

Floor plans of residential properties in the development

發展項目的住宅物業的樓面平面圖

Tower 1 第一座 Ground Floor Plan 地下平面圖



Note: The air-conditioning outdoor unit(s) for Unit D is located at the garden of the unit.
備註：地下D單位的分體式空調機的室外散熱機安裝於該單位的花園內。

LEGEND 圖例

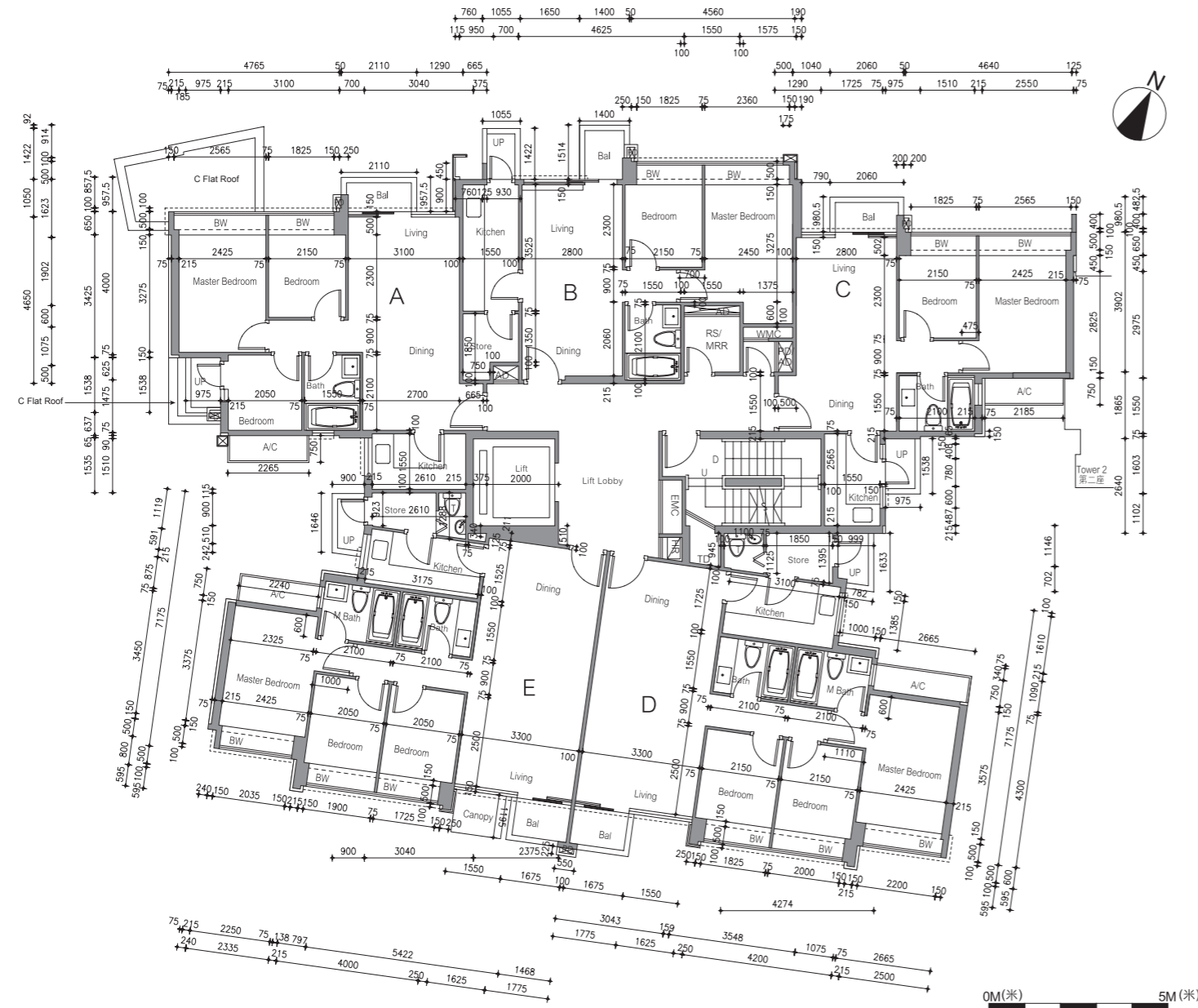
- A/C = Air Conditioner Platform = 空調機平台
- A/C Above = Air Conditioner Platform Above = 上層空調機平台
- A/C Plant Room = Air Conditioning Plant Room = 空調機房
- AD = Air / Ventilation Duct = 空氣管道/通風槽
- AF = Architectural Feature = 建築裝飾
- AF Above = Architectural Feature Above = 上層建築裝飾
- Bal = Balcony = 露台
- Bal Above = Balcony Above = 上層露台
- Bath = Bathroom = 浴室
- BW = Bay Window = 窗台
- BW Above = Bay Window Above = 上層窗台
- Bedroom = 睡房
- Canopy = 簷篷
- Canopy Above = 上層簷篷
- CABD Room = Communal Aerial Broadcast Distribution Room = 公共天線系統房
- C Flat Roof = Common Flat Roof = 公用平台
- C Roof = Common Roof = 公用天台
- D = Down = 下
- Dining = Dining Room / Area = 飯廳
- ELV = Low Voltage Electrical Duct / Cabinet = 低電壓管道/箱
- EMC = Electrical Meter Cabinet = 電錶箱
- EMR = Electrical Meter Room = 電錶房
- Family = Family Room / Area = 起居室
- FH = Fire Hydrant = 消防栓
- Flat Roof = 平台
- Floor Above = 上層樓面
- Garden = 花園
- HR = Hose Reel = 消防喉轆
- Kitchen = 廚房
- Lift = 升降機
- Lift Lobby = 升降機大堂
- Lift Machine Room = 升降機機房
- Living = Living Room / Area = 客廳
- M Bath = Master Bathroom = 主人浴室
- Master Bedroom = 主人睡房
- MV = Mechanical Ventilation = 機械通風
- Pantry = 備餐間
- PD = Pipe Duct = 喉管管道槽
- Planter = 花槽
- Ramp = 斜路
- RS / MRR = Refuse Storage / Material Recovery Room = 垃圾及物料回收房
- Roof = 天台
- Store / Sto = Store = 儲物房
- Study = Study Room = 書房
- TD = Telephone Duct = 電話線槽
- T / Lav = Toilet / Lavatory = 洗手間
- Top of A/C = Top of Cover for Air Conditioner = 下層空調機蓋頂
- Top of BW = Top of Bay Window = 下層窗台頂
- U = Up = 上
- Upper Roof = 天台高層
- UP = Utility Platform = 工作平台
- UP Above = Utility Platform Above = 上層工作平台
- Void = 中空
- WMC = Water Meter Cabinet = 水錶箱

1. Floor-to-floor height (refer to the height between the top surface of the structural slab of a floor and the top surface of the structural slab of its immediate upper floor) of each residential property on G/F to 3/F is 3.5m.
地下至三樓的每個住宅物業的層與層之間的高度（指該樓層之石屎地台面與上一層石屎地台面之高度距離）為3.5米。
2. The thickness of the floor slabs (excluding plaster) of Units A, B & C is 135mm & 150mm, and that of Unit D is 135mm, 150mm & 200mm.
A, B及C單位之樓板厚度（不包括灰泥）為135毫米及150毫米，D單位之樓板厚度（不包括灰泥）為135毫米，150毫米及200毫米。
3. The internal areas of the residential properties on the upper floors will generally be slightly larger than those on the lower floors because of the reducing thickness of the structural walls on the upper floors.
因住宅物業的較高樓層的結構牆的厚度遞減，較高樓層的內部面積，一般比較低樓層的內部面積稍大。
4. The dimensions in the floor plans are all structural dimensions in millimetre.
平面圖之尺規所列數字為以毫米標示之建築結構尺寸。

Floor plans of residential properties in the development

發展項目的住宅物業的樓面平面圖

Tower 1 第一座 1st Floor Plan 一樓平面圖



LEGEND 圖例

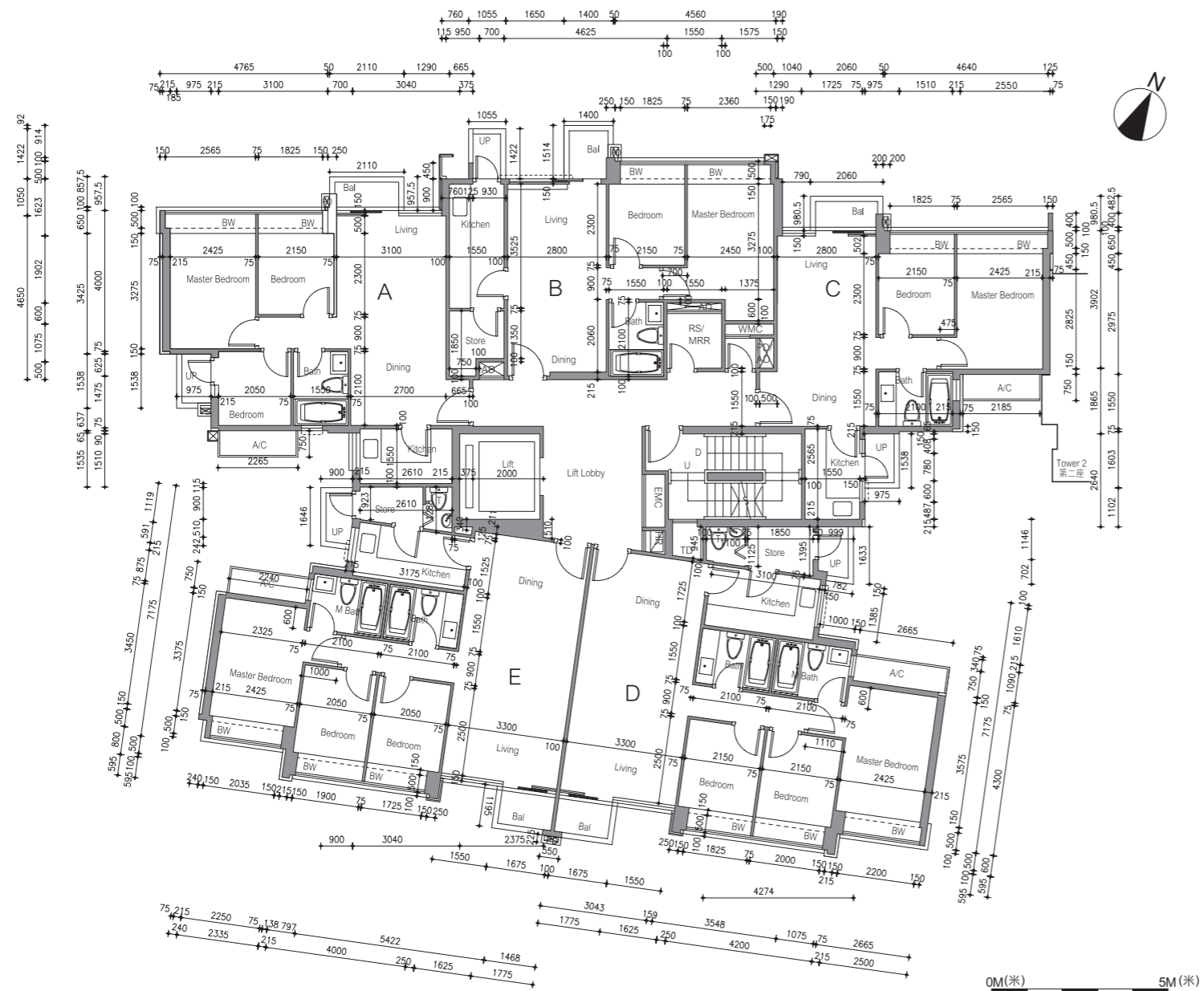
- A/C = Air Conditioner Platform = 空調機平台
- A/C Above = Air Conditioner Platform Above = 上層空調機平台
- A/C Plant Room = Air Conditioning Plant Room = 空調機房
- AD = Air / Ventilation Duct = 空氣管道/通風槽
- AF = Architectural Feature = 建築裝飾
- AF Above = Architectural Feature Above = 上層建築裝飾
- Bal = Balcony = 露台
- Bal Above = Balcony Above = 上層露台
- Bath = Bathroom = 浴室
- BW = Bay Window = 窗台
- BW Above = Bay Window Above = 上層窗台
- Bedroom = 睡房
- Canopy = 簷篷
- Canopy Above = 上層簷篷
- CABD Room = Communal Aerial Broadcast Distribution Room = 公共天線系統房
- C Flat Roof = Common Flat Roof = 公用平台
- C Roof = Common Roof = 公用天台
- D = Down = 下
- Dining = Dining Room / Area = 飯廳
- ELV = Low Voltage Electrical Duct / Cabinet = 低電壓管道/箱
- EMC = Electrical Meter Cabinet = 電錶箱
- EMR = Electrical Meter Room = 電錶房
- Family = Family Room / Area = 起居室
- FH = Fire Hydrant = 消防栓
- Flat Roof = 平台
- Floor Above = 上層樓面
- Garden = 花園
- HR = Hose Reel = 消防喉轆
- Kitchen = 廚房
- Lift = 升降機
- Lift Lobby = 升降機大堂
- Lift Machine Room = 升降機機房
- Living = Living Room / Area = 客廳
- M Bath = Master Bathroom = 主人浴室
- Master Bedroom = 主人睡房
- MV = Mechanical Ventilation = 機械通風
- Pantry = 備餐間
- PD = Pipe Duct = 喉管管道槽
- Planter = 花槽
- Ramp = 斜路
- RS / MRR = Refuse Storage / Material Recovery Room = 垃圾及物料回收房
- Roof = 天台
- Store / Sto = Store = 儲物房
- Study = Study Room = 書房
- TD = Telephone Duct = 電話線槽
- T / Lav = Toilet / Lavatory = 洗手間
- Top of A/C = Top of Cover for Air Conditioner = 下層空調機蓋頂
- Top of BW = Top of Bay Window = 下層窗台頂
- U = Up = 上
- Upper Roof = 天台高層
- UP = Utility Platform = 工作平台
- UP Above = Utility Platform Above = 上層工作平台
- Void = 中空
- WMC = Water Meter Cabinet = 水錶箱

1. Floor-to-floor height (refer to the height between the top surface of the structural slab of a floor and the top surface of the structural slab of its immediate upper floor) of each residential property on G/F to 3/F is 3.5m.
地下至三樓的每個住宅物業的層與層之間的高度（指該樓層之石屎地台面與上一層石屎地台面之高度距離）為3.5米。
2. The thickness of the floor slabs (excluding plaster) of Units A, B & C is 135mm & 150mm, and that of Units D & E is 135mm, 150mm & 200mm.
A, B及C單位之樓板厚度（不包括灰泥）為135毫米及150毫米，D及E單位之樓板厚度（不包括灰泥）為135毫米，150毫米及200毫米。
3. The internal areas of the residential properties on the upper floors will generally be slightly larger than those on the lower floors because of the reducing thickness of the structural walls on the upper floors.
因住宅物業的較高樓層的結構牆的厚度遞減，較高樓層的內部面積，一般比較低樓層的內部面積稍大。
4. The dimensions in the floor plans are all structural dimensions in millimetre.
平面圖之尺規所列數字為以毫米標示之建築結構尺寸。

Floor plans of residential properties in the development

發展項目的住宅物業的樓面平面圖

Tower 1 第一座 2nd-3rd Floor Plan 二至三樓平面圖



LEGEND 圖例

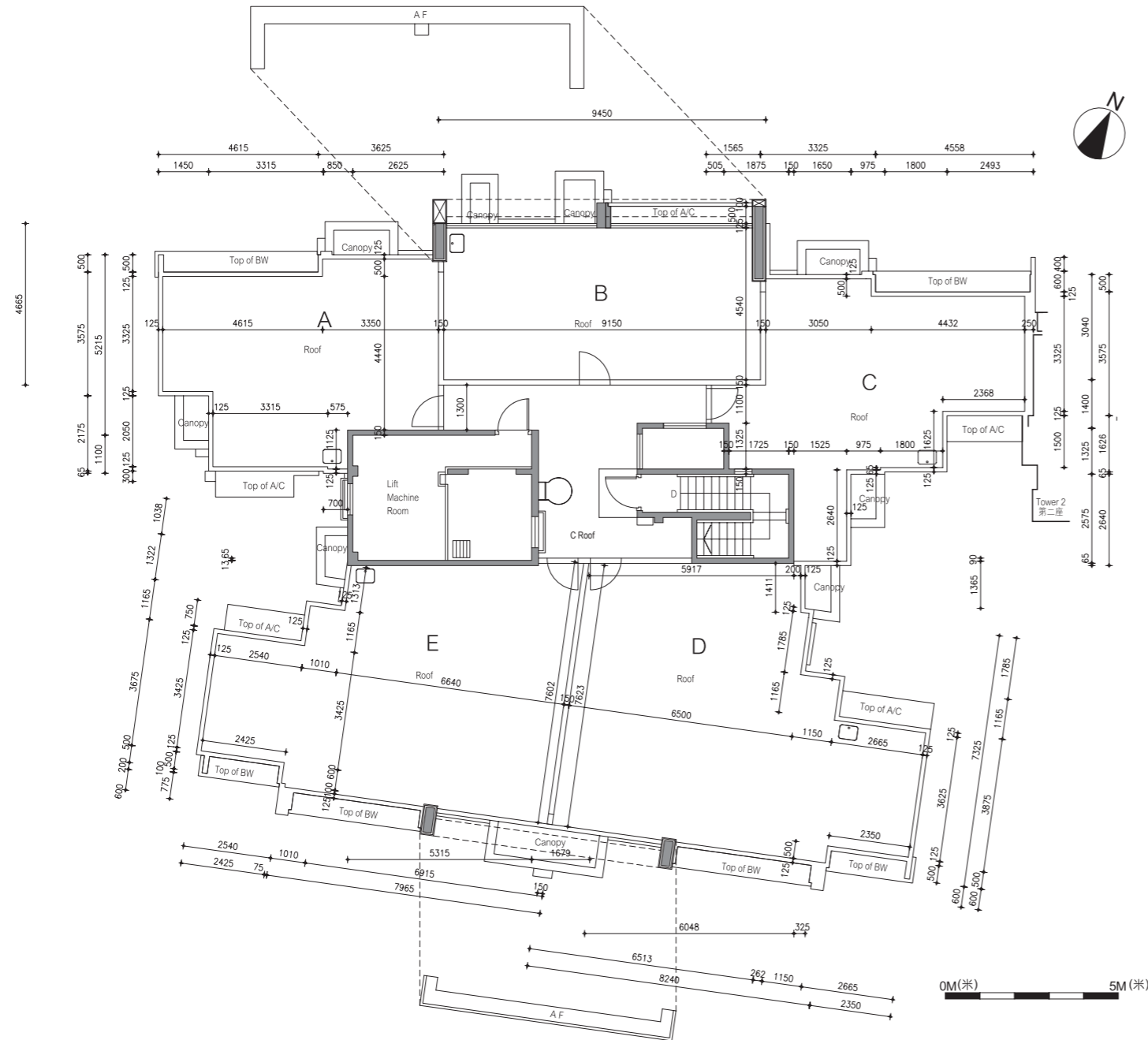
- A/C = Air Conditioner Platform = 空調機平台
- A/C Above = Air Conditioner Platform Above = 上層空調機平台
- A/C Plant Room = Air Conditioning Plant Room = 空調機房
- AD = Air / Ventilation Duct = 空氣管道/通風槽
- AF = Architectural Feature = 建築裝飾
- AF Above = Architectural Feature Above = 上層建築裝飾
- Bal = Balcony = 露台
- Bal Above = Balcony Above = 上層露台
- Bath = Bathroom = 浴室
- BW = Bay Window = 窗台
- BW Above = Bay Window Above = 上層窗台
- Bedroom = 睡房
- Canopy = 簷篷
- Canopy Above = 上層簷篷
- CABD Room = Communal Aerial Broadcast Distribution Room = 公共天線系統房
- C Flat Roof = Common Flat Roof = 公用平台
- C Roof = Common Roof = 公用天台
- D = Down = 下
- Dining = Dining Room / Area = 飯廳
- ELV = Low Voltage Electrical Duct / Cabinet = 低電壓管道/箱
- EMC = Electrical Meter Cabinet = 電錶箱
- EMR = Electrical Meter Room = 電錶房
- Family = Family Room / Area = 起居室
- FH = Fire Hydrant = 消防栓
- Flat Roof = 平台
- Floor Above = 上層樓面
- Garden = 花園
- HR = Hose Reel = 消防喉轆
- Kitchen = 廚房
- Lift = 升降機
- Lift Lobby = 升降機大堂
- Lift Machine Room = 升降機機房
- Living = Living Room / Area = 客廳
- M Bath = Master Bathroom = 主人浴室
- Master Bedroom = 主人睡房
- MV = Mechanical Ventilation = 機械通風
- Pantry = 備餐間
- PD = Pipe Duct = 喉管管道槽
- Planter = 花槽
- Ramp = 斜路
- RS / MRR = Refuse Storage / Material Recovery Room = 垃圾及物料回收房
- Roof = 天台
- Store / Sto = Store = 儲物房
- Study = Study Room = 書房
- TD = Telephone Duct = 電話線槽
- T / Lav = Toilet / Lavatory = 洗手間
- Top of A/C = Top of Cover for Air Conditioner = 下層空調機蓋頂
- Top of BW = Top of Bay Window = 下層窗台頂
- U = Up = 上
- Upper Roof = 天台高層
- UP = Utility Platform = 工作平台
- UP Above = Utility Platform Above = 上層工作平台
- Void = 中空
- WMC = Water Meter Cabinet = 水錶箱

1. Floor-to-floor height (refer to the height between the top surface of the structural slab of a floor and the top surface of the structural slab of its immediate upper floor) of each residential property on G/F to 3/F is 3.5m.
地下至三樓的每個住宅物業的層與層之間的高度（指該樓層之石屎地台面與上一層石屎地台面之高度距離）為3.5米。
2. The thickness of the floor slabs (excluding plaster) of Units A, B & C is 135mm & 150mm, and that of Units D & E is 135mm, 150mm & 200mm.
A, B及C單位之樓板厚度（不包括灰泥）為135毫米及150毫米，D及E單位之樓板厚度（不包括灰泥）為135毫米，150毫米及200毫米。
3. The internal areas of the residential properties on the upper floors will generally be slightly larger than those on the lower floors because of the reducing thickness of the structural walls on the upper floors.
因住宅物業的較高樓層的結構牆的厚度遞減，較高樓層的內部面積，一般比較低樓層的內部面積稍大。
4. The dimensions in the floor plans are all structural dimensions in millimetre.
平面圖之尺規所列數字為以毫米標示之建築結構尺寸。

Floor plans of residential properties in the development

發展項目的住宅物業的樓面平面圖

Tower 1 第一座 Roof Floor Plan 天台平面圖



LEGEND 圖例

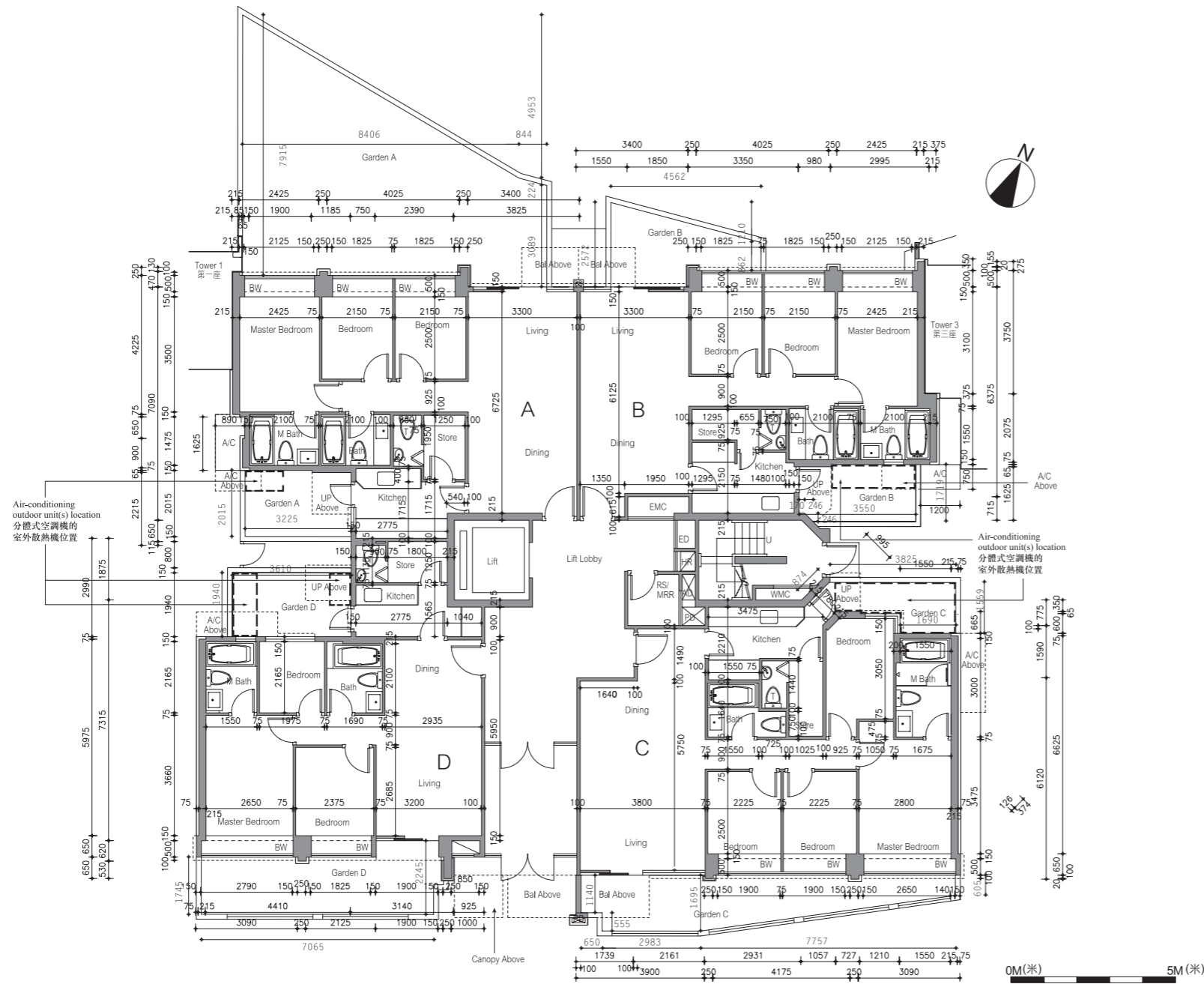
- A/C = Air Conditioner Platform = 空調機平台
- A/C Above = Air Conditioner Platform Above = 上層空調機平台
- A/C Plant Room = Air Conditioning Plant Room = 空調機房
- AD = Air / Ventilation Duct = 空氣管道/通風槽
- AF = Architectural Feature = 建築裝飾
- AF Above = Architectural Feature Above = 上層建築裝飾
- Bal = Balcony = 露台
- Bal Above = Balcony Above = 上層露台
- Bath = Bathroom = 浴室
- BW = Bay Window = 窗台
- BW Above = Bay Window Above = 上層窗台
- Bedroom = 睡房
- Canopy = 簷篷
- Canopy Above = 上層簷篷
- CABD Room = Communal Aerial Broadcast Distribution Room = 公共天線系統房
- C Flat Roof = Common Flat Roof = 公用平台
- C Roof = Common Roof = 公用天台
- D = Down = 下
- Dining = Dining Room / Area = 飯廳
- ELV = Low Voltage Electrical Duct / Cabinet = 低電壓管道/箱
- EMC = Electrical Meter Cabinet = 電錶箱
- EMR = Electrical Meter Room = 電錶房
- Family = Family Room / Area = 起居室
- FH = Fire Hydrant = 消防栓
- Flat Roof = 平台
- Floor Above = 上層樓面
- Garden = 花園
- HR = Hose Reel = 消防喉轆
- Kitchen = 廚房
- Lift = 升降機
- Lift Lobby = 升降機大堂
- Lift Machine Room = 升降機機房
- Living = Living Room / Area = 客廳
- M Bath = Master Bathroom = 主人浴室
- Master Bedroom = 主人睡房
- MV = Mechanical Ventilation = 機械通風
- Pantry = 備餐間
- PD = Pipe Duct = 喉管管道槽
- Planter = 花槽
- Ramp = 斜路
- RS / MRR = Refuse Storage / Material Recovery Room = 垃圾及物料回收房
- Roof = 天台
- Store / Sto = Store = 儲物房
- Study = Study Room = 書房
- TD = Telephone Duct = 電話線槽
- T / Lav = Toilet / Lavatory = 洗手間
- Top of A/C = Top of Cover for Air Conditioner = 下層空調機蓋頂
- Top of BW = Top of Bay Window = 下層窗台頂
- U = Up = 上
- Upper Roof = 天台高層
- UP = Utility Platform = 工作平台
- UP Above = Utility Platform Above = 上層工作平台
- Void = 中空
- WMC = Water Meter Cabinet = 水錶箱

1. Floor-to-floor height : Not applicable.
層與層之間的高度：不適用。
2. The thickness of the floor slabs (excluding plaster) : Not applicable.
樓板（不包括灰泥）的厚度：不適用。
3. The internal areas of the residential properties on the upper floors will generally be slightly larger than those on the lower floors because of the reducing thickness of the structural walls on the upper floors.
因住宅物業的較高樓層的結構牆的厚度遞減，較高樓層的內部面積，一般比較低樓層的內部面積稍大。
4. The dimensions in the floor plans are all structural dimensions in millimetre.
平面圖之尺規所列數字為以毫米標示之建築結構尺寸。

Floor plans of residential properties in the development

發展項目的住宅物業的樓面平面圖

Tower 2 第二座 Ground Floor Plan 地下平面圖



Note: The air-conditioning outdoor unit(s) for Unit A, B, C & D are respectively located at the garden of the units.
 備註：地下A、B、C及D單位的分體式空調機的室外散熱機分別安裝於該單位的花園內。

LEGEND 圖例

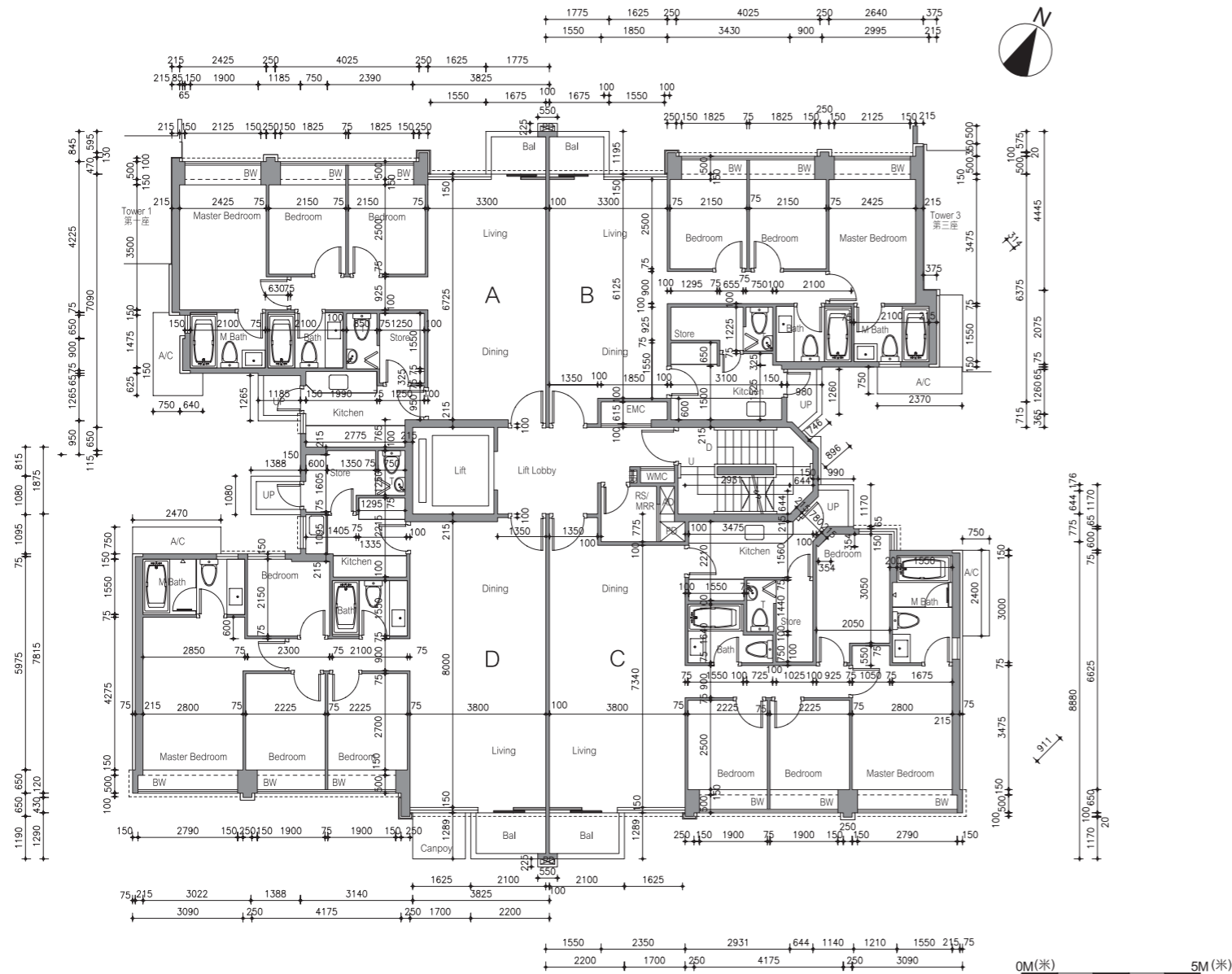
- A/C = Air Conditioner Platform = 空調機平台
- A/C Above = Air Conditioner Platform Above = 上層空調機平台
- A/C Plant Room = Air Conditioning Plant Room = 空調機房
- AD = Air / Ventilation Duct = 空氣管道/通風槽
- AF = Architectural Feature = 建築裝飾
- AF Above = Architectural Feature Above = 上層建築裝飾
- Bal = Balcony = 露台
- Bal Above = Balcony Above = 上層露台
- Bath = Bathroom = 浴室
- BW = Bay Window = 窗台
- BW Above = Bay Window Above = 上層窗台
- Bedroom = 睡房
- Canopy = 簷篷
- Canopy Above = 上層簷篷
- CABD Room = Communal Aerial Broadcast Distribution Room = 公共天線系統房
- C Flat Roof = Common Flat Roof = 公用平台
- C Roof = Common Roof = 公用天台
- D = Down = 下
- Dining = Dining Room / Area = 飯廳
- ELV = Low Voltage Electrical Duct / Cabinet = 低電壓管道/箱
- EMC = Electrical Meter Cabinet = 電錶箱
- EMR = Electrical Meter Room = 電錶房
- Family = Family Room / Area = 起居室
- FH = Fire Hydrant = 消防栓
- Flat Roof = 平台
- Floor Above = 上層樓面
- Garden = 花園
- HR = Hose Reel = 消防喉轆
- Kitchen = 廚房
- Lift = 升降機
- Lift Lobby = 升降機大堂
- Lift Machine Room = 升降機機房
- Living = Living Room / Area = 客廳
- M Bath = Master Bathroom = 主人浴室
- Master Bedroom = 主人睡房
- MV = Mechanical Ventilation = 機械通風
- Pantry = 備餐間
- PD = Pipe Duct = 喉管管道槽
- Planter = 花槽
- Ramp = 斜路
- RS / MRR = Refuse Storage / Material Recovery Room = 垃圾及物料回收房
- Roof = 天台
- Store / Sto = Store = 儲物房
- Study = Study Room = 書房
- TD = Telephone Duct = 電話線槽
- T / Lav = Toilet / Lavatory = 洗手間
- Top of A/C = Top of Cover for Air Conditioner = 下層空調機蓋頂
- Top of BW = Top of Bay Window = 下層窗台頂
- U = Up = 上
- Upper Roof = 天台高層
- UP = Utility Platform = 工作平台
- UP Above = Utility Platform Above = 上層工作平台
- Void = 中空
- WMC = Water Meter Cabinet = 水錶箱

1. Floor-to-floor height (refer to the height between the top surface of the structural slab of a floor and the top surface of the structural slab of its immediate upper floor) of each residential property on G/F to 3/F is 3.5m.
 地下至三樓的每個住宅物業的層與層之間的高度（指該樓層之石屎地台面與上一層石屎地台面之高度距離）為3.5米。
2. The thickness of the floor slabs (excluding plaster) of Units A, B & C is 135mm, 150mm & 200mm, and that of Units D is 135mm & 150mm.
 A、B及C單位之樓板厚度（不包括灰泥）為135毫米、150毫米及200毫米，D單位之樓板厚度（不包括灰泥）為135毫米及150毫米。
3. The internal areas of the residential properties on the upper floors will generally be slightly larger than those on the lower floors because of the reducing thickness of the structural walls on the upper floors.
 因住宅物業的較高樓層的結構牆的厚度遞減，較高樓層的內部面積，一般比較低樓層的內部面積稍大。
4. The dimensions in the floor plans are all structural dimensions in millimetre.
 平面圖之尺規所列數字為以毫米標示之建築結構尺寸。

Floor plans of residential properties in the development

發展項目的住宅物業的樓面平面圖

Tower 2 第二座 1st Floor Plan 一樓平面圖



LEGEND 圖例

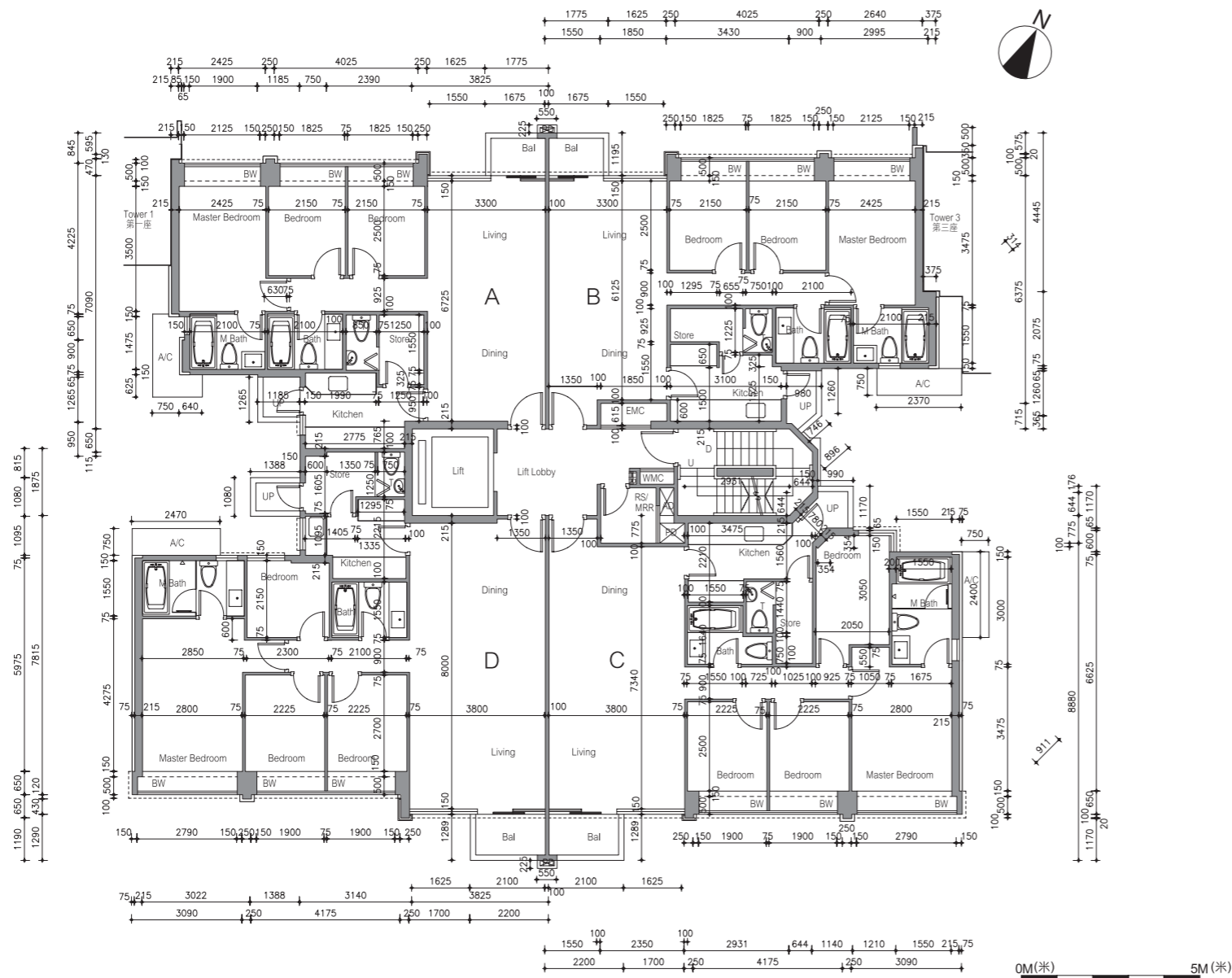
- A/C = Air Conditioner Platform = 空調機平台
- A/C Above = Air Conditioner Platform Above = 上層空調機平台
- A/C Plant Room = Air Conditioning Plant Room = 空調機房
- AD = Air / Ventilation Duct = 空氣管道/通風槽
- AF = Architectural Feature = 建築裝飾
- AF Above = Architectural Feature Above = 上層建築裝飾
- Bal = Balcony = 露台
- Bal Above = Balcony Above = 上層露台
- Bath = Bathroom = 浴室
- BW = Bay Window = 窗台
- BW Above = Bay Window Above = 上層窗台
- Bedroom = 睡房
- Canopy = 簷篷
- Canopy Above = 上層簷篷
- CABD Room = Communal Aerial Broadcast Distribution Room = 公共天線系統房
- C Flat Roof = Common Flat Roof = 公用平台
- C Roof = Common Roof = 公用天台
- D = Down = 下
- Dining = Dining Room / Area = 飯廳
- ELV = Low Voltage Electrical Duct / Cabinet = 低電壓管道/箱
- EMC = Electrical Meter Cabinet = 電錶箱
- EMR = Electrical Meter Room = 電錶房
- Family = Family Room / Area = 起居室
- FH = Fire Hydrant = 消防栓
- Flat Roof = 平台
- Floor Above = 上層樓面
- Garden = 花園
- HR = Hose Reel = 消防喉轆
- Kitchen = 廚房
- Lift = 升降機
- Lift Lobby = 升降機大堂
- Lift Machine Room = 升降機機房
- Living = Living Room / Area = 客廳
- M Bath = Master Bathroom = 主人浴室
- Master Bedroom = 主人睡房
- MV = Mechanical Ventilation = 機械通風
- Pantry = 備餐間
- PD = Pipe Duct = 喉管管道槽
- Planter = 花槽
- Ramp = 斜路
- RS / MRR = Refuse Storage / Material Recovery Room = 垃圾及物料回收房
- Roof = 天台
- Store / Sto = Store = 儲物房
- Study = Study Room = 書房
- TD = Telephone Duct = 電話線槽
- T / Lav = Toilet / Lavatory = 洗手間
- Top of A/C = Top of Cover for Air Conditioner = 下層空調機蓋頂
- Top of BW = Top of Bay Window = 下層窗台頂
- U = Up = 上
- Upper Roof = 天台高層
- UP = Utility Platform = 工作平台
- UP Above = Utility Platform Above = 上層工作平台
- Void = 中空
- WMC = Water Meter Cabinet = 水錶箱

1. Floor-to-floor height (refer to the height between the top surface of the structural slab of a floor and the top surface of the structural slab of its immediate upper floor) of each residential property on G/F to 3/F is 3.5m.
地下至三樓的每個住宅物業的層與層之間的高度（指該樓層之石屎地台面與上一層石屎地台面之高度距離）為3.5米。
2. The thickness of the floor slabs (excluding plaster) of Units A, B, C & D is 135mm, 150mm & 200mm.
A, B, C及D單位之樓板厚度（不包括灰泥）為135毫米，150毫米及200毫米。
3. The internal areas of the residential properties on the upper floors will generally be slightly larger than those on the lower floors because of the reducing thickness of the structural walls on the upper floors.
因住宅物業的較高樓層的結構牆的厚度遞減，較高樓層的內部面積，一般比較低樓層的內部面積稍大。
4. The dimensions in the floor plans are all structural dimensions in millimetre.
平面圖之尺規所列數字為以毫米標示之建築結構尺寸。

Floor plans of residential properties in the development

發展項目的住宅物業的樓面平面圖

Tower 2 第二座 2nd Floor Plan 二樓平面圖



LEGEND 圖例

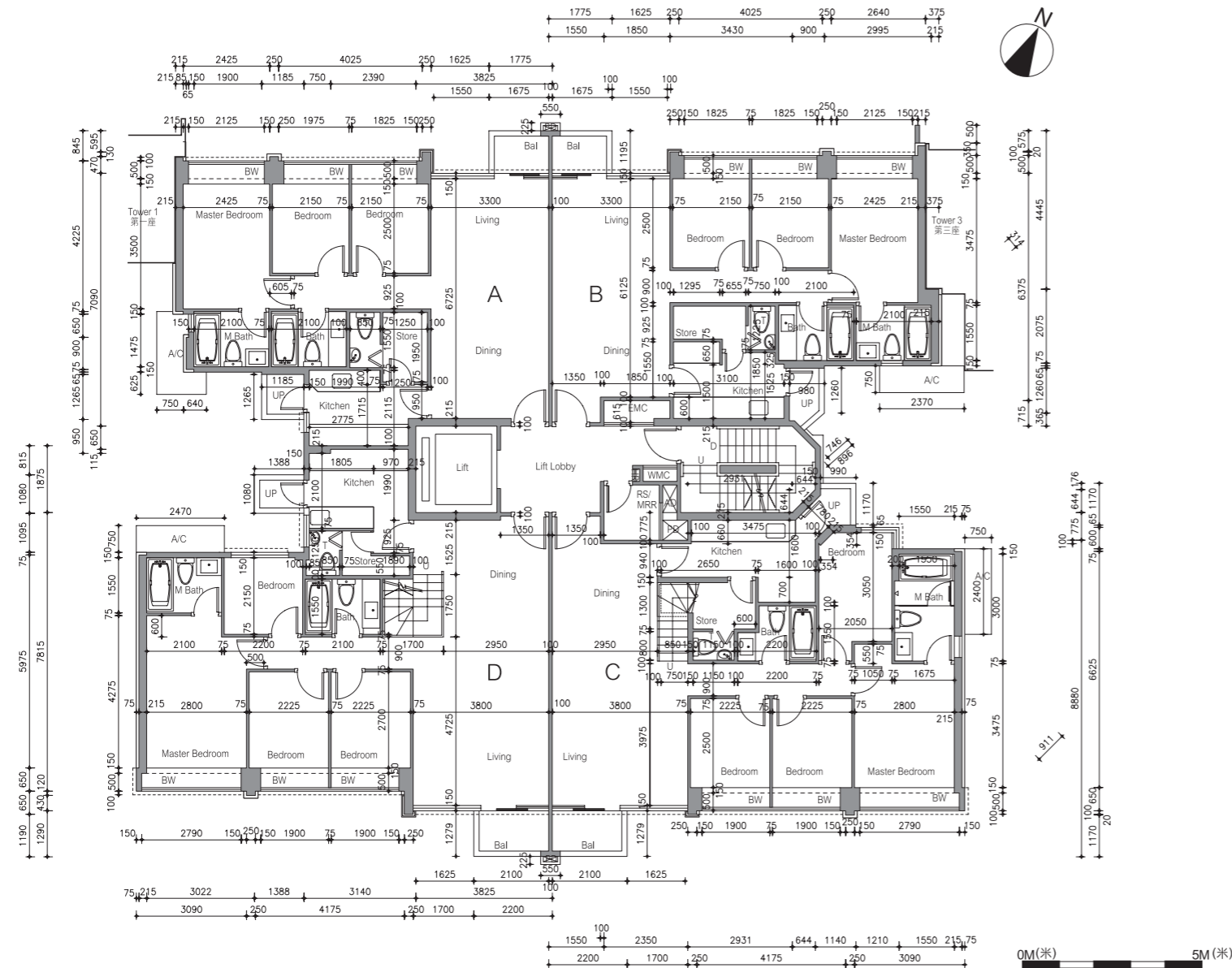
- A/C = Air Conditioner Platform = 空調機平台
- A/C Above = Air Conditioner Platform Above = 上層空調機平台
- A/C Plant Room = Air Conditioning Plant Room = 空調機房
- AD = Air / Ventilation Duct = 空氣管道/通風槽
- AF = Architectural Feature = 建築裝飾
- AF Above = Architectural Feature Above = 上層建築裝飾
- Bal = Balcony = 露台
- Bal Above = Balcony Above = 上層露台
- Bath = Bathroom = 浴室
- BW = Bay Window = 窗台
- BW Above = Bay Window Above = 上層窗台
- Bedroom = 睡房
- Canopy = 簷篷
- Canopy Above = 上層簷篷
- CABD Room = Communal Aerial Broadcast Distribution Room = 公共天線系統房
- C Flat Roof = Common Flat Roof = 公用平台
- C Roof = Common Roof = 公用天台
- D = Down = 下
- Dining = Dining Room / Area = 飯廳
- ELV = Low Voltage Electrical Duct / Cabinet = 低電壓管道/箱
- EMC = Electrical Meter Cabinet = 電錶箱
- EMR = Electrical Meter Room = 電錶房
- Family = Family Room / Area = 起居室
- FH = Fire Hydrant = 消防栓
- Flat Roof = 平台
- Floor Above = 上層樓面
- Garden = 花園
- HR = Hose Reel = 消防喉轆
- Kitchen = 廚房
- Lift = 升降機
- Lift Lobby = 升降機大堂
- Lift Machine Room = 升降機機房
- Living = Living Room / Area = 客廳
- M Bath = Master Bathroom = 主人浴室
- Master Bedroom = 主人睡房
- MV = Mechanical Ventilation = 機械通風
- Pantry = 備餐間
- PD = Pipe Duct = 喉管管道槽
- Planter = 花槽
- Ramp = 斜路
- RS / MRR = Refuse Storage / Material Recovery Room = 垃圾及物料回收房
- Roof = 天台
- Store / Sto = Store = 儲物房
- Study = Study Room = 書房
- TD = Telephone Duct = 電話線槽
- T / Lav = Toilet / Lavatory = 洗手間
- Top of A/C = Top of Cover for Air Conditioner = 下層空調機蓋頂
- Top of BW = Top of Bay Window = 下層窗台頂
- U = Up = 上
- Upper Roof = 天台高層
- UP = Utility Platform = 工作平台
- UP Above = Utility Platform Above = 上層工作平台
- Void = 中空
- WMC = Water Meter Cabinet = 水錶箱

1. Floor-to-floor height (refer to the height between the top surface of the structural slab of a floor and the top surface of the structural slab of its immediate upper floor) of each residential property on G/F to 3/F is 3.5m.
地下至三樓的每個住宅物業的層與層之間的高度（指該樓層之石屎地台面與上一層石屎地台面之高度距離）為3.5米。
2. The thickness of the floor slabs (excluding plaster) of Units A, B, C & D is 135mm, 150mm & 200mm.
A, B, C及D單位之樓板厚度（不包括灰泥）為135毫米，150毫米及200毫米。
3. The internal areas of the residential properties on the upper floors will generally be slightly larger than those on the lower floors because of the reducing thickness of the structural walls on the upper floors.
因住宅物業的較高樓層的結構牆的厚度遞減，較高樓層的內部面積，一般比較低樓層的內部面積稍大。
4. The dimensions in the floor plans are all structural dimensions in millimetre.
平面圖之尺規所列數字為以毫米標示之建築結構尺寸。

Floor plans of residential properties in the development

發展項目的住宅物業的樓面平面圖

Tower 2 第二座 3rd Floor Plan 三樓平面圖



LEGEND 圖例

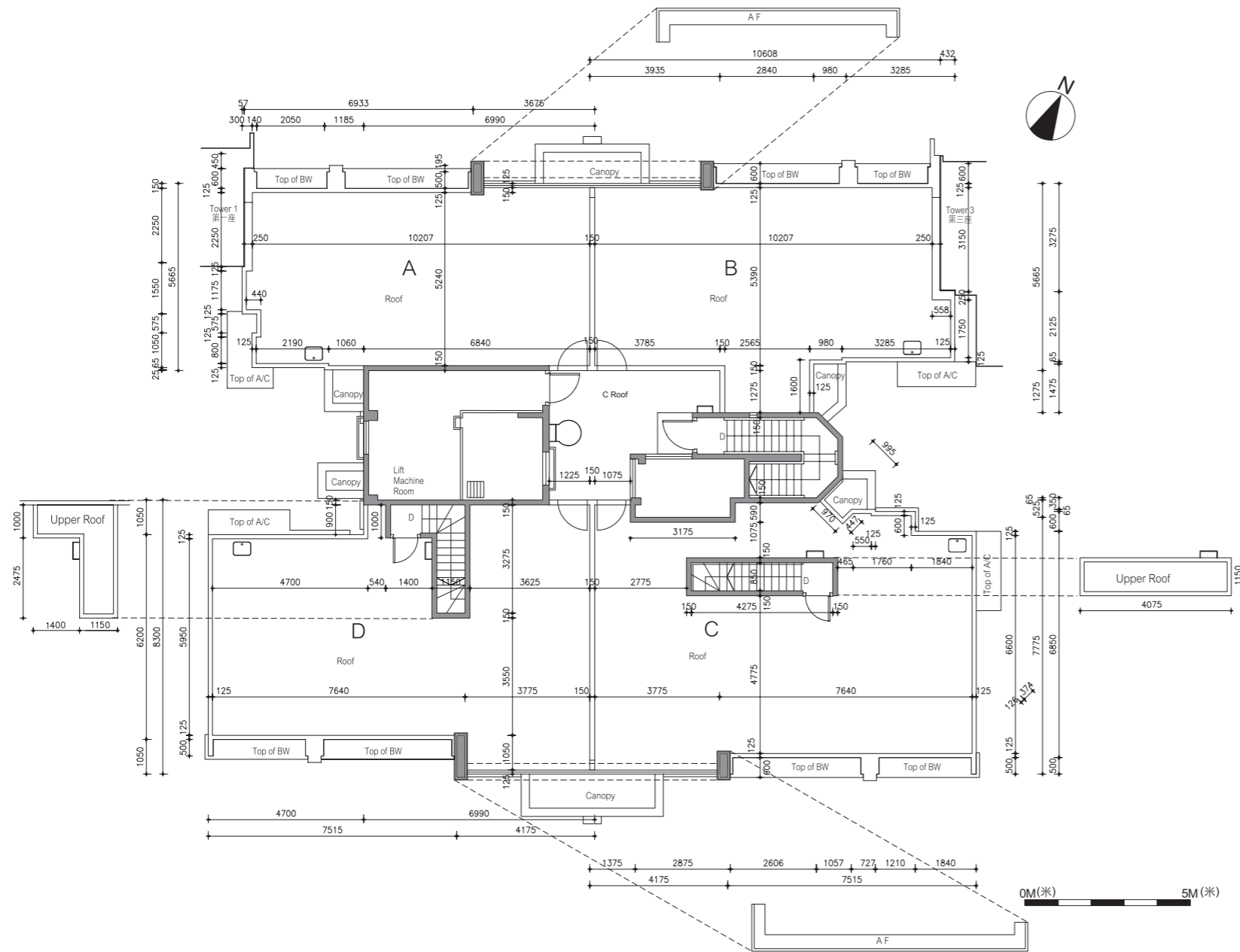
- A/C = Air Conditioner Platform = 空調機平台
- A/C Above = Air Conditioner Platform Above = 上層空調機平台
- A/C Plant Room = Air Conditioning Plant Room = 空調機房
- AD = Air / Ventilation Duct = 空氣管道/通風槽
- AF = Architectural Feature = 建築裝飾
- AF Above = Architectural Feature Above = 上層建築裝飾
- Bal = Balcony = 露台
- Bal Above = Balcony Above = 上層露台
- Bath = Bathroom = 浴室
- BW = Bay Window = 窗台
- BW Above = Bay Window Above = 上層窗台
- Bedroom = 睡房
- Canopy = 簷篷
- Canopy Above = 上層簷篷
- CABD Room = Communal Aerial Broadcast Distribution Room = 公共天線系統房
- C Flat Roof = Common Flat Roof = 公用平台
- C Roof = Common Roof = 公用天台
- D = Down = 下
- Dining = Dining Room / Area = 飯廳
- ELV = Low Voltage Electrical Duct / Cabinet = 低電壓管道/箱
- EMC = Electrical Meter Cabinet = 電錶箱
- EMR = Electrical Meter Room = 電錶房
- Family = Family Room / Area = 起居室
- FH = Fire Hydrant = 消防栓
- Flat Roof = 平台
- Floor Above = 上層樓面
- Garden = 花園
- HR = Hose Reel = 消防喉轆
- Kitchen = 廚房
- Lift = 升降機
- Lift Lobby = 升降機大堂
- Lift Machine Room = 升降機機房
- Living = Living Room / Area = 客廳
- M Bath = Master Bathroom = 主人浴室
- Master Bedroom = 主人睡房
- MV = Mechanical Ventilation = 機械通風
- Pantry = 備餐間
- PD = Pipe Duct = 喉管管道槽
- Planter = 花槽
- Ramp = 斜路
- RS / MRR = Refuse Storage / Material Recovery Room = 垃圾及物料回收房
- Roof = 天台
- Store / Sto = Store = 儲物房
- Study = Study Room = 書房
- TD = Telephone Duct = 電話線槽
- T / Lav = Toilet / Lavatory = 洗手間
- Top of A/C = Top of Cover for Air Conditioner = 下層空調機蓋頂
- Top of BW = Top of Bay Window = 下層窗台頂
- U = Up = 上
- Upper Roof = 天台高層
- UP = Utility Platform = 工作平台
- UP Above = Utility Platform Above = 上層工作平台
- Void = 中空
- WMC = Water Meter Cabinet = 水錶箱

1. Floor-to-floor height (refer to the height between the top surface of the structural slab of a floor and the top surface of the structural slab of its immediate upper floor) of each residential property on G/F to 3/F is 3.5m.
地下至三樓的每個住宅物業的層與層之間的高度(指該樓層之石屎地台面與上一層石屎地台面之高度距離)為3.5米。
2. The thickness of the floor slabs (excluding plaster) of Units A & B is 135mm, 150mm & 200mm and that of Units C & D is 135mm, 150mm & 250mm.
A及B單位之樓板厚度(不包括灰泥)為135毫米, 150毫米及200毫米, C及D單位之樓板厚度(不包括灰泥)為135毫米, 150毫米及250毫米。
3. The internal areas of the residential properties on the upper floors will generally be slightly larger than those on the lower floors because of the reducing thickness of the structural walls on the upper floors.
因住宅物業的較高樓層的結構牆的厚度遞減, 較高樓層的內部面積, 一般比較低樓層的內部面積稍大。
4. The dimensions in the floor plans are all structural dimensions in millimetre.
平面圖之尺規所列數字為以毫米標示之建築結構尺寸。

Floor plans of residential properties in the development

發展項目的住宅物業的樓面平面圖

Tower 2 第二座 Roof Floor Plan 天台平面圖



LEGEND 圖例

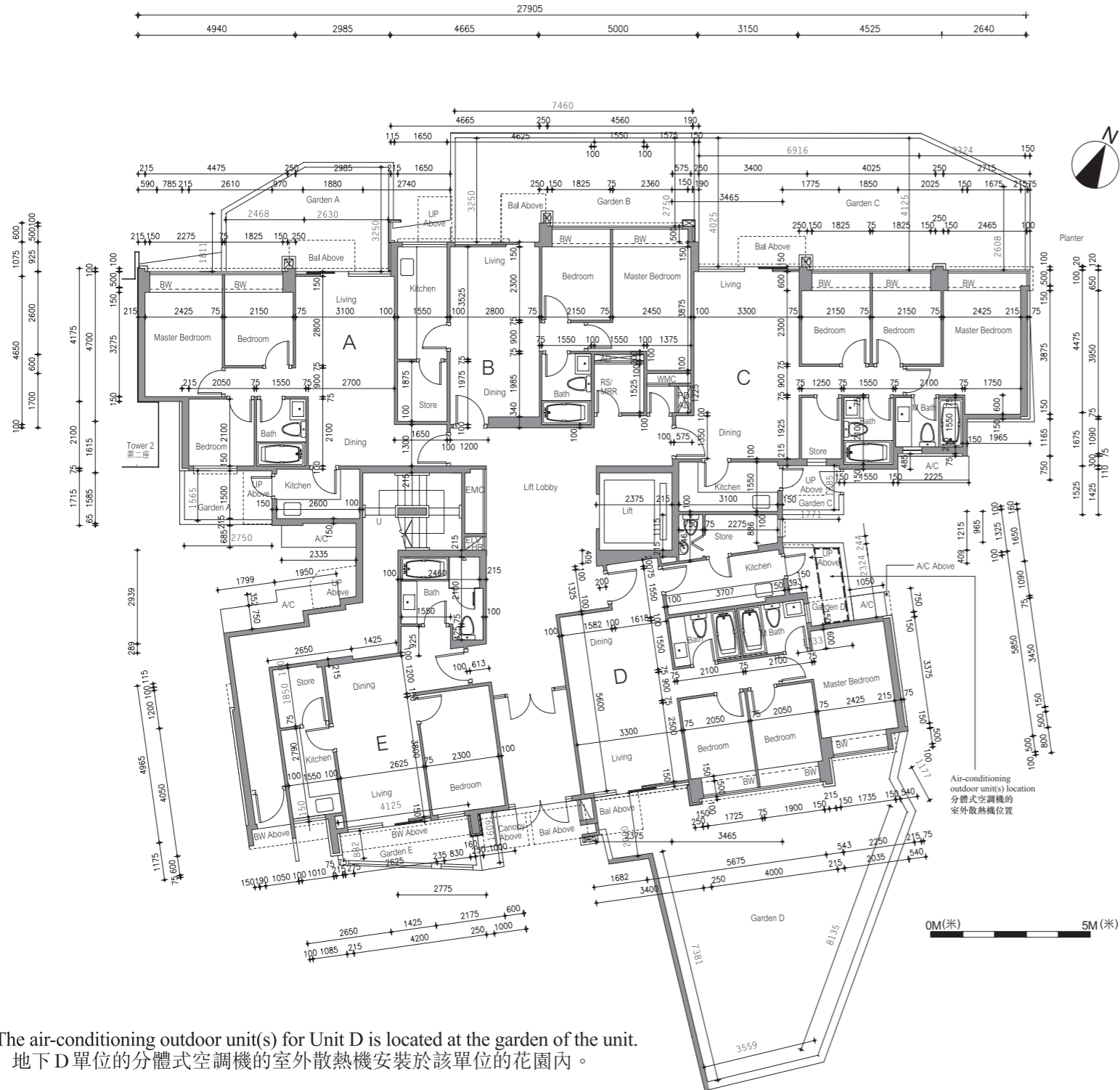
- A/C = Air Conditioner Platform = 空調機平台
- A/C Above = Air Conditioner Platform Above = 上層空調機平台
- A/C Plant Room = Air Conditioning Plant Room = 空調機房
- AD = Air / Ventilation Duct = 空氣管道/通風槽
- AF = Architectural Feature = 建築裝飾
- AF Above = Architectural Feature Above = 上層建築裝飾
- Bal = Balcony = 露台
- Bal Above = Balcony Above = 上層露台
- Bath = Bathroom = 浴室
- BW = Bay Window = 窗台
- BW Above = Bay Window Above = 上層窗台
- Bedroom = 睡房
- Canopy = 簷篷
- Canopy Above = 上層簷篷
- CABD Room = Communal Aerial Broadcast Distribution Room = 公共天線系統房
- C Flat Roof = Common Flat Roof = 公用平台
- C Roof = Common Roof = 公用天台
- D = Down = 下
- Dining = Dining Room / Area = 飯廳
- ELV = Low Voltage Electrical Duct / Cabinet = 低電壓管道/箱
- EMC = Electrical Meter Cabinet = 電錶箱
- EMR = Electrical Meter Room = 電錶房
- Family = Family Room / Area = 起居室
- FH = Fire Hydrant = 消防栓
- Flat Roof = 平台
- Floor Above = 上層樓面
- Garden = 花園
- HR = Hose Reel = 消防喉轆
- Kitchen = 廚房
- Lift = 升降機
- Lift Lobby = 升降機大堂
- Lift Machine Room = 升降機機房
- Living = Living Room / Area = 客廳
- M Bath = Master Bathroom = 主人浴室
- Master Bedroom = 主人睡房
- MV = Mechanical Ventilation = 機械通風
- Pantry = 備餐間
- PD = Pipe Duct = 喉管管道槽
- Planter = 花槽
- Ramp = 斜路
- RS / MRR = Refuse Storage / Material Recovery Room = 垃圾及物料回收房
- Roof = 天台
- Store / Sto = Store = 儲物房
- Study = Study Room = 書房
- TD = Telephone Duct = 電話線槽
- T / Lav = Toilet / Lavatory = 洗手間
- Top of A/C = Top of Cover for Air Conditioner = 下層空調機蓋頂
- Top of BW = Top of Bay Window = 下層窗台頂
- U = Up = 上
- Upper Roof = 天台高層
- UP = Utility Platform = 工作平台
- UP Above = Utility Platform Above = 上層工作平台
- Void = 中空
- WMC = Water Meter Cabinet = 水錶箱

1. Floor-to-floor height (refer to the height between the top surface of the structural slab of a floor and the top surface of the structural slab of its immediate upper floor) of the stairhood of Units C & D is 2.5m.
C及D單位之梯屋的層與層之間的高（指該樓層之石屎地台面與上一層石屎地台面之高度距離）為2.5米。
2. The thickness of the floor slabs (excluding plaster) of the stairhood of Units C & D is 150mm.
C及D單位之梯屋的樓板厚度（不包括灰泥）為150毫米。
3. The internal areas of the residential properties on the upper floors will generally be slightly larger than those on the lower floors because of the reducing thickness of the structural walls on the upper floors.
因住宅物業的較高樓層的結構牆的厚度遞減，較高樓層的內部面積，一般比較低樓層的內部面積稍大。
4. The dimensions in the floor plans are all structural dimensions in millimetre.
平面圖之尺規所列數字為以毫米標示之建築結構尺寸。

Floor plans of residential properties in the development

發展項目的住宅物業的樓面平面圖

Tower 3 第三座 Ground Floor Plan 地下平面圖



Note: The air-conditioning outdoor unit(s) for Unit D is located at the garden of the unit.
備註：地下D單位的分體式空調機的室外散熱機安裝於該單位的花園內。

LEGEND 圖例

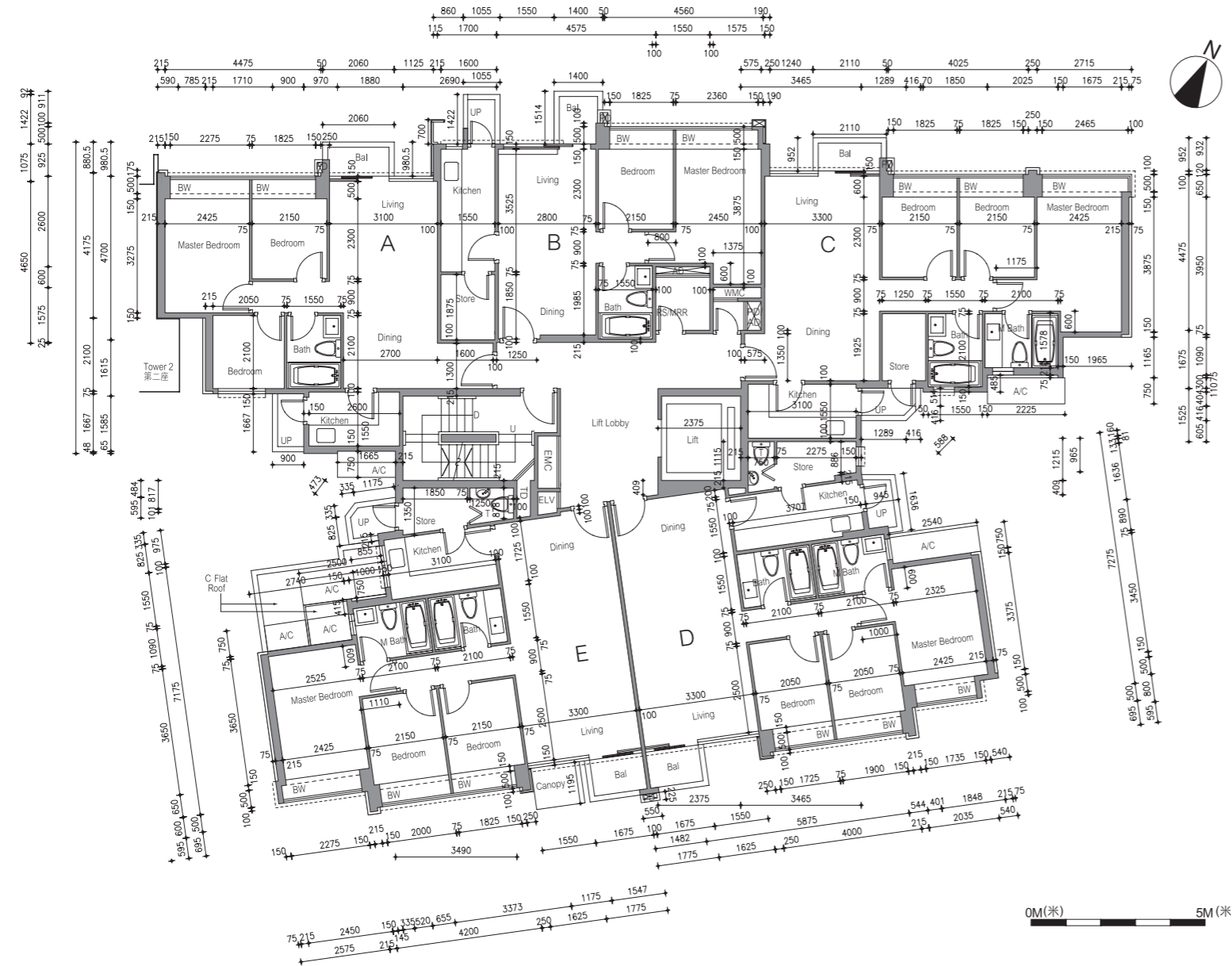
- A/C = Air Conditioner Platform = 空調機平台
- A/C Above = Air Conditioner Platform Above = 上層空調機平台
- A/C Plant Room = Air Conditioning Plant Room = 空調機房
- AD = Air / Ventilation Duct = 空氣管道/通風槽
- AF = Architectural Feature = 建築裝飾
- AF Above = Architectural Feature Above = 上層建築裝飾
- Bal = Balcony = 露台
- Bal Above = Balcony Above = 上層露台
- Bath = Bathroom = 浴室
- BW = Bay Window = 窗台
- BW Above = Bay Window Above = 上層窗台
- Bedroom = 睡房
- Canopy = 簷篷
- Canopy Above = 上層簷篷
- CABD Room = Communal Aerial Broadcast Distribution Room = 公共天線系統房
- C Flat Roof = Common Flat Roof = 公用平台
- C Roof = Common Roof = 公用天台
- D = Down = 下
- Dining = Dining Room / Area = 飯廳
- ELV = Low Voltage Electrical Duct / Cabinet = 低電壓管道/箱
- EMC = Electrical Meter Cabinet = 電錶箱
- EMR = Electrical Meter Room = 電錶房
- Family = Family Room / Area = 起居室
- FH = Fire Hydrant = 消防栓
- Flat Roof = 平台
- Floor Above = 上層樓面
- Garden = 花園
- HR = Hose Reel = 消防喉轆
- Kitchen = 廚房
- Lift = 升降機
- Lift Lobby = 升降機大堂
- Lift Machine Room = 升降機機房
- Living = Living Room / Area = 客廳
- M Bath = Master Bathroom = 主人浴室
- Master Bedroom = 主人睡房
- MV = Mechanical Ventilation = 機械通風
- Pantry = 備餐間
- PD = Pipe Duct = 喉管管道槽
- Planter = 花槽
- Ramp = 斜路
- RS / MRR = Refuse Storage / Material Recovery Room = 垃圾及物料回收房
- Roof = 天台
- Store / Sto = Store = 儲物房
- Study = Study Room = 書房
- TD = Telephone Duct = 電話線槽
- T / Lav = Toilet / Lavatory = 洗手間
- Top of A/C = Top of Cover for Air Conditioner = 下層空調機蓋頂
- Top of BW = Top of Bay Window = 下層窗台頂
- U = Up = 上
- Upper Roof = 天台高層
- UP = Utility Platform = 工作平台
- UP Above = Utility Platform Above = 上層工作平台
- Void = 中空
- WMC = Water Meter Cabinet = 水錶箱

1. Floor-to-floor height (refer to the height between the top surface of the structural slab of a floor and the top surface of the structural slab of its immediate upper floor) of each residential property on G/F to 3/F is 3.5m.
地下至三樓的每個住宅物業的層與層之間的高度（指該樓層之石屎地台面與上一層石屎地台面之高度距離）為3.5米。
2. The thickness of the floor slabs (excluding plaster) of Units A is 130mm, 135mm & 150mm, and that of Units B, C & D is 135mm & 150mm, and that of Unit E is 150mm.
A單位之樓板厚度（不包括灰泥）為130毫米，135毫米及150毫米，B，C及D單位之樓板厚度（不包括灰泥）為135毫米及150毫米，E單位之樓板厚度（不包括灰泥）為150毫米。
3. The internal areas of the residential properties on the upper floors will generally be slightly larger than those on the lower floors because of the reducing thickness of the structural walls on the upper floors.
因住宅物業的較高樓層的結構牆的厚度遞減，較高樓層的內部面積，一般比較低樓層的內部面積稍大。
4. The dimensions in the floor plans are all structural dimensions in millimetre.
平面圖之尺規所列數字為以毫米標示之建築結構尺寸。

Floor plans of residential properties in the development

發展項目的住宅物業的樓面平面圖

Tower 3 第三座 1st Floor Plan 一樓平面圖



LEGEND 圖例

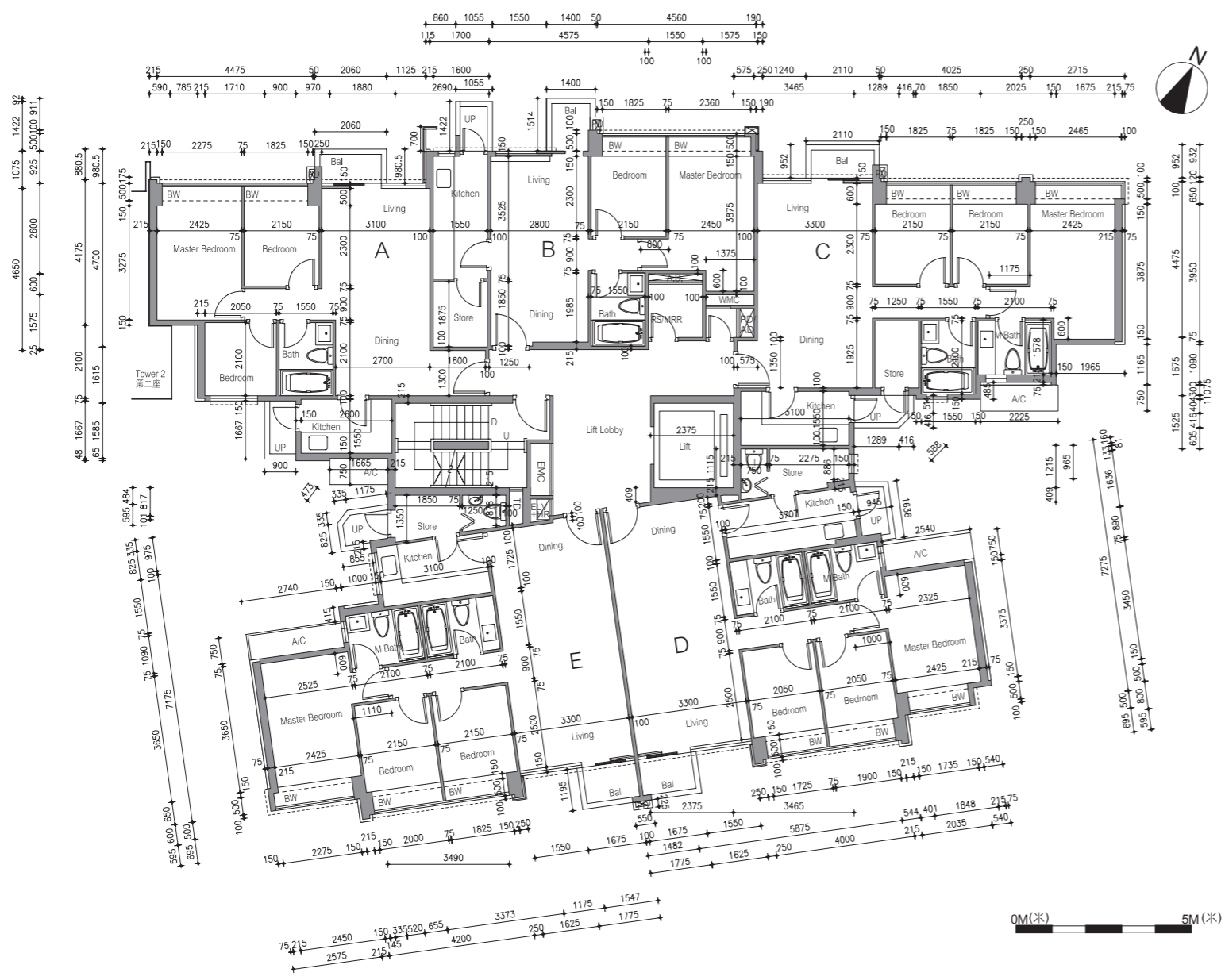
- A/C = Air Conditioner Platform = 空調機平台
- A/C Above = Air Conditioner Platform Above = 上層空調機平台
- A/C Plant Room = Air Conditioning Plant Room = 空調機房
- AD = Air / Ventilation Duct = 空氣管道/通風槽
- AF = Architectural Feature = 建築裝飾
- AF Above = Architectural Feature Above = 上層建築裝飾
- Bal = Balcony = 露台
- Bal Above = Balcony Above = 上層露台
- Bath = Bathroom = 浴室
- BW = Bay Window = 窗台
- BW Above = Bay Window Above = 上層窗台
- Bedroom = 睡房
- Canopy = 簷篷
- Canopy Above = 上層簷篷
- CABD Room = Communal Aerial Broadcast Distribution Room = 公共天線系統房
- C Flat Roof = Common Flat Roof = 公用平台
- C Roof = Common Roof = 公用天台
- D = Down = 下
- Dining = Dining Room / Area = 飯廳
- ELV = Low Voltage Electrical Duct / Cabinet = 低電壓管道/箱
- EMC = Electrical Meter Cabinet = 電錶箱
- EMR = Electrical Meter Room = 電錶房
- Family = Family Room / Area = 起居室
- FH = Fire Hydrant = 消防栓
- Flat Roof = 平台
- Floor Above = 上層樓面
- Garden = 花園
- HR = Hose Reel = 消防喉轆
- Kitchen = 廚房
- Lift = 升降機
- Lift Lobby = 升降機大堂
- Lift Machine Room = 升降機機房
- Living = Living Room / Area = 客廳
- M Bath = Master Bathroom = 主人浴室
- Master Bedroom = 主人睡房
- MV = Mechanical Ventilation = 機械通風
- Pantry = 備餐間
- PD = Pipe Duct = 喉管管道槽
- Planter = 花槽
- Ramp = 斜路
- RS / MRR = Refuse Storage / Material Recovery Room = 垃圾及物料回收房
- Roof = 天台
- Store / Sto = Store = 儲物房
- Study = Study Room = 書房
- TD = Telephone Duct = 電話線槽
- T / Lav = Toilet / Lavatory = 洗手間
- Top of A/C = Top of Cover for Air Conditioner = 下層空調機蓋頂
- Top of BW = Top of Bay Window = 下層窗台頂
- U = Up = 上
- Upper Roof = 天台高層
- UP = Utility Platform = 工作平台
- UP Above = Utility Platform Above = 上層工作平台
- Void = 中空
- WMC = Water Meter Cabinet = 水錶箱

1. Floor-to-floor height (refer to the height between the top surface of the structural slab of a floor and the top surface of the structural slab of the structural slab of the immediate upper floor) of each residential property on G/F to 3/F is 3.5m.
地下至三樓的每個住宅物業的層與層之間的高度（指該樓層之石屎地台面與上一層石屎地台面之高度距離）為3.5米。
2. The thickness of the floor slabs (excluding plaster) of Unit A is 130mm, 135mm & 150mm, that of Units B & C is 135mm & 150mm, and that of Units D & E is 135mm, 150mm & 200mm.
A單位之樓板厚度（不包括灰泥）為130毫米，135毫米及150毫米，B及C單位之樓板厚度（不包括灰泥）為135毫米及150毫米，D單位及E位之樓板厚度（不包括灰泥）為135毫米，150毫米及200毫米。
3. The internal areas of the residential properties on the upper floors will generally be slightly larger than those on the lower floors because of the reducing thickness of the structural walls on the upper floors.
因住宅物業的較高樓層的結構牆的厚度遞減，較高樓層的內部面積，一般比較低樓層的內部面積稍大。
4. The dimensions in the floor plans are all structural dimensions in millimetre.
平面圖之尺規所列數字為以毫米標示之建築結構尺寸。

Floor plans of residential properties in the development

發展項目的住宅物業的樓面平面圖

Tower 3 第三座 2nd-3rd Floor Plan 二至三樓平面圖



LEGEND 圖例

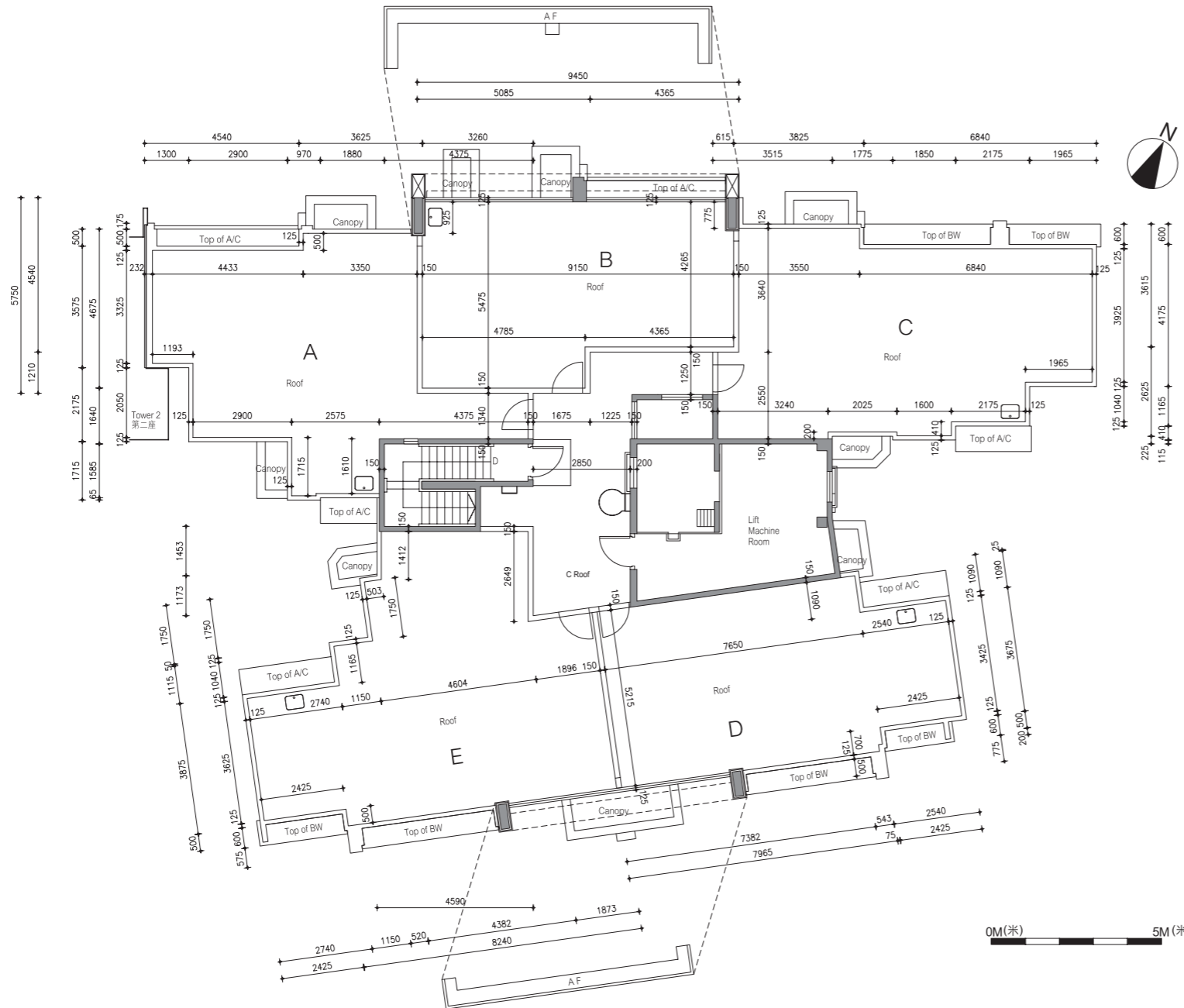
- A/C = Air Conditioner Platform = 空調機平台
- A/C Above = Air Conditioner Platform Above = 上層空調機平台
- A/C Plant Room = Air Conditioning Plant Room = 空調機房
- AD = Air / Ventilation Duct = 空氣管道/通風槽
- AF = Architectural Feature = 建築裝飾
- AF Above = Architectural Feature Above = 上層建築裝飾
- Bal = Balcony = 露台
- Bal Above = Balcony Above = 上層露台
- Bath = Bathroom = 浴室
- BW = Bay Window = 窗台
- BW Above = Bay Window Above = 上層窗台
- Bedroom = 睡房
- Canopy = 簷篷
- Canopy Above = 上層簷篷
- CABD Room = Communal Aerial Broadcast Distribution Room = 公共天線系統房
- C Flat Roof = Common Flat Roof = 公用平台
- C Roof = Common Roof = 公用天台
- D = Down = 下
- Dining = Dining Room / Area = 飯廳
- ELV = Low Voltage Electrical Duct / Cabinet = 低電壓管道/箱
- EMC = Electrical Meter Cabinet = 電錶箱
- EMR = Electrical Meter Room = 電錶房
- Family = Family Room / Area = 起居室
- FH = Fire Hydrant = 消防栓
- Flat Roof = 平台
- Floor Above = 上層樓面
- Garden = 花園
- HR = Hose Reel = 消防喉轆
- Kitchen = 廚房
- Lift = 升降機
- Lift Lobby = 升降機大堂
- Lift Machine Room = 升降機機房
- Living = Living Room / Area = 客廳
- M Bath = Master Bathroom = 主人浴室
- Master Bedroom = 主人睡房
- MV = Mechanical Ventilation = 機械通風
- Pantry = 備餐間
- PD = Pipe Duct = 喉管管道槽
- Planter = 花槽
- Ramp = 斜路
- RS / MRR = Refuse Storage / Material Recovery Room = 垃圾及物料回收房
- Roof = 天台
- Store / Sto = Store = 儲物房
- Study = Study Room = 書房
- TD = Telephone Duct = 電話線槽
- T / Lav = Toilet / Lavatory = 洗手間
- Top of A/C = Top of Cover for Air Conditioner = 下層空調機蓋頂
- Top of BW = Top of Bay Window = 下層窗台頂
- U = Up = 上
- Upper Roof = 天台高層
- UP = Utility Platform = 工作平台
- UP Above = Utility Platform Above = 上層工作平台
- Void = 中空
- WMC = Water Meter Cabinet = 水錶箱

1. Floor-to-floor height (refer to the height between the top surface of the structural slab of a floor and the top surface of the structural slab of its immediate upper floor) of each residential property on G/F to 3/F is 3.5m.
地下至三樓的每個住宅物業的層與層之間的高度（指該樓層之石屎地台與上一層石屎地台之高度距離）為3.5米。
2. The thickness of the floor slabs (excluding plaster) of 2/F Unit A is 130mm, 135mm & 150mm, that of 2/F Units B & C and 3/F Units A, B & C is 135mm & 150mm, and that of 2/F & 3/F Units D & E is 135mm, 150mm & 200mm.
二樓A單位之樓板厚度（不包括灰泥）為130毫米，135毫米及150毫米，二樓B及C單位，三樓A，B及C單位之樓板厚度（不包括灰泥）為135毫米及150毫米，二樓、三樓D及E單位之樓板厚度（不包括灰泥）為135毫米，150毫米及200毫米。
3. The internal areas of the residential properties on the upper floors will generally be slightly larger than those on the lower floors because of the reducing thickness of the structural walls on the upper floors.
因住宅物業的較高樓層的結構牆的厚度遞減，較高樓層的內部面積，一般比較低樓層的內部面積稍大。
4. The dimensions in the floor plans are all structural dimensions in millimetre.
平面圖之尺規所列數字為以毫米標示之建築結構尺寸。

Floor plans of residential properties in the development

發展項目的住宅物業的樓面平面圖

Tower 3 第三座 Roof Floor Plan 天台平面圖



LEGEND 圖例

- A/C = Air Conditioner Platform = 空調機平台
- A/C Above = Air Conditioner Platform Above = 上層空調機平台
- A/C Plant Room = Air Conditioning Plant Room = 空調機房
- AD = Air / Ventilation Duct = 空氣管道/通風槽
- AF = Architectural Feature = 建築裝飾
- AF Above = Architectural Feature Above = 上層建築裝飾
- Bal = Balcony = 露台
- Bal Above = Balcony Above = 上層露台
- Bath = Bathroom = 浴室
- BW = Bay Window = 窗台
- BW Above = Bay Window Above = 上層窗台
- Bedroom = 睡房
- Canopy = 簷篷
- Canopy Above = 上層簷篷
- CABD Room = Communal Aerial Broadcast Distribution Room = 公共天線系統房
- C Flat Roof = Common Flat Roof = 公用平台
- C Roof = Common Roof = 公用天台
- D = Down = 下
- Dining = Dining Room / Area = 飯廳
- ELV = Low Voltage Electrical Duct / Cabinet = 低電壓管道/箱
- EMC = Electrical Meter Cabinet = 電錶箱
- EMR = Electrical Meter Room = 電錶房
- Family = Family Room / Area = 起居室
- FH = Fire Hydrant = 消防栓
- Flat Roof = 平台
- Floor Above = 上層樓面
- Garden = 花園
- HR = Hose Reel = 消防喉轆
- Kitchen = 廚房
- Lift = 升降機
- Lift Lobby = 升降機大堂
- Lift Machine Room = 升降機機房
- Living = Living Room / Area = 客廳
- Master Bath = Master Bathroom = 主人浴室
- Master Bedroom = 主人睡房
- MV = Mechanical Ventilation = 機械通風
- Pantry = 備餐間
- PD = Pipe Duct = 喉管管道槽
- Planter = 花槽
- Ramp = 斜路
- RS / MRR = Refuse Storage / Material Recovery Room = 垃圾及物料回收房
- Roof = 天台
- Store / Sto = Store = 儲物房
- Study = Study Room = 書房
- TD = Telephone Duct = 電話線槽
- T / Lav = Toilet / Lavatory = 洗手間
- Top of A/C = Top of Cover for Air Conditioner = 下層空調機蓋頂
- Top of BW = Top of Bay Window = 下層窗台頂
- U = Up = 上
- Upper Roof = 天台高層
- UP = Utility Platform = 工作平台
- UP Above = Utility Platform Above = 上層工作平台
- Void = 中空
- WMC = Water Meter Cabinet = 水錶箱

1. Floor-to-floor height : Not applicable.
層與層之間的高度：不適用。
2. The thickness of the floor slabs (excluding plaster) : Not applicable.
樓板（不包括灰泥）的厚度：不適用。
3. The internal areas of the residential properties on the upper floors will generally be slightly larger than those on the lower floors because of the reducing thickness of the structural walls on the upper floors.
因住宅物業的較高樓層的結構牆的厚度遞減，較高樓層的內部面積，一般比較低樓層的內部面積稍大。
4. The dimensions in the floor plans are all structural dimensions in millimetre.
平面圖之尺規所列數字為以毫米標示之建築結構尺寸。

Floor plans of residential properties in the development 發展項目的住宅物業的樓面平面圖

Tower 5 第五座 Ground Floor Plan 地下平面圖



Note: The air-conditioning outdoor unit(s) for Unit B is located at the garden of the unit.
備註：地下 B 單位的分體式空調機的室外散熱機安裝於該單位的花園內。

LEGEND 圖例

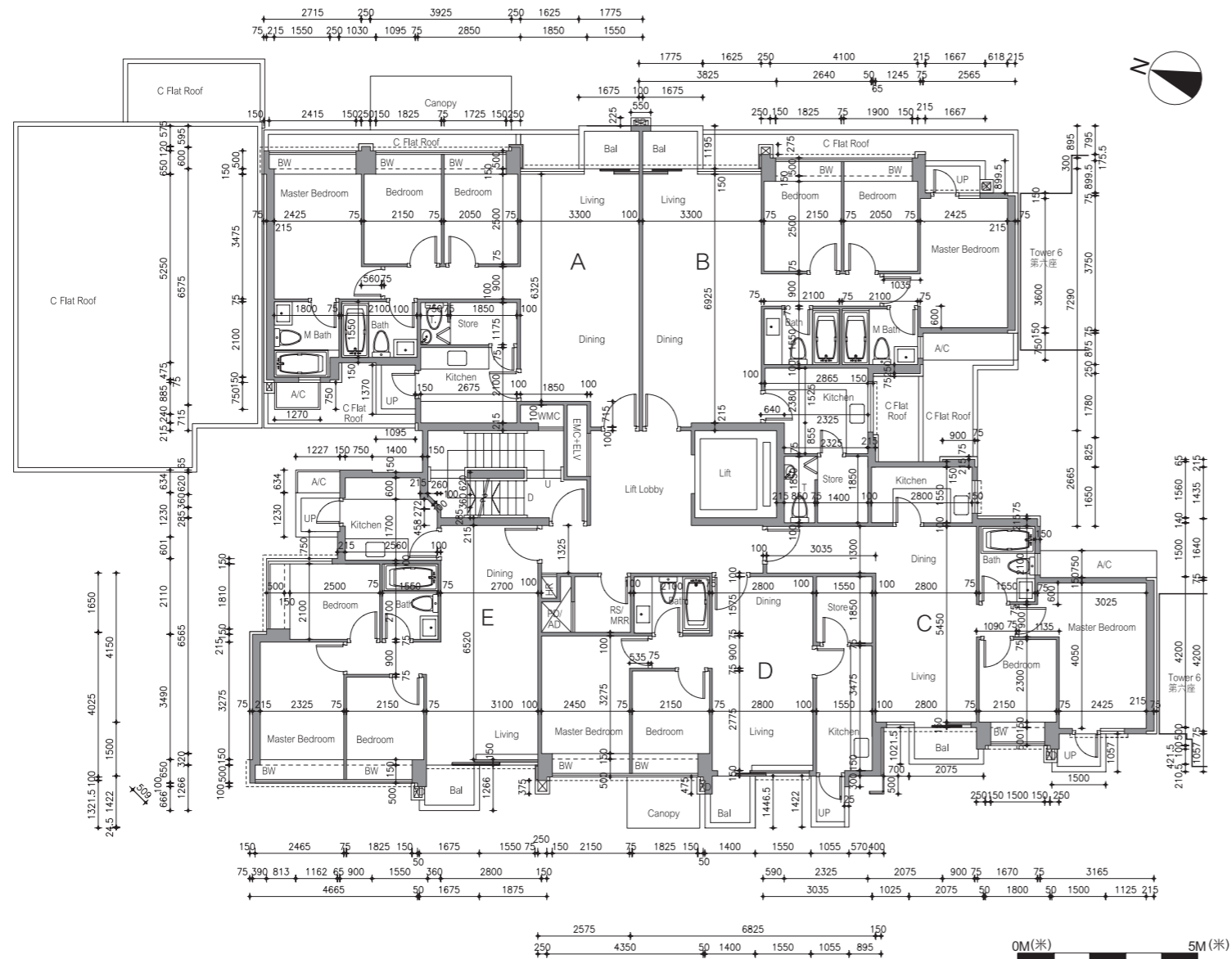
- A/C = Air Conditioner Platform = 空調機平台
- A/C Above = Air Conditioner Platform Above = 上層空調機平台
- A/C Plant Room = Air Conditioning Plant Room = 空調機房
- AD = Air / Ventilation Duct = 空氣管道/通風槽
- AF = Architectural Feature = 建築裝飾
- AF Above = Architectural Feature Above = 上層建築裝飾
- Bal = Balcony = 露台
- Bal Above = Balcony Above = 上層露台
- Bath = Bathroom = 浴室
- BW = Bay Window = 窗台
- BW Above = Bay Window Above = 上層窗台
- Bedroom = 睡房
- Canopy = 簷篷
- Canopy Above = 上層簷篷
- CABD Room = Communal Aerial Broadcast Distribution Room = 公共天線系統房
- C Flat Roof = Common Flat Roof = 公用平台
- C Roof = Common Roof = 公用天台
- D = Down = 下
- Dining = Dining Room / Area = 飯廳
- ELV = Low Voltage Electrical Duct / Cabinet = 低電壓管道/箱
- EMC = Electrical Meter Cabinet = 電錶箱
- EMR = Electrical Meter Room = 電錶房
- Family = Family Room / Area = 起居室
- FH = Fire Hydrant = 消防栓
- Flat Roof = 平台
- Floor Above = 上層樓面
- Garden = 花園
- HR = Hose Reel = 消防喉轆
- Kitchen = 廚房
- Lift = 升降機
- Lift Lobby = 升降機大堂
- Lift Machine Room = 升降機機房
- Living = Living Room / Area = 客廳
- M Bath = Master Bathroom = 主人浴室
- Master Bedroom = 主人睡房
- MV = Mechanical Ventilation = 機械通風
- Pantry = 備餐間
- PD = Pipe Duct = 喉管管道槽
- Planter = 花槽
- Ramp = 斜路
- RS / MRR = Refuse Storage / Material Recovery Room = 垃圾及物料回收房
- Roof = 天台
- Store / Sto = Store = 儲物房
- Study = Study Room = 書房
- TD = Telephone Duct = 電話線槽
- T / Lav = Toilet / Lavatory = 洗手間
- Top of A/C = Top of Cover for Air Conditioner = 下層空調機蓋頂
- Top of BW = Top of Bay Window = 下層窗台頂
- U = Up = 上
- Upper Roof = 天台高層
- UP = Utility Platform = 工作平台
- UP Above = Utility Platform Above = 上層工作平台
- Void = 中空
- WMC = Water Meter Cabinet = 水錶箱

1. Floor-to-floor height (refer to the height between the top surface of the structural slab of a floor and the top surface of the structural slab of its immediate upper floor) of each residential property on G/F to 3/F is 3.5m.
地下至三樓的每個住宅物業的層與層之間的高度（指該樓層之石屎地台面與上一層石屎地台面之高度距離）為3.5米。
2. The thickness of the floor slabs (excluding plaster) of Units A & B is 135mm & 150mm.
A及B單位之樓板厚度（不包括灰泥）為135毫米及150毫米。
3. The internal areas of the residential properties on the upper floors will generally be slightly larger than those on the lower floors because of the reducing thickness of the structural walls on the upper floors.
因住宅物業的較高樓層的結構牆的厚度遞減，較高樓層的內部面積，一般比較低樓層的內部面積稍大。
4. The dimensions in the floor plans are all structural dimensions in millimetre.
平面圖之尺規所列數字為以毫米標示之建築結構尺寸。

Floor plans of residential properties in the development

發展項目的住宅物業的樓面平面圖

Tower 5 第五座 1st Floor Plan 一樓平面圖



LEGEND 圖例

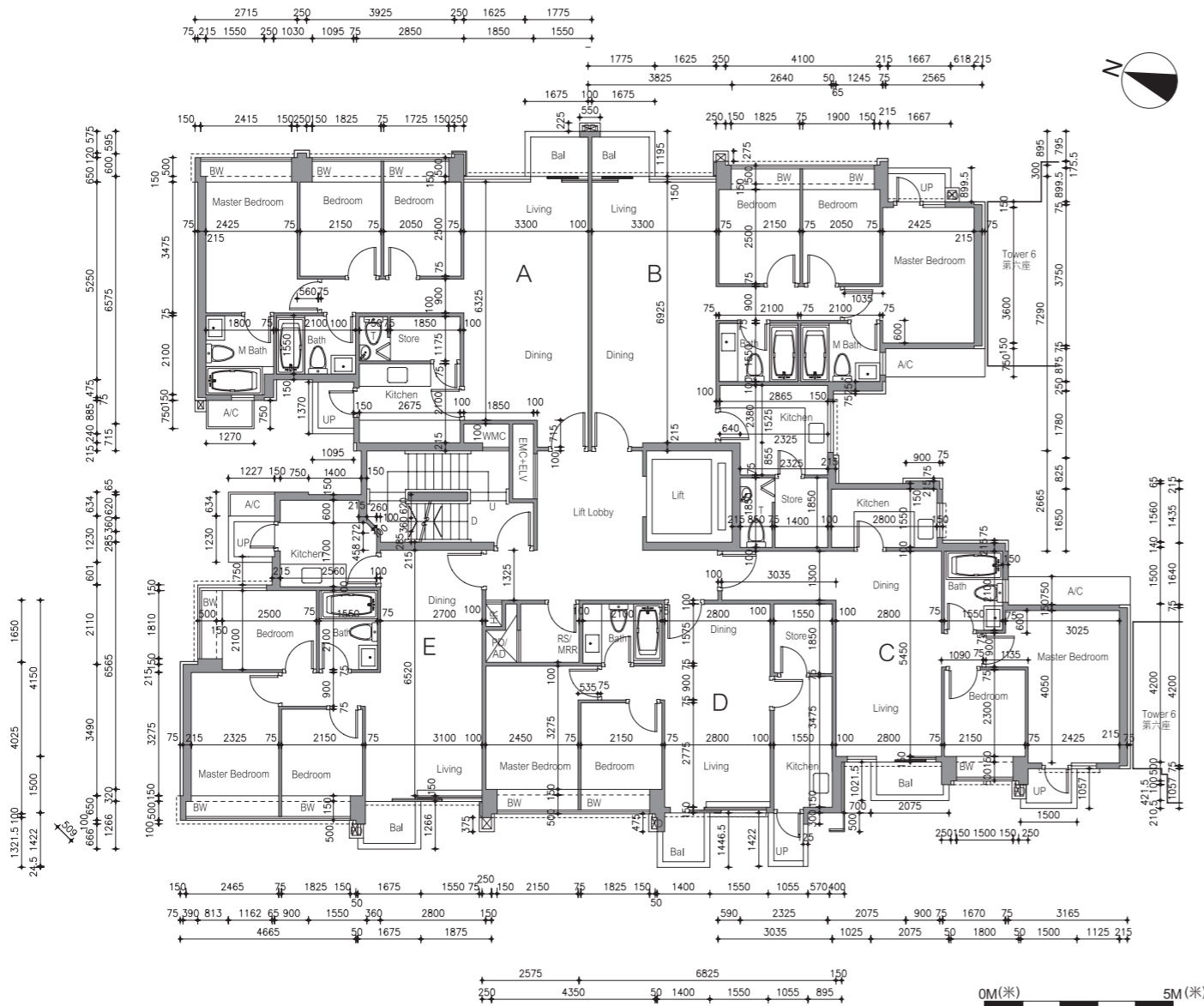
- A/C = Air Conditioner Platform = 空調機平台
- A/C Above = Air Conditioner Platform Above = 上層空調機平台
- A/C Plant Room = Air Conditioning Plant Room = 空調機房
- AD = Air / Ventilation Duct = 空氣管道/通風槽
- AF = Architectural Feature = 建築裝飾
- AF Above = Architectural Feature Above = 上層建築裝飾
- Bal = Balcony = 露台
- Bal Above = Balcony Above = 上層露台
- Bath = Bathroom = 浴室
- BW = Bay Window = 窗台
- BW Above = Bay Window Above = 上層窗台
- Bedroom = 睡房
- Canopy = 簷篷
- Canopy Above = 上層簷篷
- CABD Room = Communal Aerial Broadcast Distribution Room = 公共天線系統房
- C Flat Roof = Common Flat Roof = 公用平台
- C Roof = Common Roof = 公用天台
- D = Down = 下
- Dining = Dining Room / Area = 飯廳
- ELV = Low Voltage Electrical Duct / Cabinet = 低電壓管道/箱
- EMC = Electrical Meter Cabinet = 電錶箱
- EMR = Electrical Meter Room = 電錶房
- Family = Family Room / Area = 起居室
- FH = Fire Hydrant = 消防栓
- Flat Roof = 平台
- Floor Above = 上層樓面
- Garden = 花園
- HR = Hose Reel = 消防喉轆
- Kitchen = 廚房
- Lift = 升降機
- Lift Lobby = 升降機大堂
- Lift Machine Room = 升降機機房
- Living = Living Room / Area = 客廳
- M Bath = Master Bathroom = 主人浴室
- Master Bedroom = 主人睡房
- MV = Mechanical Ventilation = 機械通風
- Pantry = 備餐間
- PD = Pipe Duct = 喉管管道槽
- Planter = 花槽
- Ramp = 斜路
- RS / MRR = Refuse Storage / Material Recovery Room = 垃圾及物料回收房
- Roof = 天台
- Store / Sto = Store = 儲物房
- Study = Study Room = 書房
- TD = Telephone Duct = 電話線槽
- T / Lav = Toilet / Lavatory = 洗手間
- Top of A/C = Top of Cover for Air Conditioner = 下層空調機蓋頂
- Top of BW = Top of Bay Window = 下層窗台頂
- U = Up = 上
- Upper Roof = 天台高層
- UP = Utility Platform = 工作平台
- UP Above = Utility Platform Above = 上層工作平台
- Void = 中空
- WMC = Water Meter Cabinet = 水錶箱

1. Floor-to-floor height (refer to the height between the top surface of the structural slab of a floor and the top surface of the structural slab of its immediate upper floor) of each residential property on G/F to 3/F is 3.5m.
地下至三樓的每個住宅物業的層與層之間的高度（指該樓層之石屎地台面與上一層石屎地台面之高度距離）為3.5米。
2. The thickness of the floor slabs (excluding plaster) of Units A & B is 135mm, 150mm & 200mm, and that of Units C, D & E is 135mm & 150mm.
A及B單位之樓板厚度（不包括灰泥）為135毫米，150毫米及200毫米，C，D及E單位之樓板厚度（不包括灰泥）為135毫米及150毫米。
3. The internal areas of the residential properties on the upper floors will generally be slightly larger than those on the lower floors because of the reducing thickness of the structural walls on the upper floors.
因住宅物業的較高樓層的結構牆的厚度遞減，較高樓層的內部面積，一般比較低樓層的內部面積稍大。
4. The dimensions in the floor plans are all structural dimensions in millimetre.
平面圖之尺規所列數字為以毫米標示之建築結構尺寸。

Floor plans of residential properties in the development

發展項目的住宅物業的樓面平面圖

Tower 5 第五座 2nd-3rd Floor Plan 二至三樓平面圖



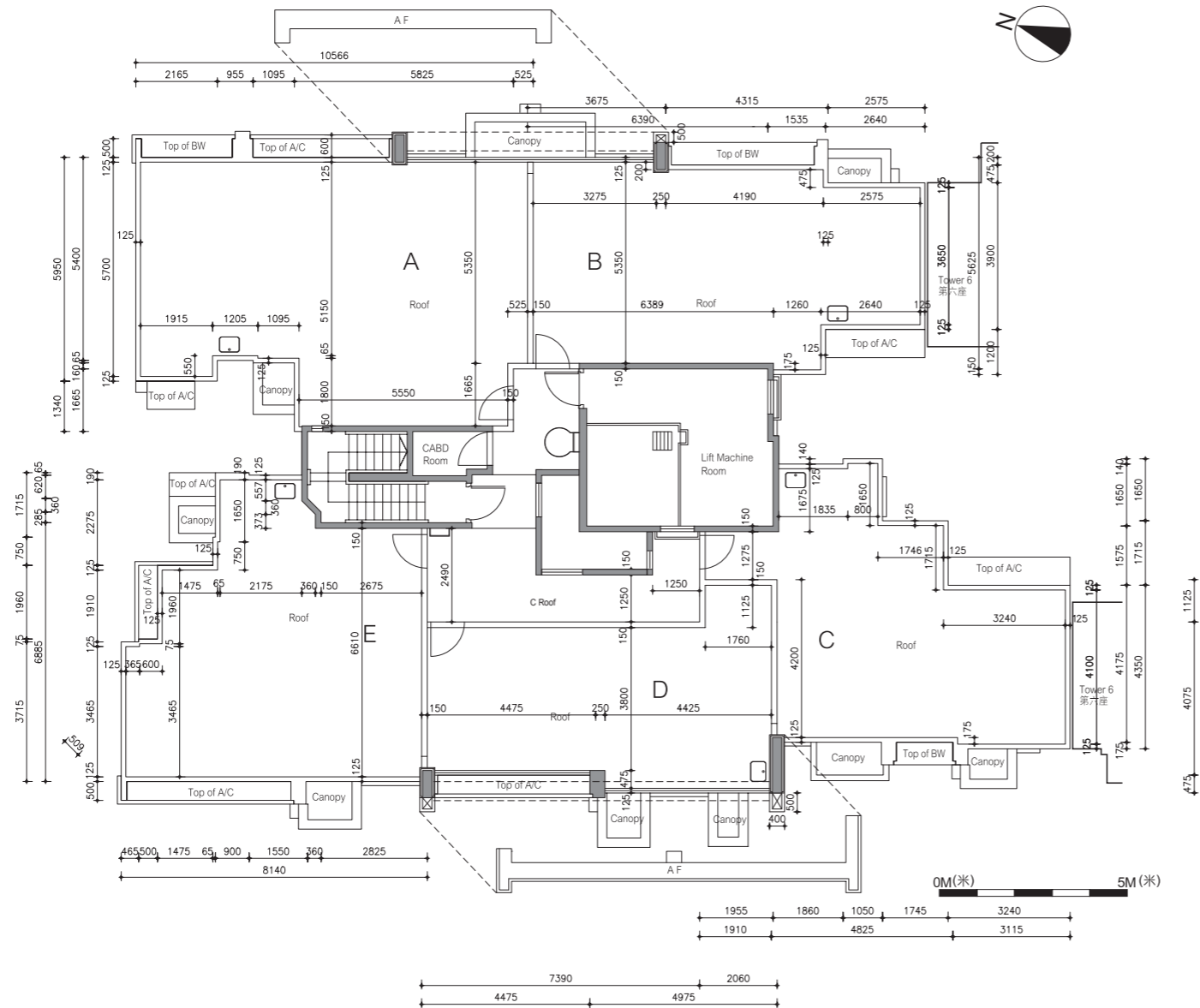
LEGEND 圖例

- A/C = Air Conditioner Platform = 空調機平台
- A/C Above = Air Conditioner Platform Above = 上層空調機平台
- A/C Plant Room = Air Conditioning Plant Room = 空調機房
- AD = Air / Ventilation Duct = 空氣管道/通風槽
- AF = Architectural Feature = 建築裝飾
- AF Above = Architectural Feature Above = 上層建築裝飾
- Bal = Balcony = 露台
- Bal Above = Balcony Above = 上層露台
- Bath = Bathroom = 浴室
- BW = Bay Window = 窗台
- BW Above = Bay Window Above = 上層窗台
- Bedroom = 睡房
- Canopy = 簷篷
- Canopy Above = 上層簷篷
- CABD Room = Communal Aerial Broadcast Distribution Room = 公共天線系統房
- C Flat Roof = Common Flat Roof = 公用平台
- C Roof = Common Roof = 公用天台
- D = Down = 下
- Dining = Dining Room / Area = 飯廳
- ELV = Low Voltage Electrical Duct / Cabinet = 低電壓管道/箱
- EMC = Electrical Meter Cabinet = 電錶箱
- EMR = Electrical Meter Room = 電錶房
- Family = Family Room / Area = 起居室
- FH = Fire Hydrant = 消防栓
- Flat Roof = 平台
- Floor Above = 上層樓面
- Garden = 花園
- HR = Hose Reel = 消防喉轆
- Kitchen = 廚房
- Lift = 升降機
- Lift Lobby = 升降機大堂
- Lift Machine Room = 升降機機房
- Living = Living Room / Area = 客廳
- M Bath = Master Bathroom = 主人浴室
- Master Bedroom = 主人睡房
- MV = Mechanical Ventilation = 機械通風
- Pantry = 備餐間
- PD = Pipe Duct = 喉管管道槽
- Planter = 花槽
- Ramp = 斜路
- RS / MRR = Refuse Storage / Material Recovery Room = 垃圾及物料回收房
- Roof = 天台
- Store / Sto = Store = 儲物房
- Study = Study Room = 書房
- TD = Telephone Duct = 電話線槽
- T / Lav = Toilet / Lavatory = 洗手間
- Top of A/C = Top of Cover for Air Conditioner = 下層空調機蓋頂
- Top of BW = Top of Bay Window = 下層窗台頂
- U = Up = 上
- Upper Roof = 天台高層
- UP = Utility Platform = 工作平台
- UP Above = Utility Platform Above = 上層工作平台
- Void = 中空
- WMC = Water Meter Cabinet = 水錶箱

1. Floor-to-floor height (refer to the height between the top surface of the structural slab of a floor and the top surface of the structural slab of its immediate upper floor) of each residential property on G/F to 3/F is 3.5m.
地下至三樓的每個住宅物業的層與層之間的高度（指該樓層之石屎地台面與上一層石屎地台面之高度距離）為3.5米。
2. The thickness of the floor slabs (excluding plaster) of 2/F Units C, D & E and 3/F Unit E is 135mm & 150mm, and that of 2/F Units A & B and 3/F Units A, B, C & D is 135mm, 150mm & 200mm.
二樓C, D及E單位, 三樓E單位之樓板厚度(不包括灰泥)為135毫米及150毫米, 二樓A及B單位, 三樓A, B, C及D單位之樓板厚度(不包括灰泥)為135毫米, 150毫米及200毫米。
3. The internal areas of the residential properties on the upper floors will generally be slightly larger than those on the lower floors because of the reducing thickness of the structural walls on the upper floors.
因住宅物業的較高樓層的結構牆的厚度遞減, 較高樓層的內部面積, 一般比較低樓層的內部面積稍大。
4. The dimensions in the floor plans are all structural dimensions in millimetre.
平面圖之尺規所列數字為以毫米標示之建築結構尺寸。

Floor plans of residential properties in the development 發展項目的住宅物業的樓面平面圖

Tower 5 第五座 Roof Floor Plan 天台平面圖



LEGEND 圖例

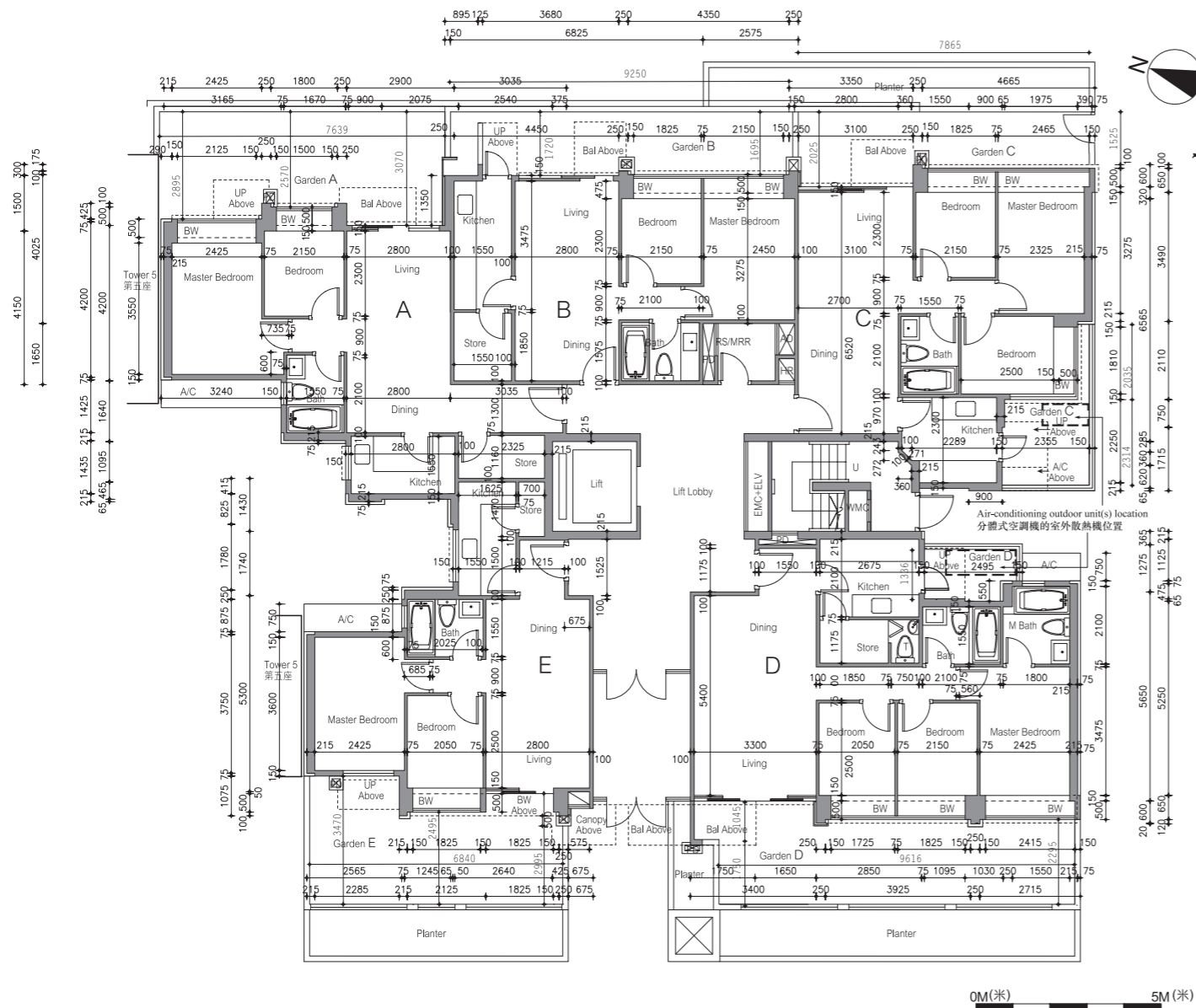
- A/C = Air Conditioner Platform = 空調機平台
- A/C Above = Air Conditioner Platform Above = 上層空調機平台
- A/C Plant Room = Air Conditioning Plant Room = 空調機房
- AD = Air / Ventilation Duct = 空氣管道/通風槽
- AF = Architectural Feature = 建築裝飾
- AF Above = Architectural Feature Above = 上層建築裝飾
- Bal = Balcony = 露台
- Bal Above = Balcony Above = 上層露台
- Bath = Bathroom = 浴室
- BW = Bay Window = 窗台
- BW Above = Bay Window Above = 上層窗台
- Bedroom = 睡房
- Canopy = 簷篷
- Canopy Above = 上層簷篷
- CABD Room = Communal Aerial Broadcast Distribution Room = 公共天線系統房
- C Flat Roof = Common Flat Roof = 公用平台
- C Roof = Common Roof = 公用天台
- D = Down = 下
- Dining = Dining Room / Area = 飯廳
- ELV = Low Voltage Electrical Duct / Cabinet = 低電壓管道/箱
- EMC = Electrical Meter Cabinet = 電錶箱
- EMR = Electrical Meter Room = 電錶房
- Family = Family Room / Area = 起居室
- FH = Fire Hydrant = 消防栓
- Flat Roof = 平台
- Floor Above = 上層樓面
- Garden = 花園
- HR = Hose Reel = 消防喉轆
- Kitchen = 廚房
- Lift = 升降機
- Lift Lobby = 升降機大堂
- Lift Machine Room = 升降機機房
- Living = Living Room / Area = 客廳
- M Bath = Master Bathroom = 主人浴室
- Master Bedroom = 主人睡房
- MV = Mechanical Ventilation = 機械通風
- Pantry = 備餐間
- PD = Pipe Duct = 喉管管道槽
- Planter = 花槽
- Ramp = 斜路
- RS / MRR = Refuse Storage / Material Recovery Room = 垃圾及物料回收房
- Roof = 天台
- Store / Sto = Store = 儲物房
- Study = Study Room = 書房
- TD = Telephone Duct = 電話線槽
- T / Lav = Toilet / Lavatory = 洗手間
- Top of A/C = Top of Cover for Air Conditioner = 下層空調機蓋頂
- Top of BW = Top of Bay Window = 下層窗台頂
- U = Up = 上
- Upper Roof = 天台高層
- UP = Utility Platform = 工作平台
- UP Above = Utility Platform Above = 上層工作平台
- Void = 中空
- WMC = Water Meter Cabinet = 水錶箱

1. Floor-to-floor height : Not applicable.
層與層之間的高度：不適用。
2. The thickness of the floor slabs (excluding plaster) : Not applicable.
樓板（不包括灰泥）的厚度：不適用。
3. The internal areas of the residential properties on the upper floors will generally be slightly larger than those on the lower floors because of the reducing thickness of the structural walls on the upper floors.
因住宅物業的較高樓層的結構牆的厚度遞減，較高樓層的內部面積，一般比較低樓層的內部面積稍大。
4. The dimensions in the floor plans are all structural dimensions in millimetre.
平面圖之尺規所列數字為以毫米標示之建築結構尺寸。

Floor plans of residential properties in the development

發展項目的住宅物業的樓面平面圖

Tower 6 第六座 Ground Floor Plan 地下平面圖



Note: The air-conditioning outdoor unit(s) for Unit C & D are respectively located at the garden of the units.
備註：地下C及D單位的分體式空調機的室外散熱機分別安裝於該單位的花園內。

LEGEND 圖例

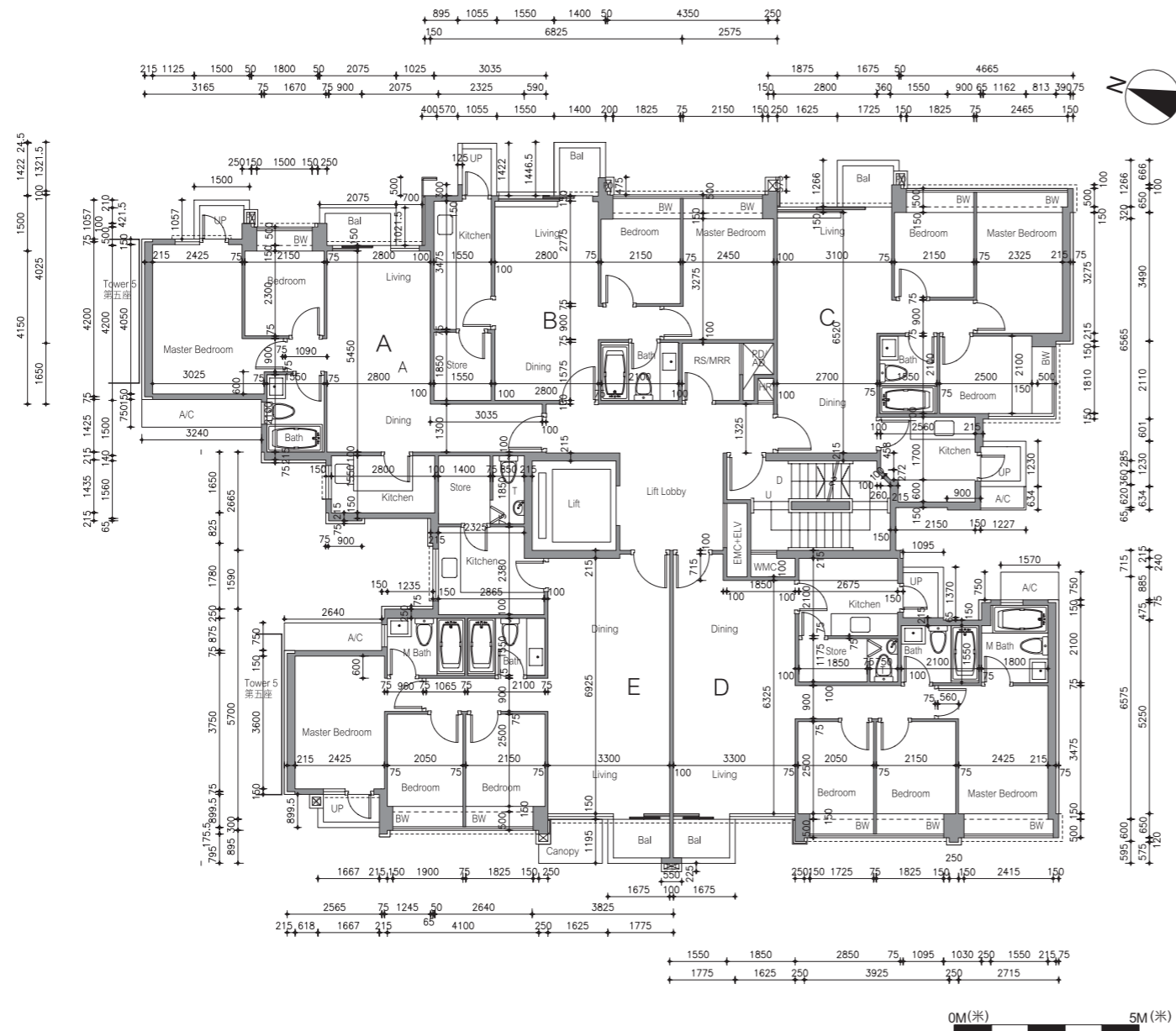
- A/C = Air Conditioner Platform = 空調機平台
- A/C Above = Air Conditioner Platform Above = 上層空調機平台
- A/C Plant Room = Air Conditioning Plant Room = 空調機房
- AD = Air / Ventilation Duct = 空氣管道/通風槽
- AF = Architectural Feature = 建築裝飾
- AF Above = Architectural Feature Above = 上層建築裝飾
- Bal = Balcony = 露台
- Bal Above = Balcony Above = 上層露台
- Bath = Bathroom = 浴室
- BW = Bay Window = 窗台
- BW Above = Bay Window Above = 上層窗台
- Bedroom = 睡房
- Canopy = 簷篷
- Canopy Above = 上層簷篷
- CABD Room = Communal Aerial Broadcast Distribution Room = 公共天線系統房
- C Flat Roof = Common Flat Roof = 公用平台
- C Roof = Common Roof = 公用天台
- D = Down = 下
- Dining = Dining Room / Area = 飯廳
- ELV = Low Voltage Electrical Duct / Cabinet = 低電壓管道/箱
- EMC = Electrical Meter Cabinet = 電錶箱
- EMR = Electrical Meter Room = 電錶房
- Family = Family Room / Area = 起居室
- FH = Fire Hydrant = 消防栓
- Flat Roof = 平台
- Floor Above = 上層樓面
- Garden = 花園
- HR = Hose Reel = 消防喉轆
- Kitchen = 廚房
- Lift = 升降機
- Lift Lobby = 升降機大堂
- Lift Machine Room = 升降機機房
- Living = Living Room / Area = 客廳
- M Bath = Master Bathroom = 主人浴室
- Master Bedroom = 主人睡房
- MV = Mechanical Ventilation = 機械通風
- Pantry = 備餐間
- PD = Pipe Duct = 喉管管道槽
- Planter = 花槽
- Ramp = 斜路
- RS / MRR = Refuse Storage / Material Recovery Room = 垃圾及物料回收房
- Roof = 天台
- Store / Sto = Store = 儲物房
- Study = Study Room = 書房
- TD = Telephone Duct = 電話線槽
- T / Lav = Toilet / Lavatory = 洗手間
- Top of A/C = Top of Cover for Air Conditioner = 下層空調機蓋頂
- Top of BW = Top of Bay Window = 下層窗台頂
- U = Up = 上
- Upper Roof = 天台高層
- UP = Utility Platform = 工作平台
- UP Above = Utility Platform Above = 上層工作平台
- Void = 中空
- WMC = Water Meter Cabinet = 水錶箱

1. Floor-to-floor height (refer to the height between the top surface of the structural slab of a floor and the top surface of the structural slab of its immediate upper floor) of each residential property on G/F to 3/F is 3.5m.
地下至三樓的每個住宅物業的層與層之間的高度（指該樓層之石屎地台面與上一層石屎地台面之高度距離）為3.5米。
2. The thickness of the floor slabs (excluding plaster) of Units A, B, C & E is 135mm & 150mm, and that of Units D is 135mm, 150mm & 200mm.
A, B, C及E單位之樓板厚度（不包括灰泥）為135毫米及150毫米，D單位之樓板厚度（不包括灰泥）為135毫米，150毫米及200毫米。
3. The internal areas of the residential properties on the upper floors will generally be slightly larger than those on the lower floors because of the reducing thickness of the structural walls on the upper floors.
因住宅物業的較高樓層的結構牆的厚度遞減，較高樓層的內部面積，一般比較低樓層的內部面積稍大。
4. The dimensions in the floor plans are all structural dimensions in millimetre.
平面圖之尺規所列數字為以毫米標示之建築結構尺寸。

Floor plans of residential properties in the development

發展項目的住宅物業的樓面平面圖

Tower 6 第六座 1st Floor Plan 一樓平面圖



LEGEND 圖例

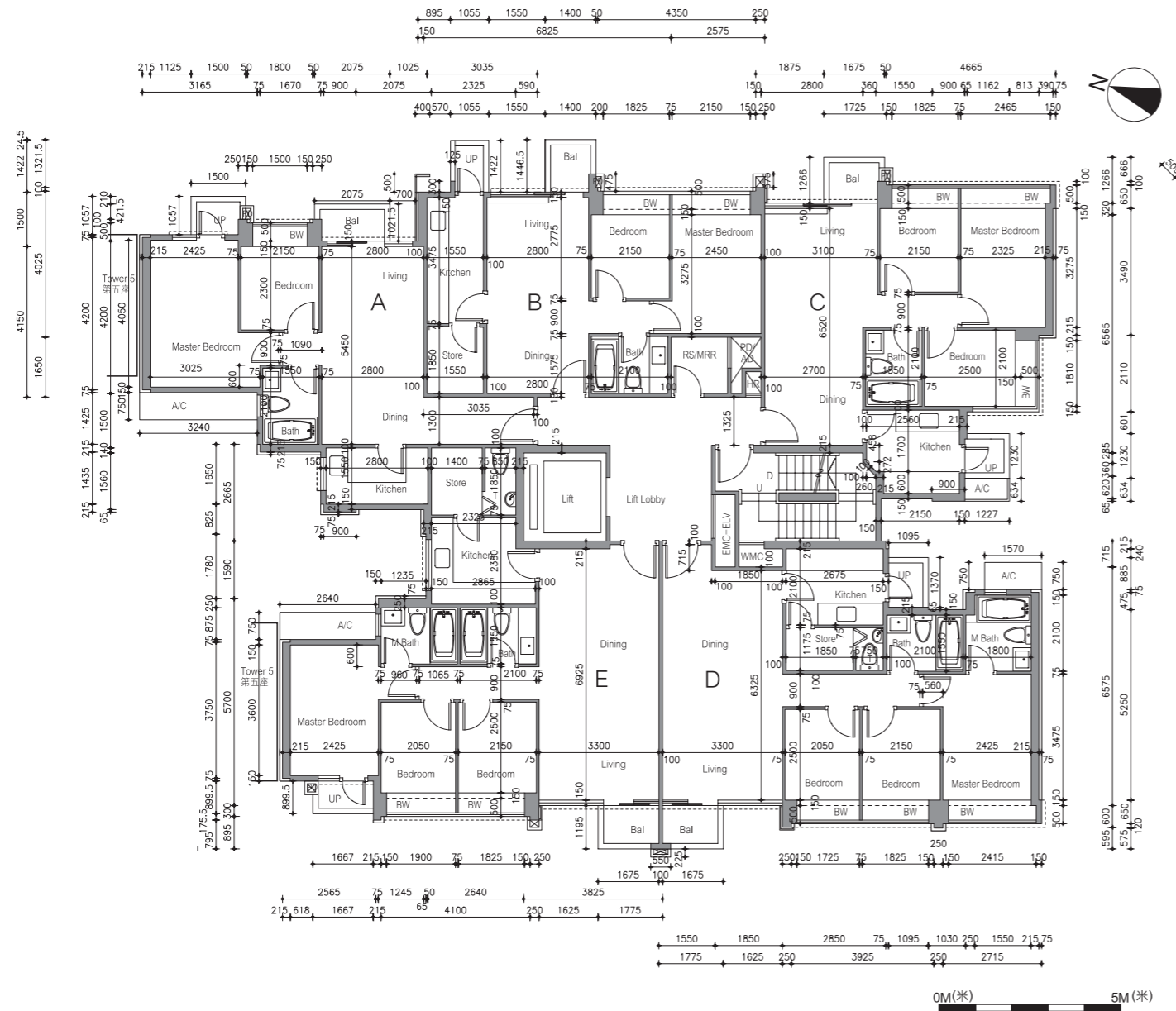
- A/C = Air Conditioner Platform = 空調機平台
- A/C Above = Air Conditioner Platform Above = 上層空調機平台
- A/C Plant Room = Air Conditioning Plant Room = 空調機房
- AD = Air / Ventilation Duct = 空氣管道/通風槽
- AF = Architectural Feature = 建築裝飾
- AF Above = Architectural Feature Above = 上層建築裝飾
- Bal = Balcony = 露台
- Bal Above = Balcony Above = 上層露台
- Bath = Bathroom = 浴室
- BW = Bay Window = 窗台
- BW Above = Bay Window Above = 上層窗台
- Bedroom = 睡房
- Canopy = 簷篷
- Canopy Above = 上層簷篷
- CABD Room = Communal Aerial Broadcast Distribution Room = 公共天線系統房
- C Flat Roof = Common Flat Roof = 公用平台
- C Roof = Common Roof = 公用天台
- D = Down = 下
- Dining = Dining Room / Area = 飯廳
- ELV = Low Voltage Electrical Duct / Cabinet = 低電壓管道/箱
- EMC = Electrical Meter Cabinet = 電錶箱
- EMR = Electrical Meter Room = 電錶房
- Family = Family Room / Area = 起居室
- FH = Fire Hydrant = 消防栓
- Flat Roof = 平台
- Floor Above = 上層樓面
- Garden = 花園
- HR = Hose Reel = 消防喉轆
- Kitchen = 廚房
- Lift = 升降機
- Lift Lobby = 升降機大堂
- Lift Machine Room = 升降機機房
- Living = Living Room / Area = 客廳
- M Bath = Master Bathroom = 主人浴室
- Master Bedroom = 主人睡房
- MV = Mechanical Ventilation = 機械通風
- Pantry = 備餐間
- PD = Pipe Duct = 喉管管道槽
- Planter = 花槽
- Ramp = 斜路
- RS / MRR = Refuse Storage / Material Recovery Room = 垃圾及物料回收房
- Roof = 天台
- Store / Sto = Store = 儲物房
- Study = Study Room = 書房
- TD = Telephone Duct = 電話線槽
- T / Lav = Toilet / Lavatory = 洗手間
- Top of A/C = Top of Cover for Air Conditioner = 下層空調機蓋頂
- Top of BW = Top of Bay Window = 下層窗台頂
- U = Up = 上
- Upper Roof = 天台高層
- UP = Utility Platform = 工作平台
- UP Above = Utility Platform Above = 上層工作平台
- Void = 中空
- WMC = Water Meter Cabinet = 水錶箱

1. Floor-to-floor height (refer to the height between the top surface of the structural slab of a floor and the top surface of the structural slab of its immediate upper floor) of each residential property on G/F to 3/F is 3.5m.
地下至三樓的每個住宅物業的層與層之間的高度（指該樓層之石屎地台面與上一層石屎地台面之高度距離）為3.5米。
2. The thickness of the floor slabs (excluding plaster) of Units A, B & C is 135mm & 150mm, and that of Units D & E is 135mm, 150mm & 200mm.
A, B及C單位之樓板厚度（不包括灰泥）為135毫米及150毫米，D及E單位之樓板厚度（不包括灰泥）為135毫米，150毫米及200毫米。
3. The internal areas of the residential properties on the upper floors will generally be slightly larger than those on the lower floors because of the reducing thickness of the structural walls on the upper floors.
因住宅物業的較高樓層的結構牆的厚度遞減，較高樓層的內部面積，一般比較低樓層的內部面積稍大。
4. The dimensions in the floor plans are all structural dimensions in millimetre.
平面圖之尺規所列數字為以毫米標示之建築結構尺寸。

Floor plans of residential properties in the development

發展項目的住宅物業的樓面平面圖

Tower 6 第六座 2nd-3rd Floor Plan 二至三樓平面圖



LEGEND 圖例

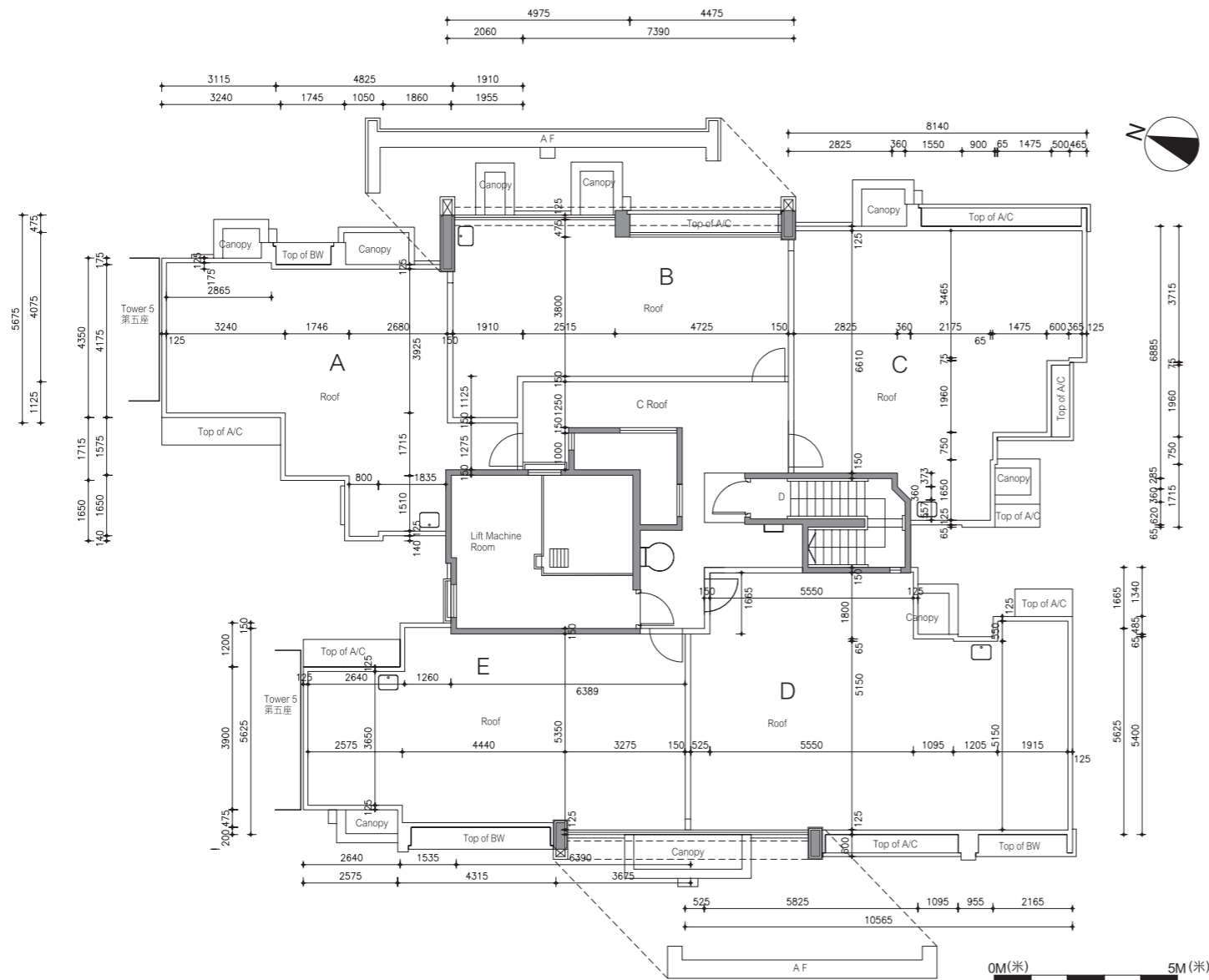
- A/C = Air Conditioner Platform = 空調機平台
- A/C Above = Air Conditioner Platform Above = 上層空調機平台
- A/C Plant Room = Air Conditioning Plant Room = 空調機房
- AD = Air / Ventilation Duct = 空氣管道/通風槽
- AF = Architectural Feature = 建築裝飾
- AF Above = Architectural Feature Above = 上層建築裝飾
- Bal = Balcony = 露台
- Bal Above = Balcony Above = 上層露台
- Bath = Bathroom = 浴室
- BW = Bay Window = 窗台
- BW Above = Bay Window Above = 上層窗台
- Bedroom = 睡房
- Canopy = 簷篷
- Canopy Above = 上層簷篷
- CABD Room = Communal Aerial Broadcast Distribution Room = 公共天線系統房
- C Flat Roof = Common Flat Roof = 公用平台
- C Roof = Common Roof = 公用天台
- D = Down = 下
- Dining = Dining Room / Area = 飯廳
- ELV = Low Voltage Electrical Duct / Cabinet = 低電壓管道/箱
- EMC = Electrical Meter Cabinet = 電錶箱
- EMR = Electrical Meter Room = 電錶房
- Family = Family Room / Area = 起居室
- FH = Fire Hydrant = 消防栓
- Flat Roof = 平台
- Floor Above = 上層樓面
- Garden = 花園
- HR = Hose Reel = 消防喉轆
- Kitchen = 廚房
- Lift = 升降機
- Lift Lobby = 升降機大堂
- Lift Machine Room = 升降機機房
- Living = Living Room / Area = 客廳
- M Bath = Master Bathroom = 主人浴室
- Master Bedroom = 主人睡房
- MV = Mechanical Ventilation = 機械通風
- Pantry = 備餐間
- PD = Pipe Duct = 喉管管道槽
- Planter = 花槽
- Ramp = 斜路
- RS / MRR = Refuse Storage / Material Recovery Room = 垃圾及物料回收房
- Roof = 天台
- Store / Sto = Store = 儲物房
- Study = Study Room = 書房
- TD = Telephone Duct = 電話線槽
- T / Lav = Toilet / Lavatory = 洗手間
- Top of A/C = Top of Cover for Air Conditioner = 下層空調機蓋頂
- Top of BW = Top of Bay Window = 下層窗台頂
- U = Up = 上
- Upper Roof = 天台高層
- UP = Utility Platform = 工作平台
- UP Above = Utility Platform Above = 上層工作平台
- Void = 中空
- WMC = Water Meter Cabinet = 水錶箱

1. Floor-to-floor height (refer to the height between the top surface of the structural slab of a floor and the top surface of the structural slab of its immediate upper floor) of each residential property on G/F to 3/F is 3.5m.
地下至三樓的每個住宅物業的層與層之間的高度（指該樓層之石屎地台面與上一層石屎地台面之高度距離）為3.5米。
2. The thickness of the floor slabs (excluding plaster) of 2/F Units A, B, C, 3/F Unit C is 135mm & 150mm, and that of 2/F Units D & E, 3/F Units A, B, D & E is 135mm, 150mm & 200mm.
二樓A, B及C單位, 三樓C單位之樓板厚度(不包括灰泥)為135毫米及150毫米, 二樓D及E單位, 三樓A, B, D及E單位之樓板厚度(不包括灰泥)為135毫米, 150毫米及200毫米。
3. The internal areas of the residential properties on the upper floors will generally be slightly larger than those on the lower floors because of the reducing thickness of the structural walls on the upper floors.
因住宅物業的較高樓層的結構牆的厚度遞減, 較高樓層的內部面積, 一般比較低樓層的內部面積稍大。
4. The dimensions in the floor plans are all structural dimensions in millimetre.
平面圖之尺規所列數字為以毫米標示之建築結構尺寸。

Floor plans of residential properties in the development

發展項目的住宅物業的樓面平面圖

Tower 6 第六座 Roof Floor Plan 天台平面圖



LEGEND 圖例

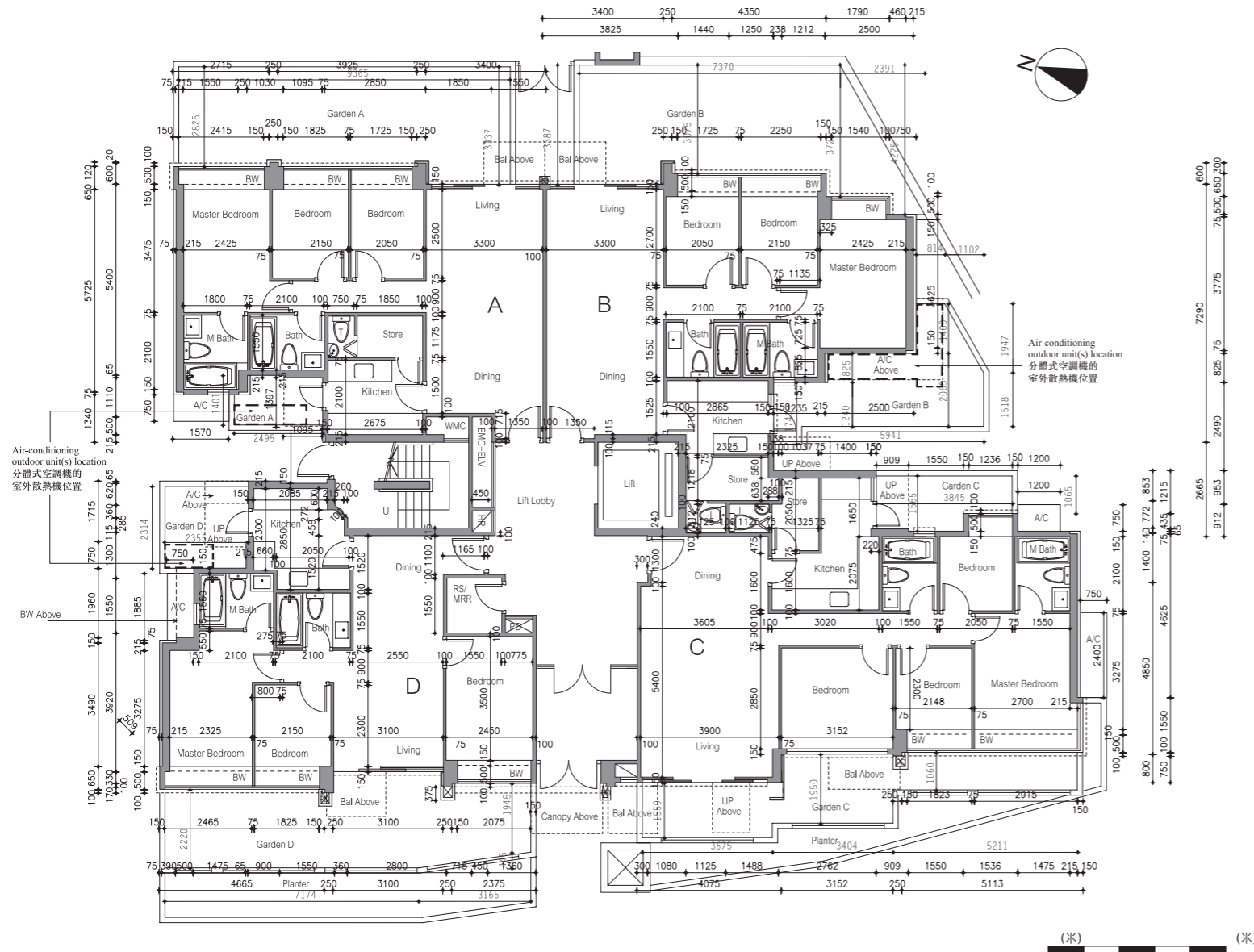
- A/C = Air Conditioner Platform = 空調機平台
- A/C Above = Air Conditioner Platform Above = 上層空調機平台
- A/C Plant Room = Air Conditioning Plant Room = 空調機房
- AD = Air / Ventilation Duct = 空氣管道/通風槽
- AF = Architectural Feature = 建築裝飾
- AF Above = Architectural Feature Above = 上層建築裝飾
- Bal = Balcony = 露台
- Bal Above = Balcony Above = 上層露台
- Bath = Bathroom = 浴室
- BW = Bay Window = 窗台
- BW Above = Bay Window Above = 上層窗台
- Bedroom = 睡房
- Canopy = 簷篷
- Canopy Above = 上層簷篷
- CABD Room = Communal Aerial Broadcast Distribution Room = 公共天線系統房
- C Flat Roof = Common Flat Roof = 公用平台
- C Roof = Common Roof = 公用天台
- D = Down = 下
- Dining = Dining Room / Area = 飯廳
- ELV = Low Voltage Electrical Duct / Cabinet = 低電壓管道/箱
- EMC = Electrical Meter Cabinet = 電錶箱
- EMR = Electrical Meter Room = 電錶房
- Family = Family Room / Area = 起居室
- FH = Fire Hydrant = 消防栓
- Flat Roof = 平台
- Floor Above = 上層樓面
- Garden = 花園
- HR = Hose Reel = 消防喉轆
- Kitchen = 廚房
- Lift = 升降機
- Lift Lobby = 升降機大堂
- Lift Machine Room = 升降機機房
- Living = Living Room / Area = 客廳
- M Bath = Master Bathroom = 主人浴室
- Master Bedroom = 主人睡房
- MV = Mechanical Ventilation = 機械通風
- Pantry = 備餐間
- PD = Pipe Duct = 喉管管道槽
- Planter = 花槽
- Ramp = 斜路
- RS / MRR = Refuse Storage / Material Recovery Room = 垃圾及物料回收房
- Roof = 天台
- Store / Sto = Store = 儲物房
- Study = Study Room = 書房
- TD = Telephone Duct = 電話線槽
- T / Lav = Toilet / Lavatory = 洗手間
- Top of A/C = Top of Cover for Air Conditioner = 下層空調機蓋頂
- Top of BW = Top of Bay Window = 下層窗台頂
- U = Up = 上
- Upper Roof = 天台高層
- UP = Utility Platform = 工作平台
- UP Above = Utility Platform Above = 上層工作平台
- Void = 中空
- WMC = Water Meter Cabinet = 水錶箱

1. Floor-to-floor height : Not applicable.
層與層之間的高度：不適用。
2. The thickness of the floor slabs (excluding plaster) : Not applicable.
樓板（不包括灰泥）的厚度：不適用。
3. The internal areas of the residential properties on the upper floors will generally be slightly larger than those on the lower floors because of the reducing thickness of the structural walls on the upper floors.
因住宅物業的較高樓層的結構牆的厚度遞減，較高樓層的內部面積，一般比較低樓層的內部面積稍大。
4. The dimensions in the floor plans are all structural dimensions in millimetre.
平面圖之尺規所列數字為以毫米標示之建築結構尺寸。

Floor plans of residential properties in the development

發展項目的住宅物業的樓面平面圖

Tower 7 第七座 Ground Floor Plan 地下平面圖



LEGEND 圖例

- A/C = Air Conditioner Platform = 空調機平台
- A/C Above = Air Conditioner Platform Above = 上層空調機平台
- A/C Plant Room = Air Conditioning Plant Room = 空調機房
- AD = Air / Ventilation Duct = 空氣管道/通風槽
- AF = Architectural Feature = 建築裝飾
- AF Above = Architectural Feature Above = 上層建築裝飾
- Bal = Balcony = 露台
- Bal Above = Balcony Above = 上層露台
- Bath = Bathroom = 浴室
- BW = Bay Window = 窗台
- BW Above = Bay Window Above = 上層窗台
- Bedroom = 睡房
- Canopy = 簷篷
- Canopy Above = 上層簷篷
- CABD Room = Communal Aerial Broadcast Distribution Room = 公共天線系統房
- C Flat Roof = Common Flat Roof = 公用平台
- C Roof = Common Roof = 公用天台
- D = Down = 下
- Dining = Dining Room / Area = 飯廳
- ELV = Low Voltage Electrical Duct / Cabinet = 低電壓管道/箱
- EMC = Electrical Meter Cabinet = 電錶箱
- EMR = Electrical Meter Room = 電錶房
- Family = Family Room / Area = 起居室
- FH = Fire Hydrant = 消防栓
- Flat Roof = 平台
- Floor Above = 上層樓面
- Garden = 花園
- HR = Hose Reel = 消防喉轆
- Kitchen = 廚房
- Lift = 升降機
- Lift Lobby = 升降機大堂
- Lift Machine Room = 升降機機房
- Living = Living Room / Area = 客廳
- M Bath = Master Bathroom = 主人浴室
- Master Bedroom = 主人睡房
- MV = Mechanical Ventilation = 機械通風
- Pantry = 備餐間
- PD = Pipe Duct = 喉管管道槽
- Planter = 花槽
- Ramp = 斜路
- RS / MRR = Refuse Storage / Material Recovery Room = 垃圾及物料回收房
- Roof = 天台
- Store / Sto = Store = 儲物房
- Study = Study Room = 書房
- TD = Telephone Duct = 電話線槽
- T / Lav = Toilet / Lavatory = 洗手間
- Top of A/C = Top of Cover for Air Conditioner = 下層空調機蓋頂
- Top of BW = Top of Bay Window = 下層窗台頂
- U = Up = 上
- Upper Roof = 天台高層
- UP = Utility Platform = 工作平台
- UP Above = Utility Platform Above = 上層工作平台
- Void = 中空
- WMC = Water Meter Cabinet = 水錶箱

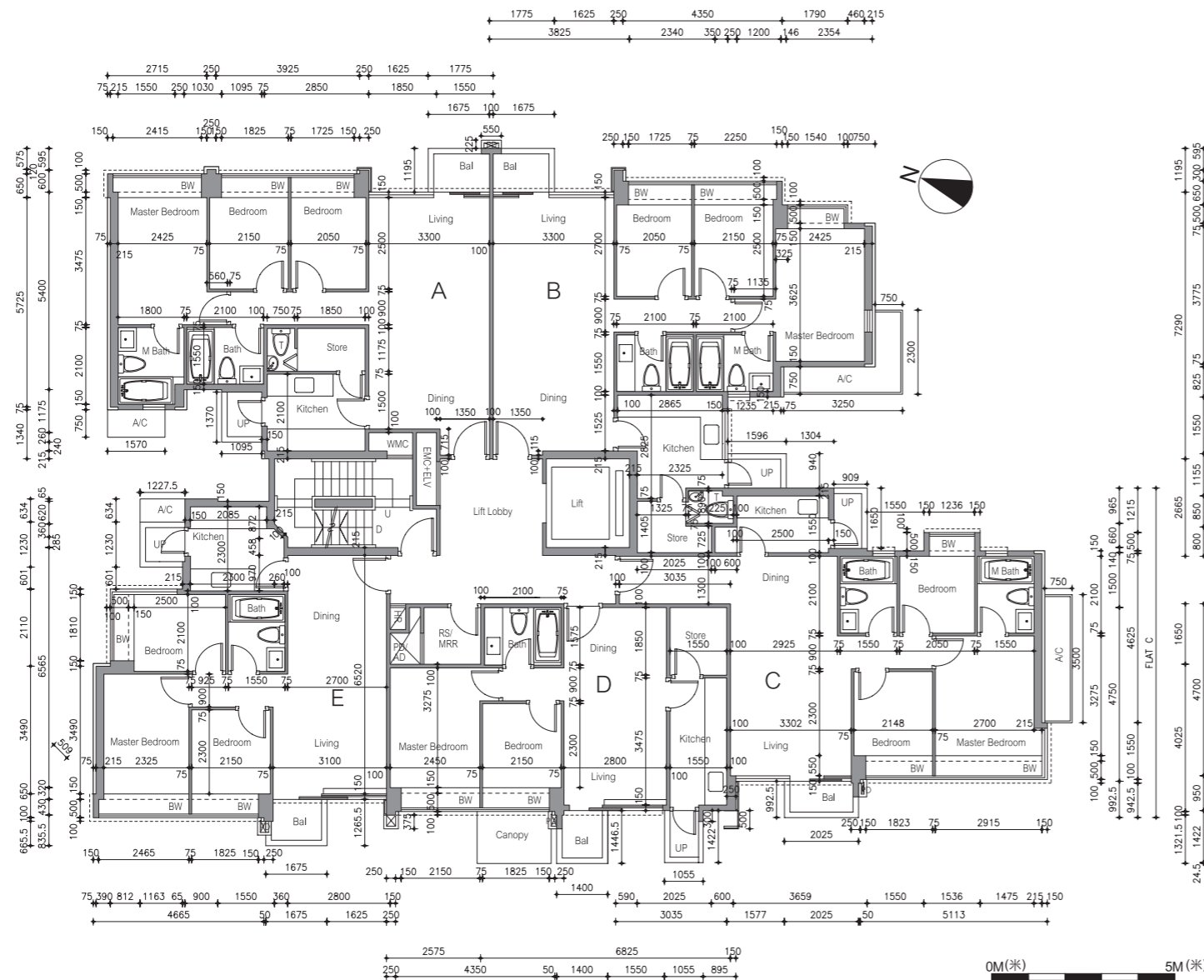
1. Floor-to-floor height (refer to the height between the top surface of the structural slab of a floor and the top surface of the structural slab of its immediate upper floor) of each residential property on G/F to 3/F is 3.5m.
地下至三樓的每個住宅物業的層與層之間的高度（指該樓層之石屎地台面與上一層石屎地台面之高度距離）為3.5米。
2. The thickness of the floor slabs (excluding plaster) of Units C & D is 135mm & 150mm, and that of Units A & B is 135mm, 150mm & 200mm.
C及D單位之樓板厚度（不包括灰泥）為135毫米及150毫米，A及B單位單位之樓板厚度（不包括灰泥）為135毫米，150毫米及200毫米。
3. The internal areas of the residential properties on the upper floors will generally be slightly larger than those on the lower floors because of the reducing thickness of the structural walls on the upper floors.
因住宅物業的較高樓層的結構牆的厚度遞減，較高樓層的內部面積，一般比較低樓層的內部面積稍大。
4. The dimensions in the floor plans are all structural dimensions in millimetre.
平面圖之尺規所列數字為以毫米標示之建築結構尺寸。

Note: The air-conditioning outdoor unit(s) for Unit A, B & D are respectively located at the garden of the units.
備註：地下A、B及D單位的分體式空調機的室外散熱機分別安裝於該單位的花園內。

Floor plans of residential properties in the development

發展項目的住宅物業的樓面平面圖

Tower 7 第七座 1st Floor Plan 一樓平面圖



LEGEND 圖例

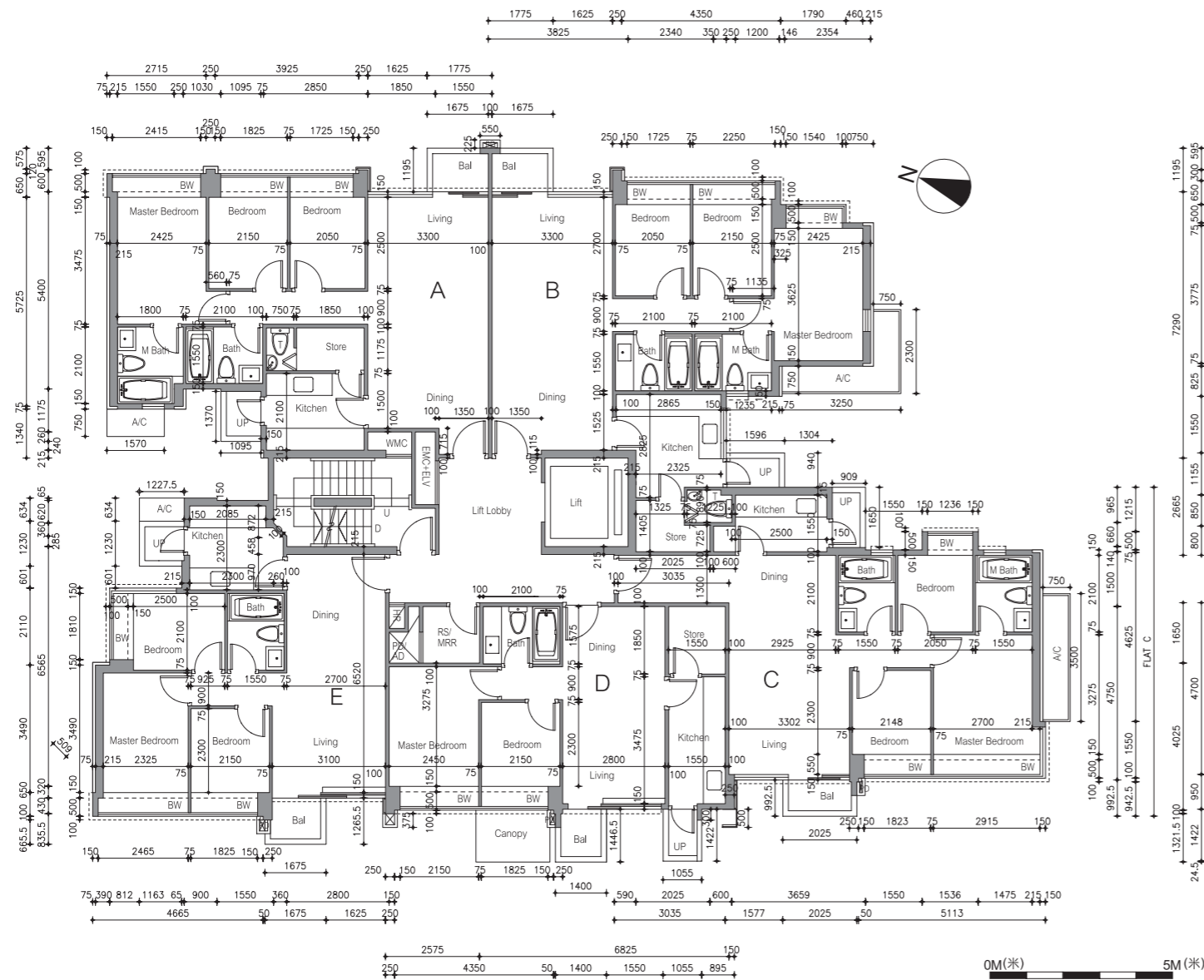
- A/C = Air Conditioner Platform = 空調機平台
- A/C Above = Air Conditioner Platform Above = 上層空調機平台
- A/C Plant Room = Air Conditioning Plant Room = 空調機房
- AD = Air / Ventilation Duct = 空氣管道/通風槽
- AF = Architectural Feature = 建築裝飾
- AF Above = Architectural Feature Above = 上層建築裝飾
- Bal = Balcony = 露台
- Bal Above = Balcony Above = 上層露台
- Bath = Bathroom = 浴室
- BW = Bay Window = 窗台
- BW Above = Bay Window Above = 上層窗台
- Bedroom = 睡房
- Canopy = 簷篷
- Canopy Above = 上層簷篷
- CABD Room = Communal Aerial Broadcast Distribution Room = 公共天線系統房
- C Flat Roof = Common Flat Roof = 公用平台
- C Roof = Common Roof = 公用天台
- D = Down = 下
- Dining = Dining Room / Area = 飯廳
- ELV = Low Voltage Electrical Duct / Cabinet = 低電壓管道/箱
- EMC = Electrical Meter Cabinet = 電錶箱
- EMR = Electrical Meter Room = 電錶房
- Family = Family Room / Area = 起居室
- FH = Fire Hydrant = 消防栓
- Flat Roof = 平台
- Floor Above = 上層樓面
- Garden = 花園
- HR = Hose Reel = 消防喉轆
- Kitchen = 廚房
- Lift = 升降機
- Lift Lobby = 升降機大堂
- Lift Machine Room = 升降機機房
- Living = Living Room / Area = 客廳
- M Bath = Master Bathroom = 主人浴室
- Master Bedroom = 主人睡房
- MV = Mechanical Ventilation = 機械通風
- Pantry = 備餐間
- PD = Pipe Duct = 喉管管道槽
- Planter = 花槽
- Ramp = 斜路
- RS / MRR = Refuse Storage / Material Recovery Room = 垃圾及物料回收房
- Roof = 天台
- Store / Sto = Store = 儲物房
- Study = Study Room = 書房
- TD = Telephone Duct = 電話線槽
- T / Lav = Toilet / Lavatory = 洗手間
- Top of A/C = Top of Cover for Air Conditioner = 下層空調機蓋頂
- Top of BW = Top of Bay Window = 下層窗台頂
- U = Up = 上
- Upper Roof = 天台高層
- UP = Utility Platform = 工作平台
- UP Above = Utility Platform Above = 上層工作平台
- Void = 中空
- WMC = Water Meter Cabinet = 水錶箱

1. Floor-to-floor height (refer to the height between the top surface of the structural slab of a floor and the top surface of the structural slab of its immediate upper floor) of each residential property on G/F to 3/F is 3.5m.
地下至三樓的每個住宅物業的層與層之間的高度（指該樓層之石屎地台面與上一層石屎地台面之高度距離）為3.5米。
2. The thickness of the floor slabs (excluding plaster) of Units C, D & E is 135mm & 150mm, and that of Units A & B is 135mm, 150mm & 200mm.
C, D及E單位之樓板厚度（不包括灰泥）為135毫米及150毫米，A及B單位之樓板厚度（不包括灰泥）為135毫米，150毫米及200毫米。
3. The internal areas of the residential properties on the upper floors will generally be slightly larger than those on the lower floors because of the reducing thickness of the structural walls on the upper floors.
因住宅物業的較高樓層的結構牆的厚度遞減，較高樓層的內部面積，一般比較低樓層的內部面積稍大。
4. The dimensions in the floor plans are all structural dimensions in millimetre.
平面圖之尺規所列數字為以毫米標示之建築結構尺寸。

Floor plans of residential properties in the development

發展項目的住宅物業的樓面平面圖

Tower 7 第七座 2nd-3rd Floor Plan 二至三樓平面圖



LEGEND 圖例

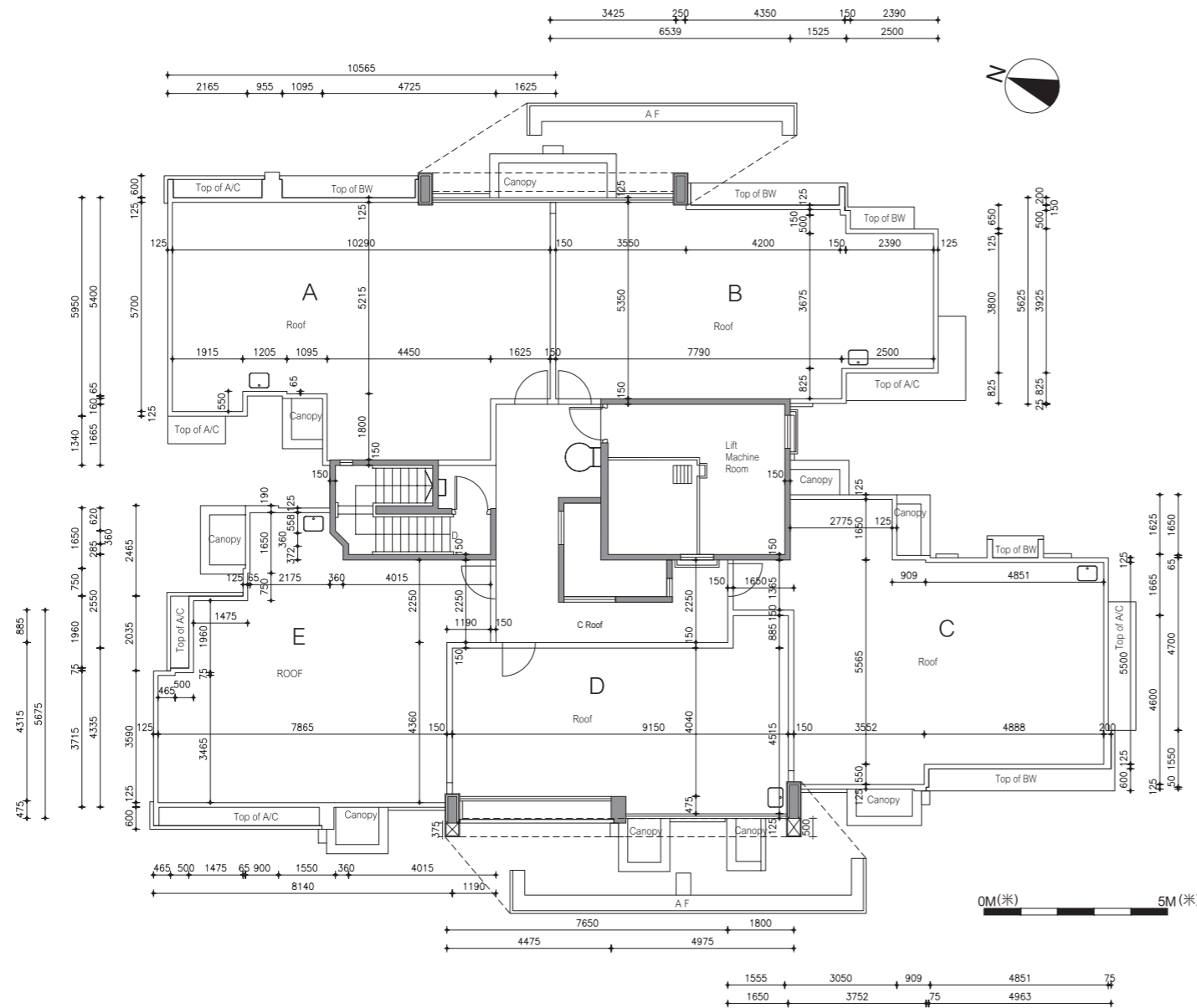
- A/C = Air Conditioner Platform = 空調機平台
- A/C Above = Air Conditioner Platform Above = 上層空調機平台
- A/C Plant Room = Air Conditioning Plant Room = 空調機房
- AD = Air / Ventilation Duct = 空氣管道/通風槽
- AF = Architectural Feature = 建築裝飾
- AF Above = Architectural Feature Above = 上層建築裝飾
- Bal = Balcony = 露台
- Bal Above = Balcony Above = 上層露台
- Bath = Bathroom = 浴室
- BW = Bay Window = 窗台
- BW Above = Bay Window Above = 上層窗台
- Bedroom = 睡房
- Canopy = 簷篷
- Canopy Above = 上層簷篷
- CABD Room = Communal Aerial Broadcast Distribution Room = 公共天線系統房
- C Flat Roof = Common Flat Roof = 公用平台
- C Roof = Common Roof = 公用天台
- D = Down = 下
- Dining = Dining Room / Area = 飯廳
- ELV = Low Voltage Electrical Duct / Cabinet = 低電壓管道/箱
- EMC = Electrical Meter Cabinet = 電錶箱
- EMR = Electrical Meter Room = 電錶房
- Family = Family Room / Area = 起居室
- FH = Fire Hydrant = 消防栓
- Flat Roof = 平台
- Floor Above = 上層樓面
- Garden = 花園
- HR = Hose Reel = 消防喉轆
- Kitchen = 廚房
- Lift = 升降機
- Lift Lobby = 升降機大堂
- Lift Machine Room = 升降機機房
- Living = Living Room / Area = 客廳
- M Bath = Master Bathroom = 主人浴室
- Master Bedroom = 主人睡房
- MV = Mechanical Ventilation = 機械通風
- Pantry = 備餐間
- PD = Pipe Duct = 喉管管道槽
- Planter = 花槽
- Ramp = 斜路
- RS / MRR = Refuse Storage / Material Recovery Room = 垃圾及物料回收房
- Roof = 天台
- Store / Sto = Store = 儲物房
- Study = Study Room = 書房
- TD = Telephone Duct = 電話線槽
- T / Lav = Toilet / Lavatory = 洗手間
- Top of A/C = Top of Cover for Air Conditioner = 下層空調機蓋頂
- Top of BW = Top of Bay Window = 下層窗台頂
- U = Up = 上
- Upper Roof = 天台高層
- UP = Utility Platform = 工作平台
- UP Above = Utility Platform Above = 上層工作平台
- Void = 中空
- WMC = Water Meter Cabinet = 水錶箱

1. Floor-to-floor height (refer to the height between the top surface of the structural slab of a floor and the top surface of the structural slab of its immediate upper floor) of each residential property on G/F to 3/F is 3.5m.
地下至三樓的每個住宅物業的層與層之間的高度（指該樓層之石屎地台面與上一層石屎地台面之高度距離）為3.5米。
2. The thickness of the floor slabs (excluding plaster) of 2/F Units C, D & E, 3/F Units C & E is 135mm & 150mm, and that of 2/F Units A & B, 3/F Units A, B & D is 135mm, 150mm & 200mm.
二樓C, D及E單位、三樓C及E單位之樓板厚度（不包括灰泥）為135毫米，150毫米，二樓A及B單位、三樓A, B及D單位之樓板厚度（不包括灰泥）為135毫米，150毫米及200毫米。
3. The internal areas of the residential properties on the upper floors will generally be slightly larger than those on the lower floors because of the reducing thickness of the structural walls on the upper floors.
因住宅物業的較高樓層的結構牆的厚度遞減，較高樓層的內部面積，一般比較低樓層的內部面積稍大。
4. The dimensions in the floor plans are all structural dimensions in millimetre.
平面圖之尺規所列數字為以毫米標示之建築結構尺寸。

Floor plans of residential properties in the development

發展項目的住宅物業的樓面平面圖

Tower 7 第七座 Roof Floor Plan 天台平面圖



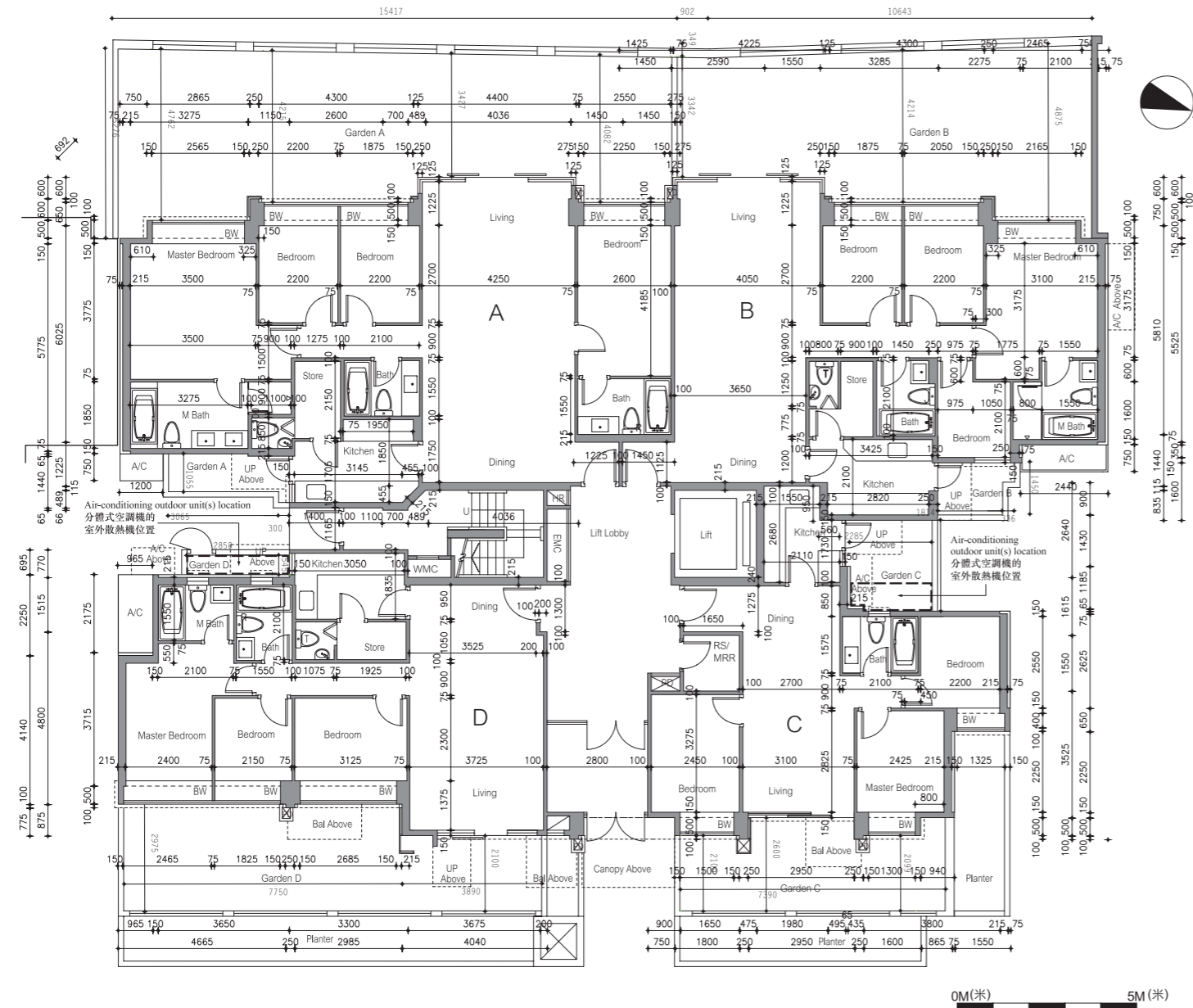
- A/C = Air Conditioner Platform = 空調機平台
- A/C Above = Air Conditioner Platform Above = 上層空調機平台
- A/C Plant Room = Air Conditioning Plant Room = 空調機房
- AD = Air / Ventilation Duct = 空氣管道/通風槽
- AF = Architectural Feature = 建築裝飾
- AF Above = Architectural Feature Above = 上層建築裝飾
- Bal = Balcony = 露台
- Bal Above = Balcony Above = 上層露台
- Bath = Bathroom = 浴室
- BW = Bay Window = 窗台
- BW Above = Bay Window Above = 上層窗台
- Bedroom = 睡房
- Canopy = 簷篷
- Canopy Above = 上層簷篷
- CABD Room = Communal Aerial Broadcast Distribution Room = 公共天線系統房
- C Flat Roof = Common Flat Roof = 公用平台
- C Roof = Common Roof = 公用天台
- D = Down = 下
- Dining = Dining Room / Area = 飯廳
- ELV = Low Voltage Electrical Duct / Cabinet = 低電壓管道/箱
- EMC = Electrical Meter Cabinet = 電錶箱
- EMR = Electrical Meter Room = 電錶房
- Family = Family Room / Area = 起居室
- FH = Fire Hydrant = 消防栓
- Flat Roof = 平台
- Floor Above = 上層樓面
- Garden = 花園
- HR = Hose Reel = 消防喉轆
- Kitchen = 廚房
- Lift = 升降機
- Lift Lobby = 升降機大堂
- Lift Machine Room = 升降機機房
- Living = Living Room / Area = 客廳
- M Bath = Master Bathroom = 主人浴室
- Master Bedroom = 主人睡房
- MV = Mechanical Ventilation = 機械通風
- Pantry = 備餐間
- PD = Pipe Duct = 喉管管道槽
- Planter = 花槽
- Ramp = 斜路
- RS / MRR = Refuse Storage / Material Recovery Room = 垃圾及物料回收房
- Roof = 天台
- Store / Sto = Store = 儲物房
- Study = Study Room = 書房
- TD = Telephone Duct = 電話線槽
- T / Lav = Toilet / Lavatory = 洗手間
- Top of A/C = Top of Cover for Air Conditioner = 下層空調機蓋頂
- Top of BW = Top of Bay Window = 下層窗台頂
- U = Up = 上
- Upper Roof = 天台高層
- UP = Utility Platform = 工作平台
- UP Above = Utility Platform Above = 上層工作平台
- Void = 中空
- WMC = Water Meter Cabinet = 水錶箱

1. Floor-to-floor height : Not applicable.
層與層之間的高度：不適用。
2. The thickness of the floor slabs (excluding plaster) : Not applicable.
樓板（不包括灰泥）的厚度：不適用。
3. The internal areas of the residential properties on the upper floors will generally be slightly larger than those on the lower floors because of the reducing thickness of the structural walls on the upper floors.
因住宅物業的較高樓層的結構牆的厚度遞減，較高樓層的內部面積，一般比較低樓層的內部面積稍大。
4. The dimensions in the floor plans are all structural dimensions in millimetre.
平面圖之尺規所列數字為以毫米標示之建築結構尺寸。

Floor plans of residential properties in the development

發展項目的住宅物業的樓面平面圖

Tower 8 第八座 Ground Floor Plan 地下平面圖



Note: The air-conditioning outdoor unit(s) for Unit C & D are located at the garden of the unit.
備註：地下C及D單位的分體式空調機的室外散熱機安裝於該單位的花園內。

LEGEND 圖例

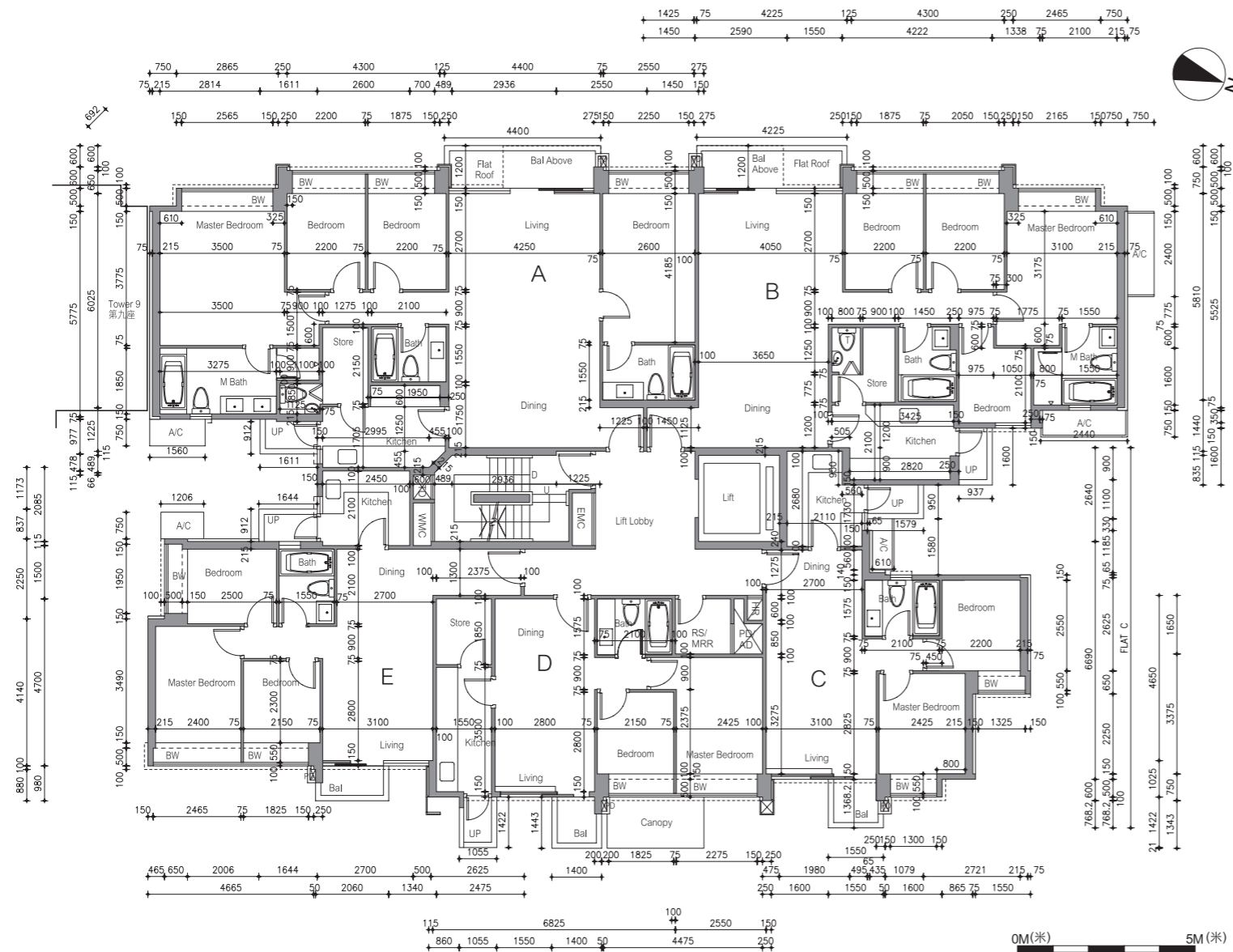
- A/C = Air Conditioner Platform = 空調機平台
- A/C Above = Air Conditioner Platform Above = 上層空調機平台
- A/C Plant Room = Air Conditioning Plant Room = 空調機房
- AD = Air / Ventilation Duct = 空氣管道/通風槽
- AF = Architectural Feature = 建築裝飾
- AF Above = Architectural Feature Above = 上層建築裝飾
- Bal = Balcony = 露台
- Bal Above = Balcony Above = 上層露台
- Bath = Bathroom = 浴室
- BW = Bay Window = 窗台
- BW Above = Bay Window Above = 上層窗台
- Bedroom = 睡房
- Canopy = 簷篷
- Canopy Above = 上層簷篷
- CABD Room = Communal Aerial Broadcast Distribution Room = 公共天線系統房
- C Flat Roof = Common Flat Roof = 公用平台
- C Roof = Common Roof = 公用天台
- D = Down = 下
- Dining = Dining Room / Area = 飯廳
- ELV = Low Voltage Electrical Duct / Cabinet = 低電壓管道/箱
- EMC = Electrical Meter Cabinet = 電錶箱
- EMR = Electrical Meter Room = 電錶房
- Family = Family Room / Area = 起居室
- FH = Fire Hydrant = 消防栓
- Flat Roof = 平台
- Floor Above = 上層樓面
- Garden = 花園
- HR = Hose Reel = 消防喉轆
- Kitchen = 廚房
- Lift = 升降機
- Lift Lobby = 升降機大堂
- Lift Machine Room = 升降機機房
- Living = Living Room / Area = 客廳
- M Bath = Master Bathroom = 主人浴室
- Master Bedroom = 主人睡房
- MV = Mechanical Ventilation = 機械通風
- Pantry = 備餐間
- PD = Pipe Duct = 喉管管道槽
- Planter = 花槽
- Ramp = 斜路
- RS / MRR = Refuse Storage / Material Recovery Room = 垃圾及物料回收房
- Roof = 天台
- Store / Sto = Store = 儲物房
- Study = Study Room = 書房
- TD = Telephone Duct = 電話線槽
- T / Lav = Toilet / Lavatory = 洗手間
- Top of A/C = Top of Cover for Air Conditioner = 下層空調機蓋頂
- Top of BW = Top of Bay Window = 下層窗台頂
- U = Up = 上
- Upper Roof = 天台高層
- UP = Utility Platform = 工作平台
- UP Above = Utility Platform Above = 上層工作平台
- Void = 中空
- WMC = Water Meter Cabinet = 水錶箱

1. Floor-to-floor height (refer to the height between the top surface of the structural slab of a floor and the top surface of the structural slab of its immediate upper floor) of each residential property on G/F to 3/F is 3.5m except that for G/F of Units A and B is 3.31m and 3.5m.
地下至三樓的每個住宅物業的層與層之間的高度（指該樓層之石屎地台面與上一層石屎地台面之高度距離）為3.5米，惟A及B單位之地下為3.31米及3.5米。
2. The thickness of the floor slabs (excluding plaster) of Units A, B, C & D is 135mm & 150mm.
A, B, C及D單位之樓板厚度（不包括灰泥）為135毫米及150毫米。
3. The internal areas of the residential properties on the upper floors will generally be slightly larger than those on the lower floors because of the reducing thickness of the structural walls on the upper floors.
因住宅物業的較高樓層的結構牆的厚度遞減，較高樓層的內部面積，一般比較低樓層的內部面積稍大。
4. The dimensions in the floor plans are all structural dimensions in millimetre.
平面圖之尺規所列數字為以毫米標示之建築結構尺寸。

Floor plans of residential properties in the development

發展項目的住宅物業的樓面平面圖

Tower 8 第八座 1st Floor Plan 一樓平面圖



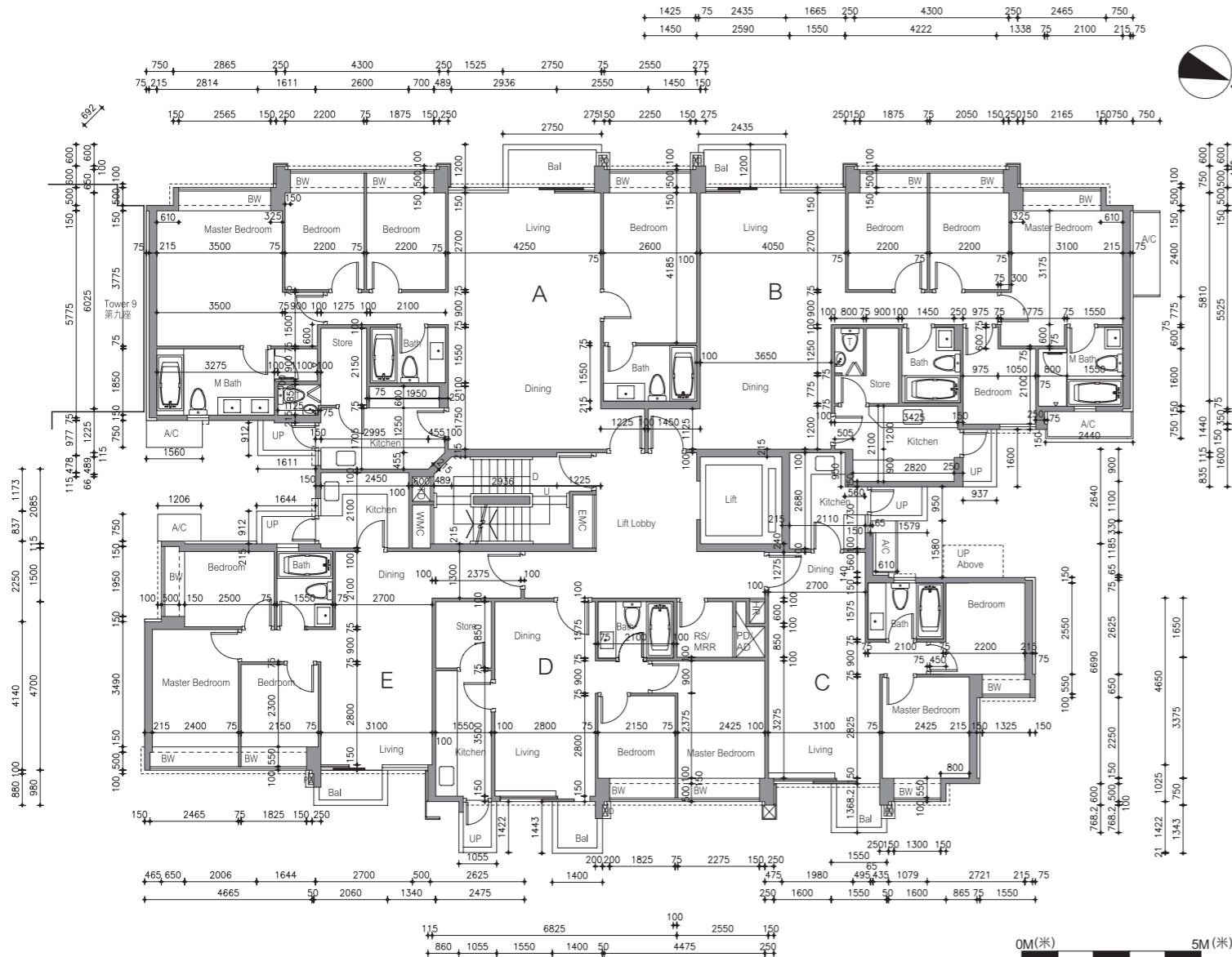
LEGEND 圖例

- A/C = Air Conditioner Platform = 空調機平台
- A/C Above = Air Conditioner Platform Above = 上層空調機平台
- A/C Plant Room = Air Conditioning Plant Room = 空調機房
- AD = Air / Ventilation Duct = 空氣管道/通風槽
- AF = Architectural Feature = 建築裝飾
- AF Above = Architectural Feature Above = 上層建築裝飾
- Bal = Balcony = 露台
- Bal Above = Balcony Above = 上層露台
- Bath = Bathroom = 浴室
- BW = Bay Window = 窗台
- BW Above = Bay Window Above = 上層窗台
- Bedroom = 睡房
- Canopy = 簷篷
- Canopy Above = 上層簷篷
- CABD Room = Communal Aerial Broadcast Distribution Room = 公共天線系統房
- C Flat Roof = Common Flat Roof = 公用平台
- C Roof = Common Roof = 公用天台
- D = Down = 下
- Dining = Dining Room / Area = 飯廳
- ELV = Low Voltage Electrical Duct / Cabinet = 低電壓管道/箱
- EMC = Electrical Meter Cabinet = 電錶箱
- EMR = Electrical Meter Room = 電錶房
- Family = Family Room / Area = 起居室
- FH = Fire Hydrant = 消防栓
- Flat Roof = 平台
- Floor Above = 上層樓面
- Garden = 花園
- HR = Hose Reel = 消防喉轆
- Kitchen = 廚房
- Lift = 升降機
- Lift Lobby = 升降機大堂
- Lift Machine Room = 升降機機房
- Living = Living Room / Area = 客廳
- M Bath = Master Bathroom = 主人浴室
- Master Bedroom = 主人睡房
- MV = Mechanical Ventilation = 機械通風
- Pantry = 備餐間
- PD = Pipe Duct = 喉管管道槽
- Planter = 花槽
- Ramp = 斜路
- RS / MRR = Refuse Storage / Material Recovery Room = 垃圾及物料回收房
- Roof = 天台
- Store / Sto = Store = 儲物房
- Study = Study Room = 書房
- TD = Telephone Duct = 電話線槽
- T / Lav = Toilet / Lavatory = 洗手間
- Top of A/C = Top of Cover for Air Conditioner = 下層空調機蓋頂
- Top of BW = Top of Bay Window = 下層窗台頂
- U = Up = 上
- Upper Roof = 天台高層
- UP = Utility Platform = 工作平台
- UP Above = Utility Platform Above = 上層工作平台
- Void = 中空
- WMC = Water Meter Cabinet = 水錶箱

1. Floor-to-floor height (refer to the height between the top surface of the structural slab of a floor and the top surface of the structural slab of its immediate upper floor) of each residential property on G/F to 3/F is 3.5m except that for G/F of Units A and B is 3.31m and 3.5m.
 地下至三樓的每個住宅物業的層與層之間的高度（指該樓層之石屎地台面與上一層石屎地台面之高度距離）為3.5米，惟A及B單位之地下為3.31米及3.5米。
2. The thickness of the floor slabs (excluding plaster) of Units A, B, C, D & E is 135mm & 150mm.
 A, B, C, D及E單位之樓板厚度（不包括灰泥）為135毫米及150毫米。
3. The internal areas of the residential properties on the upper floors will generally be slightly larger than those on the lower floors because of the reducing thickness of the structural walls on the upper floors.
 因住宅物業的較高樓層的結構牆的厚度遞減，較高樓層的內部面積，一般比較低樓層的內部面積稍大。
4. The dimensions in the floor plans are all structural dimensions in millimetre.
 平面圖之尺規所列數字為以毫米標示之建築結構尺寸。

Floor plans of residential properties in the development 發展項目的住宅物業的樓面平面圖

Tower 8 第八座 2nd Floor Plan 二樓平面圖



LEGEND 圖例

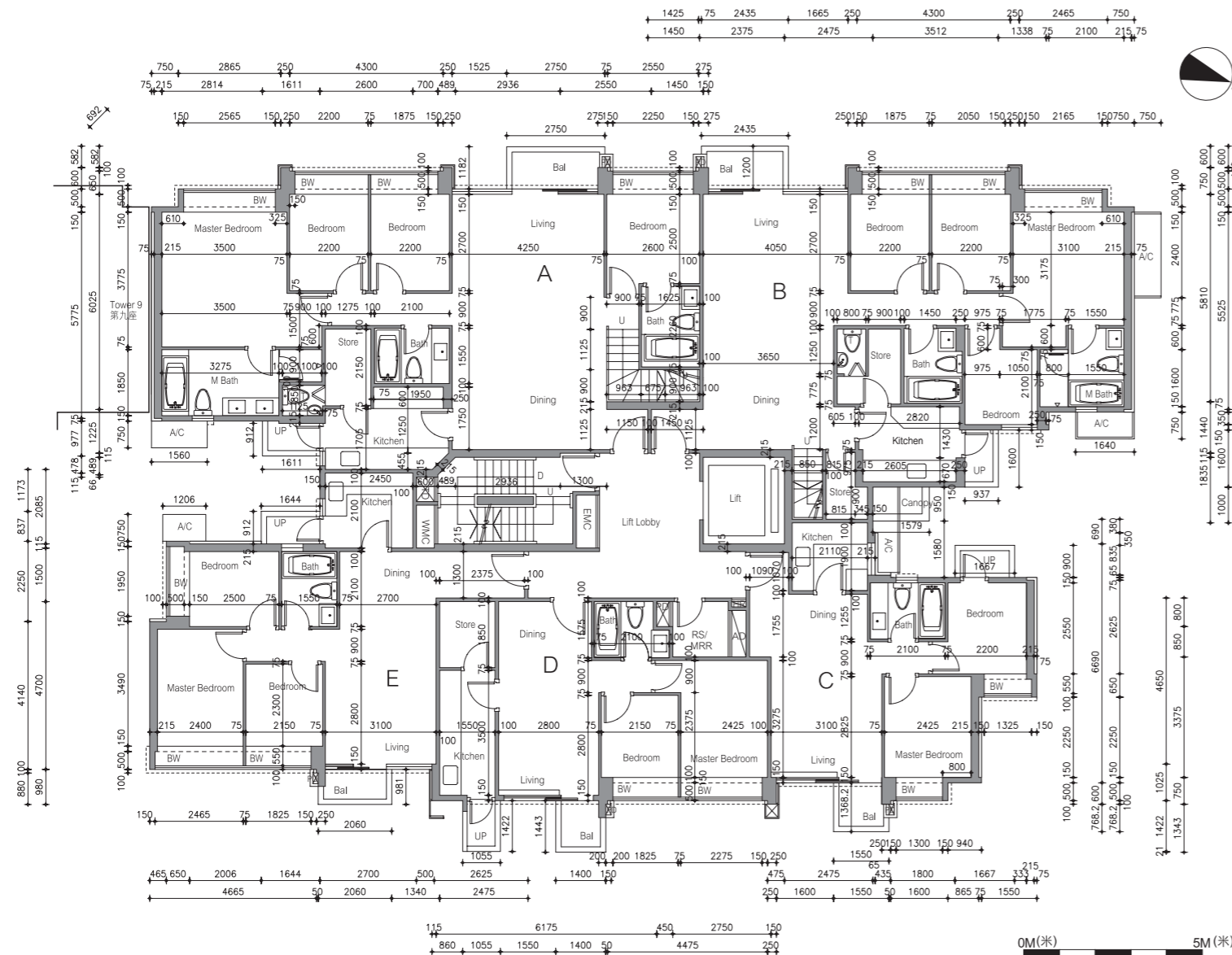
- A/C = Air Conditioner Platform = 空調機平台
- A/C Above = Air Conditioner Platform Above = 上層空調機平台
- A/C Plant Room = Air Conditioning Plant Room = 空調機房
- AD = Air / Ventilation Duct = 空氣管道/通風槽
- AF = Architectural Feature = 建築裝飾
- AF Above = Architectural Feature Above = 上層建築裝飾
- Bal = Balcony = 露台
- Bal Above = Balcony Above = 上層露台
- Bath = Bathroom = 浴室
- BW = Bay Window = 窗台
- BW Above = Bay Window Above = 上層窗台
- Bedroom = 睡房
- Canopy = 簷篷
- Canopy Above = 上層簷篷
- CABD Room = Communal Aerial Broadcast Distribution Room = 公共天線系統房
- C Flat Roof = Common Flat Roof = 公用平台
- C Roof = Common Roof = 公用天台
- D = Down = 下
- Dining = Dining Room / Area = 飯廳
- ELV = Low Voltage Electrical Duct / Cabinet = 低電壓管道/箱
- EMC = Electrical Meter Cabinet = 電錶箱
- EMR = Electrical Meter Room = 電錶房
- Family = Family Room / Area = 起居室
- FH = Fire Hydrant = 消防栓
- Flat Roof = 平台
- Floor Above = 上層樓面
- Garden = 花園
- HR = Hose Reel = 消防喉轆
- Kitchen = 廚房
- Lift = 升降機
- Lift Lobby = 升降機大堂
- Lift Machine Room = 升降機機房
- Living = Living Room / Area = 客廳
- M Bath = Master Bathroom = 主人浴室
- Master Bedroom = 主人睡房
- MV = Mechanical Ventilation = 機械通風
- Pantry = 備餐間
- PD = Pipe Duct = 喉管管道槽
- Planter = 花槽
- Ramp = 斜路
- RS / MRR = Refuse Storage / Material Recovery Room = 垃圾及物料回收房
- Roof = 天台
- Store / Sto = Store = 儲物房
- Study = Study Room = 書房
- TD = Telephone Duct = 電話線槽
- T / Lav = Toilet / Lavatory = 洗手間
- Top of A/C = Top of Cover for Air Conditioner = 下層空調機蓋頂
- Top of BW = Top of Bay Window = 下層窗台頂
- U = Up = 上
- Upper Roof = 天台高層
- UP = Utility Platform = 工作平台
- UP Above = Utility Platform Above = 上層工作平台
- Void = 中空
- WMC = Water Meter Cabinet = 水錶箱

1. Floor-to-floor height (refer to the height between the top surface of the structural slab of a floor and the top surface of the structural slab of its immediate upper floor) of each residential property on G/F to 3/F is 3.5m except that for G/F of Units A and B is 3.31m and 3.5m.
地下至三樓的每個住宅物業的層與層之間的高度(指該樓層之石屎地台面與上一層石屎地台面之高度距離)為3.5米, 惟A及B單位之地下為3.31米及3.5米。
2. The thickness of the floor slabs (excluding plaster) of Units A, B, C, D & E is 135mm & 150mm.
A, B, C, D及E單位之樓板厚度(不包括灰泥)為135毫米及150毫米。
3. The internal areas of the residential properties on the upper floors will generally be slightly larger than those on the lower floors because of the reducing thickness of the structural walls on the upper floors.
因住宅物業的較高樓層的結構牆的厚度遞減, 較高樓層的內部面積, 一般比較低樓層的內部面積稍大。
4. The dimensions in the floor plans are all structural dimensions in millimetre.
平面圖之尺規所列數字為以毫米標示之建築結構尺寸。

Floor plans of residential properties in the development

發展項目的住宅物業的樓面平面圖

Tower 8 第八座 3rd Floor Plan 三樓平面圖



LEGEND 圖例

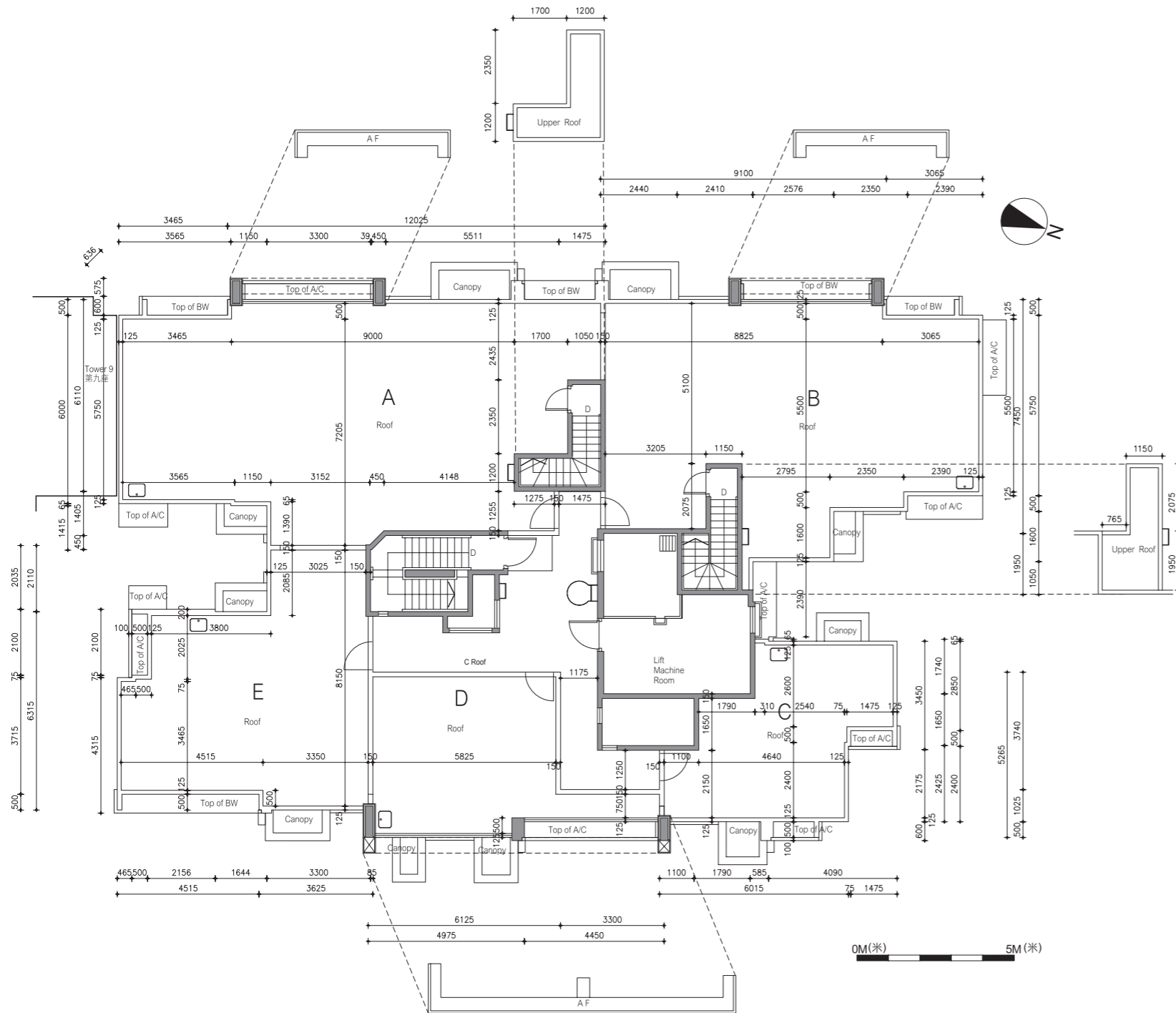
- A/C = Air Conditioner Platform = 空調機平台
- A/C Above = Air Conditioner Platform Above = 上層空調機平台
- A/C Plant Room = Air Conditioning Plant Room = 空調機房
- AD = Air / Ventilation Duct = 空氣管道/通風槽
- AF = Architectural Feature = 建築裝飾
- AF Above = Architectural Feature Above = 上層建築裝飾
- Bal = Balcony = 露台
- Bal Above = Balcony Above = 上層露台
- Bath = Bathroom = 浴室
- BW = Bay Window = 窗台
- BW Above = Bay Window Above = 上層窗台
- Bedroom = 睡房
- Canopy = 簷篷
- Canopy Above = 上層簷篷
- CABD Room = Communal Aerial Broadcast Distribution Room = 公共天線系統房
- C Flat Roof = Common Flat Roof = 公用平台
- C Roof = Common Roof = 公用天台
- D = Down = 下
- Dining = Dining Room / Area = 飯廳
- ELV = Low Voltage Electrical Duct / Cabinet = 低電壓管道/箱
- EMC = Electrical Meter Cabinet = 電錶箱
- EMR = Electrical Meter Room = 電錶房
- Family = Family Room / Area = 起居室
- FH = Fire Hydrant = 消防栓
- Flat Roof = 平台
- Floor Above = 上層樓面
- Garden = 花園
- HR = Hose Reel = 消防喉轆
- Kitchen = 廚房
- Lift = 升降機
- Lift Lobby = 升降機大堂
- Lift Machine Room = 升降機機房
- Living = Living Room / Area = 客廳
- M Bath = Master Bathroom = 主人浴室
- Master Bedroom = 主人睡房
- MV = Mechanical Ventilation = 機械通風
- Pantry = 備餐間
- PD = Pipe Duct = 喉管管道槽
- Planter = 花槽
- Ramp = 斜路
- RS / MRR = Refuse Storage / Material Recovery Room = 垃圾及物料回收房
- Roof = 天台
- Store / Sto = Store = 儲物房
- Study = Study Room = 書房
- TD = Telephone Duct = 電話線槽
- T / Lav = Toilet / Lavatory = 洗手間
- Top of A/C = Top of Cover for Air Conditioner = 下層空調機蓋頂
- Top of BW = Top of Bay Window = 下層窗台頂
- U = Up = 上
- Upper Roof = 天台高層
- UP = Utility Platform = 工作平台
- UP Above = Utility Platform Above = 上層工作平台
- Void = 中空
- WMC = Water Meter Cabinet = 水錶箱

1. Floor-to-floor height (refer to the height between the top surface of the structural slab of a floor and the top surface of the structural slab of its immediate upper floor) of each residential property on G/F to 3/F is 3.5m except that for G/F of Units A and B is 3.31m and 3.5m.
 地下至三樓的每個住宅物業的層與層之間的高度(指該樓層之石屎地台面與上一層石屎地台面之高度距離)為3.5米, 惟A及B單位之地下為3.31米及3.5米。
2. The thickness of the floor slabs (excluding plaster) of Units C & E is 135mm & 150mm, and that of Units A, B & D is 135mm, 150mm & 200mm.
 C及E單位之樓板厚度(不包括灰泥)為135毫米及150毫米, A, B及D單位之樓板厚度(不包括灰泥)為135毫米, 150毫米及200毫米。
3. The internal areas of the residential properties on the upper floors will generally be slightly larger than those on the lower floors because of the reducing thickness of the structural walls on the upper floors.
 因住宅物業的較高樓層的結構牆的厚度遞減, 較高樓層的內部面積, 一般比較低樓層的內部面積稍大。
4. The dimensions in the floor plans are all structural dimensions in millimetre.
 平面圖之尺規所列數字為以毫米標示之建築結構尺寸。

Floor plans of residential properties in the development

發展項目的住宅物業的樓面平面圖

Tower 8 第八座 Roof Floor Plan 天台平面圖



LEGEND 圖例

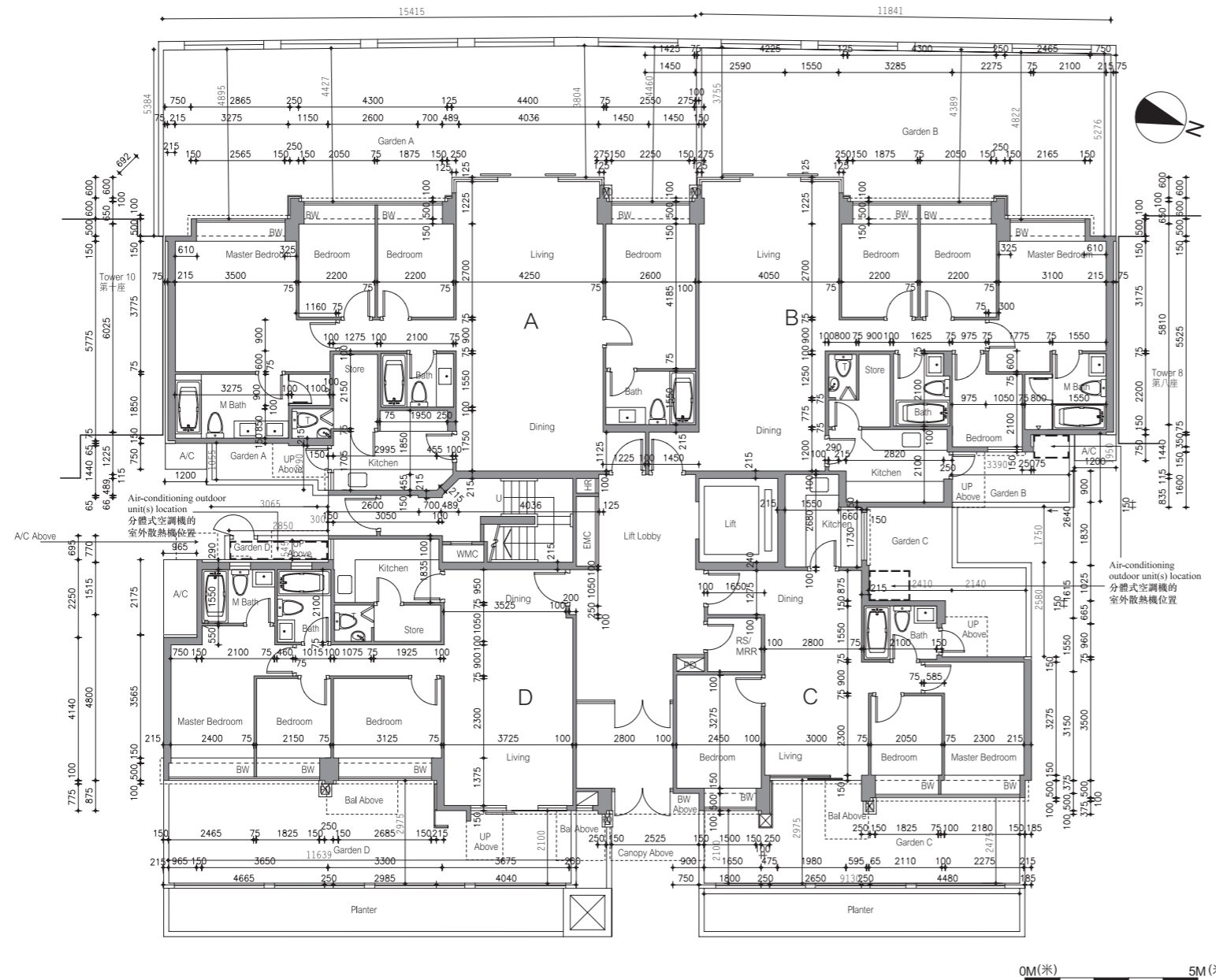
- A/C = Air Conditioner Platform = 空調機平台
- A/C Above = Air Conditioner Platform Above = 上層空調機平台
- A/C Plant Room = Air Conditioning Plant Room = 空調機房
- AD = Air / Ventilation Duct = 空氣管道/通風槽
- AF = Architectural Feature = 建築裝飾
- AF Above = Architectural Feature Above = 上層建築裝飾
- Bal = Balcony = 露台
- Bal Above = Balcony Above = 上層露台
- Bath = Bathroom = 浴室
- BW = Bay Window = 窗台
- BW Above = Bay Window Above = 上層窗台
- Bedroom = 睡房
- Canopy = 簷篷
- Canopy Above = 上層簷篷
- CABD Room = Communal Aerial Broadcast Distribution Room = 公共天線系統房
- C Flat Roof = Common Flat Roof = 公用平台
- C Roof = Common Roof = 公用天台
- D = Down = 下
- Dining = Dining Room / Area = 飯廳
- ELV = Low Voltage Electrical Duct / Cabinet = 低電壓管道/箱
- EMC = Electrical Meter Cabinet = 電錶箱
- EMR = Electrical Meter Room = 電錶房
- Family = Family Room / Area = 起居室
- FH = Fire Hydrant = 消防栓
- Flat Roof = 平台
- Floor Above = 上層樓面
- Garden = 花園
- HR = Hose Reel = 消防喉轆
- Kitchen = 廚房
- Lift = 升降機
- Lift Lobby = 升降機大堂
- Lift Machine Room = 升降機機房
- Living = Living Room / Area = 客廳
- M Bath = Master Bathroom = 主人浴室
- Master Bedroom = 主人睡房
- MV = Mechanical Ventilation = 機械通風
- Pantry = 備餐間
- PD = Pipe Duct = 喉管管道槽
- Planter = 花槽
- Ramp = 斜路
- RS / MRR = Refuse Storage / Material Recovery Room = 垃圾及物料回收房
- Roof = 天台
- Store / Sto = Store = 儲物房
- Study = Study Room = 書房
- TD = Telephone Duct = 電話線槽
- T / Lav = Toilet / Lavatory = 洗手間
- Top of A/C = Top of Cover for Air Conditioner = 下層空調機蓋頂
- Top of BW = Top of Bay Window = 下層窗台頂
- U = Up = 上
- Upper Roof = 天台高層
- UP = Utility Platform = 工作平台
- UP Above = Utility Platform Above = 上層工作平台
- Void = 中空
- WMC = Water Meter Cabinet = 水錶箱

1. Floor-to-floor height (refer to the height between the top surface of the structural slab of a floor and the top surface of the structural slab of its immediate upper floor) of the stairhood of Units A & B is 2.5m.
A及B單位之梯屋的層與層之間的高度（指該樓層之石屎地台面與上一層石屎地台面之高度距離）為2.5米。
2. The thickness of the floor slabs (excluding plaster) of the stairhood of Units A & B is 150mm.
A及B單位之梯屋的樓板厚度（不包括灰泥）為150毫米。
3. The internal areas of the residential properties on the upper floors will generally be slightly larger than those on the lower floors because of the reducing thickness of the structural walls on the upper floors.
因住宅物業的較高樓層的結構牆的厚度遞減，較高樓層的內部面積，一般比較低樓層的內部面積稍大。
4. The dimensions in the floor plans are all structural dimensions in millimetre.
平面圖之尺規所列數字為以毫米標示之建築結構尺寸。

Floor plans of residential properties in the development

發展項目的住宅物業的樓面平面圖

Tower 9 第九座 Ground Floor Plan 地下平面圖



LEGEND 圖例

- A/C = Air Conditioner Platform = 空調機平台
- A/C Above = Air Conditioner Platform Above = 上層空調機平台
- A/C Plant Room = Air Conditioning Plant Room = 空調機房
- AD = Air / Ventilation Duct = 空氣管道/通風槽
- AF = Architectural Feature = 建築裝飾
- AF Above = Architectural Feature Above = 上層建築裝飾
- Bal = Balcony = 露台
- Bal Above = Balcony Above = 上層露台
- Bath = Bathroom = 浴室
- BW = Bay Window = 窗台
- BW Above = Bay Window Above = 上層窗台
- Bedroom = 睡房
- Canopy = 簷篷
- Canopy Above = 上層簷篷
- CABD Room = Communal Aerial Broadcast Distribution Room = 公共天線系統房
- C Flat Roof = Common Flat Roof = 公用平台
- C Roof = Common Roof = 公用天台
- D = Down = 下
- Dining = Dining Room / Area = 飯廳
- ELV = Low Voltage Electrical Duct / Cabinet = 低電壓管道/箱
- EMC = Electrical Meter Cabinet = 電錶箱
- EMR = Electrical Meter Room = 電錶房
- Family = Family Room / Area = 起居室
- FH = Fire Hydrant = 消防栓
- Flat Roof = 平台
- Floor Above = 上層樓面
- Garden = 花園
- HR = Hose Reel = 消防喉轆
- Kitchen = 廚房
- Lift = 升降機
- Lift Lobby = 升降機大堂
- Lift Machine Room = 升降機機房
- Living = Living Room / Area = 客廳
- M Bath = Master Bathroom = 主人浴室
- Master Bedroom = 主人睡房
- MV = Mechanical Ventilation = 機械通風
- Pantry = 備餐間
- PD = Pipe Duct = 喉管管道槽
- Planter = 花槽
- Ramp = 斜路
- RS / MRR = Refuse Storage / Material Recovery Room = 垃圾及物料回收房
- Roof = 天台
- Store / Sto = Store = 儲物房
- Study = Study Room = 書房
- TD = Telephone Duct = 電話線槽
- T / Lav = Toilet / Lavatory = 洗手間
- Top of A/C = Top of Cover for Air Conditioner = 下層空調機蓋頂
- Top of BW = Top of Bay Window = 下層窗台頂
- U = Up = 上
- Upper Roof = 天台高層
- UP = Utility Platform = 工作平台
- UP Above = Utility Platform Above = 上層工作平台
- Void = 中空
- WMC = Water Meter Cabinet = 水錶箱

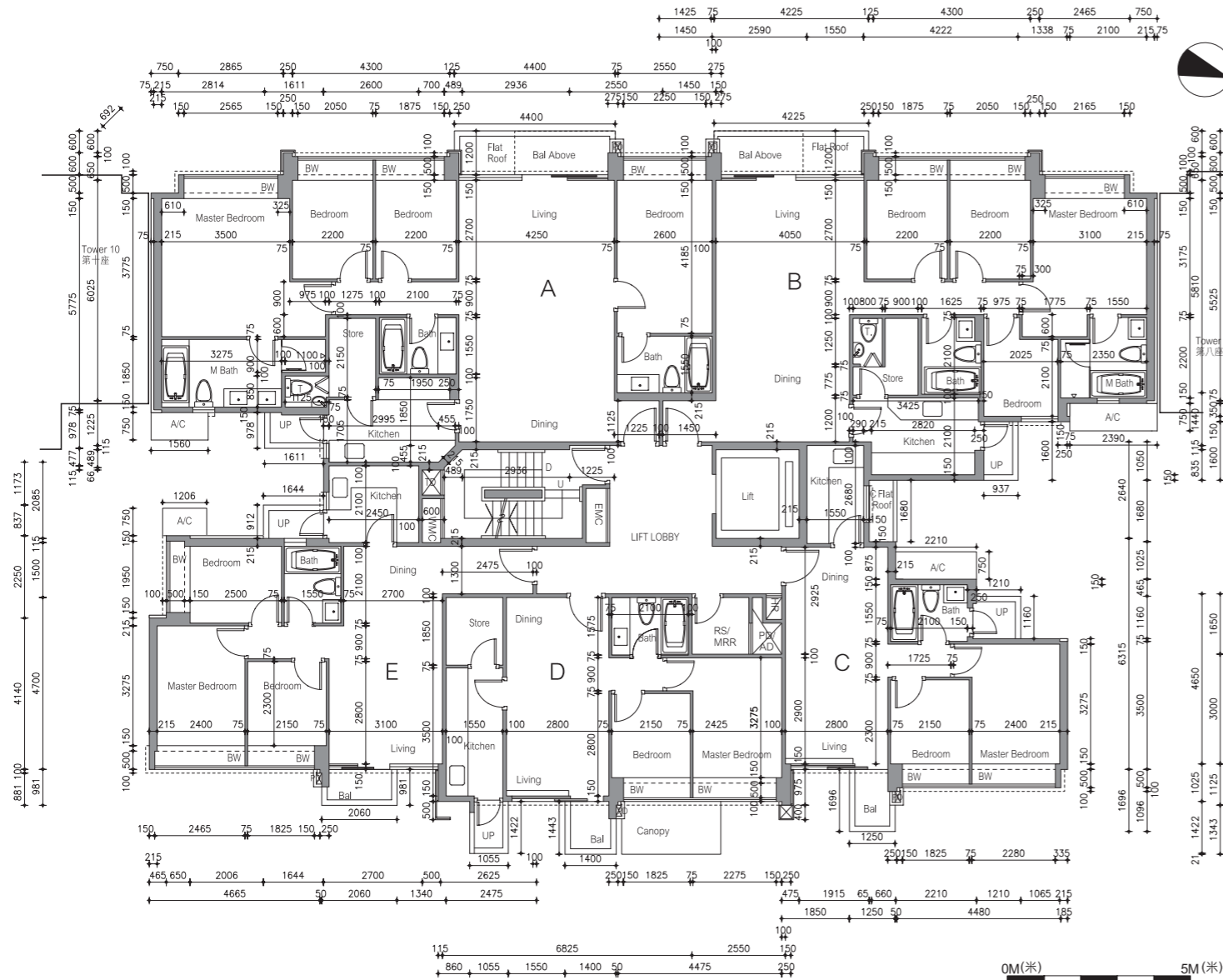
1. Floor-to-floor height (refer to the height between the top surface of the structural slab of a floor and the top surface of the structural slab of its immediate upper floor) of each residential property on G/F to 3/F is 3.5m except that for G/F of Units A and B is 3.31m and 3.5m, and that for G/F of Unit C is 3.0m and 3.5m.
 地下至三樓的每個住宅物業的層與層之間的高度(指該樓層之石屎地台面與上一層石屎地台面之高度距離)為3.5米, 惟A及B單位之地下為3.31米及3.5米, C單位之地下為3.0米及3.5米。
2. The thickness of the floor slabs (excluding plaster) of Units A, B, C & D is 135mm & 150mm.
 A, B, C及D單位之樓板厚度(不包括灰泥)為135毫米及150毫米。
3. The internal areas of the residential properties on the upper floors will generally be slightly larger than those on the lower floors because of the reducing thickness of the structural walls on the upper floors.
 因住宅物業的較高樓層的結構牆的厚度遞減, 較高樓層的內部面積, 一般比較低樓層的內部面積稍大。
4. The dimensions in the floor plans are all structural dimensions in millimetre.
 平面圖之尺規所列數字為以毫米標示之建築結構尺寸。

Note: The air-conditioning outdoor unit(s) for Unit B, C & D are respectively located at the garden of the units.
 備註: 地下B, C及D單位的分體式空調機的室外散熱機分別安裝於該單位的花園內。

Floor plans of residential properties in the development

發展項目的住宅物業的樓面平面圖

Tower 9 第九座 1st Floor Plan 一樓平面圖



LEGEND 圖例

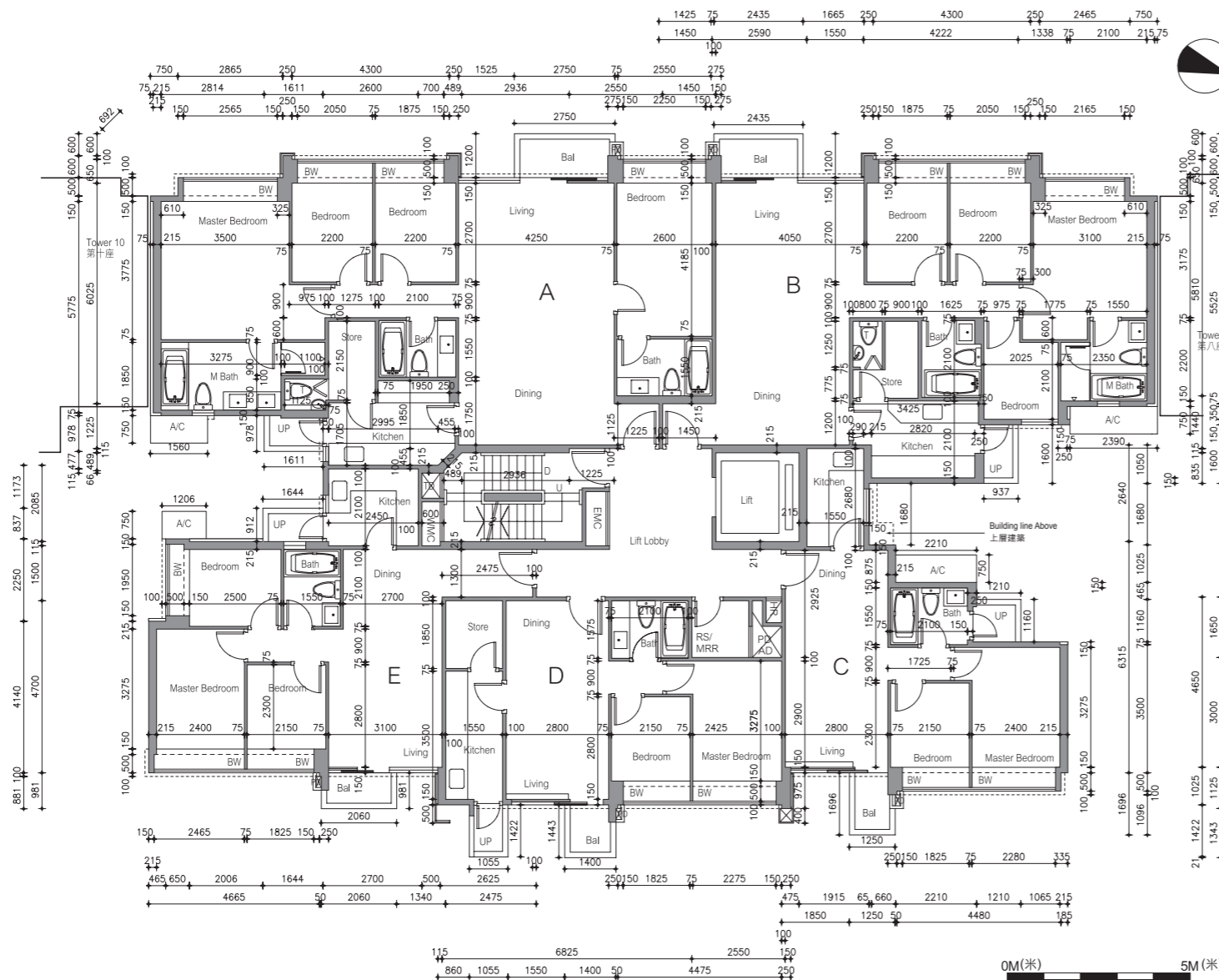
- A/C = Air Conditioner Platform = 空調機平台
- A/C Above = Air Conditioner Platform Above = 上層空調機平台
- A/C Plant Room = Air Conditioning Plant Room = 空調機房
- AD = Air / Ventilation Duct = 空氣管道/通風槽
- AF = Architectural Feature = 建築裝飾
- AF Above = Architectural Feature Above = 上層建築裝飾
- Bal = Balcony = 露台
- Bal Above = Balcony Above = 上層露台
- Bath = Bathroom = 浴室
- BW = Bay Window = 窗台
- BW Above = Bay Window Above = 上層窗台
- Bedroom = 睡房
- Canopy = 簷篷
- Canopy Above = 上層簷篷
- CABD Room = Communal Aerial Broadcast Distribution Room = 公共天線系統房
- C Flat Roof = Common Flat Roof = 公用平台
- C Roof = Common Roof = 公用天台
- D = Down = 下
- Dining = Dining Room / Area = 飯廳
- ELV = Low Voltage Electrical Duct / Cabinet = 低電壓管道/箱
- EMC = Electrical Meter Cabinet = 電錶箱
- EMR = Electrical Meter Room = 電錶房
- Family = Family Room / Area = 起居室
- FH = Fire Hydrant = 消防栓
- Flat Roof = 平台
- Floor Above = 上層樓面
- Garden = 花園
- HR = Hose Reel = 消防喉轆
- Kitchen = 廚房
- Lift = 升降機
- Lift Lobby = 升降機大堂
- Lift Machine Room = 升降機機房
- Living = Living Room / Area = 客廳
- M Bath = Master Bathroom = 主人浴室
- Master Bedroom = 主人睡房
- MV = Mechanical Ventilation = 機械通風
- Pantry = 備餐間
- PD = Pipe Duct = 喉管管道槽
- Planter = 花槽
- Ramp = 斜路
- RS / MRR = Refuse Storage / Material Recovery Room = 垃圾及物料回收房
- Roof = 天台
- Store / Sto = Store = 儲物房
- Study = Study Room = 書房
- TD = Telephone Duct = 電話線槽
- T / Lav = Toilet / Lavatory = 洗手間
- Top of A/C = Top of Cover for Air Conditioner = 下層空調機蓋頂
- Top of BW = Top of Bay Window = 下層窗台頂
- U = Up = 上
- Upper Roof = 天台高層
- UP = Utility Platform = 工作平台
- UP Above = Utility Platform Above = 上層工作平台
- Void = 中空
- WMC = Water Meter Cabinet = 水錶箱

1. Floor-to-floor height (refer to the height between the top surface of the structural slab of a floor and the top surface of the structural slab of its immediate upper floor) of each residential property on G/F to 3/F is 3.5m except that for G/F of Units A and B is 3.31m and 3.5m, and that for G/F of Unit C is 3.0m and 3.5m.
 地下至三樓的每個住宅物業的層與層之間的高度(指該樓層之石屎地台面與上一層石屎地台面之高度距離)為3.5米,惟A及B單位之地下為3.31米及3.5米,C單位之地下為3.0米及3.5米。
2. The thickness of the floor slabs (excluding plaster) of Units A, B, C, D & E is 135mm & 150mm.
 A, B, C, D及E單位之樓板厚度(不包括灰泥)為135毫米及150毫米。
3. The internal areas of the residential properties on the upper floors will generally be slightly larger than those on the lower floors because of the reducing thickness of the structural walls on the upper floors.
 因住宅物業的較高樓層的結構牆的厚度遞減,較高樓層的內部面積,一般比較低樓層的內部面積稍大。
4. The dimensions in the floor plans are all structural dimensions in millimetre.
 平面圖之尺規所列數字為以毫米標示之建築結構尺寸。

Floor plans of residential properties in the development

發展項目的住宅物業的樓面平面圖

Tower 9 第九座 2nd Floor Plan 二樓平面圖



LEGEND 圖例

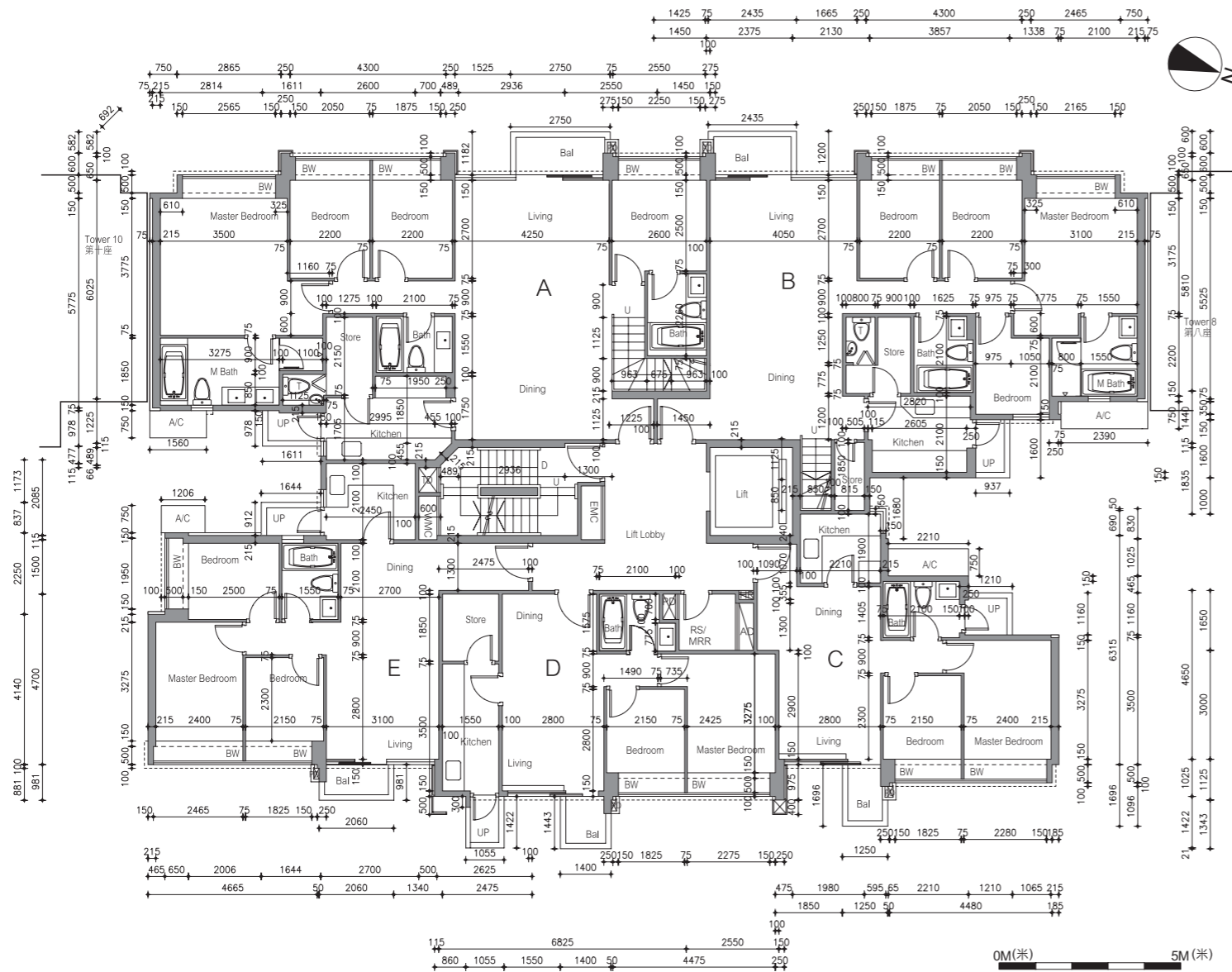
- A/C = Air Conditioner Platform = 空調機平台
- A/C Above = Air Conditioner Platform Above = 上層空調機平台
- A/C Plant Room = Air Conditioning Plant Room = 空調機房
- AD = Air / Ventilation Duct = 空氣管道/通風槽
- AF = Architectural Feature = 建築裝飾
- AF Above = Architectural Feature Above = 上層建築裝飾
- Bal = Balcony = 露台
- Bal Above = Balcony Above = 上層露台
- Bath = Bathroom = 浴室
- BW = Bay Window = 窗台
- BW Above = Bay Window Above = 上層窗台
- Bedroom = 睡房
- Canopy = 簷篷
- Canopy Above = 上層簷篷
- CABD Room = Communal Aerial Broadcast Distribution Room = 公共天線系統房
- C Flat Roof = Common Flat Roof = 公用平台
- C Roof = Common Roof = 公用天台
- D = Down = 下
- Dining = Dining Room / Area = 飯廳
- ELV = Low Voltage Electrical Duct / Cabinet = 低電壓管道/箱
- EMC = Electrical Meter Cabinet = 電錶箱
- EMR = Electrical Meter Room = 電錶房
- Family = Family Room / Area = 起居室
- FH = Fire Hydrant = 消防栓
- Flat Roof = 平台
- Floor Above = 上層樓面
- Garden = 花園
- HR = Hose Reel = 消防喉轆
- Kitchen = 廚房
- Lift = 升降機
- Lift Lobby = 升降機大堂
- Lift Machine Room = 升降機機房
- Living = Living Room / Area = 客廳
- M Bath = Master Bathroom = 主人浴室
- Master Bedroom = 主人睡房
- MV = Mechanical Ventilation = 機械通風
- Pantry = 備餐間
- PD = Pipe Duct = 喉管管道槽
- Planter = 花槽
- Ramp = 斜路
- RS / MRR = Refuse Storage / Material Recovery Room = 垃圾及物料回收房
- Roof = 天台
- Store / Sto = Store = 儲物房
- Study = Study Room = 書房
- TD = Telephone Duct = 電話線槽
- T / Lav = Toilet / Lavatory = 洗手間
- Top of A/C = Top of Cover for Air Conditioner = 下層空調機蓋頂
- Top of BW = Top of Bay Window = 下層窗台頂
- U = Up = 上
- Upper Roof = 天台高層
- UP = Utility Platform = 工作平台
- UP Above = Utility Platform Above = 上層工作平台
- Void = 中空
- WMC = Water Meter Cabinet = 水錶箱

1. Floor-to-floor height (refer to the height between the top surface of the structural slab of a floor and the top surface of the structural slab of its immediate upper floor) of each residential property on G/F to 3/F is 3.5m except that for G/F of Units A and B is 3.31m and 3.5m, and that for G/F of Unit C is 3.0m and 3.5m.
 地下至三樓的每個住宅物業的層與層之間的高度(指該樓層之石屎地台面與上一層石屎地台面之高度距離)為3.5米, 惟A及B單位之地下為3.31米及3.5米, C單位之地下為3.0米及3.5米。
2. The thickness of the floor slabs (excluding plaster) of Units A, B, C, D & E is 135mm & 150mm.
 A, B, C, D及E單位之樓板厚度(不包括灰泥)為135毫米及150毫米。
3. The internal areas of the residential properties on the upper floors will generally be slightly larger than those on the lower floors because of the reducing thickness of the structural walls on the upper floors.
 因住宅物業的較高樓層的結構牆的厚度遞減, 較高樓層的內部面積, 一般比較低樓層的內部面積稍大。
4. The dimensions in the floor plans are all structural dimensions in millimetre.
 平面圖之尺規所列數字為以毫米標示之建築結構尺寸。

Floor plans of residential properties in the development

發展項目的住宅物業的樓面平面圖

Tower 9 第九座 3rd Floor Plan 三樓平面圖



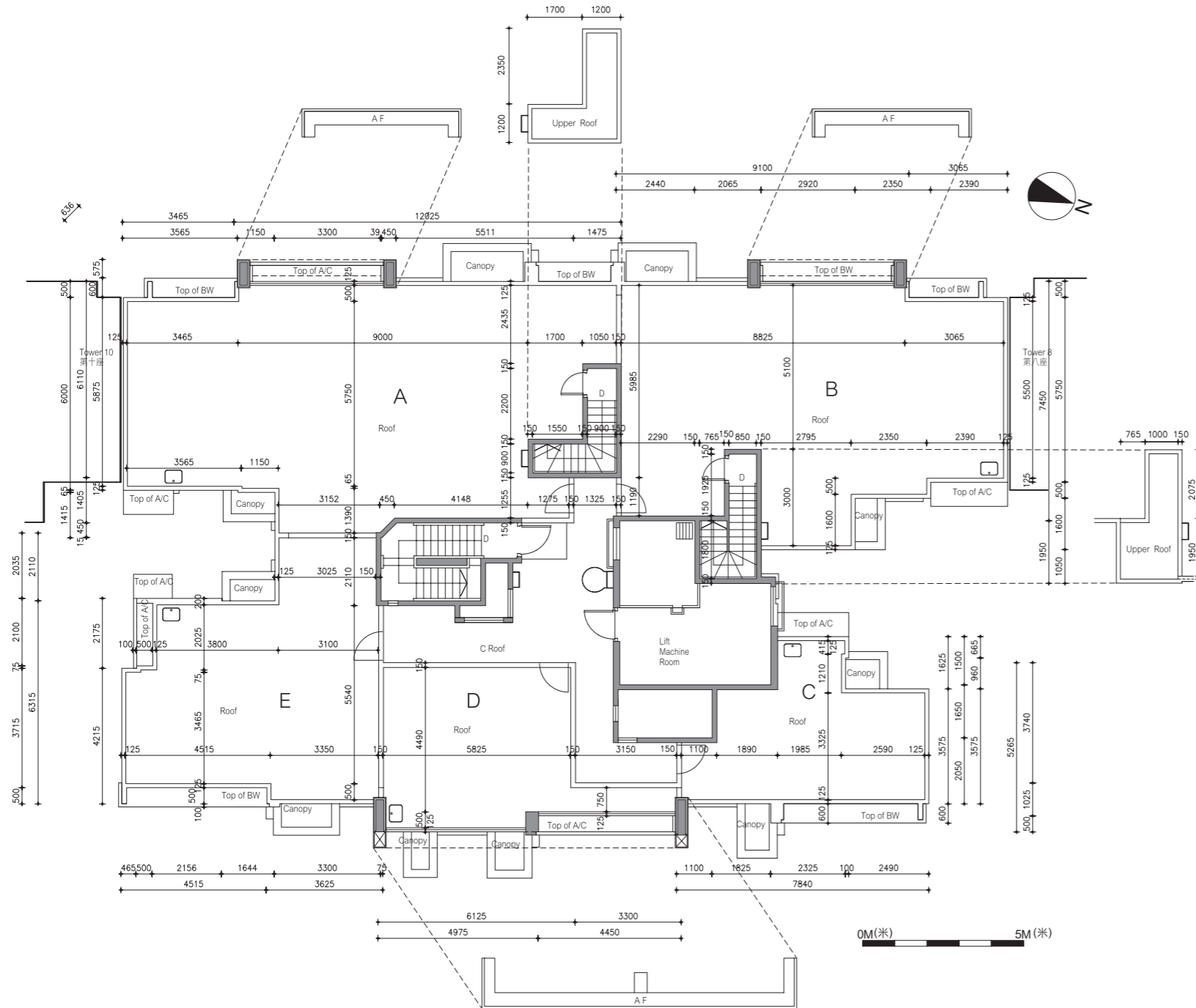
LEGEND 圖例

- A/C = Air Conditioner Platform = 空調機平台
- A/C Above = Air Conditioner Platform Above = 上層空調機平台
- A/C Plant Room = Air Conditioning Plant Room = 空調機房
- AD = Air / Ventilation Duct = 空氣管道/通風槽
- AF = Architectural Feature = 建築裝飾
- AF Above = Architectural Feature Above = 上層建築裝飾
- Bal = Balcony = 露台
- Bal Above = Balcony Above = 上層露台
- Bath = Bathroom = 浴室
- BW = Bay Window = 窗台
- BW Above = Bay Window Above = 上層窗台
- Bedroom = 睡房
- Canopy = 簷篷
- Canopy Above = 上層簷篷
- CABD Room = Communal Aerial Broadcast Distribution Room = 公共天線系統房
- C Flat Roof = Common Flat Roof = 公用平台
- C Roof = Common Roof = 公用天台
- D = Down = 下
- Dining = Dining Room / Area = 飯廳
- ELV = Low Voltage Electrical Duct / Cabinet = 低電壓管道/箱
- EMC = Electrical Meter Cabinet = 電錶箱
- EMR = Electrical Meter Room = 電錶房
- Family = Family Room / Area = 起居室
- FH = Fire Hydrant = 消防栓
- Flat Roof = 平台
- Floor Above = 上層樓面
- Garden = 花園
- HR = Hose Reel = 消防喉轆
- Kitchen = 廚房
- Lift = 升降機
- Lift Lobby = 升降機大堂
- Lift Machine Room = 升降機機房
- Living = Living Room / Area = 客廳
- M Bath = Master Bathroom = 主人浴室
- Master Bedroom = 主人睡房
- MV = Mechanical Ventilation = 機械通風
- Pantry = 備餐間
- PD = Pipe Duct = 喉管管道槽
- Planter = 花槽
- Ramp = 斜路
- RS / MRR = Refuse Storage / Material Recovery Room = 垃圾及物料回收房
- Roof = 天台
- Store / Sto = Store = 儲物房
- Study = Study Room = 書房
- TD = Telephone Duct = 電話線槽
- T / Lav = Toilet / Lavatory = 洗手間
- Top of A/C = Top of Cover for Air Conditioner = 下層空調機蓋頂
- Top of BW = Top of Bay Window = 下層窗台頂
- U = Up = 上
- Upper Roof = 天台高層
- UP = Utility Platform = 工作平台
- UP Above = Utility Platform Above = 上層工作平台
- Void = 中空
- WMC = Water Meter Cabinet = 水錶箱

1. Floor-to-floor height (refer to the height between the top surface of the structural slab of a floor and the top surface of the structural slab of its immediate upper floor) of each residential property on G/F to 3/F is 3.5m except that for G/F of Units A and B is 3.31m and 3.5m, and that for G/F of Unit C is 3.0m and 3.5m.
 地下至三樓的每個住宅物業的層與層之間的高度(指該樓層之石屎地台面與上一層石屎地台面之高度距離)為3.5米,惟A及B單位之地下為3.31米及3.5米,C單位之地下為3.0米及3.5米。
2. The thickness of the floor slabs (excluding plaster) of Units C & E is 135mm & 150mm, and that of Units A, B & D is 135mm, 150mm & 200mm.
 C及E單位之樓板厚度(不包括灰泥)為135毫米及150毫米,A,B及D單位之樓板厚度(不包括灰泥)為135毫米,150毫米及200毫米。
3. The internal areas of the residential properties on the upper floors will generally be slightly larger than those on the lower floors because of the reducing thickness of the structural walls on the upper floors.
 因住宅物業的較高樓層的結構牆的厚度遞減,較高樓層的內部面積,一般比較低樓層的內部面積稍大。
4. The dimensions in the floor plans are all structural dimensions in millimetre.
 平面圖之尺規所列數字為以毫米標示之建築結構尺寸。

Floor plans of residential properties in the development 發展項目的住宅物業的樓面平面圖

Tower 9 第九座 Roof Floor Plan 天台平面圖



LEGEND 圖例

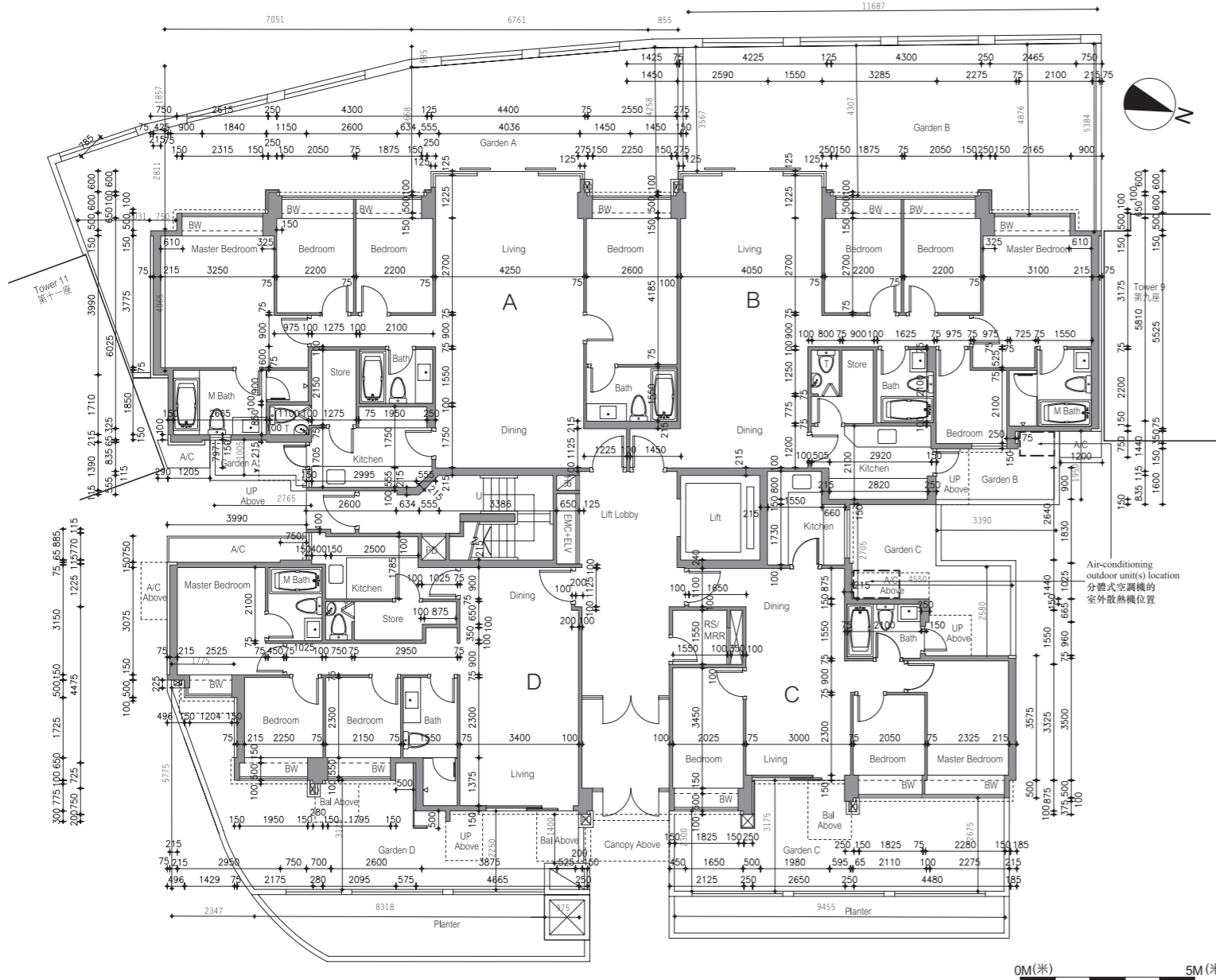
- A/C = Air Conditioner Platform = 空調機平台
- A/C Above = Air Conditioner Platform Above = 上層空調機平台
- A/C Plant Room = Air Conditioning Plant Room = 空調機房
- AD = Air / Ventilation Duct = 空氣管道/通風槽
- AF = Architectural Feature = 建築裝飾
- AF Above = Architectural Feature Above = 上層建築裝飾
- Bal = Balcony = 露台
- Bal Above = Balcony Above = 上層露台
- Bath = Bathroom = 浴室
- BW = Bay Window = 窗台
- BW Above = Bay Window Above = 上層窗台
- Bedroom = 睡房
- Canopy = 簷篷
- Canopy Above = 上層簷篷
- CABD Room = Communal Aerial Broadcast Distribution Room = 公共天線系統房
- C Flat Roof = Common Flat Roof = 公用平台
- C Roof = Common Roof = 公用天台
- D = Down = 下
- Dining = Dining Room / Area = 飯廳
- ELV = Low Voltage Electrical Duct / Cabinet = 低電壓管道/箱
- EMC = Electrical Meter Cabinet = 電錶箱
- EMR = Electrical Meter Room = 電錶房
- Family = Family Room / Area = 起居室
- FH = Fire Hydrant = 消防栓
- Flat Roof = 平台
- Floor Above = 上層樓面
- Garden = 花園
- HR = Hose Reel = 消防喉轆
- Kitchen = 廚房
- Lift = 升降機
- Lift Lobby = 升降機大堂
- Lift Machine Room = 升降機機房
- Living = Living Room / Area = 客廳
- M Bath = Master Bathroom = 主人浴室
- Master Bedroom = 主人睡房
- MV = Mechanical Ventilation = 機械通風
- Pantry = 備餐間
- PD = Pipe Duct = 喉管管道槽
- Planter = 花槽
- Ramp = 斜路
- RS / MRR = Refuse Storage / Material Recovery Room = 垃圾及物料回收房
- Roof = 天台
- Store / Sto = Store = 儲物房
- Study = Study Room = 書房
- TD = Telephone Duct = 電話線槽
- T / Lav = Toilet / Lavatory = 洗手間
- Top of A/C = Top of Cover for Air Conditioner = 下層空調機蓋頂
- Top of BW = Top of Bay Window = 下層窗台頂
- U = Up = 上
- Upper Roof = 天台高層
- UP = Utility Platform = 工作平台
- UP Above = Utility Platform Above = 上層工作平台
- Void = 中空
- WMC = Water Meter Cabinet = 水錶箱

1. Floor-to-floor height (refer to the height between the top surface of the structural slab of a floor and the top surface of the structural slab of its immediate upper floor) of the stairhood of Units A & B is 2.5m.
A及B單位之梯屋的層與層之間的高度(指該樓層之石屎地台面與上一層石屎地台面之高度距離)為2.5米。
2. The thickness of the floor slabs (excluding plaster) of the stairhood of Units A & B is 150mm.
A及B單位之梯屋的樓板厚度(不包括灰泥)為150毫米。
3. The internal areas of the residential properties on the upper floors will generally be slightly larger than those on the lower floors because of the reducing thickness of the structural walls on the upper floors.
因住宅物業的較高樓層的結構牆的厚度遞減,較高樓層的內部面積,一般比較低樓層的內部面積稍大。
4. The dimensions in the floor plans are all structural dimensions in millimetre.
平面圖之尺規所列數字為以毫米標示之建築結構尺寸。

Floor plans of residential properties in the development

發展項目的住宅物業的樓面平面圖

Tower 10 第十座 Ground Floor Plan 地下平面圖



Note: The air-conditioning outdoor unit(s) for Unit B & C are respectively located at the garden of the units.
備註：地下B及C單位的分體式空調機的室外散熱機分別安裝於該單位的花園內。

LEGEND 圖例

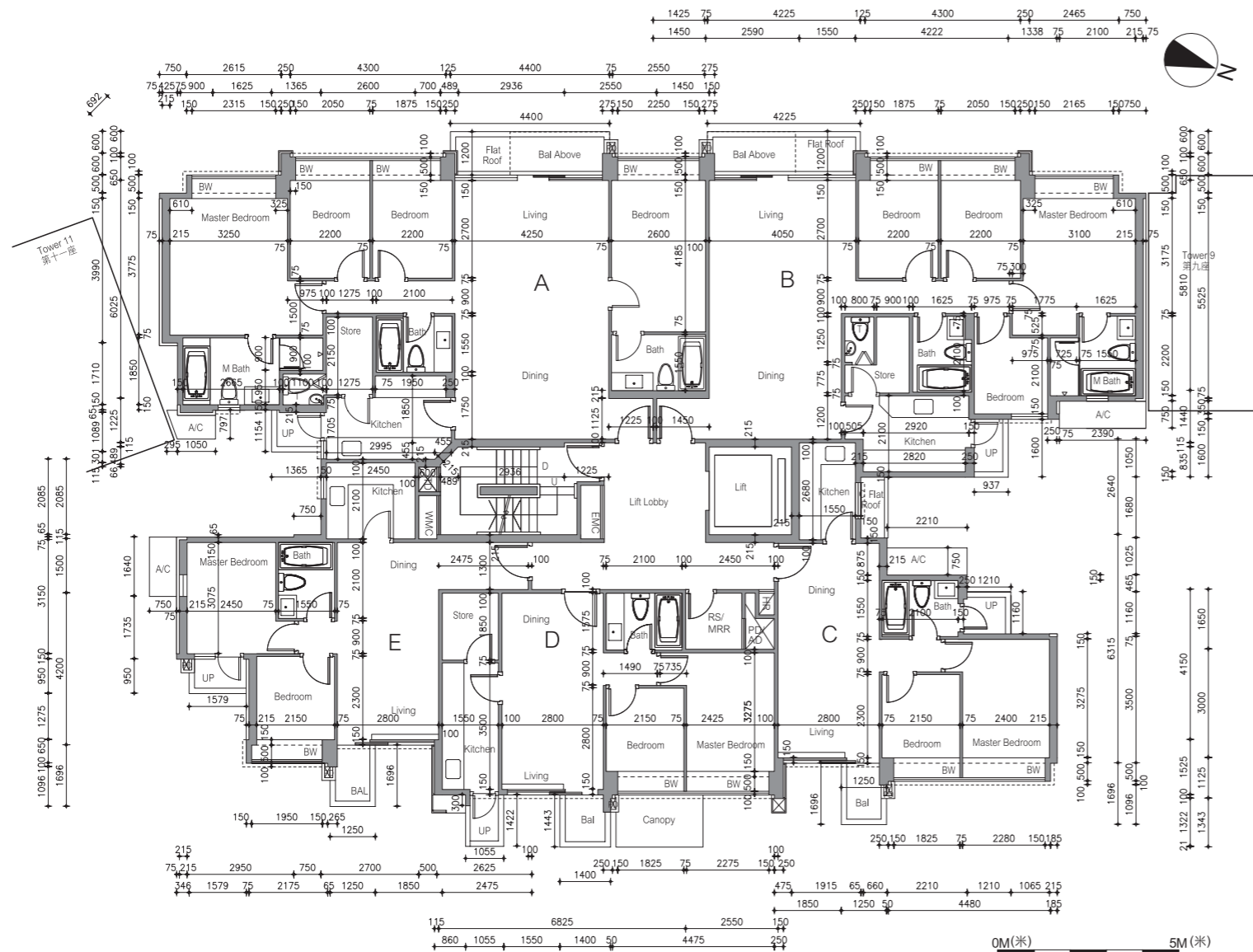
- A/C = Air Conditioner Platform = 空調機平台
- A/C Above = Air Conditioner Platform Above = 上層空調機平台
- A/C Plant Room = Air Conditioning Plant Room = 空調機房
- AD = Air / Ventilation Duct = 空氣管道/通風槽
- AF = Architectural Feature = 建築裝飾
- AF Above = Architectural Feature Above = 上層建築裝飾
- Bal = Balcony = 露台
- Bal Above = Balcony Above = 上層露台
- Bath = Bathroom = 浴室
- BW = Bay Window = 窗台
- BW Above = Bay Window Above = 上層窗台
- Bedroom = 睡房
- Canopy = 簷篷
- Canopy Above = 上層簷篷
- CABD Room = Communal Aerial Broadcast Distribution Room = 公共天線系統房
- C Flat Roof = Common Flat Roof = 公用平台
- C Roof = Common Roof = 公用天台
- D = Down = 下
- Dining = Dining Room / Area = 飯廳
- ELV = Low Voltage Electrical Duct / Cabinet = 低電壓管道/箱
- EMC = Electrical Meter Cabinet = 電錶箱
- EMR = Electrical Meter Room = 電錶房
- Family = Family Room / Area = 起居室
- FH = Fire Hydrant = 消防栓
- Flat Roof = 平台
- Floor Above = 上層樓面
- Garden = 花園
- HR = Hose Reel = 消防喉轆
- Kitchen = 廚房
- Lift = 升降機
- Lift Lobby = 升降機大堂
- Lift Machine Room = 升降機機房
- Living = Living Room / Area = 客廳
- M Bath = Master Bathroom = 主人浴室
- Master Bedroom = 主人睡房
- MV = Mechanical Ventilation = 機械通風
- Pantry = 備餐間
- PD = Pipe Duct = 喉管管道槽
- Planter = 花槽
- Ramp = 斜路
- RS / MRR = Refuse Storage / Material Recovery Room = 垃圾及物料回收房
- Roof = 天台
- Store / Sto = Store = 儲物房
- Study = Study Room = 書房
- TD = Telephone Duct = 電話線槽
- T / Lav = Toilet / Lavatory = 洗手間
- Top of A/C = Top of Cover for Air Conditioner = 下層空調機蓋頂
- Top of BW = Top of Bay Window = 下層窗台頂
- U = Up = 上
- Upper Roof = 天台高層
- UP = Utility Platform = 工作平台
- UP Above = Utility Platform Above = 上層工作平台
- Void = 中空
- WMC = Water Meter Cabinet = 水錶箱

1. Floor-to-floor height (refer to the height between the top surface of the structural slab of a floor and the top surface of the structural slab of its immediate upper floor) of each residential property on G/F to 3/F is 3.5m except that for G/F of Units A and B is 3.31m and 3.5m, and that for G/F of Unit C is 3.0m and 3.5m.
地下至三樓的每個住宅物業的層與層之間的高度（指該樓層之石屎地台面與上一層石屎地台面之高度距離）為3.5米，惟A及B單位之地下為3.31米及3.5米，C單位之地下為3.0米及3.5米。
2. The thickness of the floor slabs (excluding plaster) of Units A, B, C & D is 135mm & 150mm.
A, B, C及D單位之樓板厚度（不包括灰泥）為135毫米及150毫米。
3. The internal areas of the residential properties on the upper floors will generally be slightly larger than those on the lower floors because of the reducing thickness of the structural walls on the upper floors.
因住宅物業的較高樓層的結構牆的厚度遞減，較高樓層的內部面積，一般比較低樓層的內部面積稍大。
4. The dimensions in the floor plans are all structural dimensions in millimetre.
平面圖之尺規所列數字為以毫米標示之建築結構尺寸。

Floor plans of residential properties in the development

發展項目的住宅物業的樓面平面圖

Tower 10 第十座 1st Floor Plan 一樓平面圖



LEGEND 圖例

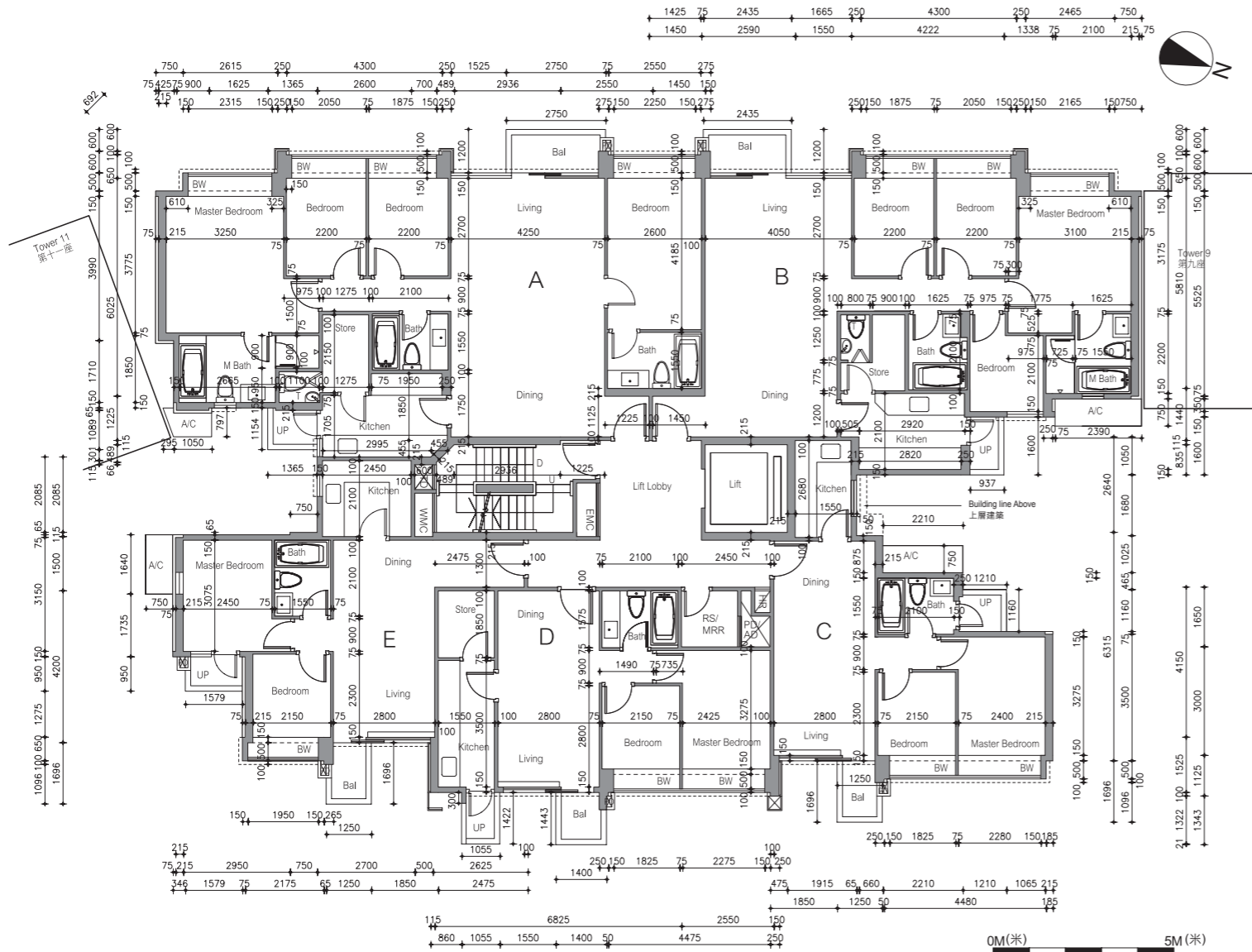
- A/C = Air Conditioner Platform = 空調機平台
- A/C Above = Air Conditioner Platform Above = 上層空調機平台
- A/C Plant Room = Air Conditioning Plant Room = 空調機房
- AD = Air / Ventilation Duct = 空氣管道/通風槽
- AF = Architectural Feature = 建築裝飾
- AF Above = Architectural Feature Above = 上層建築裝飾
- Bal = Balcony = 露台
- Bal Above = Balcony Above = 上層露台
- Bath = Bathroom = 浴室
- BW = Bay Window = 窗台
- BW Above = Bay Window Above = 上層窗台
- Bedroom = 睡房
- Canopy = 簷篷
- Canopy Above = 上層簷篷
- CABD Room = Communal Aerial Broadcast Distribution Room = 公共天線系統房
- C Flat Roof = Common Flat Roof = 公用平台
- C Roof = Common Roof = 公用天台
- D = Down = 下
- Dining = Dining Room / Area = 飯廳
- ELV = Low Voltage Electrical Duct / Cabinet = 低電壓管道/箱
- EMC = Electrical Meter Cabinet = 電錶箱
- EMR = Electrical Meter Room = 電錶房
- Family = Family Room / Area = 起居室
- FH = Fire Hydrant = 消防栓
- Flat Roof = 平台
- Floor Above = 上層樓面
- Garden = 花園
- HR = Hose Reel = 消防喉轆
- Kitchen = 廚房
- Lift = 升降機
- Lift Lobby = 升降機大堂
- Lift Machine Room = 升降機機房
- Living = Living Room / Area = 客廳
- M Bath = Master Bathroom = 主人浴室
- Master Bedroom = 主人睡房
- MV = Mechanical Ventilation = 機械通風
- Pantry = 備餐間
- PD = Pipe Duct = 喉管管道槽
- Planter = 花槽
- Ramp = 斜路
- RS / MRR = Refuse Storage / Material Recovery Room = 垃圾及物料回收房
- Roof = 天台
- Store / Sto = Store = 儲物房
- Study = Study Room = 書房
- TD = Telephone Duct = 電話線槽
- T / Lav = Toilet / Lavatory = 洗手間
- Top of A/C = Top of Cover for Air Conditioner = 下層空調機蓋頂
- Top of BW = Top of Bay Window = 下層窗台頂
- U = Up = 上
- Upper Roof = 天台高層
- UP = Utility Platform = 工作平台
- UP Above = Utility Platform Above = 上層工作平台
- Void = 中空
- WMC = Water Meter Cabinet = 水錶箱

1. Floor-to-floor height (refer to the height between the top surface of the structural slab of a floor and the top surface of the structural slab of its immediate upper floor) of each residential property on G/F to 3/F is 3.5m except that for G/F of Units A and B is 3.31m and 3.5m, and that for G/F of Unit C is 3.0m and 3.5m.
地下至三樓的每個住宅物業的層與層之間的高度（指該樓層之石屎地台面與上一層石屎地台面之高度距離）為3.5米，惟A及B單位之地下為3.31米及3.5米，C單位之地下為3.0米及3.5米。
2. The thickness of the floor slabs (excluding plaster) of Units A, B, C, D & E is 135mm & 150mm
A, B, C, D及E單位之樓板厚度（不包括灰泥）為135毫米及150毫米。
3. The internal areas of the residential properties on the upper floors will generally be slightly larger than those on the lower floors because of the reducing thickness of the structural walls on the upper floors.
因住宅物業的較高樓層的結構牆的厚度遞減，較高樓層的內部面積，一般比較低樓層的內部面積稍大。
4. The dimensions in the floor plans are all structural dimensions in millimetre.
平面圖之尺規所列數字為以毫米標示之建築結構尺寸。

Floor plans of residential properties in the development

發展項目的住宅物業的樓面平面圖

Tower 10 第十座 2nd Floor Plan 二樓平面圖



LEGEND 圖例

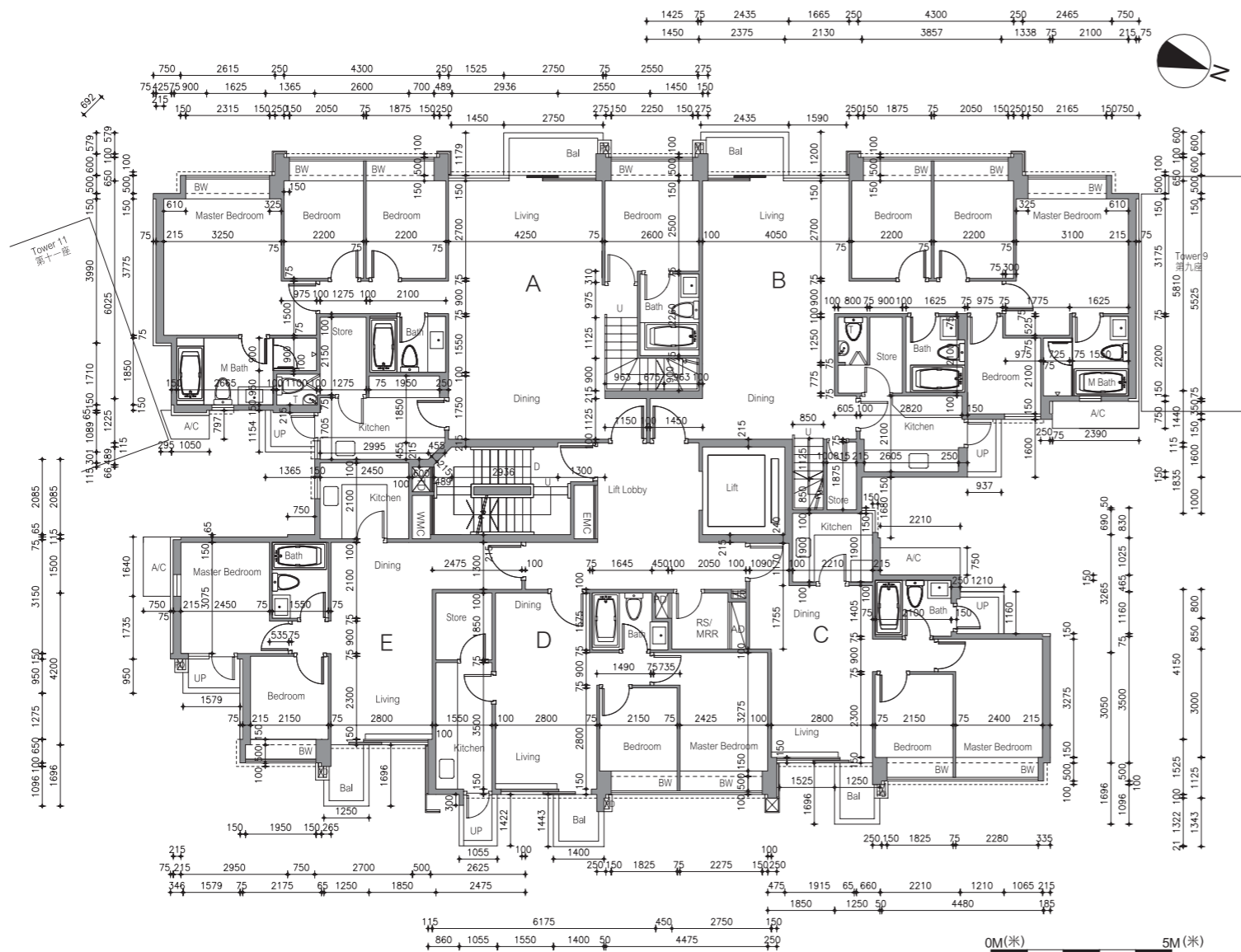
- A/C = Air Conditioner Platform = 空調機平台
- A/C Above = Air Conditioner Platform Above = 上層空調機平台
- A/C Plant Room = Air Conditioning Plant Room = 空調機房
- AD = Air / Ventilation Duct = 空氣管道/通風槽
- AF = Architectural Feature = 建築裝飾
- AF Above = Architectural Feature Above = 上層建築裝飾
- Bal = Balcony = 露台
- Bal Above = Balcony Above = 上層露台
- Bath = Bathroom = 浴室
- BW = Bay Window = 窗台
- BW Above = Bay Window Above = 上層窗台
- Bedroom = 睡房
- Canopy = 簷篷
- Canopy Above = 上層簷篷
- CABD Room = Communal Aerial Broadcast Distribution Room = 公共天線系統房
- C Flat Roof = Common Flat Roof = 公用平台
- C Roof = Common Roof = 公用天台
- D = Down = 下
- Dining = Dining Room / Area = 飯廳
- ELV = Low Voltage Electrical Duct / Cabinet = 低電壓管道/箱
- EMC = Electrical Meter Cabinet = 電錶箱
- EMR = Electrical Meter Room = 電錶房
- Family = Family Room / Area = 起居室
- FH = Fire Hydrant = 消防栓
- Flat Roof = 平台
- Floor Above = 上層樓面
- Garden = 花園
- HR = Hose Reel = 消防喉轆
- Kitchen = 廚房
- Lift = 升降機
- Lift Lobby = 升降機大堂
- Lift Machine Room = 升降機機房
- Living = Living Room / Area = 客廳
- M Bath = Master Bathroom = 主人浴室
- Master Bedroom = 主人睡房
- MV = Mechanical Ventilation = 機械通風
- Pantry = 備餐間
- PD = Pipe Duct = 喉管管道槽
- Planter = 花槽
- Ramp = 斜路
- RS / MRR = Refuse Storage / Material Recovery Room = 垃圾及物料回收房
- Roof = 天台
- Store / Sto = Store = 儲物房
- Study = Study Room = 書房
- TD = Telephone Duct = 電話線槽
- T / Lav = Toilet / Lavatory = 洗手間
- Top of A/C = Top of Cover for Air Conditioner = 下層空調機蓋頂
- Top of BW = Top of Bay Window = 下層窗台頂
- U = Up = 上
- Upper Roof = 天台高層
- UP = Utility Platform = 工作平台
- UP Above = Utility Platform Above = 上層工作平台
- Void = 中空
- WMC = Water Meter Cabinet = 水錶箱

1. Floor-to-floor height (refer to the height between the top surface of the structural slab of a floor and the top surface of the structural slab of its immediate upper floor) of each residential property on G/F to 3/F is 3.5m except that for G/F of Units A and B is 3.31m and 3.5m, and that for G/F of Unit C is 3.0m and 3.5m.
 地下至三樓的每個住宅物業的層與層之間的高度（指該樓層之石屎地台面與上一層石屎地台面之高度距離）為3.5米，惟A及B單位之地下為3.31米及3.5米，C單位之地下為3.0米及3.5米。
2. The thickness of the floor slabs (excluding plaster) of Units A, B, C, D & E is 135mm & 150mm
 A, B, C, D及E單位之樓板厚度（不包括灰泥）為135毫米及150毫米。
3. The internal areas of the residential properties on the upper floors will generally be slightly larger than those on the lower floors because of the reducing thickness of the structural walls on the upper floors.
 因住宅物業的較高樓層的結構牆的厚度遞減，較高樓層的內部面積，一般比較低樓層的內部面積稍大。
4. The dimensions in the floor plans are all structural dimensions in millimetre.
 平面圖之尺規所列數字為以毫米標示之建築結構尺寸。

Floor plans of residential properties in the development

發展項目的住宅物業的樓面平面圖

Tower 10 第十座 3rd Floor Plan 三樓平面圖



LEGEND 圖例

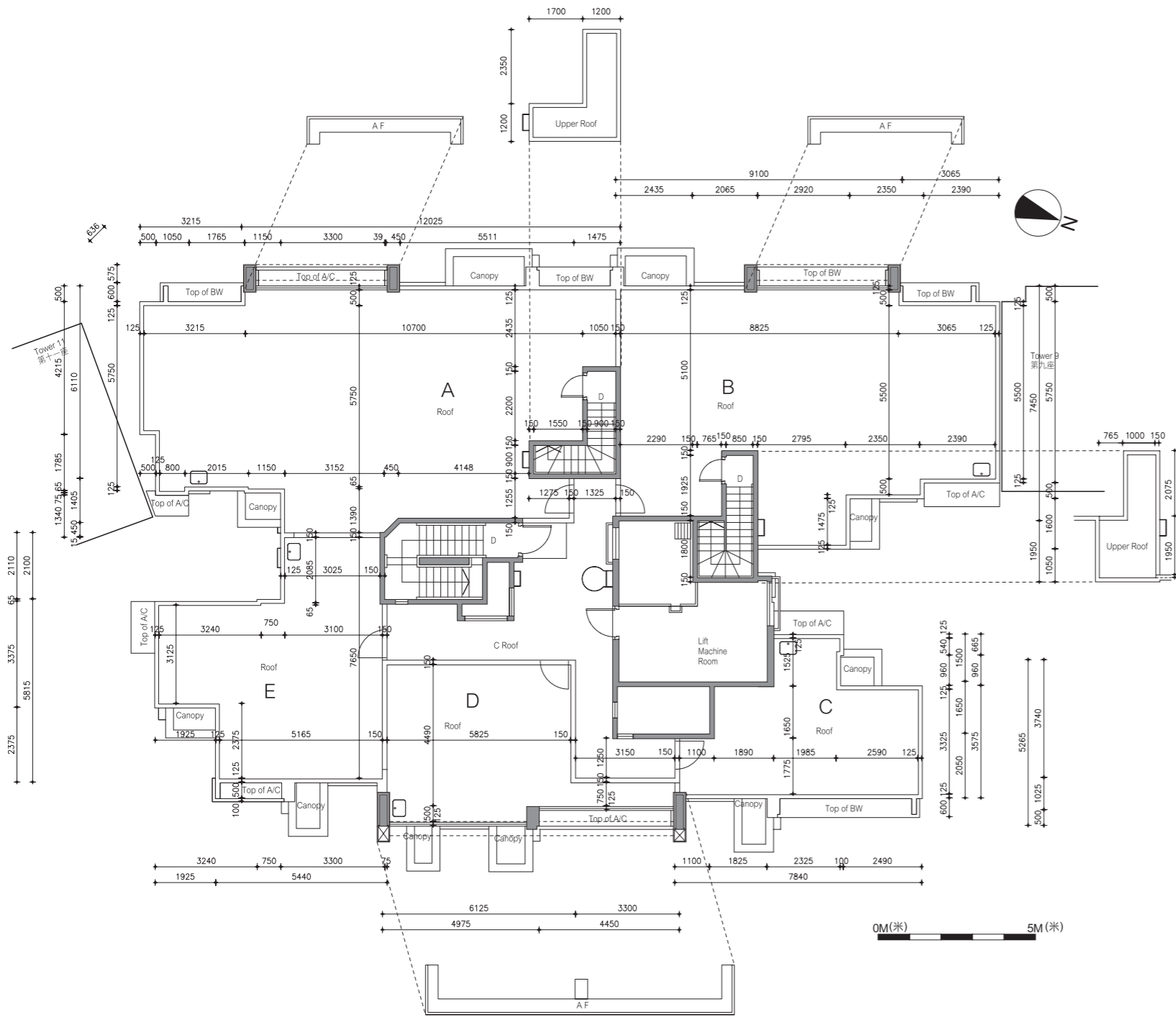
- A/C = Air Conditioner Platform = 空調機平台
- A/C Above = Air Conditioner Platform Above = 上層空調機平台
- A/C Plant Room = Air Conditioning Plant Room = 空調機房
- AD = Air / Ventilation Duct = 空氣管道/通風槽
- AF = Architectural Feature = 建築裝飾
- AF Above = Architectural Feature Above = 上層建築裝飾
- Bal = Balcony = 露台
- Bal Above = Balcony Above = 上層露台
- Bath = Bathroom = 浴室
- BW = Bay Window = 窗台
- BW Above = Bay Window Above = 上層窗台
- Bedroom = 睡房
- Canopy = 簷篷
- Canopy Above = 上層簷篷
- CABD Room = Communal Aerial Broadcast Distribution Room = 公共天線系統房
- C Flat Roof = Common Flat Roof = 公用平台
- C Roof = Common Roof = 公用天台
- D = Down = 下
- Dining = Dining Room / Area = 飯廳
- ELV = Low Voltage Electrical Duct / Cabinet = 低電壓管道/箱
- EMC = Electrical Meter Cabinet = 電錶箱
- EMR = Electrical Meter Room = 電錶房
- Family = Family Room / Area = 起居室
- FH = Fire Hydrant = 消防栓
- Flat Roof = 平台
- Floor Above = 上層樓面
- Garden = 花園
- HR = Hose Reel = 消防喉轆
- Kitchen = 廚房
- Lift = 升降機
- Lift Lobby = 升降機大堂
- Lift Machine Room = 升降機機房
- Living = Living Room / Area = 客廳
- M Bath = Master Bathroom = 主人浴室
- Master Bedroom = 主人睡房
- MV = Mechanical Ventilation = 機械通風
- Pantry = 備餐間
- PD = Pipe Duct = 喉管管道槽
- Planter = 花槽
- Ramp = 斜路
- RS / MRR = Refuse Storage / Material Recovery Room = 垃圾及物料回收房
- Roof = 天台
- Store / Sto = Store = 儲物房
- Study = Study Room = 書房
- TD = Telephone Duct = 電話線槽
- T / Lav = Toilet / Lavatory = 洗手間
- Top of A/C = Top of Cover for Air Conditioner = 下層空調機蓋頂
- Top of BW = Top of Bay Window = 下層窗台頂
- U = Up = 上
- Upper Roof = 天台高層
- UP = Utility Platform = 工作平台
- UP Above = Utility Platform Above = 上層工作平台
- Void = 中空
- WMC = Water Meter Cabinet = 水錶箱

1. Floor-to-floor height (refer to the height between the top surface of the structural slab of a floor and the top surface of the structural slab of its immediate upper floor) of each residential property on G/F to 3/F is 3.5m except that for G/F of Units A and B is 3.31m and 3.5m, and that for G/F of Unit C is 3.0m and 3.5m.
地下至三樓的每個住宅物業的層與層之間的高度（指該樓層之石屎地台面與上一層石屎地台面之高度距離）為3.5米，惟A及B單位之地下為3.31米及3.5米，C單位之地下為3.0米及3.5米。
2. The thickness of the floor slabs (excluding plaster) of Units C & E is 135mm & 150mm, and that of Units A, B & D is 135mm, 150mm & 200mm.
C及E單位之樓板厚度（不包括灰泥）為135毫米及150毫米，A、B及D單位之樓板厚度（不包括灰泥）為135毫米，150毫米及200毫米。
3. The internal areas of the residential properties on the upper floors will generally be slightly larger than those on the lower floors because of the reducing thickness of the structural walls on the upper floors.
因住宅物業的較高樓層的結構牆的厚度遞減，較高樓層的內部面積，一般比較低樓層的內部面積稍大。
4. The dimensions in the floor plans are all structural dimensions in millimetre.
平面圖之尺規所列數字為以毫米標示之建築結構尺寸。

Floor plans of residential properties in the development

發展項目的住宅物業的樓面平面圖

Tower 10 第十座 Roof Floor Plan 天台平面圖



LEGEND 圖例

- A/C = Air Conditioner Platform = 空調機平台
- A/C Above = Air Conditioner Platform Above = 上層空調機平台
- A/C Plant Room = Air Conditioning Plant Room = 空調機房
- AD = Air / Ventilation Duct = 空氣管道/通風槽
- AF = Architectural Feature = 建築裝飾
- AF Above = Architectural Feature Above = 上層建築裝飾
- Bal = Balcony = 露台
- Bal Above = Balcony Above = 上層露台
- Bath = Bathroom = 浴室
- BW = Bay Window = 窗台
- BW Above = Bay Window Above = 上層窗台
- Bedroom = 睡房
- Canopy = 簷篷
- Canopy Above = 上層簷篷
- CABD Room = Communal Aerial Broadcast Distribution Room = 公共天線系統房
- C Flat Roof = Common Flat Roof = 公用平台
- C Roof = Common Roof = 公用天台
- D = Down = 下
- Dining = Dining Room / Area = 飯廳
- ELV = Low Voltage Electrical Duct / Cabinet = 低電壓管道/箱
- EMC = Electrical Meter Cabinet = 電錶箱
- EMR = Electrical Meter Room = 電錶房
- Family = Family Room / Area = 起居室
- FH = Fire Hydrant = 消防栓
- Flat Roof = 平台
- Floor Above = 上層樓面
- Garden = 花園
- HR = Hose Reel = 消防喉轆
- Kitchen = 廚房
- Lift = 升降機
- Lift Lobby = 升降機大堂
- Lift Machine Room = 升降機機房
- Living = Living Room / Area = 客廳
- M Bath = Master Bathroom = 主人浴室
- Master Bedroom = 主人睡房
- MV = Mechanical Ventilation = 機械通風
- Pantry = 備餐間
- PD = Pipe Duct = 喉管管道槽
- Planter = 花槽
- Ramp = 斜路
- RS / MRR = Refuse Storage / Material Recovery Room = 垃圾及物料回收房
- Roof = 天台
- Store / Sto = Store = 儲物房
- Study = Study Room = 書房
- TD = Telephone Duct = 電話線槽
- T / Lav = Toilet / Lavatory = 洗手間
- Top of A/C = Top of Cover for Air Conditioner = 下層空調機蓋頂
- Top of BW = Top of Bay Window = 下層窗台頂
- U = Up = 上
- Upper Roof = 天台高層
- UP = Utility Platform = 工作平台
- UP Above = Utility Platform Above = 上層工作平台
- Void = 中空
- WMC = Water Meter Cabinet = 水錶箱

1. Floor-to-floor height (refer to the height between the top surface of the structural slab of a floor and the top surface of the structural slab of its immediate upper floor) of the stairhood of Units A & B is 2.5m.
A及B單位之梯屋的層與層之間的高度（指該樓層之石屎地台面與上一層石屎地台面之高度距離）為2.5米。
2. The thickness of the floor slabs (excluding plaster) of the stairhood of Units A & B is 150mm.
A及B單位之梯屋的樓板厚度（不包括灰泥）為150毫米。
3. The internal areas of the residential properties on the upper floors will generally be slightly larger than those on the lower floors because of the reducing thickness of the structural walls on the upper floors.
因住宅物業的較高樓層的結構牆的厚度遞減，較高樓層的內部面積，一般比較低樓層的內部面積稍大。
4. The dimensions in the floor plans are all structural dimensions in millimetre.
平面圖之尺規所列數字為以毫米標示之建築結構尺寸。

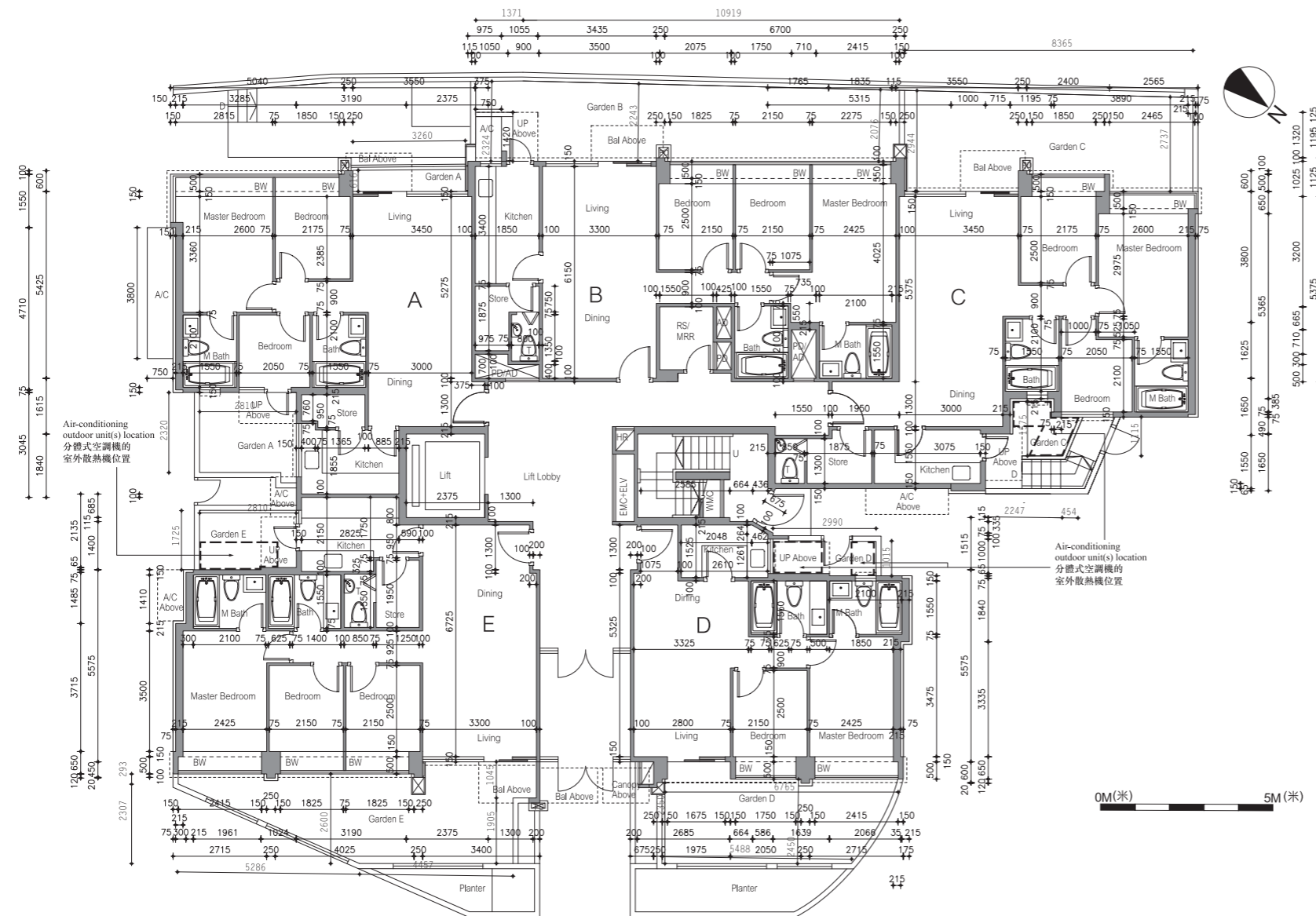
Floor plans of residential properties in the development

發展項目的住宅物業的樓面平面圖

Tower 11 第十一座 Ground Floor Plan 地下平面圖

LEGEND 圖例

- A/C = Air Conditioner Platform = 空調機平台
- A/C Above = Air Conditioner Platform Above = 上層空調機平台
- A/C Plant Room = Air Conditioning Plant Room = 空調機房
- AD = Air / Ventilation Duct = 空氣管道/通風槽
- AF = Architectural Feature = 建築裝飾
- AF Above = Architectural Feature Above = 上層建築裝飾
- Bal = Balcony = 露台
- Bal Above = Balcony Above = 上層露台
- Bath = Bathroom = 浴室
- BW = Bay Window = 窗台
- BW Above = Bay Window Above = 上層窗台
- Bedroom = 睡房
- Canopy = 簷篷
- Canopy Above = 上層簷篷
- CABD Room = Communal Aerial Broadcast Distribution Room = 公共天線系統房
- C Flat Roof = Common Flat Roof = 公用平台
- C Roof = Common Roof = 公用天台
- D = Down = 下
- Dining = Dining Room / Area = 飯廳
- ELV = Low Voltage Electrical Duct / Cabinet = 低電壓管道/箱
- EMC = Electrical Meter Cabinet = 電錶箱
- EMR = Electrical Meter Room = 電錶房
- Family = Family Room / Area = 起居室
- FH = Fire Hydrant = 消防栓
- Flat Roof = 平台
- Floor Above = 上層樓面
- Garden = 花園
- HR = Hose Reel = 消防喉轆
- Kitchen = 廚房
- Lift = 升降機
- Lift Lobby = 升降機大堂
- Lift Machine Room = 升降機機房
- Living = Living Room / Area = 客廳
- M Bath = Master Bathroom = 主人浴室
- Master Bedroom = 主人睡房
- MV = Mechanical Ventilation = 機械通風
- Pantry = 備餐間
- PD = Pipe Duct = 喉管管道槽
- Planter = 花槽
- Ramp = 斜路
- RS / MRR = Refuse Storage / Material Recovery Room = 垃圾及物料回收房
- Roof = 天台
- Store / Sto = Store = 儲物房
- Study = Study Room = 書房
- TD = Telephone Duct = 電話線槽
- T / Lav = Toilet / Lavatory = 洗手間
- Top of A/C = Top of Cover for Air Conditioner = 下層空調機蓋頂
- Top of BW = Top of Bay Window = 下層窗台頂
- U = Up = 上
- Upper Roof = 天台高層
- UP = Utility Platform = 工作平台
- UP Above = Utility Platform Above = 上層工作平台
- Void = 中空
- WMC = Water Meter Cabinet = 水錶箱



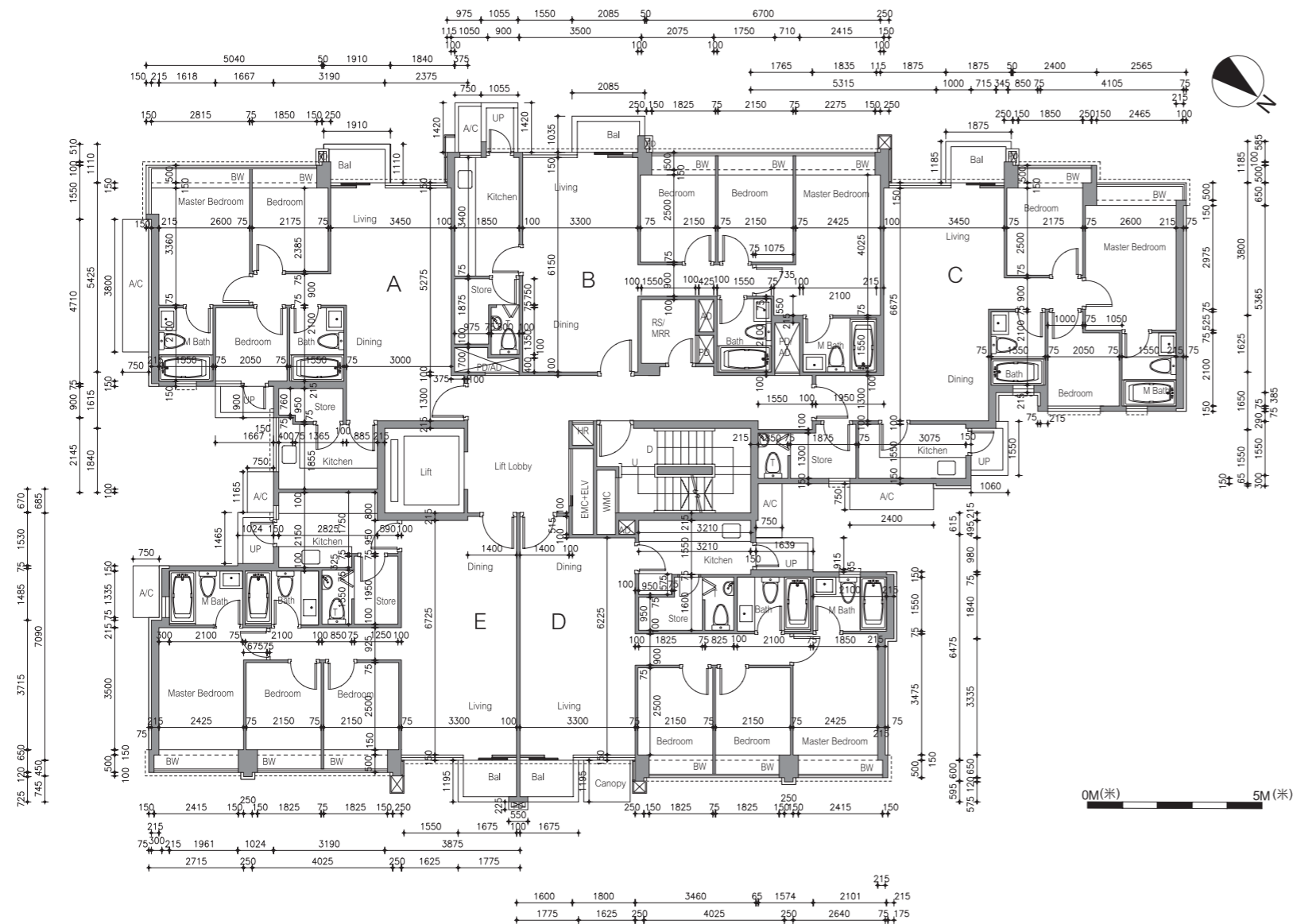
Note: The air-conditioning outdoor unit(s) for Unit C, D & E are respectively located at the garden of the units.
備註：地下C、D及E單位的分體式空調機的室外散熱機分別安裝於該單位的花園內。

1. Floor-to-floor height (refer to the height between the top surface of the structural slab of a floor and the top surface of the structural slab of its immediate upper floor) of each residential property on G/F to 3/F is 3.5m. 地下至三樓的每個住宅物業的層與層之間的高度（指該樓層之石屎地台面與上一層石屎地台面之高度距離）為3.5米。
2. The thickness of the floor slabs (excluding plaster) of Units A & C is 130mm, 135mm & 150mm, that of Units D & E is 135mm & 150mm, and that of Unit B is 135mm, 150mm & 175mm. A及C單位之樓板厚度（不包括灰泥）為130毫米，135毫米及150毫米，D及E單位之樓板厚度（不包括灰泥）為135毫米及150毫米，B單位之樓板厚度（不包括灰泥）為135毫米，150毫米及175毫米。
3. The internal areas of the residential properties on the upper floors will generally be slightly larger than those on the lower floors because of the reducing thickness of the structural walls on the upper floors. 因住宅物業的較高樓層的結構牆的厚度遞減，較高樓層的內部面積，一般比較低樓層的內部面積稍大。
4. The dimensions in the floor plans are all structural dimensions in millimetre. 平面圖之尺規所列數字為以毫米標示之建築結構尺寸。

Floor plans of residential properties in the development

發展項目的住宅物業的樓面平面圖

Tower 11 第十一座 1st Floor Plan 一樓平面圖



LEGEND 圖例

- A/C = Air Conditioner Platform = 空調機平台
- A/C Above = Air Conditioner Platform Above = 上層空調機平台
- A/C Plant Room = Air Conditioning Plant Room = 空調機房
- AD = Air / Ventilation Duct = 空氣管道/通風槽
- AF = Architectural Feature = 建築裝飾
- AF Above = Architectural Feature Above = 上層建築裝飾
- Bal = Balcony = 露台
- Bal Above = Balcony Above = 上層露台
- Bath = Bathroom = 浴室
- BW = Bay Window = 窗台
- BW Above = Bay Window Above = 上層窗台
- Bedroom = 睡房
- Canopy = 簷篷
- Canopy Above = 上層簷篷
- CABD Room = Communal Aerial Broadcast Distribution Room = 公共天線系統房
- C Flat Roof = Common Flat Roof = 公用平台
- C Roof = Common Roof = 公用天台
- D = Down = 下
- Dining = Dining Room / Area = 飯廳
- ELV = Low Voltage Electrical Duct / Cabinet = 低電壓管道/箱
- EMC = Electrical Meter Cabinet = 電錶箱
- EMR = Electrical Meter Room = 電錶房
- Family = Family Room / Area = 起居室
- FH = Fire Hydrant = 消防栓
- Flat Roof = 平台
- Floor Above = 上層樓面
- Garden = 花園
- HR = Hose Reel = 消防喉轆
- Kitchen = 廚房
- Lift = 升降機
- Lift Lobby = 升降機大堂
- Lift Machine Room = 升降機機房
- Living = Living Room / Area = 客廳
- M Bath = Master Bathroom = 主人浴室
- Master Bedroom = 主人睡房
- MV = Mechanical Ventilation = 機械通風
- Pantry = 備餐間
- PD = Pipe Duct = 喉管管道槽
- Planter = 花槽
- Ramp = 斜路
- RS / MRR = Refuse Storage / Material Recovery Room = 垃圾及物料回收房
- Roof = 天台
- Store / Sto = Store = 儲物房
- Study = Study Room = 書房
- TD = Telephone Duct = 電話線槽
- T / Lav = Toilet / Lavatory = 洗手間
- Top of A/C = Top of Cover for Air Conditioner = 下層空調機蓋頂
- Top of BW = Top of Bay Window = 下層窗台頂
- U = Up = 上
- Upper Roof = 天台高層
- UP = Utility Platform = 工作平台
- UP Above = Utility Platform Above = 上層工作平台
- Void = 中空
- WMC = Water Meter Cabinet = 水錶箱

1. Floor-to-floor height (refer to the height between the top surface of the structural slab of a floor and the top surface of the structural slab of its immediate upper floor) of each residential property on G/F to 3/F is 3.5m. 地下至三樓的每個住宅物業的層與層之間的高度（指該樓層之石屎地面與上一層石屎地面之高度距離）為3.5米。
2. The thickness of the floor slabs (excluding plaster) of Units A & C is 130mm, 135mm & 150mm, that of Units D & E is 135mm, 150mm & 200mm, and that of Unit B is 135mm, 150mm & 175mm. A及C單位之樓板厚度（不包括灰泥）為130毫米，135毫米及150毫米，D及E單位之樓板厚度（不包括灰泥）為135毫米，150毫米及200毫米，B單位之樓板厚度（不包括灰泥）為135毫米，150毫米及175毫米。
3. The internal areas of the residential properties on the upper floors will generally be slightly larger than those on the lower floors because of the reducing thickness of the structural walls on the upper floors. 因住宅物業的較高樓層的結構牆的厚度遞減，較高樓層的內部面積，一般比較低樓層的內部面積稍大。
4. The dimensions in the floor plans are all structural dimensions in millimetre. 平面圖之尺規所列數字為以毫米標示之建築結構尺寸。

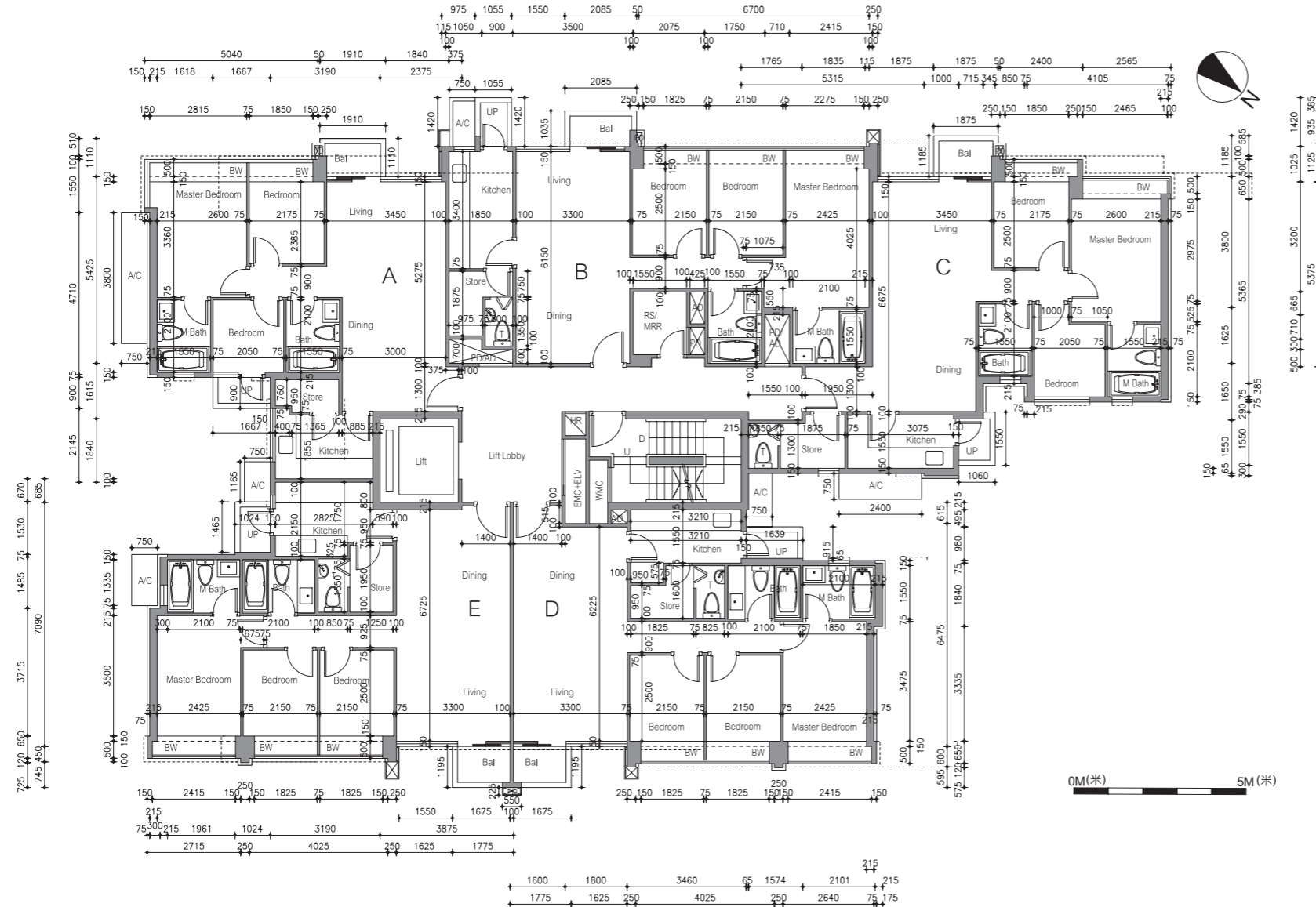
Floor plans of residential properties in the development

發展項目的住宅物業的樓面平面圖

Tower 11 第十一座 2nd-3rd Floor Plan 二至三樓平面圖

LEGEND 圖例

- A/C = Air Conditioner Platform = 空調機平台
- A/C Above = Air Conditioner Platform Above = 上層空調機平台
- A/C Plant Room = Air Conditioning Plant Room = 空調機房
- AD = Air / Ventilation Duct = 空氣管道/通風槽
- AF = Architectural Feature = 建築裝飾
- AF Above = Architectural Feature Above = 上層建築裝飾
- Bal = Balcony = 露台
- Bal Above = Balcony Above = 上層露台
- Bath = Bathroom = 浴室
- BW = Bay Window = 窗台
- BW Above = Bay Window Above = 上層窗台
- Bedroom = 睡房
- Canopy = 簷篷
- Canopy Above = 上層簷篷
- CABD Room = Communal Aerial Broadcast Distribution Room = 公共天線系統房
- C Flat Roof = Common Flat Roof = 公用平台
- C Roof = Common Roof = 公用天台
- D = Down = 下
- Dining = Dining Room / Area = 飯廳
- ELV = Low Voltage Electrical Duct / Cabinet = 低電壓管道/箱
- EMC = Electrical Meter Cabinet = 電錶箱
- EMR = Electrical Meter Room = 電錶房
- Family = Family Room / Area = 起居室
- FH = Fire Hydrant = 消防栓
- Flat Roof = 平台
- Floor Above = 上層樓面
- Garden = 花園
- HR = Hose Reel = 消防喉轆
- Kitchen = 廚房
- Lift = 升降機
- Lift Lobby = 升降機大堂
- Lift Machine Room = 升降機機房
- Living = Living Room / Area = 客廳
- M Bath = Master Bathroom = 主人浴室
- Master Bedroom = 主人睡房
- MV = Mechanical Ventilation = 機械通風
- Pantry = 備餐間
- PD = Pipe Duct = 喉管管道槽
- Planter = 花槽
- Ramp = 斜路
- RS / MRR = Refuse Storage / Material Recovery Room = 垃圾及物料回收房
- Roof = 天台
- Store / Sto = Store = 儲物房
- Study = Study Room = 書房
- TD = Telephone Duct = 電話線槽
- T / Lav = Toilet / Lavatory = 洗手間
- Top of A/C = Top of Cover for Air Conditioner = 下層空調機蓋頂
- Top of BW = Top of Bay Window = 下層窗台頂
- U = Up = 上
- Upper Roof = 天台高層
- UP = Utility Platform = 工作平台
- UP Above = Utility Platform Above = 上層工作平台
- Void = 中空
- WMC = Water Meter Cabinet = 水錶箱

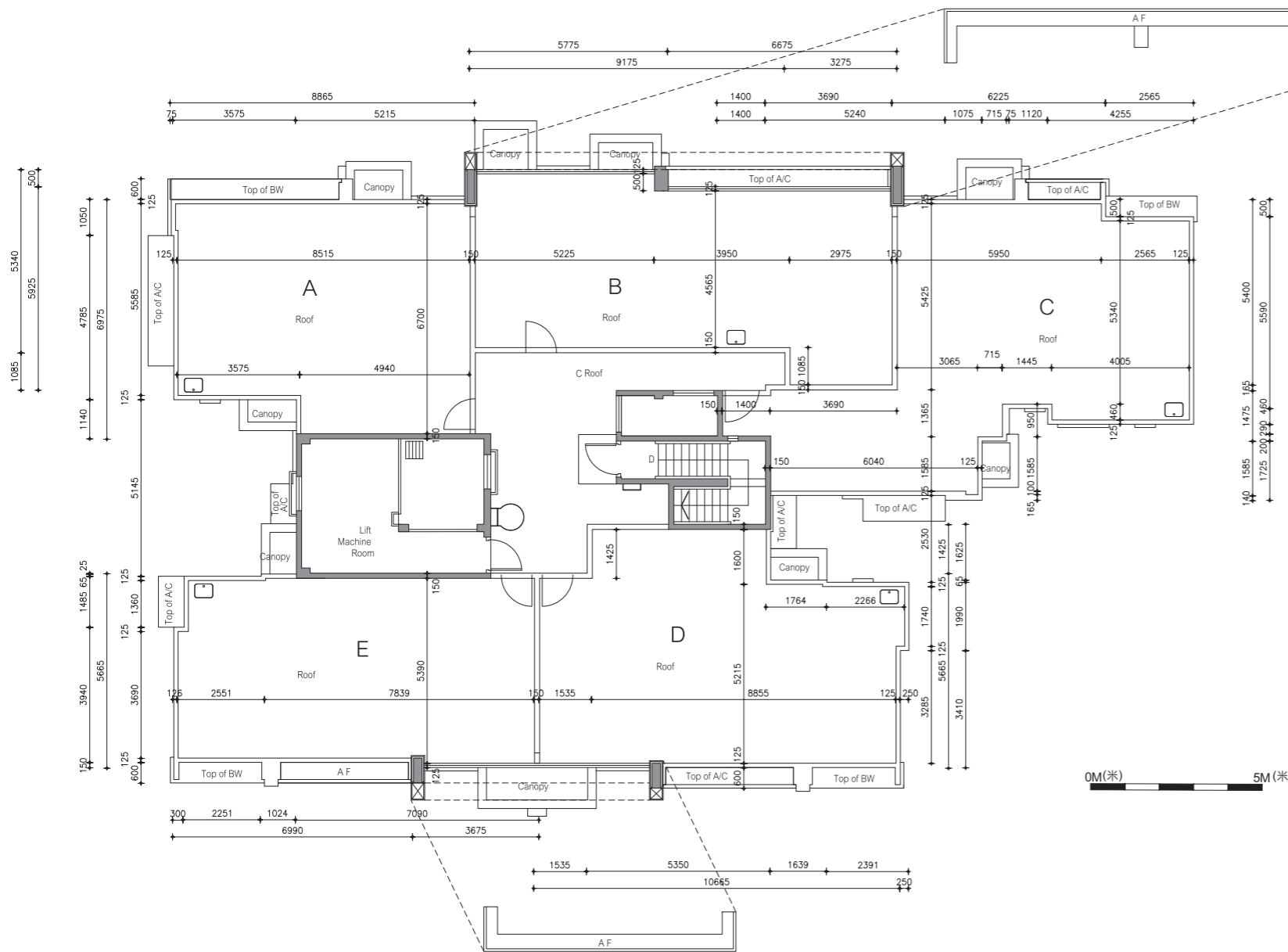


1. Floor-to-floor height (refer to the height between the top surface of the structural slab of a floor and the top surface of the structural slab of its immediate upper floor) of each residential property on G/F to 3/F is 3.5m. 地下至三樓的每個住宅物業的層與層之間的高度（指該樓層之石屎地台面與上一層石屎地台面之高度距離）為3.5米。
2. The thickness of the floor slabs (excluding plaster) of 2/F Units A & C is 130mm, 135mm & 150mm, that of 3/F Units A & C is 135mm & 150mm, that of 2/F Unit B is 135mm, 150mm & 175mm, and that of 2/F Units D & E and 3/F Units B, D & E is 135mm, 150mm & 200mm. 二樓A及C單位之樓板厚度（不包括灰泥）為130毫米，135毫米及150毫米，三樓A及C單位之樓板厚度（不包括灰泥）為135毫米及150毫米，二樓B單位之樓板厚度（不包括灰泥）為135毫米，150毫米及175毫米，二樓D及E單位，三樓B，D及E單位之樓板厚度（不包括灰泥）為135毫米，150毫米及200毫米。
3. The internal areas of the residential properties on the upper floors will generally be slightly larger than those on the lower floors because of the reducing thickness of the structural walls on the upper floors. 因住宅物業的較高樓層的結構牆的厚度遞減，較高樓層的內部面積，一般比較低樓層的內部面積稍大。
4. The dimensions in the floor plans are all structural dimensions in millimetre. 平面圖之尺規所列數字為以毫米標示之建築結構尺寸。

Floor plans of residential properties in the development

發展項目的住宅物業的樓面平面圖

Tower 11 第十一座 Roof Floor Plan 天台平面圖



LEGEND 圖例

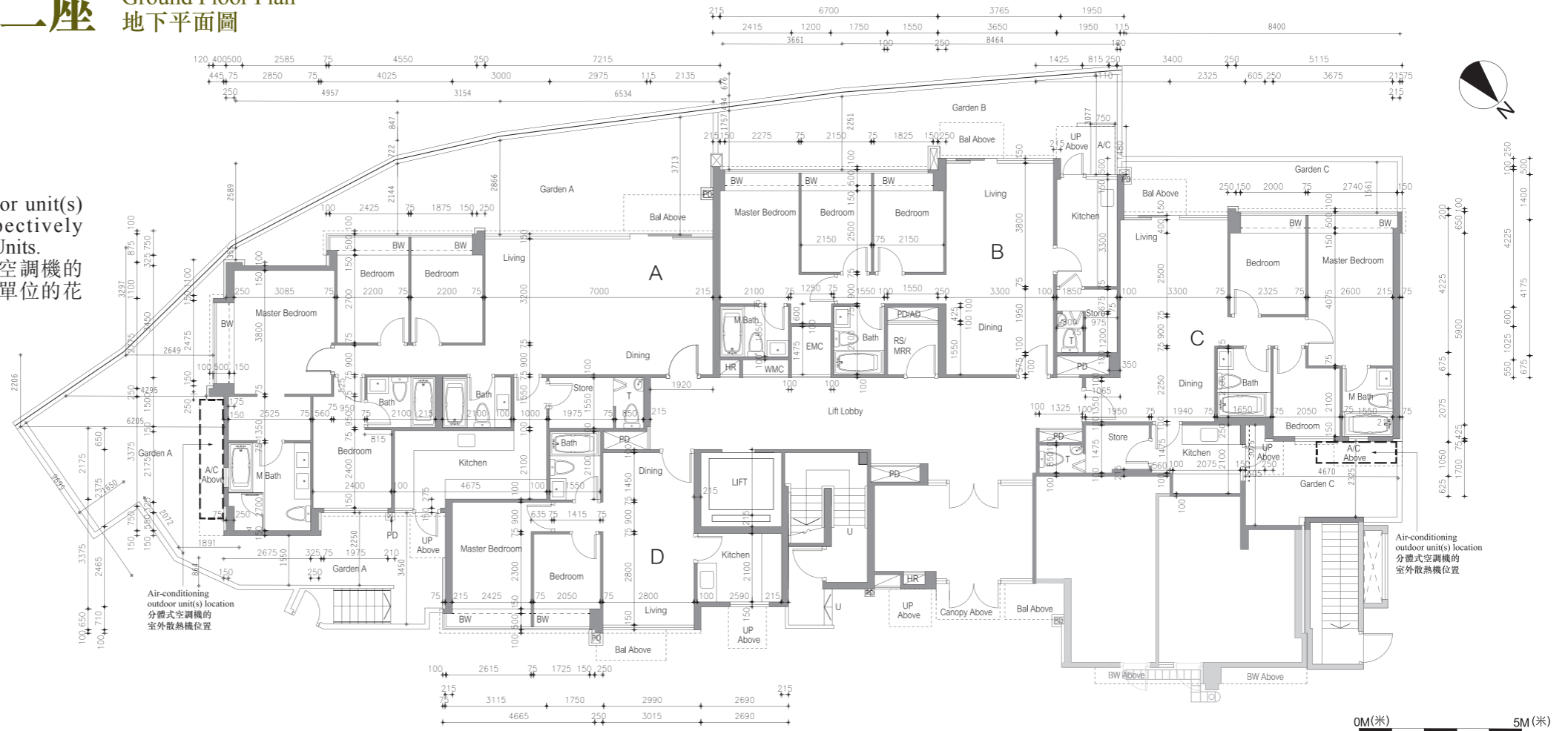
- A/C = Air Conditioner Platform = 空調機平台
- A/C Above = Air Conditioner Platform Above = 上層空調機平台
- A/C Plant Room = Air Conditioning Plant Room = 空調機房
- AD = Air / Ventilation Duct = 空氣管道/通風槽
- AF = Architectural Feature = 建築裝飾
- AF Above = Architectural Feature Above = 上層建築裝飾
- Bal = Balcony = 露台
- Bal Above = Balcony Above = 上層露台
- Bath = Bathroom = 浴室
- BW = Bay Window = 窗台
- BW Above = Bay Window Above = 上層窗台
- Bedroom = 睡房
- Canopy = 簷篷
- Canopy Above = 上層簷篷
- CABD Room = Communal Aerial Broadcast Distribution Room = 公共天線系統房
- C Flat Roof = Common Flat Roof = 公用平台
- C Roof = Common Roof = 公用天台
- D = Down = 下
- Dining = Dining Room / Area = 飯廳
- ELV = Low Voltage Electrical Duct / Cabinet = 低電壓管道/箱
- EMC = Electrical Meter Cabinet = 電錶箱
- EMR = Electrical Meter Room = 電錶房
- Family = Family Room / Area = 起居室
- FH = Fire Hydrant = 消防栓
- Flat Roof = 平台
- Floor Above = 上層樓面
- Garden = 花園
- HR = Hose Reel = 消防喉轆
- Kitchen = 廚房
- Lift = 升降機
- Lift Lobby = 升降機大堂
- Lift Machine Room = 升降機機房
- Living = Living Room / Area = 客廳
- M Bath = Master Bathroom = 主人浴室
- Master Bedroom = 主人睡房
- MV = Mechanical Ventilation = 機械通風
- Pantry = 備餐間
- PD = Pipe Duct = 喉管管道槽
- Planter = 花槽
- Ramp = 斜路
- RS / MRR = Refuse Storage / Material Recovery Room = 垃圾及物料回收房
- Roof = 天台
- Store / Sto = Store = 儲物房
- Study = Study Room = 書房
- TD = Telephone Duct = 電話線槽
- T / Lav = Toilet / Lavatory = 洗手間
- Top of A/C = Top of Cover for Air Conditioner = 下層空調機蓋頂
- Top of BW = Top of Bay Window = 下層窗台頂
- U = Up = 上
- Upper Roof = 天台高層
- UP = Utility Platform = 工作平台
- UP Above = Utility Platform Above = 上層工作平台
- Void = 中空
- WMC = Water Meter Cabinet = 水錶箱

1. Floor-to-floor height : Not applicable.
層與層之間的高度：不適用。
2. The thickness of the floor slabs (excluding plaster) : Not applicable.
樓板（不包括灰泥）的厚度：不適用。
3. The internal areas of the residential properties on the upper floors will generally be slightly larger than those on the lower floors because of the reducing thickness of the structural walls on the upper floors.
因住宅物業的較高樓層的結構牆的厚度遞減，較高樓層的內部面積，一般比較低樓層的內部面積稍大。
4. The dimensions in the floor plans are all structural dimensions in millimetre.
平面圖之尺規所列數字為以毫米標示之建築結構尺寸。

Floor plans of residential properties in the development 發展項目的住宅物業的樓面平面圖

Tower 12 第十二座 Ground Floor Plan 地下平面圖

Note: The air-conditioning outdoor unit(s) for Unit A & C are respectively located at the garden of the Units.
備註：地下A及C單位的分體式空調機的室外散熱機分別安裝於該單位的花園內。



LEGEND 圖例

A/C = Air Conditioner Platform = 空調機平台
A/C Above = Air Conditioner Platform Above = 上層空調機平台
A/C Plant Room = Air Conditioning Plant Room = 空調機房
AD = Air / Ventilation Duct = 空氣管道/通風槽
AF = Architectural Feature = 建築裝飾
AF Above = Architectural Feature Above = 上層建築裝飾
Bal = Balcony = 露台
Bal Above = Balcony Above = 上層露台
Bath = Bathroom = 浴室
BW = Bay Window = 窗台
BW Above = Bay Window Above = 上層窗台
Bedroom = 睡房
Canopy = 簷篷
Canopy Above = 上層簷篷
CABD Room = Communal Aerial Broadcast Distribution Room = 公共天線系統房
C Flat Roof = Common Flat Roof = 公用平台
C Roof = Common Roof = 公用天台
D = Down = 下
Dining = Dining Room / Area = 飯廳
ELV = Low Voltage Electrical Duct / Cabinet = 低電壓管道/箱
EMC = Electrical Meter Cabinet = 電錶箱
EMR = Electrical Meter Room = 電錶房
Family = Family Room / Area = 起居室
FH = Fire Hydrant = 消防栓
Flat Roof = 平台
Floor Above = 上層樓面
Garden = 花園

HR = Hose Reel = 消防喉轆
Kitchen = 廚房
Lift = 升降機
Lift Lobby = 升降機大堂
Lift Machine Room = 升降機機房
Living = Living Room / Area = 客廳
M Bath = Master Bathroom = 主人浴室
Master Bedroom = 主人睡房
MV = Mechanical Ventilation = 機械通風
Pantry = 備餐間
PD = Pipe Duct = 喉管管道槽
Planter = 花槽
Ramp = 斜路
RS / MRR = Refuse Storage / Material Recovery Room = 垃圾及物料回收房
Roof = 天台
Store / Sto = Store = 儲物房
Study = Study Room = 書房
TD = Telephone Duct = 電話線槽
T / Lav = Toilet / Lavatory = 洗手間
Top of A/C = Top of Cover for Air Conditioner = 下層空調機蓋頂
Top of BW = Top of Bay Window = 下層窗台頂
U = Up = 上
Upper Roof = 天台高層
UP = Utility Platform = 工作平台
UP Above = Utility Platform Above = 上層工作平台
Void = 中空
WMC = Water Meter Cabinet = 水錶箱

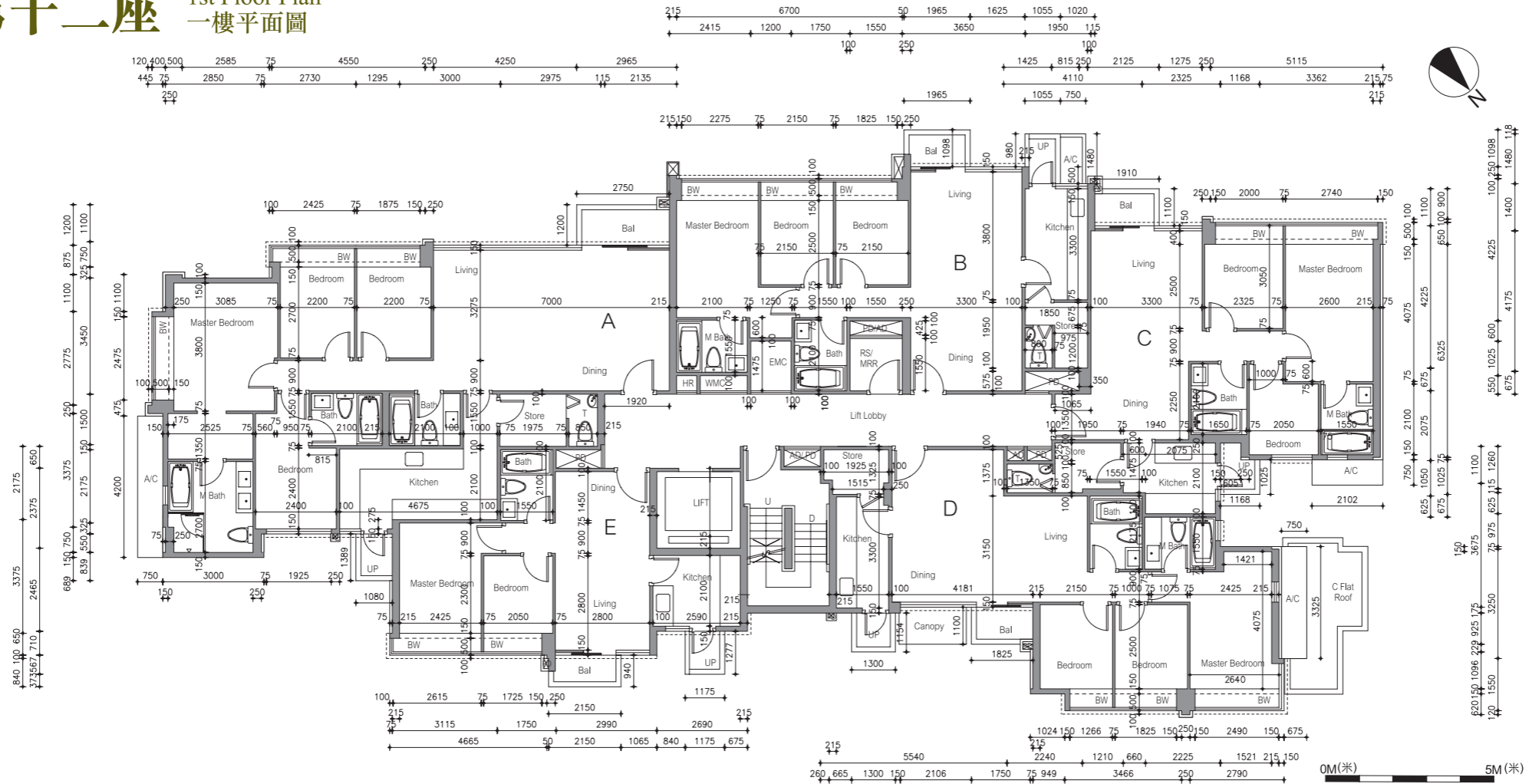
UP = Utility Platform = 工作平台
UP Above = Utility Platform Above = 上層工作平台
Void = 中空
WMC = Water Meter Cabinet = 水錶箱

1. Floor-to-floor height (refer to the height between the top surface of the structural slab of a floor and the top surface of the structural slab of its immediate upper floor) of each residential property on G/F to 3/F is 3.5m.
地下至三樓的每個住宅物業的層與層之間的高度（指該樓層之石屎地台面與上一層石屎地台面之高度距離）為3.5米
2. The thickness of the floor slabs (excluding plaster) of Unit C is 130mm, 135mm & 150mm, that of Units A & B is 135mm & 150mm, and that of Unit D is 150mm.
C單位之樓板厚度（不包括灰泥）為130毫米，135毫米及150毫米，A及B單位之樓板厚度（不包括灰泥）為135毫米及150毫米，D單位之樓板厚度（不包括灰泥）為150毫米。
3. The internal areas of the residential properties on the upper floors will generally be slightly larger than those on the lower floors because of the reducing thickness of the structural walls on the upper floors. 因住宅物業的較高樓層的結構牆的厚度遞減，較高樓層的內部面積，一般比較低樓層的內部面積稍大。
4. The dimensions in the floor plans are all structural dimensions in millimetre.
平面圖之尺規所列數字為以毫米標示之建築結構尺寸。

Floor plans of residential properties in the development

發展項目的住宅物業的樓面平面圖

Tower 12 第十二座 1st Floor Plan 一樓平面圖



LEGEND 圖例

A/C = Air Conditioner Platform = 空調機平台
 A/C Above = Air Conditioner Platform Above = 上層空調機平台
 A/C Plant Room = Air Conditioning Plant Room = 空調機房
 AD = Air / Ventilation Duct = 空氣管道/通風槽
 AF = Architectural Feature = 建築裝飾
 AF Above = Architectural Feature Above = 上層建築裝飾
 Bal = Balcony = 露台
 Bal Above = Balcony Above = 上層露台
 Bath = Bathroom = 浴室
 BW = Bay Window = 窗台
 BW Above = Bay Window Above = 上層窗台
 Bedroom = 睡房
 Canopy = 簷篷
 Canopy Above = 上層簷篷
 CABD Room = Communal Aerial Broadcast Distribution Room = 公共天線系統房
 C Flat Roof = Common Flat Roof = 公用平台
 C Roof = Common Roof = 公用天台
 D = Down = 下
 Dining = Dining Room / Area = 飯廳
 ELV = Low Voltage Electrical Duct / Cabinet = 低電壓管道/箱
 EMC = Electrical Meter Cabinet = 電錶箱
 EMR = Electrical Meter Room = 電錶房
 Family = Family Room / Area = 起居室
 FH = Fire Hydrant = 消防栓
 Flat Roof = 平台
 Floor Above = 上層樓面
 Garden = 花園

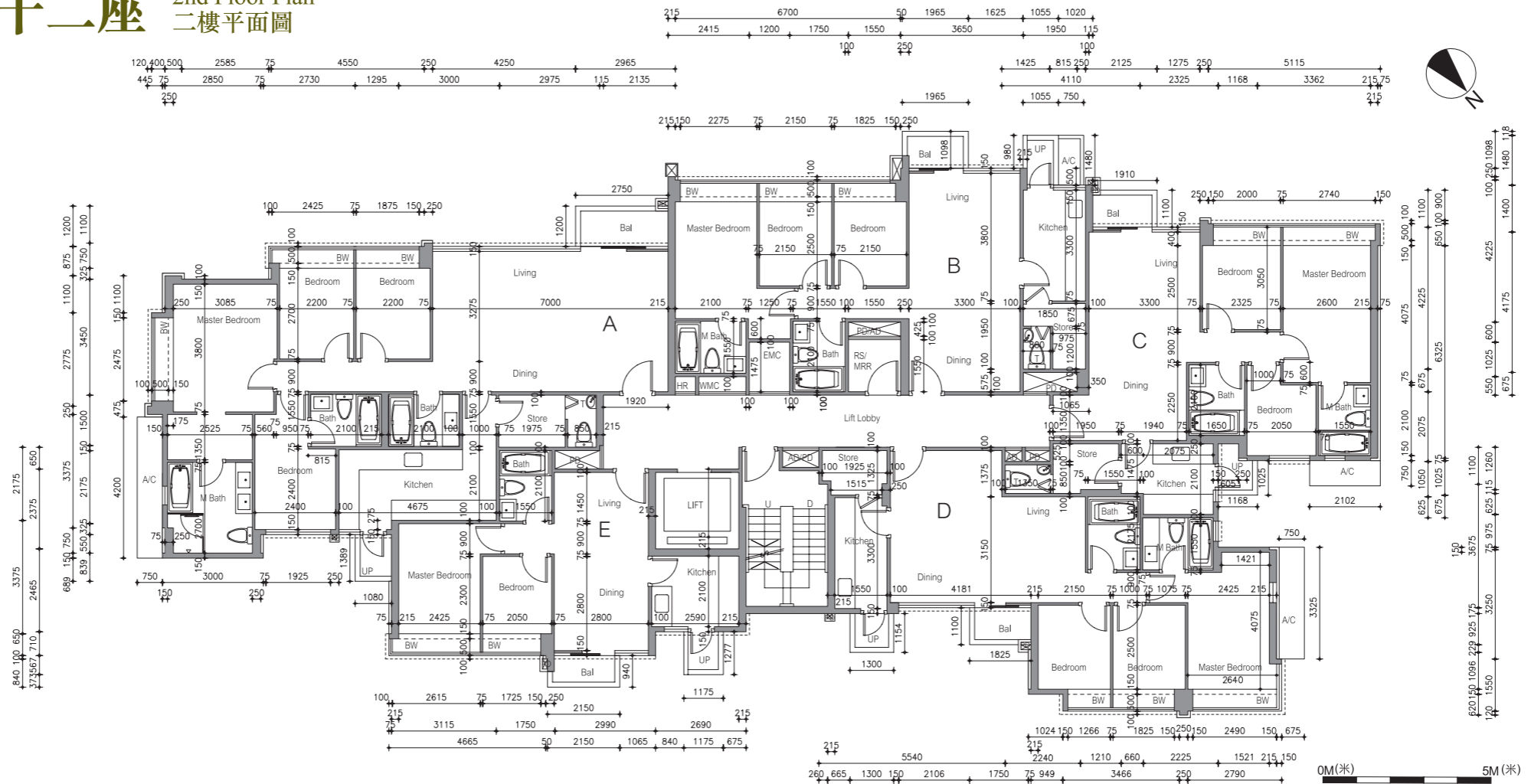
HR = Hose Reel = 消防喉轆
 Kitchen = 廚房
 Lift = 升降機
 Lift Lobby = 升降機大堂
 Lift Machine Room = 升降機機房
 Living = Living Room / Area = 客廳
 M Bath = Master Bathroom = 主人浴室
 Master Bedroom = 主人睡房
 MV = Mechanical Ventilation = 機械通風
 Pantry = 備餐間
 PD = Pipe Duct = 喉管管道槽
 Planter = 花槽
 Ramp = 斜路
 RS / MRR = Refuse Storage / Material Recovery Room = 垃圾及物料回收房
 Roof = 天台
 Store / Sto = Store = 儲物房
 Study = Study Room = 書房
 TD = Telephone Duct = 電話線槽
 T / Lav = Toilet / Lavatory = 洗手間
 Top of A/C = Top of Cover for Air Conditioner = 下層空調機蓋頂
 Top of BW = Top of Bay Window = 下層窗台頂
 U = Up = 上
 Upper Roof = 天台高層
 UP = Utility Platform = 工作平台
 UP Above = Utility Platform Above = 上層工作平台
 Void = 中空
 WMC = Water Meter Cabinet = 水錶箱

UP = Utility Platform = 工作平台
 UP Above = Utility Platform Above = 上層工作平台
 Void = 中空
 WMC = Water Meter Cabinet = 水錶箱

1. Floor-to-floor height (refer to the height between the top surface of the structural slab of a floor and the top surface of the structural slab of its immediate upper floor) of each residential property on G/F to 3/F is 3.5m.
 地下至三樓的每個住宅物業的層與層之間的高度（指該樓層之石屎地台面與上一層石屎地台面之高度距離）為3.5米
2. The thickness of the floor slabs (excluding plaster) of Unit C is 130mm, 135mm & 150mm, and that of Units A, B, D & E is 135mm & 150mm.
 C單位之樓板厚度（不包括灰泥）為130毫米，135毫米及150毫米，A，B，D及E單位之樓板厚度（不包括灰泥）為135毫米及150毫米。
3. The internal areas of the residential properties on the upper floors will generally be slightly larger than those on the lower floors because of the reducing thickness of the structural walls on the upper floors.
 因住宅物業的較高樓層的結構牆的厚度遞減，較高樓層的內部面積，一般比較低樓層的內部面積稍大。
4. The dimensions in the floor plans are all structural dimensions in millimetre.
 平面圖之尺規所列數字為以毫米標示之建築結構尺寸。

Floor plans of residential properties in the development 發展項目的住宅物業的樓面平面圖

Tower 12 第十二座 2nd Floor Plan 二樓平面圖



LEGEND 圖例

A/C = Air Conditioner Platform = 空調機平台
 A/C Above = Air Conditioner Platform Above = 上層空調機平台
 A/C Plant Room = Air Conditioning Plant Room = 空調機房
 AD = Air / Ventilation Duct = 空氣管道/通風槽
 AF = Architectural Feature = 建築裝飾
 AF Above = Architectural Feature Above = 上層建築裝飾
 Bal = Balcony = 露台
 Bal Above = Balcony Above = 上層露台
 Bath = Bathroom = 浴室
 BW = Bay Window = 窗台
 BW Above = Bay Window Above = 上層窗台
 Bedroom = 睡房
 Canopy = 簷篷
 Canopy Above = 上層簷篷
 CABD Room = Communal Aerial Broadcast Distribution Room
 = 公共天線系統房
 C Flat Roof = Common Flat Roof = 公用平台
 C Roof = Common Roof = 公用天台
 D = Down = 下
 Dining = Dining Room / Area = 飯廳
 ELV = Low Voltage Electrical Duct / Cabinet = 低電壓管道/箱
 EMC = Electrical Meter Cabinet = 電錶箱
 EMR = Electrical Meter Room = 電錶房
 Family = Family Room / Area = 起居室
 FH = Fire Hydrant = 消防栓
 Flat Roof = 平台
 Floor Above = 上層樓面
 Garden = 花園

HR = Hose Reel = 消防喉轆
 Kitchen = 廚房
 Lift = 升降機
 Lift Lobby = 升降機大堂
 Lift Machine Room = 升降機機房
 Living = Living Room / Area = 客廳
 M Bath = Master Bathroom = 主人浴室
 Master Bedroom = 主人睡房
 MV = Mechanical Ventilation = 機械通風
 Pantry = 備餐間
 PD = Pipe Duct = 喉管管道槽
 Planter = 花槽
 Ramp = 斜路
 RS / MRR = Refuse Storage / Material Recovery Room
 = 垃圾及物料回收房
 Roof = 天台
 Store / Sto = Store = 儲物房
 Study = Study Room = 書房
 TD = Telephone Duct = 電話線槽
 T / Lav = Toilet / Lavatory = 洗手間
 Top of A/C = Top of Cover for Air Conditioner = 下層空調機蓋頂
 Top of BW = Top of Bay Window = 下層窗台頂
 U = Up = 上
 Upper Roof = 天台高層
 UP = Utility Platform = 工作平台
 UP Above = Utility Platform Above = 上層工作平台
 Void = 中空
 WMC = Water Meter Cabinet = 水錶箱

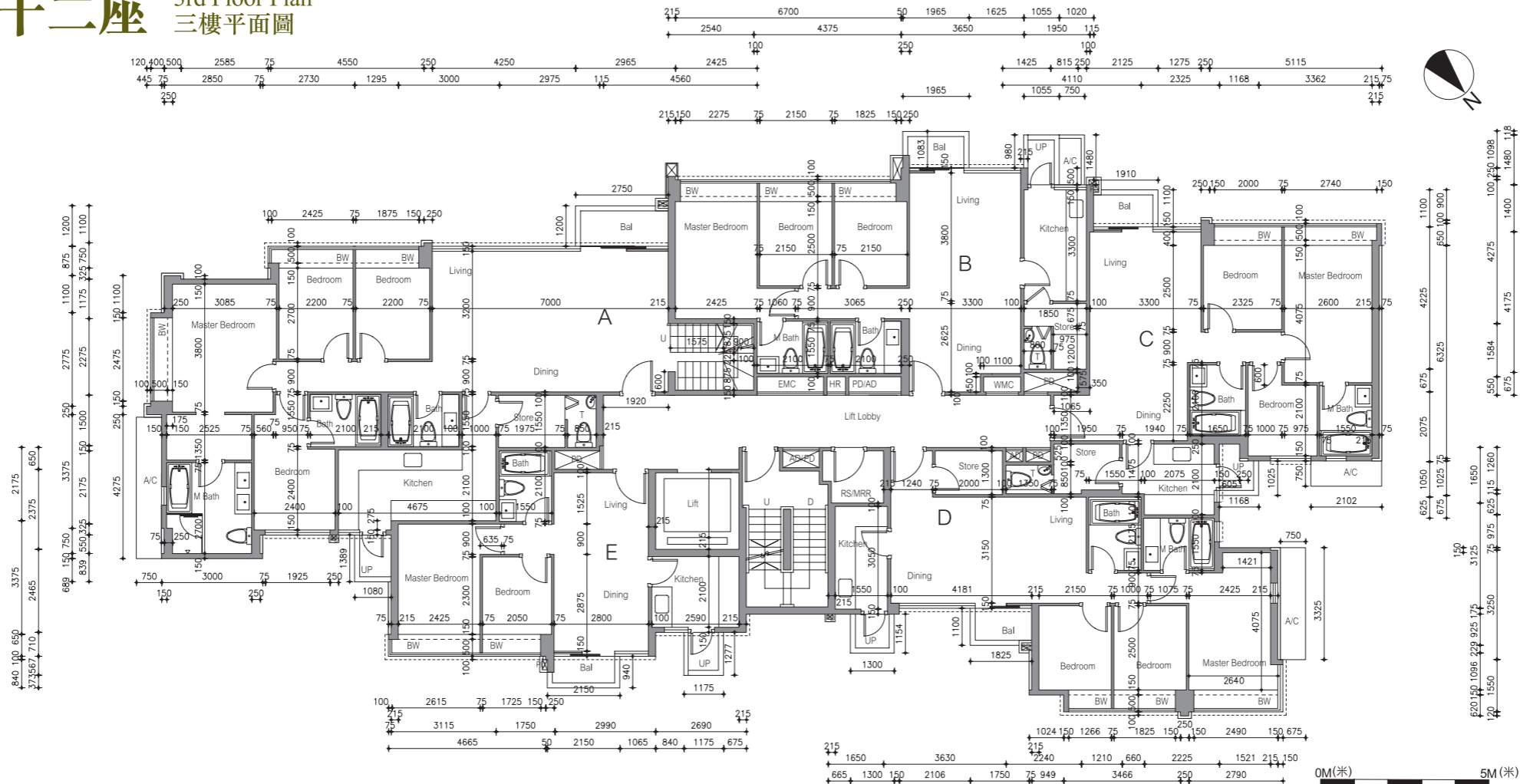
UP = Utility Platform = 工作平台
 UP Above = Utility Platform Above = 上層工作平台
 Void = 中空
 WMC = Water Meter Cabinet = 水錶箱

1. Floor-to-floor height (refer to the height between the top surface of the structural slab of a floor and the top surface of the structural slab of its immediate upper floor) of each residential property on G/F to 3/F is 3.5m.
 地下至三樓的每個住宅物業的層與層之間的高度（指該樓層之石屎地台面與上一層石屎地台面之高度距離）為3.5米
2. The thickness of the floor slabs (excluding plaster) of Unit C is 130mm, 135mm & 150mm, and that of Units A, B, D & E is 135mm & 150mm.
 C單位之樓板厚度（不包括灰泥）為130毫米，135毫米及150毫米，A，B，D及E單位之樓板厚度（不包括灰泥）為135毫米及150毫米。
3. The internal areas of the residential properties on the upper floors will generally be slightly larger than those on the lower floors because of the reducing thickness of the structural walls on the upper floors.
 因住宅物業的較高樓層的結構牆的厚度遞減，較高樓層的內部面積，一般比較低樓層的內部面積稍大。
4. The dimensions in the floor plans are all structural dimensions in millimetre.
 平面圖之尺規所列數字為以毫米標示之建築結構尺寸。

Floor plans of residential properties in the development

發展項目的住宅物業的樓面平面圖

Tower 12 第十二座 3rd Floor Plan 三樓平面圖



LEGEND 圖例

A/C = Air Conditioner Platform = 空調機平台
 A/C Above = Air Conditioner Platform Above = 上層空調機平台
 A/C Plant Room = Air Conditioning Plant Room = 空調機房
 AD = Air / Ventilation Duct = 空氣管道/通風槽
 AF = Architectural Feature = 建築裝飾
 AF Above = Architectural Feature Above = 上層建築裝飾
 Bal = Balcony = 露台
 Bal Above = Balcony Above = 上層露台
 Bath = Bathroom = 浴室
 BW = Bay Window = 窗台
 BW Above = Bay Window Above = 上層窗台
 Bedroom = 睡房
 Canopy = 簷篷
 Canopy Above = 上層簷篷
 CABD Room = Communal Aerial Broadcast Distribution Room = 公共天線系統房
 C Flat Roof = Common Flat Roof = 公用平台
 C Roof = Common Roof = 公用天台
 D = Down = 下
 Dining = Dining Room / Area = 飯廳
 ELV = Low Voltage Electrical Duct / Cabinet = 低電壓管道/箱
 EMC = Electrical Meter Cabinet = 電錶箱
 EMR = Electrical Meter Room = 電錶房
 Family = Family Room / Area = 起居室
 FH = Fire Hydrant = 消防栓
 Flat Roof = 平台
 Floor Above = 上層樓面
 Garden = 花園

HR = Hose Reel = 消防喉轆
 Kitchen = 廚房
 Lift = 升降機
 Lift Lobby = 升降機大堂
 Lift Machine Room = 升降機機房
 Living = Living Room / Area = 客廳
 M Bath = Master Bathroom = 主人浴室
 Master Bedroom = 主人睡房
 MV = Mechanical Ventilation = 機械通風
 Pantry = 備餐間
 PD = Pipe Duct = 喉管管道槽
 Planter = 花槽
 Ramp = 斜路
 RS / MRR = Refuse Storage / Material Recovery Room = 垃圾及物料回收房
 Roof = 天台
 Store / Sto = Store = 儲物房
 Study = Study Room = 書房
 TD = Telephone Duct = 電話線槽
 T / Lav = Toilet / Lavatory = 洗手間
 Top of A/C = Top of Cover for Air Conditioner = 下層空調機蓋頂
 Top of BW = Top of Bay Window = 下層窗台頂
 U = Up = 上
 Upper Roof = 天台高層
 UP = Utility Platform = 工作平台
 UP Above = Utility Platform Above = 上層工作平台
 Void = 中空
 WMC = Water Meter Cabinet = 水錶箱

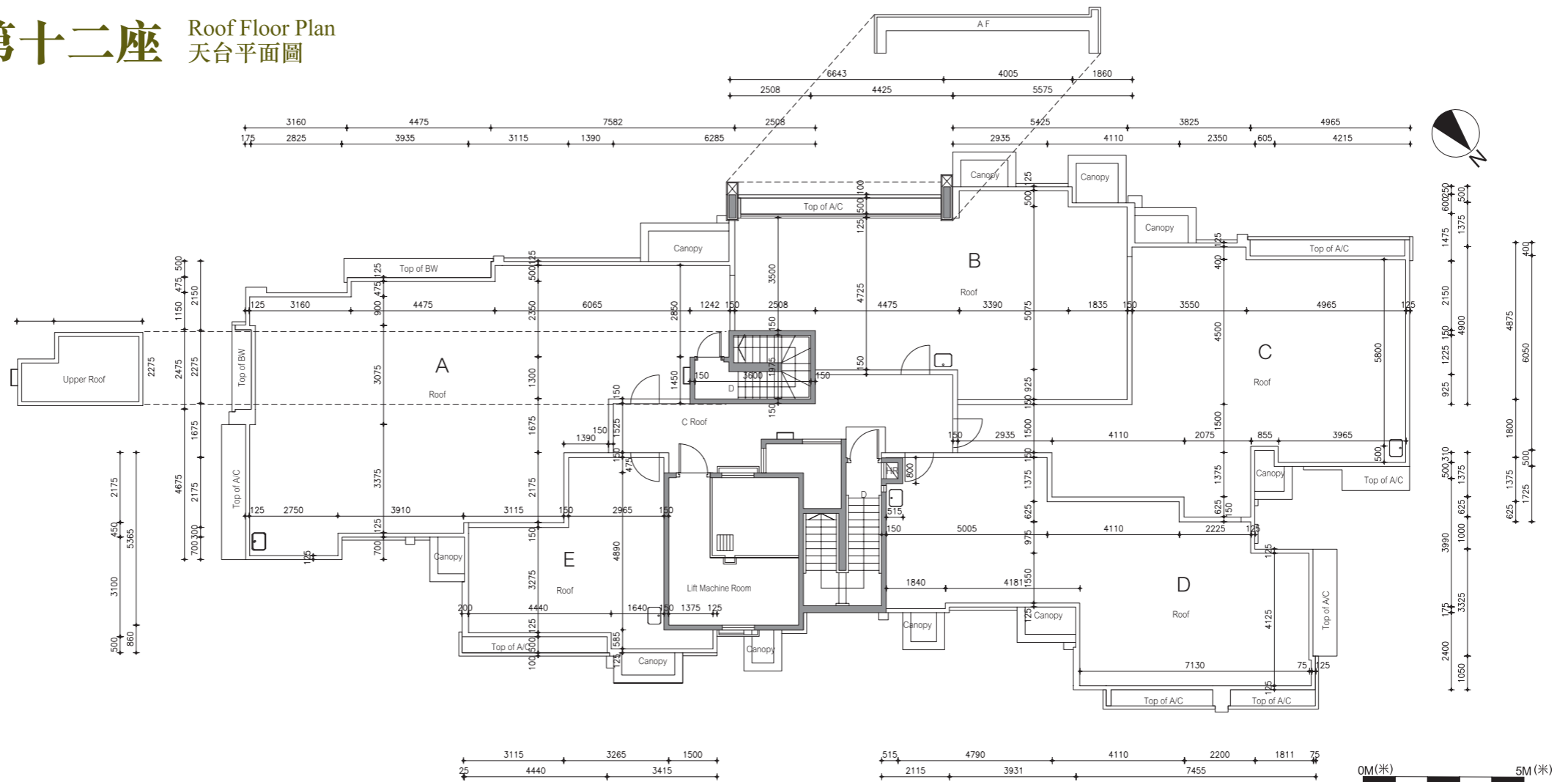
UP = Utility Platform = 工作平台
 UP Above = Utility Platform Above = 上層工作平台
 Void = 中空
 WMC = Water Meter Cabinet = 水錶箱

1. Floor-to-floor height (refer to the height between the top surface of the structural slab of a floor and the top surface of the structural slab of its immediate upper floor) of each residential property on G/F to 3/F is 3.5m.
 地下至三樓的每個住宅物業的層與層之間的高度（指該樓層之石屎地台面與上一層石屎地台面之高度距離）為3.5米
2. The thickness of the floor slabs (excluding plaster) of Units A, B, C & E is 135mm & 150mm, and that of Unit D is 135mm, 150mm & 200mm.
 A, B, C & E單位之樓板厚度（不包括灰泥）為135毫米及150毫米，D單位之樓板厚度（不包括灰泥）為135毫米，150毫米及200毫米。
3. The internal areas of the residential properties on the upper floors will generally be slightly larger than those on the lower floors because of the reducing thickness of the structural walls on the upper floors.
 因住宅物業的較高樓層的結構牆的厚度遞減，較高樓層的內部面積，一般比較低樓層的內部面積稍大。
4. The dimensions in the floor plans are all structural dimensions in millimetre.
 平面圖之尺規所列數字為以毫米標示之建築結構尺寸。

Floor plans of residential properties in the development

發展項目的住宅物業的樓面平面圖

Tower 12 第十二座 Roof Floor Plan 天台平面圖



LEGEND 圖例

A/C = Air Conditioner Platform = 空調機平台
 A/C Above = Air Conditioner Platform Above = 上層空調機平台
 A/C Plant Room = Air Conditioning Plant Room = 空調機房
 AD = Air / Ventilation Duct = 空氣管道/通風槽
 AF = Architectural Feature = 建築裝飾
 AF Above = Architectural Feature Above = 上層建築裝飾
 Bal = Balcony = 露台
 Bal Above = Balcony Above = 上層露台
 Bath = Bathroom = 浴室
 BW = Bay Window = 窗台
 BW Above = Bay Window Above = 上層窗台
 Bedroom = 睡房
 Canopy = 簷篷
 Canopy Above = 上層簷篷
 CABD Room = Communal Aerial Broadcast Distribution Room = 公共天線系統房
 C Flat Roof = Common Flat Roof = 公用平台
 C Roof = Common Roof = 公用天台
 D = Down = 下
 Dining = Dining Room / Area = 飯廳
 ELV = Low Voltage Electrical Duct / Cabinet = 低電壓管道/箱
 EMC = Electrical Meter Cabinet = 電錶箱
 EMR = Electrical Meter Room = 電錶房
 Family = Family Room / Area = 起居室
 FH = Fire Hydrant = 消防栓
 Flat Roof = 平台
 Floor Above = 上層樓面
 Garden = 花園

HR = Hose Reel = 消防喉轆
 Kitchen = 廚房
 Lift = 升降機
 Lift Lobby = 升降機大堂
 Lift Machine Room = 升降機機房
 Living = Living Room / Area = 客廳
 M Bath = Master Bathroom = 主人浴室
 Master Bedroom = 主人睡房
 MV = Mechanical Ventilation = 機械通風
 Pantry = 備餐間
 PD = Pipe Duct = 喉管管道槽
 Planter = 花槽
 Ramp = 斜路
 RS / MRR = Refuse Storage / Material Recovery Room = 垃圾及物料回收房
 Roof = 天台
 Store / Sto = Store = 儲物房
 Study = Study Room = 書房
 TD = Telephone Duct = 電話線槽
 T / Lav = Toilet / Lavatory = 洗手間
 Top of A/C = Top of Cover for Air Conditioner = 下層空調機蓋頂
 Top of BW = Top of Bay Window = 下層窗台頂
 U = Up = 上
 Upper Roof = 天台高層
 UP = Utility Platform = 工作平台
 UP Above = Utility Platform Above = 上層工作平台
 Void = 中空
 WMC = Water Meter Cabinet = 水錶箱

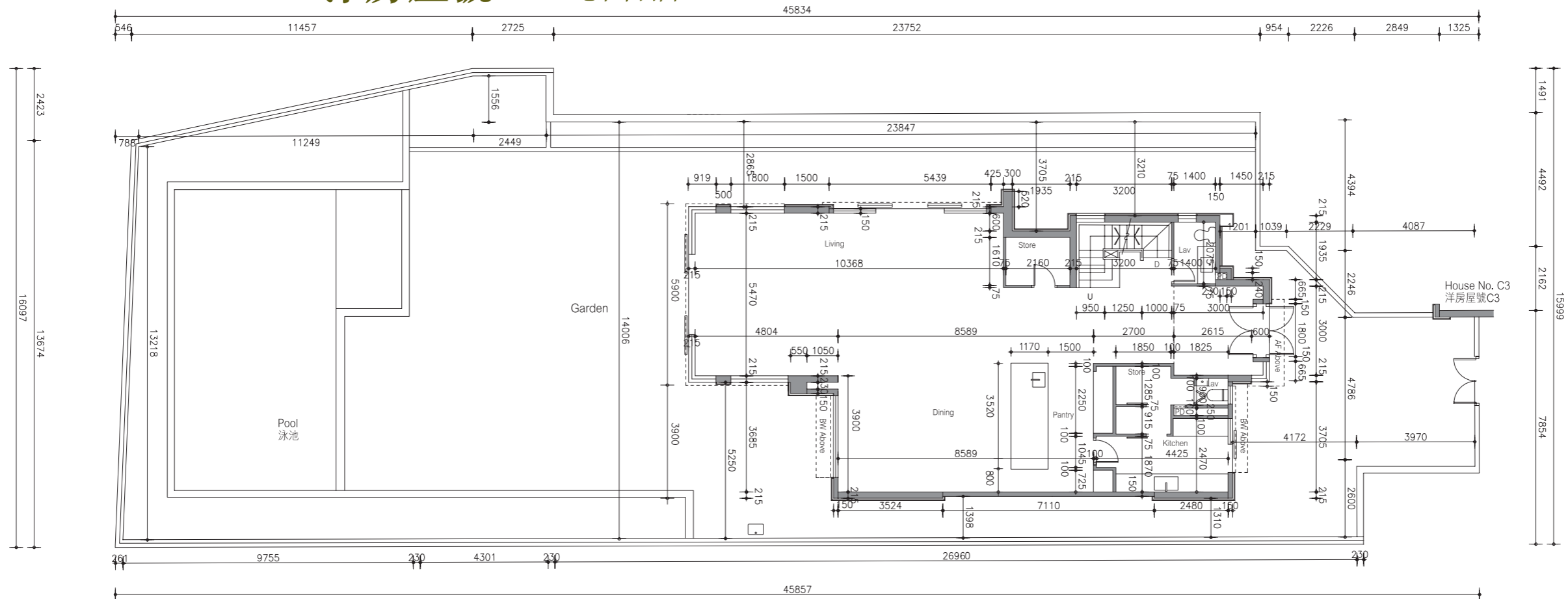
UP = Utility Platform = 工作平台
 UP Above = Utility Platform Above = 上層工作平台
 Void = 中空
 WMC = Water Meter Cabinet = 水錶箱

1. Floor-to-floor height (refer to the height between the top surface of the structural slab of a floor and the top surface of the structural slab of its immediate upper floor) of the stairhood of Unit A is 2.5m. A單位之梯屋的層與層之間的高度（指該樓層之石屎地台面與上一層石屎地台面之高度距離）為2.5米。
2. The thickness of the floor slabs (excluding plaster) of the stairhood of Unit A is 150mm. A單位之梯屋的樓板厚度（不包括灰泥）為150毫米。
3. The internal areas of the residential properties on the upper floors will generally be slightly larger than those on the lower floors because of the reducing thickness of the structural walls on the upper floors. 因住宅物業的較高樓層的結構牆的厚度遞減，較高樓層的內部面積，一般比較低樓層的內部面積稍大。
4. The dimensions in the floor plans are all structural dimensions in millimetre. 平面圖之尺規所列數字為以毫米標示之建築結構尺寸。

Floor plans of residential properties in the development

發展項目的住宅物業的樓面平面圖

House Number A1 洋房屋號 A1 Ground Floor Plan 地下平面圖



LEGEND 圖例

A/C = Air Conditioner Platform = 空調機平台
 A/C Above = Air Conditioner Platform Above = 上層空調機平台
 A/C Plant Room = Air Conditioning Plant Room = 空調機房
 AD = Air / Ventilation Duct = 空氣管道/通風槽
 AF = Architectural Feature = 建築裝飾
 AF Above = Architectural Feature Above = 上層建築裝飾
 Bal = Balcony = 露台
 Bal Above = Balcony Above = 上層露台
 Bath = Bathroom = 浴室
 BW = Bay Window = 窗台
 BW Above = Bay Window Above = 上層窗台
 Bedroom = 睡房
 Canopy = 簷篷
 Canopy Above = 上層簷篷
 CABD Room = Communal Aerial Broadcast Distribution Room = 公共天線系統房
 C Flat Roof = Common Flat Roof = 公用平台
 C Roof = Common Roof = 公用天台
 D = Down = 下
 Dining = Dining Room / Area = 飯廳
 ELV = Low Voltage Electrical Duct / Cabinet = 低電壓管道/箱
 EMC = Electrical Meter Cabinet = 電錶箱
 EMR = Electrical Meter Room = 電錶房
 Family = Family Room / Area = 起居室
 FH = Fire Hydrant = 消防栓

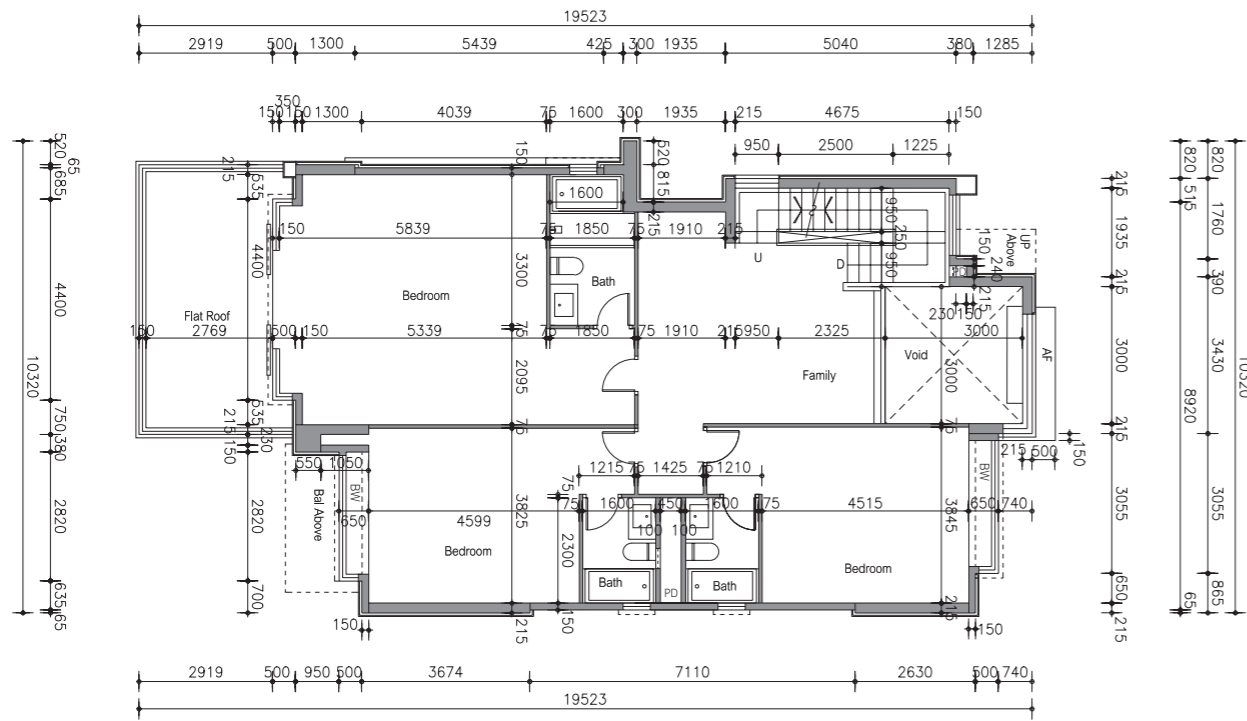
Flat Roof = 平台
 Floor Above = 上層樓面
 Garden = 花園
 HR = Hose Reel = 消防喉轆
 Kitchen = 廚房
 Lift = 升降機
 Lift Lobby = 升降機大堂
 Lift Machine Room = 升降機機房
 Living = Living Room / Area = 客廳
 M Bath = Master Bathroom = 主人浴室
 Master Bedroom = 主人睡房
 MV = Mechanical Ventilation = 機械通風
 Pantry = 備餐間
 PD = Pipe Duct = 喉管管道槽
 Planter = 花槽
 Ramp = 斜路
 RS / MRR = Refuse Storage / Material Recovery Room = 垃圾及物料回收房
 Roof = 天台
 Store / Sto = Store = 儲物房
 Study = Study Room = 書房
 TD = Telephone Duct = 電話線槽
 T / Lav = Toilet / Lavatory = 洗手間
 Top of A/C = Top of Cover for Air Conditioner = 下層空調機蓋頂
 Top of BW = Top of Bay Window = 下層窗台頂

U = Up = 上
 Upper Roof = 天台高層
 UP = Utility Platform = 工作平台
 UP Above = Utility Platform Above = 上層工作平台
 Void = 中空
 WMC = Water Meter Cabinet = 水錶箱

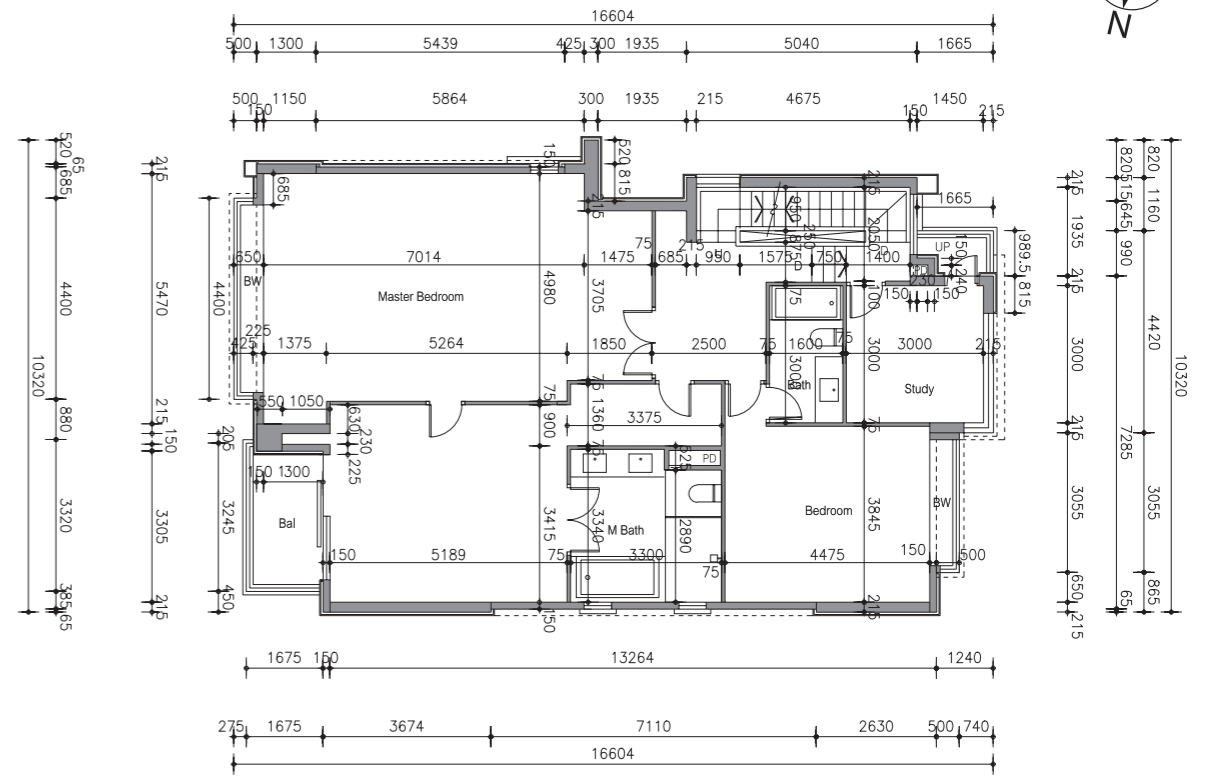
1. Floor-to-floor height (refer to the height between the top surface of the structural slab of a floor and the top surface of the structural slab of its immediate upper floor) : Basement is 3.27m, G/F is 3.055m, 3.95m, 4.2m & 7.05m, 1/F and 2/F is 3.5m, stairhood is 2.5m.
 層與層之間的高度(指該樓層之石屎地台面與上一層石屎地台面之高度距離) : 地庫為3.27米, 地下為3.055米, 3.95米, 4.2米及7.05米, 一樓及二樓為3.5米, 梯屋為2.5米。
2. The thickness of the floor slabs (excluding plaster) is 150mm, 200mm, 250mm & 300mm.
 樓板厚度(不包括灰泥)為150毫米, 200毫米, 250毫米及300毫米。
3. The internal areas of the residential properties on the upper floors will generally be slightly larger than those on the lower floors because of the reducing thickness of the structural walls on the upper floors. 因住宅物業的較高樓層的結構牆的厚度遞減, 較高樓層的內部面積, 一般比較低樓層的內部面積稍大。
4. The dimensions in the floor plans are all structural dimensions in millimetre.
 平面圖之尺規所列數字為以毫米標示之建築結構尺寸。

Floor plans of residential properties in the development 發展項目的住宅物業的樓面平面圖

House Number A1 洋房屋號 A1 Floor Plan 平面圖



1st Floor Plan
一樓平面圖



2nd Floor Plan
二樓平面圖

LEGEND 圖例

A/C = Air Conditioner Platform = 空調機平台
 A/C Above = Air Conditioner Platform Above = 上層空調機平台
 A/C Plant Room = Air Conditioning Plant Room = 空調機房
 AD = Air / Ventilation Duct = 空氣管道/通風槽
 AF = Architectural Feature = 建築裝飾
 AF Above = Architectural Feature Above = 上層建築裝飾
 Bal = Balcony = 露台
 Bal Above = Balcony Above = 上層露台
 Bath = Bathroom = 浴室
 BW = Bay Window = 窗台
 BW Above = Bay Window Above = 上層窗台
 Bedroom = 睡房
 Canopy = 簷篷
 Canopy Above = 上層簷篷
 CABD Room = Communal Aerial Broadcast Distribution Room = 公共天線系統房
 C Flat Roof = Common Flat Roof = 公用平台
 C Roof = Common Roof = 公用天台
 D = Down = 下
 Dining = Dining Room / Area = 飯廳
 ELV = Low Voltage Electrical Duct / Cabinet = 低電壓管道/箱
 EMC = Electrical Meter Cabinet = 電錶箱
 EMR = Electrical Meter Room = 電錶房
 Family = Family Room / Area = 起居室
 FH = Fire Hydrant = 消防栓

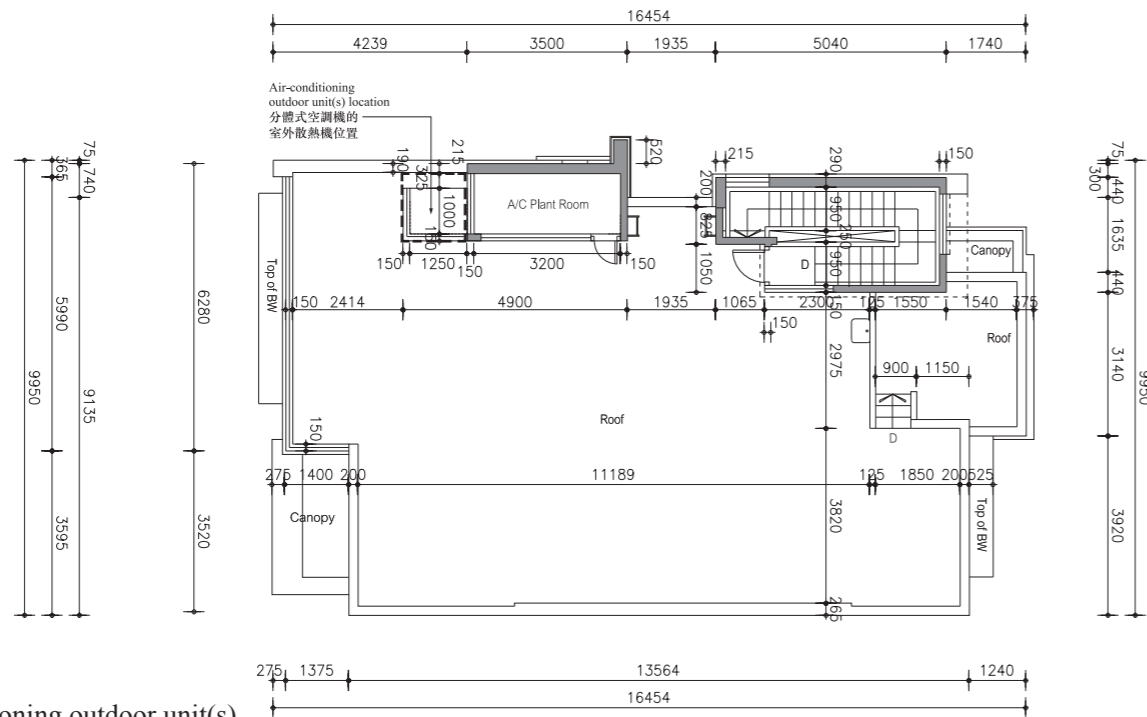
Flat Roof = 平台
 Floor Above = 上層樓面
 Garden = 花園
 HR = Hose Reel = 消防喉轆
 Kitchen = 廚房
 Lift = 升降機
 Lift Lobby = 升降機大堂
 Lift Machine Room = 升降機機房
 Living = Living Room / Area = 客廳
 M Bath = Master Bathroom = 主人浴室
 Master Bedroom = 主人睡房
 MV = Mechanical Ventilation = 機械通風
 Pantry = 備餐間
 PD = Pipe Duct = 喉管管道槽
 Planter = 花槽
 Ramp = 斜路
 RS / MRR = Refuse Storage / Material Recovery Room = 垃圾及物料回收房
 Roof = 天台
 Store / Sto = Store = 儲物房
 Study = Study Room = 書房
 TD = Telephone Duct = 電話線槽
 T / Lav = Toilet / Lavatory = 洗手間
 Top of A/C = Top of Cover for Air Conditioner = 下層空調機蓋頂
 Top of BW = Top of Bay Window = 下層窗台頂

U = Up = 上
 Upper Roof = 天台高層
 UP = Utility Platform = 工作平台
 UP Above = Utility Platform Above = 上層工作平台
 Void = 中空
 WMC = Water Meter Cabinet = 水錶箱

1. Floor-to-floor height (refer to the height between the top surface of the structural slab of a floor and the top surface of the structural slab of its immediate upper floor): Basement is 3.27m, G/F is 3.055m, 3.95m, 4.2m & 7.05m, 1/F and 2/F is 3.5m, stairhood is 2.5m.
層與層之間的高度(指該樓層之石屎地台面與上一層石屎地台面之高度距離): 地庫為3.27米, 地下為3.055米, 3.95米, 4.2米及7.05米, 一樓及二樓為3.5米, 梯屋為2.5米。
2. The thickness of the floor slabs (excluding plaster) is 150mm, 200mm, 250mm & 300mm.
樓板厚度(不包括灰泥)為150毫米, 200毫米, 250毫米及300毫米。
3. The internal areas of the residential properties on the upper floors will generally be slightly larger than those on the lower floors because of the reducing thickness of the structural walls on the upper floors.
因住宅物業的較高樓層的結構牆的厚度遞減, 較高樓層的內部面積, 一般比較低樓層的內部面積稍大。
4. The dimensions in the floor plans are all structural dimensions in millimetre.
平面圖之尺規所列數字為以毫米標示之建築結構尺寸。

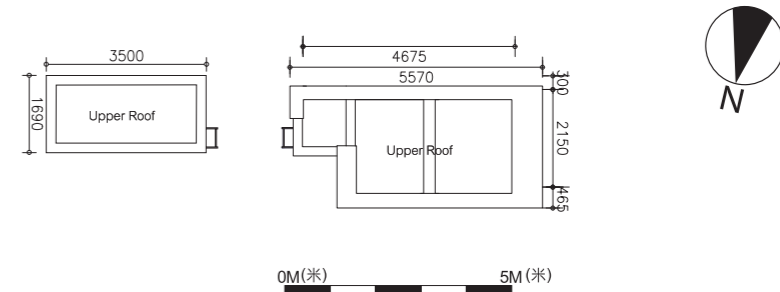
Floor plans of residential properties in the development 發展項目的住宅物業的樓面平面圖

House Number A1 洋房屋號 A1 Floor Plan 平面圖

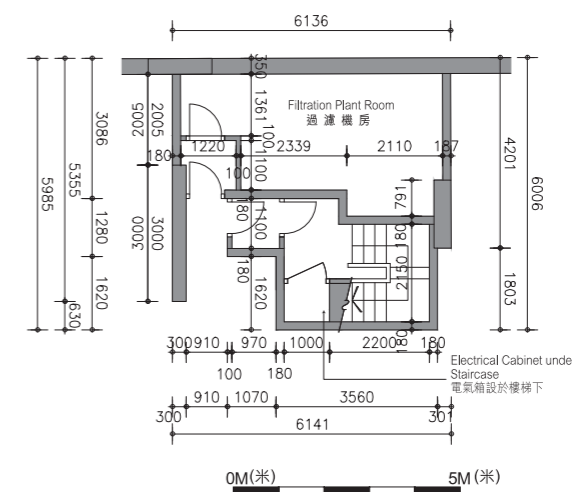


Roof Floor Plan
天台平面圖

Note: The air-conditioning outdoor unit(s) is/are located at the roof of the house.
備註：分體式空調機的室外散熱機安裝於此洋房天台內。



Upper Roof Floor Plan
高層天台平面圖



Basement Floor Plan
地庫平面圖

LEGEND 圖例

A/C = Air Conditioner Platform = 空調機平台
A/C Above = Air Conditioner Platform Above = 上層空調機平台
A/C Plant Room = Air Conditioning Plant Room = 空調機房
AD = Air / Ventilation Duct = 空氣管道/通風槽
AF = Architectural Feature = 建築裝飾
AF Above = Architectural Feature Above = 上層建築裝飾
Bal = Balcony = 露台
Bal Above = Balcony Above = 上層露台
Bath = Bathroom = 浴室
BW = Bay Window = 窗台
BW Above = Bay Window Above = 上層窗台
Bedroom = 睡房
Canopy = 簷篷
Canopy Above = 上層簷篷
CABD Room = Communal Aerial Broadcast Distribution Room = 公共天線系統房
C Flat Roof = Common Flat Roof = 公用平台
C Roof = Common Roof = 公用天台
D = Down = 下
Dining = Dining Room / Area = 飯廳
ELV = Low Voltage Electrical Duct / Cabinet = 低電壓管道/箱
EMC = Electrical Meter Cabinet = 電錶箱
EMR = Electrical Meter Room = 電錶房
Family = Family Room / Area = 起居室
FH = Fire Hydrant = 消防栓

Flat Roof = 平台
Floor Above = 上層樓面
Garden = 花園
HR = Hose Reel = 消防喉轆
Kitchen = 廚房
Lift = 升降機
Lift Lobby = 升降機大堂
Lift Machine Room = 升降機機房
Living = Living Room / Area = 客廳
M Bath = Master Bathroom = 主人浴室
Master Bedroom = 主人睡房
MV = Mechanical Ventilation = 機械通風
Pantry = 備餐間
PD = Pipe Duct = 喉管管道槽
Planter = 花槽
Ramp = 斜路
RS / MRR = Refuse Storage / Material Recovery Room = 垃圾及物料回收房
Roof = 天台
Store / Sto = Store = 儲物房
Study = Study Room = 書房
TD = Telephone Duct = 電話線槽
T / Lav = Toilet / Lavatory = 洗手間
Top of A/C = Top of Cover for Air Conditioner = 下層空調機蓋頂
Top of BW = Top of Bay Window = 下層窗台頂

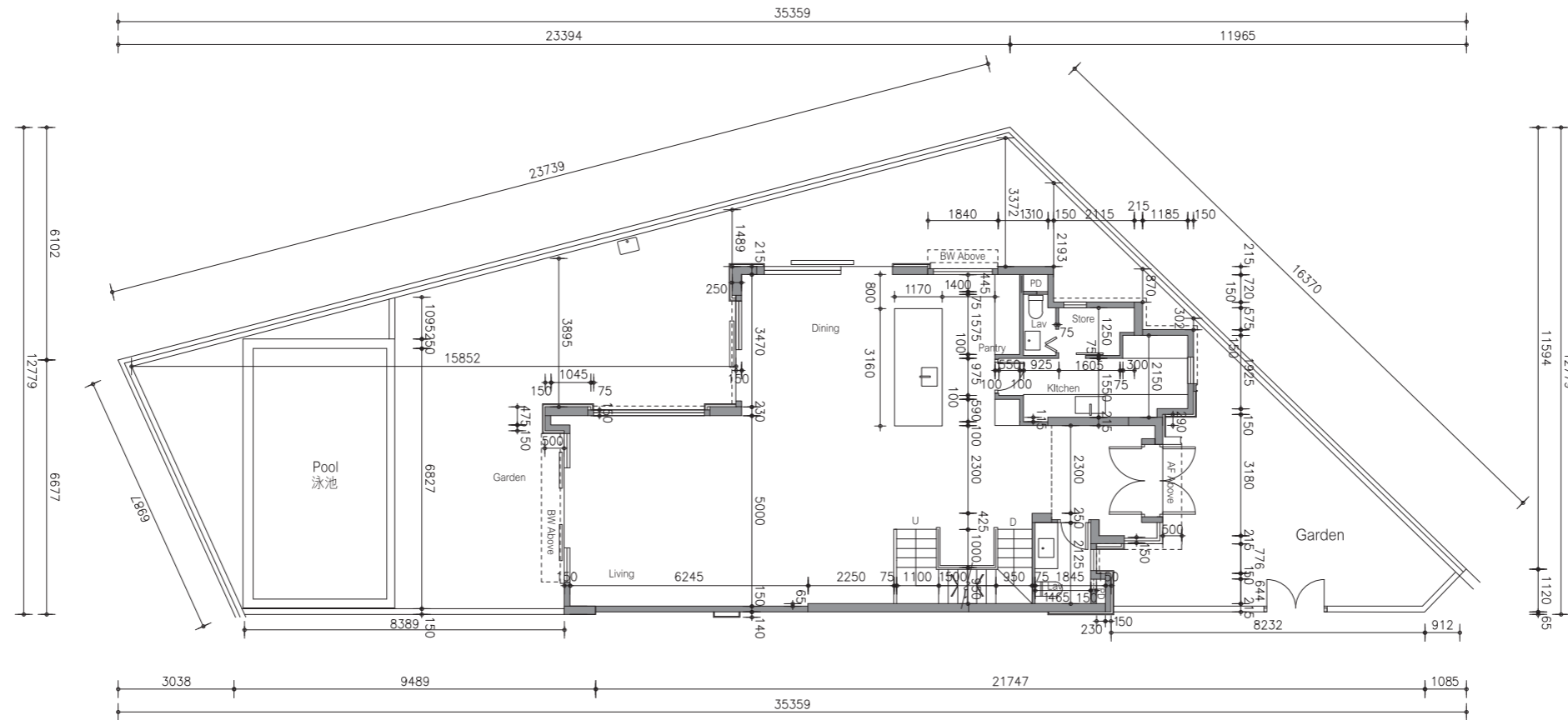
U = Up = 上
Upper Roof = 天台高層
UP = Utility Platform = 工作平台
UP Above = Utility Platform Above = 上層工作平台
Void = 中空
WMC = Water Meter Cabinet = 水錶箱

1. Floor-to-floor height (refer to the height between the top surface of the structural slab of a floor and the top surface of the structural slab of its immediate upper floor) : Basement is 3.27m, G/F is 3.055m, 3.95m, 4.2m & 7.05m, 1/F and 2/F is 3.5m, stairhood is 2.5m.
層與層之間的高度(指該樓層之石屎地台面與上一層石屎地台面之高度距離) : 地庫為3.27米, 地下為3.055米, 3.95米, 4.2米及7.05米, 一樓及二樓為3.5米, 梯屋為2.5米。
2. The thickness of the floor slabs (excluding plaster) is 150mm, 200mm, 250mm & 300mm.
樓板厚度(不包括灰泥)為150毫米, 200毫米, 250毫米及300毫米。
3. The internal areas of the residential properties on the upper floors will generally be slightly larger than those on the lower floors because of the reducing thickness of the structural walls on the upper floors. 因住宅物業的較高樓層的結構牆的厚度遞減, 較高樓層的內部面積, 一般比較低樓層的內部面積稍大。
4. The dimensions in the floor plans are all structural dimensions in millimetre.
平面圖之尺規所列數字為以毫米標示之建築結構尺寸。

Floor plans of residential properties in the development

發展項目的住宅物業的樓面平面圖

House Number A2 洋房屋號 A2 Ground Floor Plan 地下平面圖



LEGEND 圖例

A/C = Air Conditioner Platform = 空調機平台
 A/C Above = Air Conditioner Platform Above = 上層空調機平台
 A/C Plant Room = Air Conditioning Plant Room = 空調機房
 AD = Air / Ventilation Duct = 空氣管道/通風槽
 AF = Architectural Feature = 建築裝飾
 AF Above = Architectural Feature Above = 上層建築裝飾
 Bal = Balcony = 露台
 Bal Above = Balcony Above = 上層露台
 Bath = Bathroom = 浴室
 BW = Bay Window = 窗台
 BW Above = Bay Window Above = 上層窗台
 Bedroom = 睡房
 Canopy = 簷篷
 Canopy Above = 上層簷篷
 CABD Room = Communal Aerial Broadcast Distribution Room = 公共天線系統房
 C Flat Roof = Common Flat Roof = 公用平台
 C Roof = Common Roof = 公用天台
 D = Down = 下
 Dining = Dining Room / Area = 飯廳
 ELV = Low Voltage Electrical Duct / Cabinet = 低電壓管道/箱
 EMC = Electrical Meter Cabinet = 電錶箱
 EMR = Electrical Meter Room = 電錶房
 Family = Family Room / Area = 起居室
 FH = Fire Hydrant = 消防栓

Flat Roof = 平台
 Floor Above = 上層樓面
 Garden = 花園
 HR = Hose Reel = 消防喉轆
 Kitchen = 廚房
 Lift = 升降機
 Lift Lobby = 升降機大堂
 Lift Machine Room = 升降機機房
 Living = Living Room / Area = 客廳
 M Bath = Master Bathroom = 主人浴室
 Master Bedroom = 主人睡房
 MV = Mechanical Ventilation = 機械通風
 Pantry = 備餐間
 PD = Pipe Duct = 喉管管道槽
 Planter = 花槽
 Ramp = 斜路
 RS / MRR = Refuse Storage / Material Recovery Room = 垃圾及物料回收房
 Roof = 天台
 Store / Sto = Store = 儲物房
 Study = Study Room = 書房
 TD = Telephone Duct = 電話線槽
 T / Lav = Toilet / Lavatory = 洗手間
 Top of A/C = Top of Cover for Air Conditioner = 下層空調機蓋頂
 Top of BW = Top of Bay Window = 下層窗台頂

U = Up = 上
 Upper Roof = 天台高層
 UP = Utility Platform = 工作平台
 UP Above = Utility Platform Above = 上層工作平台
 Void = 中空
 WMC = Water Meter Cabinet = 水錶箱

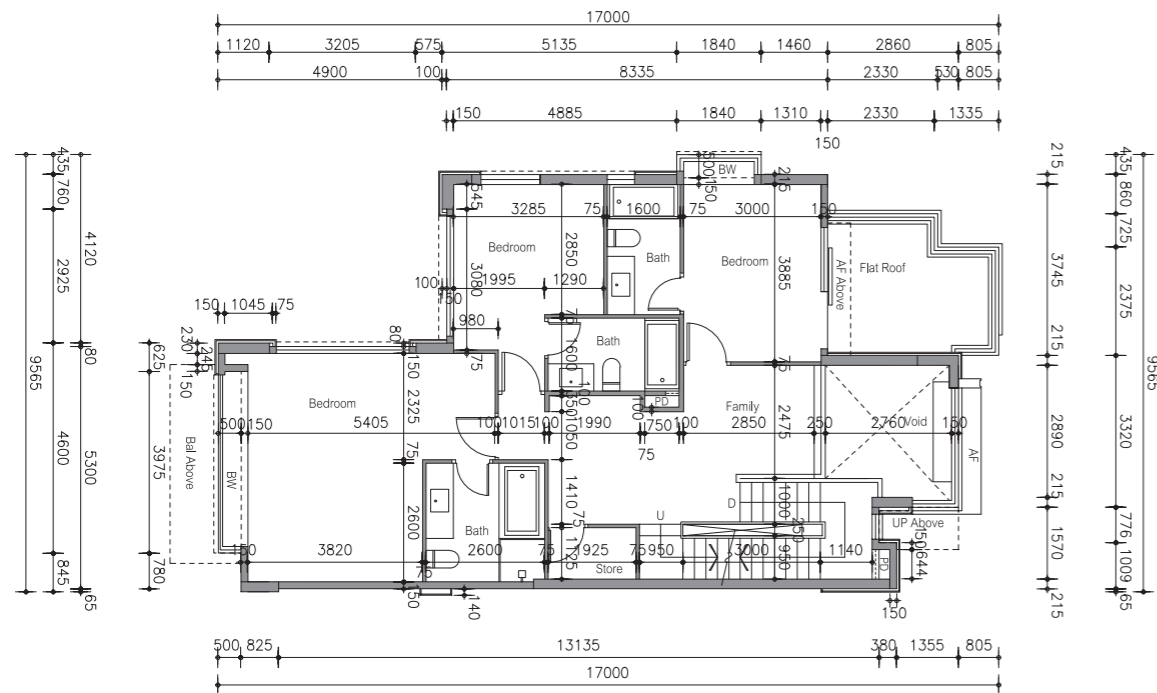


1. Floor-to-floor height (refer to the height between the top surface of the structural slab of a floor and the top surface of the structural slab of its immediate upper floor) : Basement is 3.8m, G/F is 3.95m, 4.2m & 7.05m, 1/F and 2/F is 3.5m, stairhood is 2.5m.
 層與層之間的高度 (指該樓層之石屎地台面與上一層石屎地台面之高度距離) : 地庫為3.8米, 地下為3.95米, 4.2米及7.05米, 一樓及二樓為3.5米, 梯屋為2.5米。
2. The thickness of the floor slabs (excluding plaster) is 150mm, 200mm, 250mm & 300mm.
 樓板厚度 (不包括灰泥) 為150毫米, 200毫米, 250毫米及300毫米。
3. The internal areas of the residential properties on the upper floors will generally be slightly larger than those on the lower floors because of the reducing thickness of the structural walls on the upper floors. 因住宅物業的較高樓層的結構牆的厚度遞減, 較高樓層的內部面積, 一般比較低樓層的內部面積稍大。
4. The dimensions in the floor plans are all structural dimensions in millimetre.
 平面圖之尺規所列數字為以毫米標示之建築結構尺寸。

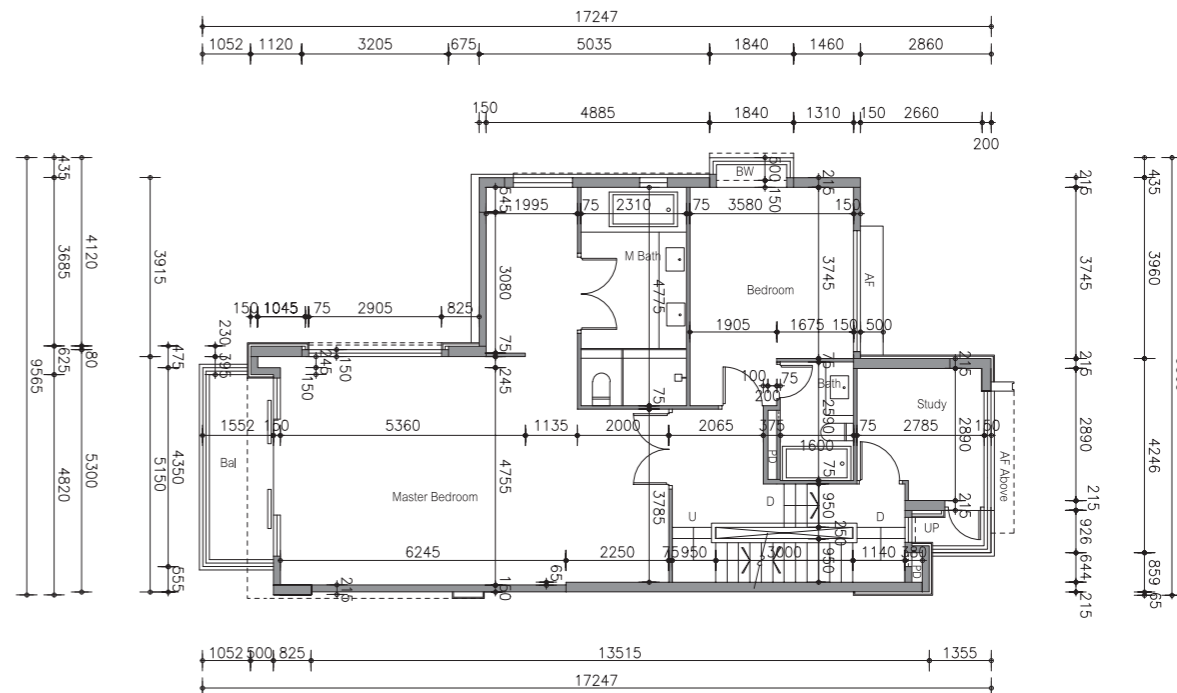
Floor plans of residential properties in the development

發展項目的住宅物業的樓面平面圖

House Number A2 洋房屋號A2 Floor Plan 平面圖



1st Floor Plan
一樓平面圖



2nd Floor Plan
二樓平面圖



LEGEND 圖例

A/C = Air Conditioner Platform = 空調機平台
 A/C Above = Air Conditioner Platform Above = 上層空調機平台
 A/C Plant Room = Air Conditioning Plant Room = 空調機房
 AD = Air / Ventilation Duct = 空氣管道/通風槽
 AF = Architectural Feature = 建築裝飾
 AF Above = Architectural Feature Above = 上層建築裝飾
 Bal = Balcony = 露台
 Bal Above = Balcony Above = 上層露台
 Bath = Bathroom = 浴室
 BW = Bay Window = 窗台
 BW Above = Bay Window Above = 上層窗台
 Bedroom = 睡房
 Canopy = 簷篷
 Canopy Above = 上層簷篷
 CABD Room = Communal Aerial Broadcast Distribution Room = 公共天線系統房
 C Flat Roof = Common Flat Roof = 公用平台
 C Roof = Common Roof = 公用天台
 D = Down = 下
 Dining = Dining Room / Area = 飯廳
 ELV = Low Voltage Electrical Duct / Cabinet = 低電壓管道/箱
 EMC = Electrical Meter Cabinet = 電錶箱
 EMR = Electrical Meter Room = 電錶房
 Family = Family Room / Area = 起居室
 FH = Fire Hydrant = 消防栓

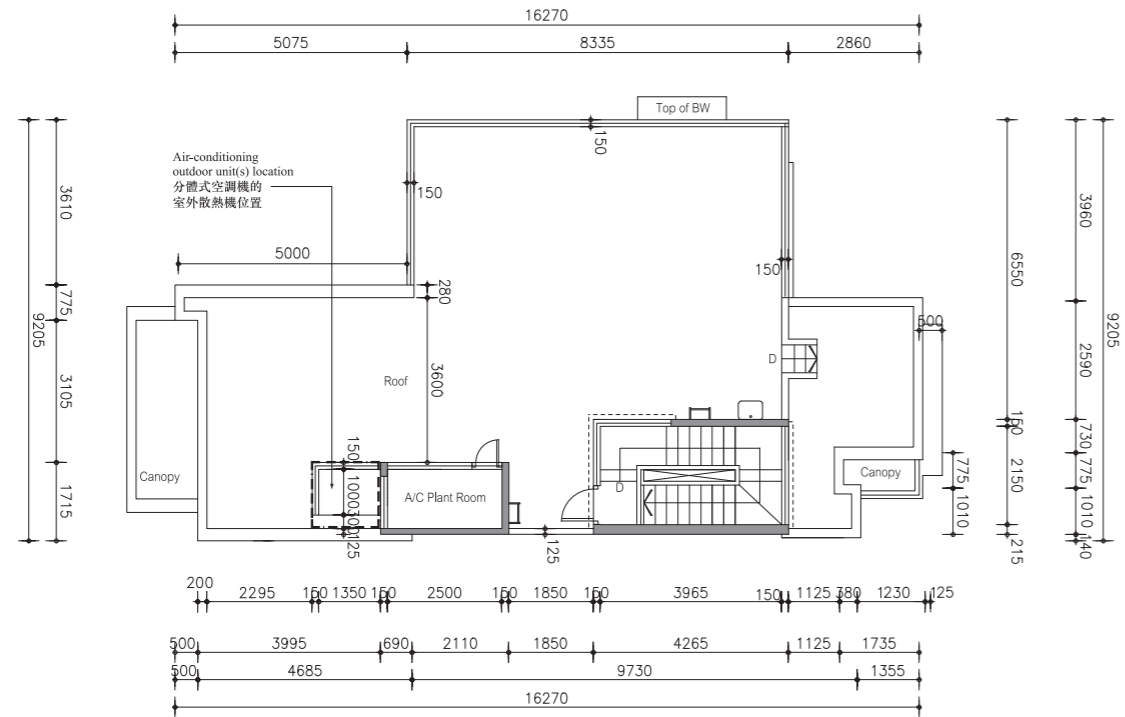
Flat Roof = 平台
 Floor Above = 上層樓面
 Garden = 花園
 HR = Hose Reel = 消防喉轆
 Kitchen = 廚房
 Lift = 升降機
 Lift Lobby = 升降機大堂
 Lift Machine Room = 升降機機房
 Living = Living Room / Area = 客廳
 M Bath = Master Bathroom = 主人浴室
 Master Bedroom = 主人睡房
 MV = Mechanical Ventilation = 機械通風
 Pantry = 備餐間
 PD = Pipe Duct = 喉管管道槽
 Planter = 花槽
 Ramp = 斜路
 RS / MRR = Refuse Storage / Material Recovery Room = 垃圾及物料回收房
 Roof = 天台
 Store / Sto = Store = 儲物房
 Study = Study Room = 書房
 TD = Telephone Duct = 電話線槽
 T / Lav = Toilet / Lavatory = 洗手間
 Top of A/C = Top of Cover for Air Conditioner = 下層空調機蓋頂
 Top of BW = Top of Bay Window = 下層窗台頂

U = Up = 上
 Upper Roof = 天台高層
 UP = Utility Platform = 工作平台
 UP Above = Utility Platform Above = 上層工作平台
 Void = 中空
 WMC = Water Meter Cabinet = 水錶箱

1. Floor-to-floor height (refer to the height between the top surface of the structural slab of a floor and the top surface of the structural slab of its immediate upper floor) : Basement is 3.8m, G/F is 3.95m, 4.2m & 7.05m, 1/F and 2/F is 3.5m, stairhood is 2.5m.
層與層之間的高度 (指該樓層之石屎地台面與上一層石屎地台面之高度距離) : 地庫為3.8米, 地下為3.95米, 4.2米及7.05米, 一樓及二樓為3.5米, 梯屋為2.5米。
2. The thickness of the floor slabs (excluding plaster) is 150mm, 200mm, 250mm & 300mm.
樓板厚度 (不包括灰泥) 為150毫米, 200毫米, 250毫米及300毫米。
3. The internal areas of the residential properties on the upper floors will generally be slightly larger than those on the lower floors because of the reducing thickness of the structural walls on the upper floors.
因住宅物業的較高樓層的結構牆的厚度遞減, 較高樓層的內部面積, 一般比較低樓層的內部面積稍大。
4. The dimensions in the floor plans are all structural dimensions in millimetre.
平面圖之尺規所列數字為以毫米標示之建築結構尺寸。

Floor plans of residential properties in the development 發展項目的住宅物業的樓面平面圖

House Number A2 洋房屋號A2 Floor Plan 平面圖



Note: The air-conditioning outdoor unit(s) is/are located at the roof of the house.
備註：分體式空調機的室外散熱機安裝於此洋房天台內。

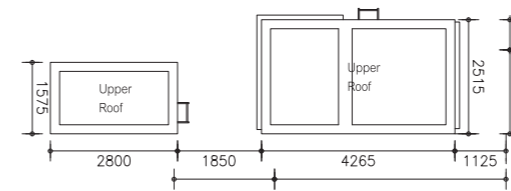
Roof Floor Plan
天台平面圖



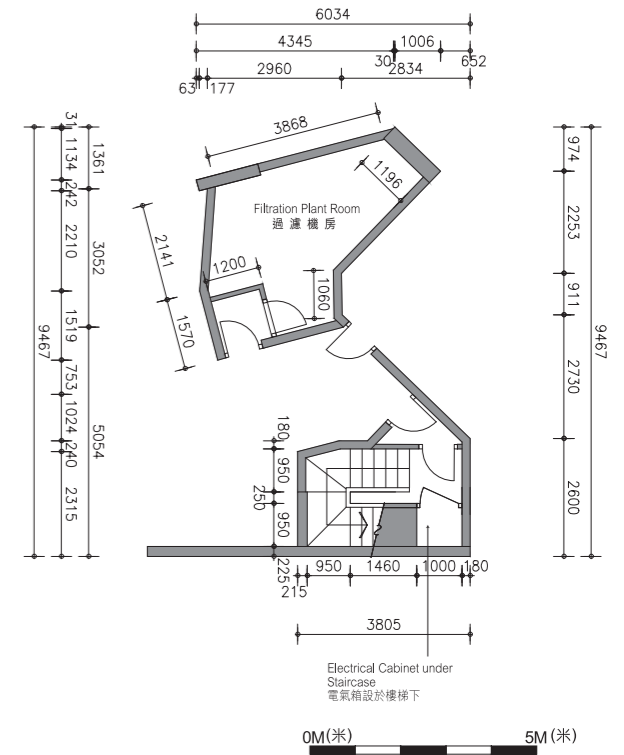
LEGEND 圖例

A/C = Air Conditioner Platform = 空調機平台
A/C Above = Air Conditioner Platform Above = 上層空調機平台
A/C Plant Room = Air Conditioning Plant Room = 空調機房
AD = Air / Ventilation Duct = 空氣管道/通風槽
AF = Architectural Feature = 建築裝飾
AF Above = Architectural Feature Above = 上層建築裝飾
Bal = Balcony = 露台
Bal Above = Balcony Above = 上層露台
Bath = Bathroom = 浴室
BW = Bay Window = 窗台
BW Above = Bay Window Above = 上層窗台
Bedroom = 睡房
Canopy = 簷篷
Canopy Above = 上層簷篷
CABD Room = Communal Aerial Broadcast Distribution Room = 公共天線系統房
C Flat Roof = Common Flat Roof = 公用平台
C Roof = Common Roof = 公用天台
D = Down = 下
Dining = Dining Room / Area = 飯廳
ELV = Low Voltage Electrical Duct / Cabinet = 低電壓管道/箱
EMC = Electrical Meter Cabinet = 電錶箱
EMR = Electrical Meter Room = 電錶房
Family = Family Room / Area = 起居室
FH = Fire Hydrant = 消防栓

Flat Roof = 平台
Floor Above = 上層樓面
Garden = 花園
HR = Hose Reel = 消防喉轆
Kitchen = 廚房
Lift = 升降機
Lift Lobby = 升降機大堂
Lift Machine Room = 升降機機房
Living = Living Room / Area = 客廳
M Bath = Master Bathroom = 主人浴室
Master Bedroom = 主人睡房
MV = Mechanical Ventilation = 機械通風
Pantry = 備餐間
PD = Pipe Duct = 喉管管道槽
Planter = 花槽
Ramp = 斜路
RS / MRR = Refuse Storage / Material Recovery Room = 垃圾及物料回收房
Roof = 天台
Store / Sto = Store = 儲物房
Study = Study Room = 書房
TD = Telephone Duct = 電話線槽
T / Lav = Toilet / Lavatory = 洗手間
Top of A/C = Top of Cover for Air Conditioner = 下層空調機蓋頂
Top of BW = Top of Bay Window = 下層窗台頂



Upper Roof Floor Plan
高層天台平面圖



Basement Floor Plan
地庫平面圖

U = Up = 上
Upper Roof = 天台高層
UP = Utility Platform = 工作平台
UP Above = Utility Platform Above = 上層工作平台
Void = 中空
WMC = Water Meter Cabinet = 水錶箱

1. Floor-to-floor height (refer to the height between the top surface of the structural slab of a floor and the top surface of the structural slab of its immediate upper floor) : Basement is 3.8m, G/F is 3.95m, 4.2m & 7.05m, 1/F and 2/F is 3.5m, stairhood is 2.5m.
層與層之間的高度(指該樓層之石屎地台面與上一層石屎地台面之高度距離)：地庫為3.8米，地下為3.95米，4.2米及7.05米，一樓及二樓為3.5米，梯屋為2.5米。
2. The thickness of the floor slabs (excluding plaster) is 150mm, 200mm, 250mm & 300mm.
樓板厚度(不包括灰泥)為150毫米，200毫米，250毫米及300毫米。
3. The internal areas of the residential properties on the upper floors will generally be slightly larger than those on the lower floors because of the reducing thickness of the structural walls on the upper floors. 因住宅物業的較高樓層的結構牆的厚度遞減，較高樓層的內部面積，一般比較低樓層的內部面積稍大。
4. The dimensions in the floor plans are all structural dimensions in millimetre.
平面圖之尺規所列數字為以毫米標示之建築結構尺寸。



Floor plans of residential properties in the development

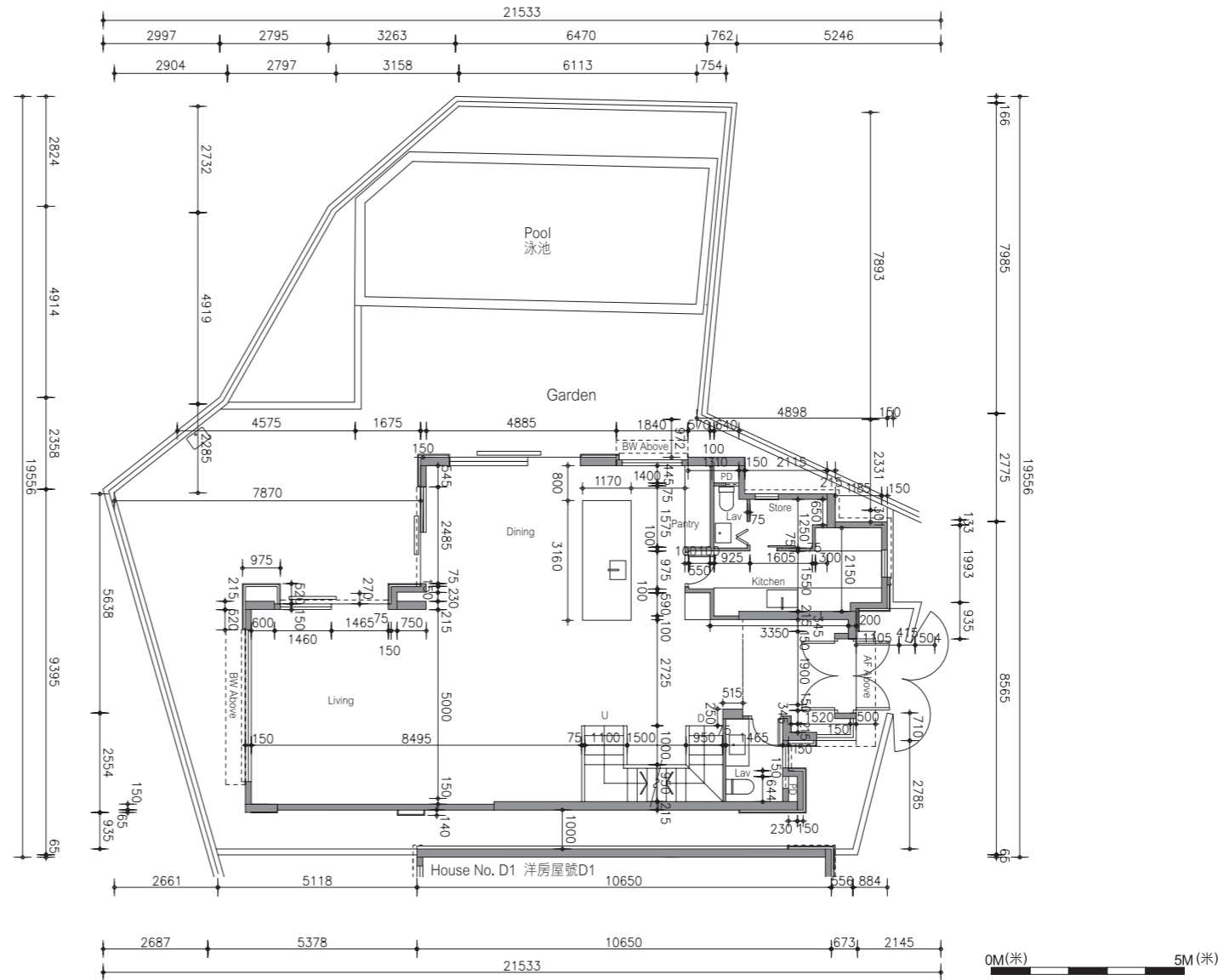
發展項目的住宅物業的樓面平面圖

House Number A3 洋房屋號 A3 Ground Floor Plan 地下平面圖



LEGEND 圖例

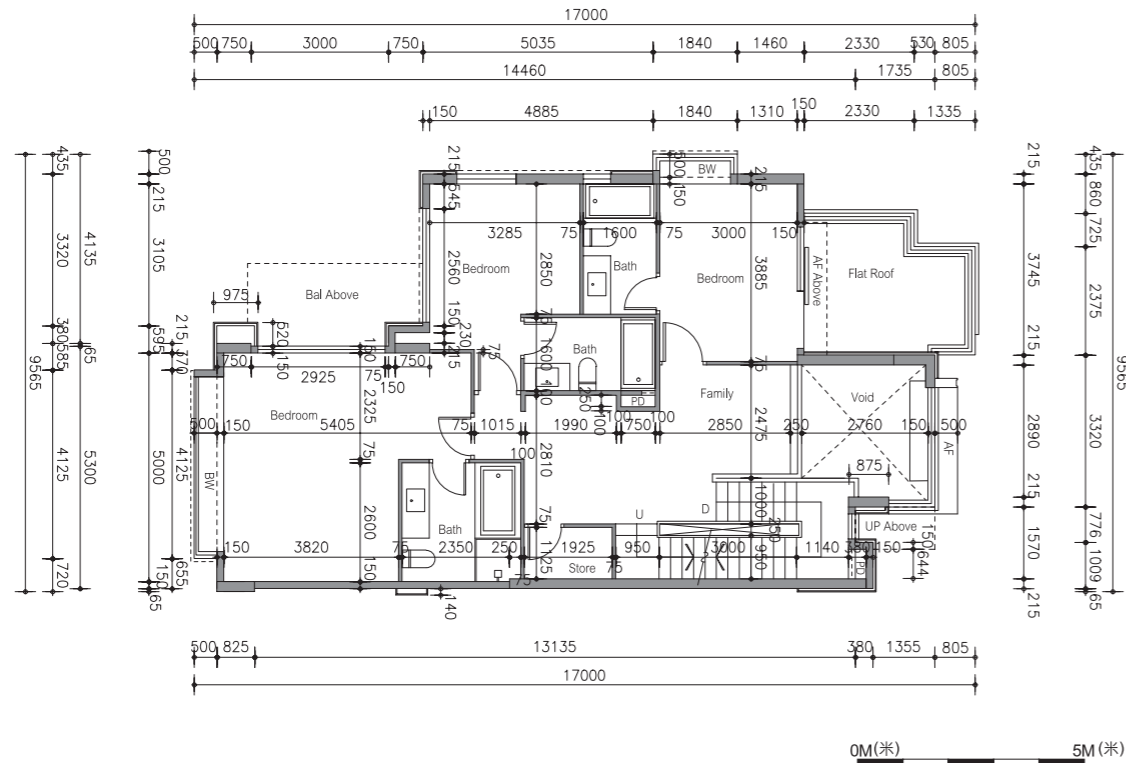
- A/C = Air Conditioner Platform = 空調機平台
- A/C Above = Air Conditioner Platform Above = 上層空調機平台
- A/C Plant Room = Air Conditioning Plant Room = 空調機房
- AD = Air / Ventilation Duct = 空氣管道/通風槽
- AF = Architectural Feature = 建築裝飾
- AF Above = Architectural Feature Above = 上層建築裝飾
- Bal = Balcony = 露台
- Bal Above = Balcony Above = 上層露台
- Bath = Bathroom = 浴室
- BW = Bay Window = 窗台
- BW Above = Bay Window Above = 上層窗台
- Bedroom = 睡房
- Canopy = 簷篷
- Canopy Above = 上層簷篷
- CABD Room = Communal Aerial Broadcast Distribution Room = 公共天線系統房
- C Flat Roof = Common Flat Roof = 公用平台
- C Roof = Common Roof = 公用天台
- D = Down = 下
- Dining = Dining Room / Area = 飯廳
- ELV = Low Voltage Electrical Duct / Cabinet = 低電壓管道/箱
- EMC = Electrical Meter Cabinet = 電錶箱
- EMR = Electrical Meter Room = 電錶房
- Family = Family Room / Area = 起居室
- FH = Fire Hydrant = 消防栓
- Flat Roof = 平台
- Floor Above = 上層樓面
- Garden = 花園
- HR = Hose Reel = 消防喉轆
- Kitchen = 廚房
- Lift = 升降機
- Lift Lobby = 升降機大堂
- Lift Machine Room = 升降機機房
- Living = Living Room / Area = 客廳
- M Bath = Master Bathroom = 主人浴室
- Master Bedroom = 主人睡房
- MV = Mechanical Ventilation = 機械通風
- Pantry = 備餐間
- PD = Pipe Duct = 喉管管道槽
- Planter = 花槽
- Ramp = 斜路
- RS / MRR = Refuse Storage / Material Recovery Room = 垃圾及物料回收房
- Roof = 天台
- Store / Sto = Store = 儲物房
- Study = Study Room = 書房
- TD = Telephone Duct = 電話線槽
- T / Lav = Toilet / Lavatory = 洗手間
- Top of A/C = Top of Cover for Air Conditioner = 下層空調機蓋頂
- Top of BW = Top of Bay Window = 下層窗台頂
- U = Up = 上
- Upper Roof = 天台高層
- UP = Utility Platform = 工作平台
- UP Above = Utility Platform Above = 上層工作平台
- Void = 中空
- WMC = Water Meter Cabinet = 水錶箱



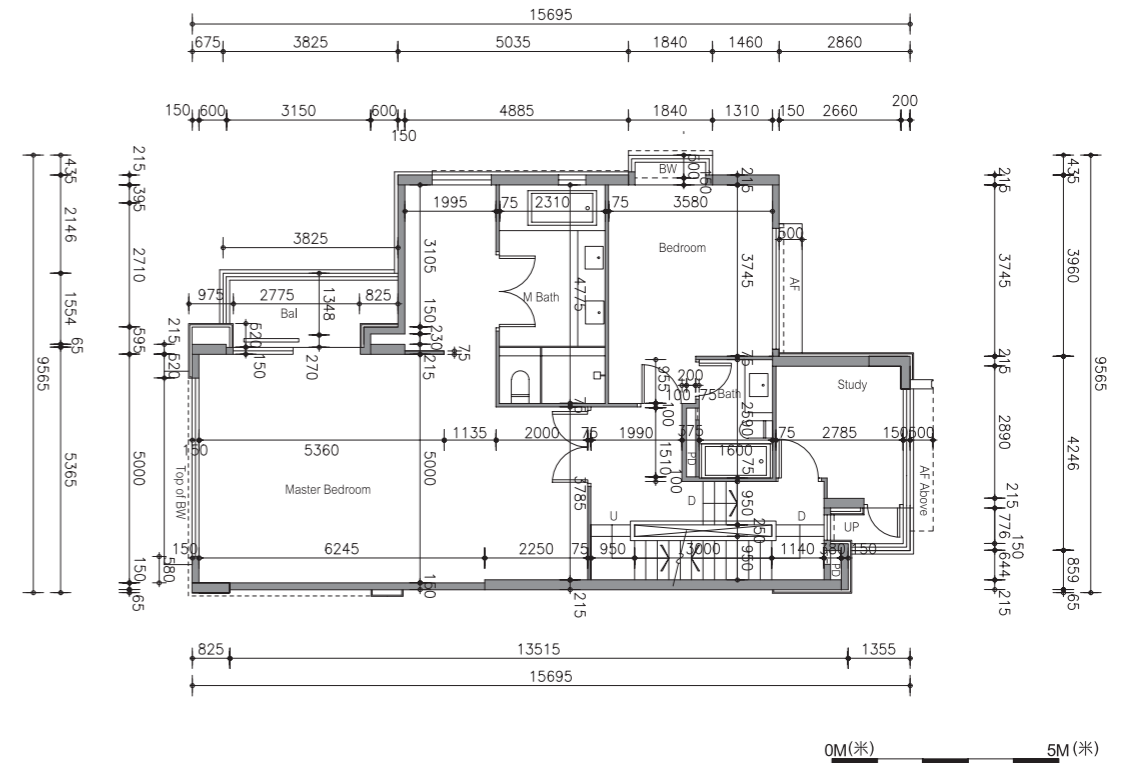
1. Floor-to-floor height (refer to the height between the top surface of the structural slab of a floor and the top surface of the structural slab of its immediate upper floor) : Basement is 3.6m & 3.8m, G/F is 3.95m, 4.2m & 7.05m, 1/F and 2/F is 3.5m, stairhood is 2.5m.
層與層之間的高度（指該樓層之石屎地台面與上一層石屎地台面之高度距離）：地庫為3.6米及3.8米，地下為3.95米，4.2米及7.05米，一樓及二樓為3.5米，梯屋為2.5米。
2. The thickness of the floor slabs (excluding plaster) is 150mm, 200mm, 250mm & 300mm.
樓板厚度（不包括灰泥）為150毫米，200毫米，250毫米及300毫米。
3. The internal areas of the residential properties on the upper floors will generally be slightly larger than those on the lower floors because of the reducing thickness of the structural walls on the upper floors.
因住宅物業的較高樓層的結構牆的厚度遞減，較高樓層的內部面積，一般比較低樓層的內部面積稍大。
4. The dimensions in the floor plans are all structural dimensions in millimetre.
平面圖之尺規所列數字為以毫米標示之建築結構尺寸。

Floor plans of residential properties in the development 發展項目的住宅物業的樓面平面圖

House Number A3 洋房屋號A3 Floor Plan 平面圖



1st Floor Plan
一樓平面圖



2nd Floor Plan
二樓平面圖

LEGEND 圖例

A/C = Air Conditioner Platform = 空調機平台
 A/C Above = Air Conditioner Platform Above = 上層空調機平台
 A/C Plant Room = Air Conditioning Plant Room = 空調機房
 AD = Air / Ventilation Duct = 空氣管道/通風槽
 AF = Architectural Feature = 建築裝飾
 AF Above = Architectural Feature Above = 上層建築裝飾
 Bal = Balcony = 露台
 Bal Above = Balcony Above = 上層露台
 Bath = Bathroom = 浴室
 BW = Bay Window = 窗台
 BW Above = Bay Window Above = 上層窗台
 Bedroom = 睡房
 Canopy = 簷篷
 Canopy Above = 上層簷篷
 CABD Room = Communal Aerial Broadcast Distribution Room = 公共天線系統房
 C Flat Roof = Common Flat Roof = 公用平台
 C Roof = Common Roof = 公用天台
 D = Down = 下
 Dining = Dining Room / Area = 飯廳
 ELV = Low Voltage Electrical Duct / Cabinet = 低電壓管道/箱
 EMC = Electrical Meter Cabinet = 電錶箱
 EMR = Electrical Meter Room = 電錶房
 Family = Family Room / Area = 起居室
 FH = Fire Hydrant = 消防栓

Flat Roof = 平台
 Floor Above = 上層樓面
 Garden = 花園
 HR = Hose Reel = 消防喉轆
 Kitchen = 廚房
 Lift = 升降機
 Lift Lobby = 升降機大堂
 Lift Machine Room = 升降機機房
 Living = Living Room / Area = 客廳
 M Bath = Master Bathroom = 主人浴室
 Master Bedroom = 主人睡房
 MV = Mechanical Ventilation = 機械通風
 Pantry = 備餐間
 PD = Pipe Duct = 喉管管道槽
 Planter = 花槽
 Ramp = 斜路
 RS / MRR = Refuse Storage / Material Recovery Room = 垃圾及物料回收房
 Roof = 天台
 Store / Sto = Store = 儲物房
 Study = Study Room = 書房
 TD = Telephone Duct = 電話線槽
 T / Lav = Toilet / Lavatory = 洗手間
 Top of A/C = Top of Cover for Air Conditioner = 下層空調機蓋頂
 Top of BW = Top of Bay Window = 下層窗台頂

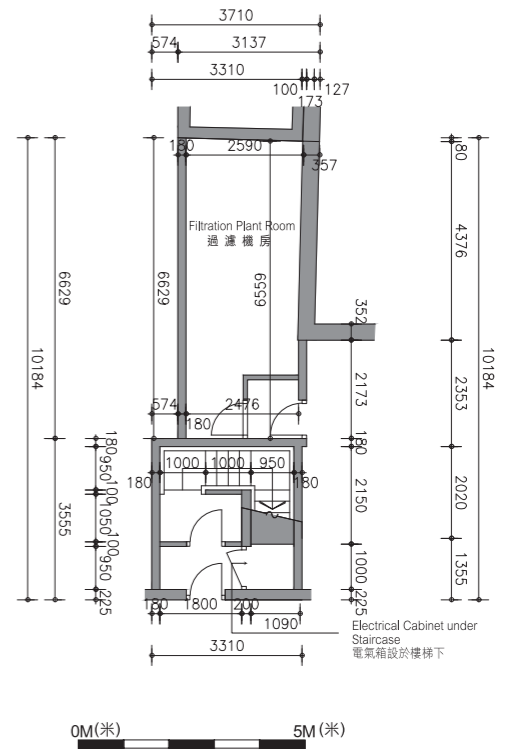
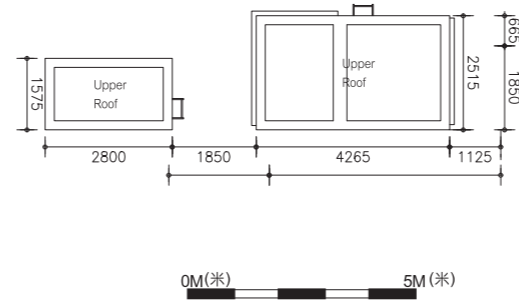
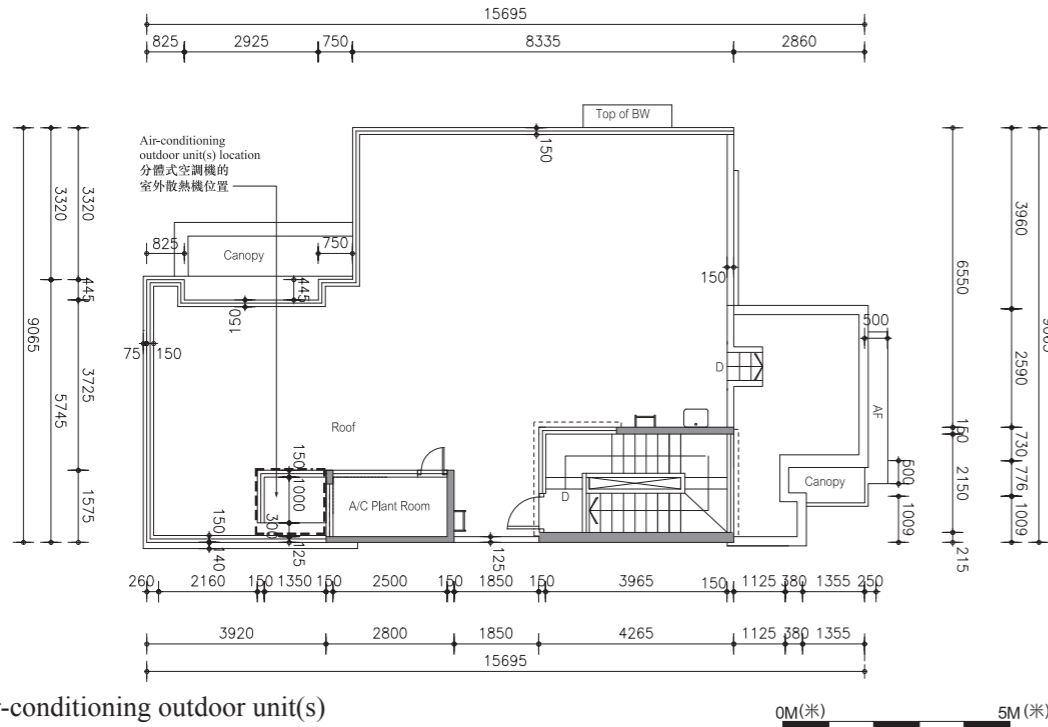
U = Up = 上
 Upper Roof = 天台高層
 UP = Utility Platform = 工作平台
 UP Above = Utility Platform Above = 上層工作平台
 Void = 中空
 WMC = Water Meter Cabinet = 水錶箱

1. Floor-to-floor height (refer to the height between the top surface of the structural slab of a floor and the top surface of the structural slab of its immediate upper floor) : Basement is 3.6m & 3.8m, G/F is 3.95m, 4.2m & 7.05m, 1/F and 2/F is 3.5m, stairhood is 2.5m.
層與層之間的高度（指該樓層之石屎地台面與上一層石屎地台面之高度距離）：地庫為3.6米及3.8米，地下為3.95米，4.2米及7.05米，一樓及二樓為3.5米，梯屋為2.5米
2. The thickness of the floor slabs (excluding plaster) is 150mm, 200mm, 250mm & 300mm.
樓板厚度（不包括灰泥）為150毫米，200毫米，250毫米及300毫米。
3. The internal areas of the residential properties on the upper floors will generally be slightly larger than those on the lower floors because of the reducing thickness of the structural walls on the upper floors. 因住宅物業的較高樓層的結構牆的厚度遞減，較高樓層的內部面積，一般比較低樓層的內部面積稍大。
4. The dimensions in the floor plans are all structural dimensions in millimetre.
平面圖之尺規所列數字為以毫米標示之建築結構尺寸。

Floor plans of residential properties in the development

發展項目的住宅物業的樓面平面圖

House Number A3 洋房屋號 A3 Floor Plan 平面圖



Note: The air-conditioning outdoor unit(s) is/are located at the roof of the house.
備註：分體式空調機的室外散熱機安裝於此洋房天台內。

LEGEND 圖例

A/C = Air Conditioner Platform = 空調機平台
 A/C Above = Air Conditioner Platform Above = 上層空調機平台
 A/C Plant Room = Air Conditioning Plant Room = 空調機房
 AD = Air / Ventilation Duct = 空氣管道/通風槽
 AF = Architectural Feature = 建築裝飾
 AF Above = Architectural Feature Above = 上層建築裝飾
 Bal = Balcony = 露台
 Bal Above = Balcony Above = 上層露台
 Bath = Bathroom = 浴室
 BW = Bay Window = 窗台
 BW Above = Bay Window Above = 上層窗台
 Bedroom = 睡房
 Canopy = 簷篷
 Canopy Above = 上層簷篷
 CABD Room = Communal Aerial Broadcast Distribution Room = 公共天線系統房
 C Flat Roof = Common Flat Roof = 公用平台
 C Roof = Common Roof = 公用天台
 D = Down = 下
 Dining = Dining Room / Area = 飯廳
 ELV = Low Voltage Electrical Duct / Cabinet = 低電壓管道/箱
 EMC = Electrical Meter Cabinet = 電錶箱
 EMR = Electrical Meter Room = 電錶房
 Family = Family Room / Area = 起居室
 FH = Fire Hydrant = 消防栓

Flat Roof = 平台
 Floor Above = 上層樓面
 Garden = 花園
 HR = Hose Reel = 消防喉轆
 Kitchen = 廚房
 Lift = 升降機
 Lift Lobby = 升降機大堂
 Lift Machine Room = 升降機機房
 Living = Living Room / Area = 客廳
 M Bath = Master Bathroom = 主人浴室
 Master Bedroom = 主人睡房
 MV = Mechanical Ventilation = 機械通風
 Pantry = 備餐間
 PD = Pipe Duct = 喉管管道槽
 Planter = 花槽
 Ramp = 斜路
 RS / MRR = Refuse Storage / Material Recovery Room = 垃圾及物料回收房
 Roof = 天台
 Store / Sto = Store = 儲物房
 Study = Study Room = 書房
 TD = Telephone Duct = 電話線槽
 T / Lav = Toilet / Lavatory = 洗手間
 Top of A/C = Top of Cover for Air Conditioner = 下層空調機蓋頂
 Top of BW = Top of Bay Window = 下層窗台頂

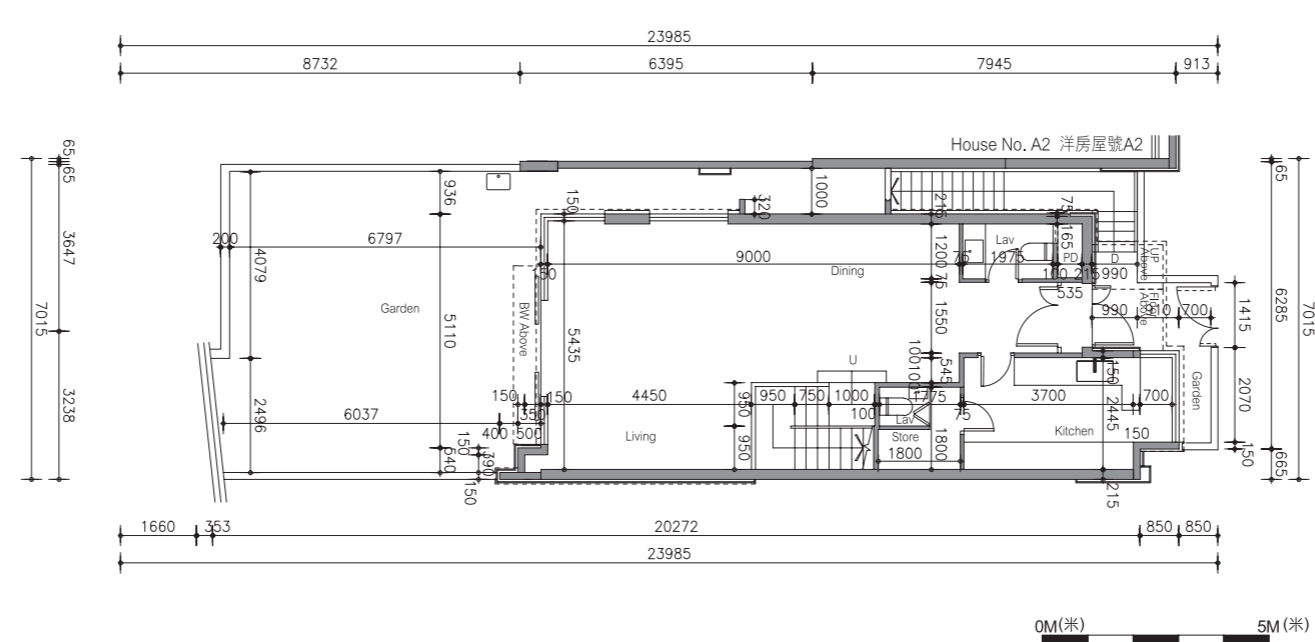
U = Up = 上
 Upper Roof = 天台高層
 UP = Utility Platform = 工作平台
 UP Above = Utility Platform Above = 上層工作平台
 Void = 中空
 WMC = Water Meter Cabinet = 水錶箱

1. Floor-to-floor height (refer to the height between the top surface of the structural slab of a floor and the top surface of the structural slab of its immediate upper floor) : Basement is 3.6m & 3.8m, G/F is 3.95m, 4.2m & 7.05m, 1/F and 2/F is 3.5m, stairhood is 2.5m.
層與層之間的高度（指該樓層之石屎地台面與上一層石屎地台面之高度距離）：地庫為3.6米及3.8米，地下為3.95米，4.2米及7.05米，一樓及二樓為3.5米，梯屋為2.5米
2. The thickness of the floor slabs (excluding plaster) is 150mm, 200mm, 250mm & 300mm.
樓板厚度（不包括灰泥）為150毫米，200毫米，250毫米及300毫米。
3. The internal areas of the residential properties on the upper floors will generally be slightly larger than those on the lower floors because of the reducing thickness of the structural walls on the upper floors. 因住宅物業的較高樓層的結構牆的厚度遞減，較高樓層的內部面積，一般比較低樓層的內部面積稍大。
4. The dimensions in the floor plans are all structural dimensions in millimetre.
平面圖之尺規所列數字為以毫米標示之建築結構尺寸。

Floor plans of residential properties in the development

發展項目的住宅物業的樓面平面圖

House Number B1 洋房屋號B1 Ground Floor Plan 地下平面圖



LEGEND 圖例

A/C = Air Conditioner Platform = 空調機平台
 A/C Above = Air Conditioner Platform Above = 上層空調機平台
 A/C Plant Room = Air Conditioning Plant Room = 空調機房
 AD = Air / Ventilation Duct = 空氣管道/通風槽
 AF = Architectural Feature = 建築裝飾
 AF Above = Architectural Feature Above = 上層建築裝飾
 Bal = Balcony = 露台
 Bal Above = Balcony Above = 上層露台
 Bath = Bathroom = 浴室
 BW = Bay Window = 窗台
 BW Above = Bay Window Above = 上層窗台
 Bedroom = 睡房
 Canopy = 簷篷
 Canopy Above = 上層簷篷
 CABD Room = Communal Aerial Broadcast Distribution Room
 = 公共天線系統房
 C Flat Roof = Common Flat Roof = 公用天台
 C Roof = Common Roof = 公用天台
 D = Down = 下
 Dining = Dining Room / Area = 飯廳
 ELV = Low Voltage Electrical Duct / Cabinet = 低電壓管道/箱
 EMC = Electrical Meter Cabinet = 電錶箱
 EMR = Electrical Meter Room = 電錶房
 Family = Family Room / Area = 起居室
 FH = Fire Hydrant = 消防栓

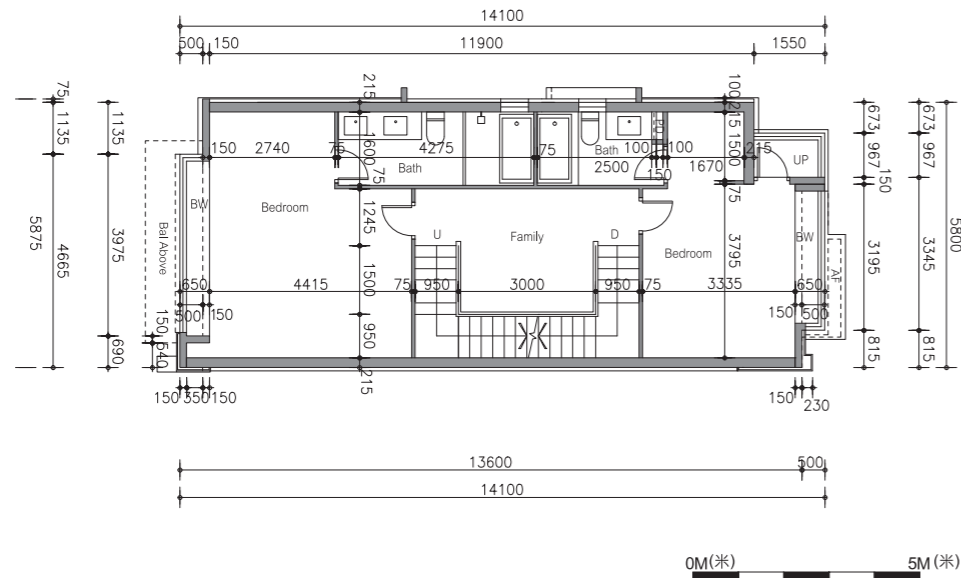
Flat Roof = 平台
 Floor Above = 上層樓面
 Garden = 花園
 HR = Hose Reel = 消防喉轆
 Kitchen = 廚房
 Lift = 升降機
 Lift Lobby = 升降機大堂
 Lift Machine Room = 升降機機房
 Living = Living Room / Area = 客廳
 M Bath = Master Bathroom = 主人浴室
 Master Bedroom = 主人睡房
 MV = Mechanical Ventilation = 機械通風
 Pantry = 備餐間
 PD = Pipe Duct = 喉管管道槽
 Planter = 花槽
 Ramp = 斜路
 RS / MRR = Refuse Storage / Material Recovery Room
 = 垃圾及物料回收房
 Roof = 天台
 Store / Sto = Store = 儲物房
 Study = Study Room = 書房
 TD = Telephone Duct = 電話線槽
 T / Lav = Toilet / Lavatory = 洗手間
 Top of A/C = Top of Cover for Air Conditioner = 下層空調機蓋頂
 Top of BW = Top of Bay Window = 下層窗台頂

U = Up = 上
 Upper Roof = 天台高層
 UP = Utility Platform = 工作平台
 UP Above = Utility Platform Above = 上層工作平台
 Void = 中空
 WMC = Water Meter Cabinet = 水錶箱

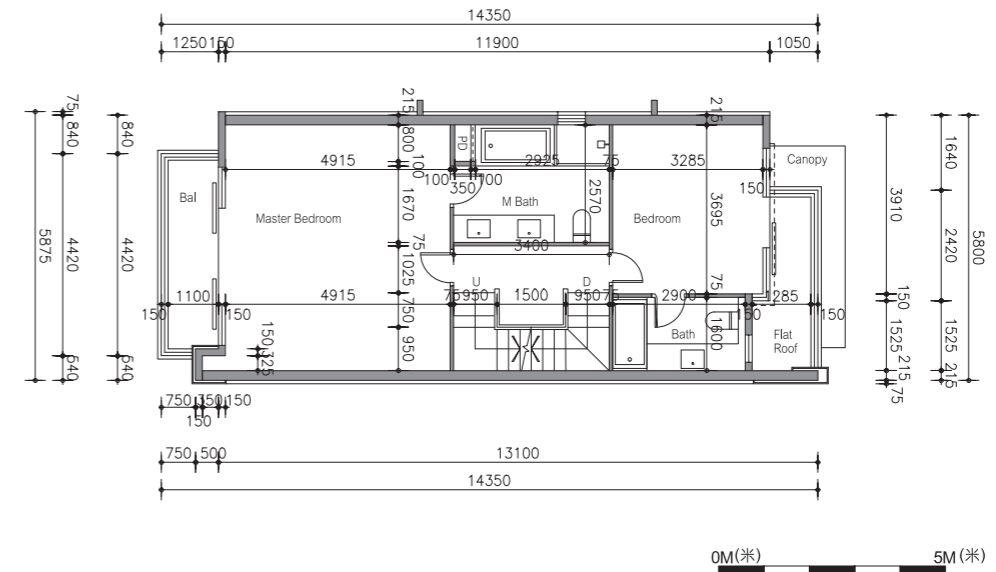
1. Floor-to-floor height (refer to the height between the top surface of the structural slab of a floor and the top surface of the structural slab of its immediate upper floor) : G/F is 4.2m, 1/F is 3.325m & 3.5m, 2/F is 3.5m, stairhood is 2.5m.
 層與層之間的高度(指該樓層之石屎地台面與上一層石屎地台面之高度距離) : 地下為4.2米, 一樓為3.325米及3.5米, 二樓為3.5米, 梯屋為2.5米。
2. The thickness of the floor slabs (excluding plaster) is 150mm, 175mm & 200mm.
 樓板厚度(不包括灰泥)為150毫米, 175毫米及200毫米。
3. The internal areas of the residential properties on the upper floors will generally be slightly larger than those on the lower floors because of the reducing thickness of the structural walls on the upper floors.
 因住宅物業的較高樓層的結構牆的厚度遞減, 較高樓層的內部面積, 一般比較低樓層的內部面積稍大。
4. The dimensions in the floor plans are all structural dimensions in millimetre.
 平面圖之尺規所列數字為以毫米標示之建築結構尺寸。

Floor plans of residential properties in the development 發展項目的住宅物業的樓面平面圖

House Number B1 洋房屋號 B1 Floor Plan 平面圖



1st Floor Plan
一樓平面圖



2nd Floor Plan
二樓平面圖

LEGEND 圖例

A/C = Air Conditioner Platform = 空調機平台
 A/C Above = Air Conditioner Platform Above = 上層空調機平台
 A/C Plant Room = Air Conditioning Plant Room = 空調機房
 AD = Air / Ventilation Duct = 空氣管道/通風槽
 AF = Architectural Feature = 建築裝飾
 AF Above = Architectural Feature Above = 上層建築裝飾
 Bal = Balcony = 露台
 Bal Above = Balcony Above = 上層露台
 Bath = Bathroom = 浴室
 BW = Bay Window = 窗台
 BW Above = Bay Window Above = 上層窗台
 Bedroom = 睡房
 Canopy = 簷篷
 Canopy Above = 上層簷篷
 CABD Room = Communal Aerial Broadcast Distribution Room
 = 公共天線系統房
 C Flat Roof = Common Flat Roof = 公用平台
 C Roof = Common Roof = 公用天台
 D = Down = 下
 Dining = Dining Room / Area = 飯廳
 ELV = Low Voltage Electrical Duct / Cabinet = 低電壓管道/箱
 EMC = Electrical Meter Cabinet = 電錶箱
 EMR = Electrical Meter Room = 電錶房
 Family = Family Room / Area = 起居室
 FH = Fire Hydrant = 消防栓

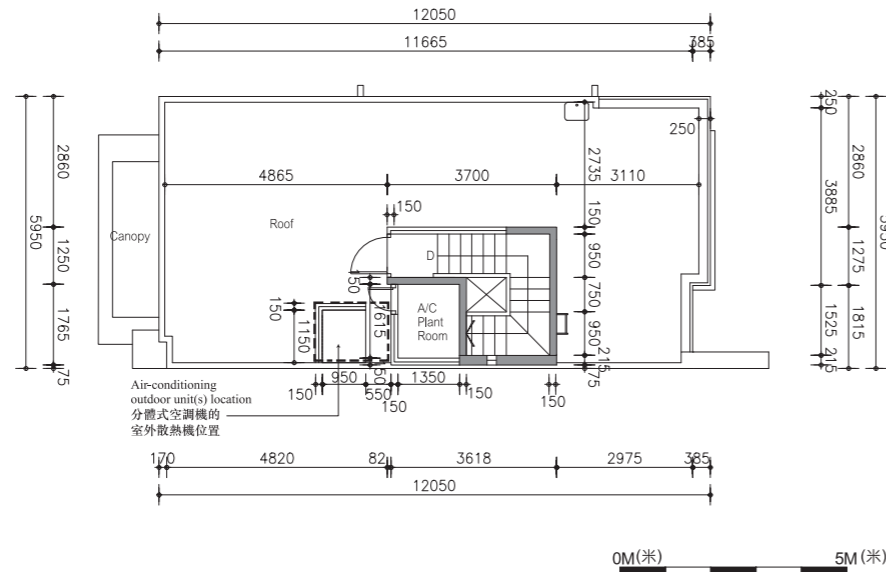
Flat Roof = 平台
 Floor Above = 上層樓面
 Garden = 花園
 HR = Hose Reel = 消防喉轆
 Kitchen = 廚房
 Lift = 升降機
 Lift Lobby = 升降機大堂
 Lift Machine Room = 升降機機房
 Living = Living Room / Area = 客廳
 M Bath = Master Bathroom = 主人浴室
 Master Bedroom = 主人睡房
 MV = Mechanical Ventilation = 機械通風
 Pantry = 備餐間
 PD = Pipe Duct = 喉管管道槽
 Planter = 花槽
 Ramp = 斜路
 RS / MRR = Refuse Storage / Material Recovery Room
 = 垃圾及物料回收房
 Roof = 天台
 Store / Sto = Store = 儲物房
 Study = Study Room = 書房
 TD = Telephone Duct = 電話線槽
 T / Lav = Toilet / Lavatory = 洗手間
 Top of A/C = Top of Cover for Air Conditioner = 下層空調機蓋頂
 Top of BW = Top of Bay Window = 下層窗台頂

U = Up = 上
 Upper Roof = 天台高層
 UP = Utility Platform = 工作平台
 UP Above = Utility Platform Above = 上層工作平台
 Void = 中空
 WMC = Water Meter Cabinet = 水錶箱

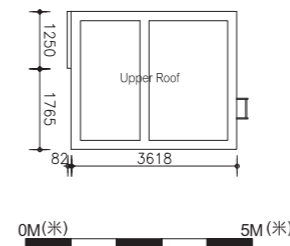
1. Floor-to-floor height (refer to the height between the top surface of the structural slab of a floor and the top surface of the structural slab of its immediate upper floor) : G/F is 4.2m, 1/F is 3.325m & 3.5m, 2/F is 3.5m, stairhood is 2.5m.
 層與層之間的高度(指該樓層之石屎地台面與上一層石屎地台面之高度距離) : 地下為4.2米, 一樓為3.325米及3.5米, 二樓為3.5米, 梯屋為2.5米。
2. The thickness of the floor slabs (excluding plaster) is 150mm, 175mm & 200mm.
 樓板厚度(不包括灰泥)為150毫米, 175毫米及200毫米。
3. The internal areas of the residential properties on the upper floors will generally be slightly larger than those on the lower floors because of the reducing thickness of the structural walls on the upper floors.
 因住宅物業的較高樓層的結構牆的厚度遞減, 較高樓層的內部面積, 一般比較低樓層的內部面積稍大。
4. The dimensions in the floor plans are all structural dimensions in millimetre.
 平面圖之尺規所列數字為以毫米標示之建築結構尺寸。

Floor plans of residential properties in the development 發展項目的住宅物業的樓面平面圖

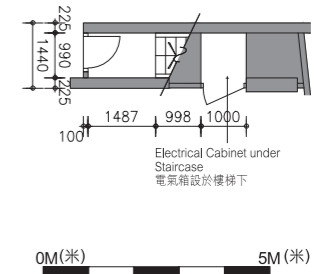
House Number B1 洋房屋號B1 Floor Plan 平面圖



Roof Floor Plan
天台平面圖



Upper Roof Floor Plan
高層天台平面圖



Basement Floor Plan
地庫平面圖

Note: The air-conditioning outdoor unit(s) is/are located at the roof of the house.
備註：分體式空調機的室外散熱機安裝於此洋房天台內。

LEGEND 圖例

A/C = Air Conditioner Platform = 空調機平台
A/C Above = Air Conditioner Platform Above = 上層空調機平台
A/C Plant Room = Air Conditioning Plant Room = 空調機房
AD = Air / Ventilation Duct = 空氣管道/通風槽
AF = Architectural Feature = 建築裝飾
AF Above = Architectural Feature Above = 上層建築裝飾
Bal = Balcony = 露台
Bal Above = Balcony Above = 上層露台
Bath = Bathroom = 浴室
BW = Bay Window = 窗台
BW Above = Bay Window Above = 上層窗台
Bedroom = 睡房
Canopy = 簷篷
Canopy Above = 上層簷篷
CABD Room = Communal Aerial Broadcast Distribution Room = 公共天線系統房
C Flat Roof = Common Flat Roof = 公用平台
C Roof = Common Roof = 公用天台
D = Down = 下
Dining = Dining Room / Area = 飯廳
ELV = Low Voltage Electrical Duct / Cabinet = 低電壓管道/箱
EMC = Electrical Meter Cabinet = 電錶箱
EMR = Electrical Meter Room = 電錶房
Family = Family Room / Area = 起居室
FH = Fire Hydrant = 消防栓

Flat Roof = 平台
Floor Above = 上層樓面
Garden = 花園
HR = Hose Reel = 消防喉轆
Kitchen = 廚房
Lift = 升降機
Lift Lobby = 升降機大堂
Lift Machine Room = 升降機機房
Living = Living Room / Area = 客廳
M Bath = Master Bathroom = 主人浴室
Master Bedroom = 主人睡房
MV = Mechanical Ventilation = 機械通風
Pantry = 備餐間
PD = Pipe Duct = 喉管管道槽
Planter = 花槽
Ramp = 斜路
RS / MRR = Refuse Storage / Material Recovery Room = 垃圾及物料回收房
Roof = 天台
Store / Sto = Store = 儲物房
Study = Study Room = 書房
TD = Telephone Duct = 電話線槽
T / Lav = Toilet / Lavatory = 洗手間
Top of A/C = Top of Cover for Air Conditioner = 下層空調機蓋頂
Top of BW = Top of Bay Window = 下層窗台頂

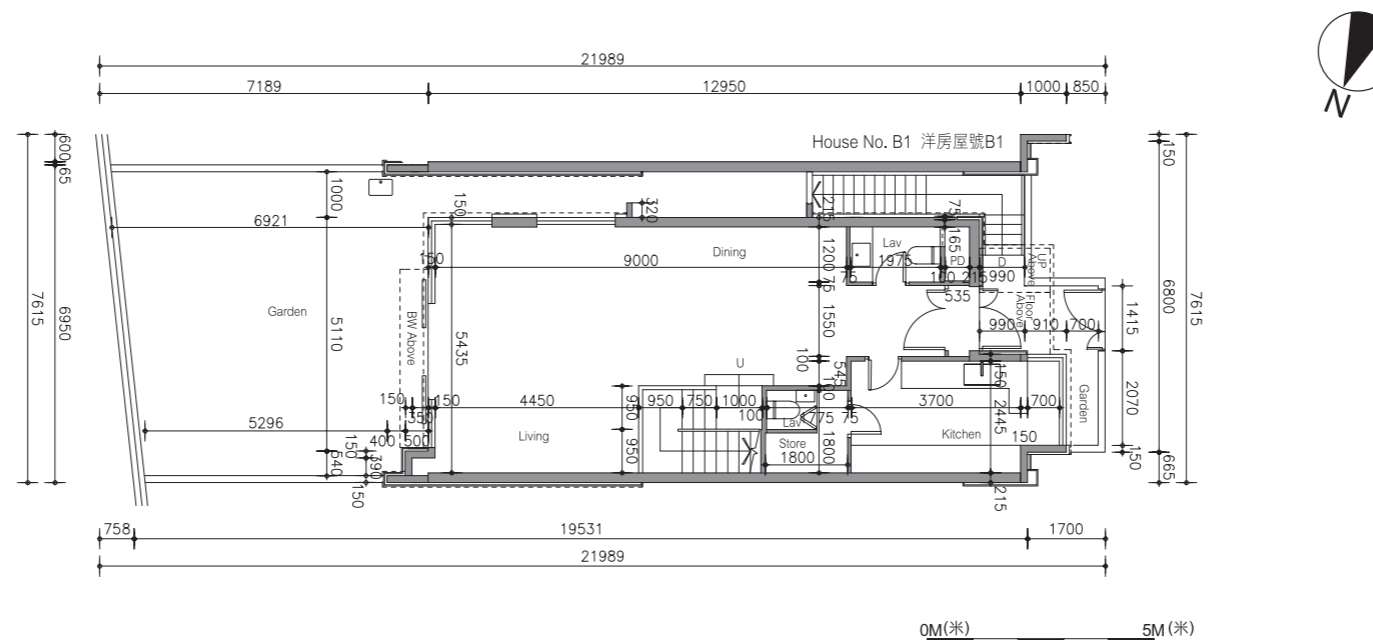
U = Up = 上
Upper Roof = 天台高層
UP = Utility Platform = 工作平台
UP Above = Utility Platform Above = 上層工作平台
Void = 中空
WMC = Water Meter Cabinet = 水錶箱

1. Floor-to-floor height (refer to the height between the top surface of the structural slab of a floor and the top surface of the structural slab of its immediate upper floor) : G/F is 4.2m, 1/F is 3.325m & 3.5m, 2/F is 3.5m, stairhood is 2.5m.
層與層之間的高度(指該樓層之石屎地台面與上一層石屎地台面之高度距離)：地下為4.2米，一樓為3.325米及3.5米，二樓為3.5米，梯屋為2.5米。
2. The thickness of the floor slabs (excluding plaster) is 150mm, 175mm & 200mm.
樓板厚度(不包括灰泥)為150毫米，175毫米及200毫米。
3. The internal areas of the residential properties on the upper floors will generally be slightly larger than those on the lower floors because of the reducing thickness of the structural walls on the upper floors.
因住宅物業的較高樓層的結構牆的厚度遞減，較高樓層的內部面積，一般比較低樓層的內部面積稍大。
4. The dimensions in the floor plans are all structural dimensions in millimetre.
平面圖之尺規所列數字為以毫米標示之建築結構尺寸。

Floor plans of residential properties in the development

發展項目的住宅物業的樓面平面圖

House Number B2 洋房屋號B2 Ground Floor Plan 地下平面圖



LEGEND 圖例

A/C = Air Conditioner Platform = 空調機平台
 A/C Above = Air Conditioner Platform Above = 上層空調機平台
 A/C Plant Room = Air Conditioning Plant Room = 空調機房
 AD = Air / Ventilation Duct = 空氣管道/通風槽
 AF = Architectural Feature = 建築裝飾
 AF Above = Architectural Feature Above = 上層建築裝飾
 Bal = Balcony = 露台
 Bal Above = Balcony Above = 上層露台
 Bath = Bathroom = 浴室
 BW = Bay Window = 窗台
 BW Above = Bay Window Above = 上層窗台
 Bedroom = 睡房
 Canopy = 簷篷
 Canopy Above = 上層簷篷
 CABD Room = Communal Aerial Broadcast Distribution Room = 公共天線系統房
 C Flat Roof = Common Flat Roof = 公用平台
 C Roof = Common Roof = 公用天台
 D = Down = 下
 Dining = Dining Room / Area = 飯廳
 ELV = Low Voltage Electrical Duct / Cabinet = 低電壓管道/箱
 EMC = Electrical Meter Cabinet = 電錶箱
 EMR = Electrical Meter Room = 電錶房
 Family = Family Room / Area = 起居室
 FH = Fire Hydrant = 消防栓

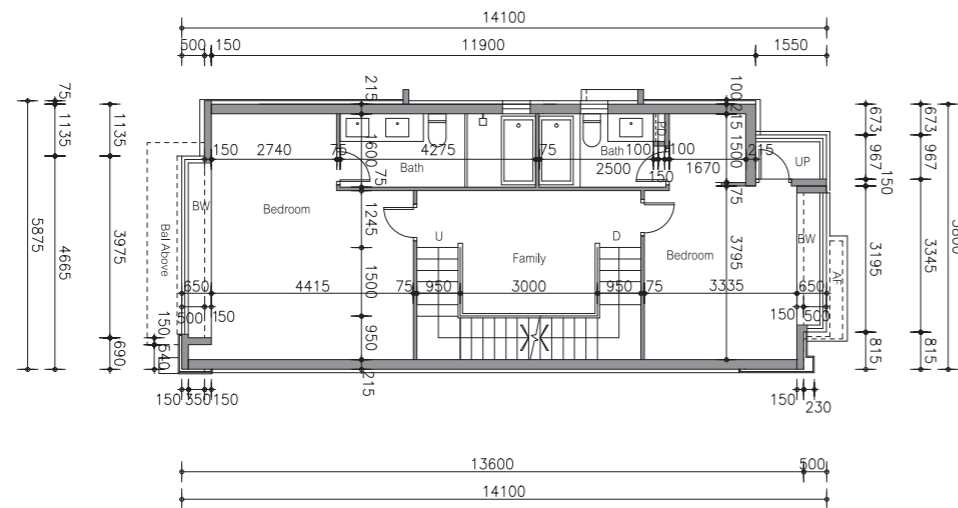
Flat Roof = 平台
 Floor Above = 上層樓面
 Garden = 花園
 HR = Hose Reel = 消防喉轆
 Kitchen = 廚房
 Lift = 升降機
 Lift Lobby = 升降機大堂
 Lift Machine Room = 升降機機房
 Living = Living Room / Area = 客廳
 M Bath = Master Bathroom = 主人浴室
 Master Bedroom = 主人睡房
 MV = Mechanical Ventilation = 機械通風
 Pantry = 備餐間
 PD = Pipe Duct = 喉管管道槽
 Planter = 花槽
 Ramp = 斜路
 RS / MRR = Refuse Storage / Material Recovery Room = 垃圾及物料回收房
 Roof = 天台
 Store / Sto = Store = 儲物房
 Study = Study Room = 書房
 TD = Telephone Duct = 電話線槽
 T / Lav = Toilet / Lavatory = 洗手間
 Top of A/C = Top of Cover for Air Conditioner = 下層空調機蓋頂
 Top of BW = Top of Bay Window = 下層窗台頂

U = Up = 上
 Upper Roof = 天台高層
 UP = Utility Platform = 工作平台
 UP Above = Utility Platform Above = 上層工作平台
 Void = 中空
 WMC = Water Meter Cabinet = 水錶箱

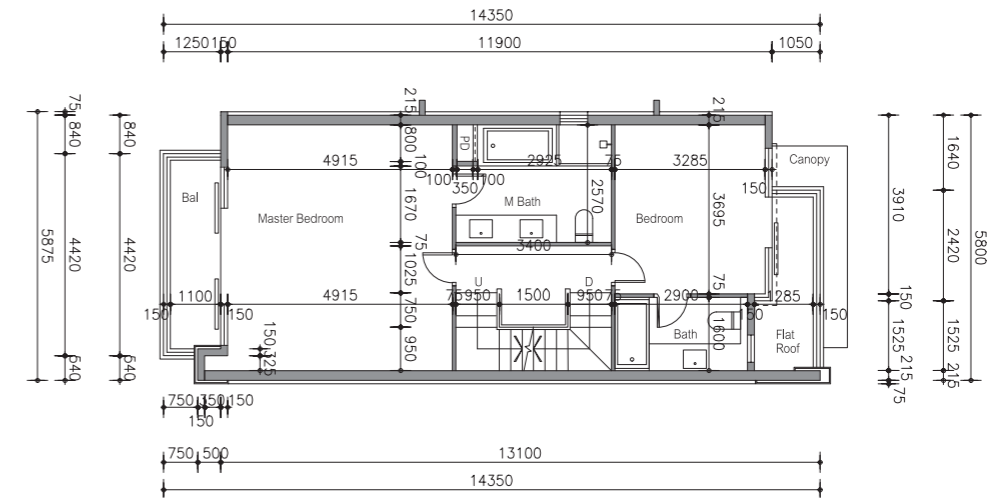
1. Floor-to-floor height (refer to the height between the top surface of the structural slab of a floor and the top surface of the structural slab of its immediate upper floor) : G/F is 4.2m, 1/F is 3.325m & 3.5m, 2/F is 3.5m, stairhood is 2.5m.
層與層之間的高度(指該樓層之石屎地台面與上一層石屎地台面之高度距離) : 地下為4.2米, 一樓為3.325米及3.5米, 二樓為3.5米, 梯屋為2.5米。
2. The thickness of the floor slabs (excluding plaster) is 150mm, 175mm & 200mm.
樓板厚度(不包括灰泥)為150毫米, 175毫米及200毫米。
3. The internal areas of the residential properties on the upper floors will generally be slightly larger than those on the lower floors because of the reducing thickness of the structural walls on the upper floors.
因住宅物業的較高樓層的結構牆的厚度遞減, 較高樓層的內部面積, 一般比較低樓層的內部面積稍大。
4. The dimensions in the floor plans are all structural dimensions in millimetre.
平面圖之尺規所列數字為以毫米標示之建築結構尺寸。

Floor plans of residential properties in the development 發展項目的住宅物業的樓面平面圖

House Number B2 洋房屋號B2 Floor Plan 平面圖



1st Floor Plan
一樓平面圖



2nd Floor Plan
二樓平面圖



LEGEND 圖例

A/C = Air Conditioner Platform = 空調機平台
 A/C Above = Air Conditioner Platform Above = 上層空調機平台
 A/C Plant Room = Air Conditioning Plant Room = 空調機房
 AD = Air / Ventilation Duct = 空氣管道/通風槽
 AF = Architectural Feature = 建築裝飾
 AF Above = Architectural Feature Above = 上層建築裝飾
 Bal = Balcony = 露台
 Bal Above = Balcony Above = 上層露台
 Bath = Bathroom = 浴室
 BW = Bay Window = 窗台
 BW Above = Bay Window Above = 上層窗台
 Bedroom = 睡房
 Canopy = 簷篷
 Canopy Above = 上層簷篷
 CABD Room = Communal Aerial Broadcast Distribution Room
 = 公共天線系統房
 C Flat Roof = Common Flat Roof = 公用平台
 C Roof = Common Roof = 公用天台
 D = Down = 下
 Dining = Dining Room / Area = 飯廳
 ELV = Low Voltage Electrical Duct / Cabinet = 低電壓管道/箱
 EMC = Electrical Meter Cabinet = 電錶箱
 EMR = Electrical Meter Room = 電錶房
 Family = Family Room / Area = 起居室
 FH = Fire Hydrant = 消防栓

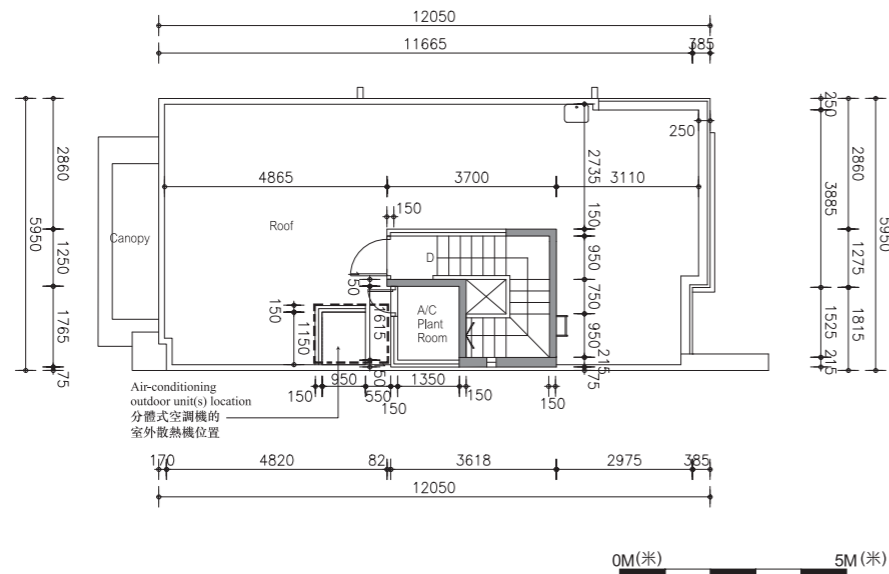
Flat Roof = 平台
 Floor Above = 上層樓面
 Garden = 花園
 HR = Hose Reel = 消防喉轆
 Kitchen = 廚房
 Lift = 升降機
 Lift Lobby = 升降機大堂
 Lift Machine Room = 升降機機房
 Living = Living Room / Area = 客廳
 M Bath = Master Bathroom = 主人浴室
 Master Bedroom = 主人睡房
 MV = Mechanical Ventilation = 機械通風
 Pantry = 備餐間
 PD = Pipe Duct = 喉管管道槽
 Planter = 花槽
 Ramp = 斜路
 RS / MRR = Refuse Storage / Material Recovery Room
 = 垃圾及物料回收房
 Roof = 天台
 Store / Sto = Store = 儲物房
 Study = Study Room = 書房
 TD = Telephone Duct = 電話線槽
 T / Lav = Toilet / Lavatory = 洗手間
 Top of A/C = Top of Cover for Air Conditioner = 下層空調機蓋頂
 Top of BW = Top of Bay Window = 下層窗台頂

U = Up = 上
 Upper Roof = 天台高層
 UP = Utility Platform = 工作平台
 UP Above = Utility Platform Above = 上層工作平台
 Void = 中空
 WMC = Water Meter Cabinet = 水錶箱

1. Floor-to-floor height (refer to the height between the top surface of the structural slab of a floor and the top surface of the structural slab of its immediate upper floor) : G/F is 4.2m, 1/F is 3.325m & 3.5m, 2/F is 3.5m, stairhood is 2.5m.
層與層之間的高度(指該樓層之石屎地台面與上一層石屎地台面之高度距離) : 地下為4.2米, 一樓為3.325米及3.5米, 二樓為3.5米, 梯屋為2.5米。
2. The thickness of the floor slabs (excluding plaster) is 150mm, 175mm & 200mm.
樓板厚度(不包括灰泥)為150毫米, 175毫米及200毫米。
3. The internal areas of the residential properties on the upper floors will generally be slightly larger than those on the lower floors because of the reducing thickness of the structural walls on the upper floors.
因住宅物業的較高樓層的結構牆的厚度遞減, 較高樓層的內部面積, 一般比較低樓層的內部面積稍大。
4. The dimensions in the floor plans are all structural dimensions in millimetre.
平面圖之尺規所列數字為以毫米標示之建築結構尺寸。

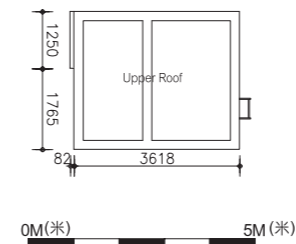
Floor plans of residential properties in the development 發展項目的住宅物業的樓面平面圖

House Number B2 洋房屋號B2 Floor Plan 平面圖

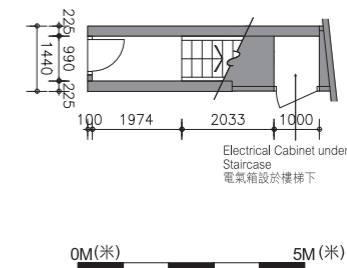


Roof Floor Plan
天台平面圖

Note: The air-conditioning outdoor unit(s) is/are located at the roof of the house.
備註：分體式空調機的室外散熱機安裝於此洋房天台內。



Upper Roof Floor Plan
高層天台平面圖



Basement Floor Plan
地庫平面圖

LEGEND 圖例

A/C = Air Conditioner Platform = 空調機平台
A/C Above = Air Conditioner Platform Above = 上層空調機平台
A/C Plant Room = Air Conditioning Plant Room = 空調機房
AD = Air / Ventilation Duct = 空氣管道/通風槽
AF = Architectural Feature = 建築裝飾
AF Above = Architectural Feature Above = 上層建築裝飾
Bal = Balcony = 露台
Bal Above = Balcony Above = 上層露台
Bath = Bathroom = 浴室
BW = Bay Window = 窗台
BW Above = Bay Window Above = 上層窗台
Bedroom = 睡房
Canopy = 簷篷
Canopy Above = 上層簷篷
CABD Room = Communal Aerial Broadcast Distribution Room = 公共天線系統房
C Flat Roof = Common Flat Roof = 公用平台
C Roof = Common Roof = 公用天台
D = Down = 下
Dining = Dining Room / Area = 飯廳
ELV = Low Voltage Electrical Duct / Cabinet = 低電壓管道/箱
EMC = Electrical Meter Cabinet = 電錶箱
EMR = Electrical Meter Room = 電錶房
Family = Family Room / Area = 起居室
FH = Fire Hydrant = 消防栓

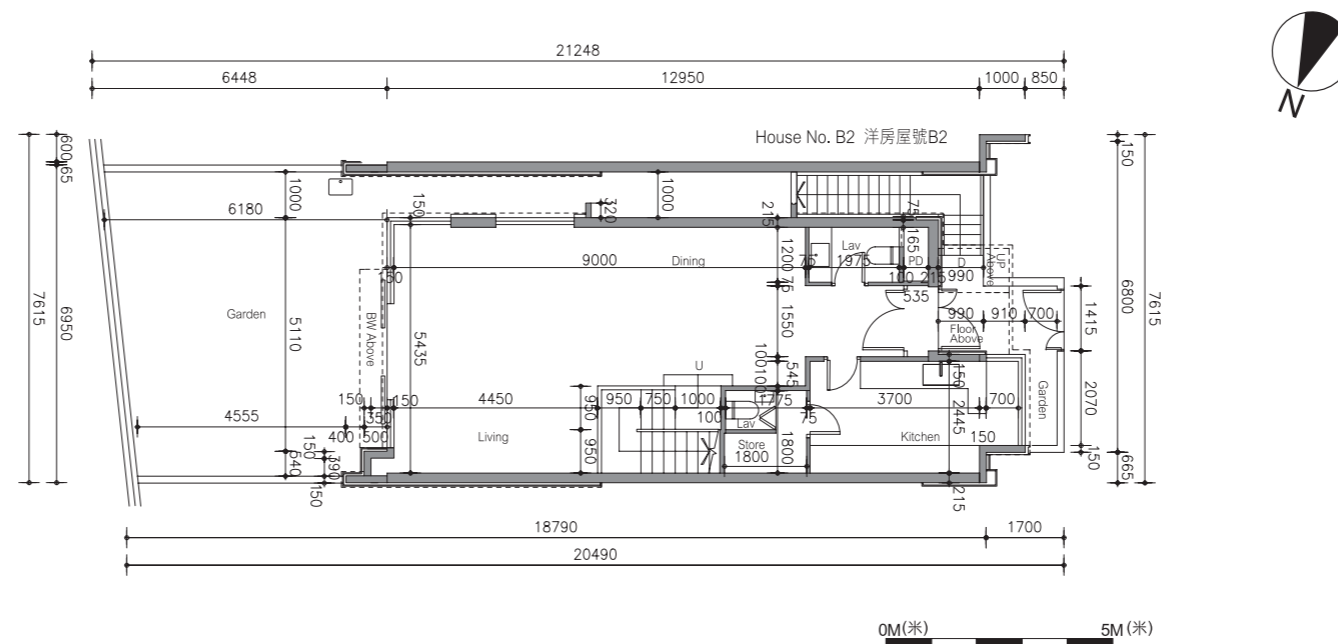
Flat Roof = 平台
Floor Above = 上層樓面
Garden = 花園
HR = Hose Reel = 消防喉轆
Kitchen = 廚房
Lift = 升降機
Lift Lobby = 升降機大堂
Lift Machine Room = 升降機機房
Living = Living Room / Area = 客廳
M Bath = Master Bathroom = 主人浴室
Master Bedroom = 主人睡房
MV = Mechanical Ventilation = 機械通風
Pantry = 備餐間
PD = Pipe Duct = 喉管管道槽
Planter = 花槽
Ramp = 斜路
RS / MRR = Refuse Storage / Material Recovery Room = 垃圾及物料回收房
Roof = 天台
Store / Sto = Store = 儲物房
Study = Study Room = 書房
TD = Telephone Duct = 電話線槽
T / Lav = Toilet / Lavatory = 洗手間
Top of A/C = Top of Cover for Air Conditioner = 下層空調機蓋頂
Top of BW = Top of Bay Window = 下層窗台頂

U = Up = 上
Upper Roof = 天台高層
UP = Utility Platform = 工作平台
UP Above = Utility Platform Above = 上層工作平台
Void = 中空
WMC = Water Meter Cabinet = 水錶箱

1. Floor-to-floor height (refer to the height between the top surface of the structural slab of a floor and the top surface of the structural slab of its immediate upper floor) : G/F is 4.2m, 1/F is 3.325m & 3.5m, 2/F is 3.5m, stairhood is 2.5m.
層與層之間的高度(指該樓層之石屎地台面與上一層石屎地台面之高度距離)：地下為4.2米，一樓為3.325米及3.5米，二樓為3.5米，梯屋為2.5米。
2. The thickness of the floor slabs (excluding plaster) is 150mm, 175mm & 200mm.
樓板厚度(不包括灰泥)為150毫米，175毫米及200毫米。
3. The internal areas of the residential properties on the upper floors will generally be slightly larger than those on the lower floors because of the reducing thickness of the structural walls on the upper floors.
因住宅物業的較高樓層的結構牆的厚度遞減，較高樓層的內部面積，一般比較低樓層的內部面積稍大。
4. The dimensions in the floor plans are all structural dimensions in millimetre.
平面圖之尺規所列數字為以毫米標示之建築結構尺寸。

Floor plans of residential properties in the development 發展項目的住宅物業的樓面平面圖

House Number B3 洋房屋號B3 Ground Floor Plan 地下平面圖



LEGEND 圖例

A/C = Air Conditioner Platform = 空調機平台
 A/C Above = Air Conditioner Platform Above = 上層空調機平台
 A/C Plant Room = Air Conditioning Plant Room = 空調機房
 AD = Air / Ventilation Duct = 空氣管道/通風槽
 AF = Architectural Feature = 建築裝飾
 AF Above = Architectural Feature Above = 上層建築裝飾
 Bal = Balcony = 露台
 Bal Above = Balcony Above = 上層露台
 Bath = Bathroom = 浴室
 BW = Bay Window = 窗台
 BW Above = Bay Window Above = 上層窗台
 Bedroom = 睡房
 Canopy = 簷篷
 Canopy Above = 上層簷篷
 CABD Room = Communal Aerial Broadcast Distribution Room
 = 公共天線系統房
 C Flat Roof = Common Flat Roof = 公用天台
 C Roof = Common Roof = 公用天台
 D = Down = 下
 Dining = Dining Room / Area = 飯廳
 ELV = Low Voltage Electrical Duct / Cabinet = 低電壓管道/箱
 EMC = Electrical Meter Cabinet = 電錶箱
 EMR = Electrical Meter Room = 電錶房
 Family = Family Room / Area = 起居室
 FH = Fire Hydrant = 消防栓

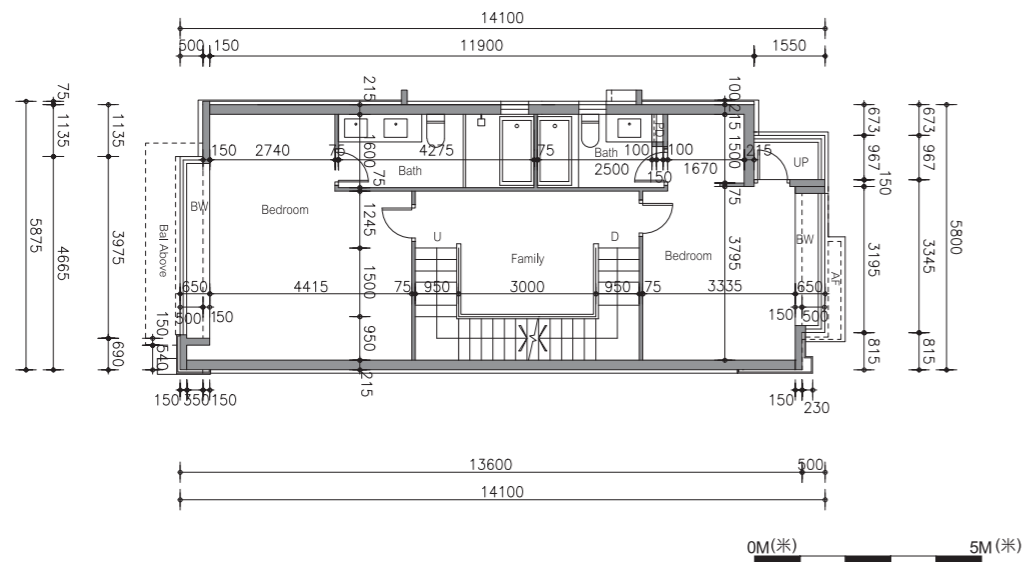
Flat Roof = 平台
 Floor Above = 上層樓面
 Garden = 花園
 HR = Hose Reel = 消防喉轆
 Kitchen = 廚房
 Lift = 升降機
 Lift Lobby = 升降機大堂
 Lift Machine Room = 升降機機房
 Living = Living Room / Area = 客廳
 M Bath = Master Bathroom = 主人浴室
 Master Bedroom = 主人睡房
 MV = Mechanical Ventilation = 機械通風
 Pantry = 備餐間
 PD = Pipe Duct = 喉管管道槽
 Planter = 花槽
 Ramp = 斜路
 RS / MRR = Refuse Storage / Material Recovery Room
 = 垃圾及物料回收房
 Roof = 天台
 Store / Sto = Store = 儲物房
 Study = Study Room = 書房
 TD = Telephone Duct = 電話線槽
 T / Lav = Toilet / Lavatory = 洗手間
 Top of A/C = Top of Cover for Air Conditioner = 下層空調機蓋頂
 Top of BW = Top of Bay Window = 下層窗台頂

U = Up = 上
 Upper Roof = 天台高層
 UP = Utility Platform = 工作平台
 UP Above = Utility Platform Above = 上層工作平台
 Void = 中空
 WMC = Water Meter Cabinet = 水錶箱

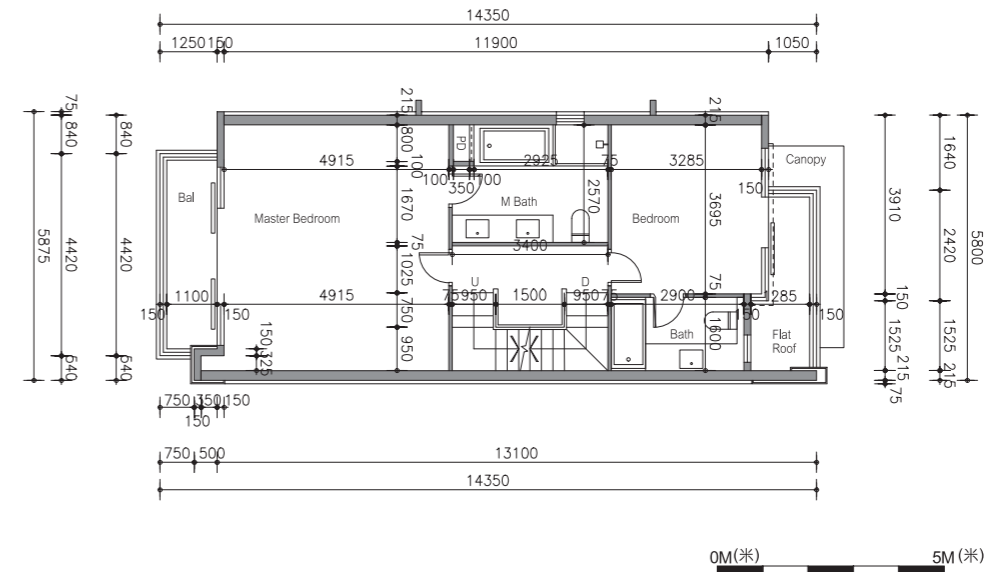
1. Floor-to-floor height (refer to the height between the top surface of the structural slab of a floor and the top surface of the structural slab of its immediate upper floor) : G/F is 4.2m, 1/F is 3.325m & 3.5m, 2/F is 3.5m, stairhood is 2.5m.
 層與層之間的高度(指該樓層之石屎地台面與上一層石屎地台面之高度距離) : 地下為4.2米, 一樓為3.325米及3.5米, 二樓為3.5米, 梯屋為2.5米。
2. The thickness of the floor slabs (excluding plaster) is 150mm, 175mm & 200mm.
 樓板厚度(不包括灰泥)為150毫米, 175毫米及200毫米。
3. The internal areas of the residential properties on the upper floors will generally be slightly larger than those on the lower floors because of the reducing thickness of the structural walls on the upper floors.
 因住宅物業的較高樓層的結構牆的厚度遞減, 較高樓層的內部面積, 一般比較低樓層的內部面積稍大。
4. The dimensions in the floor plans are all structural dimensions in millimetre.
 平面圖之尺規所列數字為以毫米標示之建築結構尺寸。

Floor plans of residential properties in the development 發展項目的住宅物業的樓面平面圖

House Number B3 洋房屋號 B3 Floor Plan 平面圖



1st Floor Plan
一樓平面圖



2nd Floor Plan
二樓平面圖

LEGEND 圖例

A/C = Air Conditioner Platform = 空調機平台
 A/C Above = Air Conditioner Platform Above = 上層空調機平台
 A/C Plant Room = Air Conditioning Plant Room = 空調機房
 AD = Air / Ventilation Duct = 空氣管道/通風槽
 AF = Architectural Feature = 建築裝飾
 AF Above = Architectural Feature Above = 上層建築裝飾
 Bal = Balcony = 露台
 Bal Above = Balcony Above = 上層露台
 Bath = Bathroom = 浴室
 BW = Bay Window = 窗台
 BW Above = Bay Window Above = 上層窗台
 Bedroom = 睡房
 Canopy = 簷篷
 Canopy Above = 上層簷篷
 CABD Room = Communal Aerial Broadcast Distribution Room
 = 公共天線系統房
 C Flat Roof = Common Flat Roof = 公用平台
 C Roof = Common Roof = 公用天台
 D = Down = 下
 Dining = Dining Room / Area = 飯廳
 ELV = Low Voltage Electrical Duct / Cabinet = 低電壓管道/箱
 EMC = Electrical Meter Cabinet = 電錶箱
 EMR = Electrical Meter Room = 電錶房
 Family = Family Room / Area = 起居室
 FH = Fire Hydrant = 消防栓

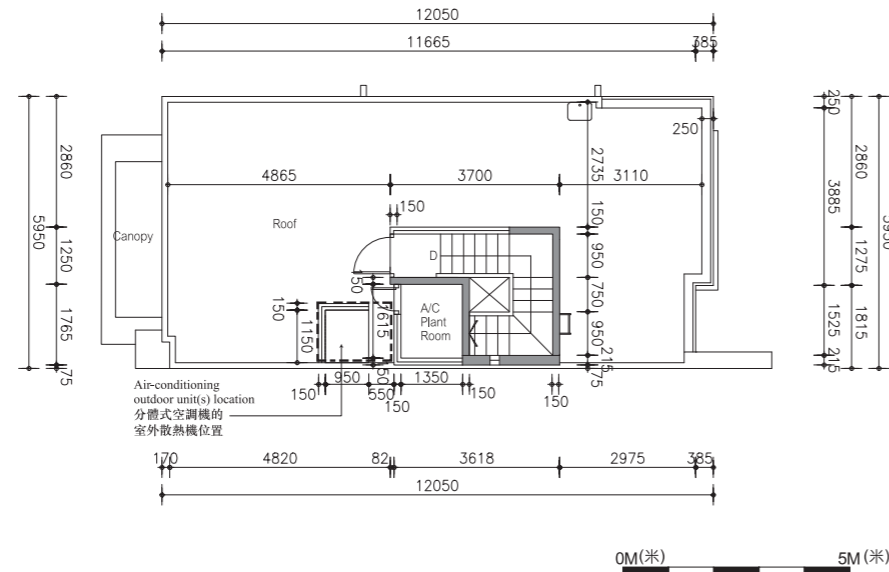
Flat Roof = 平台
 Floor Above = 上層樓面
 Garden = 花園
 HR = Hose Reel = 消防喉轆
 Kitchen = 廚房
 Lift = 升降機
 Lift Lobby = 升降機大堂
 Lift Machine Room = 升降機機房
 Living = Living Room / Area = 客廳
 M Bath = Master Bathroom = 主人浴室
 Master Bedroom = 主人睡房
 MV = Mechanical Ventilation = 機械通風
 Pantry = 備餐間
 PD = Pipe Duct = 喉管管道槽
 Planter = 花槽
 Ramp = 斜路
 RS / MRR = Refuse Storage / Material Recovery Room
 = 垃圾及物料回收房
 Roof = 天台
 Store / Sto = Store = 儲物房
 Study = Study Room = 書房
 TD = Telephone Duct = 電話線槽
 T / Lav = Toilet / Lavatory = 洗手間
 Top of A/C = Top of Cover for Air Conditioner = 下層空調機蓋頂
 Top of BW = Top of Bay Window = 下層窗台頂

U = Up = 上
 Upper Roof = 天台高層
 UP = Utility Platform = 工作平台
 UP Above = Utility Platform Above = 上層工作平台
 Void = 中空
 WMC = Water Meter Cabinet = 水錶箱

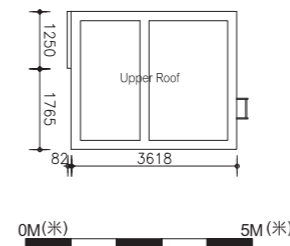
1. Floor-to-floor height (refer to the height between the top surface of the structural slab of a floor and the top surface of the structural slab of its immediate upper floor) : G/F is 4.2m, 1/F is 3.325m & 3.5m, 2/F is 3.5m, stairhood is 2.5m.
層與層之間的高度(指該樓層之石屎地台面與上一層石屎地台面之高度距離) : 地下為4.2米, 一樓為3.325米及3.5米, 二樓為3.5米, 梯屋為2.5米。
2. The thickness of the floor slabs (excluding plaster) is 150mm, 175mm & 200mm.
樓板厚度(不包括灰泥)為150毫米, 175毫米及200毫米。
3. The internal areas of the residential properties on the upper floors will generally be slightly larger than those on the lower floors because of the reducing thickness of the structural walls on the upper floors.
因住宅物業的較高樓層的結構牆的厚度遞減, 較高樓層的內部面積, 一般比較低樓層的內部面積稍大。
4. The dimensions in the floor plans are all structural dimensions in millimetre.
平面圖之尺規所列數字為以毫米標示之建築結構尺寸。

Floor plans of residential properties in the development 發展項目的住宅物業的樓面平面圖

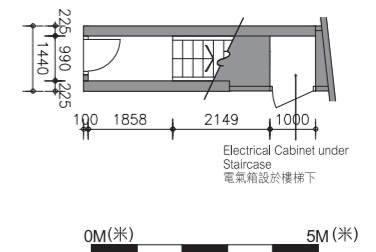
House Number B3 洋房屋號B3 Floor Plan 平面圖



Roof Floor Plan
天台平面圖



Upper Roof Floor Plan
高層天台平面圖



Basement Floor Plan
地庫平面圖

Note: The air-conditioning outdoor unit(s) is/are located at the roof of the house.
備註：分體式空調機的室外散熱機安裝於此洋房天台內。

LEGEND 圖例

A/C = Air Conditioner Platform = 空調機平台
A/C Above = Air Conditioner Platform Above = 上層空調機平台
A/C Plant Room = Air Conditioning Plant Room = 空調機房
AD = Air / Ventilation Duct = 空氣管道/通風槽
AF = Architectural Feature = 建築裝飾
AF Above = Architectural Feature Above = 上層建築裝飾
Bal = Balcony = 露台
Bal Above = Balcony Above = 上層露台
Bath = Bathroom = 浴室
BW = Bay Window = 窗台
BW Above = Bay Window Above = 上層窗台
Bedroom = 睡房
Canopy = 簷篷
Canopy Above = 上層簷篷
CABD Room = Communal Aerial Broadcast Distribution Room = 公共天線系統房
C Flat Roof = Common Flat Roof = 公用平台
C Roof = Common Roof = 公用天台
D = Down = 下
Dining = Dining Room / Area = 飯廳
ELV = Low Voltage Electrical Duct / Cabinet = 低電壓管道/箱
EMC = Electrical Meter Cabinet = 電錶箱
EMR = Electrical Meter Room = 電錶房
Family = Family Room / Area = 起居室
FH = Fire Hydrant = 消防栓

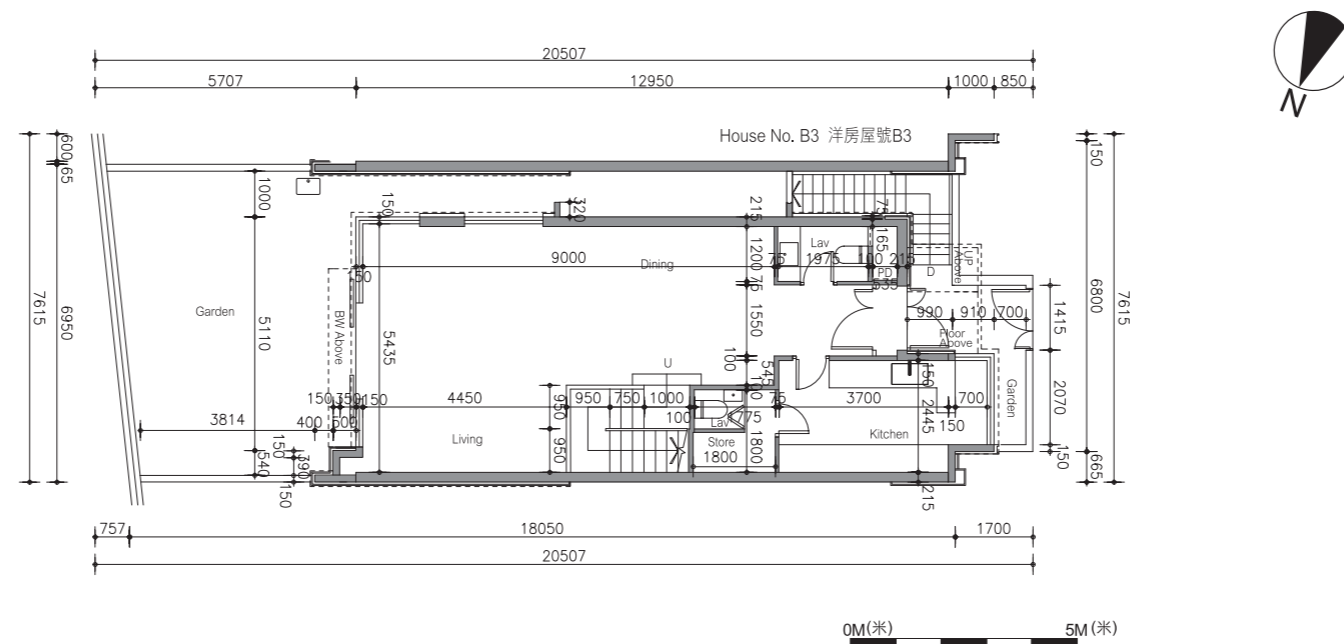
Flat Roof = 平台
Floor Above = 上層樓面
Garden = 花園
HR = Hose Reel = 消防喉轆
Kitchen = 廚房
Lift = 升降機
Lift Lobby = 升降機大堂
Lift Machine Room = 升降機機房
Living = Living Room / Area = 客廳
M Bath = Master Bathroom = 主人浴室
Master Bedroom = 主人睡房
MV = Mechanical Ventilation = 機械通風
Pantry = 備餐間
PD = Pipe Duct = 喉管管道槽
Planter = 花槽
Ramp = 斜路
RS / MRR = Refuse Storage / Material Recovery Room = 垃圾及物料回收房
Roof = 天台
Store / Sto = Store = 儲物房
Study = Study Room = 書房
TD = Telephone Duct = 電話線槽
T / Lav = Toilet / Lavatory = 洗手間
Top of A/C = Top of Cover for Air Conditioner = 下層空調機蓋頂
Top of BW = Top of Bay Window = 下層窗台頂

U = Up = 上
Upper Roof = 天台高層
UP = Utility Platform = 工作平台
UP Above = Utility Platform Above = 上層工作平台
Void = 中空
WMC = Water Meter Cabinet = 水錶箱

1. Floor-to-floor height (refer to the height between the top surface of the structural slab of a floor and the top surface of the structural slab of its immediate upper floor) : G/F is 4.2m, 1/F is 3.325m & 3.5m, 2/F is 3.5m, stairhood is 2.5m.
層與層之間的高度(指該樓層之石屎地台面與上一層石屎地台面之高度距離)：地下為4.2米，一樓為3.325米及3.5米，二樓為3.5米，梯屋為2.5米。
2. The thickness of the floor slabs (excluding plaster) is 150mm, 175mm & 200mm.
樓板厚度(不包括灰泥)為150毫米，175毫米及200毫米。
3. The internal areas of the residential properties on the upper floors will generally be slightly larger than those on the lower floors because of the reducing thickness of the structural walls on the upper floors.
因住宅物業的較高樓層的結構牆的厚度遞減，較高樓層的內部面積，一般比較低樓層的內部面積稍大。
4. The dimensions in the floor plans are all structural dimensions in millimetre.
平面圖之尺規所列數字為以毫米標示之建築結構尺寸。

Floor plans of residential properties in the development 發展項目的住宅物業的樓面平面圖

House Number B5 洋房屋號 B5 Ground Floor Plan 地下平面圖



LEGEND 圖例

A/C = Air Conditioner Platform = 空調機平台
 A/C Above = Air Conditioner Platform Above = 上層空調機平台
 A/C Plant Room = Air Conditioning Plant Room = 空調機房
 AD = Air / Ventilation Duct = 空氣管道/通風槽
 AF = Architectural Feature = 建築裝飾
 AF Above = Architectural Feature Above = 上層建築裝飾
 Bal = Balcony = 露台
 Bal Above = Balcony Above = 上層露台
 Bath = Bathroom = 浴室
 BW = Bay Window = 窗台
 BW Above = Bay Window Above = 上層窗台
 Bedroom = 睡房
 Canopy = 簷篷
 Canopy Above = 上層簷篷
 CABD Room = Communal Aerial Broadcast Distribution Room
 = 公共天線系統房
 C Flat Roof = Common Flat Roof = 公用平台
 C Roof = Common Roof = 公用天台
 D = Down = 下
 Dining = Dining Room / Area = 飯廳
 ELV = Low Voltage Electrical Duct / Cabinet = 低電壓管道/箱
 EMC = Electrical Meter Cabinet = 電錶箱
 EMR = Electrical Meter Room = 電錶房
 Family = Family Room / Area = 起居室
 FH = Fire Hydrant = 消防栓

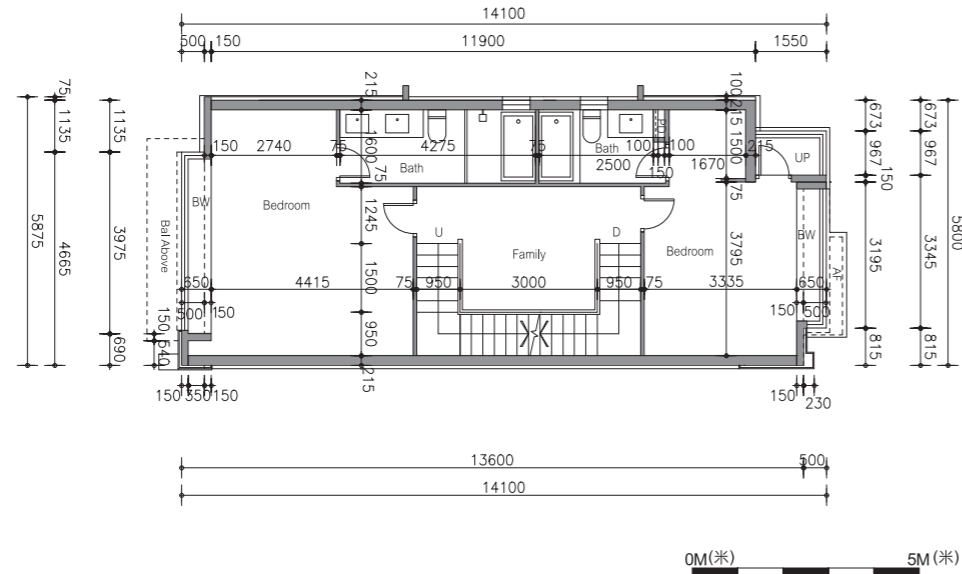
Flat Roof = 平台
 Floor Above = 上層樓面
 Garden = 花園
 HR = Hose Reel = 消防喉轆
 Kitchen = 廚房
 Lift = 升降機
 Lift Lobby = 升降機大堂
 Lift Machine Room = 升降機機房
 Living = Living Room / Area = 客廳
 M Bath = Master Bathroom = 主人浴室
 Master Bedroom = 主人睡房
 MV = Mechanical Ventilation = 機械通風
 Pantry = 備餐間
 PD = Pipe Duct = 喉管管道槽
 Planter = 花槽
 Ramp = 斜路
 RS / MRR = Refuse Storage / Material Recovery Room
 = 垃圾及物料回收房
 Roof = 天台
 Store / Sto = Store = 儲物房
 Study = Study Room = 書房
 TD = Telephone Duct = 電話線槽
 T / Lav = Toilet / Lavatory = 洗手間
 Top of A/C = Top of Cover for Air Conditioner = 下層空調機蓋頂
 Top of BW = Top of Bay Window = 下層窗台頂

U = Up = 上
 Upper Roof = 天台高層
 UP = Utility Platform = 工作平台
 UP Above = Utility Platform Above = 上層工作平台
 Void = 中空
 WMC = Water Meter Cabinet = 水錶箱

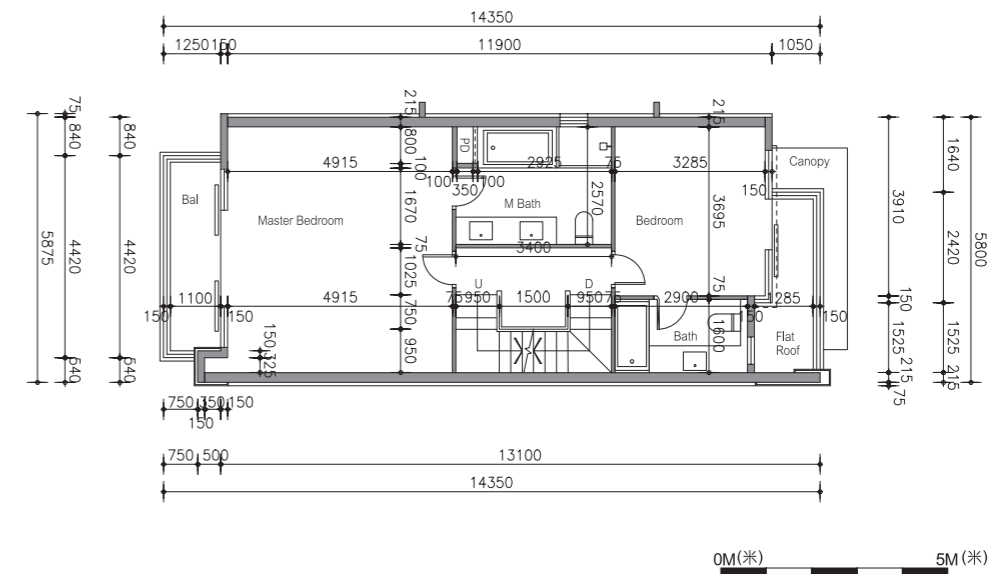
1. Floor-to-floor height (refer to the height between the top surface of the structural slab of a floor and the top surface of the structural slab of its immediate upper floor) : G/F is 4.2m, 1/F is 3.325m & 3.5m, 2/F is 3.5m, stairhood is 2.5m.
層與層之間的高度(指該樓層之石屎地台面與上一層石屎地台面之高度距離) : 地下為4.2米, 一樓為3.325米及3.5米, 二樓為3.5米, 梯屋為2.5米。
2. The thickness of the floor slabs (excluding plaster) is 150mm, 175mm & 200mm.
樓板厚度(不包括灰泥)為150毫米, 175毫米及200毫米。
3. The internal areas of the residential properties on the upper floors will generally be slightly larger than those on the lower floors because of the reducing thickness of the structural walls on the upper floors.
因住宅物業的較高樓層的結構牆的厚度遞減, 較高樓層的內部面積, 一般比較低樓層的內部面積稍大。
4. The dimensions in the floor plans are all structural dimensions in millimetre.
平面圖之尺規所列數字為以毫米標示之建築結構尺寸。

Floor plans of residential properties in the development 發展項目的住宅物業的樓面平面圖

House Number B5 洋房屋號B5 Floor Plan 平面圖



1st Floor Plan
一樓平面圖



2nd Floor Plan
二樓平面圖

LEGEND 圖例

A/C = Air Conditioner Platform = 空調機平台
 A/C Above = Air Conditioner Platform Above = 上層空調機平台
 A/C Plant Room = Air Conditioning Plant Room = 空調機房
 AD = Air / Ventilation Duct = 空氣管道/通風槽
 AF = Architectural Feature = 建築裝飾
 AF Above = Architectural Feature Above = 上層建築裝飾
 Bal = Balcony = 露台
 Bal Above = Balcony Above = 上層露台
 Bath = Bathroom = 浴室
 BW = Bay Window = 窗台
 BW Above = Bay Window Above = 上層窗台
 Bedroom = 睡房
 Canopy = 簷篷
 Canopy Above = 上層簷篷
 CABD Room = Communal Aerial Broadcast Distribution Room
 = 公共天線系統房
 C Flat Roof = Common Flat Roof = 公用平台
 C Roof = Common Roof = 公用天台
 D = Down = 下
 Dining = Dining Room / Area = 飯廳
 ELV = Low Voltage Electrical Duct / Cabinet = 低電壓管道/箱
 EMC = Electrical Meter Cabinet = 電錶箱
 EMR = Electrical Meter Room = 電錶房
 Family = Family Room / Area = 起居室
 FH = Fire Hydrant = 消防栓

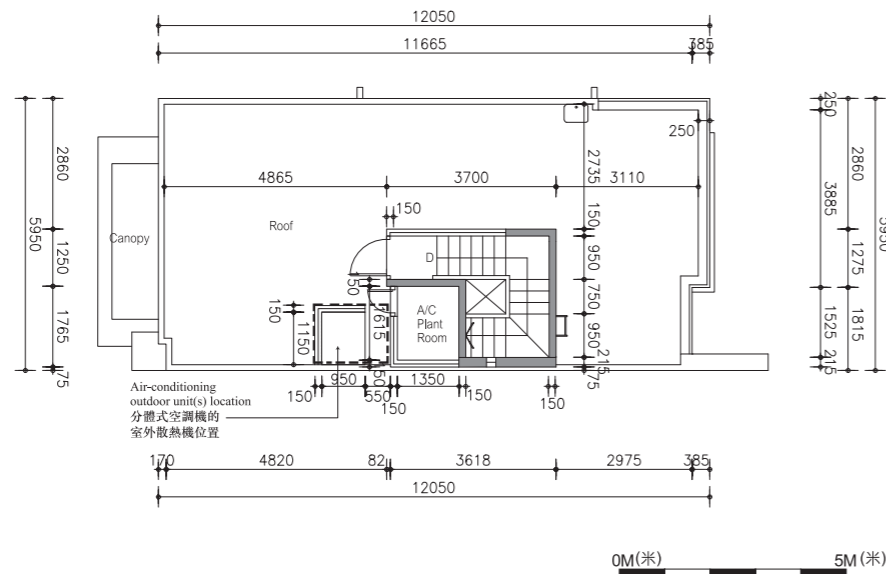
Flat Roof = 平台
 Floor Above = 上層樓面
 Garden = 花園
 HR = Hose Reel = 消防喉轆
 Kitchen = 廚房
 Lift = 升降機
 Lift Lobby = 升降機大堂
 Lift Machine Room = 升降機機房
 Living = Living Room / Area = 客廳
 M Bath = Master Bathroom = 主人浴室
 Master Bedroom = 主人睡房
 MV = Mechanical Ventilation = 機械通風
 Pantry = 備餐間
 PD = Pipe Duct = 喉管管道槽
 Planter = 花槽
 Ramp = 斜路
 RS / MRR = Refuse Storage / Material Recovery Room
 = 垃圾及物料回收房
 Roof = 天台
 Store / Sto = Store = 儲物房
 Study = Study Room = 書房
 TD = Telephone Duct = 電話線槽
 T / Lav = Toilet / Lavatory = 洗手間
 Top of A/C = Top of Cover for Air Conditioner = 下層空調機蓋頂
 Top of BW = Top of Bay Window = 下層窗台頂

U = Up = 上
 Upper Roof = 天台高層
 UP = Utility Platform = 工作平台
 UP Above = Utility Platform Above = 上層工作平台
 Void = 中空
 WMC = Water Meter Cabinet = 水錶箱

1. Floor-to-floor height (refer to the height between the top surface of the structural slab of a floor and the top surface of the structural slab of its immediate upper floor) : G/F is 4.2m, 1/F is 3.325m & 3.5m, 2/F is 3.5m, stairhood is 2.5m.
層與層之間的高度(指該樓層之石屎地台面與上一層石屎地台面之高度距離) : 地下為4.2米, 一樓為3.325米及3.5米, 二樓為3.5米, 梯屋為2.5米。
2. The thickness of the floor slabs (excluding plaster) is 150mm, 175mm & 200mm.
樓板厚度(不包括灰泥)為150毫米, 175毫米及200毫米。
3. The internal areas of the residential properties on the upper floors will generally be slightly larger than those on the lower floors because of the reducing thickness of the structural walls on the upper floors.
因住宅物業的較高樓層的結構牆的厚度遞減, 較高樓層的內部面積, 一般比較低樓層的內部面積稍大。
4. The dimensions in the floor plans are all structural dimensions in millimetre.
平面圖之尺規所列數字為以毫米標示之建築結構尺寸。

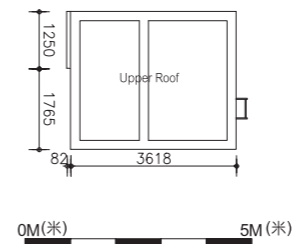
Floor plans of residential properties in the development 發展項目的住宅物業的樓面平面圖

House Number B5 洋房屋號 B5 Floor Plan 平面圖

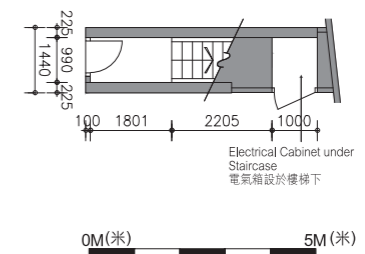


Roof Floor Plan
天台平面圖

Note: The air-conditioning outdoor unit(s) is/are located at the roof of the house.
備註：分體式空調機的室外散熱機安裝於此洋房天台內。



Upper Roof Floor Plan
高層天台平面圖



Basement Floor Plan
地庫平面圖

LEGEND 圖例

A/C = Air Conditioner Platform = 空調機平台
A/C Above = Air Conditioner Platform Above = 上層空調機平台
A/C Plant Room = Air Conditioning Plant Room = 空調機房
AD = Air / Ventilation Duct = 空氣管道/通風槽
AF = Architectural Feature = 建築裝飾
AF Above = Architectural Feature Above = 上層建築裝飾
Bal = Balcony = 露台
Bal Above = Balcony Above = 上層露台
Bath = Bathroom = 浴室
BW = Bay Window = 窗台
BW Above = Bay Window Above = 上層窗台
Bedroom = 睡房
Canopy = 簷篷
Canopy Above = 上層簷篷
CABD Room = Communal Aerial Broadcast Distribution Room = 公共天線系統房
C Flat Roof = Common Flat Roof = 公用平台
C Roof = Common Roof = 公用天台
D = Down = 下
Dining = Dining Room / Area = 飯廳
ELV = Low Voltage Electrical Duct / Cabinet = 低電壓管道/箱
EMC = Electrical Meter Cabinet = 電錶箱
EMR = Electrical Meter Room = 電錶房
Family = Family Room / Area = 起居室
FH = Fire Hydrant = 消防栓

Flat Roof = 平台
Floor Above = 上層樓面
Garden = 花園
HR = Hose Reel = 消防喉轆
Kitchen = 廚房
Lift = 升降機
Lift Lobby = 升降機大堂
Lift Machine Room = 升降機機房
Living = Living Room / Area = 客廳
M Bath = Master Bathroom = 主人浴室
Master Bedroom = 主人睡房
MV = Mechanical Ventilation = 機械通風
Pantry = 備餐間
PD = Pipe Duct = 喉管管道槽
Planter = 花槽
Ramp = 斜路
RS / MRR = Refuse Storage / Material Recovery Room = 垃圾及物料回收房
Roof = 天台
Store / Sto = Store = 儲物房
Study = Study Room = 書房
TD = Telephone Duct = 電話線槽
T / Lav = Toilet / Lavatory = 洗手間
Top of A/C = Top of Cover for Air Conditioner = 下層空調機蓋頂
Top of BW = Top of Bay Window = 下層窗台頂

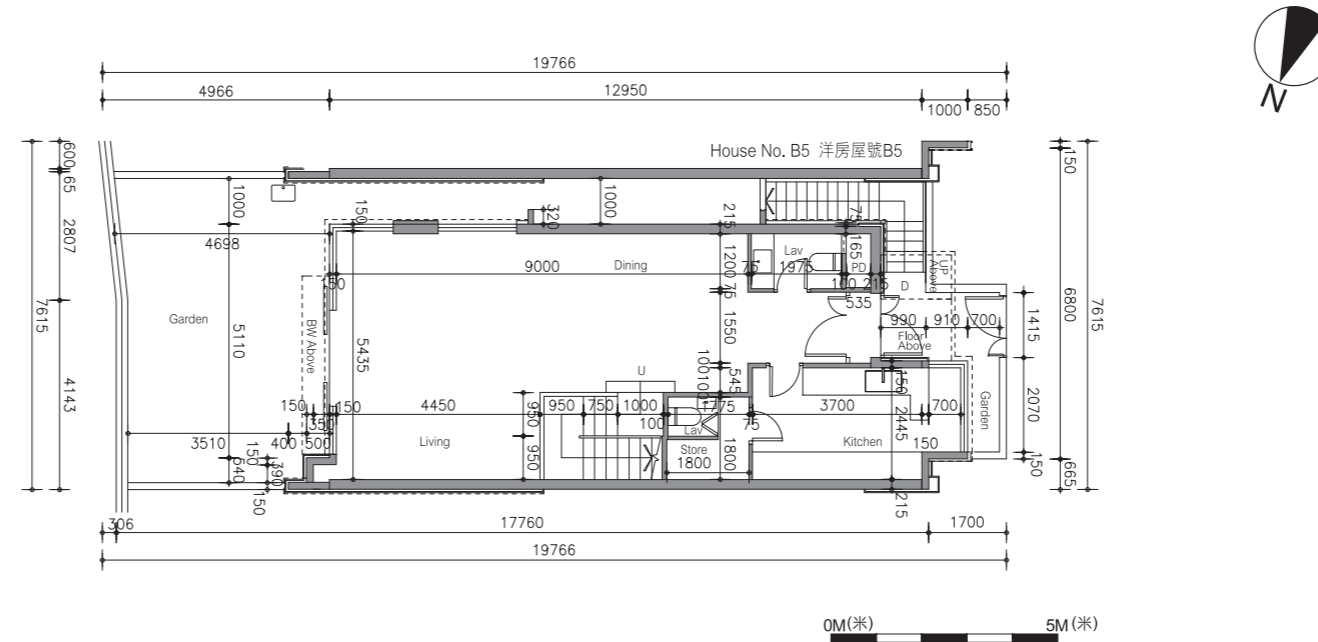
U = Up = 上
Upper Roof = 天台高層
UP = Utility Platform = 工作平台
UP Above = Utility Platform Above = 上層工作平台
Void = 中空
WMC = Water Meter Cabinet = 水錶箱

1. Floor-to-floor height (refer to the height between the top surface of the structural slab of a floor and the top surface of the structural slab of its immediate upper floor) : G/F is 4.2m, 1/F is 3.325m & 3.5m, 2/F is 3.5m, stairhood is 2.5m.
層與層之間的高度(指該樓層之石屎地台面與上一層石屎地台面之高度距離)：地下為4.2米，一樓為3.325米及3.5米，二樓為3.5米，梯屋為2.5米。
2. The thickness of the floor slabs (excluding plaster) is 150mm, 175mm & 200mm.
樓板厚度(不包括灰泥)為150毫米，175毫米及200毫米。
3. The internal areas of the residential properties on the upper floors will generally be slightly larger than those on the lower floors because of the reducing thickness of the structural walls on the upper floors.
因住宅物業的較高樓層的結構牆的厚度遞減，較高樓層的內部面積，一般比較低樓層的內部面積稍大。
4. The dimensions in the floor plans are all structural dimensions in millimetre.
平面圖之尺規所列數字為以毫米標示之建築結構尺寸。

Floor plans of residential properties in the development

發展項目的住宅物業的樓面平面圖

House Number B6 洋房屋號B6 Ground Floor Plan 地下平面圖



LEGEND 圖例

A/C = Air Conditioner Platform = 空調機平台
 A/C Above = Air Conditioner Platform Above = 上層空調機平台
 A/C Plant Room = Air Conditioning Plant Room = 空調機房
 AD = Air / Ventilation Duct = 空氣管道/通風槽
 AF = Architectural Feature = 建築裝飾
 AF Above = Architectural Feature Above = 上層建築裝飾
 Bal = Balcony = 露台
 Bal Above = Balcony Above = 上層露台
 Bath = Bathroom = 浴室
 BW = Bay Window = 窗台
 BW Above = Bay Window Above = 上層窗台
 Bedroom = 睡房
 Canopy = 簷篷
 Canopy Above = 上層簷篷
 CABD Room = Communal Aerial Broadcast Distribution Room = 公共天線系統房
 C Flat Roof = Common Flat Roof = 公用平台
 C Roof = Common Roof = 公用天台
 D = Down = 下
 Dining = Dining Room / Area = 飯廳
 ELV = Low Voltage Electrical Duct / Cabinet = 低電壓管道/箱
 EMC = Electrical Meter Cabinet = 電錶箱
 EMR = Electrical Meter Room = 電錶房
 Family = Family Room / Area = 起居室
 FH = Fire Hydrant = 消防栓

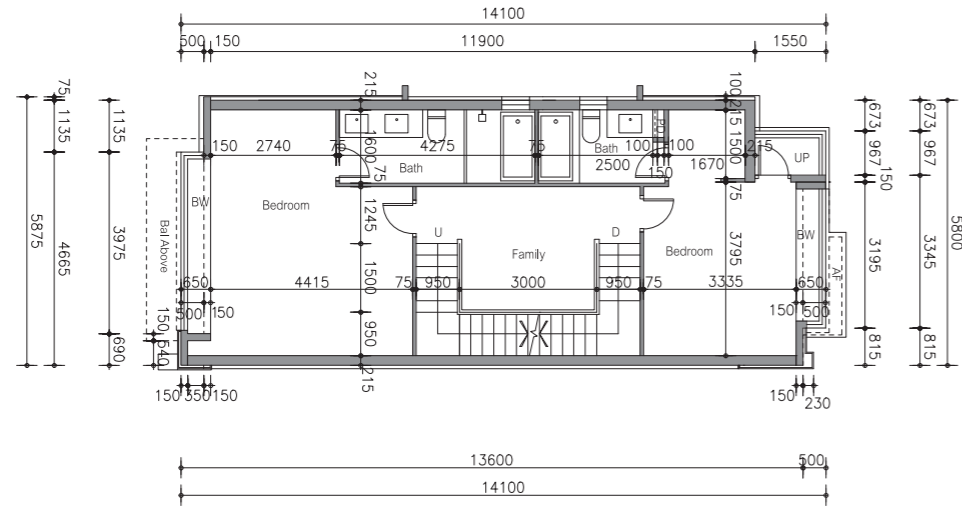
Flat Roof = 平台
 Floor Above = 上層樓面
 Garden = 花園
 HR = Hose Reel = 消防喉轆
 Kitchen = 廚房
 Lift = 升降機
 Lift Lobby = 升降機大堂
 Lift Machine Room = 升降機機房
 Living = Living Room / Area = 客廳
 M Bath = Master Bathroom = 主人浴室
 Master Bedroom = 主人睡房
 MV = Mechanical Ventilation = 機械通風
 Pantry = 備餐間
 PD = Pipe Duct = 喉管管道槽
 Planter = 花槽
 Ramp = 斜路
 RS / MRR = Refuse Storage / Material Recovery Room = 垃圾及物料回收房
 Roof = 天台
 Store / Sto = Store = 儲物房
 Study = Study Room = 書房
 TD = Telephone Duct = 電話線槽
 T / Lav = Toilet / Lavatory = 洗手間
 Top of A/C = Top of Cover for Air Conditioner = 下層空調機蓋頂
 Top of BW = Top of Bay Window = 下層窗台頂

U = Up = 上
 Upper Roof = 天台高層
 UP = Utility Platform = 工作平台
 UP Above = Utility Platform Above = 上層工作平台
 Void = 中空
 WMC = Water Meter Cabinet = 水錶箱

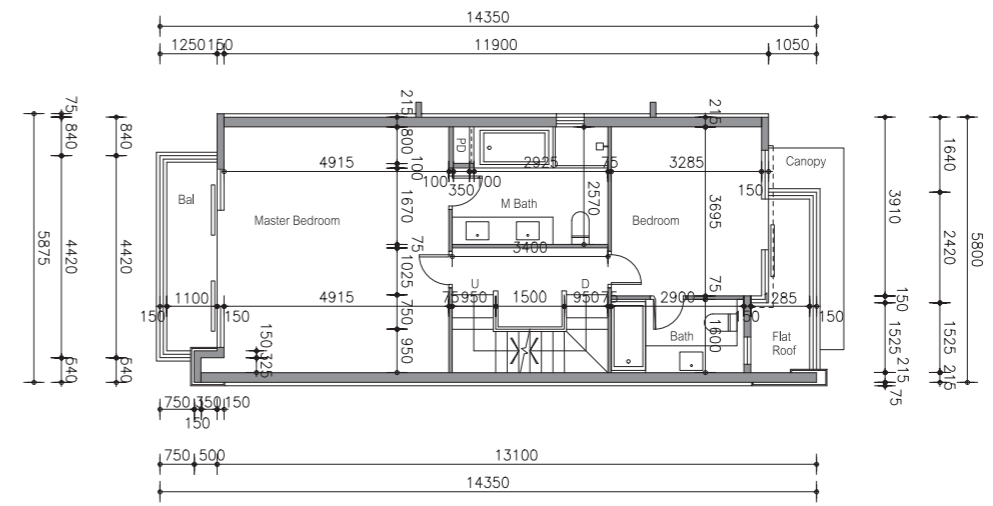
1. Floor-to-floor height (refer to the height between the top surface of the structural slab of a floor and the top surface of the structural slab of its immediate upper floor) : G/F is 4.2m, 1/F is 3.325m & 3.5m, 2/F is 3.5m, stairhood is 2.5m.
 層與層之間的高度(指該樓層之石屎地台面與上一層石屎地台面之高度距離) : 地下為4.2米, 一樓為3.325米及3.5米, 二樓為3.5米, 梯屋為2.5米。
2. The thickness of the floor slabs (excluding plaster) is 150mm, 175mm & 200mm.
 樓板厚度(不包括灰泥)為150毫米, 175毫米及200毫米。
3. The internal areas of the residential properties on the upper floors will generally be slightly larger than those on the lower floors because of the reducing thickness of the structural walls on the upper floors.
 因住宅物業的較高樓層的結構牆的厚度遞減, 較高樓層的內部面積, 一般比較低樓層的內部面積稍大。
4. The dimensions in the floor plans are all structural dimensions in millimetre.
 平面圖之尺規所列數字為以毫米標示之建築結構尺寸。

Floor plans of residential properties in the development 發展項目的住宅物業的樓面平面圖

House Number B6 洋房屋號 B6 Floor Plan 平面圖



1st Floor Plan
一樓平面圖



2nd Floor Plan
二樓平面圖

LEGEND 圖例

A/C = Air Conditioner Platform = 空調機平台
 A/C Above = Air Conditioner Platform Above = 上層空調機平台
 A/C Plant Room = Air Conditioning Plant Room = 空調機房
 AD = Air / Ventilation Duct = 空氣管道/通風槽
 AF = Architectural Feature = 建築裝飾
 AF Above = Architectural Feature Above = 上層建築裝飾
 Bal = Balcony = 露台
 Bal Above = Balcony Above = 上層露台
 Bath = Bathroom = 浴室
 BW = Bay Window = 窗台
 BW Above = Bay Window Above = 上層窗台
 Bedroom = 睡房
 Canopy = 簷篷
 Canopy Above = 上層簷篷
 CABD Room = Communal Aerial Broadcast Distribution Room
 = 公共天線系統房
 C Flat Roof = Common Flat Roof = 公用平台
 C Roof = Common Roof = 公用天台
 D = Down = 下
 Dining = Dining Room / Area = 飯廳
 ELV = Low Voltage Electrical Duct / Cabinet = 低電壓管道/箱
 EMC = Electrical Meter Cabinet = 電錶箱
 EMR = Electrical Meter Room = 電錶房
 Family = Family Room / Area = 起居室
 FH = Fire Hydrant = 消防栓

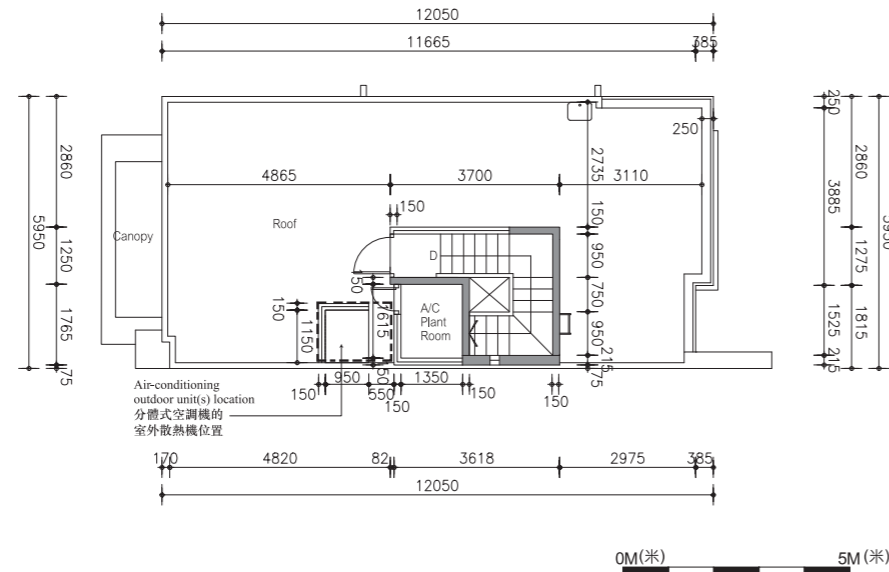
Flat Roof = 平台
 Floor Above = 上層樓面
 Garden = 花園
 HR = Hose Reel = 消防喉轆
 Kitchen = 廚房
 Lift = 升降機
 Lift Lobby = 升降機大堂
 Lift Machine Room = 升降機機房
 Living = Living Room / Area = 客廳
 M Bath = Master Bathroom = 主人浴室
 Master Bedroom = 主人睡房
 MV = Mechanical Ventilation = 機械通風
 Pantry = 備餐間
 PD = Pipe Duct = 喉管管道槽
 Planter = 花槽
 Ramp = 斜路
 RS / MRR = Refuse Storage / Material Recovery Room
 = 垃圾及物料回收房
 Roof = 天台
 Store / Sto = Store = 儲物房
 Study = Study Room = 書房
 TD = Telephone Duct = 電話線槽
 T / Lav = Toilet / Lavatory = 洗手間
 Top of A/C = Top of Cover for Air Conditioner = 下層空調機蓋頂
 Top of BW = Top of Bay Window = 下層窗台頂

U = Up = 上
 Upper Roof = 天台高層
 UP = Utility Platform = 工作平台
 UP Above = Utility Platform Above = 上層工作平台
 Void = 中空
 WMC = Water Meter Cabinet = 水錶箱

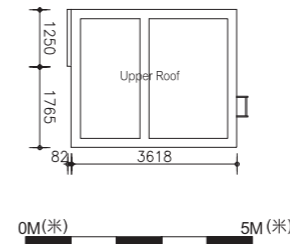
1. Floor-to-floor height (refer to the height between the top surface of the structural slab of a floor and the top surface of the structural slab of its immediate upper floor) : G/F is 4.2m, 1/F is 3.325m & 3.5m, 2/F is 3.5m, stairhood is 2.5m.
層與層之間的高度(指該樓層之石屎地台面與上一層石屎地台面之高度距離) : 地下為4.2米, 一樓為3.325米及3.5米, 二樓為3.5米, 梯屋為2.5米。
2. The thickness of the floor slabs (excluding plaster) is 150mm, 175mm & 200mm.
樓板厚度(不包括灰泥)為150毫米, 175毫米及200毫米。
3. The internal areas of the residential properties on the upper floors will generally be slightly larger than those on the lower floors because of the reducing thickness of the structural walls on the upper floors.
因住宅物業的較高樓層的結構牆的厚度遞減, 較高樓層的內部面積, 一般比較低樓層的內部面積稍大。
4. The dimensions in the floor plans are all structural dimensions in millimetre.
平面圖之尺規所列數字為以毫米標示之建築結構尺寸。

Floor plans of residential properties in the development 發展項目的住宅物業的樓面平面圖

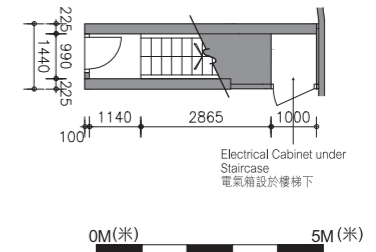
House Number B6 洋房屋號B6 Floor Plan 平面圖



Roof Floor Plan
天台平面圖



Upper Roof Floor Plan
高層天台平面圖



Basement Floor Plan
地庫平面圖

Note: The air-conditioning outdoor unit(s) is/are located at the roof of the house.
備註：分體式空調機的室外散熱機安裝於此洋房天台內。

LEGEND 圖例

A/C = Air Conditioner Platform = 空調機平台
A/C Above = Air Conditioner Platform Above = 上層空調機平台
A/C Plant Room = Air Conditioning Plant Room = 空調機房
AD = Air / Ventilation Duct = 空氣管道/通風槽
AF = Architectural Feature = 建築裝飾
AF Above = Architectural Feature Above = 上層建築裝飾
Bal = Balcony = 露台
Bal Above = Balcony Above = 上層露台
Bath = Bathroom = 浴室
BW = Bay Window = 窗台
BW Above = Bay Window Above = 上層窗台
Bedroom = 睡房
Canopy = 簷篷
Canopy Above = 上層簷篷
CABD Room = Communal Aerial Broadcast Distribution Room = 公共天線系統房
C Flat Roof = Common Flat Roof = 公用平台
C Roof = Common Roof = 公用天台
D = Down = 下
Dining = Dining Room / Area = 飯廳
ELV = Low Voltage Electrical Duct / Cabinet = 低電壓管道/箱
EMC = Electrical Meter Cabinet = 電錶箱
EMR = Electrical Meter Room = 電錶房
Family = Family Room / Area = 起居室
FH = Fire Hydrant = 消防栓

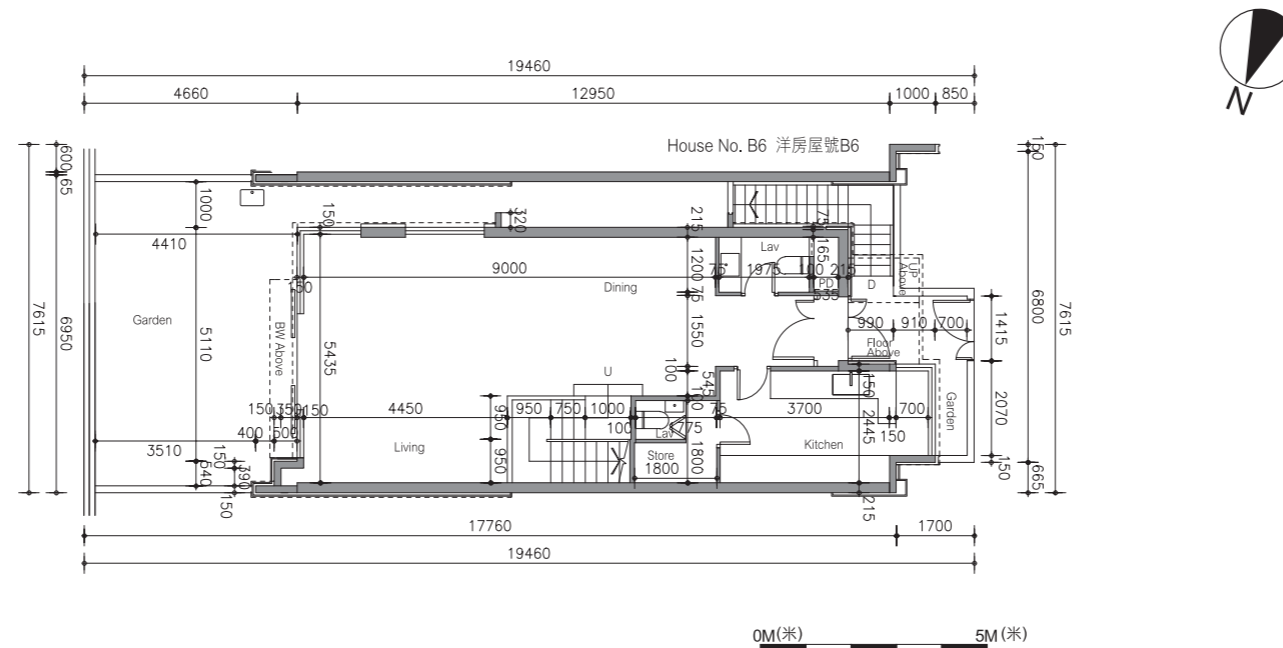
Flat Roof = 平台
Floor Above = 上層樓面
Garden = 花園
HR = Hose Reel = 消防喉轆
Kitchen = 廚房
Lift = 升降機
Lift Lobby = 升降機大堂
Lift Machine Room = 升降機機房
Living = Living Room / Area = 客廳
M Bath = Master Bathroom = 主人浴室
Master Bedroom = 主人睡房
MV = Mechanical Ventilation = 機械通風
Pantry = 備餐間
PD = Pipe Duct = 喉管管道槽
Planter = 花槽
Ramp = 斜路
RS / MRR = Refuse Storage / Material Recovery Room = 垃圾及物料回收房
Roof = 天台
Store / Sto = Store = 儲物房
Study = Study Room = 書房
TD = Telephone Duct = 電話線槽
T / Lav = Toilet / Lavatory = 洗手間
Top of A/C = Top of Cover for Air Conditioner = 下層空調機蓋頂
Top of BW = Top of Bay Window = 下層窗台頂

U = Up = 上
Upper Roof = 天台高層
UP = Utility Platform = 工作平台
UP Above = Utility Platform Above = 上層工作平台
Void = 中空
WMC = Water Meter Cabinet = 水錶箱

1. Floor-to-floor height (refer to the height between the top surface of the structural slab of a floor and the top surface of the structural slab of its immediate upper floor) : G/F is 4.2m, 1/F is 3.325m & 3.5m, 2/F is 3.5m, stairhood is 2.5m.
層與層之間的高度(指該樓層之石屎地台面與上一層石屎地台面之高度距離)：地下為4.2米，一樓為3.325米及3.5米，二樓為3.5米，梯屋為2.5米。
2. The thickness of the floor slabs (excluding plaster) is 150mm, 175mm & 200mm.
樓板厚度(不包括灰泥)為150毫米，175毫米及200毫米。
3. The internal areas of the residential properties on the upper floors will generally be slightly larger than those on the lower floors because of the reducing thickness of the structural walls on the upper floors.
因住宅物業的較高樓層的結構牆的厚度遞減，較高樓層的內部面積，一般比較低樓層的內部面積稍大。
4. The dimensions in the floor plans are all structural dimensions in millimetre.
平面圖之尺規所列數字為以毫米標示之建築結構尺寸。

Floor plans of residential properties in the development 發展項目的住宅物業的樓面平面圖

House Number B7 洋房屋號B7 Ground Floor Plan 地下平面圖



LEGEND 圖例

A/C = Air Conditioner Platform = 空調機平台
A/C Above = Air Conditioner Platform Above = 上層空調機平台
A/C Plant Room = Air Conditioning Plant Room = 空調機房
AD = Air / Ventilation Duct = 空氣管道/通風槽
AF = Architectural Feature = 建築裝飾
AF Above = Architectural Feature Above = 上層建築裝飾
Bal = Balcony = 露台
Bal Above = Balcony Above = 上層露台
Bath = Bathroom = 浴室
BW = Bay Window = 窗台
BW Above = Bay Window Above = 上層窗台
Bedroom = 睡房
Canopy = 簷篷
Canopy Above = 上層簷篷
CABD Room = Communal Aerial Broadcast Distribution Room = 公共天線系統房
C Flat Roof = Common Flat Roof = 公用平台
C Roof = Common Roof = 公用天台
D = Down = 下
Dining = Dining Room / Area = 飯廳
ELV = Low Voltage Electrical Duct / Cabinet = 低電壓管道/箱
EMC = Electrical Meter Cabinet = 電錶箱
EMR = Electrical Meter Room = 電錶房
Family = Family Room / Area = 起居室
FH = Fire Hydrant = 消防栓

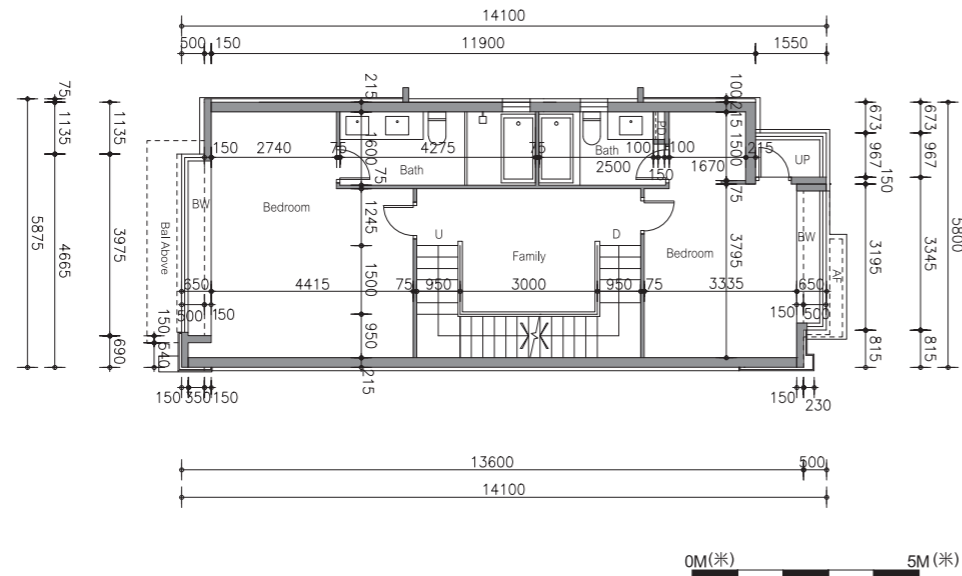
Flat Roof = 平台
Floor Above = 上層樓面
Garden = 花園
HR = Hose Reel = 消防喉轆
Kitchen = 廚房
Lift = 升降機
Lift Lobby = 升降機大堂
Lift Machine Room = 升降機機房
Living = Living Room / Area = 客廳
M Bath = Master Bathroom = 主人浴室
Master Bedroom = 主人睡房
MV = Mechanical Ventilation = 機械通風
Pantry = 備餐間
PD = Pipe Duct = 喉管管道槽
Planter = 花槽
Ramp = 斜路
RS / MRR = Refuse Storage / Material Recovery Room = 垃圾及物料回收房
Roof = 天台
Store / Sto = Store = 儲物房
Study = Study Room = 書房
TD = Telephone Duct = 電話線槽
T / Lav = Toilet / Lavatory = 洗手間
Top of A/C = Top of Cover for Air Conditioner = 下層空調機蓋頂
Top of BW = Top of Bay Window = 下層窗台頂

U = Up = 上
Upper Roof = 天台高層
UP = Utility Platform = 工作平台
UP Above = Utility Platform Above = 上層工作平台
Void = 中空
WMC = Water Meter Cabinet = 水錶箱

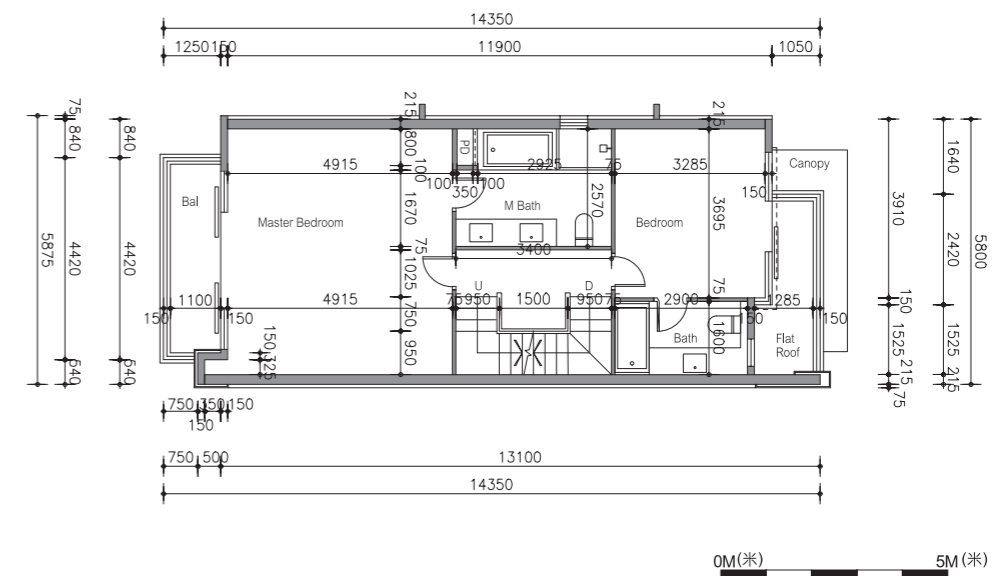
1. Floor-to-floor height (refer to the height between the top surface of the structural slab of a floor and the top surface of the structural slab of its immediate upper floor) : G/F is 4.2m, 1/F is 3.325m & 3.5m, 2/F is 3.5m, stairhood is 2.5m.
層與層之間的高度(指該樓層之石屎地台面與上一層石屎地台面之高度距離) : 地下為4.2米, 一樓為3.325米及3.5米, 二樓為3.5米, 梯屋為2.5米。
2. The thickness of the floor slabs (excluding plaster) is 150mm, 175mm & 200mm.
樓板厚度(不包括灰泥)為150毫米, 175毫米及200毫米。
3. The internal areas of the residential properties on the upper floors will generally be slightly larger than those on the lower floors because of the reducing thickness of the structural walls on the upper floors.
因住宅物業的較高樓層的結構牆的厚度遞減, 較高樓層的內部面積, 一般比較低樓層的內部面積稍大。
4. The dimensions in the floor plans are all structural dimensions in millimetre.
平面圖之尺規所列數字為以毫米標示之建築結構尺寸。

Floor plans of residential properties in the development 發展項目的住宅物業的樓面平面圖

House Number B7 洋房屋號B7 Floor Plan 平面圖



1st Floor Plan
一樓平面圖



2nd Floor Plan
二樓平面圖

LEGEND 圖例

A/C = Air Conditioner Platform = 空調機平台
 A/C Above = Air Conditioner Platform Above = 上層空調機平台
 A/C Plant Room = Air Conditioning Plant Room = 空調機房
 AD = Air / Ventilation Duct = 空氣管道/通風槽
 AF = Architectural Feature = 建築裝飾
 AF Above = Architectural Feature Above = 上層建築裝飾
 Bal = Balcony = 露台
 Bal Above = Balcony Above = 上層露台
 Bath = Bathroom = 浴室
 BW = Bay Window = 窗台
 BW Above = Bay Window Above = 上層窗台
 Bedroom = 睡房
 Canopy = 簷篷
 Canopy Above = 上層簷篷
 CABD Room = Communal Aerial Broadcast Distribution Room
 = 公共天線系統房
 C Flat Roof = Common Flat Roof = 公用平台
 C Roof = Common Roof = 公用天台
 D = Down = 下
 Dining = Dining Room / Area = 飯廳
 ELV = Low Voltage Electrical Duct / Cabinet = 低電壓管道/箱
 EMC = Electrical Meter Cabinet = 電錶箱
 EMR = Electrical Meter Room = 電錶房
 Family = Family Room / Area = 起居室
 FH = Fire Hydrant = 消防栓

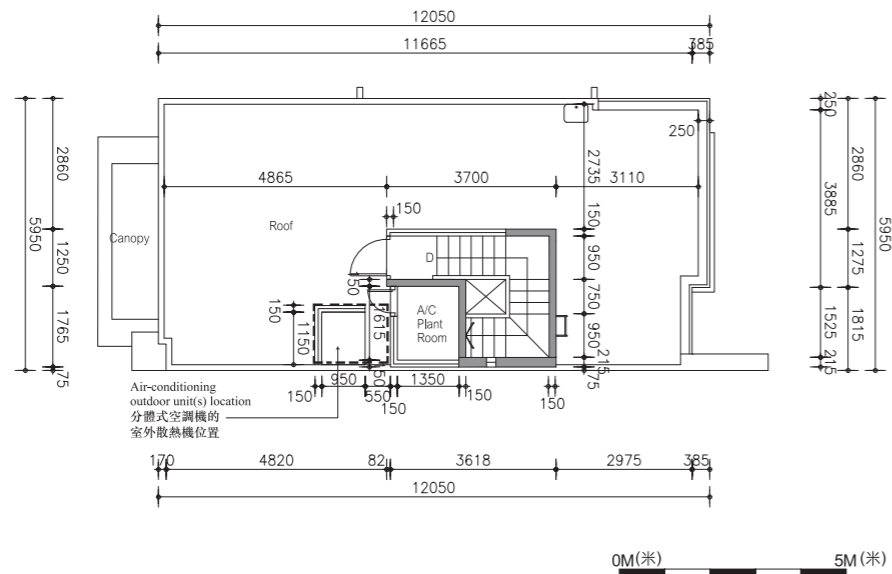
Flat Roof = 平台
 Floor Above = 上層樓面
 Garden = 花園
 HR = Hose Reel = 消防喉轆
 Kitchen = 廚房
 Lift = 升降機
 Lift Lobby = 升降機大堂
 Lift Machine Room = 升降機機房
 Living = Living Room / Area = 客廳
 M Bath = Master Bathroom = 主人浴室
 Master Bedroom = 主人睡房
 MV = Mechanical Ventilation = 機械通風
 Pantry = 備餐間
 PD = Pipe Duct = 喉管管道槽
 Planter = 花槽
 Ramp = 斜路
 RS / MRR = Refuse Storage / Material Recovery Room
 = 垃圾及物料回收房
 Roof = 天台
 Store / Sto = Store = 儲物房
 Study = Study Room = 書房
 TD = Telephone Duct = 電話線槽
 T / Lav = Toilet / Lavatory = 洗手間
 Top of A/C = Top of Cover for Air Conditioner = 下層空調機蓋頂
 Top of BW = Top of Bay Window = 下層窗台頂

U = Up = 上
 Upper Roof = 天台高層
 UP = Utility Platform = 工作平台
 UP Above = Utility Platform Above = 上層工作平台
 Void = 中空
 WMC = Water Meter Cabinet = 水錶箱

1. Floor-to-floor height (refer to the height between the top surface of the structural slab of a floor and the top surface of the structural slab of its immediate upper floor) : G/F is 4.2m, 1/F is 3.325m & 3.5m, 2/F is 3.5m, stairhood is 2.5m.
層與層之間的高度(指該樓層之石屎地台面與上一層石屎地台面之高度距離) : 地下為4.2米, 一樓為3.325米及3.5米, 二樓為3.5米, 梯屋為2.5米。
2. The thickness of the floor slabs (excluding plaster) is 150mm, 175mm & 200mm.
樓板厚度(不包括灰泥)為150毫米, 175毫米及200毫米。
3. The internal areas of the residential properties on the upper floors will generally be slightly larger than those on the lower floors because of the reducing thickness of the structural walls on the upper floors.
因住宅物業的較高樓層的結構牆的厚度遞減, 較高樓層的內部面積, 一般比較低樓層的內部面積稍大。
4. The dimensions in the floor plans are all structural dimensions in millimetre.
平面圖之尺規所列數字為以毫米標示之建築結構尺寸。

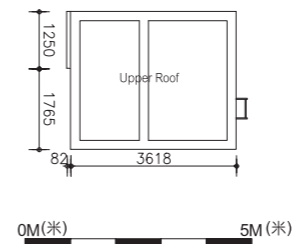
Floor plans of residential properties in the development 發展項目的住宅物業的樓面平面圖

House Number B7 洋房屋號B7 Floor Plan 平面圖

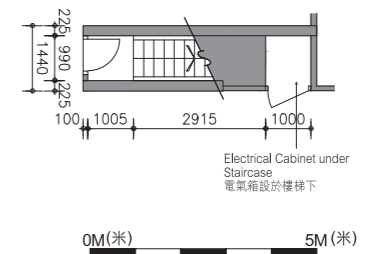


Roof Floor Plan
天台平面圖

Note: The air-conditioning outdoor unit(s) is/are located at the roof of the house.
備註：分體式空調機的室外散熱機安裝於此洋房天台內。



Upper Roof Floor Plan
高層天台平面圖



Basement Floor Plan
地庫平面圖

LEGEND 圖例

A/C = Air Conditioner Platform = 空調機平台
A/C Above = Air Conditioner Platform Above = 上層空調機平台
A/C Plant Room = Air Conditioning Plant Room = 空調機房
AD = Air / Ventilation Duct = 空氣管道/通風槽
AF = Architectural Feature = 建築裝飾
AF Above = Architectural Feature Above = 上層建築裝飾
Bal = Balcony = 露台
Bal Above = Balcony Above = 上層露台
Bath = Bathroom = 浴室
BW = Bay Window = 窗台
BW Above = Bay Window Above = 上層窗台
Bedroom = 睡房
Canopy = 簷篷
Canopy Above = 上層簷篷
CABD Room = Communal Aerial Broadcast Distribution Room = 公共天線系統房
C Flat Roof = Common Flat Roof = 公用平台
C Roof = Common Roof = 公用天台
D = Down = 下
Dining = Dining Room / Area = 飯廳
ELV = Low Voltage Electrical Duct / Cabinet = 低電壓管道/箱
EMC = Electrical Meter Cabinet = 電錶箱
EMR = Electrical Meter Room = 電錶房
Family = Family Room / Area = 起居室
FH = Fire Hydrant = 消防栓

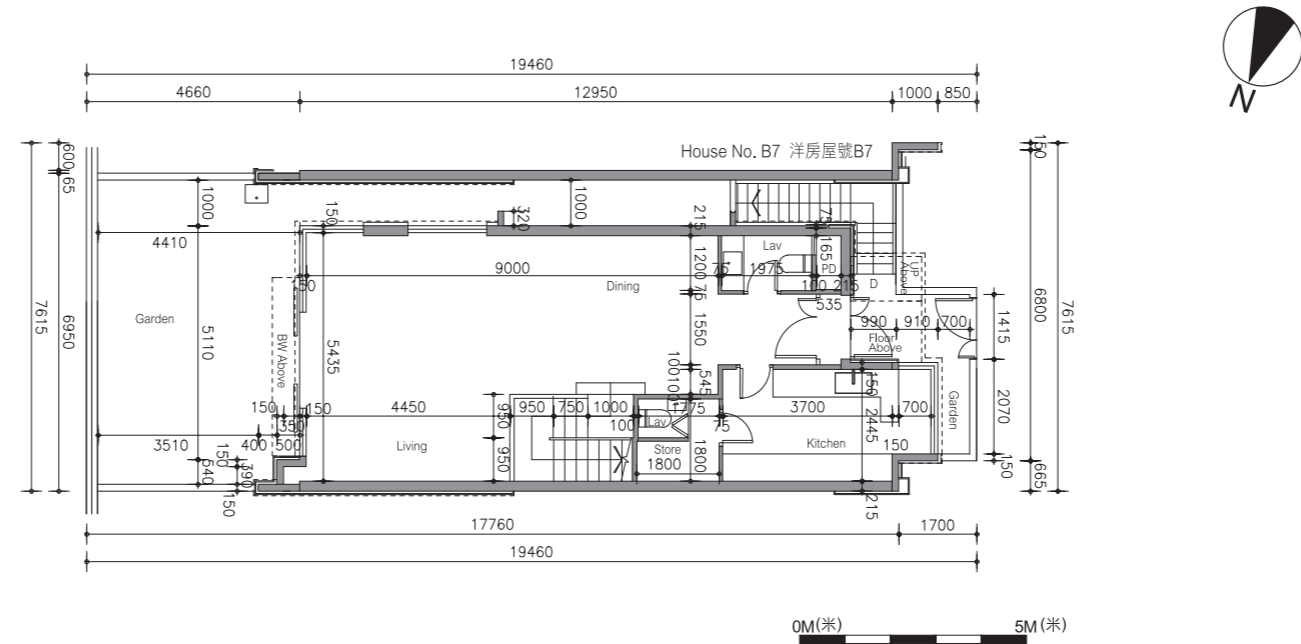
Flat Roof = 平台
Floor Above = 上層樓面
Garden = 花園
HR = Hose Reel = 消防喉轆
Kitchen = 廚房
Lift = 升降機
Lift Lobby = 升降機大堂
Lift Machine Room = 升降機機房
Living = Living Room / Area = 客廳
M Bath = Master Bathroom = 主人浴室
Master Bedroom = 主人睡房
MV = Mechanical Ventilation = 機械通風
Pantry = 備餐間
PD = Pipe Duct = 喉管管道槽
Planter = 花槽
Ramp = 斜路
RS / MRR = Refuse Storage / Material Recovery Room = 垃圾及物料回收房
Roof = 天台
Store / Sto = Store = 儲物房
Study = Study Room = 書房
TD = Telephone Duct = 電話線槽
T / Lav = Toilet / Lavatory = 洗手間
Top of A/C = Top of Cover for Air Conditioner = 下層空調機蓋頂
Top of BW = Top of Bay Window = 下層窗台頂

U = Up = 上
Upper Roof = 天台高層
UP = Utility Platform = 工作平台
UP Above = Utility Platform Above = 上層工作平台
Void = 中空
WMC = Water Meter Cabinet = 水錶箱

1. Floor-to-floor height (refer to the height between the top surface of the structural slab of a floor and the top surface of the structural slab of its immediate upper floor) : G/F is 4.2m, 1/F is 3.325m & 3.5m, 2/F is 3.5m, stairhood is 2.5m.
層與層之間的高度(指該樓層之石屎地台面與上一層石屎地台面之高度距離)：地下為4.2米，一樓為3.325米及3.5米，二樓為3.5米，梯屋為2.5米。
2. The thickness of the floor slabs (excluding plaster) is 150mm, 175mm & 200mm.
樓板厚度(不包括灰泥)為150毫米，175毫米及200毫米。
3. The internal areas of the residential properties on the upper floors will generally be slightly larger than those on the lower floors because of the reducing thickness of the structural walls on the upper floors.
因住宅物業的較高樓層的結構牆的厚度遞減，較高樓層的內部面積，一般比較低樓層的內部面積稍大。
4. The dimensions in the floor plans are all structural dimensions in millimetre.
平面圖之尺規所列數字為以毫米標示之建築結構尺寸。

Floor plans of residential properties in the development 發展項目的住宅物業的樓面平面圖

House Number B8 洋房屋號B8 Ground Floor Plan 地下平面圖



LEGEND 圖例

A/C = Air Conditioner Platform = 空調機平台
 A/C Above = Air Conditioner Platform Above = 上層空調機平台
 A/C Plant Room = Air Conditioning Plant Room = 空調機房
 AD = Air / Ventilation Duct = 空氣管道/通風槽
 AF = Architectural Feature = 建築裝飾
 AF Above = Architectural Feature Above = 上層建築裝飾
 Bal = Balcony = 露台
 Bal Above = Balcony Above = 上層露台
 Bath = Bathroom = 浴室
 BW = Bay Window = 窗台
 BW Above = Bay Window Above = 上層窗台
 Bedroom = 睡房
 Canopy = 簷篷
 Canopy Above = 上層簷篷
 CABD Room = Communal Aerial Broadcast Distribution Room
 = 公共天線系統房
 C Flat Roof = Common Flat Roof = 公用平台
 C Roof = Common Roof = 公用天台
 D = Down = 下
 Dining = Dining Room / Area = 飯廳
 ELV = Low Voltage Electrical Duct / Cabinet = 低電壓管道/箱
 EMC = Electrical Meter Cabinet = 電錶箱
 EMR = Electrical Meter Room = 電錶房
 Family = Family Room / Area = 起居室
 FH = Fire Hydrant = 消防栓

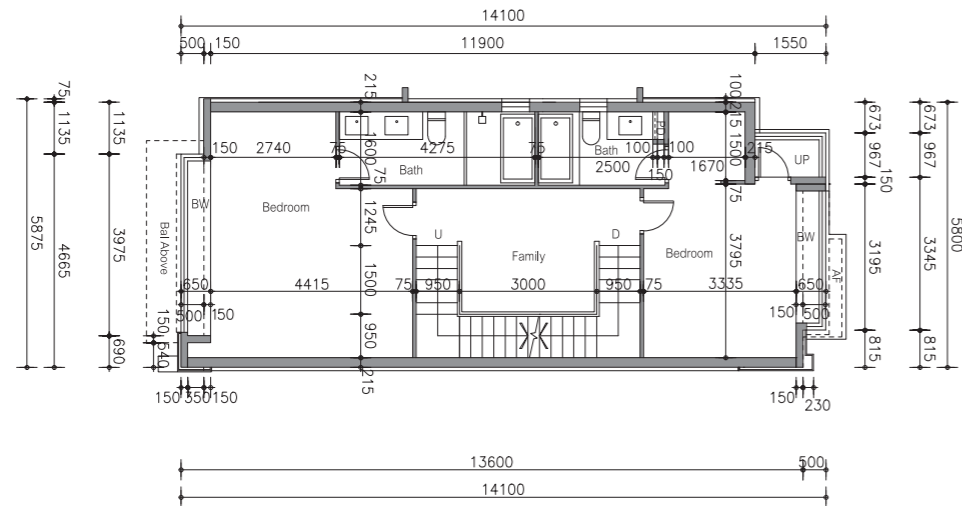
Flat Roof = 平台
 Floor Above = 上層樓面
 Garden = 花園
 HR = Hose Reel = 消防喉轆
 Kitchen = 廚房
 Lift = 升降機
 Lift Lobby = 升降機大堂
 Lift Machine Room = 升降機機房
 Living = Living Room / Area = 客廳
 M Bath = Master Bathroom = 主人浴室
 Master Bedroom = 主人睡房
 MV = Mechanical Ventilation = 機械通風
 Pantry = 備餐間
 PD = Pipe Duct = 喉管管道槽
 Planter = 花槽
 Ramp = 斜路
 RS / MRR = Refuse Storage / Material Recovery Room
 = 垃圾及物料回收房
 Roof = 天台
 Store / Sto = Store = 儲物房
 Study = Study Room = 書房
 TD = Telephone Duct = 電話線槽
 T / Lav = Toilet / Lavatory = 洗手間
 Top of A/C = Top of Cover for Air Conditioner = 下層空調機蓋頂
 Top of BW = Top of Bay Window = 下層窗台頂

U = Up = 上
 Upper Roof = 天台高層
 UP = Utility Platform = 工作平台
 UP Above = Utility Platform Above = 上層工作平台
 Void = 中空
 WMC = Water Meter Cabinet = 水錶箱

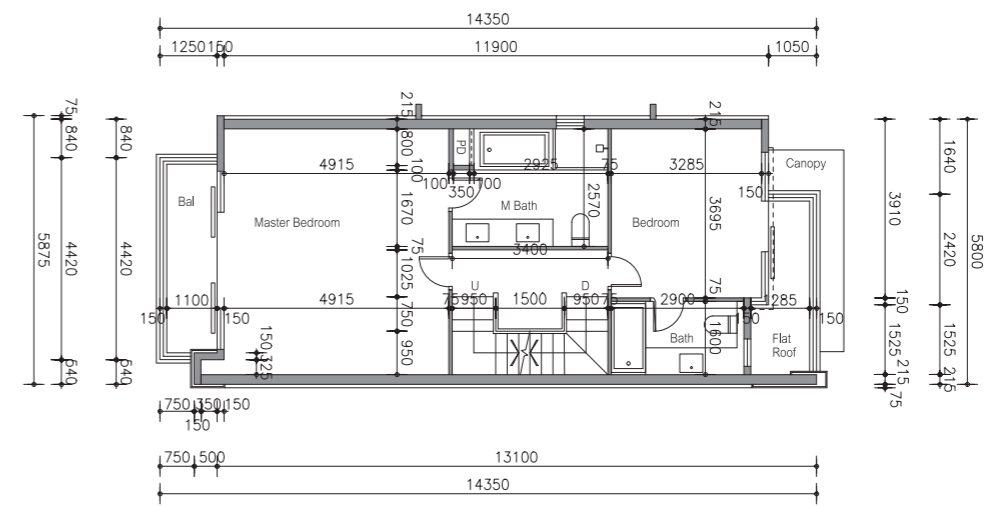
1. Floor-to-floor height (refer to the height between the top surface of the structural slab of a floor and the top surface of the structural slab of its immediate upper floor) : G/F is 4.2m, 1/F is 3.325m & 3.5m, 2/F is 3.5m, stairhood is 2.5m.
 層與層之間的高度(指該樓層之石屎地台面與上一層石屎地台面之高度距離) : 地下為4.2米, 一樓為3.325米及3.5米, 二樓為3.5米, 梯屋為2.5米。
2. The thickness of the floor slabs (excluding plaster) is 150mm, 175mm & 200mm.
 樓板厚度(不包括灰泥)為150毫米, 175毫米及200毫米。
3. The internal areas of the residential properties on the upper floors will generally be slightly larger than those on the lower floors because of the reducing thickness of the structural walls on the upper floors.
 因住宅物業的較高樓層的結構牆的厚度遞減, 較高樓層的內部面積, 一般比較低樓層的內部面積稍大。
4. The dimensions in the floor plans are all structural dimensions in millimetre.
 平面圖之尺規所列數字為以毫米標示之建築結構尺寸。

Floor plans of residential properties in the development 發展項目的住宅物業的樓面平面圖

House Number B8 洋房屋號 B8 Floor Plan 平面圖



1st Floor Plan
一樓平面圖



2nd Floor Plan
二樓平面圖

LEGEND 圖例

A/C = Air Conditioner Platform = 空調機平台
 A/C Above = Air Conditioner Platform Above = 上層空調機平台
 A/C Plant Room = Air Conditioning Plant Room = 空調機房
 AD = Air / Ventilation Duct = 空氣管道/通風槽
 AF = Architectural Feature = 建築裝飾
 AF Above = Architectural Feature Above = 上層建築裝飾
 Bal = Balcony = 露台
 Bal Above = Balcony Above = 上層露台
 Bath = Bathroom = 浴室
 BW = Bay Window = 窗台
 BW Above = Bay Window Above = 上層窗台
 Bedroom = 睡房
 Canopy = 簷篷
 Canopy Above = 上層簷篷
 CABD Room = Communal Aerial Broadcast Distribution Room
 = 公共天線系統房
 C Flat Roof = Common Flat Roof = 公用平台
 C Roof = Common Roof = 公用天台
 D = Down = 下
 Dining = Dining Room / Area = 飯廳
 ELV = Low Voltage Electrical Duct / Cabinet = 低電壓管道/箱
 EMC = Electrical Meter Cabinet = 電錶箱
 EMR = Electrical Meter Room = 電錶房
 Family = Family Room / Area = 起居室
 FH = Fire Hydrant = 消防栓

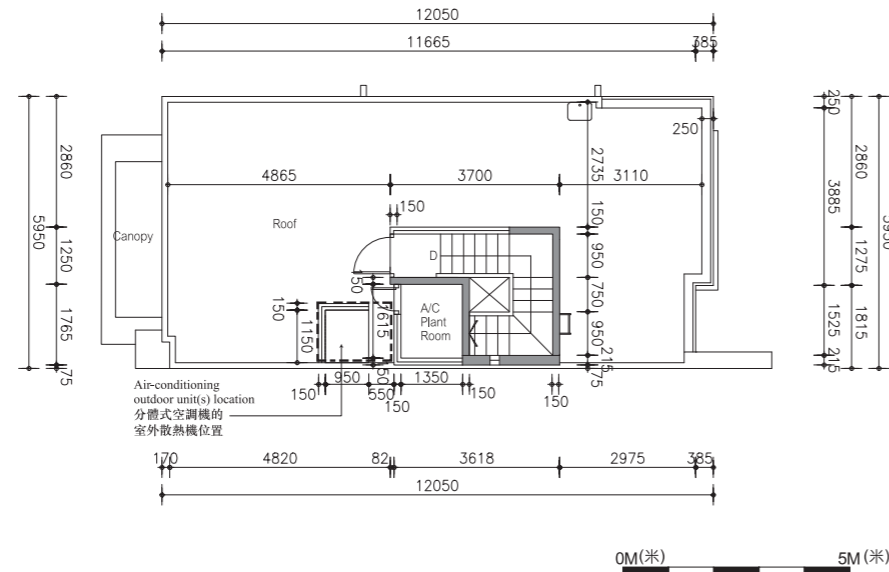
Flat Roof = 平台
 Floor Above = 上層樓面
 Garden = 花園
 HR = Hose Reel = 消防喉轆
 Kitchen = 廚房
 Lift = 升降機
 Lift Lobby = 升降機大堂
 Lift Machine Room = 升降機機房
 Living = Living Room / Area = 客廳
 M Bath = Master Bathroom = 主人浴室
 Master Bedroom = 主人睡房
 MV = Mechanical Ventilation = 機械通風
 Pantry = 備餐間
 PD = Pipe Duct = 喉管管道槽
 Planter = 花槽
 Ramp = 斜路
 RS / MRR = Refuse Storage / Material Recovery Room
 = 垃圾及物料回收房
 Roof = 天台
 Store / Sto = Store = 儲物房
 Study = Study Room = 書房
 TD = Telephone Duct = 電話線槽
 T / Lav = Toilet / Lavatory = 洗手間
 Top of A/C = Top of Cover for Air Conditioner = 下層空調機蓋頂
 Top of BW = Top of Bay Window = 下層窗台頂

U = Up = 上
 Upper Roof = 天台高層
 UP = Utility Platform = 工作平台
 UP Above = Utility Platform Above = 上層工作平台
 Void = 中空
 WMC = Water Meter Cabinet = 水錶箱

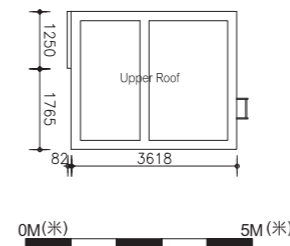
1. Floor-to-floor height (refer to the height between the top surface of the structural slab of a floor and the top surface of the structural slab of its immediate upper floor) : G/F is 4.2m, 1/F is 3.325m & 3.5m, 2/F is 3.5m, stairhood is 2.5m.
層與層之間的高度(指該樓層之石屎地台面與上一層石屎地台面之高度距離) : 地下為4.2米, 一樓為3.325米及3.5米, 二樓為3.5米, 梯屋為2.5米。
2. The thickness of the floor slabs (excluding plaster) is 150mm, 175mm & 200mm.
樓板厚度(不包括灰泥)為150毫米, 175毫米及200毫米。
3. The internal areas of the residential properties on the upper floors will generally be slightly larger than those on the lower floors because of the reducing thickness of the structural walls on the upper floors.
因住宅物業的較高樓層的結構牆的厚度遞減, 較高樓層的內部面積, 一般比較低樓層的內部面積稍大。
4. The dimensions in the floor plans are all structural dimensions in millimetre.
平面圖之尺規所列數字為以毫米標示之建築結構尺寸。

Floor plans of residential properties in the development 發展項目的住宅物業的樓面平面圖

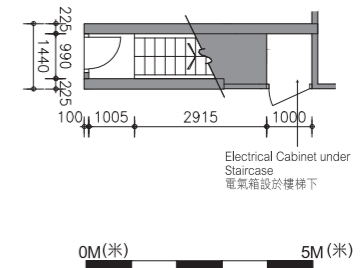
House Number B8 洋房屋號B8 Floor Plan 平面圖



Roof Floor Plan
天台平面圖



Upper Roof Floor Plan
高層天台平面圖



Basement Floor Plan
地庫平面圖

Note: The air-conditioning outdoor unit(s) is/are located at the roof of the house.
備註：分體式空調機的室外散熱機安裝於此洋房天台內。

LEGEND 圖例

A/C = Air Conditioner Platform = 空調機平台
A/C Above = Air Conditioner Platform Above = 上層空調機平台
A/C Plant Room = Air Conditioning Plant Room = 空調機房
AD = Air / Ventilation Duct = 空氣管道/通風槽
AF = Architectural Feature = 建築裝飾
AF Above = Architectural Feature Above = 上層建築裝飾
Bal = Balcony = 露台
Bal Above = Balcony Above = 上層露台
Bath = Bathroom = 浴室
BW = Bay Window = 窗台
BW Above = Bay Window Above = 上層窗台
Bedroom = 睡房
Canopy = 簷篷
Canopy Above = 上層簷篷
CABD Room = Communal Aerial Broadcast Distribution Room = 公共天線系統房
C Flat Roof = Common Flat Roof = 公用平台
C Roof = Common Roof = 公用天台
D = Down = 下
Dining = Dining Room / Area = 飯廳
ELV = Low Voltage Electrical Duct / Cabinet = 低電壓管道/箱
EMC = Electrical Meter Cabinet = 電錶箱
EMR = Electrical Meter Room = 電錶房
Family = Family Room / Area = 起居室
FH = Fire Hydrant = 消防栓

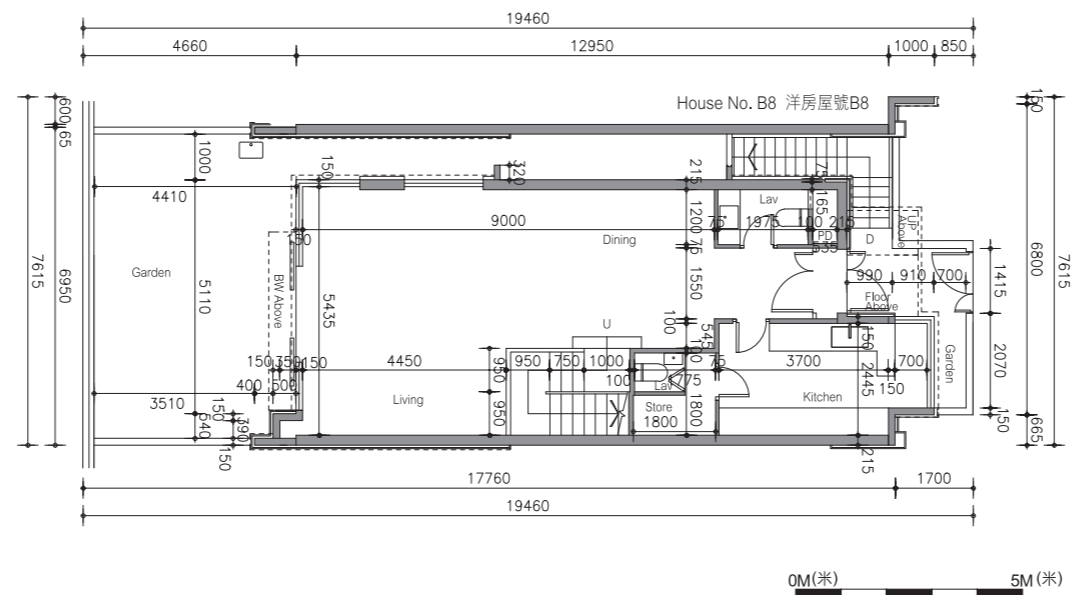
Flat Roof = 平台
Floor Above = 上層樓面
Garden = 花園
HR = Hose Reel = 消防喉轆
Kitchen = 廚房
Lift = 升降機
Lift Lobby = 升降機大堂
Lift Machine Room = 升降機機房
Living = Living Room / Area = 客廳
M Bath = Master Bathroom = 主人浴室
Master Bedroom = 主人睡房
MV = Mechanical Ventilation = 機械通風
Pantry = 備餐間
PD = Pipe Duct = 喉管管道槽
Planter = 花槽
Ramp = 斜路
RS / MRR = Refuse Storage / Material Recovery Room = 垃圾及物料回收房
Roof = 天台
Store / Sto = Store = 儲物房
Study = Study Room = 書房
TD = Telephone Duct = 電話線槽
T / Lav = Toilet / Lavatory = 洗手間
Top of A/C = Top of Cover for Air Conditioner = 下層空調機蓋頂
Top of BW = Top of Bay Window = 下層窗台頂

U = Up = 上
Upper Roof = 天台高層
UP = Utility Platform = 工作平台
UP Above = Utility Platform Above = 上層工作平台
Void = 中空
WMC = Water Meter Cabinet = 水錶箱

1. Floor-to-floor height (refer to the height between the top surface of the structural slab of a floor and the top surface of the structural slab of its immediate upper floor) : G/F is 4.2m, 1/F is 3.325m & 3.5m, 2/F is 3.5m, stairhood is 2.5m.
層與層之間的高度(指該樓層之石屎地台面與上一層石屎地台面之高度距離)：地下為4.2米，一樓為3.325米及3.5米，二樓為3.5米，梯屋為2.5米。
2. The thickness of the floor slabs (excluding plaster) is 150mm, 175mm & 200mm.
樓板厚度(不包括灰泥)為150毫米，175毫米及200毫米。
3. The internal areas of the residential properties on the upper floors will generally be slightly larger than those on the lower floors because of the reducing thickness of the structural walls on the upper floors.
因住宅物業的較高樓層的結構牆的厚度遞減，較高樓層的內部面積，一般比較低樓層的內部面積稍大。
4. The dimensions in the floor plans are all structural dimensions in millimetre.
平面圖之尺規所列數字為以毫米標示之建築結構尺寸。

Floor plans of residential properties in the development 發展項目的住宅物業的樓面平面圖

House Number B9 洋房屋號B9 Ground Floor Plan 地下平面圖



LEGEND 圖例

A/C = Air Conditioner Platform = 空調機平台
 A/C Above = Air Conditioner Platform Above = 上層空調機平台
 A/C Plant Room = Air Conditioning Plant Room = 空調機房
 AD = Air / Ventilation Duct = 空氣管道/通風槽
 AF = Architectural Feature = 建築裝飾
 AF Above = Architectural Feature Above = 上層建築裝飾
 Bal = Balcony = 露台
 Bal Above = Balcony Above = 上層露台
 Bath = Bathroom = 浴室
 BW = Bay Window = 窗台
 BW Above = Bay Window Above = 上層窗台
 Bedroom = 睡房
 Canopy = 簷篷
 Canopy Above = 上層簷篷
 CABD Room = Communal Aerial Broadcast Distribution Room
 = 公共天線系統房
 C Flat Roof = Common Flat Roof = 公用平台
 C Roof = Common Roof = 公用天台
 D = Down = 下
 Dining = Dining Room / Area = 飯廳
 ELV = Low Voltage Electrical Duct / Cabinet = 低電壓管道/箱
 EMC = Electrical Meter Cabinet = 電錶箱
 EMR = Electrical Meter Room = 電錶房
 Family = Family Room / Area = 起居室
 FH = Fire Hydrant = 消防栓

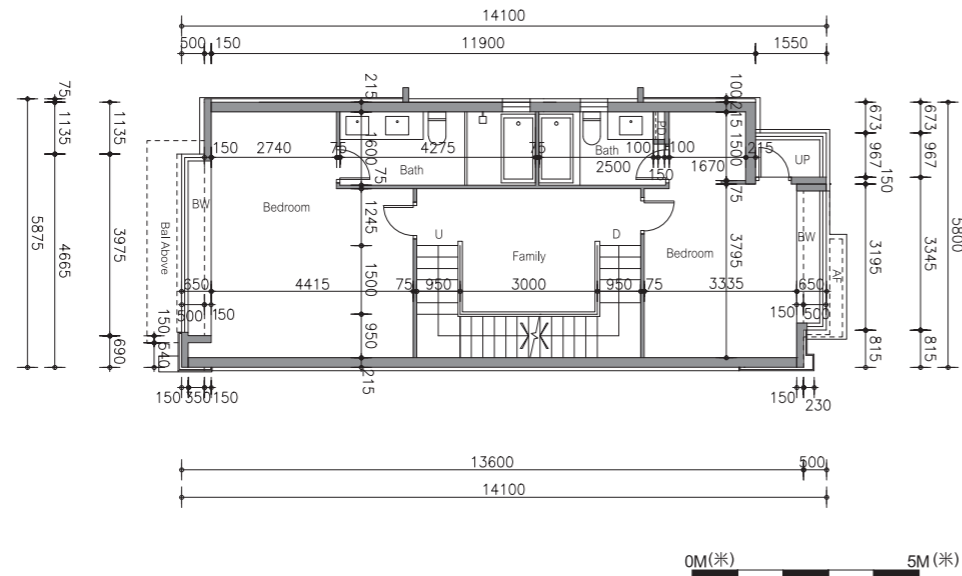
Flat Roof = 平台
 Floor Above = 上層樓面
 Garden = 花園
 HR = Hose Reel = 消防喉轆
 Kitchen = 廚房
 Lift = 升降機
 Lift Lobby = 升降機大堂
 Lift Machine Room = 升降機機房
 Living = Living Room / Area = 客廳
 M Bath = Master Bathroom = 主人浴室
 Master Bedroom = 主人睡房
 MV = Mechanical Ventilation = 機械通風
 Pantry = 備餐間
 PD = Pipe Duct = 喉管管道槽
 Planter = 花槽
 Ramp = 斜路
 RS / MRR = Refuse Storage / Material Recovery Room
 = 垃圾及物料回收房
 Roof = 天台
 Store / Sto = Store = 儲物房
 Study = Study Room = 書房
 TD = Telephone Duct = 電話線槽
 T / Lav = Toilet / Lavatory = 洗手間
 Top of A/C = Top of Cover for Air Conditioner = 下層空調機蓋頂
 Top of BW = Top of Bay Window = 下層窗台頂

U = Up = 上
 Upper Roof = 天台高層
 UP = Utility Platform = 工作平台
 UP Above = Utility Platform Above = 上層工作平台
 Void = 中空
 WMC = Water Meter Cabinet = 水錶箱

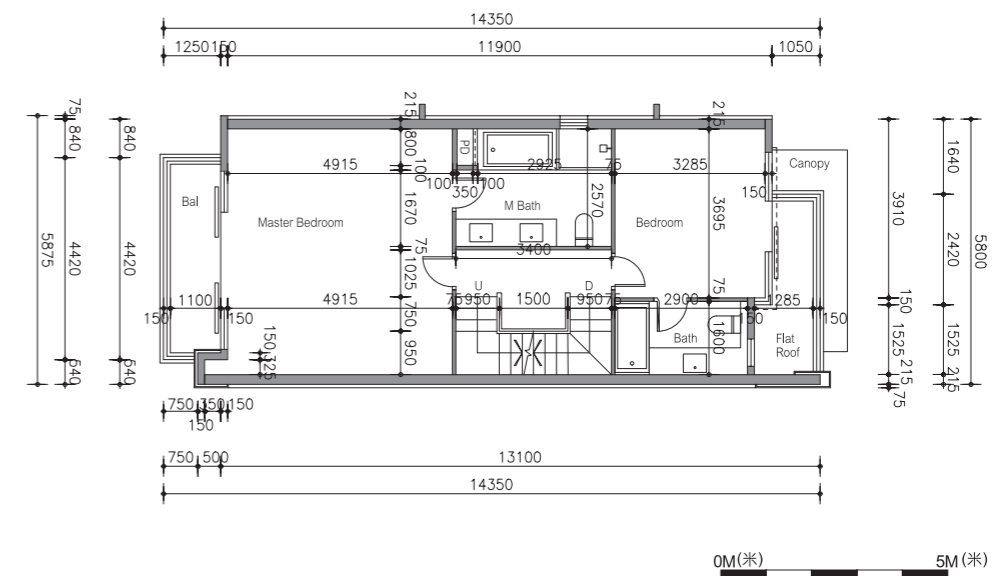
1. Floor-to-floor height (refer to the height between the top surface of the structural slab of a floor and the top surface of the structural slab of its immediate upper floor) : G/F is 4.2m, 1/F is 3.325m & 3.5m, 2/F is 3.5m, stairhood is 2.5m.
層與層之間的高度(指該樓層之石屎地台面與上一層石屎地台面之高度距離) : 地下為4.2米, 一樓為3.325米及3.5米, 二樓為3.5米, 梯屋為2.5米。
2. The thickness of the floor slabs (excluding plaster) is 150mm, 175mm & 200mm.
樓板厚度(不包括灰泥)為150毫米, 175毫米及200毫米。
3. The internal areas of the residential properties on the upper floors will generally be slightly larger than those on the lower floors because of the reducing thickness of the structural walls on the upper floors.
因住宅物業的較高樓層的結構牆的厚度遞減, 較高樓層的內部面積, 一般比較低樓層的內部面積稍大。
4. The dimensions in the floor plans are all structural dimensions in millimetre.
平面圖之尺規所列數字為以毫米標示之建築結構尺寸。

Floor plans of residential properties in the development 發展項目的住宅物業的樓面平面圖

House Number B9 洋房屋號B9 Floor Plan 平面圖



1st Floor Plan
一樓平面圖



2nd Floor Plan
二樓平面圖

LEGEND 圖例

A/C = Air Conditioner Platform = 空調機平台
 A/C Above = Air Conditioner Platform Above = 上層空調機平台
 A/C Plant Room = Air Conditioning Plant Room = 空調機房
 AD = Air / Ventilation Duct = 空氣管道/通風槽
 AF = Architectural Feature = 建築裝飾
 AF Above = Architectural Feature Above = 上層建築裝飾
 Bal = Balcony = 露台
 Bal Above = Balcony Above = 上層露台
 Bath = Bathroom = 浴室
 BW = Bay Window = 窗台
 BW Above = Bay Window Above = 上層窗台
 Bedroom = 睡房
 Canopy = 簷篷
 Canopy Above = 上層簷篷
 CABD Room = Communal Aerial Broadcast Distribution Room
 = 公共天線系統房
 C Flat Roof = Common Flat Roof = 公用平台
 C Roof = Common Roof = 公用天台
 D = Down = 下
 Dining = Dining Room / Area = 飯廳
 ELV = Low Voltage Electrical Duct / Cabinet = 低電壓管道/箱
 EMC = Electrical Meter Cabinet = 電錶箱
 EMR = Electrical Meter Room = 電錶房
 Family = Family Room / Area = 起居室
 FH = Fire Hydrant = 消防栓

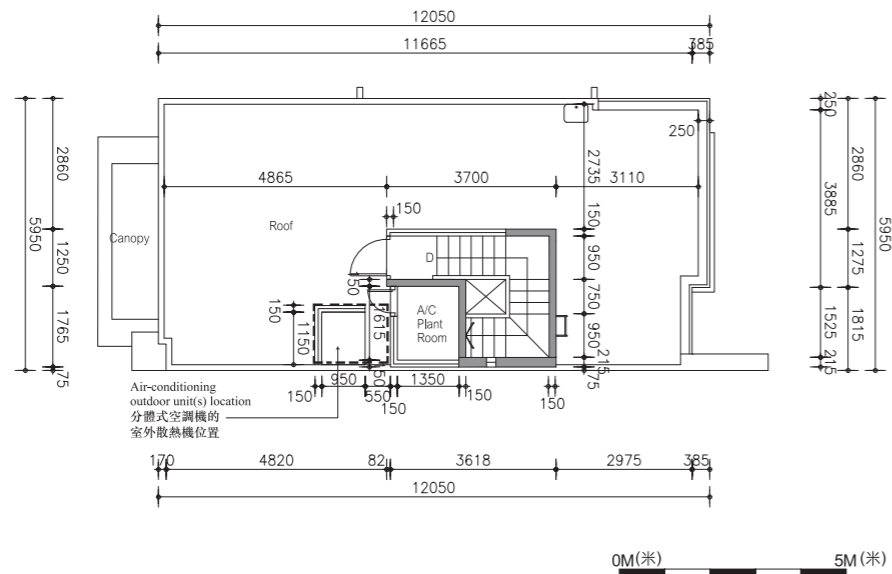
Flat Roof = 平台
 Floor Above = 上層樓面
 Garden = 花園
 HR = Hose Reel = 消防喉轆
 Kitchen = 廚房
 Lift = 升降機
 Lift Lobby = 升降機大堂
 Lift Machine Room = 升降機機房
 Living = Living Room / Area = 客廳
 M Bath = Master Bathroom = 主人浴室
 Master Bedroom = 主人睡房
 MV = Mechanical Ventilation = 機械通風
 Pantry = 備餐間
 PD = Pipe Duct = 喉管管道槽
 Planter = 花槽
 Ramp = 斜路
 RS / MRR = Refuse Storage / Material Recovery Room
 = 垃圾及物料回收房
 Roof = 天台
 Store / Sto = Store = 儲物房
 Study = Study Room = 書房
 TD = Telephone Duct = 電話線槽
 T / Lav = Toilet / Lavatory = 洗手間
 Top of A/C = Top of Cover for Air Conditioner = 下層空調機蓋頂
 Top of BW = Top of Bay Window = 下層窗台頂

U = Up = 上
 Upper Roof = 天台高層
 UP = Utility Platform = 工作平台
 UP Above = Utility Platform Above = 上層工作平台
 Void = 中空
 WMC = Water Meter Cabinet = 水錶箱

1. Floor-to-floor height (refer to the height between the top surface of the structural slab of a floor and the top surface of the structural slab of its immediate upper floor) : G/F is 4.2m, 1/F is 3.325m & 3.5m, 2/F is 3.5m, stairhood is 2.5m.
層與層之間的高度(指該樓層之石屎地台面與上一層石屎地台面之高度距離) : 地下為4.2米, 一樓為3.325米及3.5米, 二樓為3.5米, 梯屋為2.5米。
2. The thickness of the floor slabs (excluding plaster) is 150mm, 175mm & 200mm.
樓板厚度(不包括灰泥)為150毫米, 175毫米及200毫米。
3. The internal areas of the residential properties on the upper floors will generally be slightly larger than those on the lower floors because of the reducing thickness of the structural walls on the upper floors.
因住宅物業的較高樓層的結構牆的厚度遞減, 較高樓層的內部面積, 一般比較低樓層的內部面積稍大。
4. The dimensions in the floor plans are all structural dimensions in millimetre.
平面圖之尺規所列數字為以毫米標示之建築結構尺寸。

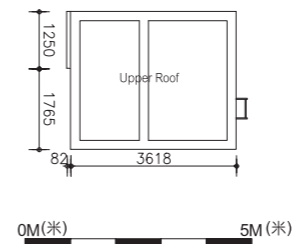
Floor plans of residential properties in the development 發展項目的住宅物業的樓面平面圖

House Number B9 洋房屋號 B9 Floor Plan 平面圖

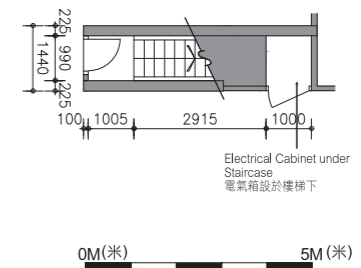


Roof Floor Plan
天台平面圖

Note: The air-conditioning outdoor unit(s) is/are located at the roof of the house.
備註：分體式空調機的室外散熱機安裝於此洋房天台內。



Upper Roof Floor Plan
高層天台平面圖



Basement Floor Plan
地庫平面圖

LEGEND 圖例

A/C = Air Conditioner Platform = 空調機平台
A/C Above = Air Conditioner Platform Above = 上層空調機平台
A/C Plant Room = Air Conditioning Plant Room = 空調機房
AD = Air / Ventilation Duct = 空氣管道/通風槽
AF = Architectural Feature = 建築裝飾
AF Above = Architectural Feature Above = 上層建築裝飾
Bal = Balcony = 露台
Bal Above = Balcony Above = 上層露台
Bath = Bathroom = 浴室
BW = Bay Window = 窗台
BW Above = Bay Window Above = 上層窗台
Bedroom = 睡房
Canopy = 簷篷
Canopy Above = 上層簷篷
CABD Room = Communal Aerial Broadcast Distribution Room = 公共天線系統房
C Flat Roof = Common Flat Roof = 公用平台
C Roof = Common Roof = 公用天台
D = Down = 下
Dining = Dining Room / Area = 飯廳
ELV = Low Voltage Electrical Duct / Cabinet = 低電壓管道/箱
EMC = Electrical Meter Cabinet = 電錶箱
EMR = Electrical Meter Room = 電錶房
Family = Family Room / Area = 起居室
FH = Fire Hydrant = 消防栓

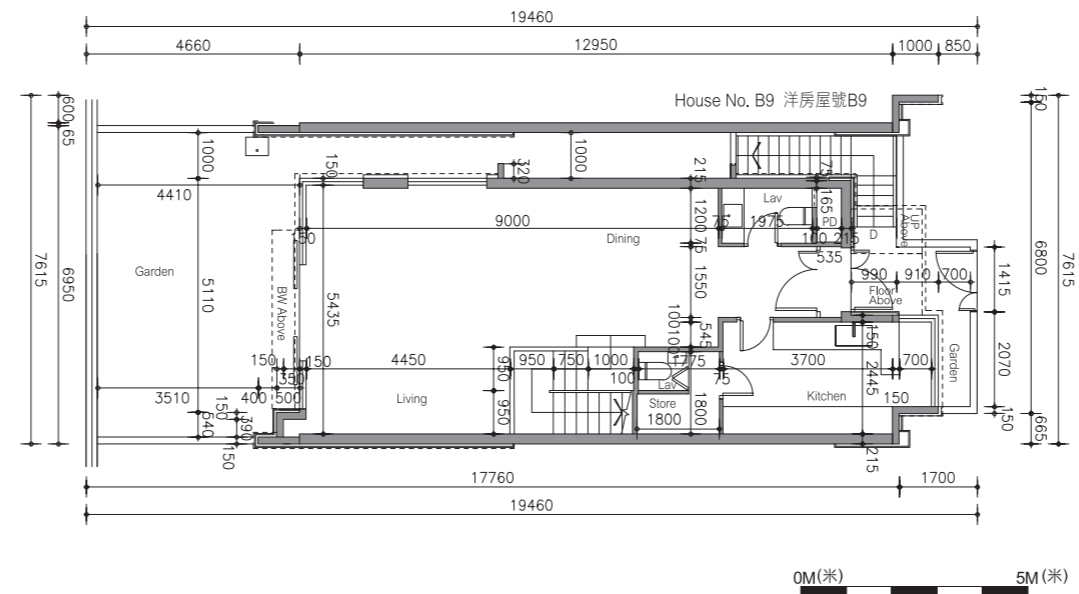
Flat Roof = 平台
Floor Above = 上層樓面
Garden = 花園
HR = Hose Reel = 消防喉轆
Kitchen = 廚房
Lift = 升降機
Lift Lobby = 升降機大堂
Lift Machine Room = 升降機機房
Living = Living Room / Area = 客廳
M Bath = Master Bathroom = 主人浴室
Master Bedroom = 主人睡房
MV = Mechanical Ventilation = 機械通風
Pantry = 備餐間
PD = Pipe Duct = 喉管管道槽
Planter = 花槽
Ramp = 斜路
RS / MRR = Refuse Storage / Material Recovery Room = 垃圾及物料回收房
Roof = 天台
Store / Sto = Store = 儲物房
Study = Study Room = 書房
TD = Telephone Duct = 電話線槽
T / Lav = Toilet / Lavatory = 洗手間
Top of A/C = Top of Cover for Air Conditioner = 下層空調機蓋頂
Top of BW = Top of Bay Window = 下層窗台頂

U = Up = 上
Upper Roof = 天台高層
UP = Utility Platform = 工作平台
UP Above = Utility Platform Above = 上層工作平台
Void = 中空
WMC = Water Meter Cabinet = 水錶箱

1. Floor-to-floor height (refer to the height between the top surface of the structural slab of a floor and the top surface of the structural slab of its immediate upper floor) : G/F is 4.2m, 1/F is 3.325m & 3.5m, 2/F is 3.5m, stairhood is 2.5m.
層與層之間的高度(指該樓層之石屎地台面與上一層石屎地台面之高度距離)：地下為4.2米，一樓為3.325米及3.5米，二樓為3.5米，梯屋為2.5米。
2. The thickness of the floor slabs (excluding plaster) is 150mm, 175mm & 200mm.
樓板厚度(不包括灰泥)為150毫米，175毫米及200毫米。
3. The internal areas of the residential properties on the upper floors will generally be slightly larger than those on the lower floors because of the reducing thickness of the structural walls on the upper floors.
因住宅物業的較高樓層的結構牆的厚度遞減，較高樓層的內部面積，一般比較低樓層的內部面積稍大。
4. The dimensions in the floor plans are all structural dimensions in millimetre.
平面圖之尺規所列數字為以毫米標示之建築結構尺寸。

Floor plans of residential properties in the development 發展項目的住宅物業的樓面平面圖

House Number B10 洋房屋號B10 Ground Floor Plan 地下平面圖



LEGEND 圖例

A/C = Air Conditioner Platform = 空調機平台
 A/C Above = Air Conditioner Platform Above = 上層空調機平台
 A/C Plant Room = Air Conditioning Plant Room = 空調機房
 AD = Air / Ventilation Duct = 空氣管道/通風槽
 AF = Architectural Feature = 建築裝飾
 AF Above = Architectural Feature Above = 上層建築裝飾
 Bal = Balcony = 露台
 Bal Above = Balcony Above = 上層露台
 Bath = Bathroom = 浴室
 BW = Bay Window = 窗台
 BW Above = Bay Window Above = 上層窗台
 Bedroom = 睡房
 Canopy = 簷篷
 Canopy Above = 上層簷篷
 CABD Room = Communal Aerial Broadcast Distribution Room
 = 公共天線系統房
 C Flat Roof = Common Flat Roof = 公用天台
 C Roof = Common Roof = 公用天台
 D = Down = 下
 Dining = Dining Room / Area = 飯廳
 ELV = Low Voltage Electrical Duct / Cabinet = 低電壓管道/箱
 EMC = Electrical Meter Cabinet = 電錶箱
 EMR = Electrical Meter Room = 電錶房
 Family = Family Room / Area = 起居室
 FH = Fire Hydrant = 消防栓

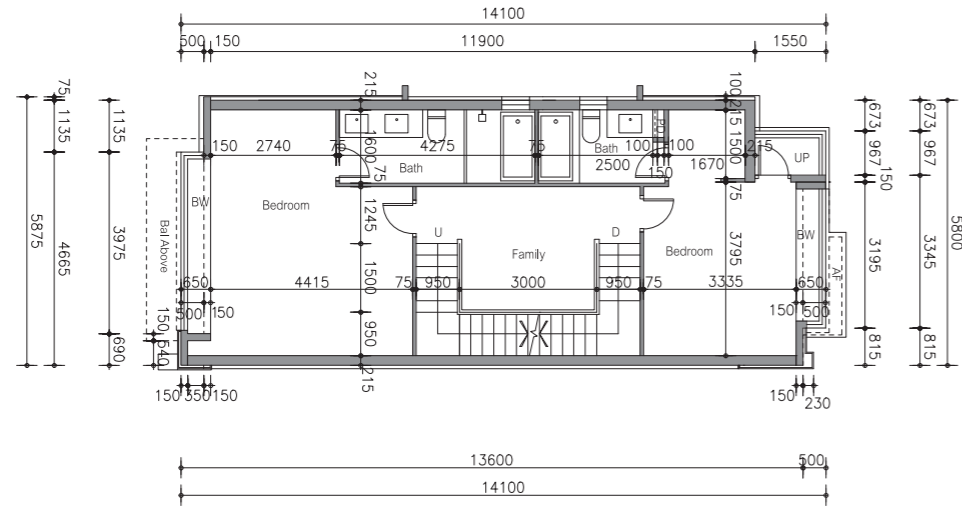
Flat Roof = 平台
 Floor Above = 上層樓面
 Garden = 花園
 HR = Hose Reel = 消防喉轆
 Kitchen = 廚房
 Lift = 升降機
 Lift Lobby = 升降機大堂
 Lift Machine Room = 升降機機房
 Living = Living Room / Area = 客廳
 M Bath = Master Bathroom = 主人浴室
 Master Bedroom = 主人睡房
 MV = Mechanical Ventilation = 機械通風
 Pantry = 備餐間
 PD = Pipe Duct = 喉管管道槽
 Planter = 花槽
 Ramp = 斜路
 RS / MRR = Refuse Storage / Material Recovery Room
 = 垃圾及物料回收房
 Roof = 天台
 Store / Sto = Store = 儲物房
 Study = Study Room = 書房
 TD = Telephone Duct = 電話線槽
 T / Lav = Toilet / Lavatory = 洗手間
 Top of A/C = Top of Cover for Air Conditioner = 下層空調機蓋頂
 Top of BW = Top of Bay Window = 下層窗台頂

U = Up = 上
 Upper Roof = 天台高層
 UP = Utility Platform = 工作平台
 UP Above = Utility Platform Above = 上層工作平台
 Void = 中空
 WMC = Water Meter Cabinet = 水錶箱

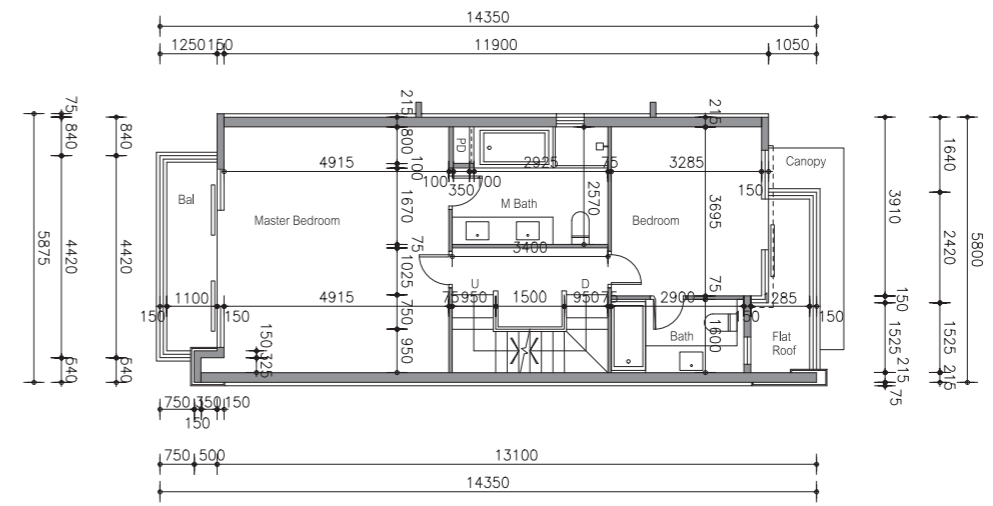
1. Floor-to-floor height (refer to the height between the top surface of the structural slab of a floor and the top surface of the structural slab of its immediate upper floor) : G/F is 4.2m, 1/F is 3.325m & 3.5m, 2/F is 3.5m, stairhood is 2.5m.
 層與層之間的高度(指該樓層之石屎地台面與上一層石屎地台面之高度距離) : 地下為4.2米, 一樓為3.325米及3.5米, 二樓為3.5米, 梯屋為2.5米。
2. The thickness of the floor slabs (excluding plaster) is 150mm, 175mm & 200mm.
 樓板厚度(不包括灰泥)為150毫米, 175毫米及200毫米。
3. The internal areas of the residential properties on the upper floors will generally be slightly larger than those on the lower floors because of the reducing thickness of the structural walls on the upper floors.
 因住宅物業的較高樓層的結構牆的厚度遞減, 較高樓層的內部面積, 一般比較低樓層的內部面積稍大。
4. The dimensions in the floor plans are all structural dimensions in millimetre.
 平面圖之尺規所列數字為以毫米標示之建築結構尺寸。

Floor plans of residential properties in the development 發展項目的住宅物業的樓面平面圖

House Number B10 洋房屋號B10 Floor Plan 平面圖



1st Floor Plan
一樓平面圖



2nd Floor Plan
二樓平面圖

LEGEND 圖例

A/C = Air Conditioner Platform = 空調機平台
 A/C Above = Air Conditioner Platform Above = 上層空調機平台
 A/C Plant Room = Air Conditioning Plant Room = 空調機房
 AD = Air / Ventilation Duct = 空氣管道/通風槽
 AF = Architectural Feature = 建築裝飾
 AF Above = Architectural Feature Above = 上層建築裝飾
 Bal = Balcony = 露台
 Bal Above = Balcony Above = 上層露台
 Bath = Bathroom = 浴室
 BW = Bay Window = 窗台
 BW Above = Bay Window Above = 上層窗台
 Bedroom = 睡房
 Canopy = 簷篷
 Canopy Above = 上層簷篷
 CABD Room = Communal Aerial Broadcast Distribution Room
 = 公共天線系統房
 C Flat Roof = Common Flat Roof = 公用平台
 C Roof = Common Roof = 公用天台
 D = Down = 下
 Dining = Dining Room / Area = 飯廳
 ELV = Low Voltage Electrical Duct / Cabinet = 低電壓管道/箱
 EMC = Electrical Meter Cabinet = 電錶箱
 EMR = Electrical Meter Room = 電錶房
 Family = Family Room / Area = 起居室
 FH = Fire Hydrant = 消防栓

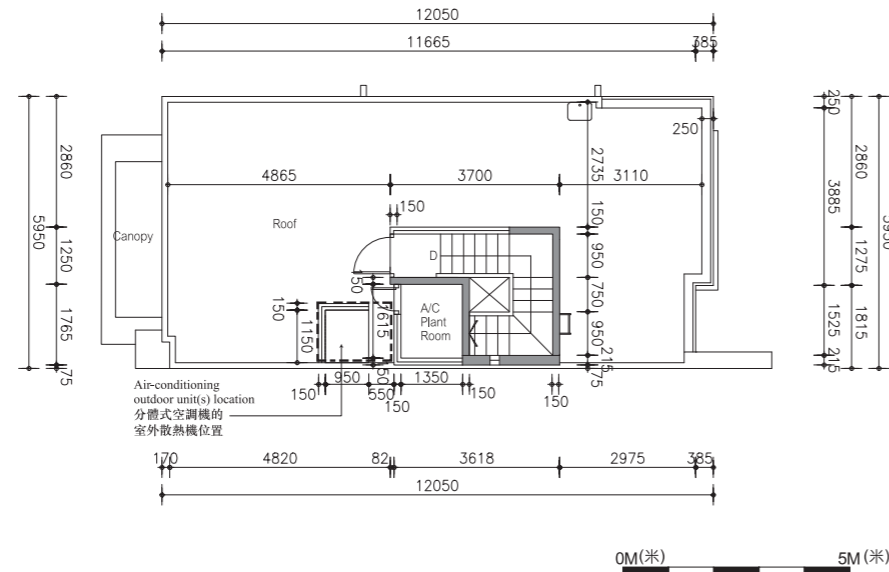
Flat Roof = 平台
 Floor Above = 上層樓面
 Garden = 花園
 HR = Hose Reel = 消防喉轆
 Kitchen = 廚房
 Lift = 升降機
 Lift Lobby = 升降機大堂
 Lift Machine Room = 升降機機房
 Living = Living Room / Area = 客廳
 M Bath = Master Bathroom = 主人浴室
 Master Bedroom = 主人睡房
 MV = Mechanical Ventilation = 機械通風
 Pantry = 備餐間
 PD = Pipe Duct = 喉管管道槽
 Planter = 花槽
 Ramp = 斜路
 RS / MRR = Refuse Storage / Material Recovery Room
 = 垃圾及物料回收房
 Roof = 天台
 Store / Sto = Store = 儲物房
 Study = Study Room = 書房
 TD = Telephone Duct = 電話線槽
 T / Lav = Toilet / Lavatory = 洗手間
 Top of A/C = Top of Cover for Air Conditioner = 下層空調機蓋頂
 Top of BW = Top of Bay Window = 下層窗台頂

U = Up = 上
 Upper Roof = 天台高層
 UP = Utility Platform = 工作平台
 UP Above = Utility Platform Above = 上層工作平台
 Void = 中空
 WMC = Water Meter Cabinet = 水錶箱

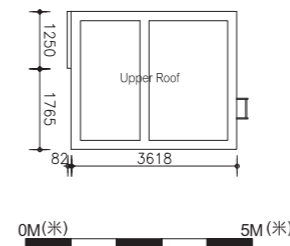
1. Floor-to-floor height (refer to the height between the top surface of the structural slab of a floor and the top surface of the structural slab of its immediate upper floor) : G/F is 4.2m, 1/F is 3.325m & 3.5m, 2/F is 3.5m, stairhood is 2.5m.
層與層之間的高度(指該樓層之石屎地台面與上一層石屎地台面之高度距離) : 地下為4.2米, 一樓為3.325米及3.5米, 二樓為3.5米, 梯屋為2.5米。
2. The thickness of the floor slabs (excluding plaster) is 150mm, 175mm & 200mm.
樓板厚度(不包括灰泥)為150毫米, 175毫米及200毫米。
3. The internal areas of the residential properties on the upper floors will generally be slightly larger than those on the lower floors because of the reducing thickness of the structural walls on the upper floors.
因住宅物業的較高樓層的結構牆的厚度遞減, 較高樓層的內部面積, 一般比較低樓層的內部面積稍大。
4. The dimensions in the floor plans are all structural dimensions in millimetre.
平面圖之尺規所列數字為以毫米標示之建築結構尺寸。

Floor plans of residential properties in the development 發展項目的住宅物業的樓面平面圖

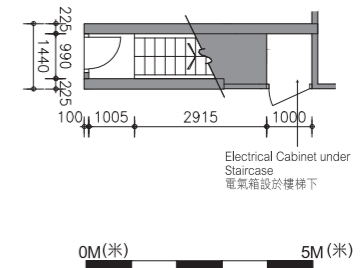
House Number B10 洋房屋號 B10 Floor Plan 平面圖



Roof Floor Plan
天台平面圖



Upper Roof Floor Plan
高層天台平面圖



Basement Floor Plan
地庫平面圖

Note: The air-conditioning outdoor unit(s) is/are located at the roof of the house.
備註：分體式空調機的室外散熱機安裝於此洋房天台內。

LEGEND 圖例

A/C = Air Conditioner Platform = 空調機平台
A/C Above = Air Conditioner Platform Above = 上層空調機平台
A/C Plant Room = Air Conditioning Plant Room = 空調機房
AD = Air / Ventilation Duct = 空氣管道/通風槽
AF = Architectural Feature = 建築裝飾
AF Above = Architectural Feature Above = 上層建築裝飾
Bal = Balcony = 露台
Bal Above = Balcony Above = 上層露台
Bath = Bathroom = 浴室
BW = Bay Window = 窗台
BW Above = Bay Window Above = 上層窗台
Bedroom = 睡房
Canopy = 簷篷
Canopy Above = 上層簷篷
CABD Room = Communal Aerial Broadcast Distribution Room = 公共天線系統房
C Flat Roof = Common Flat Roof = 公用平台
C Roof = Common Roof = 公用天台
D = Down = 下
Dining = Dining Room / Area = 飯廳
ELV = Low Voltage Electrical Duct / Cabinet = 低電壓管道/箱
EMC = Electrical Meter Cabinet = 電錶箱
EMR = Electrical Meter Room = 電錶房
Family = Family Room / Area = 起居室
FH = Fire Hydrant = 消防栓

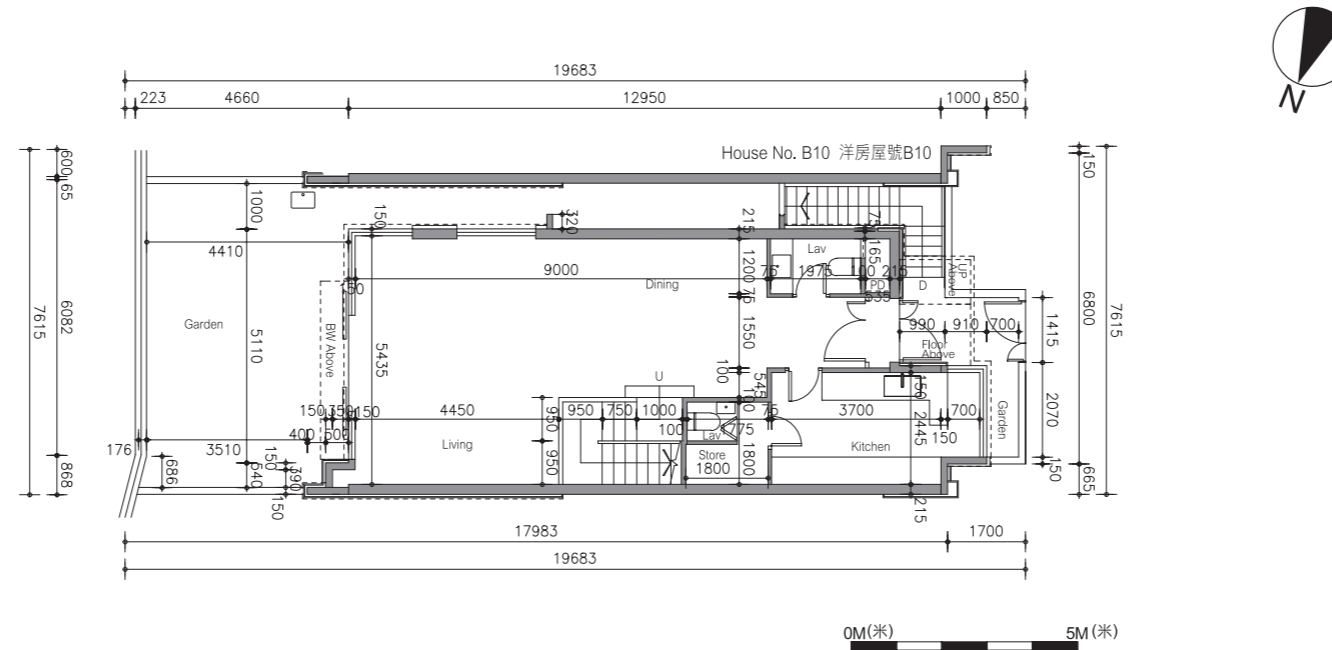
Flat Roof = 平台
Floor Above = 上層樓面
Garden = 花園
HR = Hose Reel = 消防喉轆
Kitchen = 廚房
Lift = 升降機
Lift Lobby = 升降機大堂
Lift Machine Room = 升降機機房
Living = Living Room / Area = 客廳
M Bath = Master Bathroom = 主人浴室
Master Bedroom = 主人睡房
MV = Mechanical Ventilation = 機械通風
Pantry = 備餐間
PD = Pipe Duct = 喉管管道槽
Planter = 花槽
Ramp = 斜路
RS / MRR = Refuse Storage / Material Recovery Room = 垃圾及物料回收房
Roof = 天台
Store / Sto = Store = 儲物房
Study = Study Room = 書房
TD = Telephone Duct = 電話線槽
T / Lav = Toilet / Lavatory = 洗手間
Top of A/C = Top of Cover for Air Conditioner = 下層空調機蓋頂
Top of BW = Top of Bay Window = 下層窗台頂

U = Up = 上
Upper Roof = 天台高層
UP = Utility Platform = 工作平台
UP Above = Utility Platform Above = 上層工作平台
Void = 中空
WMC = Water Meter Cabinet = 水錶箱

1. Floor-to-floor height (refer to the height between the top surface of the structural slab of a floor and the top surface of the structural slab of its immediate upper floor) : G/F is 4.2m, 1/F is 3.325m & 3.5m, 2/F is 3.5m, stairhood is 2.5m.
層與層之間的高度(指該樓層之石屎地台面與上一層石屎地台面之高度距離)：地下為4.2米，一樓為3.325米及3.5米，二樓為3.5米，梯屋為2.5米。
2. The thickness of the floor slabs (excluding plaster) is 150mm, 175mm & 200mm.
樓板厚度(不包括灰泥)為150毫米，175毫米及200毫米。
3. The internal areas of the residential properties on the upper floors will generally be slightly larger than those on the lower floors because of the reducing thickness of the structural walls on the upper floors.
因住宅物業的較高樓層的結構牆的厚度遞減，較高樓層的內部面積，一般比較低樓層的內部面積稍大。
4. The dimensions in the floor plans are all structural dimensions in millimetre.
平面圖之尺規所列數字為以毫米標示之建築結構尺寸。

Floor plans of residential properties in the development 發展項目的住宅物業的樓面平面圖

House Number B11 洋房屋號B11 Ground Floor Plan 地下平面圖



LEGEND 圖例

A/C = Air Conditioner Platform = 空調機平台
 A/C Above = Air Conditioner Platform Above = 上層空調機平台
 A/C Plant Room = Air Conditioning Plant Room = 空調機房
 AD = Air / Ventilation Duct = 空氣管道/通風槽
 AF = Architectural Feature = 建築裝飾
 AF Above = Architectural Feature Above = 上層建築裝飾
 Bal = Balcony = 露台
 Bal Above = Balcony Above = 上層露台
 Bath = Bathroom = 浴室
 BW = Bay Window = 窗台
 BW Above = Bay Window Above = 上層窗台
 Bedroom = 睡房
 Canopy = 簷篷
 Canopy Above = 上層簷篷
 CABD Room = Communal Aerial Broadcast Distribution Room
 = 公共天線系統房
 C Flat Roof = Common Flat Roof = 公用平台
 C Roof = Common Roof = 公用天台
 D = Down = 下
 Dining = Dining Room / Area = 飯廳
 ELV = Low Voltage Electrical Duct / Cabinet = 低電壓管道/箱
 EMC = Electrical Meter Cabinet = 電錶箱
 EMR = Electrical Meter Room = 電錶房
 Family = Family Room / Area = 起居室
 FH = Fire Hydrant = 消防栓

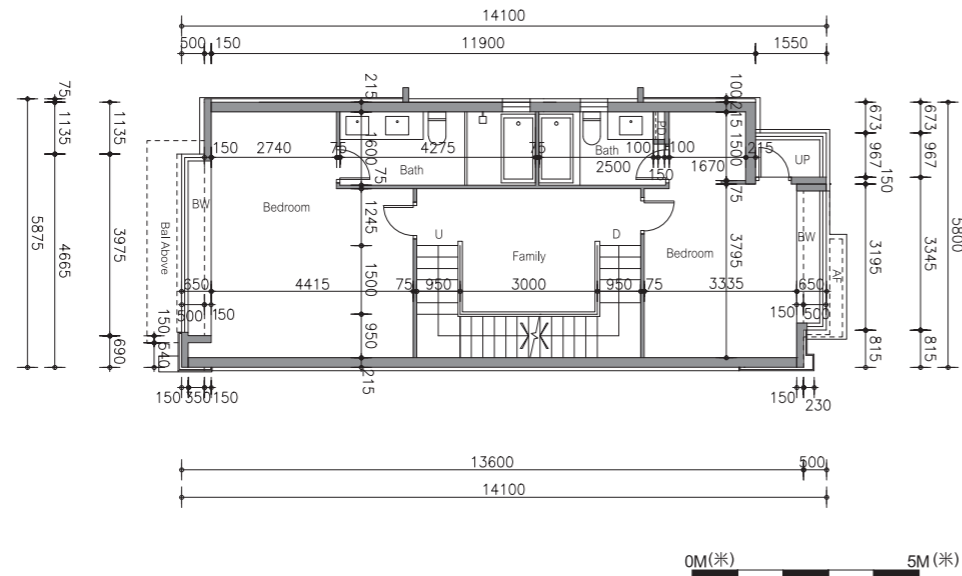
Flat Roof = 平台
 Floor Above = 上層樓面
 Garden = 花園
 HR = Hose Reel = 消防喉轆
 Kitchen = 廚房
 Lift = 升降機
 Lift Lobby = 升降機大堂
 Lift Machine Room = 升降機機房
 Living = Living Room / Area = 客廳
 M Bath = Master Bathroom = 主人浴室
 Master Bedroom = 主人睡房
 MV = Mechanical Ventilation = 機械通風
 Pantry = 備餐間
 PD = Pipe Duct = 喉管管道槽
 Planter = 花槽
 Ramp = 斜路
 RS / MRR = Refuse Storage / Material Recovery Room
 = 垃圾及物料回收房
 Roof = 天台
 Store / Sto = Store = 儲物房
 Study = Study Room = 書房
 TD = Telephone Duct = 電話線槽
 T / Lav = Toilet / Lavatory = 洗手間
 Top of A/C = Top of Cover for Air Conditioner = 下層空調機蓋頂
 Top of BW = Top of Bay Window = 下層窗台頂

U = Up = 上
 Upper Roof = 天台高層
 UP = Utility Platform = 工作平台
 UP Above = Utility Platform Above = 上層工作平台
 Void = 中空
 WMC = Water Meter Cabinet = 水錶箱

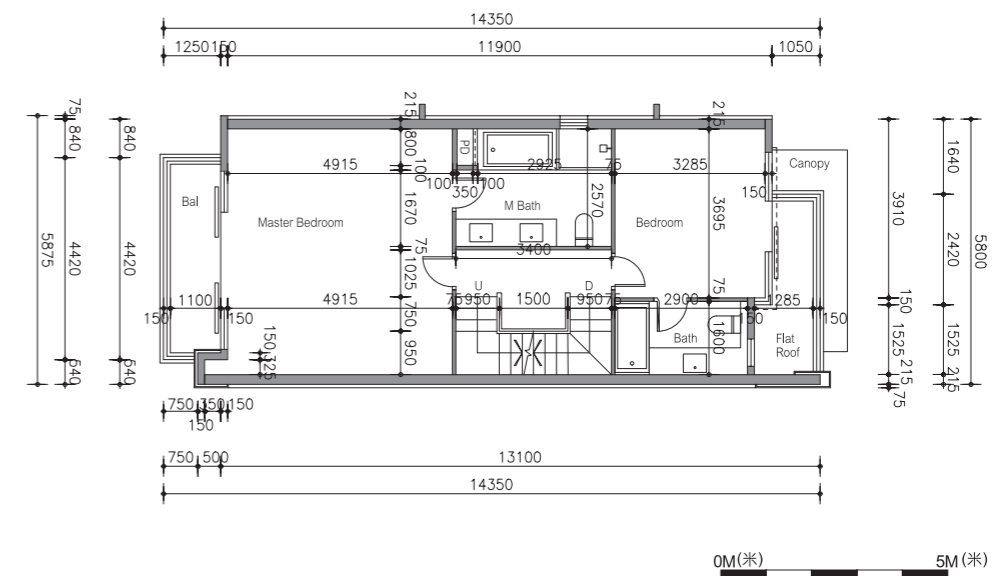
1. Floor-to-floor height (refer to the height between the top surface of the structural slab of a floor and the top surface of the structural slab of its immediate upper floor) : G/F is 4.2m, 1/F is 3.325m & 3.5m, 2/F is 3.5m, stairhood is 2.5m.
層與層之間的高度(指該樓層之石屎地台面與上一層石屎地台面之高度距離) : 地下為4.2米, 一樓為3.325米及3.5米, 二樓為3.5米, 梯屋為2.5米。
2. The thickness of the floor slabs (excluding plaster) is 150mm, 175mm & 200mm.
樓板厚度(不包括灰泥)為150毫米, 175毫米及200毫米。
3. The internal areas of the residential properties on the upper floors will generally be slightly larger than those on the lower floors because of the reducing thickness of the structural walls on the upper floors.
因住宅物業的較高樓層的結構牆的厚度遞減, 較高樓層的內部面積, 一般比較低樓層的內部面積稍大。
4. The dimensions in the floor plans are all structural dimensions in millimetre.
平面圖之尺規所列數字為以毫米標示之建築結構尺寸。

Floor plans of residential properties in the development 發展項目的住宅物業的樓面平面圖

House Number B11 洋房屋號B11 Floor Plan 平面圖



1st Floor Plan
一樓平面圖



2nd Floor Plan
二樓平面圖

LEGEND 圖例

A/C = Air Conditioner Platform = 空調機平台
 A/C Above = Air Conditioner Platform Above = 上層空調機平台
 A/C Plant Room = Air Conditioning Plant Room = 空調機房
 AD = Air / Ventilation Duct = 空氣管道/通風槽
 AF = Architectural Feature = 建築裝飾
 AF Above = Architectural Feature Above = 上層建築裝飾
 Bal = Balcony = 露台
 Bal Above = Balcony Above = 上層露台
 Bath = Bathroom = 浴室
 BW = Bay Window = 窗台
 BW Above = Bay Window Above = 上層窗台
 Bedroom = 睡房
 Canopy = 簷篷
 Canopy Above = 上層簷篷
 CABD Room = Communal Aerial Broadcast Distribution Room
 = 公共天線系統房
 C Flat Roof = Common Flat Roof = 公用平台
 C Roof = Common Roof = 公用天台
 D = Down = 下
 Dining = Dining Room / Area = 飯廳
 ELV = Low Voltage Electrical Duct / Cabinet = 低電壓管道/箱
 EMC = Electrical Meter Cabinet = 電錶箱
 EMR = Electrical Meter Room = 電錶房
 Family = Family Room / Area = 起居室
 FH = Fire Hydrant = 消防栓

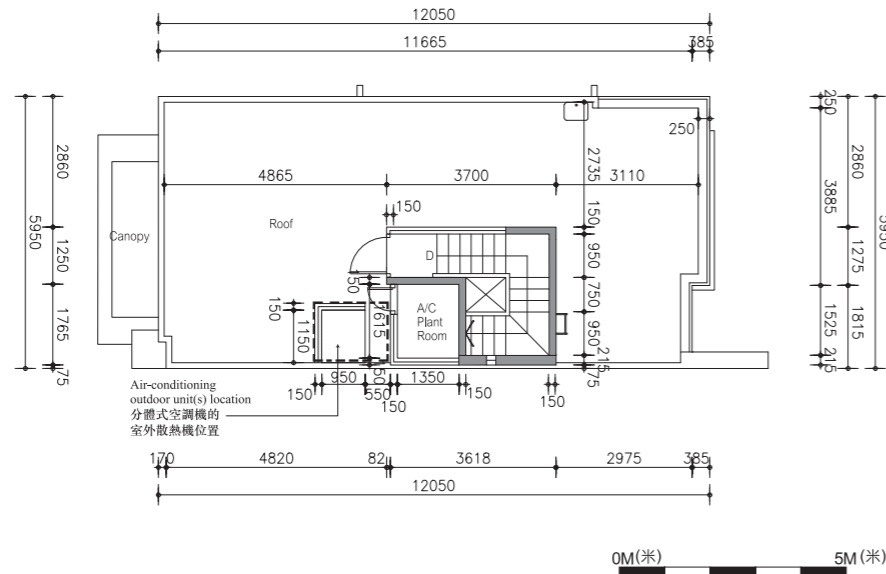
Flat Roof = 平台
 Floor Above = 上層樓面
 Garden = 花園
 HR = Hose Reel = 消防喉轆
 Kitchen = 廚房
 Lift = 升降機
 Lift Lobby = 升降機大堂
 Lift Machine Room = 升降機機房
 Living = Living Room / Area = 客廳
 M Bath = Master Bathroom = 主人浴室
 Master Bedroom = 主人睡房
 MV = Mechanical Ventilation = 機械通風
 Pantry = 備餐間
 PD = Pipe Duct = 喉管管道槽
 Planter = 花槽
 Ramp = 斜路
 RS / MRR = Refuse Storage / Material Recovery Room
 = 垃圾及物料回收房
 Roof = 天台
 Store / Sto = Store = 儲物房
 Study = Study Room = 書房
 TD = Telephone Duct = 電話線槽
 T / Lav = Toilet / Lavatory = 洗手間
 Top of A/C = Top of Cover for Air Conditioner = 下層空調機蓋頂
 Top of BW = Top of Bay Window = 下層窗台頂

U = Up = 上
 Upper Roof = 天台高層
 UP = Utility Platform = 工作平台
 UP Above = Utility Platform Above = 上層工作平台
 Void = 中空
 WMC = Water Meter Cabinet = 水錶箱

1. Floor-to-floor height (refer to the height between the top surface of the structural slab of a floor and the top surface of the structural slab of its immediate upper floor) : G/F is 4.2m, 1/F is 3.325m & 3.5m, 2/F is 3.5m, stairhood is 2.5m.
層與層之間的高度(指該樓層之石屎地台面與上一層石屎地台面之高度距離) : 地下為4.2米, 一樓為3.325米及3.5米, 二樓為3.5米, 梯屋為2.5米。
2. The thickness of the floor slabs (excluding plaster) is 150mm, 175mm & 200mm.
樓板厚度(不包括灰泥)為150毫米, 175毫米及200毫米。
3. The internal areas of the residential properties on the upper floors will generally be slightly larger than those on the lower floors because of the reducing thickness of the structural walls on the upper floors.
因住宅物業的較高樓層的結構牆的厚度遞減, 較高樓層的內部面積, 一般比較低樓層的內部面積稍大。
4. The dimensions in the floor plans are all structural dimensions in millimetre.
平面圖之尺規所列數字為以毫米標示之建築結構尺寸。

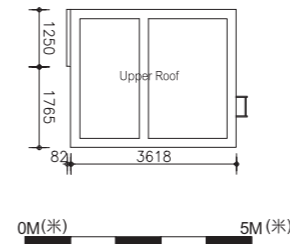
Floor plans of residential properties in the development 發展項目的住宅物業的樓面平面圖

House Number B11 洋房屋號 B11 Floor Plan 平面圖

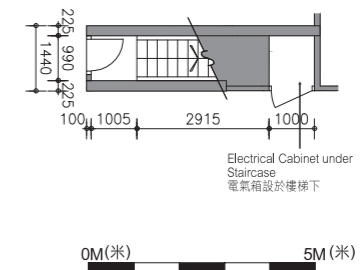


Roof Floor Plan
天台平面圖

Note: The air-conditioning outdoor unit(s) is/are located at the roof of the house.
備註：分體式空調機的室外散熱機安裝於此洋房天台內。



Upper Roof Floor Plan
高層天台平面圖



Basement Floor Plan
地庫平面圖

LEGEND 圖例

A/C = Air Conditioner Platform = 空調機平台
A/C Above = Air Conditioner Platform Above = 上層空調機平台
A/C Plant Room = Air Conditioning Plant Room = 空調機房
AD = Air / Ventilation Duct = 空氣管道/通風槽
AF = Architectural Feature = 建築裝飾
AF Above = Architectural Feature Above = 上層建築裝飾
Bal = Balcony = 露台
Bal Above = Balcony Above = 上層露台
Bath = Bathroom = 浴室
BW = Bay Window = 窗台
BW Above = Bay Window Above = 上層窗台
Bedroom = 睡房
Canopy = 簷篷
Canopy Above = 上層簷篷
CABD Room = Communal Aerial Broadcast Distribution Room = 公共天線系統房
C Flat Roof = Common Flat Roof = 公用平台
C Roof = Common Roof = 公用天台
D = Down = 下
Dining = Dining Room / Area = 飯廳
ELV = Low Voltage Electrical Duct / Cabinet = 低電壓管道/箱
EMC = Electrical Meter Cabinet = 電錶箱
EMR = Electrical Meter Room = 電錶房
Family = Family Room / Area = 起居室
FH = Fire Hydrant = 消防栓

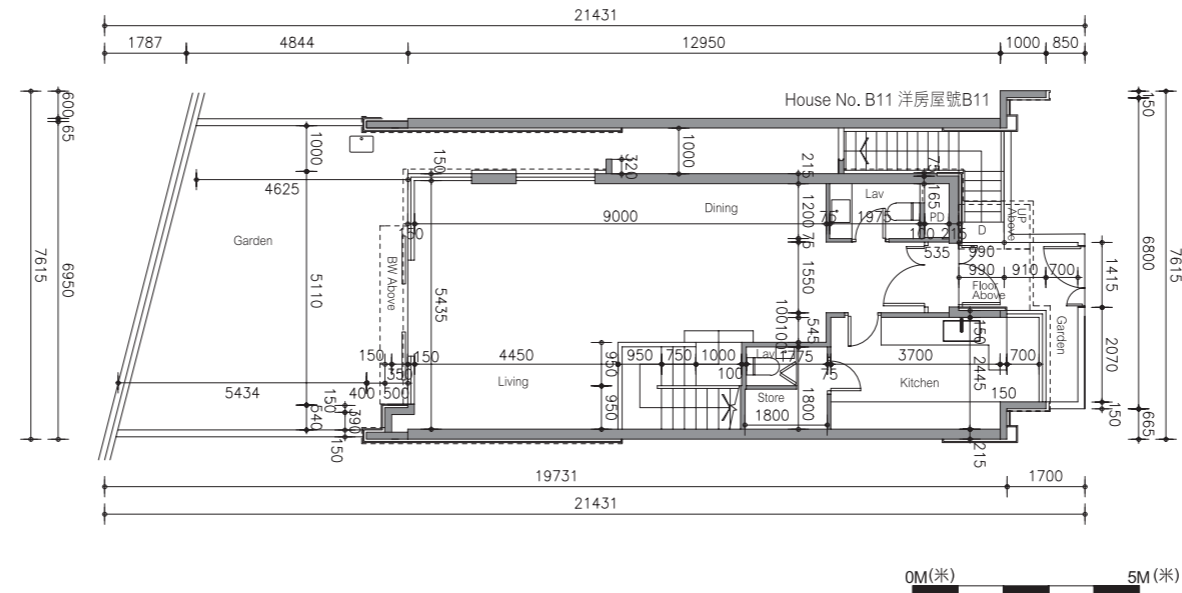
Flat Roof = 平台
Floor Above = 上層樓面
Garden = 花園
HR = Hose Reel = 消防喉轆
Kitchen = 廚房
Lift = 升降機
Lift Lobby = 升降機大堂
Lift Machine Room = 升降機機房
Living = Living Room / Area = 客廳
M Bath = Master Bathroom = 主人浴室
Master Bedroom = 主人睡房
MV = Mechanical Ventilation = 機械通風
Pantry = 備餐間
PD = Pipe Duct = 喉管管道槽
Planter = 花槽
Ramp = 斜路
RS / MRR = Refuse Storage / Material Recovery Room = 垃圾及物料回收房
Roof = 天台
Store / Sto = Store = 儲物房
Study = Study Room = 書房
TD = Telephone Duct = 電話線槽
T / Lav = Toilet / Lavatory = 洗手間
Top of A/C = Top of Cover for Air Conditioner = 下層空調機蓋頂
Top of BW = Top of Bay Window = 下層窗台頂

U = Up = 上
Upper Roof = 天台高層
UP = Utility Platform = 工作平台
UP Above = Utility Platform Above = 上層工作平台
Void = 中空
WMC = Water Meter Cabinet = 水錶箱

1. Floor-to-floor height (refer to the height between the top surface of the structural slab of a floor and the top surface of the structural slab of its immediate upper floor) : G/F is 4.2m, 1/F is 3.325m & 3.5m, 2/F is 3.5m, stairhood is 2.5m.
層與層之間的高度(指該樓層之石屎地台面與上一層石屎地台面之高度距離)：地下為4.2米，一樓為3.325米及3.5米，二樓為3.5米，梯屋為2.5米。
2. The thickness of the floor slabs (excluding plaster) is 150mm, 175mm & 200mm.
樓板厚度(不包括灰泥)為150毫米，175毫米及200毫米。
3. The internal areas of the residential properties on the upper floors will generally be slightly larger than those on the lower floors because of the reducing thickness of the structural walls on the upper floors.
因住宅物業的較高樓層的結構牆的厚度遞減，較高樓層的內部面積，一般比較低樓層的內部面積稍大。
4. The dimensions in the floor plans are all structural dimensions in millimetre.
平面圖之尺規所列數字為以毫米標示之建築結構尺寸。

Floor plans of residential properties in the development 發展項目的住宅物業的樓面平面圖

House Number B12 洋房屋號B12 Ground Floor Plan 地下平面圖



LEGEND 圖例

A/C = Air Conditioner Platform = 空調機平台
 A/C Above = Air Conditioner Platform Above = 上層空調機平台
 A/C Plant Room = Air Conditioning Plant Room = 空調機房
 AD = Air / Ventilation Duct = 空氣管道/通風槽
 AF = Architectural Feature = 建築裝飾
 AF Above = Architectural Feature Above = 上層建築裝飾
 Bal = Balcony = 露台
 Bal Above = Balcony Above = 上層露台
 Bath = Bathroom = 浴室
 BW = Bay Window = 窗台
 BW Above = Bay Window Above = 上層窗台
 Bedroom = 睡房
 Canopy = 簷篷
 Canopy Above = 上層簷篷
 CABD Room = Communal Aerial Broadcast Distribution Room
 = 公共天線系統房
 C Flat Roof = Common Flat Roof = 公用平台
 C Roof = Common Roof = 公用天台
 D = Down = 下
 Dining = Dining Room / Area = 飯廳
 ELV = Low Voltage Electrical Duct / Cabinet = 低電壓管道/箱
 EMC = Electrical Meter Cabinet = 電錶箱
 EMR = Electrical Meter Room = 電錶房
 Family = Family Room / Area = 起居室
 FH = Fire Hydrant = 消防栓

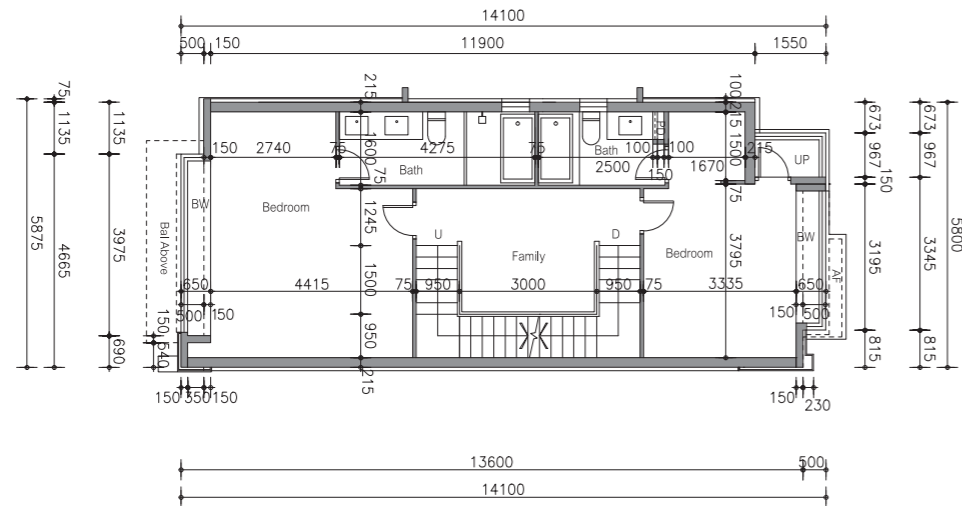
Flat Roof = 平台
 Floor Above = 上層樓面
 Garden = 花園
 HR = Hose Reel = 消防喉轆
 Kitchen = 廚房
 Lift = 升降機
 Lift Lobby = 升降機大堂
 Lift Machine Room = 升降機機房
 Living = Living Room / Area = 客廳
 M Bath = Master Bathroom = 主人浴室
 Master Bedroom = 主人睡房
 MV = Mechanical Ventilation = 機械通風
 Pantry = 備餐間
 PD = Pipe Duct = 喉管管道槽
 Planter = 花槽
 Ramp = 斜路
 RS / MRR = Refuse Storage / Material Recovery Room
 = 垃圾及物料回收房
 Roof = 天台
 Store / Sto = Store = 儲物房
 Study = Study Room = 書房
 TD = Telephone Duct = 電話線槽
 T / Lav = Toilet / Lavatory = 洗手間
 Top of A/C = Top of Cover for Air Conditioner = 下層空調機蓋頂
 Top of BW = Top of Bay Window = 下層窗台頂

U = Up = 上
 Upper Roof = 天台高層
 UP = Utility Platform = 工作平台
 UP Above = Utility Platform Above = 上層工作平台
 Void = 中空
 WMC = Water Meter Cabinet = 水錶箱

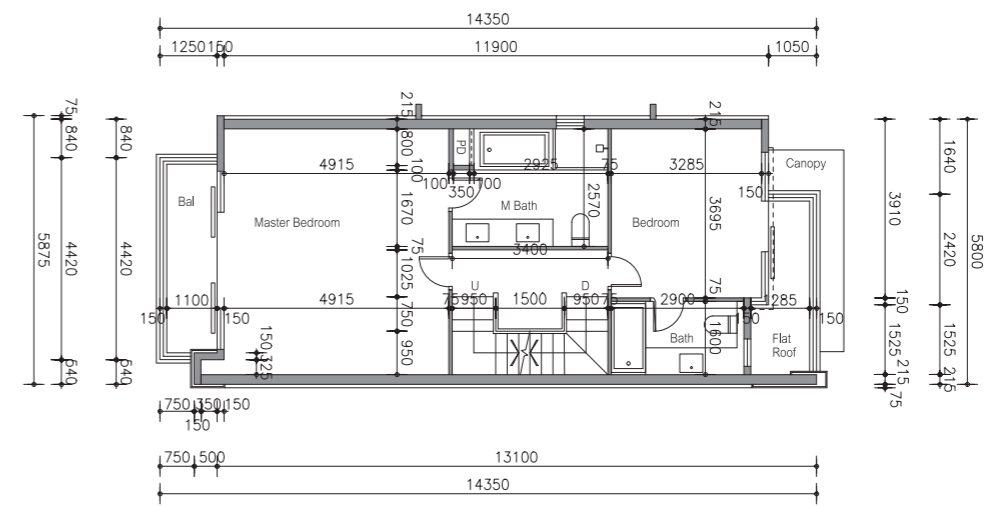
1. Floor-to-floor height (refer to the height between the top surface of the structural slab of a floor and the top surface of the structural slab of its immediate upper floor) : G/F is 4.2m, 1/F is 3.325m & 3.5m, 2/F is 3.5m, stairhood is 2.5m.
 層與層之間的高度(指該樓層之石屎地台面與上一層石屎地台面之高度距離) : 地下為4.2米, 一樓為3.325米及3.5米, 二樓為3.5米, 梯屋為2.5米。
2. The thickness of the floor slabs (excluding plaster) is 150mm, 175mm & 200mm.
 樓板厚度(不包括灰泥)為150毫米, 175毫米及200毫米。
3. The internal areas of the residential properties on the upper floors will generally be slightly larger than those on the lower floors because of the reducing thickness of the structural walls on the upper floors.
 因住宅物業的較高樓層的結構牆的厚度遞減, 較高樓層的內部面積, 一般比較低樓層的內部面積稍大。
4. The dimensions in the floor plans are all structural dimensions in millimetre.
 平面圖之尺規所列數字為以毫米標示之建築結構尺寸。

Floor plans of residential properties in the development 發展項目的住宅物業的樓面平面圖

House Number B12 洋房屋號 B12 Floor Plan 平面圖



1st Floor Plan
一樓平面圖



2nd Floor Plan
二樓平面圖

LEGEND 圖例

A/C = Air Conditioner Platform = 空調機平台
 A/C Above = Air Conditioner Platform Above = 上層空調機平台
 A/C Plant Room = Air Conditioning Plant Room = 空調機房
 AD = Air / Ventilation Duct = 空氣管道/通風槽
 AF = Architectural Feature = 建築裝飾
 AF Above = Architectural Feature Above = 上層建築裝飾
 Bal = Balcony = 露台
 Bal Above = Balcony Above = 上層露台
 Bath = Bathroom = 浴室
 BW = Bay Window = 窗台
 BW Above = Bay Window Above = 上層窗台
 Bedroom = 睡房
 Canopy = 簷篷
 Canopy Above = 上層簷篷
 CABD Room = Communal Aerial Broadcast Distribution Room
 = 公共天線系統房
 C Flat Roof = Common Flat Roof = 公用平台
 C Roof = Common Roof = 公用天台
 D = Down = 下
 Dining = Dining Room / Area = 飯廳
 ELV = Low Voltage Electrical Duct / Cabinet = 低電壓管道/箱
 EMC = Electrical Meter Cabinet = 電錶箱
 EMR = Electrical Meter Room = 電錶房
 Family = Family Room / Area = 起居室
 FH = Fire Hydrant = 消防栓

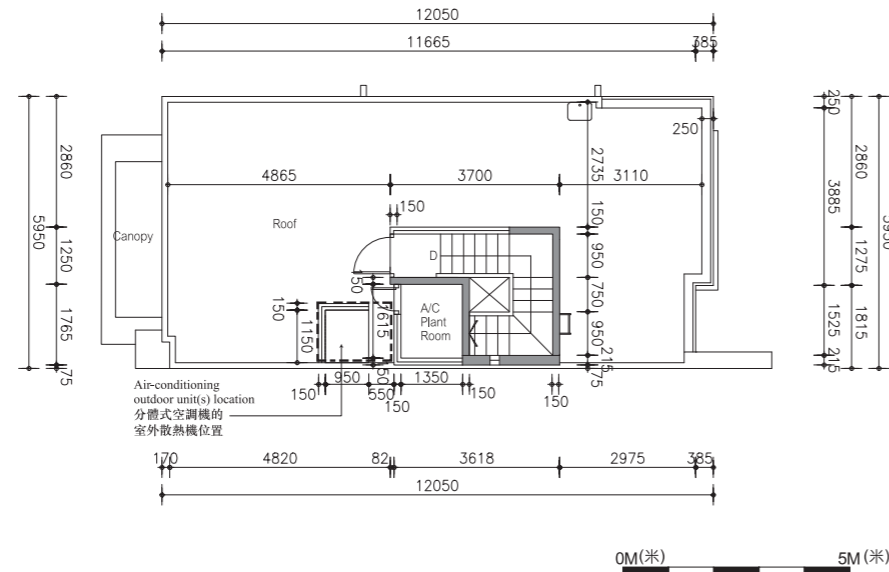
Flat Roof = 平台
 Floor Above = 上層樓面
 Garden = 花園
 HR = Hose Reel = 消防喉轆
 Kitchen = 廚房
 Lift = 升降機
 Lift Lobby = 升降機大堂
 Lift Machine Room = 升降機機房
 Living = Living Room / Area = 客廳
 M Bath = Master Bathroom = 主人浴室
 Master Bedroom = 主人睡房
 MV = Mechanical Ventilation = 機械通風
 Pantry = 備餐間
 PD = Pipe Duct = 喉管管道槽
 Planter = 花槽
 Ramp = 斜路
 RS / MRR = Refuse Storage / Material Recovery Room
 = 垃圾及物料回收房
 Roof = 天台
 Store / Sto = Store = 儲物房
 Study = Study Room = 書房
 TD = Telephone Duct = 電話線槽
 T / Lav = Toilet / Lavatory = 洗手間
 Top of A/C = Top of Cover for Air Conditioner = 下層空調機蓋頂
 Top of BW = Top of Bay Window = 下層窗台頂

U = Up = 上
 Upper Roof = 天台高層
 UP = Utility Platform = 工作平台
 UP Above = Utility Platform Above = 上層工作平台
 Void = 中空
 WMC = Water Meter Cabinet = 水錶箱

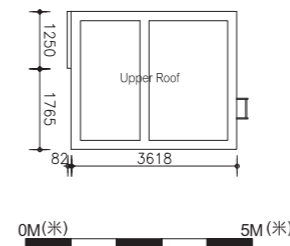
1. Floor-to-floor height (refer to the height between the top surface of the structural slab of a floor and the top surface of the structural slab of its immediate upper floor) : G/F is 4.2m, 1/F is 3.325m & 3.5m, 2/F is 3.5m, stairhood is 2.5m.
層與層之間的高度(指該樓層之石屎地台面與上一層石屎地台面之高度距離) : 地下為4.2米, 一樓為3.325米及3.5米, 二樓為3.5米, 梯屋為2.5米。
2. The thickness of the floor slabs (excluding plaster) is 150mm, 175mm & 200mm.
樓板厚度(不包括灰泥)為150毫米, 175毫米及200毫米。
3. The internal areas of the residential properties on the upper floors will generally be slightly larger than those on the lower floors because of the reducing thickness of the structural walls on the upper floors.
因住宅物業的較高樓層的結構牆的厚度遞減, 較高樓層的內部面積, 一般比較低樓層的內部面積稍大。
4. The dimensions in the floor plans are all structural dimensions in millimetre.
平面圖之尺規所列數字為以毫米標示之建築結構尺寸。

Floor plans of residential properties in the development 發展項目的住宅物業的樓面平面圖

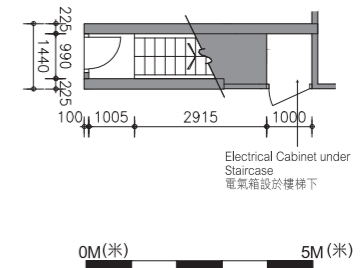
House Number B12 洋房屋號B12 Floor Plan 平面圖



Roof Floor Plan
天台平面圖



Upper Roof Floor Plan
高層天台平面圖



Basement Floor Plan
地庫平面圖

Note: The air-conditioning outdoor unit(s) is/are located at the roof of the house.
備註：分體式空調機的室外散熱機安裝於此洋房天台內。

LEGEND 圖例

A/C = Air Conditioner Platform = 空調機平台
A/C Above = Air Conditioner Platform Above = 上層空調機平台
A/C Plant Room = Air Conditioning Plant Room = 空調機房
AD = Air / Ventilation Duct = 空氣管道/通風槽
AF = Architectural Feature = 建築裝飾
AF Above = Architectural Feature Above = 上層建築裝飾
Bal = Balcony = 露台
Bal Above = Balcony Above = 上層露台
Bath = Bathroom = 浴室
BW = Bay Window = 窗台
BW Above = Bay Window Above = 上層窗台
Bedroom = 睡房
Canopy = 簷篷
Canopy Above = 上層簷篷
CABD Room = Communal Aerial Broadcast Distribution Room = 公共天線系統房
C Flat Roof = Common Flat Roof = 公用平台
C Roof = Common Roof = 公用天台
D = Down = 下
Dining = Dining Room / Area = 飯廳
ELV = Low Voltage Electrical Duct / Cabinet = 低電壓管道/箱
EMC = Electrical Meter Cabinet = 電錶箱
EMR = Electrical Meter Room = 電錶房
Family = Family Room / Area = 起居室
FH = Fire Hydrant = 消防栓

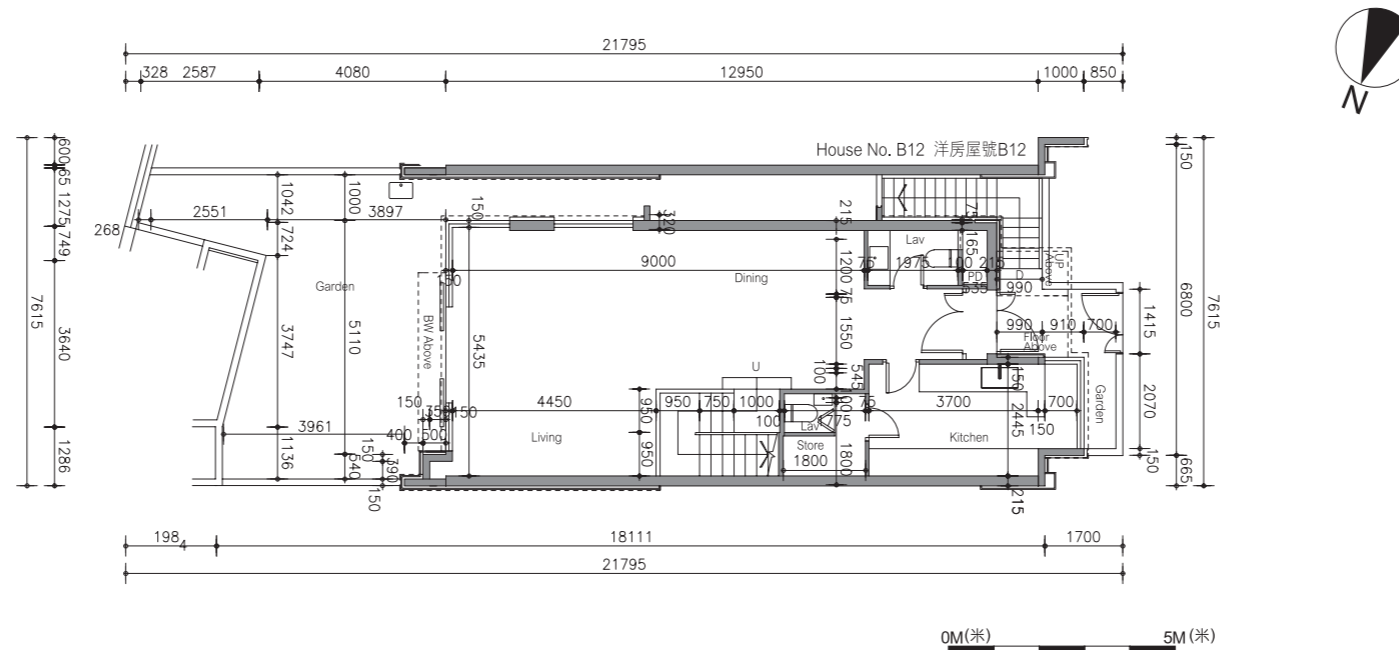
Flat Roof = 平台
Floor Above = 上層樓面
Garden = 花園
HR = Hose Reel = 消防喉轆
Kitchen = 廚房
Lift = 升降機
Lift Lobby = 升降機大堂
Lift Machine Room = 升降機機房
Living = Living Room / Area = 客廳
M Bath = Master Bathroom = 主人浴室
Master Bedroom = 主人睡房
MV = Mechanical Ventilation = 機械通風
Pantry = 備餐間
PD = Pipe Duct = 喉管管道槽
Planter = 花槽
Ramp = 斜路
RS / MRR = Refuse Storage / Material Recovery Room = 垃圾及物料回收房
Roof = 天台
Store / Sto = Store = 儲物房
Study = Study Room = 書房
TD = Telephone Duct = 電話線槽
T / Lav = Toilet / Lavatory = 洗手間
Top of A/C = Top of Cover for Air Conditioner = 下層空調機蓋頂
Top of BW = Top of Bay Window = 下層窗台頂

U = Up = 上
Upper Roof = 天台高層
UP = Utility Platform = 工作平台
UP Above = Utility Platform Above = 上層工作平台
Void = 中空
WMC = Water Meter Cabinet = 水錶箱

1. Floor-to-floor height (refer to the height between the top surface of the structural slab of a floor and the top surface of the structural slab of its immediate upper floor) : G/F is 4.2m, 1/F is 3.325m & 3.5m, 2/F is 3.5m, stairhood is 2.5m.
層與層之間的高度(指該樓層之石屎地台面與上一層石屎地台面之高度距離)：地下為4.2米，一樓為3.325米及3.5米，二樓為3.5米，梯屋為2.5米。
2. The thickness of the floor slabs (excluding plaster) is 150mm, 175mm & 200mm.
樓板厚度(不包括灰泥)為150毫米，175毫米及200毫米。
3. The internal areas of the residential properties on the upper floors will generally be slightly larger than those on the lower floors because of the reducing thickness of the structural walls on the upper floors.
因住宅物業的較高樓層的結構牆的厚度遞減，較高樓層的內部面積，一般比較低樓層的內部面積稍大。
4. The dimensions in the floor plans are all structural dimensions in millimetre.
平面圖之尺規所列數字為以毫米標示之建築結構尺寸。

Floor plans of residential properties in the development 發展項目的住宅物業的樓面平面圖

House Number B15 洋房屋號B15 Ground Floor Plan 地下平面圖



LEGEND 圖例

A/C = Air Conditioner Platform = 空調機平台
 A/C Above = Air Conditioner Platform Above = 上層空調機平台
 A/C Plant Room = Air Conditioning Plant Room = 空調機房
 AD = Air / Ventilation Duct = 空氣管道/通風槽
 AF = Architectural Feature = 建築裝飾
 AF Above = Architectural Feature Above = 上層建築裝飾
 Bal = Balcony = 露台
 Bal Above = Balcony Above = 上層露台
 Bath = Bathroom = 浴室
 BW = Bay Window = 窗台
 BW Above = Bay Window Above = 上層窗台
 Bedroom = 睡房
 Canopy = 簷篷
 Canopy Above = 上層簷篷
 CABD Room = Communal Aerial Broadcast Distribution Room
 = 公共天線系統房
 C Flat Roof = Common Flat Roof = 公用平台
 C Roof = Common Roof = 公用天台
 D = Down = 下
 Dining = Dining Room / Area = 飯廳
 ELV = Low Voltage Electrical Duct / Cabinet = 低電壓管道/箱
 EMC = Electrical Meter Cabinet = 電錶箱
 EMR = Electrical Meter Room = 電錶房
 Family = Family Room / Area = 起居室
 FH = Fire Hydrant = 消防栓

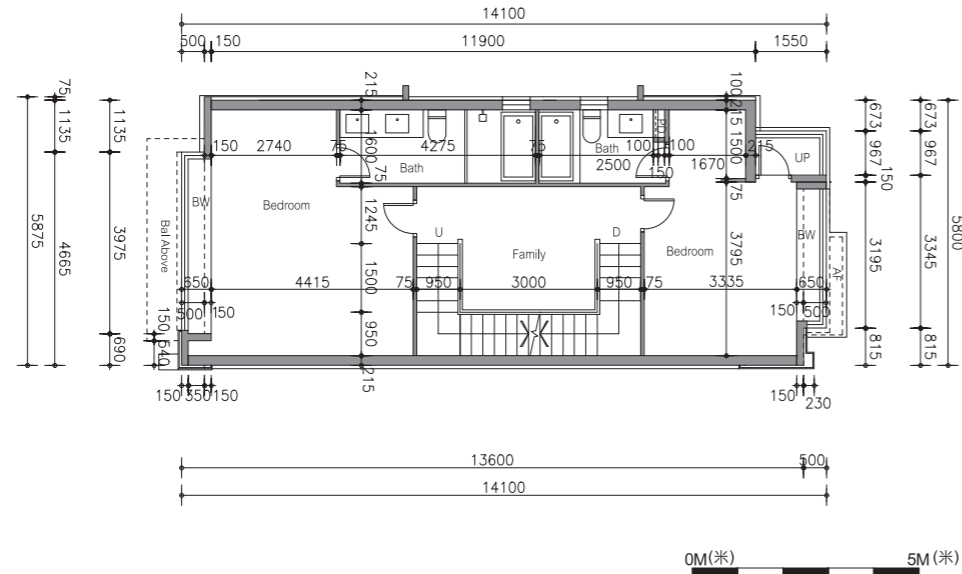
Flat Roof = 平台
 Floor Above = 上層樓面
 Garden = 花園
 HR = Hose Reel = 消防喉轆
 Kitchen = 廚房
 Lift = 升降機
 Lift Lobby = 升降機大堂
 Lift Machine Room = 升降機機房
 Living = Living Room / Area = 客廳
 M Bath = Master Bathroom = 主人浴室
 Master Bedroom = 主人睡房
 MV = Mechanical Ventilation = 機械通風
 Pantry = 備餐間
 PD = Pipe Duct = 喉管管道槽
 Planter = 花槽
 Ramp = 斜路
 RS / MRR = Refuse Storage / Material Recovery Room
 = 垃圾及物料回收房
 Roof = 天台
 Store / Sto = Store = 儲物房
 Study = Study Room = 書房
 TD = Telephone Duct = 電話線槽
 T / Lav = Toilet / Lavatory = 洗手間
 Top of A/C = Top of Cover for Air Conditioner = 下層空調機蓋頂
 Top of BW = Top of Bay Window = 下層窗台頂

U = Up = 上
 Upper Roof = 天台高層
 UP = Utility Platform = 工作平台
 UP Above = Utility Platform Above = 上層工作平台
 Void = 中空
 WMC = Water Meter Cabinet = 水錶箱

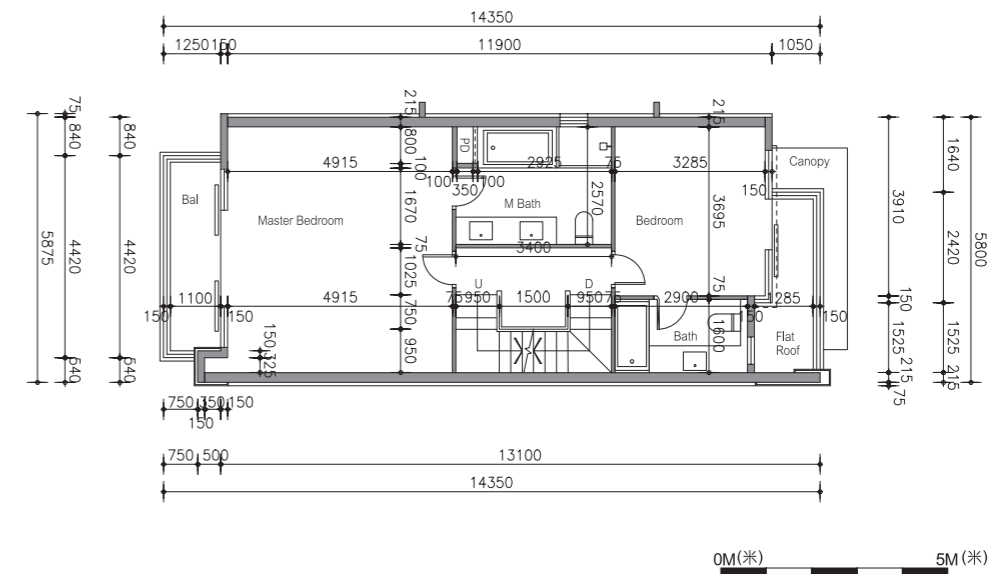
1. Floor-to-floor height (refer to the height between the top surface of the structural slab of a floor and the top surface of the structural slab of its immediate upper floor) : G/F is 4.2m, 1/F is 3.325m & 3.5m, 2/F is 3.5m, stairhood is 2.5m.
 層與層之間的高度(指該樓層之石屎地台面與上一層石屎地台面之高度距離) : 地下為4.2米, 一樓為3.325米及3.5米, 二樓為3.5米, 梯屋為2.5米。
2. The thickness of the floor slabs (excluding plaster) is 150mm, 175mm & 200mm.
 樓板厚度(不包括灰泥)為150毫米, 175毫米及200毫米。
3. The internal areas of the residential properties on the upper floors will generally be slightly larger than those on the lower floors because of the reducing thickness of the structural walls on the upper floors.
 因住宅物業的較高樓層的結構牆的厚度遞減, 較高樓層的內部面積, 一般比較低樓層的內部面積稍大。
4. The dimensions in the floor plans are all structural dimensions in millimetre.
 平面圖之尺規所列數字為以毫米標示之建築結構尺寸。

Floor plans of residential properties in the development 發展項目的住宅物業的樓面平面圖

House Number B15 洋房屋號B15 Floor Plan 平面圖



1st Floor Plan
一樓平面圖



2nd Floor Plan
二樓平面圖

LEGEND 圖例

A/C = Air Conditioner Platform = 空調機平台
 A/C Above = Air Conditioner Platform Above = 上層空調機平台
 A/C Plant Room = Air Conditioning Plant Room = 空調機房
 AD = Air / Ventilation Duct = 空氣管道/通風槽
 AF = Architectural Feature = 建築裝飾
 AF Above = Architectural Feature Above = 上層建築裝飾
 Bal = Balcony = 露台
 Bal Above = Balcony Above = 上層露台
 Bath = Bathroom = 浴室
 BW = Bay Window = 窗台
 BW Above = Bay Window Above = 上層窗台
 Bedroom = 睡房
 Canopy = 簷篷
 Canopy Above = 上層簷篷
 CABD Room = Communal Aerial Broadcast Distribution Room
 = 公共天線系統房
 C Flat Roof = Common Flat Roof = 公用平台
 C Roof = Common Roof = 公用天台
 D = Down = 下
 Dining = Dining Room / Area = 飯廳
 ELV = Low Voltage Electrical Duct / Cabinet = 低電壓管道/箱
 EMC = Electrical Meter Cabinet = 電錶箱
 EMR = Electrical Meter Room = 電錶房
 Family = Family Room / Area = 起居室
 FH = Fire Hydrant = 消防栓

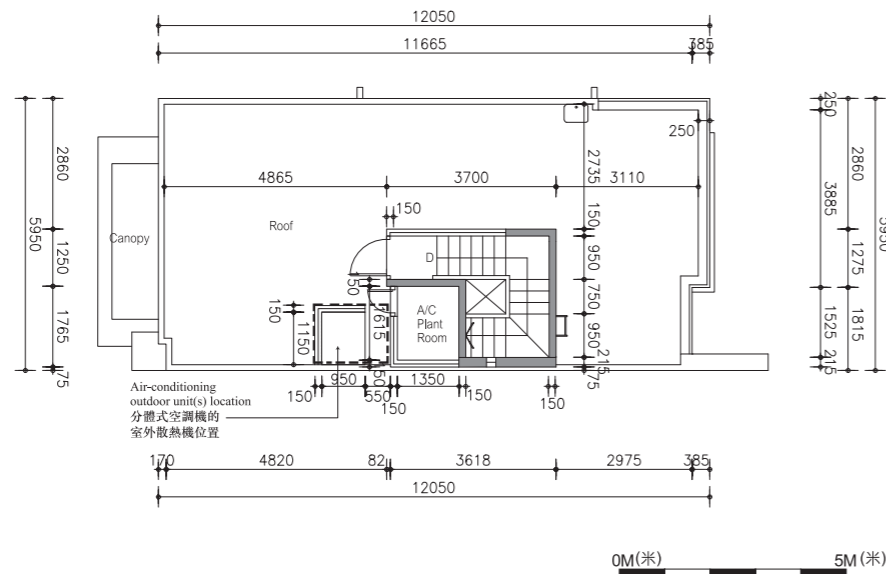
Flat Roof = 平台
 Floor Above = 上層樓面
 Garden = 花園
 HR = Hose Reel = 消防喉轆
 Kitchen = 廚房
 Lift = 升降機
 Lift Lobby = 升降機大堂
 Lift Machine Room = 升降機機房
 Living = Living Room / Area = 客廳
 M Bath = Master Bathroom = 主人浴室
 Master Bedroom = 主人睡房
 MV = Mechanical Ventilation = 機械通風
 Pantry = 備餐間
 PD = Pipe Duct = 喉管管道槽
 Planter = 花槽
 Ramp = 斜路
 RS / MRR = Refuse Storage / Material Recovery Room
 = 垃圾及物料回收房
 Roof = 天台
 Store / Sto = Store = 儲物房
 Study = Study Room = 書房
 TD = Telephone Duct = 電話線槽
 T / Lav = Toilet / Lavatory = 洗手間
 Top of A/C = Top of Cover for Air Conditioner = 下層空調機蓋頂
 Top of BW = Top of Bay Window = 下層窗台頂

U = Up = 上
 Upper Roof = 天台高層
 UP = Utility Platform = 工作平台
 UP Above = Utility Platform Above = 上層工作平台
 Void = 中空
 WMC = Water Meter Cabinet = 水錶箱

1. Floor-to-floor height (refer to the height between the top surface of the structural slab of a floor and the top surface of the structural slab of its immediate upper floor) : G/F is 4.2m, 1/F is 3.325m & 3.5m, 2/F is 3.5m, stairhood is 2.5m.
層與層之間的高度(指該樓層之石屎地台面與上一層石屎地台面之高度距離) : 地下為4.2米, 一樓為3.325米及3.5米, 二樓為3.5米, 梯屋為2.5米。
2. The thickness of the floor slabs (excluding plaster) is 150mm, 175mm & 200mm.
樓板厚度(不包括灰泥)為150毫米, 175毫米及200毫米。
3. The internal areas of the residential properties on the upper floors will generally be slightly larger than those on the lower floors because of the reducing thickness of the structural walls on the upper floors.
因住宅物業的較高樓層的結構牆的厚度遞減, 較高樓層的內部面積, 一般比較低樓層的內部面積稍大。
4. The dimensions in the floor plans are all structural dimensions in millimetre.
平面圖之尺規所列數字為以毫米標示之建築結構尺寸。

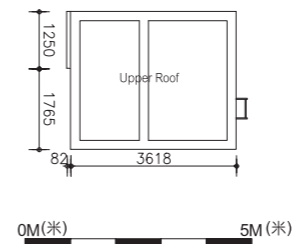
Floor plans of residential properties in the development 發展項目的住宅物業的樓面平面圖

House Number B15 洋房屋號 B15 Floor Plan 平面圖

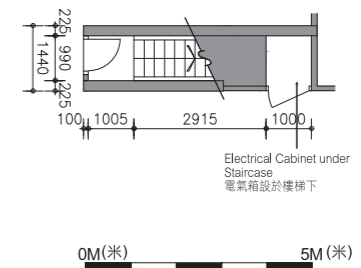


Roof Floor Plan
天台平面圖

Note: The air-conditioning outdoor unit(s) is/are located at the roof of the house.
備註：分體式空調機的室外散熱機安裝於此洋房天台內。



Upper Roof Floor Plan
高層天台平面圖



Basement Floor Plan
地庫平面圖

LEGEND 圖例

A/C = Air Conditioner Platform = 空調機平台
A/C Above = Air Conditioner Platform Above = 上層空調機平台
A/C Plant Room = Air Conditioning Plant Room = 空調機房
AD = Air / Ventilation Duct = 空氣管道/通風槽
AF = Architectural Feature = 建築裝飾
AF Above = Architectural Feature Above = 上層建築裝飾
Bal = Balcony = 露台
Bal Above = Balcony Above = 上層露台
Bath = Bathroom = 浴室
BW = Bay Window = 窗台
BW Above = Bay Window Above = 上層窗台
Bedroom = 睡房
Canopy = 簷篷
Canopy Above = 上層簷篷
CABD Room = Communal Aerial Broadcast Distribution Room = 公共天線系統房
C Flat Roof = Common Flat Roof = 公用平台
C Roof = Common Roof = 公用天台
D = Down = 下
Dining = Dining Room / Area = 飯廳
ELV = Low Voltage Electrical Duct / Cabinet = 低電壓管道/箱
EMC = Electrical Meter Cabinet = 電錶箱
EMR = Electrical Meter Room = 電錶房
Family = Family Room / Area = 起居室
FH = Fire Hydrant = 消防栓

Flat Roof = 平台
Floor Above = 上層樓面
Garden = 花園
HR = Hose Reel = 消防喉轆
Kitchen = 廚房
Lift = 升降機
Lift Lobby = 升降機大堂
Lift Machine Room = 升降機機房
Living = Living Room / Area = 客廳
M Bath = Master Bathroom = 主人浴室
Master Bedroom = 主人睡房
MV = Mechanical Ventilation = 機械通風
Pantry = 備餐間
PD = Pipe Duct = 喉管管道槽
Planter = 花槽
Ramp = 斜路
RS / MRR = Refuse Storage / Material Recovery Room = 垃圾及物料回收房
Roof = 天台
Store / Sto = Store = 儲物房
Study = Study Room = 書房
TD = Telephone Duct = 電話線槽
T / Lav = Toilet / Lavatory = 洗手間
Top of A/C = Top of Cover for Air Conditioner = 下層空調機蓋頂
Top of BW = Top of Bay Window = 下層窗台頂

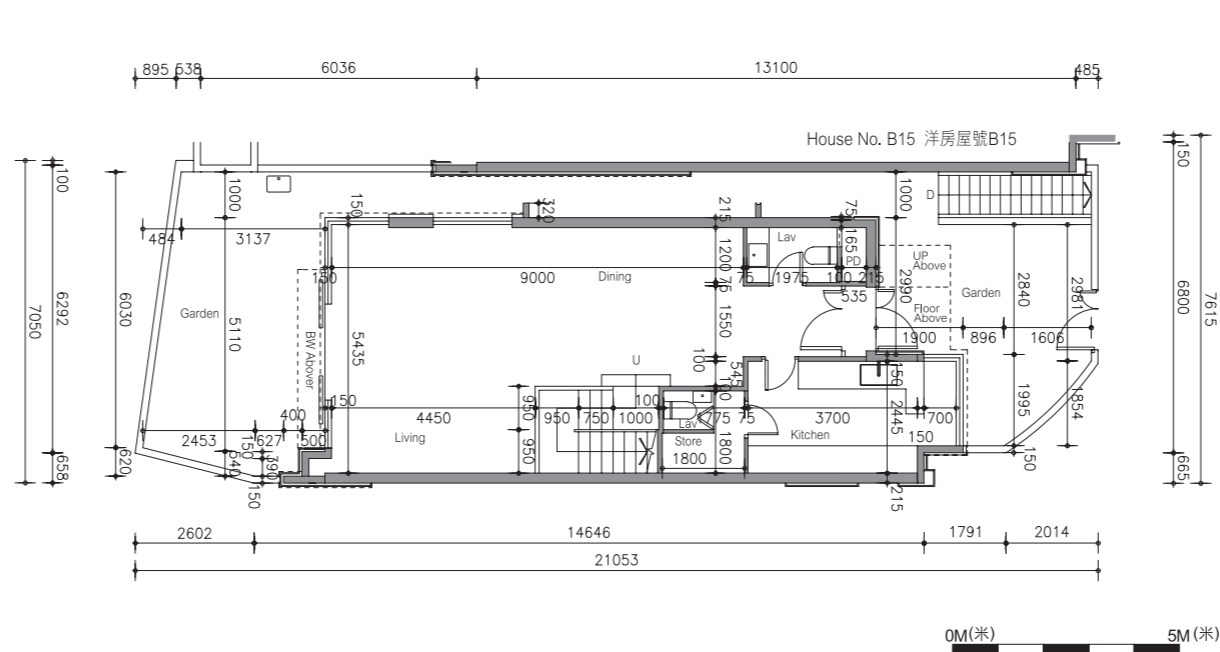
U = Up = 上
Upper Roof = 天台高層
UP = Utility Platform = 工作平台
UP Above = Utility Platform Above = 上層工作平台
Void = 中空
WMC = Water Meter Cabinet = 水錶箱

1. Floor-to-floor height (refer to the height between the top surface of the structural slab of a floor and the top surface of the structural slab of its immediate upper floor) : G/F is 4.2m, 1/F is 3.325m & 3.5m, 2/F is 3.5m, stairhood is 2.5m.
層與層之間的高度(指該樓層之石屎地台面與上一層石屎地台面之高度距離)：地下為4.2米，一樓為3.325米及3.5米，二樓為3.5米，梯屋為2.5米。
2. The thickness of the floor slabs (excluding plaster) is 150mm, 175mm & 200mm.
樓板厚度(不包括灰泥)為150毫米，175毫米及200毫米。
3. The internal areas of the residential properties on the upper floors will generally be slightly larger than those on the lower floors because of the reducing thickness of the structural walls on the upper floors.
因住宅物業的較高樓層的結構牆的厚度遞減，較高樓層的內部面積，一般比較低樓層的內部面積稍大。
4. The dimensions in the floor plans are all structural dimensions in millimetre.
平面圖之尺規所列數字為以毫米標示之建築結構尺寸。

Floor plans of residential properties in the development

發展項目的住宅物業的樓面平面圖

House Number B16 洋房屋號B16 Ground Floor Plan 地下平面圖



LEGEND 圖例

A/C = Air Conditioner Platform = 空調機平台
 A/C Above = Air Conditioner Platform Above = 上層空調機平台
 A/C Plant Room = Air Conditioning Plant Room = 空調機房
 AD = Air / Ventilation Duct = 空氣管道/通風槽
 AF = Architectural Feature = 建築裝飾
 AF Above = Architectural Feature Above = 上層建築裝飾
 Bal = Balcony = 露台
 Bal Above = Balcony Above = 上層露台
 Bath = Bathroom = 浴室
 BW = Bay Window = 窗台
 BW Above = Bay Window Above = 上層窗台
 Bedroom = 睡房
 Canopy = 簷篷
 Canopy Above = 上層簷篷
 CABD Room = Communal Aerial Broadcast Distribution Room = 公共天線系統房
 C Flat Roof = Common Flat Roof = 公用平台
 C Roof = Common Roof = 公用天台
 D = Down = 下
 Dining = Dining Room / Area = 飯廳
 ELV = Low Voltage Electrical Duct / Cabinet = 低電壓管道/箱
 EMC = Electrical Meter Cabinet = 電錶箱
 EMR = Electrical Meter Room = 電錶房
 Family = Family Room / Area = 起居室
 FH = Fire Hydrant = 消防栓

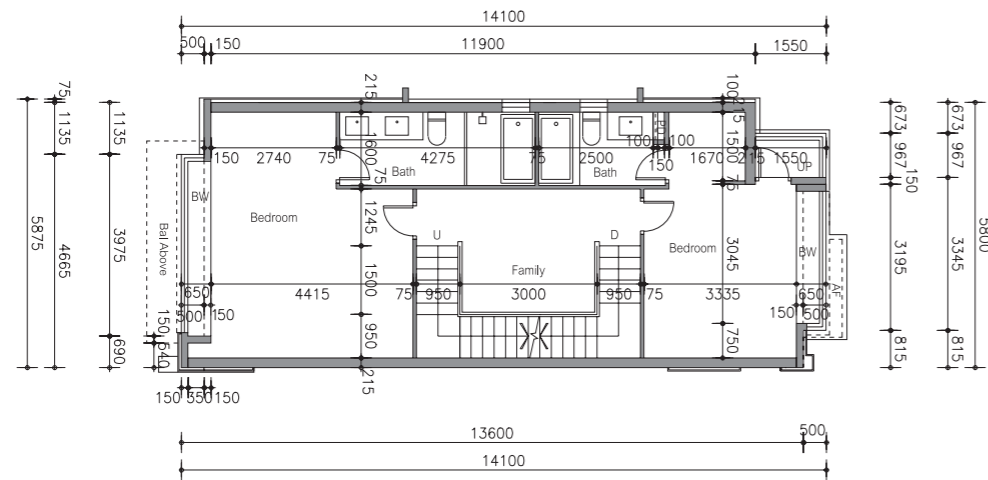
Flat Roof = 平台
 Floor Above = 上層樓面
 Garden = 花園
 HR = Hose Reel = 消防喉轆
 Kitchen = 廚房
 Lift = 升降機
 Lift Lobby = 升降機大堂
 Lift Machine Room = 升降機機房
 Living = Living Room / Area = 客廳
 M Bath = Master Bathroom = 主人浴室
 Master Bedroom = 主人睡房
 MV = Mechanical Ventilation = 機械通風
 Pantry = 備餐間
 PD = Pipe Duct = 喉管管道槽
 Planter = 花槽
 Ramp = 斜路
 RS / MRR = Refuse Storage / Material Recovery Room = 垃圾及物料回收房
 Roof = 天台
 Store / Sto = Store = 儲物房
 Study = Study Room = 書房
 TD = Telephone Duct = 電話線槽
 T / Lav = Toilet / Lavatory = 洗手間
 Top of A/C = Top of Cover for Air Conditioner = 下層空調機蓋頂
 Top of BW = Top of Bay Window = 下層窗台頂

U = Up = 上
 Upper Roof = 天台高層
 UP = Utility Platform = 工作平台
 UP Above = Utility Platform Above = 上層工作平台
 Void = 中空
 WMC = Water Meter Cabinet = 水錶箱

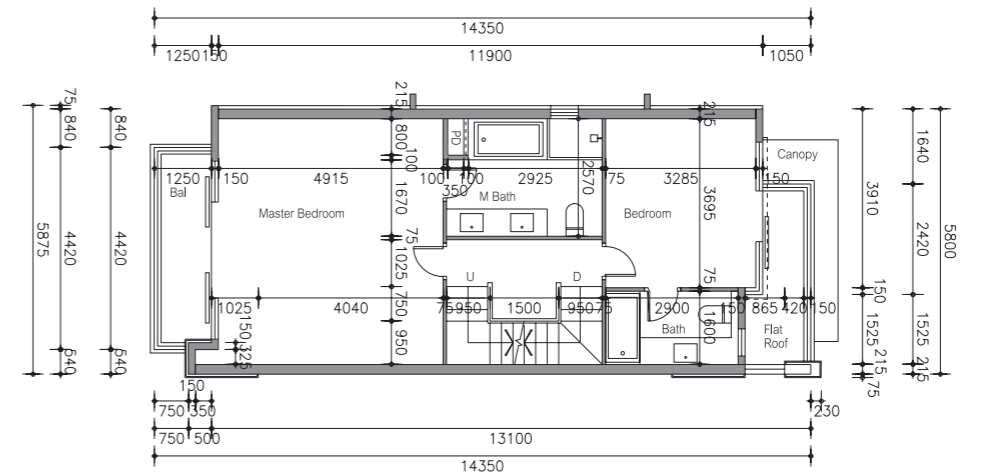
1. Floor-to-floor height (refer to the height between the top surface of the structural slab of a floor and the top surface of the structural slab of its immediate upper floor) : G/F is 4.2m, 1/F is 3.325m & 3.5m, 2/F is 3.5m, stairhood is 2.5m.
 層與層之間的高度(指該樓層之石屎地台面與上一層石屎地台面之高度距離) : 地下為4.2米, 一樓為3.325米及3.5米, 二樓為3.5米, 梯屋為2.5米。
2. The thickness of the floor slabs (excluding plaster) is 150mm, 175mm & 200mm.
 樓板厚度(不包括灰泥)為150毫米, 175毫米及200毫米。
3. The internal areas of the residential properties on the upper floors will generally be slightly larger than those on the lower floors because of the reducing thickness of the structural walls on the upper floors.
 因住宅物業的較高樓層的結構牆的厚度遞減, 較高樓層的內部面積, 一般比較低樓層的內部面積稍大。
4. The dimensions in the floor plans are all structural dimensions in millimetre.
 平面圖之尺規所列數字為以毫米標示之建築結構尺寸。

Floor plans of residential properties in the development 發展項目的住宅物業的樓面平面圖

House Number B16 洋房屋號 B16 Floor Plan 平面圖



1st Floor Plan
一樓平面圖



2nd Floor Plan
二樓平面圖

LEGEND 圖例

A/C = Air Conditioner Platform = 空調機平台
 A/C Above = Air Conditioner Platform Above = 上層空調機平台
 A/C Plant Room = Air Conditioning Plant Room = 空調機房
 AD = Air / Ventilation Duct = 空氣管道/通風槽
 AF = Architectural Feature = 建築裝飾
 AF Above = Architectural Feature Above = 上層建築裝飾
 Bal = Balcony = 露台
 Bal Above = Balcony Above = 上層露台
 Bath = Bathroom = 浴室
 BW = Bay Window = 窗台
 BW Above = Bay Window Above = 上層窗台
 Bedroom = 睡房
 Canopy = 簷篷
 Canopy Above = 上層簷篷
 CABD Room = Communal Aerial Broadcast Distribution Room
 = 公共天線系統房
 C Flat Roof = Common Flat Roof = 公用平台
 C Roof = Common Roof = 公用天台
 D = Down = 下
 Dining = Dining Room / Area = 飯廳
 ELV = Low Voltage Electrical Duct / Cabinet = 低電壓管道/箱
 EMC = Electrical Meter Cabinet = 電錶箱
 EMR = Electrical Meter Room = 電錶房
 Family = Family Room / Area = 起居室
 FH = Fire Hydrant = 消防栓

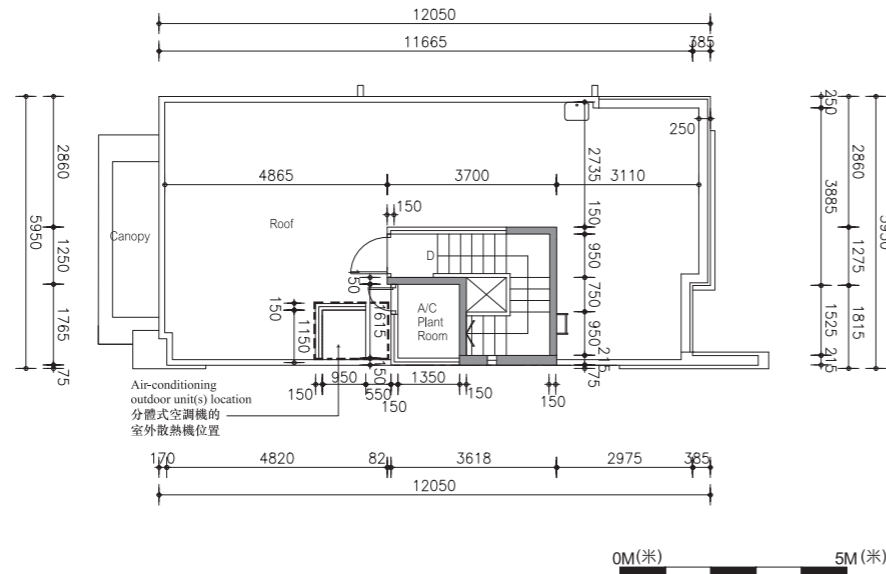
Flat Roof = 平台
 Floor Above = 上層樓面
 Garden = 花園
 HR = Hose Reel = 消防喉轆
 Kitchen = 廚房
 Lift = 升降機
 Lift Lobby = 升降機大堂
 Lift Machine Room = 升降機機房
 Living = Living Room / Area = 客廳
 M Bath = Master Bathroom = 主人浴室
 Master Bedroom = 主人睡房
 MV = Mechanical Ventilation = 機械通風
 Pantry = 備餐間
 PD = Pipe Duct = 喉管管道槽
 Planter = 花槽
 Ramp = 斜路
 RS / MRR = Refuse Storage / Material Recovery Room
 = 垃圾及物料回收房
 Roof = 天台
 Store / Sto = Store = 儲物房
 Study = Study Room = 書房
 TD = Telephone Duct = 電話線槽
 T / Lav = Toilet / Lavatory = 洗手間
 Top of A/C = Top of Cover for Air Conditioner = 下層空調機蓋頂
 Top of BW = Top of Bay Window = 下層窗台頂

U = Up = 上
 Upper Roof = 天台高層
 UP = Utility Platform = 工作平台
 UP Above = Utility Platform Above = 上層工作平台
 Void = 中空
 WMC = Water Meter Cabinet = 水錶箱

1. Floor-to-floor height (refer to the height between the top surface of the structural slab of a floor and the top surface of the structural slab of its immediate upper floor) : G/F is 4.2m, 1/F is 3.325m & 3.5m, 2/F is 3.5m, stairhood is 2.5m.
層與層之間的高度(指該樓層之石屎地台面與上一層石屎地台面之高度距離) : 地下為4.2米, 一樓為3.325米及3.5米, 二樓為3.5米, 梯屋為2.5米。
2. The thickness of the floor slabs (excluding plaster) is 150mm, 175mm & 200mm.
樓板厚度(不包括灰泥)為150毫米, 175毫米及200毫米。
3. The internal areas of the residential properties on the upper floors will generally be slightly larger than those on the lower floors because of the reducing thickness of the structural walls on the upper floors.
因住宅物業的較高樓層的結構牆的厚度遞減, 較高樓層的內部面積, 一般比較低樓層的內部面積稍大。
4. The dimensions in the floor plans are all structural dimensions in millimetre.
平面圖之尺規所列數字為以毫米標示之建築結構尺寸。

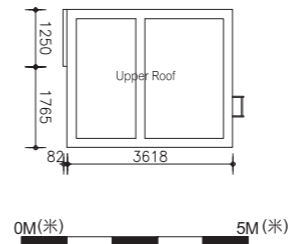
Floor plans of residential properties in the development 發展項目的住宅物業的樓面平面圖

House Number B16 洋房屋號B16 Floor Plan 平面圖

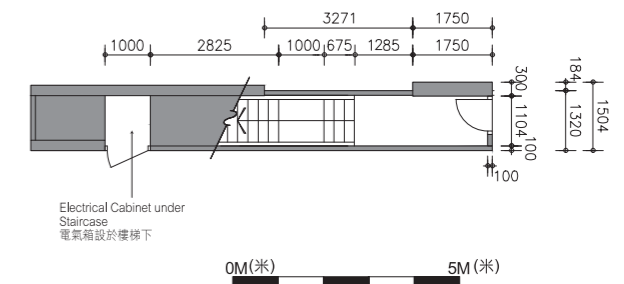


Roof Floor Plan
天台平面圖

Note: The air-conditioning outdoor unit(s) is/are located at the roof of the house.
備註：分體式空調機的室外散熱機安裝於此洋房天台內。



Upper Roof Floor Plan
高層天台平面圖



Basement Floor Plan
地庫平面圖

LEGEND 圖例

A/C = Air Conditioner Platform = 空調機平台
A/C Above = Air Conditioner Platform Above = 上層空調機平台
A/C Plant Room = Air Conditioning Plant Room = 空調機房
AD = Air / Ventilation Duct = 空氣管道/通風槽
AF = Architectural Feature = 建築裝飾
AF Above = Architectural Feature Above = 上層建築裝飾
Bal = Balcony = 露台
Bal Above = Balcony Above = 上層露台
Bath = Bathroom = 浴室
BW = Bay Window = 窗台
BW Above = Bay Window Above = 上層窗台
Bedroom = 睡房
Canopy = 簷篷
Canopy Above = 上層簷篷
CABD Room = Communal Aerial Broadcast Distribution Room = 公共天線系統房
C Flat Roof = Common Flat Roof = 公用平台
C Roof = Common Roof = 公用天台
D = Down = 下
Dining = Dining Room / Area = 飯廳
ELV = Low Voltage Electrical Duct / Cabinet = 低電壓管道/箱
EMC = Electrical Meter Cabinet = 電錶箱
EMR = Electrical Meter Room = 電錶房
Family = Family Room / Area = 起居室
FH = Fire Hydrant = 消防栓

Flat Roof = 平台
Floor Above = 上層樓面
Garden = 花園
HR = Hose Reel = 消防喉轆
Kitchen = 廚房
Lift = 升降機
Lift Lobby = 升降機大堂
Lift Machine Room = 升降機機房
Living = Living Room / Area = 客廳
M Bath = Master Bathroom = 主人浴室
Master Bedroom = 主人睡房
MV = Mechanical Ventilation = 機械通風
Pantry = 備餐間
PD = Pipe Duct = 喉管管道槽
Planter = 花槽
Ramp = 斜路
RS / MRR = Refuse Storage / Material Recovery Room = 垃圾及物料回收房
Roof = 天台
Store / Sto = Store = 儲物房
Study = Study Room = 書房
TD = Telephone Duct = 電話線槽
T / Lav = Toilet / Lavatory = 洗手間
Top of A/C = Top of Cover for Air Conditioner = 下層空調機蓋頂
Top of BW = Top of Bay Window = 下層窗台頂

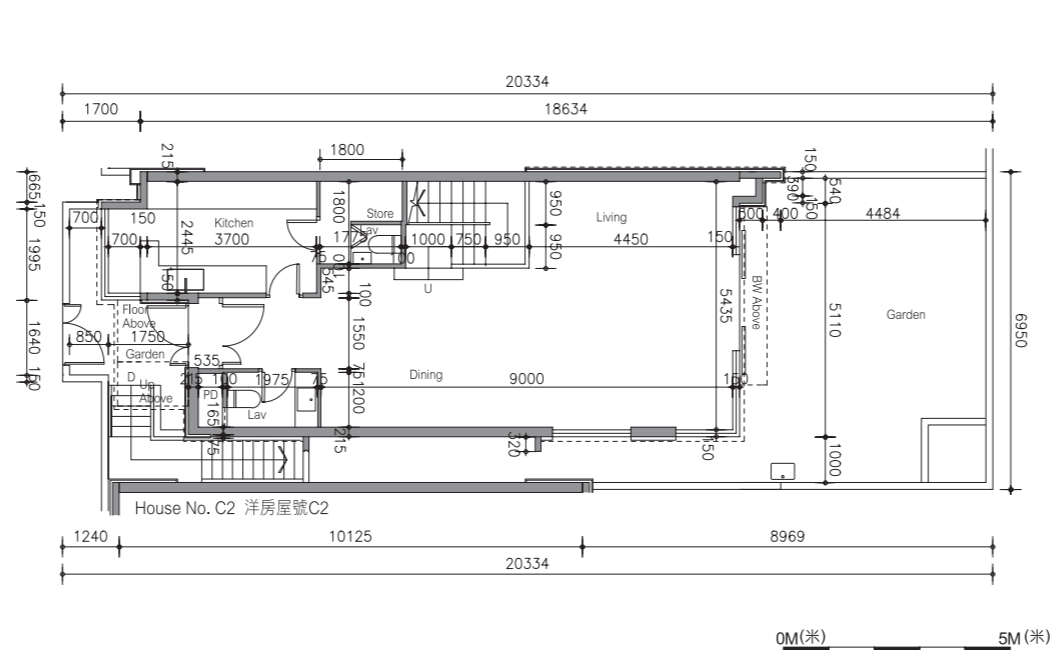
U = Up = 上
Upper Roof = 天台高層
UP = Utility Platform = 工作平台
UP Above = Utility Platform Above = 上層工作平台
Void = 中空
WMC = Water Meter Cabinet = 水錶箱

1. Floor-to-floor height (refer to the height between the top surface of the structural slab of a floor and the top surface of the structural slab of its immediate upper floor): G/F is 4.2m, 1/F is 3.325m & 3.5m, 2/F is 3.5m, stairhood is 2.5m.
層與層之間的高度(指該樓層之石屎地台面與上一層石屎地台面之高度距離): 地下為4.2米, 一樓為3.325米及3.5米, 二樓為3.5米, 梯屋為2.5米。
2. The thickness of the floor slabs (excluding plaster) is 150mm, 175mm & 200mm.
樓板厚度(不包括灰泥)為150毫米, 175毫米及200毫米。
3. The internal areas of the residential properties on the upper floors will generally be slightly larger than those on the lower floors because of the reducing thickness of the structural walls on the upper floors.
因住宅物業的較高樓層的結構牆的厚度遞減, 較高樓層的內部面積, 一般比較低樓層的內部面積稍大。
4. The dimensions in the floor plans are all structural dimensions in millimetre.
平面圖之尺規所列數字為以毫米標示之建築結構尺寸。

Floor plans of residential properties in the development

發展項目的住宅物業的樓面平面圖

House Number B17 洋房屋號B17 Ground Floor Plan 地下平面圖



LEGEND 圖例

A/C = Air Conditioner Platform = 空調機平台
 A/C Above = Air Conditioner Platform Above = 上層空調機平台
 A/C Plant Room = Air Conditioning Plant Room = 空調機房
 AD = Air / Ventilation Duct = 空氣管道/通風槽
 AF = Architectural Feature = 建築裝飾
 AF Above = Architectural Feature Above = 上層建築裝飾
 Bal = Balcony = 露台
 Bal Above = Balcony Above = 上層露台
 Bath = Bathroom = 浴室
 BW = Bay Window = 窗台
 BW Above = Bay Window Above = 上層窗台
 Bedroom = 睡房
 Canopy = 簷篷
 Canopy Above = 上層簷篷
 CABD Room = Communal Aerial Broadcast Distribution Room = 公共天線系統房
 C Flat Roof = Common Flat Roof = 公用平台
 C Roof = Common Roof = 公用天台
 D = Down = 下
 Dining = Dining Room / Area = 飯廳
 ELV = Low Voltage Electrical Duct / Cabinet = 低電壓管道/箱
 EMC = Electrical Meter Cabinet = 電錶箱
 EMR = Electrical Meter Room = 電錶房
 Family = Family Room / Area = 起居室
 FH = Fire Hydrant = 消防栓

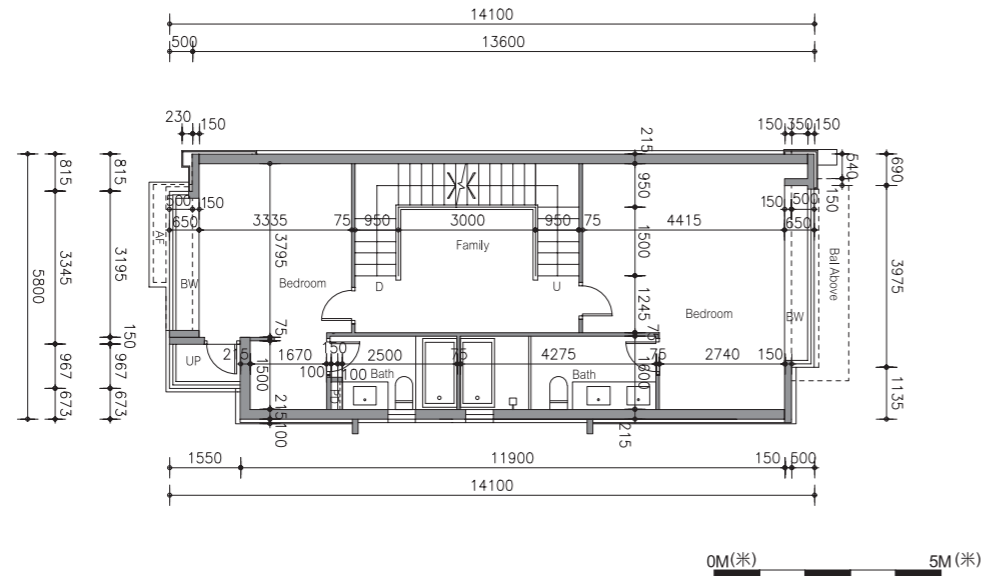
Flat Roof = 平台
 Floor Above = 上層樓面
 Garden = 花園
 HR = Hose Reel = 消防喉轆
 Kitchen = 廚房
 Lift = 升降機
 Lift Lobby = 升降機大堂
 Lift Machine Room = 升降機機房
 Living = Living Room / Area = 客廳
 M Bath = Master Bathroom = 主人浴室
 Master Bedroom = 主人睡房
 MV = Mechanical Ventilation = 機械通風
 Pantry = 備餐間
 PD = Pipe Duct = 喉管管道槽
 Planter = 花槽
 Ramp = 斜路
 RS / MRR = Refuse Storage / Material Recovery Room = 垃圾及物料回收房
 Roof = 天台
 Store / Sto = Store = 儲物房
 Study = Study Room = 書房
 TD = Telephone Duct = 電話線槽
 T / Lav = Toilet / Lavatory = 洗手間
 Top of A/C = Top of Cover for Air Conditioner = 下層空調機蓋頂
 Top of BW = Top of Bay Window = 下層窗台頂

U = Up = 上
 Upper Roof = 天台高層
 UP = Utility Platform = 工作平台
 UP Above = Utility Platform Above = 上層工作平台
 Void = 中空
 WMC = Water Meter Cabinet = 水錶箱

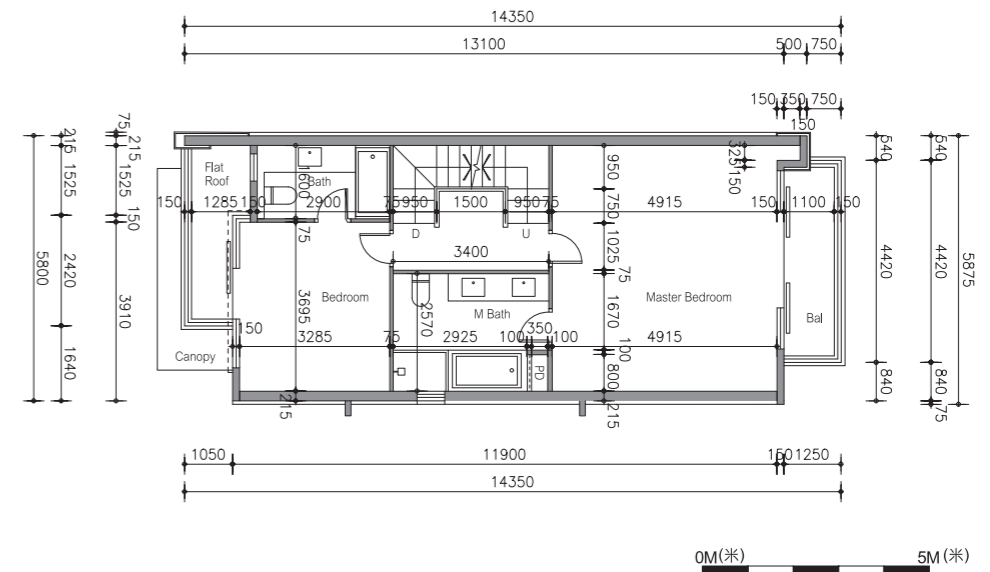
1. Floor-to-floor height (refer to the height between the top surface of the structural slab of a floor and the top surface of the structural slab of its immediate upper floor) : G/F is 4.2m, 1/F is 3.325m & 3.5m, 2/F is 3.5m, stairhood is 2.5m.
 層與層之間的高度(指該樓層之石屎地台面與上一層石屎地台面之高度距離) : 地下為4.2米, 一樓為3.325米及3.5米, 二樓為3.5米, 梯屋為2.5米。
2. The thickness of the floor slabs (excluding plaster) is 150mm, 175mm & 200mm.
 樓板厚度(不包括灰泥)為150毫米, 175毫米及200毫米。
3. The internal areas of the residential properties on the upper floors will generally be slightly larger than those on the lower floors because of the reducing thickness of the structural walls on the upper floors.
 因住宅物業的較高樓層的結構牆的厚度遞減, 較高樓層的內部面積, 一般比較低樓層的內部面積稍大。
4. The dimensions in the floor plans are all structural dimensions in millimetre.
 平面圖之尺規所列數字為以毫米標示之建築結構尺寸。

Floor plans of residential properties in the development 發展項目的住宅物業的樓面平面圖

House Number B17 洋房屋號B17 Floor Plan 平面圖



1st Floor Plan
一樓平面圖



2nd Floor Plan
二樓平面圖

LEGEND 圖例

A/C = Air Conditioner Platform = 空調機平台
 A/C Above = Air Conditioner Platform Above = 上層空調機平台
 A/C Plant Room = Air Conditioning Plant Room = 空調機房
 AD = Air / Ventilation Duct = 空氣管道/通風槽
 AF = Architectural Feature = 建築裝飾
 AF Above = Architectural Feature Above = 上層建築裝飾
 Bal = Balcony = 露台
 Bal Above = Balcony Above = 上層露台
 Bath = Bathroom = 浴室
 BW = Bay Window = 窗台
 BW Above = Bay Window Above = 上層窗台
 Bedroom = 睡房
 Canopy = 簷篷
 Canopy Above = 上層簷篷
 CABD Room = Communal Aerial Broadcast Distribution Room
 = 公共天線系統房
 C Flat Roof = Common Flat Roof = 公用平台
 C Roof = Common Roof = 公用天台
 D = Down = 下
 Dining = Dining Room / Area = 飯廳
 ELV = Low Voltage Electrical Duct / Cabinet = 低電壓管道/箱
 EMC = Electrical Meter Cabinet = 電錶箱
 EMR = Electrical Meter Room = 電錶房
 Family = Family Room / Area = 起居室
 FH = Fire Hydrant = 消防栓

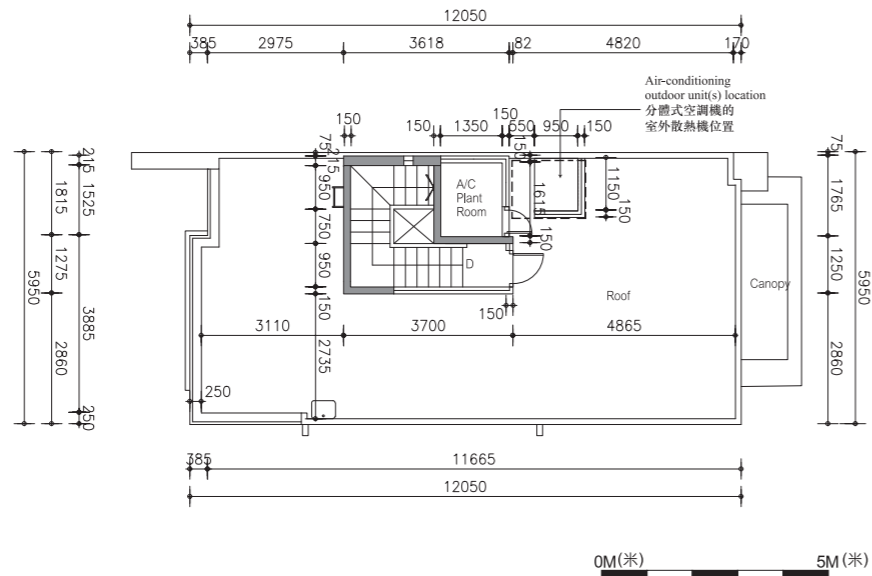
Flat Roof = 平台
 Floor Above = 上層樓面
 Garden = 花園
 HR = Hose Reel = 消防喉轆
 Kitchen = 廚房
 Lift = 升降機
 Lift Lobby = 升降機大堂
 Lift Machine Room = 升降機機房
 Living = Living Room / Area = 客廳
 M Bath = Master Bathroom = 主人浴室
 Master Bedroom = 主人睡房
 MV = Mechanical Ventilation = 機械通風
 Pantry = 備餐間
 PD = Pipe Duct = 喉管管道槽
 Planter = 花槽
 Ramp = 斜路
 RS / MRR = Refuse Storage / Material Recovery Room
 = 垃圾及物料回收房
 Roof = 天台
 Store / Sto = Store = 儲物房
 Study = Study Room = 書房
 TD = Telephone Duct = 電話線槽
 T / Lav = Toilet / Lavatory = 洗手間
 Top of A/C = Top of Cover for Air Conditioner = 下層空調機蓋頂
 Top of BW = Top of Bay Window = 下層窗台頂

U = Up = 上
 Upper Roof = 天台高層
 UP = Utility Platform = 工作平台
 UP Above = Utility Platform Above = 上層工作平台
 Void = 中空
 WMC = Water Meter Cabinet = 水錶箱

1. Floor-to-floor height (refer to the height between the top surface of the structural slab of a floor and the top surface of the structural slab of its immediate upper floor) : G/F is 4.2m, 1/F is 3.325m & 3.5m, 2/F is 3.5m, stairhood is 2.5m.
層與層之間的高度(指該樓層之石屎地台面與上一層石屎地台面之高度距離) : 地下為4.2米, 一樓為3.325米及3.5米, 二樓為3.5米, 梯屋為2.5米。
2. The thickness of the floor slabs (excluding plaster) is 150mm, 175mm & 200mm.
樓板厚度(不包括灰泥)為150毫米, 175毫米及200毫米。
3. The internal areas of the residential properties on the upper floors will generally be slightly larger than those on the lower floors because of the reducing thickness of the structural walls on the upper floors.
因住宅物業的較高樓層的結構牆的厚度遞減, 較高樓層的內部面積, 一般比較低樓層的內部面積稍大。
4. The dimensions in the floor plans are all structural dimensions in millimetre.
平面圖之尺規所列數字為以毫米標示之建築結構尺寸。

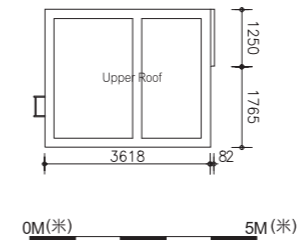
Floor plans of residential properties in the development 發展項目的住宅物業的樓面平面圖

House Number B17 洋房屋號 B17 Floor Plan 平面圖

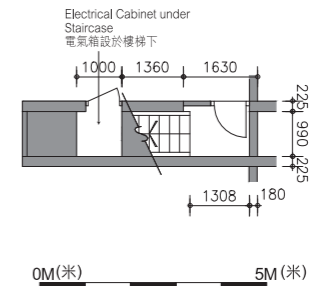


Roof Floor Plan
天台平面圖

Note: The air-conditioning outdoor unit(s) is/are located at the roof of the house.
備註：分體式空調機的室外散熱機安裝於此洋房天台內。



Upper Roof Floor Plan
高層天台平面圖



Basement Floor Plan
地庫平面圖

LEGEND 圖例

A/C = Air Conditioner Platform = 空調機平台
A/C Above = Air Conditioner Platform Above = 上層空調機平台
A/C Plant Room = Air Conditioning Plant Room = 空調機房
AD = Air / Ventilation Duct = 空氣管道/通風槽
AF = Architectural Feature = 建築裝飾
AF Above = Architectural Feature Above = 上層建築裝飾
Bal = Balcony = 露台
Bal Above = Balcony Above = 上層露台
Bath = Bathroom = 浴室
BW = Bay Window = 窗台
BW Above = Bay Window Above = 上層窗台
Bedroom = 睡房
Canopy = 簷篷
Canopy Above = 上層簷篷
CABD Room = Communal Aerial Broadcast Distribution Room = 公共天線系統房
C Flat Roof = Common Flat Roof = 公用天台
C Roof = Common Roof = 公用天台
D = Down = 下
Dining = Dining Room / Area = 飯廳
ELV = Low Voltage Electrical Duct / Cabinet = 低電壓管道/箱
EMC = Electrical Meter Cabinet = 電錶箱
EMR = Electrical Meter Room = 電錶房
Family = Family Room / Area = 起居室
FH = Fire Hydrant = 消防栓

Flat Roof = 平台
Floor Above = 上層樓面
Garden = 花園
HR = Hose Reel = 消防喉轆
Kitchen = 廚房
Lift = 升降機
Lift Lobby = 升降機大堂
Lift Machine Room = 升降機機房
Living = Living Room / Area = 客廳
M Bath = Master Bathroom = 主人浴室
Master Bedroom = 主人睡房
MV = Mechanical Ventilation = 機械通風
Pantry = 備餐間
PD = Pipe Duct = 喉管管道槽
Planter = 花槽
Ramp = 斜路
RS / MRR = Refuse Storage / Material Recovery Room = 垃圾及物料回收房
Roof = 天台
Store / Sto = Store = 儲物房
Study = Study Room = 書房
TD = Telephone Duct = 電話線槽
T / Lav = Toilet / Lavatory = 洗手間
Top of A/C = Top of Cover for Air Conditioner = 下層空調機蓋頂
Top of BW = Top of Bay Window = 下層窗台頂

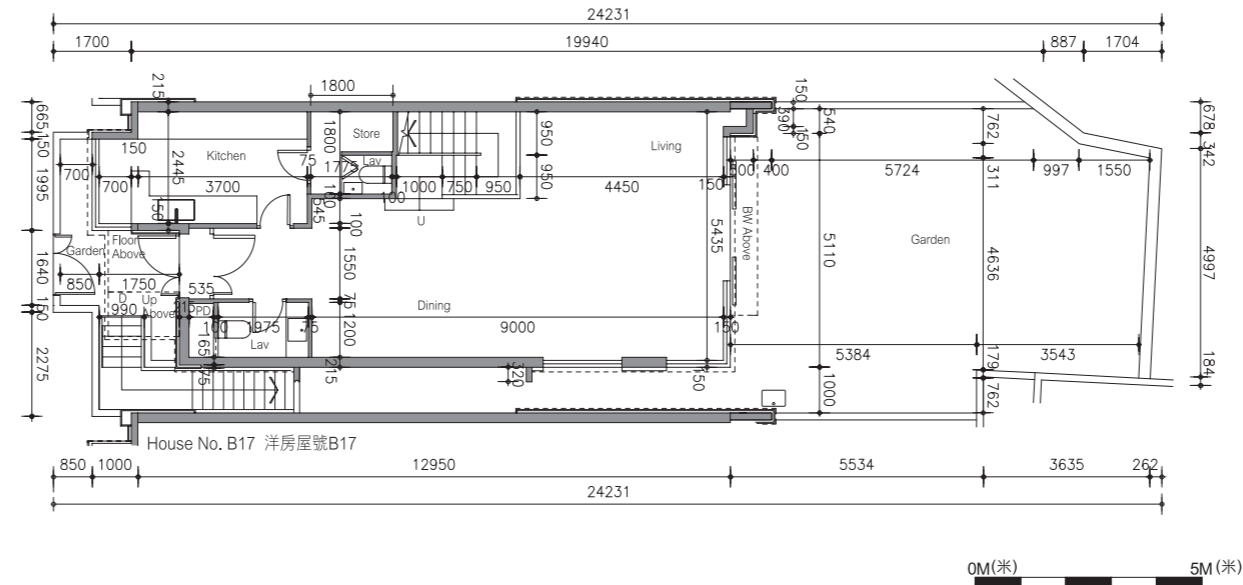
U = Up = 上
Upper Roof = 天台高層
UP = Utility Platform = 工作平台
UP Above = Utility Platform Above = 上層工作平台
Void = 中空
WMC = Water Meter Cabinet = 水錶箱

1. Floor-to-floor height (refer to the height between the top surface of the structural slab of a floor and the top surface of the structural slab of its immediate upper floor) : G/F is 4.2m, 1/F is 3.325m & 3.5m, 2/F is 3.5m, stairhood is 2.5m.
層與層之間的高度(指該樓層之石屎地台面與上一層石屎地台面之高度距離)：地下為4.2米，一樓為3.325米及3.5米，二樓為3.5米，梯屋為2.5米。
2. The thickness of the floor slabs (excluding plaster) is 150mm, 175mm & 200mm.
樓板厚度(不包括灰泥)為150毫米，175毫米及200毫米。
3. The internal areas of the residential properties on the upper floors will generally be slightly larger than those on the lower floors because of the reducing thickness of the structural walls on the upper floors.
因住宅物業的較高樓層的結構牆的厚度遞減，較高樓層的內部面積，一般比較低樓層的內部面積稍大。
4. The dimensions in the floor plans are all structural dimensions in millimetre.
平面圖之尺規所列數字為以毫米標示之建築結構尺寸。

Floor plans of residential properties in the development

發展項目的住宅物業的樓面平面圖

House Number B18 洋房屋號B18 Ground Floor Plan 地下平面圖



LEGEND 圖例

A/C = Air Conditioner Platform = 空調機平台
 A/C Above = Air Conditioner Platform Above = 上層空調機平台
 A/C Plant Room = Air Conditioning Plant Room = 空調機房
 AD = Air / Ventilation Duct = 空氣管道/通風槽
 AF = Architectural Feature = 建築裝飾
 AF Above = Architectural Feature Above = 上層建築裝飾
 Bal = Balcony = 露台
 Bal Above = Balcony Above = 上層露台
 Bath = Bathroom = 浴室
 BW = Bay Window = 窗台
 BW Above = Bay Window Above = 上層窗台
 Bedroom = 睡房
 Canopy = 簷篷
 Canopy Above = 上層簷篷
 CABD Room = Communal Aerial Broadcast Distribution Room = 公共天線系統房
 C Flat Roof = Common Flat Roof = 公用天台
 C Roof = Common Roof = 公用天台
 D = Down = 下
 Dining = Dining Room / Area = 飯廳
 ELV = Low Voltage Electrical Duct / Cabinet = 低電壓管道/箱
 EMC = Electrical Meter Cabinet = 電錶箱
 EMR = Electrical Meter Room = 電錶房
 Family = Family Room / Area = 起居室
 FH = Fire Hydrant = 消防栓

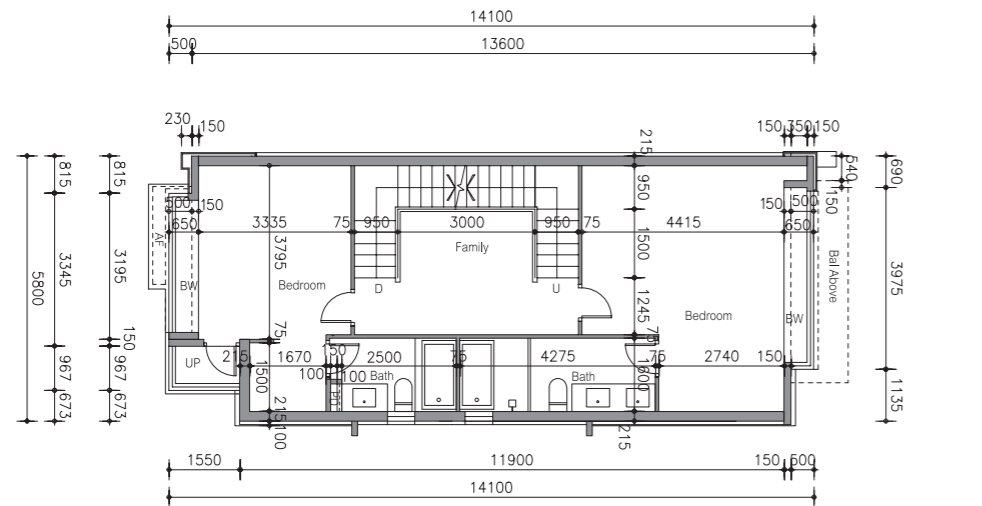
Flat Roof = 平台
 Floor Above = 上層樓面
 Garden = 花園
 HR = Hose Reel = 消防喉轆
 Kitchen = 廚房
 Lift = 升降機
 Lift Lobby = 升降機大堂
 Lift Machine Room = 升降機機房
 Living = Living Room / Area = 客廳
 M Bath = Master Bathroom = 主人浴室
 Master Bedroom = 主人睡房
 MV = Mechanical Ventilation = 機械通風
 Pantry = 備餐間
 PD = Pipe Duct = 喉管管道槽
 Planter = 花槽
 Ramp = 斜路
 RS / MRR = Refuse Storage / Material Recovery Room = 垃圾及物料回收房
 Roof = 天台
 Store / Sto = Store = 儲物房
 Study = Study Room = 書房
 TD = Telephone Duct = 電話線槽
 T / Lav = Toilet / Lavatory = 洗手間
 Top of A/C = Top of Cover for Air Conditioner = 下層空調機蓋頂
 Top of BW = Top of Bay Window = 下層窗台頂

U = Up = 上
 Upper Roof = 天台高層
 UP = Utility Platform = 工作平台
 UP Above = Utility Platform Above = 上層工作平台
 Void = 中空
 WMC = Water Meter Cabinet = 水錶箱

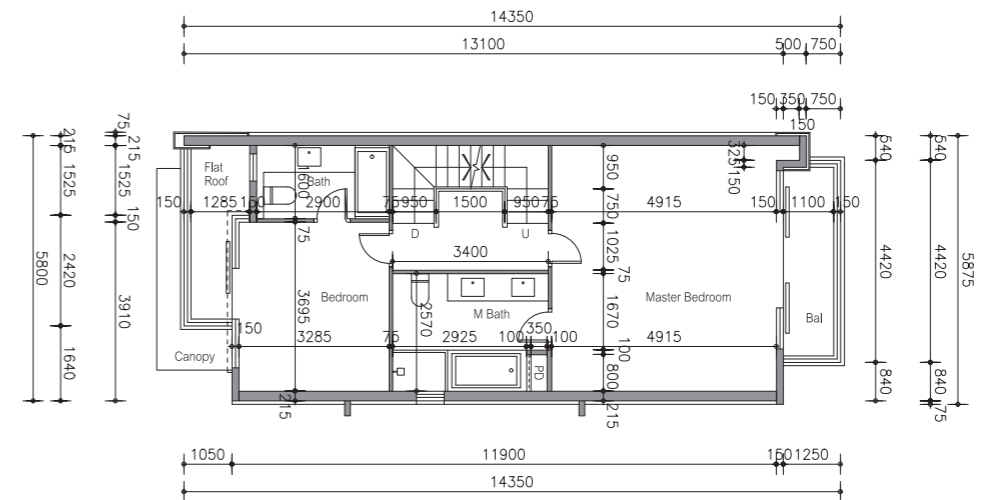
1. Floor-to-floor height (refer to the height between the top surface of the structural slab of a floor and the top surface of the structural slab of its immediate upper floor) : G/F is 4.2m, 1/F is 3.325m & 3.5m, 2/F is 3.5m, stairhood is 2.5m.
 層與層之間的高度(指該樓層之石屎地台面與上一層石屎地台面之高度距離) : 地下為4.2米, 一樓為3.325米及3.5米, 二樓為3.5米, 梯屋為2.5米。
2. The thickness of the floor slabs (excluding plaster) is 150mm, 175mm & 200mm.
 樓板厚度(不包括灰泥)為150毫米, 175毫米及200毫米。
3. The internal areas of the residential properties on the upper floors will generally be slightly larger than those on the lower floors because of the reducing thickness of the structural walls on the upper floors.
 因住宅物業的較高樓層的結構牆的厚度遞減, 較高樓層的內部面積, 一般比較低樓層的內部面積稍大。
4. The dimensions in the floor plans are all structural dimensions in millimetre.
 平面圖之尺規所列數字為以毫米標示之建築結構尺寸。

Floor plans of residential properties in the development 發展項目的住宅物業的樓面平面圖

House Number B18 洋房屋號 B18 Floor Plan 平面圖



1st Floor Plan
一樓平面圖



2nd Floor Plan
二樓平面圖

LEGEND 圖例

A/C = Air Conditioner Platform = 空調機平台
 A/C Above = Air Conditioner Platform Above = 上層空調機平台
 A/C Plant Room = Air Conditioning Plant Room = 空調機房
 AD = Air / Ventilation Duct = 空氣管道/通風槽
 AF = Architectural Feature = 建築裝飾
 AF Above = Architectural Feature Above = 上層建築裝飾
 Bal = Balcony = 露台
 Bal Above = Balcony Above = 上層露台
 Bath = Bathroom = 浴室
 BW = Bay Window = 窗台
 BW Above = Bay Window Above = 上層窗台
 Bedroom = 睡房
 Canopy = 簷篷
 Canopy Above = 上層簷篷
 CABD Room = Communal Aerial Broadcast Distribution Room
 = 公共天線系統房
 C Flat Roof = Common Flat Roof = 公用平台
 C Roof = Common Roof = 公用天台
 D = Down = 下
 Dining = Dining Room / Area = 飯廳
 ELV = Low Voltage Electrical Duct / Cabinet = 低電壓管道/箱
 EMC = Electrical Meter Cabinet = 電錶箱
 EMR = Electrical Meter Room = 電錶房
 Family = Family Room / Area = 起居室
 FH = Fire Hydrant = 消防栓

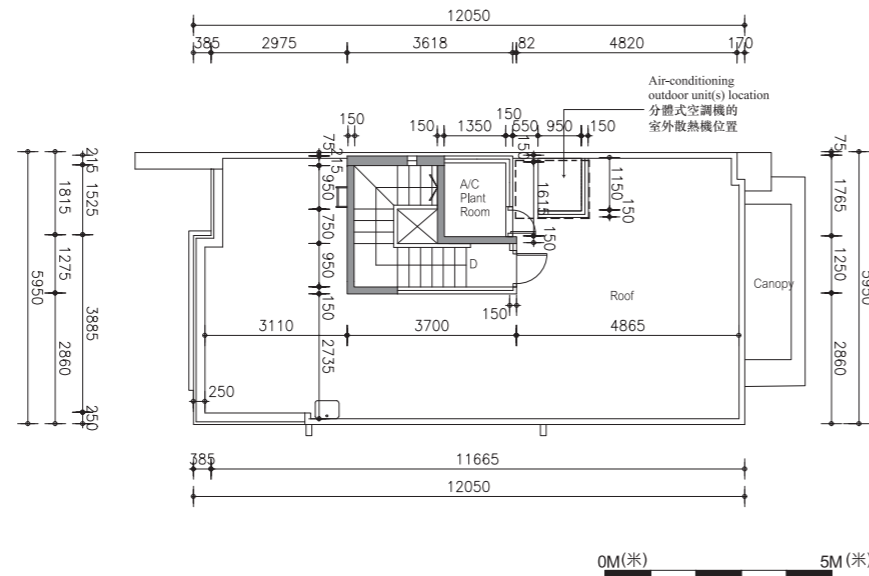
Flat Roof = 平台
 Floor Above = 上層樓面
 Garden = 花園
 HR = Hose Reel = 消防喉轆
 Kitchen = 廚房
 Lift = 升降機
 Lift Lobby = 升降機大堂
 Lift Machine Room = 升降機機房
 Living = Living Room / Area = 客廳
 M Bath = Master Bathroom = 主人浴室
 Master Bedroom = 主人睡房
 MV = Mechanical Ventilation = 機械通風
 Pantry = 備餐間
 PD = Pipe Duct = 喉管管道槽
 Planter = 花槽
 Ramp = 斜路
 RS / MRR = Refuse Storage / Material Recovery Room
 = 垃圾及物料回收房
 Roof = 天台
 Store / Sto = Store = 儲物房
 Study = Study Room = 書房
 TD = Telephone Duct = 電話線槽
 T / Lav = Toilet / Lavatory = 洗手間
 Top of A/C = Top of Cover for Air Conditioner = 下層空調機蓋頂
 Top of BW = Top of Bay Window = 下層窗台頂

U = Up = 上
 Upper Roof = 天台高層
 UP = Utility Platform = 工作平台
 UP Above = Utility Platform Above = 上層工作平台
 Void = 中空
 WMC = Water Meter Cabinet = 水錶箱

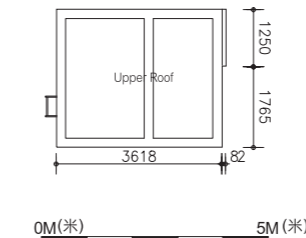
1. Floor-to-floor height (refer to the height between the top surface of the structural slab of a floor and the top surface of the structural slab of its immediate upper floor) : G/F is 4.2m, 1/F is 3.325m & 3.5m, 2/F is 3.5m, stairhood is 2.5m.
層與層之間的高度(指該樓層之石屎地台面與上一層石屎地台面之高度距離) : 地下為4.2米, 一樓為3.325米及3.5米, 二樓為3.5米, 梯屋為2.5米。
2. The thickness of the floor slabs (excluding plaster) is 150mm, 175mm & 200mm.
樓板厚度(不包括灰泥)為150毫米, 175毫米及200毫米。
3. The internal areas of the residential properties on the upper floors will generally be slightly larger than those on the lower floors because of the reducing thickness of the structural walls on the upper floors.
因住宅物業的較高樓層的結構牆的厚度遞減, 較高樓層的內部面積, 一般比較低樓層的內部面積稍大。
4. The dimensions in the floor plans are all structural dimensions in millimetre.
平面圖之尺規所列數字為以毫米標示之建築結構尺寸。

Floor plans of residential properties in the development 發展項目的住宅物業的樓面平面圖

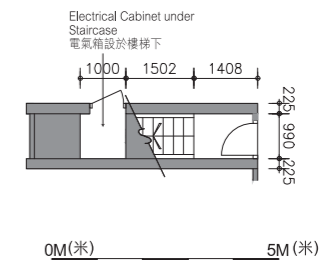
House Number B18 洋房屋號 B18 Floor Plan 平面圖



Roof Floor Plan
天台平面圖



Upper Roof Floor Plan
高層天台平面圖



Basement Floor Plan
地庫平面圖

Note: The air-conditioning outdoor unit(s) is/are located at the roof of the house.
備註：分體式空調機的室外散熱機安裝於此洋房天台內。

LEGEND 圖例

A/C = Air Conditioner Platform = 空調機平台
A/C Above = Air Conditioner Platform Above = 上層空調機平台
A/C Plant Room = Air Conditioning Plant Room = 空調機房
AD = Air / Ventilation Duct = 空氣管道/通風槽
AF = Architectural Feature = 建築裝飾
AF Above = Architectural Feature Above = 上層建築裝飾
Bal = Balcony = 露台
Bal Above = Balcony Above = 上層露台
Bath = Bathroom = 浴室
BW = Bay Window = 窗台
BW Above = Bay Window Above = 上層窗台
Bedroom = 睡房
Canopy = 簷篷
Canopy Above = 上層簷篷
CABD Room = Communal Aerial Broadcast Distribution Room = 公共天線系統房
C Flat Roof = Common Flat Roof = 公用平台
C Roof = Common Roof = 公用天台
D = Down = 下
Dining = Dining Room / Area = 飯廳
ELV = Low Voltage Electrical Duct / Cabinet = 低電壓管道/箱
EMC = Electrical Meter Cabinet = 電錶箱
EMR = Electrical Meter Room = 電錶房
Family = Family Room / Area = 起居室
FH = Fire Hydrant = 消防栓

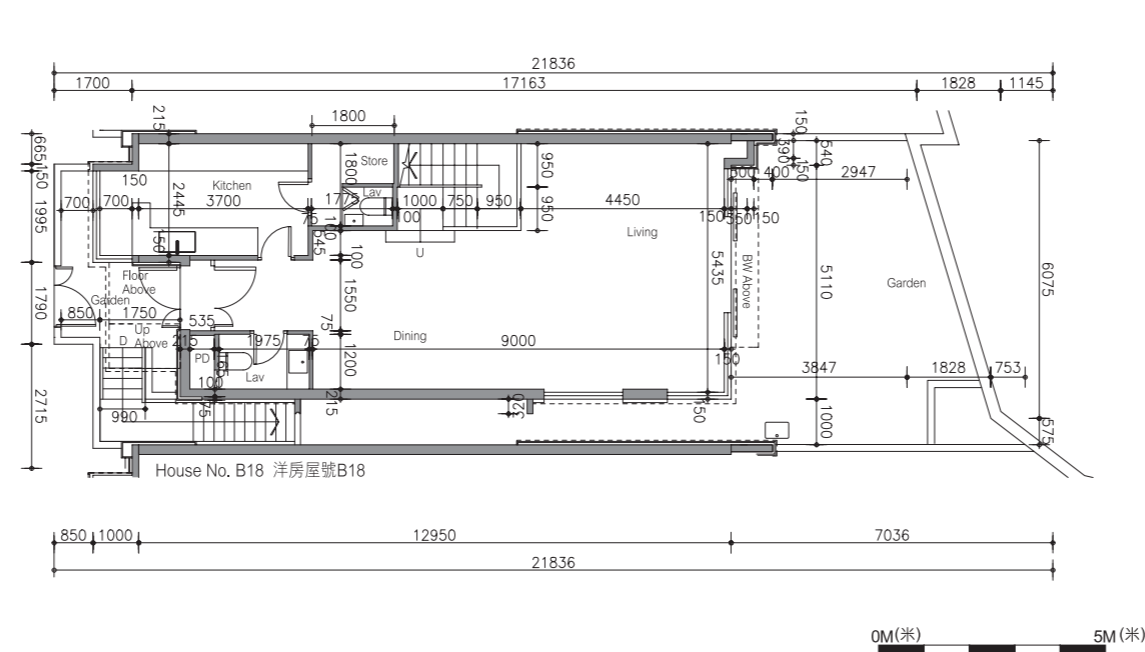
Flat Roof = 平台
Floor Above = 上層樓面
Garden = 花園
HR = Hose Reel = 消防喉轆
Kitchen = 廚房
Lift = 升降機
Lift Lobby = 升降機大堂
Lift Machine Room = 升降機機房
Living = Living Room / Area = 客廳
M Bath = Master Bathroom = 主人浴室
Master Bedroom = 主人睡房
MV = Mechanical Ventilation = 機械通風
Pantry = 備餐間
PD = Pipe Duct = 喉管管道槽
Planter = 花槽
Ramp = 斜路
RS / MRR = Refuse Storage / Material Recovery Room = 垃圾及物料回收房
Roof = 天台
Store / Sto = Store = 儲物房
Study = Study Room = 書房
TD = Telephone Duct = 電話線槽
T / Lav = Toilet / Lavatory = 洗手間
Top of A/C = Top of Cover for Air Conditioner = 下層空調機蓋頂
Top of BW = Top of Bay Window = 下層窗台頂

U = Up = 上
Upper Roof = 天台高層
UP = Utility Platform = 工作平台
UP Above = Utility Platform Above = 上層工作平台
Void = 中空
WMC = Water Meter Cabinet = 水錶箱

1. Floor-to-floor height (refer to the height between the top surface of the structural slab of a floor and the top surface of the structural slab of its immediate upper floor) : G/F is 4.2m, 1/F is 3.325m & 3.5m, 2/F is 3.5m, stairhood is 2.5m.
層與層之間的高度(指該樓層之石屎地台面與上一層石屎地台面之高度距離)：地下為4.2米，一樓為3.325米及3.5米，二樓為3.5米，梯屋為2.5米。
2. The thickness of the floor slabs (excluding plaster) is 150mm, 175mm & 200mm.
樓板厚度(不包括灰泥)為150毫米，175毫米及200毫米。
3. The internal areas of the residential properties on the upper floors will generally be slightly larger than those on the lower floors because of the reducing thickness of the structural walls on the upper floors.
因住宅物業的較高樓層的結構牆的厚度遞減，較高樓層的內部面積，一般比較低樓層的內部面積稍大。
4. The dimensions in the floor plans are all structural dimensions in millimetre.
平面圖之尺規所列數字為以毫米標示之建築結構尺寸。

Floor plans of residential properties in the development 發展項目的住宅物業的樓面平面圖

House Number B19 洋房屋號B19 Ground Floor Plan 地下平面圖



LEGEND 圖例

A/C = Air Conditioner Platform = 空調機平台
A/C Above = Air Conditioner Platform Above = 上層空調機平台
A/C Plant Room = Air Conditioning Plant Room = 空調機房
AD = Air / Ventilation Duct = 空氣管道/通風槽
AF = Architectural Feature = 建築裝飾
AF Above = Architectural Feature Above = 上層建築裝飾
Bal = Balcony = 露台
Bal Above = Balcony Above = 上層露台
Bath = Bathroom = 浴室
BW = Bay Window = 窗台
BW Above = Bay Window Above = 上層窗台
Bedroom = 睡房
Canopy = 簷篷
Canopy Above = 上層簷篷
CABD Room = Communal Aerial Broadcast Distribution Room = 公共天線系統房
C Flat Roof = Common Flat Roof = 公用天台
C Roof = Common Roof = 公用天台
D = Down = 下
Dining = Dining Room / Area = 飯廳
ELV = Low Voltage Electrical Duct / Cabinet = 低電壓管道/箱
EMC = Electrical Meter Cabinet = 電錶箱
EMR = Electrical Meter Room = 電錶房
Family = Family Room / Area = 起居室
FH = Fire Hydrant = 消防栓

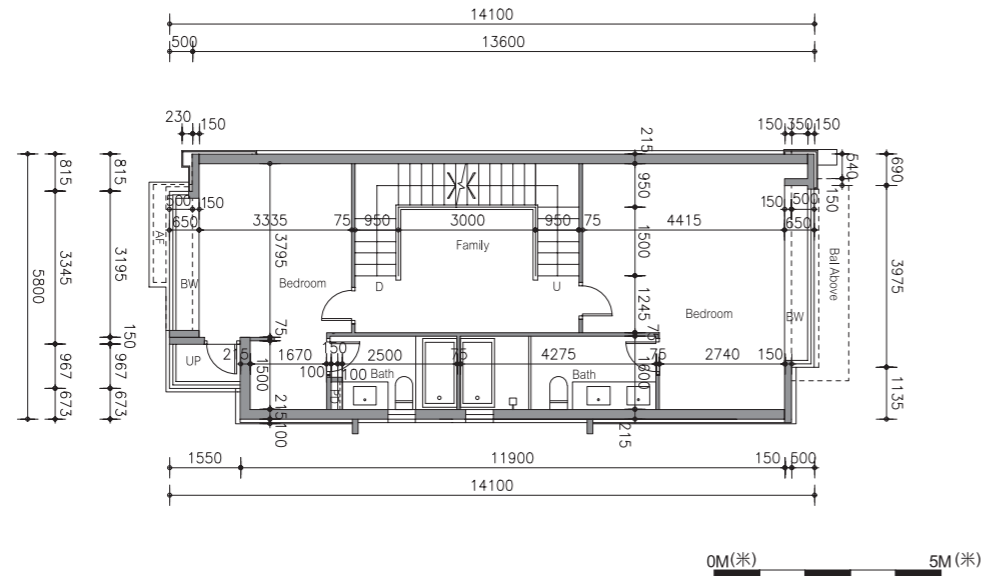
Flat Roof = 平台
Floor Above = 上層樓面
Garden = 花園
HR = Hose Reel = 消防喉轆
Kitchen = 廚房
Lift = 升降機
Lift Lobby = 升降機大堂
Lift Machine Room = 升降機機房
Living = Living Room / Area = 客廳
M Bath = Master Bathroom = 主人浴室
Master Bedroom = 主人睡房
MV = Mechanical Ventilation = 機械通風
Pantry = 備餐間
PD = Pipe Duct = 喉管管道槽
Planter = 花槽
Ramp = 斜路
RS / MRR = Refuse Storage / Material Recovery Room = 垃圾及物料回收房
Roof = 天台
Store / Sto = Store = 儲物房
Study = Study Room = 書房
TD = Telephone Duct = 電話線槽
T / Lav = Toilet / Lavatory = 洗手間
Top of A/C = Top of Cover for Air Conditioner = 下層空調機蓋頂
Top of BW = Top of Bay Window = 下層窗台頂

U = Up = 上
Upper Roof = 天台高層
UP = Utility Platform = 工作平台
UP Above = Utility Platform Above = 上層工作平台
Void = 中空
WMC = Water Meter Cabinet = 水錶箱

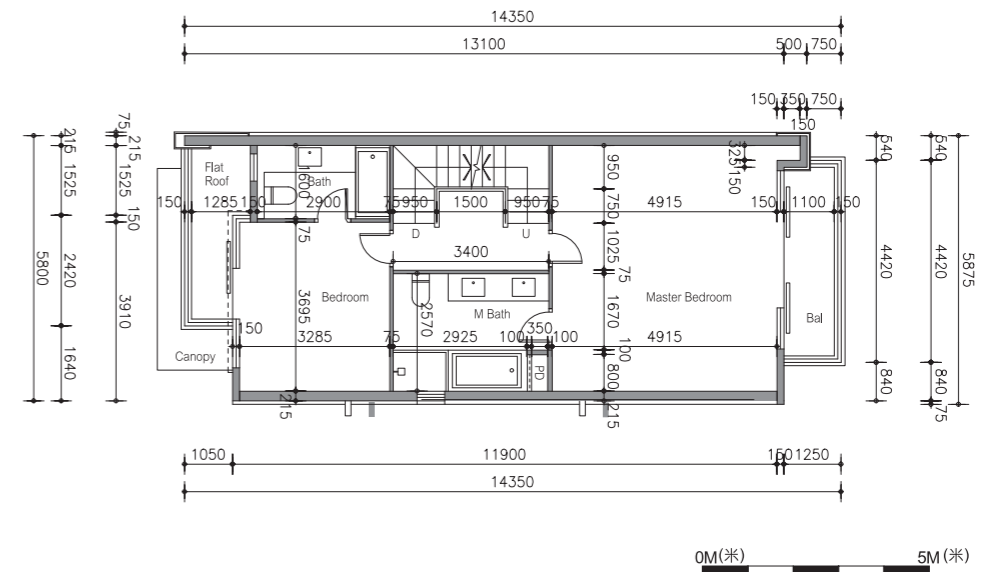
1. Floor-to-floor height (refer to the height between the top surface of the structural slab of a floor and the top surface of the structural slab of its immediate upper floor) : G/F is 4.2m, 1/F is 3.325m & 3.5m, 2/F is 3.5m, stairhood is 2.5m.
層與層之間的高度(指該樓層之石屎地台面與上一層石屎地台面之高度距離) : 地下為4.2米, 一樓為3.325米及3.5米, 二樓為3.5米, 梯屋為2.5米。
2. The thickness of the floor slabs (excluding plaster) is 150mm, 175mm & 200mm.
樓板厚度(不包括灰泥)為150毫米, 175毫米及200毫米。
3. The internal areas of the residential properties on the upper floors will generally be slightly larger than those on the lower floors because of the reducing thickness of the structural walls on the upper floors.
因住宅物業的較高樓層的結構牆的厚度遞減, 較高樓層的內部面積, 一般比較低樓層的內部面積稍大。
4. The dimensions in the floor plans are all structural dimensions in millimetre.
平面圖之尺規所列數字為以毫米標示之建築結構尺寸。

Floor plans of residential properties in the development 發展項目的住宅物業的樓面平面圖

House Number B19 洋房屋號 B19 Floor Plan 平面圖



1st Floor Plan
一樓平面圖



2nd Floor Plan
二樓平面圖

LEGEND 圖例

A/C = Air Conditioner Platform = 空調機平台
 A/C Above = Air Conditioner Platform Above = 上層空調機平台
 A/C Plant Room = Air Conditioning Plant Room = 空調機房
 AD = Air / Ventilation Duct = 空氣管道/通風槽
 AF = Architectural Feature = 建築裝飾
 AF Above = Architectural Feature Above = 上層建築裝飾
 Bal = Balcony = 露台
 Bal Above = Balcony Above = 上層露台
 Bath = Bathroom = 浴室
 BW = Bay Window = 窗台
 BW Above = Bay Window Above = 上層窗台
 Bedroom = 睡房
 Canopy = 簷篷
 Canopy Above = 上層簷篷
 CABD Room = Communal Aerial Broadcast Distribution Room
 = 公共天線系統房
 C Flat Roof = Common Flat Roof = 公用平台
 C Roof = Common Roof = 公用天台
 D = Down = 下
 Dining = Dining Room / Area = 飯廳
 ELV = Low Voltage Electrical Duct / Cabinet = 低電壓管道/箱
 EMC = Electrical Meter Cabinet = 電錶箱
 EMR = Electrical Meter Room = 電錶房
 Family = Family Room / Area = 起居室
 FH = Fire Hydrant = 消防栓

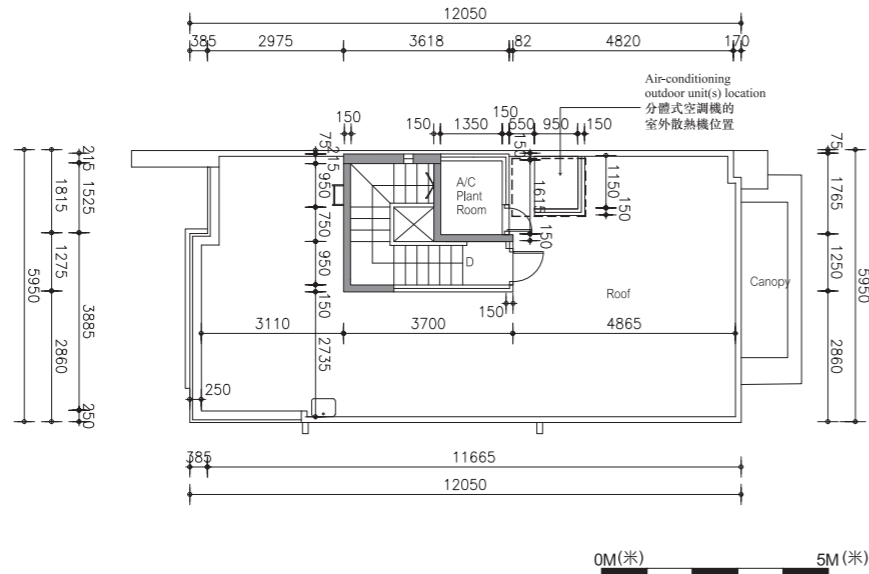
Flat Roof = 平台
 Floor Above = 上層樓面
 Garden = 花園
 HR = Hose Reel = 消防喉轆
 Kitchen = 廚房
 Lift = 升降機
 Lift Lobby = 升降機大堂
 Lift Machine Room = 升降機機房
 Living = Living Room / Area = 客廳
 M Bath = Master Bathroom = 主人浴室
 Master Bedroom = 主人睡房
 MV = Mechanical Ventilation = 機械通風
 Pantry = 備餐間
 PD = Pipe Duct = 喉管管道槽
 Planter = 花槽
 Ramp = 斜路
 RS / MRR = Refuse Storage / Material Recovery Room
 = 垃圾及物料回收房
 Roof = 天台
 Store / Sto = Store = 儲物房
 Study = Study Room = 書房
 TD = Telephone Duct = 電話線槽
 T / Lav = Toilet / Lavatory = 洗手間
 Top of A/C = Top of Cover for Air Conditioner = 下層空調機蓋頂
 Top of BW = Top of Bay Window = 下層窗台頂

U = Up = 上
 Upper Roof = 天台高層
 UP = Utility Platform = 工作平台
 UP Above = Utility Platform Above = 上層工作平台
 Void = 中空
 WMC = Water Meter Cabinet = 水錶箱

1. Floor-to-floor height (refer to the height between the top surface of the structural slab of a floor and the top surface of the structural slab of its immediate upper floor) : G/F is 4.2m, 1/F is 3.325m & 3.5m, 2/F is 3.5m, stairhood is 2.5m.
層與層之間的高度(指該樓層之石屎地台面與上一層石屎地台面之高度距離) : 地下為4.2米, 一樓為3.325米及3.5米, 二樓為3.5米, 梯屋為2.5米。
2. The thickness of the floor slabs (excluding plaster) is 150mm, 175mm & 200mm.
樓板厚度(不包括灰泥)為150毫米, 175毫米及200毫米。
3. The internal areas of the residential properties on the upper floors will generally be slightly larger than those on the lower floors because of the reducing thickness of the structural walls on the upper floors.
因住宅物業的較高樓層的結構牆的厚度遞減, 較高樓層的內部面積, 一般比較低樓層的內部面積稍大。
4. The dimensions in the floor plans are all structural dimensions in millimetre.
平面圖之尺規所列數字為以毫米標示之建築結構尺寸。

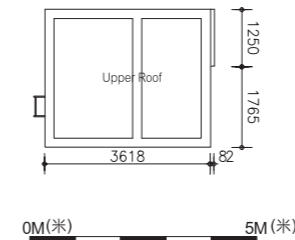
Floor plans of residential properties in the development 發展項目的住宅物業的樓面平面圖

House Number B19 洋房屋號 B19 Floor Plan 平面圖

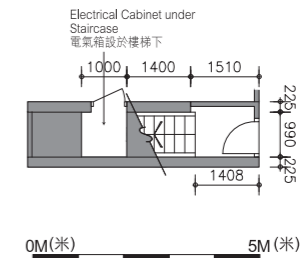


Roof Floor Plan
天台平面圖

Note: The air-conditioning outdoor unit(s) is/are located at the roof of the house.
備註：分體式空調機的室外散熱機安裝於此洋房天台內。



Upper Roof Floor Plan
高層天台平面圖



Basement Floor Plan
地庫平面圖

LEGEND 圖例

A/C = Air Conditioner Platform = 空調機平台
A/C Above = Air Conditioner Platform Above = 上層空調機平台
A/C Plant Room = Air Conditioning Plant Room = 空調機房
AD = Air / Ventilation Duct = 空氣管道/通風槽
AF = Architectural Feature = 建築裝飾
AF Above = Architectural Feature Above = 上層建築裝飾
Bal = Balcony = 露台
Bal Above = Balcony Above = 上層露台
Bath = Bathroom = 浴室
BW = Bay Window = 窗台
BW Above = Bay Window Above = 上層窗台
Bedroom = 睡房
Canopy = 簷篷
Canopy Above = 上層簷篷
CABD Room = Communal Aerial Broadcast Distribution Room = 公共天線系統房
C Flat Roof = Common Flat Roof = 公用平台
C Roof = Common Roof = 公用天台
D = Down = 下
Dining = Dining Room / Area = 飯廳
ELV = Low Voltage Electrical Duct / Cabinet = 低電壓管道/箱
EMC = Electrical Meter Cabinet = 電錶箱
EMR = Electrical Meter Room = 電錶房
Family = Family Room / Area = 起居室
FH = Fire Hydrant = 消防栓

Flat Roof = 平台
Floor Above = 上層樓面
Garden = 花園
HR = Hose Reel = 消防喉轆
Kitchen = 廚房
Lift = 升降機
Lift Lobby = 升降機大堂
Lift Machine Room = 升降機機房
Living = Living Room / Area = 客廳
M Bath = Master Bathroom = 主人浴室
Master Bedroom = 主人睡房
MV = Mechanical Ventilation = 機械通風
Pantry = 備餐間
PD = Pipe Duct = 喉管管道槽
Planter = 花槽
Ramp = 斜路
RS / MRR = Refuse Storage / Material Recovery Room = 垃圾及物料回收房
Roof = 天台
Store / Sto = Store = 儲物房
Study = Study Room = 書房
TD = Telephone Duct = 電話線槽
T / Lav = Toilet / Lavatory = 洗手間
Top of A/C = Top of Cover for Air Conditioner = 下層空調機蓋頂
Top of BW = Top of Bay Window = 下層窗台頂

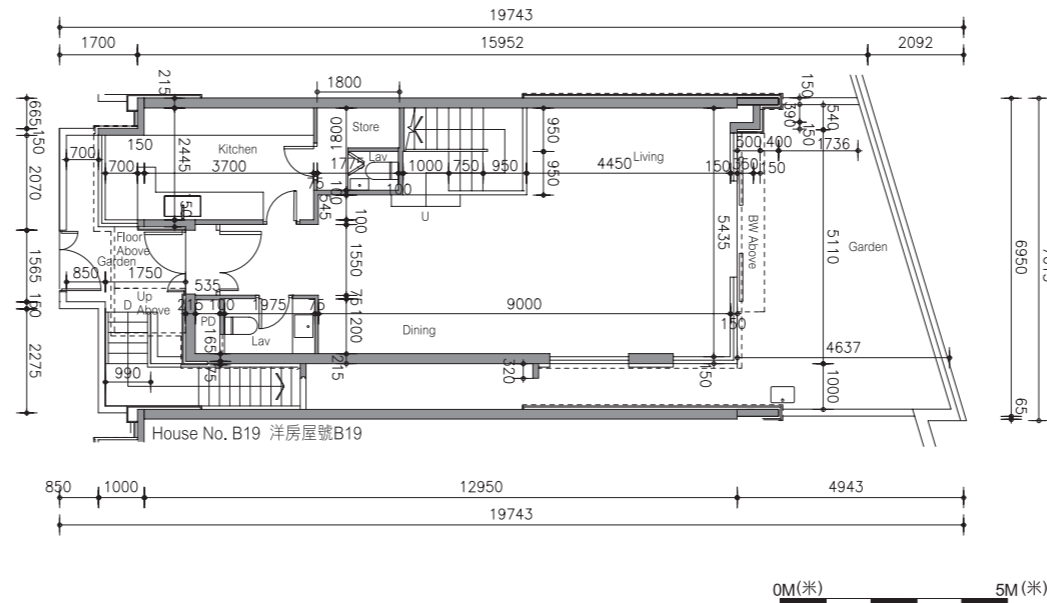
U = Up = 上
Upper Roof = 天台高層
UP = Utility Platform = 工作平台
UP Above = Utility Platform Above = 上層工作平台
Void = 中空
WMC = Water Meter Cabinet = 水錶箱

1. Floor-to-floor height (refer to the height between the top surface of the structural slab of a floor and the top surface of the structural slab of its immediate upper floor) : G/F is 4.2m, 1/F is 3.325m & 3.5m, 2/F is 3.5m, stairhood is 2.5m.
層與層之間的高度(指該樓層之石屎地台面與上一層石屎地台面之高度距離)：地下為4.2米，一樓為3.325米及3.5米，二樓為3.5米，梯屋為2.5米。
2. The thickness of the floor slabs (excluding plaster) is 150mm, 175mm & 200mm.
樓板厚度(不包括灰泥)為150毫米，175毫米及200毫米。
3. The internal areas of the residential properties on the upper floors will generally be slightly larger than those on the lower floors because of the reducing thickness of the structural walls on the upper floors.
因住宅物業的較高樓層的結構牆的厚度遞減，較高樓層的內部面積，一般比較低樓層的內部面積稍大。
4. The dimensions in the floor plans are all structural dimensions in millimetre.
平面圖之尺規所列數字為以毫米標示之建築結構尺寸。

Floor plans of residential properties in the development

發展項目的住宅物業的樓面平面圖

House Number B20 洋房屋號B20 Ground Floor Plan 地下平面圖



LEGEND 圖例

A/C = Air Conditioner Platform = 空調機平台
 A/C Above = Air Conditioner Platform Above = 上層空調機平台
 A/C Plant Room = Air Conditioning Plant Room = 空調機房
 AD = Air / Ventilation Duct = 空氣管道/通風槽
 AF = Architectural Feature = 建築裝飾
 AF Above = Architectural Feature Above = 上層建築裝飾
 Bal = Balcony = 露台
 Bal Above = Balcony Above = 上層露台
 Bath = Bathroom = 浴室
 BW = Bay Window = 窗台
 BW Above = Bay Window Above = 上層窗台
 Bedroom = 睡房
 Canopy = 簷篷
 Canopy Above = 上層簷篷
 CABD Room = Communal Aerial Broadcast Distribution Room = 公共天線系統房
 C Flat Roof = Common Flat Roof = 公用平台
 C Roof = Common Roof = 公用天台
 D = Down = 下
 Dining = Dining Room / Area = 飯廳
 ELV = Low Voltage Electrical Duct / Cabinet = 低電壓管道/箱
 EMC = Electrical Meter Cabinet = 電錶箱
 EMR = Electrical Meter Room = 電錶房
 Family = Family Room / Area = 起居室
 FH = Fire Hydrant = 消防栓

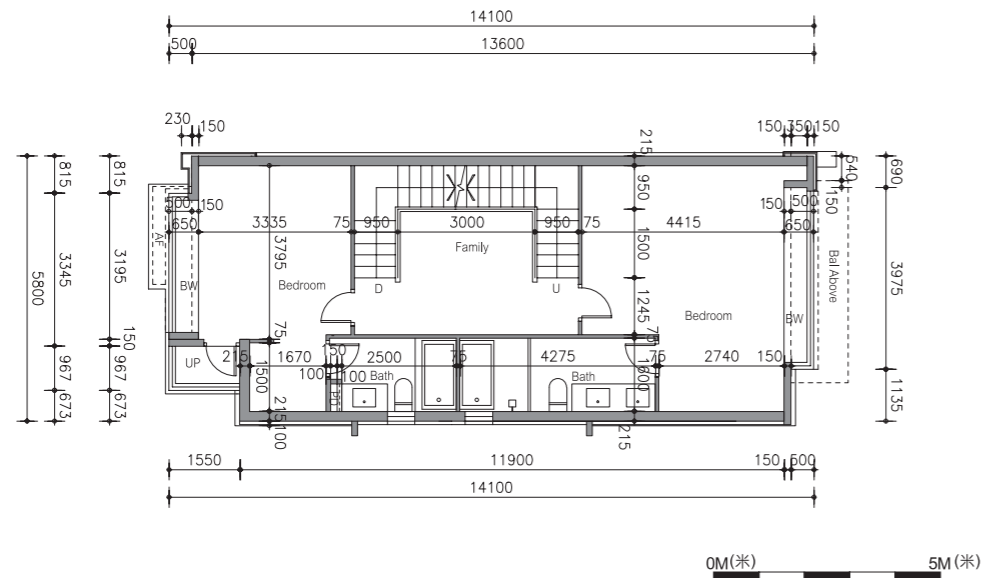
Flat Roof = 平台
 Floor Above = 上層樓面
 Garden = 花園
 HR = Hose Reel = 消防喉轆
 Kitchen = 廚房
 Lift = 升降機
 Lift Lobby = 升降機大堂
 Lift Machine Room = 升降機機房
 Living = Living Room / Area = 客廳
 M Bath = Master Bathroom = 主人浴室
 Master Bedroom = 主人睡房
 MV = Mechanical Ventilation = 機械通風
 Pantry = 備餐間
 PD = Pipe Duct = 喉管管道槽
 Planter = 花槽
 Ramp = 斜路
 RS / MRR = Refuse Storage / Material Recovery Room = 垃圾及物料回收房
 Roof = 天台
 Store / Sto = Store = 儲物房
 Study = Study Room = 書房
 TD = Telephone Duct = 電話線槽
 T / Lav = Toilet / Lavatory = 洗手間
 Top of A/C = Top of Cover for Air Conditioner = 下層空調機蓋頂
 Top of BW = Top of Bay Window = 下層窗台頂

U = Up = 上
 Upper Roof = 天台高層
 UP = Utility Platform = 工作平台
 UP Above = Utility Platform Above = 上層工作平台
 Void = 中空
 WMC = Water Meter Cabinet = 水錶箱

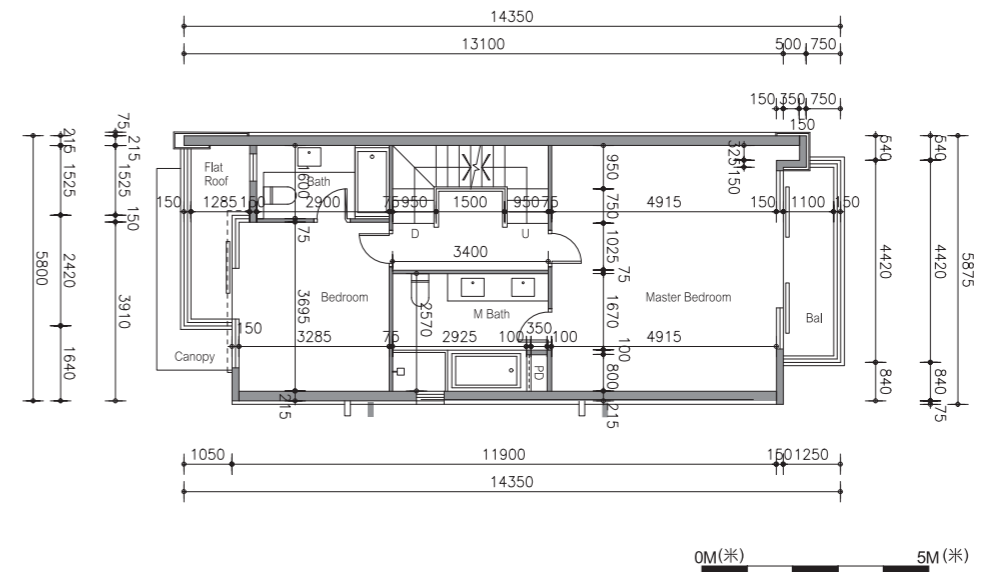
1. Floor-to-floor height (refer to the height between the top surface of the structural slab of a floor and the top surface of the structural slab of its immediate upper floor) : G/F is 4.2m, 1/F is 3.325m & 3.5m, 2/F is 3.5m, stairhood is 2.5m.
 層與層之間的高度(指該樓層之石屎地台面與上一層石屎地台面之高度距離) : 地下為4.2米, 一樓為3.325米及3.5米, 二樓為3.5米, 梯屋為2.5米。
2. The thickness of the floor slabs (excluding plaster) is 150mm, 175mm & 200mm.
 樓板厚度(不包括灰泥)為150毫米, 175毫米及200毫米。
3. The internal areas of the residential properties on the upper floors will generally be slightly larger than those on the lower floors because of the reducing thickness of the structural walls on the upper floors.
 因住宅物業的較高樓層的結構牆的厚度遞減, 較高樓層的內部面積, 一般比較低樓層的內部面積稍大。
4. The dimensions in the floor plans are all structural dimensions in millimetre.
 平面圖之尺規所列數字為以毫米標示之建築結構尺寸。

Floor plans of residential properties in the development 發展項目的住宅物業的樓面平面圖

House Number B20 洋房屋號 B20 Floor Plan 平面圖



1st Floor Plan
一樓平面圖



2nd Floor Plan
二樓平面圖

LEGEND 圖例

A/C = Air Conditioner Platform = 空調機平台
 A/C Above = Air Conditioner Platform Above = 上層空調機平台
 A/C Plant Room = Air Conditioning Plant Room = 空調機房
 AD = Air / Ventilation Duct = 空氣管道/通風槽
 AF = Architectural Feature = 建築裝飾
 AF Above = Architectural Feature Above = 上層建築裝飾
 Bal = Balcony = 露台
 Bal Above = Balcony Above = 上層露台
 Bath = Bathroom = 浴室
 BW = Bay Window = 窗台
 BW Above = Bay Window Above = 上層窗台
 Bedroom = 睡房
 Canopy = 簷篷
 Canopy Above = 上層簷篷
 CABD Room = Communal Aerial Broadcast Distribution Room
 = 公共天線系統房
 C Flat Roof = Common Flat Roof = 公用平台
 C Roof = Common Roof = 公用天台
 D = Down = 下
 Dining = Dining Room / Area = 飯廳
 ELV = Low Voltage Electrical Duct / Cabinet = 低電壓管道/箱
 EMC = Electrical Meter Cabinet = 電錶箱
 EMR = Electrical Meter Room = 電錶房
 Family = Family Room / Area = 起居室
 FH = Fire Hydrant = 消防栓

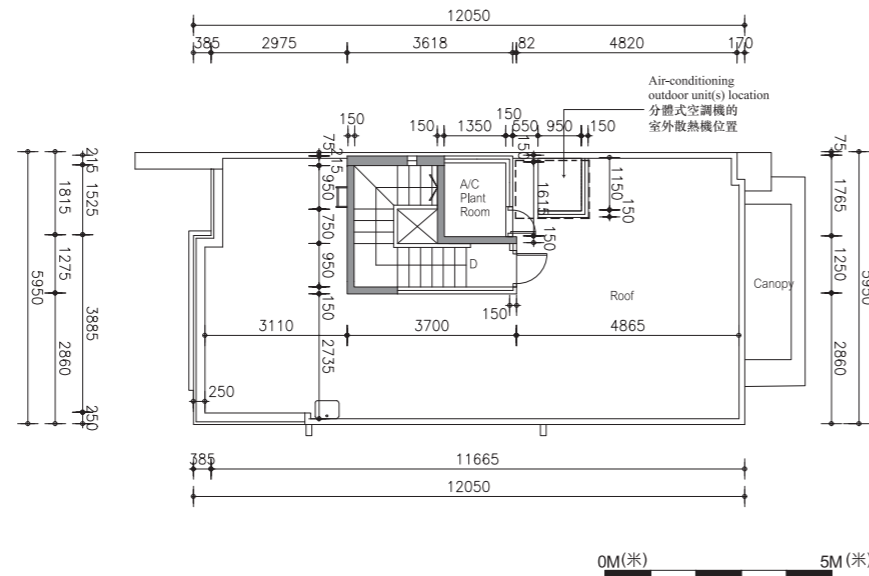
Flat Roof = 平台
 Floor Above = 上層樓面
 Garden = 花園
 HR = Hose Reel = 消防喉轆
 Kitchen = 廚房
 Lift = 升降機
 Lift Lobby = 升降機大堂
 Lift Machine Room = 升降機機房
 Living = Living Room / Area = 客廳
 M Bath = Master Bathroom = 主人浴室
 Master Bedroom = 主人睡房
 MV = Mechanical Ventilation = 機械通風
 Pantry = 備餐間
 PD = Pipe Duct = 喉管管道槽
 Planter = 花槽
 Ramp = 斜路
 RS / MRR = Refuse Storage / Material Recovery Room
 = 垃圾及物料回收房
 Roof = 天台
 Store / Sto = Store = 儲物房
 Study = Study Room = 書房
 TD = Telephone Duct = 電話線槽
 T / Lav = Toilet / Lavatory = 洗手間
 Top of A/C = Top of Cover for Air Conditioner = 下層空調機蓋頂
 Top of BW = Top of Bay Window = 下層窗台頂

U = Up = 上
 Upper Roof = 天台高層
 UP = Utility Platform = 工作平台
 UP Above = Utility Platform Above = 上層工作平台
 Void = 中空
 WMC = Water Meter Cabinet = 水錶箱

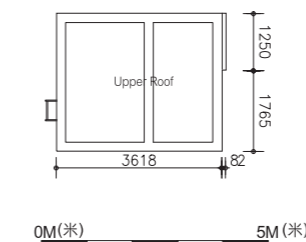
1. Floor-to-floor height (refer to the height between the top surface of the structural slab of a floor and the top surface of the structural slab of its immediate upper floor) : G/F is 4.2m, 1/F is 3.325m & 3.5m, 2/F is 3.5m, stairhood is 2.5m.
層與層之間的高度(指該樓層之石屎地台面與上一層石屎地台面之高度距離) : 地下為4.2米, 一樓為3.325米及3.5米, 二樓為3.5米, 梯屋為2.5米。
2. The thickness of the floor slabs (excluding plaster) is 150mm, 175mm & 200mm.
樓板厚度(不包括灰泥)為150毫米, 175毫米及200毫米。
3. The internal areas of the residential properties on the upper floors will generally be slightly larger than those on the lower floors because of the reducing thickness of the structural walls on the upper floors.
因住宅物業的較高樓層的結構牆的厚度遞減, 較高樓層的內部面積, 一般比較低樓層的內部面積稍大。
4. The dimensions in the floor plans are all structural dimensions in millimetre.
平面圖之尺規所列數字為以毫米標示之建築結構尺寸。

Floor plans of residential properties in the development 發展項目的住宅物業的樓面平面圖

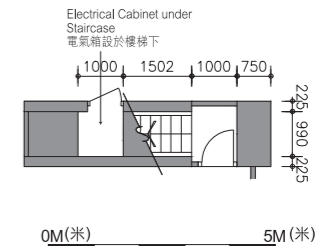
House Number B20 洋房屋號 B20 Floor Plan 平面圖



Roof Floor Plan
天台平面圖



Upper Roof Floor Plan
高層天台平面圖



Basement Floor Plan
地庫平面圖

Note: The air-conditioning outdoor unit(s) is/are located at the roof of the house.
備註：分體式空調機的室外散熱機安裝於此洋房天台內。

LEGEND 圖例

A/C = Air Conditioner Platform = 空調機平台
A/C Above = Air Conditioner Platform Above = 上層空調機平台
A/C Plant Room = Air Conditioning Plant Room = 空調機房
AD = Air / Ventilation Duct = 空氣管道/通風槽
AF = Architectural Feature = 建築裝飾
AF Above = Architectural Feature Above = 上層建築裝飾
Bal = Balcony = 露台
Bal Above = Balcony Above = 上層露台
Bath = Bathroom = 浴室
BW = Bay Window = 窗台
BW Above = Bay Window Above = 上層窗台
Bedroom = 睡房
Canopy = 簷篷
Canopy Above = 上層簷篷
CABD Room = Communal Aerial Broadcast Distribution Room = 公共天線系統房
C Flat Roof = Common Flat Roof = 公用天台
C Roof = Common Roof = 公用天台
D = Down = 下
Dining = Dining Room / Area = 飯廳
ELV = Low Voltage Electrical Duct / Cabinet = 低電壓管道/箱
EMC = Electrical Meter Cabinet = 電錶箱
EMR = Electrical Meter Room = 電錶房
Family = Family Room / Area = 起居室
FH = Fire Hydrant = 消防栓

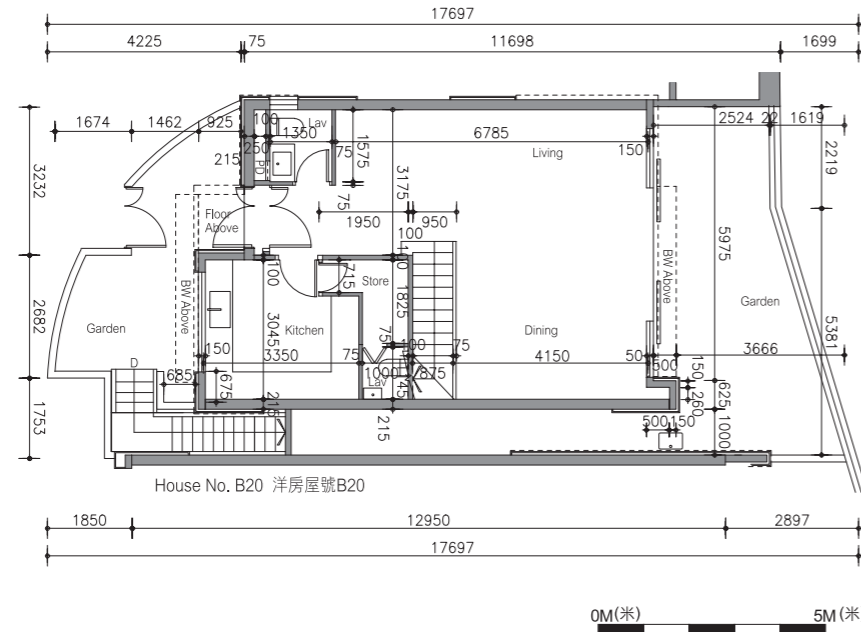
Flat Roof = 平台
Floor Above = 上層樓面
Garden = 花園
HR = Hose Reel = 消防喉轆
Kitchen = 廚房
Lift = 升降機
Lift Lobby = 升降機大堂
Lift Machine Room = 升降機機房
Living = Living Room / Area = 客廳
M Bath = Master Bathroom = 主人浴室
Master Bedroom = 主人睡房
MV = Mechanical Ventilation = 機械通風
Pantry = 備餐間
PD = Pipe Duct = 喉管管道槽
Planter = 花槽
Ramp = 斜路
RS / MRR = Refuse Storage / Material Recovery Room = 垃圾及物料回收房
Roof = 天台
Store / Sto = Store = 儲物房
Study = Study Room = 書房
TD = Telephone Duct = 電話線槽
T / Lav = Toilet / Lavatory = 洗手間
Top of A/C = Top of Cover for Air Conditioner = 下層空調機蓋頂
Top of BW = Top of Bay Window = 下層窗台頂

U = Up = 上
Upper Roof = 天台高層
UP = Utility Platform = 工作平台
UP Above = Utility Platform Above = 上層工作平台
Void = 中空
WMC = Water Meter Cabinet = 水錶箱

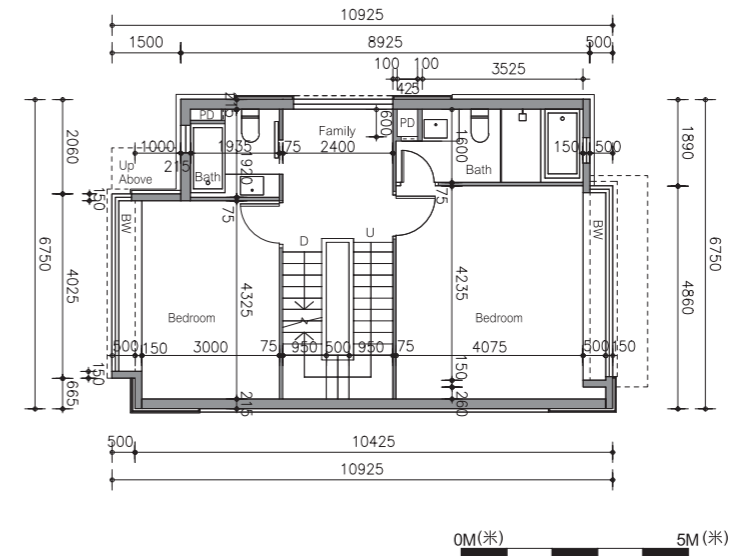
1. Floor-to-floor height (refer to the height between the top surface of the structural slab of a floor and the top surface of the structural slab of its immediate upper floor) : G/F is 4.2m, 1/F is 3.325m & 3.5m, 2/F is 3.5m, stairhood is 2.5m.
層與層之間的高度(指該樓層之石屎地台面與上一層石屎地台面之高度距離)：地下為4.2米，一樓為3.325米及3.5米，二樓為3.5米，梯屋為2.5米。
2. The thickness of the floor slabs (excluding plaster) is 150mm, 175mm & 200mm.
樓板厚度(不包括灰泥)為150毫米，175毫米及200毫米。
3. The internal areas of the residential properties on the upper floors will generally be slightly larger than those on the lower floors because of the reducing thickness of the structural walls on the upper floors.
因住宅物業的較高樓層的結構牆的厚度遞減，較高樓層的內部面積，一般比較低樓層的內部面積稍大。
4. The dimensions in the floor plans are all structural dimensions in millimetre.
平面圖之尺規所列數字為以毫米標示之建築結構尺寸。

Floor plans of residential properties in the development 發展項目的住宅物業的樓面平面圖

House Number C1 洋房屋號C1 Floor Plan 平面圖



Ground Floor Plan
地下平面圖



1st Floor Plan
一樓平面圖

LEGEND 圖例

A/C = Air Conditioner Platform = 空調機平台
 A/C Above = Air Conditioner Platform Above = 上層空調機平台
 A/C Plant Room = Air Conditioning Plant Room = 空調機房
 AD = Air / Ventilation Duct = 空氣管道/通風槽
 AF = Architectural Feature = 建築裝飾
 AF Above = Architectural Feature Above = 上層建築裝飾
 Bal = Balcony = 露台
 Bal Above = Balcony Above = 上層露台
 Bath = Bathroom = 浴室
 BW = Bay Window = 窗台
 BW Above = Bay Window Above = 上層窗台
 Bedroom = 睡房
 Canopy = 簷篷
 Canopy Above = 上層簷篷
 CABD Room = Communal Aerial Broadcast Distribution Room
 = 公共天線系統房
 C Flat Roof = Common Flat Roof = 公用天台
 C Roof = Common Roof = 公用天台
 D = Down = 下
 Dining = Dining Room / Area = 飯廳
 ELV = Low Voltage Electrical Duct / Cabinet = 低電壓管道/箱
 EMC = Electrical Meter Cabinet = 電錶箱
 EMR = Electrical Meter Room = 電錶房
 Family = Family Room / Area = 起居室
 FH = Fire Hydrant = 消防栓

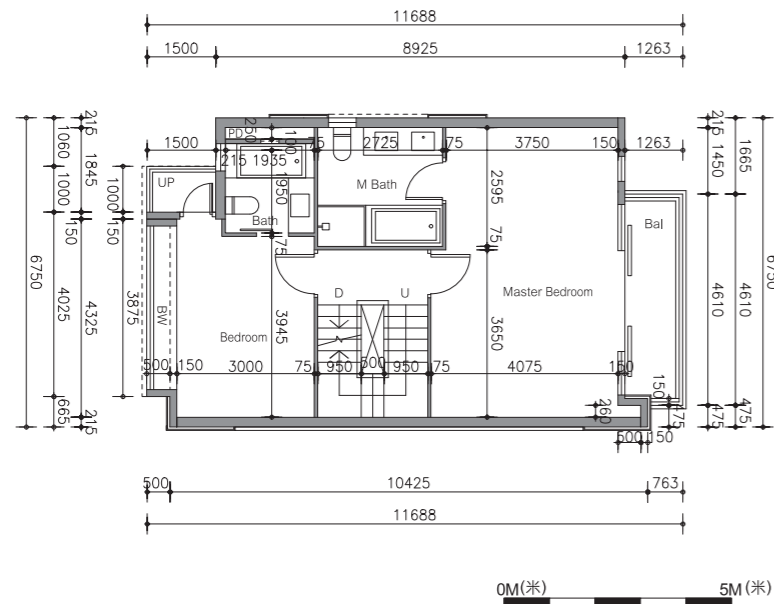
Flat Roof = 平台
 Floor Above = 上層樓面
 Garden = 花園
 HR = Hose Reel = 消防喉轆
 Kitchen = 廚房
 Lift = 升降機
 Lift Lobby = 升降機大堂
 Lift Machine Room = 升降機機房
 Living = Living Room / Area = 客廳
 M Bath = Master Bathroom = 主人浴室
 Master Bedroom = 主人睡房
 MV = Mechanical Ventilation = 機械通風
 Pantry = 備餐間
 PD = Pipe Duct = 喉管管道槽
 Planter = 花槽
 Ramp = 斜路
 RS / MRR = Refuse Storage / Material Recovery Room
 = 垃圾及物料回收房
 Roof = 天台
 Store / Sto = Store = 儲物房
 Study = Study Room = 書房
 TD = Telephone Duct = 電話線槽
 T / Lav = Toilet / Lavatory = 洗手間
 Top of A/C = Top of Cover for Air Conditioner = 下層空調機蓋頂
 Top of BW = Top of Bay Window = 下層窗台頂

U = Up = 上
 Upper Roof = 天台高層
 UP = Utility Platform = 工作平台
 UP Above = Utility Platform Above = 上層工作平台
 Void = 中空
 WMC = Water Meter Cabinet = 水錶箱

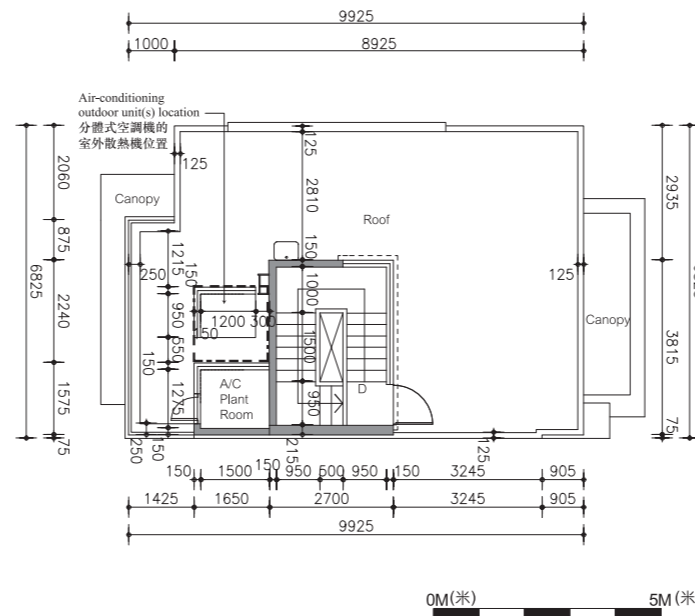
1. Floor-to-floor height (refer to the height between the top surface of the structural slab of a floor and the top surface of the structural slab of its immediate upper floor) : G/F is 4.2m, 1/F and 2/F is 3.5m, stairhood is 2.5m.
層與層之間的高度(指該樓層之石屎地台面與上一層石屎地台面之高度距離) : 地下為4.2米, 一樓及二樓為3.5米, 梯屋為2.5米。
2. The thickness of the floor slabs (excluding plaster) is 150mm & 200mm.
樓板厚度(不包括灰泥)為150毫米及200毫米。
3. The internal areas of the residential properties on the upper floors will generally be slightly larger than those on the lower floors because of the reducing thickness of the structural walls on the upper floors.
因住宅物業的較高樓層的結構牆的厚度遞減, 較高樓層的內部面積, 一般比較低樓層的內部面積稍大。
4. The dimensions in the floor plans are all structural dimensions in millimetre.
平面圖之尺規所列數字為以毫米標示之建築結構尺寸。

Floor plans of residential properties in the development 發展項目的住宅物業的樓面平面圖

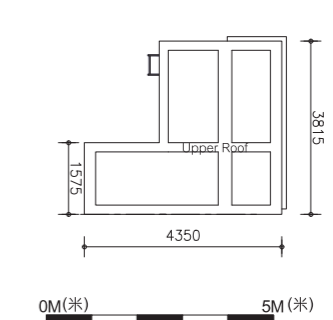
House Number C1 洋房屋號C1 Floor Plan 平面圖



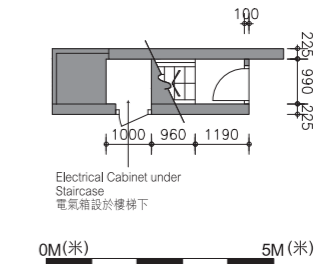
2nd Floor Plan
二樓平面圖



Roof Floor Plan
天台平面圖



Upper Roof Floor Plan
高層天台平面圖



Basement Floor Plan
地庫平面圖

Note: The air-conditioning outdoor unit(s) is/are located at the roof of the house.
備註：分體式空調機的室外散熱機安裝於此洋房天台內。

LEGEND 圖例

A/C = Air Conditioner Platform = 空調機平台
A/C Above = Air Conditioner Platform Above = 上層空調機平台
A/C Plant Room = Air Conditioning Plant Room = 空調機房
AD = Air / Ventilation Duct = 空氣管道/通風槽
AF = Architectural Feature = 建築裝飾
AF Above = Architectural Feature Above = 上層建築裝飾
Bal = Balcony = 露台
Bal Above = Balcony Above = 上層露台
Bath = Bathroom = 浴室
BW = Bay Window = 窗台
BW Above = Bay Window Above = 上層窗台
Bedroom = 睡房
Canopy = 簷篷
Canopy Above = 上層簷篷
CABD Room = Communal Aerial Broadcast Distribution Room = 公共天線系統房
C Flat Roof = Common Flat Roof = 公用平台
C Roof = Common Roof = 公用天台
D = Down = 下
Dining = Dining Room / Area = 飯廳
ELV = Low Voltage Electrical Duct / Cabinet = 低電壓管道/箱
EMC = Electrical Meter Cabinet = 電錶箱
EMR = Electrical Meter Room = 電錶房
Family = Family Room / Area = 起居室
FH = Fire Hydrant = 消防栓

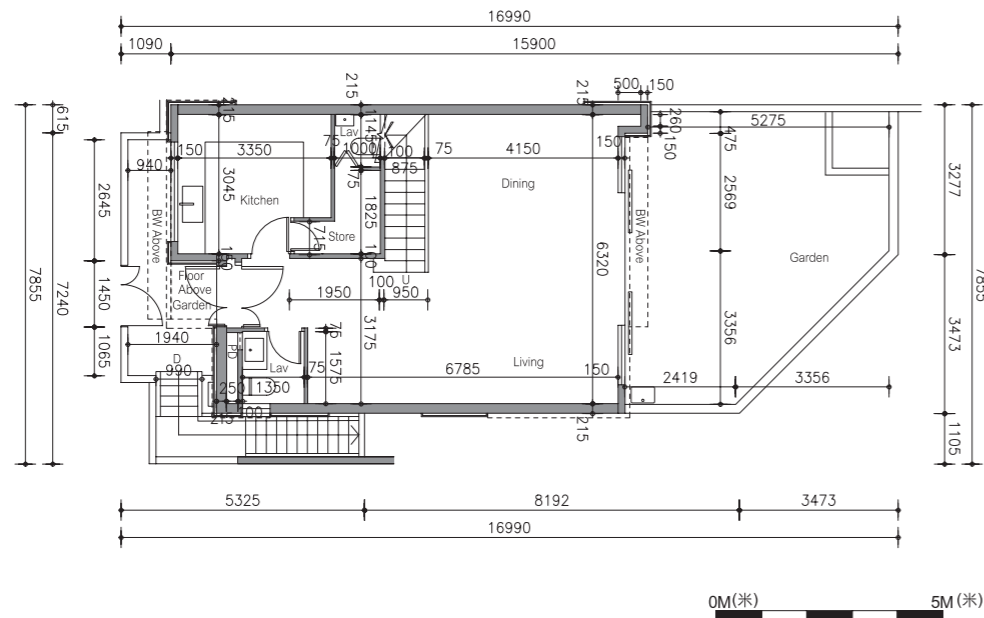
Flat Roof = 平台
Floor Above = 上層樓面
Garden = 花園
HR = Hose Reel = 消防喉轆
Kitchen = 廚房
Lift = 升降機
Lift Lobby = 升降機大堂
Lift Machine Room = 升降機機房
Living = Living Room / Area = 客廳
M Bath = Master Bathroom = 主人浴室
Master Bedroom = 主人睡房
MV = Mechanical Ventilation = 機械通風
Pantry = 備餐間
PD = Pipe Duct = 喉管管道槽
Planter = 花槽
Ramp = 斜路
RS / MRR = Refuse Storage / Material Recovery Room = 垃圾及物料回收房
Roof = 天台
Store / Sto = Store = 儲物房
Study = Study Room = 書房
TD = Telephone Duct = 電話線槽
T / Lav = Toilet / Lavatory = 洗手間
Top of A/C = Top of Cover for Air Conditioner = 下層空調機蓋頂
Top of BW = Top of Bay Window = 下層窗台頂

U = Up = 上
Upper Roof = 天台高層
UP = Utility Platform = 工作平台
UP Above = Utility Platform Above = 上層工作平台
Void = 中空
WMC = Water Meter Cabinet = 水錶箱

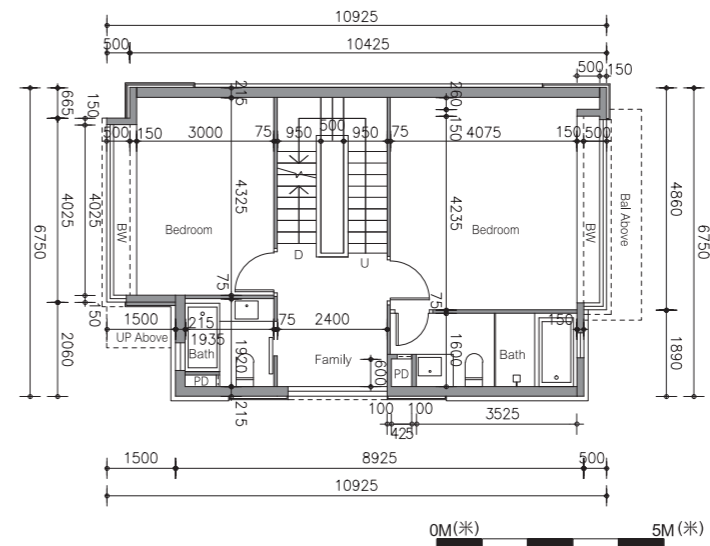
1. Floor-to-floor height (refer to the height between the top surface of the structural slab of a floor and the top surface of the structural slab of its immediate upper floor) : G/F is 4.2m, 1/F and 2/F is 3.5m, stairhood is 2.5m.
層與層之間的高度(指該樓層之石屎地台面與上一層石屎地台面之高度距離)：地下為4.2米，一樓及二樓為3.5米，梯屋為2.5米。
2. The thickness of the floor slabs (excluding plaster) is 150mm & 200mm.
樓板厚度(不包括灰泥)為150毫米及200毫米。
3. The internal areas of the residential properties on the upper floors will generally be slightly larger than those on the lower floors because of the reducing thickness of the structural walls on the upper floors.
因住宅物業的較高樓層的結構牆的厚度遞減，較高樓層的內部面積，一般比較低樓層的內部面積稍大。
4. The dimensions in the floor plans are all structural dimensions in millimetre.
平面圖之尺規所列數字為以毫米標示之建築結構尺寸。

Floor plans of residential properties in the development 發展項目的住宅物業的樓面平面圖

House Number C2 洋房屋號C2 Floor Plan 平面圖



Ground Floor Plan
地下平面圖



1st Floor Plan
一樓平面圖

LEGEND 圖例

A/C = Air Conditioner Platform = 空調機平台
 A/C Above = Air Conditioner Platform Above = 上層空調機平台
 A/C Plant Room = Air Conditioning Plant Room = 空調機房
 AD = Air / Ventilation Duct = 空氣管道/通風槽
 AF = Architectural Feature = 建築裝飾
 AF Above = Architectural Feature Above = 上層建築裝飾
 Bal = Balcony = 露台
 Bal Above = Balcony Above = 上層露台
 Bath = Bathroom = 浴室
 BW = Bay Window = 窗台
 BW Above = Bay Window Above = 上層窗台
 Bedroom = 睡房
 Canopy = 簷篷
 Canopy Above = 上層簷篷
 CABD Room = Communal Aerial Broadcast Distribution Room
 = 公共天線系統房
 C Flat Roof = Common Flat Roof = 公用平台
 C Roof = Common Roof = 公用天台
 D = Down = 下
 Dining = Dining Room / Area = 飯廳
 ELV = Low Voltage Electrical Duct / Cabinet = 低電壓管道/箱
 EMC = Electrical Meter Cabinet = 電錶箱
 EMR = Electrical Meter Room = 電錶房
 Family = Family Room / Area = 起居室
 FH = Fire Hydrant = 消防栓

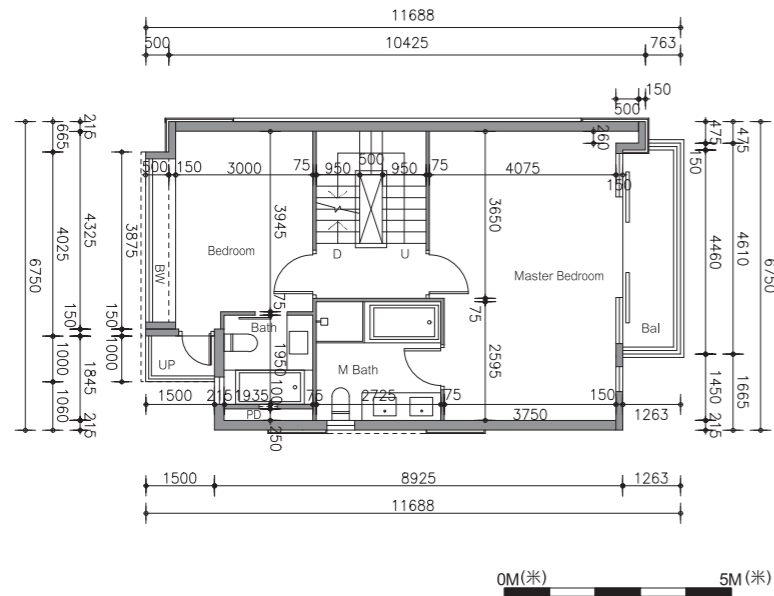
Flat Roof = 平台
 Floor Above = 上層樓面
 Garden = 花園
 HR = Hose Reel = 消防喉轆
 Kitchen = 廚房
 Lift = 升降機
 Lift Lobby = 升降機大堂
 Lift Machine Room = 升降機機房
 Living = Living Room / Area = 客廳
 M Bath = Master Bathroom = 主人浴室
 Master Bedroom = 主人睡房
 MV = Mechanical Ventilation = 機械通風
 Pantry = 備餐間
 PD = Pipe Duct = 喉管管道槽
 Planter = 花槽
 Ramp = 斜路
 RS / MRR = Refuse Storage / Material Recovery Room
 = 垃圾及物料回收房
 Roof = 天台
 Store / Sto = Store = 儲物房
 Study = Study Room = 書房
 TD = Telephone Duct = 電話線槽
 T / Lav = Toilet / Lavatory = 洗手間
 Top of A/C = Top of Cover for Air Conditioner = 下層空調機蓋頂
 Top of BW = Top of Bay Window = 下層窗台頂

U = Up = 上
 Upper Roof = 天台高層
 UP = Utility Platform = 工作平台
 UP Above = Utility Platform Above = 上層工作平台
 Void = 中空
 WMC = Water Meter Cabinet = 水錶箱

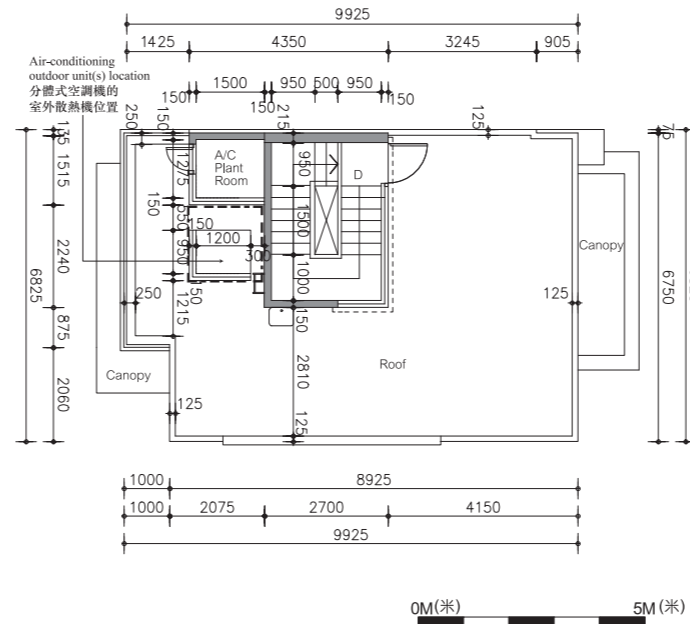
1. Floor-to-floor height (refer to the height between the top surface of the structural slab of a floor and the top surface of the structural slab of its immediate upper floor) : G/F is 4.2m, 1/F and 2/F is 3.5m, stairhood is 2.5m.
層與層之間的高度(指該樓層之石屎地台面與上一層石屎地台面之高度距離) : 地下為4.2米, 一樓及二樓為3.5米, 梯屋為2.5米。
2. The thickness of the floor slabs (excluding plaster) is 150mm & 200mm.
樓板厚度(不包括灰泥)為150毫米及200毫米。
3. The internal areas of the residential properties on the upper floors will generally be slightly larger than those on the lower floors because of the reducing thickness of the structural walls on the upper floors.
因住宅物業的較高樓層的結構牆的厚度遞減, 較高樓層的內部面積, 一般比較低樓層的內部面積稍大。
4. The dimensions in the floor plans are all structural dimensions in millimetre.
平面圖之尺規所列數字為以毫米標示之建築結構尺寸。

Floor plans of residential properties in the development 發展項目的住宅物業的樓面平面圖

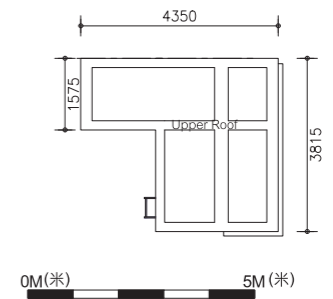
House Number C2 洋房屋號C2 Floor Plan 平面圖



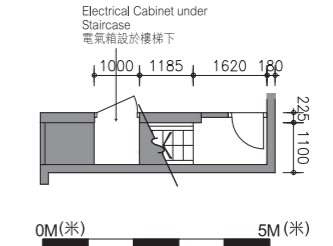
2nd Floor Plan
二樓平面圖



Roof Floor Plan
天台平面圖



Upper Roof Floor Plan
高層天台平面圖



Basement Floor Plan
地庫平面圖

Note: The air-conditioning outdoor unit(s) is/are located at the roof of the house.
備註：分體式空調機的室外散熱機安裝於此洋房天台內。

LEGEND 圖例

A/C = Air Conditioner Platform = 空調機平台
A/C Above = Air Conditioner Platform Above = 上層空調機平台
A/C Plant Room = Air Conditioning Plant Room = 空調機房
AD = Air / Ventilation Duct = 空氣管道/通風槽
AF = Architectural Feature = 建築裝飾
AF Above = Architectural Feature Above = 上層建築裝飾
Bal = Balcony = 露台
Bal Above = Balcony Above = 上層露台
Bath = Bathroom = 浴室
BW = Bay Window = 窗台
BW Above = Bay Window Above = 上層窗台
Bedroom = 睡房
Canopy = 簷篷
Canopy Above = 上層簷篷
CABD Room = Communal Aerial Broadcast Distribution Room = 公共天線系統房
C Flat Roof = Common Flat Roof = 公用平台
C Roof = Common Roof = 公用天台
D = Down = 下
Dining = Dining Room / Area = 飯廳
ELV = Low Voltage Electrical Duct / Cabinet = 低電壓管道/箱
EMC = Electrical Meter Cabinet = 電錶箱
EMR = Electrical Meter Room = 電錶房
Family = Family Room / Area = 起居室
FH = Fire Hydrant = 消防栓

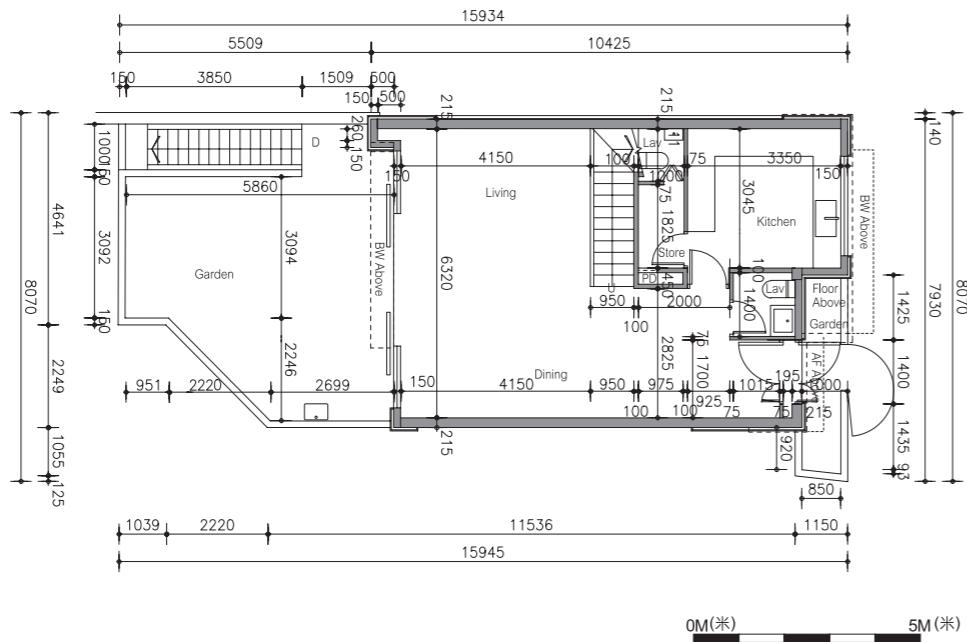
Flat Roof = 平台
Floor Above = 上層樓面
Garden = 花園
HR = Hose Reel = 消防喉轆
Kitchen = 廚房
Lift = 升降機
Lift Lobby = 升降機大堂
Lift Machine Room = 升降機機房
Living = Living Room / Area = 客廳
M Bath = Master Bathroom = 主人浴室
Master Bedroom = 主人睡房
MV = Mechanical Ventilation = 機械通風
Pantry = 備餐間
PD = Pipe Duct = 喉管管道槽
Planter = 花槽
Ramp = 斜路
RS / MRR = Refuse Storage / Material Recovery Room = 垃圾及物料回收房
Roof = 天台
Store / Sto = Store = 儲物房
Study = Study Room = 書房
TD = Telephone Duct = 電話線槽
T / Lav = Toilet / Lavatory = 洗手間
Top of A/C = Top of Cover for Air Conditioner = 下層空調機蓋頂
Top of BW = Top of Bay Window = 下層窗台頂

U = Up = 上
Upper Roof = 天台高層
UP = Utility Platform = 工作平台
UP Above = Utility Platform Above = 上層工作平台
Void = 中空
WMC = Water Meter Cabinet = 水錶箱

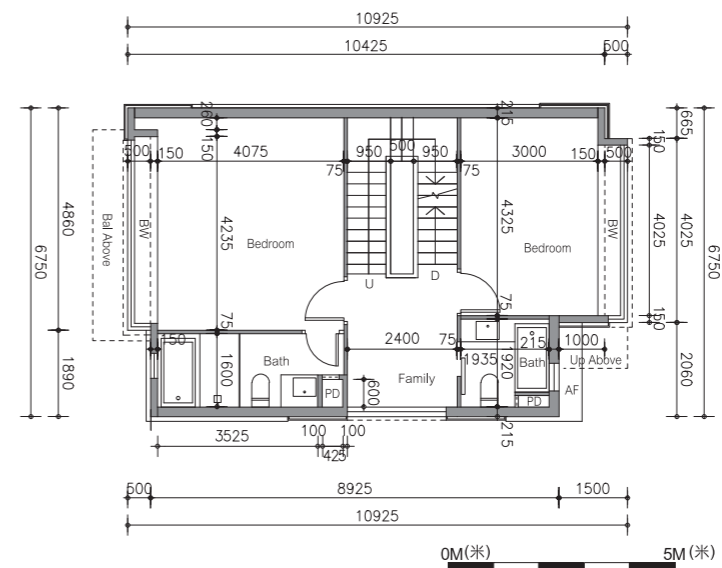
1. Floor-to-floor height (refer to the height between the top surface of the structural slab of a floor and the top surface of the structural slab of its immediate upper floor): G/F is 4.2m, 1/F and 2/F is 3.5m, stairhood is 2.5m.
層與層之間的高度(指該樓層之石屎地台面與上一層石屎地台面之高度距離): 地下為4.2米, 一樓及二樓為3.5米, 梯屋為2.5米。
2. The thickness of the floor slabs (excluding plaster) is 150mm & 200mm.
樓板厚度(不包括灰泥)為150毫米及200毫米。
3. The internal areas of the residential properties on the upper floors will generally be slightly larger than those on the lower floors because of the reducing thickness of the structural walls on the upper floors.
因住宅物業的較高樓層的結構牆的厚度遞減, 較高樓層的內部面積, 一般比較低樓層的內部面積稍大。
4. The dimensions in the floor plans are all structural dimensions in millimetre.
平面圖之尺規所列數字為以毫米標示之建築結構尺寸。

Floor plans of residential properties in the development 發展項目的住宅物業的樓面平面圖

House Number C3 洋房屋號C3 Floor Plan 平面圖



Ground Floor Plan
地下平面圖



1st Floor Plan
一樓平面圖

LEGEND 圖例

A/C = Air Conditioner Platform = 空調機平台
 A/C Above = Air Conditioner Platform Above = 上層空調機平台
 A/C Plant Room = Air Conditioning Plant Room = 空調機房
 AD = Air / Ventilation Duct = 空氣管道/通風槽
 AF = Architectural Feature = 建築裝飾
 AF Above = Architectural Feature Above = 上層建築裝飾
 Bal = Balcony = 露台
 Bal Above = Balcony Above = 上層露台
 Bath = Bathroom = 浴室
 BW = Bay Window = 窗台
 BW Above = Bay Window Above = 上層窗台
 Bedroom = 睡房
 Canopy = 簷篷
 Canopy Above = 上層簷篷
 CABD Room = Communal Aerial Broadcast Distribution Room
 = 公共天線系統房
 C Flat Roof = Common Flat Roof = 公用天台
 C Roof = Common Roof = 公用天台
 D = Down = 下
 Dining = Dining Room / Area = 飯廳
 ELV = Low Voltage Electrical Duct / Cabinet = 低電壓管道/箱
 EMC = Electrical Meter Cabinet = 電錶箱
 EMR = Electrical Meter Room = 電錶房
 Family = Family Room / Area = 起居室
 FH = Fire Hydrant = 消防栓

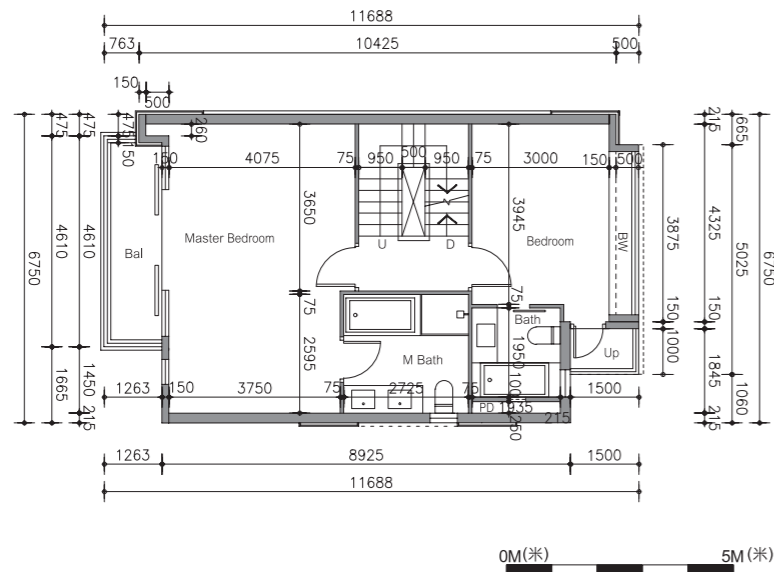
Flat Roof = 平台
 Floor Above = 上層樓面
 Garden = 花園
 HR = Hose Reel = 消防喉轆
 Kitchen = 廚房
 Lift = 升降機
 Lift Lobby = 升降機大堂
 Lift Machine Room = 升降機機房
 Living = Living Room / Area = 客廳
 M Bath = Master Bathroom = 主人浴室
 Master Bedroom = 主人睡房
 MV = Mechanical Ventilation = 機械通風
 Pantry = 備餐間
 PD = Pipe Duct = 喉管管道槽
 Planter = 花槽
 Ramp = 斜路
 RS / MRR = Refuse Storage / Material Recovery Room
 = 垃圾及物料回收房
 Roof = 天台
 Store / Sto = Store = 儲物房
 Study = Study Room = 書房
 TD = Telephone Duct = 電話線槽
 T / Lav = Toilet / Lavatory = 洗手間
 Top of A/C = Top of Cover for Air Conditioner = 下層空調機蓋頂
 Top of BW = Top of Bay Window = 下層窗台頂

U = Up = 上
 Upper Roof = 天台高層
 UP = Utility Platform = 工作平台
 UP Above = Utility Platform Above = 上層工作平台
 Void = 中空
 WMC = Water Meter Cabinet = 水錶箱

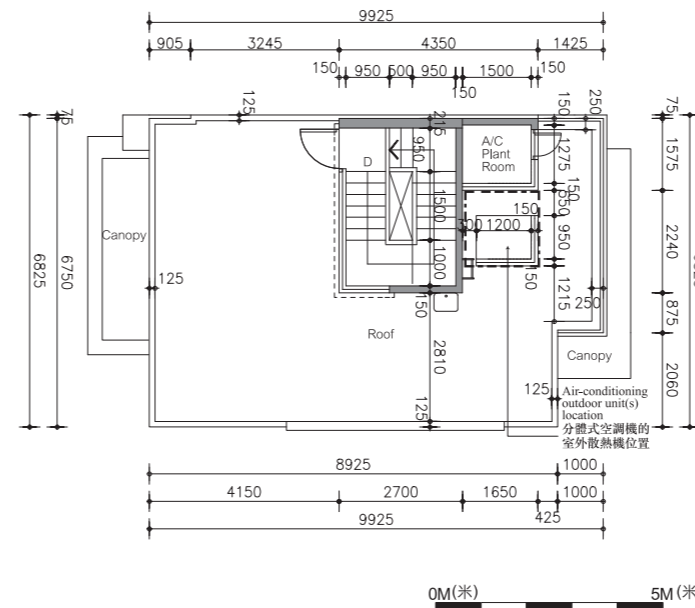
1. Floor-to-floor height (refer to the height between the top surface of the structural slab of a floor and the top surface of the structural slab of its immediate upper floor) : G/F is 4.2m, 1/F and 2/F is 3.5m, stairhood is 2.5m.
層與層之間的高度(指該樓層之石屎地台面與上一層石屎地台面之高度距離) : 地下為4.2米, 一樓及二樓為3.5米, 梯屋為2.5米。
2. The thickness of the floor slabs (excluding plaster) is 150mm & 200mm.
樓板厚度(不包括灰泥)為150毫米及200毫米。
3. The internal areas of the residential properties on the upper floors will generally be slightly larger than those on the lower floors because of the reducing thickness of the structural walls on the upper floors.
因住宅物業的較高樓層的結構牆的厚度遞減, 較高樓層的內部面積, 一般比較低樓層的內部面積稍大。
4. The dimensions in the floor plans are all structural dimensions in millimetre.
平面圖之尺規所列數字為以毫米標示之建築結構尺寸。

Floor plans of residential properties in the development 發展項目的住宅物業的樓面平面圖

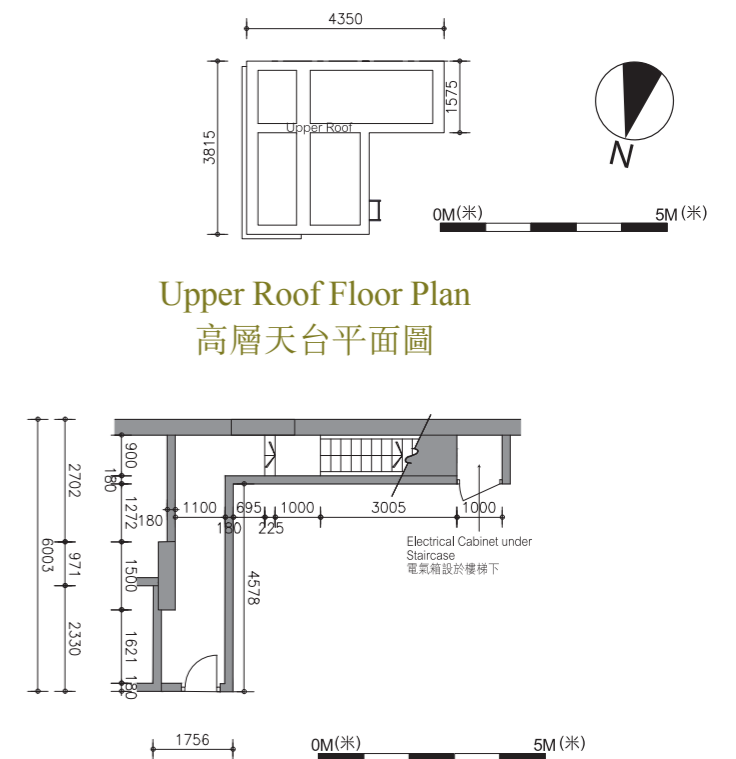
House Number C3 洋房屋號C3 Floor Plan 平面圖



2nd Floor Plan
二樓平面圖



Roof Floor Plan
天台平面圖



Upper Roof Floor Plan
高層天台平面圖

Basement Floor Plan
地庫平面圖

Note: The air-conditioning outdoor unit(s) is/are located at the roof of the house.
備註：分體式空調機的室外散熱機安裝於此洋房天台內。

LEGEND 圖例

A/C = Air Conditioner Platform = 空調機平台
A/C Above = Air Conditioner Platform Above = 上層空調機平台
A/C Plant Room = Air Conditioning Plant Room = 空調機房
AD = Air / Ventilation Duct = 空氣管道/通風槽
AF = Architectural Feature = 建築裝飾
AF Above = Architectural Feature Above = 上層建築裝飾
Bal = Balcony = 露台
Bal Above = Balcony Above = 上層露台
Bath = Bathroom = 浴室
BW = Bay Window = 窗台
BW Above = Bay Window Above = 上層窗台
Bedroom = 睡房
Canopy = 簷篷
Canopy Above = 上層簷篷
CABD Room = Communal Aerial Broadcast Distribution Room = 公共天線系統房
C Flat Roof = Common Flat Roof = 公用平台
C Roof = Common Roof = 公用天台
D = Down = 下
Dining = Dining Room / Area = 飯廳
ELV = Low Voltage Electrical Duct / Cabinet = 低電壓管道/箱
EMC = Electrical Meter Cabinet = 電錶箱
EMR = Electrical Meter Room = 電錶房
Family = Family Room / Area = 起居室
FH = Fire Hydrant = 消防栓

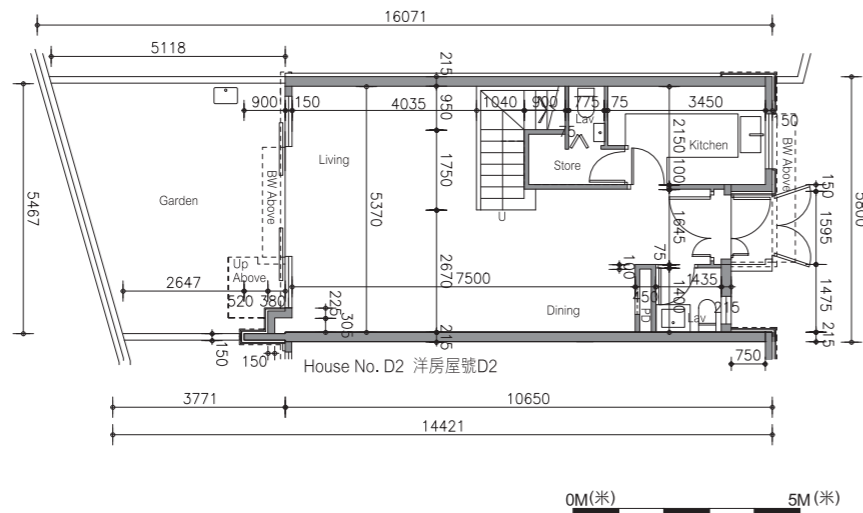
Flat Roof = 平台
Floor Above = 上層樓面
Garden = 花園
HR = Hose Reel = 消防喉轆
Kitchen = 廚房
Lift = 升降機
Lift Lobby = 升降機大堂
Lift Machine Room = 升降機機房
Living = Living Room / Area = 客廳
M Bath = Master Bathroom = 主人浴室
Master Bedroom = 主人睡房
MV = Mechanical Ventilation = 機械通風
Pantry = 備餐間
PD = Pipe Duct = 喉管管道槽
Planter = 花槽
Ramp = 斜路
RS / MRR = Refuse Storage / Material Recovery Room = 垃圾及物料回收房
Roof = 天台
Store / Sto = Store = 儲物房
Study = Study Room = 書房
TD = Telephone Duct = 電話線槽
T / Lav = Toilet / Lavatory = 洗手間
Top of A/C = Top of Cover for Air Conditioner = 下層空調機蓋頂
Top of BW = Top of Bay Window = 下層窗台頂

U = Up = 上
Upper Roof = 天台高層
UP = Utility Platform = 工作平台
UP Above = Utility Platform Above = 上層工作平台
Void = 中空
WMC = Water Meter Cabinet = 水錶箱

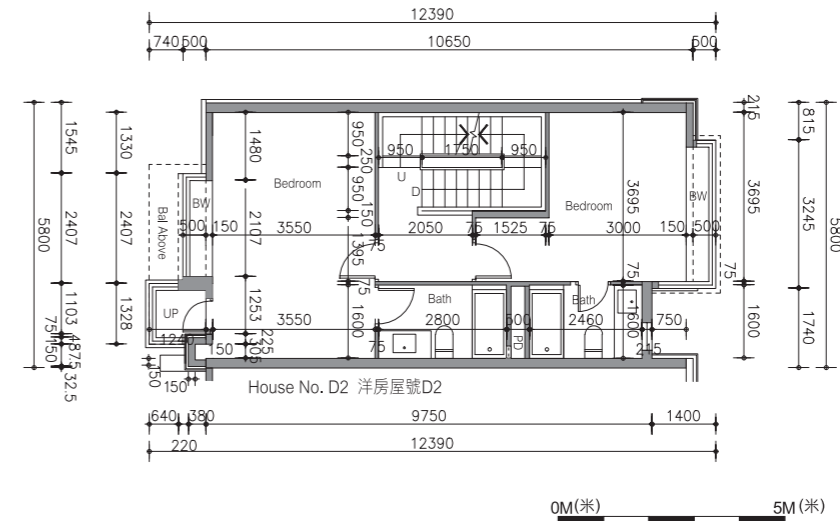
1. Floor-to-floor height (refer to the height between the top surface of the structural slab of a floor and the top surface of the structural slab of its immediate upper floor): G/F is 4.2m, 1/F and 2/F is 3.5m, stairhood is 2.5m.
層與層之間的高度(指該樓層之石屎地台面與上一層石屎地台面之高度距離): 地下為4.2米, 一樓及二樓為3.5米, 梯屋為2.5米。
2. The thickness of the floor slabs (excluding plaster) is 150mm & 200mm.
樓板厚度(不包括灰泥)為150毫米及200毫米。
3. The internal areas of the residential properties on the upper floors will generally be slightly larger than those on the lower floors because of the reducing thickness of the structural walls on the upper floors.
因住宅物業的較高樓層的結構牆的厚度遞減, 較高樓層的內部面積, 一般比較低樓層的內部面積稍大。
4. The dimensions in the floor plans are all structural dimensions in millimetre.
平面圖之尺規所列數字為以毫米標示之建築結構尺寸。

Floor plans of residential properties in the development 發展項目的住宅物業的樓面平面圖

House Number D1 洋房屋號D1 Floor Plan 平面圖



Ground Floor Plan
地下平面圖



1st Floor Plan
一樓平面圖

LEGEND 圖例

A/C = Air Conditioner Platform = 空調機平台
 A/C Above = Air Conditioner Platform Above = 上層空調機平台
 A/C Plant Room = Air Conditioning Plant Room = 空調機房
 AD = Air / Ventilation Duct = 空氣管道/通風槽
 AF = Architectural Feature = 建築裝飾
 AF Above = Architectural Feature Above = 上層建築裝飾
 Bal = Balcony = 露台
 Bal Above = Balcony Above = 上層露台
 Bath = Bathroom = 浴室
 BW = Bay Window = 窗台
 BW Above = Bay Window Above = 上層窗台
 Bedroom = 睡房
 Canopy = 簷篷
 Canopy Above = 上層簷篷
 CABD Room = Communal Aerial Broadcast Distribution Room
 = 公共天線系統房
 C Flat Roof = Common Flat Roof = 公用平台
 C Roof = Common Roof = 公用天台
 D = Down = 下
 Dining = Dining Room / Area = 飯廳
 ELV = Low Voltage Electrical Duct / Cabinet = 低電壓管道/箱
 EMC = Electrical Meter Cabinet = 電錶箱
 EMR = Electrical Meter Room = 電錶房
 Family = Family Room / Area = 起居室
 FH = Fire Hydrant = 消防栓

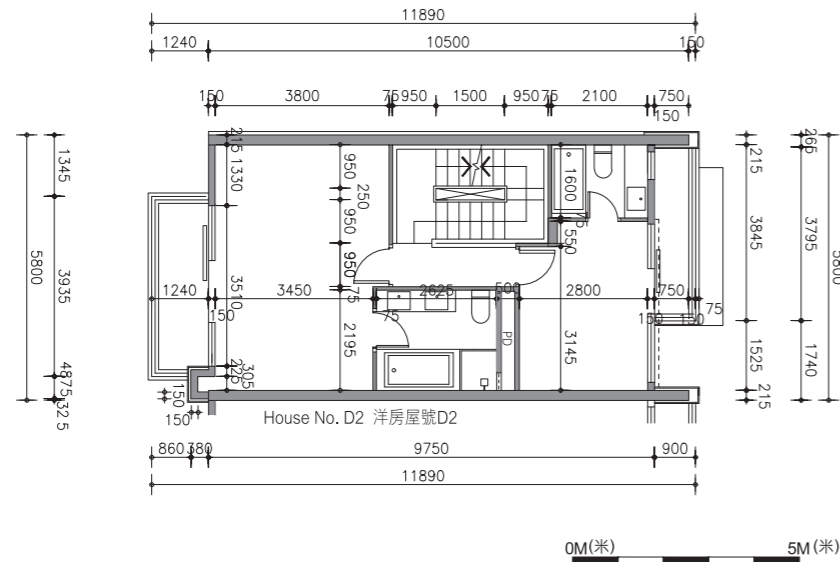
Flat Roof = 平台
 Floor Above = 上層樓面
 Garden = 花園
 HR = Hose Reel = 消防喉轆
 Kitchen = 廚房
 Lift = 升降機
 Lift Lobby = 升降機大堂
 Lift Machine Room = 升降機機房
 Living = Living Room / Area = 客廳
 M Bath = Master Bathroom = 主人浴室
 Master Bedroom = 主人睡房
 MV = Mechanical Ventilation = 機械通風
 Pantry = 備餐間
 PD = Pipe Duct = 喉管管道槽
 Planter = 花槽
 Ramp = 斜路
 RS / MRR = Refuse Storage / Material Recovery Room
 = 垃圾及物料回收房
 Roof = 天台
 Store / Sto = Store = 儲物房
 Study = Study Room = 書房
 TD = Telephone Duct = 電話線槽
 T / Lav = Toilet / Lavatory = 洗手間
 Top of A/C = Top of Cover for Air Conditioner = 下層空調機蓋頂
 Top of BW = Top of Bay Window = 下層窗台頂

U = Up = 上
 Upper Roof = 天台高層
 UP = Utility Platform = 工作平台
 UP Above = Utility Platform Above = 上層工作平台
 Void = 中空
 WMC = Water Meter Cabinet = 水錶箱

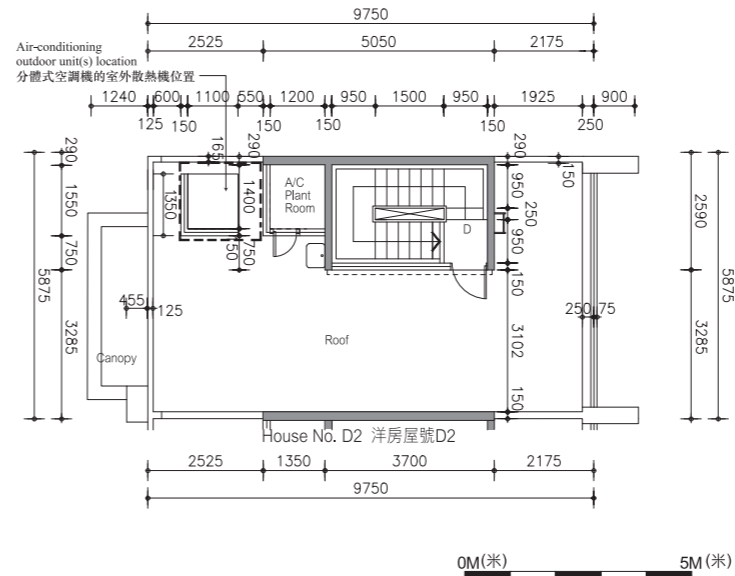
1. Floor-to-floor height (refer to the height between the top surface of the structural slab of a floor and the top surface of the structural slab of its immediate upper floor) : G/F is 4.2m, 1/F is 3.125m & 3.3m, 2/F is 3.5m, stairhood is 2.5m.
層與層之間的高度（指該樓層之石屎地台面與上一層石屎地台面之高度距離）：地下為4.2米，一樓為3.125米及3.3米，二樓為3.5米，梯屋為2.5米。
2. The thickness of the floor slabs (excluding plaster) is 150mm & 200mm.
樓板厚度（不包括灰泥）為150毫米及200毫米。
3. The internal areas of the residential properties on the upper floors will generally be slightly larger than those on the lower floors because of the reducing thickness of the structural walls on the upper floors. 因住宅物業的較高樓層的結構牆的厚度遞減，較高樓層的內部面積，一般比較低樓層的內部面積稍大。
4. The dimensions in the floor plans are all structural dimensions in millimetre.
平面圖之尺規所列數字為以毫米標示之建築結構尺寸。

Floor plans of residential properties in the development 發展項目的住宅物業的樓面平面圖

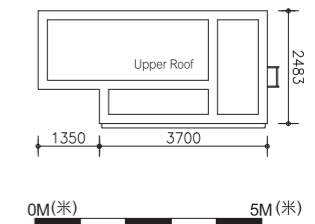
House Number D1 洋房屋號D1 Floor Plan 平面圖



2nd Floor Plan
二樓平面圖



Roof Floor Plan
天台平面圖



Upper Roof Floor Plan
高層天台平面圖

Note: The air-conditioning outdoor unit(s) is/are located at the roof of the house.
備註：分體式空調機的室外散熱機安裝於此洋房天台內。

LEGEND 圖例

A/C = Air Conditioner Platform = 空調機平台
A/C Above = Air Conditioner Platform Above = 上層空調機平台
A/C Plant Room = Air Conditioning Plant Room = 空調機房
AD = Air / Ventilation Duct = 空氣管道/通風槽
AF = Architectural Feature = 建築裝飾
AF Above = Architectural Feature Above = 上層建築裝飾
Bal = Balcony = 露台
Bal Above = Balcony Above = 上層露台
Bath = Bathroom = 浴室
BW = Bay Window = 窗台
BW Above = Bay Window Above = 上層窗台
Bedroom = 睡房
Canopy = 簷篷
Canopy Above = 上層簷篷
CABD Room = Communal Aerial Broadcast Distribution Room = 公共天線系統房
C Flat Roof = Common Flat Roof = 公用平台
C Roof = Common Roof = 公用天台
D = Down = 下
Dining = Dining Room / Area = 飯廳
ELV = Low Voltage Electrical Duct / Cabinet = 低電壓管道/箱
EMC = Electrical Meter Cabinet = 電錶箱
EMR = Electrical Meter Room = 電錶房
Family = Family Room / Area = 起居室
FH = Fire Hydrant = 消防栓

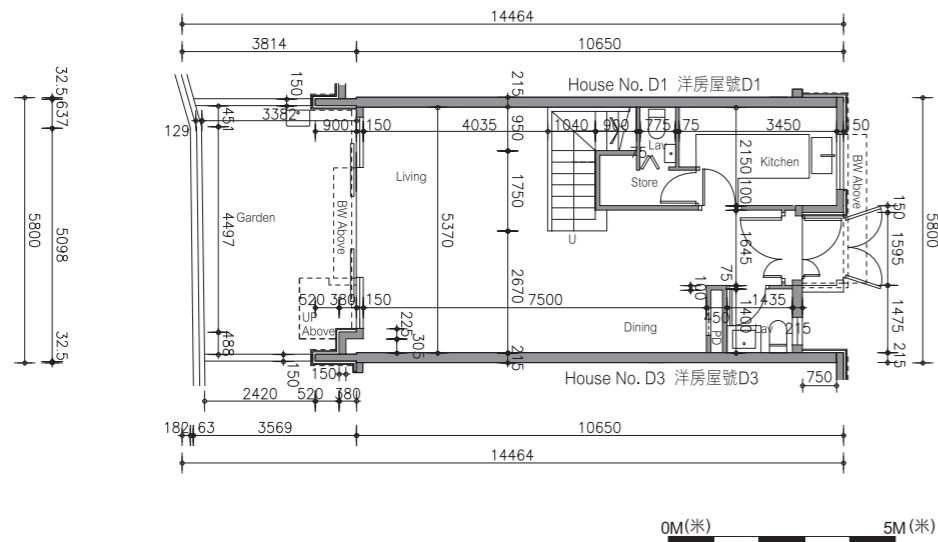
Flat Roof = 平台
Floor Above = 上層樓面
Garden = 花園
HR = Hose Reel = 消防喉轆
Kitchen = 廚房
Lift = 升降機
Lift Lobby = 升降機大堂
Lift Machine Room = 升降機機房
Living = Living Room / Area = 客廳
M Bath = Master Bathroom = 主人浴室
Master Bedroom = 主人睡房
MV = Mechanical Ventilation = 機械通風
Pantry = 備餐間
PD = Pipe Duct = 喉管管道槽
Planter = 花槽
Ramp = 斜路
RS / MRR = Refuse Storage / Material Recovery Room = 垃圾及物料回收房
Roof = 天台
Store / Sto = Store = 儲物房
Study = Study Room = 書房
TD = Telephone Duct = 電話線槽
T / Lav = Toilet / Lavatory = 洗手間
Top of A/C = Top of Cover for Air Conditioner = 下層空調機蓋頂
Top of BW = Top of Bay Window = 下層窗台頂

U = Up = 上
Upper Roof = 天台高層
UP = Utility Platform = 工作平台
UP Above = Utility Platform Above = 上層工作平台
Void = 中空
WMC = Water Meter Cabinet = 水錶箱

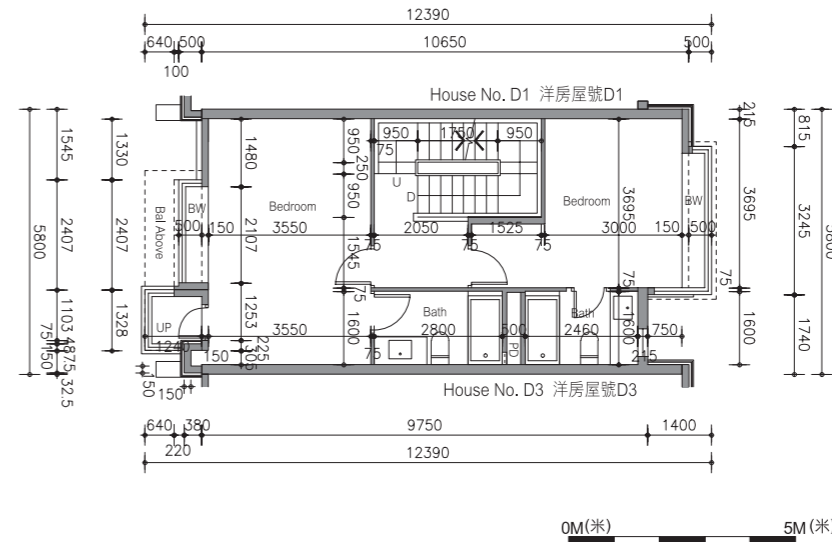
1. Floor-to-floor height (refer to the height between the top surface of the structural slab of a floor and the top surface of the structural slab of its immediate upper floor): G/F is 4.2m, 1/F is 3.125m & 3.3m, 2/F is 3.5m, stairhood is 2.5m.
層與層之間的高度(指該樓層之石屎地台面與上一層石屎地台面之高度距離): 地下為4.2米, 一樓為3.125米及3.3米, 二樓為3.5米, 梯屋為2.5米。
2. The thickness of the floor slabs (excluding plaster) is 150mm & 200mm.
樓板厚度(不包括灰泥)為150毫米及200毫米。
3. The internal areas of the residential properties on the upper floors will generally be slightly larger than those on the lower floors because of the reducing thickness of the structural walls on the upper floors. 因住宅物業的較高樓層的結構牆的厚度遞減, 較高樓層的內部面積, 一般比較低樓層的內部面積稍大。
4. The dimensions in the floor plans are all structural dimensions in millimetre.
平面圖之尺規所列數字為以毫米標示之建築結構尺寸。

Floor plans of residential properties in the development 發展項目的住宅物業的樓面平面圖

House Number D2 洋房屋號D2 Floor Plan 平面圖



Ground Floor Plan
地下平面圖



1st Floor Plan
一樓平面圖

LEGEND 圖例

A/C = Air Conditioner Platform = 空調機平台
 A/C Above = Air Conditioner Platform Above = 上層空調機平台
 A/C Plant Room = Air Conditioning Plant Room = 空調機房
 AD = Air / Ventilation Duct = 空氣管道/通風槽
 AF = Architectural Feature = 建築裝飾
 AF Above = Architectural Feature Above = 上層建築裝飾
 Bal = Balcony = 露台
 Bal Above = Balcony Above = 上層露台
 Bath = Bathroom = 浴室
 BW = Bay Window = 窗台
 BW Above = Bay Window Above = 上層窗台
 Bedroom = 睡房
 Canopy = 簷篷
 Canopy Above = 上層簷篷
 CABD Room = Communal Aerial Broadcast Distribution Room
 = 公共天線系統房
 C Flat Roof = Common Flat Roof = 公用天台
 C Roof = Common Roof = 公用天台
 D = Down = 下
 Dining = Dining Room / Area = 飯廳
 ELV = Low Voltage Electrical Duct / Cabinet = 低電壓管道/箱
 EMC = Electrical Meter Cabinet = 電錶箱
 EMR = Electrical Meter Room = 電錶房
 Family = Family Room / Area = 起居室
 FH = Fire Hydrant = 消防栓

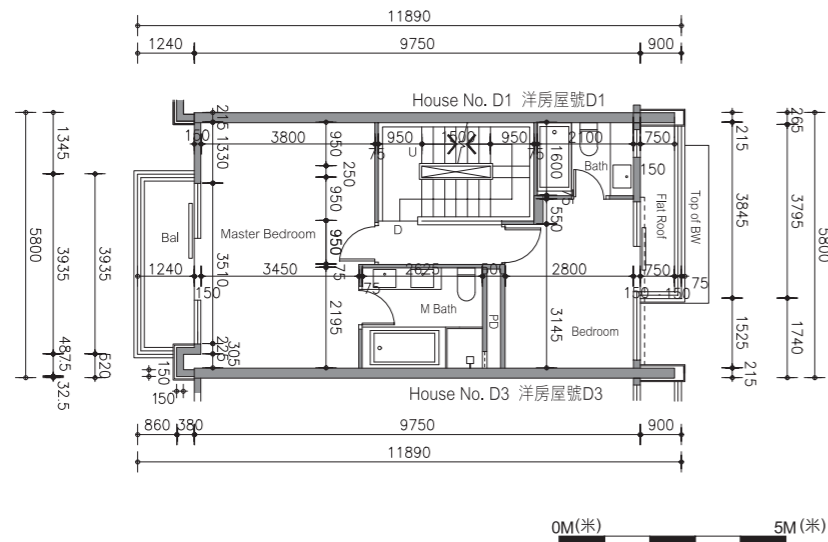
Flat Roof = 平台
 Floor Above = 上層樓面
 Garden = 花園
 HR = Hose Reel = 消防喉轆
 Kitchen = 廚房
 Lift = 升降機
 Lift Lobby = 升降機大堂
 Lift Machine Room = 升降機機房
 Living = Living Room / Area = 客廳
 M Bath = Master Bathroom = 主人浴室
 Master Bedroom = 主人睡房
 MV = Mechanical Ventilation = 機械通風
 Pantry = 備餐間
 PD = Pipe Duct = 喉管管道槽
 Planter = 花槽
 Ramp = 斜路
 RS / MRR = Refuse Storage / Material Recovery Room
 = 垃圾及物料回收房
 Roof = 天台
 Store / Sto = Store = 儲物房
 Study = Study Room = 書房
 TD = Telephone Duct = 電話線槽
 T / Lav = Toilet / Lavatory = 洗手間
 Top of A/C = Top of Cover for Air Conditioner = 下層空調機蓋頂
 Top of BW = Top of Bay Window = 下層窗台頂

U = Up = 上
 Upper Roof = 天台高層
 UP = Utility Platform = 工作平台
 UP Above = Utility Platform Above = 上層工作平台
 Void = 中空
 WMC = Water Meter Cabinet = 水錶箱

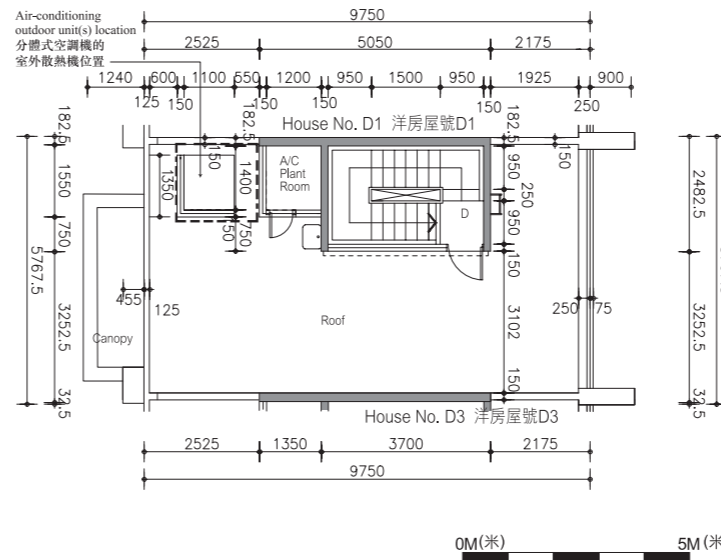
1. Floor-to-floor height (refer to the height between the top surface of the structural slab of a floor and the top surface of the structural slab of its immediate upper floor) : G/F is 4.2m, 1/F is 3.125m & 3.3m, 2/F is 3.5m, stairhood is 2.5m.
層與層之間的高度(指該樓層之石屎地台面與上一層石屎地台面之高度距離) : 地下為4.2米, 一樓為3.125米及3.3米, 二樓為3.5米, 梯屋為2.5米。
2. The thickness of the floor slabs (excluding plaster) is 150mm & 200mm.
樓板厚度(不包括灰泥)為150毫米及200毫米。
3. The internal areas of the residential properties on the upper floors will generally be slightly larger than those on the lower floors because of the reducing thickness of the structural walls on the upper floors.
因住宅物業的較高樓層的結構牆的厚度遞減, 較高樓層的內部面積, 一般比較低樓層的內部面積稍大。
4. The dimensions in the floor plans are all structural dimensions in millimetre.
平面圖之尺規所列數字為以毫米標示之建築結構尺寸。

Floor plans of residential properties in the development 發展項目的住宅物業的樓面平面圖

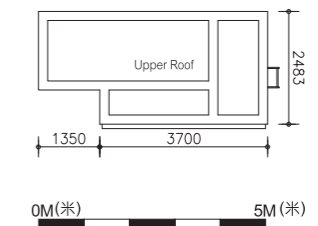
House Number D2 洋房屋號D2 Floor Plan 平面圖



2nd Floor Plan
二樓平面圖



Roof Floor Plan
天台平面圖



Upper Roof Floor Plan
高層天台平面圖

Note: The air-conditioning outdoor unit(s) is/are located at the roof of the house.
備註：分體式空調機的室外散熱機安裝於此洋房天台內。

LEGEND 圖例

A/C = Air Conditioner Platform = 空調機平台
A/C Above = Air Conditioner Platform Above = 上層空調機平台
A/C Plant Room = Air Conditioning Plant Room = 空調機房
AD = Air / Ventilation Duct = 空氣管道/通風槽
AF = Architectural Feature = 建築裝飾
AF Above = Architectural Feature Above = 上層建築裝飾
Bal = Balcony = 露台
Bal Above = Balcony Above = 上層露台
Bath = Bathroom = 浴室
BW = Bay Window = 窗台
BW Above = Bay Window Above = 上層窗台
Bedroom = 睡房
Canopy = 簷篷
Canopy Above = 上層簷篷
CABD Room = Communal Aerial Broadcast Distribution Room = 公共天線系統房
C Flat Roof = Common Flat Roof = 公用平台
C Roof = Common Roof = 公用天台
D = Down = 下
Dining = Dining Room / Area = 飯廳
ELV = Low Voltage Electrical Duct / Cabinet = 低電壓管道/箱
EMC = Electrical Meter Cabinet = 電錶箱
EMR = Electrical Meter Room = 電錶房
Family = Family Room / Area = 起居室
FH = Fire Hydrant = 消防栓

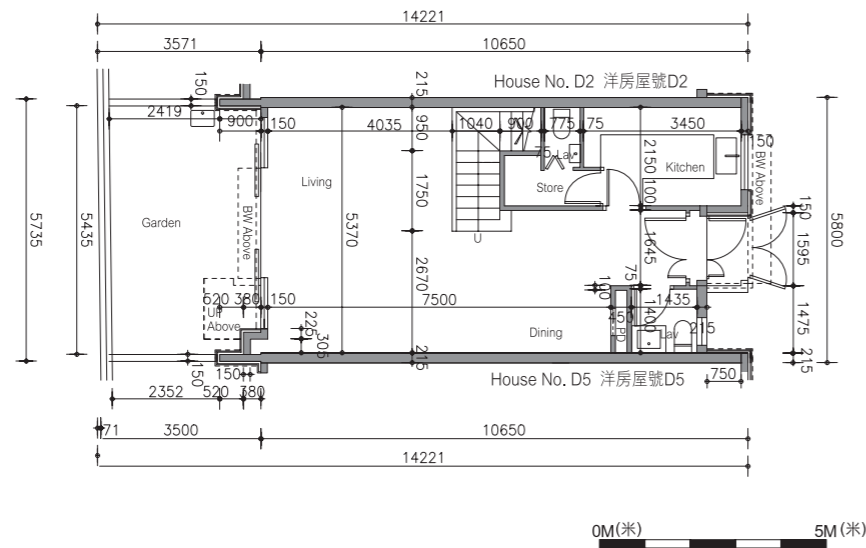
Flat Roof = 平台
Floor Above = 上層樓面
Garden = 花園
HR = Hose Reel = 消防喉轆
Kitchen = 廚房
Lift = 升降機
Lift Lobby = 升降機大堂
Lift Machine Room = 升降機機房
Living = Living Room / Area = 客廳
M Bath = Master Bathroom = 主人浴室
Master Bedroom = 主人睡房
MV = Mechanical Ventilation = 機械通風
Pantry = 備餐間
PD = Pipe Duct = 喉管管道槽
Planter = 花槽
Ramp = 斜路
RS / MRR = Refuse Storage / Material Recovery Room = 垃圾及物料回收房
Roof = 天台
Store / Sto = Store = 儲物房
Study = Study Room = 書房
TD = Telephone Duct = 電話線槽
T / Lav = Toilet / Lavatory = 洗手間
Top of A/C = Top of Cover for Air Conditioner = 下層空調機蓋頂
Top of BW = Top of Bay Window = 下層窗台頂

U = Up = 上
Upper Roof = 天台高層
UP = Utility Platform = 工作平台
UP Above = Utility Platform Above = 上層工作平台
Void = 中空
WMC = Water Meter Cabinet = 水錶箱

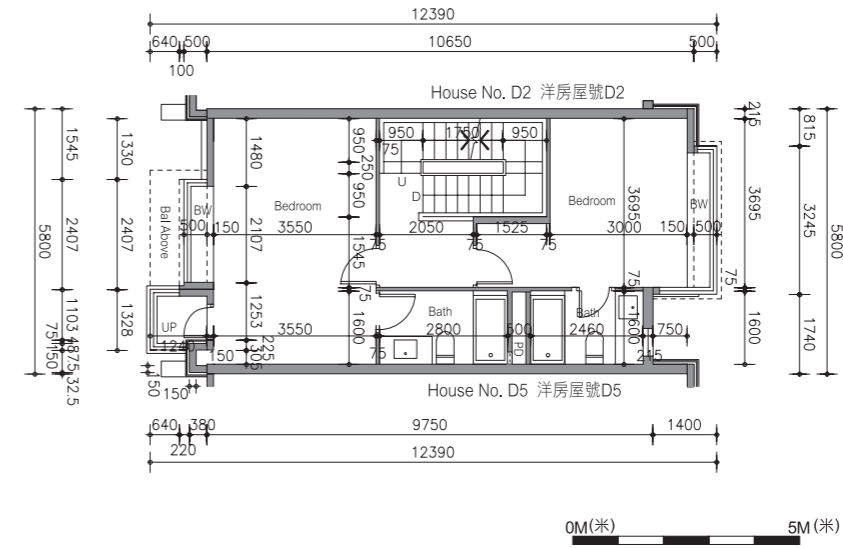
1. Floor-to-floor height (refer to the height between the top surface of the structural slab of a floor and the top surface of the structural slab of its immediate upper floor): G/F is 4.2m, 1/F is 3.125m & 3.3m, 2/F is 3.5m, stairhood is 2.5m.
層與層之間的高度(指該樓層之石屎地台面與上一層石屎地台面之高度距離): 地下為4.2米, 一樓為3.125米及3.3米, 二樓為3.5米, 梯屋為2.5米。
2. The thickness of the floor slabs (excluding plaster) is 150mm & 200mm.
樓板厚度(不包括灰泥)為150毫米及200毫米。
3. The internal areas of the residential properties on the upper floors will generally be slightly larger than those on the lower floors because of the reducing thickness of the structural walls on the upper floors.
因住宅物業的較高樓層的結構牆的厚度遞減, 較高樓層的內部面積, 一般比較低樓層的內部面積稍大。
4. The dimensions in the floor plans are all structural dimensions in millimetre.
平面圖之尺規所列數字為以毫米標示之建築結構尺寸。

Floor plans of residential properties in the development 發展項目的住宅物業的樓面平面圖

House Number D3 洋房屋號D3 Floor Plan 平面圖



Ground Floor Plan
地下平面圖



1st Floor Plan
一樓平面圖

LEGEND 圖例

A/C = Air Conditioner Platform = 空調機平台
 A/C Above = Air Conditioner Platform Above = 上層空調機平台
 A/C Plant Room = Air Conditioning Plant Room = 空調機房
 AD = Air / Ventilation Duct = 空氣管道/通風槽
 AF = Architectural Feature = 建築裝飾
 AF Above = Architectural Feature Above = 上層建築裝飾
 Bal = Balcony = 露台
 Bal Above = Balcony Above = 上層露台
 Bath = Bathroom = 浴室
 BW = Bay Window = 窗台
 BW Above = Bay Window Above = 上層窗台
 Bedroom = 睡房
 Canopy = 簷篷
 Canopy Above = 上層簷篷
 CABD Room = Communal Aerial Broadcast Distribution Room
 = 公共天線系統房
 C Flat Roof = Common Flat Roof = 公用天台
 C Roof = Common Roof = 公用天台
 D = Down = 下
 Dining = Dining Room / Area = 飯廳
 ELV = Low Voltage Electrical Duct / Cabinet = 低電壓管道/箱
 EMC = Electrical Meter Cabinet = 電錶箱
 EMR = Electrical Meter Room = 電錶房
 Family = Family Room / Area = 起居室
 FH = Fire Hydrant = 消防栓

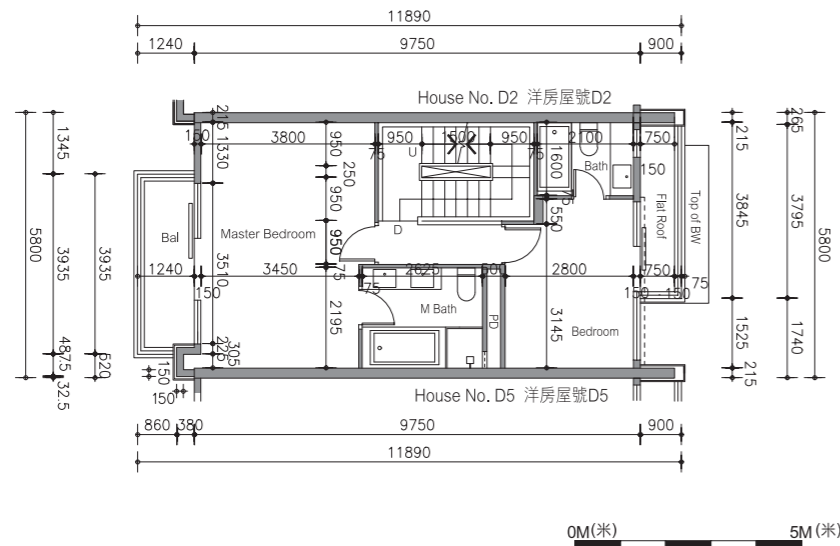
Flat Roof = 平台
 Floor Above = 上層樓面
 Garden = 花園
 HR = Hose Reel = 消防喉轆
 Kitchen = 廚房
 Lift = 升降機
 Lift Lobby = 升降機大堂
 Lift Machine Room = 升降機機房
 Living = Living Room / Area = 客廳
 M Bath = Master Bathroom = 主人浴室
 Master Bedroom = 主人睡房
 MV = Mechanical Ventilation = 機械通風
 Pantry = 備餐間
 PD = Pipe Duct = 喉管管道槽
 Planter = 花槽
 Ramp = 斜路
 RS / MRR = Refuse Storage / Material Recovery Room
 = 垃圾及物料回收房
 Roof = 天台
 Store / Sto = Store = 儲物房
 Study = Study Room = 書房
 TD = Telephone Duct = 電話線槽
 T / Lav = Toilet / Lavatory = 洗手間
 Top of A/C = Top of Cover for Air Conditioner = 下層空調機蓋頂
 Top of BW = Top of Bay Window = 下層窗台頂

U = Up = 上
 Upper Roof = 天台高層
 UP = Utility Platform = 工作平台
 UP Above = Utility Platform Above = 上層工作平台
 Void = 中空
 WMC = Water Meter Cabinet = 水錶箱

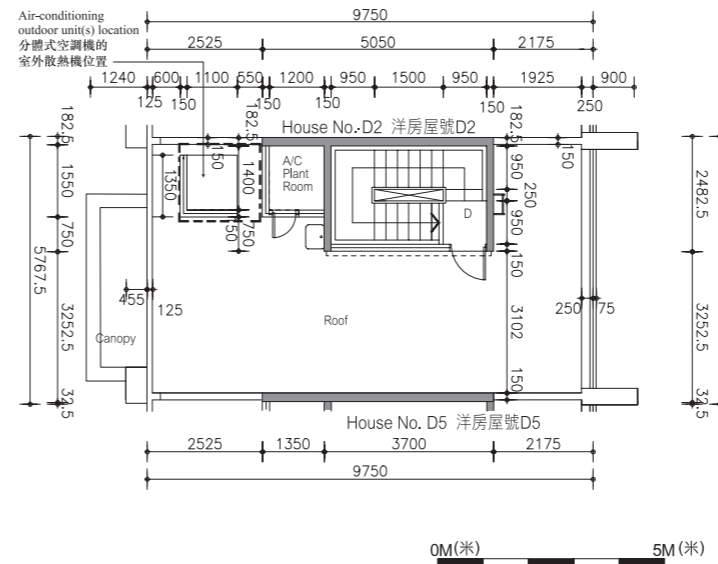
1. Floor-to-floor height (refer to the height between the top surface of the structural slab of a floor and the top surface of the structural slab of its immediate upper floor) : G/F is 4.2m, 1/F is 3.125m & 3.3m, 2/F is 3.5m, stairhood is 2.5m.
層與層之間的高度(指該樓層之石屎地台面與上一層石屎地台面之高度距離) : 地下為4.2米, 一樓為3.125米及3.3米, 二樓為3.5米, 梯屋為2.5米。
2. The thickness of the floor slabs (excluding plaster) is 150mm & 200mm.
樓板厚度(不包括灰泥)為150毫米及200毫米。
3. The internal areas of the residential properties on the upper floors will generally be slightly larger than those on the lower floors because of the reducing thickness of the structural walls on the upper floors.
因住宅物業的較高樓層的結構牆的厚度遞減, 較高樓層的內部面積, 一般比較低樓層的內部面積稍大。
4. The dimensions in the floor plans are all structural dimensions in millimetre.
平面圖之尺規所列數字為以毫米標示之建築結構尺寸。

Floor plans of residential properties in the development 發展項目的住宅物業的樓面平面圖

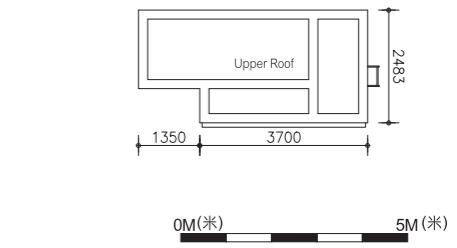
House Number D3 洋房屋號D3 Floor Plan 平面圖



2nd Floor Plan
二樓平面圖



Roof Floor Plan
天台平面圖



Upper Roof Floor Plan
高層天台平面圖

Note: The air-conditioning outdoor unit(s) is/are located at the roof of the house.
備註：分體式空調機的室外散熱機安裝於此洋房天台內。

LEGEND 圖例

A/C = Air Conditioner Platform = 空調機平台
A/C Above = Air Conditioner Platform Above = 上層空調機平台
A/C Plant Room = Air Conditioning Plant Room = 空調機房
AD = Air / Ventilation Duct = 空氣管道/通風槽
AF = Architectural Feature = 建築裝飾
AF Above = Architectural Feature Above = 上層建築裝飾
Bal = Balcony = 露台
Bal Above = Balcony Above = 上層露台
Bath = Bathroom = 浴室
BW = Bay Window = 窗台
BW Above = Bay Window Above = 上層窗台
Bedroom = 睡房
Canopy = 簷篷
Canopy Above = 上層簷篷
CABD Room = Communal Aerial Broadcast Distribution Room
= 公共天線系統房
C Flat Roof = Common Flat Roof = 公用平台
C Roof = Common Roof = 公用天台
D = Down = 下
Dining = Dining Room / Area = 飯廳
ELV = Low Voltage Electrical Duct / Cabinet = 低電壓管道/箱
EMC = Electrical Meter Cabinet = 電錶箱
EMR = Electrical Meter Room = 電錶房
Family = Family Room / Area = 起居室
FH = Fire Hydrant = 消防栓

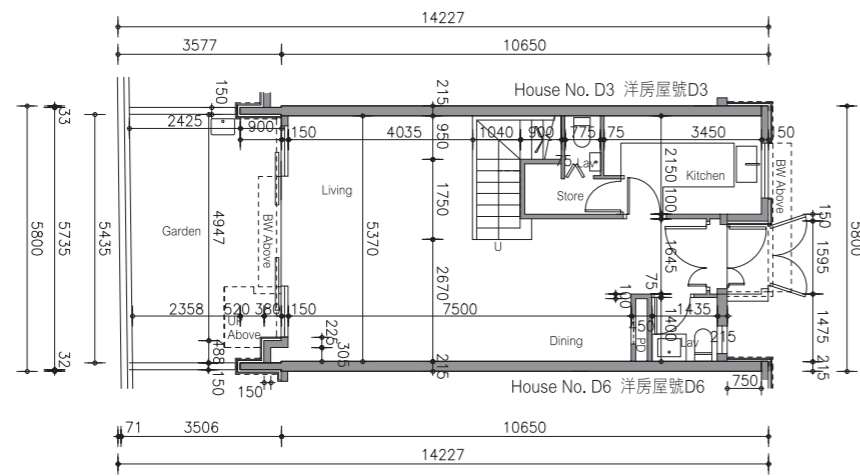
Flat Roof = 平台
Floor Above = 上層樓面
Garden = 花園
HR = Hose Reel = 消防喉轆
Kitchen = 廚房
Lift = 升降機
Lift Lobby = 升降機大堂
Lift Machine Room = 升降機機房
Living = Living Room / Area = 客廳
M Bath = Master Bathroom = 主人浴室
Master Bedroom = 主人睡房
MV = Mechanical Ventilation = 機械通風
Pantry = 備餐間
PD = Pipe Duct = 喉管管道槽
Planter = 花槽
Ramp = 斜路
RS / MRR = Refuse Storage / Material Recovery Room
= 垃圾及物料回收房
Roof = 天台
Store / Sto = Store = 儲物房
Study = Study Room = 書房
TD = Telephone Duct = 電話線槽
T / Lav = Toilet / Lavatory = 洗手間
Top of A/C = Top of Cover for Air Conditioner = 下層空調機蓋頂
Top of BW = Top of Bay Window = 下層窗台頂

U = Up = 上
Upper Roof = 天台高層
UP = Utility Platform = 工作平台
UP Above = Utility Platform Above = 上層工作平台
Void = 中空
WMC = Water Meter Cabinet = 水錶箱

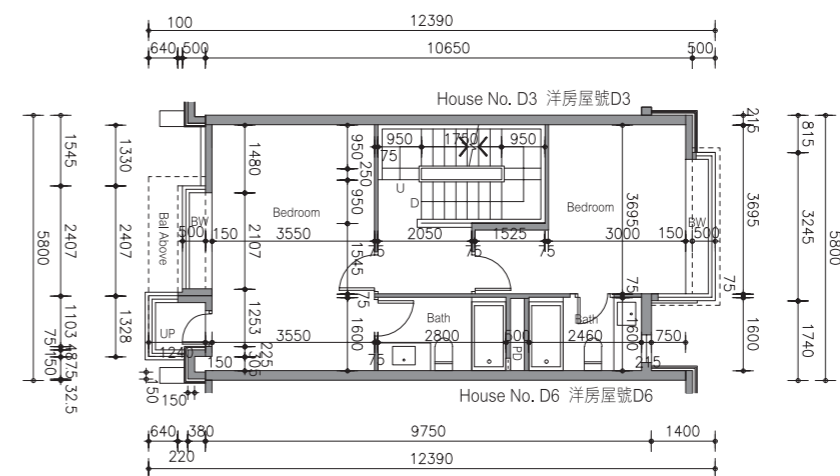
1. Floor-to-floor height (refer to the height between the top surface of the structural slab of a floor and the top surface of the structural slab of its immediate upper floor) : G/F is 4.2m, 1/F is 3.125m & 3.3m, 2/F is 3.5m, stairhood is 2.5m.
層與層之間的高度(指該樓層之石屎地台面與上一層石屎地台面之高度距離)：地下為4.2米，一樓為3.125米及3.3米，二樓為3.5米，梯屋為2.5米。
2. The thickness of the floor slabs (excluding plaster) is 150mm & 200mm.
樓板厚度(不包括灰泥)為150毫米及200毫米。
3. The internal areas of the residential properties on the upper floors will generally be slightly larger than those on the lower floors because of the reducing thickness of the structural walls on the upper floors.
因住宅物業的較高樓層的結構牆的厚度遞減，較高樓層的內部面積，一般比較低樓層的內部面積稍大。
4. The dimensions in the floor plans are all structural dimensions in millimetre.
平面圖之尺規所列數字為以毫米標示之建築結構尺寸。

Floor plans of residential properties in the development 發展項目的住宅物業的樓面平面圖

House Number D5 洋房屋號D5 Floor Plan 平面圖



Ground Floor Plan
地下平面圖



1st Floor Plan
一樓平面圖

LEGEND 圖例

A/C = Air Conditioner Platform = 空調機平台
 A/C Above = Air Conditioner Platform Above = 上層空調機平台
 A/C Plant Room = Air Conditioning Plant Room = 空調機房
 AD = Air / Ventilation Duct = 空氣管道/通風槽
 AF = Architectural Feature = 建築裝飾
 AF Above = Architectural Feature Above = 上層建築裝飾
 Bal = Balcony = 露台
 Bal Above = Balcony Above = 上層露台
 Bath = Bathroom = 浴室
 BW = Bay Window = 窗台
 BW Above = Bay Window Above = 上層窗台
 Bedroom = 睡房
 Canopy = 簷篷
 Canopy Above = 上層簷篷
 CABD Room = Communal Aerial Broadcast Distribution Room
 = 公共天線系統房
 C Flat Roof = Common Flat Roof = 公用天台
 C Roof = Common Roof = 公用天台
 D = Down = 下
 Dining = Dining Room / Area = 飯廳
 ELV = Low Voltage Electrical Duct / Cabinet = 低電壓管道/箱
 EMC = Electrical Meter Cabinet = 電錶箱
 EMR = Electrical Meter Room = 電錶房
 Family = Family Room / Area = 起居室
 FH = Fire Hydrant = 消防栓

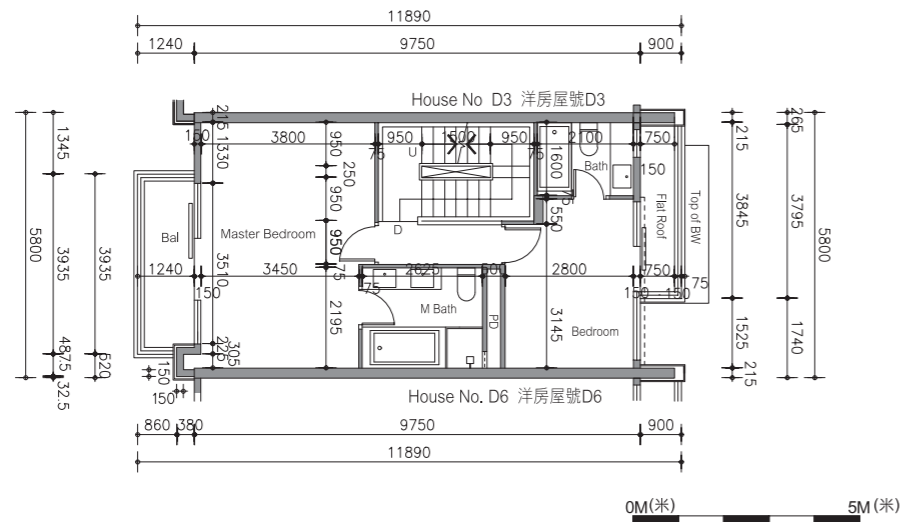
Flat Roof = 平台
 Floor Above = 上層樓面
 Garden = 花園
 HR = Hose Reel = 消防喉轆
 Kitchen = 廚房
 Lift = 升降機
 Lift Lobby = 升降機大堂
 Lift Machine Room = 升降機機房
 Living = Living Room / Area = 客廳
 M Bath = Master Bathroom = 主人浴室
 Master Bedroom = 主人睡房
 MV = Mechanical Ventilation = 機械通風
 Pantry = 備餐間
 PD = Pipe Duct = 喉管管道槽
 Planter = 花槽
 Ramp = 斜路
 RS / MRR = Refuse Storage / Material Recovery Room
 = 垃圾及物料回收房
 Roof = 天台
 Store / Sto = Store = 儲物房
 Study = Study Room = 書房
 TD = Telephone Duct = 電話線槽
 T / Lav = Toilet / Lavatory = 洗手間
 Top of A/C = Top of Cover for Air Conditioner = 下層空調機蓋頂
 Top of BW = Top of Bay Window = 下層窗台頂

U = Up = 上
 Upper Roof = 天台高層
 UP = Utility Platform = 工作平台
 UP Above = Utility Platform Above = 上層工作平台
 Void = 中空
 WMC = Water Meter Cabinet = 水錶箱

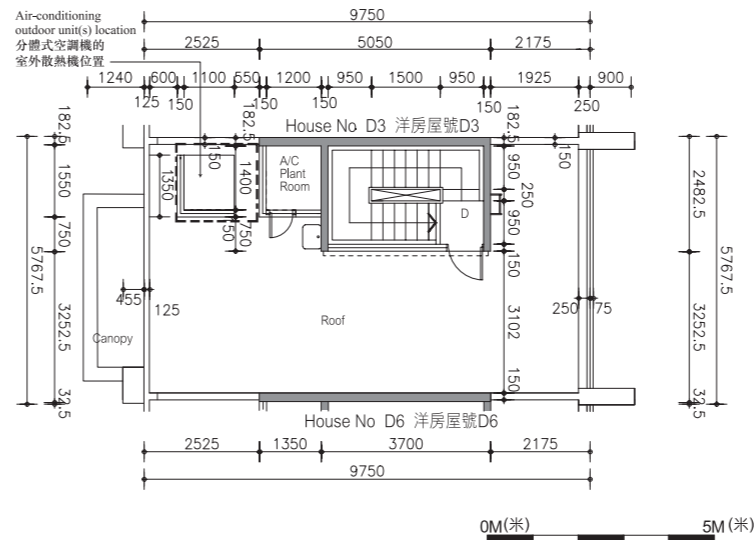
1. Floor-to-floor height (refer to the height between the top surface of the structural slab of a floor and the top surface of the structural slab of its immediate upper floor) : G/F is 4.2m, 1/F is 3.125m & 3.3m, 2/F is 3.5m, stairhood is 2.5m.
層與層之間的高度(指該樓層之石屎地台面與上一層石屎地台面之高度距離) : 地下為4.2米, 一樓為3.125米及3.3米, 二樓為3.5米, 梯屋為2.5米。
2. The thickness of the floor slabs (excluding plaster) is 150mm & 200mm.
樓板厚度(不包括灰泥)為150毫米及200毫米。
3. The internal areas of the residential properties on the upper floors will generally be slightly larger than those on the lower floors because of the reducing thickness of the structural walls on the upper floors.
因住宅物業的較高樓層的結構牆的厚度遞減, 較高樓層的內部面積, 一般比較低樓層的內部面積稍大。
4. The dimensions in the floor plans are all structural dimensions in millimetre.
平面圖之尺規所列數字為以毫米標示之建築結構尺寸。

Floor plans of residential properties in the development 發展項目的住宅物業的樓面平面圖

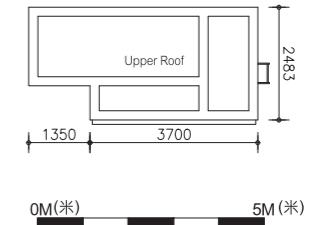
House Number D5 洋房屋號D5 Floor Plan 平面圖



2nd Floor Plan
二樓平面圖



Roof Floor Plan
天台平面圖



Upper Roof Floor Plan
高層天台平面圖

Note: The air-conditioning outdoor unit(s) is/are located at the roof of the house.
備註：分體式空調機的室外散熱機安裝於此洋房天台內。

LEGEND 圖例

A/C = Air Conditioner Platform = 空調機平台
A/C Above = Air Conditioner Platform Above = 上層空調機平台
A/C Plant Room = Air Conditioning Plant Room = 空調機房
AD = Air / Ventilation Duct = 空氣管道/通風槽
AF = Architectural Feature = 建築裝飾
AF Above = Architectural Feature Above = 上層建築裝飾
Bal = Balcony = 露台
Bal Above = Balcony Above = 上層露台
Bath = Bathroom = 浴室
BW = Bay Window = 窗台
BW Above = Bay Window Above = 上層窗台
Bedroom = 睡房
Canopy = 簷篷
Canopy Above = 上層簷篷
CABD Room = Communal Aerial Broadcast Distribution Room = 公共天線系統房
C Flat Roof = Common Flat Roof = 公用平台
C Roof = Common Roof = 公用天台
D = Down = 下
Dining = Dining Room / Area = 飯廳
ELV = Low Voltage Electrical Duct / Cabinet = 低電壓管道/箱
EMC = Electrical Meter Cabinet = 電錶箱
EMR = Electrical Meter Room = 電錶房
Family = Family Room / Area = 起居室
FH = Fire Hydrant = 消防栓

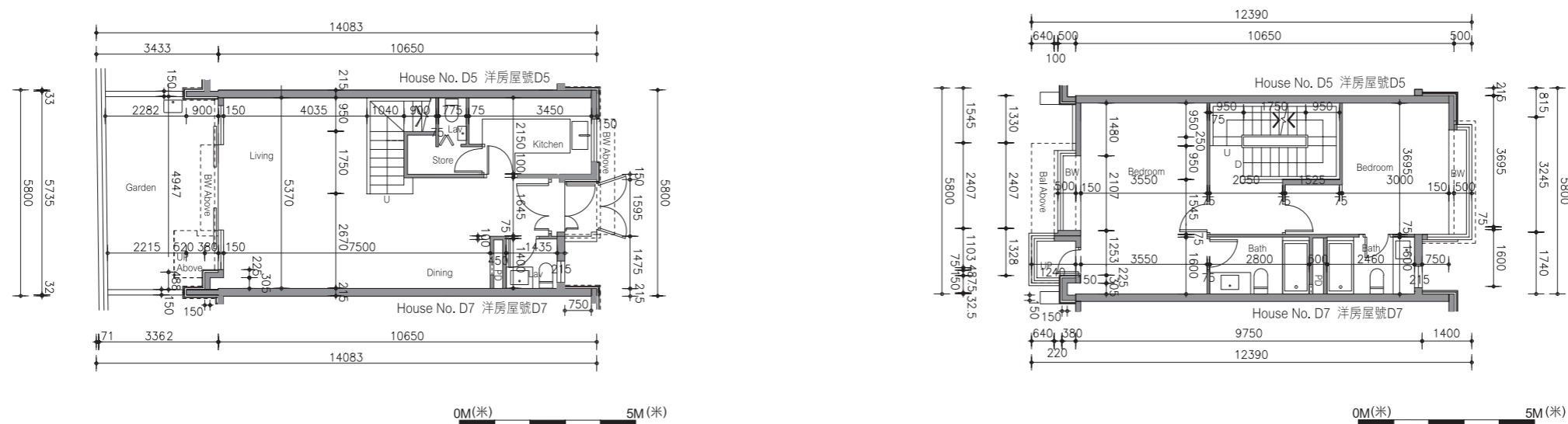
Flat Roof = 平台
Floor Above = 上層樓面
Garden = 花園
HR = Hose Reel = 消防喉轆
Kitchen = 廚房
Lift = 升降機
Lift Lobby = 升降機大堂
Lift Machine Room = 升降機機房
Living = Living Room / Area = 客廳
M Bath = Master Bathroom = 主人浴室
Master Bedroom = 主人睡房
MV = Mechanical Ventilation = 機械通風
Pantry = 備餐間
PD = Pipe Duct = 喉管管道槽
Planter = 花槽
Ramp = 斜路
RS / MRR = Refuse Storage / Material Recovery Room = 垃圾及物料回收房
Roof = 天台
Store / Sto = Store = 儲物房
Study = Study Room = 書房
TD = Telephone Duct = 電話線槽
T / Lav = Toilet / Lavatory = 洗手間
Top of A/C = Top of Cover for Air Conditioner = 下層空調機蓋頂
Top of BW = Top of Bay Window = 下層窗台頂

U = Up = 上
Upper Roof = 天台高層
UP = Utility Platform = 工作平台
UP Above = Utility Platform Above = 上層工作平台
Void = 中空
WMC = Water Meter Cabinet = 水錶箱

1. Floor-to-floor height (refer to the height between the top surface of the structural slab of a floor and the top surface of the structural slab of its immediate upper floor) : G/F is 4.2m, 1/F is 3.125m & 3.3m, 2/F is 3.5m, stairhood is 2.5m.
層與層之間的高度(指該樓層之石屎地台面與上一層石屎地台面之高度距離)：地下為4.2米，一樓為3.125米及3.3米，二樓為3.5米，梯屋為2.5米。
2. The thickness of the floor slabs (excluding plaster) is 150mm & 200mm.
樓板厚度(不包括灰泥)為150毫米及200毫米。
3. The internal areas of the residential properties on the upper floors will generally be slightly larger than those on the lower floors because of the reducing thickness of the structural walls on the upper floors.
因住宅物業的較高樓層的結構牆的厚度遞減，較高樓層的內部面積，一般比較低樓層的內部面積稍大。
4. The dimensions in the floor plans are all structural dimensions in millimetre.
平面圖之尺規所列數字為以毫米標示之建築結構尺寸。

Floor plans of residential properties in the development 發展項目的住宅物業的樓面平面圖

House Number D6 洋房屋號D6 Floor Plan 平面圖



Ground Floor Plan
地下平面圖

1st Floor Plan
一樓平面圖

LEGEND 圖例

A/C = Air Conditioner Platform = 空調機平台
 A/C Above = Air Conditioner Platform Above = 上層空調機平台
 A/C Plant Room = Air Conditioning Plant Room = 空調機房
 AD = Air / Ventilation Duct = 空氣管道/通風槽
 AF = Architectural Feature = 建築裝飾
 AF Above = Architectural Feature Above = 上層建築裝飾
 Bal = Balcony = 露台
 Bal Above = Balcony Above = 上層露台
 Bath = Bathroom = 浴室
 BW = Bay Window = 窗台
 BW Above = Bay Window Above = 上層窗台
 Bedroom = 睡房
 Canopy = 簷篷
 Canopy Above = 上層簷篷
 CABD Room = Communal Aerial Broadcast Distribution Room
 = 公共天線系統房
 C Flat Roof = Common Flat Roof = 公用平台
 C Roof = Common Roof = 公用天台
 D = Down = 下
 Dining = Dining Room / Area = 飯廳
 ELV = Low Voltage Electrical Duct / Cabinet = 低電壓管道/箱
 EMC = Electrical Meter Cabinet = 電錶箱
 EMR = Electrical Meter Room = 電錶房
 Family = Family Room / Area = 起居室
 FH = Fire Hydrant = 消防栓

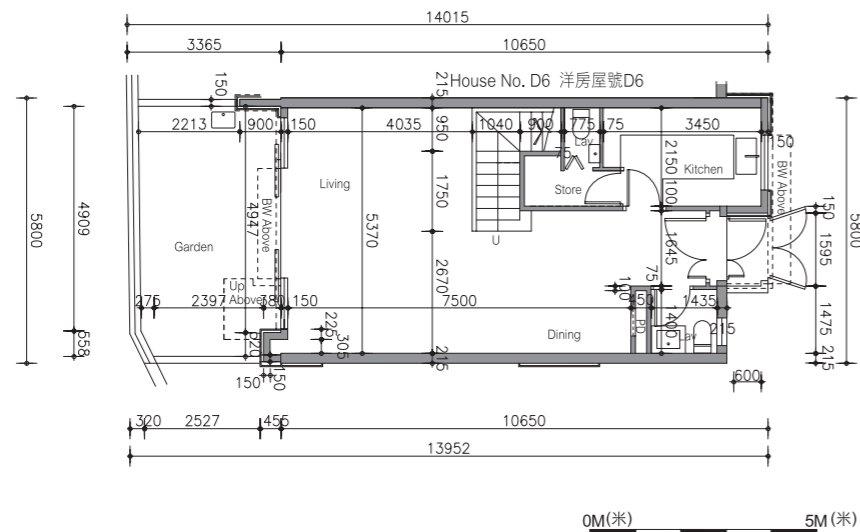
Flat Roof = 平台
 Floor Above = 上層樓面
 Garden = 花園
 HR = Hose Reel = 消防喉轆
 Kitchen = 廚房
 Lift = 升降機
 Lift Lobby = 升降機大堂
 Lift Machine Room = 升降機機房
 Living = Living Room / Area = 客廳
 M Bath = Master Bathroom = 主人浴室
 Master Bedroom = 主人睡房
 MV = Mechanical Ventilation = 機械通風
 Pantry = 備餐間
 PD = Pipe Duct = 喉管管道槽
 Planter = 花槽
 Ramp = 斜路
 RS / MRR = Refuse Storage / Material Recovery Room
 = 垃圾及物料回收房
 Roof = 天台
 Store / Sto = Store = 儲物房
 Study = Study Room = 書房
 TD = Telephone Duct = 電話線槽
 T / Lav = Toilet / Lavatory = 洗手間
 Top of A/C = Top of Cover for Air Conditioner = 下層空調機蓋頂
 Top of BW = Top of Bay Window = 下層窗台頂

U = Up = 上
 Upper Roof = 天台高層
 UP = Utility Platform = 工作平台
 UP Above = Utility Platform Above = 上層工作平台
 Void = 中空
 WMC = Water Meter Cabinet = 水錶箱

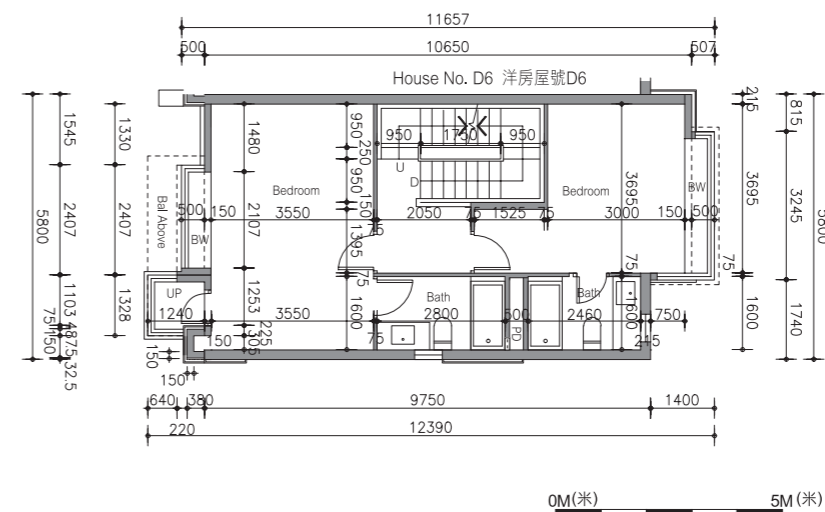
1. Floor-to-floor height (refer to the height between the top surface of the structural slab of a floor and the top surface of the structural slab of its immediate upper floor) : G/F is 4.2m, 1/F is 3.125m & 3.3m, 2/F is 3.5m, stairhood is 2.5m.
層與層之間的高度(指該樓層之石屎地台面與上一層石屎地台面之高度距離) : 地下為4.2米, 一樓為3.125米及3.3米, 二樓為3.5米, 梯屋為2.5米。
2. The thickness of the floor slabs (excluding plaster) is 150mm & 200mm.
樓板厚度(不包括灰泥)為150毫米及200毫米。
3. The internal areas of the residential properties on the upper floors will generally be slightly larger than those on the lower floors because of the reducing thickness of the structural walls on the upper floors.
因住宅物業的較高樓層的結構牆的厚度遞減, 較高樓層的內部面積, 一般比較低樓層的內部面積稍大。
4. The dimensions in the floor plans are all structural dimensions in millimetre.
平面圖之尺規所列數字為以毫米標示之建築結構尺寸。

Floor plans of residential properties in the development 發展項目的住宅物業的樓面平面圖

House Number D7 洋房屋號D7 Floor Plan 平面圖



Ground Floor Plan
地下平面圖



1st Floor Plan
一樓平面圖

LEGEND 圖例

A/C = Air Conditioner Platform = 空調機平台
A/C Above = Air Conditioner Platform Above = 上層空調機平台
A/C Plant Room = Air Conditioning Plant Room = 空調機房
AD = Air / Ventilation Duct = 空氣管道/通風槽
AF = Architectural Feature = 建築裝飾
AF Above = Architectural Feature Above = 上層建築裝飾
Bal = Balcony = 露台
Bal Above = Balcony Above = 上層露台
Bath = Bathroom = 浴室
BW = Bay Window = 窗台
BW Above = Bay Window Above = 上層窗台
Bedroom = 睡房
Canopy = 簷篷
Canopy Above = 上層簷篷
CABD Room = Communal Aerial Broadcast Distribution Room
= 公共天線系統房
C Flat Roof = Common Flat Roof = 公用平台
C Roof = Common Roof = 公用天台
D = Down = 下
Dining = Dining Room / Area = 飯廳
ELV = Low Voltage Electrical Duct / Cabinet = 低電壓管道/箱
EMC = Electrical Meter Cabinet = 電錶箱
EMR = Electrical Meter Room = 電錶房
Family = Family Room / Area = 起居室
FH = Fire Hydrant = 消防栓

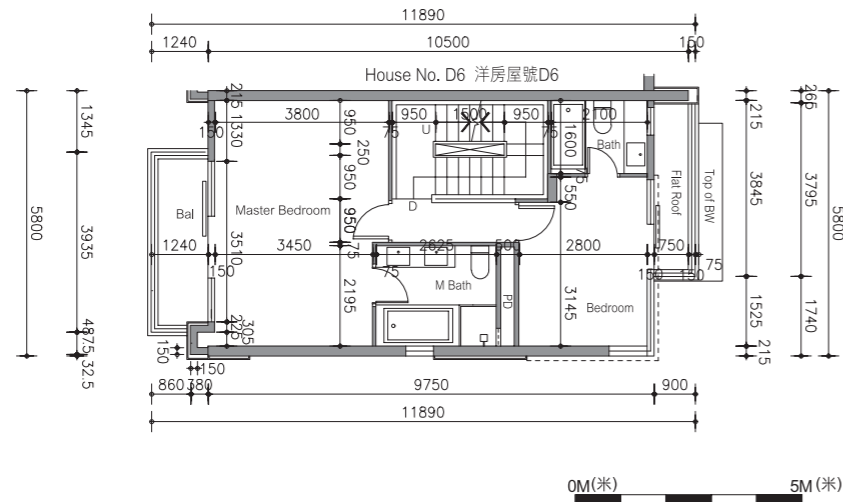
Flat Roof = 平台
Floor Above = 上層樓面
Garden = 花園
HR = Hose Reel = 消防喉轆
Kitchen = 廚房
Lift = 升降機
Lift Lobby = 升降機大堂
Lift Machine Room = 升降機機房
Living = Living Room / Area = 客廳
M Bath = Master Bathroom = 主人浴室
Master Bedroom = 主人睡房
MV = Mechanical Ventilation = 機械通風
Pantry = 備餐間
PD = Pipe Duct = 喉管管道槽
Planter = 花槽
Ramp = 斜路
RS / MRR = Refuse Storage / Material Recovery Room
= 垃圾及物料回收房
Roof = 天台
Store / Sto = Store = 儲物房
Study = Study Room = 書房
TD = Telephone Duct = 電話線槽
T / Lav = Toilet / Lavatory = 洗手間
Top of A/C = Top of Cover for Air Conditioner = 下層空調機蓋頂
Top of BW = Top of Bay Window = 下層窗台頂

U = Up = 上
Upper Roof = 天台高層
UP = Utility Platform = 工作平台
UP Above = Utility Platform Above = 上層工作平台
Void = 中空
WMC = Water Meter Cabinet = 水錶箱

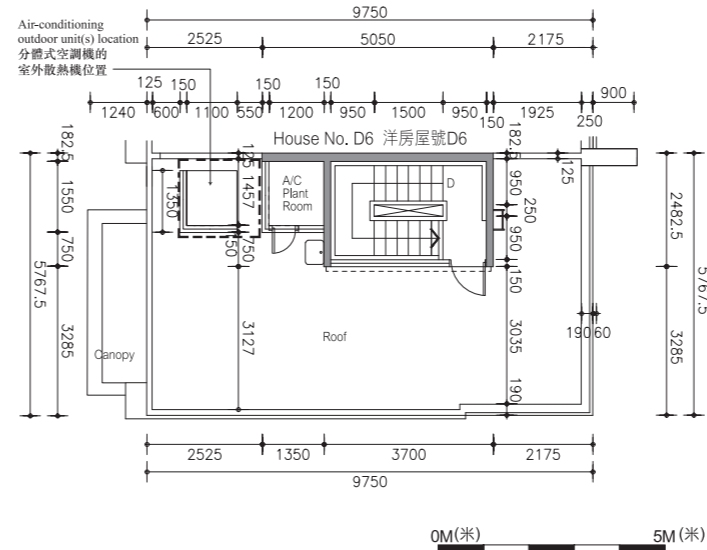
1. Floor-to-floor height (refer to the height between the top surface of the structural slab of a floor and the top surface of the structural slab of its immediate upper floor) : G/F is 4.2m, 1/F is 3.125m & 3.3m, 2/F is 3.5m, stairhood is 2.5m.
層與層之間的高度(指該樓層之石屎地台面與上一層石屎地台面之高度距離) : 地下為4.2米, 一樓為3.125米及3.3米, 二樓為3.5米, 梯屋為2.5米。
2. The thickness of the floor slabs (excluding plaster) is 150mm & 200mm.
樓板厚度(不包括灰泥)為150毫米及200毫米。
3. The internal areas of the residential properties on the upper floors will generally be slightly larger than those on the lower floors because of the reducing thickness of the structural walls on the upper floors.
因住宅物業的較高樓層的結構牆的厚度遞減, 較高樓層的內部面積, 一般比較低樓層的內部面積稍大。
4. The dimensions in the floor plans are all structural dimensions in millimetre.
平面圖之尺規所列數字為以毫米標示之建築結構尺寸。

Floor plans of residential properties in the development 發展項目的住宅物業的樓面平面圖

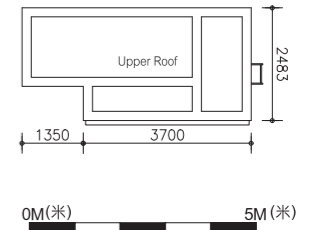
House Number D7 洋房屋號D7 Floor Plan 平面圖



2nd Floor Plan
二樓平面圖



Roof Floor Plan
天台平面圖



Upper Roof Floor Plan
高層天台平面圖

Note: The air-conditioning outdoor unit(s) is/are located at the roof of the house.
備註：分體式空調機的室外散熱機安裝於此洋房天台內。

LEGEND 圖例

A/C = Air Conditioner Platform = 空調機平台
A/C Above = Air Conditioner Platform Above = 上層空調機平台
A/C Plant Room = Air Conditioning Plant Room = 空調機房
AD = Air / Ventilation Duct = 空氣管道/通風槽
AF = Architectural Feature = 建築裝飾
AF Above = Architectural Feature Above = 上層建築裝飾
Bal = Balcony = 露台
Bal Above = Balcony Above = 上層露台
Bath = Bathroom = 浴室
BW = Bay Window = 窗台
BW Above = Bay Window Above = 上層窗台
Bedroom = 睡房
Canopy = 簷篷
Canopy Above = 上層簷篷
CABD Room = Communal Aerial Broadcast Distribution Room
= 公共天線系統房
C Flat Roof = Common Flat Roof = 公用平台
C Roof = Common Roof = 公用天台
D = Down = 下
Dining = Dining Room / Area = 飯廳
ELV = Low Voltage Electrical Duct / Cabinet = 低電壓管道/箱
EMC = Electrical Meter Cabinet = 電錶箱
EMR = Electrical Meter Room = 電錶房
Family = Family Room / Area = 起居室
FH = Fire Hydrant = 消防栓

Flat Roof = 平台
Floor Above = 上層樓面
Garden = 花園
HR = Hose Reel = 消防喉轆
Kitchen = 廚房
Lift = 升降機
Lift Lobby = 升降機大堂
Lift Machine Room = 升降機機房
Living = Living Room / Area = 客廳
M Bath = Master Bathroom = 主人浴室
Master Bedroom = 主人睡房
MV = Mechanical Ventilation = 機械通風
Pantry = 備餐間
PD = Pipe Duct = 喉管管道槽
Planter = 花槽
Ramp = 斜路
RS / MRR = Refuse Storage / Material Recovery Room
= 垃圾及物料回收房
Roof = 天台
Store / Sto = Store = 儲物房
Study = Study Room = 書房
TD = Telephone Duct = 電話線槽
T / Lav = Toilet / Lavatory = 洗手間
Top of A/C = Top of Cover for Air Conditioner = 下層空調機蓋頂
Top of BW = Top of Bay Window = 下層窗台頂

U = Up = 上
Upper Roof = 天台高層
UP = Utility Platform = 工作平台
UP Above = Utility Platform Above = 上層工作平台
Void = 中空
WMC = Water Meter Cabinet = 水錶箱

1. Floor-to-floor height (refer to the height between the top surface of the structural slab of a floor and the top surface of the structural slab of its immediate upper floor) : G/F is 4.2m, 1/F is 3.125m & 3.3m, 2/F is 3.5m, stairhood is 2.5m.
層與層之間的高度(指該樓層之石屎地台面與上一層石屎地台面之高度距離)：地下為4.2米，一樓為3.125米及3.3米，二樓為3.5米，梯屋為2.5米。
2. The thickness of the floor slabs (excluding plaster) is 150mm & 200mm.
樓板厚度(不包括灰泥)為150毫米及200毫米。
3. The internal areas of the residential properties on the upper floors will generally be slightly larger than those on the lower floors because of the reducing thickness of the structural walls on the upper floors.
因住宅物業的較高樓層的結構牆的厚度遞減，較高樓層的內部面積，一般比較低樓層的內部面積稍大。
4. The dimensions in the floor plans are all structural dimensions in millimetre.
平面圖之尺規所列數字為以毫米標示之建築結構尺寸。

Floor plans of residential properties in the development

發展項目的住宅物業的樓面平面圖

Notes

- There are architectural features, metal grille and/or exposed pipes on external walls of some of the floors. For details, please refer to the latest approved building plans.
- Common pipes exposed and/or enclosed in cladding are located at adjacent to balcony and/or flat roof and/or utility platform and/or air-conditioner platform and/or external wall of some residential units. For details, please refer to the latest approved building plans and/or approved drainage plans.
- There are ceiling bulkheads and/or sunken slabs of above units at living/dining room, bedroom, corridor and/or kitchen of some residential properties for the air-conditioning system and/or M&E services.
- There are pipes exposed at some stores and toilets/lavatories.
- There are pipes located at the upper part of some utility platforms.
- The voids inside houses are not to be decked over. For details, please refer to the latest approved building plans.
- Balconies and utility platforms are non-enclosed areas.

備註

- 部分樓層外牆範圍設有建築裝飾，金屬格柵及/或外露喉管，詳細資料請參考最新批准的建築圖則。
- 部分住宅物業的露台及/或工作平台及/或空調機平台及/或外牆上/附近設有外露及/或外牆裝飾板內藏之公用喉管，詳細資料請參考最新批准的建築圖則及/或排水設施圖。
- 部分住宅物業客/飯廳、睡房、走廊及/或廚房天花有跌級樓板(用以安裝樓上單位之機電設備)及假天花內裝置冷氣喉管及/或其他機電設備。
- 部分儲物房及洗手間設有外露喉管。
- 部分工作平台上方裝有喉管。
- 洋房內中空部份不可覆蓋。詳細資料請參考最新批准的建築圖則。
- 露台及工作平台為不可封閉的地方。

Legend for floor plan 平面圖圖例

A/C = Air Conditioner Platform = 空調機平台	Kitchen = 廚房
A/C Above = Air Conditioner Platform Above = 上層空調機平台	Lift = 升降機
A/C Plant Room = Air Conditioning Plant Room = 空調機房	Lift Lobby = 升降機大堂
AD = Air / Ventilation Duct = 空氣管道/通風槽	Lift Machine Room = 升降機機房
AF = Architectural Feature = 建築裝飾	Living = Living Room / Area = 客廳
AF Above = Architectural Feature Above = 上層建築裝飾	M Bath = Master Bathroom = 主人浴室
Bal = Balcony = 露台	Master Bedroom = 主人睡房
Bal Above = Balcony Above = 上層露台	MV = Mechanical Ventilation = 機械通風
Bath = Bathroom = 浴室	Pantry = 備餐間
BW = Bay Window = 窗台	PD = Pipe Duct = 喉管管道槽
BW Above = Bay Window Above = 上層窗台	Planter = 花槽
Bedroom = 睡房	Ramp = 斜路
Canopy = 簷篷	RS / MRR = Refuse Storage / Material Recovery Room = 垃圾及物料回收房
Canopy Above = 上層簷篷	Roof = 天台
CABD Room = Communal Aerial Broadcast Distribution Room = 公共天線系統房	Store / Sto = Store = 儲物房
C Flat Roof = Common Flat Roof = 公用平台	Study = Study Room = 書房
C Roof = Common Roof = 公用天台	TD = Telephone Duct = 電話線槽
D = Down = 下	T / Lav = Toilet / Lavatory = 洗手間
Dining = Dining Room / Area = 飯廳	Top of A/C = Top of Cover for Air Conditioner = 下層空調機蓋頂
ELV = Low Voltage Electrical Duct / Cabinet = 低電壓管道/箱	Top of BW = Top of Bay Window = 下層窗台頂
EMC = Electrical Meter Cabinet = 電錶箱	U = Up = 上
EMR = Electrical Meter Room = 電錶房	Upper Roof = 天台高層
Family = Family Room / Area = 起居室	UP = Utility Platform = 工作平台
FH = Fire Hydrant = 消防栓	UP Above = Utility Platform Above = 上層工作平台
Flat Roof = 平台	Void = 中空
Floor Above = 上層樓面	WMC = Water Meter Cabinet = 水錶箱
Garden = 花園	
HR = Hose Reel = 消防喉轆	