

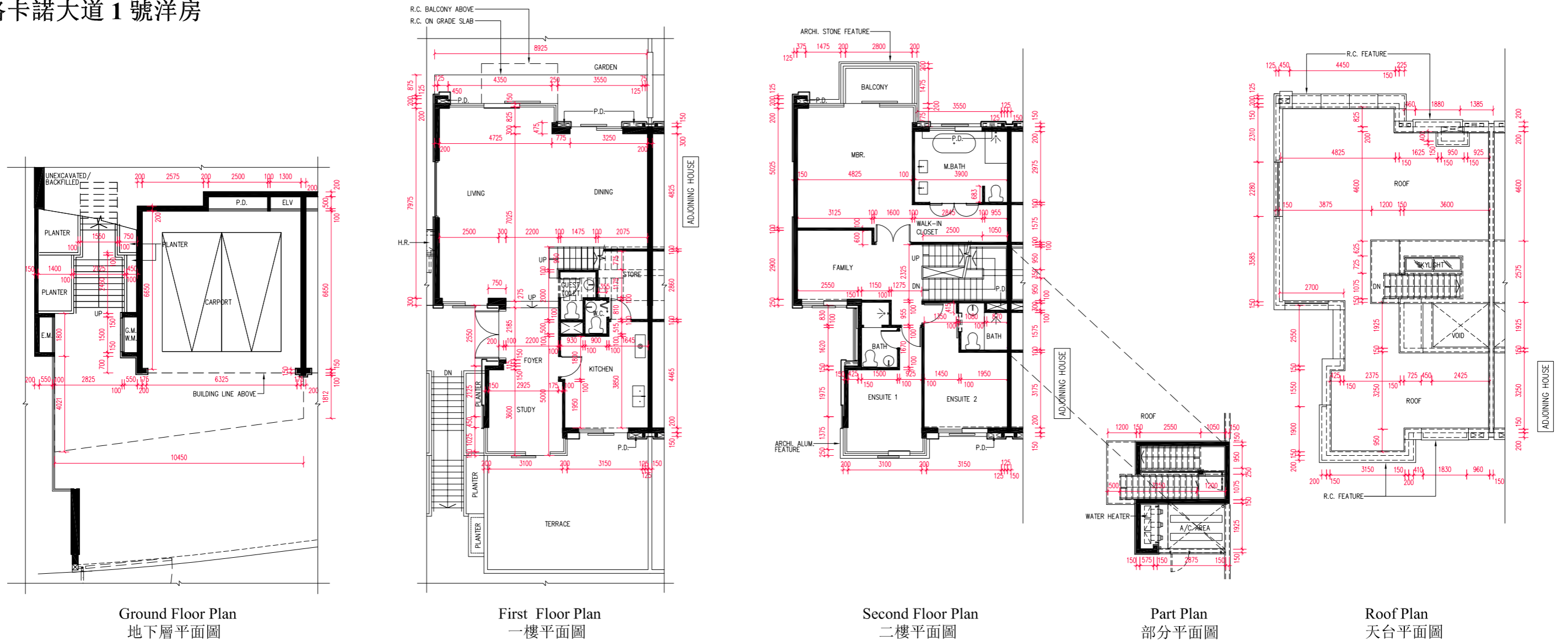
Floor plans of residential properties in the Development 發展項目的住宅物業的樓面平面圖

House Type C2a

C2a 型洋房

Locarno Avenue House No. 1

洛卡諾大道 1 號洋房



The internal areas of the houses on the upper floors will generally be slightly larger than those on the lower floors because of the reducing thickness of the structural walls on the upper floors.

因洋房的較高樓層的結構牆的厚度遞減，較高樓層的內部面積，一般比較低樓層的內部面積稍大。

Note:

- The dimensions of floor plans are all structural dimensions in millimeter.
- Please refer to page AL001 of this sales brochure for legend of the terms and abbreviations and guidance notes in studying the floor plans in this section.
- The above floor plans mainly show the dimensions of the houses. Please refer to Garden floor plans shown on pages AL241 ~ AL362 for the dimensions of the garden.

備註：

- 樓面平面圖所列之尺寸數字為以毫米標示之建築結構尺寸。
- 請參閱本售樓說明書第AL001頁之圖例及指引以協助解讀此部份的樓面平面圖及其顯示之名稱及簡稱。
- 以上樓面平面圖主要顯示洋房的呎吋，有關花園的呎吋，請參閱第AL241頁至AL362頁的花園平面圖。

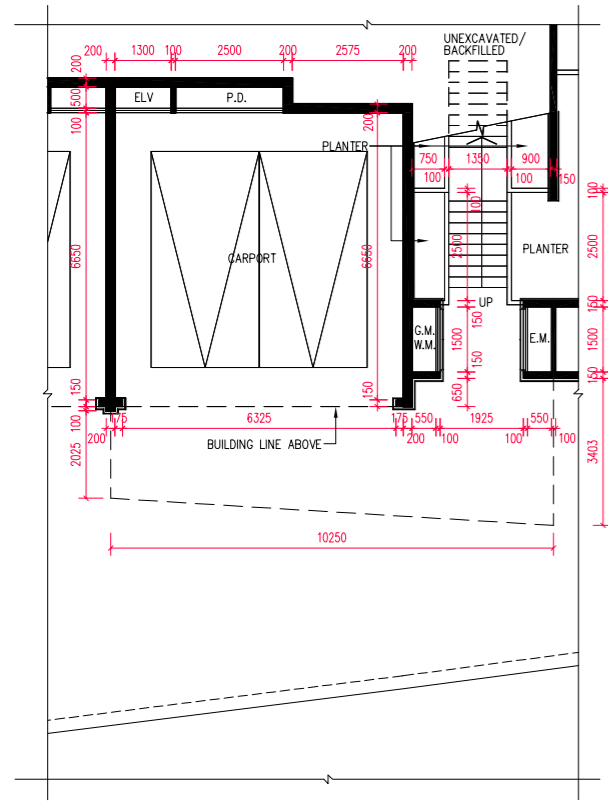
scale 比例 0 5 10 M(米)

Floor 樓層	The thickness of the floor slabs (excluding plaster) of the above house as provided in the approved building plans for the Development (mm) 按發展項目經批准的建築圖則所規定，上述洋房的樓板(不包括灰泥)的厚度(毫米)	The floor-to-floor height of the above house as provided in the approved building plans for the Development (mm) 按發展項目經批准的建築圖則所規定，上述洋房的層與層之間的高度(毫米)
G/F 地下層	150	3050, 3300
1/F 一樓	125, 150, 225	3650, 3800, 4000, 4100, 4250
2/F 二樓	150, 225	2900, 3050, 3500, 3600
Roof 天台	-	-

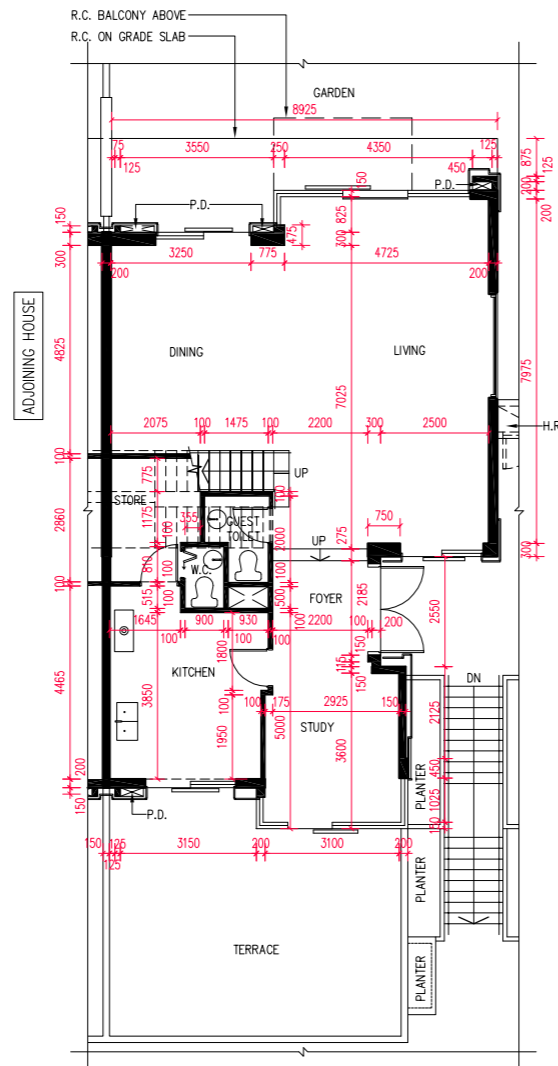
Floor plans of residential properties in the Development 發展項目的住宅物業的樓面平面圖

House Type C2a C2a 型洋房

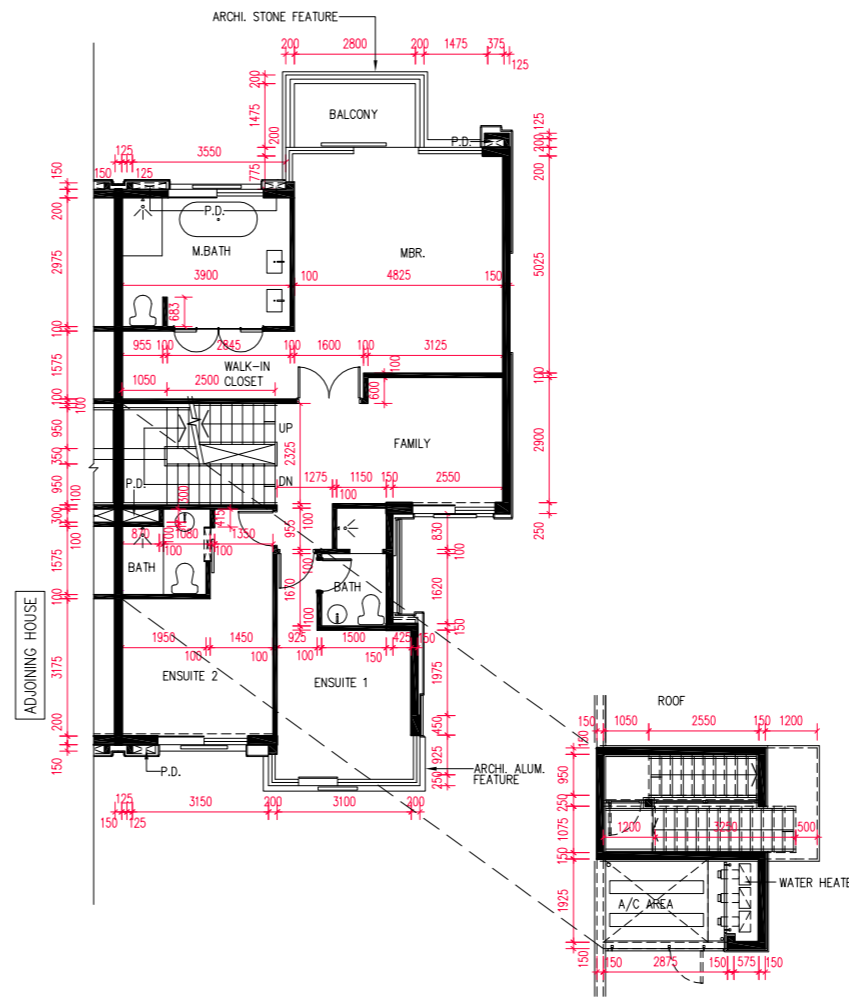
Locarno Avenue House No. 2 洛卡諾大道 2 號洋房



Ground Floor Plan
地下層平面圖

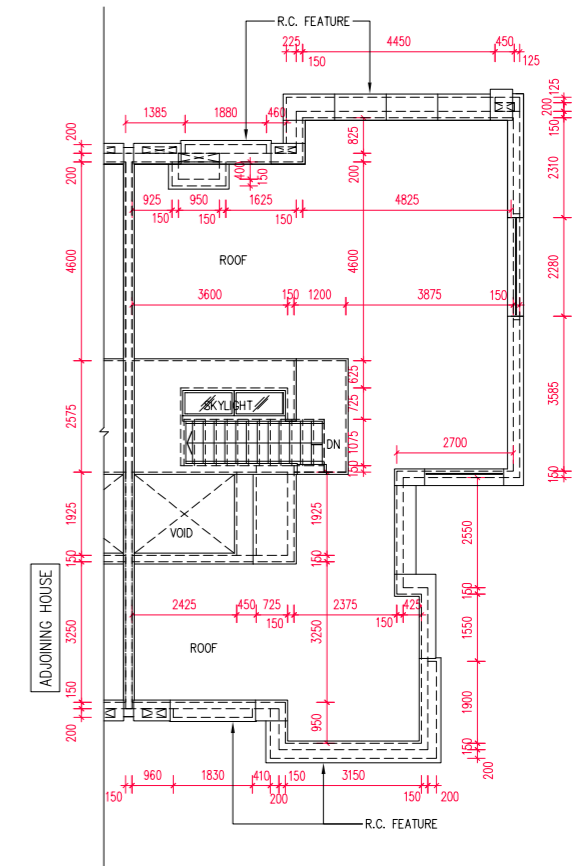


First Floor Plan
一樓平面圖



Second Floor Plan
二樓平面圖

Part Plan
部分平面圖



Roof Plan
天台平面圖

The internal areas of the houses on the upper floors will generally be slightly larger than those on the lower floors because of the reducing thickness of the structural walls on the upper floors.

因洋房的較高樓層的結構牆的厚度遞減，較高樓層的內部面積，一般比較低樓層的內部面積稍大。

- Note:
- The dimensions of floor plans are all structural dimensions in millimeter.
 - Please refer to page AL001 of this sales brochure for legend of the terms and abbreviations and guidance notes in studying the floor plans in this section.
 - The above floor plans mainly show the dimensions of the houses. Please refer to Garden floor plans shown on pages AL241 ~ AL362 for the dimensions of the garden.

- 備註：
- 樓面平面圖所列之尺寸數字為以毫米標示之建築結構尺寸。
 - 請參閱本售樓說明書第AL001頁之圖例及指引以協助解讀此部份的樓面平面圖及其顯示之名稱及簡稱。
 - 以上樓面平面圖主要顯示洋房的呎吋，有關花園的呎吋，請參閱第AL241頁至AL362頁的花園平面圖。

scale 0 5 10 M(米)
比例

Floor 樓層	The thickness of the floor slabs (excluding plaster) of the above house as provided in the approved building plans for the Development (mm) 按發展項目經批准的建築圖則所規定，上述洋房的樓板(不包括灰泥)的厚度(毫米)	The floor-to-floor height of the above house as provided in the approved building plans for the Development (mm) 按發展項目經批准的建築圖則所規定，上述洋房的層與層之間的高度(毫米)
G/F 地下層	150	3050, 3300
1/F 一樓	125, 150, 225	3650, 3800, 4000, 4100, 4250
2/F 二樓	150, 225	2900, 3050, 3500, 3600
Roof 天台	-	-

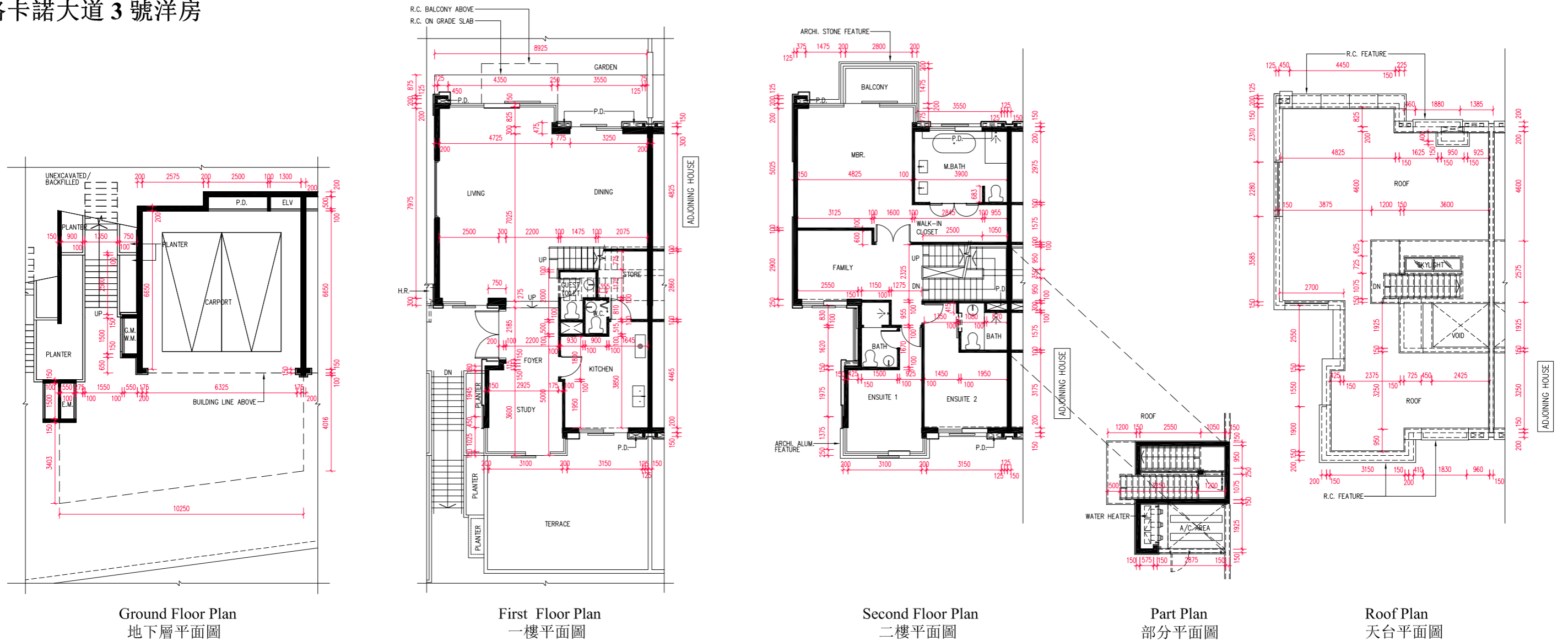
Floor plans of residential properties in the Development 發展項目的住宅物業的樓面平面圖

House Type C2a

C2a 型洋房

Locarno Avenue House No. 3

洛卡諾大道 3 號洋房



The internal areas of the houses on the upper floors will generally be slightly larger than those on the lower floors because of the reducing thickness of the structural walls on the upper floors.

因洋房的較高樓層的結構牆的厚度遞減，較高樓層的內部面積，一般比較低樓層的內部面積稍大。

Note:

- The dimensions of floor plans are all structural dimensions in millimeter.
- Please refer to page AL001 of this sales brochure for legend of the terms and abbreviations and guidance notes in studying the floor plans in this section.
- The above floor plans mainly show the dimensions of the houses. Please refer to Garden floor plans shown on pages AL241 ~ AL362 for the dimensions of the garden.

備註：

- 樓面平面圖所列之尺寸數字為以毫米標示之建築結構尺寸。
- 請參閱本售樓說明書第AL001頁之圖例及指引以協助解讀此部份的樓面平面圖及其顯示之名稱及簡稱。
- 以上樓面平面圖主要顯示洋房的呎吋，有關花園的呎吋，請參閱第AL241頁至AL362頁的花園平面圖。

scale 比例 0 5 10 M(米)

Floor 樓層	The thickness of the floor slabs (excluding plaster) of the above house as provided in the approved building plans for the Development (mm) 按發展項目經批准的建築圖則所規定，上述洋房的樓板(不包括灰泥)的厚度(毫米)	The floor-to-floor height of the above house as provided in the approved building plans for the Development (mm) 按發展項目經批准的建築圖則所規定，上述洋房的層與層之間的高度(毫米)
G/F 地下層	150	3050, 3300
1/F 一樓	125, 150, 225	3650, 3800, 4000, 4100, 4250
2/F 二樓	150, 225	2900, 3050, 3500, 3600
Roof 天台	-	-

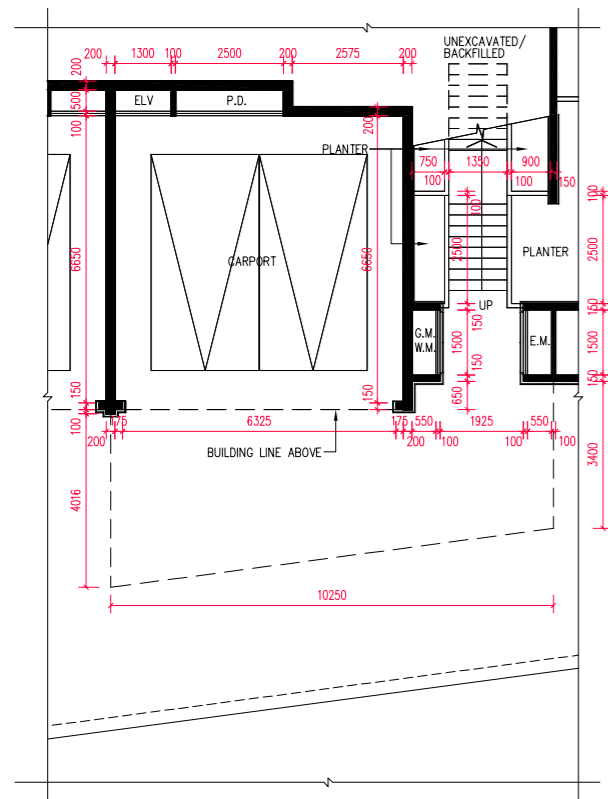
Floor plans of residential properties in the Development 發展項目的住宅物業的樓面平面圖

House Type C2a

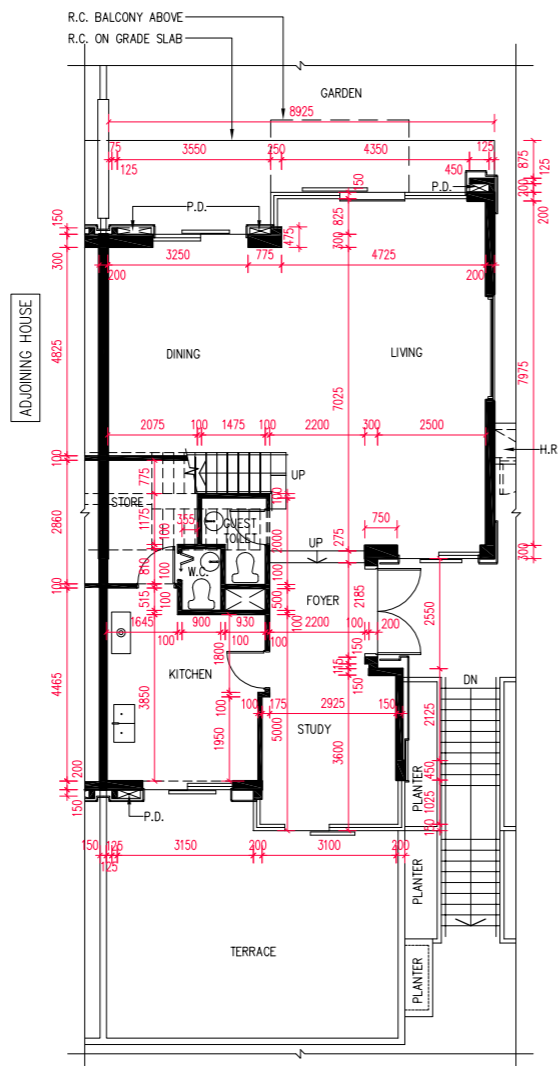
C2a 型洋房

Locarno Avenue House No. 5

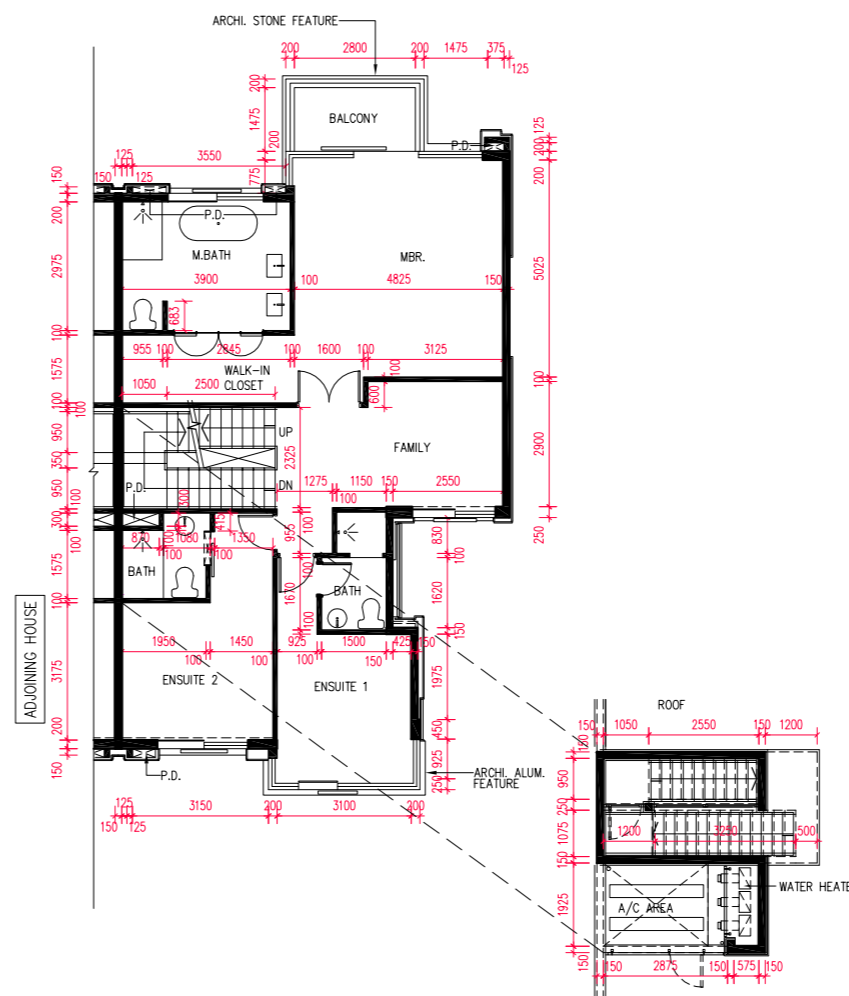
洛卡諾大道 5 號洋房



Ground Floor Plan
地下層平面圖

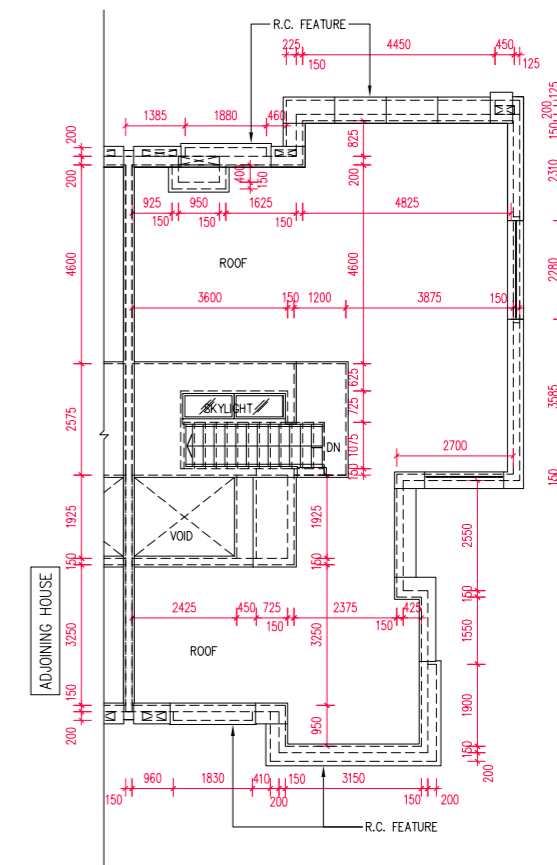


First Floor Plan
一樓平面圖



Second Floor Plan
二樓平面圖

Part Plan
部分平面圖



Roof Plan
天台平面圖

The internal areas of the houses on the upper floors will generally be slightly larger than those on the lower floors because of the reducing thickness of the structural walls on the upper floors.

因洋房的較高樓層的結構牆的厚度遞減，較高樓層的內部面積，一般比較低樓層的內部面積稍大。

- Note:
- The dimensions of floor plans are all structural dimensions in millimeter.
 - Please refer to page AL001 of this sales brochure for legend of the terms and abbreviations and guidance notes in studying the floor plans in this section.
 - The above floor plans mainly show the dimensions of the houses. Please refer to Garden floor plans shown on pages AL241 ~ AL362 for the dimensions of the garden.

- 備註：
- 樓面平面圖所列之尺寸數字為以毫米標示之建築結構尺寸。
 - 請參閱本售樓說明書第AL001頁之圖例及指引以協助解讀此部份的樓面平面圖及其顯示之名稱及簡稱。
 - 以上樓面平面圖主要顯示洋房的呎吋，有關花園的呎吋，請參閱第AL241頁至AL362頁的花園平面圖。

scale 0 5 10 M(米)
比例

Floor 樓層	The thickness of the floor slabs (excluding plaster) of the above house as provided in the approved building plans for the Development (mm) 按發展項目經批准的建築圖則所規定，上述洋房的樓板(不包括灰泥)的厚度(毫米)	The floor-to-floor height of the above house as provided in the approved building plans for the Development (mm) 按發展項目經批准的建築圖則所規定，上述洋房的層與層之間的高度(毫米)
G/F 地下層	150	3050, 3300
1/F 一樓	125, 150, 225	3650, 3800, 4000, 4100, 4250
2/F 二樓	150, 225	2900, 3050, 3500, 3600
Roof 天台	-	-

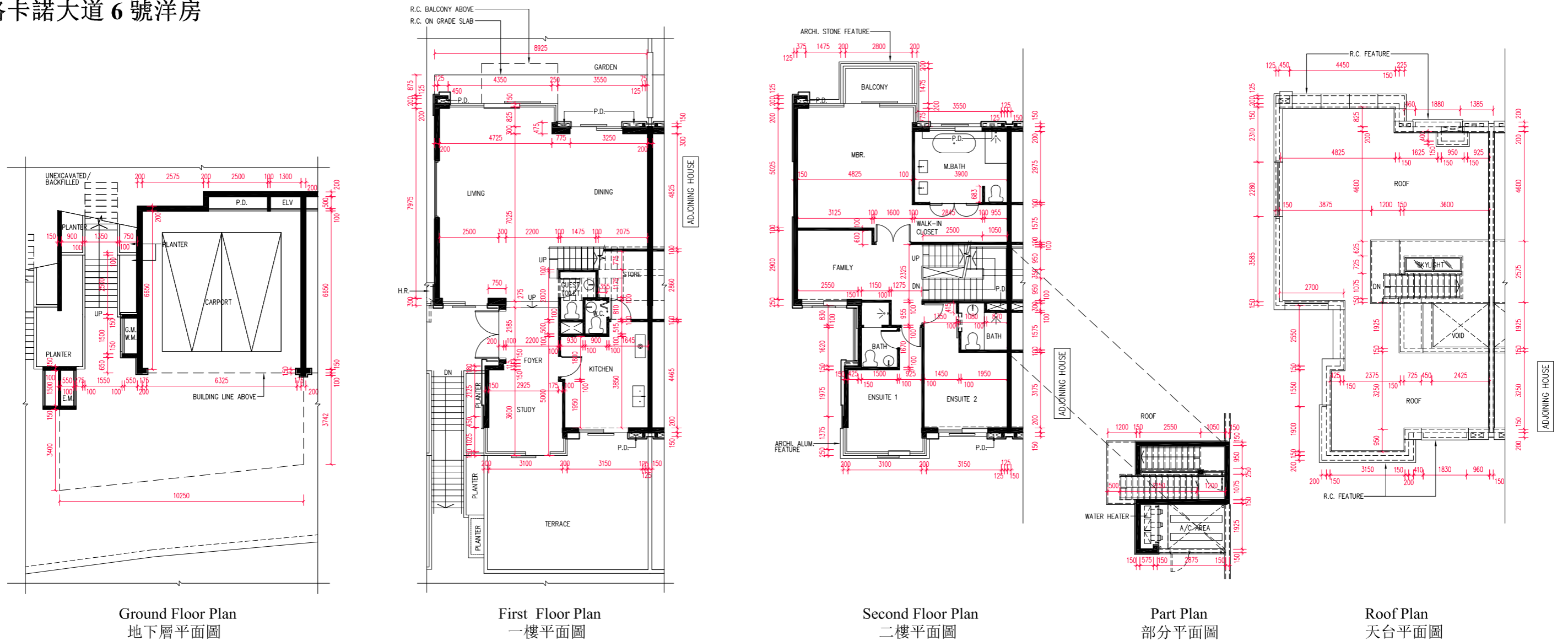
Floor plans of residential properties in the Development 發展項目的住宅物業的樓面平面圖

House Type C2a

C2a 型洋房

Locarno Avenue House No. 6

洛卡諾大道 6 號洋房



Ground Floor Plan
地下層平面圖

First Floor Plan
一樓平面圖

Second Floor Plan
二樓平面圖

Part Plan
部分平面圖

Roof Plan
天台平面圖

The internal areas of the houses on the upper floors will generally be slightly larger than those on the lower floors because of the reducing thickness of the structural walls on the upper floors.

因洋房的較高樓層的結構牆的厚度遞減，較高樓層的內部面積，一般比較低樓層的內部面積稍大。

Note:

- The dimensions of floor plans are all structural dimensions in millimeter.
- Please refer to page AL001 of this sales brochure for legend of the terms and abbreviations and guidance notes in studying the floor plans in this section.
- The above floor plans mainly show the dimensions of the houses. Please refer to Garden floor plans shown on pages AL241 ~ AL362 for the dimensions of the garden.

備註：

- 樓面平面圖所列之尺寸數字為以毫米標示之建築結構尺寸。
- 請參閱本售樓說明書第AL001頁之圖例及指引以協助解讀此部份的樓面平面圖及其顯示之名稱及簡稱。
- 以上樓面平面圖主要顯示洋房的呎吋，有關花園的呎吋，請參閱第AL241頁至AL362頁的花園平面圖。

scale 比例 0 5 10 M(米)

Floor 樓層	The thickness of the floor slabs (excluding plaster) of the above house as provided in the approved building plans for the Development (mm) 按發展項目經批准的建築圖則所規定，上述洋房的樓板(不包括灰泥)的厚度(毫米)	The floor-to-floor height of the above house as provided in the approved building plans for the Development (mm) 按發展項目經批准的建築圖則所規定，上述洋房的層與層之間的高度(毫米)
G/F 地下層	150	3050, 3300
1/F 一樓	125, 150, 225	3650, 3800, 4000, 4100, 4250
2/F 二樓	150, 225	2900, 3050, 3500, 3600
Roof 天台	-	-

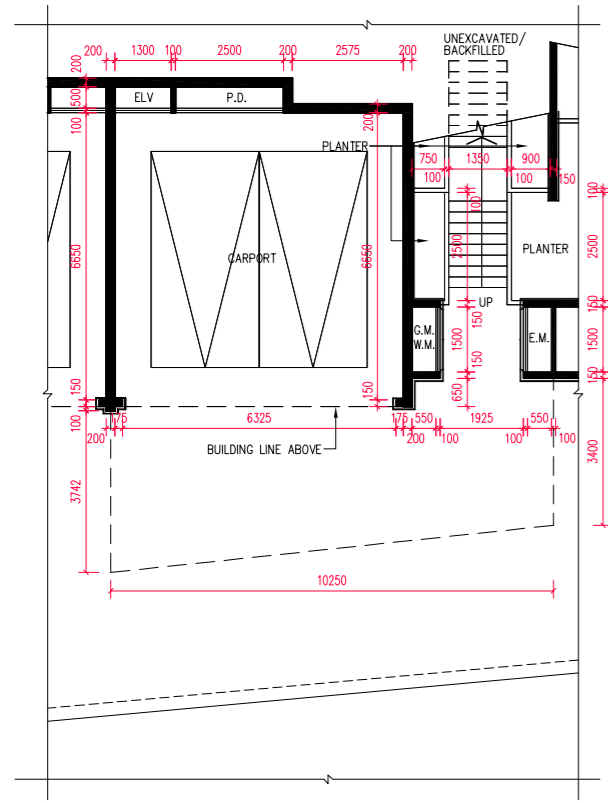
Floor plans of residential properties in the Development 發展項目的住宅物業的樓面平面圖

House Type C2a

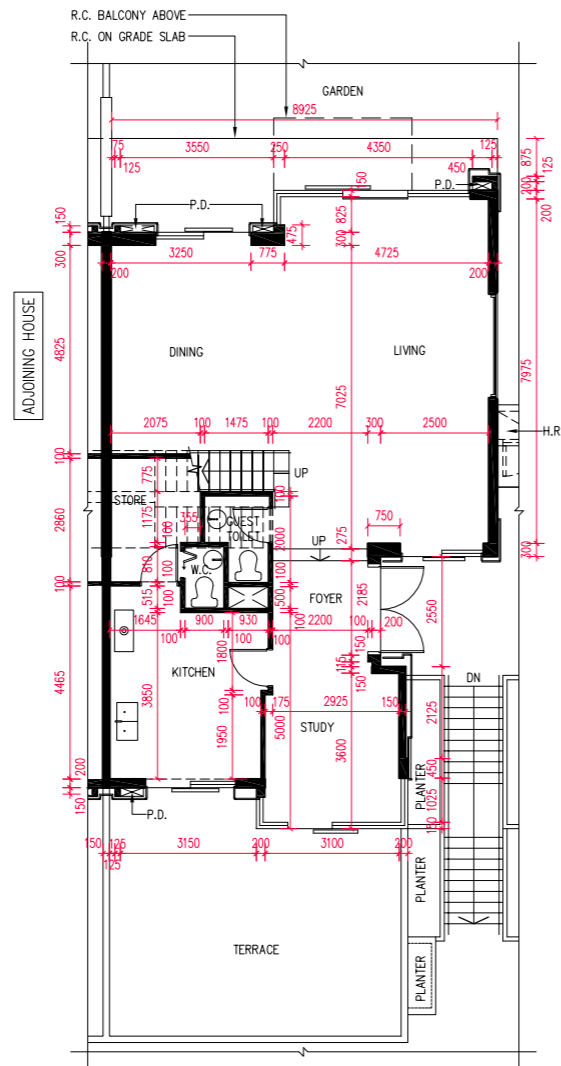
C2a 型洋房

Locarno Avenue House No. 7

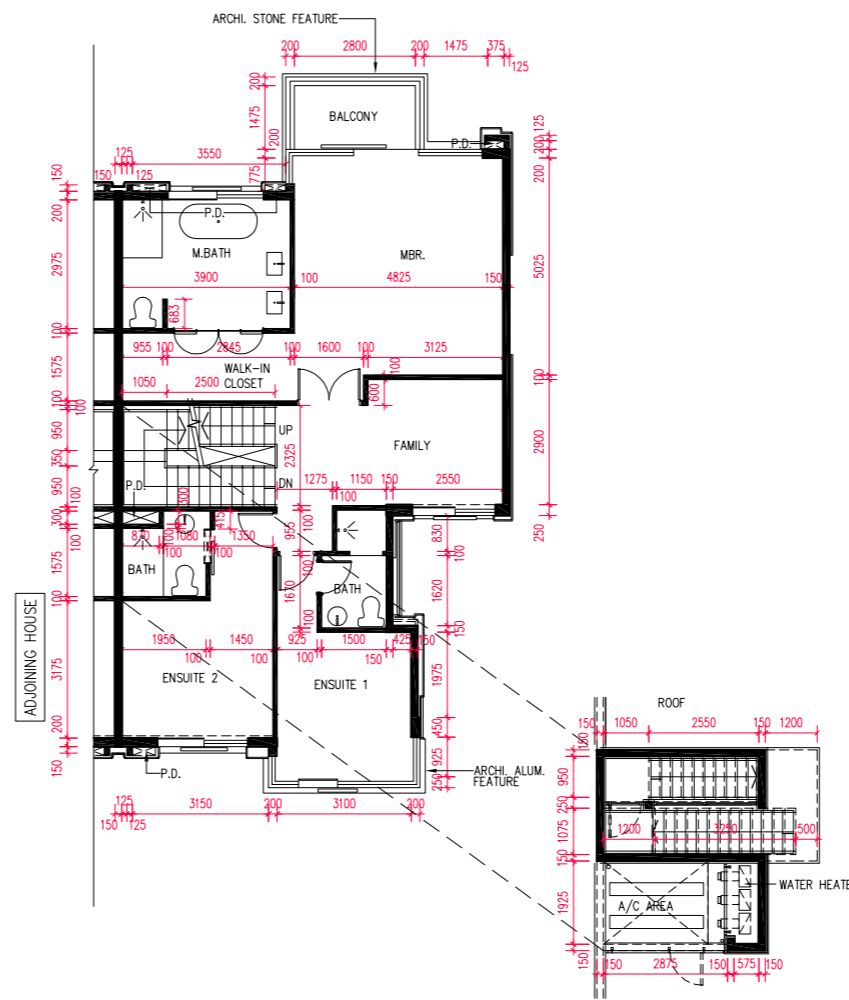
洛卡諾大道 7 號洋房



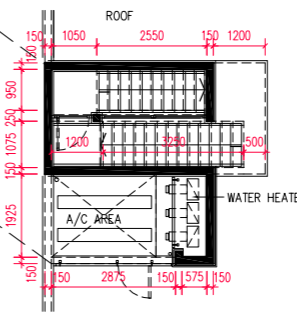
Ground Floor Plan
地下層平面圖



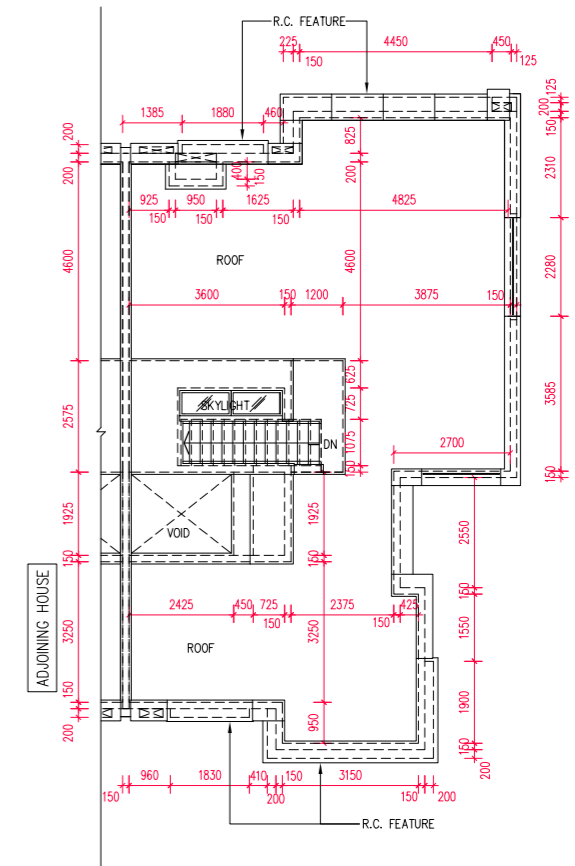
First Floor Plan
一樓平面圖



Second Floor Plan
二樓平面圖



Part Plan
部分平面圖



Roof Plan
天台平面圖

The internal areas of the houses on the upper floors will generally be slightly larger than those on the lower floors because of the reducing thickness of the structural walls on the upper floors.

因洋房的較高樓層的結構牆的厚度遞減，較高樓層的內部面積，一般比較低樓層的內部面積稍大。

- Note:
- The dimensions of floor plans are all structural dimensions in millimeter.
 - Please refer to page AL001 of this sales brochure for legend of the terms and abbreviations and guidance notes in studying the floor plans in this section.
 - The above floor plans mainly show the dimensions of the houses. Please refer to Garden floor plans shown on pages AL241 ~ AL362 for the dimensions of the garden.

- 備註：
- 樓面平面圖所列之尺寸數字為以毫米標示之建築結構尺寸。
 - 請參閱本售樓說明書第AL001頁之圖例及指引以協助解讀此部份的樓面平面圖及其顯示之名稱及簡稱。
 - 以上樓面平面圖主要顯示洋房的呎吋，有關花園的呎吋，請參閱第AL241頁至AL362頁的花園平面圖。

scale 0 5 10 M(米)
比例

Floor 樓層	The thickness of the floor slabs (excluding plaster) of the above house as provided in the approved building plans for the Development (mm) 按發展項目經批准的建築圖則所規定，上述洋房的樓板(不包括灰泥)的厚度(毫米)	The floor-to-floor height of the above house as provided in the approved building plans for the Development (mm) 按發展項目經批准的建築圖則所規定，上述洋房的層與層之間的高度(毫米)
G/F 地下層	150	3050, 3300
1/F 一樓	125, 150, 225	3650, 3800, 4000, 4100, 4250
2/F 二樓	150, 225	2900, 3050, 3500, 3600
Roof 天台	-	-

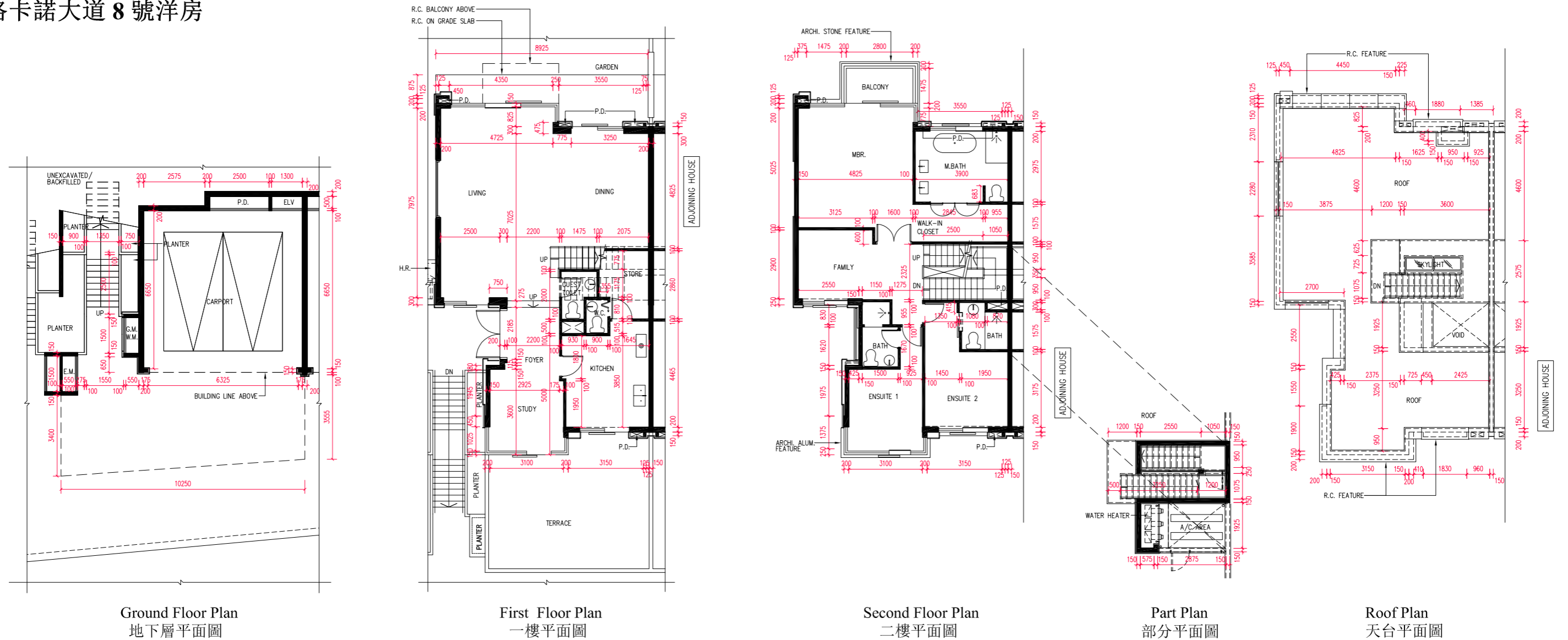
Floor plans of residential properties in the Development 發展項目的住宅物業的樓面平面圖

House Type C2a

C2a 型洋房

Locarno Avenue House No. 8

洛卡諾大道 8 號洋房



The internal areas of the houses on the upper floors will generally be slightly larger than those on the lower floors because of the reducing thickness of the structural walls on the upper floors.

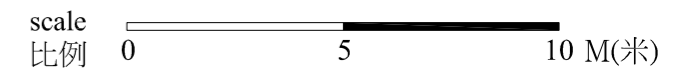
因洋房的較高樓層的結構牆的厚度遞減，較高樓層的內部面積，一般比較低樓層的內部面積稍大。

Note:

- The dimensions of floor plans are all structural dimensions in millimeter.
- Please refer to page AL001 of this sales brochure for legend of the terms and abbreviations and guidance notes in studying the floor plans in this section.
- The above floor plans mainly show the dimensions of the houses. Please refer to Garden floor plans shown on pages AL241 ~ AL362 for the dimensions of the garden.

備註：

- 樓面平面圖所列之尺寸數字為以毫米標示之建築結構尺寸。
- 請參閱本售樓說明書第AL001頁之圖例及指引以協助解讀此部份的樓面平面圖及其顯示之名稱及簡稱。
- 以上樓面平面圖主要顯示洋房的呎吋，有關花園的呎吋，請參閱第AL241頁至AL362頁的花園平面圖。



Floor 樓層	The thickness of the floor slabs (excluding plaster) of the above house as provided in the approved building plans for the Development (mm) 按發展項目經批准的建築圖則所規定，上述洋房的樓板(不包括灰泥)的厚度(毫米)	The floor-to-floor height of the above house as provided in the approved building plans for the Development (mm) 按發展項目經批准的建築圖則所規定，上述洋房的層與層之間的高度(毫米)
G/F 地下層	150	3050, 3300
1/F 一樓	125, 150, 225	3650, 3800, 4000, 4100, 4250
2/F 二樓	150, 225	2900, 3050, 3500, 3600
Roof 天台	-	-

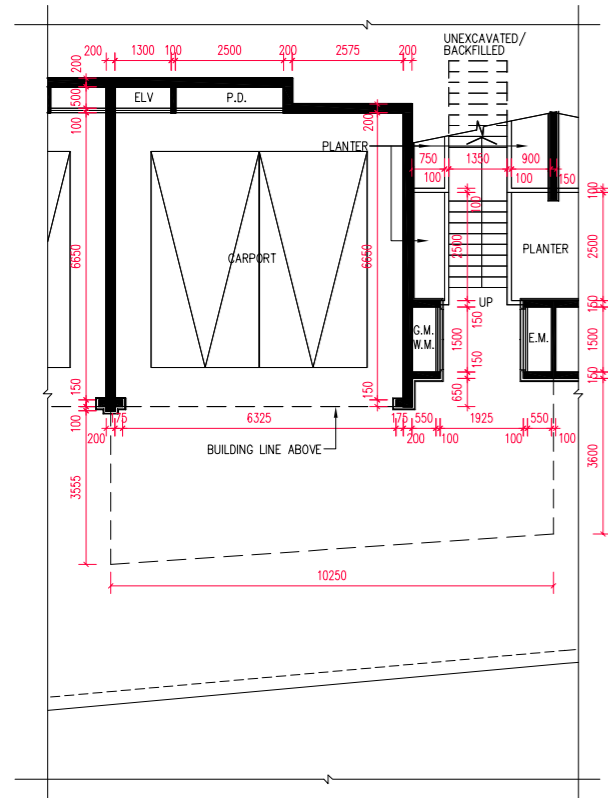
Floor plans of residential properties in the Development 發展項目的住宅物業的樓面平面圖

House Type C2a

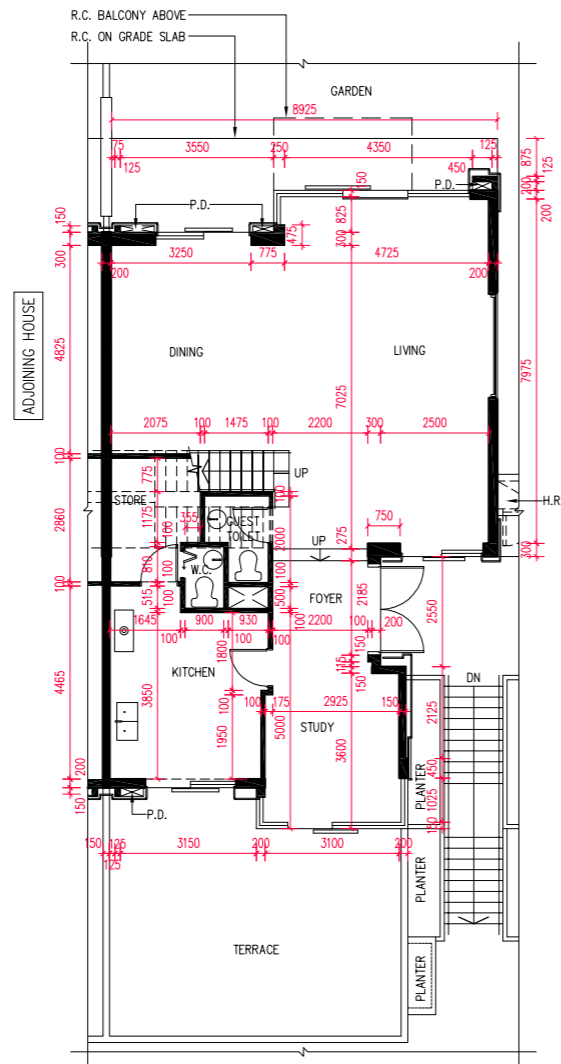
C2a 型洋房

Locarno Avenue House No. 9

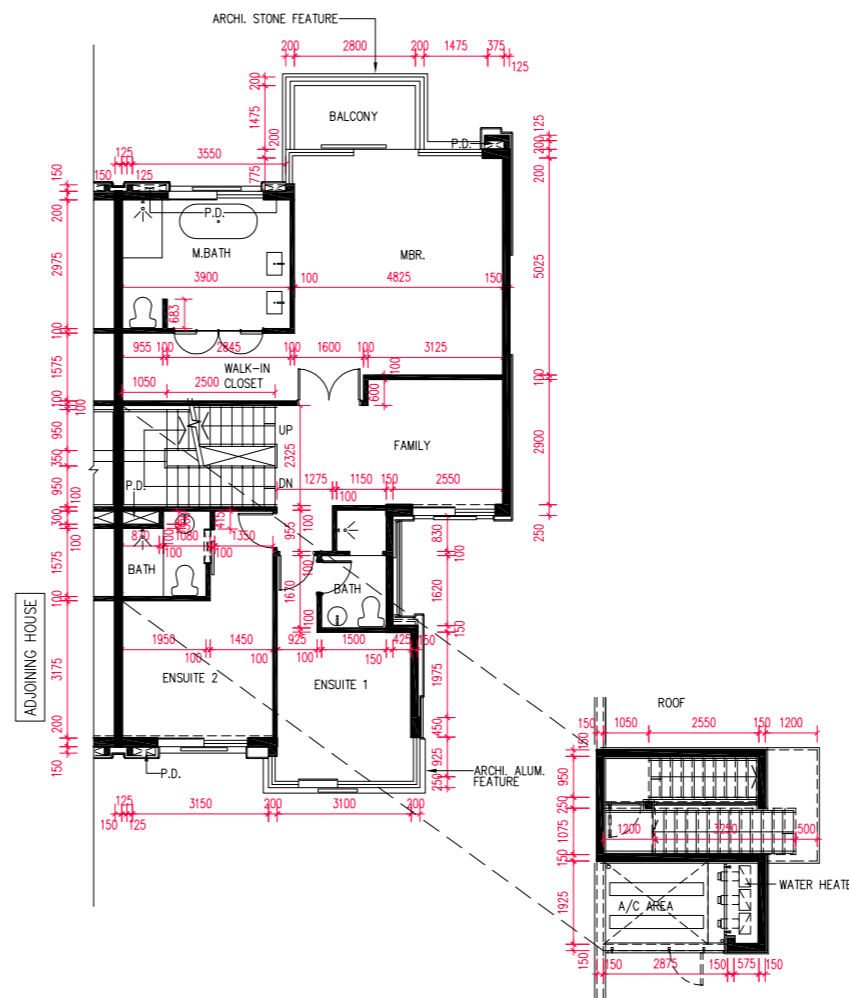
洛卡諾大道 9 號洋房



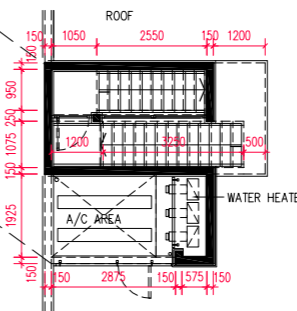
Ground Floor Plan
地下層平面圖



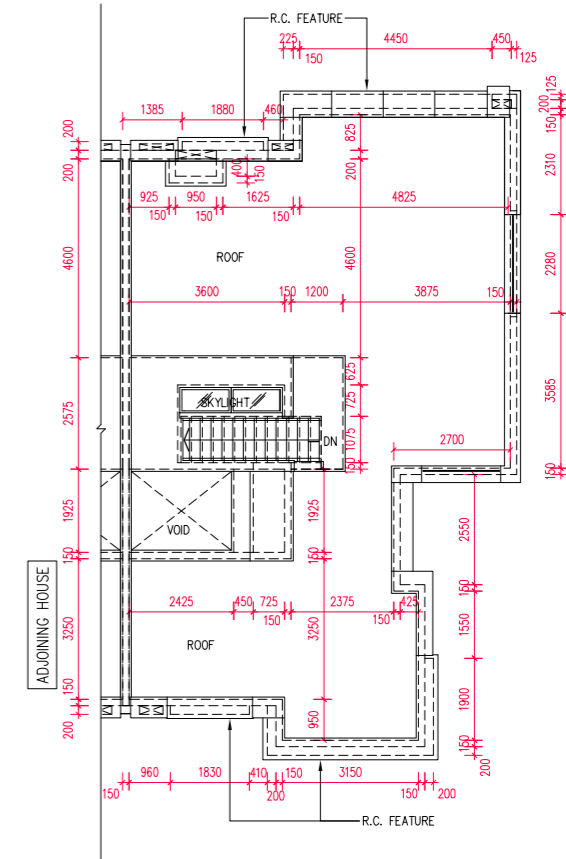
First Floor Plan
一樓平面圖



Second Floor Plan
二樓平面圖



Part Plan
部分平面圖



Roof Plan
天台平面圖

The internal areas of the houses on the upper floors will generally be slightly larger than those on the lower floors because of the reducing thickness of the structural walls on the upper floors.

因洋房的較高樓層的結構牆的厚度遞減，較高樓層的內部面積，一般比較低樓層的內部面積稍大。

- Note:
- The dimensions of floor plans are all structural dimensions in millimeter.
 - Please refer to page AL001 of this sales brochure for legend of the terms and abbreviations and guidance notes in studying the floor plans in this section.
 - The above floor plans mainly show the dimensions of the houses. Please refer to Garden floor plans shown on pages AL241 ~ AL362 for the dimensions of the garden.

- 備註：
- 樓面平面圖所列之尺寸數字為以毫米標示之建築結構尺寸。
 - 請參閱本售樓說明書第AL001頁之圖例及指引以協助解讀此部份的樓面平面圖及其顯示之名稱及簡稱。
 - 以上樓面平面圖主要顯示洋房的呎吋，有關花園的呎吋，請參閱第AL241頁至AL362頁的花園平面圖。

scale 比例 0 5 10 M(米)

Floor 樓層	The thickness of the floor slabs (excluding plaster) of the above house as provided in the approved building plans for the Development (mm) 按發展項目經批准的建築圖則所規定，上述洋房的樓板(不包括灰泥)的厚度(毫米)	The floor-to-floor height of the above house as provided in the approved building plans for the Development (mm) 按發展項目經批准的建築圖則所規定，上述洋房的層與層之間的高度(毫米)
G/F 地下層	150	3050, 3300
1/F 一樓	125, 150, 225	3650, 3800, 4000, 4100, 4250
2/F 二樓	150, 225	2900, 3050, 3500, 3600
Roof 天台	-	-

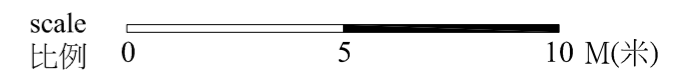
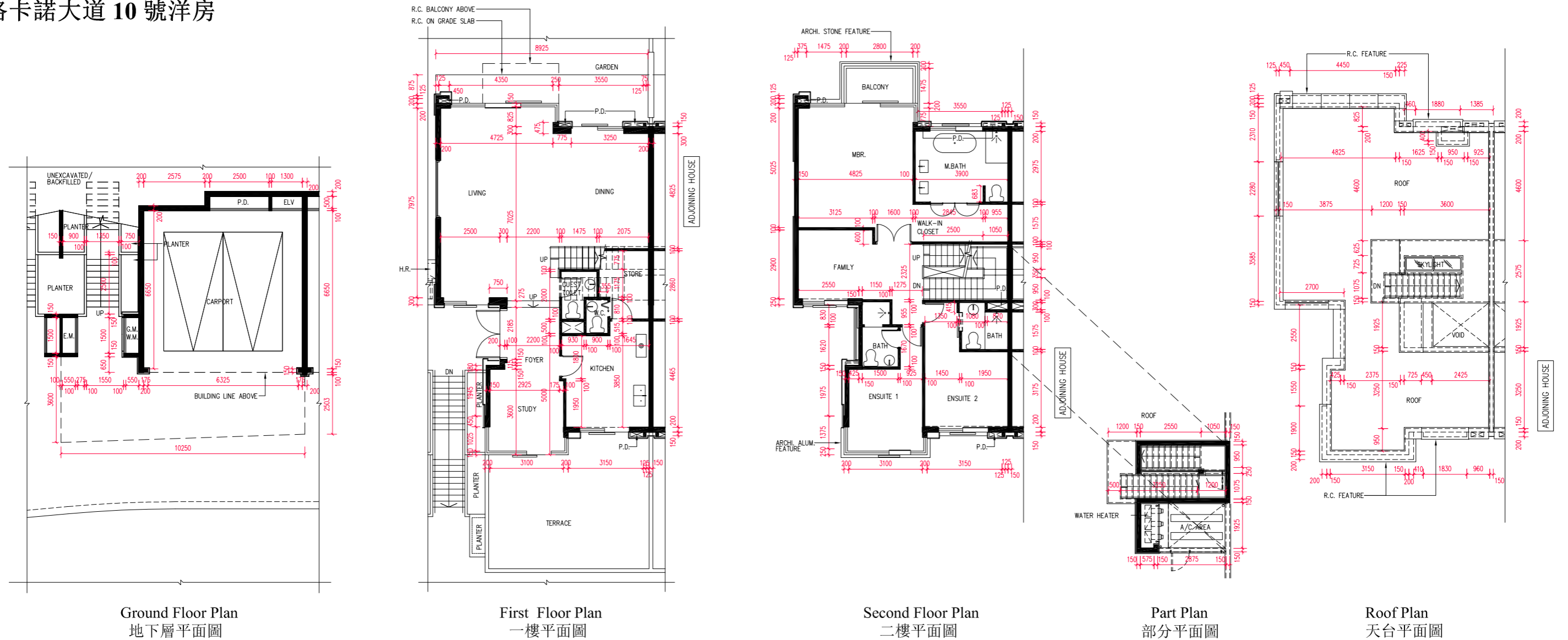
Floor plans of residential properties in the Development 發展項目的住宅物業的樓面平面圖

House Type C2a

C2a 型洋房

Locarno Avenue House No. 10

洛卡諾大道 10 號洋房



The internal areas of the houses on the upper floors will generally be slightly larger than those on the lower floors because of the reducing thickness of the structural walls on the upper floors.

因洋房的較高樓層的結構牆的厚度遞減，較高樓層的內部面積，一般比較低樓層的內部面積稍大。

Note:

- The dimensions of floor plans are all structural dimensions in millimeter.
- Please refer to page AL001 of this sales brochure for legend of the terms and abbreviations and guidance notes in studying the floor plans in this section.
- The above floor plans mainly show the dimensions of the houses. Please refer to Garden floor plans shown on pages AL241 ~ AL362 for the dimensions of the garden.

備註：

- 樓面平面圖所列之尺寸數字為以毫米標示之建築結構尺寸。
- 請參閱本售樓說明書第AL001頁之圖例及指引以協助解讀此部份的樓面平面圖及其顯示之名稱及簡稱。
- 以上樓面平面圖主要顯示洋房的呎吋，有關花園的呎吋，請參閱第AL241頁至AL362頁的花園平面圖。

Floor 樓層	The thickness of the floor slabs (excluding plaster) of the above house as provided in the approved building plans for the Development (mm) 按發展項目經批准的建築圖則所規定，上述洋房的樓板(不包括灰泥)的厚度(毫米)	The floor-to-floor height of the above house as provided in the approved building plans for the Development (mm) 按發展項目經批准的建築圖則所規定，上述洋房的層與層之間的高度(毫米)
G/F 地下層	150	3050, 3300
1/F 一樓	125, 150, 225	3650, 3800, 4000, 4100, 4250
2/F 二樓	150, 225	2900, 3050, 3500, 3600
Roof 天台	-	-

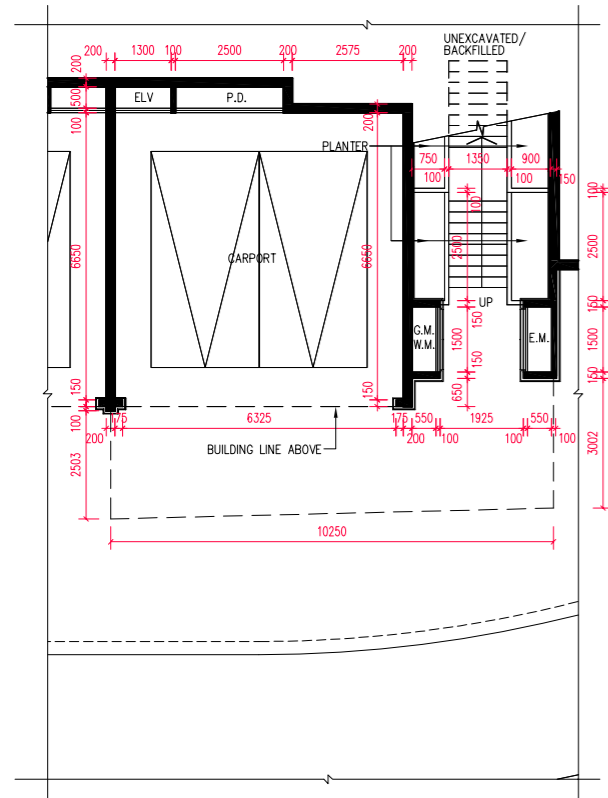
Floor plans of residential properties in the Development 發展項目的住宅物業的樓面平面圖

House Type C2a

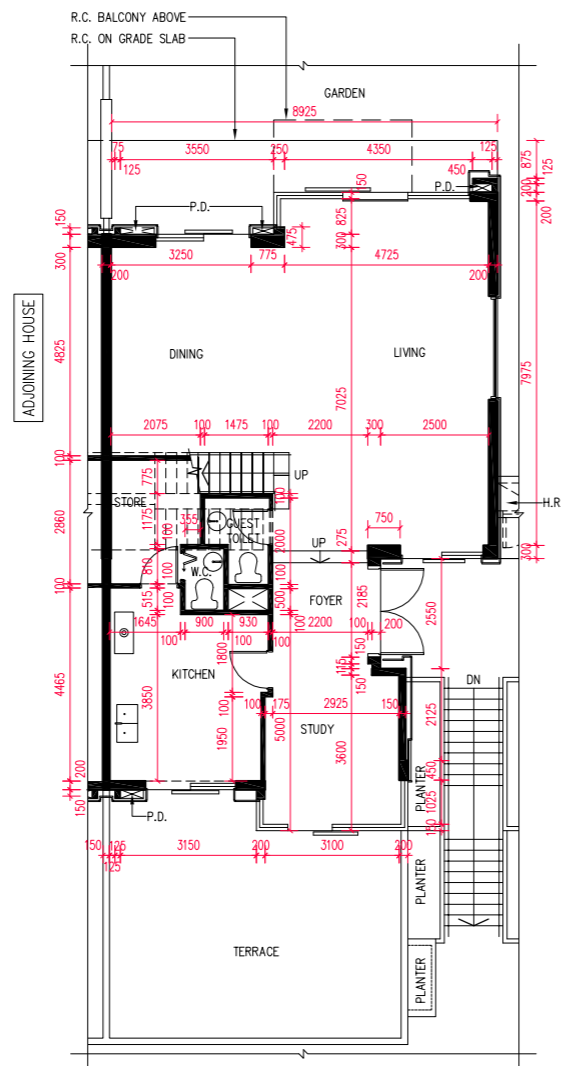
C2a 型洋房

Locarno Avenue House No. 11

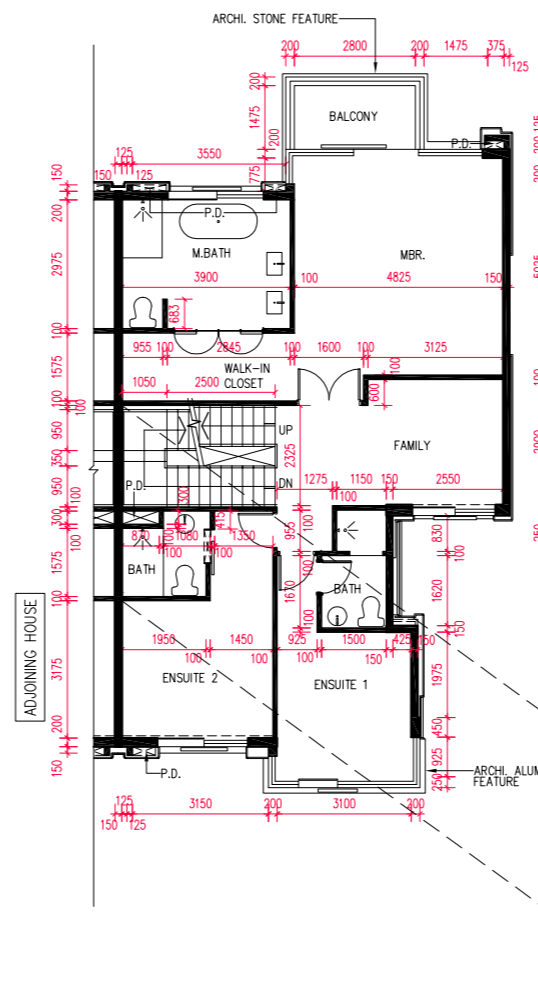
洛卡諾大道 11 號洋房



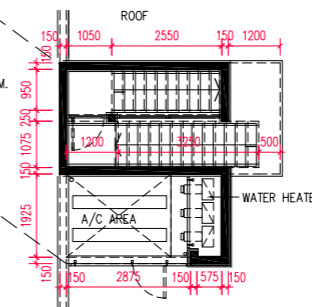
Ground Floor Plan
地下層平面圖



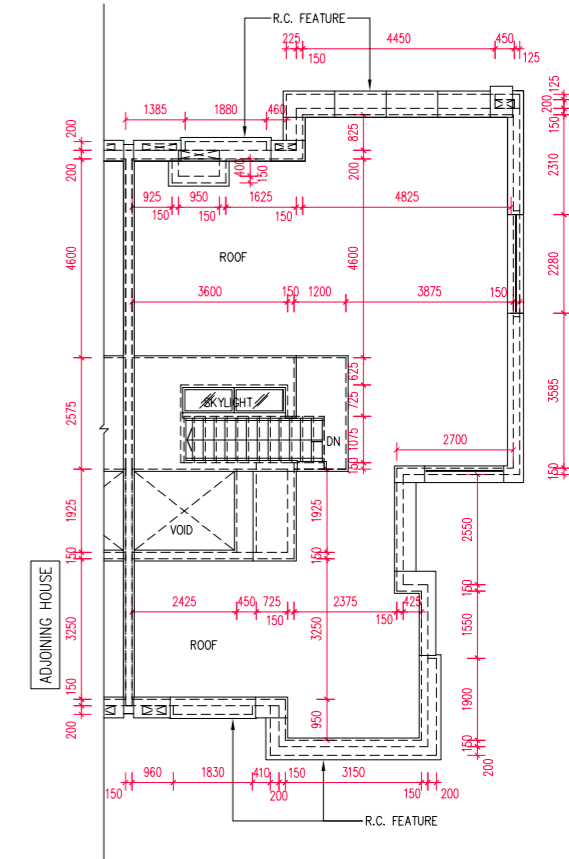
First Floor Plan
一樓平面圖



Second Floor Plan
二樓平面圖



Part Plan
部分平面圖



Roof Plan
天台平面圖

The internal areas of the houses on the upper floors will generally be slightly larger than those on the lower floors because of the reducing thickness of the structural walls on the upper floors.

因洋房的較高樓層的結構牆的厚度遞減，較高樓層的內部面積，一般比較低樓層的內部面積稍大。

- Note:
- The dimensions of floor plans are all structural dimensions in millimeter.
 - Please refer to page AL001 of this sales brochure for legend of the terms and abbreviations and guidance notes in studying the floor plans in this section.
 - The above floor plans mainly show the dimensions of the houses. Please refer to Garden floor plans shown on pages AL241 ~ AL362 for the dimensions of the garden.

- 備註：
- 樓面平面圖所列之尺寸數字為以毫米標示之建築結構尺寸。
 - 請參閱本售樓說明書第AL001頁之圖例及指引以協助解讀此部份的樓面平面圖及其顯示之名稱及簡稱。
 - 以上樓面平面圖主要顯示洋房的呎吋，有關花園的呎吋，請參閱第AL241頁至AL362頁的花園平面圖。

scale 比例 0 5 10 M(米)

Floor 樓層	The thickness of the floor slabs (excluding plaster) of the above house as provided in the approved building plans for the Development (mm) 按發展項目經批准的建築圖則所規定，上述洋房的樓板(不包括灰泥)的厚度(毫米)	The floor-to-floor height of the above house as provided in the approved building plans for the Development (mm) 按發展項目經批准的建築圖則所規定，上述洋房的層與層之間的高度(毫米)
G/F 地下層	150	3050, 3300
1/F 一樓	125, 150, 225	3650, 3800, 4000, 4100, 4250
2/F 二樓	150, 225	2900, 3050, 3500, 3600
Roof 天台	-	-

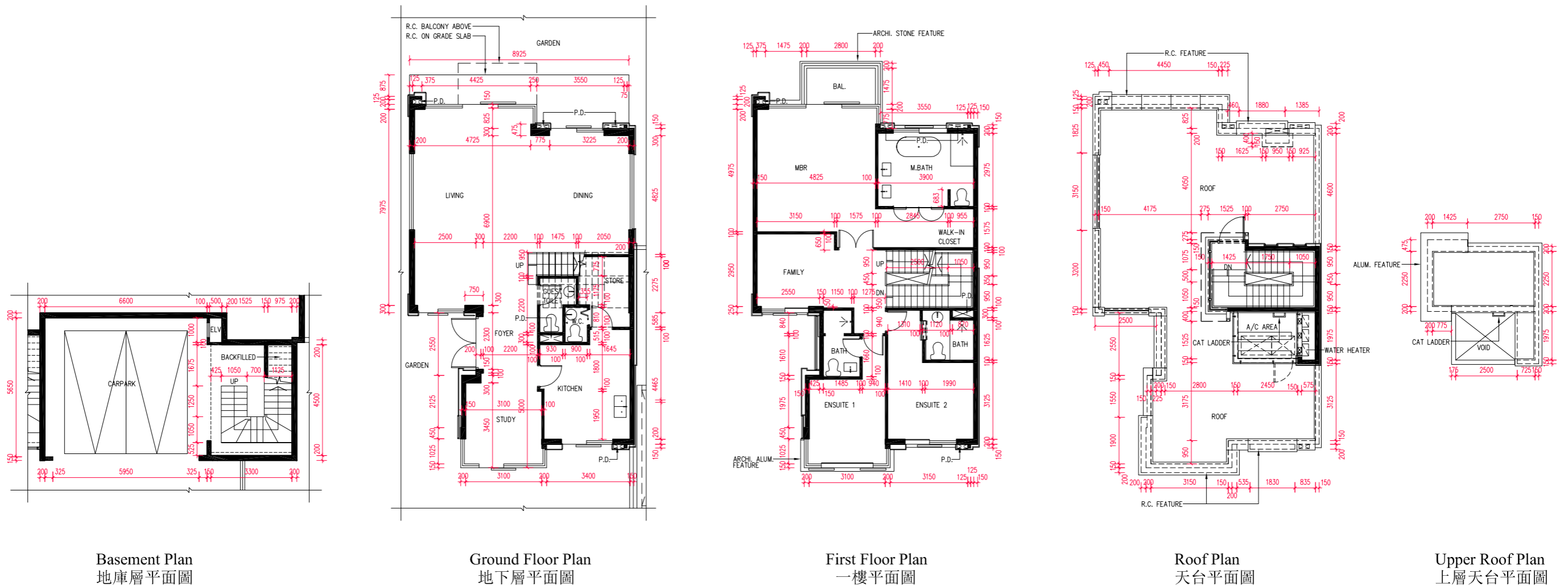
Floor plans of residential properties in the Development 發展項目的住宅物業的樓面平面圖

House Type C2b1

C2b1 型洋房

Geneva South Avenue House No. 1

日內瓦大道南 1 號洋房



The internal areas of the houses on the upper floors will generally be slightly larger than those on the lower floors because of the reducing thickness of the structural walls on the upper floors.

因洋房的較高樓層的結構牆的厚度遞減，較高樓層的内部面積，一般比較低樓層的内部面積稍大。

Note:

- The dimensions of floor plans are all structural dimensions in millimeter.
- Please refer to page AL001 of this sales brochure for legend of the terms and abbreviations and guidance notes in studying the floor plans in this section.
- The above floor plans mainly show the dimensions of the houses. Please refer to Garden floor plans shown on pages AL241 ~ AL362 for the dimensions of the garden.

備註:

- 樓面平面圖所列之尺寸數字為以毫米標示之建築結構尺寸。
- 請參閱本售樓說明書第AL001頁之圖例及指引以協助解讀此部份的樓面平面圖及其顯示之名稱及簡稱。
- 以上樓面平面圖主要顯示洋房的呎吋，有關花園的呎吋，請參閱第AL241頁至AL362頁的花園平面圖。

Floor 樓層	The thickness of the floor slabs (excluding plaster) of the above house as provided in the approved building plans for the Development (mm) 按發展項目經批准的建築圖則所規定，上述洋房的樓板(不包括灰泥)的厚度(毫米)	The floor-to-floor height of the above house as provided in the approved building plans for the Development (mm) 按發展項目經批准的建築圖則所規定，上述洋房的層與層之間的高度(毫米)
B/F 地庫層	150	3645
G/F 地下層	125, 150, 225	4050, 4200, 4350, 4500
1/F 一樓	150, 225	3500, 3650
Roof 天台	150	2825, 3125

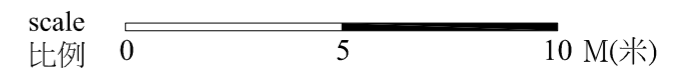
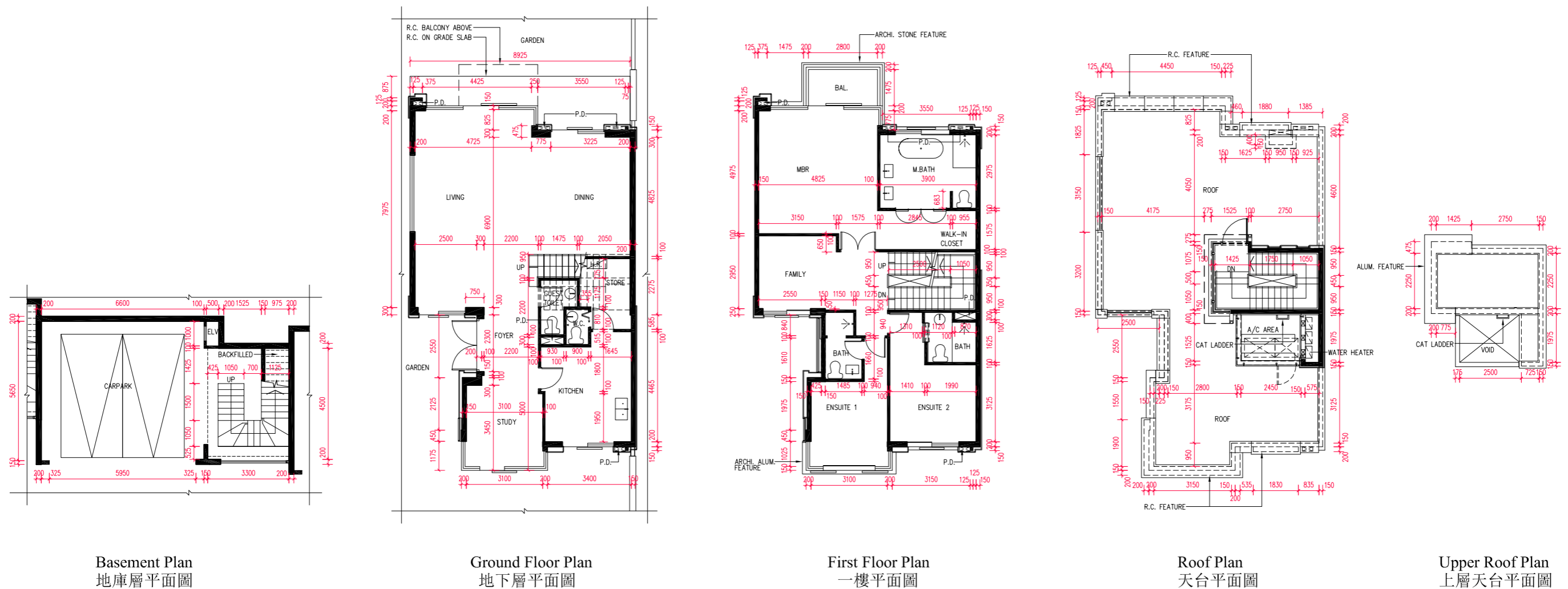
Floor plans of residential properties in the Development 發展項目的住宅物業的樓面平面圖

House Type C2b1

C2b1 型洋房

Geneva South Avenue House No. 2

日內瓦大道南 2 號洋房



The internal areas of the houses on the upper floors will generally be slightly larger than those on the lower floors because of the reducing thickness of the structural walls on the upper floors.
因洋房的較高樓層的結構牆的厚度遞減，較高樓層的內部面積，一般比較低樓層的內部面積稍大。

- Note:
- The dimensions of floor plans are all structural dimensions in millimeter.
 - Please refer to page AL001 of this sales brochure for legend of the terms and abbreviations and guidance notes in studying the floor plans in this section.
 - The above floor plans mainly show the dimensions of the houses. Please refer to Garden floor plans shown on pages AL241 ~ AL362 for the dimensions of the garden.

- 備註：
- 樓面平面圖所列之尺寸數字為以毫米標示之建築結構尺寸。
 - 請參閱本售樓說明書第AL001頁之圖例及指引以協助解讀此部份的樓面平面圖及其顯示之名稱及簡稱。
 - 以上樓面平面圖主要顯示洋房的呎吋，有關花園的呎吋，請參閱第AL241頁至AL362頁的花園平面圖。

Floor 樓層	The thickness of the floor slabs (excluding plaster) of the above house as provided in the approved building plans for the Development (mm) 按發展項目經批准的建築圖則所規定，上述洋房的樓板(不包括灰泥)的厚度(毫米)	The floor-to-floor height of the above house as provided in the approved building plans for the Development (mm) 按發展項目經批准的建築圖則所規定，上述洋房的層與層之間的高度(毫米)
B/F 地庫層	150	3845
G/F 地下層	125, 150, 225	4050, 4200, 4350, 4500
1/F 一樓	150, 225	3500, 3650
Roof 天台	150	2825, 3125

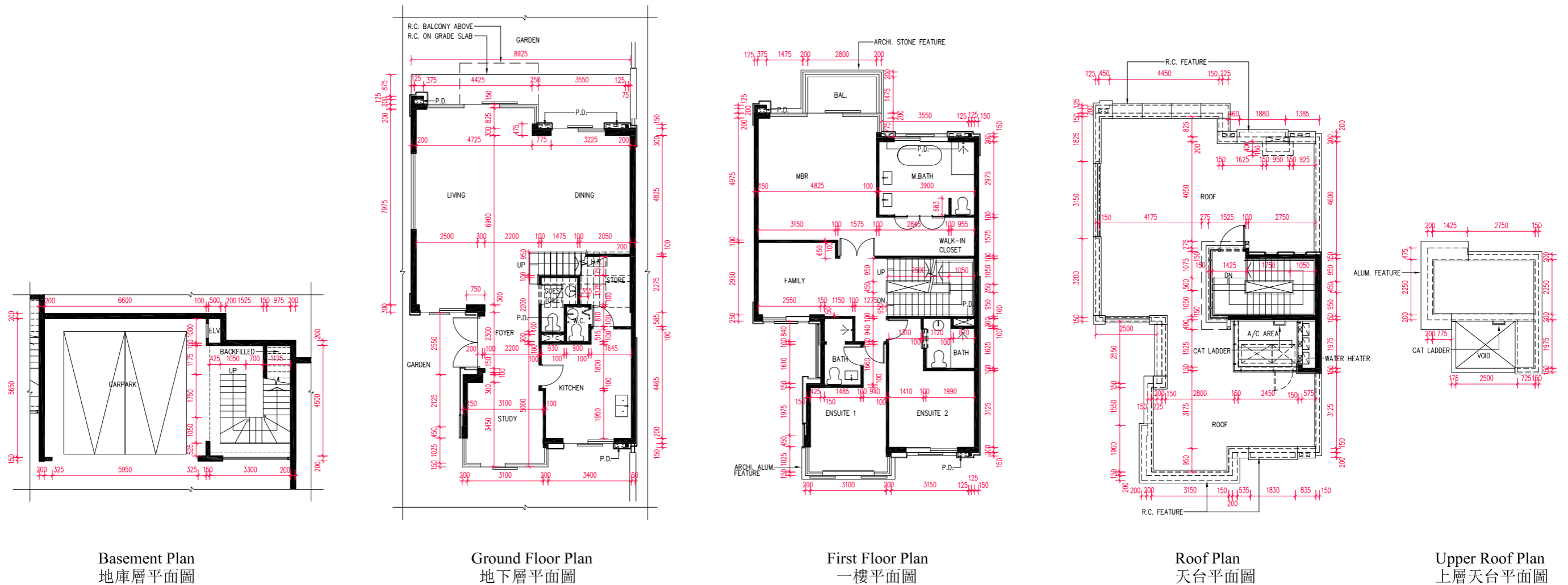
Floor plans of residential properties in the Development 發展項目的住宅物業的樓面平面圖

House Type C2b1

C2b1 型洋房

Geneva South Avenue House No. 3

日內瓦大道南 3 號洋房



The internal areas of the houses on the upper floors will generally be slightly larger than those on the lower floors because of the reducing thickness of the structural walls on the upper floors.

因洋房的較高樓層的結構牆的厚度遞減，較高樓層的内部面積，一般比較低樓層的内部面積稍大。

Note:

- The dimensions of floor plans are all structural dimensions in millimeter.
- Please refer to page AL001 of this sales brochure for legend of the terms and abbreviations and guidance notes in studying the floor plans in this section.
- The above floor plans mainly show the dimensions of the houses. Please refer to Garden floor plans shown on pages AL241 ~ AL362 for the dimensions of the garden.

備註：

- 樓面平面圖所列之尺寸數字為以毫米標示之建築結構尺寸。
- 請參閱本售樓說明書第AL001頁之圖例及指引以協助解讀此部份的樓面平面圖及其顯示之名稱及簡稱。
- 以上樓面平面圖主要顯示洋房的呎吋，有關花園的呎吋，請參閱第AL241頁至AL362頁的花園平面圖。

Floor 樓層	The thickness of the floor slabs (excluding plaster) of the above house as provided in the approved building plans for the Development (mm) 按發展項目經批准的建築圖則所規定，上述洋房的樓板(不包括灰泥)的厚度(毫米)	The floor-to-floor height of the above house as provided in the approved building plans for the Development (mm) 按發展項目經批准的建築圖則所規定，上述洋房的層與層之間的高度(毫米)
B/F 地庫層	150	4045
G/F 地下層	125, 150, 225	4050, 4200, 4350, 4500
1/F 一樓	150, 225	3500, 3650
Roof 天台	150	2825, 3125

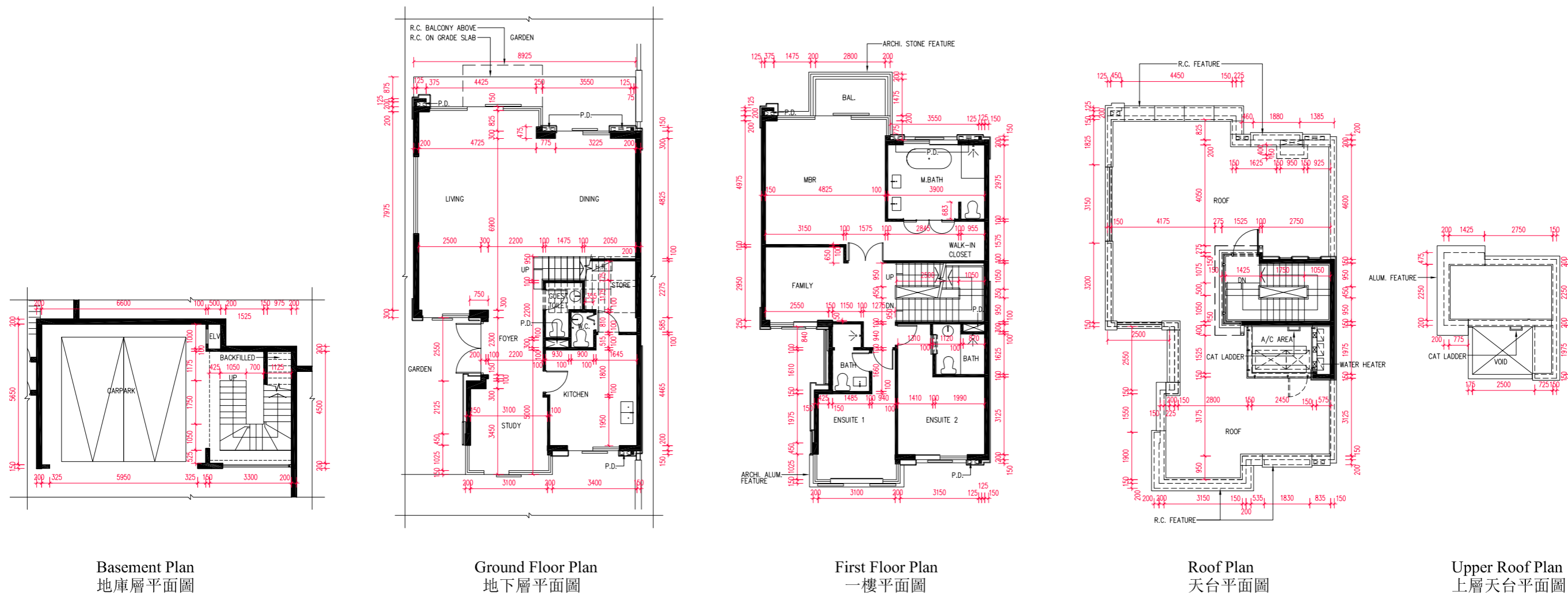
Floor plans of residential properties in the Development 發展項目的住宅物業的樓面平面圖

House Type C2b1

C2b1 型洋房

Geneva South Avenue House No. 5

日內瓦大道南 5 號洋房



The internal areas of the houses on the upper floors will generally be slightly larger than those on the lower floors because of the reducing thickness of the structural walls on the upper floors.
因洋房的較高樓層的結構牆的厚度遞減，較高樓層的內部面積，一般比較低樓層的內部面積稍大。

- Note:
- The dimensions of floor plans are all structural dimensions in millimeter.
 - Please refer to page AL001 of this sales brochure for legend of the terms and abbreviations and guidance notes in studying the floor plans in this section.
 - The above floor plans mainly show the dimensions of the houses. Please refer to Garden floor plans shown on pages AL241 ~ AL362 for the dimensions of the garden.

- 備註：
- 樓面平面圖所列之尺寸數字為以毫米標示之建築結構尺寸。
 - 請參閱本售樓說明書第AL001頁之圖例及指引以協助解讀此部份的樓面平面圖及其顯示之名稱及簡稱。
 - 以上樓面平面圖主要顯示洋房的呎吋，有關花園的呎吋，請參閱第AL241頁至AL362頁的花園平面圖。

Floor 樓層	The thickness of the floor slabs (excluding plaster) of the above house as provided in the approved building plans for the Development (mm) 按發展項目經批准的建築圖則所規定，上述洋房的樓板(不包括灰泥)的厚度(毫米)	The floor-to-floor height of the above house as provided in the approved building plans for the Development (mm) 按發展項目經批准的建築圖則所規定，上述洋房的層與層之間的高度(毫米)
B/F 地庫層	150	4245
G/F 地下層	125, 150, 225	4050, 4200, 4350, 4500
1/F 一樓	150, 225	3500, 3650
Roof 天台	150	2825, 3125

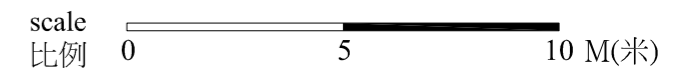
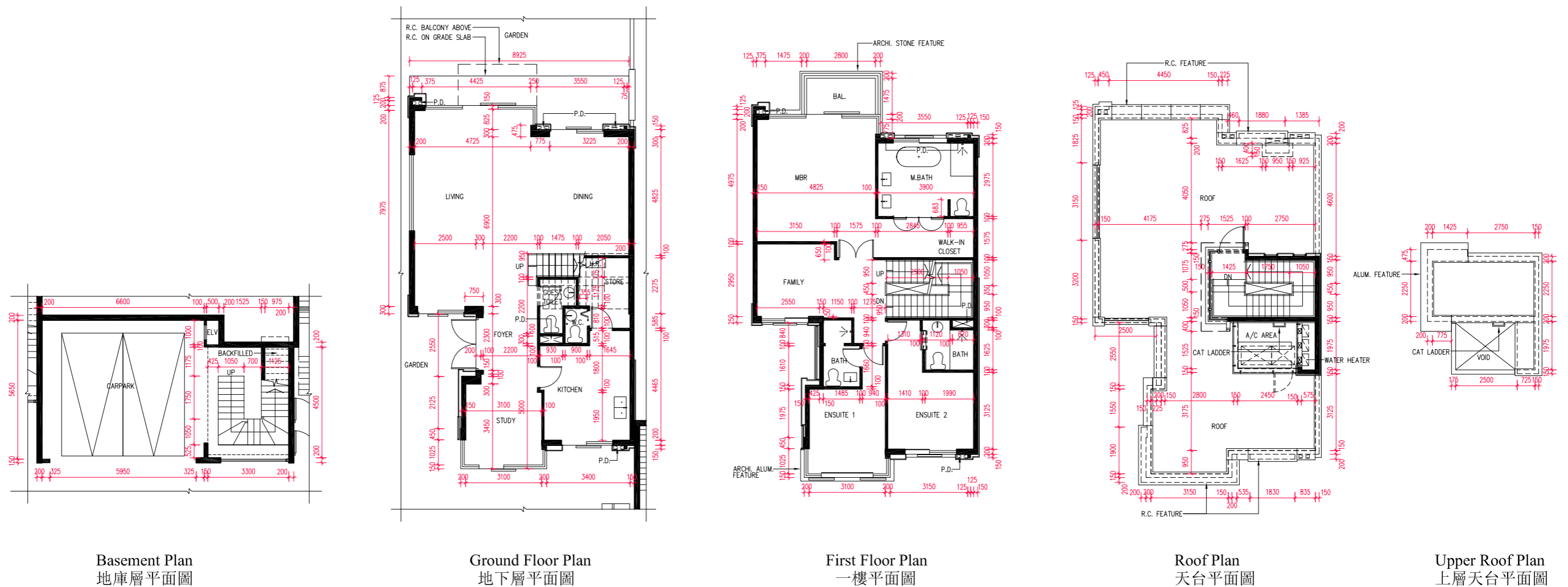
Floor plans of residential properties in the Development 發展項目的住宅物業的樓面平面圖

House Type C2b1

C2b1 型洋房

Geneva South Avenue House No. 6

日內瓦大道南 6 號洋房



The internal areas of the houses on the upper floors will generally be slightly larger than those on the lower floors because of the reducing thickness of the structural walls on the upper floors.
 因洋房的較高樓層的結構牆的厚度遞減，較高樓層的内部面積，一般比較低樓層的内部面積稍大。

Note:

- The dimensions of floor plans are all structural dimensions in millimeter.
- Please refer to page AL001 of this sales brochure for legend of the terms and abbreviations and guidance notes in studying the floor plans in this section.
- The above floor plans mainly show the dimensions of the houses. Please refer to Garden floor plans shown on pages AL241 ~ AL362 for the dimensions of the garden.

備註:

- 樓面平面圖所列之尺寸數字為以毫米標示之建築結構尺寸。
- 請參閱本售樓說明書第AL001頁之圖例及指引以協助解讀此部份的樓面平面圖及其顯示之名稱及簡稱。
- 以上樓面平面圖主要顯示洋房的呎吋，有關花園的呎吋，請參閱第AL241頁至AL362頁的花園平面圖。

Floor 樓層	The thickness of the floor slabs (excluding plaster) of the above house as provided in the approved building plans for the Development (mm) 按發展項目經批准的建築圖則所規定，上述洋房的樓板(不包括灰泥)的厚度(毫米)	The floor-to-floor height of the above house as provided in the approved building plans for the Development (mm) 按發展項目經批准的建築圖則所規定，上述洋房的層與層之間的高度(毫米)
B/F 地庫層	150	4445
G/F 地下層	125, 150, 225	4050, 4200, 4350, 4500
1/F 一樓	150, 225	3500, 3650
Roof 天台	150	2825, 3125

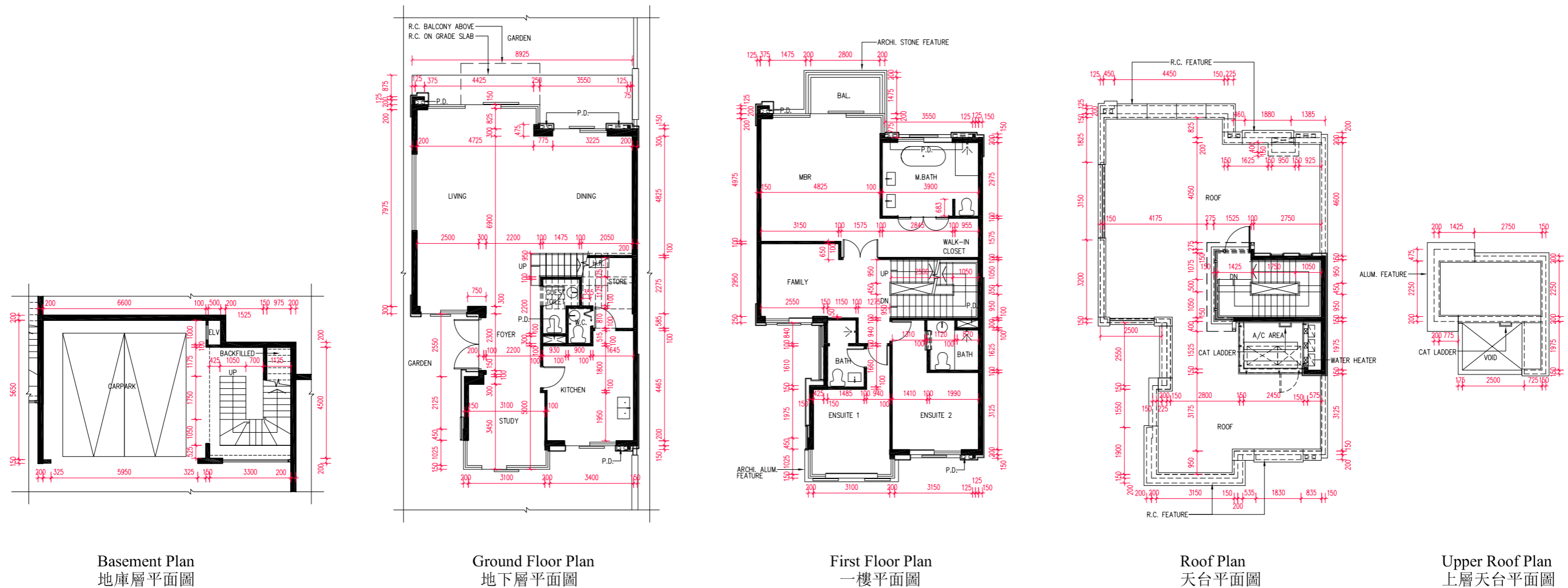
Floor plans of residential properties in the Development 發展項目的住宅物業的樓面平面圖

House Type C2b1

C2b1 型洋房

Geneva South Avenue House No. 7

日內瓦大道南 7 號洋房



The internal areas of the houses on the upper floors will generally be slightly larger than those on the lower floors because of the reducing thickness of the structural walls on the upper floors.
因洋房的較高樓層的結構牆的厚度遞減，較高樓層的內部面積，一般比較低樓層的內部面積稍大。

- Note:
- The dimensions of floor plans are all structural dimensions in millimeter.
 - Please refer to page AL001 of this sales brochure for legend of the terms and abbreviations and guidance notes in studying the floor plans in this section.
 - The above floor plans mainly show the dimensions of the houses. Please refer to Garden floor plans shown on pages AL241 ~ AL362 for the dimensions of the garden.

- 備註：
- 樓面平面圖所列之尺寸數字為以毫米標示之建築結構尺寸。
 - 請參閱本售樓說明書第AL001頁之圖例及指引以協助解讀此部份的樓面平面圖及其顯示之名稱及簡稱。
 - 以上樓面平面圖主要顯示洋房的呎吋，有關花園的呎吋，請參閱第AL241頁至AL362頁的花園平面圖。

Floor 樓層	The thickness of the floor slabs (excluding plaster) of the above house as provided in the approved building plans for the Development (mm) 按發展項目經批准的建築圖則所規定，上述洋房的樓板(不包括灰泥)的厚度(毫米)	The floor-to-floor height of the above house as provided in the approved building plans for the Development (mm) 按發展項目經批准的建築圖則所規定，上述洋房的層與層之間的高度(毫米)
B/F 地庫層	150	4080
G/F 地下層	125, 150, 225	4050, 4200, 4350, 4500
1/F 一樓	150, 225	3500, 3650
Roof 天台	150	2825, 3125

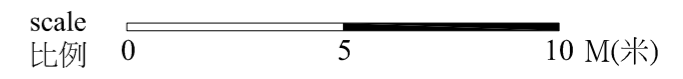
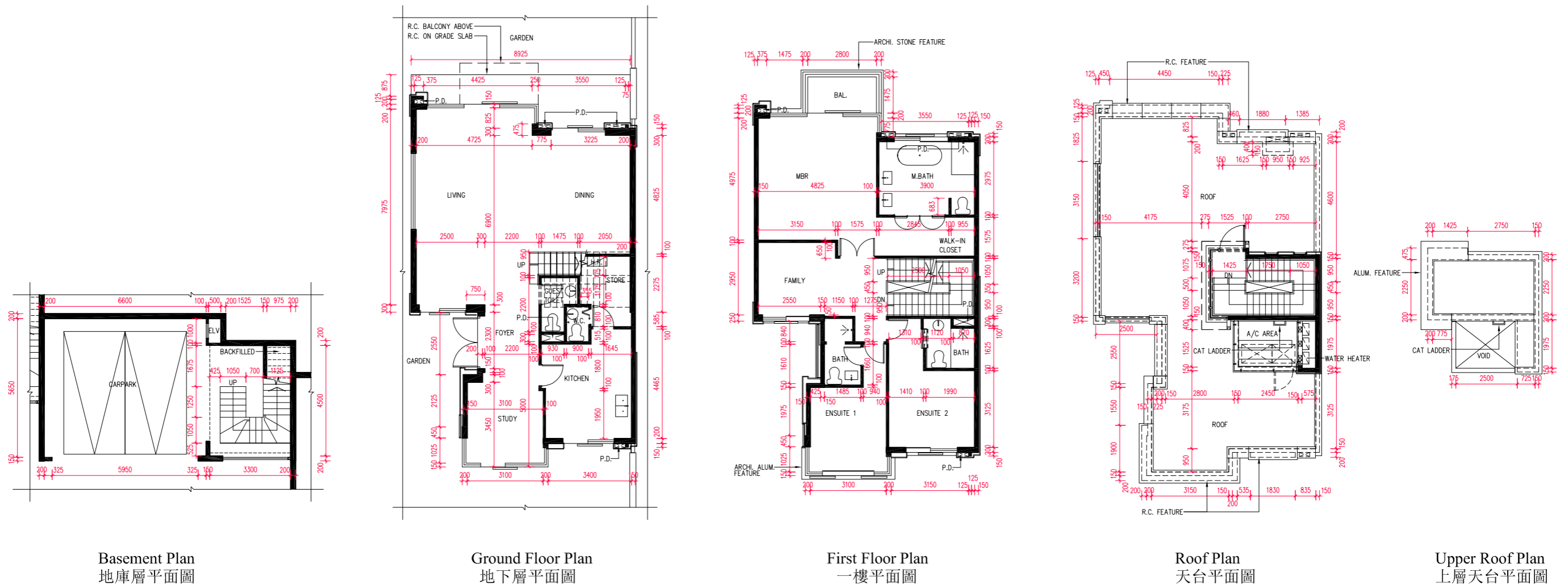
Floor plans of residential properties in the Development 發展項目的住宅物業的樓面平面圖

House Type C2b1

C2b1 型洋房

Geneva South Avenue House No. 8

日內瓦大道南 8 號洋房



The internal areas of the houses on the upper floors will generally be slightly larger than those on the lower floors because of the reducing thickness of the structural walls on the upper floors.
因洋房的較高樓層的結構牆的厚度遞減，較高樓層的內部面積，一般比較低樓層的內部面積稍大。

Note:

- The dimensions of floor plans are all structural dimensions in millimeter.
- Please refer to page AL001 of this sales brochure for legend of the terms and abbreviations and guidance notes in studying the floor plans in this section.
- The above floor plans mainly show the dimensions of the houses. Please refer to Garden floor plans shown on pages AL241 ~ AL362 for the dimensions of the garden.

備註:

- 樓面平面圖所列之尺寸數字為以毫米標示之建築結構尺寸。
- 請參閱本售樓說明書第AL001頁之圖例及指引以協助解讀此部份的樓面平面圖及其顯示之名稱及簡稱。
- 以上樓面平面圖主要顯示洋房的呎吋，有關花園的呎吋，請參閱第AL241頁至AL362頁的花園平面圖。

Floor 樓層	The thickness of the floor slabs (excluding plaster) of the above house as provided in the approved building plans for the Development (mm) 按發展項目經批准的建築圖則所規定，上述洋房的樓板(不包括灰泥)的厚度(毫米)	The floor-to-floor height of the above house as provided in the approved building plans for the Development (mm) 按發展項目經批准的建築圖則所規定，上述洋房的層與層之間的高度(毫米)
B/F 地庫層	150	3715
G/F 地下層	125, 150, 225	4050, 4200, 4350, 4500
1/F 一樓	150, 225	3500, 3650
Roof 天台	150	2825, 3125

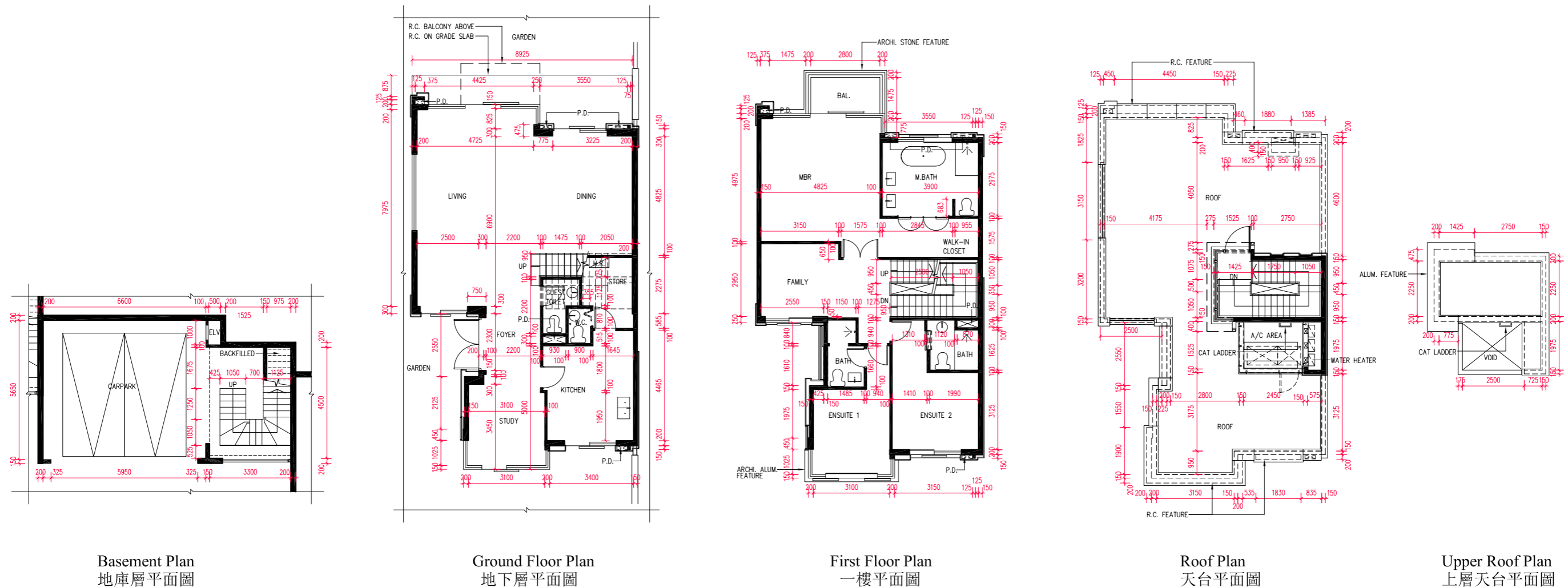
Floor plans of residential properties in the Development 發展項目的住宅物業的樓面平面圖

House Type C2b1

C2b1 型洋房

Geneva South Avenue House No. 9

日內瓦大道南 9 號洋房



scale 比例 0 5 10 M(米)

The internal areas of the houses on the upper floors will generally be slightly larger than those on the lower floors because of the reducing thickness of the structural walls on the upper floors.
因洋房的較高樓層的結構牆的厚度遞減，較高樓層的內部面積，一般比較低樓層的內部面積稍大。

- Note:
- The dimensions of floor plans are all structural dimensions in millimeter.
 - Please refer to page AL001 of this sales brochure for legend of the terms and abbreviations and guidance notes in studying the floor plans in this section.
 - The above floor plans mainly show the dimensions of the houses. Please refer to Garden floor plans shown on pages AL241 ~ AL362 for the dimensions of the garden.

- 備註：
- 樓面平面圖所列之尺寸數字為以毫米標示之建築結構尺寸。
 - 請參閱本售樓說明書第AL001頁之圖例及指引以協助解讀此部份的樓面平面圖及其顯示之名稱及簡稱。
 - 以上樓面平面圖主要顯示洋房的呎吋，有關花園的呎吋，請參閱第AL241頁至AL362頁的花園平面圖。

Floor 樓層	The thickness of the floor slabs (excluding plaster) of the above house as provided in the approved building plans for the Development (mm) 按發展項目經批准的建築圖則所規定，上述洋房的樓板(不包括灰泥)的厚度(毫米)	The floor-to-floor height of the above house as provided in the approved building plans for the Development (mm) 按發展項目經批准的建築圖則所規定，上述洋房的層與層之間的高度(毫米)
B/F 地庫層	150	3715
G/F 地下層	125, 150, 225	4050, 4200, 4350, 4500
1/F 一樓	150, 225	3500, 3650
Roof 天台	150	2825, 3125

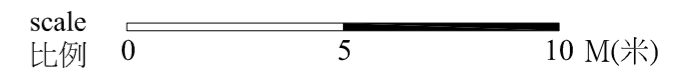
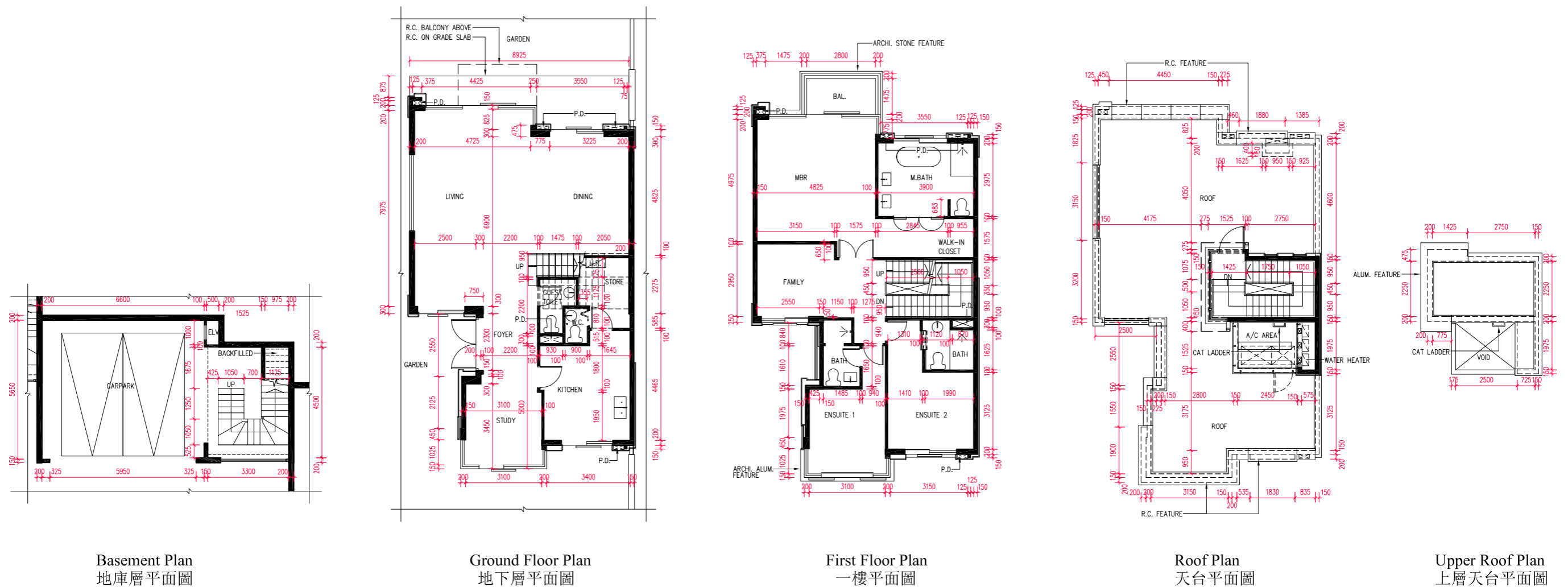
Floor plans of residential properties in the Development 發展項目的住宅物業的樓面平面圖

House Type C2b1

C2b1 型洋房

Geneva South Avenue House No. 10

日內瓦大道南 10 號洋房



The internal areas of the houses on the upper floors will generally be slightly larger than those on the lower floors because of the reducing thickness of the structural walls on the upper floors.
因洋房的較高樓層的結構牆的厚度遞減，較高樓層的内部面積，一般比較低樓層的内部面積稍大。

Note:

- The dimensions of floor plans are all structural dimensions in millimeter.
- Please refer to page AL001 of this sales brochure for legend of the terms and abbreviations and guidance notes in studying the floor plans in this section.
- The above floor plans mainly show the dimensions of the houses. Please refer to Garden floor plans shown on pages AL241 ~ AL362 for the dimensions of the garden.

備註:

- 樓面平面圖所列之尺寸數字為以毫米標示之建築結構尺寸。
- 請參閱本售樓說明書第AL001頁之圖例及指引以協助解讀此部份的樓面平面圖及其顯示之名稱及簡稱。
- 以上樓面平面圖主要顯示洋房的呎吋，有關花園的呎吋，請參閱第AL241頁至AL362頁的花園平面圖。

Floor 樓層	The thickness of the floor slabs (excluding plaster) of the above house as provided in the approved building plans for the Development (mm) 按發展項目經批准的建築圖則所規定，上述洋房的樓板(不包括灰泥)的厚度(毫米)	The floor-to-floor height of the above house as provided in the approved building plans for the Development (mm) 按發展項目經批准的建築圖則所規定，上述洋房的層與層之間的高度(毫米)
B/F 地庫層	150	3755
G/F 地下層	125, 150, 225	4050, 4200, 4350, 4500
1/F 一樓	150, 225	3500, 3650
Roof 天台	150	2825, 3125

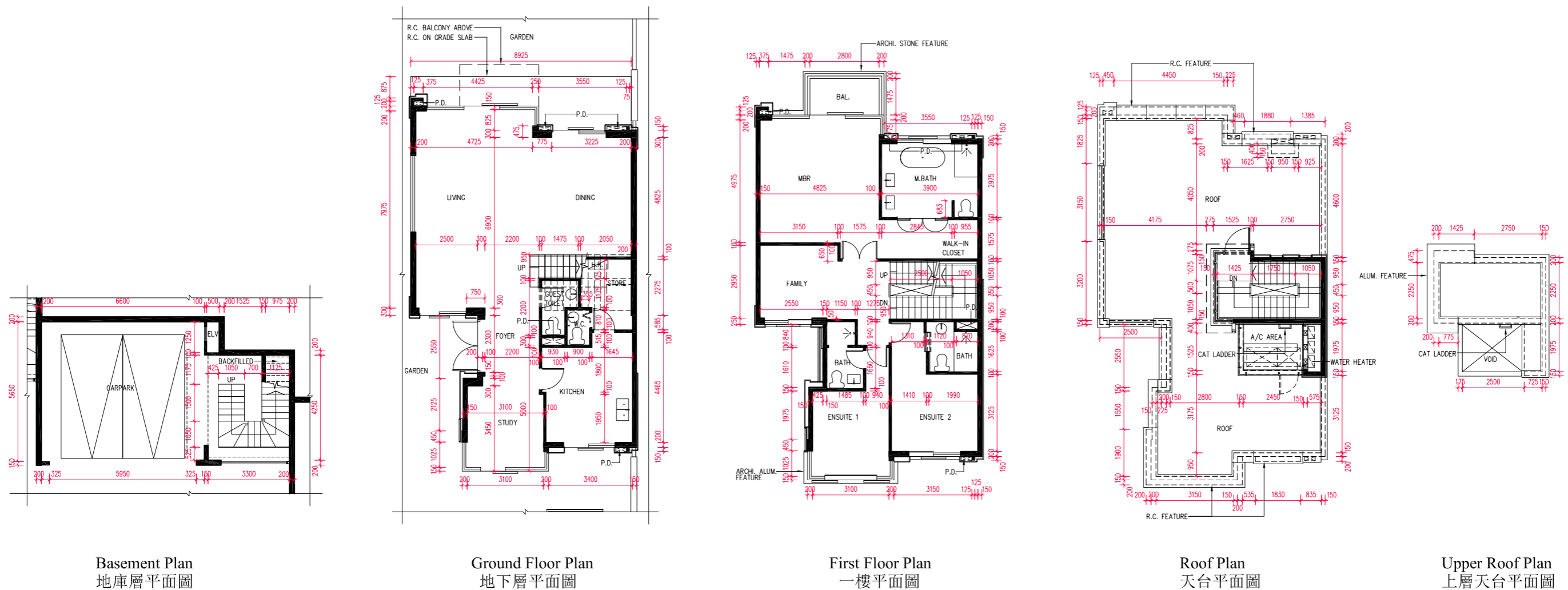
Floor plans of residential properties in the Development 發展項目的住宅物業的樓面平面圖

House Type C2b1

C2b1 型洋房

Geneva South Avenue House No. 11

日內瓦大道南 11 號洋房



The internal areas of the houses on the upper floors will generally be slightly larger than those on the lower floors because of the reducing thickness of the structural walls on the upper floors.
因洋房的較高樓層的結構牆的厚度遞減，較高樓層的內部面積，一般比較低樓層的內部面積稍大。

- Note:
- The dimensions of floor plans are all structural dimensions in millimeter.
 - Please refer to page AL001 of this sales brochure for legend of the terms and abbreviations and guidance notes in studying the floor plans in this section.
 - The above floor plans mainly show the dimensions of the houses. Please refer to Garden floor plans shown on pages AL241 ~ AL362 for the dimensions of the garden.

- 備註：
- 樓面平面圖所列之尺寸數字為以毫米標示之建築結構尺寸。
 - 請參閱本售樓說明書第AL001頁之圖例及指引以協助解讀此部份的樓面平面圖及其顯示之名稱及簡稱。
 - 以上樓面平面圖主要顯示洋房的呎吋，有關花園的呎吋，請參閱第AL241頁至AL362頁的花園平面圖。

Floor 樓層	The thickness of the floor slabs (excluding plaster) of the above house as provided in the approved building plans for the Development (mm) 按發展項目經批准的建築圖則所規定，上述洋房的樓板(不包括灰泥)的厚度(毫米)	The floor-to-floor height of the above house as provided in the approved building plans for the Development (mm) 按發展項目經批准的建築圖則所規定，上述洋房的層與層之間的高度(毫米)
B/F 地庫層	150	3795
G/F 地下層	125, 150, 225	4050, 4200, 4350, 4500
1/F 一樓	150, 225	3500, 3650
Roof 天台	150	2825, 3125

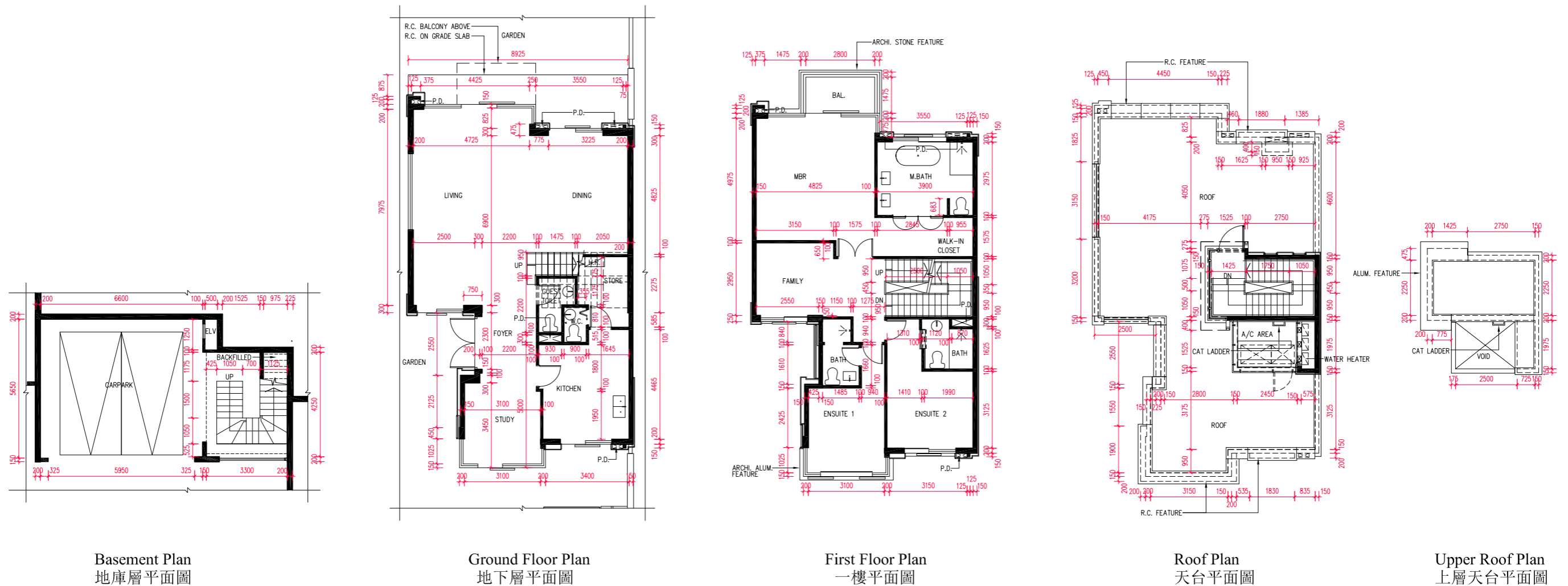
Floor plans of residential properties in the Development 發展項目的住宅物業的樓面平面圖

House Type C2b1

C2b1 型洋房

Geneva South Avenue House No. 12

日內瓦大道南 12 號洋房



scale 0 5 10 M(米)
比例

The internal areas of the houses on the upper floors will generally be slightly larger than those on the lower floors because of the reducing thickness of the structural walls on the upper floors.

因洋房的較高樓層的結構牆的厚度遞減，較高樓層的内部面積，一般比較低樓層的内部面積稍大。

Note:

- The dimensions of floor plans are all structural dimensions in millimeter.
- Please refer to page AL001 of this sales brochure for legend of the terms and abbreviations and guidance notes in studying the floor plans in this section.
- The above floor plans mainly show the dimensions of the houses. Please refer to Garden floor plans shown on pages AL241 ~ AL362 for the dimensions of the garden.

備註：

- 樓面平面圖所列之尺寸數字為以毫米標示之建築結構尺寸。
- 請參閱本售樓說明書第AL001頁之圖例及指引以協助解讀此部份的樓面平面圖及其顯示之名稱及簡稱。
- 以上樓面平面圖主要顯示洋房的呎吋，有關花園的呎吋，請參閱第AL241頁至AL362頁的花園平面圖。

Floor 樓層	The thickness of the floor slabs (excluding plaster) of the above house as provided in the approved building plans for the Development (mm) 按發展項目經批准的建築圖則所規定，上述洋房的樓板(不包括灰泥)的厚度(毫米)	The floor-to-floor height of the above house as provided in the approved building plans for the Development (mm) 按發展項目經批准的建築圖則所規定，上述洋房的層與層之間的高度(毫米)
B/F 地庫層	150	3895
G/F 地下層	125, 150, 225	4050, 4200, 4350, 4500
1/F 一樓	150, 225	3500, 3650
Roof 天台	150	2825, 3125

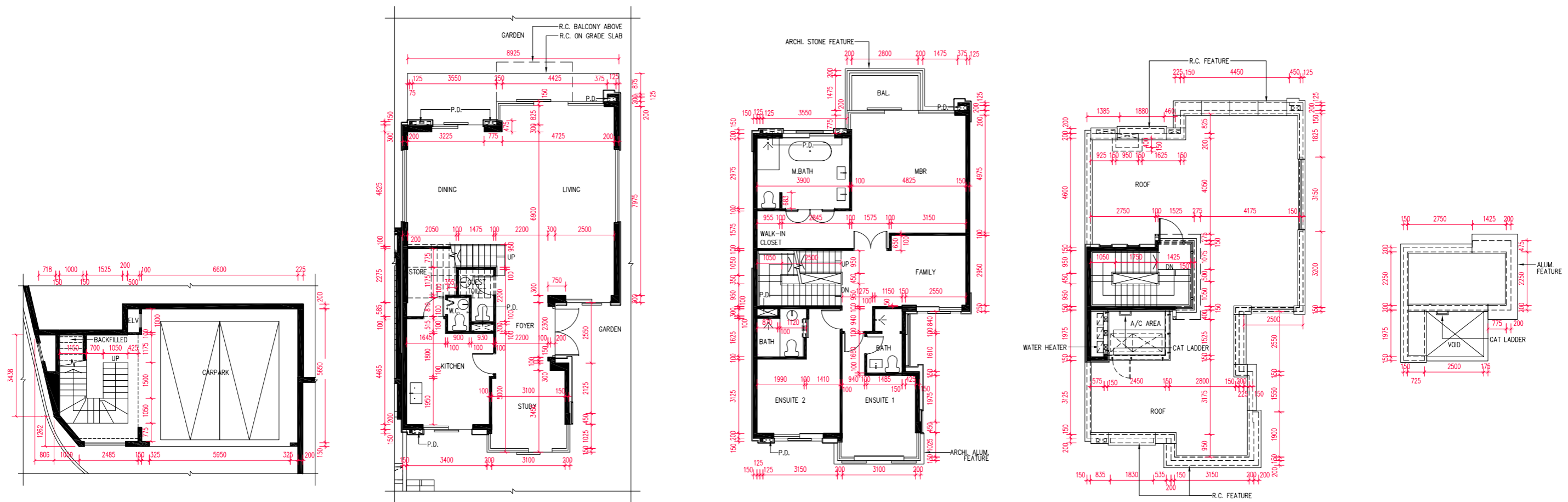
Floor plans of residential properties in the Development 發展項目的住宅物業的樓面平面圖

House Type C2b1

C2b1 型洋房

Geneva South Avenue House No. 15

日內瓦大道南 15 號洋房



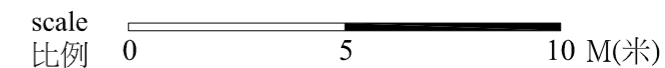
Basement Plan
地庫層平面圖

Ground Floor Plan
地下層平面圖

First Floor Plan
一樓平面圖

Roof Plan
天台平面圖

Upper Roof Plan
上層天台平面圖



The internal areas of the houses on the upper floors will generally be slightly larger than those on the lower floors because of the reducing thickness of the structural walls on the upper floors.
因洋房的較高樓層的結構牆的厚度遞減，較高樓層的內部面積，一般比較低樓層的內部面積稍大。

- Note:
- The dimensions of floor plans are all structural dimensions in millimeter.
 - Please refer to page AL001 of this sales brochure for legend of the terms and abbreviations and guidance notes in studying the floor plans in this section.
 - The above floor plans mainly show the dimensions of the houses. Please refer to Garden floor plans shown on pages AL241 ~ AL362 for the dimensions of the garden.

- 備註：
- 樓面平面圖所列之尺寸數字為以毫米標示之建築結構尺寸。
 - 請參閱本售樓說明書第AL001頁之圖例及指引以協助解讀此部份的樓面平面圖及其顯示之名稱及簡稱。
 - 以上樓面平面圖主要顯示洋房的呎吋，有關花園的呎吋，請參閱第AL241頁至AL362頁的花園平面圖。

Floor 樓層	The thickness of the floor slabs (excluding plaster) of the above house as provided in the approved building plans for the Development (mm) 按發展項目經批准的建築圖則所規定，上述洋房的樓板(不包括灰泥)的厚度(毫米)	The floor-to-floor height of the above house as provided in the approved building plans for the Development (mm) 按發展項目經批准的建築圖則所規定，上述洋房的層與層之間的高度(毫米)
B/F 地庫層	150	3895
G/F 地下層	125, 150, 225	4050, 4200, 4350, 4500
1/F 一樓	150, 225	3500, 3650
Roof 天台	150	2825, 3125

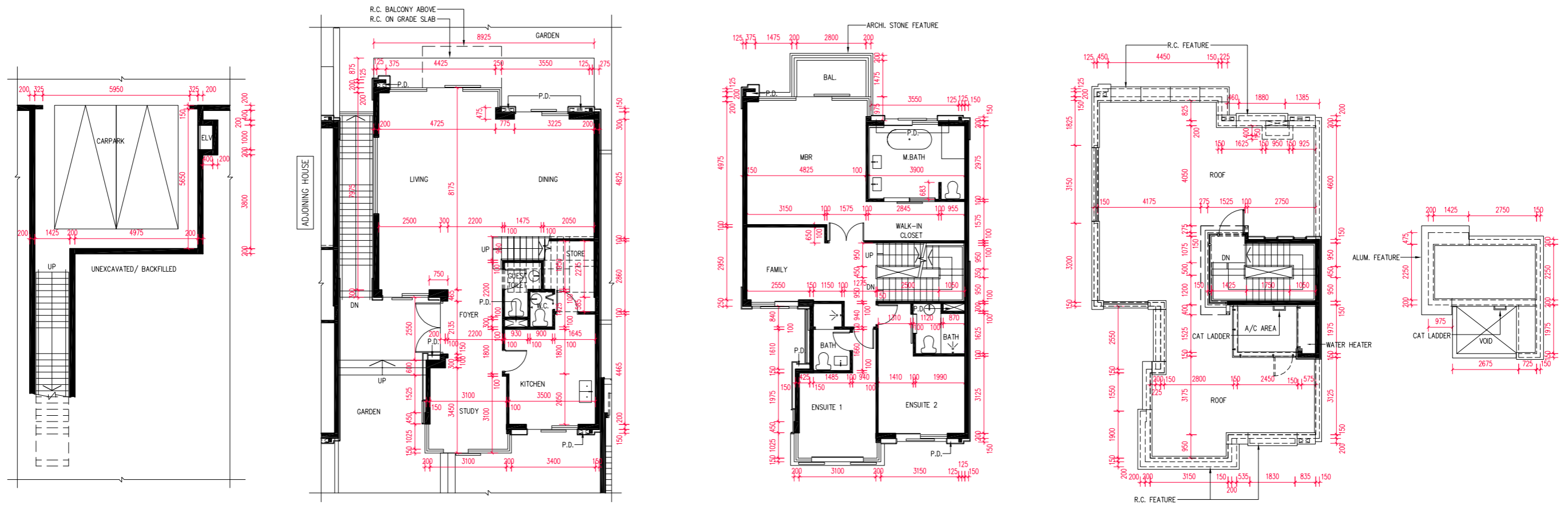
Floor plans of residential properties in the Development 發展項目的住宅物業的樓面平面圖

House Type C2b2

C2b2 型洋房

Luzern Boulevard House No. 12

琉森大道 12 號洋房



Basement Plan
地庫層平面圖

Ground Floor Plan
地下層平面圖

First Floor Plan
一樓平面圖

Roof Plan
天台平面圖

Upper Roof Plan
上層天台平面圖

scale 0 5 10 M(米)
比例

The internal areas of the houses on the upper floors will generally be slightly larger than those on the lower floors because of the reducing thickness of the structural walls on the upper floors.

因洋房的較高樓層的結構牆的厚度遞減，較高樓層的內部面積，一般比較低樓層的內部面積稍大。

Note:

- The dimensions of floor plans are all structural dimensions in millimeter.
- Please refer to page AL001 of this sales brochure for legend of the terms and abbreviations and guidance notes in studying the floor plans in this section.
- The above floor plans mainly show the dimensions of the houses. Please refer to Garden floor plans shown on pages AL241 ~ AL362 for the dimensions of the garden.

備註：

- 樓面平面圖所列之尺寸數字為以毫米標示之建築結構尺寸。
- 請參閱本售樓說明書第AL001頁之圖例及指引以協助解讀此部份的樓面平面圖及其顯示之名稱及簡稱。
- 以上樓面平面圖主要顯示洋房的呎吋，有關花園的呎吋，請參閱第AL241頁至AL362頁的花園平面圖。

Floor 樓層	The thickness of the floor slabs (excluding plaster) of the above house as provided in the approved building plans for the Development (mm) 按發展項目經批准的建築圖則所規定，上述洋房的樓板(不包括灰泥)的厚度(毫米)	The floor-to-floor height of the above house as provided in the approved building plans for the Development (mm) 按發展項目經批准的建築圖則所規定，上述洋房的層與層之間的高度(毫米)
B/F 地庫層	170	3575
G/F 地下層	125, 150, 225	4050, 4200, 4350, 4500
1/F 一樓	150, 225	3500, 3650
Roof 天台	150	2825, 3125

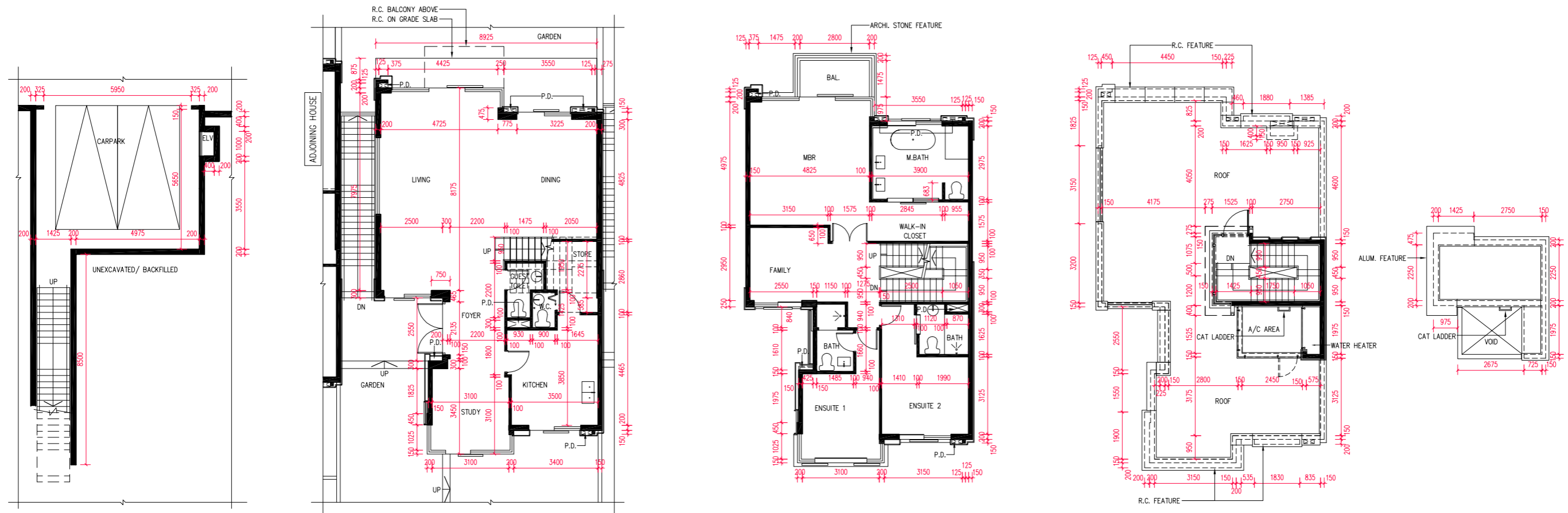
Floor plans of residential properties in the Development 發展項目的住宅物業的樓面平面圖

House Type C2b2

C2b2 型洋房

Luzern Boulevard House No. 15

琉森大道 15 號洋房



Basement Plan
地庫層平面圖

Ground Floor Plan
地下層平面圖

First Floor Plan
一樓平面圖

Roof Plan
天台平面圖

Upper Roof Plan
上層天台平面圖

scale
比例 0 5 10 M(米)

The internal areas of the houses on the upper floors will generally be slightly larger than those on the lower floors because of the reducing thickness of the structural walls on the upper floors.
因洋房的較高樓層的結構牆的厚度遞減，較高樓層的內部面積，一般比較低樓層的內部面積稍大。

- Note:
- The dimensions of floor plans are all structural dimensions in millimeter.
 - Please refer to page AL001 of this sales brochure for legend of the terms and abbreviations and guidance notes in studying the floor plans in this section.
 - The above floor plans mainly show the dimensions of the houses. Please refer to Garden floor plans shown on pages AL241 ~ AL362 for the dimensions of the garden.

- 備註：
- 樓面平面圖所列之尺寸數字為以毫米標示之建築結構尺寸。
 - 請參閱本售樓說明書第AL001頁之圖例及指引以協助解讀此部份的樓面平面圖及其顯示之名稱及簡稱。
 - 以上樓面平面圖主要顯示洋房的呎吋，有關花園的呎吋，請參閱第AL241頁至AL362頁的花園平面圖。

Floor 樓層	The thickness of the floor slabs (excluding plaster) of the above house as provided in the approved building plans for the Development (mm) 按發展項目經批准的建築圖則所規定，上述洋房的樓板(不包括灰泥)的厚度(毫米)	The floor-to-floor height of the above house as provided in the approved building plans for the Development (mm) 按發展項目經批准的建築圖則所規定，上述洋房的層與層之間的高度(毫米)
B/F 地庫層	170	3525
G/F 地下層	125, 150, 225	4050, 4200, 4350, 4500
1/F 一樓	150, 225	3500, 3650
Roof 天台	150	2825, 3125

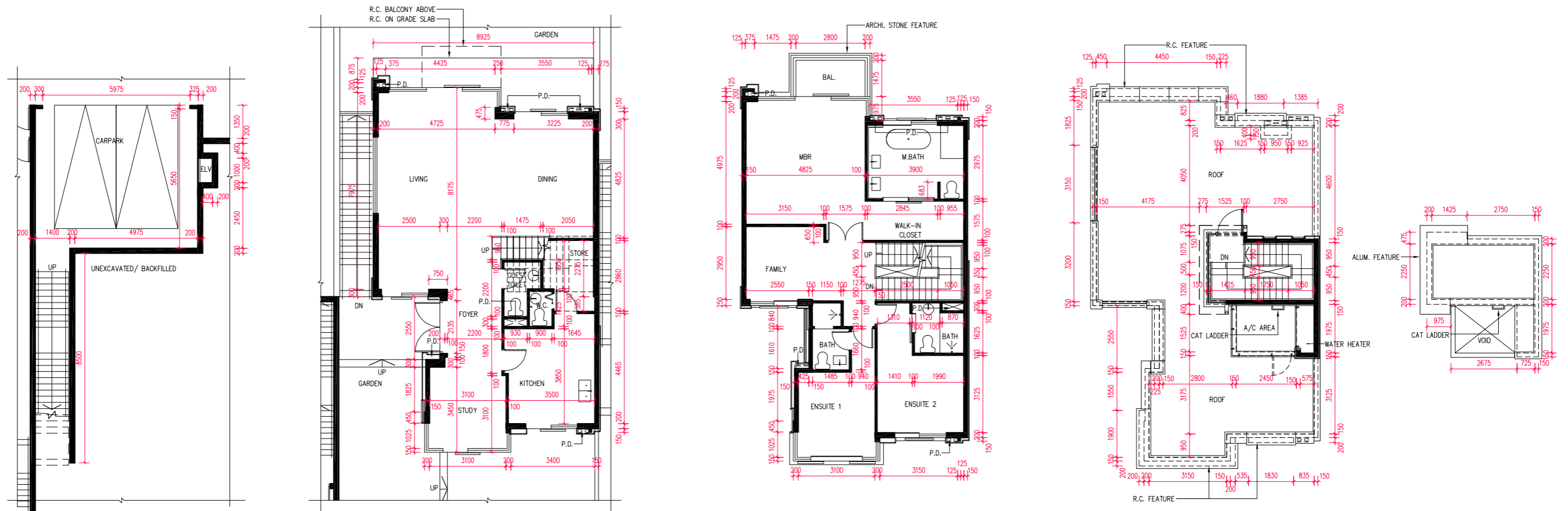
Floor plans of residential properties in the Development 發展項目的住宅物業的樓面平面圖

House Type C2b2

C2b2 型洋房

Luzern Boulevard House No. 16

琉森大道 16 號洋房



Basement Plan
地庫層平面圖

Ground Floor Plan
地下層平面圖

First Floor Plan
一樓平面圖

Roof Plan
天台平面圖

Upper Roof Plan
上層天台平面圖

scale 比例 0 5 10 M(米)

The internal areas of the houses on the upper floors will generally be slightly larger than those on the lower floors because of the reducing thickness of the structural walls on the upper floors.

因洋房的較高樓層的結構牆的厚度遞減，較高樓層的内部面積，一般比較低樓層的内部面積稍大。

Note:

- The dimensions of floor plans are all structural dimensions in millimeter.
- Please refer to page AL001 of this sales brochure for legend of the terms and abbreviations and guidance notes in studying the floor plans in this section.
- The above floor plans mainly show the dimensions of the houses. Please refer to Garden floor plans shown on pages AL241 ~ AL362 for the dimensions of the garden.

備註：

- 樓面平面圖所列之尺寸數字為以毫米標示之建築結構尺寸。
- 請參閱本售樓說明書第AL001頁之圖例及指引以協助解讀此部份的樓面平面圖及其顯示之名稱及簡稱。
- 以上樓面平面圖主要顯示洋房的呎吋，有關花園的呎吋，請參閱第AL241頁至AL362頁的花園平面圖。

Floor 樓層	The thickness of the floor slabs (excluding plaster) of the above house as provided in the approved building plans for the Development (mm) 按發展項目經批准的建築圖則所規定，上述洋房的樓板(不包括灰泥)的厚度(毫米)	The floor-to-floor height of the above house as provided in the approved building plans for the Development (mm) 按發展項目經批准的建築圖則所規定，上述洋房的層與層之間的高度(毫米)
B/F 地庫層	170	3500
G/F 地下層	125, 150, 225	4050, 4200, 4350, 4500
1/F 一樓	150, 225	3500, 3650
Roof 天台	150	2825, 3125

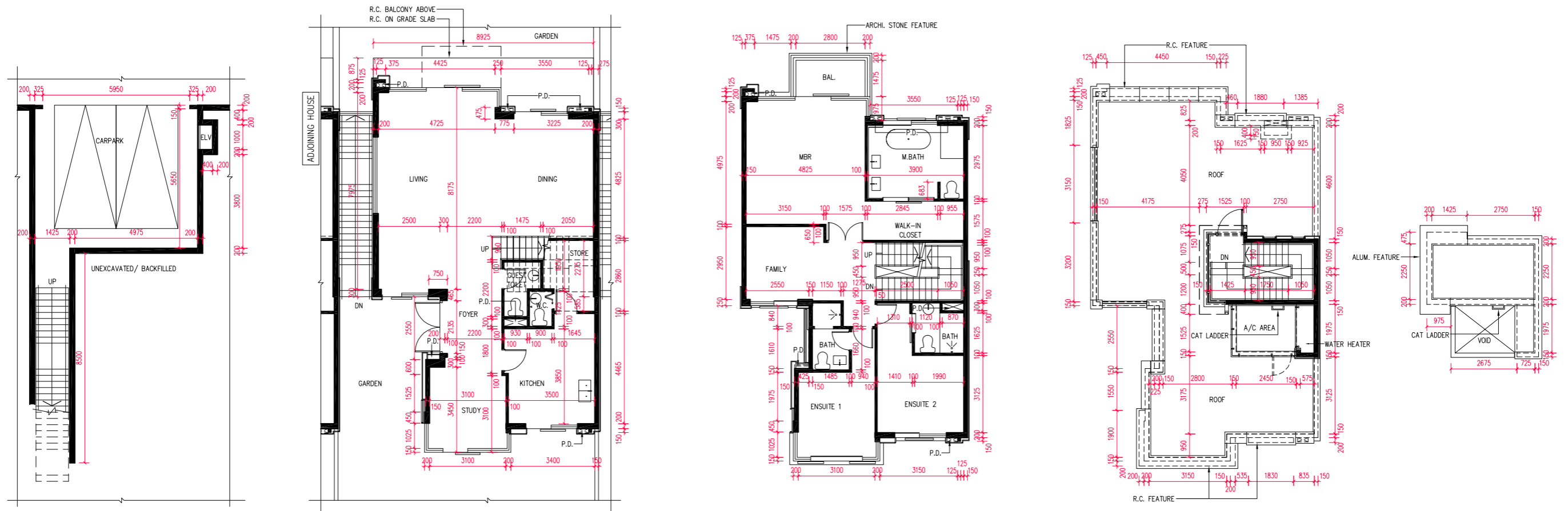
Floor plans of residential properties in the Development 發展項目的住宅物業的樓面平面圖

House Type C2b2

C2b2 型洋房

Luzern Boulevard House No. 18

琉森大道 18 號洋房



Basement Plan
地庫層平面圖

Ground Floor Plan
地下層平面圖

First Floor Plan
一樓平面圖

Roof Plan
天台平面圖

Upper Roof Plan
上層天台平面圖

scale 0 5 10 M(米)
比例

The internal areas of the houses on the upper floors will generally be slightly larger than those on the lower floors because of the reducing thickness of the structural walls on the upper floors.

因洋房的較高樓層的結構牆的厚度遞減，較高樓層的內部面積，一般比較低樓層的內部面積稍大。

Note:

- The dimensions of floor plans are all structural dimensions in millimeter.
- Please refer to page AL001 of this sales brochure for legend of the terms and abbreviations and guidance notes in studying the floor plans in this section.
- The above floor plans mainly show the dimensions of the houses. Please refer to Garden floor plans shown on pages AL241 ~ AL362 for the dimensions of the garden.

備註：

- 樓面平面圖所列之尺寸數字為以毫米標示之建築結構尺寸。
- 請參閱本售樓說明書第AL001頁之圖例及指引以協助解讀此部份的樓面平面圖及其顯示之名稱及簡稱。
- 以上樓面平面圖主要顯示洋房的呎吋，有關花園的呎吋，請參閱第AL241頁至AL362頁的花園平面圖。

Floor 樓層	The thickness of the floor slabs (excluding plaster) of the above house as provided in the approved building plans for the Development (mm) 按發展項目經批准的建築圖則所規定，上述洋房的樓板(不包括灰泥)的厚度(毫米)	The floor-to-floor height of the above house as provided in the approved building plans for the Development (mm) 按發展項目經批准的建築圖則所規定，上述洋房的層與層之間的高度(毫米)
B/F 地庫層	170	3500
G/F 地下層	125, 150, 225	4050, 4200, 4350, 4500
1/F 一樓	150, 225	3500, 3650
Roof 天台	150	2825, 3125

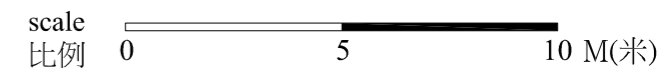
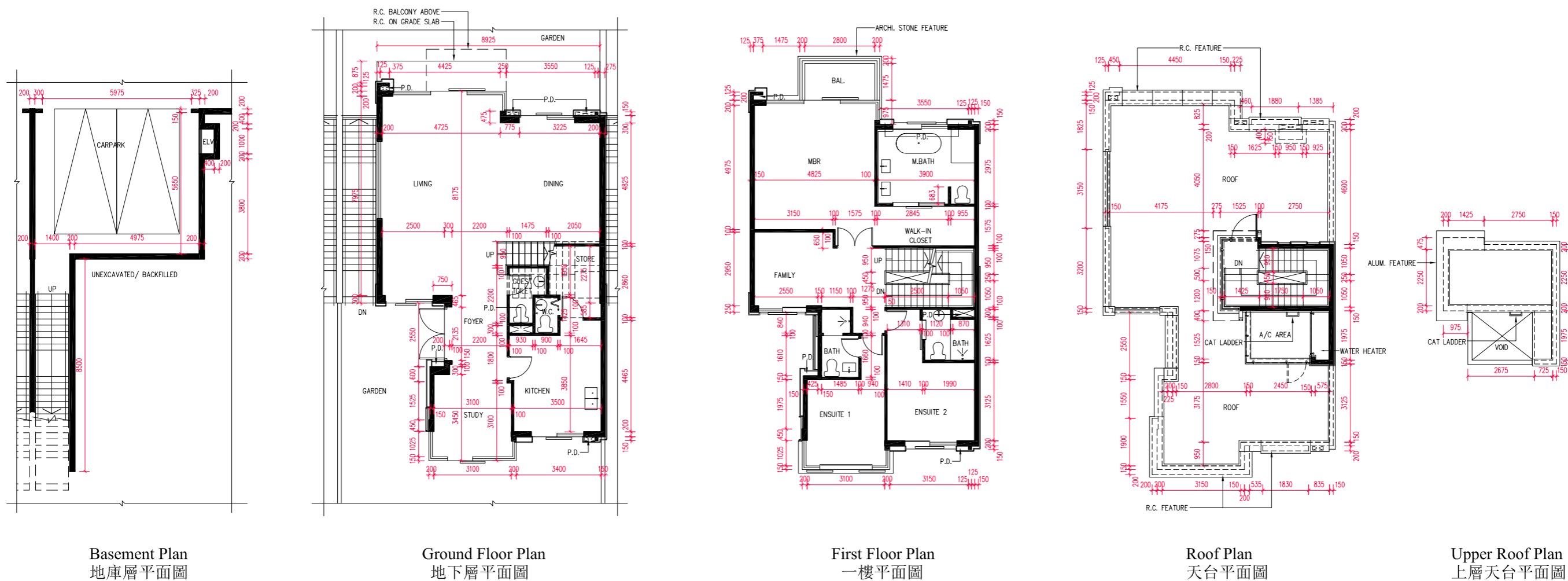
Floor plans of residential properties in the Development 發展項目的住宅物業的樓面平面圖

House Type C2b2

C2b2 型洋房

Luzern Boulevard House No. 19

琉森大道 19 號洋房



The internal areas of the houses on the upper floors will generally be slightly larger than those on the lower floors because of the reducing thickness of the structural walls on the upper floors.
因洋房的較高樓層的結構牆的厚度遞減，較高樓層的內部面積，一般比較低樓層的內部面積稍大。

- Note:
- The dimensions of floor plans are all structural dimensions in millimeter.
 - Please refer to page AL001 of this sales brochure for legend of the terms and abbreviations and guidance notes in studying the floor plans in this section.
 - The above floor plans mainly show the dimensions of the houses. Please refer to Garden floor plans shown on pages AL241 ~ AL362 for the dimensions of the garden.

- 備註：
- 樓面平面圖所列之尺寸數字為以毫米標示之建築結構尺寸。
 - 請參閱本售樓說明書第AL001頁之圖例及指引以協助解讀此部份的樓面平面圖及其顯示之名稱及簡稱。
 - 以上樓面平面圖主要顯示洋房的呎吋，有關花園的呎吋，請參閱第AL241頁至AL362頁的花園平面圖。

Floor 樓層	The thickness of the floor slabs (excluding plaster) of the above house as provided in the approved building plans for the Development (mm) 按發展項目經批准的建築圖則所規定，上述洋房的樓板(不包括灰泥)的厚度(毫米)	The floor-to-floor height of the above house as provided in the approved building plans for the Development (mm) 按發展項目經批准的建築圖則所規定，上述洋房的層與層之間的高度(毫米)
B/F 地庫層	170	3500
G/F 地下層	125, 150, 225	4050, 4200, 4350, 4500
1/F 一樓	150, 225	3500, 3650
Roof 天台	150	2825, 3125

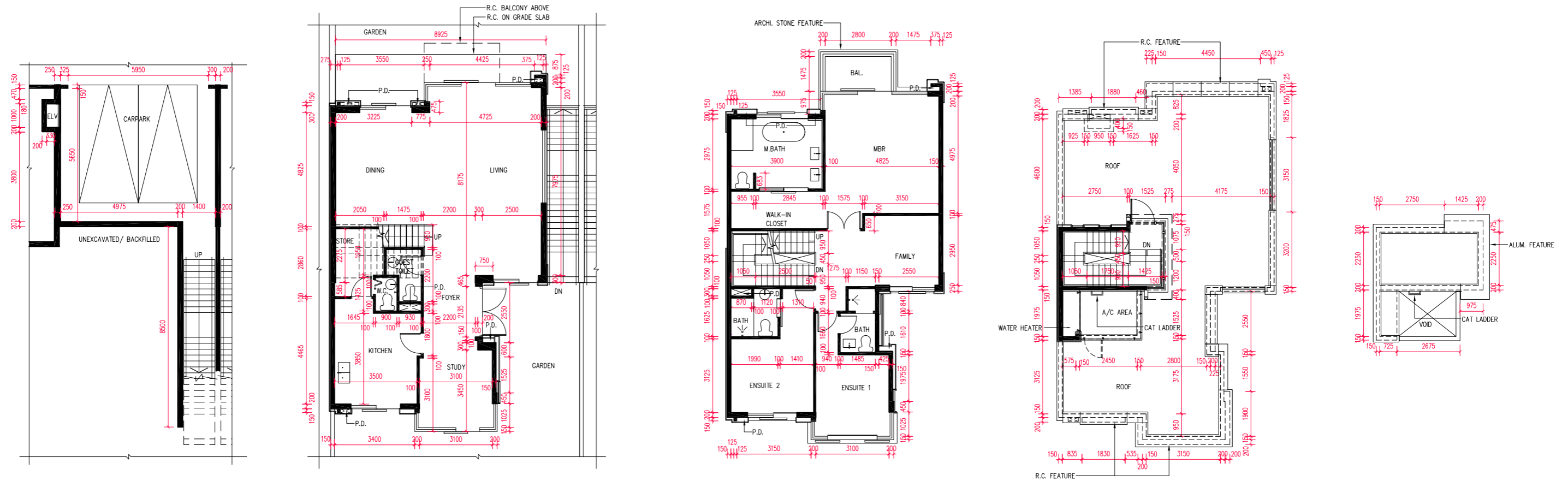
Floor plans of residential properties in the Development 發展項目的住宅物業的樓面平面圖

House Type C2b2

C2b2 型洋房

Luzern Boulevard House No. 20

琉森大道 20 號洋房



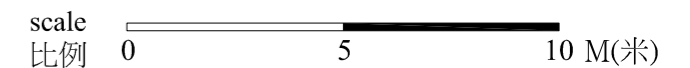
Basement Plan
地庫層平面圖

Ground Floor Plan
地下層平面圖

First Floor Plan
一樓平面圖

Roof Plan
天台平面圖

Upper Roof Plan
上層天台平面圖



The internal areas of the houses on the upper floors will generally be slightly larger than those on the lower floors because of the reducing thickness of the structural walls on the upper floors.

因洋房的較高樓層的結構牆的厚度遞減，較高樓層的内部面積，一般比較低樓層的内部面積稍大。

Note:

- The dimensions of floor plans are all structural dimensions in millimeter.
- Please refer to page AL001 of this sales brochure for legend of the terms and abbreviations and guidance notes in studying the floor plans in this section.
- The above floor plans mainly show the dimensions of the houses. Please refer to Garden floor plans shown on pages AL241 ~ AL362 for the dimensions of the garden.

備註：

- 樓面平面圖所列之尺寸數字為以毫米標示之建築結構尺寸。
- 請參閱本售樓說明書第AL001頁之圖例及指引以協助解讀此部份的樓面平面圖及其顯示之名稱及簡稱。
- 以上樓面平面圖主要顯示洋房的呎吋，有關花園的呎吋，請參閱第AL241頁至AL362頁的花園平面圖。

Floor 樓層	The thickness of the floor slabs (excluding plaster) of the above house as provided in the approved building plans for the Development (mm) 按發展項目經批准的建築圖則所規定，上述洋房的樓板(不包括灰泥)的厚度(毫米)	The floor-to-floor height of the above house as provided in the approved building plans for the Development (mm) 按發展項目經批准的建築圖則所規定，上述洋房的層與層之間的高度(毫米)
B/F 地庫層	170	3500
G/F 地下層	125, 150, 225	4050, 4200, 4350, 4500
1/F 一樓	150, 225	3500, 3650
Roof 天台	150	2825, 3125

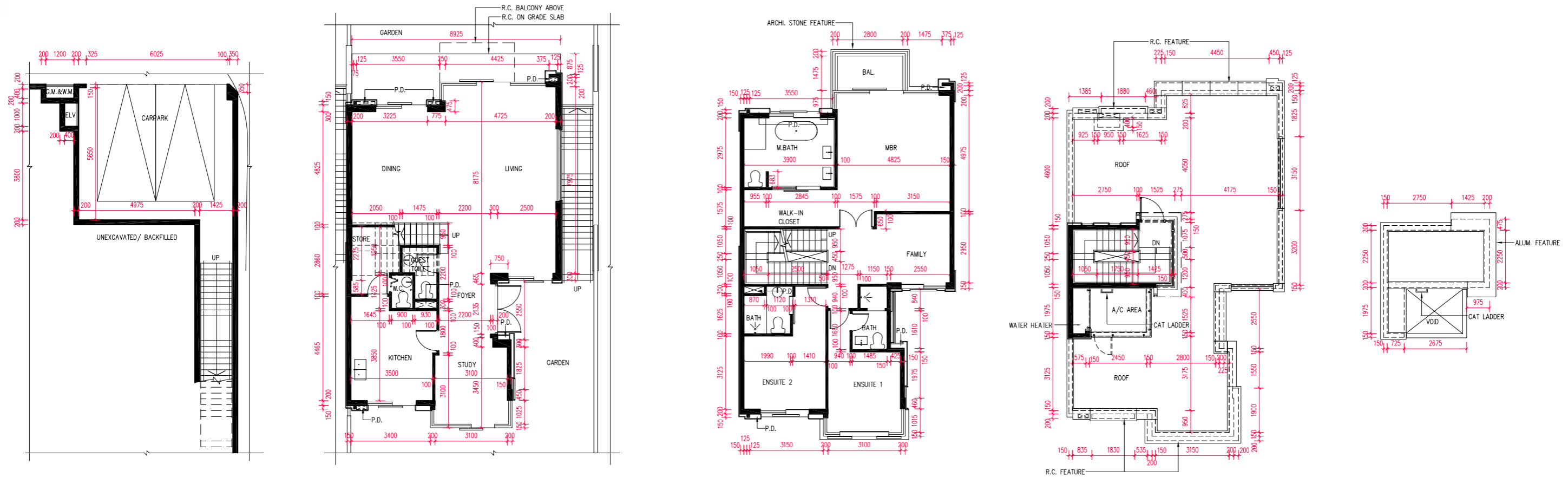
Floor plans of residential properties in the Development 發展項目的住宅物業的樓面平面圖

House Type C2b2

C2b2 型洋房

Zurich Avenue House No. 11

蘇黎世大道 11 號洋房



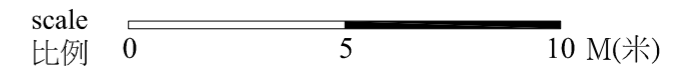
Basement Plan
地庫層平面圖

Ground Floor Plan
地下層平面圖

First Floor Plan
一樓平面圖

Roof Plan
天台平面圖

Upper Roof Plan
上層天台平面圖



The internal areas of the houses on the upper floors will generally be slightly larger than those on the lower floors because of the reducing thickness of the structural walls on the upper floors.

因洋房的較高樓層的結構牆的厚度遞減，較高樓層的內部面積，一般比較低樓層的內部面積稍大。

- Note:
- The dimensions of floor plans are all structural dimensions in millimeter.
 - Please refer to page AL001 of this sales brochure for legend of the terms and abbreviations and guidance notes in studying the floor plans in this section.
 - The above floor plans mainly show the dimensions of the houses. Please refer to Garden floor plans shown on pages AL241 ~ AL362 for the dimensions of the garden.

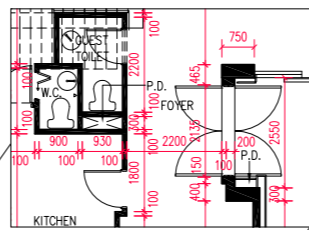
- 備註：
- 樓面平面圖所列之尺寸數字為以毫米標示之建築結構尺寸。
 - 請參閱本售樓說明書第AL001頁之圖例及指引以協助解讀此部份的樓面平面圖及其顯示之名稱及簡稱。
 - 以上樓面平面圖主要顯示洋房的呎吋，有關花園的呎吋，請參閱第AL241頁至AL362頁的花園平面圖。

Floor 樓層	The thickness of the floor slabs (excluding plaster) of the above house as provided in the approved building plans for the Development (mm) 按發展項目經批准的建築圖則所規定，上述洋房的樓板(不包括灰泥)的厚度(毫米)	The floor-to-floor height of the above house as provided in the approved building plans for the Development (mm) 按發展項目經批准的建築圖則所規定，上述洋房的層與層之間的高度(毫米)
B/F 地庫層	170	3430
G/F 地下層	125, 150, 225	4050, 4200, 4350, 4500
1/F 一樓	150, 225	3500, 3650
Roof 天台	150	2825, 3125

Floor plans of residential properties in the Development 發展項目的住宅物業的樓面平面圖

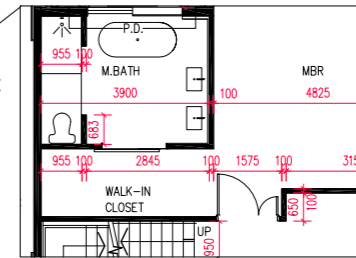
House Type C2b2
C2b2 型洋房
Zurich Avenue House No. 12, 15 ~ 22
蘇黎世大道 12、15 至 22 號洋房

For Zurich Avenue
 House nos. 12, 17 & 20:
 蘇黎世大道12、17及20號洋房:

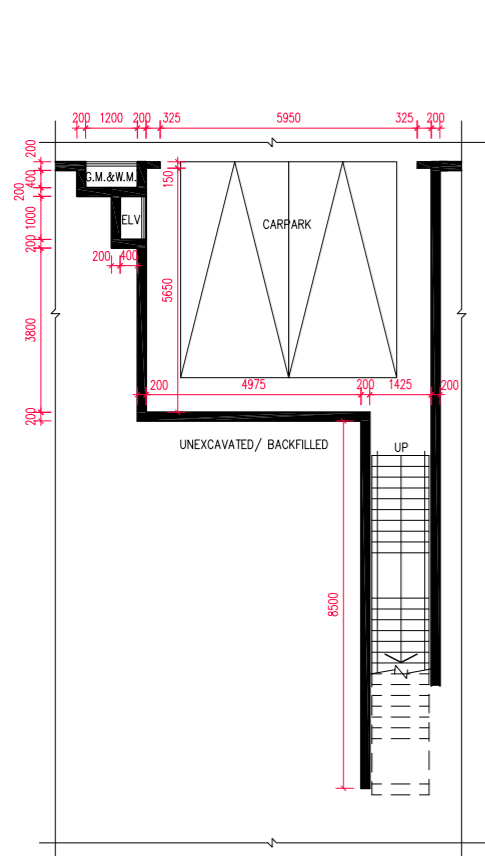


Ground Floor Part Plan in "as-is" Layout
 地下層現狀部分平面圖

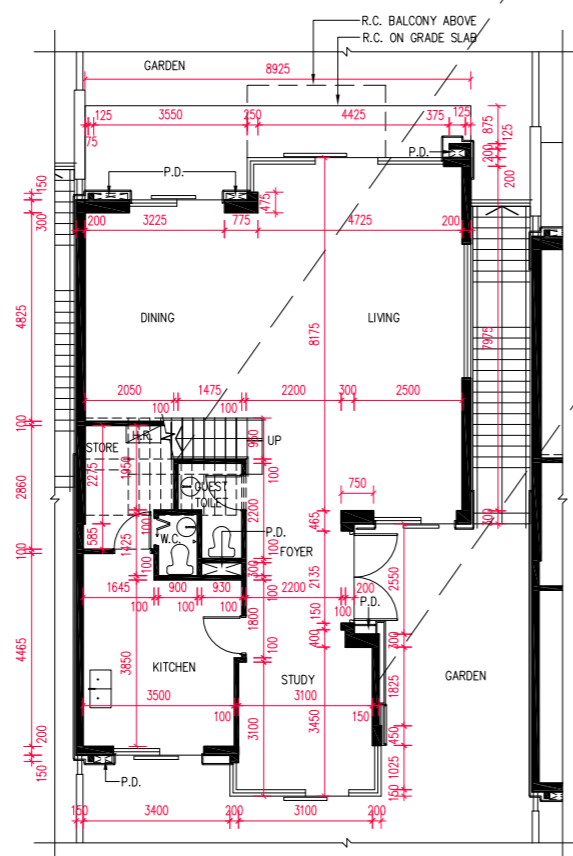
For Zurich Avenue
 House nos. 12, 17 & 20:
 蘇黎世大道12、17及20號洋房:



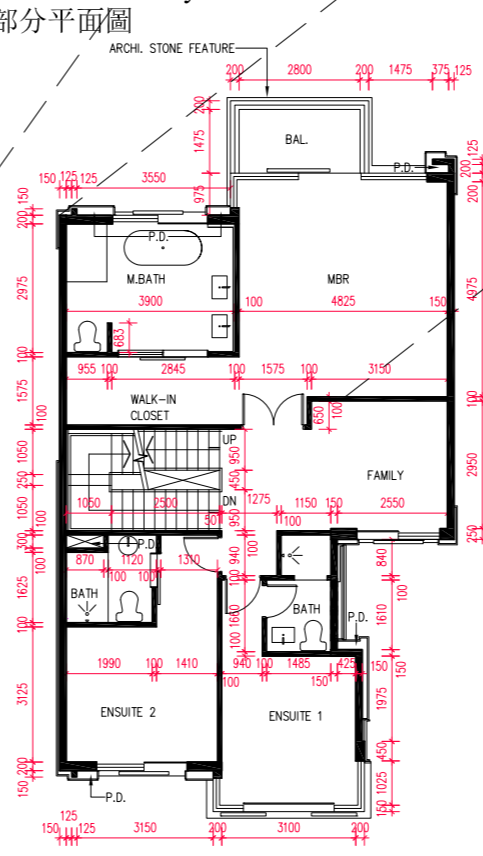
First Floor Part Plan in "as-is" Layout
 一樓現狀部分平面圖



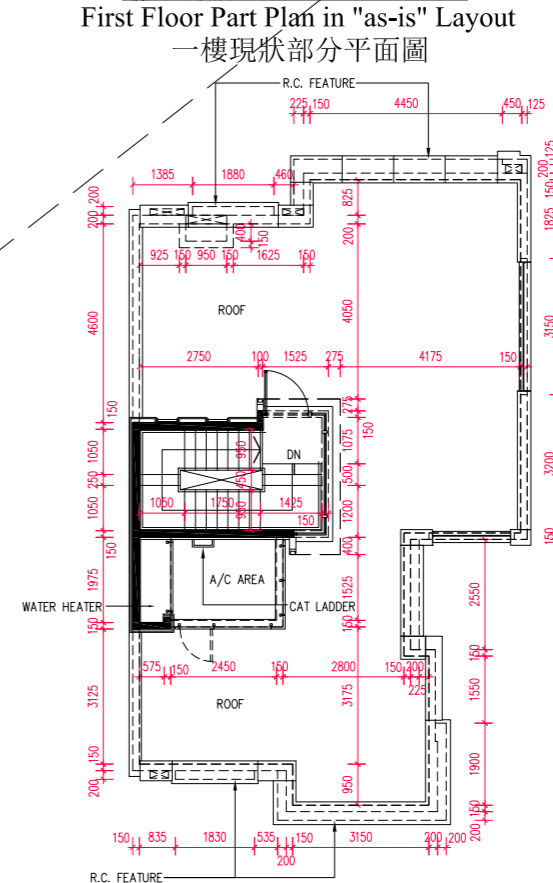
Basement Plan
 地庫層平面圖



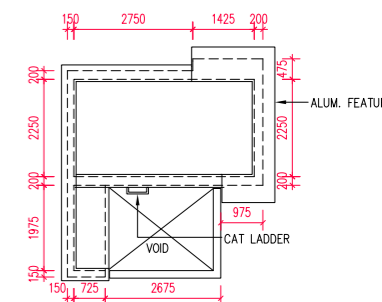
Ground Floor Plan
 地下層平面圖



First Floor Plan
 一樓平面圖



Roof Plan
 天台平面圖



Upper Roof Plan
 上層天台平面圖

scale 0 5 10 M(米)
 比例 0 5 10 M(米)

The internal areas of the houses on the upper floors will generally be slightly larger than those on the lower floors because of the reducing thickness of the structural walls on the upper floors.
 因洋房的較高樓層的結構牆的厚度遞減，較高樓層的內部面積，一般比較低樓層的內部面積稍大。

Note:

- The dimensions of floor plans are all structural dimensions in millimeter.
- Please refer to page AL001 of this sales brochure for legend of the terms and abbreviations and guidance notes in studying the floor plans in this section.
- The above floor plans mainly show the dimensions of the houses. Please refer to Garden floor plans shown on pages AL241 ~ AL362 for the dimensions of the garden.

備註:

- 樓面平面圖所列之尺寸數字為以毫米標示之建築結構尺寸。
- 請參閱本售樓說明書第AL001頁之圖例及指引以協助解讀此部份的樓面平面圖及其顯示之名稱及簡稱。
- 以上樓面平面圖主要顯示洋房的呎吋，有關花園的呎吋，請參閱第AL241頁至AL362頁的花園平面圖。

Floor 樓層	The thickness of the floor slabs (excluding plaster) of the above house as provided in the approved building plans for the Development (mm) 按發展項目經批准的建築圖則所規定，上述洋房的樓板(不包括灰泥)的厚度(毫米)	The floor-to-floor height of the above house as provided in the approved building plans for the Development (mm) 按發展項目經批准的建築圖則所規定，上述洋房的層與層之間的高度(毫米)
B/F 地庫層	170	House No. 12 & 15 / 12 及 15 號洋房 : 3450 House No. 16 / 16 號洋房 : 3470 House No. 17 ~ 21 / 17 至 21 號洋房 : 3465 House No. 22 / 22 號洋房 : 3435
G/F 地下層	125, 150, 225	4050, 4200, 4350, 4500
1/F 一樓	150, 225	3500, 3650
Roof 天台	150	2825, 3125

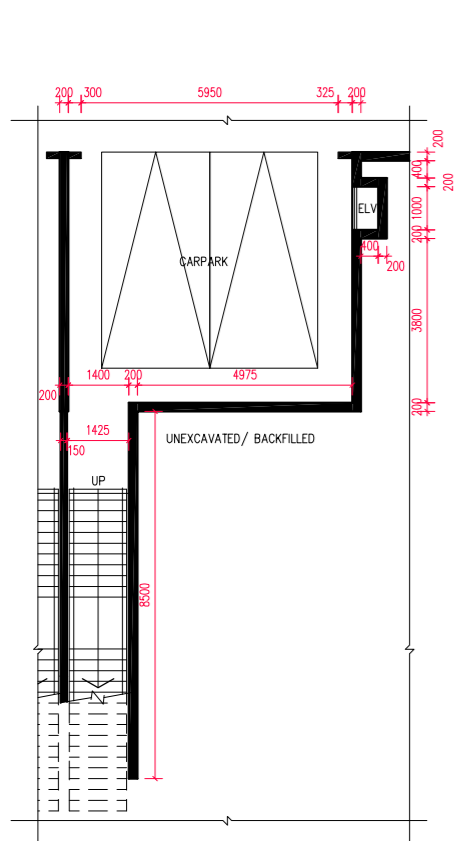
Floor plans of residential properties in the Development 發展項目的住宅物業的樓面平面圖

House Type C2b2

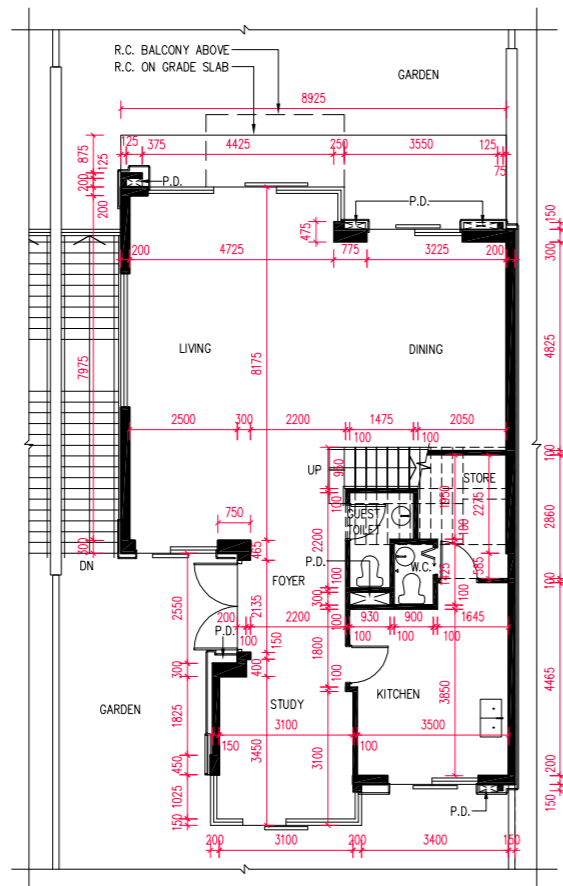
C2b2 型洋房

Zermatt Avenue House No. 1

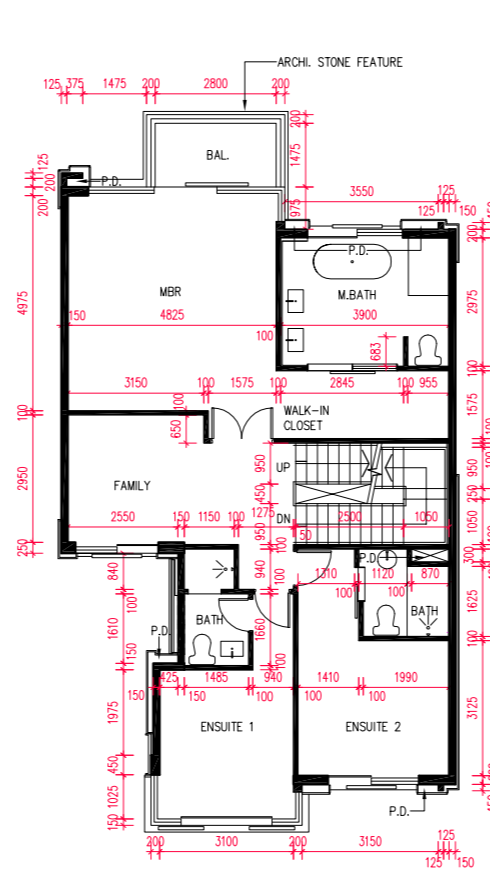
策馬特大道 1 號洋房



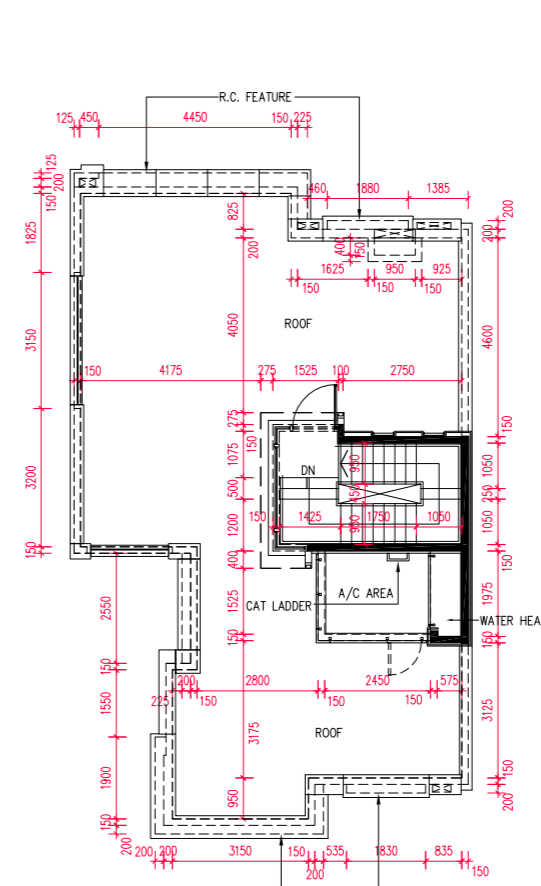
Basement Plan
地庫層平面圖



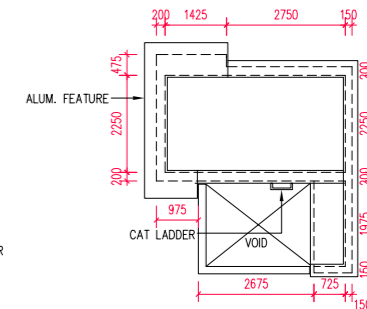
Ground Floor Plan
地下層平面圖



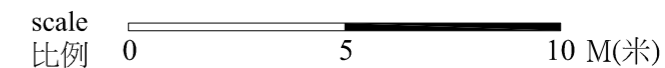
First Floor Plan
一樓平面圖



Roof Plan
天台平面圖



Upper Roof Plan
上層天台平面圖



The internal areas of the houses on the upper floors will generally be slightly larger than those on the lower floors because of the reducing thickness of the structural walls on the upper floors.
因洋房的較高樓層的結構牆的厚度遞減，較高樓層的內部面積，一般比較低樓層的內部面積稍大。

- Note:
- The dimensions of floor plans are all structural dimensions in millimeter.
 - Please refer to page AL001 of this sales brochure for legend of the terms and abbreviations and guidance notes in studying the floor plans in this section.
 - The above floor plans mainly show the dimensions of the houses. Please refer to Garden floor plans shown on pages AL241 ~ AL362 for the dimensions of the garden.

- 備註：
- 樓面平面圖所列之尺寸數字為以毫米標示之建築結構尺寸。
 - 請參閱本售樓說明書第AL001頁之圖例及指引以協助解讀此部份的樓面平面圖及其顯示之名稱及簡稱。
 - 以上樓面平面圖主要顯示洋房的呎吋，有關花園的呎吋，請參閱第AL241頁至AL362頁的花園平面圖。

Floor 樓層	The thickness of the floor slabs (excluding plaster) of the above house as provided in the approved building plans for the Development (mm) 按發展項目經批准的建築圖則所規定，上述洋房的樓板(不包括灰泥)的厚度(毫米)	The floor-to-floor height of the above house as provided in the approved building plans for the Development (mm) 按發展項目經批准的建築圖則所規定，上述洋房的層與層之間的高度(毫米)
B/F 地庫層	170	3830
G/F 地下層	125, 150, 225	4050, 4200, 4350, 4500
1/F 一樓	150, 225	3500, 3650
Roof 天台	150	2825, 3125

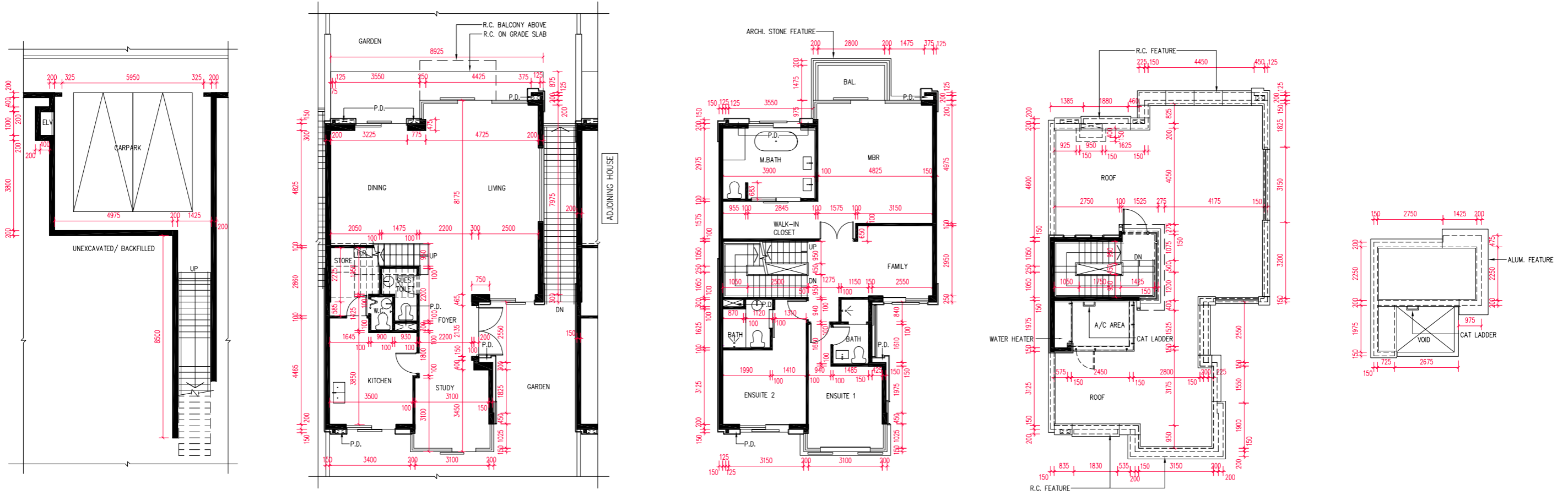
Floor plans of residential properties in the Development 發展項目的住宅物業的樓面平面圖

House Type C2b2

C2b2 型洋房

Zermatt Avenue House No. 3 ~ 7

策馬特大道 3 至 7 號洋房



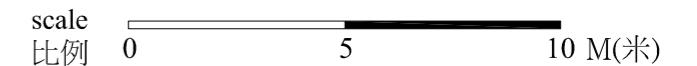
Basement Plan
地庫層平面圖

Ground Floor Plan
地下層平面圖

First Floor Plan
一樓平面圖

Roof Plan
天台平面圖

Upper Roof Plan
上層天台平面圖



The internal areas of the houses on the upper floors will generally be slightly larger than those on the lower floors because of the reducing thickness of the structural walls on the upper floors.

因洋房的較高樓層的結構牆的厚度遞減，較高樓層的內部面積，一般比較低樓層的內部面積稍大。

- Note:
- The dimensions of floor plans are all structural dimensions in millimeter.
 - Please refer to page AL001 of this sales brochure for legend of the terms and abbreviations and guidance notes in studying the floor plans in this section.
 - The above floor plans mainly show the dimensions of the houses. Please refer to Garden floor plans shown on pages AL241 ~ AL362 for the dimensions of the garden.

- 備註：
- 樓面平面圖所列之尺寸數字為以毫米標示之建築結構尺寸。
 - 請參閱本售樓說明書第AL001頁之圖例及指引以協助解讀此部份的樓面平面圖及其顯示之名稱及簡稱。
 - 以上樓面平面圖主要顯示洋房的呎吋，有關花園的呎吋，請參閱第AL241頁至AL362頁的花園平面圖。

Floor 樓層	The thickness of the floor slabs (excluding plaster) of the above house as provided in the approved building plans for the Development (mm) 按發展項目經批准的建築圖則所規定，上述洋房的樓板(不包括灰泥)的厚度(毫米)	The floor-to-floor height of the above house as provided in the approved building plans for the Development (mm) 按發展項目經批准的建築圖則所規定，上述洋房的層與層之間的高度(毫米)
B/F 地庫層	170	House No. 3 / 3 號洋房 : 3930 House No. 5 / 5 號洋房 : 4030 House No. 6 / 6 號洋房 : 4130 House No. 7 / 7 號洋房 : 4180
G/F 地下層	125, 150, 225	4050, 4200, 4350, 4500
1/F 一樓	150, 225	3500, 3650
Roof 天台	150	2825, 3125

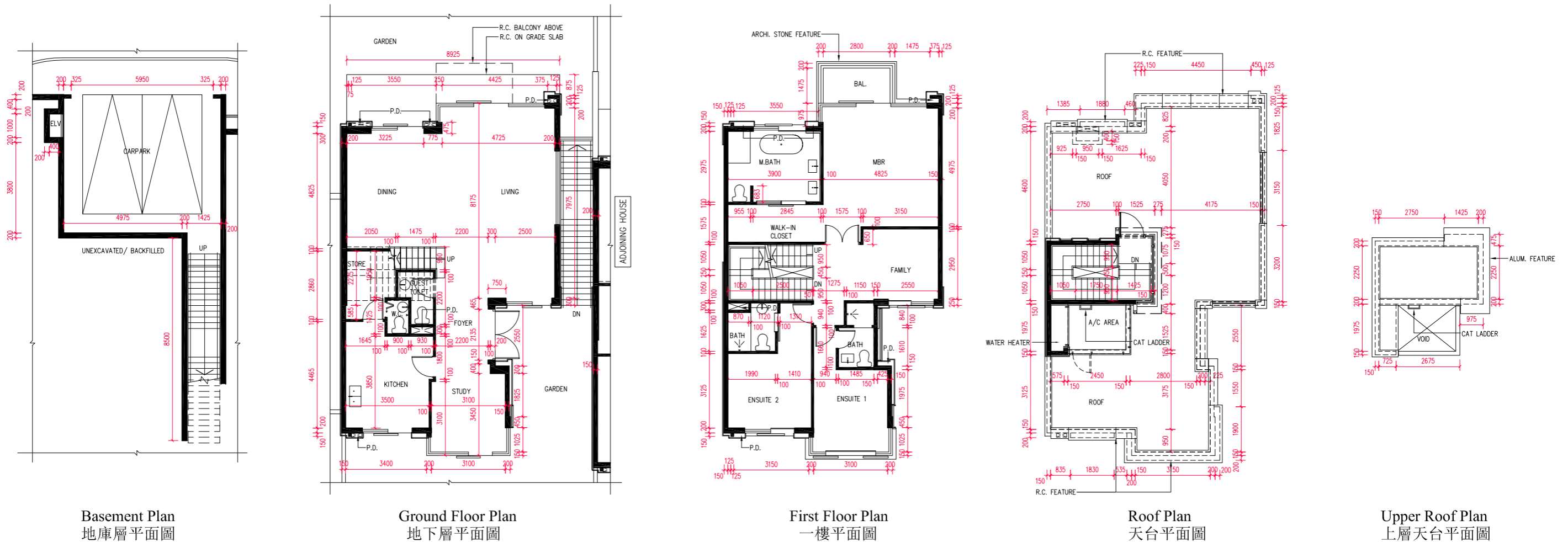
Floor plans of residential properties in the Development 發展項目的住宅物業的樓面平面圖

House Type C2b2

C2b2 型洋房

Zermatt Avenue House No. 8

策馬特大道 8 號洋房



scale 0 5 10 M(米)
比例

The internal areas of the houses on the upper floors will generally be slightly larger than those on the lower floors because of the reducing thickness of the structural walls on the upper floors.

因洋房的較高樓層的結構牆的厚度遞減，較高樓層的内部面積，一般比較低樓層的内部面積稍大。

Note:

- The dimensions of floor plans are all structural dimensions in millimeter.
- Please refer to page AL001 of this sales brochure for legend of the terms and abbreviations and guidance notes in studying the floor plans in this section.
- The above floor plans mainly show the dimensions of the houses. Please refer to Garden floor plans shown on pages AL241 ~ AL362 for the dimensions of the garden.

備註:

- 樓面平面圖所列之尺寸數字為以毫米標示之建築結構尺寸。
- 請參閱本售樓說明書第AL001頁之圖例及指引以協助解讀此部份的樓面平面圖及其顯示之名稱及簡稱。
- 以上樓面平面圖主要顯示洋房的呎吋，有關花園的呎吋，請參閱第AL241頁至AL362頁的花園平面圖。

Floor 樓層	The thickness of the floor slabs (excluding plaster) of the above house as provided in the approved building plans for the Development (mm) 按發展項目經批准的建築圖則所規定，上述洋房的樓板(不包括灰泥)的厚度(毫米)	The floor-to-floor height of the above house as provided in the approved building plans for the Development (mm) 按發展項目經批准的建築圖則所規定，上述洋房的層與層之間的高度(毫米)
B/F 地庫層	170	4255
G/F 地下層	125, 150, 225	4050, 4200, 4350, 4500
1/F 一樓	150, 225	3500, 3650
Roof 天台	150	2825, 3125

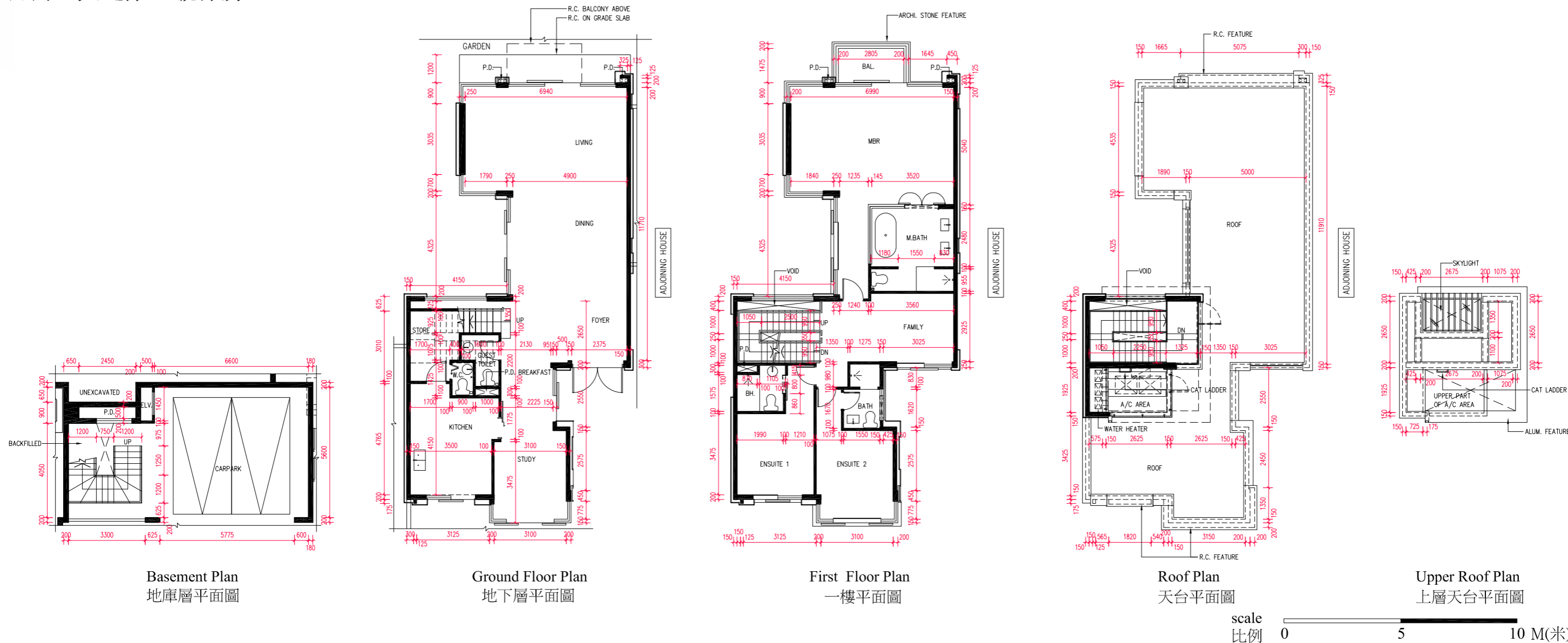
Floor plans of residential properties in the Development 發展項目的住宅物業的樓面平面圖

House Type D1b

D1b 型洋房

Geneva East Avenue House No. 1

日內瓦大道東 1 號洋房



The internal areas of the houses on the upper floors will generally be slightly larger than those on the lower floors because of the reducing thickness of the structural walls on the upper floors.
因洋房的較高樓層的結構牆的厚度遞減，較高樓層的內部面積，一般比較低樓層的內部面積稍大。

- Note:
- The dimensions of floor plans are all structural dimensions in millimeter.
 - Please refer to page AL001 of this sales brochure for legend of the terms and abbreviations and guidance notes in studying the floor plans in this section.
 - The above floor plans mainly show the dimensions of the houses. Please refer to Garden floor plans shown on pages AL241 ~ AL362 for the dimensions of the garden.

- 備註：
- 樓面平面圖所列之尺寸數字為以毫米標示之建築結構尺寸。
 - 請參閱本售樓說明書第AL001頁之圖例及指引以協助解讀此部份的樓面平面圖及其顯示之名稱及簡稱。
 - 以上樓面平面圖主要顯示洋房的呎吋，有關花園的呎吋，請參閱第AL241頁至AL362頁的花園平面圖。

Floor 樓層	The thickness of the floor slabs (excluding plaster) of the above house as provided in the approved building plans for the Development (mm) 按發展項目經批准的建築圖則所規定，上述洋房的樓板(不包括灰泥)的厚度(毫米)	The floor-to-floor height of the above house as provided in the approved building plans for the Development (mm) 按發展項目經批准的建築圖則所規定，上述洋房的層與層之間的高度(毫米)
B/F 地庫層	150	3375
G/F 地下層	150	4100, 4200, 4550, 4650
1/F 一樓	150	3800, 3900, 4150
Roof 天台	150	2900

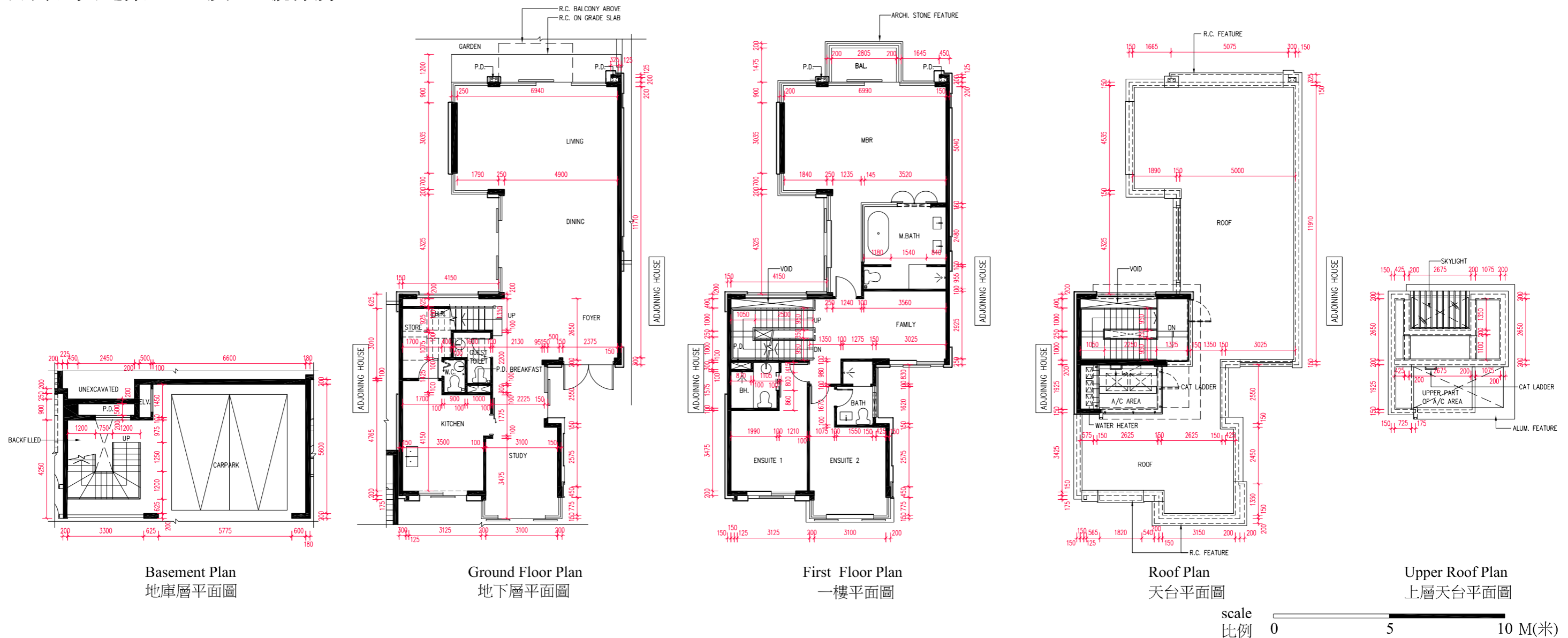
Floor plans of residential properties in the Development 發展項目的住宅物業的樓面平面圖

House Type D1b

D1b 型洋房

Geneva East Avenue House No. 2, 7 & 11

日內瓦大道東 2、7 及 11 號洋房



The internal areas of the houses on the upper floors will generally be slightly larger than those on the lower floors because of the reducing thickness of the structural walls on the upper floors.
因洋房的較高樓層的結構牆的厚度遞減，較高樓層的內部面積，一般比較低樓層的內部面積稍大。

Note:

- The dimensions of floor plans are all structural dimensions in millimeter.
- Please refer to page AL001 of this sales brochure for legend of the terms and abbreviations and guidance notes in studying the floor plans in this section.
- The above floor plans mainly show the dimensions of the houses. Please refer to Garden floor plans shown on pages AL241 ~ AL362 for the dimensions of the garden.

備註:

- 樓面平面圖所列之尺寸數字為以毫米標示之建築結構尺寸。
- 請參閱本售樓說明書第AL001頁之圖例及指引以協助解讀此部份的樓面平面圖及其顯示之名稱及簡稱。
- 以上樓面平面圖主要顯示洋房的呎吋，有關花園的呎吋，請參閱第AL241頁至AL362頁的花園平面圖。

Floor 樓層	The thickness of the floor slabs (excluding plaster) of the above house as provided in the approved building plans for the Development (mm) 按發展項目經批准的建築圖則所規定，上述洋房的樓板(不包括灰泥)的厚度(毫米)	The floor-to-floor height of the above house as provided in the approved building plans for the Development (mm) 按發展項目經批准的建築圖則所規定，上述洋房的層與層之間的高度(毫米)
B/F 地庫層	150	House No. 2 & 7 / 2 及 7 號洋房 : 3370 House No. 11 / 11 號洋房 : 3375
G/F 地下層	150	4100 , 4200 , 4550 , 4650
1/F 一樓	150	3800 , 3900 , 4150
Roof 天台	150	2900

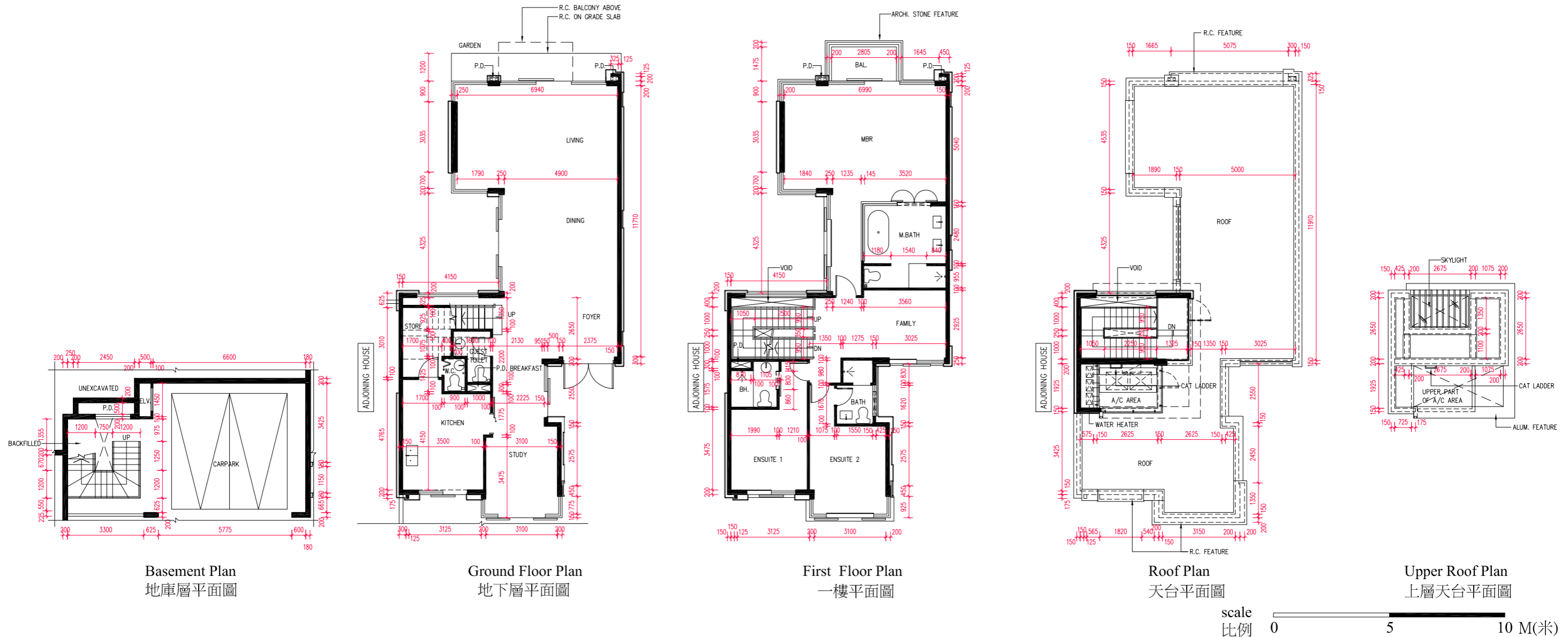
Floor plans of residential properties in the Development 發展項目的住宅物業的樓面平面圖

House Type D1b

D1b 型洋房

Geneva East Avenue House No. 16

日內瓦大道東 16 號洋房



The internal areas of the houses on the upper floors will generally be slightly larger than those on the lower floors because of the reducing thickness of the structural walls on the upper floors.
 因洋房的較高樓層的結構牆的厚度遞減，較高樓層的內部面積，一般比較低樓層的內部面積稍大。

Note:

- The dimensions of floor plans are all structural dimensions in millimeter.
- Please refer to page AL001 of this sales brochure for legend of the terms and abbreviations and guidance notes in studying the floor plans in this section.
- The above floor plans mainly show the dimensions of the houses. Please refer to Garden floor plans shown on pages AL241 ~ AL362 for the dimensions of the garden.

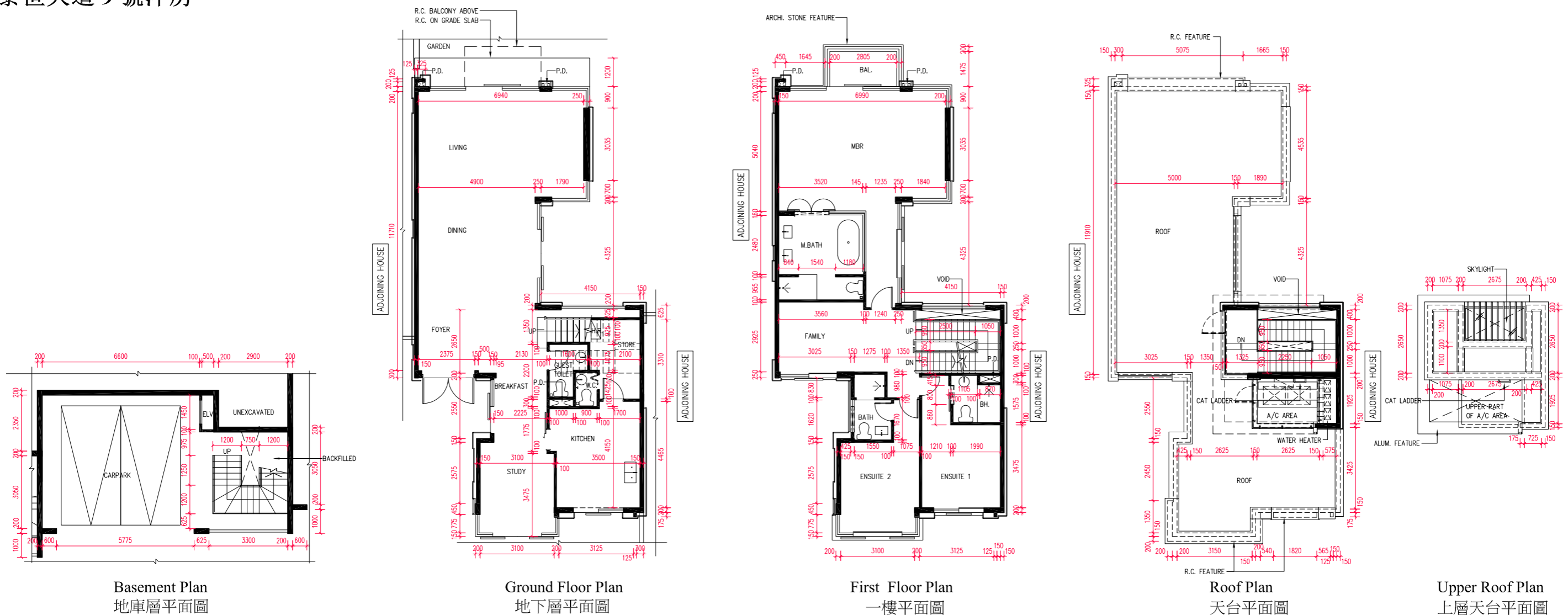
備註：

- 樓面平面圖所列之尺寸數字為以毫米標示之建築結構尺寸。
- 請參閱本售樓說明書第AL001頁之圖例及指引以協助解讀此部份的樓面平面圖及其顯示之名稱及簡稱。
- 以上樓面平面圖主要顯示洋房的呎吋，有關花園的呎吋，請參閱第AL241頁至AL362頁的花園平面圖。

Floor 樓層	The thickness of the floor slabs (excluding plaster) of the above house as provided in the approved building plans for the Development (mm) 按發展項目經批准的建築圖則所規定，上述洋房的樓板(不包括灰泥)的厚度(毫米)	The floor-to-floor height of the above house as provided in the approved building plans for the Development (mm) 按發展項目經批准的建築圖則所規定，上述洋房的層與層之間的高度(毫米)
B/F 地庫層	150	3360
G/F 地下層	150	4100, 4200, 4550, 4650
1/F 一樓	150	3800, 3900, 4150
Roof 天台	150	2900

Floor plans of residential properties in the Development 發展項目的住宅物業的樓面平面圖

House Type D1b
D1b 型洋房
Zurich Avenue House No. 9
蘇黎世大道 9 號洋房



scale 比例 0 5 10 M(米)

The internal areas of the houses on the upper floors will generally be slightly larger than those on the lower floors because of the reducing thickness of the structural walls on the upper floors.
 因洋房的較高樓層的結構牆的厚度遞減，較高樓層的內部面積，一般比較低樓層的內部面積稍大。

- Note:
- The dimensions of floor plans are all structural dimensions in millimeter.
 - Please refer to page AL001 of this sales brochure for legend of the terms and abbreviations and guidance notes in studying the floor plans in this section.
 - The above floor plans mainly show the dimensions of the houses. Please refer to Garden floor plans shown on pages AL241 ~ AL362 for the dimensions of the garden.

- 備註：
- 樓面平面圖所列之尺寸數字為以毫米標示之建築結構尺寸。
 - 請參閱本售樓說明書第AL001頁之圖例及指引以協助解讀此部份的樓面平面圖及其顯示之名稱及簡稱。
 - 以上樓面平面圖主要顯示洋房的呎吋，有關花園的呎吋，請參閱第AL241頁至AL362頁的花園平面圖。

Floor 樓層	The thickness of the floor slabs (excluding plaster) of the above house as provided in the approved building plans for the Development (mm) 按發展項目經批准的建築圖則所規定，上述洋房的樓板(不包括灰泥)的厚度(毫米)	The floor-to-floor height of the above house as provided in the approved building plans for the Development (mm) 按發展項目經批准的建築圖則所規定，上述洋房的層與層之間的高度(毫米)
B/F 地庫層	150	3450
G/F 地下層	150	4100, 4200, 4550, 4650
1/F 一樓	150	3800, 3900, 4150
Roof 天台	150	2900

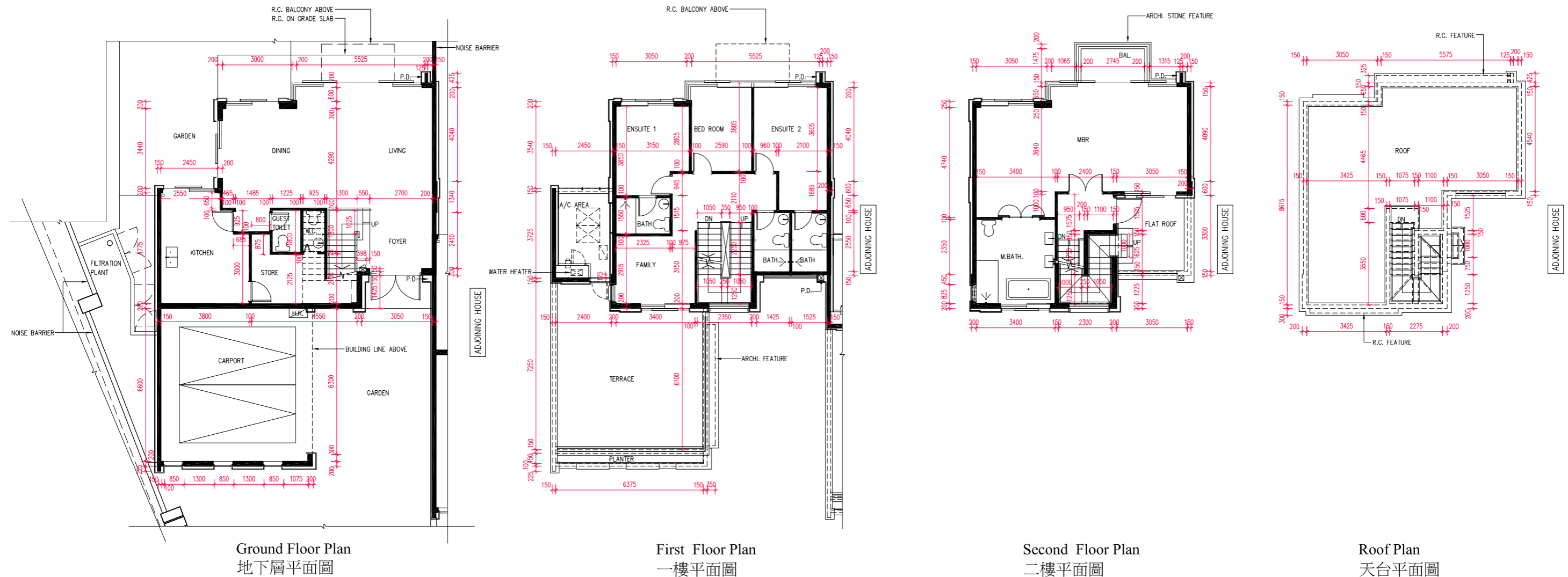
Floor plans of residential properties in the Development 發展項目的住宅物業的樓面平面圖

House Type D2a

D2a 型洋房

Interlaken Avenue House No. 1

因特拉肯大道 1 號洋房



The internal areas of the houses on the upper floors will generally be slightly larger than those on the lower floors because of the reducing thickness of the structural walls on the upper floors.

因洋房的較高樓層的結構牆的厚度遞減，較高樓層的內部面積，一般比較低樓層的內部面積稍大。

- Note:
- The dimensions of floor plans are all structural dimensions in millimeter.
 - Please refer to page AL001 of this sales brochure for legend of the terms and abbreviations and guidance notes in studying the floor plans in this section.
 - The above floor plans mainly show the dimensions of the houses. Please refer to Garden floor plans shown on pages AL241 ~ AL362 for the dimensions of the garden.

- 備註：
- 樓面平面圖所列之尺寸數字為以毫米標示之建築結構尺寸。
 - 請參閱本售樓說明書第AL001頁之圖例及指引以協助解讀此部份的樓面平面圖及其顯示之名稱及簡稱。
 - 以上樓面平面圖主要顯示洋房的呎吋，有關花園的呎吋，請參閱第AL241頁至AL362頁的花園平面圖。

scale 0 5 10 M(米)
比例

Floor 樓層	The thickness of the floor slabs (excluding plaster) of the above house as provided in the approved building plans for the Development (mm) 按發展項目經批准的建築圖則所規定，上述洋房的樓板(不包括灰泥)的厚度(毫米)	The floor-to-floor height of the above house as provided in the approved building plans for the Development (mm) 按發展項目經批准的建築圖則所規定，上述洋房的層與層之間的高度(毫米)
G/F 地下層	150, 200	2800, 3950, 3800, 3350, 4100
1/F 一樓	150, 200	2750, 2900, 3000, 3100
2/F 二樓	150, 200	3400, 3500
Roof 天台	-	-

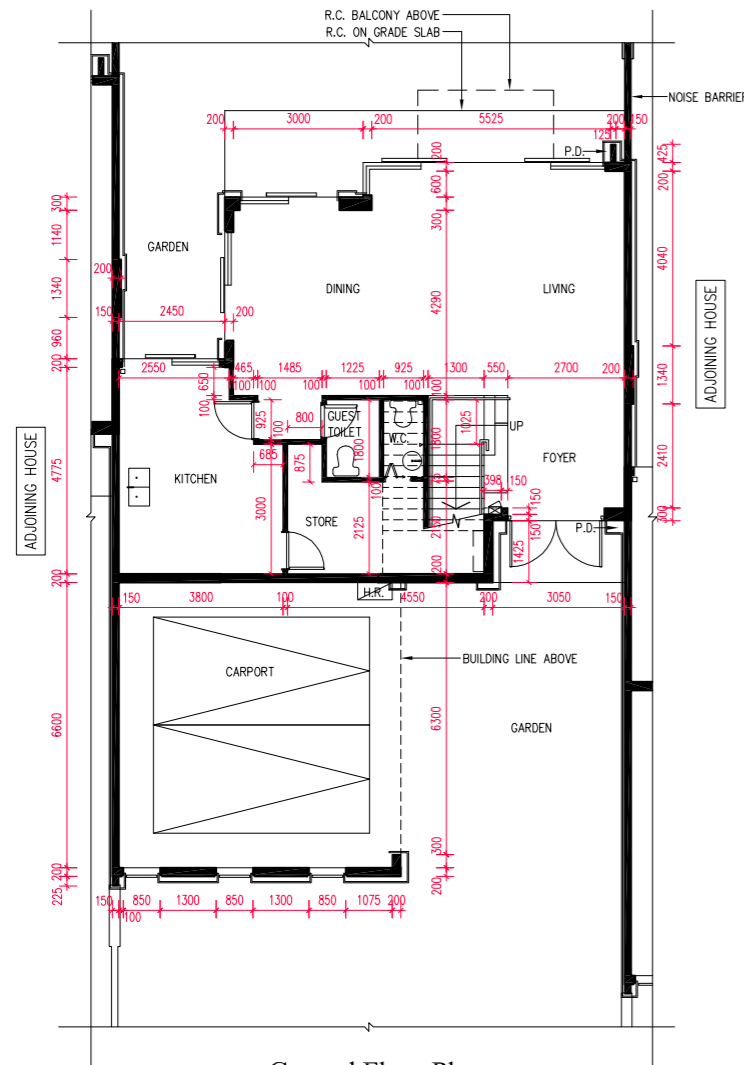
Floor plans of residential properties in the Development 發展項目的住宅物業的樓面平面圖

House Type D2a

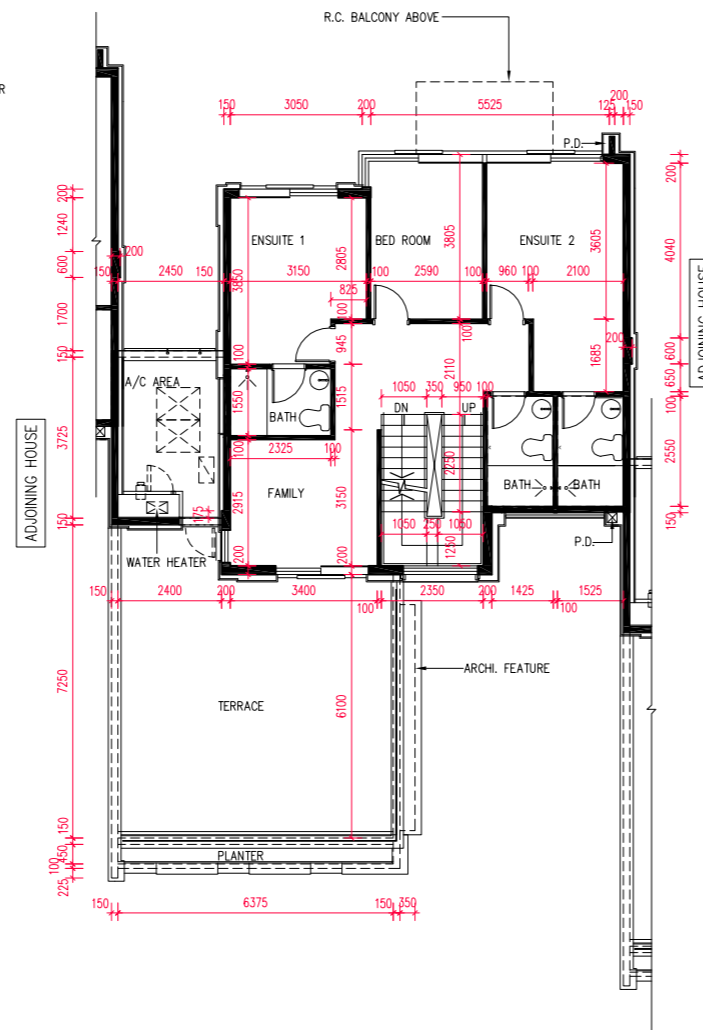
D2a 型洋房

Interlaken Avenue House No. 2

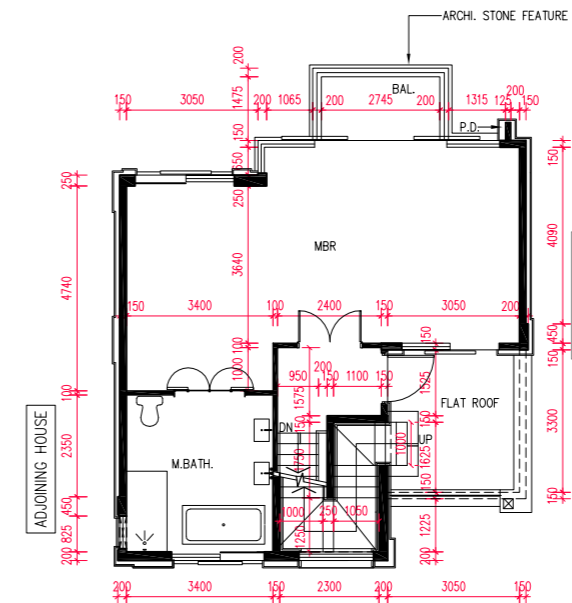
因特拉肯大道 2 號洋房



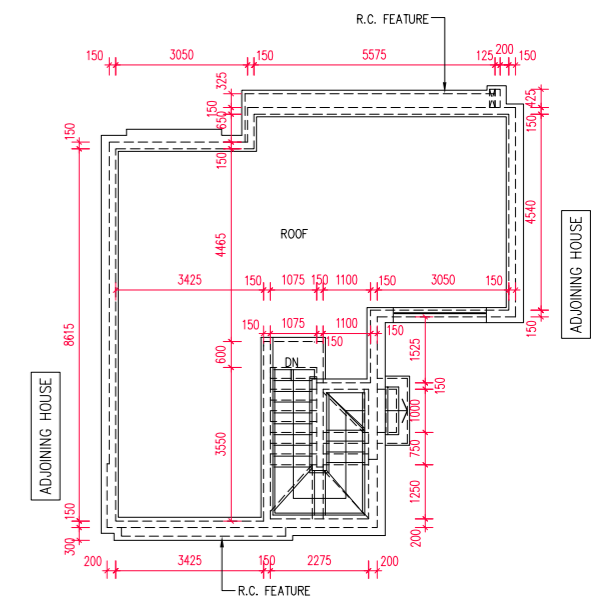
Ground Floor Plan
地下層平面圖



First Floor Plan
一樓平面圖



Second Floor Plan
二樓平面圖



Roof Plan
天台平面圖

The internal areas of the houses on the upper floors will generally be slightly larger than those on the lower floors because of the reducing thickness of the structural walls on the upper floors.

因洋房的較高樓層的結構牆的厚度遞減，較高樓層的內部面積，一般比較低樓層的內部面積稍大。

Note:

- The dimensions of floor plans are all structural dimensions in millimeter.
- Please refer to page AL001 of this sales brochure for legend of the terms and abbreviations and guidance notes in studying the floor plans in this section.
- The above floor plans mainly show the dimensions of the houses. Please refer to Garden floor plans shown on pages AL241 ~ AL362 for the dimensions of the garden.

備註：

- 樓面平面圖所列之尺寸數字為以毫米標示之建築結構尺寸。
- 請參閱本售樓說明書第AL001頁之圖例及指引以協助解讀此部份的樓面平面圖及其顯示之名稱及簡稱。
- 以上樓面平面圖主要顯示洋房的呎吋，有關花園的呎吋，請參閱第AL241頁至AL362頁的花園平面圖。

scale 0 5 10 M(米)
比例

Floor 樓層	The thickness of the floor slabs (excluding plaster) of the above house as provided in the approved building plans for the Development (mm) 按發展項目經批准的建築圖則所規定，上述洋房的樓板(不包括灰泥)的厚度(毫米)	The floor-to-floor height of the above house as provided in the approved building plans for the Development (mm) 按發展項目經批准的建築圖則所規定，上述洋房的層與層之間的高度(毫米)
G/F 地下層	150, 200	2800, 3950, 3800, 3350, 4100
1/F 一樓	150, 200	2750, 2900, 3000, 3100
2/F 二樓	150, 200	3400, 3500
Roof 天台	-	-

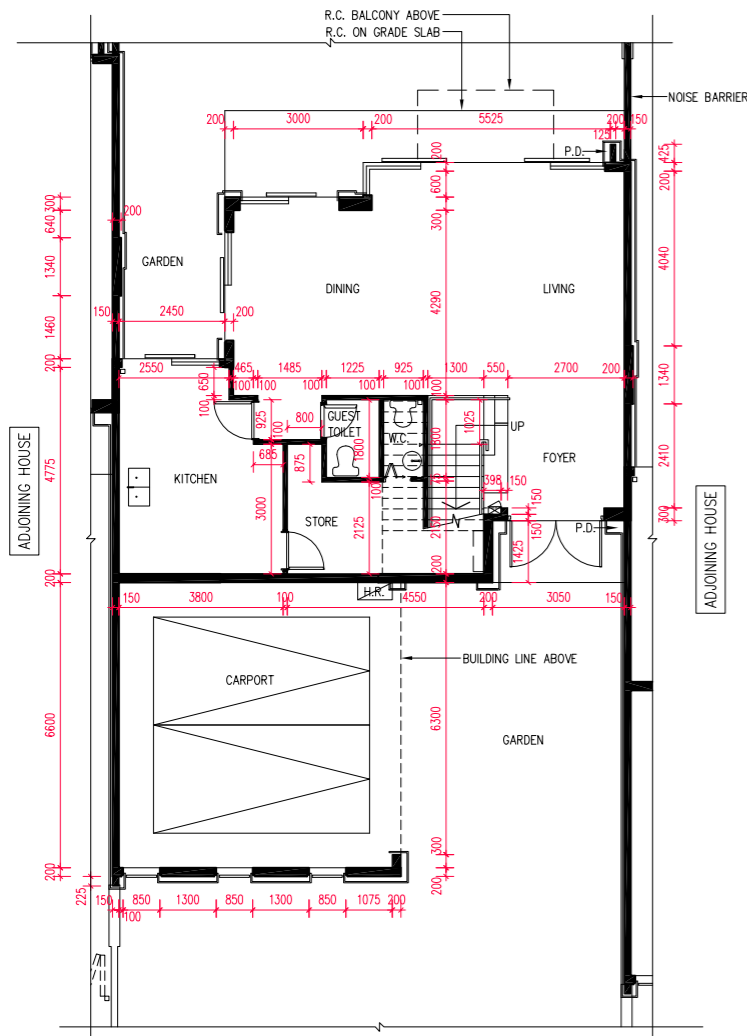
Floor plans of residential properties in the Development 發展項目的住宅物業的樓面平面圖

House Type D2a

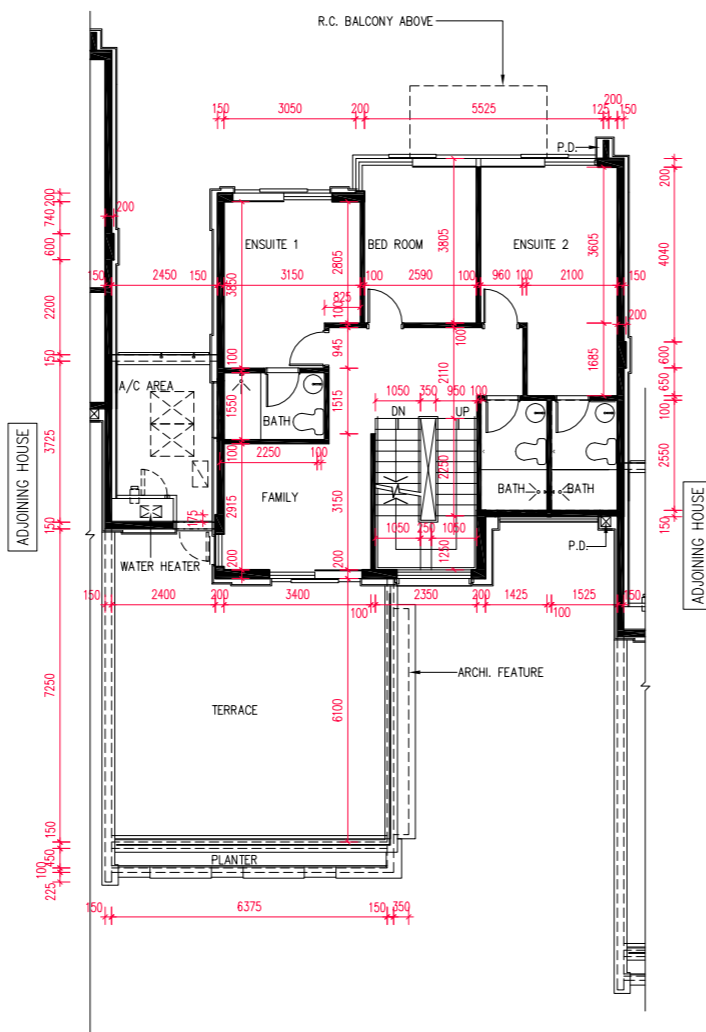
D2a 型洋房

Interlaken Avenue House No. 3 & 9

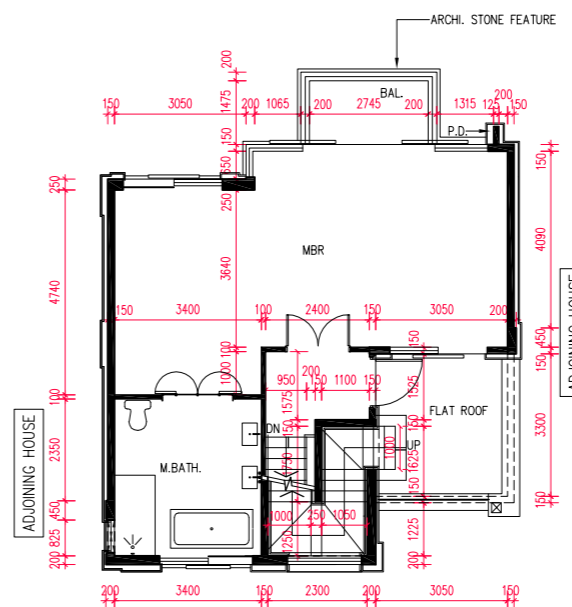
因特拉肯大道 3 及 9 號洋房



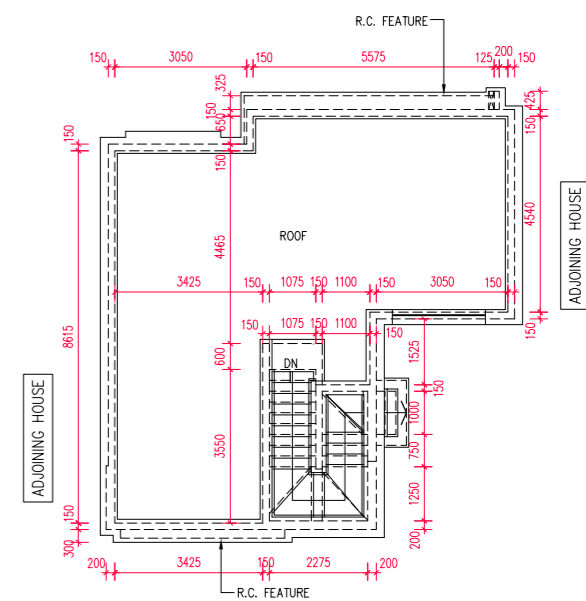
Ground Floor Plan
地下層平面圖



First Floor Plan
一樓平面圖



Second Floor Plan
二樓平面圖



Roof Plan
天台平面圖

The internal areas of the houses on the upper floors will generally be slightly larger than those on the lower floors because of the reducing thickness of the structural walls on the upper floors.

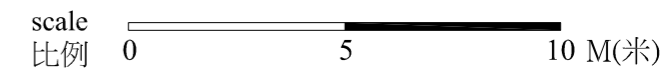
因洋房的較高樓層的結構牆的厚度遞減，較高樓層的內部面積，一般比較低樓層的內部面積稍大。

Note:

- The dimensions of floor plans are all structural dimensions in millimeter.
- Please refer to page AL001 of this sales brochure for legend of the terms and abbreviations and guidance notes in studying the floor plans in this section.
- The above floor plans mainly show the dimensions of the houses. Please refer to Garden floor plans shown on pages AL241 ~ AL362 for the dimensions of the garden.

備註：

- 樓面平面圖所列之尺寸數字為以毫米標示之建築結構尺寸。
- 請參閱本售樓說明書第AL001頁之圖例及指引以協助解讀此部份的樓面平面圖及其顯示之名稱及簡稱。
- 以上樓面平面圖主要顯示洋房的呎吋，有關花園的呎吋，請參閱第AL241頁至AL362頁的花園平面圖。



Floor 樓層	The thickness of the floor slabs (excluding plaster) of the above house as provided in the approved building plans for the Development (mm) 按發展項目經批准的建築圖則所規定，上述洋房的樓板(不包括灰泥)的厚度(毫米)	The floor-to-floor height of the above house as provided in the approved building plans for the Development (mm) 按發展項目經批准的建築圖則所規定，上述洋房的層與層之間的高度(毫米)
G/F 地下層	150, 200	2800, 3950, 3800, 3350, 4100
1/F 一樓	150, 200	2750, 2900, 3000, 3100
2/F 二樓	150, 200	3400, 3500
Roof 天台	-	-

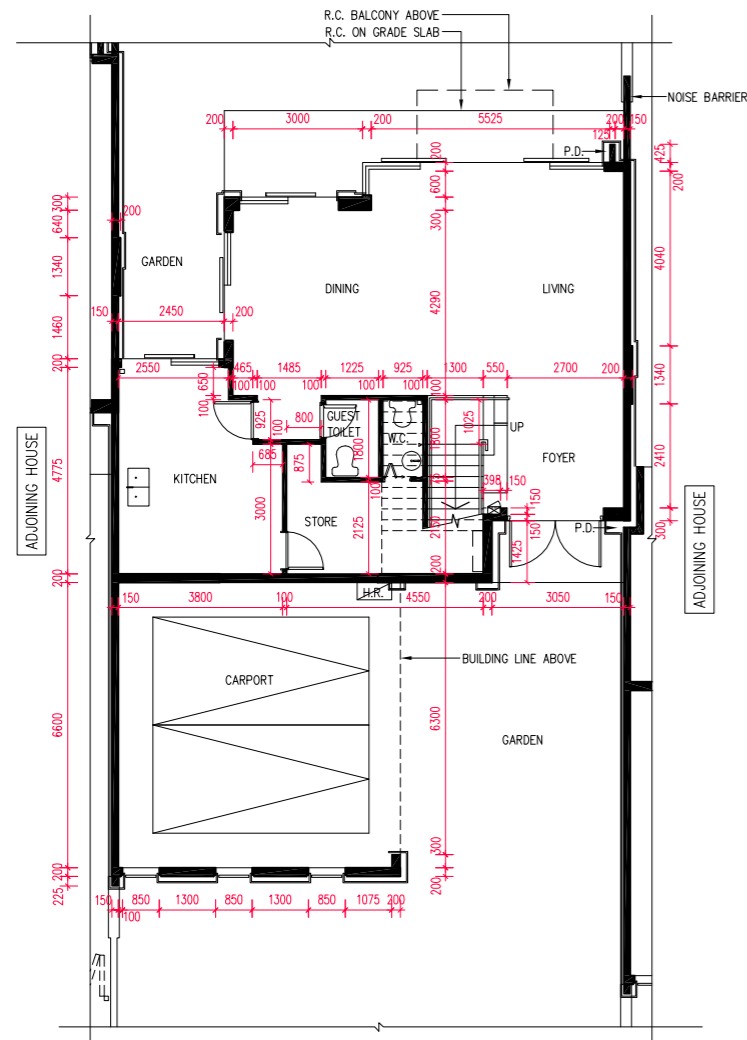
Floor plans of residential properties in the Development 發展項目的住宅物業的樓面平面圖

House Type D2a

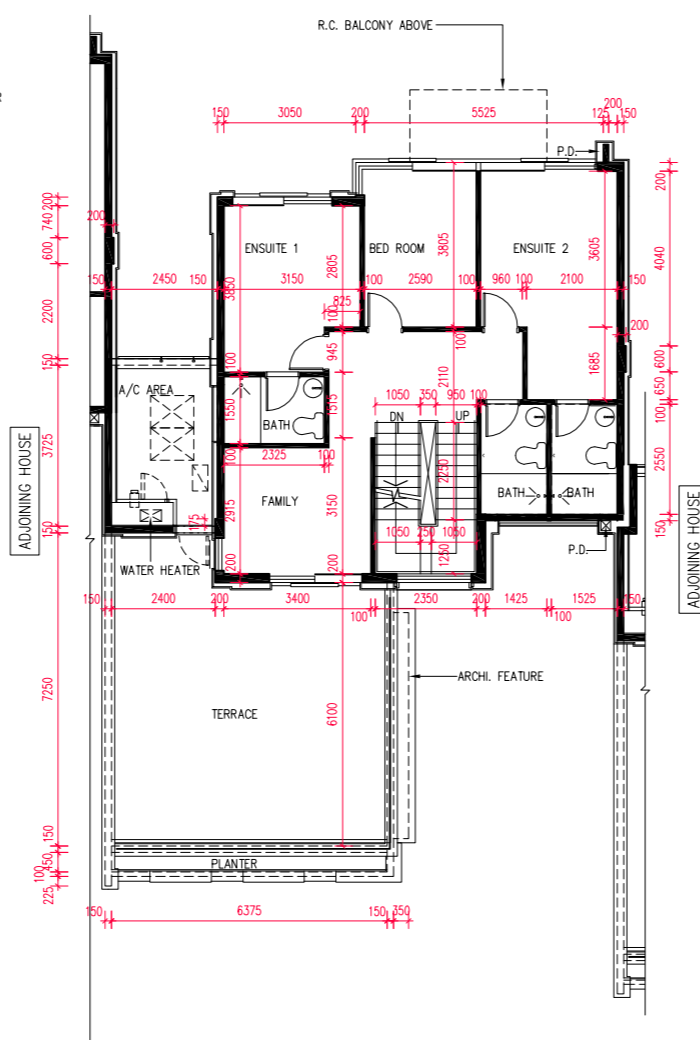
D2a 型洋房

Interlaken Avenue House No. 5 & 7

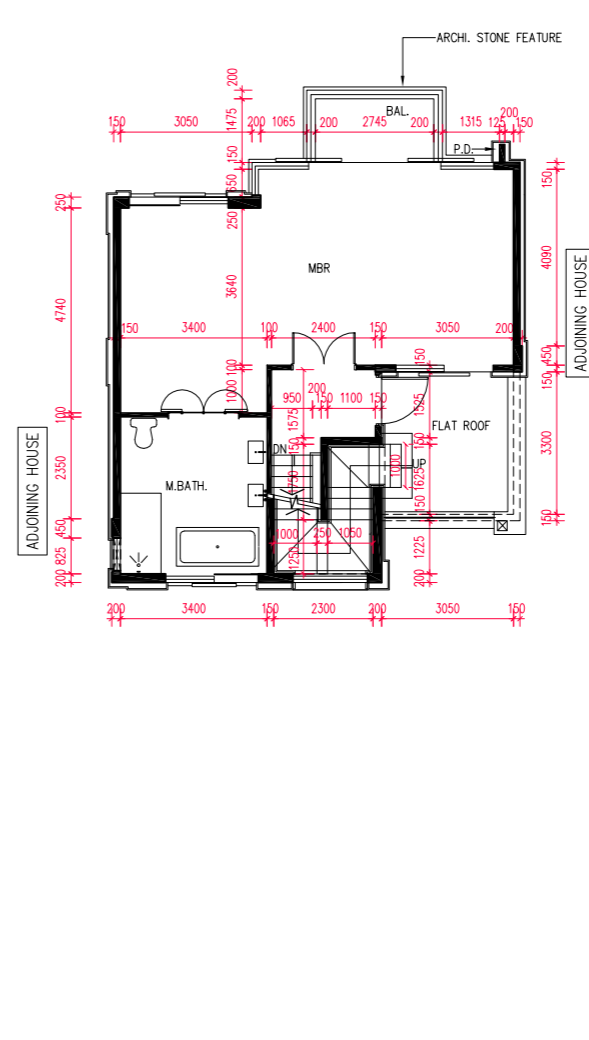
因特拉肯大道 5 及 7 號洋房



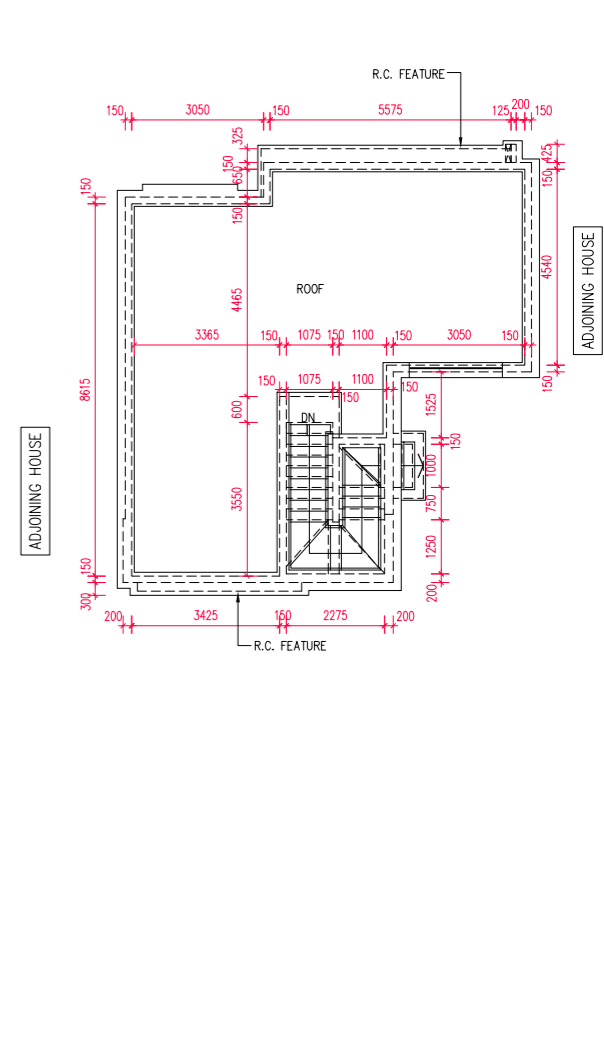
Ground Floor Plan
地下層平面圖



First Floor Plan
一樓平面圖



Second Floor Plan
二樓平面圖



Roof Plan
天台平面圖

The internal areas of the houses on the upper floors will generally be slightly larger than those on the lower floors because of the reducing thickness of the structural walls on the upper floors.

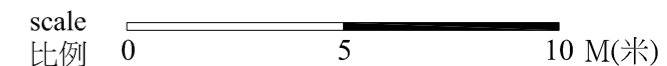
因洋房的較高樓層的結構牆的厚度遞減，較高樓層的內部面積，一般比較低樓層的內部面積稍大。

Note:

- The dimensions of floor plans are all structural dimensions in millimeter.
- Please refer to page AL001 of this sales brochure for legend of the terms and abbreviations and guidance notes in studying the floor plans in this section.
- The above floor plans mainly show the dimensions of the houses. Please refer to Garden floor plans shown on pages AL241 ~ AL362 for the dimensions of the garden.

備註：

- 樓面平面圖所列之尺寸數字為以毫米標示之建築結構尺寸。
- 請參閱本售樓說明書第AL001頁之圖例及指引以協助解讀此部份的樓面平面圖及其顯示之名稱及簡稱。
- 以上樓面平面圖主要顯示洋房的呎吋，有關花園的呎吋，請參閱第AL241頁至AL362頁的花園平面圖。



Floor 樓層	The thickness of the floor slabs (excluding plaster) of the above house as provided in the approved building plans for the Development (mm) 按發展項目經批准的建築圖則所規定，上述洋房的樓板(不包括灰泥)的厚度(毫米)	The floor-to-floor height of the above house as provided in the approved building plans for the Development (mm) 按發展項目經批准的建築圖則所規定，上述洋房的層與層之間的高度(毫米)
G/F 地下層	150, 200	2800, 3950, 3800, 3350, 4100
1/F 一樓	150, 200	2750, 2900, 3000, 3100
2/F 二樓	150, 200	3400, 3500
Roof 天台	-	-

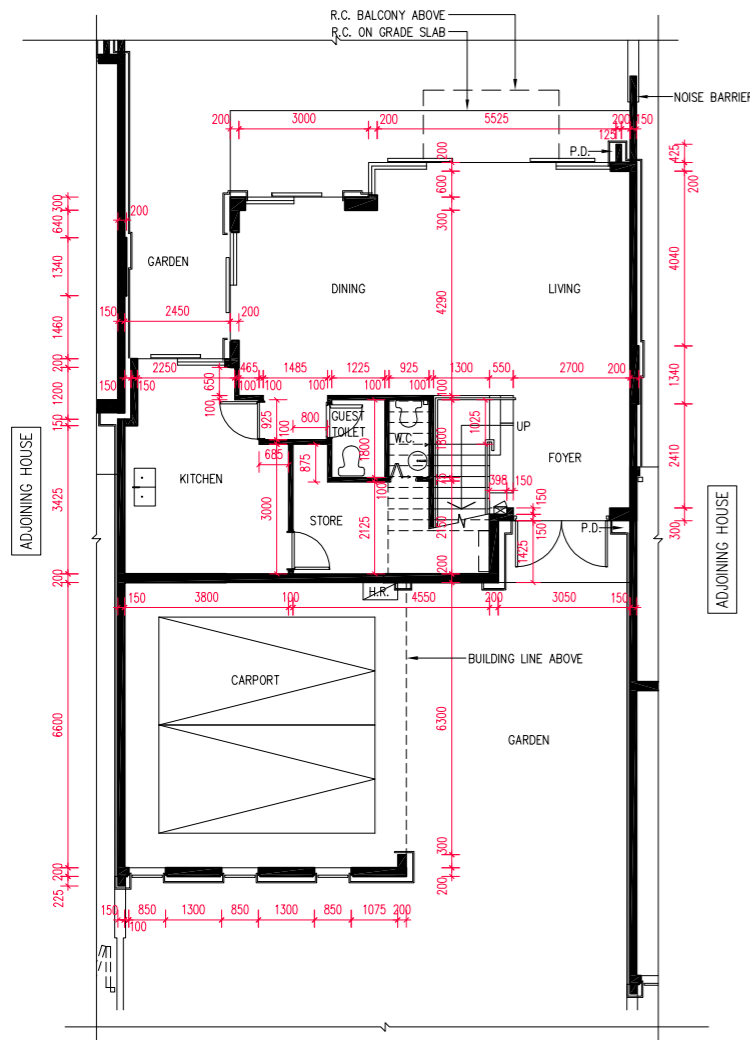
Floor plans of residential properties in the Development 發展項目的住宅物業的樓面平面圖

House Type D2a

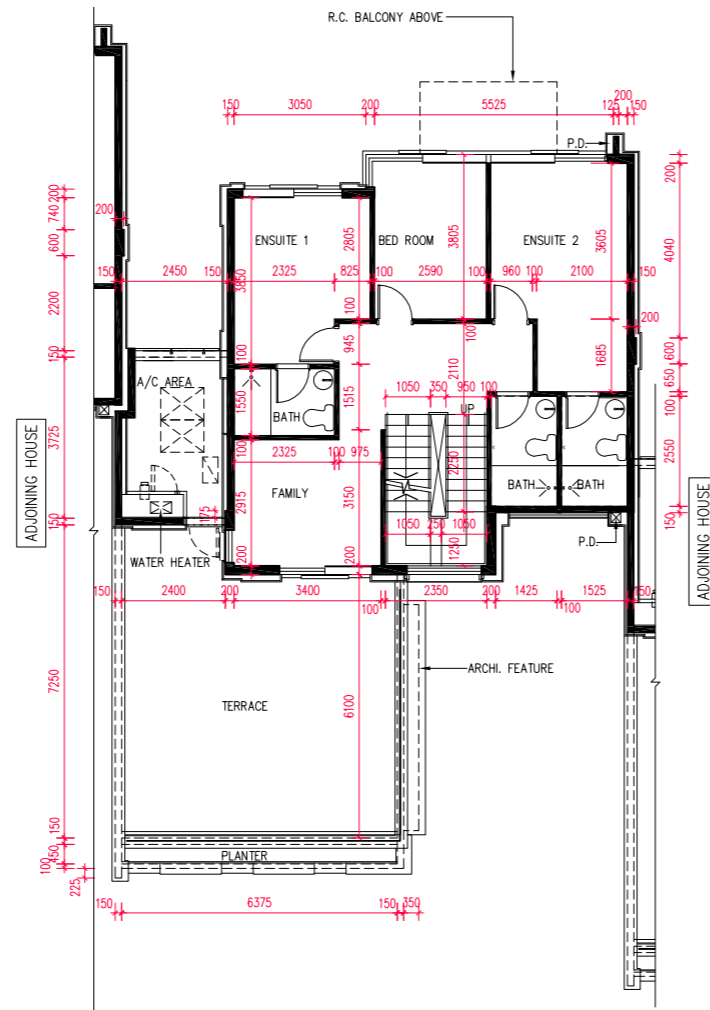
D2a 型洋房

Interlaken Avenue House Nos. 6 & 8

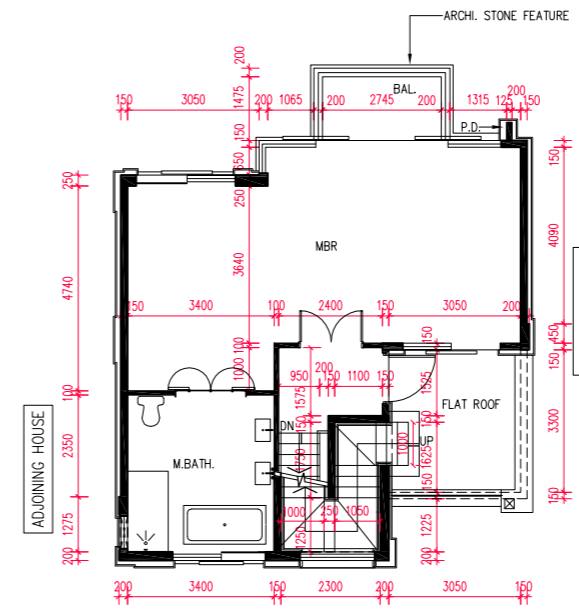
因特拉肯大道 6 及 8 號洋房



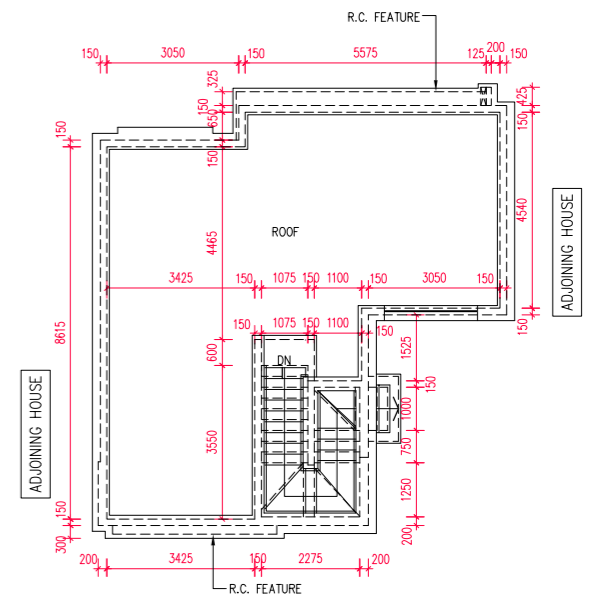
Ground Floor Plan
地下層平面圖



First Floor Plan
一樓平面圖



Second Floor Plan
二樓平面圖



Roof Plan
天台平面圖

The internal areas of the houses on the upper floors will generally be slightly larger than those on the lower floors because of the reducing thickness of the structural walls on the upper floors.

因洋房的較高樓層的結構牆的厚度遞減，較高樓層的內部面積，一般比較低樓層的內部面積稍大。

Note:

- The dimensions of floor plans are all structural dimensions in millimeter.
- Please refer to page AL001 of this sales brochure for legend of the terms and abbreviations and guidance notes in studying the floor plans in this section.
- The above floor plans mainly show the dimensions of the houses. Please refer to Garden floor plans shown on pages AL241 ~ AL362 for the dimensions of the garden.

備註：

- 樓面平面圖所列之尺寸數字為以毫米標示之建築結構尺寸。
- 請參閱本售樓說明書第AL001頁之圖例及指引以協助解讀此部份的樓面平面圖及其顯示之名稱及簡稱。
- 以上樓面平面圖主要顯示洋房的呎吋，有關花園的呎吋，請參閱第AL241頁至AL362頁的花園平面圖。

scale 比例 0 5 10 M(米)

Floor 樓層	The thickness of the floor slabs (excluding plaster) of the above house as provided in the approved building plans for the Development (mm) 按發展項目經批准的建築圖則所規定，上述洋房的樓板(不包括灰泥)的厚度(毫米)	The floor-to-floor height of the above house as provided in the approved building plans for the Development (mm) 按發展項目經批准的建築圖則所規定，上述洋房的層與層之間的高度(毫米)
G/F 地下層	150, 200	2800, 3950, 3800, 3350, 4100
1/F 一樓	150, 200	2750, 2900, 3000, 3100
2/F 二樓	150, 200	3400, 3500
Roof 天台	-	-

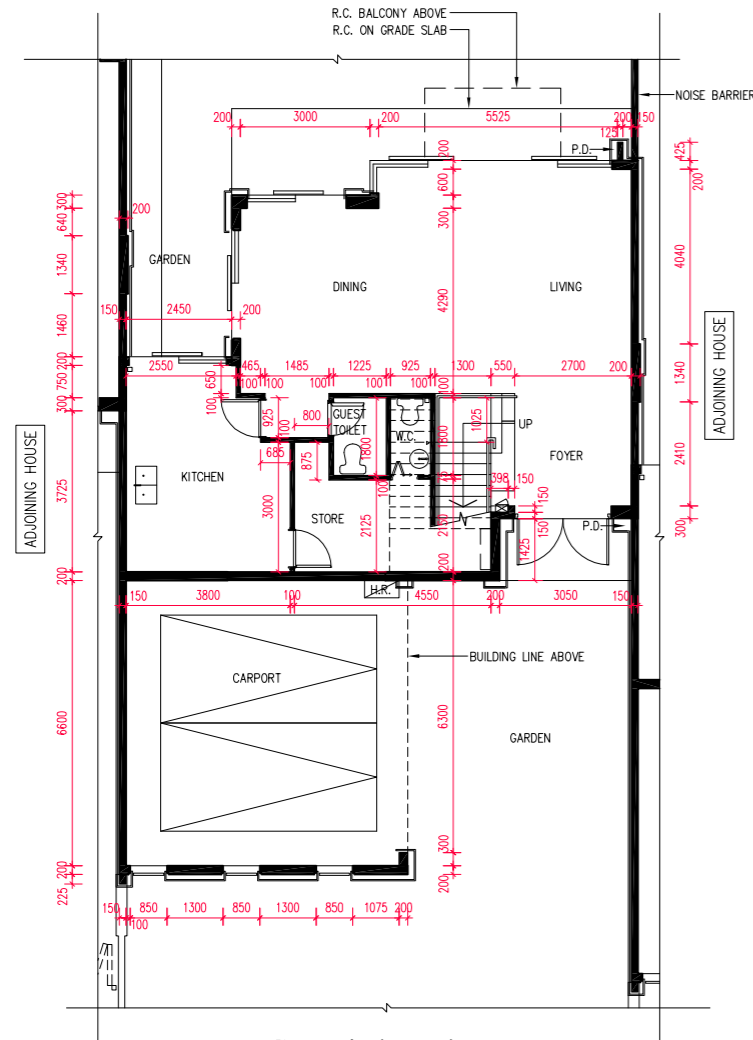
Floor plans of residential properties in the Development 發展項目的住宅物業的樓面平面圖

House Type D2a

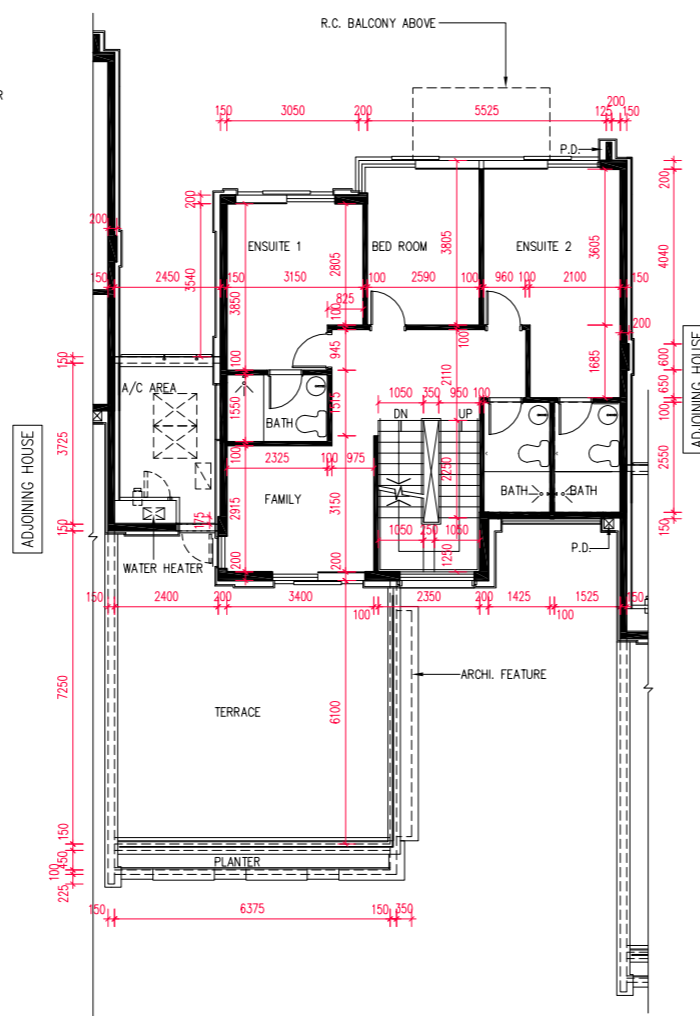
D2a 型洋房

Interlaken Avenue House No. 10

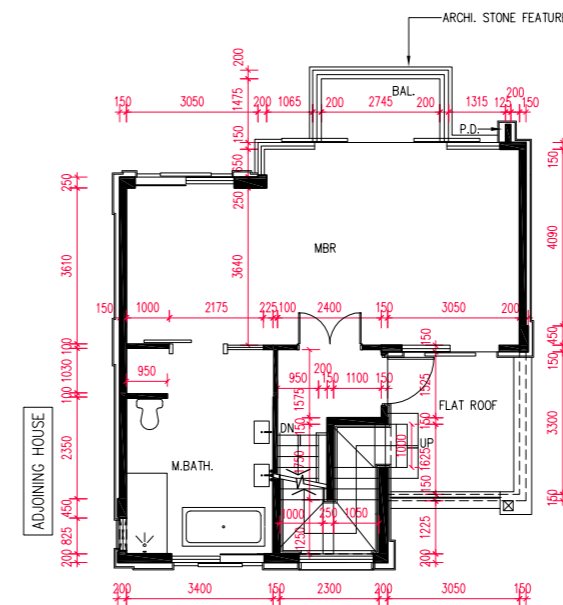
因特拉肯大道 10 號洋房



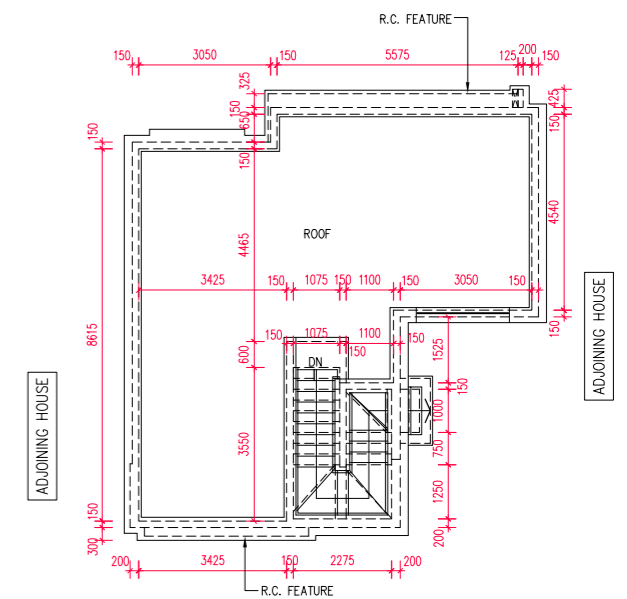
Ground Floor Plan
地下層平面圖



First Floor Plan
一樓平面圖



Second Floor Plan
二樓平面圖



Roof Plan
天台平面圖

The internal areas of the houses on the upper floors will generally be slightly larger than those on the lower floors because of the reducing thickness of the structural walls on the upper floors.

因洋房的較高樓層的結構牆的厚度遞減，較高樓層的內部面積，一般比較低樓層的內部面積稍大。

Note:

- The dimensions of floor plans are all structural dimensions in millimeter.
- Please refer to page AL001 of this sales brochure for legend of the terms and abbreviations and guidance notes in studying the floor plans in this section.
- The above floor plans mainly show the dimensions of the houses. Please refer to Garden floor plans shown on pages AL241 ~ AL362 for the dimensions of the garden.

備註：

- 樓面平面圖所列之尺寸數字為以毫米標示之建築結構尺寸。
- 請參閱本售樓說明書第AL001頁之圖例及指引以協助解讀此部份的樓面平面圖及其顯示之名稱及簡稱。
- 以上樓面平面圖主要顯示洋房的呎吋，有關花園的呎吋，請參閱第AL241頁至AL362頁的花園平面圖。

scale 0 5 10 M(米)
比例

Floor 樓層	The thickness of the floor slabs (excluding plaster) of the above house as provided in the approved building plans for the Development (mm) 按發展項目經批准的建築圖則所規定，上述洋房的樓板(不包括灰泥)的厚度(毫米)	The floor-to-floor height of the above house as provided in the approved building plans for the Development (mm) 按發展項目經批准的建築圖則所規定，上述洋房的層與層之間的高度(毫米)
G/F 地下層	150, 200	2800, 3950, 3800, 3350, 4100
1/F 一樓	150, 200	2750, 2900, 3000, 3100
2/F 二樓	150, 200	3400, 3500
Roof 天台	-	-

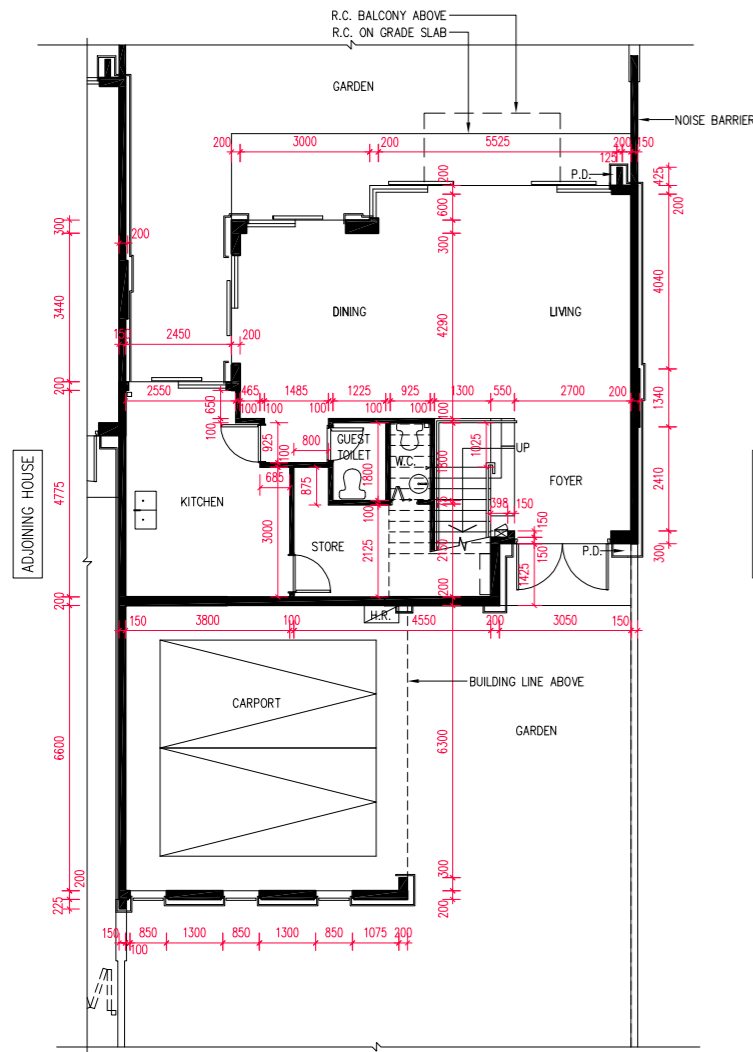
Floor plans of residential properties in the Development 發展項目的住宅物業的樓面平面圖

House Type D2a

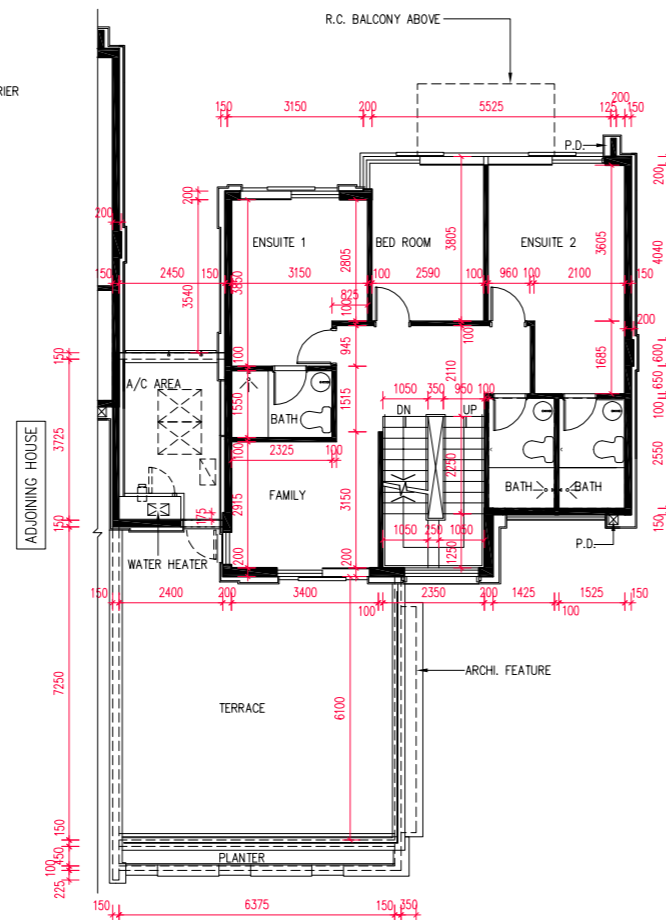
D2a 型洋房

Interlaken Avenue House No. 11

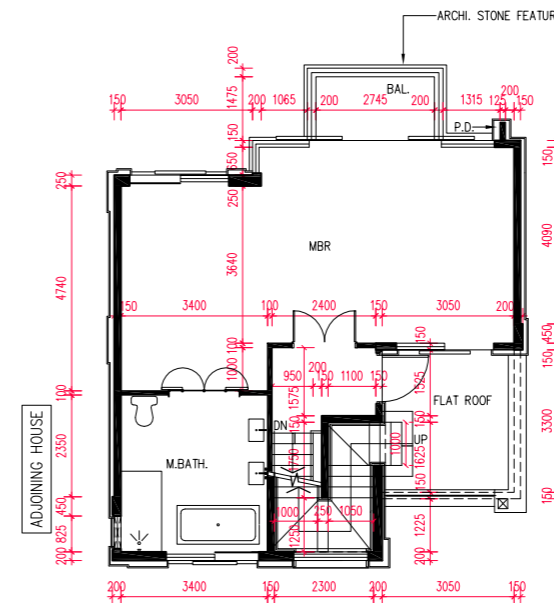
因特拉肯大道 11 號洋房



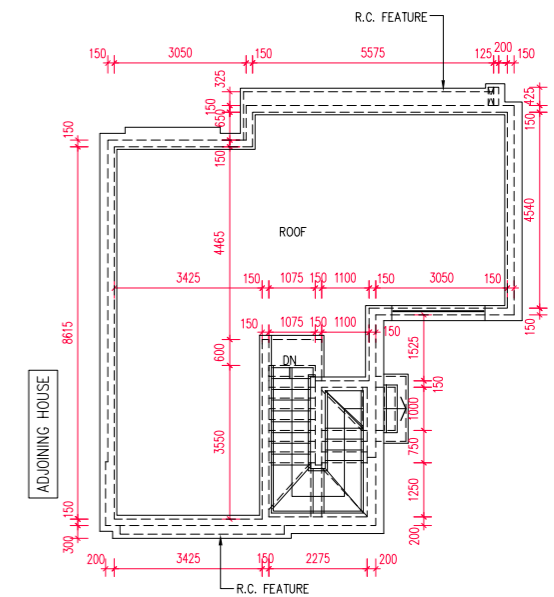
Ground Floor Plan
地下層平面圖



First Floor Plan
一樓平面圖



Second Floor Plan
二樓平面圖



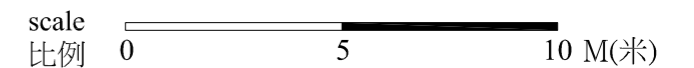
Roof Plan
天台平面圖

The internal areas of the houses on the upper floors will generally be slightly larger than those on the lower floors because of the reducing thickness of the structural walls on the upper floors.

因洋房的較高樓層的結構牆的厚度遞減，較高樓層的內部面積，一般比較低樓層的內部面積稍大。

- Note:
- The dimensions of floor plans are all structural dimensions in millimeter.
 - Please refer to page AL001 of this sales brochure for legend of the terms and abbreviations and guidance notes in studying the floor plans in this section.
 - The above floor plans mainly show the dimensions of the houses. Please refer to Garden floor plans shown on pages AL241 ~ AL362 for the dimensions of the garden.

- 備註：
- 樓面平面圖所列之尺寸數字為以毫米標示之建築結構尺寸。
 - 請參閱本售樓說明書第AL001頁之圖例及指引以協助解讀此部份的樓面平面圖及其顯示之名稱及簡稱。
 - 以上樓面平面圖主要顯示洋房的呎吋，有關花園的呎吋，請參閱第AL241頁至AL362頁的花園平面圖。



Floor 樓層	The thickness of the floor slabs (excluding plaster) of the above house as provided in the approved building plans for the Development (mm) 按發展項目經批准的建築圖則所規定，上述洋房的樓板(不包括灰泥)的厚度(毫米)	The floor-to-floor height of the above house as provided in the approved building plans for the Development (mm) 按發展項目經批准的建築圖則所規定，上述洋房的層與層之間的高度(毫米)
G/F 地下層	150, 200	2800, 3950, 3800, 3350, 4100
1/F 一樓	150, 200	2750, 2900, 3000, 3100
2/F 二樓	150, 200	3400, 3500
Roof 天台	-	-

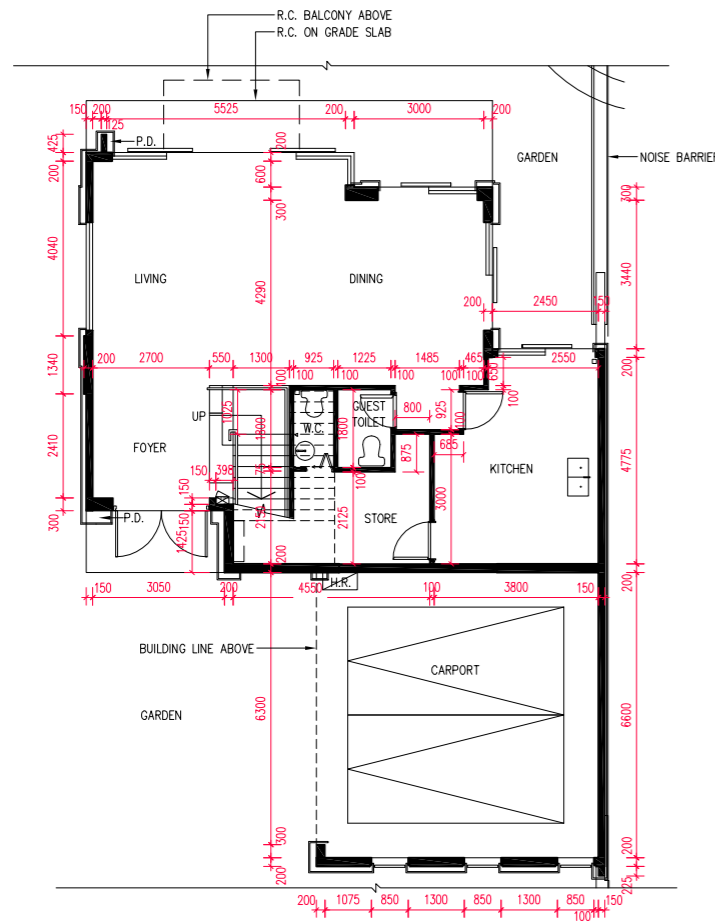
Floor plans of residential properties in the Development 發展項目的住宅物業的樓面平面圖

House Type D2a

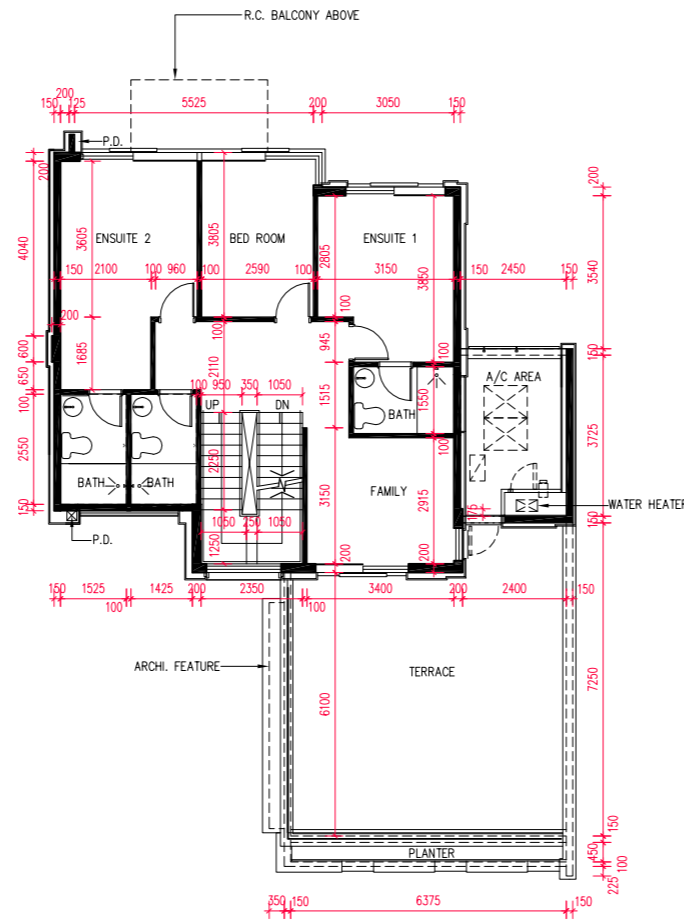
D2a 型洋房

Interlaken Avenue House No. 12

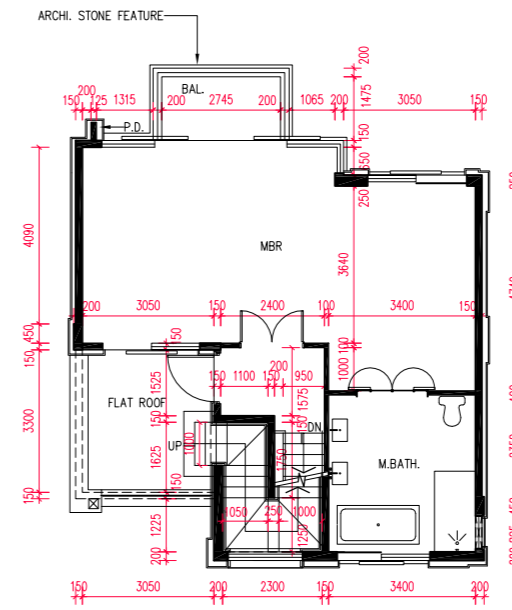
因特拉肯大道 12 號洋房



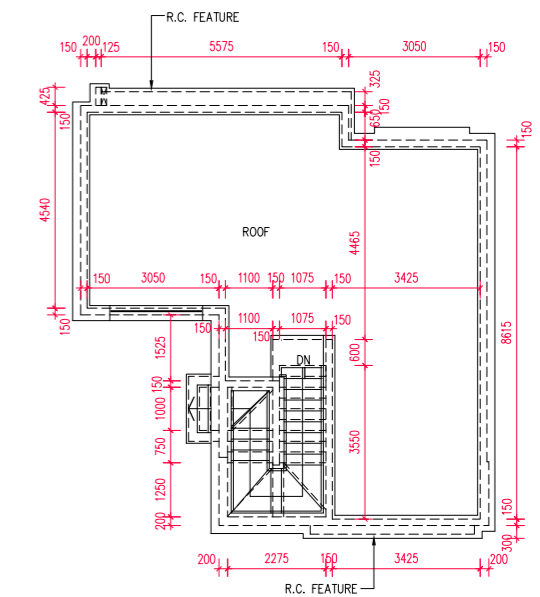
Ground Floor Plan
地下層平面圖



First Floor Plan
一樓平面圖



Second Floor Plan
二樓平面圖



Roof Plan
天台平面圖

The internal areas of the houses on the upper floors will generally be slightly larger than those on the lower floors because of the reducing thickness of the structural walls on the upper floors.

因洋房的較高樓層的結構牆的厚度遞減，較高樓層的內部面積，一般比較低樓層的內部面積稍大。

Note:

- The dimensions of floor plans are all structural dimensions in millimeter.
- Please refer to page AL001 of this sales brochure for legend of the terms and abbreviations and guidance notes in studying the floor plans in this section.
- The above floor plans mainly show the dimensions of the houses. Please refer to Garden floor plans shown on pages AL241 ~ AL362 for the dimensions of the garden.

備註：

- 樓面平面圖所列之尺寸數字為以毫米標示之建築結構尺寸。
- 請參閱本售樓說明書第AL001頁之圖例及指引以協助解讀此部份的樓面平面圖及其顯示之名稱及簡稱。
- 以上樓面平面圖主要顯示洋房的呎吋，有關花園的呎吋，請參閱第AL241頁至AL362頁的花園平面圖。

scale 比例 0 5 10 M(米)

Floor 樓層	The thickness of the floor slabs (excluding plaster) of the above house as provided in the approved building plans for the Development (mm) 按發展項目經批准的建築圖則所規定，上述洋房的樓板(不包括灰泥)的厚度(毫米)	The floor-to-floor height of the above house as provided in the approved building plans for the Development (mm) 按發展項目經批准的建築圖則所規定，上述洋房的層與層之間的高度(毫米)
G/F 地下層	150, 200	2800, 3950, 3800, 3350, 4100
1/F 一樓	150, 200	2750, 2900, 3000, 3100
2/F 二樓	150, 200	3400, 3500
Roof 天台	-	-

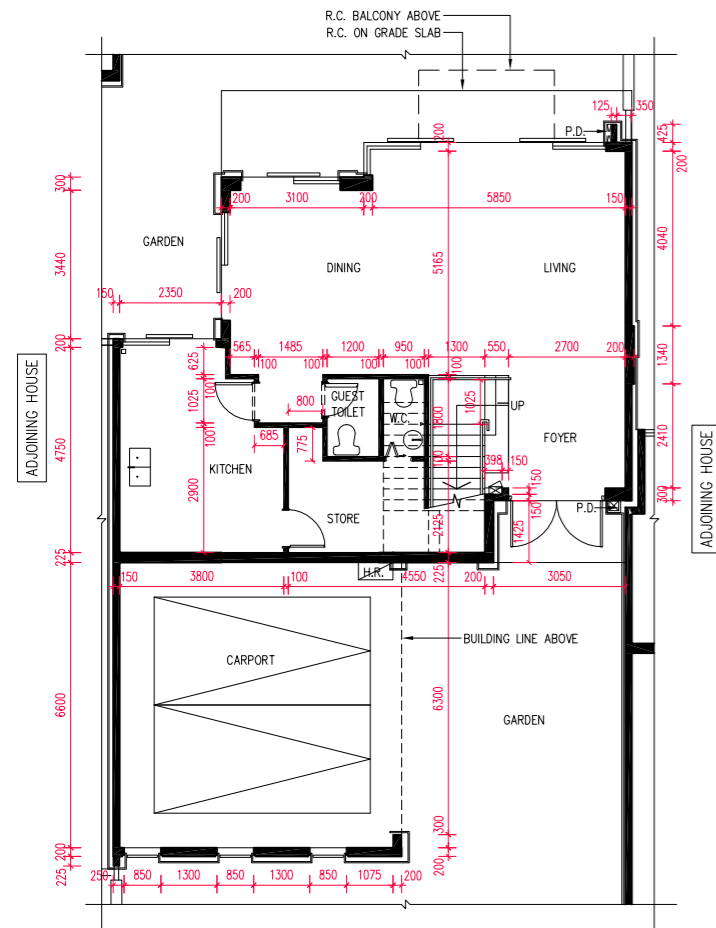
Floor plans of residential properties in the Development 發展項目的住宅物業的樓面平面圖

House Type D2a

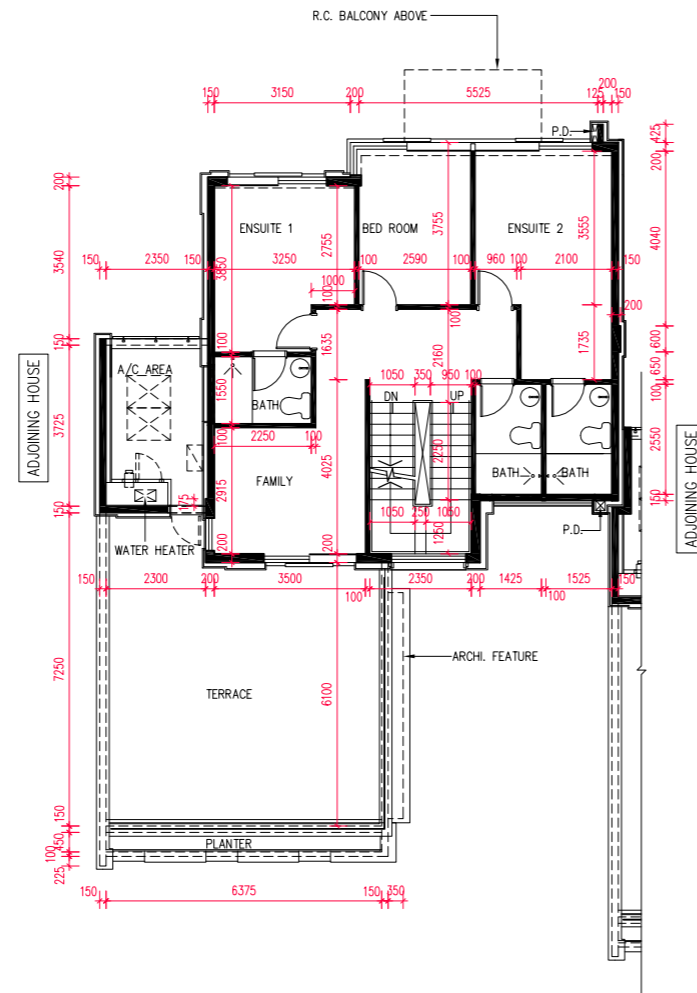
D2a 型洋房

Luzern Boulevard House No. 5

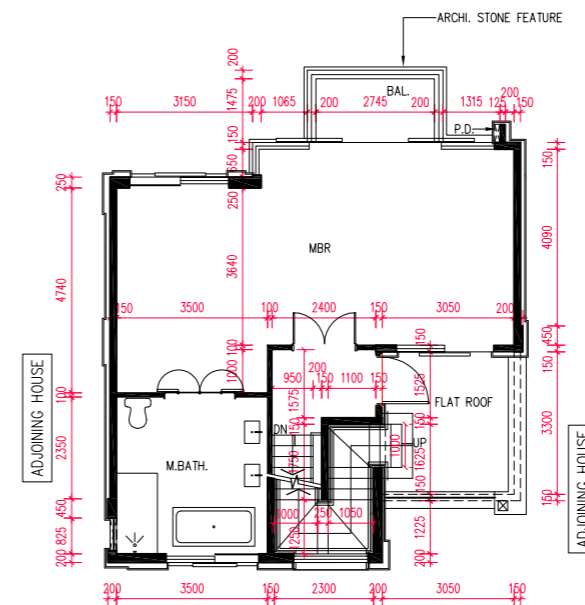
琉森大道 5 號洋房



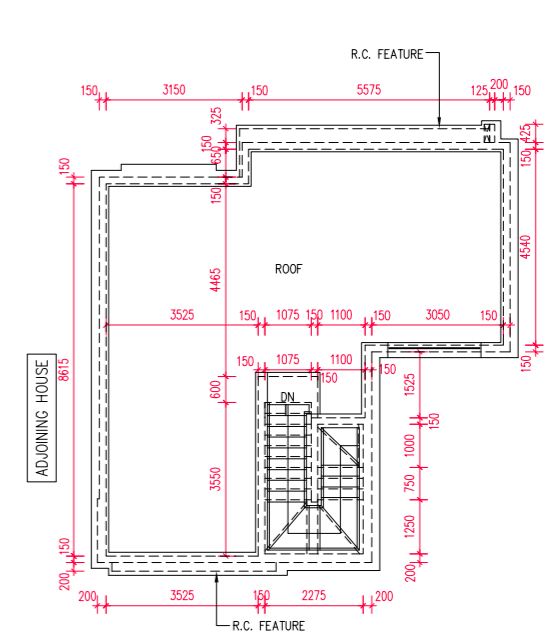
Ground Floor Plan
地下層平面圖



First Floor Plan
一樓平面圖



Second Floor Plan
二樓平面圖



Roof Plan
天台平面圖

The internal areas of the houses on the upper floors will generally be slightly larger than those on the lower floors because of the reducing thickness of the structural walls on the upper floors.

因洋房的較高樓層的結構牆的厚度遞減，較高樓層的內部面積，一般比較低樓層的內部面積稍大。

- Note:
- The dimensions of floor plans are all structural dimensions in millimeter.
 - Please refer to page AL001 of this sales brochure for legend of the terms and abbreviations and guidance notes in studying the floor plans in this section.
 - The above floor plans mainly show the dimensions of the houses. Please refer to Garden floor plans shown on pages AL241 ~ AL362 for the dimensions of the garden.

- 備註：
- 樓面平面圖所列之尺寸數字為以毫米標示之建築結構尺寸。
 - 請參閱本售樓說明書第AL001頁之圖例及指引以協助解讀此部份的樓面平面圖及其顯示之名稱及簡稱。
 - 以上樓面平面圖主要顯示洋房的呎吋，有關花園的呎吋，請參閱第AL241頁至AL362頁的花園平面圖。

scale 0 5 10 M(米)
比例

Floor 樓層	The thickness of the floor slabs (excluding plaster) of the above house as provided in the approved building plans for the Development (mm) 按發展項目經批准的建築圖則所規定，上述洋房的樓板(不包括灰泥)的厚度(毫米)	The floor-to-floor height of the above house as provided in the approved building plans for the Development (mm) 按發展項目經批准的建築圖則所規定，上述洋房的層與層之間的高度(毫米)
G/F 地下層	150, 200	2800, 3950, 3800, 3350, 4100
1/F 一樓	150, 200	2750, 2900, 3000, 3100
2/F 二樓	150, 200	3400, 3500
Roof 天台	-	-

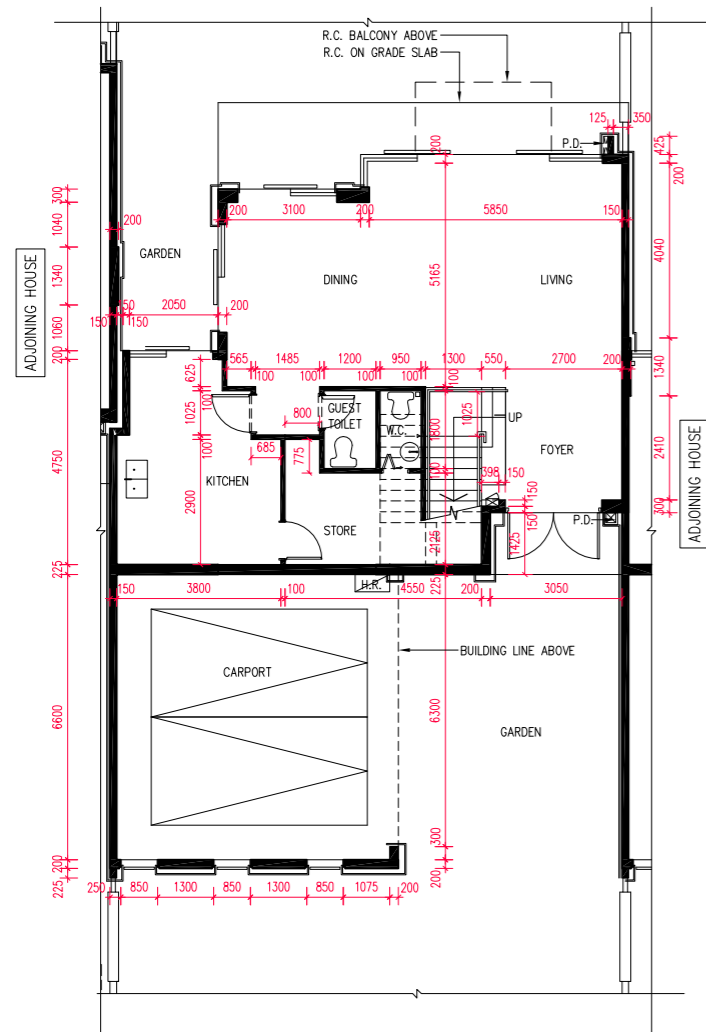
Floor plans of residential properties in the Development 發展項目的住宅物業的樓面平面圖

House Type D2a

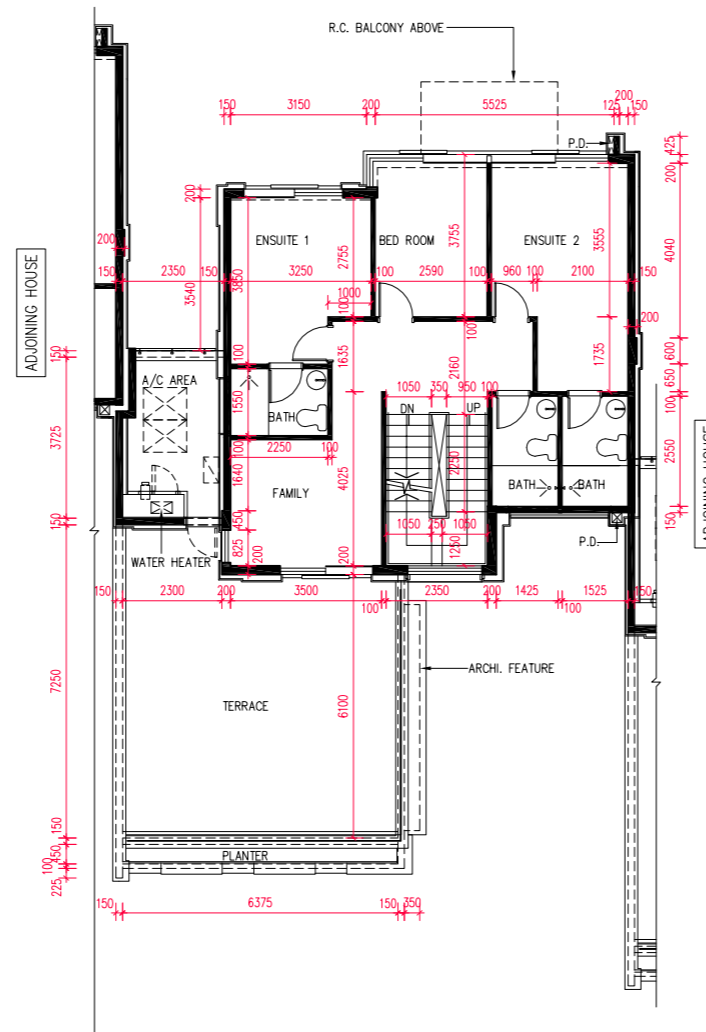
D2a 型洋房

Luzern Boulevard House No. 6

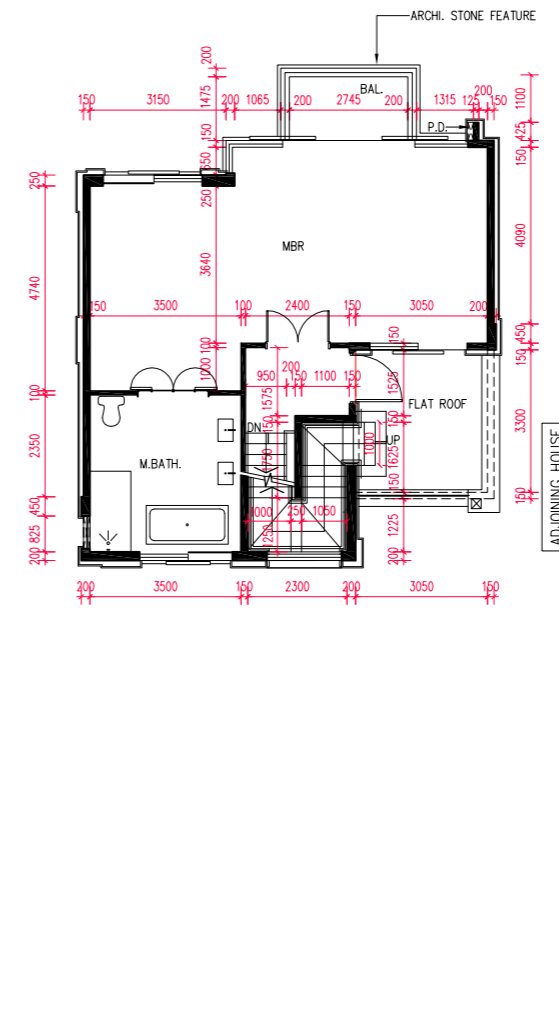
琉森大道 6 號洋房



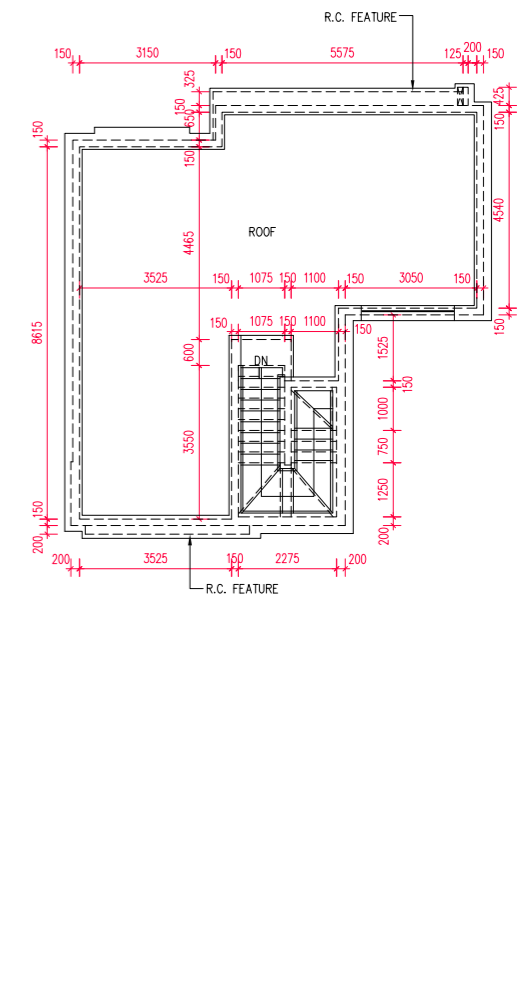
Ground Floor Plan
地下層平面圖



First Floor Plan
一樓平面圖



Second Floor Plan
二樓平面圖



Roof Plan
天台平面圖

The internal areas of the houses on the upper floors will generally be slightly larger than those on the lower floors because of the reducing thickness of the structural walls on the upper floors.

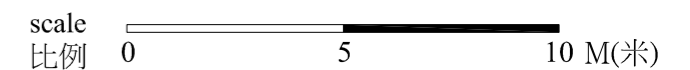
因洋房的較高樓層的結構牆的厚度遞減，較高樓層的內部面積，一般比較低樓層的內部面積稍大。

Note:

- The dimensions of floor plans are all structural dimensions in millimeter.
- Please refer to page AL001 of this sales brochure for legend of the terms and abbreviations and guidance notes in studying the floor plans in this section.
- The above floor plans mainly show the dimensions of the houses. Please refer to Garden floor plans shown on pages AL241 ~ AL362 for the dimensions of the garden.

備註：

- 樓面平面圖所列之尺寸數字為以毫米標示之建築結構尺寸。
- 請參閱本售樓說明書第AL001頁之圖例及指引以協助解讀此部份的樓面平面圖及其顯示之名稱及簡稱。
- 以上樓面平面圖主要顯示洋房的呎吋，有關花園的呎吋，請參閱第AL241頁至AL362頁的花園平面圖。



Floor 樓層	The thickness of the floor slabs (excluding plaster) of the above house as provided in the approved building plans for the Development (mm) 按發展項目經批准的建築圖則所規定，上述洋房的樓板(不包括灰泥)的厚度(毫米)	The floor-to-floor height of the above house as provided in the approved building plans for the Development (mm) 按發展項目經批准的建築圖則所規定，上述洋房的層與層之間的高度(毫米)
G/F 地下層	150, 200	2800, 3950, 3800, 3350, 4100
1/F 一樓	150, 200	2750, 2900, 3000, 3100
2/F 二樓	150, 200	3400, 3500
Roof 天台	-	-

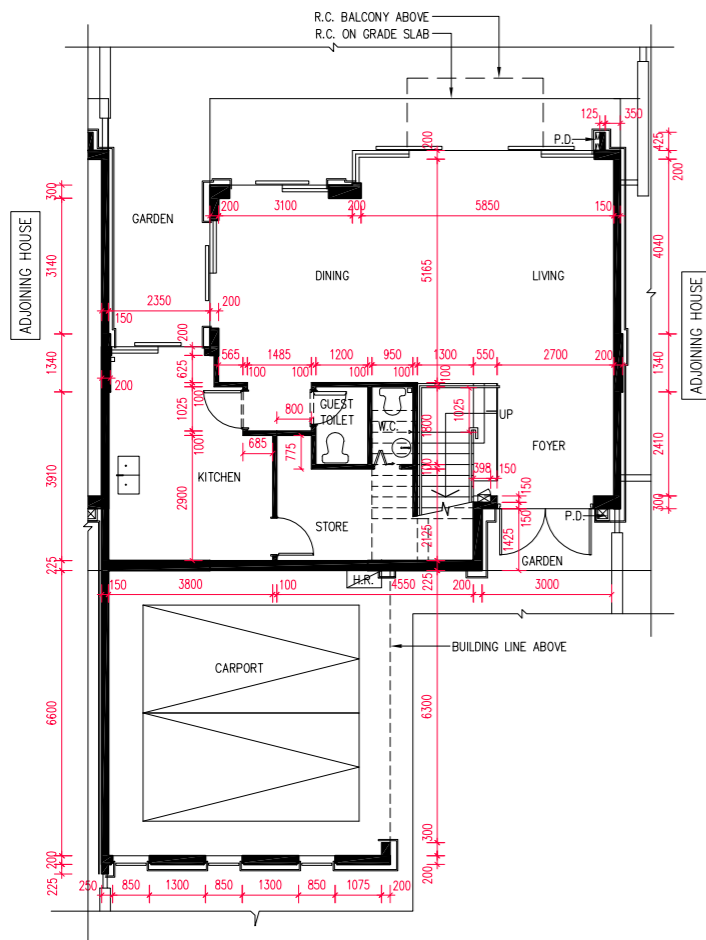
Floor plans of residential properties in the Development 發展項目的住宅物業的樓面平面圖

House Type D2a

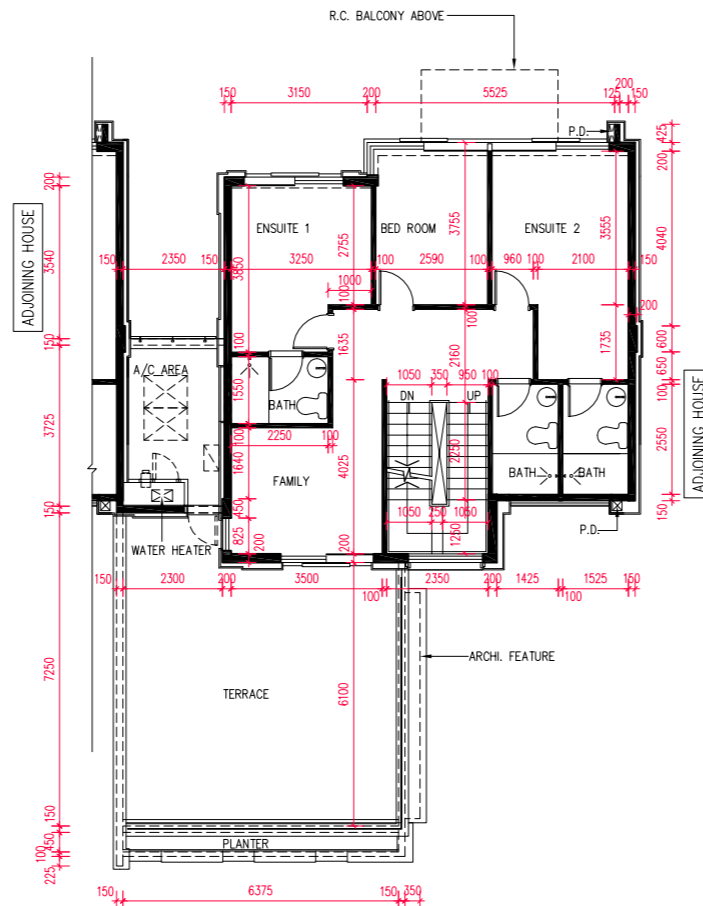
D2a 型洋房

Luzern Boulevard House No. 7

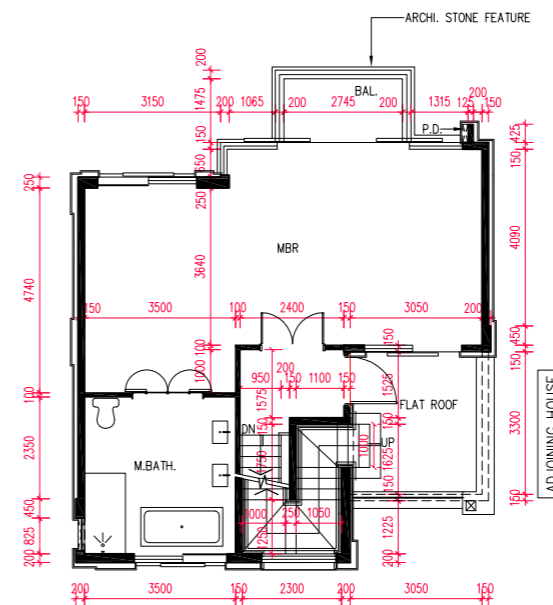
琉森大道 7 號洋房



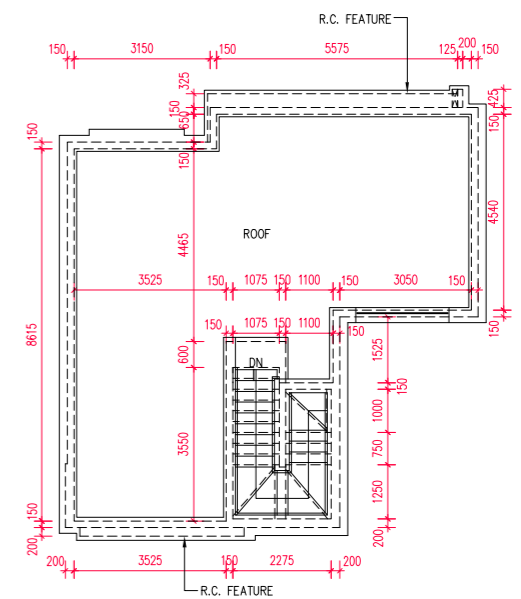
Ground Floor Plan
地下層平面圖



First Floor Plan
一樓平面圖



Second Floor Plan
二樓平面圖



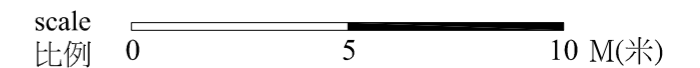
Roof Plan
天台平面圖

The internal areas of the houses on the upper floors will generally be slightly larger than those on the lower floors because of the reducing thickness of the structural walls on the upper floors.

因洋房的較高樓層的結構牆的厚度遞減，較高樓層的內部面積，一般比較低樓層的內部面積稍大。

- Note:
- The dimensions of floor plans are all structural dimensions in millimeter.
 - Please refer to page AL001 of this sales brochure for legend of the terms and abbreviations and guidance notes in studying the floor plans in this section.
 - The above floor plans mainly show the dimensions of the houses. Please refer to Garden floor plans shown on pages AL241 ~ AL362 for the dimensions of the garden.

- 備註：
- 樓面平面圖所列之尺寸數字為以毫米標示之建築結構尺寸。
 - 請參閱本售樓說明書第AL001頁之圖例及指引以協助解讀此部份的樓面平面圖及其顯示之名稱及簡稱。
 - 以上樓面平面圖主要顯示洋房的呎吋，有關花園的呎吋，請參閱第AL241頁至AL362頁的花園平面圖。



Floor 樓層	The thickness of the floor slabs (excluding plaster) of the above house as provided in the approved building plans for the Development (mm) 按發展項目經批准的建築圖則所規定，上述洋房的樓板(不包括灰泥)的厚度(毫米)	The floor-to-floor height of the above house as provided in the approved building plans for the Development (mm) 按發展項目經批准的建築圖則所規定，上述洋房的層與層之間的高度(毫米)
G/F 地下層	150, 200	2800, 3950, 3800, 3350, 4100
1/F 一樓	150, 200	2750, 2900, 3000, 3100
2/F 二樓	150, 200	3400, 3500
Roof 天台	-	-

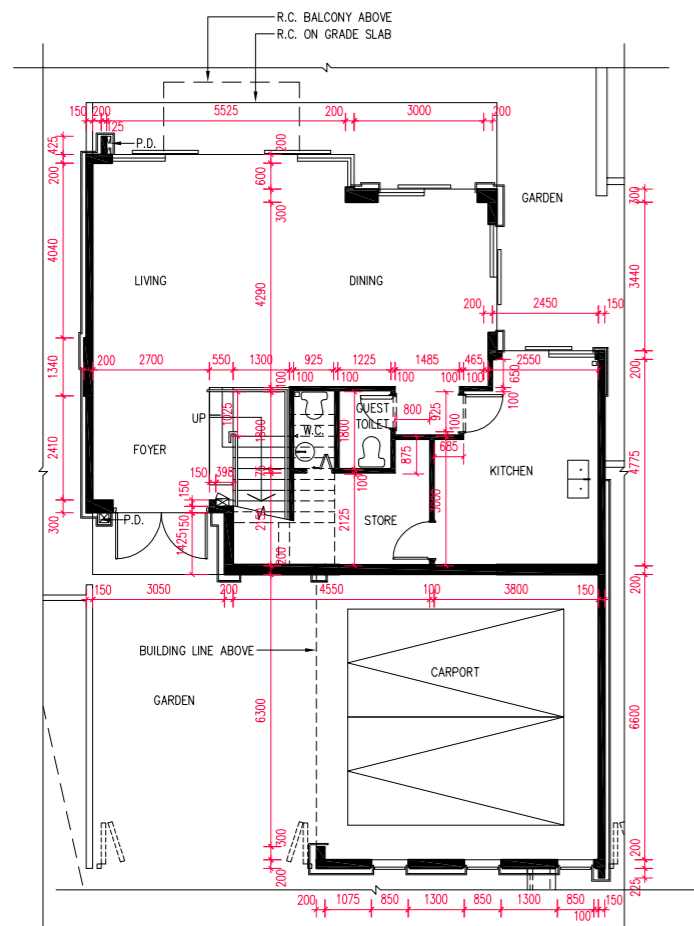
Floor plans of residential properties in the Development 發展項目的住宅物業的樓面平面圖

House Type D2a

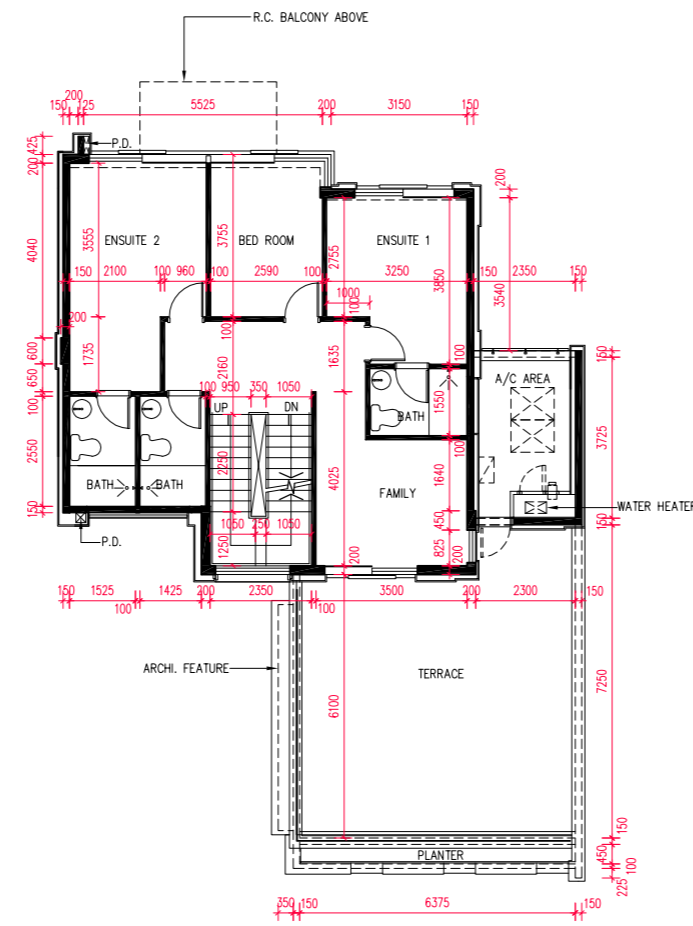
D2a 型洋房

Luzern Boulevard House No. 9 ~ 11

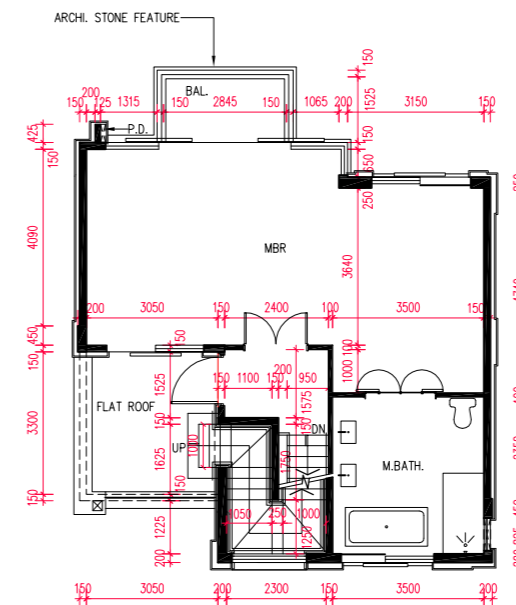
琉森大道 9 至 11 號洋房



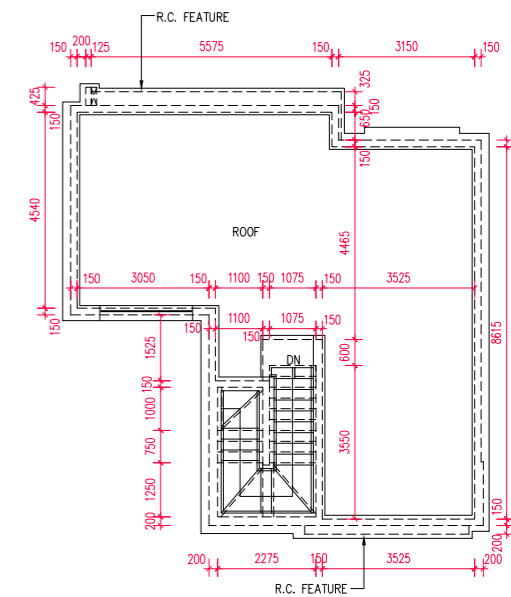
Ground Floor Plan
地下層平面圖



First Floor Plan
一樓平面圖



Second Floor Plan
二樓平面圖



Roof Plan
天台平面圖

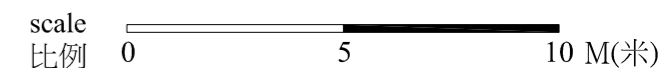
The internal areas of the houses on the upper floors will generally be slightly larger than those on the lower floors because of the reducing thickness of the structural walls on the upper floors.
因洋房的較高樓層的結構牆的厚度遞減，較高樓層的內部面積，一般比較低樓層的內部面積稍大。

Note:

- The dimensions of floor plans are all structural dimensions in millimeter.
- Please refer to page AL001 of this sales brochure for legend of the terms and abbreviations and guidance notes in studying the floor plans in this section.
- The above floor plans mainly show the dimensions of the houses. Please refer to Garden floor plans shown on pages AL241 ~ AL362 for the dimensions of the garden.

備註：

- 樓面平面圖所列之尺寸數字為以毫米標示之建築結構尺寸。
- 請參閱本售樓說明書第AL001頁之圖例及指引以協助解讀此部份的樓面平面圖及其顯示之名稱及簡稱。
- 以上樓面平面圖主要顯示洋房的呎吋，有關花園的呎吋，請參閱第AL241頁至AL362頁的花園平面圖。



Floor 樓層	The thickness of the floor slabs (excluding plaster) of the above house as provided in the approved building plans for the Development (mm) 按發展項目經批准的建築圖則所規定，上述洋房的樓板(不包括灰泥)的厚度(毫米)	The floor-to-floor height of the above house as provided in the approved building plans for the Development (mm) 按發展項目經批准的建築圖則所規定，上述洋房的層與層之間的高度(毫米)
G/F 地下層	150, 200	2800, 3950, 3800, 3350, 4100
1/F 一樓	150, 200	2750, 2900, 3000, 3100
2/F 二樓	150, 200	3400, 3500
Roof 天台	-	-

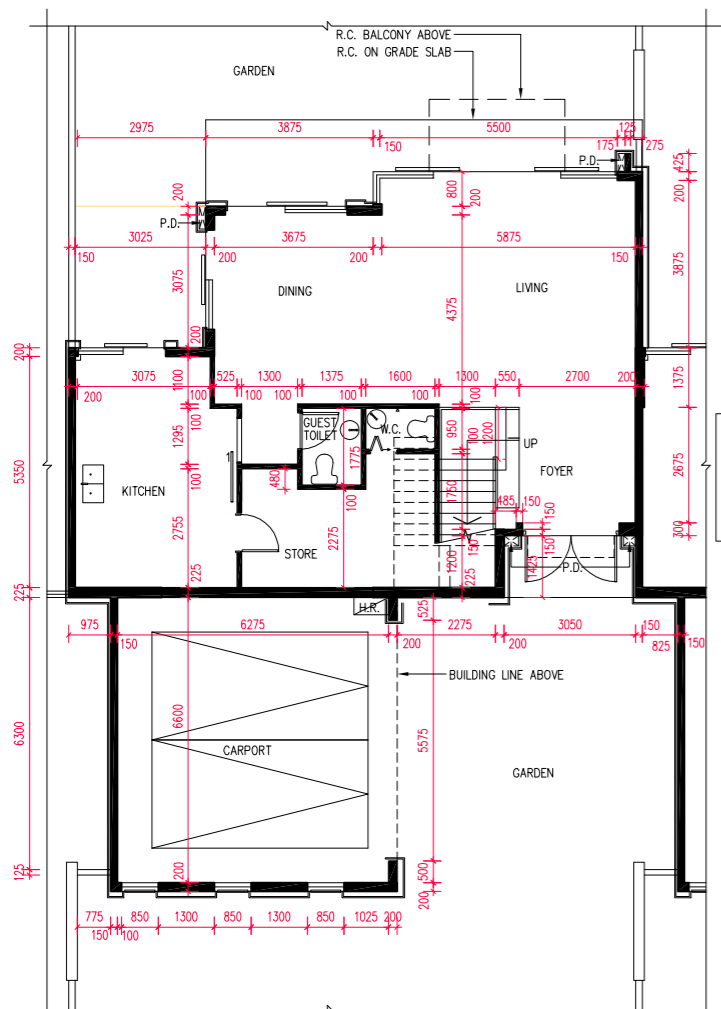
Floor plans of residential properties in the Development 發展項目的住宅物業的樓面平面圖

House Type E

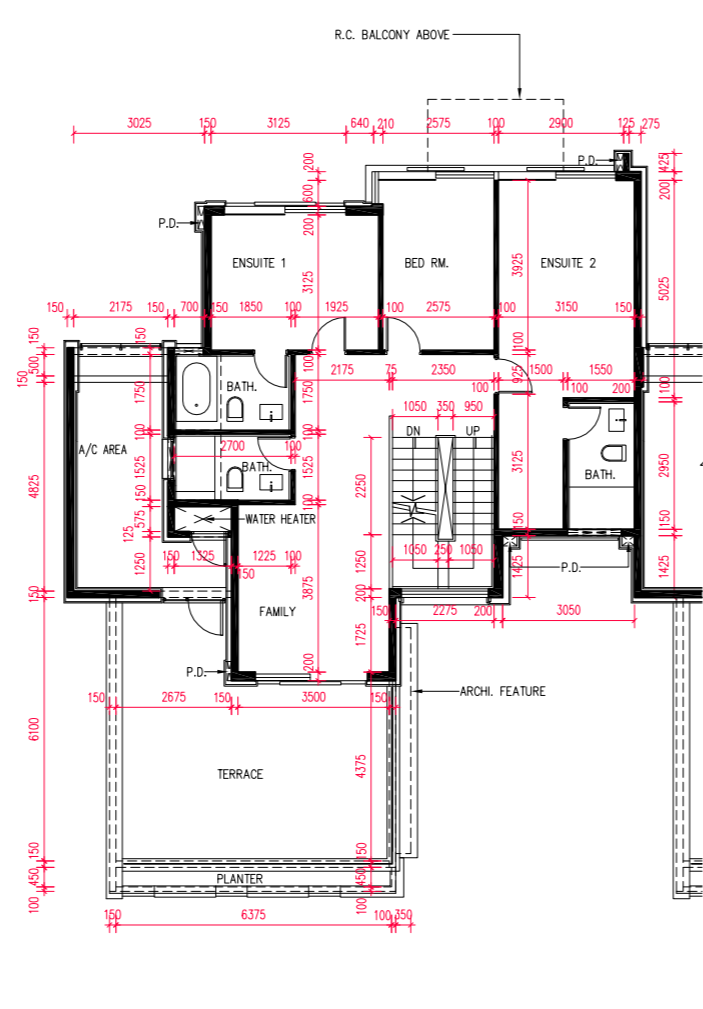
E 型洋房

Luzern Boulevard House No. 1

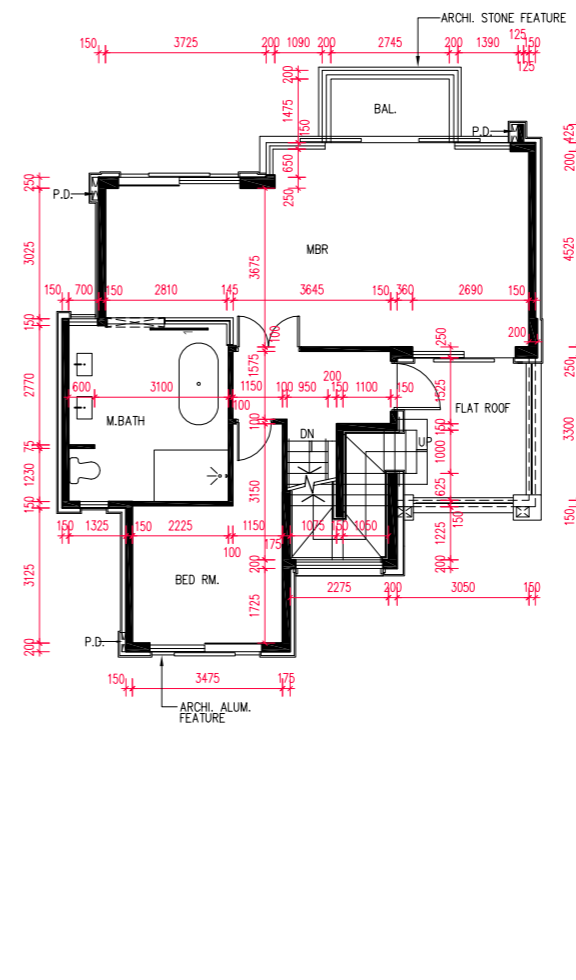
琉森大道 1 號洋房



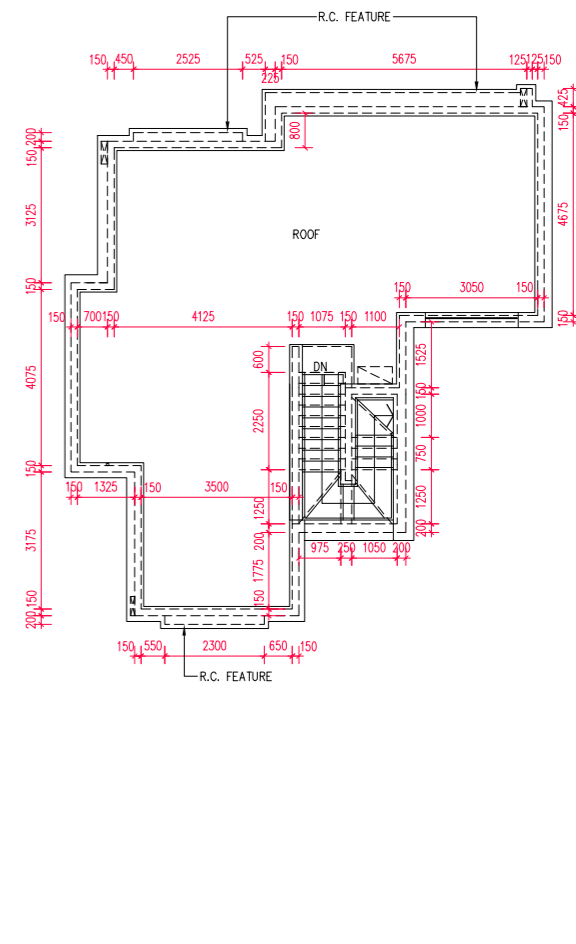
Ground Floor Plan
地下層平面圖



First Floor Plan
一樓平面圖



Second Floor Plan
二樓平面圖



Roof Plan
天台平面圖

The internal areas of the houses on the upper floors will generally be slightly larger than those on the lower floors because of the reducing thickness of the structural walls on the upper floors.

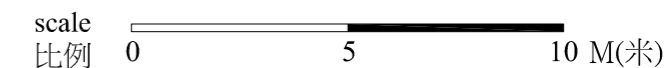
因洋房的較高樓層的結構牆的厚度遞減，較高樓層的內部面積，一般比較低樓層的內部面積稍大。

Note:

- The dimensions of floor plans are all structural dimensions in millimeter.
- Please refer to page AL001 of this sales brochure for legend of the terms and abbreviations and guidance notes in studying the floor plans in this section.
- The above floor plans mainly show the dimensions of the houses. Please refer to Garden floor plans shown on pages AL241 ~ AL362 for the dimensions of the garden.

備註：

- 樓面平面圖所列之尺寸數字為以毫米標示之建築結構尺寸。
- 請參閱本售樓說明書第AL001頁之圖例及指引以協助解讀此部份的樓面平面圖及其顯示之名稱及簡稱。
- 以上樓面平面圖主要顯示洋房的呎吋，有關花園的呎吋，請參閱第AL241頁至AL362頁的花園平面圖。



Floor 樓層	The thickness of the floor slabs (excluding plaster) of the above house as provided in the approved building plans for the Development (mm) 按發展項目經批准的建築圖則所規定，上述洋房的樓板(不包括灰泥)的厚度(毫米)	The floor-to-floor height of the above house as provided in the approved building plans for the Development (mm) 按發展項目經批准的建築圖則所規定，上述洋房的層與層之間的高度(毫米)
G/F 地下層	150, 200	3350, 3800, 3950, 4100
1/F 一樓	150, 200	2750, 2850, 2900, 3000, 3100, 3250
2/F 二樓	150, 200	3400, 3650
Roof 天台	-	-

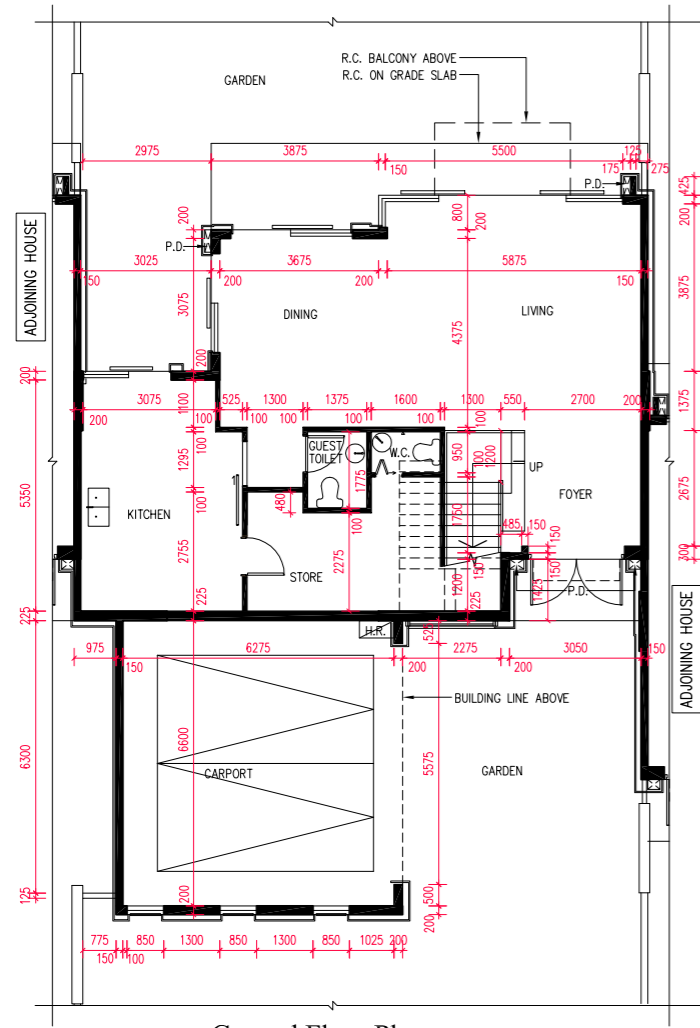
Floor plans of residential properties in the Development 發展項目的住宅物業的樓面平面圖

House Type E

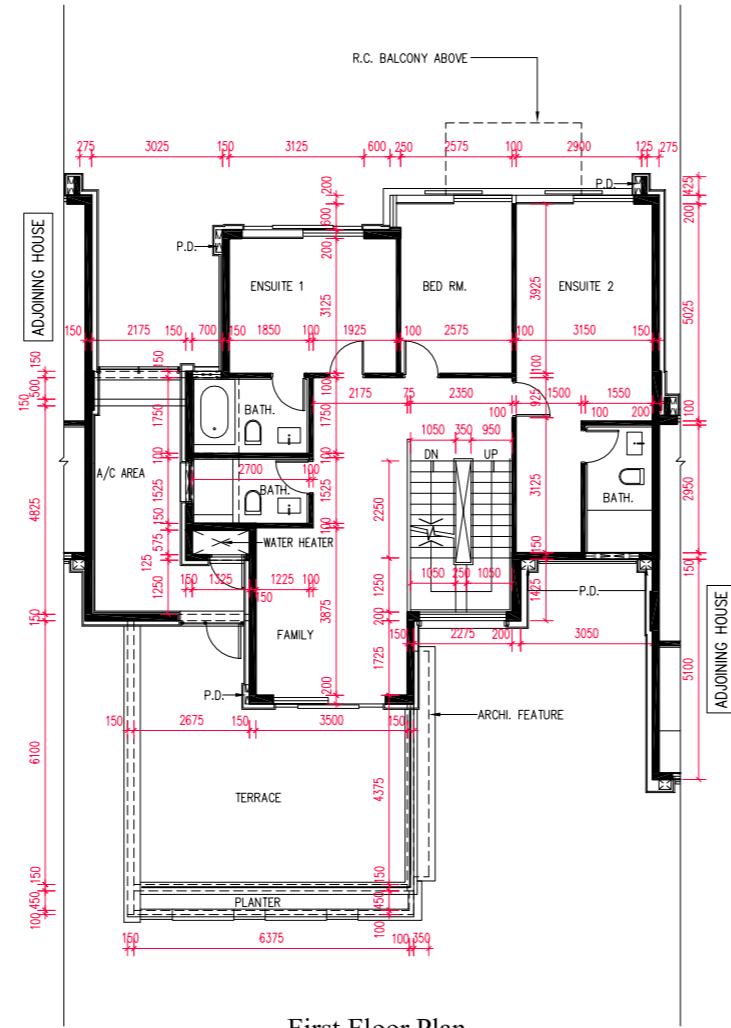
E 型洋房

Luzern Boulevard House No. 2

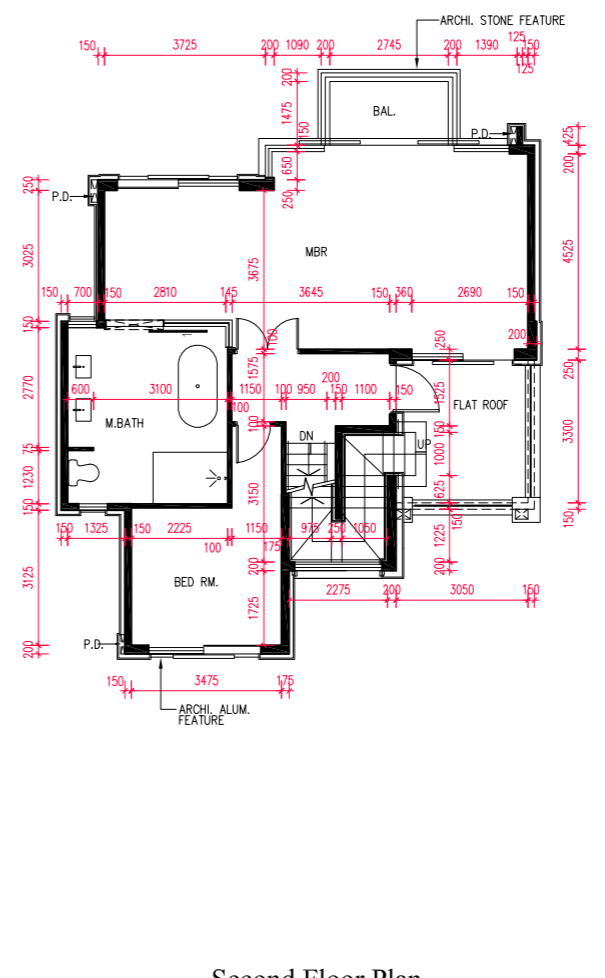
琉森大道 2 號洋房



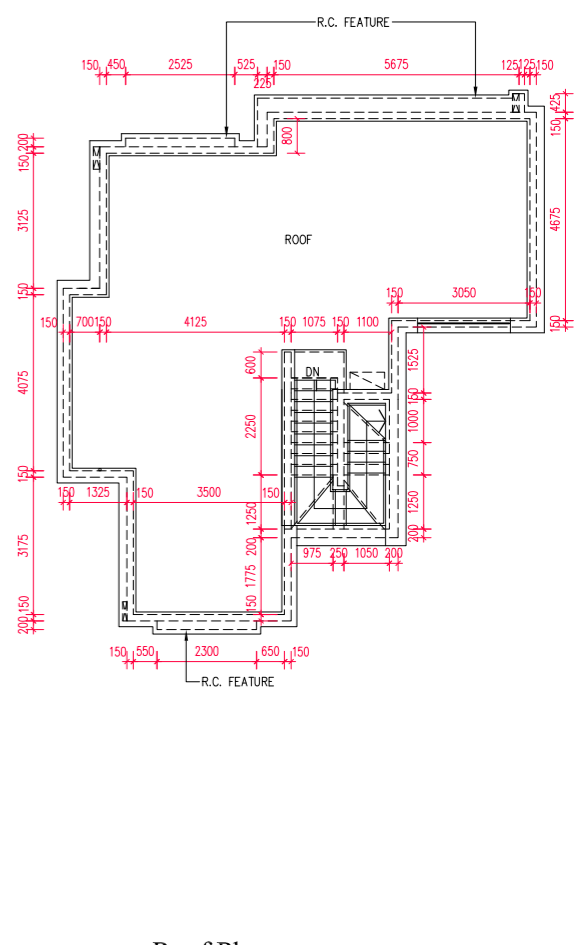
Ground Floor Plan
地下層平面圖



First Floor Plan
一樓平面圖



Second Floor Plan
二樓平面圖

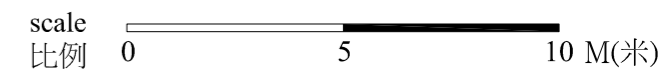


Roof Plan
天台平面圖

The internal areas of the houses on the upper floors will generally be slightly larger than those on the lower floors because of the reducing thickness of the structural walls on the upper floors.
因洋房的較高樓層的結構牆的厚度遞減，較高樓層的內部面積，一般比較低樓層的內部面積稍大。

- Note:
- The dimensions of floor plans are all structural dimensions in millimeter.
 - Please refer to page AL001 of this sales brochure for legend of the terms and abbreviations and guidance notes in studying the floor plans in this section.
 - The above floor plans mainly show the dimensions of the houses. Please refer to Garden floor plans shown on pages AL241 ~ AL362 for the dimensions of the garden.

- 備註：
- 樓面平面圖所列之尺寸數字為以毫米標示之建築結構尺寸。
 - 請參閱本售樓說明書第AL001頁之圖例及指引以協助解讀此部份的樓面平面圖及其顯示之名稱及簡稱。
 - 以上樓面平面圖主要顯示洋房的呎吋，有關花園的呎吋，請參閱第AL241頁至AL362頁的花園平面圖。



Floor 樓層	The thickness of the floor slabs (excluding plaster) of the above house as provided in the approved building plans for the Development (mm) 按發展項目經批准的建築圖則所規定，上述洋房的樓板(不包括灰泥)的厚度(毫米)	The floor-to-floor height of the above house as provided in the approved building plans for the Development (mm) 按發展項目經批准的建築圖則所規定，上述洋房的層與層之間的高度(毫米)
G/F 地下層	150, 200	3350, 3800, 3950, 4100
1/F 一樓	150, 200	2750, 2850, 2900, 3000, 3100, 3250
2/F 二樓	150, 200	3400, 3650
Roof 天台	-	-

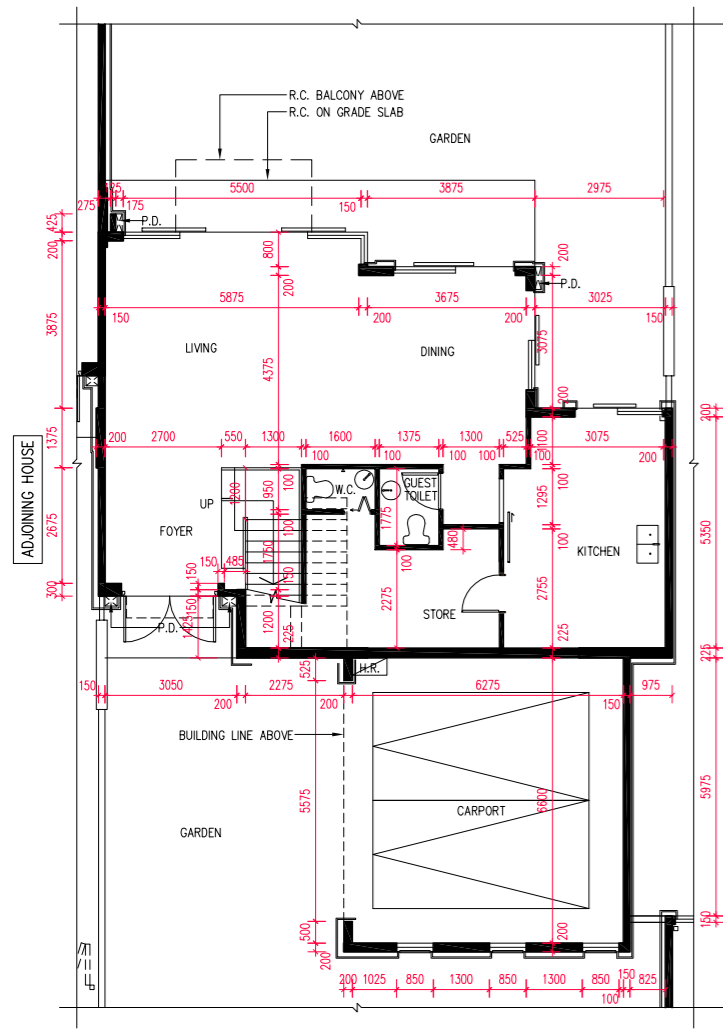
Floor plans of residential properties in the Development 發展項目的住宅物業的樓面平面圖

House Type E

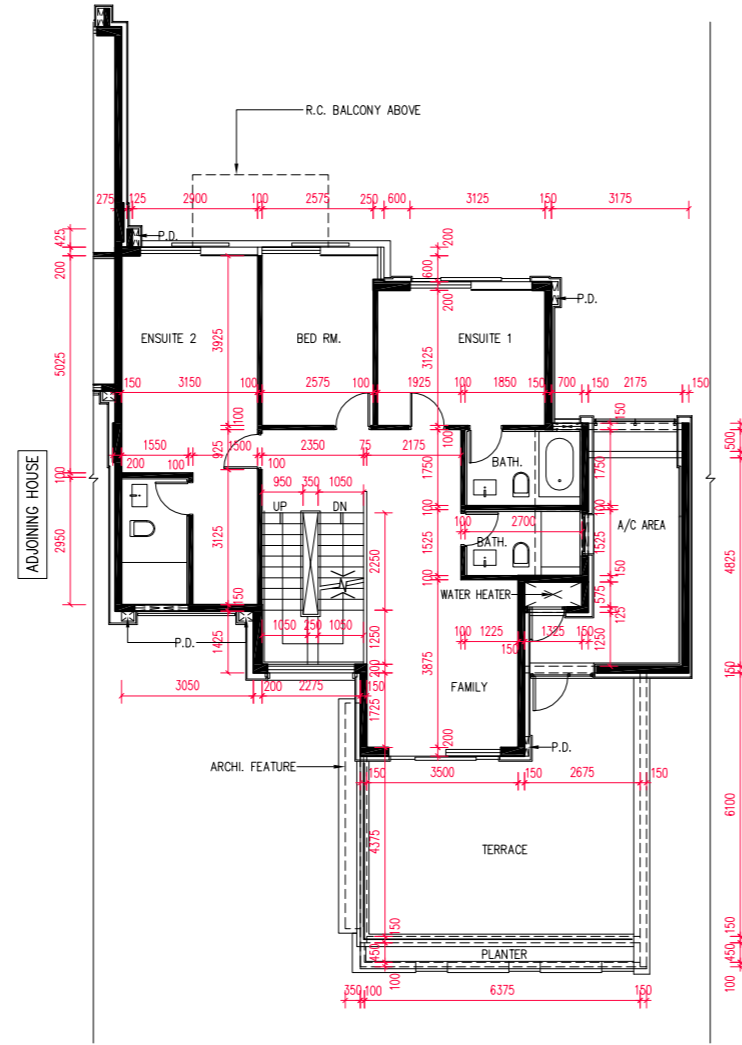
E 型洋房

Luzern Boulevard House No. 3

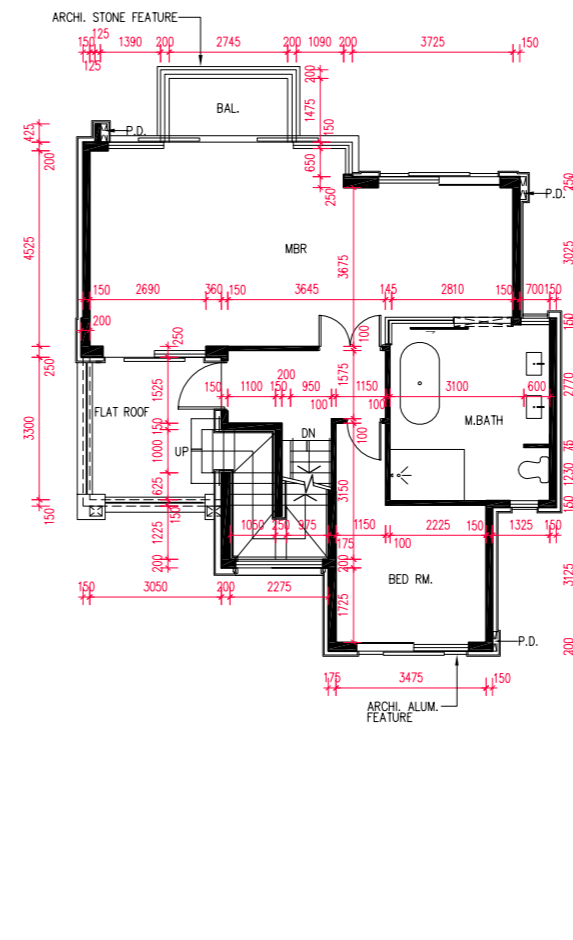
琉森大道 3 號洋房



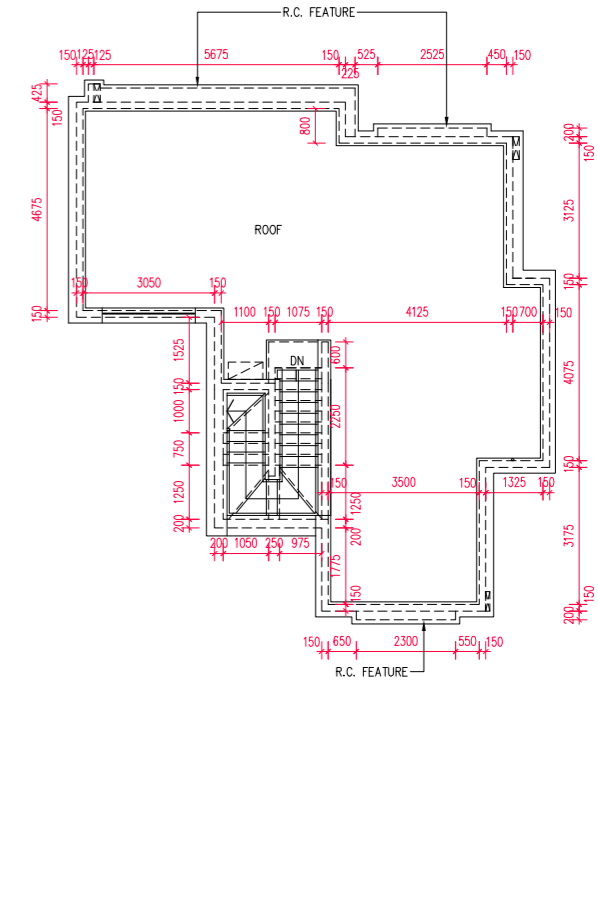
Ground Floor Plan
地下層平面圖



First Floor Plan
一樓平面圖



Second Floor Plan
二樓平面圖



Roof Plan
天台平面圖

The internal areas of the houses on the upper floors will generally be slightly larger than those on the lower floors because of the reducing thickness of the structural walls on the upper floors.

因洋房的較高樓層的結構牆的厚度遞減，較高樓層的內部面積，一般比較低樓層的內部面積稍大。

- Note:
- The dimensions of floor plans are all structural dimensions in millimeter.
 - Please refer to page AL001 of this sales brochure for legend of the terms and abbreviations and guidance notes in studying the floor plans in this section.
 - The above floor plans mainly show the dimensions of the houses. Please refer to Garden floor plans shown on pages AL241 ~ AL362 for the dimensions of the garden.

- 備註：
- 樓面平面圖所列之尺寸數字為以毫米標示之建築結構尺寸。
 - 請參閱本售樓說明書第AL001頁之圖例及指引以協助解讀此部份的樓面平面圖及其顯示之名稱及簡稱。
 - 以上樓面平面圖主要顯示洋房的呎吋，有關花園的呎吋，請參閱第AL241頁至AL362頁的花園平面圖。

scale 0 5 10 M(米)
比例

Floor 樓層	The thickness of the floor slabs (excluding plaster) of the above house as provided in the approved building plans for the Development (mm) 按發展項目經批准的建築圖則所規定，上述洋房的樓板(不包括灰泥)的厚度(毫米)	The floor-to-floor height of the above house as provided in the approved building plans for the Development (mm) 按發展項目經批准的建築圖則所規定，上述洋房的層與層之間的高度(毫米)
G/F 地下層	150, 200	3350, 3800, 3950, 4100
1/F 一樓	150, 200	2750, 2850, 2900, 3000, 3100, 3250
2/F 二樓	150, 200	3400, 3650
Roof 天台	-	-

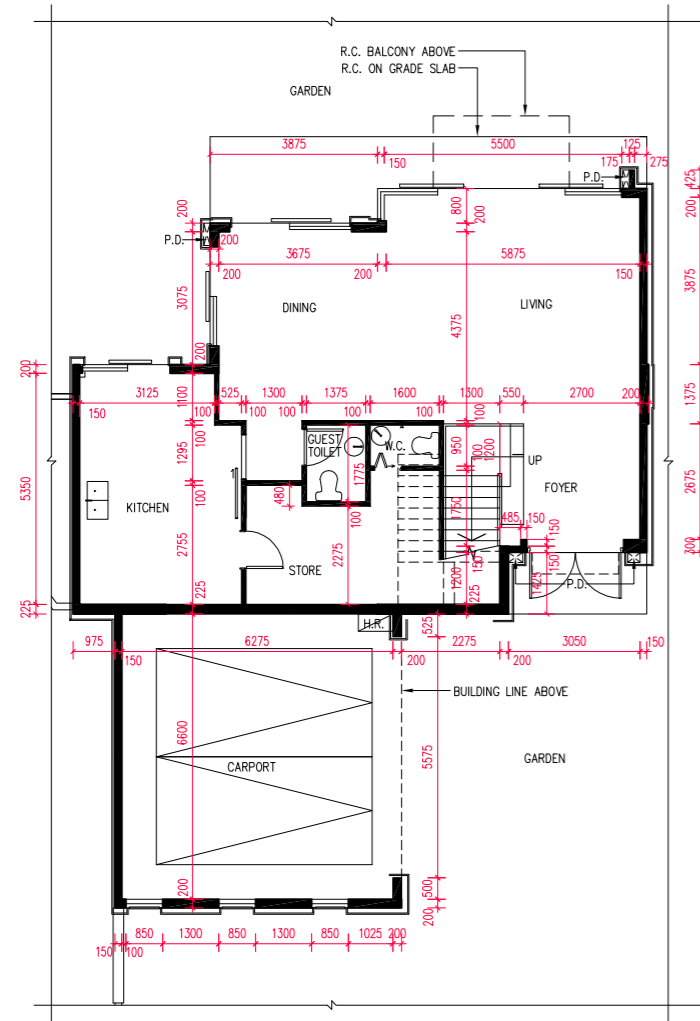
Floor plans of residential properties in the Development 發展項目的住宅物業的樓面平面圖

House Type E

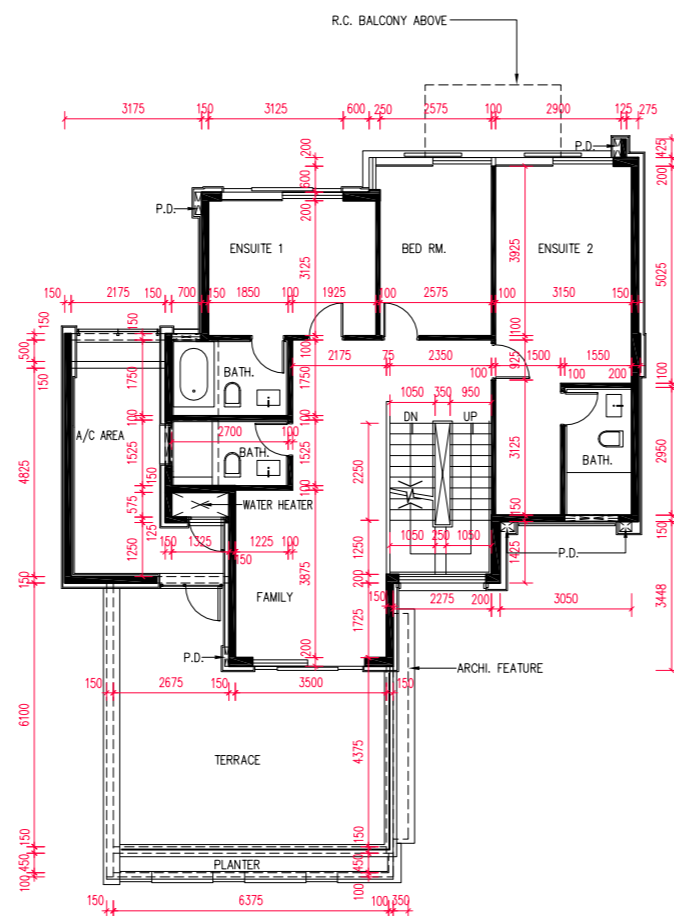
E 型洋房

Rhein Avenue House No. 3

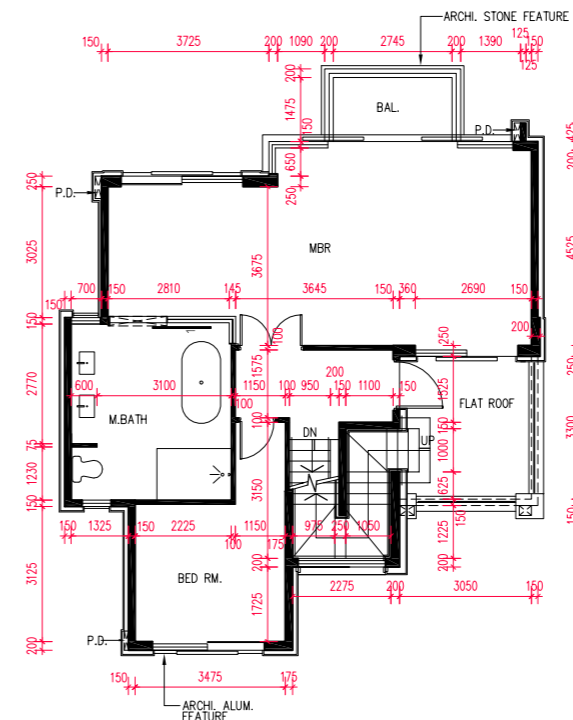
萊茵河大道 3 號洋房



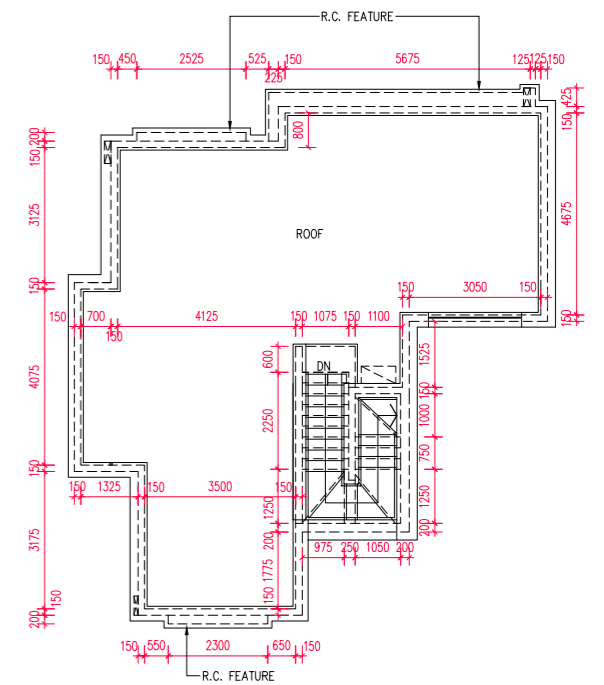
Ground Floor Plan
地下層平面圖



First Floor Plan
一樓平面圖



Second Floor Plan
二樓平面圖



Roof Plan
天台平面圖

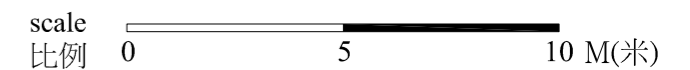
The internal areas of the houses on the upper floors will generally be slightly larger than those on the lower floors because of the reducing thickness of the structural walls on the upper floors.
因洋房的較高樓層的結構牆的厚度遞減，較高樓層的內部面積，一般比較低樓層的內部面積稍大。

Note:

- The dimensions of floor plans are all structural dimensions in millimeter.
- Please refer to page AL001 of this sales brochure for legend of the terms and abbreviations and guidance notes in studying the floor plans in this section.
- The above floor plans mainly show the dimensions of the houses. Please refer to Garden floor plans shown on pages AL241 ~ AL362 for the dimensions of the garden.

備註:

- 樓面平面圖所列之尺寸數字為以毫米標示之建築結構尺寸。
- 請參閱本售樓說明書第AL001頁之圖例及指引以協助解讀此部份的樓面平面圖及其顯示之名稱及簡稱。
- 以上樓面平面圖主要顯示洋房的呎吋，有關花園的呎吋，請參閱第AL241頁至AL362頁的花園平面圖。



Floor 樓層	The thickness of the floor slabs (excluding plaster) of the above house as provided in the approved building plans for the Development (mm) 按發展項目經批准的建築圖則所規定，上述洋房的樓板(不包括灰泥)的厚度(毫米)	The floor-to-floor height of the above house as provided in the approved building plans for the Development (mm) 按發展項目經批准的建築圖則所規定，上述洋房的層與層之間的高度(毫米)
G/F 地下層	150, 200	3350, 3800, 3950, 4100
1/F 一樓	150, 200	2750, 2850, 2900, 3000, 3100, 3250
2/F 二樓	150, 200	3400, 3650
Roof 天台	-	-

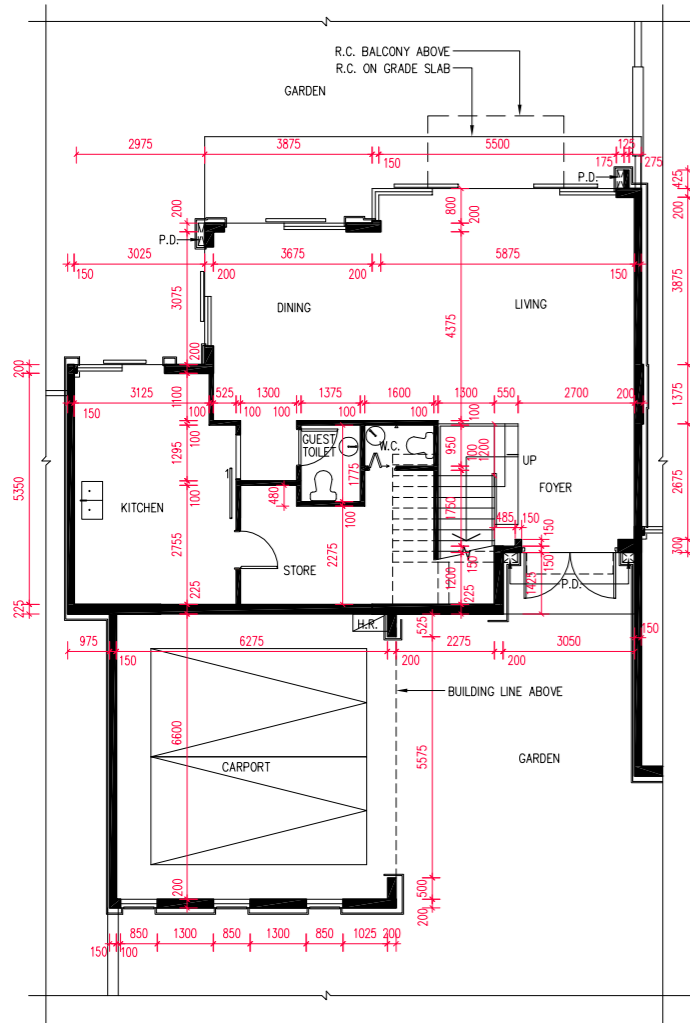
Floor plans of residential properties in the Development 發展項目的住宅物業的樓面平面圖

House Type E

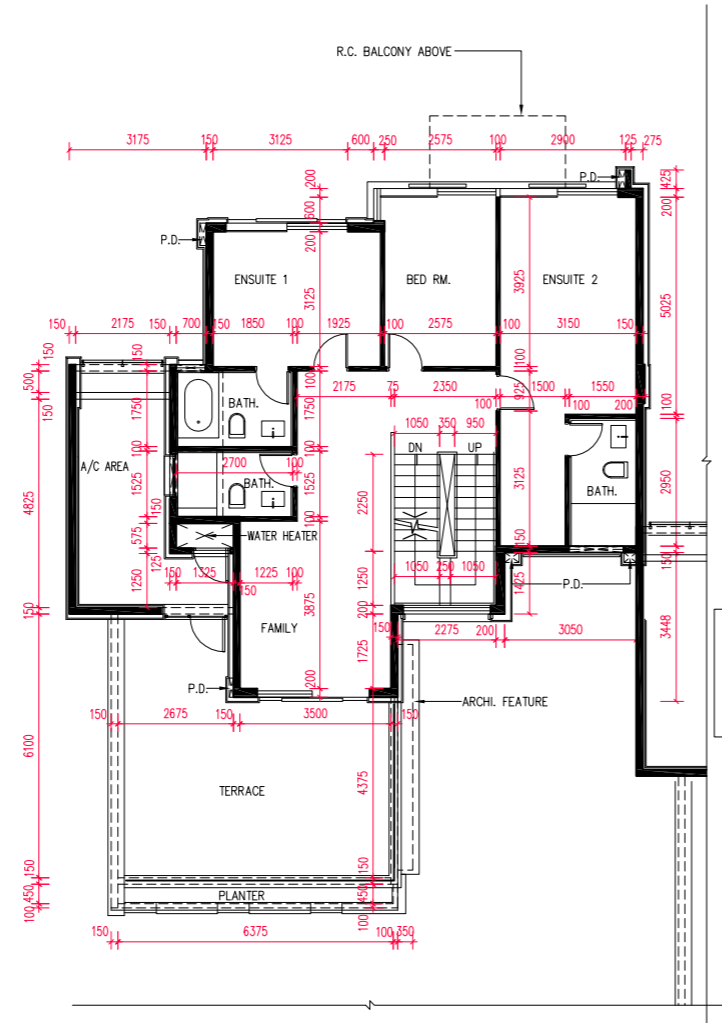
E 型洋房

Rhein Avenue House No. 5

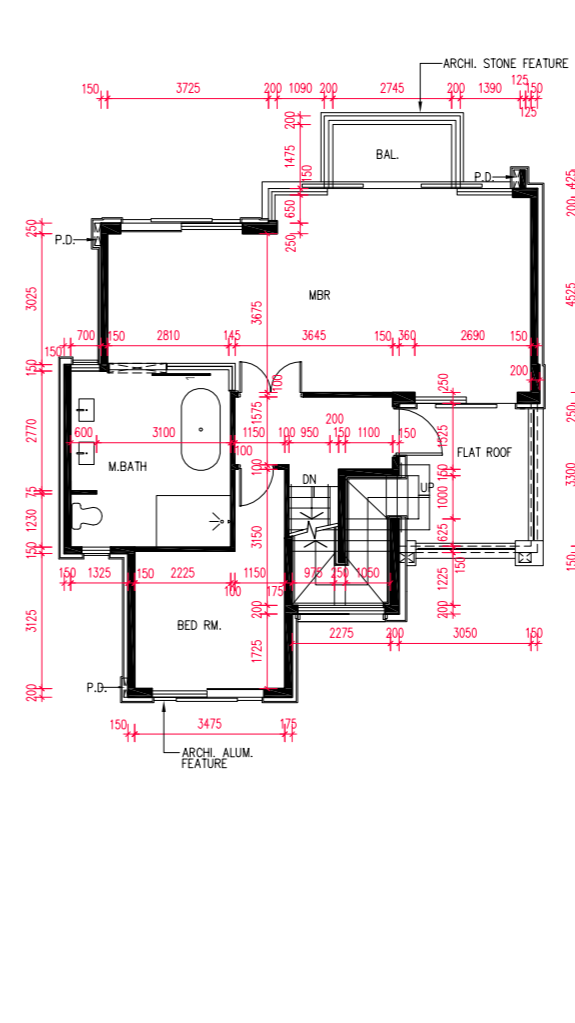
萊茵河大道 5 號洋房



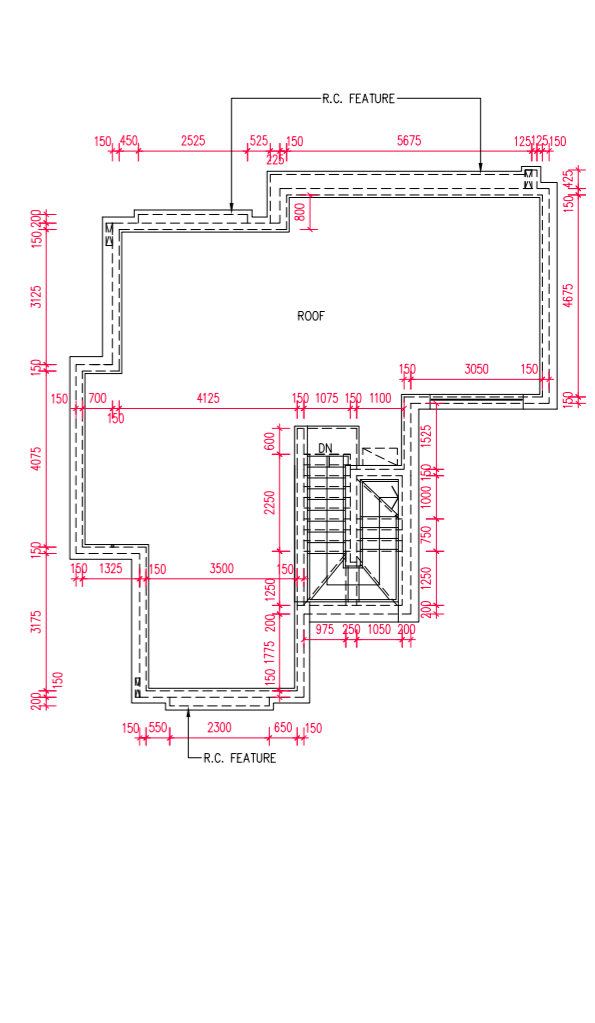
Ground Floor Plan
地下層平面圖



First Floor Plan
一樓平面圖



Second Floor Plan
二樓平面圖



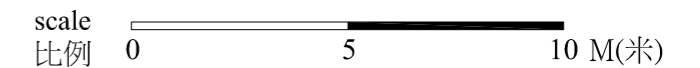
Roof Plan
天台平面圖

The internal areas of the houses on the upper floors will generally be slightly larger than those on the lower floors because of the reducing thickness of the structural walls on the upper floors.

因洋房的較高樓層的結構牆的厚度遞減，較高樓層的內部面積，一般比較低樓層的內部面積稍大。

- Note:
- The dimensions of floor plans are all structural dimensions in millimeter.
 - Please refer to page AL001 of this sales brochure for legend of the terms and abbreviations and guidance notes in studying the floor plans in this section.
 - The above floor plans mainly show the dimensions of the houses. Please refer to Garden floor plans shown on pages AL241 ~ AL362 for the dimensions of the garden.

- 備註：
- 樓面平面圖所列之尺寸數字為以毫米標示之建築結構尺寸。
 - 請參閱本售樓說明書第AL001頁之圖例及指引以協助解讀此部份的樓面平面圖及其顯示之名稱及簡稱。
 - 以上樓面平面圖主要顯示洋房的呎吋，有關花園的呎吋，請參閱第AL241頁至AL362頁的花園平面圖。



Floor 樓層	The thickness of the floor slabs (excluding plaster) of the above house as provided in the approved building plans for the Development (mm) 按發展項目經批准的建築圖則所規定，上述洋房的樓板(不包括灰泥)的厚度(毫米)	The floor-to-floor height of the above house as provided in the approved building plans for the Development (mm) 按發展項目經批准的建築圖則所規定，上述洋房的層與層之間的高度(毫米)
G/F 地下層	150, 200	3350, 3800, 3950, 4100
1/F 一樓	150, 200	2750, 2850, 2900, 3000, 3100, 3250
2/F 二樓	150, 200	3400, 3650
Roof 天台	-	-

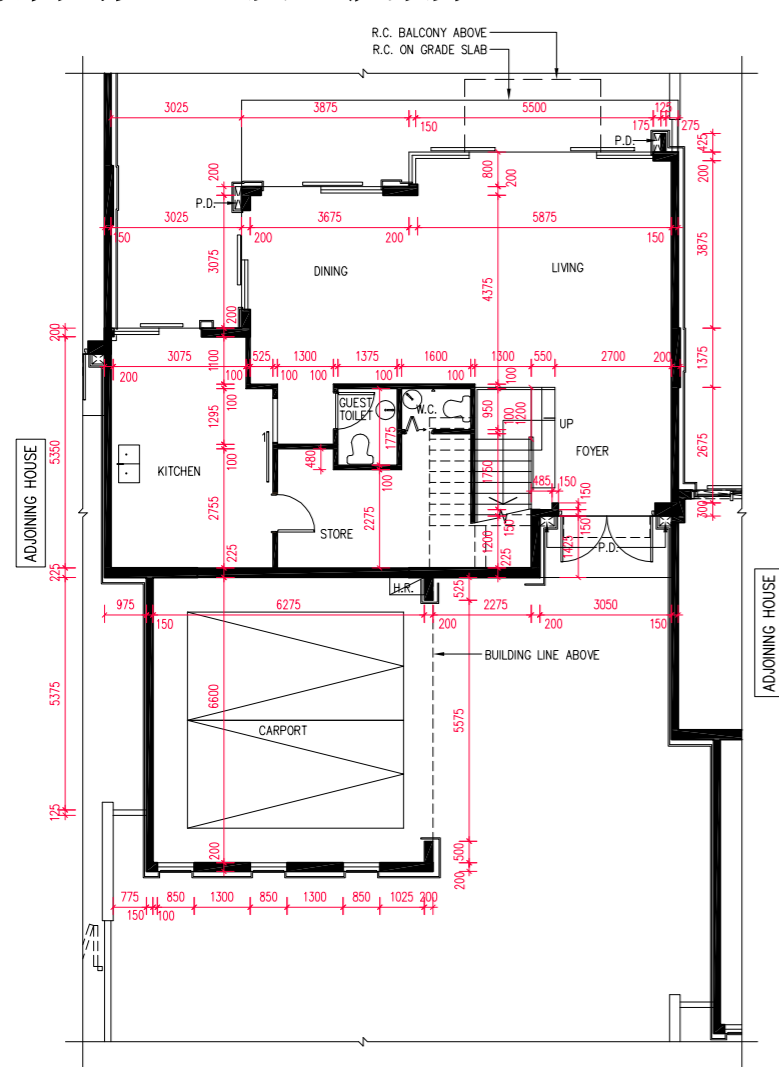
Floor plans of residential properties in the Development 發展項目的住宅物業的樓面平面圖

House Type E

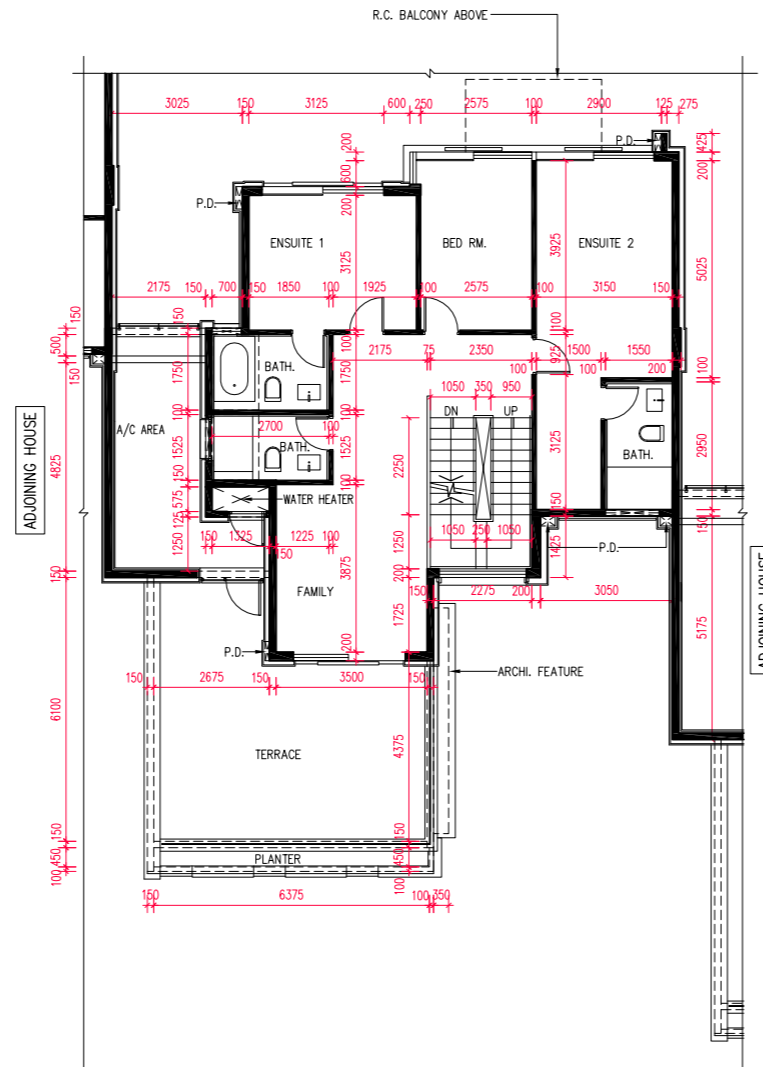
E 型洋房

Rhein Avenue House No. 6 & 8

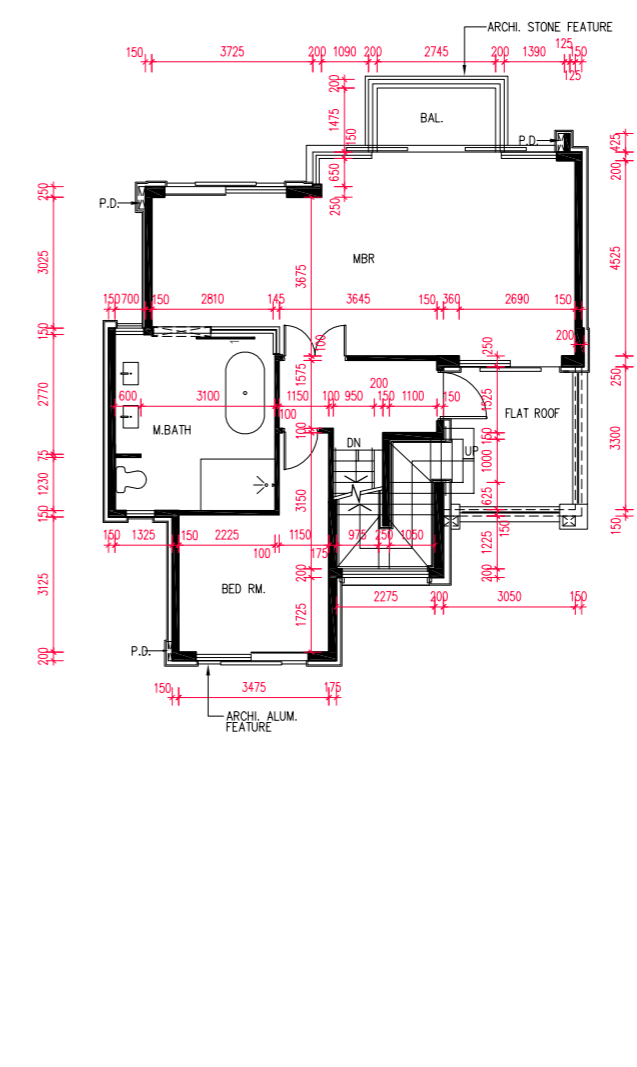
萊茵河大道 6 及 8 號洋房



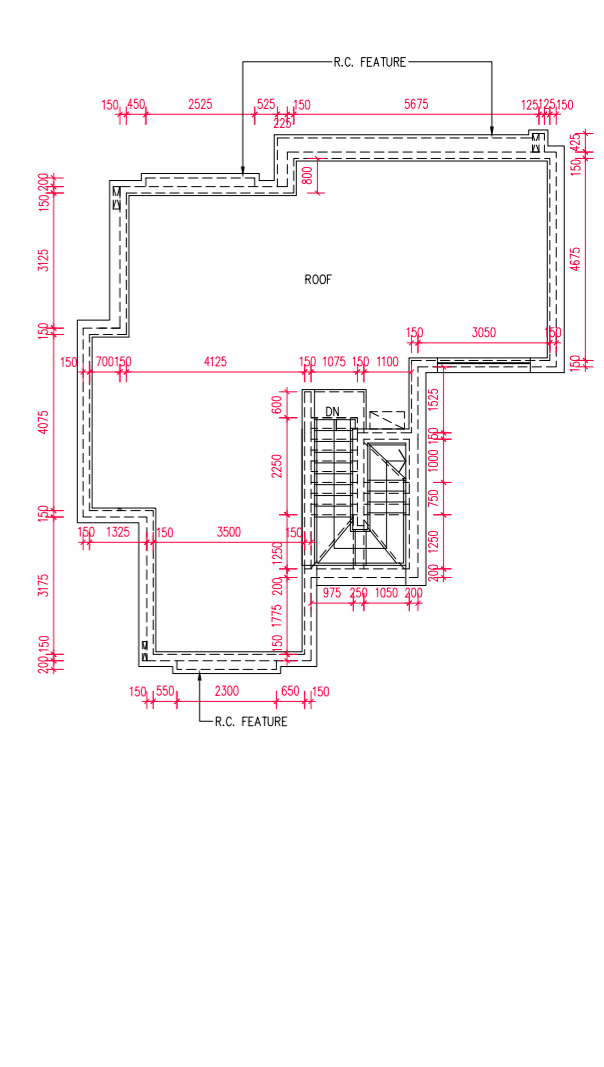
Ground Floor Plan
地下層平面圖



First Floor Plan
一樓平面圖



Second Floor Plan
二樓平面圖



Roof Plan
天台平面圖

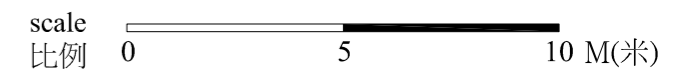
The internal areas of the houses on the upper floors will generally be slightly larger than those on the lower floors because of the reducing thickness of the structural walls on the upper floors.
因洋房的較高樓層的結構牆的厚度遞減，較高樓層的內部面積，一般比較低樓層的內部面積稍大。

Note:

- The dimensions of floor plans are all structural dimensions in millimeter.
- Please refer to page AL001 of this sales brochure for legend of the terms and abbreviations and guidance notes in studying the floor plans in this section.
- The above floor plans mainly show the dimensions of the houses. Please refer to Garden floor plans shown on pages AL241 ~ AL362 for the dimensions of the garden.

備註：

- 樓面平面圖所列之尺寸數字為以毫米標示之建築結構尺寸。
- 請參閱本售樓說明書第AL001頁之圖例及指引以協助解讀此部份的樓面平面圖及其顯示之名稱及簡稱。
- 以上樓面平面圖主要顯示洋房的呎吋，有關花園的呎吋，請參閱第AL241頁至AL362頁的花園平面圖。



Floor 樓層	The thickness of the floor slabs (excluding plaster) of the above house as provided in the approved building plans for the Development (mm) 按發展項目經批准的建築圖則所規定，上述洋房的樓板(不包括灰泥)的厚度(毫米)	The floor-to-floor height of the above house as provided in the approved building plans for the Development (mm) 按發展項目經批准的建築圖則所規定，上述洋房的層與層之間的高度(毫米)
G/F 地下層	150, 200	3350, 3800, 3950, 4100
1/F 一樓	150, 200	2750, 2850, 2900, 3000, 3100, 3250
2/F 二樓	150, 200	3400, 3650
Roof 天台	-	-

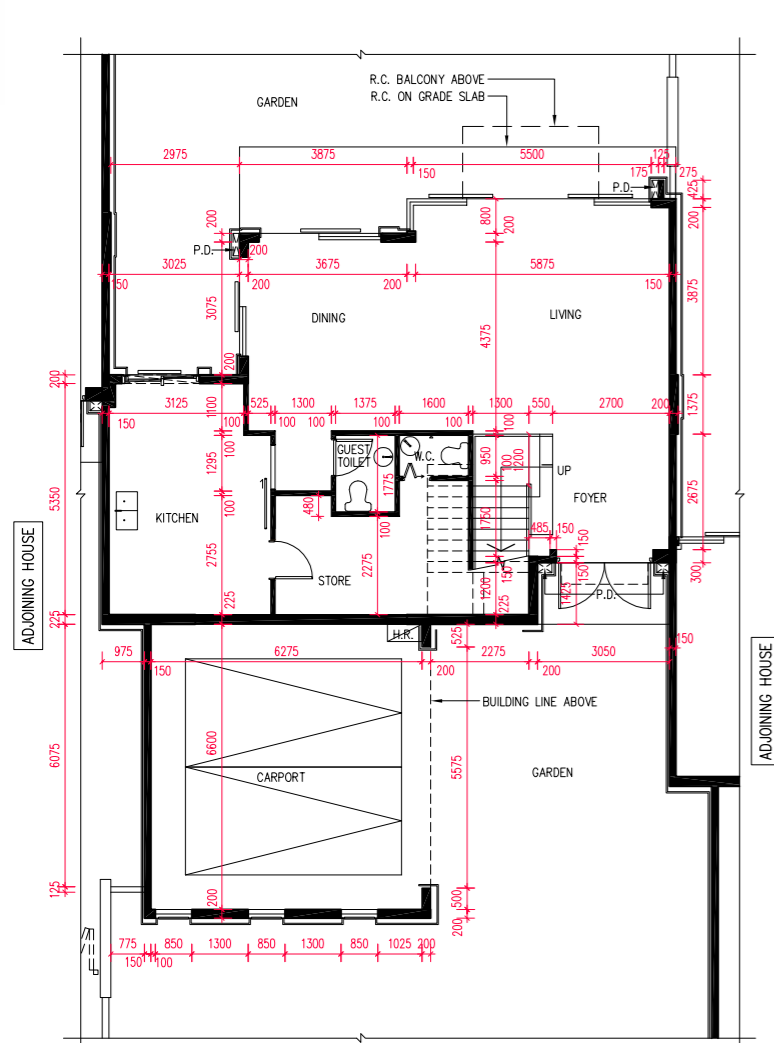
Floor plans of residential properties in the Development 發展項目的住宅物業的樓面平面圖

House Type E

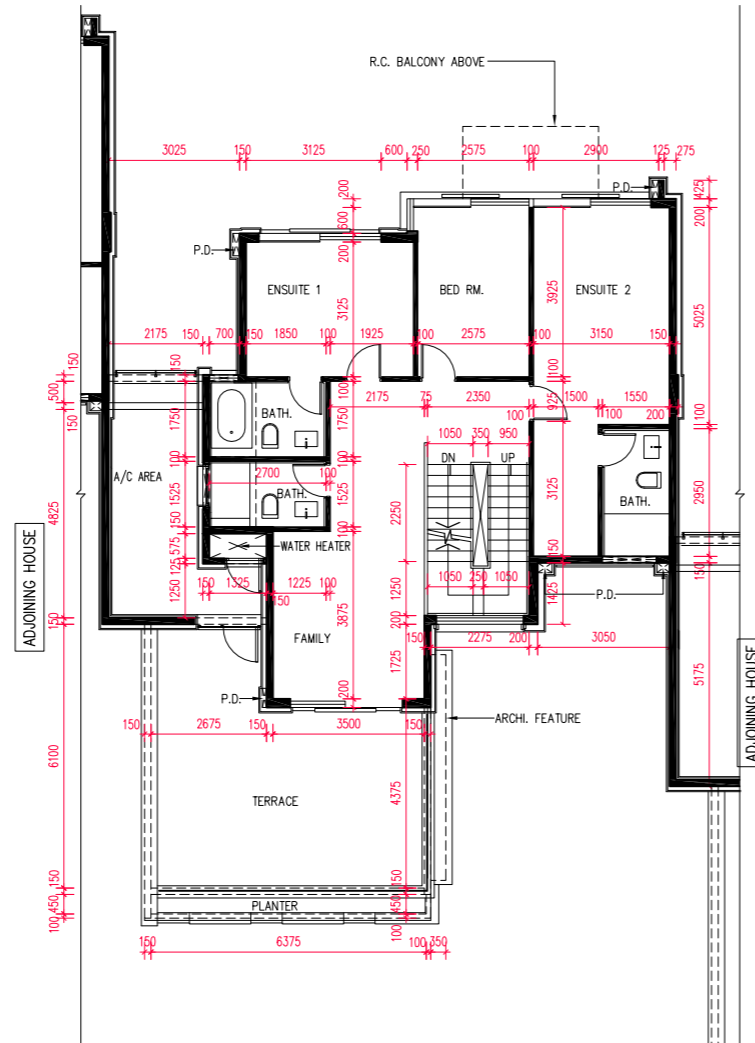
E 型洋房

Rhein Avenue House No. 7 & 9

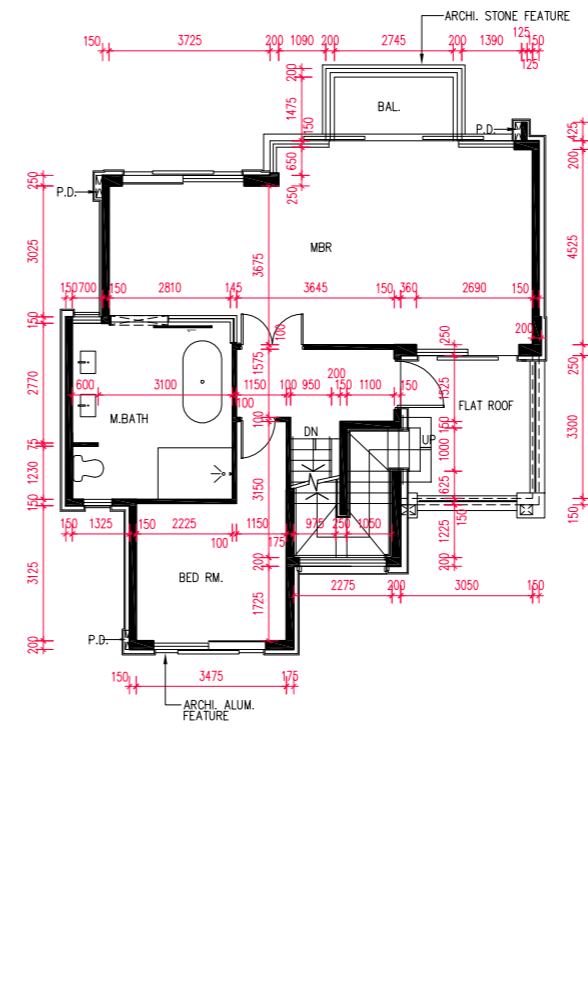
萊茵河大道 7 及 9 號洋房



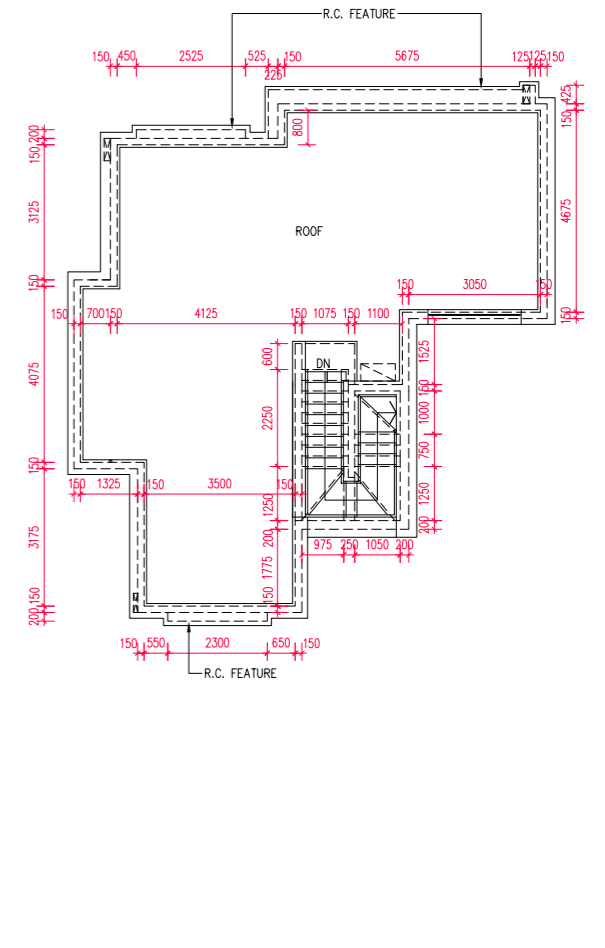
Ground Floor Plan
地下層平面圖



First Floor Plan
一樓平面圖



Second Floor Plan
二樓平面圖



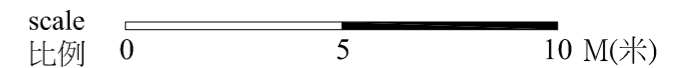
Roof Plan
天台平面圖

The internal areas of the houses on the upper floors will generally be slightly larger than those on the lower floors because of the reducing thickness of the structural walls on the upper floors.

因洋房的較高樓層的結構牆的厚度遞減，較高樓層的內部面積，一般比較低樓層的內部面積稍大。

- Note:
- The dimensions of floor plans are all structural dimensions in millimeter.
 - Please refer to page AL001 of this sales brochure for legend of the terms and abbreviations and guidance notes in studying the floor plans in this section.
 - The above floor plans mainly show the dimensions of the houses. Please refer to Garden floor plans shown on pages AL241 ~ AL362 for the dimensions of the garden.

- 備註：
- 樓面平面圖所列之尺寸數字為以毫米標示之建築結構尺寸。
 - 請參閱本售樓說明書第AL001頁之圖例及指引以協助解讀此部份的樓面平面圖及其顯示之名稱及簡稱。
 - 以上樓面平面圖主要顯示洋房的呎吋，有關花園的呎吋，請參閱第AL241頁至AL362頁的花園平面圖。



Floor 樓層	The thickness of the floor slabs (excluding plaster) of the above house as provided in the approved building plans for the Development (mm) 按發展項目經批准的建築圖則所規定，上述洋房的樓板(不包括灰泥)的厚度(毫米)	The floor-to-floor height of the above house as provided in the approved building plans for the Development (mm) 按發展項目經批准的建築圖則所規定，上述洋房的層與層之間的高度(毫米)
G/F 地下層	150, 200	3350, 3800, 3950, 4100
1/F 一樓	150, 200	2750, 2850, 2900, 3000, 3100, 3250
2/F 二樓	150, 200	3400, 3650
Roof 天台	-	-

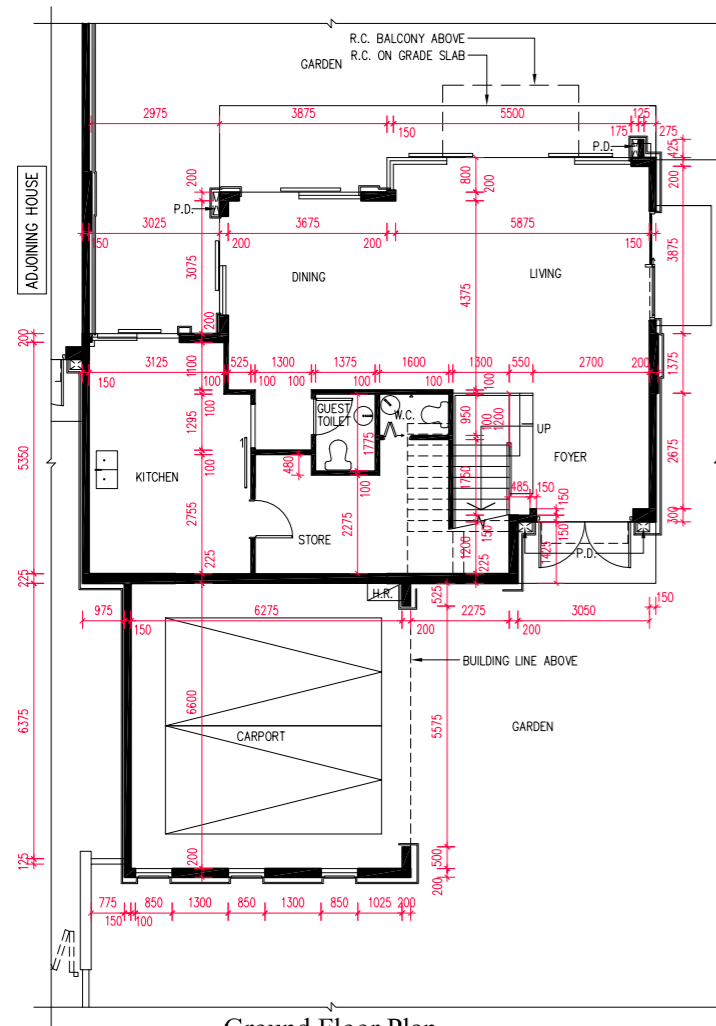
Floor plans of residential properties in the Development 發展項目的住宅物業的樓面平面圖

House Type E

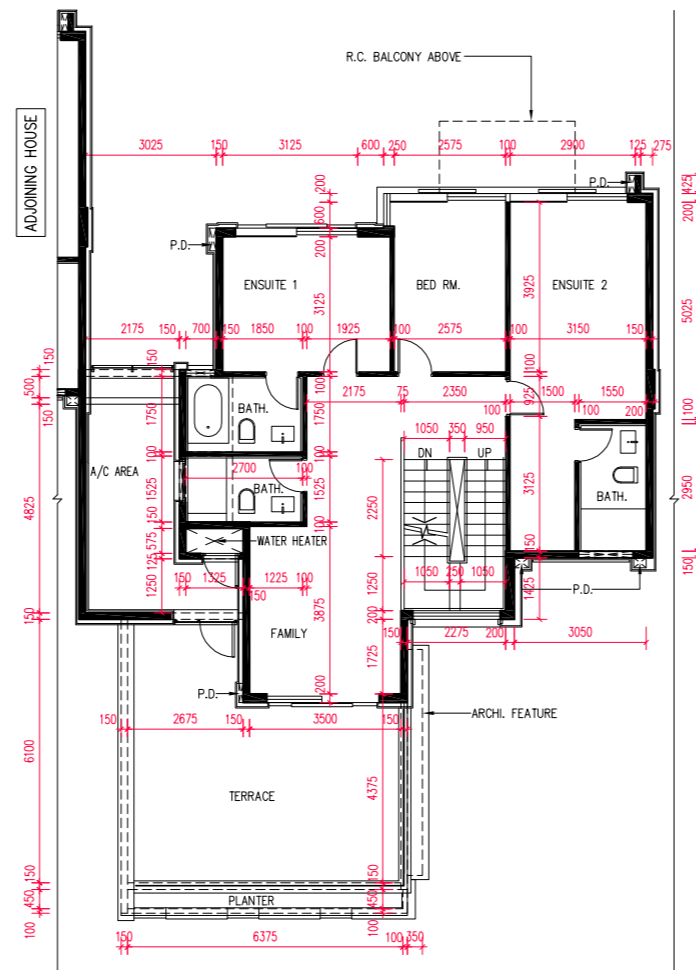
E 型洋房

Rhein Avenue House No. 10

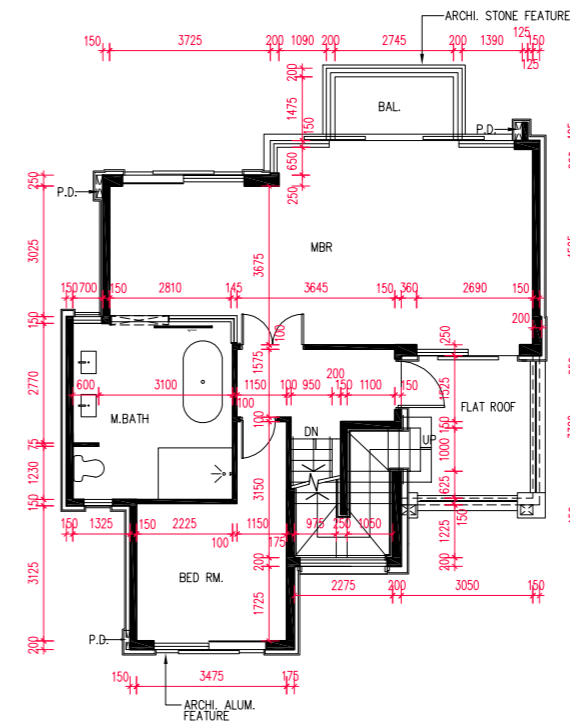
萊茵河大道 10 號洋房



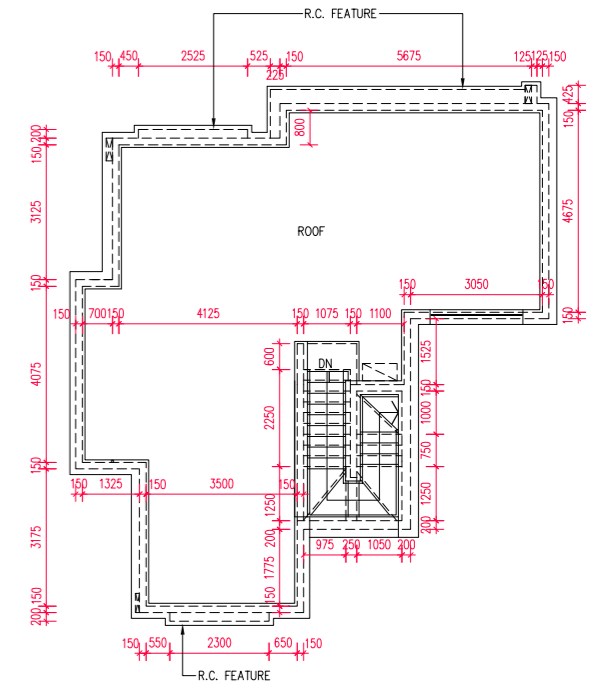
Ground Floor Plan
地下層平面圖



First Floor Plan
一樓平面圖



Second Floor Plan
二樓平面圖



Roof Plan
天台平面圖

The internal areas of the houses on the upper floors will generally be slightly larger than those on the lower floors because of the reducing thickness of the structural walls on the upper floors.

因洋房的較高樓層的結構牆的厚度遞減，較高樓層的内部面積，一般比較低樓層的内部面積稍大。

Note:

- The dimensions of floor plans are all structural dimensions in millimeter.
- Please refer to page AL001 of this sales brochure for legend of the terms and abbreviations and guidance notes in studying the floor plans in this section.
- The above floor plans mainly show the dimensions of the houses. Please refer to Garden floor plans shown on pages AL241 ~ AL362 for the dimensions of the garden.

備註：

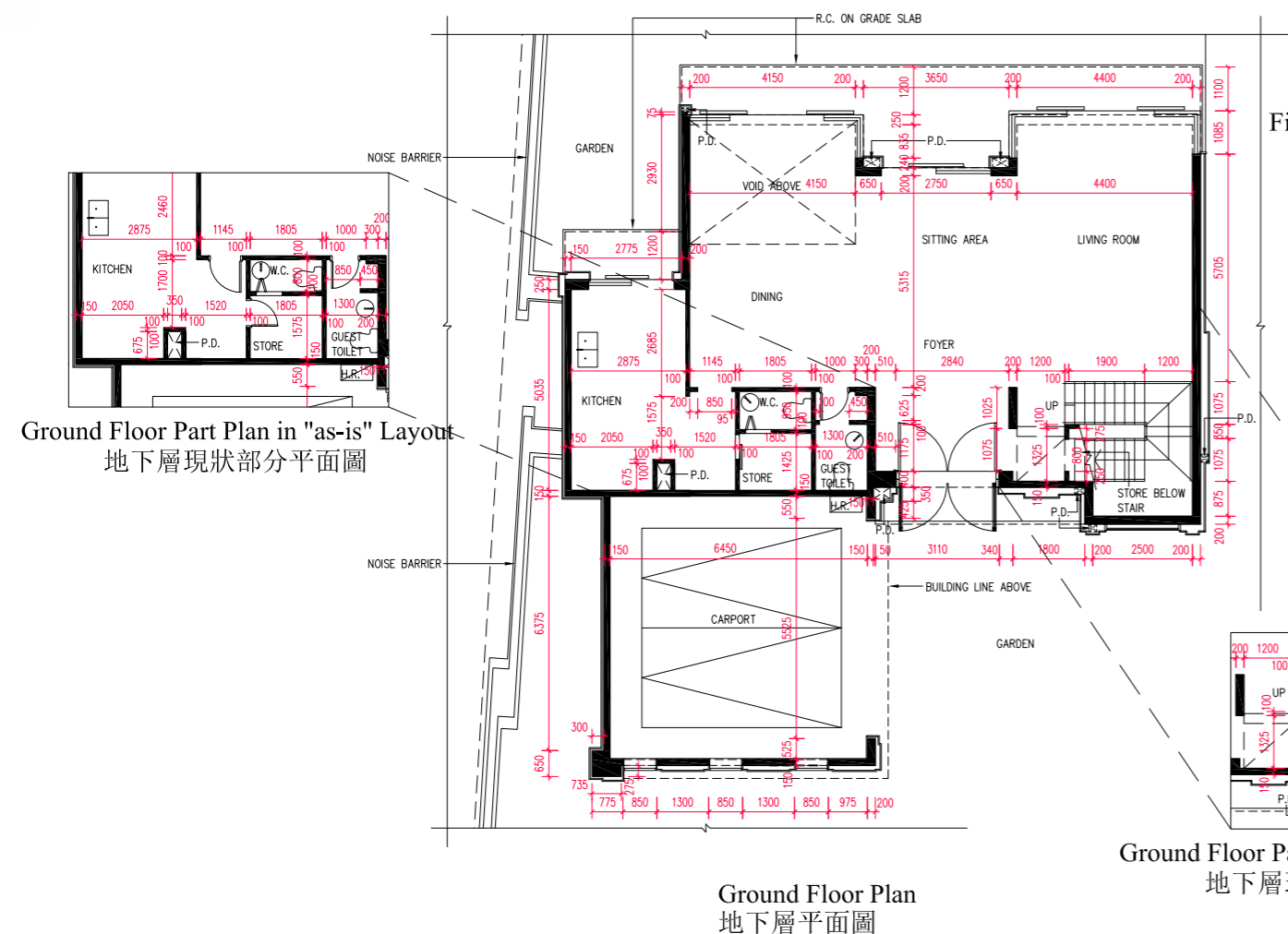
- 樓面平面圖所列之尺寸數字為以毫米標示之建築結構尺寸。
- 請參閱本售樓說明書第AL001頁之圖例及指引以協助解讀此部份的樓面平面圖及其顯示之名稱及簡稱。
- 以上樓面平面圖主要顯示洋房的呎吋，有關花園的呎吋，請參閱第AL241頁至AL362頁的花園平面圖。

scale 比例 0 5 10 M(米)

Floor 樓層	The thickness of the floor slabs (excluding plaster) of the above house as provided in the approved building plans for the Development (mm) 按發展項目經批准的建築圖則所規定，上述洋房的樓板(不包括灰泥)的厚度(毫米)	The floor-to-floor height of the above house as provided in the approved building plans for the Development (mm) 按發展項目經批准的建築圖則所規定，上述洋房的層與層之間的高度(毫米)
G/F 地下層	150, 200	3350, 3800, 3950, 4100
1/F 一樓	150, 200	2750, 2850, 2900, 3000, 3100, 3250
2/F 二樓	150, 200	3400, 3650
Roof 天台	-	-

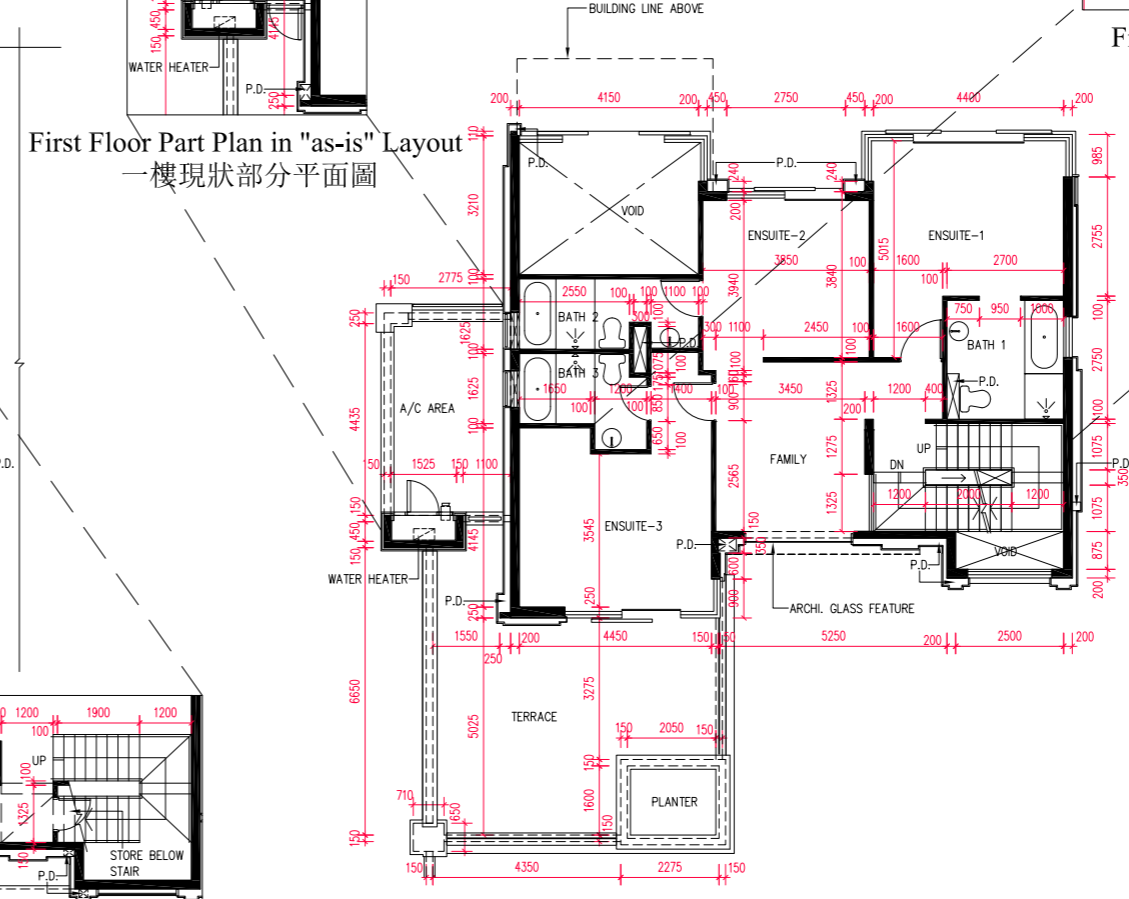
Floor plans of residential properties in the Development 發展項目的住宅物業的樓面平面圖

House Type F F 型洋房 Bern Avenue House No. 2 伯恩大道 2 號洋房

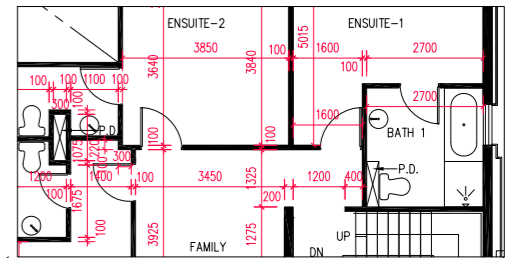


Ground Floor Part Plan in "as-is" Layout
地下層現狀部分平面圖

First Floor Part Plan in "as-is" Layout
一樓現狀部分平面圖



First Floor Plan
一樓平面圖



First Floor Part Plan in "as-is" Layout
一樓現狀部分平面圖

The internal areas of the houses on the upper floors will generally be slightly larger than those on the lower floors because of the reducing thickness of the structural walls on the upper floors.
因洋房的較高樓層的結構牆的厚度遞減，較高樓層的內部面積，一般比較低樓層的內部面積稍大。

- Note:
- The dimensions of floor plans are all structural dimensions in millimeter.
 - Please refer to page AL001 of this sales brochure for legend of the terms and abbreviations and guidance notes in studying the floor plans in this section.
 - The above floor plans mainly show the dimensions of the houses. Please refer to Garden floor plans shown on pages AL241 ~ AL362 for the dimensions of the garden.

- 備註：
- 樓面平面圖所列之尺寸數字為以毫米標示之建築結構尺寸。
 - 請參閱本售樓說明書第AL001頁之圖例及指引以協助解讀此部份的樓面平面圖及其顯示之名稱及簡稱。
 - 以上樓面平面圖主要顯示洋房的呎吋，有關花園的呎吋，請參閱第AL241頁至AL362頁的花園平面圖。

scale 0 5 10 M(米)
比例 0 5 10 M(米)

Floor 樓層	The thickness of the floor slabs (excluding plaster) of the above house as provided in the approved building plans for the Development (mm) 按發展項目經批准的建築圖則所規定，上述洋房的樓板(不包括灰泥)的厚度(毫米)	The floor-to-floor height of the above house as provided in the approved building plans for the Development (mm) 按發展項目經批准的建築圖則所規定，上述洋房的層與層之間的高度(毫米)
G/F 地下層	150, 175, 275	3500, 4100, 3800, 7200
1/F 一樓	150, 175	2800, 3000, 3050, 3100
2/F 二樓	175	3400, 3450, 3500
Roof 天台	-	-

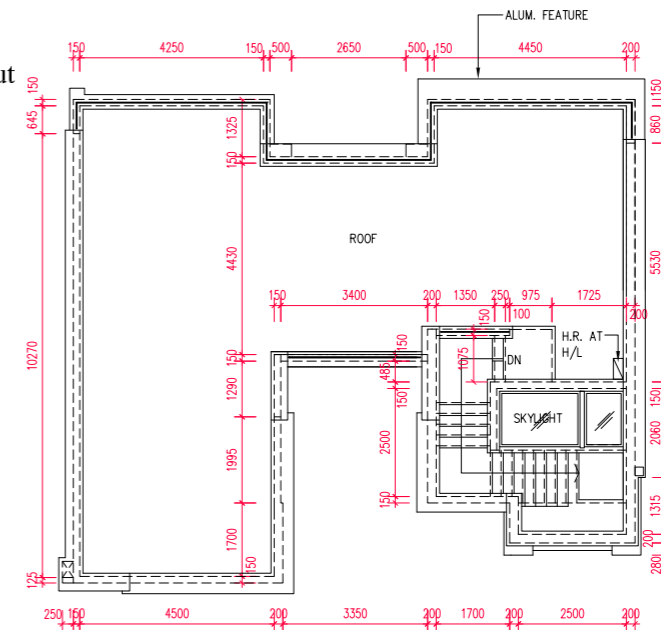
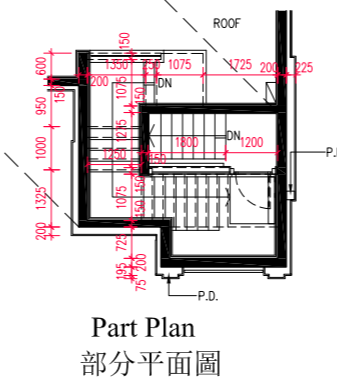
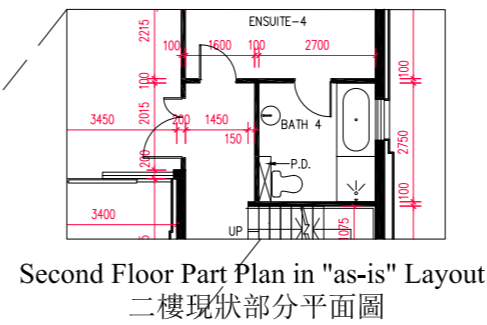
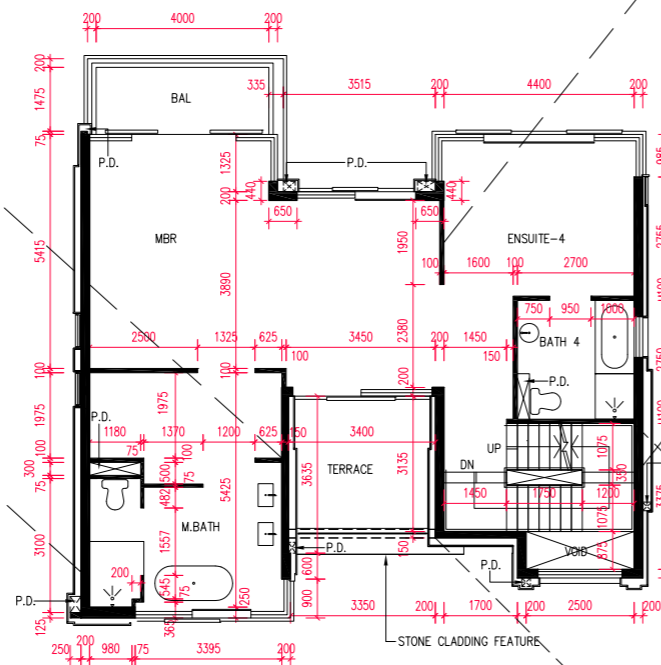
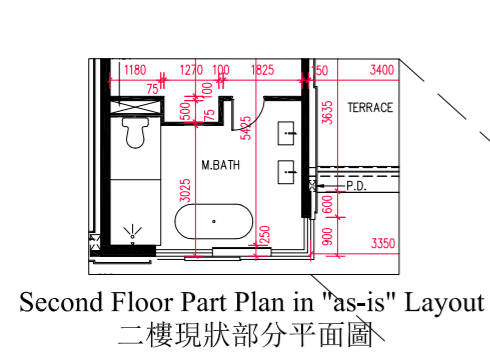
Floor plans of residential properties in the Development 發展項目的住宅物業的樓面平面圖

House Type F

F 型洋房

Bern Avenue House No. 2

伯恩大道 2 號洋房



The internal areas of the houses on the upper floors will generally be slightly larger than those on the lower floors because of the reducing thickness of the structural walls on the upper floors.

因洋房的較高樓層的結構牆的厚度遞減，較高樓層的内部面積，一般比較低樓層的内部面積稍大。

Note:

- The dimensions of floor plans are all structural dimensions in millimeter.
- Please refer to page AL001 of this sales brochure for legend of the terms and abbreviations and guidance notes in studying the floor plans in this section.
- The above floor plans mainly show the dimensions of the houses. Please refer to Garden floor plans shown on pages AL241 ~ AL362 for the dimensions of the garden.

備註：

- 樓面平面圖所列之尺寸數字為以毫米標示之建築結構尺寸。
- 請參閱本售樓說明書第AL001頁之圖例及指引以協助解讀此部份的樓面平面圖及其顯示之名稱及簡稱。
- 以上樓面平面圖主要顯示洋房的呎吋，有關花園的呎吋，請參閱第AL241頁至AL362頁的花園平面圖。

scale 0 5 10 M(米)
比例

Floor 樓層	The thickness of the floor slabs (excluding plaster) of the above house as provided in the approved building plans for the Development (mm) 按發展項目經批准的建築圖則所規定，上述洋房的樓板(不包括灰泥)的厚度(毫米)	The floor-to-floor height of the above house as provided in the approved building plans for the Development (mm) 按發展項目經批准的建築圖則所規定，上述洋房的層與層之間的高度(毫米)
G/F 地下層	150, 175, 275	3500, 4100, 3800, 7200
1/F 一樓	150, 175	2800, 3000, 3050, 3100
2/F 二樓	175	3400, 3450, 3500
Roof 天台	-	-

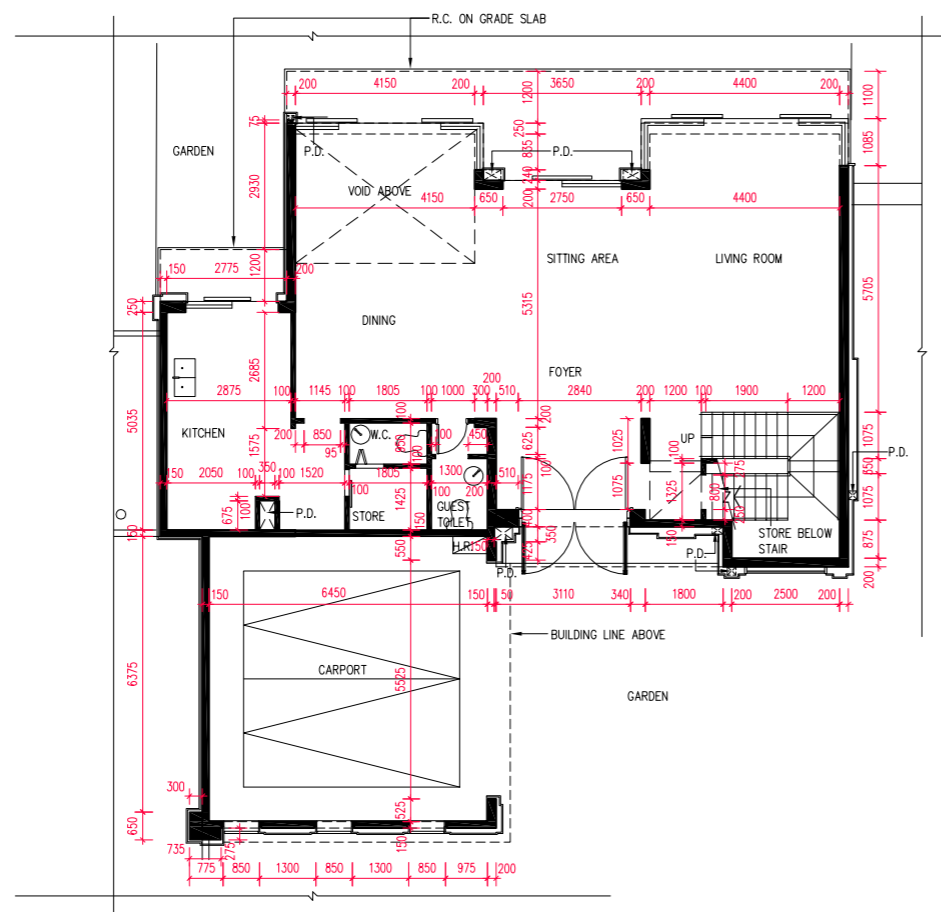
Floor plans of residential properties in the Development 發展項目的住宅物業的樓面平面圖

House Type F

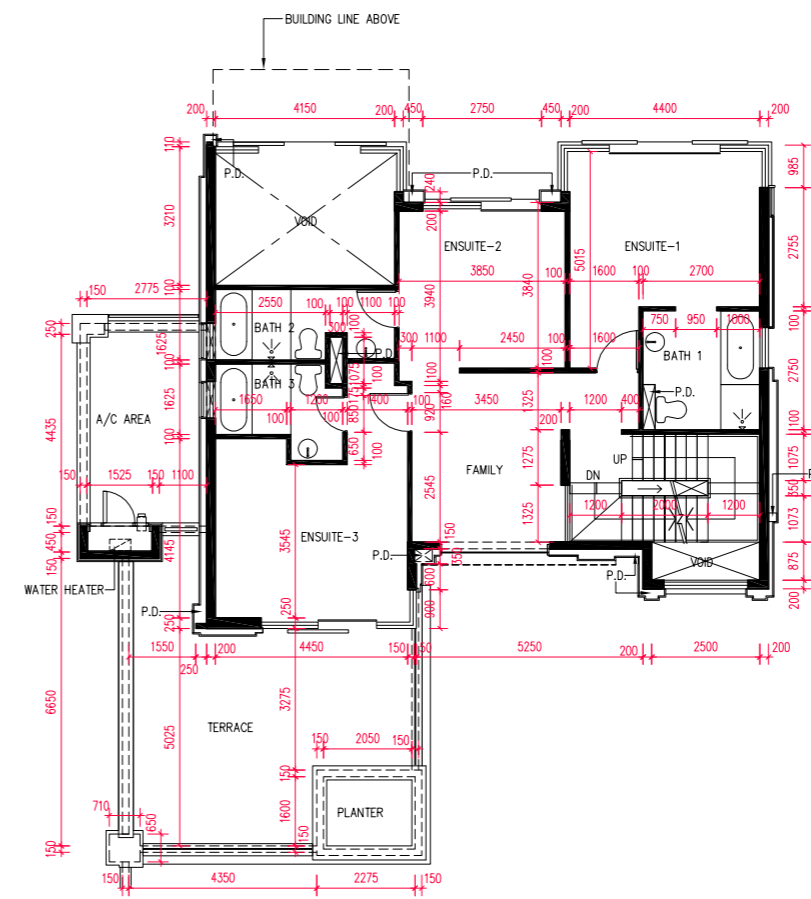
F 型洋房

Luzern Boulevard House No. 8

琉森大道 8 號洋房



Ground Floor Plan
地下層平面圖



First Floor Plan
一樓平面圖

scale 比例 0 5 10 M(米)

The internal areas of the houses on the upper floors will generally be slightly larger than those on the lower floors because of the reducing thickness of the structural walls on the upper floors.

因洋房的較高樓層的結構牆的厚度遞減，較高樓層的內部面積，一般比較低樓層的內部面積稍大。

- Note:
- The dimensions of floor plans are all structural dimensions in millimeter.
 - Please refer to page AL001 of this sales brochure for legend of the terms and abbreviations and guidance notes in studying the floor plans in this section.
 - The above floor plans mainly show the dimensions of the houses. Please refer to Garden floor plans shown on pages AL241 ~ AL362 for the dimensions of the garden.

- 備註：
- 樓面平面圖所列之尺寸數字為以毫米標示之建築結構尺寸。
 - 請參閱本售樓說明書第AL001頁之圖例及指引以協助解讀此部份的樓面平面圖及其顯示之名稱及簡稱。
 - 以上樓面平面圖主要顯示洋房的呎吋，有關花園的呎吋，請參閱第AL241頁至AL362頁的花園平面圖。

Floor 樓層	The thickness of the floor slabs (excluding plaster) of the above house as provided in the approved building plans for the Development (mm) 按發展項目經批准的建築圖則所規定，上述洋房的樓板(不包括灰泥)的厚度(毫米)	The floor-to-floor height of the above house as provided in the approved building plans for the Development (mm) 按發展項目經批准的建築圖則所規定，上述洋房的層與層之間的高度(毫米)
G/F 地下層	150, 175, 275	3500, 4100, 3800, 7200
1/F 一樓	150, 175	2800, 3000, 3050, 3100
2/F 二樓	175	3400, 3450, 3500
Roof 天台	-	-

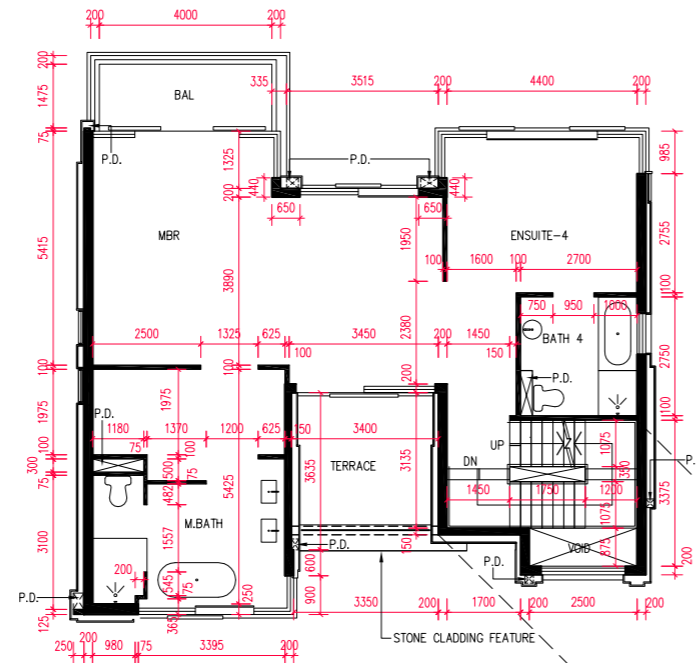
Floor plans of residential properties in the Development 發展項目的住宅物業的樓面平面圖

House Type F

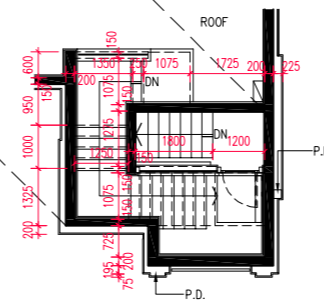
F 型洋房

Luzern Boulevard House No. 8

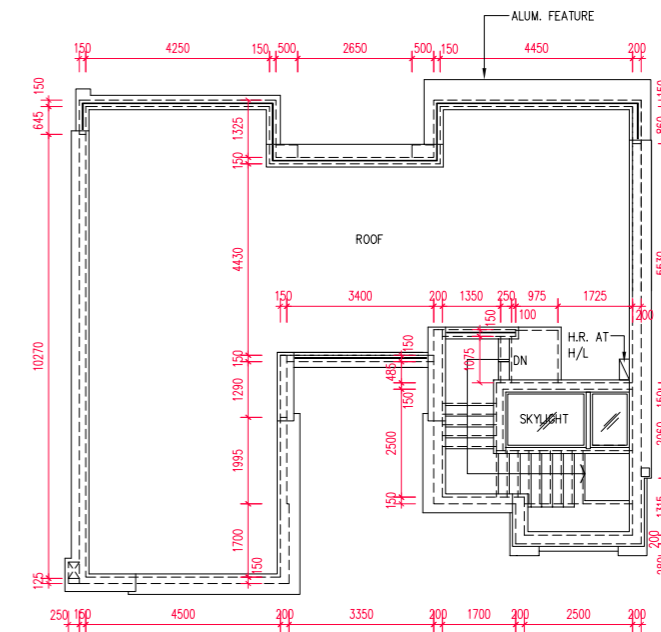
琉森大道 8 號洋房



Second Floor Plan
二樓平面圖



Part Plan
部分平面圖



Roof Plan
天台平面圖

The internal areas of the houses on the upper floors will generally be slightly larger than those on the lower floors because of the reducing thickness of the structural walls on the upper floors.

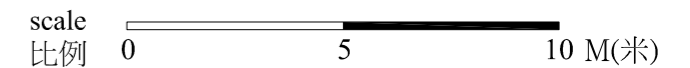
因洋房的較高樓層的結構牆的厚度遞減，較高樓層的内部面積，一般比較低樓層的内部面積稍大。

Note:

- The dimensions of floor plans are all structural dimensions in millimeter.
- Please refer to page AL001 of this sales brochure for legend of the terms and abbreviations and guidance notes in studying the floor plans in this section.
- The above floor plans mainly show the dimensions of the houses. Please refer to Garden floor plans shown on pages AL241 ~ AL362 for the dimensions of the garden.

備註：

- 樓面平面圖所列之尺寸數字為以毫米標示之建築結構尺寸。
- 請參閱本售樓說明書第AL001頁之圖例及指引以協助解讀此部份的樓面平面圖及其顯示之名稱及簡稱。
- 以上樓面平面圖主要顯示洋房的呎吋，有關花園的呎吋，請參閱第AL241頁至AL362頁的花園平面圖。



Floor 樓層	The thickness of the floor slabs (excluding plaster) of the above house as provided in the approved building plans for the Development (mm) 按發展項目經批准的建築圖則所規定，上述洋房的樓板(不包括灰泥)的厚度(毫米)	The floor-to-floor height of the above house as provided in the approved building plans for the Development (mm) 按發展項目經批准的建築圖則所規定，上述洋房的層與層之間的高度(毫米)
G/F 地下層	150, 175, 275	3500, 4100, 3800, 7200
1/F 一樓	150, 175	2800, 3000, 3050, 3100
2/F 二樓	175	3400, 3450, 3500
Roof 天台	-	-

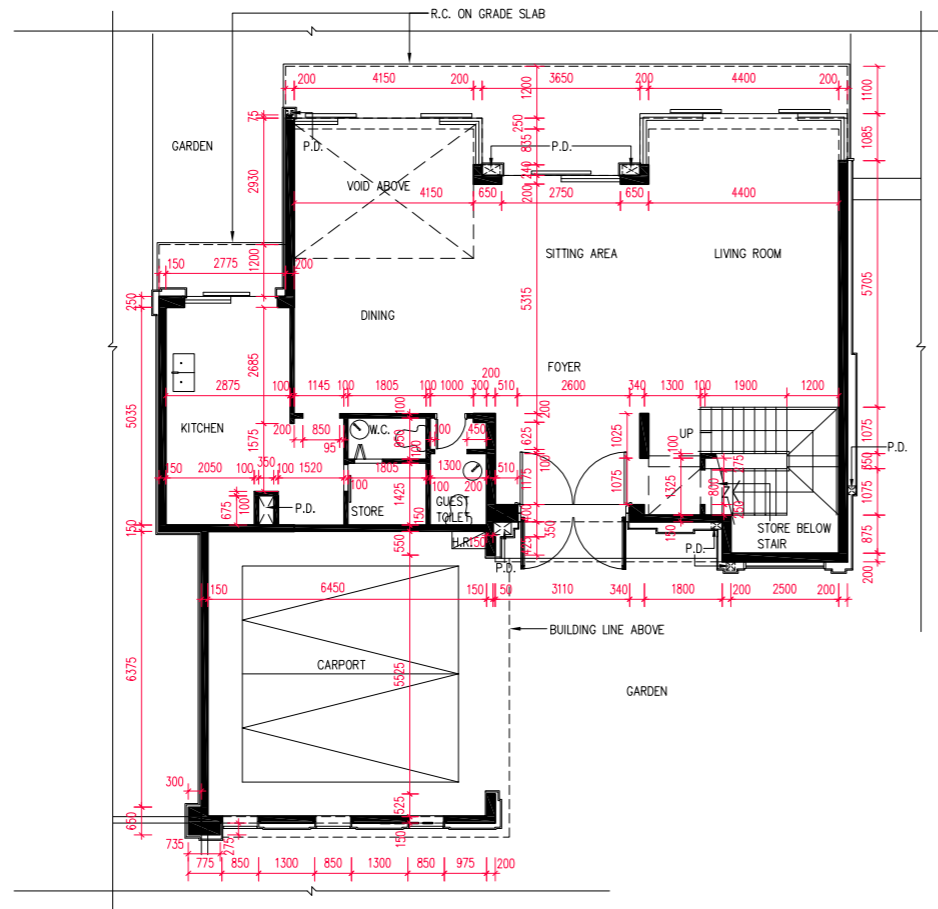
Floor plans of residential properties in the Development 發展項目的住宅物業的樓面平面圖

House Type F

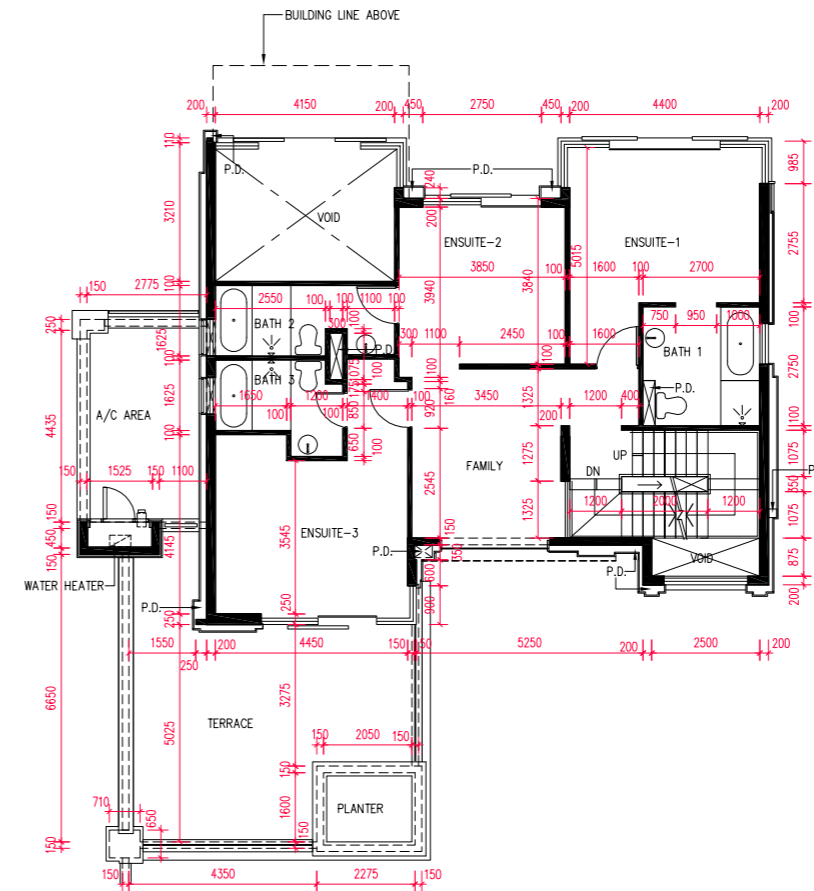
F 型洋房

Rhein Avenue House No. 1

萊茵河大道 1 號洋房



Ground Floor Plan
地下層平面圖



First Floor Plan
一樓平面圖

The internal areas of the houses on the upper floors will generally be slightly larger than those on the lower floors because of the reducing thickness of the structural walls on the upper floors.

因洋房的較高樓層的結構牆的厚度遞減，較高樓層的內部面積，一般比較低樓層的內部面積稍大。

- Note:
- The dimensions of floor plans are all structural dimensions in millimeter.
 - Please refer to page AL001 of this sales brochure for legend of the terms and abbreviations and guidance notes in studying the floor plans in this section.
 - The above floor plans mainly show the dimensions of the houses. Please refer to Garden floor plans shown on pages AL241 ~ AL362 for the dimensions of the garden.

- 備註：
- 樓面平面圖所列之尺寸數字為以毫米標示之建築結構尺寸。
 - 請參閱本售樓說明書第AL001頁之圖例及指引以協助解讀此部份的樓面平面圖及其顯示之名稱及簡稱。
 - 以上樓面平面圖主要顯示洋房的呎吋，有關花園的呎吋，請參閱第AL241頁至AL362頁的花園平面圖。

scale 0 5 10 M(米)
比例

Floor 樓層	The thickness of the floor slabs (excluding plaster) of the above house as provided in the approved building plans for the Development (mm) 按發展項目經批准的建築圖則所規定，上述洋房的樓板(不包括灰泥)的厚度(毫米)	The floor-to-floor height of the above house as provided in the approved building plans for the Development (mm) 按發展項目經批准的建築圖則所規定，上述洋房的層與層之間的高度(毫米)
G/F 地下層	150, 175, 275	3500, 4100, 3800, 7200
1/F 一樓	150, 175	2800, 3000, 3050, 3100
2/F 二樓	175	3400, 3450, 3500
Roof 天台	-	-

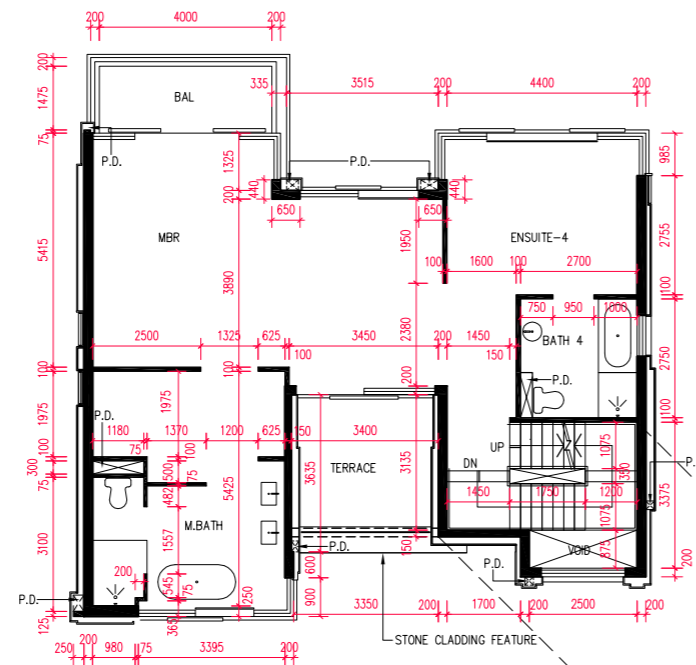
Floor plans of residential properties in the Development 發展項目的住宅物業的樓面平面圖

House Type F

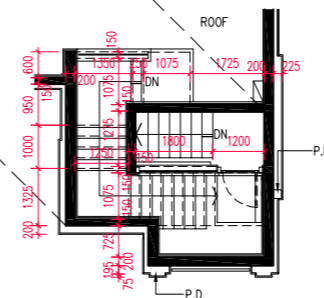
F 型洋房

Rhein Avenue House No. 1

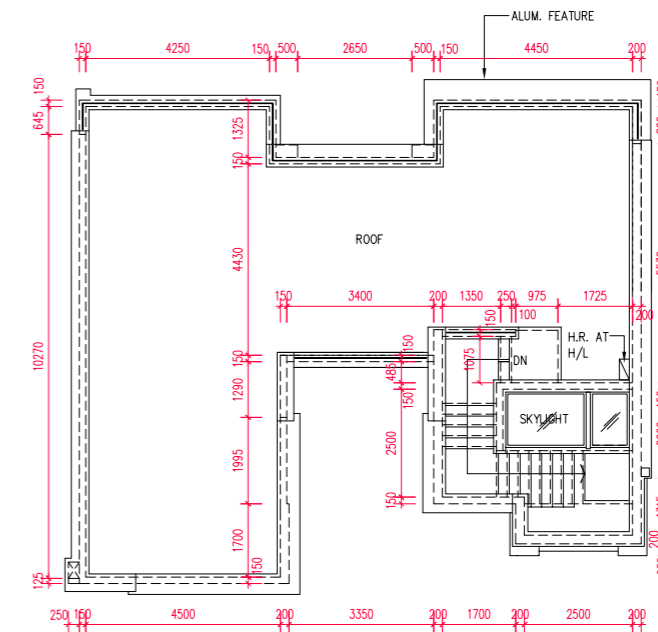
萊茵河大道 1 號洋房



Second Floor Plan
二樓平面圖



Part Plan
部分平面圖



Roof Plan
天台平面圖

The internal areas of the houses on the upper floors will generally be slightly larger than those on the lower floors because of the reducing thickness of the structural walls on the upper floors.

因洋房的較高樓層的結構牆的厚度遞減，較高樓層的内部面積，一般比較低樓層的内部面積稍大。

Note:

- The dimensions of floor plans are all structural dimensions in millimeter.
- Please refer to page AL001 of this sales brochure for legend of the terms and abbreviations and guidance notes in studying the floor plans in this section.
- The above floor plans mainly show the dimensions of the houses. Please refer to Garden floor plans shown on pages AL241 ~ AL362 for the dimensions of the garden.

備註：

- 樓面平面圖所列之尺寸數字為以毫米標示之建築結構尺寸。
- 請參閱本售樓說明書第AL001頁之圖例及指引以協助解讀此部份的樓面平面圖及其顯示之名稱及簡稱。
- 以上樓面平面圖主要顯示洋房的呎吋，有關花園的呎吋，請參閱第AL241頁至AL362頁的花園平面圖。

scale 0 5 10 M(米)
比例

Floor 樓層	The thickness of the floor slabs (excluding plaster) of the above house as provided in the approved building plans for the Development (mm) 按發展項目經批准的建築圖則所規定，上述洋房的樓板(不包括灰泥)的厚度(毫米)	The floor-to-floor height of the above house as provided in the approved building plans for the Development (mm) 按發展項目經批准的建築圖則所規定，上述洋房的層與層之間的高度(毫米)
G/F 地下層	150, 175, 275	3500, 4100, 3800, 7200
1/F 一樓	150, 175	2800, 3000, 3050, 3100
2/F 二樓	175	3400, 3450, 3500
Roof 天台	-	-

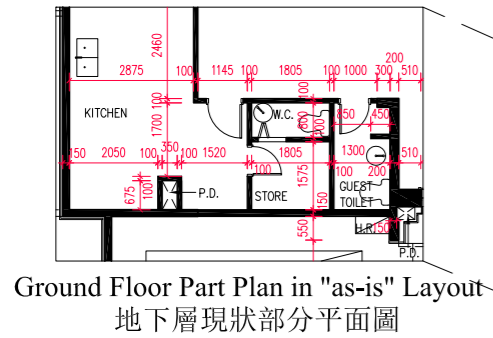
Floor plans of residential properties in the Development 發展項目的住宅物業的樓面平面圖

House Type F

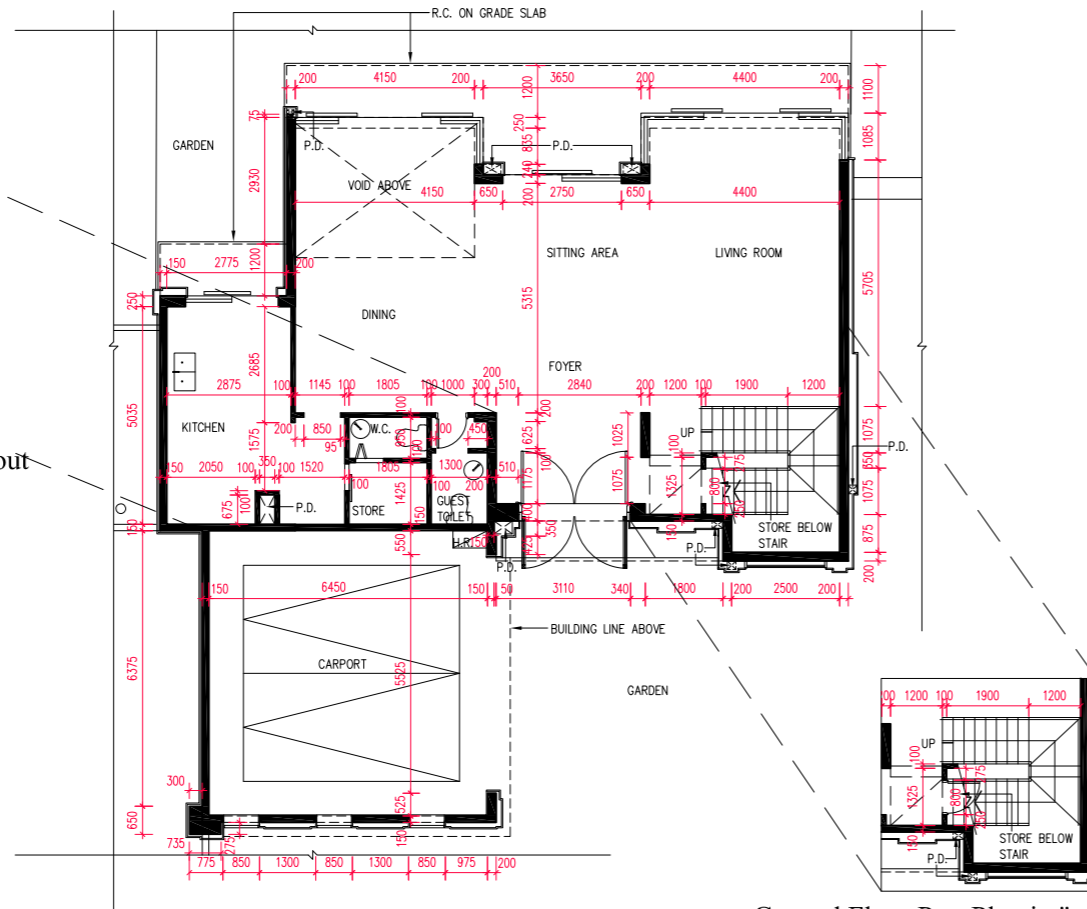
F 型洋房

Rhein Avenue House No. 2

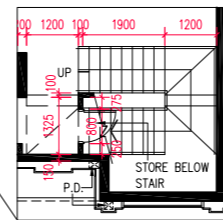
萊茵河大道 2 號洋房



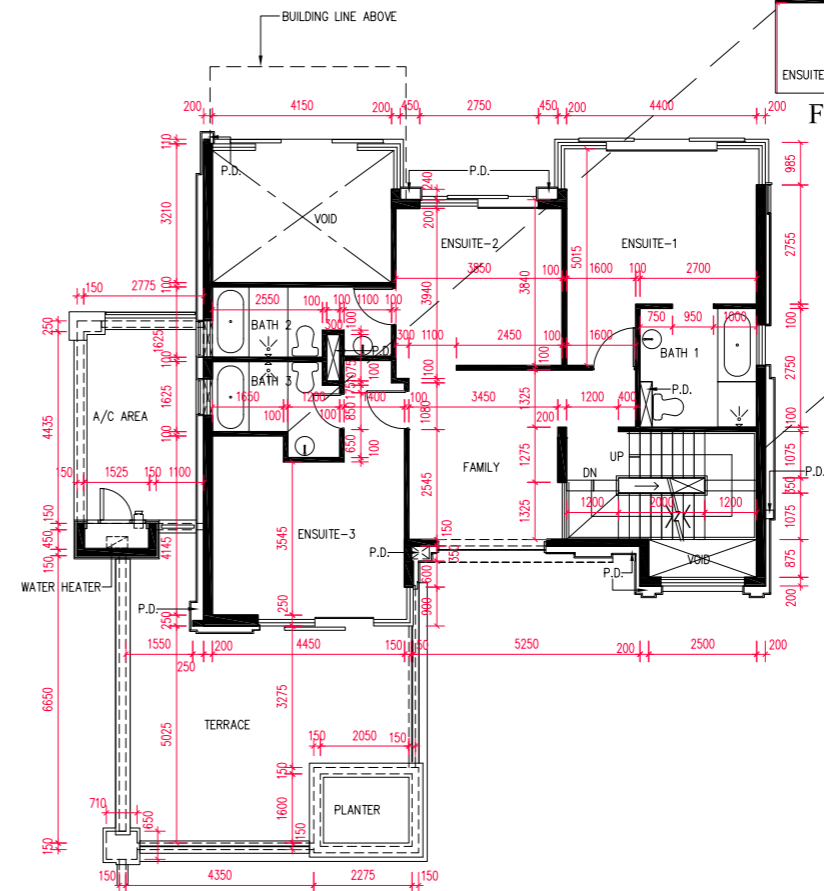
Ground Floor Part Plan in "as-is" Layout
地下層現狀部分平面圖



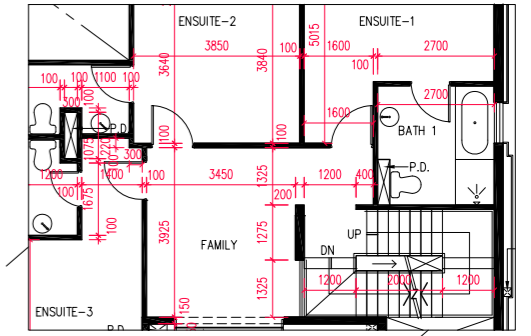
Ground Floor Plan
地下層平面圖



Ground Floor Part Plan in "as-is" Layout
地下層現狀部分平面圖



First Floor Plan
一樓平面圖



First Floor Part Plan in "as-is" Layout
一樓現狀部分部分面圖

The internal areas of the houses on the upper floors will generally be slightly larger than those on the lower floors because of the reducing thickness of the structural walls on the upper floors.

因洋房的較高樓層的結構牆的厚度遞減，較高樓層的內部面積，一般比較低樓層的內部面積稍大。

- Note:
- The dimensions of floor plans are all structural dimensions in millimeter.
 - Please refer to page AL001 of this sales brochure for legend of the terms and abbreviations and guidance notes in studying the floor plans in this section.
 - The above floor plans mainly show the dimensions of the houses. Please refer to Garden floor plans shown on pages AL241 ~ AL362 for the dimensions of the garden.

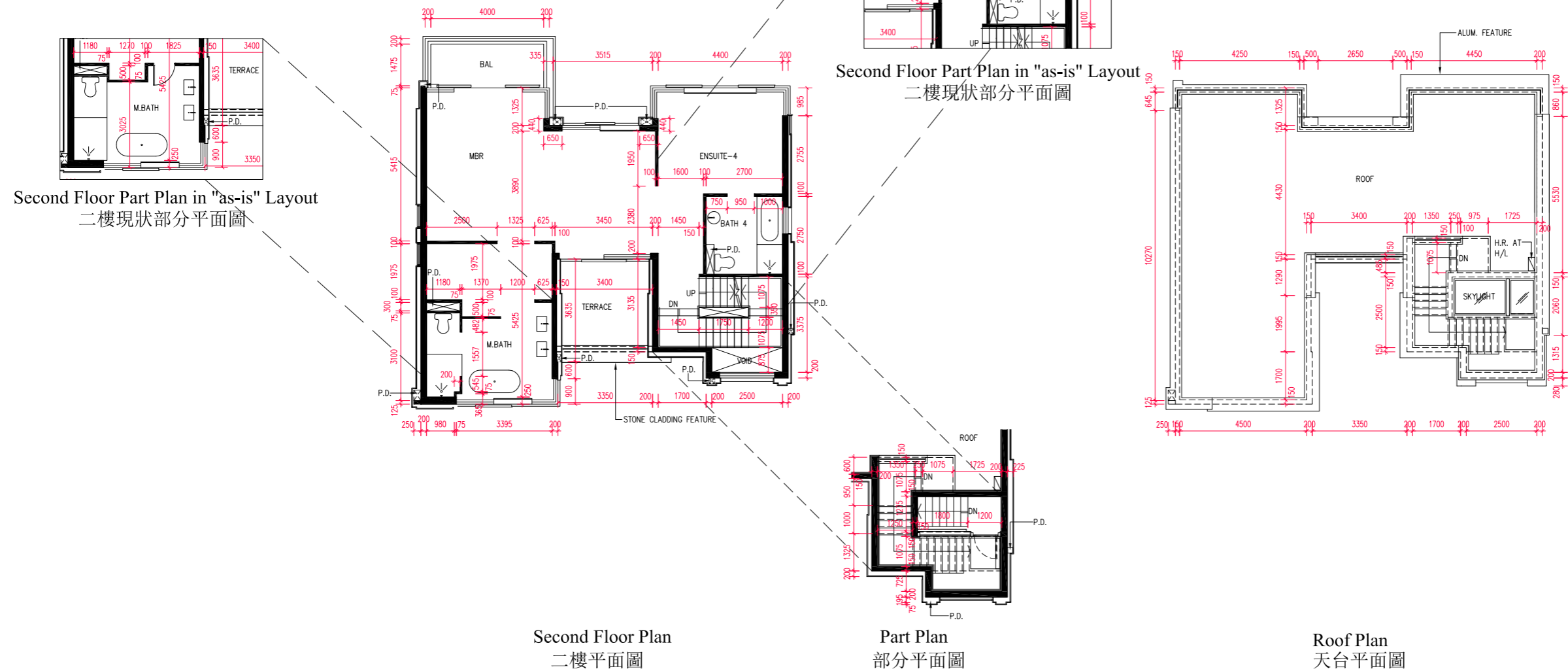
- 備註：
- 樓面平面圖所列之尺寸數字為以毫米標示之建築結構尺寸。
 - 請參閱本售樓說明書第AL001頁之圖例及指引以協助解讀此部份的樓面平面圖及其顯示之名稱及簡稱。
 - 以上樓面平面圖主要顯示洋房的呎吋，有關花園的呎吋，請參閱第AL241頁至AL362頁的花園平面圖。

scale 比例 0 5 10 M(米)

Floor 樓層	The thickness of the floor slabs (excluding plaster) of the above house as provided in the approved building plans for the Development (mm) 按發展項目經批准的建築圖則所規定，上述洋房的樓板(不包括灰泥)的厚度(毫米)	The floor-to-floor height of the above house as provided in the approved building plans for the Development (mm) 按發展項目經批准的建築圖則所規定，上述洋房的層與層之間的高度(毫米)
G/F 地下層	150, 175, 275	3500, 4100, 3800, 7200
1/F 一樓	150, 175	2800, 3000, 3050, 3100
2/F 二樓	175	3400, 3450, 3500
Roof 天台	-	-

Floor plans of residential properties in the Development 發展項目的住宅物業的樓面平面圖

House Type F F 型洋房 Rhein Avenue House No. 2 萊茵河大道 2 號洋房



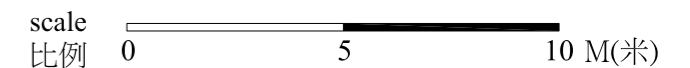
The internal areas of the houses on the upper floors will generally be slightly larger than those on the lower floors because of the reducing thickness of the structural walls on the upper floors.
因洋房的較高樓層的結構牆的厚度遞減，較高樓層的内部面積，一般比較低樓層的内部面積稍大。

Note:

- The dimensions of floor plans are all structural dimensions in millimeter.
- Please refer to page AL001 of this sales brochure for legend of the terms and abbreviations and guidance notes in studying the floor plans in this section.
- The above floor plans mainly show the dimensions of the houses. Please refer to Garden floor plans shown on pages AL241 ~ AL362 for the dimensions of the garden.

備註:

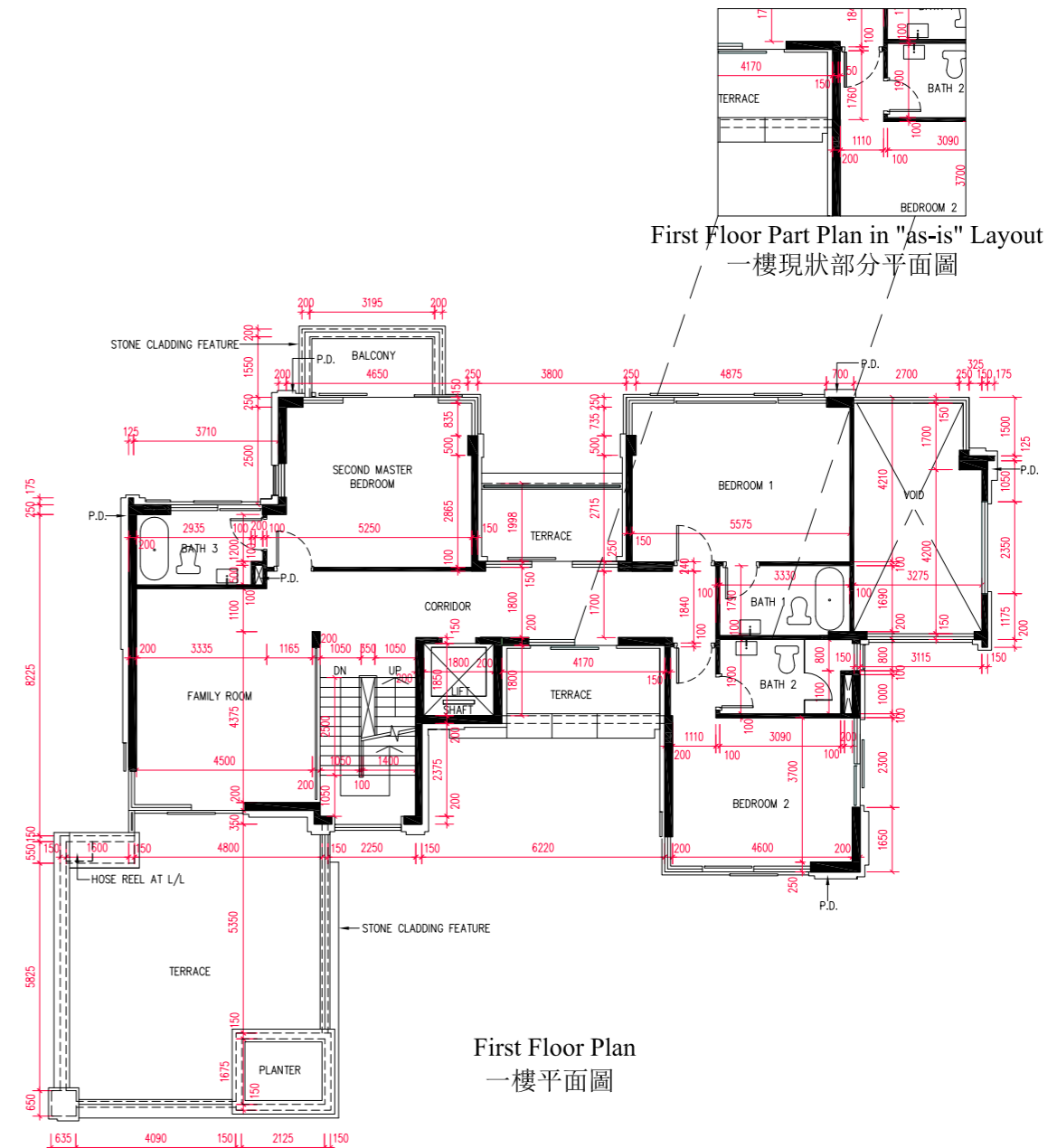
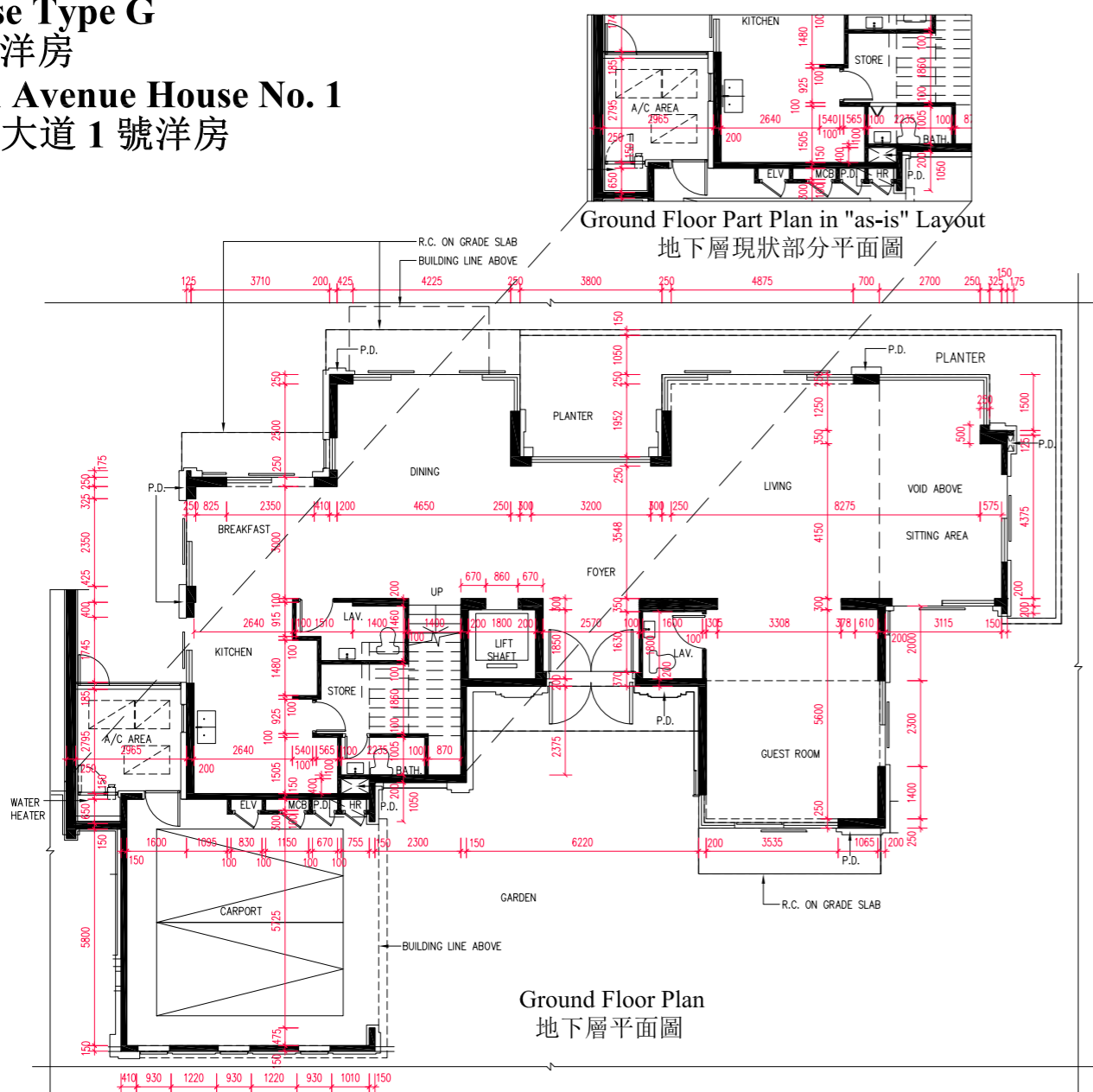
- 樓面平面圖所列之尺寸數字為以毫米標示之建築結構尺寸。
- 請參閱本售樓說明書第AL001頁之圖例及指引以協助解讀此部份的樓面平面圖及其顯示之名稱及簡稱。
- 以上樓面平面圖主要顯示洋房的呎吋，有關花園的呎吋，請參閱第AL241頁至AL362頁的花園平面圖。



Floor 樓層	The thickness of the floor slabs (excluding plaster) of the above house as provided in the approved building plans for the Development (mm) 按發展項目經批准的建築圖則所規定，上述洋房的樓板(不包括灰泥)的厚度(毫米)	The floor-to-floor height of the above house as provided in the approved building plans for the Development (mm) 按發展項目經批准的建築圖則所規定，上述洋房的層與層之間的高度(毫米)
G/F 地下層	150, 175, 275	3500, 4100, 3800, 7200
1/F 一樓	150, 175	2800, 3000, 3050, 3100
2/F 二樓	175	3400, 3450, 3500
Roof 天台	-	-

Floor plans of residential properties in the Development 發展項目的住宅物業的樓面平面圖

House Type G G 型洋房 Bern Avenue House No. 1 伯恩大道 1 號洋房



The internal areas of the houses on the upper floors will generally be slightly larger than those on the lower floors because of the reducing thickness of the structural walls on the upper floors.

因洋房的較高樓層的結構牆的厚度遞減，較高樓層的內部面積，一般比較低樓層的內部面積稍大。

- Note:
- The dimensions of floor plans are all structural dimensions in millimeter.
 - Please refer to page AL001 of this sales brochure for legend of the terms and abbreviations and guidance notes in studying the floor plans in this section.
 - The above floor plans mainly show the dimensions of the houses. Please refer to Garden floor plans shown on pages AL241 ~ AL362 for the dimensions of the garden.

- 備註：
- 樓面平面圖所列之尺寸數字為以毫米標示之建築結構尺寸。
 - 請參閱本售樓說明書第AL001頁之圖例及指引以協助解讀此部份的樓面平面圖及其顯示之名稱及簡稱。
 - 以上樓面平面圖主要顯示洋房的呎吋，有關花園的呎吋，請參閱第AL241頁至AL362頁的花園平面圖。

scale 0 5 10 M(米)
比例

Floor 樓層	The thickness of the floor slabs (excluding plaster) of the above house as provided in the approved building plans for the Development (mm) 按發展項目經批准的建築圖則所規定，上述洋房的樓板(不包括灰泥)的厚度(毫米)	The floor-to-floor height of the above house as provided in the approved building plans for the Development (mm) 按發展項目經批准的建築圖則所規定，上述洋房的層與層之間的高度(毫米)
G/F 地下層	150, 175, 275	3500, 3800, 4000, 4100, 4450, 7200
1/F 一樓	150	3000, 3100, 3200
2/F 二樓	150, 200	3400, 3500, 3600
Roof 天台	-	-

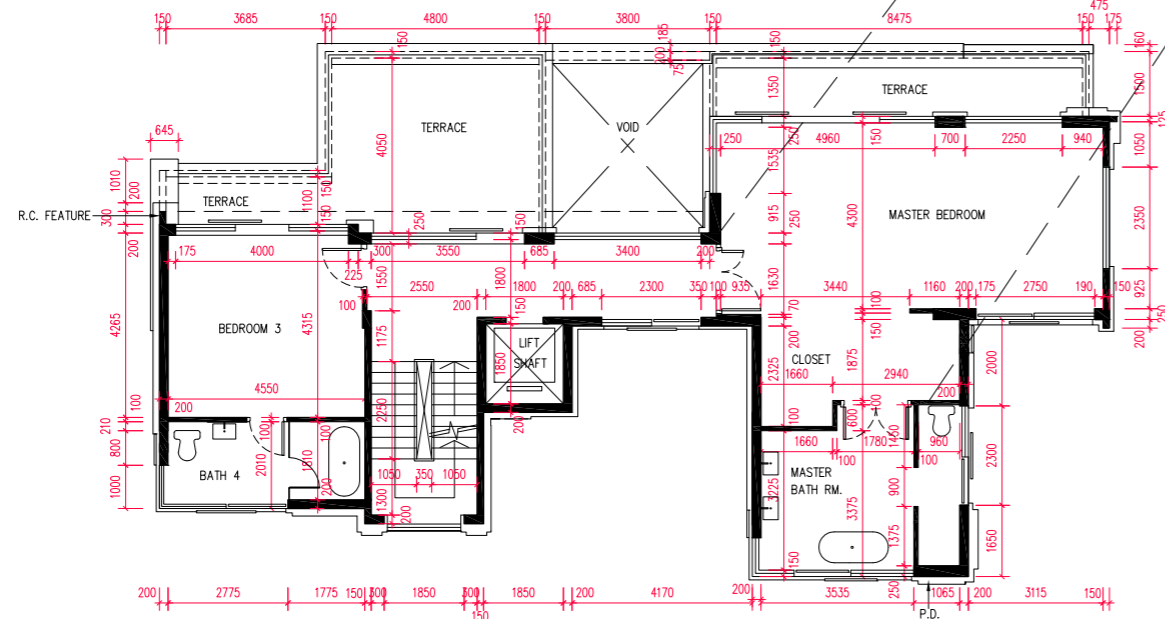
Floor plans of residential properties in the Development 發展項目的住宅物業的樓面平面圖

House Type G

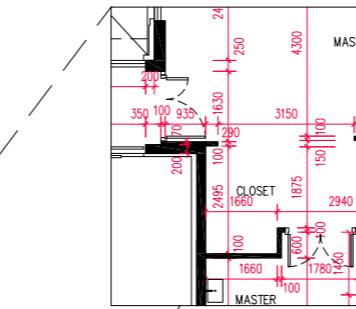
G 型洋房

Bern Avenue House No. 1

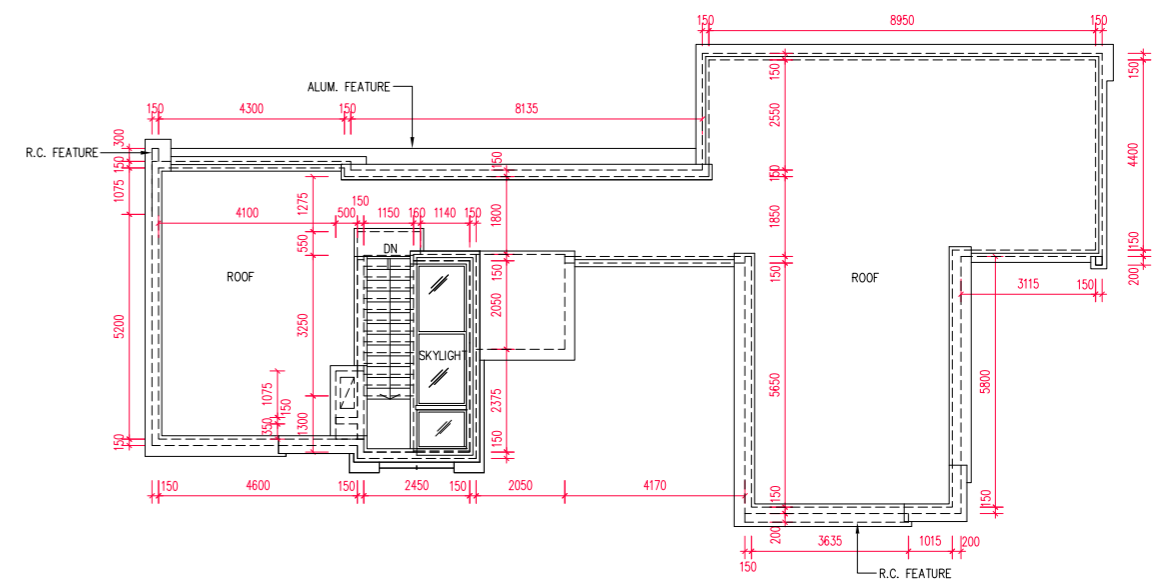
伯恩大道 1 號洋房



Second Floor Plan
二樓平面圖



Second Floor Part Plan in "as-is" Layout
二樓現狀部分平面圖



Roof Plan
天台平面圖

The internal areas of the houses on the upper floors will generally be slightly larger than those on the lower floors because of the reducing thickness of the structural walls on the upper floors.

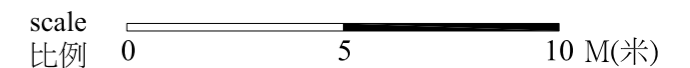
因洋房的較高樓層的結構牆的厚度遞減，較高樓層的內部面積，一般比較低樓層的內部面積稍大。

Note:

- The dimensions of floor plans are all structural dimensions in millimeter.
- Please refer to page AL001 of this sales brochure for legend of the terms and abbreviations and guidance notes in studying the floor plans in this section.
- The above floor plans mainly show the dimensions of the houses. Please refer to Garden floor plans shown on pages AL241 ~ AL362 for the dimensions of the garden.

備註：

- 樓面平面圖所列之尺寸數字為以毫米標示之建築結構尺寸。
- 請參閱本售樓說明書第AL001頁之圖例及指引以協助解讀此部份的樓面平面圖及其顯示之名稱及簡稱。
- 以上樓面平面圖主要顯示洋房的呎吋，有關花園的呎吋，請參閱第AL241頁至AL362頁的花園平面圖。



Floor 樓層	The thickness of the floor slabs (excluding plaster) of the above house as provided in the approved building plans for the Development (mm) 按發展項目經批准的建築圖則所規定，上述洋房的樓板(不包括灰泥)的厚度(毫米)	The floor-to-floor height of the above house as provided in the approved building plans for the Development (mm) 按發展項目經批准的建築圖則所規定，上述洋房的層與層之間的高度(毫米)
G/F 地下層	150, 175, 275	3500, 3800, 4000, 4100, 4450, 7200
1/F 一樓	150	3000, 3100, 3200
2/F 二樓	150, 200	3400, 3500, 3600
Roof 天台	-	-

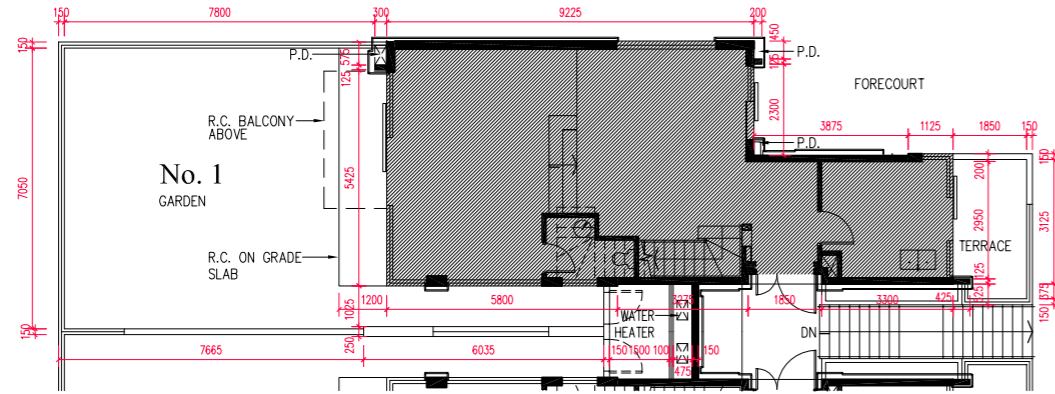
Floor plans of residential properties in the Development 發展項目的住宅物業的樓面平面圖

House Type A2a

A2a 型洋房

Neuchatel Avenue House No.1

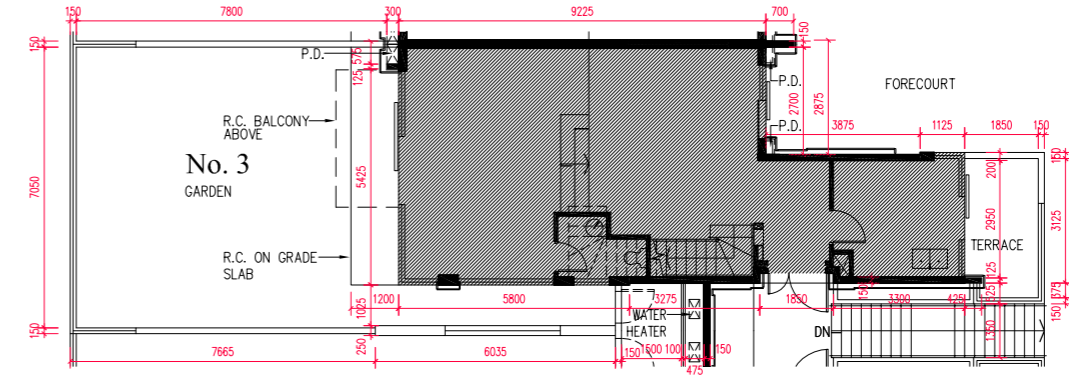
納沙泰爾大道 1 號洋房



First Floor Garden Plan
一樓花園平面圖

Neuchatel Avenue House No.3

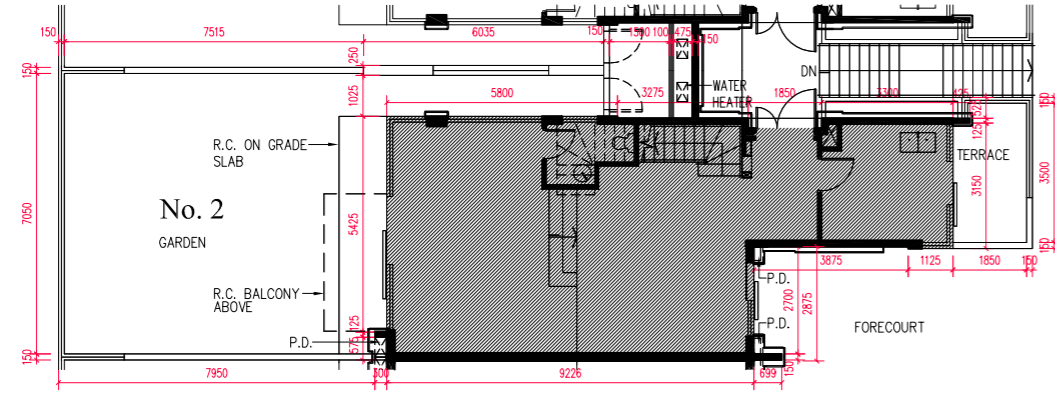
納沙泰爾大道 3 號洋房



First Floor Garden Plan
一樓花園平面圖

Neuchatel Avenue House No.2

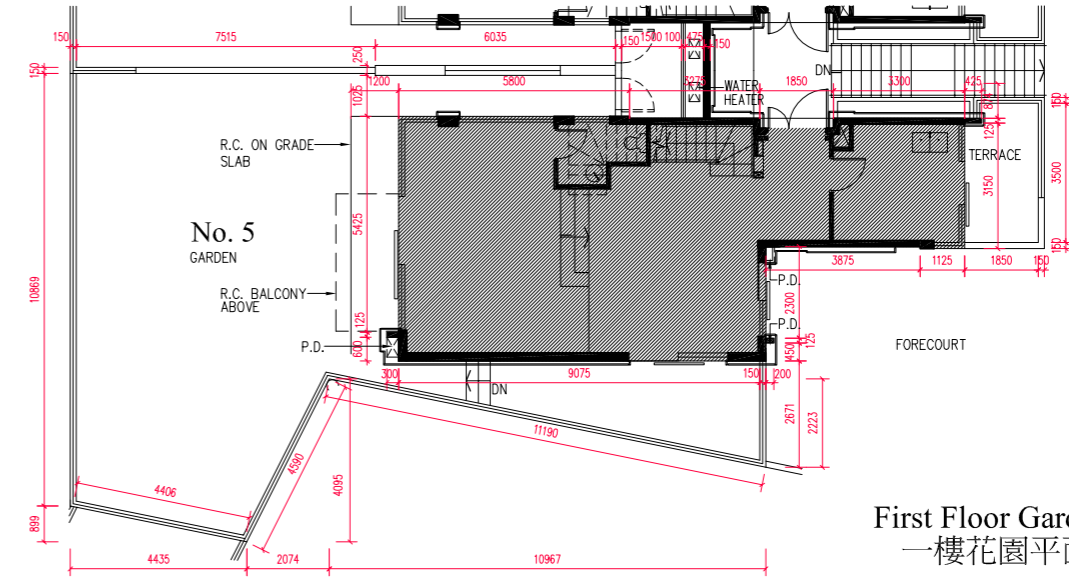
納沙泰爾大道 2 號洋房



First Floor Garden Plan
一樓花園平面圖

Neuchatel Avenue House No.5

納沙泰爾大道 5 號洋房



First Floor Garden Plan
一樓花園平面圖

scale
比例 0 5 10 M(米)

- Note:
- The dimensions of Garden floor plans are all structural dimensions in millimeter.
 - Please refer to pages AL001 of this sales brochure for legend of the terms and abbreviations and guidance notes in studying the floor plans of this section.
 - The above garden floor plans mainly show the dimensions of the gardens of the residential properties, please refer to house floor plans shown on pages AL002~AL240 for the dimensions of the houses.
 - Symbols of fittings and fitments shown on the floor plans, such as bathtubs, sink, water closets, shower, sink counter, etc. are architectural symbols retrieved from the latest approved general building plans and for general indication only.

- 備註:
- 花園平面圖所列之尺寸數字為以毫米標示之建築結構尺寸。
 - 請參閱本售樓說明書第AL001頁之圖例及指引以協助解讀此部份的平面圖及其顯示之名稱及簡稱。
 - 以上花園平面圖主要顯示住宅物業的花園呎吋，有關洋房的呎吋，請參閱本售樓說明書第AL002頁至AL240頁之圖例及指引以協助解讀此部份的平面圖及其顯示之洋房的呎吋。
 - 平面圖上所顯示的形象裝置符號，例如浴缸、洗滌盤、坐廁、花灑、洗滌盤櫃等乃擇自最新的經批准的建築圖則的建築符號，只作一般性標誌。

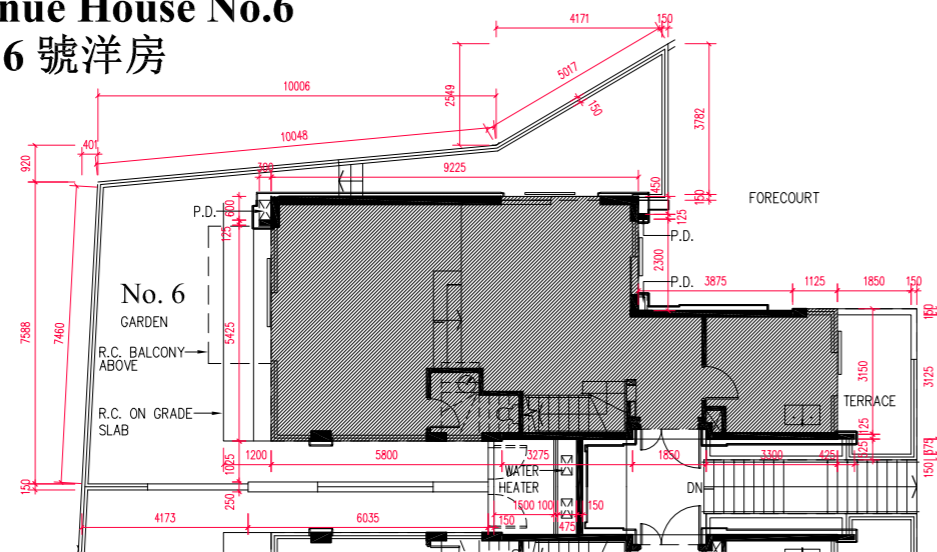
Floor plans of residential properties in the Development 發展項目的住宅物業的樓面平面圖

House Type A2a

A2a 型洋房

Neuchatel Avenue House No.6

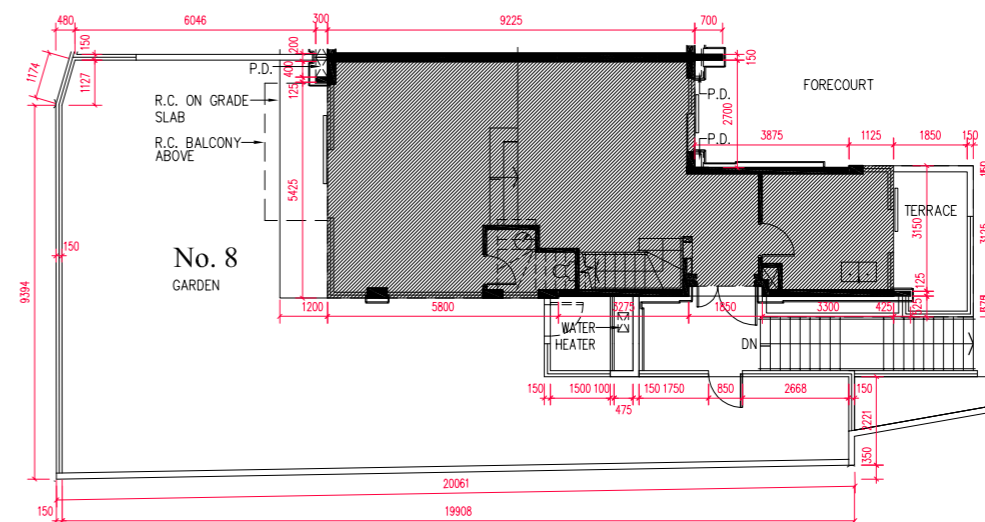
納沙泰爾大道 6 號洋房



First Floor Garden Plan
一樓花園平面圖

Neuchatel Avenue House No.8

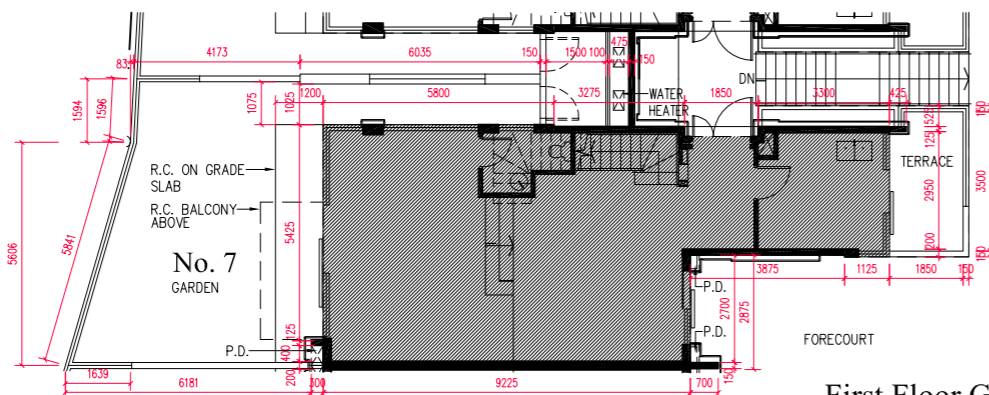
納沙泰爾大道 8 號洋房



First Floor Garden Plan
一樓花園平面圖

Neuchatel Avenue House No.7

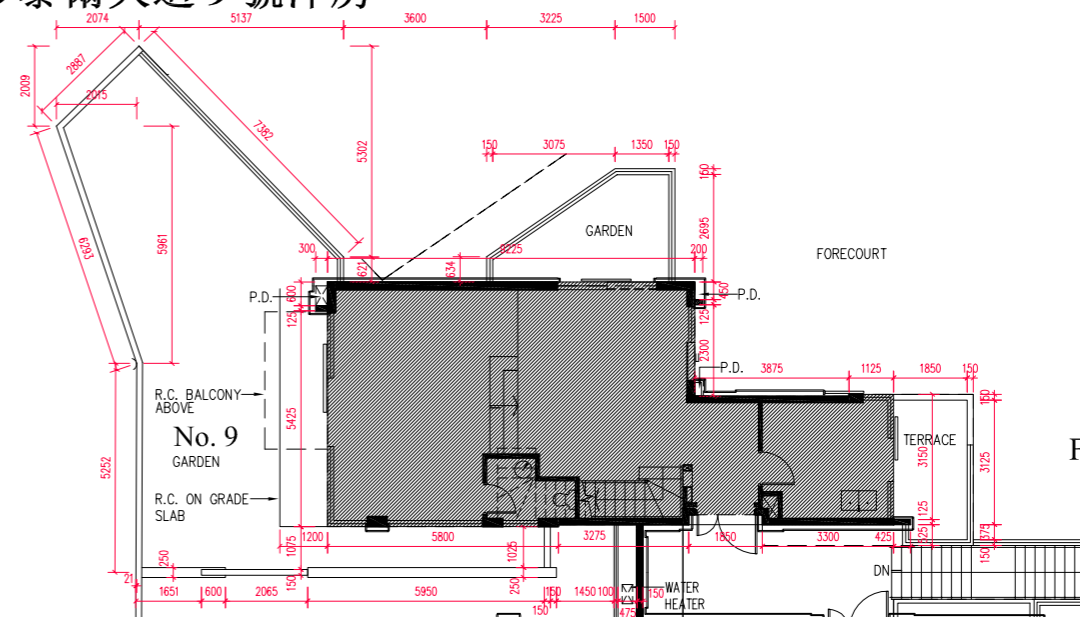
納沙泰爾大道 7 號洋房



First Floor Garden Plan
一樓花園平面圖

Neuchatel Avenue House No.9

納沙泰爾大道 9 號洋房



First Floor Garden Plan
一樓花園平面圖

scale
比例 0 5 10 M(米)

Note:

- The dimensions of Garden floor plans are all structural dimensions in millimeter.
- Please refer to pages AL001 of this sales brochure for legend of the terms and abbreviations and guidance notes in studying the floor plans of this section.
- The above garden floor plans mainly show the dimensions of the gardens of the residential properties, please refer to house floor plans shown on pages AL002~AL240 for the dimensions of the houses.
- Symbols of fittings and fitments shown on the floor plans, such as bathtubs, sink, water closets, shower, sink counter, etc. are architectural symbols retrieved from the latest approved general building plans and for general indication only.

備註:

- 花園平面圖所列之尺寸數字為以毫米標示之建築結構尺寸。
- 請參閱本售樓說明書第AL001頁之圖例及指引以協助解讀此部份的平面圖及其顯示之名稱及簡稱。
- 以上花園平面圖主要顯示住宅物業的花園呎吋，有關洋房的呎吋，請參閱本售樓說明書第AL002頁至AL240頁之圖例及指引以協助解讀此部份的平面圖及其顯示之洋房的呎吋。
- 平面圖上所顯示的形象裝置符號，例如浴缸、洗滌盤、坐廁、花灑、洗滌盤櫃等乃擇自最新的經批准的建築圖則的建築符號，只作一般性標誌。

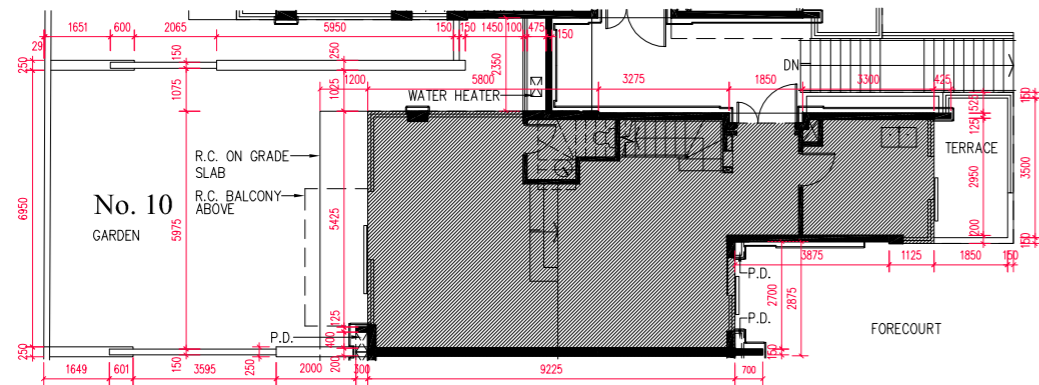
Floor plans of residential properties in the Development 發展項目的住宅物業的樓面平面圖

House Type A2a

A2a 型洋房

Neuchatel Avenue House No.10

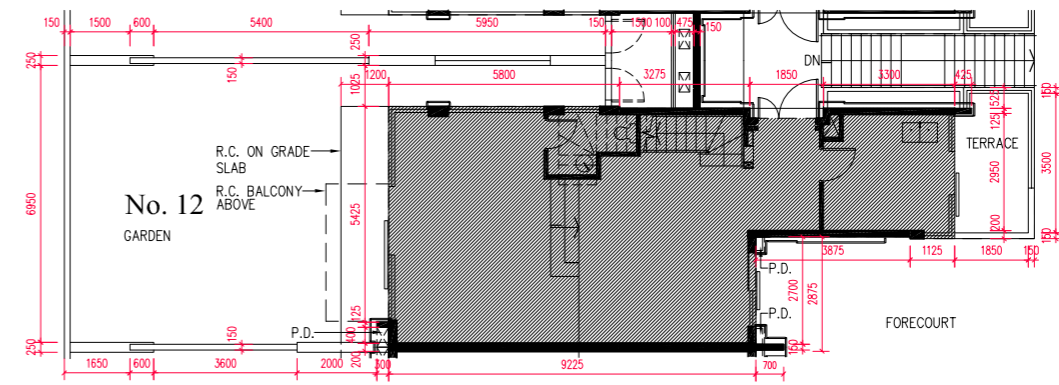
納沙泰爾大道 10 號洋房



First Floor Garden Plan
一樓花園平面圖

Neuchatel Avenue House No.12

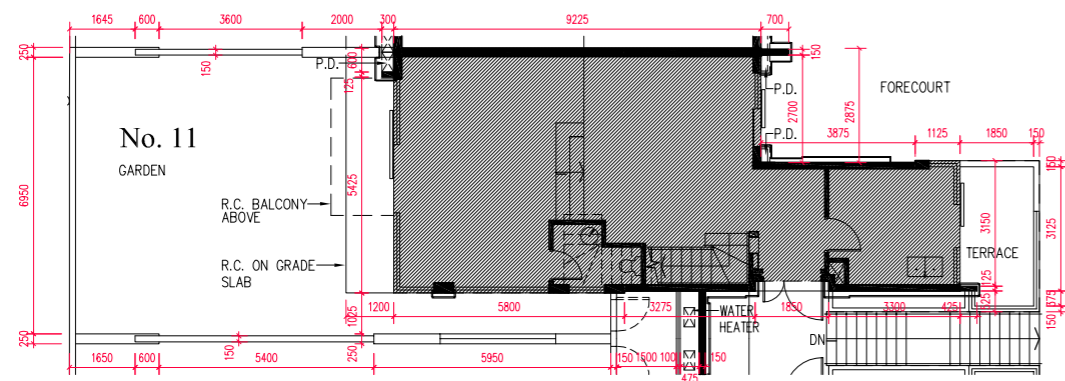
納沙泰爾大道 12號洋房



First Floor Garden Plan
一樓花園平面圖

Neuchatel Avenue House No.11

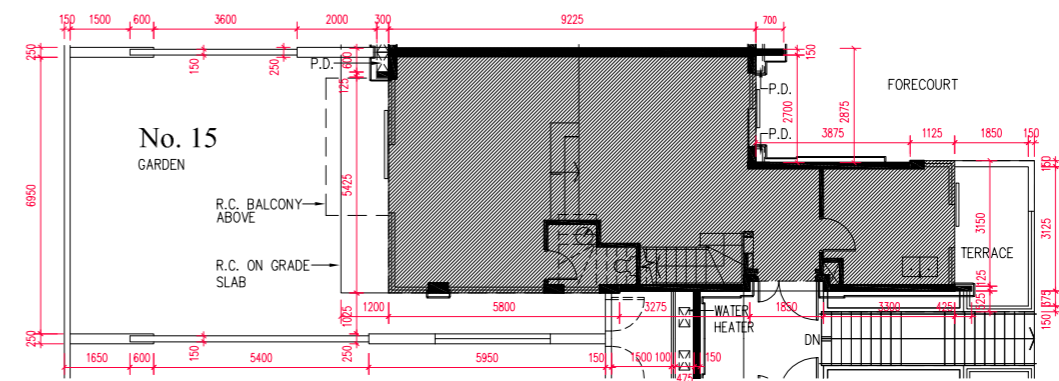
納沙泰爾大道 11 號洋房



First Floor Garden Plan
一樓花園平面圖

Neuchatel Avenue House No.15

納沙泰爾大道 15 號洋房



First Floor Garden Plan
一樓花園平面圖

scale
比例 0 5 10 M(米)

Note:

- The dimensions of Garden floor plans are all structural dimensions in millimeter.
- Please refer to pages AL001 of this sales brochure for legend of the terms and abbreviations and guidance notes in studying the floor plans of this section.
- The above garden floor plans mainly show the dimensions of the gardens of the residential properties, please refer to house floor plans shown on pages AL002~AL240 for the dimensions of the houses.
- Symbols of fittings and fitments shown on the floor plans, such as bathtubs, sink, water closets, shower, sink counter, etc. are architectural symbols retrieved from the latest approved general building plans and for general indication only.

備註:

- 花園平面圖所列之尺寸數字為以毫米標示之建築結構尺寸。
- 請參閱本售樓說明書第AL001頁之圖例及指引以協助解讀此部份的平面圖及其顯示之名稱及簡稱。
- 以上花園平面圖主要顯示住宅物業的花園呎吋，有關洋房的呎吋，請參閱本售樓說明書第AL002頁至AL240頁之圖例及指引以協助解讀此部份的平面圖及其顯示之洋房的呎吋。
- 平面圖上所顯示的形象裝置符號，例如浴缸、洗滌盤、坐廁、花灑、洗滌盤櫃等乃擇自最新的經批准的建築圖則的建築符號，只作一般性標誌。

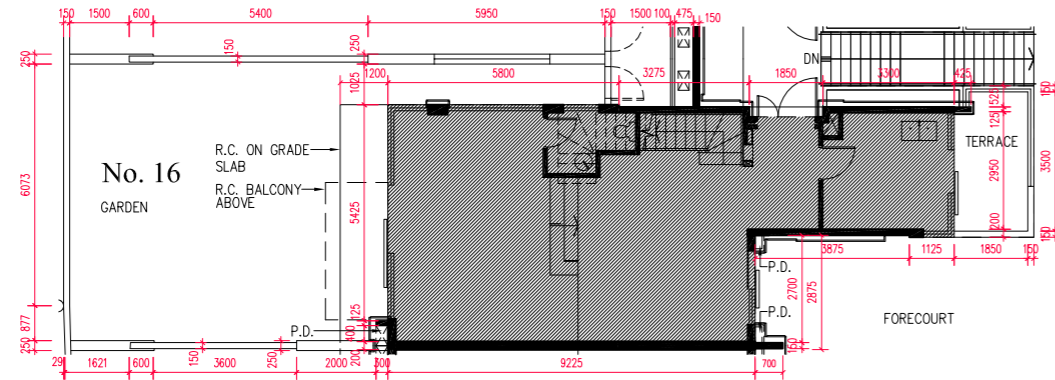
Floor plans of residential properties in the Development 發展項目的住宅物業的樓面平面圖

House Type A2a

A2a 型洋房

Neuchatel Avenue House No.16

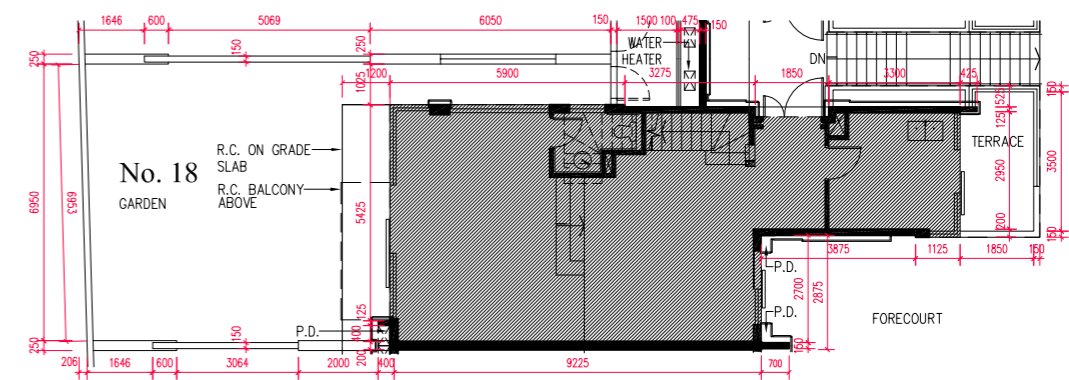
納沙泰爾大道 16 號洋房



First Floor Garden Plan
一樓花園平面圖

Neuchatel Avenue House No.18

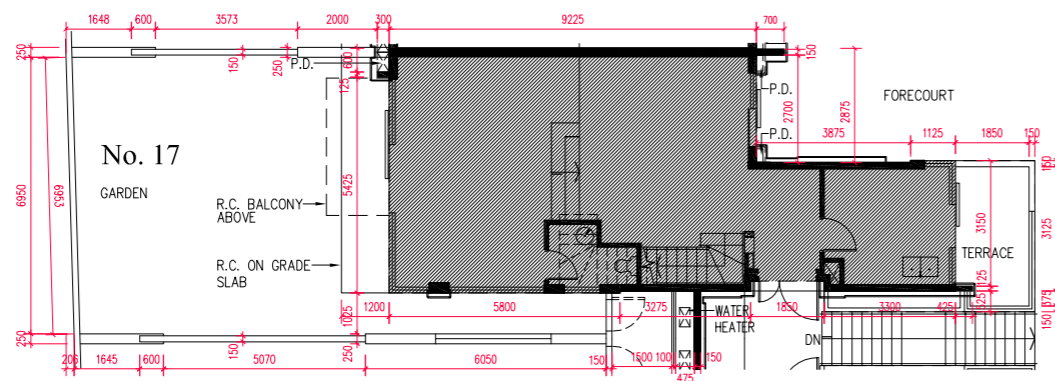
納沙泰爾大道 18 號洋房



First Floor Garden Plan
一樓花園平面圖

Neuchatel Avenue House No.17

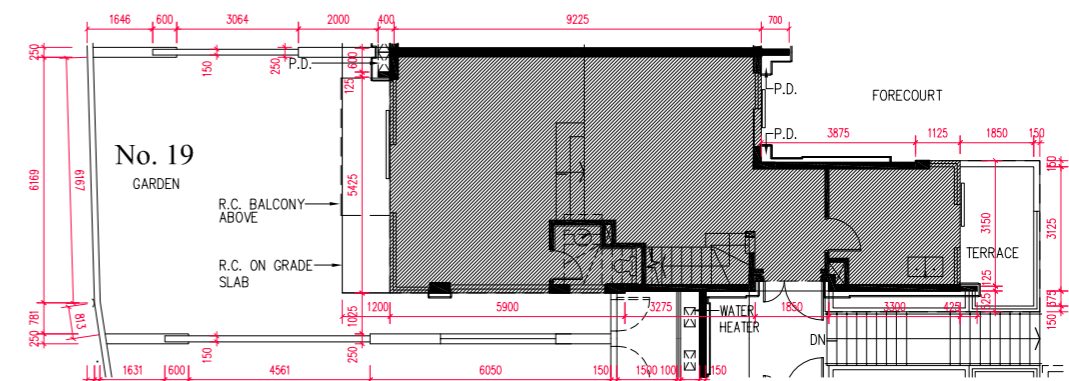
納沙泰爾大道 17 號洋房



First Floor Garden Plan
一樓花園平面圖

Neuchatel Avenue House No.19

納沙泰爾大道 19 號洋房



First Floor Garden Plan
一樓花園平面圖

scale 0 5 10 M(米)
比例

Note:

- The dimensions of Garden floor plans are all structural dimensions in millimeter.
- Please refer to pages AL001 of this sales brochure for legend of the terms and abbreviations and guidance notes in studying the floor plans of this section.
- The above garden floor plans mainly show the dimensions of the gardens of the residential properties, please refer to house floor plans shown on pages AL002~AL240 for the dimensions of the houses.
- Symbols of fittings and fitments shown on the floor plans, such as bathtubs, sink, water closets, shower, sink counter, etc. are architectural symbols retrieved from the latest approved general building plans and for general indication only.

備註:

- 花園平面圖所列之尺寸數字為以毫米標示之建築結構尺寸。
- 請參閱本售樓說明書第AL001頁之圖例及指引以協助解讀此部份的平面圖及其顯示之名稱及簡稱。
- 以上花園平面圖主要顯示住宅物業的花園呎吋，有關洋房的呎吋，請參閱本售樓說明書第AL002頁至AL240頁之圖例及指引以協助解讀此部份的平面圖及其顯示之洋房的呎吋。
- 平面圖上所顯示的形象裝置符號，例如浴缸、洗滌盤、坐廁、花灑、洗滌盤櫃等乃擇自最新的經批准的建築圖則的建築符號，只作一般性標誌。

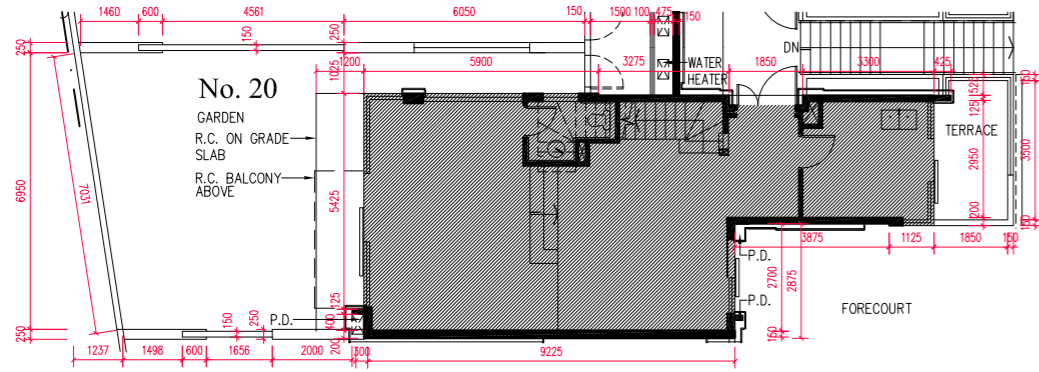
Floor plans of residential properties in the Development 發展項目的住宅物業的樓面平面圖

House Type A2a

A2a 型洋房

Neuchatel Avenue House No.20

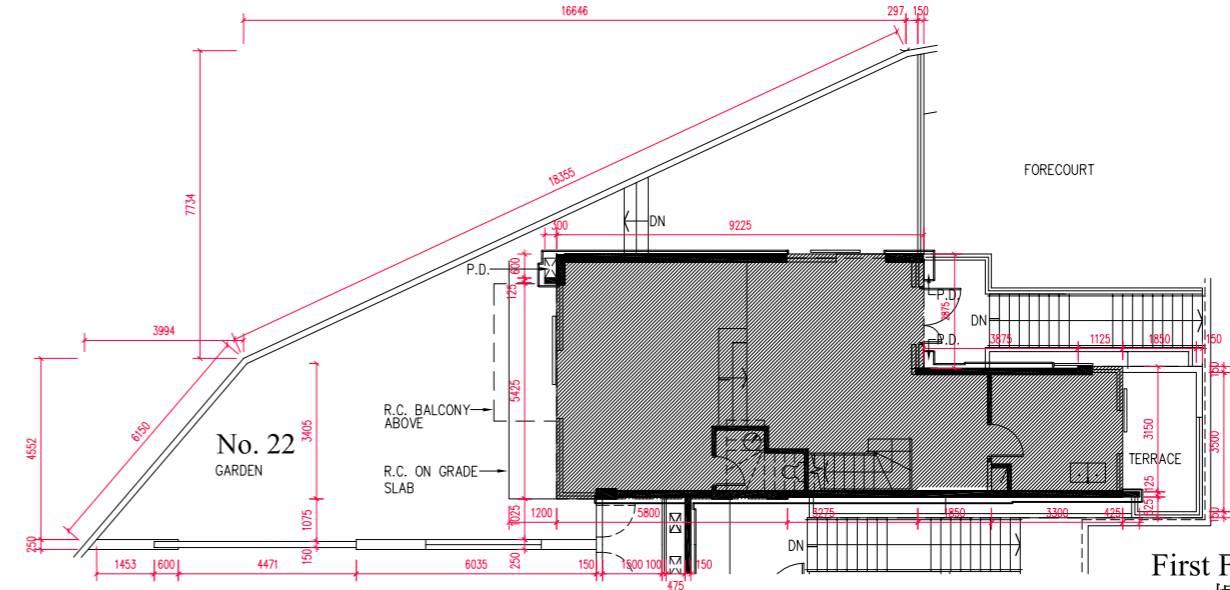
納沙泰爾大道 20 號洋房



First Floor Garden Plan
一樓花園平面圖

Neuchatel Avenue House No.22

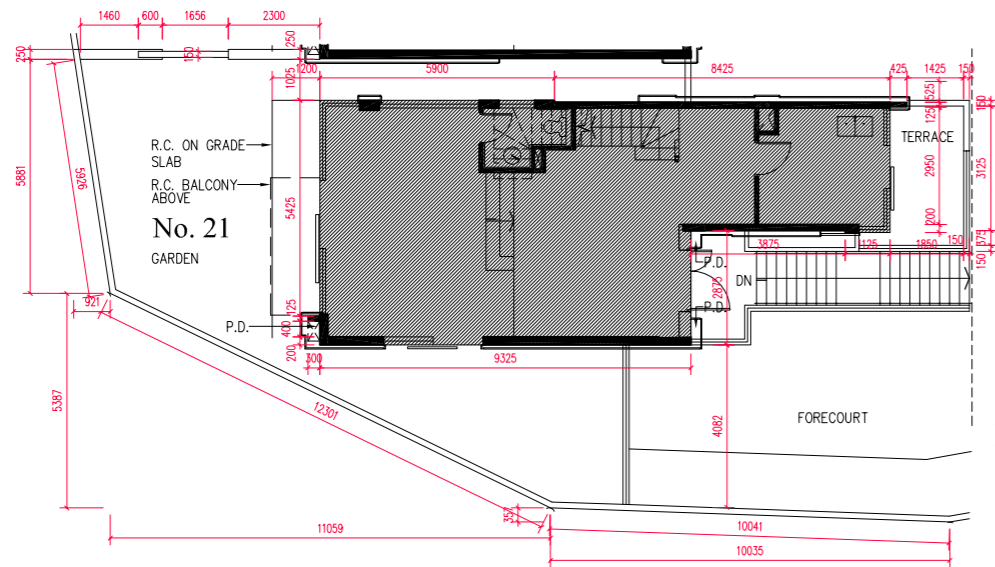
納沙泰爾大道 22 號洋房



First Floor Garden Plan
一樓花園平面圖

Neuchatel Avenue House No.21

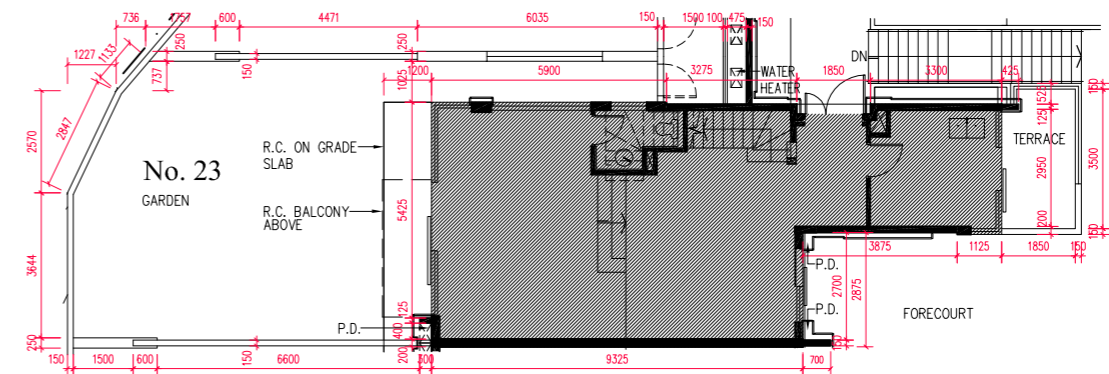
納沙泰爾大道 21 號洋房



First Floor Garden Plan
一樓花園平面圖

Neuchatel Avenue House No.23

納沙泰爾大道 23 號洋房



First Floor Garden Plan
一樓花園平面圖

scale
比例 0 5 10 M(米)

- Note:
- The dimensions of Garden floor plans are all structural dimensions in millimeter.
 - Please refer to pages AL001 of this sales brochure for legend of the terms and abbreviations and guidance notes in studying the floor plans of this section.
 - The above garden floor plans mainly show the dimensions of the gardens of the residential properties, please refer to house floor plans shown on pages AL002~AL240 for the dimensions of the houses.
 - Symbols of fittings and fitments shown on the floor plans, such as bathtubs, sink, water closets, shower, sink counter, etc. are architectural symbols retrieved from the latest approved general building plans and for general indication only.

- 備註:
- 花園平面圖所列之尺寸數字為以毫米標示之建築結構尺寸。
 - 請參閱本售樓說明書第AL001頁之圖例及指引以協助解讀此部份的平面圖及其顯示之名稱及簡稱。
 - 以上花園平面圖主要顯示住宅物業的花園呎吋，有關洋房的呎吋，請參閱本售樓說明書第AL002頁至AL240頁之圖例及指引以協助解讀此部份的平面圖及其顯示之洋房的呎吋。
 - 平面圖上所顯示的形象裝置符號，例如浴缸、洗滌盤、坐廁、花灑、洗滌盤櫃等乃擇自最新的經批准的建築圖則的建築符號，只作一般性標誌。

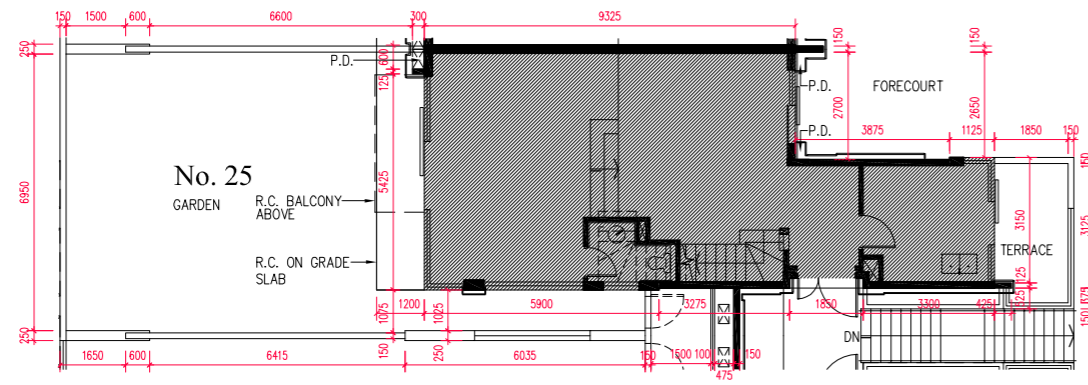
Floor plans of residential properties in the Development 發展項目的住宅物業的樓面平面圖

House Type A2a

A2a 型洋房

Neuchatel Avenue House No.25

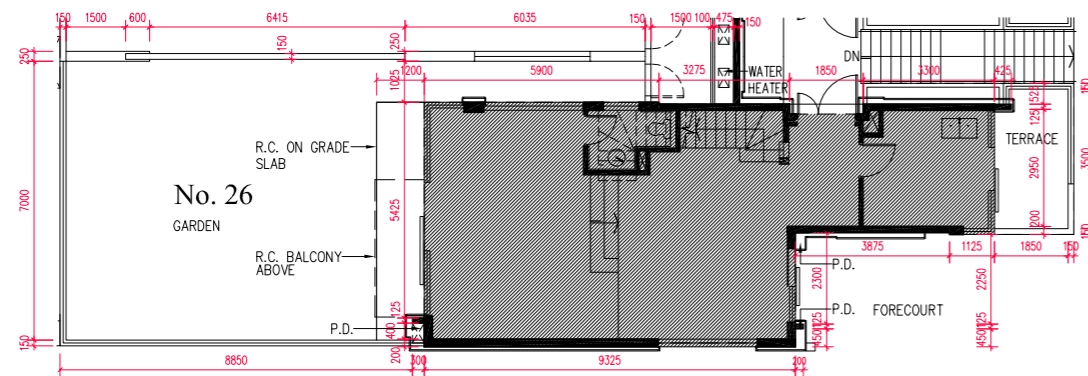
納沙泰爾大道 25 號洋房



First Floor Garden Plan
一樓花園平面圖

Neuchatel Avenue House No.26

納沙泰爾大道 26 號洋房



First Floor Garden Plan
一樓花園平面圖

scale 0 5 10 M(米)
比例

Note:

- The dimensions of Garden floor plans are all structural dimensions in millimeter.
- Please refer to pages AL001 of this sales brochure for legend of the terms and abbreviations and guidance notes in studying the floor plans of this section.
- The above garden floor plans mainly show the dimensions of the gardens of the residential properties, please refer to house floor plans shown on pages AL002~AL240 for the dimensions of the houses.
- Symbols of fittings and fitments shown on the floor plans, such as bathtubs, sink, water closets, shower, sink counter, etc. are architectural symbols retrieved from the latest approved general building plans and for general indication only.

備註:

- 花園平面圖所列之尺寸數字為以毫米標示之建築結構尺寸。
- 請參閱本售樓說明書第AL001頁之圖例及指引以協助解讀此部份的平面圖及其顯示之名稱及簡稱。
- 以上花園平面圖主要顯示住宅物業的花園呎吋，有關洋房的呎吋，請參閱本售樓說明書第AL002頁至AL240頁之圖例及指引以協助解讀此部份的平面圖及其顯示之洋房的呎吋。
- 平面圖上所顯示的形象裝置符號，例如浴缸、洗滌盤、坐廁、花灑、洗滌盤櫃等乃擇自最新的經批准的建築圖則的建築符號，只作一般性標誌。

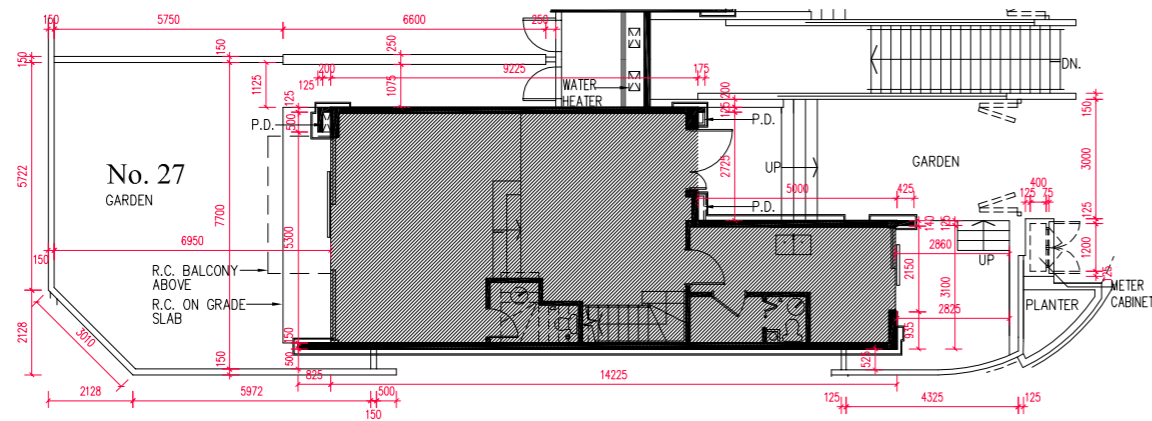
Floor plans of residential properties in the Development 發展項目的住宅物業的樓面平面圖

House Type A2b1

A2b1 型洋房

Gallen Boulevard House No. 27

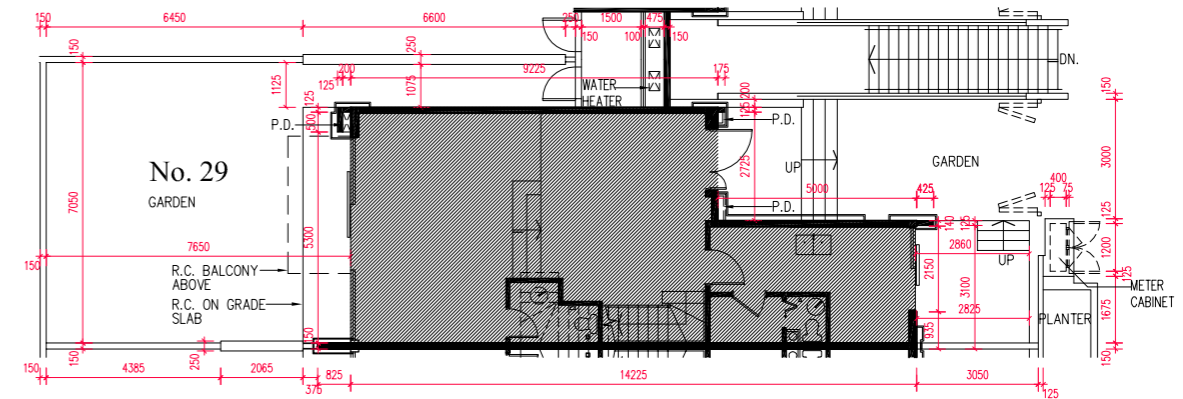
加倫大道 27 號洋房



Ground Floor Garden Plan
地下層花園平面圖

Gallen Boulevard House No. 29

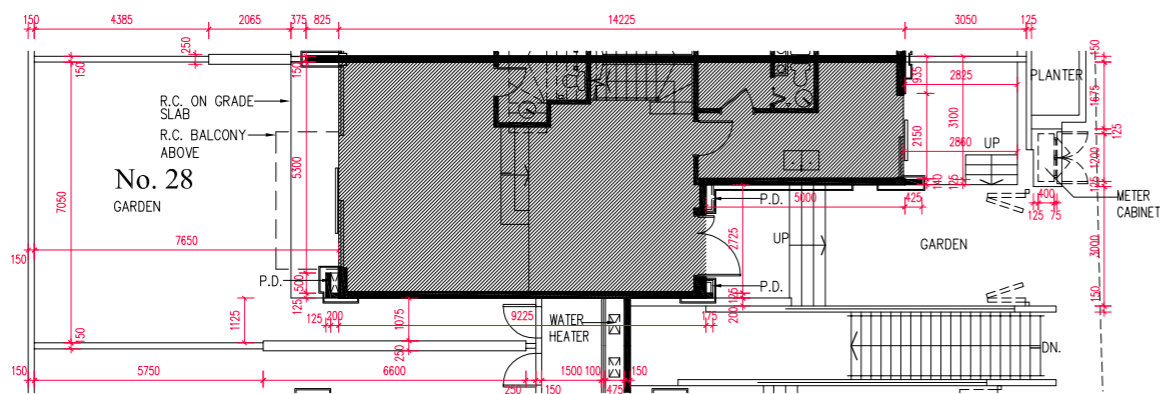
加倫大道 29 號洋房



Ground Floor Garden Plan
地下層花園平面圖

Gallen Boulevard House No. 28

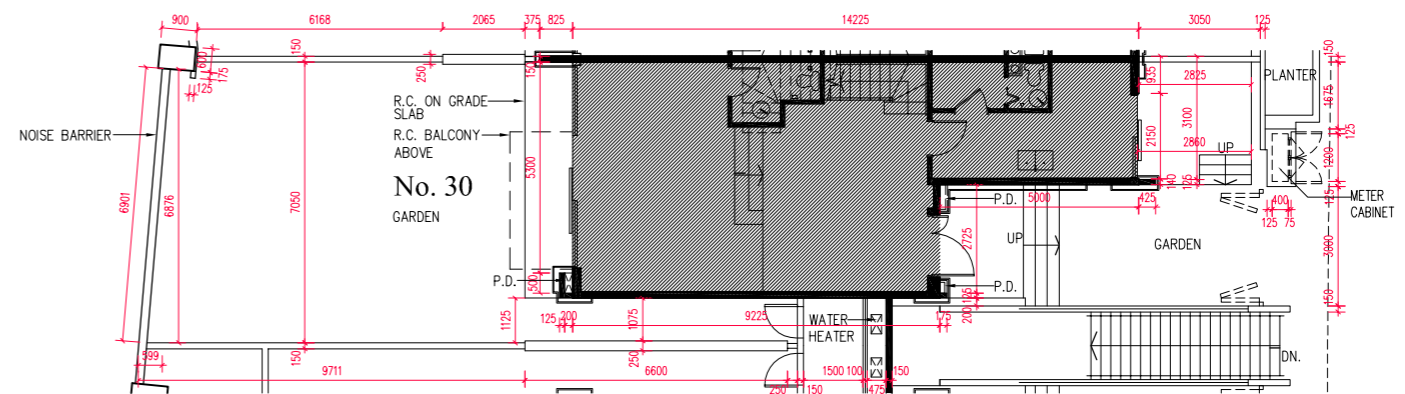
加倫大道 28 號洋房



Ground Floor Garden Plan
地下層花園平面圖

Gallen Boulevard House No. 30

加倫大道 30 號洋房



Ground Floor Garden Plan
地下層花園平面圖

scale 0 5 10 M(米)
比例 0 5 10 M(米)

Note:

- The dimensions of Garden floor plans are all structural dimensions in millimeter.
- Please refer to pages AL001 of this sales brochure for legend of the terms and abbreviations and guidance notes in studying the floor plans of this section.
- The above garden floor plans mainly show the dimensions of the gardens of the residential properties, please refer to house floor plans shown on pages AL002~AL240 for the dimensions of the houses.
- Symbols of fittings and fitments shown on the floor plans, such as bathtubs, sink, water closets, shower, sink counter, etc. are architectural symbols retrieved from the latest approved general building plans and for general indication only.

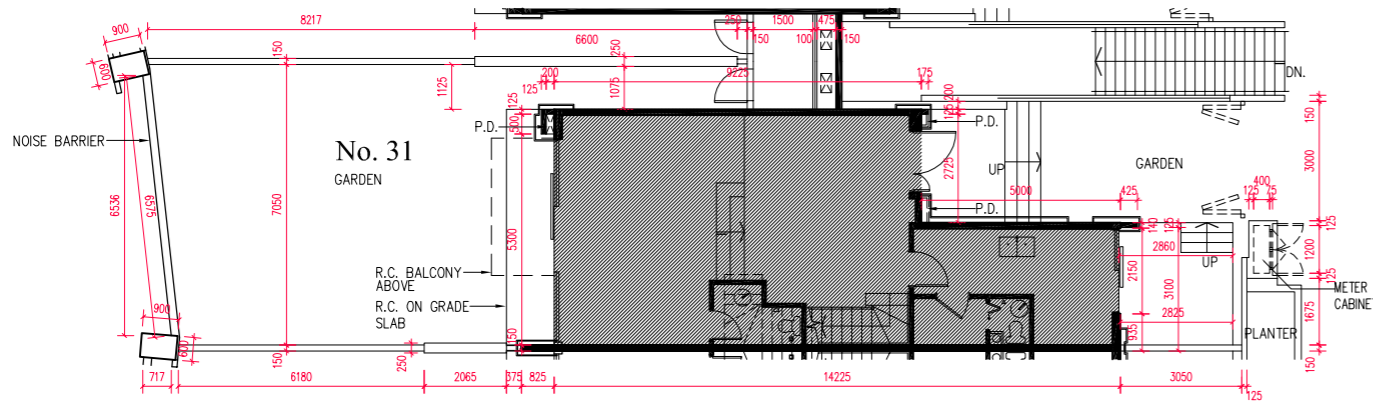
備註:

- 花園平面圖所列之尺寸數字為以毫米標示之建築結構尺寸。
- 請參閱本售樓說明書第AL001頁之圖例及指引以協助解讀此部份的平面圖及其顯示之名稱及簡稱。
- 以上花園平面圖主要顯示住宅物業的花園呎吋，有關洋房的呎吋，請參閱本售樓說明書第AL002頁至AL240頁之圖例及指引以協助解讀此部份的平面圖及其顯示之洋房的呎吋。
- 平面圖上所顯示的形象裝置符號，例如浴缸、洗滌盤、坐廁、花灑、洗滌盤櫃等乃擇自最新的經批准的建築圖則的建築符號，只作一般性標誌。

Floor plans of residential properties in the Development 發展項目的住宅物業的樓面平面圖

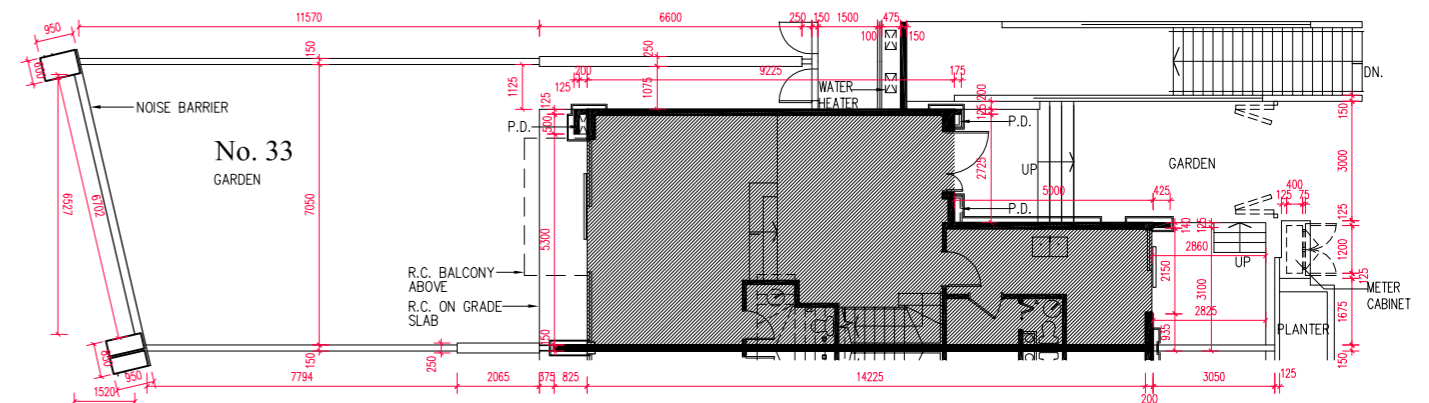
House Type A2b1 A2b1 型洋房

Gallen Boulevard House No. 31 加倫大道 31 號洋房



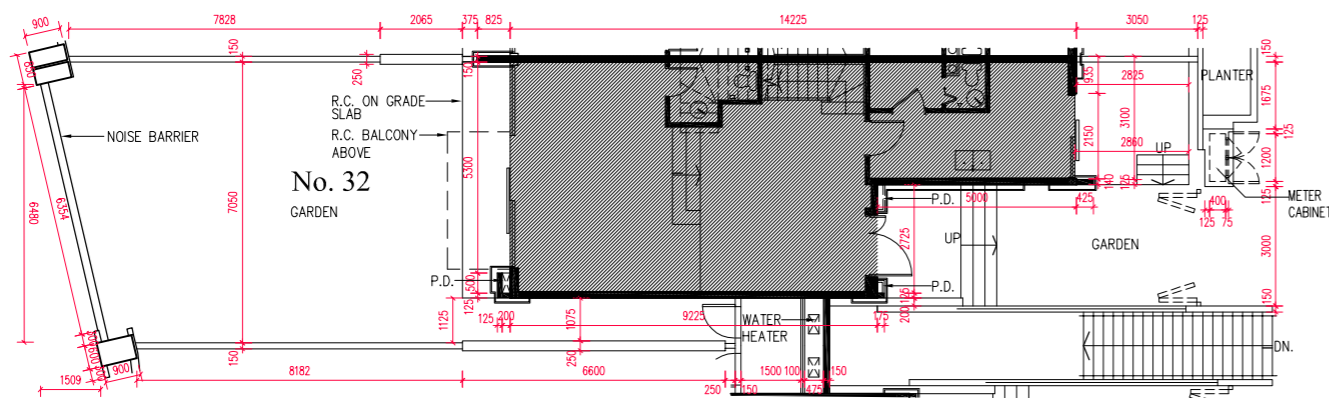
Ground Floor Garden Plan
地下層花園平面圖

Gallen Boulevard House No. 33 加倫大道 33 號洋房



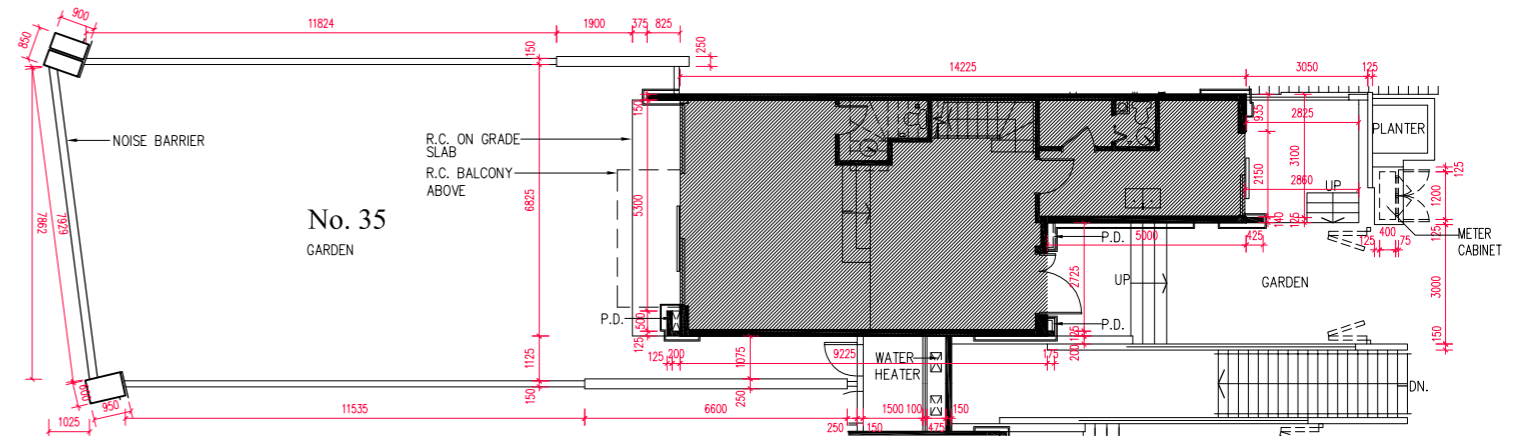
Ground Floor Garden Plan
地下層花園平面圖

Gallen Boulevard House No. 32 加倫大道 32 號洋房



Ground Floor Garden Plan
地下層花園平面圖

Gallen Boulevard House No. 35 加倫大道 35 號洋房



Ground Floor Garden Plan
地下層花園平面圖

scale 0 5 10 M(米)
比例 0 5 10 M(米)

Note:

- The dimensions of Garden floor plans are all structural dimensions in millimeter.
- Please refer to pages AL001 of this sales brochure for legend of the terms and abbreviations and guidance notes in studying the floor plans of this section.
- The above garden floor plans mainly show the dimensions of the gardens of the residential properties, please refer to house floor plans shown on pages AL002~AL240 for the dimensions of the houses.
- Symbols of fittings and fitments shown on the floor plans, such as bathtubs, sink, water closets, shower, sink counter, etc. are architectural symbols retrieved from the latest approved general building plans and for general indication only.

備註:

- 花園平面圖所列之尺寸數字為以毫米標示之建築結構尺寸。
- 請參閱本售樓說明書第AL001頁之圖例及指引以協助解讀此部份的平面圖及其顯示之名稱及簡稱。
- 以上花園平面圖主要顯示住宅物業的花園呎吋，有關洋房的呎吋，請參閱本售樓說明書第AL002頁至AL240頁之圖例及指引以協助解讀此部份的平面圖及其顯示之洋房的呎吋。
- 平面圖上所顯示的形象裝置符號，例如浴缸、洗滌盤、坐廁、花灑、洗滌盤櫃等乃擇自最新的經批准的建築圖則的建築符號，只作一般性標誌。