

MARINELLA

深灣 9 號

售樓說明書 Sales Brochure

您在購置一手住宅物業之前，應留意下列事項：

## 適用於所有一手住宅物業

### 1. 重要資訊

- 瀏覽一手住宅物業銷售資訊網(下稱「銷售資訊網」)(網址：[www.srp.gov.hk](http://www.srp.gov.hk))，參考「銷售資訊網」內有關一手住宅物業的市場資料。
- 閱覽賣方就該發展項目所指定的互聯網網站內的有關資訊，包括售樓說明書、價單、載有銷售安排的文件，及成交紀錄冊。
- 發展項目的售樓說明書，會在該項目的出售日期前最少七日向公眾發布，而有關價單和銷售安排，亦會在該項目的出售日期前最少三日公布。
- 在賣方就有關發展項目所指定的互聯網網站，以及「銷售資訊網」內，均載有有關物業成交資料的成交紀錄冊，以供查閱。

### 2. 費用、按揭貸款和樓價

- 計算置業總開支，包括律師費、按揭費用、保險費，以及印花稅。
- 向銀行查詢可否取得所需的按揭貸款，然後選擇合適的還款方式，並小心計算按揭貸款金額，以確保貸款額沒有超出本身的負擔能力。
- 查閱同類物業最近的成交價格，以作比較。
- 向賣方或地產代理瞭解，您須付予賣方或該發展項目的管理人的預計的管理費、管理費上期金額(如有)、特別基金金額(如有)、補還的水、電力及氣體按金(如有)、以及/或清理廢料的費用(如有)。

### 3. 價單、支付條款，以及其他財務優惠

- 賣方未必會把價單所涵蓋的住宅物業悉數推售，因此應留意有關的銷售安排，以了解賣方會推售的住宅物業為何。賣方會在有關住宅物業推售日期前最少三日公布銷售安排。
- 留意價單所載列的支付條款。倘買家可就購置有關住宅物業而連帶獲得價格折扣、贈品，或任何財務優惠或利益，上述資訊亦會在價單內列明。

- 如您擬選用由賣方指定的財務機構提供的各類按揭貸款計劃，在簽訂臨時買賣合約前，應先細閱有關價單內列出的按揭貸款計劃資料<sup>1</sup>。如就該些按揭貸款計劃的詳情有任何疑問，應在簽訂臨時買賣合約前，直接向有關財務機構查詢。

### 4. 物業的面積及四周環境

- 留意載於售樓說明書和價單內的物業面積資料，以及載於價單內的每平方呎/每平方米售價。根據《一手住宅物業銷售條例》(第621章)(下稱「條例」)，賣方只可以實用面積表達住宅物業的面積和每平方呎及平方米的售價。就住宅物業而言，實用面積指該住宅物業的樓面面積，包括在構成該物業的一部分的範圍內的以下每一項目的樓面面積：(i) 露台；(ii) 工作平台；以及(iii) 陽台。實用面積並不包括空調機房、窗台、閣樓、平台、花園、停車位、天台、梯屋、前庭或庭院的每一項目的面積，即使該些項目構成該物業的一部分的範圍。
- 售樓說明書必須顯示發展項目中所有住宅物業的樓面平面圖。在售樓說明書所載有關發展項目中住宅物業的每一份樓面平面圖，均須述明每個住宅物業的外部 and 內部尺寸<sup>2</sup>。售樓說明書所提供有關住宅物業外部和內部的尺寸，不會把批盪和裝飾物料包括在內。買家收樓前如欲購置家具，應留意這點。
- 親臨發展項目的所在地實地視察，以了解有關物業的四周環境(包括交通和社區設施)；亦應查詢有否任何城市規劃方案和議決，會對有關的物業造成影響；參閱載於售樓說明書內的位置圖、鳥瞰照片、分區計劃大綱圖，以及橫截面圖。

### 5. 售樓說明書

- 確保所取得的售樓說明書屬最新版本。根據條例，提供予公眾的售樓說明書必須是在之前的三個月之內印製或檢視、或檢視及修改。
- 閱覽售樓說明書，並須特別留意以下資訊：

- 售樓說明書內有否關於「有關資料」的部分，列出賣方知悉但並非為一般公眾人士所知悉，關於相當可能對享有有關住宅物業造成重大影響的事宜的資料。請注意，已在土地註冊處註冊的文件，其內容不會被視為「有關資料」；
- 橫截面圖會顯示有關建築物相對毗連該建築物的每條街道的橫截面，以及每條上述街道與已知基準面和該建築物最低的一層住宅樓層的水平相對的水平。橫截面圖能以圖解形式，顯示出建築物最低一層住宅樓層和街道水平的高低差距，不論該最低住宅樓層以何種方式命名；
- 室內和外部的裝置、裝修物料和設備；
- 管理費按甚麼基準分擔；
- 小業主有否責任或需要分擔管理、營運或維持有關發展項目以內或以外的公眾休憩用地或公共設施的開支，以及有關公眾休憩用地或公共設施的位置；以及
- 小業主是否須要負責維修斜坡。

### 6. 政府批地文件和公契

- 閱覽政府批地文件和公契(或公契擬稿)。公契內載有天台和外牆業權等相關資料。賣方會在售樓處提供政府批地文件和公契(或公契擬稿)的複本，供準買家免費閱覽。
- 留意政府批地文件內所訂明小業主是否須要負責支付地稅。
- 留意公契內訂明有關物業內可否飼養動物。

### 7. 售樓處內有關可供揀選住宅物業的資料

- 向賣方查詢清楚有哪些一手住宅物業可供揀選。若賣方在售樓處內展示「消耗表」，您可從該「消耗表」得悉在每個銷售日的銷售進度資料，包括在該個銷售日開始時有哪些住宅物業可供出售，以及在該個銷售日內有哪些住宅物業已獲揀選及售出。
- 切勿隨便相信有關發展項目銷情的傳言，倉卒簽立臨時買賣合約。

### 8. 成交紀錄冊

- 留意發展項目的成交紀錄冊。賣方須於臨時買賣合約訂立後的24小時內，於紀錄冊披露該臨時買賣合約的資料，以及於買賣合約訂立後一個工作天內，披露該買賣合約的資料。您可透過成交紀錄冊得悉發展項目的銷售情況。
- 切勿將賣方接獲用作登記的購樓意向書或本票的數目視為銷情指標。發展項目的成交紀錄冊才是讓公眾掌握發展項目每日銷售情況的最可靠資料來源。

### 9. 買賣合約

- 確保臨時買賣合約和買賣合約包含條例所規定的強制性條文。
- 留意有關物業買賣交易所包括的裝置、裝修物料和設備，須在臨時買賣合約和買賣合約上列明。
- 留意夾附於買賣合約的圖則。該圖則會顯示所有賣方售予您的物業面積，而該面積通常較該物業的實用面積為大。
- 訂立臨時買賣合約時，您須向擁有人(即賣方)支付樓價**5%**的臨時訂金。
- 如您在訂立臨時買賣合約後**五個工作日**(工作日指並非公眾假日、星期六、黑色暴雨警告日或烈風警告日的日子)之內，沒有簽立買賣合約，該臨時買賣合約即告終止，有關臨時訂金(即樓價的5%)會被沒收，而擁有人(即賣方)不得因您沒有簽立買賣合約而對您提出進一步申索。
- 在訂立臨時買賣合約後的五個工作日之內，倘您簽立買賣合約，則擁有人(即賣方)必須在訂立該臨時買賣合約後的八個工作日之內簽立買賣合約。
- 有關的訂金，應付予負責為所涉物業擔任保證金保存人的律師事務所。

### 10. 表達購樓意向

- 留意在賣方(包括其獲授權代表)就有關住宅物業向公眾提供價單前，賣方不得尋求或接納任何對有關住宅物業的購樓意向(不論是否屬明確選擇購樓意向)。因此您不應向賣方或其授權代表提出有關意向。

<sup>1</sup> 按揭貸款計劃的資料包括有關按揭貸款計劃對借款人的最低收入的要求、就第一按揭連同第二按揭可獲得的按揭貸款金額上限、最長還款年期、整個還款期內的按揭利率變化，以及申請人須繳付的手續費。

<sup>2</sup> 根據條例附表1第1部第10(2)(d)條述明，售樓說明書內顯示的發展項目中的住宅物業的每一份樓面平面圖須述明以下各項 —

(i) 每個住宅物業的外部尺寸；(ii) 每個住宅物業的內部尺寸；(iii) 每個住宅物業的內部間隔的厚度；(iv) 每個住宅物業內個別分隔室的外部尺寸。

根據條例附表1第1部第10(3)條，如有關發展項目的經批准的建築圖則，提供條例附表1第1部第10(2)(d)條所規定的資料，樓面平面圖須述明如此規定的該資料。



- 留意在有關住宅物業的銷售開始前，賣方（包括其獲授權代表）不得尋求或接納任何對該物業的有明確選擇購樓意向。因此您不應向賣方或其授權代表提出有關意向。

#### 11. 委託地產代理

- 留意倘賣方委任一個或多於一個地產代理，以協助銷售其發展項目內任何指明住宅物業，該發展項目的價單必須列明在價單印刷日期當日所有獲委任為地產代理的姓名／名稱。
- 您可委託任何地產代理（不一定是賣方所指定的地產代理），以協助您購置發展項目內任何指明住宅物業；您亦可不委託任何地產代理。
- 委託地產代理以物色物業前，您應該 —
  - 了解該地產代理是否只代表您行事。該地產代理若同時代表賣方行事，倘發生利益衝突，未必能夠保障您的最大利益；
  - 了解您須否支付佣金予該地產代理。若須支付，有關的佣金金額和支付日期為何；以及
  - 留意只有持牌地產代理或營業員才可以接受您的委託。如有疑問，應要求該地產代理或營業員出示其「地產代理證」，或瀏覽地產代理監管局的網頁（網址：[www.caa.org.hk](http://www.caa.org.hk)），查閱牌照目錄。

#### 12. 委聘律師

- 考慮自行委聘律師，以保障您的利益。該律師若同時代表賣方行事，倘發生利益衝突，未必能夠保障您的最大利益。
- 比較不同律師的收費。

### 適用於一手未落成住宅物業

#### 13. 預售樓花同意書

- 洽購地政總署「預售樓花同意方案」下的未落成住宅物業時，應向賣方確認地政總署是否已就該發展項目批出「預售樓花同意書」。

#### 14. 示範單位

- 賣方不一定須設置示範單位供準買家或公眾參觀，但賣方如為某指明住宅物業設置示範單位，必須首先設置該住宅物業的無改動示範單位，才可設置該住宅物業的經改動示範單位，並可以就該住宅物業設置多於一個經改動示範單位。

- 參觀示範單位時，務必視察無改動示範單位，以便與經改動示範單位作出比較。然而，條例並沒有限制賣方安排參觀無改動示範單位及經改動示範單位的先後次序。
- 賣方設置示範單位供公眾參觀時，應已提供有關發展項目的售樓說明書。因此，緊記先行索取售樓說明書，以便在參觀示範單位時參閱相關資料。
- 您可以在無改動示範單位及經改動示範單位中進行量度，並在無改動示範單位內拍照或拍攝影片，惟在確保示範單位參觀者人身安全的前提下，賣方可能會設定合理的限制。

### 適用於一手未落成住宅物業及尚待符合條件的已落成住宅物業

#### 15. 預計關鍵日期及收樓日期

- 查閱售樓說明書中有關發展項目的預計關鍵日期<sup>3</sup>。
  - 售樓說明書中有關發展項目的預計關鍵日期並不同買家的「收樓日期」。買家的「收樓日期」必定較發展項目的預計關鍵日期遲。
- 收樓日期
  - 條例規定買賣合約須載有強制性條文，列明賣方須於買賣合約內列出的預計關鍵日期後的14日內，以書面為發展項目申請佔用文件、合格證明書，或地政總署署長的轉讓同意（視屬何種情況而定）。
  - 如發展項目屬地政總署預售樓花同意方案所規管，賣方須在合格證明書或地政總署署長的轉讓同意發出後的一個月內（以較早者為準），就賣方有能力有效地轉讓有關物業一事，以書面通知買家；或
  - 如發展項目並非屬地政總署預售樓花同意方案所規管，賣方須在佔用文件（包括佔用許可證）發出後的六個月內，就賣方有能力有效地轉讓有關物業一事，以書面通知買家。
- 條例規定買賣合約須載有強制性條文，列明有關物業的買賣須於賣方發出上述通知的日期的14日內完成。有關物業的買賣完成後，賣方將安排買家收樓事宜。

- 認可人士可批予在預計關鍵日期之後完成發展項目
  - 條例規定買賣合約須載有強制性條文，列明發展項目的認可人士可以在顧及純粹由以下一個或多於一個原因所導致的延遲後，批予在預計關鍵日期之後，完成發展項目：
    - 工人罷工或封閉工地；
    - 暴動或內亂；
    - 不可抗力或天災；
    - 火警或其他賣方所不能控制的意外；
    - 戰爭；或
    - 惡劣天氣。
  - 發展項目的認可人士可以按情況，多於一次批予延後預計關鍵日期以完成發展項目，即收樓日期可能延遲。
  - 條例規定買賣合約須載有強制性條文，列明賣方須於認可人士批予延期後的14日內，向買家提供有關延期證明書的文本。
- 如對收樓日期有任何疑問，可向賣方查詢。

### 適用於一手已落成住宅物業

#### 16. 賣方資料表格

- 確保取得最近三個月內印製有關您擬購買的一手已落成住宅物業的「賣方資料表格」。

#### 17. 參觀物業

- 購置住宅物業前，確保已獲安排參觀您打算購置的住宅物業。倘參觀有關物業並非合理地切實可行，則應參觀與有關物業相若的物業，除非您以書面同意賣方無須開放與有關物業相若的物業供您參觀。您應仔細考慮，然後才決定是否簽署豁免上述規定的書面同意。
- 除非有關物業根據租約持有，或為確保物業參觀者的人身安全而須設定合理限制，您可以對該物業進行量度、拍照或拍攝影片。

任何與賣方銷售受條例所規管的一手住宅物業有關的投訴和查詢，請與一手住宅物業銷售監管局聯絡。

網址：[www.srpa.gov.hk](http://www.srpa.gov.hk)  
電話：2817 3313  
電郵：[enquiry\\_srpa@hd.gov.hk](mailto:enquiry_srpa@hd.gov.hk)  
傳真：2219 2220

其他相關聯絡資料：

消費者委員會
網址： <a href="http://www.consumer.org.hk">www.consumer.org.hk</a>
電話：2929 2222
電郵： <a href="mailto:cc@consumer.org.hk">cc@consumer.org.hk</a>
傳真：2856 3611

地產代理監管局
網址： <a href="http://www.caa.org.hk">www.caa.org.hk</a>
電話：2111 2777
電郵： <a href="mailto:enquiry@caa.org.hk">enquiry@caa.org.hk</a>
傳真：2598 9596

香港地產建設商會
電話：2826 0111
傳真：2845 2521

運輸及房屋局  
一手住宅物業銷售監管局  
2017年8月

<sup>3</sup> 一般而言，「關鍵日期」指該項目符合批地文件的條件的日期，或該項目在遵照經批准的建築圖則的情況下或按照豁免證明書的發出的條件在各方面均屬完成的日期。有關詳情請參閱條例第2條。

You are advised to take the following steps before purchasing first-hand residential properties.

## For all first-hand residential properties

### 1. Important information

- Make reference to the materials available on the Sales of First-hand Residential Properties Electronic Platform (SRPE) ([www.srpe.gov.hk](http://www.srpe.gov.hk)) on the first-hand residential property market.
- Study the information on the website designated by the vendor for the development, including the sales brochure, price lists, documents containing the sales arrangements, and the register of transactions of a development.
- Sales brochure for a development will be made available to the general public at least 7 days immediately before a date of sale while price list and sales arrangements will be made available at least 3 days immediately before the date of sale.
- Information on transactions can be found on the register of transactions on the website designated by the vendor for the development and the SRPE.

### 2. Fees, mortgage loan and property price

- Calculate the total expenses of the purchase, such as solicitors' fees, mortgage charges, insurance fees and stamp duties.
- Check with banks to find out if you will be able to obtain the needed mortgage loan, select the appropriate payment method and calculate the amount of the mortgage loan to ensure it is within your repayment ability.
- Check recent transaction prices of comparable properties for comparison.
- Check with the vendor or the estate agent the estimated management fee, the amount of management fee payable in advance (if any), special fund payable (if any), the amount of reimbursement of the deposits for water, electricity and gas (if any), and/or the amount of debris removal fee (if any) you have to pay to the vendor or the manager of the development.

### 3. Price list, payment terms and other financial incentives

- Vendors may not offer to sell all the residential properties that are covered in a price list. To know which residential properties the vendors may offer to sell, pay attention to the sales arrangements which will be announced by the vendors at least 3 days before the relevant residential properties are offered to be sold.
- Pay attention to the terms of payment as set out in a price list. If there are discounts on the price, gift, or any financial advantage or benefit to be made

available in connection with the purchase of the residential properties, such information will also be set out in the price list.

- If you intend to opt for any mortgage loan plans offered by financial institutions specified by the vendor, before entering into a preliminary agreement for sale and purchase (PASP), you must study the details of various mortgage loan plans<sup>1</sup> as set out in the price list concerned. If you have any questions about these mortgage loan plans, you should check with the financial institutions concerned direct before entering into a PASP.

### 4. Property area and its surroundings

- Pay attention to the area information in the sales brochure and price list, and price per square foot/ metre in the price list. According to the Residential Properties (First-hand Sales) Ordinance (Cap. 621) (the Ordinance), vendors can only present the area and price per square foot and per square metre of a residential property using saleable area. Saleable area, in relation to a residential property, means the floor area of the residential property, and includes the floor area of every one of the following to the extent that it forms part of the residential property - (i) a balcony; (ii) a utility platform; and (iii) a verandah. The saleable area excludes the area of the following which forms part of the residential property - air-conditioning plant room; bay window; cockloft; flat roof; garden; parking space; roof; stairhood; terrace and yard.
- Floor plans of all residential properties in the development have to be shown in the sales brochure. In a sales brochure, floor plans of residential properties in the development must state the external and internal dimensions of each residential property<sup>2</sup>. The external and internal dimensions of residential properties as provided in the sales brochure exclude plaster and finishes. You are advised to note this if you want to buy furniture before handing over of the residential property.
- Visit the development site and get to know the surroundings of the property (including transportation and community facilities). Check town planning proposals and decisions which may affect the property. Take a look at the location plan, aerial photograph, outline zoning plan and cross-section plan that are provided in the sales brochure.

### 5. Sales brochure

- Ensure that the sales brochure you have obtained is the latest version. According to the Ordinance, the sales brochure made available to the public should be printed or examined, or examined and revised within the previous 3 months.
- Read through the sales brochure and in particular, check the following information in the sales brochure -

- ▶ whether there is a section on “relevant information” in the sales brochure, under which information on any matter that is known to the vendor but is not known to the general public, and is likely to materially affect the enjoyment of a residential property will be set out. Please note that information contained in a document that has been registered with the Land Registry will not be regarded as “relevant information”;
- ▶ the cross-section plan showing a cross-section of the building in relation to every street adjacent to the building, and the level of every such street in relation to a known datum and to the level of the lowest residential floor of the building. This will help you visualize the difference in height between the lowest residential floor of a building and the street level, regardless of how that lowest residential floor is named;
- ▶ interior and exterior fittings and finishes and appliances;
- ▶ the basis on which management fees are shared;
- ▶ whether individual owners have obligations or need to share the expenses for managing, operating and maintaining the public open space or public facilities inside or outside the development, and the location of the public open space or public facilities; and
- ▶ whether individual owners have responsibility to maintain slopes.

### 6. Government land grant and deed of mutual covenant (DMC)

- Read the Government land grant and the DMC (or the draft DMC). Information such as ownership of the rooftop and external walls can be found in the DMC. The vendor will provide copies of the Government land grant and the DMC (or the draft DMC) at the place where the sale is to take place for free inspection by prospective purchasers.
- Check the Government land grant on whether individual owners are liable to pay Government rent.
- Check the DMC on whether animals can be kept in the residential property.

### 7. Information on Availability of Residential Properties for Selection at Sales Office

- Check with the vendor which residential properties are available for selection. If a “consumption table” is displayed by the vendor at the sales office, you may check from the table information on the progress of sale on a date of sale, including which residential properties are offered for sale at the beginning of that date of sale and which of them have been selected and sold during that date of sale.
- Do not believe in rumours about the sales condition

of the development and enter into a PASP rashly.

### 8. Register of Transactions

- Pay attention to the register of transactions for a development. A vendor must, within 24 hours after entering into a PASP with a purchaser, enter transaction information of the PASP in the register of transactions. The vendor must, within 1 working day after entering into an agreement for sale and purchase (ASP), enter transaction information of the ASP in the register of transactions. Check the register of transactions for the concerned development to learn more about the sales condition of the development.
- Never take the number of registrations of intent or cashier orders a vendor has received for the purpose of registration as an indicator of the sales volume of a development. The register of transactions for a development is the most reliable source of information from which members of the public can grasp the daily sales condition of the development.

### 9. Agreement for sale and purchase

- Ensure that the PASP and ASP include the mandatory provisions as required by the Ordinance.
- Pay attention that fittings, finishes and appliances to be included in the sale and purchase of the property are inserted in the PASP and ASP.
- Pay attention to the area plan annexed to the ASP which shows the total area which the vendor is selling to you. The total area which the vendor is selling to you is normally greater than the saleable area of the property.
- A preliminary deposit of **5%** of the purchase price is payable by you to the owner (i.e. the seller) on entering into a PASP.
- If you do not execute the ASP within **5 working days** (working day means a day that is not a general holiday or a Saturday or a black rainstorm warning day or gale warning day) after entering into the PASP, the PASP is terminated, the preliminary deposit (i.e. 5% of the purchase price) is forfeited, and the owner (i.e. the seller) does not have any further claim against you for not executing the ASP.
- If you execute the ASP within 5 working days after the signing of the PASP, the owner (i.e. the seller) must execute the ASP within 8 working days after entering into the PASP.
- The deposit should be made payable to the solicitors' firm responsible for stakeholding purchasers' payments for the property.

### 10. Expression of intent of purchasing a residential property

- Note that vendors (including their authorized representative(s)) should not seek or accept any

<sup>1</sup> The details of various mortgage loan plans include the requirements for mortgagors on minimum income level, the loan limit under the first mortgage and second mortgage, the maximum loan repayment period, the change of mortgage interest rate throughout the entire repayment period, and the payment of administrative fees.

<sup>2</sup> According to section 10(2)(d) in Part 1 of Schedule 1 to the Ordinance, each of the floor plans of the residential properties in the development in the sales brochure must state the following—  
(i) the external dimensions of each residential property; (ii) the internal dimensions of each residential property; (iii) the thickness of the internal partitions of each residential property; (iv) the external dimensions of individual compartments in each residential property.  
According to section 10(3) in Part 1 of Schedule 1 to the Ordinance, if any information required by section 10(2)(d) in Part 1 of Schedule 1 to the Ordinance is provided in the approved building plans for the development, a floor plan must state the information as so provided.

specific or general expression of intent of purchasing any residential property before the relevant price lists for such properties are made available to the public. You therefore should not make such an offer to the vendors or their authorized representative(s).

- Note that vendors (including their authorized representative(s)) should not seek or accept any specific expression of intent of purchasing a particular residential property before the sale of the property has commenced. You therefore should not make such an offer to the vendors or their authorized representative(s).

#### 11. Appointment of estate agent

- Note that if the vendor has appointed one or more than one estate agents to act in the sale of any specified residential property in the development, the price list for the development must set out the name of all the estate agents so appointed as at the date of printing of the price list.
- You may appoint any estate agent (not necessarily from those estate agency companies appointed by the vendor) to act in the purchase of any specified residential property in the development, and may also not appoint any estate agent to act on your behalf.
- Before you appoint an estate agent to look for a property, you should -
  - ▶ find out whether the agent will act on your behalf only. If the agent also acts for the vendor, he/she may not be able to protect your best interests in the event of a conflict of interest;
  - ▶ find out whether any commission is payable by you to the estate agent and, if so, its amount and the time of payment; and
  - ▶ note that only licensed estate agents or salespersons may accept your appointment. If in doubt, you should request the estate agent or salesperson to produce his/her Estate Agent Card, or check the Licence List on the Estate Agents Authority website: [www.eaa.org.hk](http://www.eaa.org.hk).

#### 12. Appointment of solicitor

- Consider appointing your own solicitor to protect your interests. If the solicitor also acts for the vendor, he/she may not be able to protect your best interests in the event of a conflict of interest.
- Compare the charges of different solicitors.

### For first-hand uncompleted residential properties

#### 13. Pre-sale Consent

- For uncompleted residential property under the Lands Department Consent Scheme, seek confirmation from the vendor whether the “Pre-sale Consent” has been issued by the Lands Department for the development.

#### 14. Show flats

- While the vendor is not required to make any show

flat available for viewing by prospective purchasers or the general public, if the vendor wishes to make available show flats of a specified residential property, the vendor must first of all make available an unmodified show flat of that residential property and that, having made available such unmodified show flat, the vendor may then make available a modified show flat of that residential property. In this connection, the vendor is allowed to make available more than one modified show flat of that residential property.

- If you visit the show flats, you should always look at the unmodified show flats for comparison with the modified show flats. That said, the Ordinance does not restrict the discretion of the vendor in arranging the sequence of the viewing of unmodified and modified show flats.
- Sales brochure of the development should have been made available to the public when the show flat is made available for viewing. You are advised to get a copy of the sales brochure and make reference to it when viewing the show flats.
- You may take measurements in modified and unmodified show flats, and take photographs or make video recordings of unmodified show flats, subject to reasonable restriction(s) which may be set by the vendor for ensuring safety of the persons viewing the show flat.

### For first-hand uncompleted residential properties and completed residential properties pending compliance

#### 15. Estimated material date and handing over date

- Check the estimated material date<sup>3</sup> for the development in the sales brochure.
  - ▶ The estimated material date for a development in the sales brochure is not the same as the date on which a residential property is handed over to purchaser. The latter is inevitably later than the former.
- Handing over date
  - ▶ The mandatory provisions to be incorporated in an ASP as required by the Ordinance include a provision requiring the vendor to apply in writing for an Occupation Document/ a Certificate of Compliance or the Director of Lands’ Consent to Assign (as the case may be) in respect of the development within 14 days after the estimated material date as stipulated in the ASP.
  - For development subject to the Lands Department Consent Scheme, the vendor is required to notify the purchaser in writing that the vendor is in a position validly to assign the property within one month after the issue of the Certificate of Compliance or the Consent to Assign, whichever first happens; or
  - For development not subject to the Lands Department Consent Scheme, the vendor is required to notify the purchaser in writing that

the vendor is in a position validly to assign the property within 6 months after the issue of the Occupation Document including Occupation Permit.

- ▶ The mandatory provisions to be incorporated in an ASP as required by the Ordinance include a provision requiring completion of the sale and purchase within 14 days after the date of the notification aforesaid. Upon completion, the vendor shall arrange handover of the property to the purchaser.
- Authorized Person (AP) may grant extension(s) of time for completion of the development beyond the estimated material date.
  - ▶ The mandatory provisions to be incorporated in an ASP as required by the Ordinance include a provision that the AP of a development may grant an extension of time for completion of the development beyond the estimated material date having regard to delays caused exclusively by any one or more of the following reasons:
    - strike or lock-out of workmen;
    - riots or civil commotion;
    - force majeure or Act of God;
    - fire or other accident beyond the vendor’s control;
    - war; or
    - inclement weather.
  - ▶ The AP may grant more than once such an extension of time depending on the circumstances. That means handover of the property may be delayed.
  - ▶ The mandatory provisions to be incorporated in an ASP as required by the Ordinance also include a provision requiring the vendor to, within 14 days after the issue of an extension of time granted by the AP, furnish the purchaser with a copy of the relevant certificate of extension.
- Ask the vendor if there are any questions on handing over date.

### For first-hand completed residential properties

#### 16. Vendor’s information form

- Ensure that you obtain the “vendor’s information form(s)” printed within the previous 3 months in relation to the residential property/properties you intend to purchase.

#### 17. Viewing of property

- Ensure that, before you purchase a residential property, you are arranged to view the residential property that you would like to purchase or, if it is not reasonably practicable to view the property in question, a comparable property in the development, unless you agree in writing that the vendor is not required to arrange such a comparable property for viewing for you. You are advised to think carefully before signing any waiver.

- You may take measurements, take photographs or make video recordings of the property, unless the property is held under a tenancy or reasonable restriction(s) is/are needed to ensure safety of the persons viewing the property.

For complaints and enquiries relating to the sales of first-hand residential properties by the vendors which the Ordinance applies, please contact the Sales of First-hand Residential Properties Authority -

Website: <a href="http://www.srpa.gov.hk">www.srpa.gov.hk</a>
Telephone: 2817 3313
Email: <a href="mailto:enquiry_srpa@hd.gov.hk">enquiry_srpa@hd.gov.hk</a>
Fax: 2219 2220

Other useful contacts:

<b>Consumer Council</b>
Website: <a href="http://www.consumer.org.hk">www.consumer.org.hk</a>
Telephone: 2929 2222
Email: <a href="mailto:cc@consumer.org.hk">cc@consumer.org.hk</a>
Fax: 2856 3611

<b>Estate Agents Authority</b>
Website: <a href="http://www.eaa.org.hk">www.eaa.org.hk</a>
Telephone: 2111 2777
Email: <a href="mailto:enquiry@eaa.org.hk">enquiry@eaa.org.hk</a>
Fax: 2598 9596

<b>Real Estate Developers Association of Hong Kong</b>
Telephone: 2826 0111
Fax: 2845 2521

Sales of First-hand Residential Properties Authority  
Transport and Housing Bureau  
August 2017

<sup>3</sup> Generally speaking, “material date” means the date on which the conditions of the land grant are complied with in respect of the development, or the date on which the development is completed in all respects in compliance with the approved building plans or the conditions subject to which the certificate of exemption is issued. For details, please refer to section 2 of the Ordinance.



# 發展項目的資料 Information on The Development

發展項目所位於的街道的名稱及由差餉物業估價署署長為識別發展項目的目的而編配的門牌號數：  
惠福道9號

**多單位建築物**  
發展項目包含多於一幢多單位建築物。

**每幢多單位建築物的樓層的總數：**  
第一座至第九座（不設第四座、五和七座），每座均有37層。

**發展項目的經批准的建築圖則所規定的每幢多單位建築物內的樓層號數：**  
每座均有B6至B1樓、G樓、1至3樓、5至12樓、15至23樓、25至33樓、35樓。

**每幢有不依連續次序的樓層號數的多單位建築物內被略去的樓層號數：**  
每幢多單位建築物均不設4樓、13樓、14樓、24樓、34樓。

**每幢多單位建築物內的庇護層：**  
位於各座天台樓層。

**The name of the street at which the Development is situated and the street number allocated by the Commissioner of Rating and Valuation for the purpose of distinguishing the Development:**  
9 Welfare Road

**Multi-unit buildings**  
The Development comprises more than one multi-unit building.

**Total number of storeys of each multi-unit building:**  
Towers 1 to 9 (Towers 4, 5, 7 are omitted), each of which contains 37 storeys.

**The floor numbering in each multi-unit building as provided in the approved building plans for the development:**  
Each of the multi-unit buildings contains B6-B1/F, G/F, 1-3/F, 5-12/F, 15-23/F, 25-33/F, 35/F.

**The omitted floor numbers in each multi-unit building in which the floor numbering is not in consecutive order:**  
Each of the multi-unit buildings does not include 4/F, 13/F, 14/F, 24/F, 34/F.

**Refuge floors of each multi-unit building:**  
Located at roof floor of each tower.



**賣方：**  
天霸國際有限公司

**賣方控權公司：**  
Homeast Limited

**認可人士：**  
何承天太平紳士

**發展項目的認可人士擔任經營人、董事或僱員的商號或法團：**  
王董建築師事務有限公司

**承建商：**  
佳盛建築有限公司

**就發展項目中的住宅物業的出售而代表擁有人行事的律師事務所：**  
貝克·麥堅時律師事務所的近律師行

**已為發展項目的建造提供貸款或已承諾為該項建造提供融資的認可機構：**  
中國銀行（香港）有限公司  
（註：該貸款已全數清還。）

**已為發展項目的建造提供貸款的其他人：**  
澤原有限公司  
會連發展有限公司  
南豐發展有限公司  
豐資源有限公司

**Vendor:**  
Teamer International Limited

**Holding Company of the Vendor:**  
Homeast Limited

**Authorized Person:**  
Ho Sing Tin Beauchamp Edward

**The firm or corporation of which the authorized person of the development is a proprietor, director or employee:**  
Wong Tung & Partners Ltd.

**Building Contractor:**  
Grand Tech Construction Co. Ltd.

**Firms of solicitors acting for the owner in relation to the sale of residential properties in the Development:**  
Baker & McKenzie  
Deacons

**Authorized institution that has made a loan, or has undertaken to provide finance, for the construction of the Development:**  
Bank of China (Hong Kong) Limited  
(Note: the loan has been repaid in full.)

**Other persons who have made a loan for the construction of the development:**  
Wealthy Vision Limited  
King Chance Development Limited  
Nan Fung Development Limited  
Vervain Resources Limited



有參與發展項目的各方的關係 Relationship between parties involved in The Development

不適用

Not applicable



發展項目有非結構的預製外牆及幕牆構成圍封牆的一部份。

每座物業幕牆之厚度範圍為 300 毫米。

There are non-structural prefabricated external walls and curtain walls, forming part of the enclosing walls in the Development.

The thickness of curtain walls of each tower is 300mm.

每座物業非結構的預製外牆的厚度範圍：

The Range of Thickness of the Non-Structural Prefabricated External Walls of Each Tower:

座數 Tower No.	厚度 Thickness (毫米 mm)
第一座 T1	300
第二座 T2	300
第三座 T3	150, 200, 300
第六座 T6	300
第八座 T8	300
第九座 T9	150, 300

非結構的預製外牆面積表（平方米）

Area Schedule of Non-Structural Prefabricated External Walls (sq.m.)

座數 Tower	樓層 Floor	單位 Unit	住宅單位數目 No. of Residential Properties	每個住宅物業的非結構的預製外牆面積 Area of Non- Structural Prefabricated External Walls of each Residential Property	非結構的預製外牆總面積 Total Area of Non- Structural Prefabricated External Walls
Tower 1	3-32/F	B	26	3.647	94.822
	33-35/F	B	1	3.632	3.632
Tower 2	3-32/F	A	26	3.733	97.058
	3-32/F	B	26	3.666	95.316
	33-35/F	A	1	3.600	3.600
	33-35/F	B	1	3.600	3.600
Tower 3	3-32/F	A	26	3.608	93.808
	3-32/F	B	26	3.751	97.526
	33-35/F	A	1	3.600	3.600
	33-35/F	B	1	2.441	2.441
Tower 6	3-32/F	B	26	3.936	102.336
	33-35/F	B	1	3.900	3.900
Tower 8	3-32/F	A	26	3.698	96.148
	3-32/F	B	26	3.675	95.550
	33-35/F	A	1	3.600	3.600
	33-35/F	B	1	3.600	3.600
Tower 9	3-32/F	A	26	3.653	94.978
	3-32/F	B	26	4.396	114.296
	33-35/F	A	1	3.600	3.600
	33-35/F	B	1	2.910	2.910
總數 Total :					1016.321

不設4樓、13樓、14樓、24樓及34樓。  
4/F, 13/F, 14/F, 24/F, 34/F are omitted.



幕牆面積表（平方米）  
Area Schedule of Curtain Walls (sq.m.)

座數 Tower	樓層 Floor	單位 Unit	住宅單位數目 No. of Residential Properties	每個住宅物業的幕牆面積 Area of Curtain Walls of each Residential Property	幕牆總面積 Total Area of Curtain Walls
Tower 1	3-32/F	A	26	9.050	235.300
	3-32/F	B	26	1.304	33.904
	33-35/F	A	1	17.343	17.343
		B	1	7.163	7.163
Tower 2	3-32/F	A	26	1.091	28.366
	3-32/F	B	26	1.283	33.358
	3, 7, 10, 15, 18, 21, 25, 28/F	C	8	2.284	18.272
	31/F	C	1	4.015	4.015
	5, 8, 11, 16, 19, 22, 26, 29/F	C	8	3.242	25.936
	33-35/F	A	1	9.432	9.432
B		1	9.604	9.604	
Tower 3	3-32/F	A	26	0.990	25.740
	3-32/F	B	26	1.013	26.338
	3, 7, 10, 15, 18, 21, 25, 28/F	C	8	2.310	18.480
	31/F	C	1	4.101	4.101
	5, 8, 11, 16, 19, 22, 26, 29/F	C	8	3.321	26.568
	33-35/F	A	1	9.699	9.699
B		1	9.687	9.687	
Tower 6	3-32/F	A	26	8.955	232.830
	3-32/F	B	26	2.068	53.768
	33-35/F	A	1	17.136	17.136
		B	1	7.049	7.049
Tower 8	3-32/F	A	26	0.990	25.740
	3-32/F	B	26	1.020	26.520
	3, 7, 10, 15, 18, 21, 25, 28/F	C	8	2.390	19.120
	31/F	C	1	4.116	4.116
	5, 8, 11, 16, 19, 22, 26, 29/F	C	8	3.287	26.296
	33-35/F	A	1	9.971	9.971
B		1	9.658	9.658	
Tower 9	3-32/F	A	26	1.043	27.118
	3-32/F	B	26	1.087	28.262
	3/F	C	1	2.217	2.217
	31/F	C	1	2.427	2.427
	5-30/F	C	23	1.134	26.082
	33-35/F	A	1	9.622	9.622
B		1	11.805	11.805	
花園洋房單位編號 Garden House Unit No.			住宅單位數目 No. of Residential Properties	每個住宅物業的幕牆面積 Area of Non-Accountable Curtain Walls of each Residential Property	幕牆總面積 Total Area of Non-Accountable Curtain Walls
1			1	8.908	8.908
2			1	3.219	3.219
3			1	2.956	2.956
6			1	5.339	5.339
8			1	3.693	3.693
9			1	3.828	3.828
10			1	2.958	2.958
11			1	2.957	2.957
12			1	2.912	2.912
16			1	3.637	3.637
18			1	3.059	3.059
總數 Total :					1126.509

不設4樓、13樓、14樓、24樓及34樓。  
4/F, 13/F, 14/F, 24/F, 34/F are omitted.



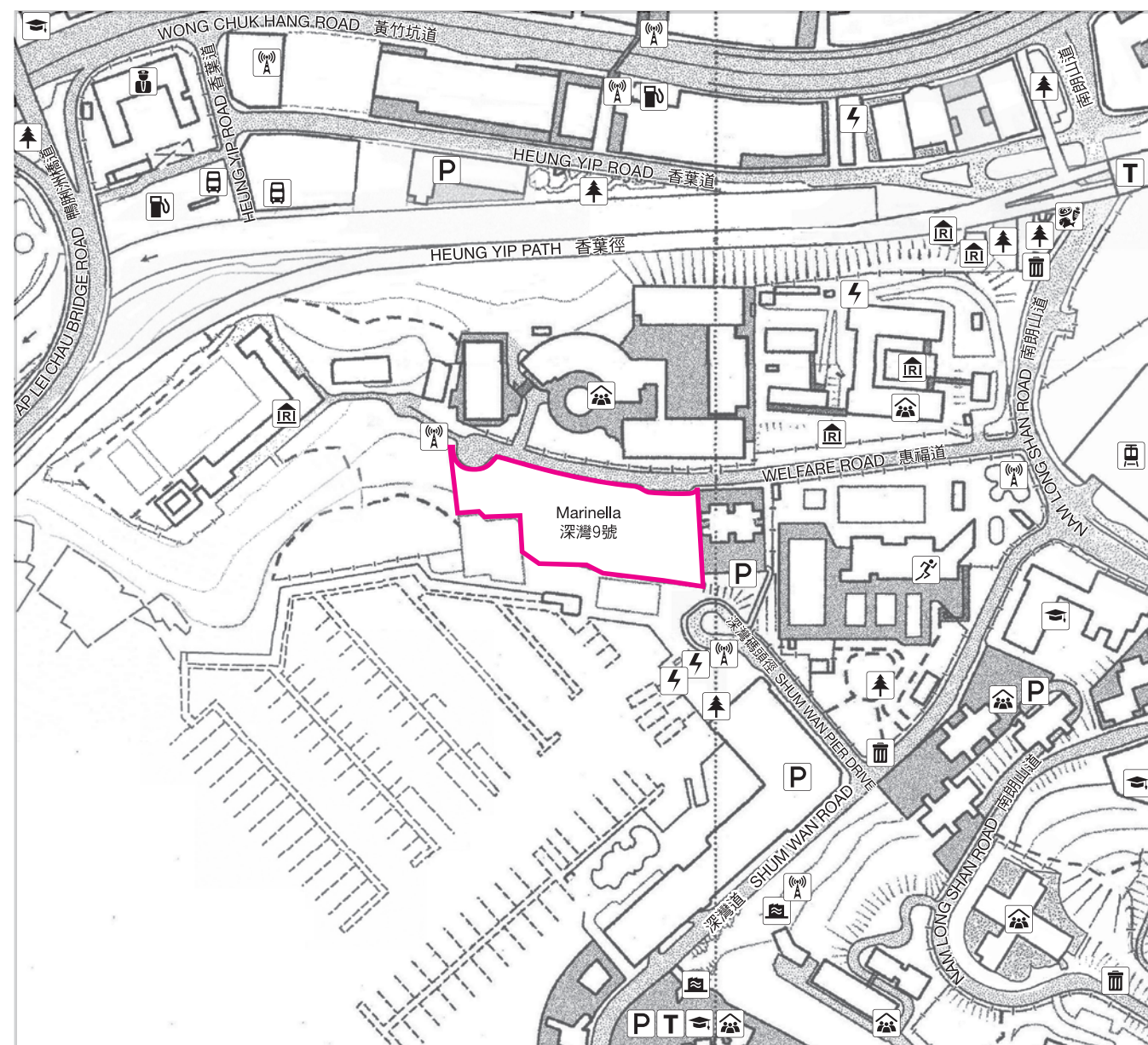
根據已簽立的公契，獲委任為發展項目的管理人為天霸物業管理有限公司。

Teamer Property Management Limited is appointed as the manager of the development under the deed of mutual covenant that has been executed.

# 發展項目的所在位置圖 Location Plan of The Development

以下的位置圖展示此物業發展項目鄰近範圍之顯著環境設施：

The Location plan below shows the communal facilities and prominent environmental features in the vicinity:



## 圖例 Notation

- 巴士車廠  
a bus depot
- 油站  
a petrol filling station
- 污水處理廠及設施  
sewage treatment works and facilities
- 發電廠 (包括電力分站)  
a power plant (including electricity sub-stations)
- 垃圾收集站  
a refuse collection point
- 市場 (包括濕貨市場及批發市場)  
a market (including a wet market and a wholesale market)
- 警署  
a police station
- 公眾停車場 (包括貨車停泊處)  
a public carpark (including a lorry park)
- 公共交通總站 (包括鐵路車站)  
a public transport terminal (including a rail station)
- 公用事業設施裝置  
a public utility installation
- 宗教場所 (包括教堂、廟宇及祠堂)  
a religious institution (including a church, a temple and a Tsz Tong)
- 學校 (包括幼稚園)  
a school (including a kindergarten)
- 社會福利設施 (包括老人中心及弱智人士護理院)  
social welfare facilities (including an elderly centre and a home for the mentally disabled)
- 體育設施 (包括運動場及游泳池)  
sports facilities (including a sports ground and a swimming pool)
- 公園  
a public park
- 鐵路車廠  
a railway depot

發展項目範圍的地界線  
Boundary line of the Development

資料來源：摘錄至測繪圖編號 11-SW-D，修訂於 2017 年 3 月 13 日及 15-NW-B，修訂於 2017 年 2 月 8 日

Source: Extracted from Survey Sheet 11-SW-D (amended on 13 March 2017) and Survey Sheet 15-NW-B (amended on 8 February 2017)

0(米/m) 100 200 300 400 500  
比例尺 SCALE

地圖版權屬香港特區政府，經地政總署准許複印，版權特許編號 19/2017。

The map reproduced with permission of the Director of Lands.

© The Government of Hong Kong SAR. Licence No. 19/2017.

附註：

1. 周圍地區及環境可能會作出修改而有所改變。
2. 賣方亦建議買方到該發展地盤作實地考察，以獲取對該發展項目以及周圍地區的公共設施及環境較佳的了解。
3. 因技術原因 (例如發展項目之形狀)，位置圖所顯示之範圍多於《一手住宅物業銷售條例》所要求。

NOTES:

1. The surrounding areas and environment are subject to change or modification.
2. The Vendor also advises purchasers to conduct on-site visit for a better understanding of the Development, its surrounding environment and the public facilities nearby.
3. Due to technical reasons (such as the shape of the Development), the location plan has shown more than the area required under the Residential Properties (First-hand Sales) Ordinance.



 發展項目  
The Development

摘錄自地政總署測繪處於2017年1月6日在6,000呎飛行高度拍攝之鳥瞰照片，編號為E012104C。

Adopted from part of the aerial photograph taken by the Survey and Mapping Office of Lands Department at a flying height of 6,000 feet, photo No. E012104C, dated 6 January 2017.

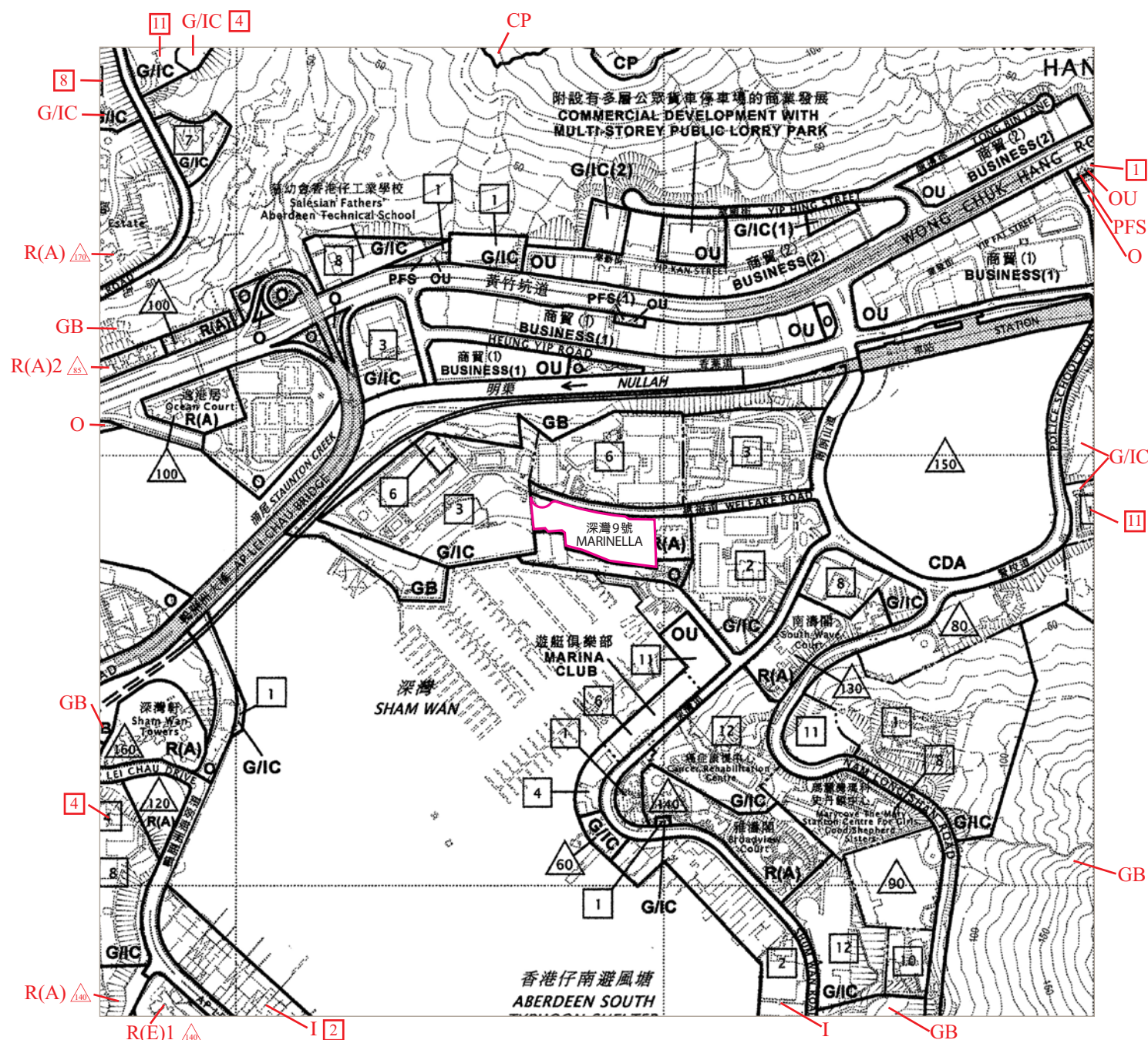
附註：

1. 周圍地區及環境可能會作出修改而有所改變。
2. 賣方亦建議買方到該發展地盤作實地考察，以獲取對該發展項目以及周圍地區的公共設施及環境較佳的了解。
3. 因技術原因（例如發展項目之形狀），鳥瞰照片所顯示之範圍可能多於《一手住宅物業銷售條例》所要求。

NOTES:

1. The surrounding areas and environment are subject to change or modification.
2. The Vendor also advises purchasers to conduct on-site visit for a better understanding of the Development, its surrounding environment and the public facilities nearby.
3. Due to technical reasons (such as the shape of the Development), the aerial photo may show more than the area required under the Residential Properties (First-hand Sales) Ordinance.

關於發展項目的分區計劃大綱圖 Outline Zoning Plan relating to The Development



資料來源：摘錄自香港仔及鴨脷洲分區大綱核准圖編號S/H15/31，憲報公布日期為2017年1月13日  
Source: Extracted from Approved Aberdeen & Ap Lei Chau Outline Zoning Plan No. S/H15/31 gazetted on 13 January 2017

比例尺 SCALE 0(m) 200 400 600 800 1000

圖例 Notation

地帶 Zone

CDA	綜合發展區 Comprehensive Development Area
R(A)	住宅(甲類) Residential (Group A)
R(E)	住宅(戊類) Residential (Group E)
I	工業 Industrial
G/I/C	政府、機構或社區 Government, Institution Or Community
O	休憩用地 Open Space
OU	其他指定用途 Other Specified Uses
GB	綠化地帶 Green Belt
CP	郊野公園 Country Park

交通 Communications

	主要道路及路口 Major Road And Junction
	高架道路 Elevated Road

其他 Miscellaneous

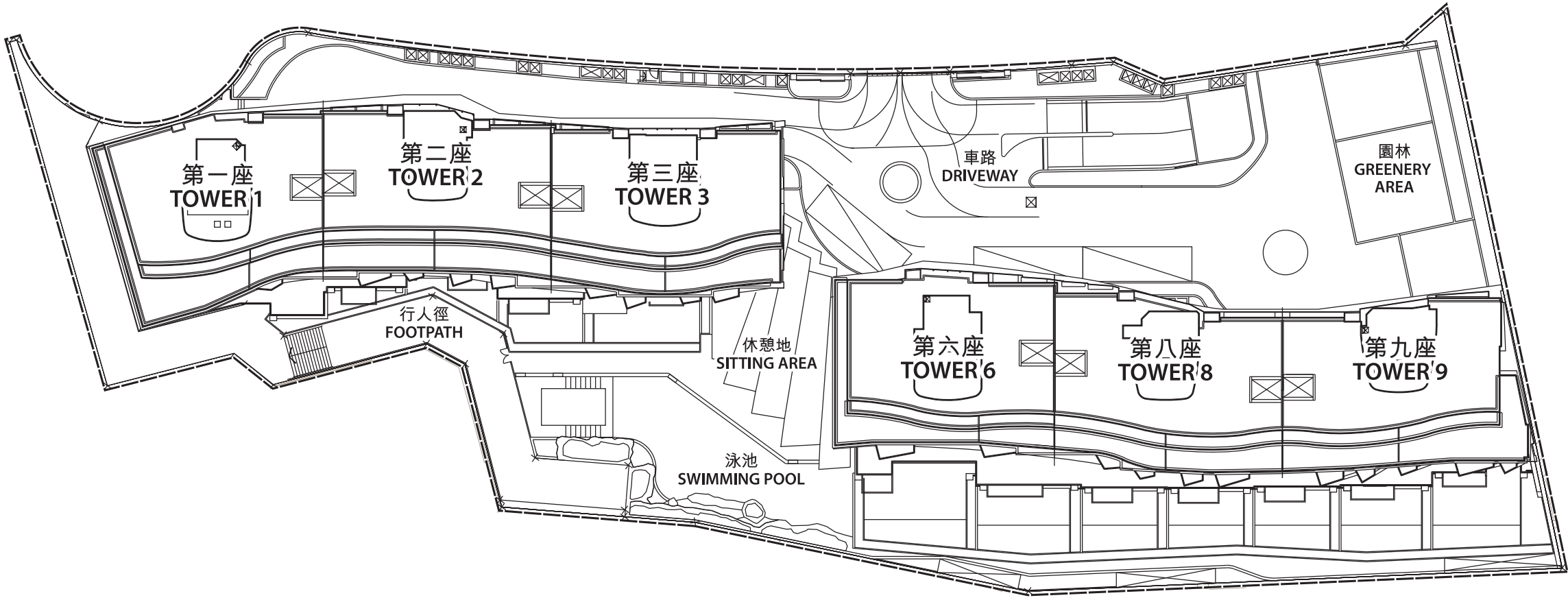
	規劃範圍界線 Boundary Of Planning Scheme
	建築物高度制區界線 Building Height Control Zone Boundary
	建築物高度(在主水平基準上若干米) Maximum Building Height (In Metres Above Principal Datum)
	建築物高度(樓層數目) Maximum Building Height (In Number of storeys)
	加油站 Petrol Filling Station
	發展項目邊界 Boundary line of Development

附註：

1. 在印刷售樓說明書當日所適用的最近更新版本分區大綱圖現存於售樓處，於開放時間可供免費查閱。
2. 整體發展計劃及周圍地區及環境可能會作出修改而有所改變。
3. 賣方亦建議買方到該發展地盤作實地考察，以獲取對該發展項目以及周圍地區的公共設施及環境較佳的了解。
4. 因技術原因(例如發展項目之形狀)，分區大綱圖所顯示之範圍多於《一手住宅物業銷售條例》所要求。
5. 上述分區計劃大綱圖為規劃署遵照城市規劃委員會指示擬備，版權屬香港特別行政區政府，經地政總署准許複印。

NOTES:

1. The last updated version of Outline Zoning Plan at the date of printing of the sales brochures are available for free inspection during opening hours at the sales office.
2. The overall development scheme of the Development site and the surrounding areas and environment are subject to change or modification.
3. The Vendor also advises purchasers to conduct on-site visit for a better understanding of the Development, its surrounding environment and the public facilities nearby.
4. Due to technical reasons (such as the shape of the Development), the outline zoning plan has shown more than the area required under the Residential Properties (First-hand Sales) Ordinance.
5. The above Outline Zoning Plan, prepared by the Planning Department under the direction of the Town Planning Board, is reproduced with permission of the Director of Lands. © The Government of the Hong Kong SAR.



----- 發展項目界線  
Boundary of the Development



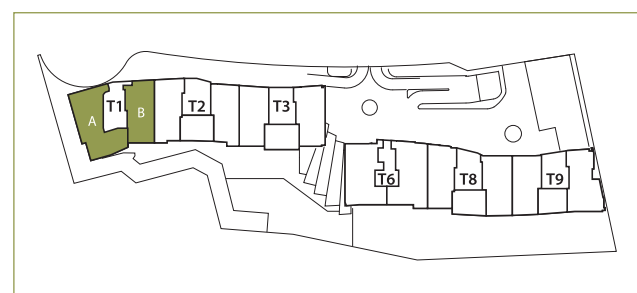
比例尺 SCALE | 0(m) 5 10 15 20 25 50

# 發展項目的住宅物業的樓面平面圖 Floor plans of Residential Properties in the development

## T1 1座 3至32樓 平面圖 Tower 1 3 - 32/F Floor Plan



比例尺 SCALE 0(m) 1 2 3 4 5



### 圖例 Legend:

冷氣機位 A/C	花園 Garden	平台 Flat Roof	抽風槽 EAD	電錶房 EMR	工作平台 U.P.	電梯槽 Lift Shaft
浴室 Bath	喉管井 P.W.	多用途 儲物室 Store	垃圾回收房 內之風扇房 Fan Room for RSR	水池 Pool	電梯大堂 Lobby	電錶房 Check Meter Cabinet
垃圾回收房 RSR	家庭室 FAM.	管道槽 P.D.	露台 Balcony	工作平台之 簷蓋 Canopy for U.P.	主人房 Master Bedroom	鋁遮陽篷 Aluminium Sunshade
水錶櫃 W.M.C	消防喉轆 (高位) HR AT H/L	客廳 Living Room	廚房 Kitchen	櫃台 Pantry	書房 Study	電錶箱 EMC
飯廳 Dining Room	建築裝飾 Architectural Feature	花槽 Planter	電梯 Lift	睡房 Bedroom	電線槽 T.D.	

平面圖所列之數字為以毫米標示之建築結構尺寸。

The dimensions in floor plans are all structural dimensions in millimeter.

住宅單位的層與層之間的高度，3樓為3.25米；5樓至32樓為3.1米。

Floor to floor height to each residential property. 3/F is 3.25m; 5/F to 32/F is 3.1m.

### 平面圖的相關資料

- 部份住宅單位之假天花內裝置有冷氣及/或其他機電設備。
- 部份百葉窗(如有)安裝於假天花之上且沒於平面圖顯示。
- 露台(如有)、工作平台(如有)及平台(如有)內可能裝有喉管建築裝飾及/或其他機電設備，其位置請參考有關建築圖則。

### Floor Plans Related

- There are ceiling bulkheads in some residential units for enclosing the air-conditioning system and/or M&E services.
- Some louvers (if any) that are hidden in false ceilings may not be indicated on the floor plans.
- There may be pipes, architectural features and/or M&E services within the balconies (if any), utility platforms (if any) and flat roofs (if any). Please refer to the relevant Building Plans for their locations.

每個住宅物業的樓板(不包括灰泥)的厚度根據已批准結構圖則如下：

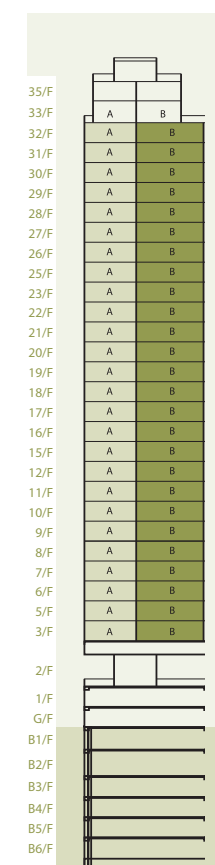
The thickness of floor slabs (excluding plaster) in the residential properties varies, according to the information set out in the approved structural plans are listed as follows:

### 第一座 Tower 1

樓層 Floor	每個住宅物業的樓板 (不包括灰泥)的厚度 (毫米) Thickness of floor slabs (excluding plaster) of each residential property (mm)
5/F-31/F	125, 150, 175
32/F	150, 175

因住宅物業的較高樓層的結構牆的厚度遞減，較高樓層的內部面積，一般比較低樓層的內部面積稍大。

The internal areas of the residential properties on the upper floors will generally be slightly larger than those on the lower floors because of the reducing thickness of the structural walls on the upper floors.



住宅由3樓開始，不設4、13、14、24及34樓。

Residential floors start from 3/F and 4/F, 13/F, 14/F, 24/F & 34/F are omitted.

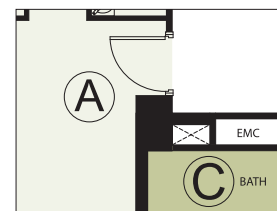
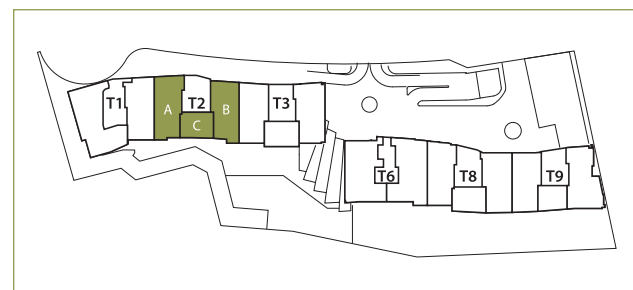
# T2 2座 3至32樓 平面圖

## Tower 2 3 - 32/F Floor Plan

分層單位  
APARTMENTS



比例尺 SCALE 0(m) 1 2 3 4 5



Part Plan of 3/F to 7/F

### 圖例 Legend:

冷氣機位 A/C	花園 Garden	平台 Flat Roof	抽風槽 EAD	電錶房 EMR	工作平台 U.P.	電梯槽 Lift Shaft
浴室 Bath	喉管井 P.W.	多用途 儲物室 Store	垃圾回收房 內之風扇房 Fan Room for RSR	水池 Pool	電梯大堂 Lobby	電錶房 Check Meter Cabinet
垃圾回收房 RSR	家庭室 FAM.	管道槽 P.D.	露台 Balcony	工作平台之 簷蓋 Canopy for U.P.	主人房 Master Bedroom	鋁遮陽篷 Aluminium Sunshade
水錶櫃 W.M.C	消防喉轆 (高位) HR AT H/L	客廳 Living Room	廚房 Kitchen	櫃台 Pantry	書房 Study	電錶箱 EMC
飯廳 Dining Room	建築裝飾 Architectural Feature	花槽 Planter	電梯 Lift	睡房 Bedroom	電線槽 T.D.	

平面圖所列之數字為以毫米標示之建築結構尺寸。

The dimensions in floor plans are all structural dimensions in millimeter.

住宅單位的層與層之間的高度，3樓為3.25米；5樓至32樓為3.1米。

Floor to floor height to each residential property. 3/F is 3.25m; 5/F to 32/F is 3.1m.

### 平面圖的相關資料

- 部份住宅單位之假天花內裝置有冷氣及/或其他機電設備。
- 部份百葉窗(如有)安裝於假天花之上且沒於平面圖顯示。
- 露台(如有)、工作平台(如有)及平台(如有)內可能裝有喉管建築裝飾及/或其他機電設備，其位置請參考有關建築圖則。

### Floor Plans Related

- There are ceiling bulkheads in some residential units for enclosing the air-conditioning system and/or M&E services.
- Some louvers (if any) that are hidden in false ceilings may not be indicated on the floor plans.
- There may be pipes, architectural features and/or M&E services within the balconies (if any), utility platforms (if any) and flat roofs (if any). Please refer to the relevant Building Plans for their locations.

每個住宅物業的樓板(不包括灰泥)的厚度根據已批准結構圖則如下：

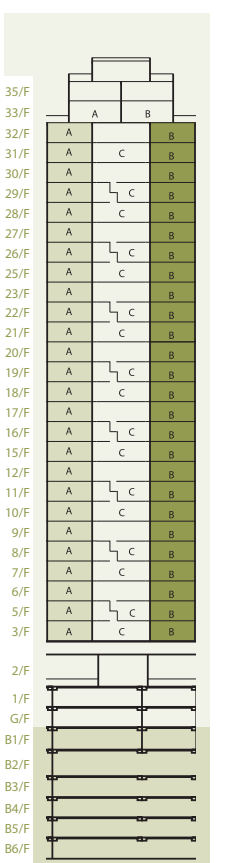
The thickness of floor slabs (excluding plaster) in the residential properties varies, according to the information set out in the approved structural plans are listed as follows:

### 第二座 Tower 2

樓層 Floor	每個住宅物業的樓板 (不包括灰泥)的厚度 (毫米) Thickness of floor slabs (excluding plaster) of each residential property (mm)
5/F-31/F	125, 150, 175
32/F	150, 175

因住宅物業的較高樓層的結構牆的厚度遞減，較高樓層的內部面積，一般比較低樓層的內部面積稍大。

The internal areas of the residential properties on the upper floors will generally be slightly larger than those on the lower floors because of the reducing thickness of the structural walls on the upper floors.

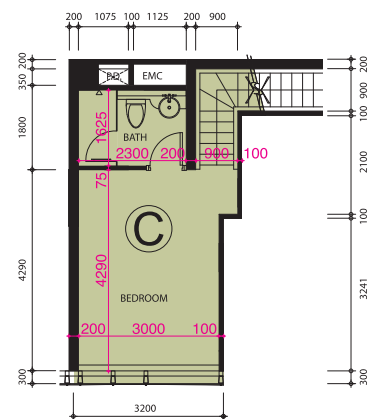


住宅由3樓開始，不設4、13、14、24及34樓。

Residential floors start from 3/F and 4/F, 13/F, 14/F, 24/F & 34/F are omitted.

# 發展項目的住宅物業的樓面平面圖 Floor plans of Residential Properties in the development

## T2 2座 3至28樓 平面圖 Tower 2 3 - 28/F Floor Plan

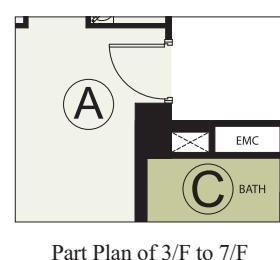
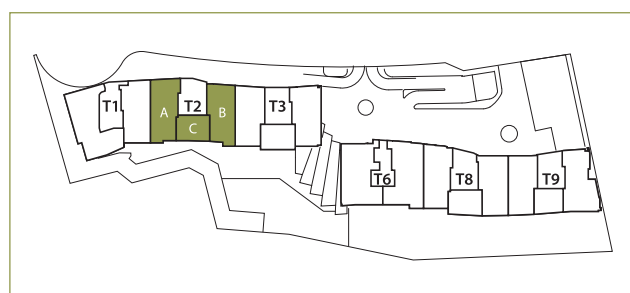


複式單位上層  
Upper Part of Duplex Unit  
(5/F, 8/F, 11/F, 16/F, 19/F, 22/F, 26/F, 29/F)

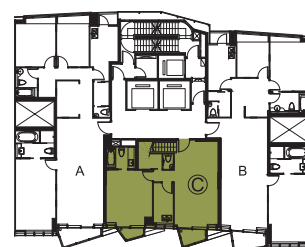
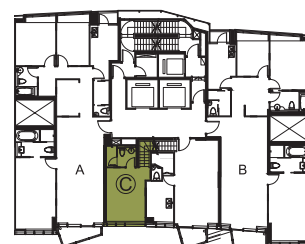


複式單位下層  
Lower Part of Duplex Unit  
(3/F, 7/F, 10/F, 15/F, 18/F, 21/F, 25/F, 28/F)

比例尺 SCALE 0(m) 1 2 3 4 5



Part Plan of 3/F to 7/F



### 圖例 Legend:

冷氣機位 A/C	花園 Garden	平台 Flat Roof	抽風槽 EAD	電錶房 EMR	工作平台 U.P.	電梯槽 Lift Shaft
浴室 Bath	喉管井 P.W.	多用途 儲物室 Store	垃圾回收房 內之風扇房 Fan Room for RSR	水池 Pool	電梯大堂 Lobby	電錶房 Check Meter Cabinet
垃圾回收房 RSR	家庭室 FAM.	管道槽 P.D.	露台 Balcony	工作平台之 簷蓋 Canopy for U.P.	主人房 Master Bedroom	鋁遮陽篷 Aluminium Sunshade
水錶櫃 W.M.C	消防喉轆 (高位) HR AT H/L	客廳 Living Room	廚房 Kitchen	櫃台 Pantry	書房 Study	電錶箱 EMC
飯廳 Dining Room	建築裝飾 Architectural Feature	花槽 Planter	電梯 Lift	睡房 Bedroom	電線槽 T.D.	

平面圖所列之數字為以毫米標示之建築結構尺寸。

The dimensions in floor plans are all structural dimensions in millimeter.

住宅單位的層與層之間的高度，3樓為3.25米；5樓至32樓為3.1米。

Floor to floor height to each residential property. 3/F is 3.25m; 5/F to 32/F is 3.1m.

### 平面圖的相關資料

- 部份住宅單位之假天花內裝置有冷氣及/或其他機電設備。
- 部份百葉窗(如有)安裝於假天花之上且沒於平面圖顯示。
- 露台(如有)、工作平台(如有)及平台(如有)內可能裝有喉管建築裝飾及/或其他機電設備，其位置請參考有關建築圖則。

### Floor Plans Related

- There are ceiling bulkheads in some residential units for enclosing the air-conditioning system and/or M&E services.
- Some louvers (if any) that are hidden in false ceilings may not be indicated on the floor plans.
- There may be pipes, architectural features and/or M&E services within the balconies (if any), utility platforms (if any) and flat roofs (if any). Please refer to the relevant Building Plans for their locations.

每個住宅物業的樓板(不包括灰泥)的厚度根據已批准結構圖則如下：

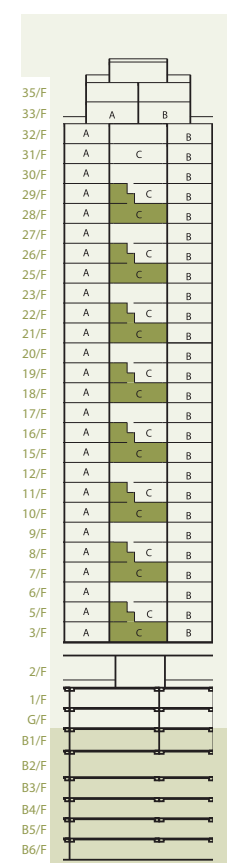
The thickness of floor slabs (excluding plaster) in the residential properties varies, according to the information set out in the approved structural plans are listed as follows:

### 第二座 Tower 2

樓層 Floor	每個住宅物業的樓板 (不包括灰泥)的厚度 (毫米) Thickness of floor slabs (excluding plaster) of each residential property (mm)
5/F-31/F	125, 150, 175
32/F	150, 175

因住宅物業的較高樓層的結構牆的厚度遞減，較高樓層的內部面積，一般比較低樓層的內部面積稍大。

The internal areas of the residential properties on the upper floors will generally be slightly larger than those on the lower floors because of the reducing thickness of the structural walls on the upper floors.



住宅由3樓開始，不設4、13、14、24及34樓。

Residential floors start from 3/F and 4/F, 13/F, 14/F, 24/F & 34/F are omitted.

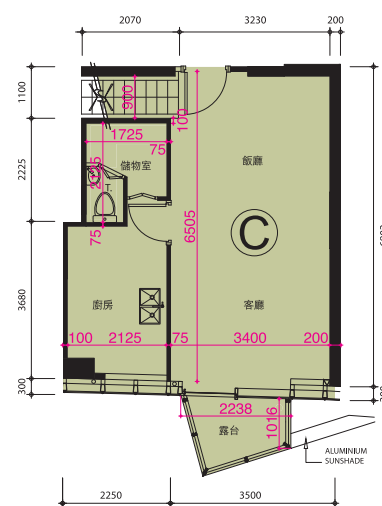
# T2 2座 5至29樓 平面圖

## Tower 2 5 - 29/F Floor Plan

分層單位  
APARTMENTS



複式單位上層  
Upper Part of Duplex Unit  
(6/F, 9/F, 12/F, 17/F, 20/F, 23/F, 27/F, 30/F)



複式單位下層  
Lower Part of Duplex Unit  
(5/F, 8/F, 11/F, 16/F, 19/F, 22/F, 26/F, 29/F)

圖例 Legend:

冷氣機位 A/C	花園 Garden	平台 Flat Roof	抽風槽 EAD	電錶房 EMR	工作平台 U.P.	電梯槽 Lift Shaft
浴室 Bath	喉管井 P.W.	多用途 儲物室 Store	垃圾回收房 內之風扇房 Fan Room for RSR	水池 Pool	電梯大堂 Lobby	電錶房 Check Meter Cabinet
垃圾回收房 RSR	家庭室 FAM.	管道槽 P.D.	露台 Balcony	工作平台之 簷蓋 Canopy for U.P.	主人房 Master Bedroom	鋁遮陽篷 Aluminium Sunshade
水錶櫃 W.M.C	消防喉轆 (高位) HR AT H/L	客廳 Room	廚房 Kitchen	櫃台 Pantry	書房 Study	電錶箱 EMC
飯廳 Dining Room	建築裝飾 Architectural Feature	花槽 Planter	電梯 Lift	睡房 Bedroom	電線槽 T.D.	

平面圖所列之數字為以毫米標示之建築結構尺寸。

The dimensions in floor plans are all structural dimensions in millimeter.

住宅單位的層與層之間的高度，3樓為3.25米；5樓至32樓為3.1米。

Floor to floor height to each residential property. 3/F is 3.25m; 5/F to 32/F is 3.1m.

平面圖的相關資料

- 部份住宅單位之假天花內裝置有冷氣及/或其他機電設備。
- 部份百葉窗(如有)安裝於假天花之上且沒於平面圖顯示。
- 露台(如有)、工作平台(如有)及平台(如有)內可能裝有喉管建築裝飾及/或其他機電設備，其位置請參考有關建築圖則。

Floor Plans Related

- There are ceiling bulkheads in some residential units for enclosing the air-conditioning system and/or M&E services.
- Some louvers (if any) that are hidden in false ceilings may not be indicated on the floor plans.
- There may be pipes, architectural features and/or M&E services within the balconies (if any), utility platforms (if any) and flat roofs (if any). Please refer to the relevant Building Plans for their locations.

每個住宅物業的樓板(不包括灰泥)的厚度根據已批准結構圖則如下：

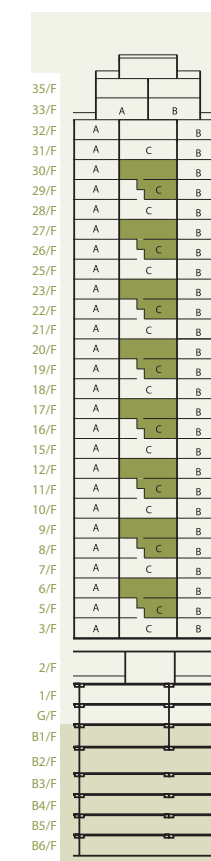
The thickness of floor slabs (excluding plaster) in the residential properties varies, according to the information set out in the approved structural plans are listed as follows:

第二座 Tower 2

樓層 Floor	每個住宅物業的樓板 (不包括灰泥)的厚度 (毫米) Thickness of floor slabs (excluding plaster) of each residential property (mm)
5/F-31/F	125, 150, 175
32/F	150, 175

因住宅物業的較高樓層的結構牆的厚度遞減，較高樓層的內部面積，一般比較低樓層的內部面積稍大。

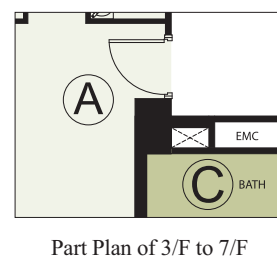
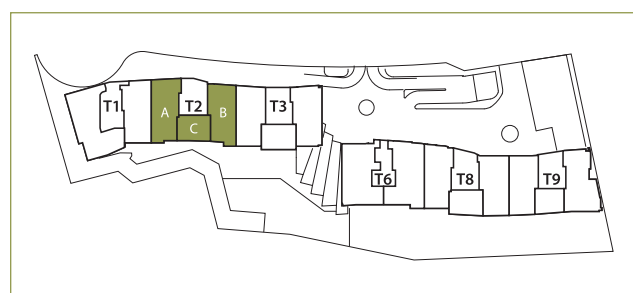
The internal areas of the residential properties on the upper floors will generally be slightly larger than those on the lower floors because of the reducing thickness of the structural walls on the upper floors.



住宅由3樓開始，不設4、13、14、24及34樓。

Residential floors start from 3/F and 4/F, 13/F, 14/F, 24/F & 34/F are omitted.

比例尺 SCALE 0(m) 1 2 3 4 5

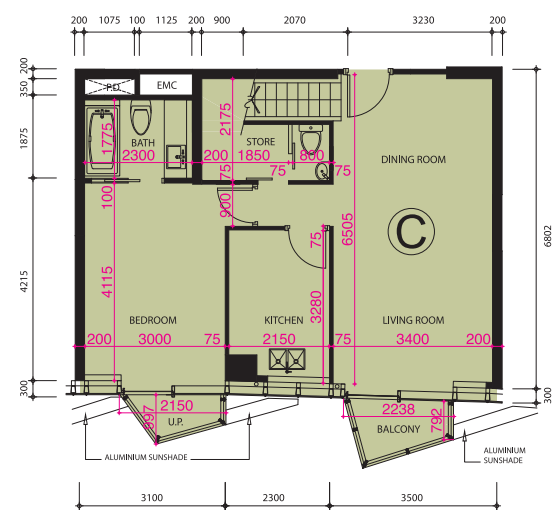


# 發展項目的住宅物業的樓面平面圖 Floor plans of Residential Properties in the development

## T2 2座 31樓 平面圖 Tower 2 31/F Floor Plan

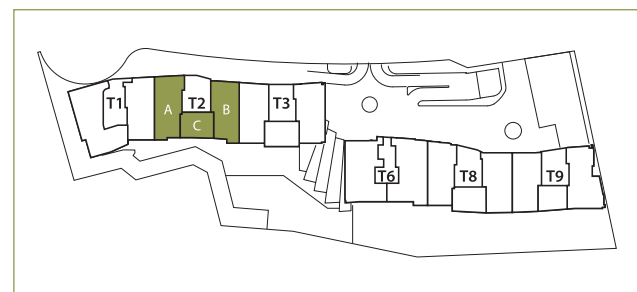


複式單位上層  
Upper Part of Duplex Unit  
(32/F)



複式單位下層  
Lower Part of Duplex Unit  
(31/F)

比例尺 SCALE 0(m) 1 2 3 4 5



### 圖例 Legend:

冷氣機位 A/C	花園 Garden	平台 Flat Roof	抽風槽 EAD	電錶房 EMR	工作平台 U.P.	電梯槽 Lift Shaft
浴室 Bath	喉管井 P.W.	多用途 儲物室 Store	垃圾回收房 內之風扇房 Fan Room for RSR	水池 Pool	電梯大堂 Lobby	電錶房 Check Meter Cabinet
垃圾回收房 RSR	家庭室 FAM.	管道槽 P.D.	露台 Balcony	工作平台之 簷蓋 Canopy for U.P.	主人房 Master Bedroom	鋁遮陽篷 Aluminium Sunshade
水錶櫃 W.M.C	消防喉轆 (高位) HR AT H/L	客廳 Living Room	廚房 Kitchen	櫃台 Pantry	書房 Study	電錶箱 EMC
飯廳 Dining Room	建築裝飾 Architectural Feature	花槽 Planter	電梯 Lift	睡房 Bedroom	電線槽 T.D.	

平面圖所列之數字為以毫米標示之建築結構尺寸。

The dimensions in floor plans are all structural dimensions in millimeter.

住宅單位的層與層之間的高度，3樓為3.25米；5樓至32樓為3.1米。

Floor to floor height to each residential property. 3/F is 3.25m; 5/F to 32/F is 3.1m.

### 平面圖的相關資料

- 部份住宅單位之假天花內裝置有冷氣及/或其他機電設備。
- 部份百葉窗(如有)安裝於假天花之上且沒於平面圖顯示。
- 露台(如有)、工作平台(如有)及平台(如有)內可能裝有喉管建築裝飾及/或其他機電設備，其位置請參考有關建築圖則。

### Floor Plans Related

- There are ceiling bulkheads in some residential units for enclosing the air-conditioning system and/or M&E services.
- Some louvers (if any) that are hidden in false ceilings may not be indicated on the floor plans.
- There may be pipes, architectural features and/or M&E services within the balconies (if any), utility platforms (if any) and flat roofs (if any). Please refer to the relevant Building Plans for their locations.

每個住宅物業的樓板(不包括灰泥)的厚度根據已批准結構圖則如下：

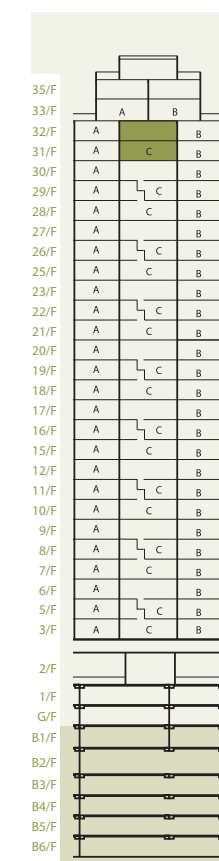
The thickness of floor slabs (excluding plaster) in the residential properties varies, according to the information set out in the approved structural plans are listed as follows:

### 第二座 Tower 2

樓層 Floor	每個住宅物業的樓板 (不包括灰泥)的厚度 (毫米) Thickness of floor slabs (excluding plaster) of each residential property (mm)
5/F-31/F	125, 150, 175
32/F	150, 175

因住宅物業的較高樓層的結構牆的厚度遞減，較高樓層的內部面積，一般比較低樓層的內部面積稍大。

The internal areas of the residential properties on the upper floors will generally be slightly larger than those on the lower floors because of the reducing thickness of the structural walls on the upper floors.



住宅由3樓開始，不設4、13、14、24及34樓。

Residential floors start from 3/F and 4/F, 13/F, 14/F, 24/F & 34/F are omitted.

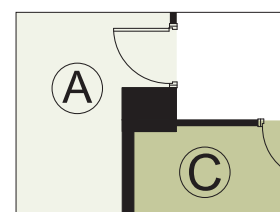
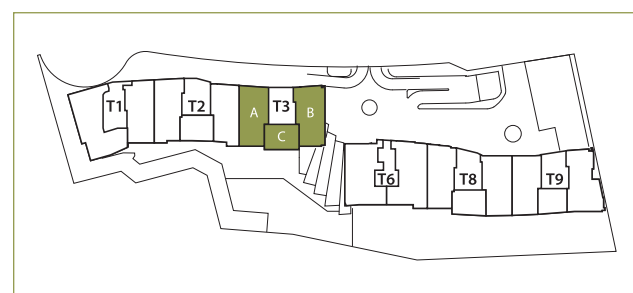
# T3 3座 3至32樓 平面圖

## Tower 3 3 - 32/F Floor Plan

分層單位  
APARTMENTS



比例尺 SCALE 0(m) 1 2 3 4 5



Part Plan of 3/F to 7/F

### 圖例 Legend:

冷氣機位 A/C	花園 Garden	平台 Flat Roof	抽風槽 EAD	電錶房 EMR	工作平台 U.P.	電梯槽 Lift Shaft
浴室 Bath	喉管井 P.W.	多用途 儲物室 Store	垃圾回收房 內之風扇房 Fan Room for RSR	水池 Pool	電梯大堂 Lobby	電錶房 Check Meter Cabinet
垃圾回收房 RSR	家庭室 FAM.	管道槽 P.D.	露台 Balcony	工作平台之 簷蓋 Canopy for U.P.	主人房 Master Bedroom	鋁遮陽篷 Aluminium Sunshade
水錶櫃 W.M.C	消防喉轆 (高位) HR AT H/L	客廳 Room	廚房 Kitchen	櫃台 Pantry	書房 Study	電錶箱 EMC
飯廳 Dining Room	建築裝飾 Architectural Feature	花槽 Planter	電梯 Lift	睡房 Bedroom	電線槽 T.D.	

平面圖所列之數字為以毫米標示之建築結構尺寸。

The dimensions in floor plans are all structural dimensions in millimeter.

住宅單位的層與層之間的高度，3樓為3.25米；5樓至32樓為3.1米。

Floor to floor height to each residential property. 3/F is 3.25m; 5/F to 32/F is 3.1m.

### 平面圖的相關資料

- 部份住宅單位之假天花內裝置有冷氣及/或其他機電設備。
- 部份百葉窗(如有)安裝於假天花之上且沒於平面圖顯示。
- 露台(如有)、工作平台(如有)及平台(如有)內可能裝有喉管建築裝飾及/或其他機電設備，其位置請參考有關建築圖則。

### Floor Plans Related

- There are ceiling bulkheads in some residential units for enclosing the air-conditioning system and/or M&E services.
- Some louvers (if any) that are hidden in false ceilings may not be indicated on the floor plans.
- There may be pipes, architectural features and/or M&E services within the balconies (if any), utility platforms (if any) and flat roofs (if any). Please refer to the relevant Building Plans for their locations.

每個住宅物業的樓板(不包括灰泥)的厚度根據已批准結構圖則如下：

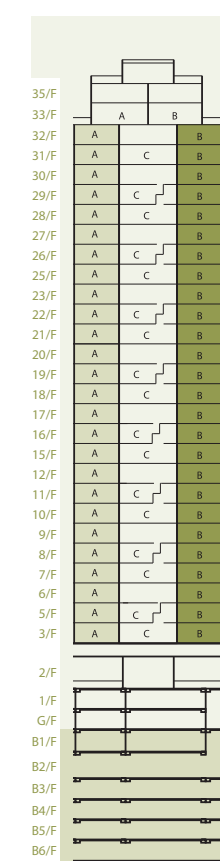
The thickness of floor slabs (excluding plaster) in the residential properties varies, according to the information set out in the approved structural plans are listed as follows:

### 第三座 Tower 3

樓層 Floor	每個住宅物業的樓板 (不包括灰泥)的厚度 (毫米) Thickness of floor slabs (excluding plaster) of each residential property (mm)
5/F-31/F	125, 150, 175
32/F	150, 175

因住宅物業的較高樓層的結構牆的厚度遞減，較高樓層的內部面積，一般比較低樓層的內部面積稍大。

The internal areas of the residential properties on the upper floors will generally be slightly larger than those on the lower floors because of the reducing thickness of the structural walls on the upper floors.

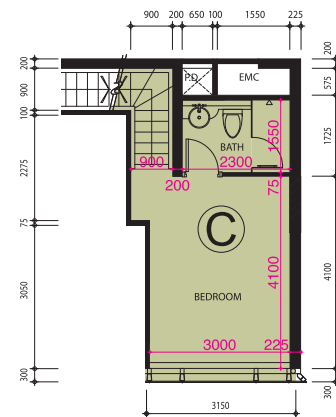


住宅由3樓開始，不設4、13、14、24及34樓。

Residential floors start from 3/F and 4/F, 13/F, 14/F, 24/F & 34/F are omitted.

# 發展項目的住宅物業的樓面平面圖 Floor plans of Residential Properties in the development

# T3 3座 3至28樓 平面圖 Tower 3 3 - 28/F Floor Plan

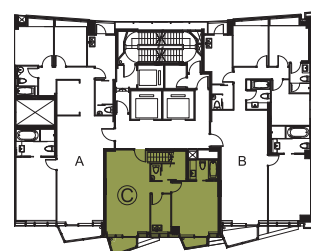
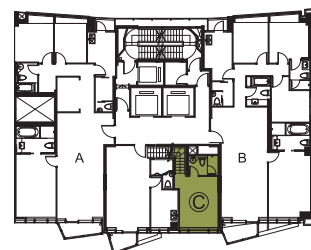
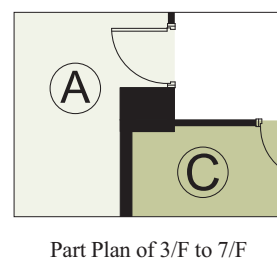
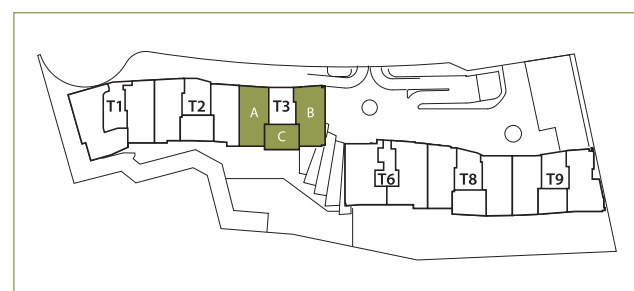


複式單位上層  
Upper Part of Duplex Unit  
(5/F, 8/F, 11/F, 16/F, 19/F, 22/F, 26/F, 29/F)



複式單位下層  
Lower Part of Duplex Unit  
(3/F, 7/F, 10/F, 15/F, 18/F, 21/F, 25/F, 28/F)

比例尺 SCALE 0(m) 1 2 3 4 5



## 圖例 Legend:

冷氣機位 A/C	花園 Garden	平台 Flat Roof	抽風槽 EAD	電錶房 EMR	工作平台 U.P.	電梯槽 Lift Shaft
浴室 Bath	喉管井 P.W.	多用途 儲物室 Store	垃圾回收房 內之風扇房 Fan Room for RSR	水池 Pool	電梯大堂 Lobby	電錶房 Check Meter Cabinet
垃圾回收房 RSR	家庭室 FAM.	管道槽 P.D.	露台 Balcony	工作平台之 簷蓋 Canopy for U.P.	主人房 Master Bedroom	鋁遮陽篷 Aluminium Sunshade
水錶櫃 W.M.C	消防喉轆 (高位) HR AT H/L	客廳 Living Room	廚房 Kitchen	櫃台 Pantry	書房 Study	電錶箱 EMC
飯廳 Dining Room	建築裝飾 Architectural Feature	花槽 Planter	電梯 Lift	睡房 Bedroom	電線槽 T.D.	

平面圖所列之數字為以毫米標示之建築結構尺寸。

The dimensions in floor plans are all structural dimensions in millimeter.

住宅單位的層與層之間的高度，3樓為3.25米；5樓至32樓為3.1米。

Floor to floor height to each residential property. 3/F is 3.25m; 5/F to 32/F is 3.1m.

## 平面圖的相關資料

- 部份住宅單位之假天花內裝置有冷氣及/或其他機電設備。
- 部份百葉窗(如有)安裝於假天花之上且沒於平面圖顯示。
- 露台(如有)、工作平台(如有)及平台(如有)內可能裝有喉管建築裝飾及/或其他機電設備，其位置請參考有關建築圖則。

## Floor Plans Related

- There are ceiling bulkheads in some residential units for enclosing the air-conditioning system and/or M&E services.
- Some louvers (if any) that are hidden in false ceilings may not be indicated on the floor plans.
- There may be pipes, architectural features and/or M&E services within the balconies (if any), utility platforms (if any) and flat roofs (if any). Please refer to the relevant Building Plans for their locations.

每個住宅物業的樓板(不包括灰泥)的厚度根據已批准結構圖則如下：

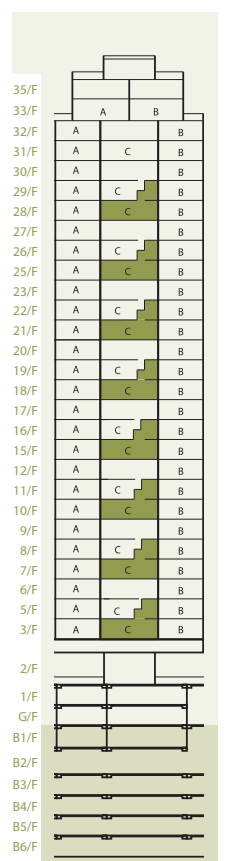
The thickness of floor slabs (excluding plaster) in the residential properties varies, according to the information set out in the approved structural plans are listed as follows:

## 第三座 Tower 3

樓層 Floor	每個住宅物業的樓板 (不包括灰泥)的厚度 (毫米) Thickness of floor slabs (excluding plaster) of each residential property (mm)
5/F-31/F	125, 150, 175
32/F	150, 175

因住宅物業的較高樓層的結構牆的厚度遞減，較高樓層的內部面積，一般比較低樓層的內部面積稍大。

The internal areas of the residential properties on the upper floors will generally be slightly larger than those on the lower floors because of the reducing thickness of the structural walls on the upper floors.



住宅由3樓開始，不設4、13、14、24及34樓。

Residential floors start from 3/F and 4/F, 13/F, 14/F, 24/F & 34/F are omitted.

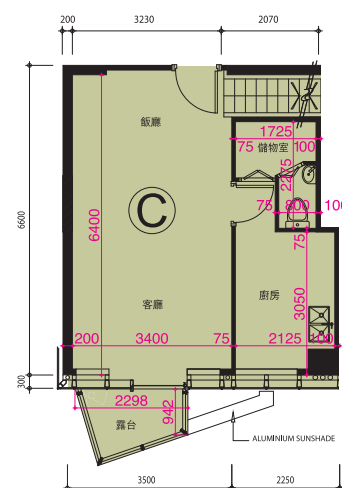
# T3 3座 5至29樓 平面圖

## Tower 3 5 - 29/F Floor Plan

分層單位  
APARTMENTS



複式單位上層  
Upper Part of Duplex Unit  
(6/F, 9/F, 12/F, 17/F, 20/F, 23/F, 27/F, 30/F)



複式單位下層  
Lower Part of Duplex Unit  
(5/F, 8/F, 11/F, 16/F, 19/F, 22/F, 26/F, 29/F)

圖例 Legend:

冷氣機位 A/C	花園 Garden	平台 Flat Roof	抽風槽 EAD	電錶房 EMR	工作平台 U.P.	電梯槽 Lift Shaft
浴室 Bath	喉管井 P.W.	多用途 儲物室 Store	垃圾回收房 內之風扇房 Fan Room for RSR	水池 Pool	電梯大堂 Lobby	電錶房 Check Meter Cabinet
垃圾回收房 RSR	家庭室 FAM.	管道槽 P.D.	露台 Balcony	工作平台之 簷蓋 Canopy for U.P.	主人房 Master Bedroom	鋁遮陽篷 Aluminium Sunshade
水錶櫃 W.M.C	消防喉轆 (高位) HR AT H/L	客廳 Room	廚房 Kitchen	櫃台 Pantry	書房 Study	電錶箱 EMC
飯廳 Dining Room	建築裝飾 Architectural Feature	花槽 Planter	電梯 Lift	睡房 Bedroom	電線槽 T.D.	

平面圖所列之數字為以毫米標示之建築結構尺寸。

The dimensions in floor plans are all structural dimensions in millimeter.

住宅單位的層與層之間的高度，3樓為3.25米；5樓至32樓為3.1米。

Floor to floor height to each residential property. 3/F is 3.25m; 5/F to 32/F is 3.1m.

平面圖的相關資料

- 部份住宅單位之假天花內裝置有冷氣及/或其他機電設備。
- 部份百葉窗(如有)安裝於假天花之上且沒於平面圖顯示。
- 露台(如有)、工作平台(如有)及平台(如有)內可能裝有喉管建築裝飾及/或其他機電設備，其位置請參考有關建築圖則。

Floor Plans Related

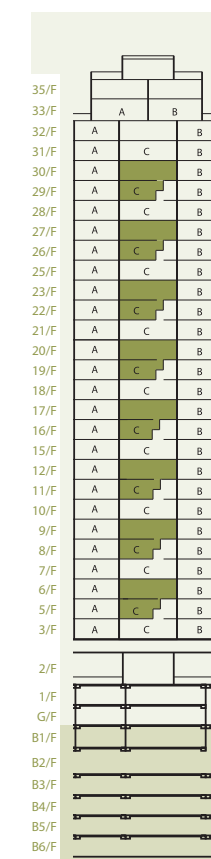
- There are ceiling bulkheads in some residential units for enclosing the air-conditioning system and/or M&E services.
- Some louvers (if any) that are hidden in false ceilings may not be indicated on the floor plans.
- There may be pipes, architectural features and/or M&E services within the balconies (if any), utility platforms (if any) and flat roofs (if any). Please refer to the relevant Building Plans for their locations.

每個住宅物業的樓板(不包括灰泥)的厚度根據已批准結構圖則如下：

The thickness of floor slabs (excluding plaster) in the residential properties varies, according to the information set out in the approved structural plans are listed as follows:

第三座 Tower 3

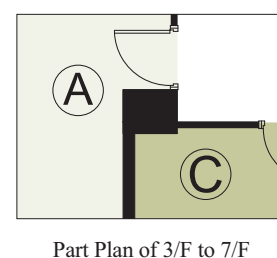
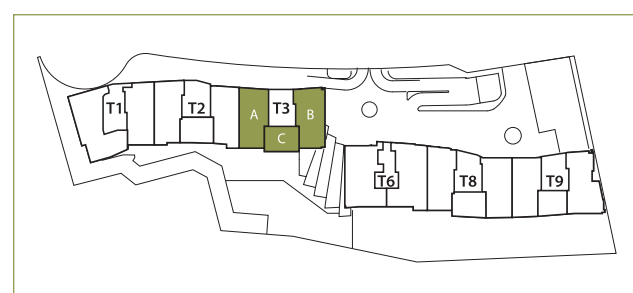
樓層 Floor	每個住宅物業的樓板 (不包括灰泥)的厚度 (毫米) Thickness of floor slabs (excluding plaster) of each residential property (mm)
5/F-31/F	125, 150, 175
32/F	150, 175



住宅由3樓開始，不設4、13、14、24及34樓。

Residential floors start from 3/F and 4/F, 13/F, 14/F, 24/F & 34/F are omitted.

比例尺 SCALE 0(米)m 1 2 3 4 5



# 發展項目的住宅物業的樓面平面圖

## Floor plans of Residential Properties in the development

# T3 3座 31樓 平面圖

## Tower 3 31/F Floor Plan

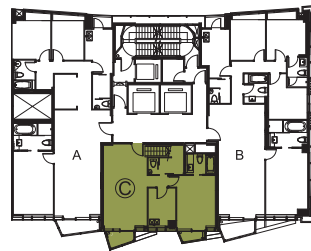
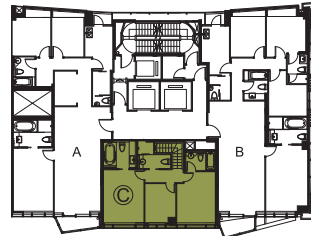
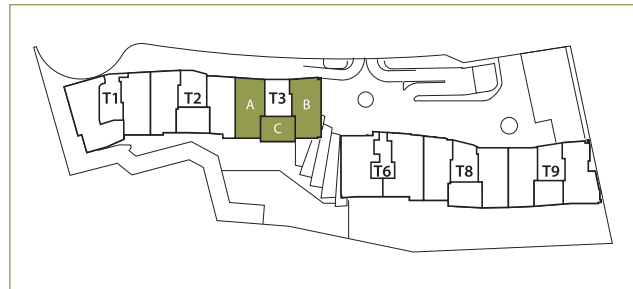


複式單位上層  
Upper Part of Duplex Unit  
(32/F)



複式單位下層  
Lower Part of Duplex Unit  
(31/F)

比例尺 SCALE 0(m) 1 2 3 4 5



### 圖例 Legend:

冷氣機位 A/C	花園 Garden	平台 Flat Roof	抽風槽 EAD	電錶房 EMR	工作平台 U.P.	電梯槽 Lift Shaft
浴室 Bath	喉管井 P.W.	多用途 儲物室 Store	垃圾回收房 內之風扇房 Fan Room for RSR	水池 Pool	電梯大堂 Lobby	電錶房 Check Meter Cabinet
垃圾回收房 RSR	家庭室 FAM.	管道槽 P.D.	露台 Balcony	工作平台之 簷蓋 Canopy for U.P.	主人房 Master Bedroom	鋁遮陽篷 Aluminium Sunshade
水錶櫃 W.M.C	消防喉轆 (高位) HR AT H/L	客廳 Living Room	廚房 Kitchen	櫃台 Pantry	書房 Study	電錶箱 EMC
飯廳 Dining Room	建築裝飾 Architectural Feature	花槽 Planter	電梯 Lift	睡房 Bedroom	電線槽 T.D.	

平面圖所列之數字為以毫米標示之建築結構尺寸。

The dimensions in floor plans are all structural dimensions in millimeter.

住宅單位的層與層之間的高度，3樓為3.25米；5樓至32樓為3.1米。

Floor to floor height to each residential property. 3/F is 3.25m; 5/F to 32/F is 3.1m.

### 平面圖的相關資料

- 部份住宅單位之假天花內裝置有冷氣及/或其他機電設備。
- 部份百葉窗(如有)安裝於假天花之上且沒於平面圖顯示。
- 露台(如有)、工作平台(如有)及平台(如有)內可能裝有喉管建築裝飾及/或其他機電設備，其位置請參考有關建築圖則。

### Floor Plans Related

- There are ceiling bulkheads in some residential units for enclosing the air-conditioning system and/or M&E services.
- Some louvers (if any) that are hidden in false ceilings may not be indicated on the floor plans.
- There may be pipes, architectural features and/or M&E services within the balconies (if any), utility platforms (if any) and flat roofs (if any). Please refer to the relevant Building Plans for their locations.

每個住宅物業的樓板(不包括灰泥)的厚度根據已批准結構圖則如下：

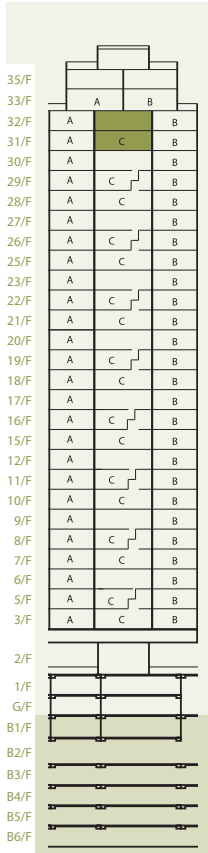
The thickness of floor slabs (excluding plaster) in the residential properties varies, according to the information set out in the approved structural plans are listed as follows:

### 第三座 Tower 3

樓層 Floor	每個住宅物業的樓板 (不包括灰泥)的厚度 (毫米) Thickness of floor slabs (excluding plaster) of each residential property (mm)
5/F-31/F	125, 150, 175
32/F	150, 175

因住宅物業的較高樓層的結構牆的厚度遞減，較高樓層的內部面積，一般比較低樓層的內部面積稍大。

The internal areas of the residential properties on the upper floors will generally be slightly larger than those on the lower floors because of the reducing thickness of the structural walls on the upper floors.

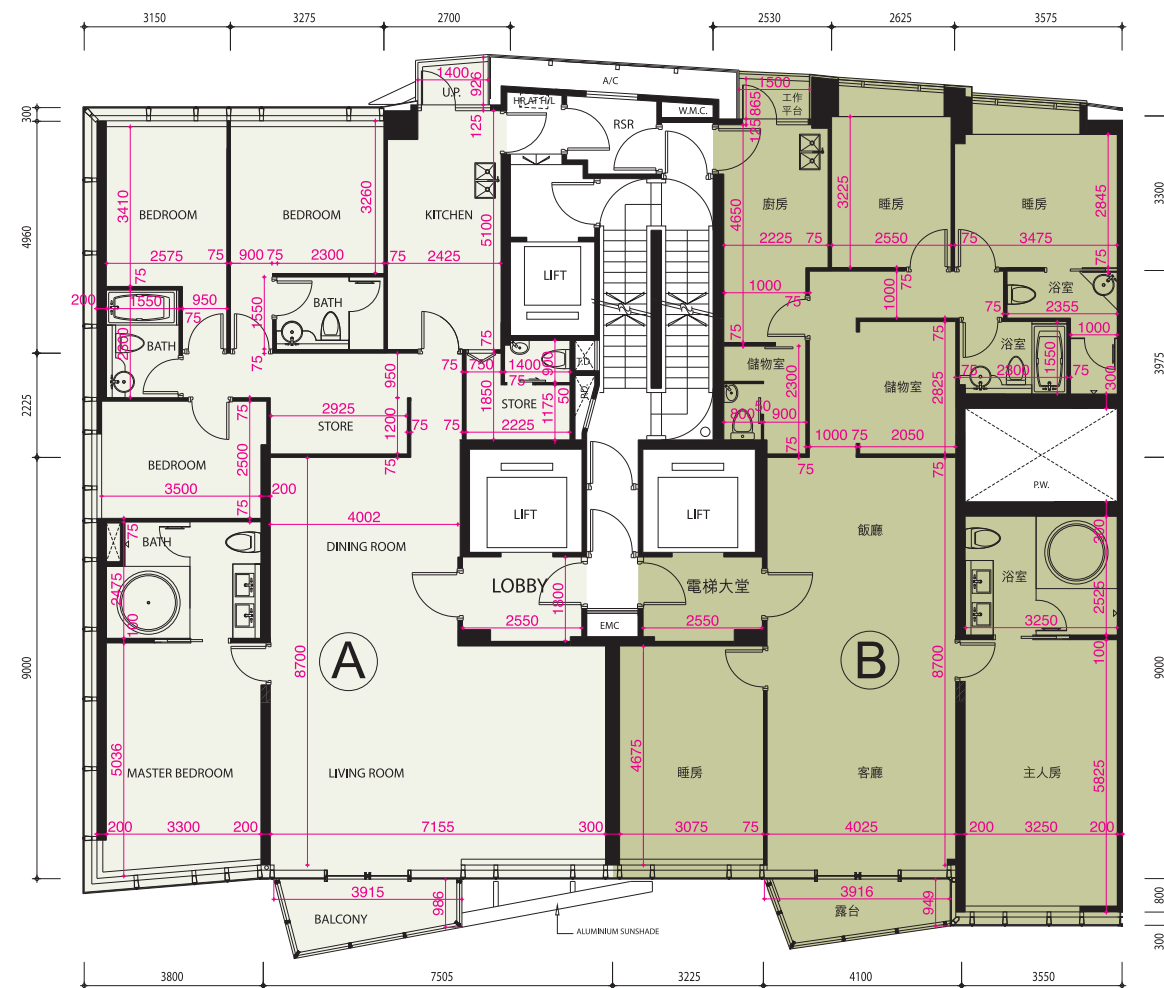


住宅由3樓開始，不設4、13、14、24及34樓。  
Residential floors start from 3/F and 4/F, 13/F, 14/F, 24/F & 34/F are omitted.

# T6 6座 3至32樓 平面圖

## Tower 6 3 - 32/F Floor Plan

分層單位  
APARTMENTS



圖例 Legend:

冷氣機位 A/C	花園 Garden	平台 Flat Roof	抽風槽 EAD	電錶房 EMR	工作平台 U.P.	電梯槽 Lift Shaft
浴室 Bath	喉管井 P.W.	多用途 儲物室 Store	垃圾回收房 內之風扇房 Fan Room for RSR	水池 Pool	電梯大堂 Lobby	電錶房 Check Meter Cabinet
垃圾回收房 RSR	家庭室 FAM.	管道槽 P.D.	露台 Balcony	工作平台之 簷蓋 Canopy for U.P.	主人房 Master Bedroom	鋁遮陽篷 Aluminium Sunshade
水錶櫃 W.M.C	消防喉轆 (高位) HR AT H/L	客廳 Room	廚房 Kitchen	櫃台 Pantry	書房 Study	電錶箱 EMC
飯廳 Dining Room	建築裝飾 Architectural Feature	花槽 Planter	電梯 Lift	睡房 Bedroom	電線槽 T.D.	

平面圖所列之數字為以毫米標示之建築結構尺寸。

The dimensions in floor plans are all structural dimensions in millimeter.

住宅單位的層與層之間的高度，3樓為3.25米；5樓至32樓為3.1米。

Floor to floor height to each residential property. 3/F is 3.25m; 5/F to 32/F is 3.1m.

平面圖的相關資料

- 部份住宅單位之假天花內裝置有冷氣及/或其他機電設備。
- 部份百葉窗(如有)安裝於假天花之上且沒於平面圖顯示。
- 露台(如有)、工作平台(如有)及平台(如有)內可能裝有喉管建築裝飾及/或其他機電設備，其位置請參考有關建築圖則。

### Floor Plans Related

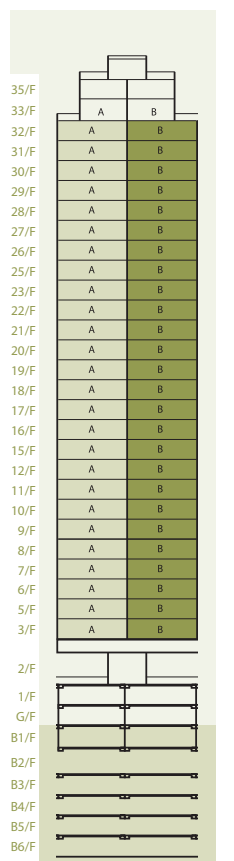
- There are ceiling bulkheads in some residential units for enclosing the air-conditioning system and/or M&E services.
- Some louvers (if any) that are hidden in false ceilings may not be indicated on the floor plans.
- There may be pipes, architectural features and/or M&E services within the balconies (if any), utility platforms (if any) and flat roofs (if any). Please refer to the relevant Building Plans for their locations.

每個住宅物業的樓板(不包括灰泥)的厚度根據已批准結構圖則如下：

The thickness of floor slabs (excluding plaster) in the residential properties varies, according to the information set out in the approved structural plans are listed as follows:

### 第六座 Tower 6

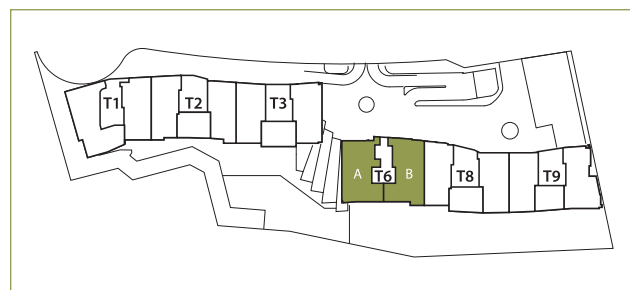
樓層 Floor	每個住宅物業的樓板 (不包括灰泥)的厚度 (毫米) Thickness of floor slabs (excluding plaster) of each residential property (mm)
5/F-31/F	125, 150, 175
32/F	150, 175



住宅由3樓開始，不設4、13、14、24及34樓。

Residential floors start from 3/F and 4/F, 13/F, 14/F, 24/F & 34/F are omitted.

比例尺 SCALE 0(m) 1 2 3 4 5



# 發展項目的住宅物業的樓面平面圖

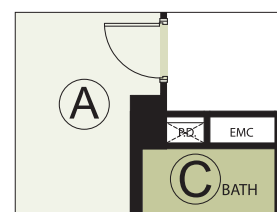
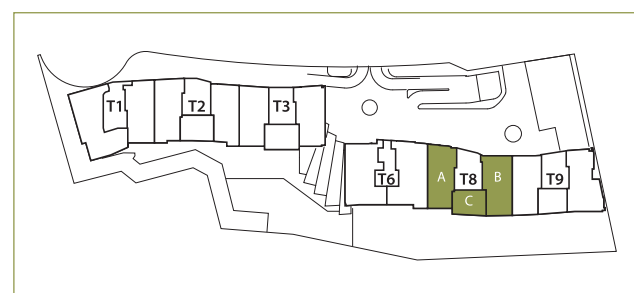
## Floor plans of Residential Properties in the development

# T8 8座 3至32樓 平面圖

## Tower 8 3 - 32/F Floor Plan



比例尺 SCALE 0(m) 1 2 3 4 5



Part Plan of 3/F to 7/F

### 圖例 Legend:

冷氣機位 A/C	花園 Garden	平台 Flat Roof	抽風槽 EAD	電錶房 EMR	工作平台 U.P.	電梯槽 Lift Shaft
浴室 Bath	喉管井 P.W.	多用途 儲物室 Store	垃圾回收房 內之風扇房 Fan Room for RSR	水池 Pool	電梯大堂 Lobby	電錶房 Check Meter Cabinet
垃圾回收房 RSR	家庭室 FAM.	管道槽 P.D.	露台 Balcony	工作平台之 簷蓋 Canopy for U.P.	主人房 Master Bedroom	鋁遮陽篷 Aluminium Sunshade
水錶櫃 W.M.C	消防喉轆 (高位) HR AT H/L	客廳 Living Room	廚房 Kitchen	櫃台 Pantry	書房 Study	電錶箱 EMC
飯廳 Dining Room	建築裝飾 Architectural Feature	花槽 Planter	電梯 Lift	睡房 Bedroom	電線槽 T.D.	

平面圖所列之數字為以毫米標示之建築結構尺寸。

The dimensions in floor plans are all structural dimensions in millimeter.

住宅單位的層與層之間的高度，3樓為3.25米；5樓至32樓為3.1米。

Floor to floor height to each residential property. 3/F is 3.25m; 5/F to 32/F is 3.1m.

### 平面圖的相關資料

- 部份住宅單位之假天花內裝置有冷氣及/或其他機電設備。
- 部份百葉窗(如有)安裝於假天花之上且沒於平面圖顯示。
- 露台(如有)、工作平台(如有)及平台(如有)內可能裝有喉管建築裝飾及/或其他機電設備，其位置請參考有關建築圖則。

### Floor Plans Related

- There are ceiling bulkheads in some residential units for enclosing the air-conditioning system and/or M&E services.
- Some louvers (if any) that are hidden in false ceilings may not be indicated on the floor plans.
- There may be pipes, architectural features and/or M&E services within the balconies (if any), utility platforms (if any) and flat roofs (if any). Please refer to the relevant Building Plans for their locations.

每個住宅物業的樓板(不包括灰泥)的厚度根據已批准結構圖則如下：

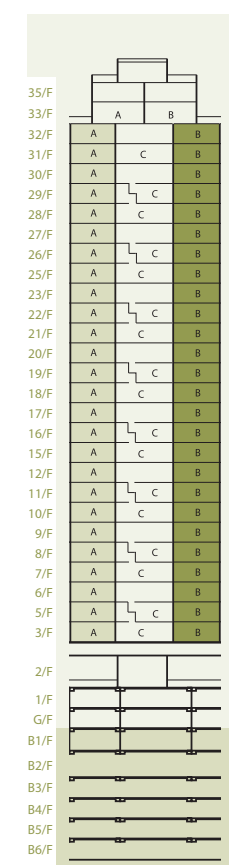
The thickness of floor slabs (excluding plaster) in the residential properties varies, according to the information set out in the approved structural plans are listed as follows:

### 第八座 Tower 8

樓層 Floor	每個住宅物業的樓板 (不包括灰泥)的厚度 (毫米) Thickness of floor slabs (excluding plaster) of each residential property (mm)
5/F-31/F	125, 150, 175
32/F	150, 175

因住宅物業的較高樓層的結構牆的厚度遞減，較高樓層的內部面積，一般比較低樓層的內部面積稍大。

The internal areas of the residential properties on the upper floors will generally be slightly larger than those on the lower floors because of the reducing thickness of the structural walls on the upper floors.



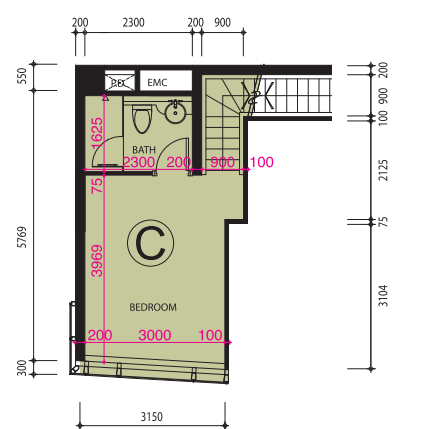
住宅由3樓開始，不設4、13、14、24及34樓。

Residential floors start from 3/F and 4/F, 13/F, 14/F, 24/F & 34/F are omitted.

# T8 8座 3至28樓 平面圖

## Tower 8 3 - 28/F Floor Plan

分層單位  
APARTMENTS



複式單位上層

Upper Part of Duplex Unit

(5/F, 8/F, 11/F, 16/F, 19/F, 22/F, 26/F, 29/F)



複式單位下層

Lower Part of Duplex Unit

(3/F, 7/F, 10/F, 15/F, 18/F, 21/F, 25/F, 28/F)

圖例 Legend:

冷氣機位 A/C	花園 Garden	平台 Flat Roof	抽風槽 EAD	電錶房 EMR	工作平台 U.P.	電梯槽 Lift Shaft
浴室 Bath	喉管井 P.W.	多用途 儲物室 Store	垃圾回收房 內之風扇房 Fan Room for RSR	水池 Pool	電梯大堂 Lobby	電錶房 Check Meter Cabinet
垃圾回收房 RSR	家庭室 FAM.	管道槽 P.D.	露台 Balcony	工作平台之 簷蓋 Canopy for U.P.	主人房 Master Bedroom	鋁遮陽篷 Aluminium Sunshade
水錶櫃 W.M.C	消防喉轆 (高位) HR AT H/L	客廳 Room	廚房 Kitchen	櫃台 Pantry	書房 Study	電錶箱 EMC
飯廳 Dining Room	建築裝飾 Architectural Feature	花槽 Planter	電梯 Lift	睡房 Bedroom	電線槽 T.D.	

平面圖所列之數字為以毫米標示之建築結構尺寸。

The dimensions in floor plans are all structural dimensions in millimeter.

住宅單位的層與層之間的高度，3樓為3.25米；5樓至32樓為3.1米。

Floor to floor height to each residential property. 3/F is 3.25m; 5/F to 32/F is 3.1m.

平面圖的相關資料

- 部份住宅單位之假天花內裝置有冷氣及/或其他機電設備。
- 部份百葉窗(如有)安裝於假天花之上且沒於平面圖顯示。
- 露台(如有)、工作平台(如有)及平台(如有)內可能裝有喉管建築裝飾及/或其他機電設備，其位置請參考有關建築圖則。

Floor Plans Related

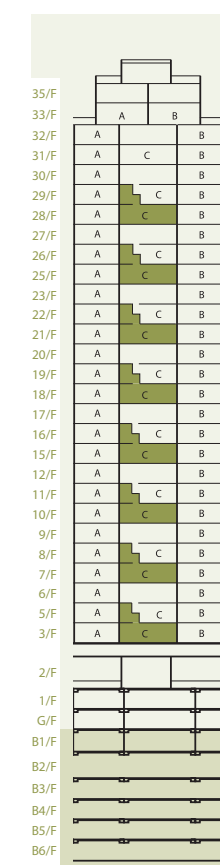
- There are ceiling bulkheads in some residential units for enclosing the air-conditioning system and/or M&E services.
- Some louvers (if any) that are hidden in false ceilings may not be indicated on the floor plans.
- There may be pipes, architectural features and/or M&E services within the balconies (if any), utility platforms (if any) and flat roofs (if any). Please refer to the relevant Building Plans for their locations.

每個住宅物業的樓板(不包括灰泥)的厚度根據已批准結構圖則如下：

The thickness of floor slabs (excluding plaster) in the residential properties varies, according to the information set out in the approved structural plans are listed as follows:

第八座 Tower 8

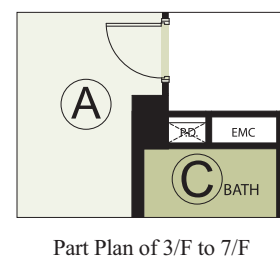
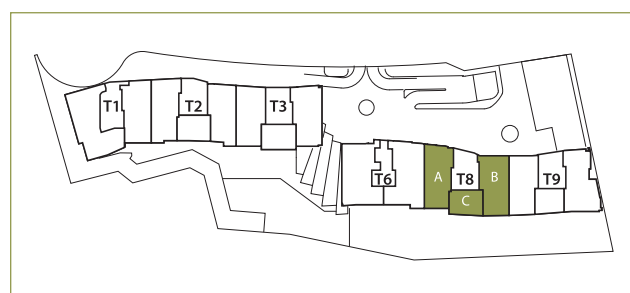
樓層 Floor	每個住宅物業的樓板 (不包括灰泥)的厚度 (毫米) Thickness of floor slabs (excluding plaster) of each residential property (mm)
5/F-31/F	125, 150, 175
32/F	150, 175



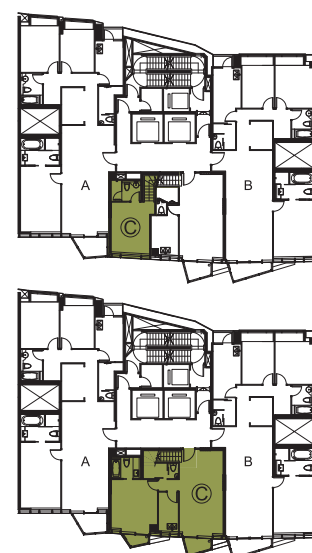
住宅由3樓開始，不設4、13、14、24及34樓。

Residential floors start from 3/F and 4/F, 13/F, 14/F, 24/F & 34/F are omitted.

比例尺 SCALE 0(米) 1 2 3 4 5



Part Plan of 3/F to 7/F

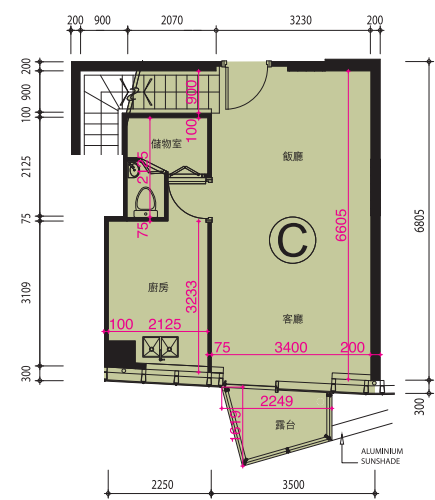


# 發展項目的住宅物業的樓面平面圖 Floor plans of Residential Properties in the development

## T8 8座 5至29樓 平面圖 Tower 8 5 - 29/F Floor Plan

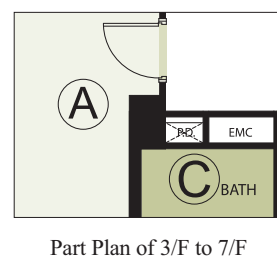
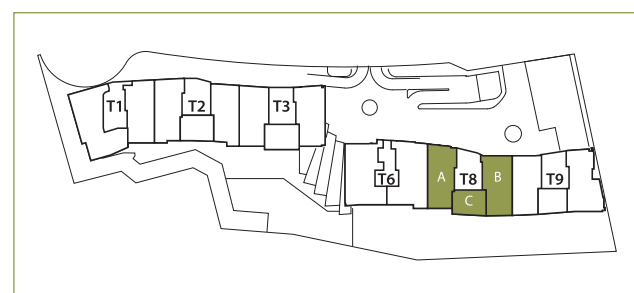


複式單位上層  
Upper Part of Duplex Unit  
(6/F, 9/F, 12/F, 17/F, 20/F, 23/F, 27/F, 30/F)



複式單位下層  
Lower Part of Duplex Unit  
(5/F, 8/F, 11/F, 16/F, 19/F, 22/F, 26/F, 29/F)

比例尺 SCALE 0(m) 1 2 3 4 5



### 圖例 Legend:

冷氣機位 A/C	花園 Garden	平台 Flat Roof	抽風槽 EAD	電錶房 EMR	工作平台 U.P.	電梯槽 Lift Shaft
浴室 Bath	喉管井 P.W.	多用途 儲物室 Store	垃圾回收房 內之風扇房 Fan Room for RSR	水池 Pool	電梯大堂 Lobby	電錶房 Check Meter Cabinet
垃圾回收房 RSR	家庭室 FAM.	管道槽 P.D.	露台 Balcony	工作平台之 簷蓋 Canopy for U.P.	主人房 Master Bedroom	鋁遮陽篷 Aluminium Sunshade
水錶櫃 W.M.C	消防喉轆 (高位) HR AT H/L	客廳 Living Room	廚房 Kitchen	櫃台 Pantry	書房 Study	電錶箱 EMC
飯廳 Dining Room	建築裝飾 Architectural Feature	花槽 Planter	電梯 Lift	睡房 Bedroom	電線槽 T.D.	

平面圖所列之數字為以毫米標示之建築結構尺寸。

The dimensions in floor plans are all structural dimensions in millimeter.

住宅單位的層與層之間的高度，3樓為3.25米；5樓至32樓為3.1米。

Floor to floor height to each residential property. 3/F is 3.25m; 5/F to 32/F is 3.1m.

### 平面圖的相關資料

- 部份住宅單位之假天花內裝置有冷氣及/或其他機電設備。
- 部份百葉窗(如有)安裝於假天花之上且沒於平面圖顯示。
- 露台(如有)、工作平台(如有)及平台(如有)內可能裝有喉管建築裝飾及/或其他機電設備，其位置請參考有關建築圖則。

### Floor Plans Related

- There are ceiling bulkheads in some residential units for enclosing the air-conditioning system and/or M&E services.
- Some louvers (if any) that are hidden in false ceilings may not be indicated on the floor plans.
- There may be pipes, architectural features and/or M&E services within the balconies (if any), utility platforms (if any) and flat roofs (if any). Please refer to the relevant Building Plans for their locations.

每個住宅物業的樓板(不包括灰泥)的厚度根據已批准結構圖則如下：

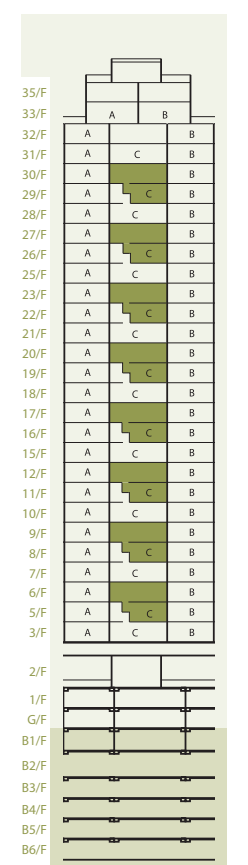
The thickness of floor slabs (excluding plaster) in the residential properties varies, according to the information set out in the approved structural plans are listed as follows:

### 第八座 Tower 8

樓層 Floor	每個住宅物業的樓板 (不包括灰泥)的厚度 (毫米) Thickness of floor slabs (excluding plaster) of each residential property (mm)
5/F-31/F	125, 150, 175
32/F	150, 175

因住宅物業的較高樓層的結構牆的厚度遞減，較高樓層的內部面積，一般比較低樓層的內部面積稍大。

The internal areas of the residential properties on the upper floors will generally be slightly larger than those on the lower floors because of the reducing thickness of the structural walls on the upper floors.



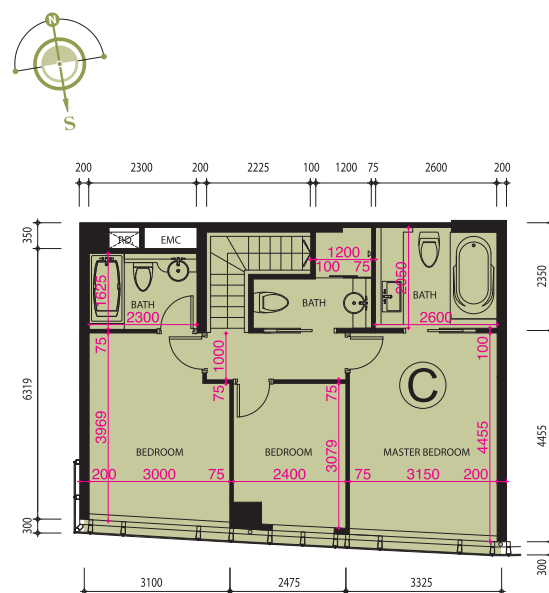
住宅由3樓開始，不設4、13、14、24及34樓。

Residential floors start from 3/F and 4/F, 13/F, 14/F, 24/F & 34/F are omitted.

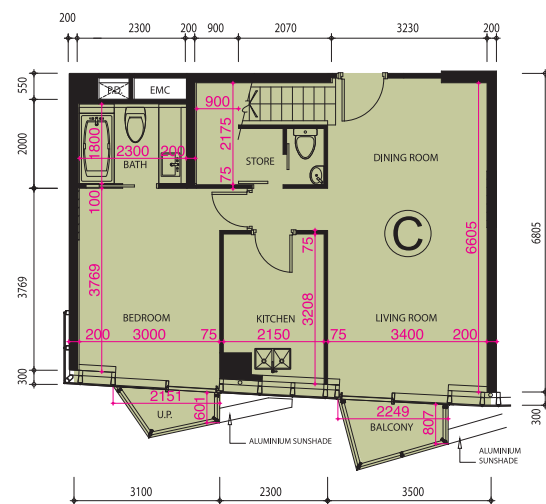
# T8 8座 31樓 平面圖

## Tower 8 31/F Floor Plan

分層單位  
APARTMENTS

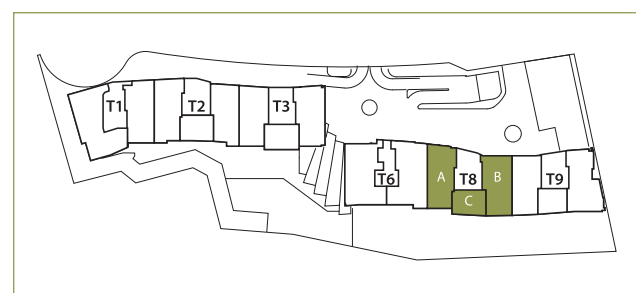


複式單位上層  
Upper Part of Duplex Unit  
(32/F)



複式單位下層  
Lower Part of Duplex Unit  
(31/F)

比例尺 SCALE 0(m) 1 2 3 4 5



圖例 Legend:

冷氣機位 A/C	花園 Garden	平台 Flat Roof	抽風槽 EAD	電錶房 EMR	工作平台 U.P.	電梯槽 Lift Shaft
浴室 Bath	喉管井 P.W.	多用途 儲物室 Store	垃圾回收房 內之風扇房 Fan Room for RSR	水池 Pool	電梯大堂 Lobby	電錶房 Check Meter Cabinet
垃圾回收房 RSR	家庭室 FAM.	管道槽 P.D.	露台 Balcony	工作平台之 簷蓋 Canopy for U.P.	主人房 Master Bedroom	鋁遮陽篷 Aluminium Sunshade
水錶櫃 W.M.C	消防喉轆 (高位) HR AT H/L	客廳 Room	廚房 Kitchen	櫃台 Pantry	書房 Study	電錶箱 EMC
飯廳 Dining Room	建築裝飾 Architectural Feature	花槽 Planter	電梯 Lift	睡房 Bedroom	電線槽 T.D.	

平面圖所列之數字為以毫米標示之建築結構尺寸。

The dimensions in floor plans are all structural dimensions in millimeter.

住宅單位的層與層之間的高度，3樓為3.25米；5樓至32樓為3.1米。

Floor to floor height to each residential property. 3/F is 3.25m; 5/F to 32/F is 3.1m.

平面圖的相關資料

- 部份住宅單位之假天花內裝置有冷氣及/或其他機電設備。
- 部份百葉窗(如有)安裝於假天花之上且沒於平面圖顯示。
- 露台(如有)、工作平台(如有)及平台(如有)內可能裝有喉管建築裝飾及/或其他機電設備，其位置請參考有關建築圖則。

Floor Plans Related

- There are ceiling bulkheads in some residential units for enclosing the air-conditioning system and/or M&E services.
- Some louvers (if any) that are hidden in false ceilings may not be indicated on the floor plans.
- There may be pipes, architectural features and/or M&E services within the balconies (if any), utility platforms (if any) and flat roofs (if any). Please refer to the relevant Building Plans for their locations.

每個住宅物業的樓板(不包括灰泥)的厚度根據已批准結構圖則如下：


The thickness of floor slabs (excluding plaster) in the residential properties varies, according to the information set out in the approved structural plans are listed as follows:

第八座 Tower 8

樓層 Floor	每個住宅物業的樓板 (不包括灰泥)的厚度 (毫米) Thickness of floor slabs (excluding plaster) of each residential property (mm)
5/F-31/F	125, 150, 175
32/F	150, 175

因住宅物業的較高樓層的結構牆的厚度遞減，較高樓層的內部面積，一般比較低樓層的內部面積稍大。

The internal areas of the residential properties on the upper floors will generally be slightly larger than those on the lower floors because of the reducing thickness of the structural walls on the upper floors.



住宅由3樓開始，不設4、13、14、24及34樓。

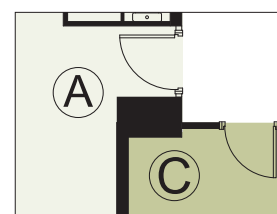
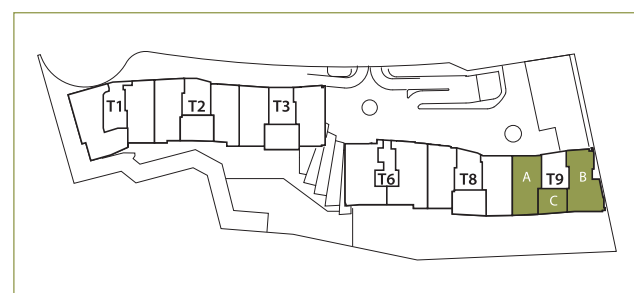
Residential floors start from 3/F and 4/F, 13/F, 14/F, 24/F & 34/F are omitted.

# 發展項目的住宅物業的樓面平面圖 Floor plans of Residential Properties in the development

## T9 9座 3至32樓 平面圖 Tower 9 3 - 32/F Floor Plan



比例尺 SCALE 0(m) 1 2 3 4 5



Part Plan of 3/F to 7/F

### 圖例 Legend:

冷氣機位 A/C	花園 Garden	平台 Flat Roof	抽風槽 EAD	電錶房 EMR	工作平台 U.P.	電梯槽 Lift Shaft
浴室 Bath	喉管井 P.W.	多用途 儲物室 Store	垃圾回收房 內之風扇房 Fan Room for RSR	水池 Pool	電梯大堂 Lobby	電錶房 Check Meter Cabinet
垃圾回收房 RSR	家庭室 FAM.	管道槽 P.D.	露台 Balcony	工作平台之 簷蓋 Canopy for U.P.	主人房 Master Bedroom	鋁遮陽篷 Aluminium Sunshade
水錶櫃 W.M.C	消防喉轆 (高位) HR AT H/L	客廳 Living Room	廚房 Kitchen	櫃台 Pantry	書房 Study	電錶箱 EMC
飯廳 Dining Room	建築裝飾 Architectural Feature	花槽 Planter	電梯 Lift	睡房 Bedroom	電線槽 T.D.	

平面圖所列之數字為以毫米標示之建築結構尺寸。

The dimensions in floor plans are all structural dimensions in millimeter.

住宅單位的層與層之間的高度，3樓為3.25米；5樓至32樓為3.1米。

Floor to floor height to each residential property. 3/F is 3.25m; 5/F to 32/F is 3.1m.

### 平面圖的相關資料

- 部份住宅單位之假天花內裝置有冷氣及/或其他機電設備。
- 部份百葉窗(如有)安裝於假天花之上且沒於平面圖顯示。
- 露台(如有)、工作平台(如有)及平台(如有)內可能裝有喉管建築裝飾及/或其他機電設備，其位置請參考有關建築圖則。

### Floor Plans Related

- There are ceiling bulkheads in some residential units for enclosing the air-conditioning system and/or M&E services.
- Some louvers (if any) that are hidden in false ceilings may not be indicated on the floor plans.
- There may be pipes, architectural features and/or M&E services within the balconies (if any), utility platforms (if any) and flat roofs (if any). Please refer to the relevant Building Plans for their locations.

每個住宅物業的樓板(不包括灰泥)的厚度根據已批准結構圖則如下：

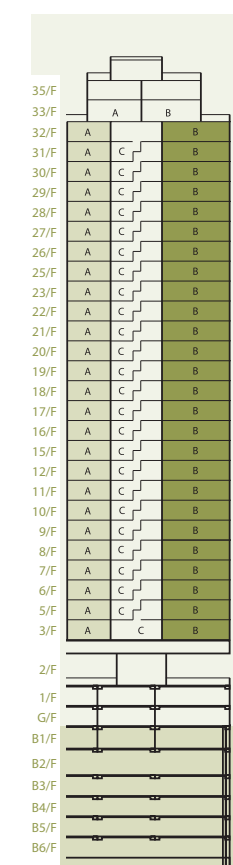
The thickness of floor slabs (excluding plaster) in the residential properties varies, according to the information set out in the approved structural plans are listed as follows:

### 第九座 Tower 9

樓層 Floor	每個住宅物業的樓板 (不包括灰泥)的厚度 (毫米) Thickness of floor slabs (excluding plaster) of each residential property (mm)
5/F-31/F	125, 150, 175
32/F	150, 175

因住宅物業的較高樓層的結構牆的厚度遞減，較高樓層的內部面積，一般比較低樓層的內部面積稍大。

The internal areas of the residential properties on the upper floors will generally be slightly larger than those on the lower floors because of the reducing thickness of the structural walls on the upper floors.



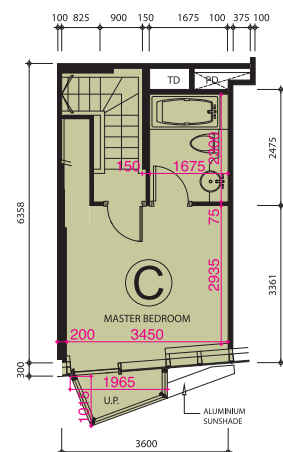
住宅由3樓開始，不設4、13、14、24及34樓。

Residential floors start from 3/F and 4/F, 13/F, 14/F, 24/F & 34/F are omitted.

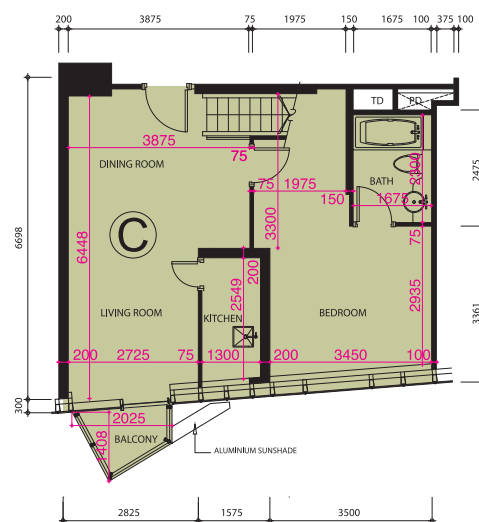
# T9 9座 3樓 平面圖

## Tower 9 3/F Floor Plan

分層單位  
APARTMENTS



複式單位上層  
Upper Part of Duplex Unit  
(5/F)



複式單位下層  
Lower Part of Duplex Unit  
(3/F)

圖例 Legend:

冷氣機位 A/C	花園 Garden	平台 Flat Roof	抽風槽 EAD	電錶房 EMR	工作平台 U.P.	電梯槽 Lift Shaft
浴室 Bath	喉管井 P.W.	多用途 儲物室 Store	垃圾回收房 內之風扇房 Fan Room for RSR	水池 Pool	電梯大堂 Lobby	電錶房 Check Meter Cabinet
垃圾回收房 RSR	家庭室 FAM.	管道槽 P.D.	露台 Balcony	工作平台之 簷蓋 Canopy for U.P.	主人房 Master Bedroom	鋁遮陽篷 Aluminium Sunshade
水錶櫃 W.M.C	消防喉轆 (高位) HR AT H/L	客廳 Living Room	廚房 Kitchen	櫃台 Pantry	書房 Study	電錶箱 EMC
飯廳 Dining Room	建築裝飾 Architectural Feature	花槽 Planter	電梯 Lift	睡房 Bedroom	電線槽 T.D.	

平面圖所列之數字為以毫米標示之建築結構尺寸。

The dimensions in floor plans are all structural dimensions in millimeter.

住宅單位的層與層之間的高度，3樓為3.25米；5樓至32樓為3.1米。

Floor to floor height to each residential property. 3/F is 3.25m; 5/F to 32/F is 3.1m.

平面圖的相關資料

- 部份住宅單位之假天花內裝置有冷氣及/或其他機電設備。
- 部份百葉窗(如有)安裝於假天花之上且沒於平面圖顯示。
- 露台(如有)、工作平台(如有)及平台(如有)內可能裝有喉管建築裝飾及/或其他機電設備，其位置請參考有關建築圖則。

Floor Plans Related

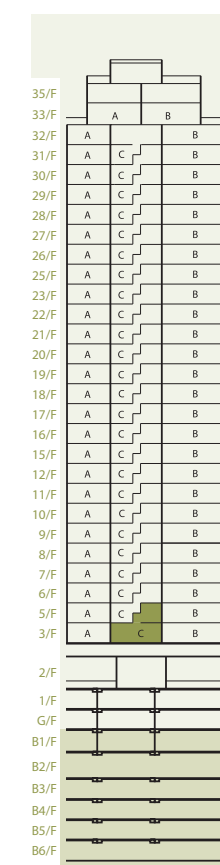
- There are ceiling bulkheads in some residential units for enclosing the air-conditioning system and/or M&E services.
- Some louvers (if any) that are hidden in false ceilings may not be indicated on the floor plans.
- There may be pipes, architectural features and/or M&E services within the balconies (if any), utility platforms (if any) and flat roofs (if any). Please refer to the relevant Building Plans for their locations.

每個住宅物業的樓板(不包括灰泥)的厚度根據已批准結構圖則如下：

The thickness of floor slabs (excluding plaster) in the residential properties varies, according to the information set out in the approved structural plans are listed as follows:

第九座 Tower 9

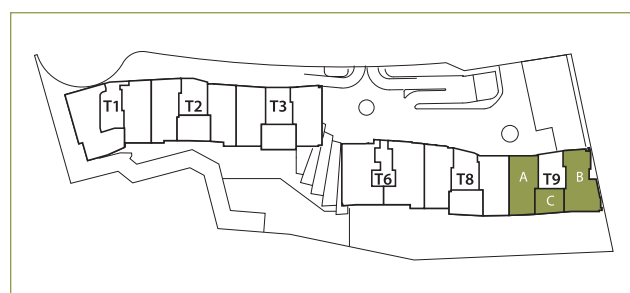
樓層 Floor	每個住宅物業的樓板 (不包括灰泥)的厚度 (毫米) Thickness of floor slabs (excluding plaster) of each residential property (mm)
5/F-31/F	125, 150, 175
32/F	150, 175



住宅由3樓開始，不設4、13、14、24及34樓。

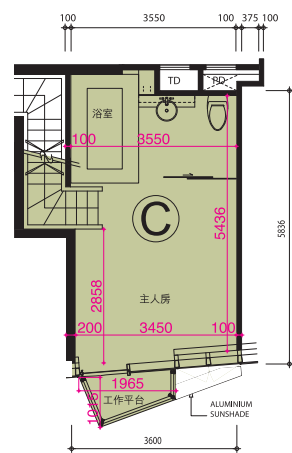
Residential floors start from 3/F and 4/F, 13/F, 14/F, 24/F & 34/F are omitted.

比例尺 SCALE 0(米) 1 2 3 4 5

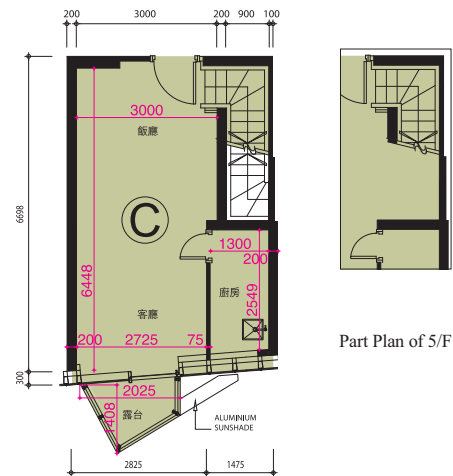


# 發展項目的住宅物業的樓面平面圖 Floor plans of Residential Properties in the development

## T9 9座 5至30樓 平面圖 Tower 9 5 - 30/F Floor Plan

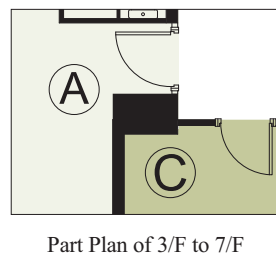
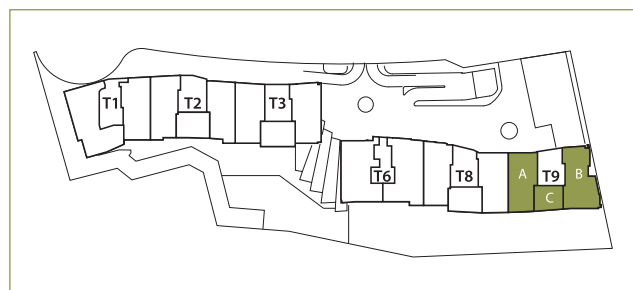


複式單位上層  
Upper Part of Duplex Unit  
(6/F-31/F)



複式單位下層  
Lower Part of Duplex  
(5/F-30/F)

比例尺 SCALE 0(m) 1 2 3 4 5



### 圖例 Legend:

冷氣機位 A/C	花園 Garden	平台 Flat Roof	抽風槽 EAD	電錶房 EMR	工作平台 U.P.	電梯槽 Lift Shaft
浴室 Bath	喉管井 P.W.	多用途 儲物室 Store	垃圾回收房 內之風扇房 Fan Room for RSR	水池 Pool	電梯大堂 Lobby	電錶房 Check Meter Cabinet
垃圾回收房 RSR	家庭室 FAM.	管道槽 P.D.	露台 Balcony	工作平台之 簷蓋 Canopy for U.P.	主人房 Master Bedroom	鋁遮陽篷 Aluminium Sunshade
水錶櫃 W.M.C	消防喉轆 (高位) HR AT H/L	客廳 Living Room	廚房 Kitchen	櫃台 Pantry	書房 Study	電錶箱 EMC
飯廳 Dining Room	建築裝飾 Architectural Feature	花槽 Planter	電梯 Lift	睡房 Bedroom	電線槽 T.D.	

平面圖所列之數字為以毫米標示之建築結構尺寸。

The dimensions in floor plans are all structural dimensions in millimeter.

住宅單位的層與層之間的高度，3樓為3.25米；5樓至32樓為3.1米。

Floor to floor height to each residential property. 3/F is 3.25m; 5/F to 32/F is 3.1m.

### 平面圖的相關資料

- 部份住宅單位之假天花內裝置有冷氣及/或其他機電設備。
- 部份百葉窗(如有)安裝於假天花之上且沒於平面圖顯示。
- 露台(如有)、工作平台(如有)及平台(如有)內可能裝有喉管建築裝飾及/或其他機電設備，其位置請參考有關建築圖則。

### Floor Plans Related

- There are ceiling bulkheads in some residential units for enclosing the air-conditioning system and/or M&E services.
- Some louvers (if any) that are hidden in false ceilings may not be indicated on the floor plans.
- There may be pipes, architectural features and/or M&E services within the balconies (if any), utility platforms (if any) and flat roofs (if any). Please refer to the relevant Building Plans for their locations.

每個住宅物業的樓板(不包括灰泥)的厚度根據已批准結構圖則如下：

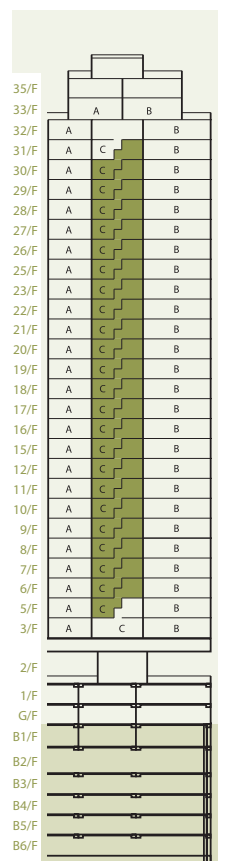
The thickness of floor slabs (excluding plaster) in the residential properties varies, according to the information set out in the approved structural plans are listed as follows:

### 第九座 Tower 9

樓層 Floor	每個住宅物業的樓板 (不包括灰泥)的厚度 (毫米) Thickness of floor slabs (excluding plaster) of each residential property (mm)
5/F-31/F	125, 150, 175
32/F	150, 175

因住宅物業的較高樓層的結構牆的厚度遞減，較高樓層的內部面積，一般比較低樓層的內部面積稍大。

The internal areas of the residential properties on the upper floors will generally be slightly larger than those on the lower floors because of the reducing thickness of the structural walls on the upper floors.



住宅由3樓開始，不設4、13、14、24及34樓。

Residential floors start from 3/F and 4/F, 13/F, 14/F, 24/F & 34/F are omitted.

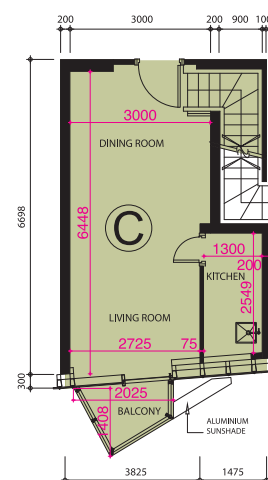
# T9 9座 31樓及32樓 平面圖

## Tower 9 31/F and 32/F Floor Plan

分層單位  
APARTMENTS



複式單位上層  
Upper Part of Duplex Unit  
(32/F)



複式單位下層  
Lower Part of Duplex Unit  
(31/F)

圖例 Legend:

冷氣機位 A/C	花園 Garden	平台 Flat Roof	抽風槽 EAD	電錶房 EMR	工作平台 U.P.	電梯槽 Lift Shaft
浴室 Bath	喉管井 P.W.	多用途 儲物室 Store	垃圾回收房 內之風扇房 Fan Room for RSR	水池 Pool	電梯大堂 Lobby	電錶房 Check Meter Cabinet
垃圾回收房 RSR	家庭室 FAM.	管道槽 P.D.	露台 Balcony	工作平台之 簷蓋 Canopy for U.P.	主人房 Master Bedroom	鋁遮陽篷 Aluminium Sunshade
水錶櫃 W.M.C	消防喉轆 (高位) HR AT H/L	客廳 Room	廚房 Kitchen	櫃台 Pantry	書房 Study	電錶箱 EMC
飯廳 Dining Room	建築裝飾 Feature	花槽 Planter	電梯 Lift	睡房 Bedroom	電線槽 T.D.	

平面圖所列之數字為以毫米標示之建築結構尺寸。

The dimensions in floor plans are all structural dimensions in millimeter.

住宅單位的層與層之間的高度，3樓為3.25米；5樓至32樓為3.1米。

Floor to floor height to each residential property. 3/F is 3.25m; 5/F to 32/F is 3.1m.

平面圖的相關資料

- 部份住宅單位之假天花內裝置有冷氣及/或其他機電設備。
- 部份百葉窗(如有)安裝於假天花之上且沒於平面圖顯示。
- 露台(如有)、工作平台(如有)及平台(如有)內可能裝有喉管建築裝飾及/或其他機電設備，其位置請參考有關建築圖則。

Floor Plans Related

- There are ceiling bulkheads in some residential units for enclosing the air-conditioning system and/or M&E services.
- Some louvers (if any) that are hidden in false ceilings may not be indicated on the floor plans.
- There may be pipes, architectural features and/or M&E services within the balconies (if any), utility platforms (if any) and flat roofs (if any). Please refer to the relevant Building Plans for their locations.

每個住宅物業的樓板(不包括灰泥)的厚度根據已批准結構圖則如下：

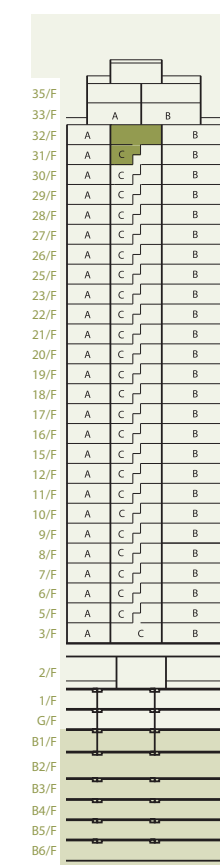
The thickness of floor slabs (excluding plaster) in the residential properties varies, according to the information set out in the approved structural plans are listed as follows:

第九座 Tower 9

樓層 Floor	每個住宅物業的樓板 (不包括灰泥)的厚度 (毫米) Thickness of floor slabs (excluding plaster) of each residential property (mm)
5/F-31/F	125, 150, 175
32/F	150, 175

因住宅物業的較高樓層的結構牆的厚度遞減，較高樓層的內部面積，一般比較低樓層的內部面積稍大。

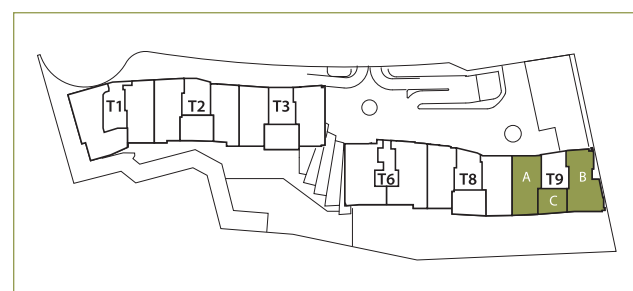
The internal areas of the residential properties on the upper floors will generally be slightly larger than those on the lower floors because of the reducing thickness of the structural walls on the upper floors.

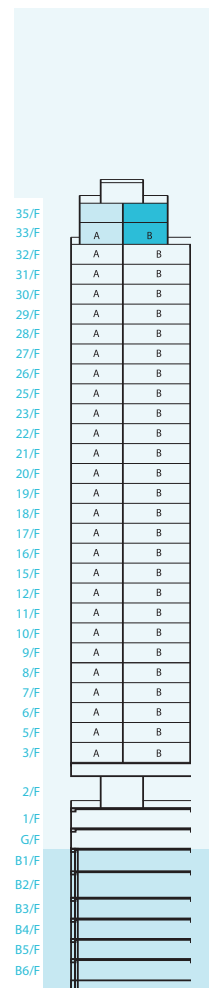
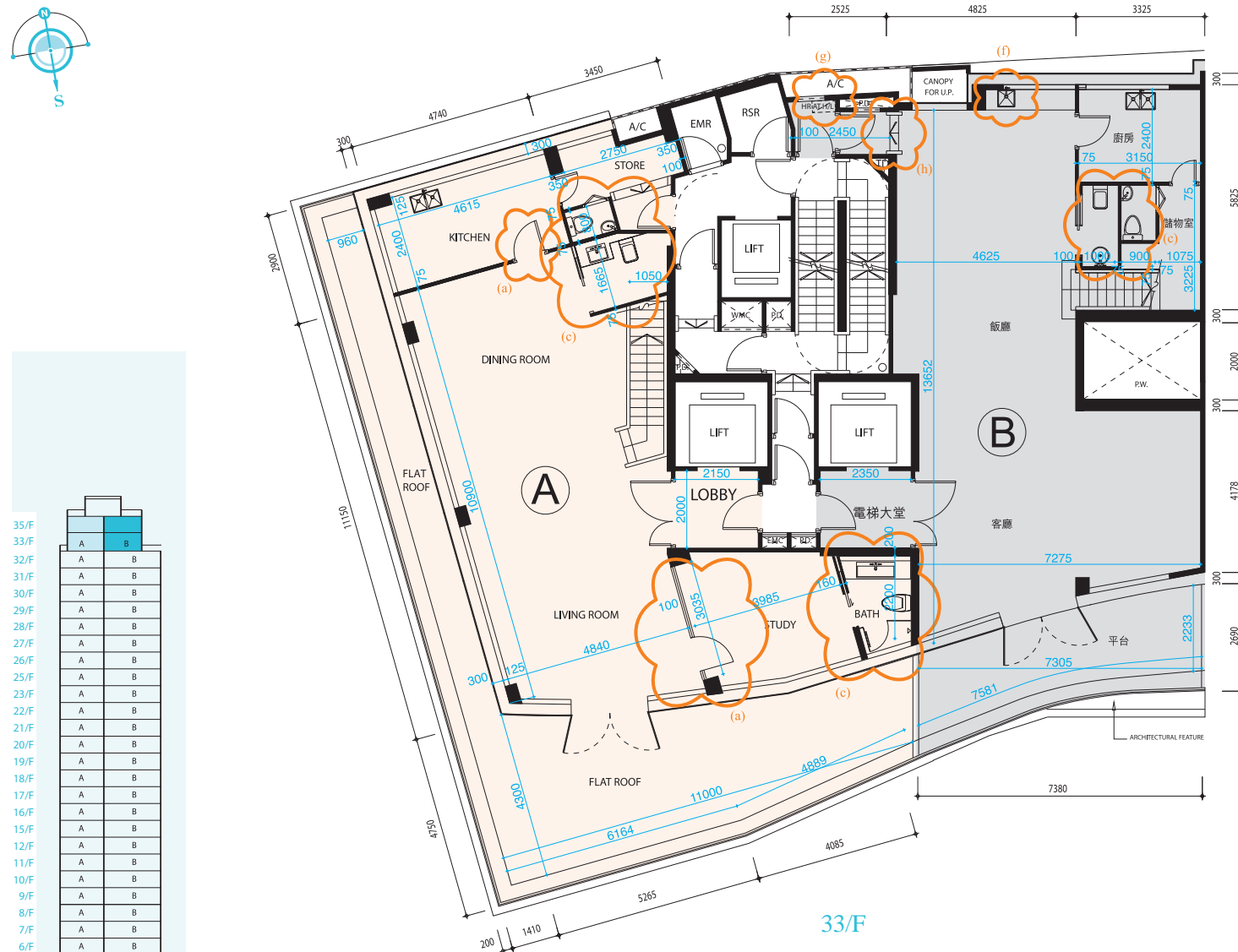


住宅由3樓開始，不設4、13、14、24及34樓。

Residential floors start from 3/F and 4/F, 13/F, 14/F, 24/F & 34/F are omitted.

比例尺 SCALE 0(m) 1 2 3 4 5





住宅由3樓開始，不設4、13、14、24及34樓。  
Residential floors start from 3/F and 4/F, 13/F, 14/F, 24/F & 34/F are omitted.

因住宅物業的較高樓層的結構牆的厚度遞減，較高樓層的內部面積，一般比較低樓層的內部面積稍大。

The internal areas of the residential properties on the upper floors will generally be slightly larger than those on the lower floors because of the reducing thickness of the structural walls on the upper floors.

平面圖所列之數字為以毫米標示之建築結構尺寸。  
The dimensions in floor plans are all structural dimensions in millimeter.

住宅單位的層與層之間的高度，33樓為3.4米；35樓為3米。

Floor to floor height to each residential property. 33/F is 3.4m; 35/F is 3m.

每個住宅物業的樓板（不包括灰泥）的厚度根據已批准結構圖則如下：

The thickness of floor slabs (excluding plaster) in the residential properties varies, according to the information set out in the approved structural plans are listed as follows:

第一座 Tower 1

樓層 Floor	每個住宅物業的樓板 (不包括灰泥)的厚度(毫米) Thickness of floor slabs (excluding plaster) of each residential property (mm)
33/F	150, 200
35/F	150, 175, 200, 300



平面圖的相關資料

- 1. 部份住宅單位之假天花內裝置有冷氣及 / 或其他機電設備。
- 2. 部份百葉窗 ( 如有 ) 安裝於假天花之上且沒於平面圖顯示。
- 3. 露台 ( 如有 ) 、工作平台 ( 如有 ) 及平台 ( 如有 ) 內可能裝有喉管建築裝飾及 / 或其他機電設備，其位置請參考有關建築圖則。

Floor Plans Related

- 1. There are ceiling bulkheads in some residential units for enclosing the air-conditioning system and/or M&E services.
- 2. Some louvers (if any) that are hidden in false ceilings may not be indicated on the floor plans.
- 3. There may be pipes, architectural features and/or M&E services within the balconies (if any), utility platforms (if any) and flat roofs (if any). Please refer to the relevant Building Plans for their locations.

第一座 33 及 35 樓 A 及 B 單位在發展項目落成後進行小型工程或獲《建築物條例》豁免的工程而有所改動，上述 B 單位的消防喉轆亦根據消防 ( 裝置及設備 ) 規例第九條 (1) 款進行了重置 ( 其消防裝置及設備證書經已遞交 ) 。該等改動及重置項目的大概位置於平面圖中標出。該等改動及重置項目列出如下 ( 下文編號對應圖中附註編號 ( 如有 ) ) :

- (a) 門移位或拆除，並以不同位置或不同設計之門取代。
- (b) 內牆拆除，並以不同尺寸的牆及不同的裝置取代。
- (c) 浴室原本的牆及裝置移除或移位，以不同尺寸的牆及不同的裝置取代。
- (d) 廚房原本的牆及裝置移除或移位，以不同尺寸的牆及不同的裝置取代。
- (e) 儲物室原本的牆及裝置移除或移位，以不同尺寸的牆及不同的裝置取代。
- (f) 洗手盆裝置移位或移除。
- (g) 消防喉轆重置。
- (h) 拆除樓梯扶手。

T1 33/F & 35/F unit A & B have been altered by way of minor works or exempted works under the Buildings Ordinance and the hose reel of unit B above has been relocated under Regulation 9(1) of the Fire Service (Installations and Equipment) Regulations (Certificate of Fire Service Installation and Equipment of which has been submitted), after completion of the Development. The approximate location of the alterations and the item relocated are indicated in the floor plan and such alterations and relocations are set out below (numbering below refers to the remarks, if any, in the plan):

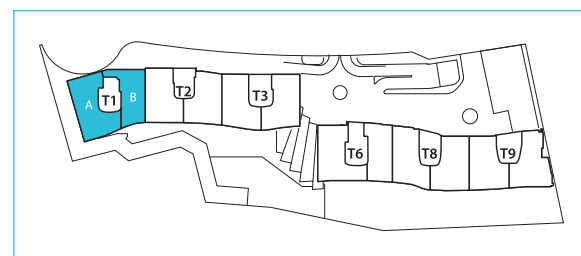
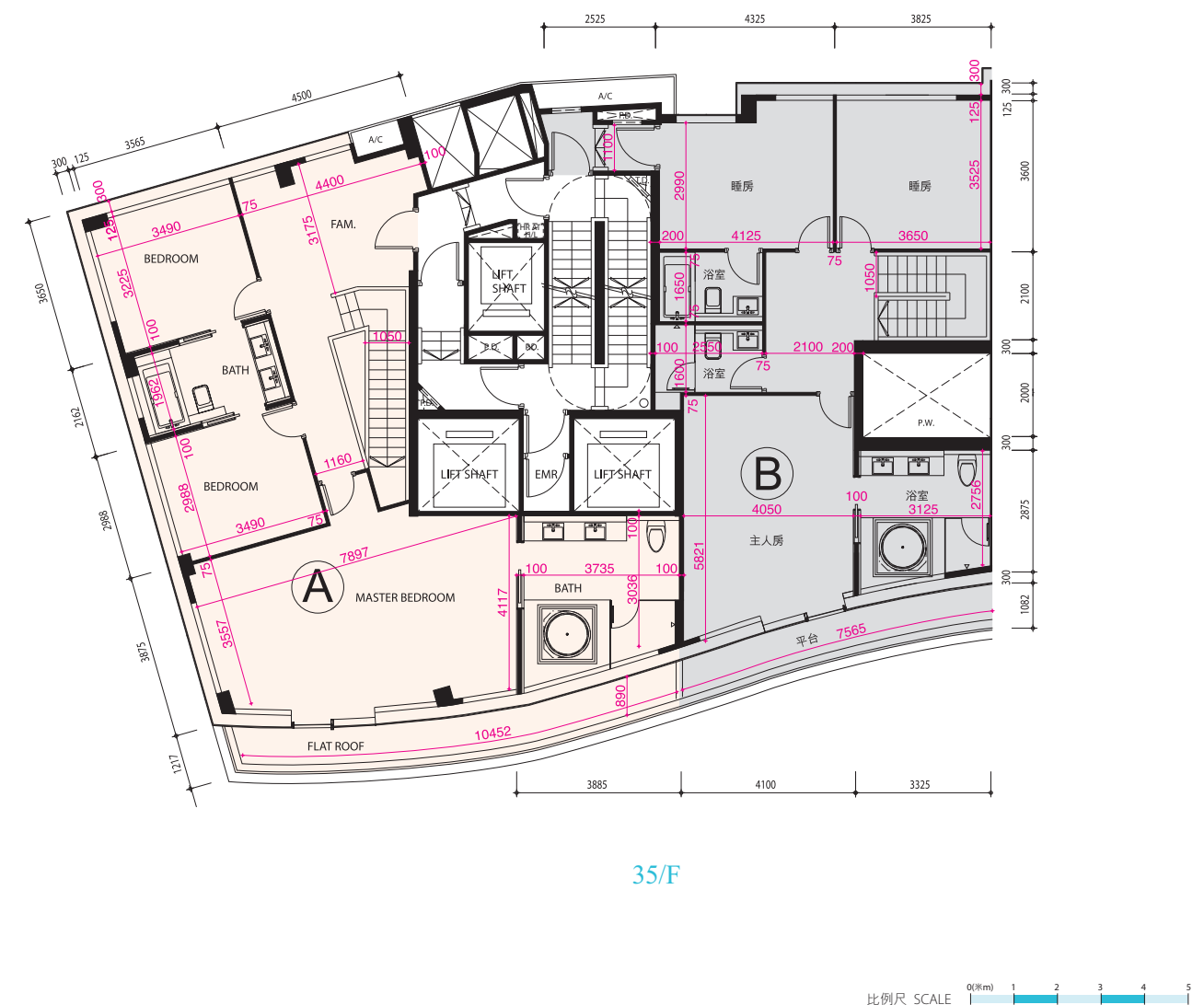
- (a) Door relocated or removed and replaced by a door at a different location or different design.
- (b)Original walls removed, replaced with walls of different dimension and fitted with different fittings.
- (c)Original walls and fittings of bathroom are demolished or relocated, replaced with walls of different dimension and fitted with different fittings.
- (d)Original walls and fittings of Kitchen are demolished or relocated, replaced with walls of different dimension and fitted with different fittings.
- (e)Original walls and fittings of Storeroom are demolished or relocated, replaced with walls of different dimension and fitted with different fittings.
- (f) Water Basin relocated or removed.
- (g)Hose reel relocated.
- (h)Stair handrails are removed.

圖例 Legend:

冷氣機位 A/C	抽風槽 EAD	消防喉轆 (高位) HR AT H/L	主人房 Master Bedroom	電線槽 T.D.
建築裝飾 Architectural Feature	電錶櫃 EMC	廚房 Kitchen	管道槽 P.D.	水錶櫃 W.M.C
浴室 Bath	電錶房 EMR	電梯 Lift	喉管井 P.W.	
睡房 Bedroom	家庭室 FAM.	電梯槽 Lift Shaft	垃圾回收房 RSR	
工作平台之簷蓋 Canopy for U.P.	垃圾回收房內之風扇房 Fan Room for RSR	客廳 Living Room	儲物室 Store	
飯廳 Dinning Room	平台 Flat Roof	電梯大堂 Lobby	書房 Study	

# 發展項目的住宅物業的樓面平面圖 Floor plans of Residential Properties in the development

## T1 1座 33樓及35樓 現狀間隔平面圖 Tower 1 33/F & 35/F Latest Floor Plan



因住宅物業的較高樓層的結構牆的厚度遞減，較高樓層的內部面積，一般比較低樓層的內部面積稍大。

The internal areas of the residential properties on the upper floors will generally be slightly larger than those on the lower floors because of the reducing thickness of the structural walls on the upper floors.

平面圖所列之數字為以毫米標示之建築結構尺寸。

The dimensions in floor plans are all structural dimensions in millimeter.

住宅單位的層與層之間的高度，33樓為3.4米；35樓為3米。


Floor to floor height to each residential property. 33/F is 3.4m; 35/F is 3m.

每個住宅物業的樓板（不包括灰泥）的厚度根據已批准結構圖則如下：

The thickness of floor slabs (excluding plaster) in the residential properties varies, according to the information set out in the approved structural plans are listed as follows:

第一座 Tower 1

樓層 Floor	每個住宅物業的樓板 (不包括灰泥)的厚度(毫米) Thickness of floor slabs (excluding plaster) of each residential property (mm)
33/F	150, 200
35/F	150, 175, 200, 300



平面圖的相關資料

- 1. 部份住宅單位之假天花內裝置有冷氣及 / 或其他機電設備。
- 2. 部份百葉窗 ( 如有 ) 安裝於假天花之上且沒於平面圖顯示。
- 3. 露台 ( 如有 ) 、工作平台 ( 如有 ) 及平台 ( 如有 ) 內可能裝有喉管建築裝飾及 / 或其他機電設備，其位置請參考有關建築圖則。

Floor Plans Related

- 1. There are ceiling bulkheads in some residential units for enclosing the air-conditioning system and/or M&E services.
- 2. Some louvers (if any) that are hidden in false ceilings may not be indicated on the floor plans.
- 3. There may be pipes, architectural features and/or M&E services within the balconies (if any), utility platforms (if any) and flat roofs (if any). Please refer to the relevant Building Plans for their locations.
























圖例 Legend:

冷氣機位 A/C	抽風槽 EAD	消防喉轆 ( 高位 ) HR AT H/L	主人房 Master Bedroom	電線槽 T.D.
建築裝飾 Architectural Feature	電錶櫃 EMC	廚房 Kitchen	管道槽 P.D.	水錶櫃 W.M.C
浴室 Bath	電錶房 EMR	電梯 Lift	喉管井 P.W.	
睡房 Bedroom	家庭室 FAM.	電梯槽 Lift Shaft	垃圾回收房 RSR	
工作平台之簷蓋 Canopy for U.P.	垃圾回收房內之風扇房 Fan Room for RSR	客廳 Living Room	儲物室 Store	
飯廳 Dinning Room	平台 Flat Roof	電梯大堂 Lobby	書房 Study	

# 發展項目的住宅物業的樓面平面圖 Floor plans of Residential Properties in the development

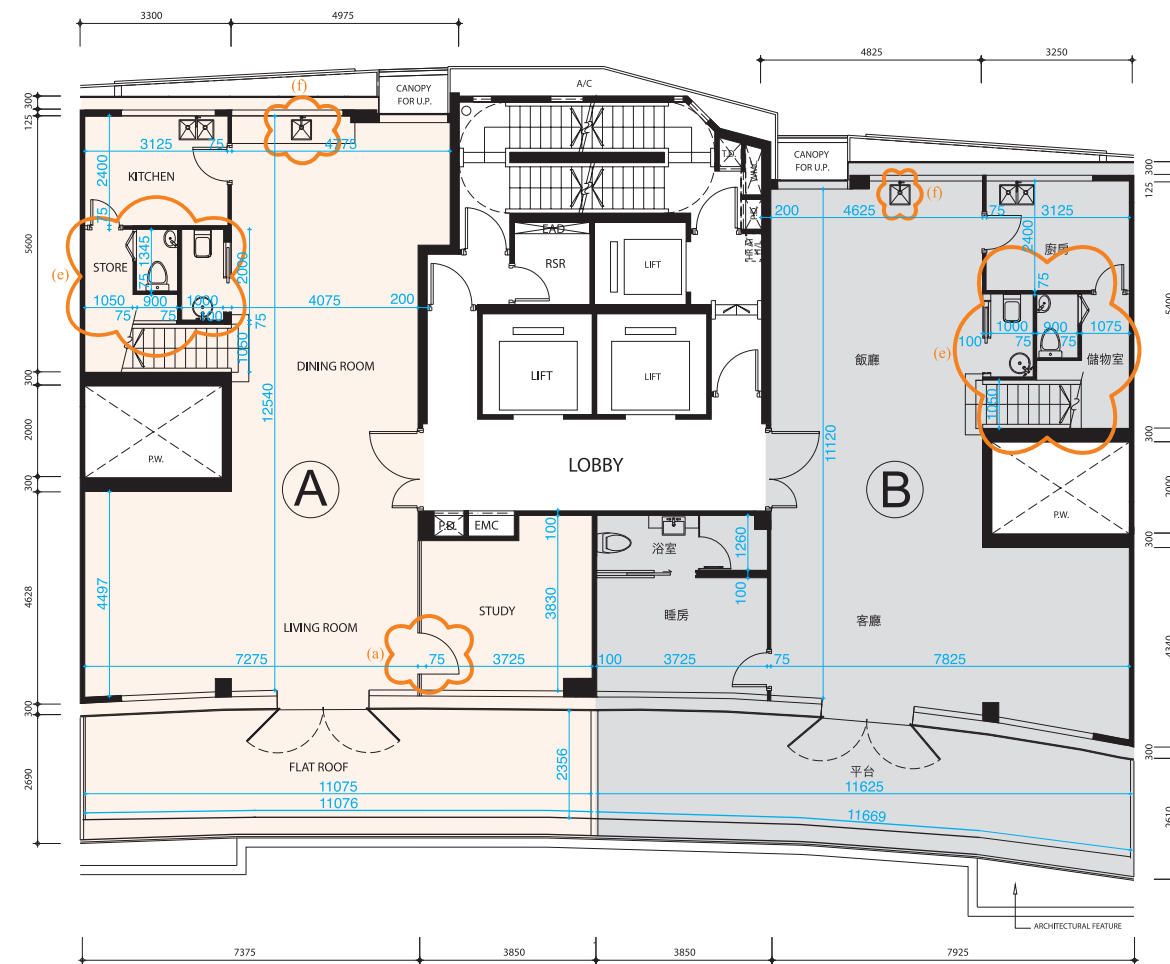
## T2 2座 33樓及35樓 平面圖 Tower 2 33/F & 35/F Floor Plan



			
35/F			
32/F			
31/F			
30/F			
29/F			
28/F			
27/F			
26/F			
25/F			
23/F			
22/F			
21/F			
20/F			
19/F			
18/F			
17/F			
16/F			
15/F			
12/F			
11/F			
10/F			
9/F			
8/F			
7/F			
6/F			
5/F			
3/F			
2/F			
1/F			
G/F			
B1/F			
B2/F			
B3/F			
B4/F			
B5/F			
B6/F			

住宅由3樓開始，不設4、13、14、24及34樓。

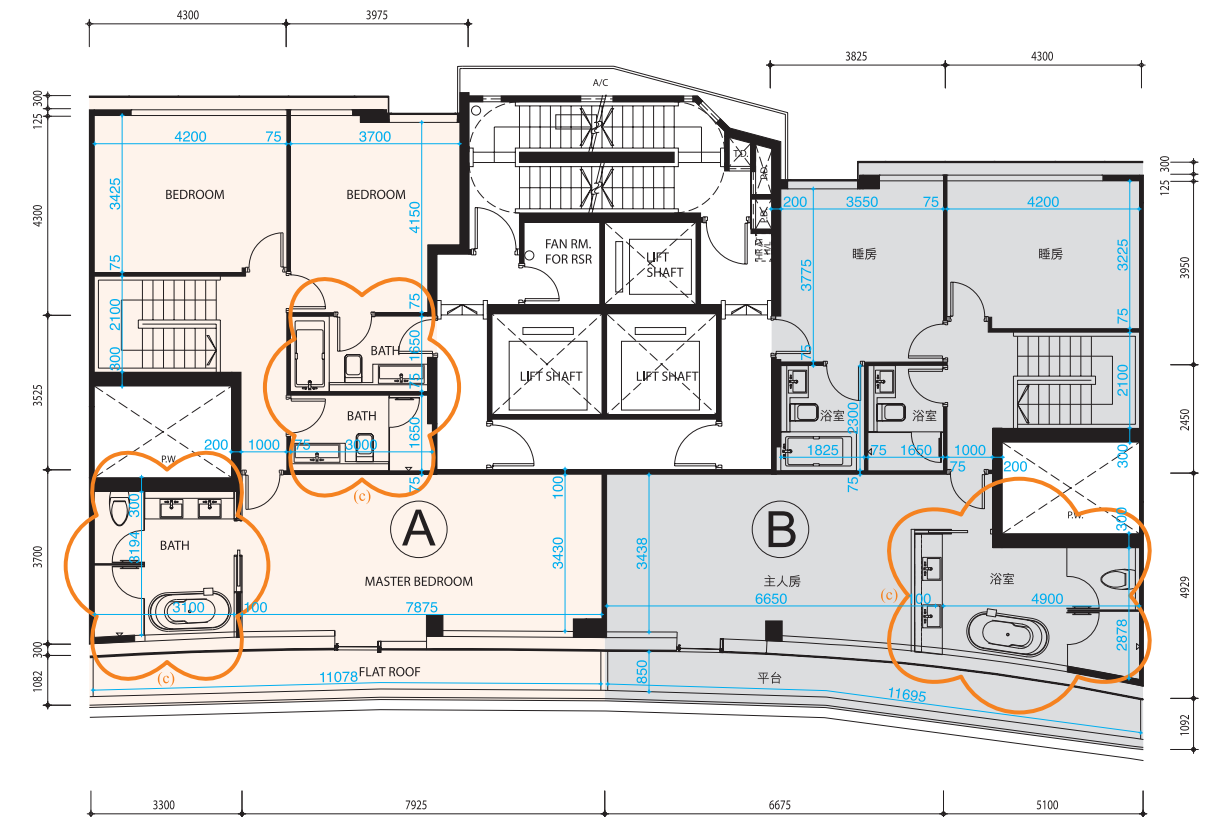
Residential floors start from 3/F and 4/F, 13/F, 14/F, 24/F & 34/F are omitted.



33/F

因住宅物業的較高樓層的結構牆的厚度遞減，較高樓層的內部面積，一般比較低樓層的內部面積稍大。

The internal areas of the residential properties on the upper floors will generally be slightly larger than those on the lower floors because of the reducing thickness of the structural walls on the upper floors.



35/F

比例尺 SCALE 0(m) 1 2 3 4 5

平面圖所列之數字為以毫米標示之建築結構尺寸。

The dimensions in floor plans are all structural dimensions in millimeter.

住宅單位的層與層之間的高度，33樓為3.4米；35樓為3米。

Floor to floor height to each residential property. 33/F is 3.4m; 35/F is 3m.

每個住宅物業的樓板（不包括灰泥）的厚度根據已批准結構圖則如下：

The thickness of floor slabs (excluding plaster) in the residential properties varies, according to the information set out in the approved structural plans are listed as follows:

第二座 Tower 2

樓層 Floor	每個住宅物業的樓板 (不包括灰泥)的厚度(毫米) Thickness of floor slabs (excluding plaster) of each residential property (mm)
33/F	150, 200
35/F	150, 175, 200, 300



平面圖的相關資料

- 1. 部份住宅單位之假天花內裝置有冷氣及 / 或其他機電設備。
- 2. 部份百葉窗 ( 如有 ) 安裝於假天花之上且沒於平面圖顯示。
- 3. 露台 ( 如有 ) 、工作平台 ( 如有 ) 及平台 ( 如有 ) 內可能裝有喉管建築裝飾及 / 或其他機電設備，其位置請參考有關建築圖則。

Floor Plans Related

- 1. There are ceiling bulkheads in some residential units for enclosing the air-conditioning system and/or M&E services.
- 2. Some louvers (if any) that are hidden in false ceilings may not be indicated on the floor plans.
- 3. There may be pipes, architectural features and/or M&E services within the balconies (if any), utility platforms (if any) and flat roofs (if any). Please refer to the relevant Building Plans for their locations.

第二座 33 及 35 樓 A 及 B 單位在發展項目落成後進行小型工程或獲《建築物條例》豁免的工程而有所改動。該等改動大概位置於平面圖中標出。該等改動列出如下 ( 下文編號對應圖中附註編號 ( 如有 ) ) :

- (a) 門移位或拆除，並以不同位置或不同設計之門取代。
- (b) 內牆拆除，並以不同尺寸的牆及不同的裝置取代。
- (c) 浴室原本的牆及裝置移除或移位，以不同尺寸的牆及不同的裝置取代。
- (d) 廚房原本的牆及裝置移除或移位，以不同尺寸的牆及不同的裝置取代。
- (e) 儲物室原本的牆及裝置移除或移位，以不同尺寸的牆及不同的裝置取代。
- (f) 洗手盆裝置移位或移除。

T2 33/F & 35/F unit A and B have been altered by way of minor works or exempted works under the Buildings Ordinance after completion of the Development. The approximate location of the alterations are indicated in the floor plan and the alterations are set out below (numbering below refers to the remarks, if any, in the plan):

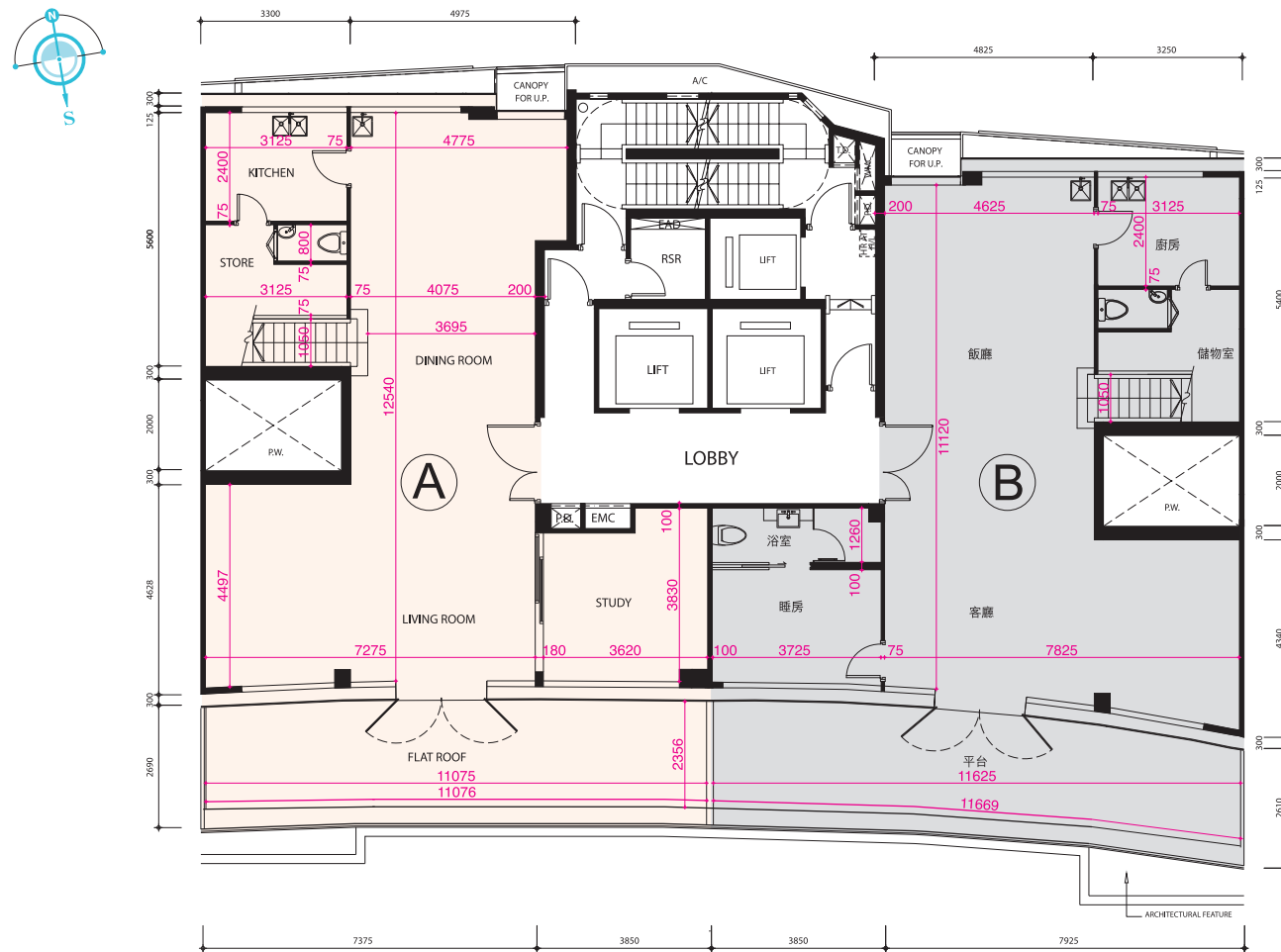
- (a) Door relocated or removed and replaced by a door at a different location or different design.
- (b)Original walls removed, replaced with walls of different dimension and fitted with different fittings.
- (c)Original walls and fittings of bathroom are demolished or relocated, replaced with walls of different dimension and fitted with different fittings.
- (d)Original walls and fittings of Kitchen are demolished or relocated, replaced with walls of different dimension and fitted with different fittings.
- (e)Original walls and fittings of Storeroom are demolished or relocated, replaced with walls of different dimension and fitted with different fittings.
- (f) Water Basin relocated or removed.

圖例 Legend:

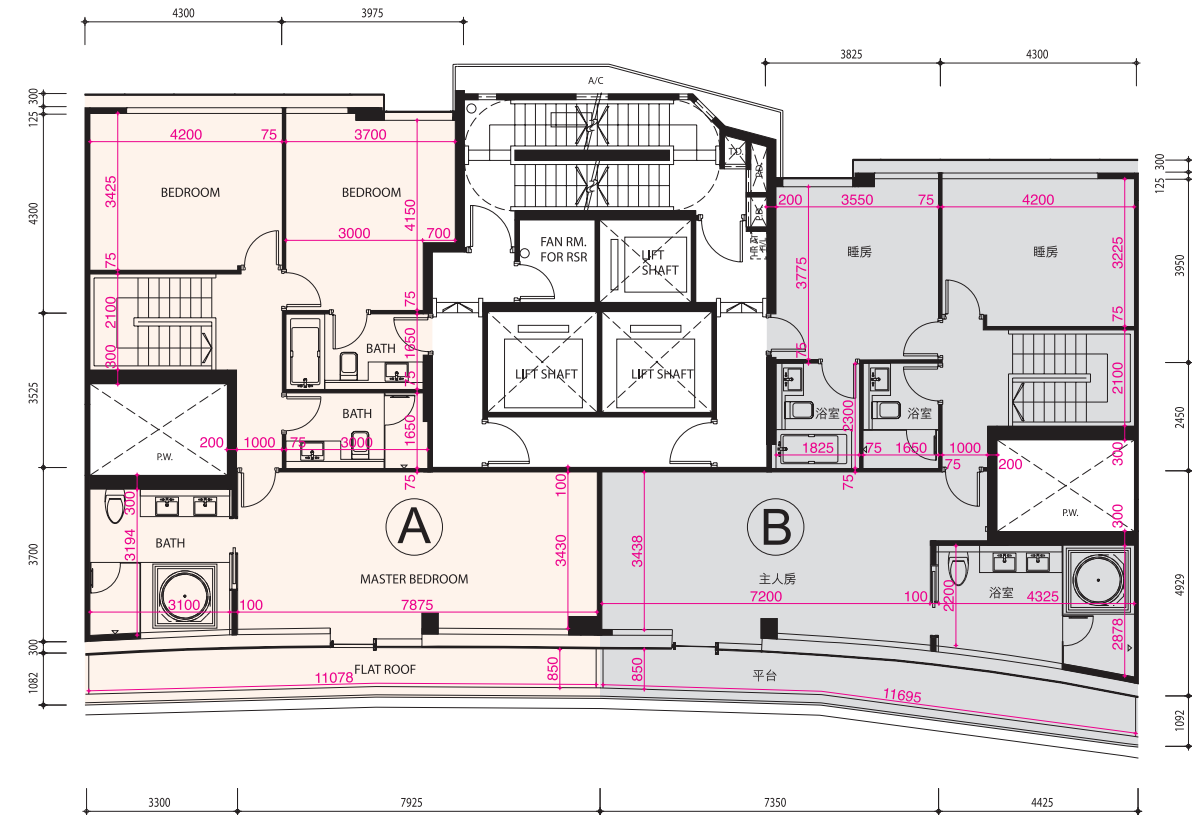
冷氣機位 A/C	抽風槽 EAD	消防喉轆 (高位) HR AT H/L	主人房 Master Bedroom	電線槽 T.D.
建築裝飾 Architectural Feature	電錶櫃 EMC	廚房 Kitchen	管道槽 P.D.	水錶櫃 W.M.C
浴室 Bath	電錶房 EMR	電梯 Lift	喉管井 P.W.	
睡房 Bedroom	家庭室 FAM.	電梯槽 Lift Shaft	垃圾回收房 RSR	
工作平台之簷蓋 Canopy for U.P.	垃圾回收房內之風扇房 Fan Room for RSR	客廳 Living Room	儲物室 Store	
飯廳 Dinning Room	平台 Flat Roof	電梯大堂 Lobby	書房 Study	

# 發展項目的住宅物業的樓面平面圖 Floor plans of Residential Properties in the development

## T2 2座 33樓及35樓 現狀間隔平面圖 Tower 2 33/F & 35/F Latest Floor Plan

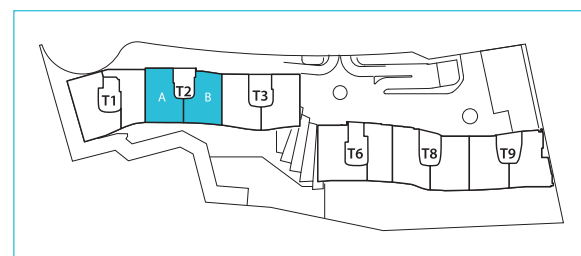


33/F



35/F

比例尺 SCALE 0(m) 1 2 3 4 5



因住宅物業的較高樓層的結構牆的厚度遞減，較高樓層的內部面積，一般比較低樓層的內部面積稍大。

The internal areas of the residential properties on the upper floors will generally be slightly larger than those on the lower floors because of the reducing thickness of the structural walls on the upper floors.

平面圖所列之數字為以毫米標示之建築結構尺寸。

The dimensions in floor plans are all structural dimensions in millimeter.

住宅單位的層與層之間的高度，33樓為3.4米；35樓為3米。

Floor to floor height to each residential property. 33/F is 3.4m; 35/F is 3m.

每個住宅物業的樓板（不包括灰泥）的厚度根據已批准結構圖則如下：

The thickness of floor slabs (excluding plaster) in the residential properties varies, according to the information set out in the approved structural plans are listed as follows:

第二座 Tower 2

樓層 Floor	每個住宅物業的樓板 (不包括灰泥)的厚度(毫米) Thickness of floor slabs (excluding plaster) of each residential property (mm)
33/F	150, 200
35/F	150, 175, 200, 300



平面圖的相關資料

- 1. 部份住宅單位之假天花內裝置有冷氣及 / 或其他機電設備。
- 2. 部份百葉窗 ( 如有 ) 安裝於假天花之上且沒於平面圖顯示。
- 3. 露台 ( 如有 ) 、工作平台 ( 如有 ) 及平台 ( 如有 ) 內可能裝有喉管建築裝飾及 / 或其他機電設備，其位置請參考有關建築圖則。

Floor Plans Related

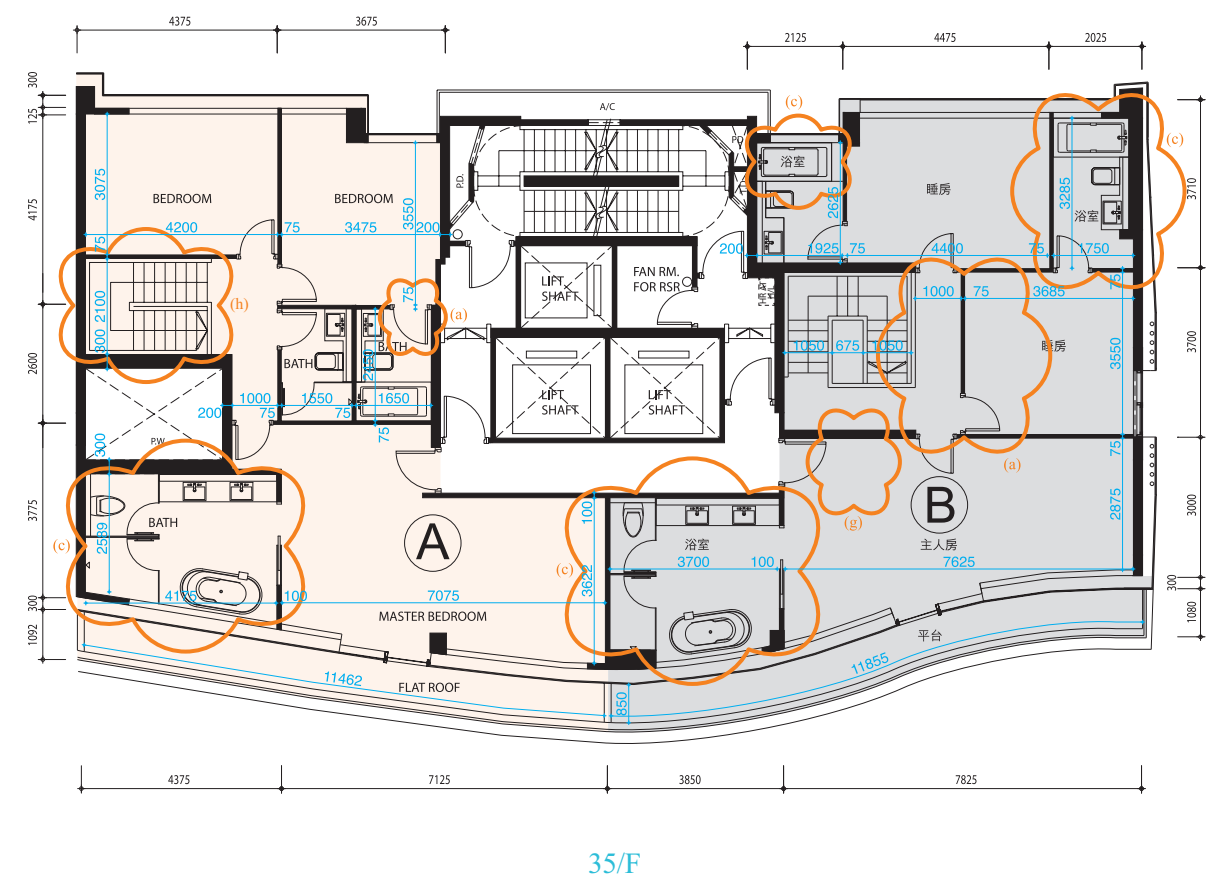
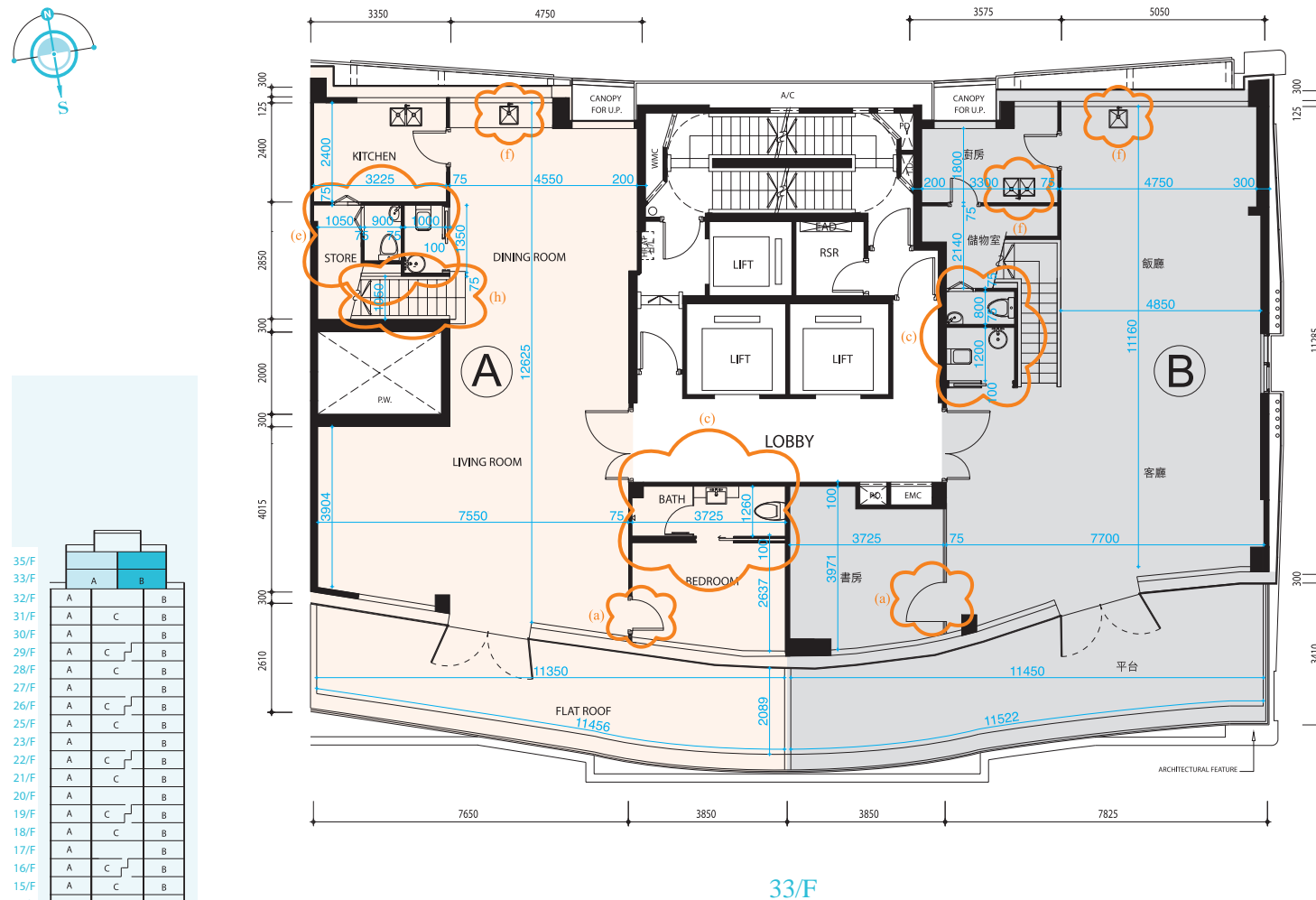
- 1. There are ceiling bulkheads in some residential units for enclosing the air-conditioning system and/or M&E services.
- 2. Some louvers (if any) that are hidden in false ceilings may not be indicated on the floor plans.
- 3. There may be pipes, architectural features and/or M&E services within the balconies (if any), utility platforms (if any) and flat roofs (if any). Please refer to the relevant Building Plans for their locations.

圖例 Legend:

冷氣機位 A/C	抽風槽 EAD	消防喉轆 ( 高位 ) HR AT H/L	主人房 Master Bedroom	電線槽 T.D.
建築裝飾 Architectural Feature	電錶櫃 EMC	廚房 Kitchen	管道槽 P.D.	水錶櫃 W.M.C
浴室 Bath	電錶房 EMR	電梯 Lift	喉管井 P.W.	
睡房 Bedroom	家庭室 FAM.	電梯槽 Lift Shaft	垃圾回收房 RSR	
工作平台之簷蓋 Canopy for U.P.	垃圾回收房內之風扇房 Fan Room for RSR	客廳 Living Room	儲物室 Store	
飯廳 Dinning Room	平台 Flat Roof	電梯大堂 Lobby	書房 Study	

# 發展項目的住宅物業的樓面平面圖 Floor plans of Residential Properties in the development

## T3 3座 33樓及35樓 平面圖 Tower 3 33/F & 35/F Floor Plan



比例尺 SCALE 0(m) 1 2 3 4 5

因住宅物業的較高樓層的結構牆的厚度遞減，較高樓層的內部面積，一般比較低樓層的內部面積稍大。

The internal areas of the residential properties on the upper floors will generally be slightly larger than those on the lower floors because of the reducing thickness of the structural walls on the upper floors.

平面圖所列之數字為以毫米標示之建築結構尺寸。

The dimensions in floor plans are all structural dimensions in millimeter.

住宅單位的層與層之間的高度，33樓為3.4米；35樓為3米。

Floor to floor height to each residential property. 33/F is 3.4m; 35/F is 3m.

每個住宅物業的樓板（不包括灰泥）的厚度根據已批准結構圖則如下：

The thickness of floor slabs (excluding plaster) in the residential properties varies, according to the information set out in the approved structural plans are listed as follows:

第三座 Tower 3

樓層 Floor	每個住宅物業的樓板 (不包括灰泥)的厚度(毫米) Thickness of floor slabs (excluding plaster) of each residential property (mm)
33/F	150, 200
35/F	150, 175, 200, 300

住宅由3樓開始，不設4、13、14、24及34樓。  
Residential floors start from 3/F and 4/F, 13/F, 14/F, 24/F & 34/F are omitted.



平面圖的相關資料

- 1. 部份住宅單位之假天花內裝置有冷氣及 / 或其他機電設備。
- 2. 部份百葉窗 ( 如有 ) 安裝於假天花之上且沒於平面圖顯示。
- 3. 露台 ( 如有 ) 、工作平台 ( 如有 ) 及平台 ( 如有 ) 內可能裝有喉管建築裝飾及 / 或其他機電設備，其位置請參考有關建築圖則。

Floor Plans Related

- 1. There are ceiling bulkheads in some residential units for enclosing the air-conditioning system and/or M&E services.
- 2. Some louvers (if any) that are hidden in false ceilings may not be indicated on the floor plans.
- 3. There may be pipes, architectural features and/or M&E services within the balconies (if any), utility platforms (if any) and flat roofs (if any). Please refer to the relevant Building Plans for their locations.

第三座 33 及 35 樓 A 及 B 單位在發展項目落成後進行小型工程或獲《建築物條例》豁免的工程而有所改動。該等改動大概位置於平面圖中標出。該等改動列出如下 ( 下文編號對應圖中附註編號 ( 如有 ) ) :

- (a) 門移位或拆除，並以不同位置或不同設計之門取代。
- (b) 內牆拆除，並以不同尺寸的牆及不同的裝置取代。
- (c) 浴室原本的牆及裝置移除或移位，以不同尺寸的牆及不同的裝置取代。
- (d) 廚房原本的牆及裝置移除或移位，以不同尺寸的牆及不同的裝置取代。
- (e) 儲物室原本的牆及裝置移除或移位，以不同尺寸的牆及不同的裝置取代。
- (f) 洗手盆裝置移位或移除。
- (g) 主人房間隔經修改。
- (h) 拆除樓梯扶手。

T3 33/F & 35/F unit A & B have been altered by way of minor works or exempted works under the Buildings Ordinance after completion of the Development. The approximate location of the alterations are indicated in the floor plan and the alterations are set out below (numbering below refers to the remarks, if any, in the plan):

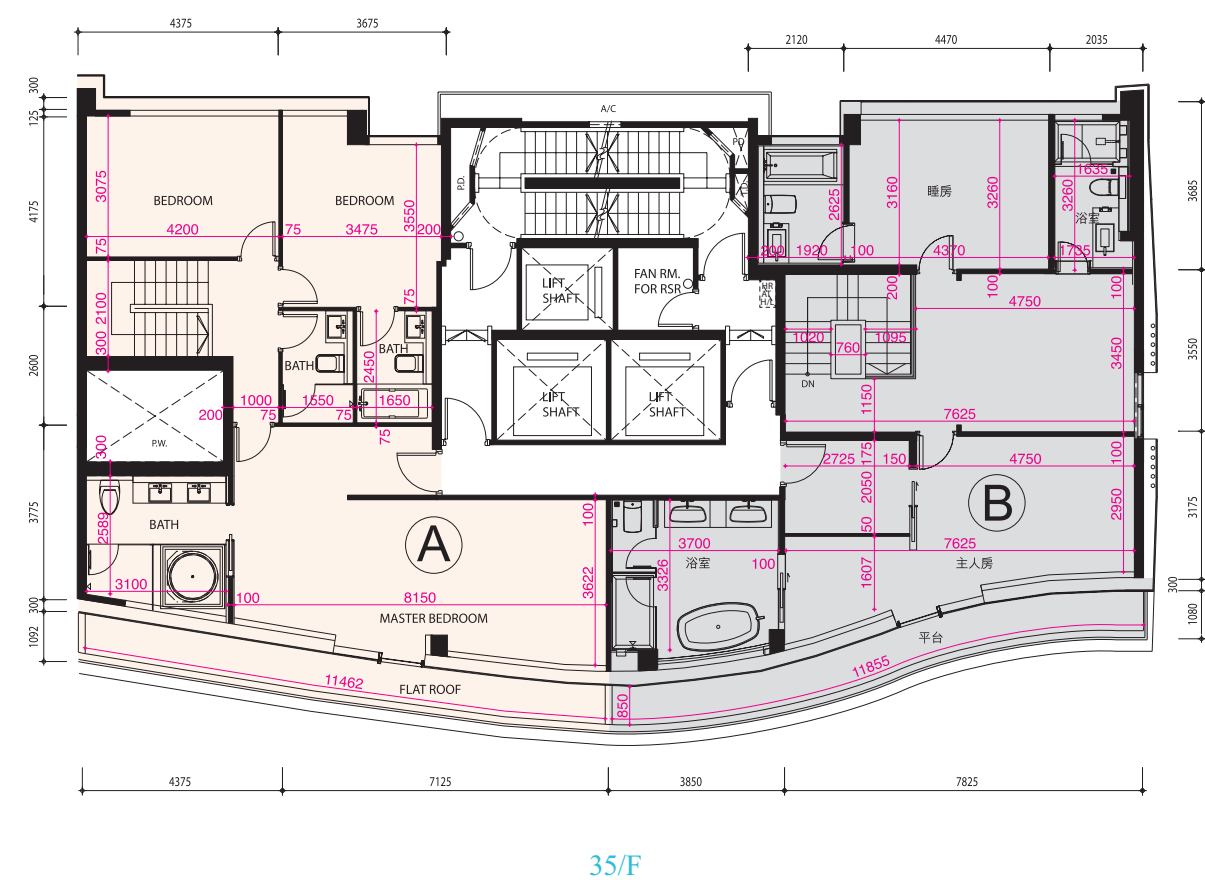
- (a) Door relocated or removed and replaced by a door at a different location or different design.
- (b)Original walls removed, replaced with walls of different dimension and fitted with different fittings.
- (c)Original walls and fittings of bathroom are demolished or relocated, replaced with walls of different dimension and fitted with different fittings.
- (d)Original walls and fittings of Kitchen are demolished or relocated, replaced with walls of different dimension and fitted with different fittings.
- (e)Original walls and fittings of Storeroom are demolished or relocated, replaced with walls of different dimension and fitted with different fittings.
- (f) Water Basin relocated or removed.
- (g)Master bedroom has amendment.
- (h)Stair handrails are removed.

圖例 Legend:

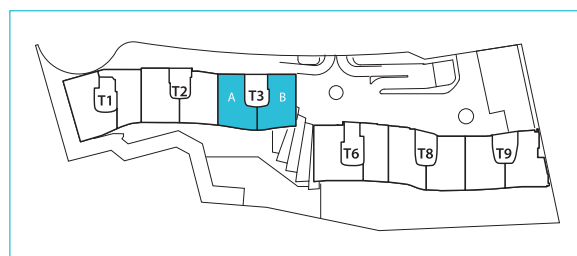
冷氣機位 A/C	抽風槽 EAD	消防喉轆 (高位) HR AT H/L	主人房 Master Bedroom	電線槽 T.D.
建築裝飾 Architectural Feature	電錶櫃 EMC	廚房 Kitchen	管道槽 P.D.	水錶櫃 W.M.C
浴室 Bath	電錶房 EMR	電梯 Lift	喉管井 P.W.	
睡房 Bedroom	家庭室 FAM.	電梯槽 Lift Shaft	垃圾回收房 RSR	
工作平台之簷蓋 Canopy for U.P.	垃圾回收房內之風扇房 Fan Room for RSR	客廳 Living Room	儲物室 Store	
飯廳 Dinning Room	平台 Flat Roof	電梯大堂 Lobby	書房 Study	

# 發展項目的住宅物業的樓面平面圖 Floor plans of Residential Properties in the development

## 3座 33樓及35樓 現狀間隔平面圖 Tower 3 33/F & 35/F Latest Floor Plan



比例尺 SCALE 0(m) 1 2 3 4 5



因住宅物業的較高樓層的結構牆的厚度遞減，較高樓層的內部面積，一般比較低樓層的內部面積稍大。

The internal areas of the residential properties on the upper floors will generally be slightly larger than those on the lower floors because of the reducing thickness of the structural walls on the upper floors.

平面圖所列之數字為以毫米標示之建築結構尺寸。

The dimensions in floor plans are all structural dimensions in millimeter.

住宅單位的層與層之間的高度，33樓為3.4米；35樓為3米。

Floor to floor height to each residential property. 33/F is 3.4m; 35/F is 3m.

每個住宅物業的樓板（不包括灰泥）的厚度根據已批准結構圖則如下：

The thickness of floor slabs (excluding plaster) in the residential properties varies, according to the information set out in the approved structural plans are listed as follows:

第三座 Tower 3

樓層 Floor	每個住宅物業的樓板 (不包括灰泥)的厚度(毫米) Thickness of floor slabs (excluding plaster) of each residential property (mm)
33/F	150, 200
35/F	150, 175, 200, 300



平面圖的相關資料

- 1. 部份住宅單位之假天花內裝置有冷氣及 / 或其他機電設備。
- 2. 部份百葉窗 ( 如有 ) 安裝於假天花之上且沒於平面圖顯示。
- 3. 露台 ( 如有 ) 、工作平台 ( 如有 ) 及平台 ( 如有 ) 內可能裝有喉管建築裝飾及 / 或其他機電設備，其位置請參考有關建築圖則。

Floor Plans Related

- 1. There are ceiling bulkheads in some residential units for enclosing the air-conditioning system and/or M&E services.
- 2. Some louvers (if any) that are hidden in false ceilings may not be indicated on the floor plans.
- 3. There may be pipes, architectural features and/or M&E services within the balconies (if any), utility platforms (if any) and flat roofs (if any). Please refer to the relevant Building Plans for their locations.

圖例 Legend:

冷氣機位 A/C	抽風槽 EAD	消防喉轆 ( 高位 ) HR AT H/L	主人房 Master Bedroom	電線槽 T.D.
建築裝飾 Architectural Feature	電錶櫃 EMC	廚房 Kitchen	管道槽 P.D.	水錶櫃 W.M.C
浴室 Bath	電錶房 EMR	電梯 Lift	喉管井 P.W.	
睡房 Bedroom	家庭室 FAM.	電梯槽 Lift Shaft	垃圾回收房 RSR	
工作平台之簷蓋 Canopy for U.P.	垃圾回收房內之風扇房 Fan Room for RSR	客廳 Living Room	儲物室 Store	
飯廳 Dinning Room	平台 Flat Roof	電梯大堂 Lobby	書房 Study	

# 發展項目的住宅物業的樓面平面圖 Floor plans of Residential Properties in the development

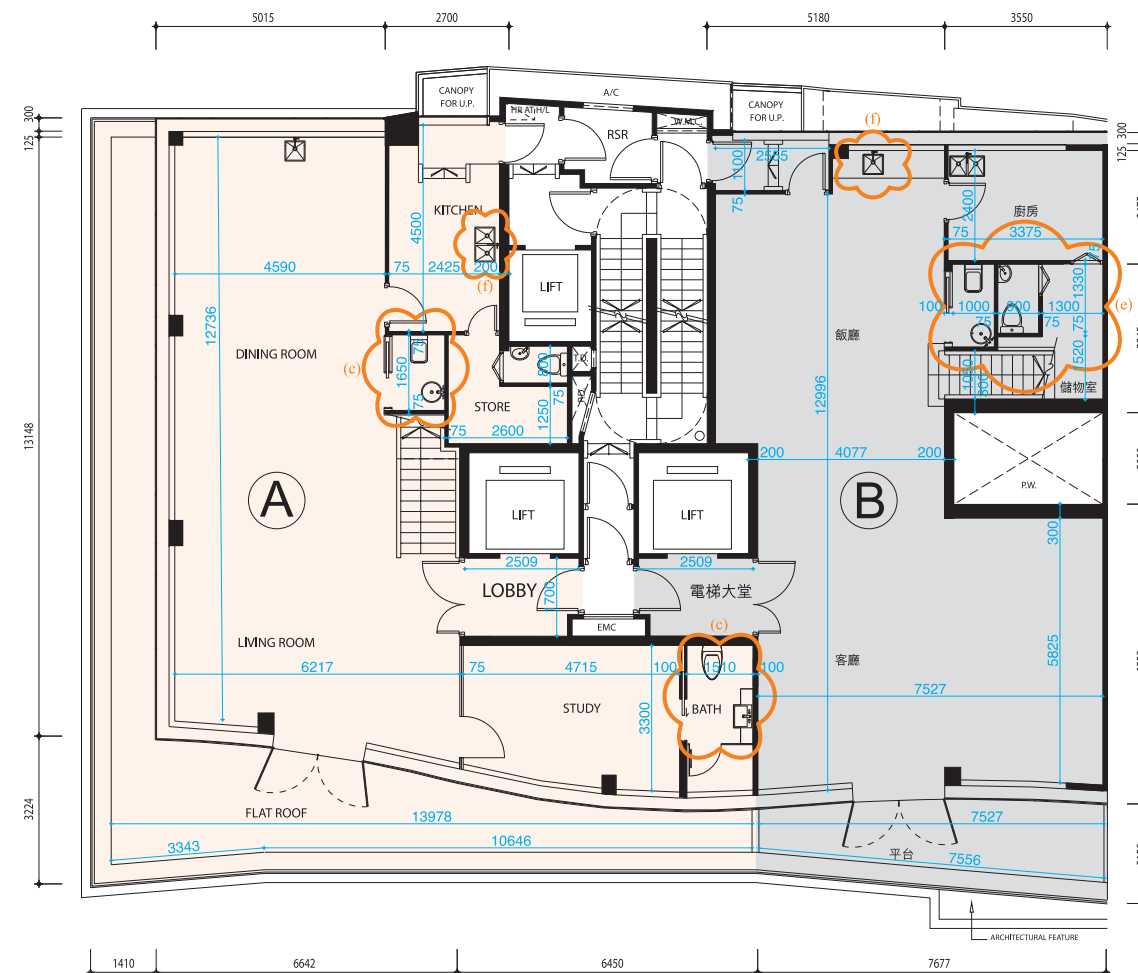
# T6 6座 33樓及35樓 平面圖 Tower 6 33/F & 35/F Floor Plan



35/F	A	B
33/F	A	B
32/F	A	B
31/F	A	B
30/F	A	B
29/F	A	B
28/F	A	B
27/F	A	B
26/F	A	B
25/F	A	B
23/F	A	B
22/F	A	B
21/F	A	B
20/F	A	B
19/F	A	B
18/F	A	B
17/F	A	B
16/F	A	B
15/F	A	B
12/F	A	B
11/F	A	B
10/F	A	B
9/F	A	B
8/F	A	B
7/F	A	B
6/F	A	B
5/F	A	B
3/F	A	B
2/F		
1/F		
G/F		
B1/F		
B2/F		
B3/F		
B4/F		
B5/F		
B6/F		

住宅由3樓開始，不設4、13、14、24及34樓。

Residential floors start from 3/F and 4/F, 13/F, 14/F, 24/F & 34/F are omitted.



33/F

因住宅物業的較高樓層的結構牆的厚度遞減，較高樓層的內部面積，一般比較低樓層的內部面積稍大。

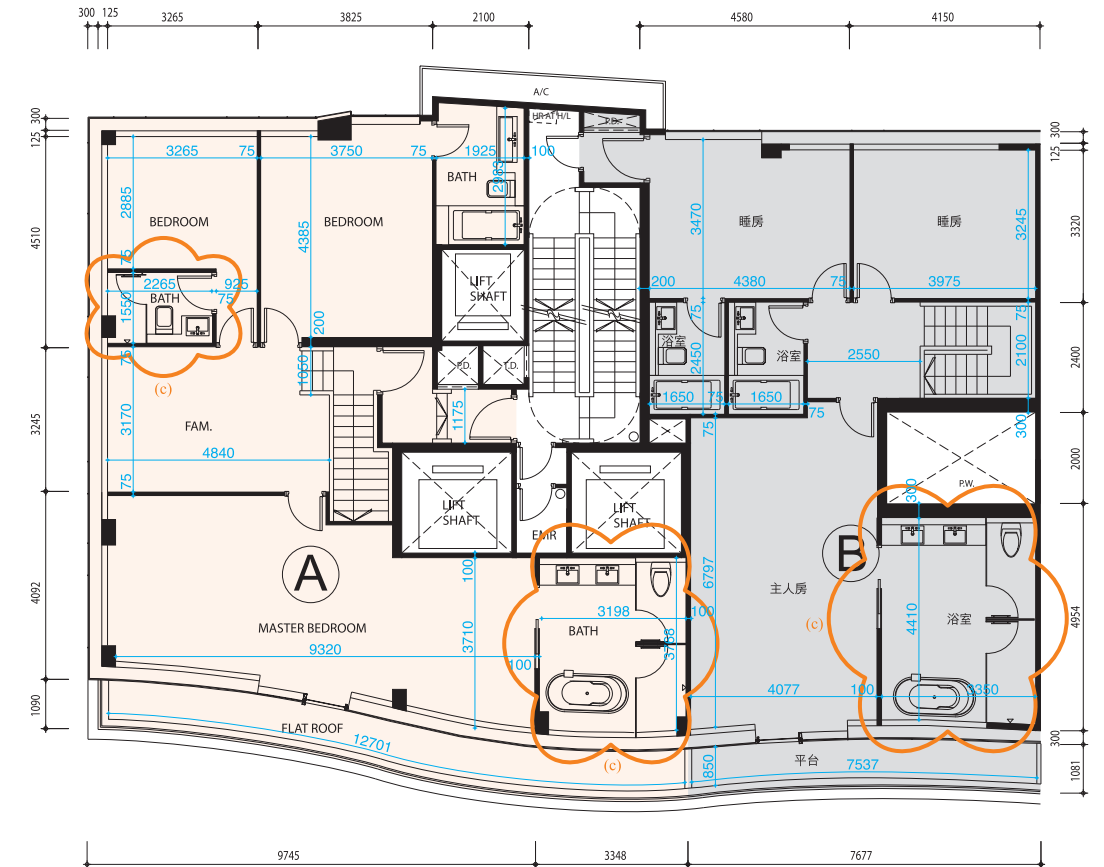
The internal areas of the residential properties on the upper floors will generally be slightly larger than those on the lower floors because of the reducing thickness of the structural walls on the upper floors.

平面圖所列之數字為以毫米標示之建築結構尺寸。

The dimensions in floor plans are all structural dimensions in millimeter.

住宅單位的層與層之間的高度，33樓為3.4米；35樓為3米。

Floor to floor height to each residential property. 33/F is 3.4m; 35/F is 3m.



35/F


比例尺 SCALE 0(m) 1 2 3 4 5

每個住宅物業的樓板（不包括灰泥）的厚度根據已批准結構圖則如下：

The thickness of floor slabs (excluding plaster) in the residential properties varies, according to the information set out in the approved structural plans are listed as follows:

第六座 Tower 6

樓層 Floor	每個住宅物業的樓板 (不包括灰泥)的厚度(毫米) Thickness of floor slabs (excluding plaster) of each residential property (mm)
33/F	150, 200
35/F	150, 175, 200, 300



平面圖的相關資料

- 1. 部份住宅單位之假天花內裝置有冷氣及 / 或其他機電設備。
- 2. 部份百葉窗 ( 如有 ) 安裝於假天花之上且沒於平面圖顯示。
- 3. 露台 ( 如有 ) 、工作平台 ( 如有 ) 及平台 ( 如有 ) 內可能裝有喉管建築裝飾及 / 或其他機電設備，其位置請參考有關建築圖則。

Floor Plans Related

- 1. There are ceiling bulkheads in some residential units for enclosing the air-conditioning system and/or M&E services.
- 2. Some louvers (if any) that are hidden in false ceilings may not be indicated on the floor plans.
- 3. There may be pipes, architectural features and/or M&E services within the balconies (if any), utility platforms (if any) and flat roofs (if any). Please refer to the relevant Building Plans for their locations.

第六座 33 及 35 樓 A 及 B 單位在發展項目落成後進行小型工程或獲《建築物條例》豁免的工程而有所改動。該等改動大概位置於平面圖中標出。該等改動列出如下 ( 下文編號對應圖中附註編號 ( 如有 ) ) :

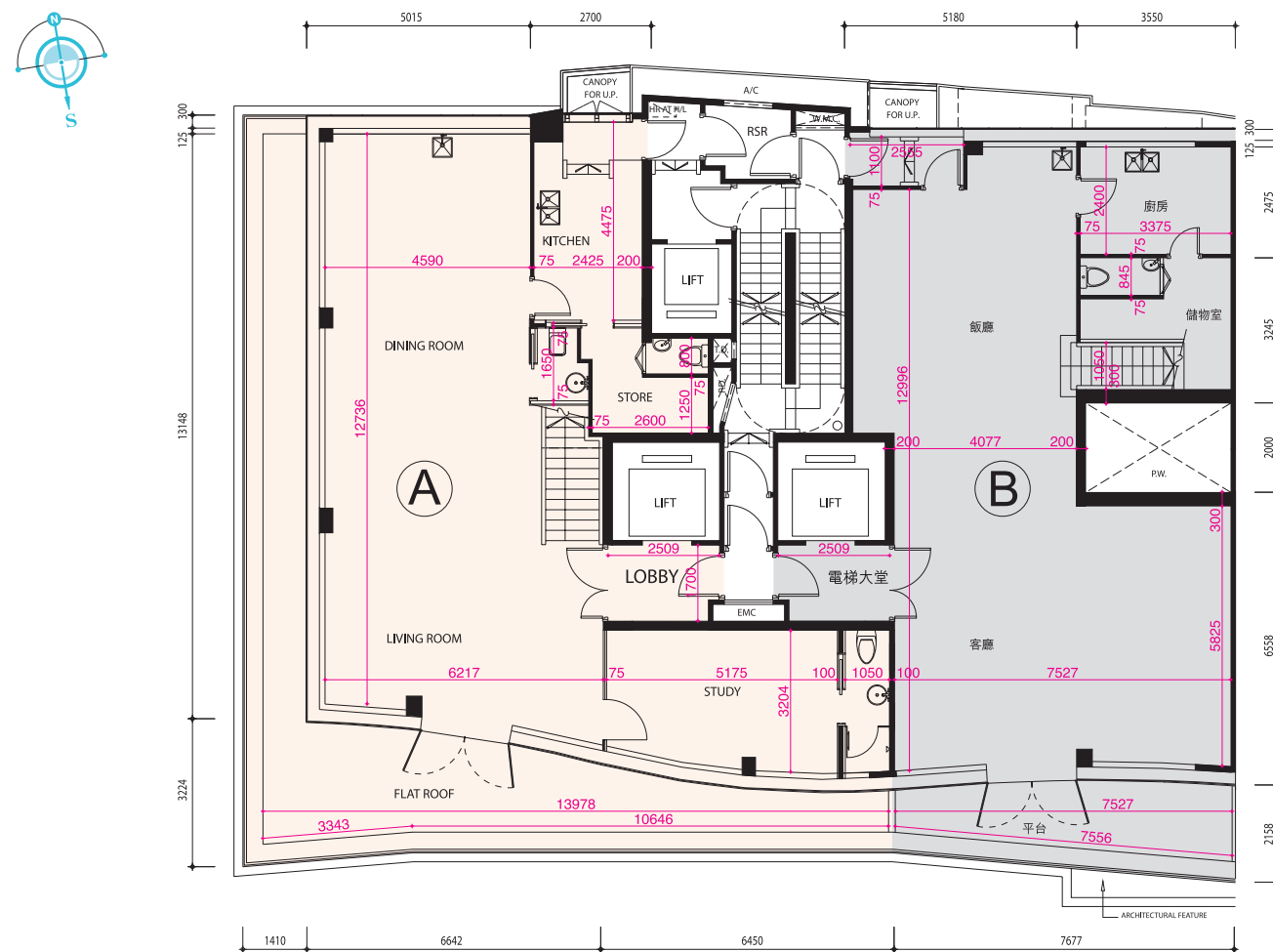
- (a) 門移位或拆除，並以不同位置或不同設計之門取代。
- (b) 內牆拆除，並以不同尺寸的牆及不同的裝置取代。
- (c) 浴室原本的牆及裝置移除或移位，以不同尺寸的牆及不同的裝置取代。
- (d) 廚房原本的牆及裝置移除或移位，以不同尺寸的牆及不同的裝置取代。
- (e) 儲物室原本的牆及裝置移除或移位，以不同尺寸的牆及不同的裝置取代。
- (f) 洗手盆裝置移位或移除。

T6 33/F & 35/F unit A and B have been altered by way of minor works or exempted works under the Buildings Ordinance after completion of the Development. The approximate location of the alterations are indicated in the floor plan and the alterations are set out below (numbering below refers to the remarks, if any, in the plan):

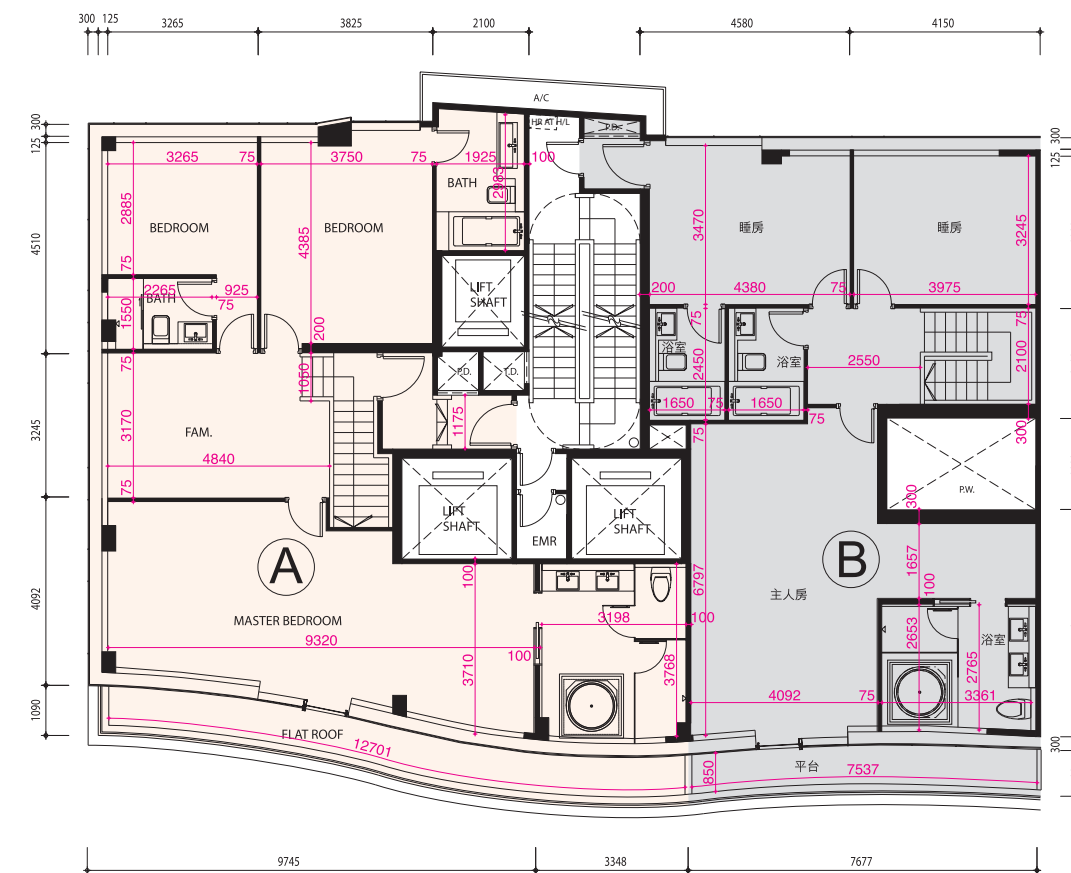
- (a) Door relocated or removed and replaced by a door at a different location or different design.
- (b)Original walls removed, replaced with walls of different dimension and fitted with different fittings.
- (c)Original walls and fittings of bathroom are demolished or relocated, replaced with walls of different dimension and fitted with different fittings.
- (d)Original walls and fittings of Kitchen are demolished or relocated, replaced with walls of different dimension and fitted with different fittings.
- (e)Original walls and fittings of Storeroom are demolished or relocated, replaced with walls of different dimension and fitted with different fittings.
- (f) Water Basin relocated or removed.

圖例 Legend:

冷氣機位 A/C	抽風槽 EAD	消防喉轆 (高位) HR AT H/L	主人房 Master Bedroom	電線槽 T.D.
建築裝飾 Architectural Feature	電錶櫃 EMC	廚房 Kitchen	管道槽 P.D.	水錶櫃 W.M.C
浴室 Bath	電錶房 EMR	電梯 Lift	喉管井 P.W.	
睡房 Bedroom	家庭室 FAM.	電梯槽 Lift Shaft	垃圾回收房 RSR	
工作平台之簷蓋 Canopy for U.P.	垃圾回收房內之風扇房 Fan Room for RSR	客廳 Living Room	儲物室 Store	
飯廳 Dinning Room	平台 Flat Roof	電梯大堂 Lobby	書房 Study	

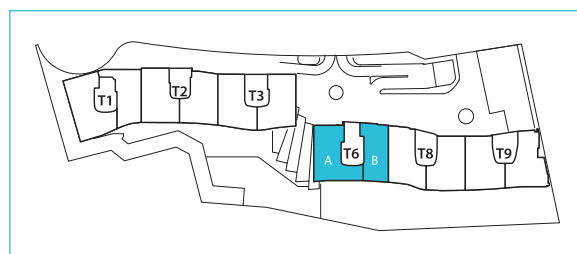


33/F



35/F

比例尺 SCALE 0(m) 1 2 3 4 5



因住宅物業的較高樓層的結構牆的厚度遞減，較高樓層的內部面積，一般比較低樓層的內部面積稍大。

The internal areas of the residential properties on the upper floors will generally be slightly larger than those on the lower floors because of the reducing thickness of the structural walls on the upper floors.

平面圖所列之數字為以毫米標示之建築結構尺寸。

The dimensions in floor plans are all structural dimensions in millimeter.

住宅單位的層與層之間的高度，33樓為3.4米；35樓為3米。


Floor to floor height to each residential property. 33/F is 3.4m; 35/F is 3m.

每個住宅物業的樓板（不包括灰泥）的厚度根據已批准結構圖則如下：

The thickness of floor slabs (excluding plaster) in the residential properties varies, according to the information set out in the approved structural plans are listed as follows:

第六座 Tower 6

樓層 Floor	每個住宅物業的樓板 (不包括灰泥)的厚度(毫米) Thickness of floor slabs (excluding plaster) of each residential property (mm)
33/F	150, 200
35/F	150, 175, 200, 300



平面圖的相關資料

- 1. 部份住宅單位之假天花內裝置有冷氣及 / 或其他機電設備。
- 2. 部份百葉窗 ( 如有 ) 安裝於假天花之上且沒於平面圖顯示。
- 3. 露台 ( 如有 ) 、工作平台 ( 如有 ) 及平台 ( 如有 ) 內可能裝有喉管建築裝飾及 / 或其他機電設備，其位置請參考有關建築圖則。

Floor Plans Related

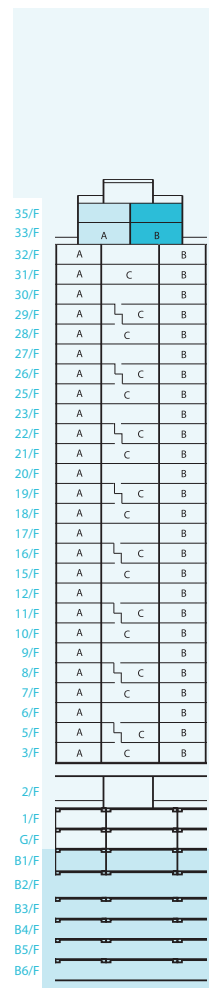
- 1. There are ceiling bulkheads in some residential units for enclosing the air-conditioning system and/or M&E services.
- 2. Some louvers (if any) that are hidden in false ceilings may not be indicated on the floor plans.
- 3. There may be pipes, architectural features and/or M&E services within the balconies (if any), utility platforms (if any) and flat roofs (if any). Please refer to the relevant Building Plans for their locations.

圖例 Legend:

冷氣機位 A/C	抽風槽 EAD	消防喉轆 ( 高位 ) HR AT H/L	主人房 Master Bedroom	電線槽 T.D.
建築裝飾 Architectural Feature	電錶櫃 EMC	廚房 Kitchen	管道槽 P.D.	水錶櫃 W.M.C
浴室 Bath	電錶房 EMR	電梯 Lift	喉管井 P.W.	
睡房 Bedroom	家庭室 FAM.	電梯槽 Lift Shaft	垃圾回收房 RSR	
工作平台之簷蓋 Canopy for U.P.	垃圾回收房內之風扇房 Fan Room for RSR	客廳 Living Room	儲物室 Store	
飯廳 Dinning Room	平台 Flat Roof	電梯大堂 Lobby	書房 Study	

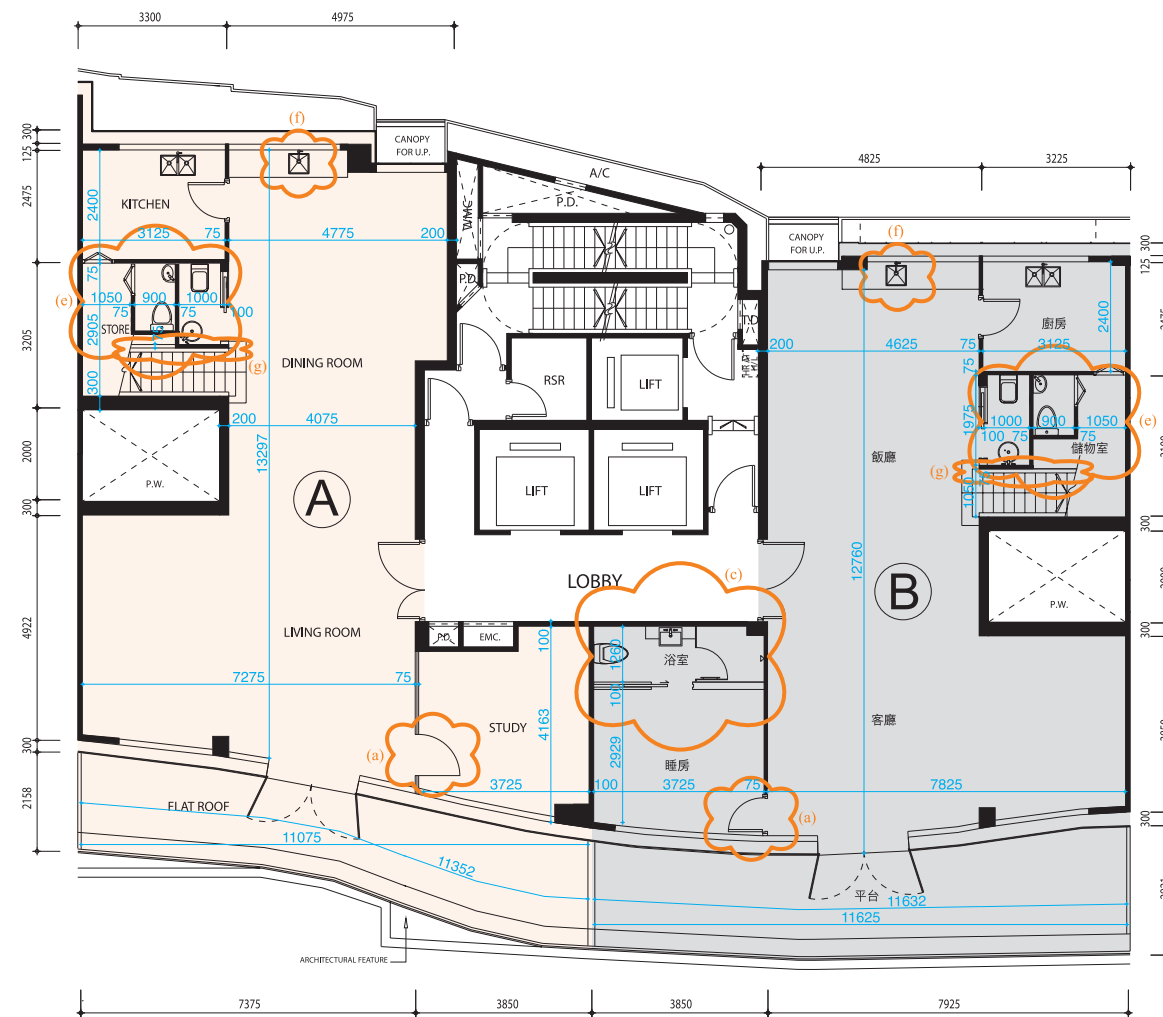
# 發展項目的住宅物業的樓面平面圖 Floor plans of Residential Properties in the development

## T8 8座 33樓及35樓 平面圖 Tower 8 33/F & 35/F Floor Plan



住宅由3樓開始，不設4、13、14、24及34樓。

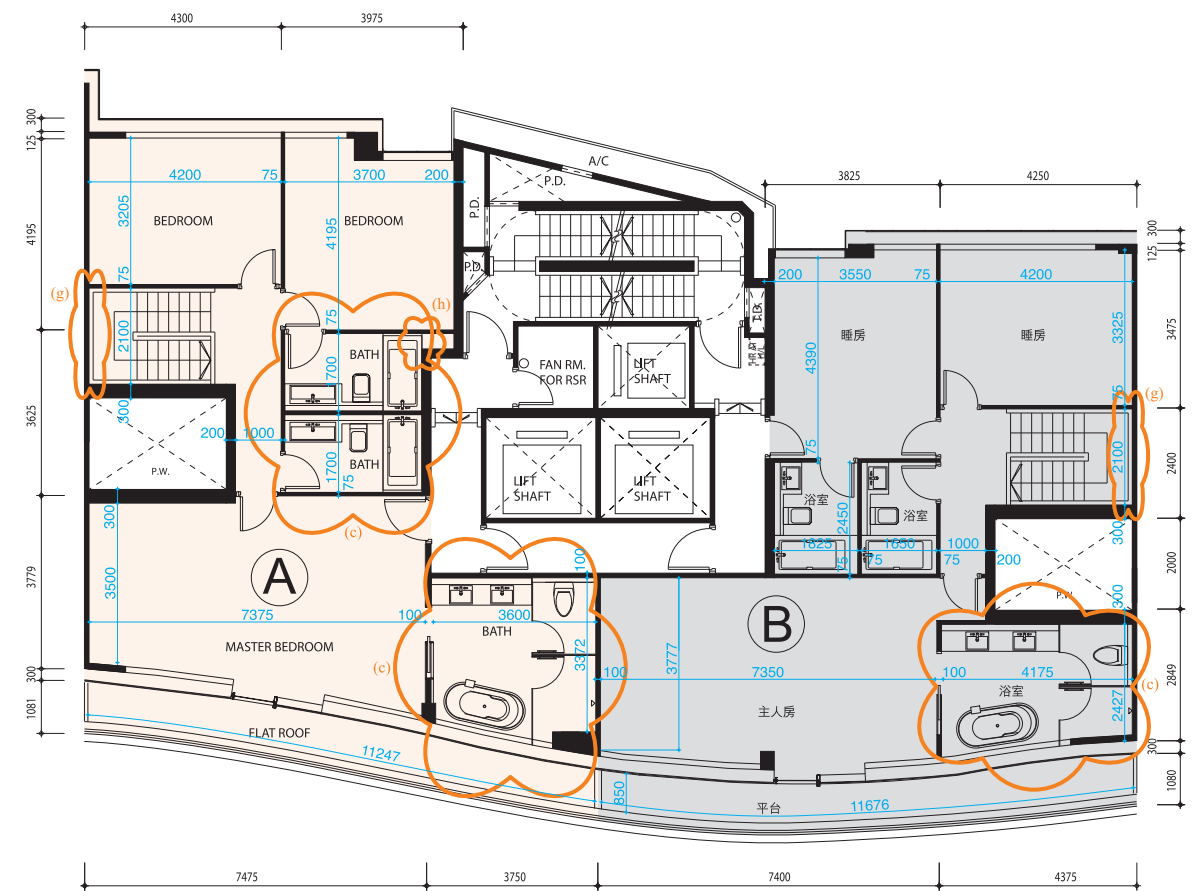
Residential floors start from 3/F and 4/F, 13/F, 14/F, 24/F & 34/F are omitted.



33/F

因住宅物業的較高樓層的結構牆的厚度遞減，較高樓層的內部面積，一般比較低樓層的內部面積稍大。

The internal areas of the residential properties on the upper floors will generally be slightly larger than those on the lower floors because of the reducing thickness of the structural walls on the upper floors.



35/F

比例尺 SCALE 0(m) 1 2 3 4 5

平面圖所列之數字為以毫米標示之建築結構尺寸。

The dimensions in floor plans are all structural dimensions in millimeter.

住宅單位的層與層之間的高度，33樓為3.4米；35樓為3米。

Floor to floor height to each residential property. 33/F is 3.4m; 35/F is 3m.

每個住宅物業的樓板（不包括灰泥）的厚度根據已批准結構圖則如下：

The thickness of floor slabs (excluding plaster) in the residential properties varies, according to the information set out in the approved structural plans are listed as follows:

第八座 Tower 8

樓層 Floor	每個住宅物業的樓板 (不包括灰泥)的厚度(毫米) Thickness of floor slabs (excluding plaster) of each residential property (mm)
33/F	150, 200
35/F	150, 175, 200, 300



平面圖的相關資料

- 1. 部份住宅單位之假天花內裝置有冷氣及 / 或其他機電設備。
- 2. 部份百葉窗 ( 如有 ) 安裝於假天花之上且沒於平面圖顯示。
- 3. 露台 ( 如有 ) 、工作平台 ( 如有 ) 及平台 ( 如有 ) 內可能裝有喉管建築裝飾及 / 或其他機電設備，其位置請參考有關建築圖則。

Floor Plans Related

- 1. There are ceiling bulkheads in some residential units for enclosing the air-conditioning system and/or M&E services.
- 2. Some louvers (if any) that are hidden in false ceilings may not be indicated on the floor plans.
- 3. There may be pipes, architectural features and/or M&E services within the balconies (if any), utility platforms (if any) and flat roofs (if any). Please refer to the relevant Building Plans for their locations.

第八座 33 及 35 樓 A 及 B 單位在發展項目落成後進行小型工程或獲《建築物條例》豁免的工程而有所改動。該等改動大概位置於平面圖中標出。該等改動列出如下 ( 下文編號對應圖中附註編號 ( 如有 ) ) :

- (a) 門移位或拆除，並以不同位置或不同設計之門取代。
- (b) 內牆拆除，並以不同尺寸的牆及不同的裝置取代。
- (c) 浴室原本的牆及裝置移除或移位，以不同尺寸的牆及不同的裝置取代。
- (d) 廚房原本的牆及裝置移除或移位，以不同尺寸的牆及不同的裝置取代。
- (e) 儲物室原本的牆及裝置移除或移位，以不同尺寸的牆及不同的裝置取代。
- (f) 洗手盆裝置移位或移除。
- (g) 拆除樓梯扶手。
- (h) 豎設用磚建造的非承重牆。

T8 33/F & 35/F unit A & B have been altered by way of minor works or exempted works under the Buildings Ordinance after completion of the Development. The approximate location of the alterations are indicated in the floor plan and the alterations are set out below (numbering below refers to the remarks, if any, in the plan):

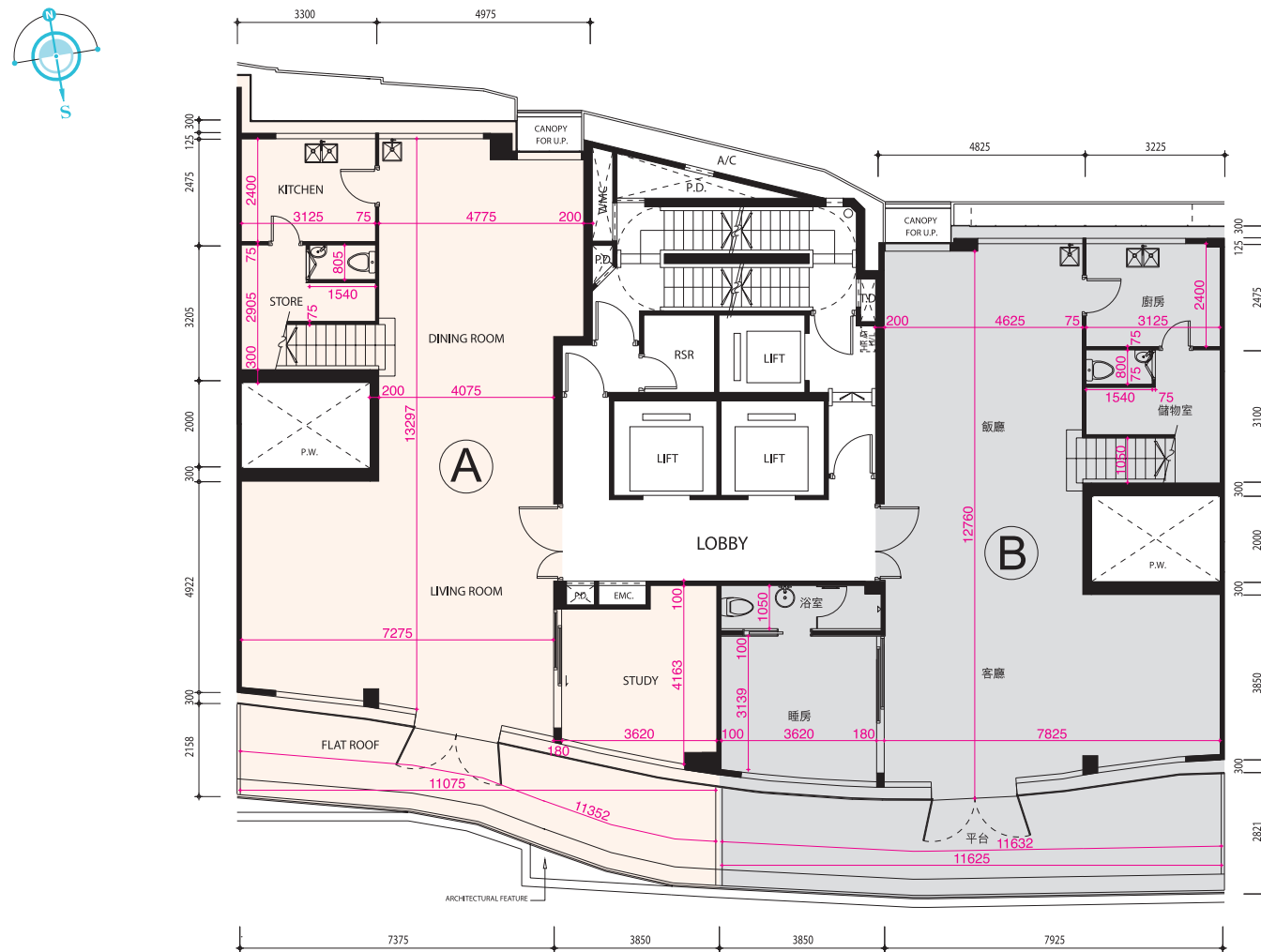
- (a) Door relocated or removed and replaced by a door at a different location or different design.
- (b)Original walls removed, replaced with walls of different dimension and fitted with different fittings.
- (c)Original walls and fittings of bathroom are demolished or relocated, replaced with walls of different dimension and fitted with different fittings.
- (d)Original walls and fittings of Kitchen are demolished or relocated, replaced with walls of different dimension and fitted with different fittings.
- (e)Original walls and fittings of Storeroom are demolished or relocated, replaced with walls of different dimension and fitted with different fittings.
- (f) Water Basin relocated or removed.
- (g)Stair handrails are removed.
- (h)Non-load bearing block wall is erected.

圖例 Legend:

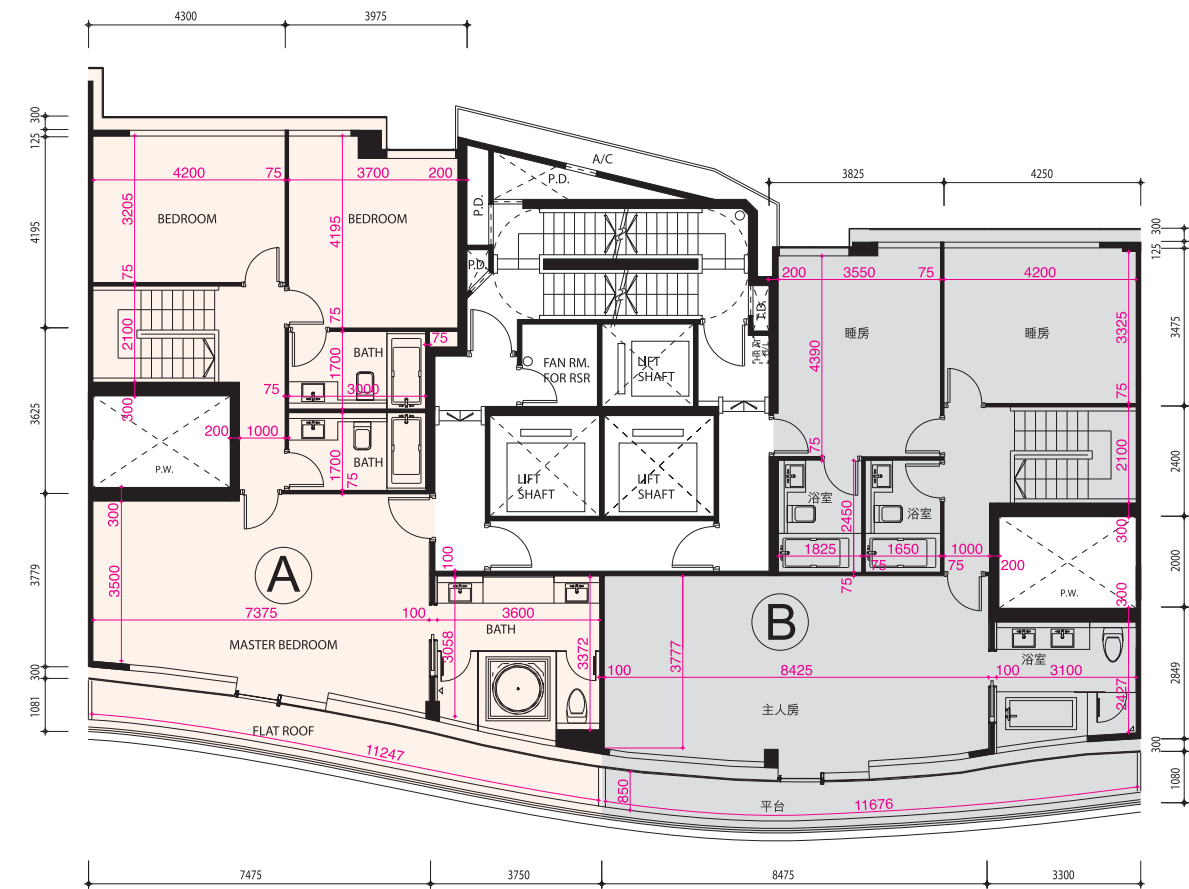
冷氣機位 A/C	抽風槽 EAD	消防喉轆 (高位) HR AT H/L	主人房 Master Bedroom	電線槽 T.D.
建築裝飾 Architectural Feature	電錶櫃 EMC	廚房 Kitchen	管道槽 P.D.	水錶櫃 W.M.C
浴室 Bath	電錶房 EMR	電梯 Lift	喉管井 P.W.	
睡房 Bedroom	家庭室 FAM.	電梯槽 Lift Shaft	垃圾回收房 RSR	
工作平台之簷蓋 Canopy for U.P.	垃圾回收房內之風扇房 Fan Room for RSR	客廳 Living Room	儲物室 Store	
飯廳 Dinning Room	平台 Flat Roof	電梯大堂 Lobby	書房 Study	

# 發展項目的住宅物業的樓面平面圖 Floor plans of Residential Properties in the development

## T8 8座 33樓及35樓 現狀間隔平面圖 Tower 8 33/F & 35/F Latest Floor Plan

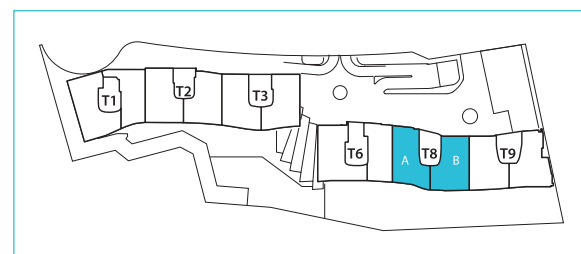


33/F



35/F

比例尺 SCALE 0(m) 1 2 3 4 5



因住宅物業的較高樓層的結構牆的厚度遞減，較高樓層的內部面積，一般比較低樓層的內部面積稍大。

The internal areas of the residential properties on the upper floors will generally be slightly larger than those on the lower floors because of the reducing thickness of the structural walls on the upper floors.

平面圖所列之數字為以毫米標示之建築結構尺寸。

The dimensions in floor plans are all structural dimensions in millimeter.

住宅單位的層與層之間的高度，33樓為3.4米；35樓為3米。

Floor to floor height to each residential property. 33/F is 3.4m; 35/F is 3m.

每個住宅物業的樓板（不包括灰泥）的厚度根據已批准結構圖則如下：

The thickness of floor slabs (excluding plaster) in the residential properties varies, according to the information set out in the approved structural plans are listed as follows:

第八座 Tower 8

樓層 Floor	每個住宅物業的樓板 (不包括灰泥)的厚度(毫米) Thickness of floor slabs (excluding plaster) of each residential property (mm)
33/F	150, 200
35/F	150, 175, 200, 300



平面圖的相關資料

- 1. 部份住宅單位之假天花內裝置有冷氣及 / 或其他機電設備。
- 2. 部份百葉窗 ( 如有 ) 安裝於假天花之上且沒於平面圖顯示。
- 3. 露台 ( 如有 ) 、工作平台 ( 如有 ) 及平台 ( 如有 ) 內可能裝有喉管建築裝飾及 / 或其他機電設備，其位置請參考有關建築圖則。

Floor Plans Related

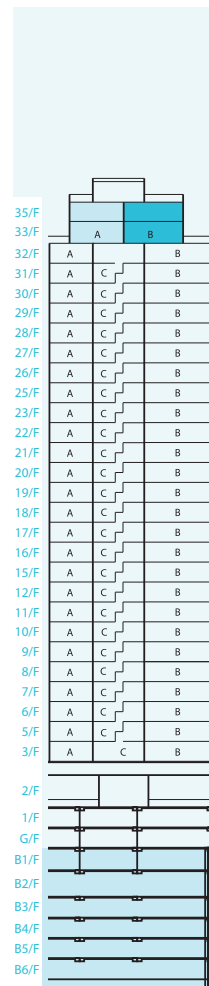
- 1. There are ceiling bulkheads in some residential units for enclosing the air-conditioning system and/or M&E services.
- 2. Some louvers (if any) that are hidden in false ceilings may not be indicated on the floor plans.
- 3. There may be pipes, architectural features and/or M&E services within the balconies (if any), utility platforms (if any) and flat roofs (if any). Please refer to the relevant Building Plans for their locations.

圖例 Legend:

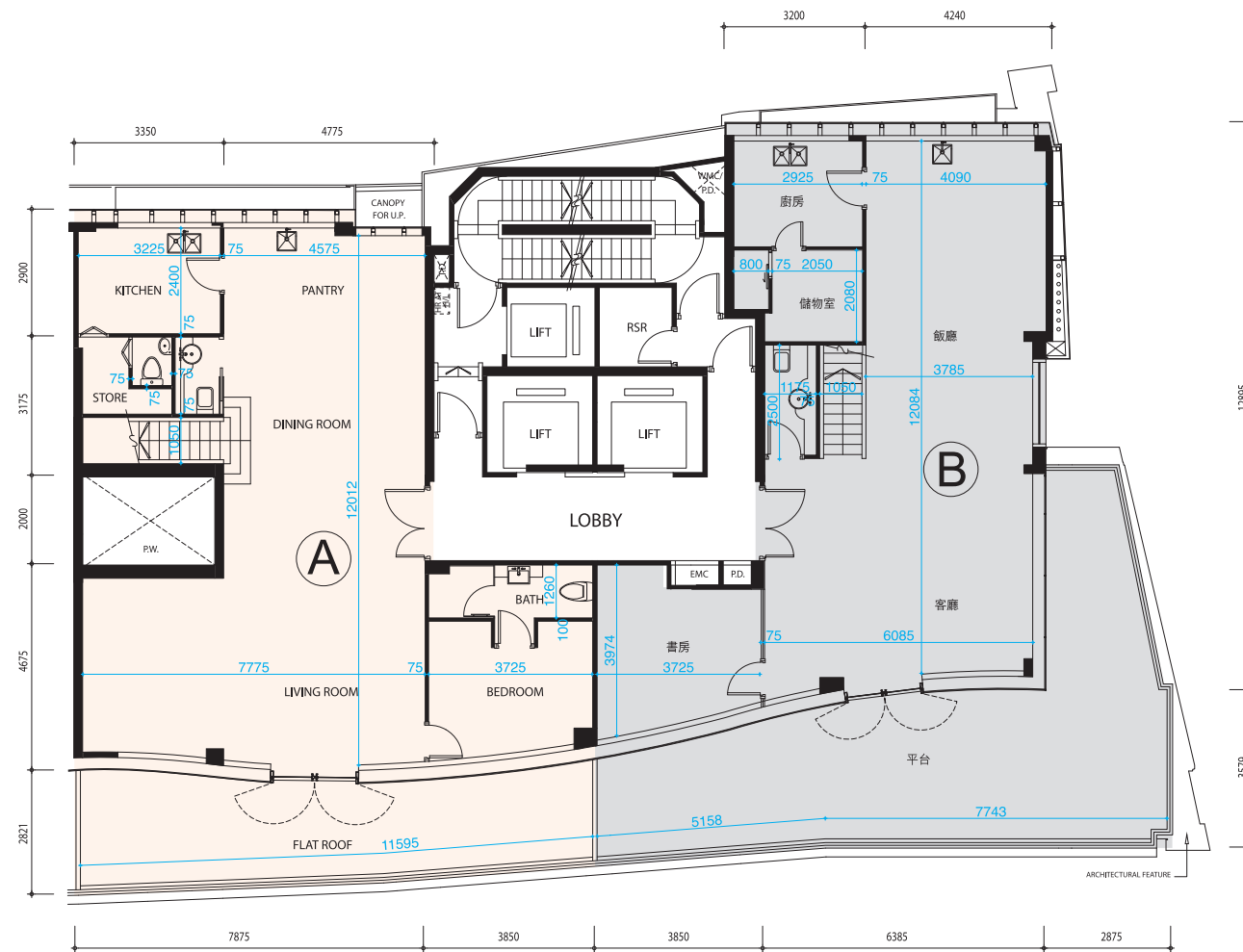
冷氣機位 A/C	抽風槽 EAD	消防喉轆 ( 高位 ) HR AT H/L	主人房 Master Bedroom	電線槽 T.D.
建築裝飾 Architectural Feature	電錶櫃 EMC	廚房 Kitchen	管道槽 P.D.	水錶櫃 W.M.C
浴室 Bath	電錶房 EMR	電梯 Lift	喉管井 P.W.	
睡房 Bedroom	家庭室 FAM.	電梯槽 Lift Shaft	垃圾回收房 RSR	
工作平台之簷蓋 Canopy for U.P.	垃圾回收房內之風扇房 Fan Room for RSR	客廳 Living Room	儲物室 Store	
飯廳 Dinning Room	平台 Flat Roof	電梯大堂 Lobby	書房 Study	

# 發展項目的住宅物業的樓面平面圖 Floor plans of Residential Properties in the development

## T9 9座 33樓及35樓 現狀間隔平面圖 Tower 9 33/F & 35/F Latest Floor Plan



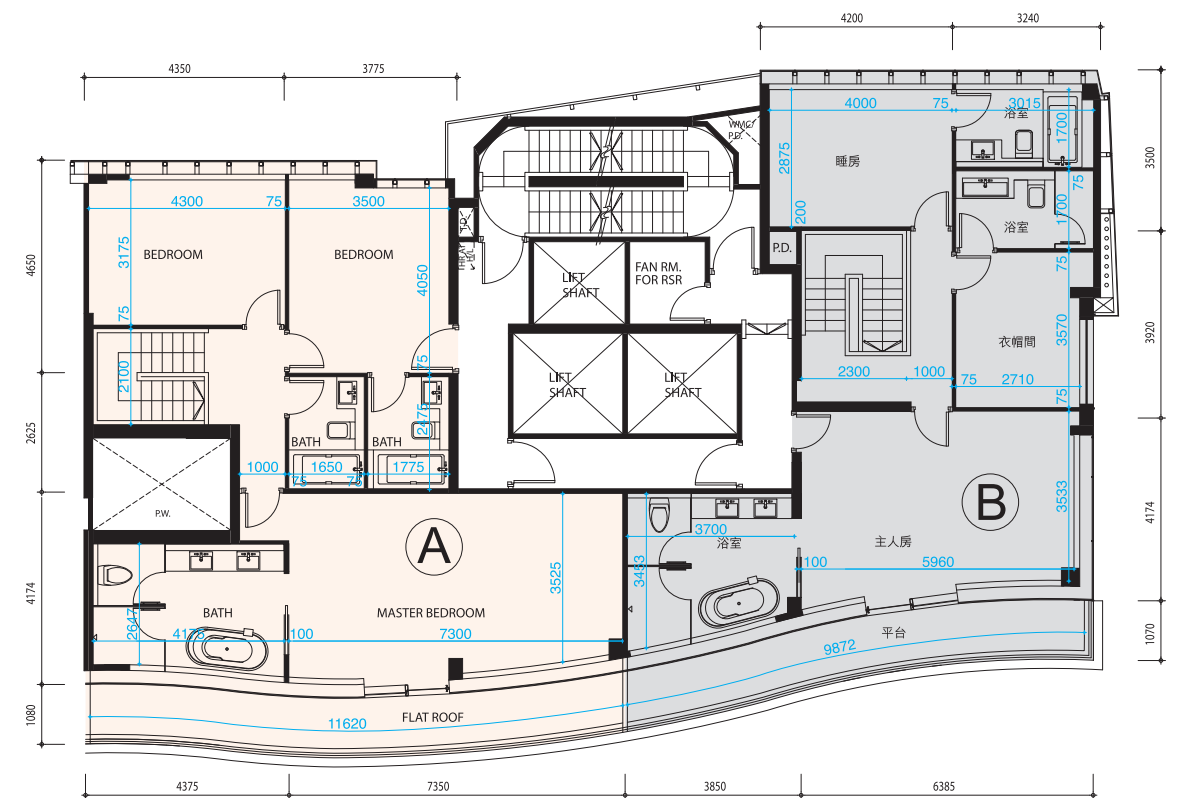
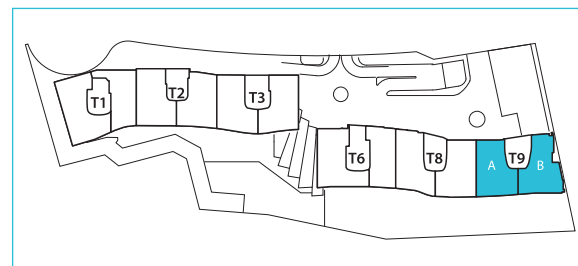
住宅由3樓開始，不設4、13、14、24及34樓。  
Residential floors start from 3/F and 4/F, 13/F, 14/F, 24/F & 34/F are omitted.



33/F

因住宅物業的較高樓層的結構牆的厚度遞減，較高樓層的內部面積，一般比較低樓層的內部面積稍大。

The internal areas of the residential properties on the upper floors will generally be slightly larger than those on the lower floors because of the reducing thickness of the structural walls on the upper floors.



35/F

比例尺 SCALE 0(m) 1 2 3 4 5

平面圖所列之數字為以毫米標示之建築結構尺寸。

The dimensions in floor plans are all structural dimensions in millimeter.

住宅單位的層與層之間的高度，33樓為3.4米；35樓為3米。

Floor to floor height to each residential property. 33/F is 3.4m; 35/F is 3m.

每個住宅物業的樓板（不包括灰泥）的厚度根據已批准結構圖則如下：

The thickness of floor slabs (excluding plaster) in the residential properties varies, according to the information set out in the approved structural plans are listed as follows:

第九座 Tower 9

樓層 Floor	每個住宅物業的樓板 (不包括灰泥)的厚度(毫米) Thickness of floor slabs (excluding plaster) of each residential property (mm)
33/F	150, 200
35/F	150, 175, 200, 300



平面圖的相關資料

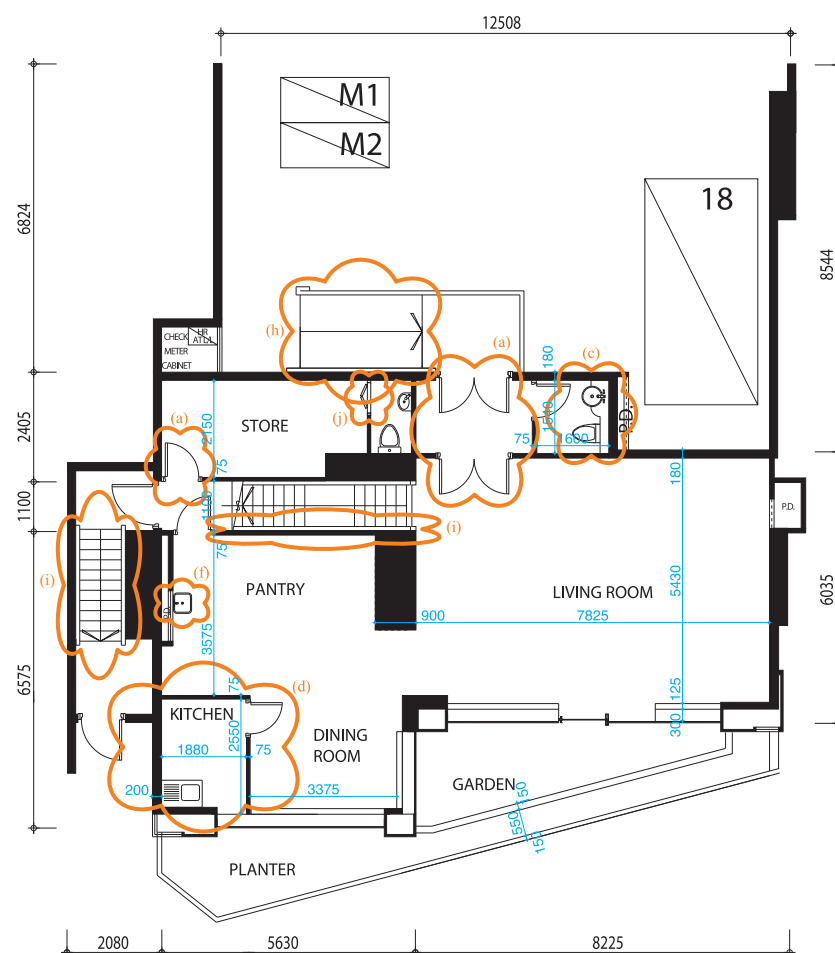
- 1. 部份住宅單位之假天花內裝置有冷氣及 / 或其他機電設備。
- 2. 部份百葉窗 ( 如有 ) 安裝於假天花之上且沒於平面圖顯示。
- 3. 露台 ( 如有 ) 、工作平台 ( 如有 ) 及平台 ( 如有 ) 內可能裝有喉管建築裝飾及 / 或其他機電設備，其位置請參考有關建築圖則。

Floor Plans Related

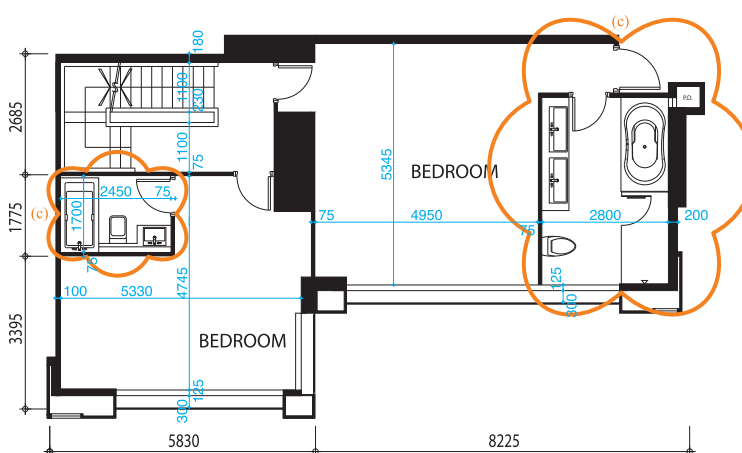
- 1. There are ceiling bulkheads in some residential units for enclosing the air-conditioning system and/or M&E services.
- 2. Some louvers (if any) that are hidden in false ceilings may not be indicated on the floor plans.
- 3. There may be pipes, architectural features and/or M&E services within the balconies (if any), utility platforms (if any) and flat roofs (if any). Please refer to the relevant Building Plans for their locations.

圖例 Legend:

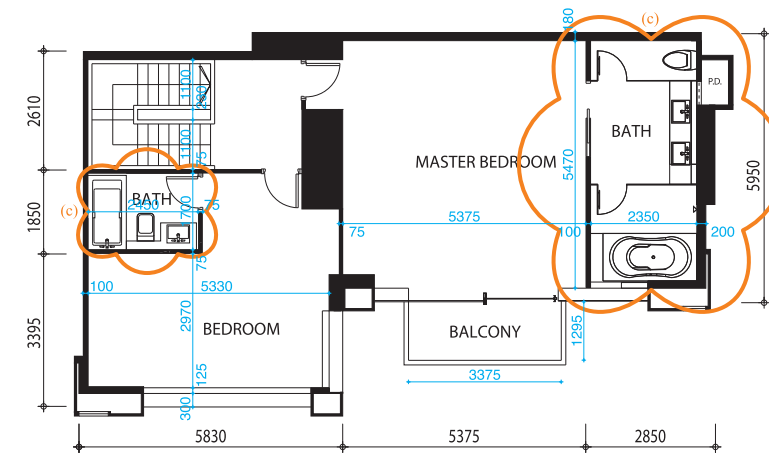
冷氣機位 A/C	抽風槽 EAD	消防喉轆 ( 高位 ) HR AT H/L	主人房 Master Bedroom	電線槽 T.D.
建築裝飾 Architectural Feature	電錶櫃 EMC	廚房 Kitchen	管道槽 P.D.	水錶櫃 W.M.C
浴室 Bath	電錶房 EMR	電梯 Lift	喉管井 P.W.	
睡房 Bedroom	家庭室 FAM.	電梯槽 Lift Shaft	垃圾回收房 RSR	
工作平台之簷蓋 Canopy for U.P.	垃圾回收房內之風扇房 Fan Room for RSR	客廳 Living Room	儲物室 Store	
飯廳 Dinning Room	平台 Flat Roof	電梯大堂 Lobby	書房 Study	



B1/F



G/F



1/F

因住宅物業的較高樓層的結構牆的厚度遞減，較高樓層的內部面積，一般比較低樓層的內部面積稍大。

The internal areas of the residential properties on the upper floors will generally be slightly larger than those on the lower floors because of the reducing thickness of the structural walls on the upper floors.

平面圖所列之數字為以毫米標示之建築結構尺寸。

The dimensions in floor plans are all structural dimensions in millimeter.

住宅單位的層與層之間的高度，B1樓為3.5米；地下及1樓為3.075米。

Floor to floor height to each residential property. B1/F is 3.5m; G/F and 1/F is 3.075m.

每個住宅物業的樓板（不包括灰泥）的厚度根據已批准結構圖則如下：

The thickness of floor slabs (excluding plaster) in the residential properties varies, according to the information set out in the approved structural plans are listed as follows:

花園洋房單位1號

樓層 Floor	每個住宅物業的樓板 (不包括灰泥)的厚度(毫米) Thickness of floor slabs (excluding plaster) of each residential property (mm)
B1/F	170, 175, 185, 200
G/F	150, 175, 200
1/F	150, 200, 250



平面圖的相關資料

- 1. 部份住宅單位之假天花內裝置有冷氣及 / 或其他機電設備。
- 2. 部份百葉窗 ( 如有 ) 安裝於假天花之上且沒於平面圖顯示。
- 3. 露台 ( 如有 ) 、工作平台 ( 如有 ) 及平台 ( 如有 ) 內可能裝有喉管建築裝飾及 / 或其他機電設備，其位置請參考有關建築圖則。

Floor Plans Related

- 1. There are ceiling bulkheads in some residential units for enclosing the air-conditioning system and/or M&E services.
- 2. Some louvers (if any) that are hidden in false ceilings may not be indicated on the floor plans.
- 3. There may be pipes, architectural features and/or M&E services within the balconies (if any), utility platforms (if any) and flat roofs (if any). Please refer to the relevant Building Plans for their locations.

花園洋房單位 1 號在發展項目落成後進行小型工程或獲《建築物條例》豁免的工程而有所改動。該等改動大概位置於樓面圖中標出。該等改動列出如下 ( 下文編號對應圖中附註編號 ( 如有 ) ) :

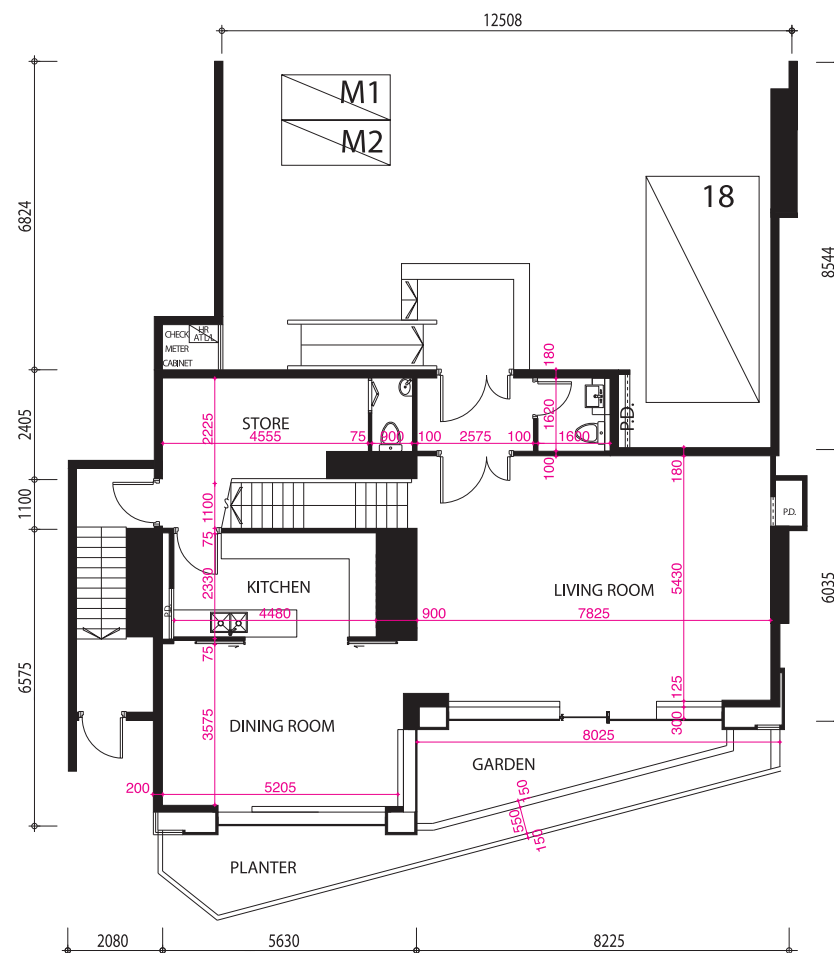
- (a) 門移位或拆除，並以不同位置或不同設計之門取代。
- (b) 內牆拆除，並以不同尺寸的牆及不同的裝置取代。
- (c) 浴室原本的牆及裝置移除或移位，以不同尺寸的牆及不同的裝置取代。
- (d) 廚房原本的牆及裝置移除或移位，以不同尺寸的牆及不同的裝置取代。
- (e) 儲物室原本的牆及裝置移除或移位，以不同尺寸的牆及不同的裝置取代。
- (f) 洗手盆裝置移位或移除。
- (g) 餐飲室改為廚房及以不同裝置取代。
- (h) 於入口之斜通道經改動，以不同設計之斜通道取代。
- (i) 拆除樓梯扶手。
- (j) 修改摺門之開啟方向。

Garden House Unit No. 1 have been altered by way of minor works or exempted works under the Buildings Ordinance after completion of the Development. The approximate location of the alterations are indicated in the floor plan and the alterations are set out below (numbering below refers to the remarks, if any, in the plan):

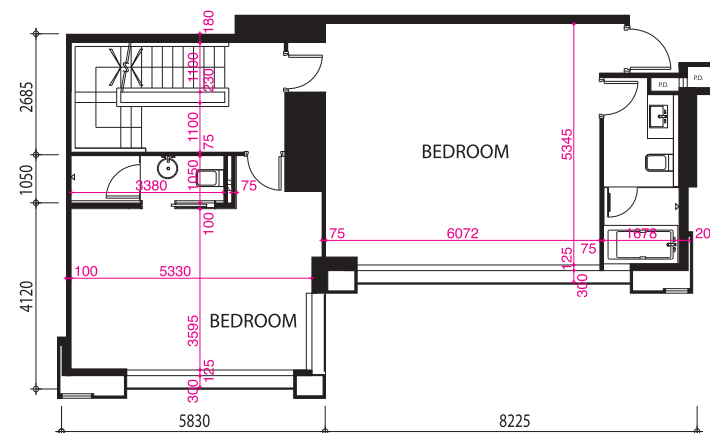
- (a) Door relocated or removed and replaced by a door at a different location or different design.
- (b) Original walls removed, replaced with walls of different dimension and fitted with different fittings.
- (c) Original walls and fittings of bathroom are demolished or relocated, replaced with walls of different dimension and fitted with different fittings.
- (d) Original walls and fittings of Kitchen are demolished or relocated, replaced with walls of different dimension and fitted with different fittings.
- (e) Original walls and fittings of Storeroom are demolished or relocated, replaced with walls of different dimension and fitted with different fittings.
- (f) Water Basin relocated or removed.
- (g) Pantry change to kitchen and fitted with different fittings.
- (h) Access ramp at main entrance amended and replaced by a ramp of different design.
- (i) Stair handrails are removed.
- (j) Swing direction of the slide-fold door is amended.

圖例 Legend:

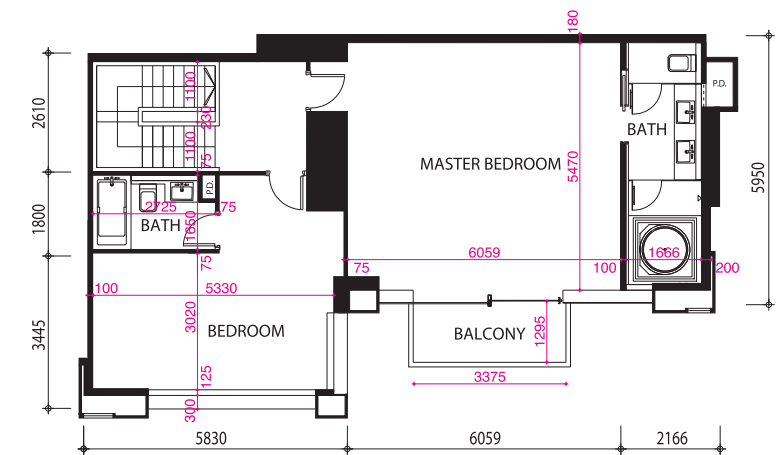
冷氣機位 A/C	飯廳 Dinning Room	消防喉轆 H.R.	主人房 Master Bedroom	儲物室 Store
建築裝飾 Architectural Feature	抽風槽 EAD	消防喉轆 ( 低位 ) HR AT L/L	餐飲室 Pantry	書房 Study
露台 Balcony	電錶房 EMR	廚房 Kitchen	管道槽 P.D.	電線槽 T.D.
浴室 Bath	家庭室 FAM.	電梯 Lift	花槽 Planter	工作平台 U.P.
睡房 Bedroom	垃圾回收房內之風扇房 Fan Room for RSR	電梯槽 Lift Shaft	水池 Pool	水錶櫃 W.M.C
工作平台之簷蓋 Canopy for U.P.	平台 Flat Roof	客廳 Living Room	喉管井 P.W.	
電錶房 Check Meter Cabinet	花園 Garden	大堂 Lobby	垃圾回收房 RSR	



B1/F

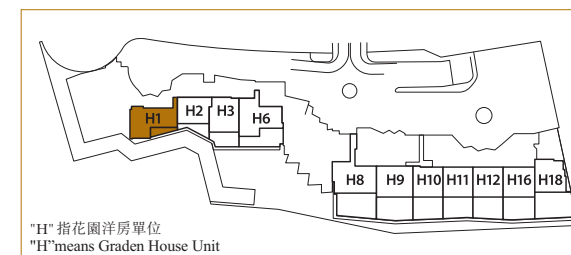


G/F



1/F

2/F	EB04	H1	H2	H3	H6	H8	H9	H10	H11	H12	H16	H18
1/F	EB04											
G/F	EB04											
B1/F	EB04											
B2/F	EB04											
B3/F												
B4/F												
B5/F												
B6/F												



每個住宅物業的樓板（不包括灰泥）的厚度根據已批准結構圖則如下：

The thickness of floor slabs (excluding plaster) in the residential properties varies, according to the information set out in the approved structural plans are listed as follows:

花園洋房單位1號

平面圖所列之數字為以毫米標示之建築結構尺寸。

The dimensions in floor plans are all structural dimensions in millimeter.

住宅單位的層與層之間的高度，B1樓為3.5米；地下及1樓為3.075米。

Floor to floor height to each residential property. B1/F is 3.5m; G/F and 1/F is 3.075m.

因住宅物業的較高樓層的結構牆的厚度遞減，較高樓層的內部面積，一般比較低樓層的內部面積稍大。

The internal areas of the residential properties on the upper floors will generally be slightly larger than those on the lower floors because of the reducing thickness of the structural walls on the upper floors.



平面圖的相關資料

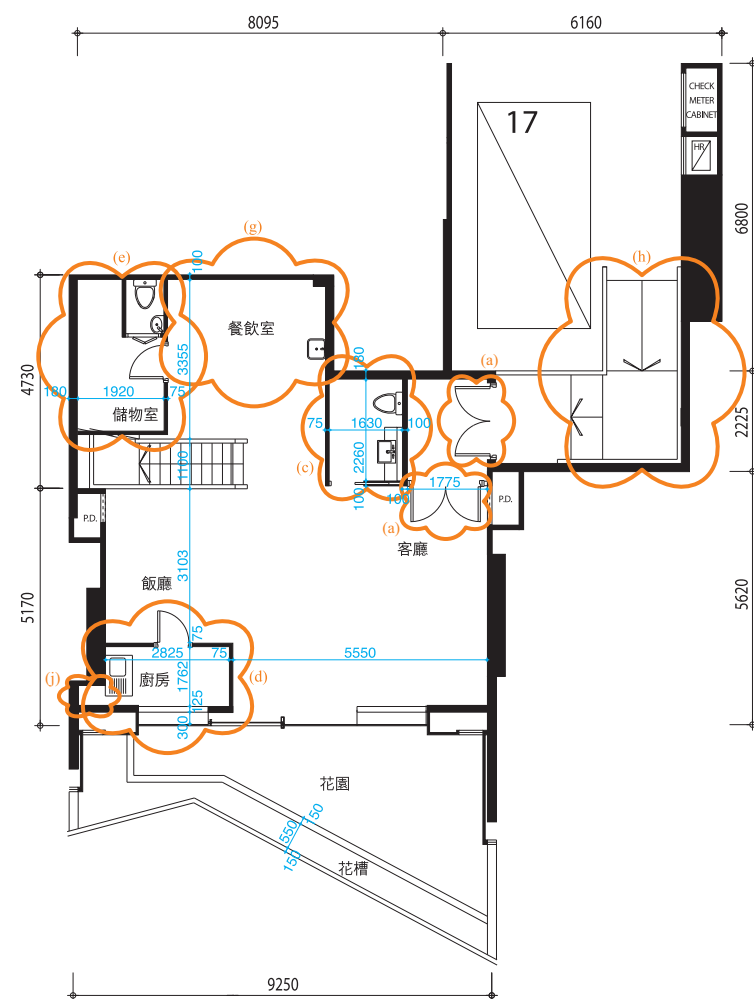
- 1. 部份住宅單位之假天花內裝置有冷氣及 / 或其他機電設備。
- 2. 部份百葉窗 ( 如有 ) 安裝於假天花之上且沒於平面圖顯示。
- 3. 露台 ( 如有 ) 、工作平台 ( 如有 ) 及平台 ( 如有 ) 內可能裝有喉管建築裝飾及 / 或其他機電設備，其位置請參考有關建築圖則。

Floor Plans Related

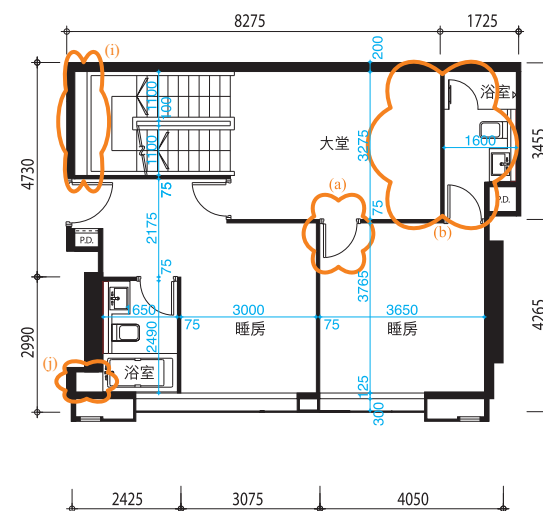
- 1. There are ceiling bulkheads in some residential units for enclosing the air-conditioning system and/or M&E services.
- 2. Some louvers (if any) that are hidden in false ceilings may not be indicated on the floor plans.
- 3. There may be pipes, architectural features and/or M&E services within the balconies (if any), utility platforms (if any) and flat roofs (if any). Please refer to the relevant Building Plans for their locations.

圖例 Legend:

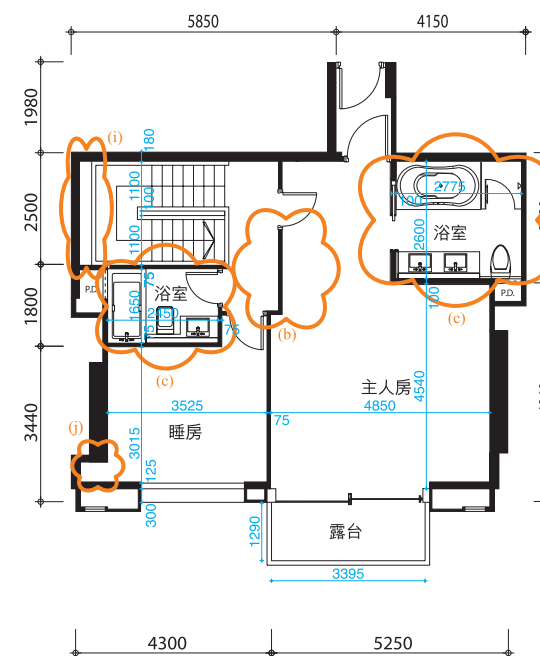
冷氣機位 A/C	飯廳 Dinning Room	消防喉轆 H.R.	主人房 Master Bedroom	儲物室 Store
建築裝飾 Architectural Feature	抽風槽 EAD	消防喉轆 ( 低位 ) HR AT L/L	餐飲室 Pantry	書房 Study
露台 Balcony	電錶房 EMR	廚房 Kitchen	管道槽 P.D.	電線槽 T.D.
浴室 Bath	家庭室 FAM.	電梯 Lift	花槽 Planter	工作平台 U.P.
睡房 Bedroom	垃圾回收房內之風扇房 Fan Room for RSR	電梯槽 Lift Shaft	水池 Pool	水錶櫃 W.M.C
工作平台之簷蓋 Canopy for U.P.	平台 Flat Roof	客廳 Living Room	喉管井 P.W.	
電錶房 Check Meter Cabinet	花園 Garden	大堂 Lobby	垃圾回收房 RSR	



B1/F



G/F



1/F



因住宅物業的較高樓層的結構牆的厚度遞減，較高樓層的內部面積，一般比較低樓層的內部面積稍大。

The internal areas of the residential properties on the upper floors will generally be slightly larger than those on the lower floors because of the reducing thickness of the structural walls on the upper floors.

平面圖所列之數字為以毫米標示之建築結構尺寸。

The dimensions in floor plans are all structural dimensions in millimeter.

住宅單位的層與層之間的高度，B1樓為3.5米；地下及1樓為3.075米。

Floor to floor height to each residential property. B1/F is 3.5m; G/F and 1/F is 3.075m.

每個住宅物業的樓板（不包括灰泥）的厚度根據已批准結構圖則如下：

The thickness of floor slabs (excluding plaster) in the residential properties varies, according to the information set out in the approved structural plans are listed as follows:

花園洋房單位2號

樓層 Floor	每個住宅物業的樓板 (不包括灰泥)的厚度(毫米) Thickness of floor slabs (excluding plaster) of each residential property (mm)
B1/F	170, 175, 185, 200
G/F	150, 175, 200
1/F	150, 200, 250



平面圖的相關資料

- 1. 部份住宅單位之假天花內裝置有冷氣及 / 或其他機電設備。
- 2. 部份百葉窗 ( 如有 ) 安裝於假天花之上且沒於平面圖顯示。
- 3. 露台 ( 如有 ) 、工作平台 ( 如有 ) 及平台 ( 如有 ) 內可能裝有喉管建築裝飾及 / 或其他機電設備，其位置請參考有關建築圖則。

Floor Plans Related

- 1. There are ceiling bulkheads in some residential units for enclosing the air-conditioning system and/or M&E services.
- 2. Some louvers (if any) that are hidden in false ceilings may not be indicated on the floor plans.
- 3. There may be pipes, architectural features and/or M&E services within the balconies (if any), utility platforms (if any) and flat roofs (if any). Please refer to the relevant Building Plans for their locations.

花園洋房單位2號在發展項目落成後進行小型工程或獲《建築物條例》豁免的工程而有所改動。該等改動大概位置於樓面圖中標出。該等改動列出如下 ( 下文編號對應圖中附註編號 ( 如有 ) ) :

- (a) 門移位或拆除，並以不同位置或不同設計之門取代。
- (b) 內牆拆除，並以不同尺寸的牆及不同的裝置取代。
- (c) 浴室原本的牆及裝置移除或移位，以不同尺寸的牆及不同的裝置取代。
- (d) 廚房原本的牆及裝置移除或移位，以不同尺寸的牆及不同的裝置取代。
- (e) 儲物室原本的牆及裝置移除或移位，以不同尺寸的牆及不同的裝置取代。
- (f) 洗手盆裝置移位或移除。
- (g) 餐飲室改為廚房及以不同裝置取代。
- (h) 於入口之斜通道經改動，以不同設計之斜通道取代。
- (i) 拆除樓梯扶手。
- (j) 豎設用磚建造的非承重牆。

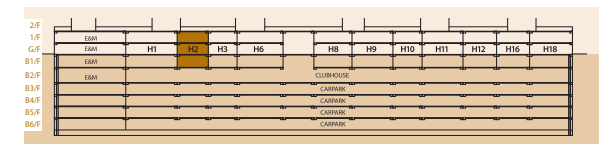
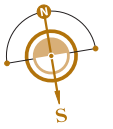
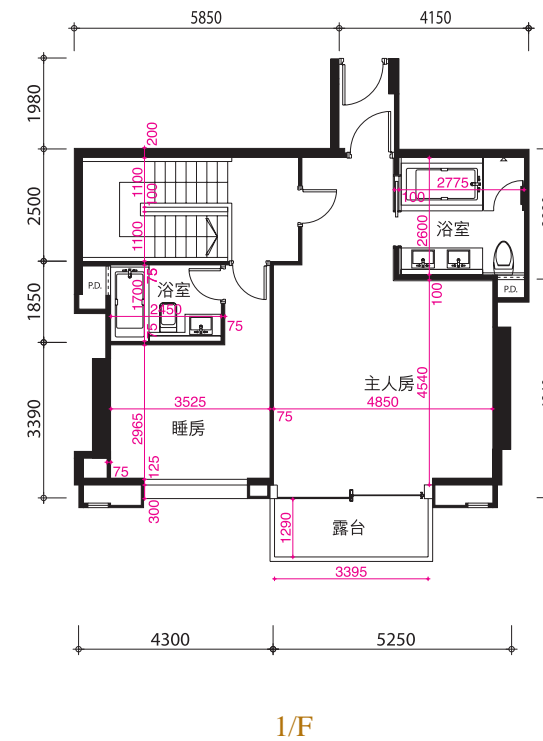
Garden House Unit No. 2 have been altered by way of minor works or exempted works under the Buildings Ordinance after completion of the Development. The approximate location of the alterations are indicated in the floor plan and the alterations are set out below (numbering below refers to the remarks, if any, in the plan):

- (a)Door relocated or removed and replaced by a door at a different location or different design.
- (b)Original walls removed, replaced with walls of different dimension and fitted with different fittings.
- (c)Original walls and fittings of bathroom are demolished or relocated, replaced with walls of different dimension and fitted with different fittings.
- (d)Original walls and fittings of Kitchen are demolished or relocated, replaced with walls of different dimension and fitted with different fittings.
- (e)Original walls and fittings of Storeroom are demolished or relocated, replaced with walls of different dimension and fitted with different fittings.
- (f) Water Basin relocated or removed.
- (g)Pantry change to kitchen and fitted with different fittings.
- (h)Access ramp at main entrance amended and replaced by a ramp of different design.
- (i) Stair handrails are removed.
- (j) Non-load bearing block wall is erected.

圖例 Legend:

冷氣機位 A/C	飯廳 Dinning Room	消防喉轆 H.R.	主人房 Master Bedroom	儲物室 Store
建築裝飾 Architectural Feature	抽風槽 EAD	消防喉轆 ( 低位 ) HR AT L/L	餐飲室 Pantry	書房 Study
露台 Balcony	電錶房 EMR	廚房 Kitchen	管道槽 P.D.	電線槽 T.D.
浴室 Bath	家庭室 FAM.	電梯 Lift	花槽 Planter	工作平台 U.P.
睡房 Bedroom	垃圾回收房內之風扇房 Fan Room for RSR	電梯槽 Lift Shaft	水池 Pool	水錶櫃 W.M.C
工作平台之簷蓋 Canopy for U.P.	平台 Flat Roof	客廳 Living Room	喉管井 P.W.	
電錶房 Check Meter Cabinet	花園 Garden	大堂 Lobby	垃圾回收房 RSR	

## H2 花園洋房單位2號 現狀間隔平面圖 Garden House Unit No.2 Latest Floor Plan



The thickness of floor slabs (excluding plaster) in the residential properties varies, according to the information set out in the approved structural plans are listed as follows:

"H" 指花園洋房單位  
 "H" means Graden House Unit

The dimensions in floor plans are all structural dimensions in millimeter.

Floor to floor height to each residential property.  
B1/F is 3.5m; G/F and 1/F is 3.075m.

The internal areas of the residential properties on the upper floors will generally be slightly larger than those on the lower floors because of the reducing thickness of the structural walls on the upper floors.





平面圖的相關資料

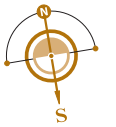
- 1. 部份住宅單位之假天花內裝置有冷氣及 / 或其他機電設備。
- 2. 部份百葉窗 ( 如有 ) 安裝於假天花之上且沒於平面圖顯示。
- 3. 露台 ( 如有 ) 、工作平台 ( 如有 ) 及平台 ( 如有 ) 內可能裝有喉管建築裝飾及 / 或其他機電設備，其位置請參考有關建築圖則。

Floor Plans Related

- 1. There are ceiling bulkheads in some residential units for enclosing the air-conditioning system and/or M&E services.
- 2. Some louvers (if any) that are hidden in false ceilings may not be indicated on the floor plans.
- 3. There may be pipes, architectural features and/or M&E services within the balconies (if any), utility platforms (if any) and flat roofs (if any). Please refer to the relevant Building Plans for their locations.

圖例 Legend:

冷氣機位 A/C	飯廳 Dinning Room	消防喉轆 H.R.	主人房 Master Bedroom	儲物室 Store
建築裝飾 Architectural Feature	抽風槽 EAD	消防喉轆 ( 低位 ) HR AT L/L	餐飲室 Pantry	書房 Study
露台 Balcony	電錶房 EMR	廚房 Kitchen	管道槽 P.D.	電線槽 T.D.
浴室 Bath	家庭室 FAM.	電梯 Lift	花槽 Planter	工作平台 U.P.
睡房 Bedroom	垃圾回收房內之風扇房 Fan Room for RSR	電梯槽 Lift Shaft	水池 Pool	水錶櫃 W.M.C
工作平台之簷蓋 Canopy for U.P.	平台 Flat Roof	客廳 Living Room	喉管井 P.W.	
電錶房 Check Meter Cabinet	花園 Garden	大堂 Lobby	垃圾回收房 RSR	



樓層 Floor	每個住宅物業的樓板 (不包括灰泥)的厚度(毫米) Thickness of floor slabs (excluding plaster) of each residential property (mm)
B1/F	170, 175, 185, 200
G/F	150, 175, 200
1/F	150, 200, 250



平面圖的相關資料

- 1. 部份住宅單位之假天花內裝置有冷氣及 / 或其他機電設備。
- 2. 部份百葉窗 ( 如有 ) 安裝於假天花之上且沒於平面圖顯示。
- 3. 露台 ( 如有 ) 、工作平台 ( 如有 ) 及平台 ( 如有 ) 內可能裝有喉管建築裝飾及 / 或其他機電設備，其位置請參考有關建築圖則。

Floor Plans Related

- 1. There are ceiling bulkheads in some residential units for enclosing the air-conditioning system and/or M&E services.
- 2. Some louvers (if any) that are hidden in false ceilings may not be indicated on the floor plans.
- 3. There may be pipes, architectural features and/or M&E services within the balconies (if any), utility platforms (if any) and flat roofs (if any). Please refer to the relevant Building Plans for their locations.

花園洋房單位 3 號在發展項目落成後進行小型工程或獲《建築物條例》豁免的工程而有所改動。該等改動大概位置於樓面圖中標出。該等改動列出如下 ( 下文編號對應圖中附註編號 ( 如有 ) ) :

- (a) 門移位或拆除，並以不同位置或不同設計之門取代。
- (b) 內牆拆除，並以不同尺寸的牆及不同的裝置取代。
- (c) 浴室原本的牆及裝置移除或移位，以不同尺寸的牆及不同的裝置取代。
- (d) 廚房原本的牆及裝置移除或移位，以不同尺寸的牆及不同的裝置取代。
- (e) 儲物室原本的牆及裝置移除或移位，以不同尺寸的牆及不同的裝置取代。
- (f) 洗手盆裝置移位或移除。
- (g) 餐飲室改為廚房及以不同裝置取代。
- (h) 於入口之斜通道經改動，以不同設計之斜通道取代。

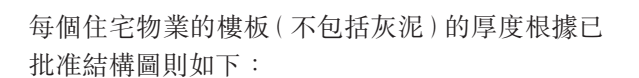
Garden House Unit No. 3 have been altered by way of minor works or exempted works under the Buildings Ordinance after completion of the Development. The approximate location of the alterations are indicated in the floor plan and the alterations are set out below (numbering below refers to the remarks, if any, in the plan):

- (a)Door relocated or removed and replaced by a door at a different location or different design.
- (b)Original walls removed, replaced with walls of different dimension and fitted with different fittings.
- (c)Original walls and fittings of bathroom are demolished or relocated, replaced with walls of different dimension and fitted with different fittings.
- (d)Original walls and fittings of Kitchen are demolished or relocated, replaced with walls of different dimension and fitted with different fittings.
- (e)Original walls and fittings of Storeroom are demolished or relocated, replaced with walls of different dimension and fitted with different fittings.
- (f) Water Basin relocated or removed.
- (g)Pantry change to kitchen and fitted with different fittings.
- (h)Access ramp at main entrance amended and replaced by a ramp of different design

圖例 Legend:

冷氣機位 A/C	飯廳 Dinning Room	消防喉轆 H.R.	主人房 Master Bedroom	儲物室 Store
建築裝飾 Architectural Feature	抽風槽 EAD	消防喉轆 ( 低位 ) HR AT L/L	餐飲室 Pantry	書房 Study
露台 Balcony	電錶房 EMR	廚房 Kitchen	管道槽 P.D.	電線槽 T.D.
浴室 Bath	家庭室 FAM.	電梯 Lift	花槽 Planter	工作平台 U.P.
睡房 Bedroom	垃圾回收房內之風扇房 Fan Room for RSR	電梯槽 Lift Shaft	水池 Pool	水錶櫃 W.M.C
工作平台之簷蓋 Canopy for U.P.	平台 Flat Roof	客廳 Living Room	喉管井 P.W.	
電錶房 Check Meter Cabinet	花園 Garden	大堂 Lobby	垃圾回收房 RSR	

### H3 花園洋房單位3號 現狀間隔平面圖 Garden House Unit No.3 Latest Floor Plan



The thickness of floor slabs (excluding plaster) in the residential properties varies, according to the information set out in the approved structural plans are listed as follows:

花園洋房單位3號



The dimensions in floor plans are all structural dimensions in millimeter.

住宅單位的層與層之間的高度，B1樓為3.5米；地下及1樓為3.075米。

Floor to floor height to each residential property.  
B1/F is 3.5m; G/F and 1/F is 3.075m.

因住宅物業的較高樓層的結構牆的厚度遞減，較高樓層的內部面積，一般比較低樓層的內部面積稍大。

The internal areas of the residential properties on the upper floors will generally be slightly larger than those on the lower floors because of the reducing thickness of the structural walls on the upper floors.





平面圖的相關資料

- 1. 部份住宅單位之假天花內裝置有冷氣及 / 或其他機電設備。
- 2. 部份百葉窗 ( 如有 ) 安裝於假天花之上且沒於平面圖顯示。
- 3. 露台 ( 如有 ) 、工作平台 ( 如有 ) 及平台 ( 如有 ) 內可能裝有喉管建築裝飾及 / 或其他機電設備，其位置請參考有關建築圖則。

Floor Plans Related

- 1. There are ceiling bulkheads in some residential units for enclosing the air-conditioning system and/or M&E services.
- 2. Some louvers (if any) that are hidden in false ceilings may not be indicated on the floor plans.
- 3. There may be pipes, architectural features and/or M&E services within the balconies (if any), utility platforms (if any) and flat roofs (if any). Please refer to the relevant Building Plans for their locations.

圖例 Legend:

冷氣機位 A/C	飯廳 Dinning Room	消防喉轆 H.R.	主人房 Master Bedroom	儲物室 Store
建築裝飾 Architectural Feature	抽風槽 EAD	消防喉轆 ( 低位 ) HR AT L/L	餐飲室 Pantry	書房 Study
露台 Balcony	電錶房 EMR	廚房 Kitchen	管道槽 P.D.	電線槽 T.D.
浴室 Bath	家庭室 FAM.	電梯 Lift	花槽 Planter	工作平台 U.P.
睡房 Bedroom	垃圾回收房內之風扇房 Fan Room for RSR	電梯槽 Lift Shaft	水池 Pool	水錶櫃 W.M.C
工作平台之簷蓋 Canopy for U.P.	平台 Flat Roof	客廳 Living Room	喉管井 P.W.	
電錶房 Check Meter Cabinet	花園 Garden	大堂 Lobby	垃圾回收房 RSR	



The thickness of floor slabs (excluding plaster) in the residential properties varies, according to the information set out in the approved structural plans are listed as follows:

樓層 Floor	每個住宅物業的樓板 (不包括灰泥) 的厚度 (毫米) Thickness of floor slabs (excluding plaster) of each residential property (mm)
B1/F	170, 175, 185, 200
G/F	150, 175, 200
1/F	150, 200, 250

The dimensions in floor plans are all structural dimensions in millimeter.

Floor to floor height to each residential property.  
B1/F is 3.5m; G/F and 1/F is 3.075m.

The internal areas of the residential properties on the upper floors will generally be slightly larger than those on the lower floors because of the reducing thickness of the structural walls on the upper floors.



平面圖的相關資料

- 1. 部份住宅單位之假天花內裝置有冷氣及 / 或其他機電設備。
- 2. 部份百葉窗 ( 如有 ) 安裝於假天花之上且沒於平面圖顯示。
- 3. 露台 ( 如有 ) 、工作平台 ( 如有 ) 及平台 ( 如有 ) 內可能裝有喉管建築裝飾及 / 或其他機電設備，其位置請參考有關建築圖則。

Floor Plans Related

- 1. There are ceiling bulkheads in some residential units for enclosing the air-conditioning system and/or M&E services.
- 2. Some louvers (if any) that are hidden in false ceilings may not be indicated on the floor plans.
- 3. There may be pipes, architectural features and/or M&E services within the balconies (if any), utility platforms (if any) and flat roofs (if any). Please refer to the relevant Building Plans for their locations.

花園洋房單位6號在發展項目落成後進行小型工程或獲《建築物條例》豁免的工程而有所改動。該等改動大概位置於樓面圖中標出。該等改動列出如下 ( 下文編號對應圖中附註編號 ( 如有 ) ) :

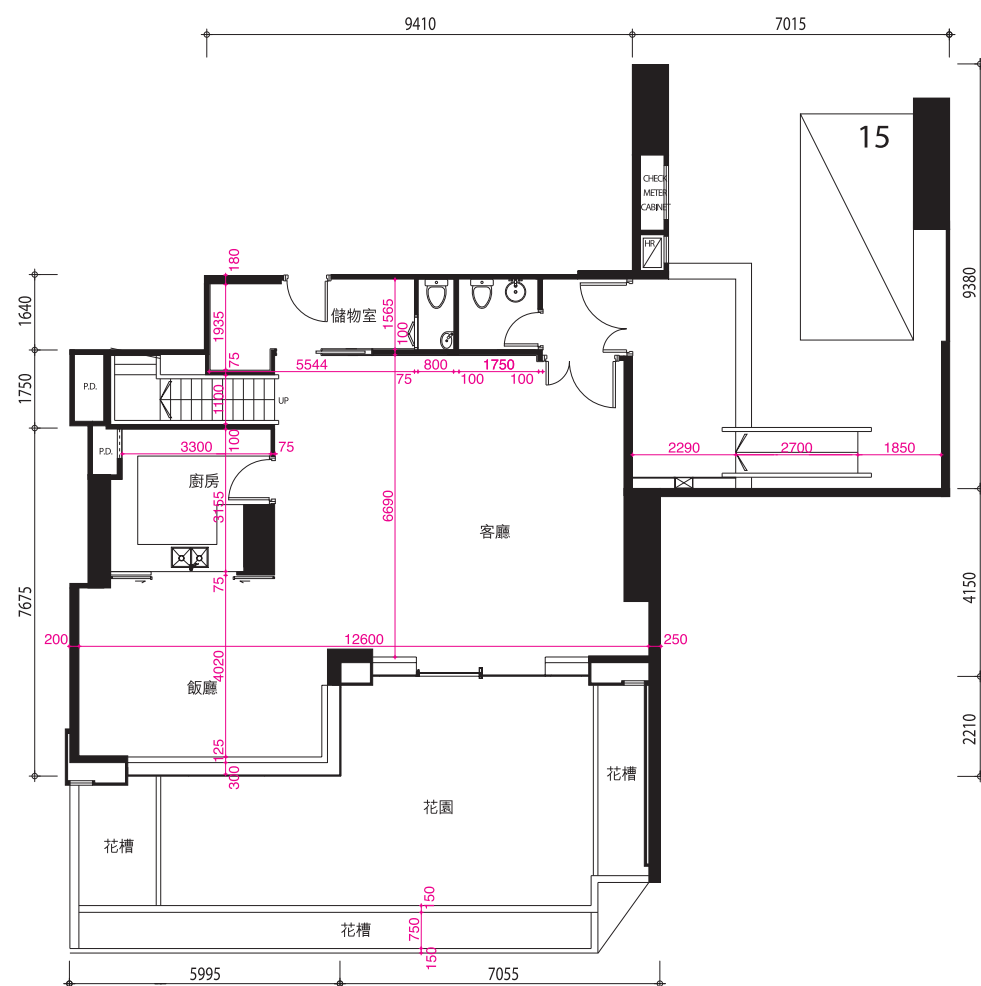
- (a) 門移位或拆除，並以不同位置或不同設計之門取代。
- (b) 內牆拆除，並以不同尺寸的牆及不同的裝置取代。
- (c) 浴室原本的牆及裝置移除或移位，以不同尺寸的牆及不同的裝置取代。
- (d) 廚房原本的牆及裝置移除或移位，以不同尺寸的牆及不同的裝置取代。
- (e) 儲物室原本的牆及裝置移除或移位，以不同尺寸的牆及不同的裝置取代。
- (f) 洗手盆裝置移位或移除。
- (g) 餐飲室改為廚房及以不同裝置取代。
- (h) 於入口之斜通道經改動，以不同設計之斜通道取代。

Garden House Unit No. 6 have been altered by way of minor works or exempted works under the Buildings Ordinance after completion of the Development. The approximate location of the alterations are indicated in the floor plan and the alterations are set out below (numbering below refers to the remarks, if any, in the plan):

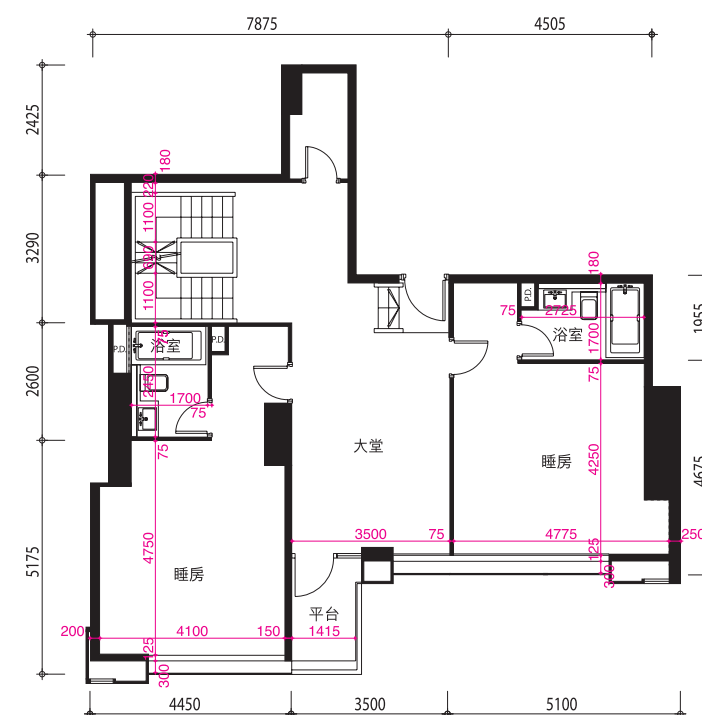
- (a)Door relocated or removed and replaced by a door at a different location or different design.
- (b)Original walls removed, replaced with walls of different dimension and fitted with different fittings.
- (c)Original walls and fittings of bathroom are demolished or relocated, replaced with walls of different dimension and fitted with different fittings.
- (d)Original walls and fittings of Kitchen are demolished or relocated, replaced with walls of different dimension and fitted with different fittings.
- (e)Original walls and fittings of Storeroom are demolished or relocated, replaced with walls of different dimension and fitted with different fittings.
- (f) Water Basin relocated or removed.
- (g)Pantry change to kitchen and fitted with different fittings.
- (h)Access ramp at main entrance amended and replaced by a ramp of different design

圖例 Legend:

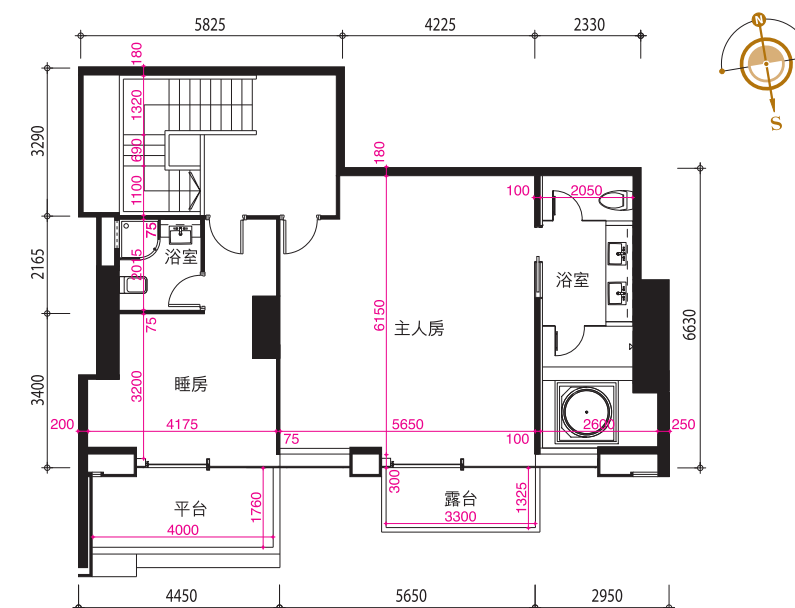
冷氣機位 A/C	飯廳 Dinning Room	消防喉轆 H.R.	主人房 Master Bedroom	儲物室 Store
建築裝飾 Architectural Feature	抽風槽 EAD	消防喉轆 ( 低位 ) HR AT L/L	餐飲室 Pantry	書房 Study
露台 Balcony	電錶房 EMR	廚房 Kitchen	管道槽 P.D.	電線槽 T.D.
浴室 Bath	家庭室 FAM.	電梯 Lift	花槽 Planter	工作平台 U.P.
睡房 Bedroom	垃圾回收房內之風扇房 Fan Room for RSR	電梯槽 Lift Shaft	水池 Pool	水錶櫃 W.M.C
工作平台之簷蓋 Canopy for U.P.	平台 Flat Roof	客廳 Living Room	喉管井 P.W.	
電錶房 Check Meter Cabinet	花園 Garden	大堂 Lobby	垃圾回收房 RSR	



B1/F

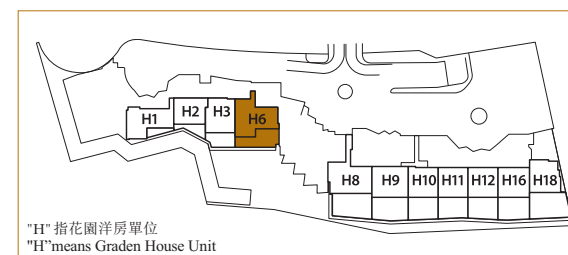


G/F



1/F

2/F	CLUBHOUSE	H1	H2	H3	H4	H5	H6	H7	H8	H9	H10	H11	H12	H13	H14	H15	H16	H17	H18
1/F	CLUBHOUSE	H1	H2	H3	H4	H5	H6	H7	H8	H9	H10	H11	H12	H13	H14	H15	H16	H17	H18
G/F	CLUBHOUSE	H1	H2	H3	H4	H5	H6	H7	H8	H9	H10	H11	H12	H13	H14	H15	H16	H17	H18
B1/F	CLUBHOUSE	H1	H2	H3	H4	H5	H6	H7	H8	H9	H10	H11	H12	H13	H14	H15	H16	H17	H18
B2/F	CLUBHOUSE	H1	H2	H3	H4	H5	H6	H7	H8	H9	H10	H11	H12	H13	H14	H15	H16	H17	H18
B3/F	CLUBHOUSE	H1	H2	H3	H4	H5	H6	H7	H8	H9	H10	H11	H12	H13	H14	H15	H16	H17	H18
B4/F	CLUBHOUSE	H1	H2	H3	H4	H5	H6	H7	H8	H9	H10	H11	H12	H13	H14	H15	H16	H17	H18
B5/F	CLUBHOUSE	H1	H2	H3	H4	H5	H6	H7	H8	H9	H10	H11	H12	H13	H14	H15	H16	H17	H18
B6/F	CLUBHOUSE	H1	H2	H3	H4	H5	H6	H7	H8	H9	H10	H11	H12	H13	H14	H15	H16	H17	H18



每個住宅物業的樓板（不包括灰泥）的厚度根據已批准結構圖則如下：

The thickness of floor slabs (excluding plaster) in the residential properties varies, according to the information set out in the approved structural plans are listed as follows:

花園洋房單位6號

平面圖所列之數字為以毫米標示之建築結構尺寸。

The dimensions in floor plans are all structural dimensions in millimeter.

住宅單位的層與層之間的高度，B1樓為3.5米；地下及1樓為3.075米。

Floor to floor height to each residential property. B1/F is 3.5m; G/F and 1/F is 3.075m.

因住宅物業的較高樓層的結構牆的厚度遞減，較高樓層的內部面積，一般比較低樓層的內部面積稍大。

The internal areas of the residential properties on the upper floors will generally be slightly larger than those on the lower floors because of the reducing thickness of the structural walls on the upper floors.



平面圖的相關資料

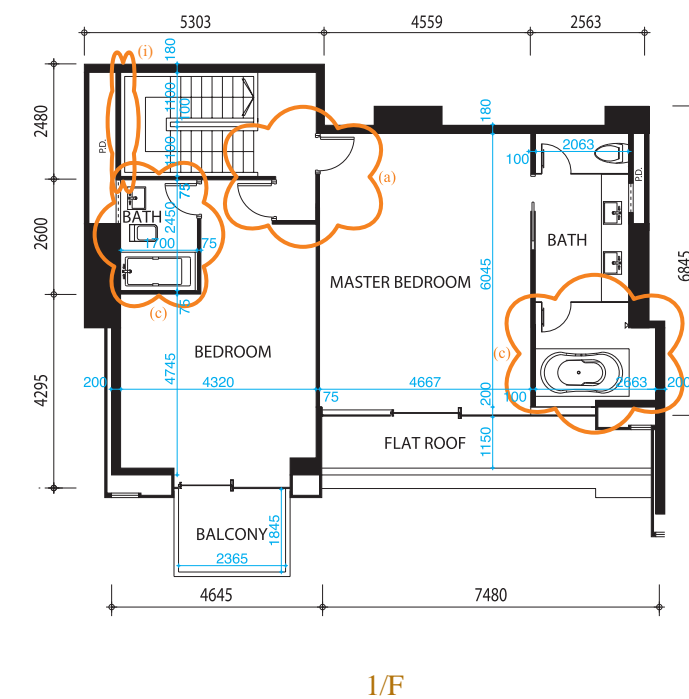
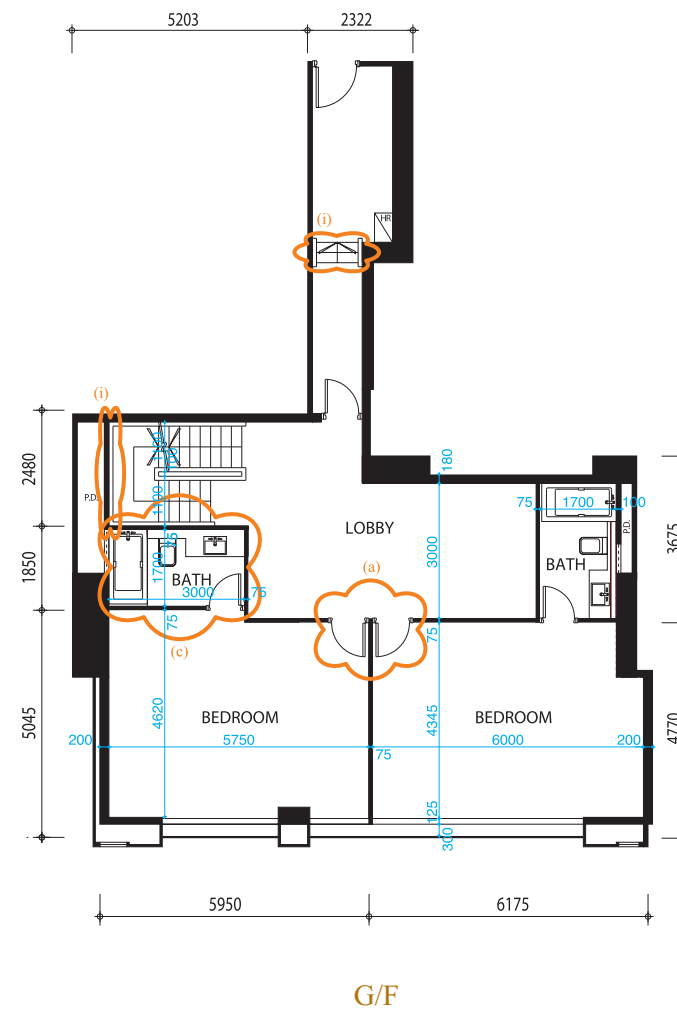
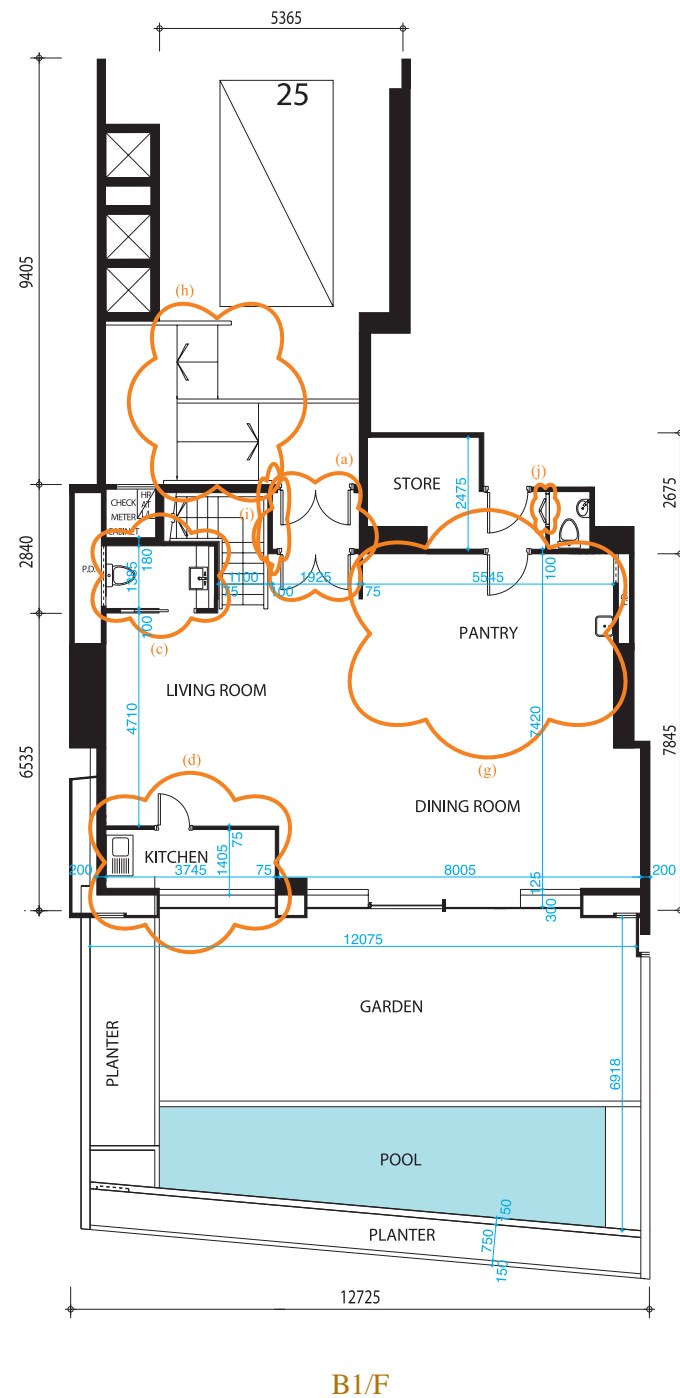
- 1. 部份住宅單位之假天花內裝置有冷氣及 / 或其他機電設備。
- 2. 部份百葉窗 ( 如有 ) 安裝於假天花之上且沒於平面圖顯示。
- 3. 露台 ( 如有 ) 、工作平台 ( 如有 ) 及平台 ( 如有 ) 內可能裝有喉管建築裝飾及 / 或其他機電設備，其位置請參考有關建築圖則。

Floor Plans Related

- 1. There are ceiling bulkheads in some residential units for enclosing the air-conditioning system and/or M&E services.
- 2. Some louvers (if any) that are hidden in false ceilings may not be indicated on the floor plans.
- 3. There may be pipes, architectural features and/or M&E services within the balconies (if any), utility platforms (if any) and flat roofs (if any). Please refer to the relevant Building Plans for their locations.

圖例 Legend:

冷氣機位 A/C	飯廳 Dinning Room	消防喉轆 H.R.	主人房 Master Bedroom	儲物室 Store
建築裝飾 Architectural Feature	抽風槽 EAD	消防喉轆 ( 低位 ) HR AT L/L	餐飲室 Pantry	書房 Study
露台 Balcony	電錶房 EMR	廚房 Kitchen	管道槽 P.D.	電線槽 T.D.
浴室 Bath	家庭室 FAM.	電梯 Lift	花槽 Planter	工作平台 U.P.
睡房 Bedroom	垃圾回收房內之風扇房 Fan Room for RSR	電梯槽 Lift Shaft	水池 Pool	水錶櫃 W.M.C
工作平台之簷蓋 Canopy for U.P.	平台 Flat Roof	客廳 Living Room	喉管井 P.W.	
電錶房 Check Meter Cabinet	花園 Garden	大堂 Lobby	垃圾回收房 RSR	



因住宅物業的較高樓層的結構牆的厚度遞減，較高樓層的內部面積，一般比較低樓層的內部面積稍大。

The internal areas of the residential properties on the upper floors will generally be slightly larger than those on the lower floors because of the reducing thickness of the structural walls on the upper floors.

平面圖所列之數字為以毫米標示之建築結構尺寸。

The dimensions in floor plans are all structural dimensions in millimeter.

住宅單位的層與層之間的高度，B1樓為3.5米；地下及1樓為3.075米。

Floor to floor height to each residential property. B1/F is 3.5m; G/F and 1/F is 3.075m.

每個住宅物業的樓板（不包括灰泥）的厚度根據已批准結構圖則如下：

The thickness of floor slabs (excluding plaster) in the residential properties varies, according to the information set out in the approved structural plans are listed as follows:

花園洋房單位8號

樓層 Floor	每個住宅物業的樓板 (不包括灰泥)的厚度(毫米) Thickness of floor slabs (excluding plaster) of each residential property (mm)
B1/F	170, 175, 185, 200
G/F	150, 175, 200
1/F	150, 200, 250



平面圖的相關資料

- 1. 部份住宅單位之假天花內裝置有冷氣及 / 或其他機電設備。
- 2. 部份百葉窗 ( 如有 ) 安裝於假天花之上且沒於平面圖顯示。
- 3. 露台 ( 如有 ) 、工作平台 ( 如有 ) 及平台 ( 如有 ) 內可能裝有喉管建築裝飾及 / 或其他機電設備，其位置請參考有關建築圖則。

Floor Plans Related

- 1. There are ceiling bulkheads in some residential units for enclosing the air-conditioning system and/or M&E services.
- 2. Some louvers (if any) that are hidden in false ceilings may not be indicated on the floor plans.
- 3. There may be pipes, architectural features and/or M&E services within the balconies (if any), utility platforms (if any) and flat roofs (if any). Please refer to the relevant Building Plans for their locations.

花園洋房單位8號在發展項目落成後進行小型工程或獲《建築物條例》豁免的工程而有所改動。該等改動大概位置於樓面圖中標出。該等改動列出如下 ( 下文編號對應圖中附註編號 ( 如有 ) ) :

- (a) 門移位或拆除，並以不同位置或不同設計之門取代。
- (b) 內牆拆除，並以不同尺寸的牆及不同的裝置取代。
- (c) 浴室原本的牆及裝置移除或移位，以不同尺寸的牆及不同的裝置取代。
- (d) 廚房原本的牆及裝置移除或移位，以不同尺寸的牆及不同的裝置取代。
- (e) 儲物室原本的牆及裝置移除或移位，以不同尺寸的牆及不同的裝置取代。
- (f) 洗手盆裝置移位或移除。
- (g) 餐飲室改為廚房及以不同裝置取代。
- (h) 於入口之斜通道經改動，以不同設計之斜通道取代。
- (i) 拆除樓梯扶手。
- (j) 修改摺門之開啟方向。

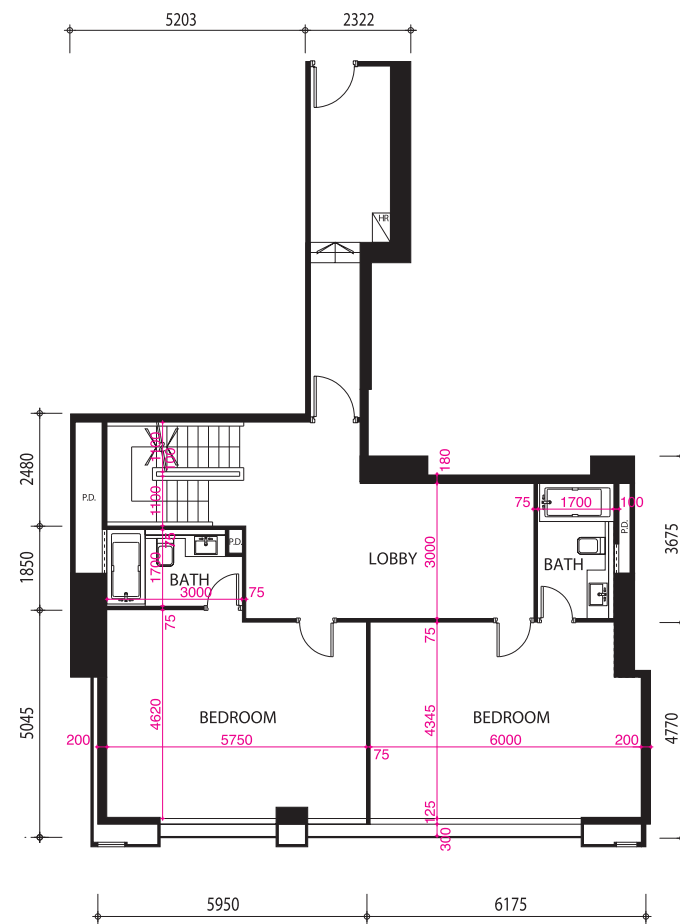
Garden House Unit No. 8 have been altered by way of minor works or exempted works under the Buildings Ordinance after completion of the Development. The approximate location of the alterations are indicated in the floor plan and the alterations are set out below (numbering below refers to the remarks, if any, in the plan):

- (a) Door relocated or removed and replaced by a door at a different location or different design.
- (b) Original walls removed, replaced with walls of different dimension and fitted with different fittings.
- (c) Original walls and fittings of bathroom are demolished or relocated, replaced with walls of different dimension and fitted with different fittings.
- (d) Original walls and fittings of Kitchen are demolished or relocated, replaced with walls of different dimension and fitted with different fittings.
- (e) Original walls and fittings of Storeroom are demolished or relocated, replaced with walls of different dimension and fitted with different fittings.
- (f) Water Basin relocated or removed.
- (g) Pantry change to kitchen and fitted with different fittings.
- (h) Access ramp at main entrance amended and replaced by a ramp of different design.
- (i) Stair handrails are removed.
- (j) Swing direction of the slide-fold door is amended.

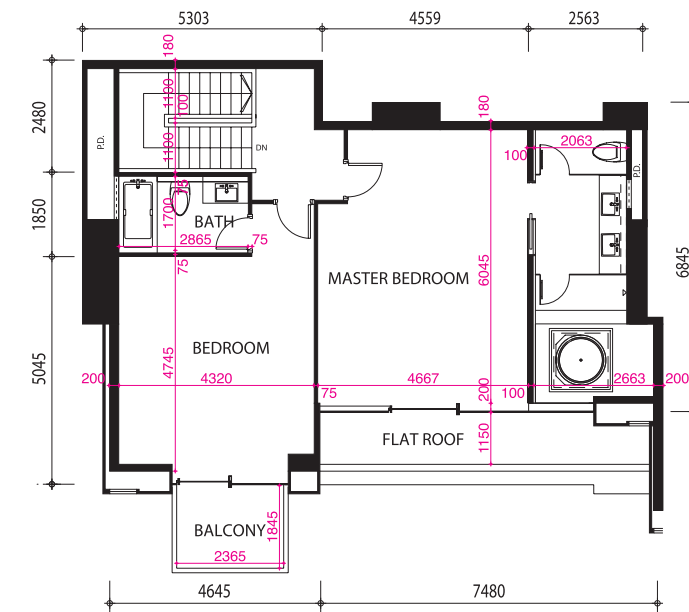
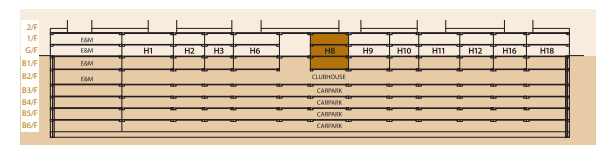
圖例 Legend:

冷氣機位 A/C	飯廳 Dinning Room	消防喉轆 H.R.	主人房 Master Bedroom	儲物室 Store
建築裝飾 Architectural Feature	抽風槽 EAD	消防喉轆 (低位) HR AT L/L	餐飲室 Pantry	書房 Study
露台 Balcony	電錶房 EMR	廚房 Kitchen	管道槽 P.D.	電線槽 T.D.
浴室 Bath	家庭室 FAM.	電梯 Lift	花槽 Planter	工作平台 U.P.
睡房 Bedroom	垃圾回收房內之風扇房 Fan Room for RSR	電梯槽 Lift Shaft	水池 Pool	水錶櫃 W.M.C
工作平台之簷蓋 Canopy for U.P.	平台 Flat Roof	客廳 Living Room	喉管井 P.W.	
電錶房 Check Meter Cabinet	花園 Garden	大堂 Lobby	垃圾回收房 RSR	

## H8 花園洋房單位8號 現狀間隔平面圖



G/F

 $1/F$ 

The thickness of floor slabs (excluding plaster) in the residential properties varies, according to the information set out in the approved structural plans are listed as follows:

The site plan shows a complex of buildings. On the left, there are four small, separate units labeled H1, H2, H3, and H6. To the right of these is a larger, more complex building. This building has a section on the left with two rooms labeled H8 and H9, where H8 is shaded brown. To the right of this section is a long, narrow building with several rooms labeled H10, H11, H12, H16, and H18. The rooms are arranged in a row, with H10 and H11 being the largest. The entire site is enclosed by a boundary line, and there are some circular features, possibly trees or ponds, within the site.

The dimensions in floor plans are all structural dimensions in millimeter.

Floor to floor height to each residential property.  
B1/F is 3.5m; G/F and 1/F is 3.075m.

The internal areas of the residential properties on the upper floors will generally be slightly larger than those on the lower floors because of the reducing thickness of the structural walls on the upper floors.



平面圖的相關資料

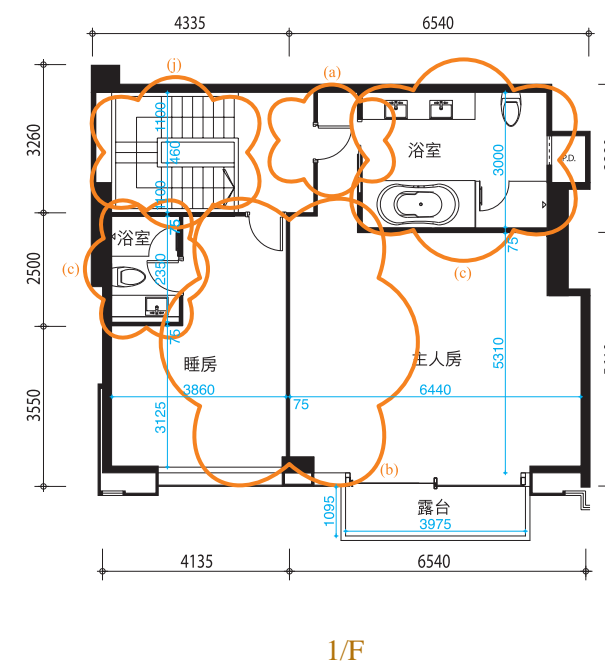
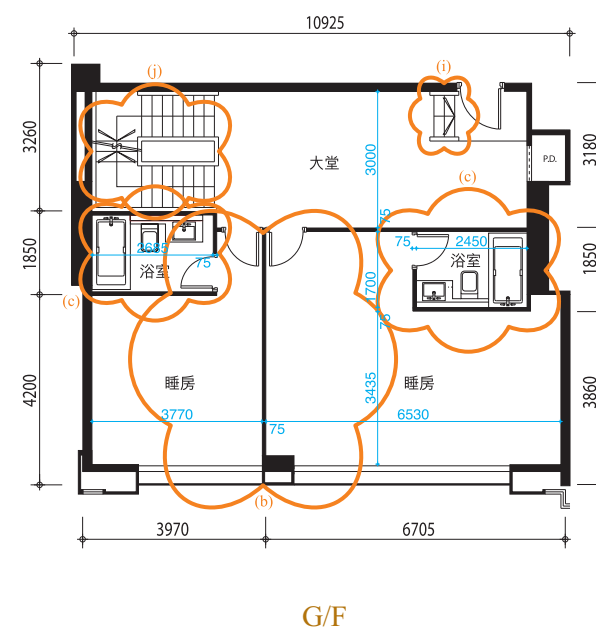
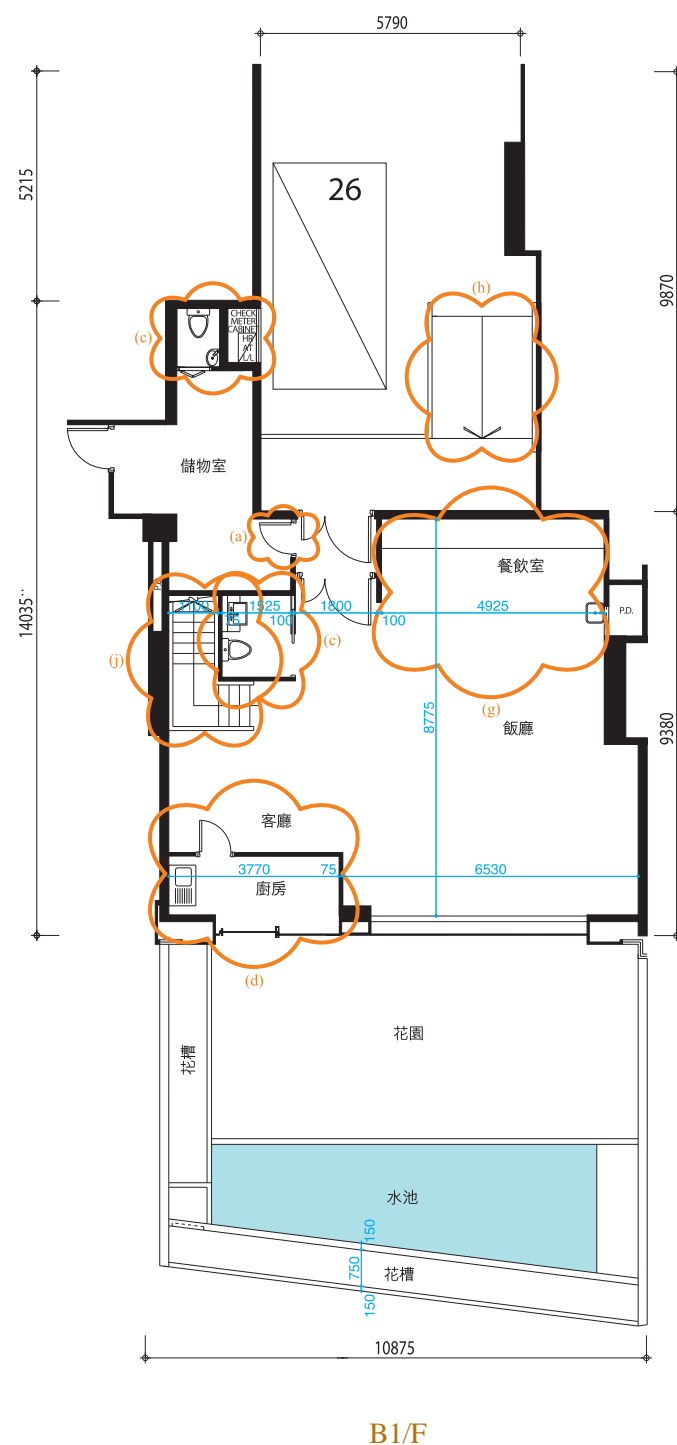
- 1. 部份住宅單位之假天花內裝置有冷氣及 / 或其他機電設備。
- 2. 部份百葉窗 ( 如有 ) 安裝於假天花之上且沒於平面圖顯示。
- 3. 露台 ( 如有 ) 、工作平台 ( 如有 ) 及平台 ( 如有 ) 內可能裝有喉管建築裝飾及 / 或其他機電設備，其位置請參考有關建築圖則。

Floor Plans Related

- 1. There are ceiling bulkheads in some residential units for enclosing the air-conditioning system and/or M&E services.
- 2. Some louvers (if any) that are hidden in false ceilings may not be indicated on the floor plans.
- 3. There may be pipes, architectural features and/or M&E services within the balconies (if any), utility platforms (if any) and flat roofs (if any). Please refer to the relevant Building Plans for their locations.

圖例 Legend:

冷氣機位 A/C	飯廳 Dinning Room	消防喉轆 H.R.	主人房 Master Bedroom	儲物室 Store
建築裝飾 Architectural Feature	抽風槽 EAD	消防喉轆 ( 低位 ) HR AT L/L	餐飲室 Pantry	書房 Study
露台 Balcony	電錶房 EMR	廚房 Kitchen	管道槽 P.D.	電線槽 T.D.
浴室 Bath	家庭室 FAM.	電梯 Lift	花槽 Planter	工作平台 U.P.
睡房 Bedroom	垃圾回收房內之風扇房 Fan Room for RSR	電梯槽 Lift Shaft	水池 Pool	水錶櫃 W.M.C
工作平台之簷蓋 Canopy for U.P.	平台 Flat Roof	客廳 Living Room	喉管井 P.W.	
電錶房 Check Meter Cabinet	花園 Garden	大堂 Lobby	垃圾回收房 RSR	



因住宅物業的較高樓層的結構牆的厚度遞減，較高樓層的內部面積，一般比較低樓層的內部面積稍大。

The internal areas of the residential properties on the upper floors will generally be slightly larger than those on the lower floors because of the reducing thickness of the structural walls on the upper floors.

平面圖所列之數字為以毫米標示之建築結構尺寸。

The dimensions in floor plans are all structural dimensions in millimeter.

住宅單位的層與層之間的高度，B1樓為3.5米；地下及1樓為3.075米。

Floor to floor height to each residential property. B1/F is 3.5m; G/F and 1/F is 3.075m.

每個住宅物業的樓板（不包括灰泥）的厚度根據已批准結構圖則如下：

The thickness of floor slabs (excluding plaster) in the residential properties varies, according to the information set out in the approved structural plans are listed as follows:

花園洋房單位9號

樓層 Floor	每個住宅物業的樓板 (不包括灰泥)的厚度(毫米) Thickness of floor slabs (excluding plaster) of each residential property (mm)
B1/F	170, 175, 185, 200
G/F	150, 175, 200
1/F	150, 200, 250



平面圖的相關資料

- 1. 部份住宅單位之假天花內裝置有冷氣及 / 或其他機電設備。
- 2. 部份百葉窗 ( 如有 ) 安裝於假天花之上且沒於平面圖顯示。
- 3. 露台 ( 如有 ) 、工作平台 ( 如有 ) 及平台 ( 如有 ) 內可能裝有喉管建築裝飾及 / 或其他機電設備，其位置請參考有關建築圖則。

Floor Plans Related

- 1. There are ceiling bulkheads in some residential units for enclosing the air-conditioning system and/or M&E services.
- 2. Some louvers (if any) that are hidden in false ceilings may not be indicated on the floor plans.
- 3. There may be pipes, architectural features and/or M&E services within the balconies (if any), utility platforms (if any) and flat roofs (if any). Please refer to the relevant Building Plans for their locations.

花園洋房單位9號在發展項目落成後進行小型工程或獲《建築物條例》豁免的工程而有所改動。該等改動列出如下 ( 下文編號對應圖中附註編號 ( 如有 ) ) :

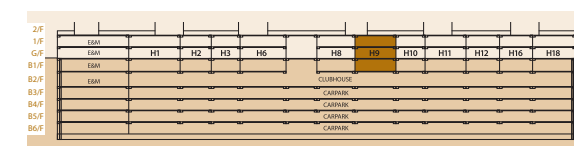
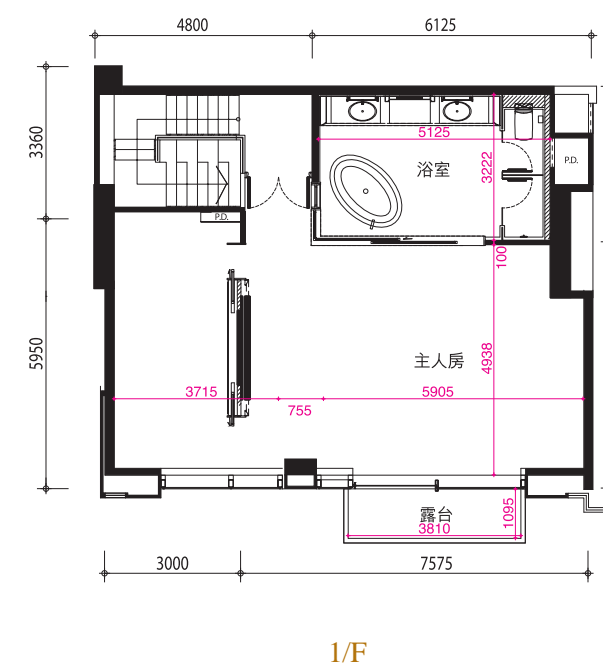
- (a) 門移位或拆除，並以不同位置或不同設計之門取代。
- (b) 內牆拆除，並以不同尺寸的牆及不同的裝置取代。
- (c) 浴室原本的牆及裝置移除或移位，以不同尺寸的牆及不同的裝置取代。
- (d) 廚房原本的牆及裝置移除或移位，以不同尺寸的牆及不同的裝置取代。
- (e) 儲物室原本的牆及裝置移除或移位，以不同尺寸的牆及不同的裝置取代。
- (f) 洗手盆裝置移位或移除。
- (g) 餐飲室改為廚房及以不同裝置取代。
- (h) 於入口之斜通道經改動，以不同設計之斜通道取代。
- (i) 樓梯位移位或移除。
- (j) 樓梯造型經修飾。

Garden House Unit No. 9 have been altered by way of minor works or exempted works under the Buildings Ordinance after completion of the Development. The approximate location of the alterations are indicated in the floor plans and the alterations are set out below (numbering below refers to the remarks, if any, in the plan):

- (a) Door relocated or removed and replaced by a door at a different location or different design.
- (b) Original walls removed, replaced with walls of different dimension and fitted with different fittings.
- (c) Original walls and fittings of bathroom are demolished or relocated, replaced with walls of different dimension and fitted with different fittings.
- (d) Original walls and fittings of Kitchen are demolished or relocated, replaced with walls of different dimension and fitted with different fittings.
- (e) Original walls and fittings of Storeroom are demolished or relocated, replaced with walls of different dimension and fitted with different fittings.
- (f) Water Basin relocated or removed.
- (g) Pantry change to kitchen and fitted with different fittings.
- (h) Access ramp at main entrance amended and replaced by a ramp of different design
- (i) Staircase relocated or removed.
- (j) Adjustment of staircase’s style.

圖例 Legend:

冷氣機位 A/C	飯廳 Dinning Room	消防喉轆 H.R.	主人房 Master Bedroom	儲物室 Store
建築裝飾 Architectural Feature	抽風槽 EAD	消防喉轆 (低位) HR AT L/L	餐飲室 Pantry	書房 Study
露台 Balcony	電錶房 EMR	廚房 Kitchen	管道槽 P.D.	電線槽 T.D.
浴室 Bath	家庭室 FAM.	電梯 Lift	花槽 Planter	工作平台 U.P.
睡房 Bedroom	垃圾回收房內之風扇房 Fan Room for RSR	電梯槽 Lift Shaft	水池 Pool	水錶櫃 W.M.C
工作平台之簷蓋 Canopy for U.P.	平台 Flat Roof	客廳 Living Room	喉管井 P.W.	
電錶房 Check Meter Cabinet	花園 Garden	大堂 Lobby	垃圾回收房 RSR	



The thickness of floor slabs (excluding plaster) in the residential properties varies, according to the information set out in the approved structural plans are listed as follows:

"H" 指花園洋房單位  
 "H" means Graden House Unit

The dimensions in floor plans are all structural dimensions in millimeter.

住宅單位的層與層之間的高度，B1樓為3.5米；地下及1樓為3.075米。

Floor to floor height to each residential property.  
B1/F is 3.5m; G/F and 1/F is 3.075m.

因住宅物業的較高樓層的結構牆的厚度遞減，較高樓層的內部面積，一般比較低樓層的內部面積稍大。

The internal areas of the residential properties on the upper floors will generally be slightly larger than those on the lower floors because of the reducing thickness of the structural walls on the upper floors.



平面圖的相關資料

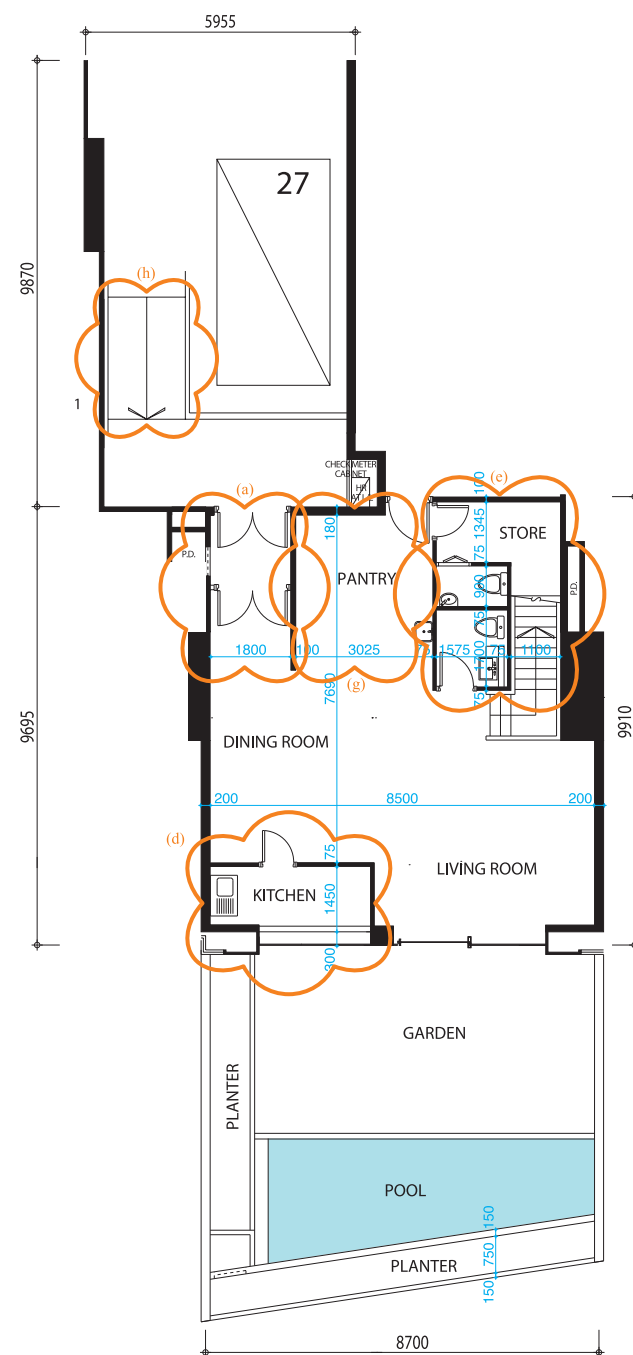
- 1. 部份住宅單位之假天花內裝置有冷氣及 / 或其他機電設備。
- 2. 部份百葉窗 ( 如有 ) 安裝於假天花之上且沒於平面圖顯示。
- 3. 露台 ( 如有 ) 、工作平台 ( 如有 ) 及平台 ( 如有 ) 內可能裝有喉管建築裝飾及 / 或其他機電設備，其位置請參考有關建築圖則。

Floor Plans Related

- 1. There are ceiling bulkheads in some residential units for enclosing the air-conditioning system and/or M&E services.
- 2. Some louvers (if any) that are hidden in false ceilings may not be indicated on the floor plans.
- 3. There may be pipes, architectural features and/or M&E services within the balconies (if any), utility platforms (if any) and flat roofs (if any). Please refer to the relevant Building Plans for their locations.

圖例 Legend:

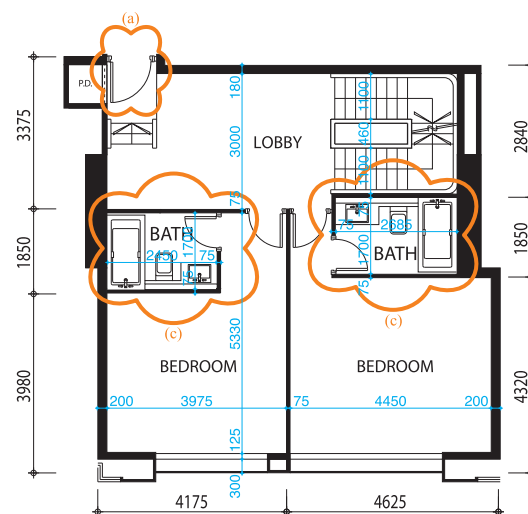
冷氣機位 A/C	飯廳 Dinning Room	消防喉轆 H.R.	主人房 Master Bedroom	儲物室 Store
建築裝飾 Architectural Feature	抽風槽 EAD	消防喉轆 ( 低位 ) HR AT L/L	餐飲室 Pantry	書房 Study
露台 Balcony	電錶房 EMR	廚房 Kitchen	管道槽 P.D.	電線槽 T.D.
浴室 Bath	家庭室 FAM.	電梯 Lift	花槽 Planter	工作平台 U.P.
睡房 Bedroom	垃圾回收房內之風扇房 Fan Room for RSR	電梯槽 Lift Shaft	水池 Pool	水錶櫃 W.M.C
工作平台之簷蓋 Canopy for U.P.	平台 Flat Roof	客廳 Living Room	喉管井 P.W.	
電錶房 Check Meter Cabinet	花園 Garden	大堂 Lobby	垃圾回收房 RSR	



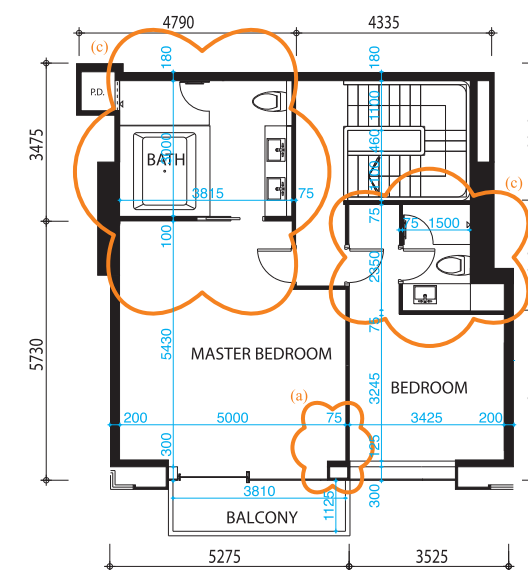
B1/F

因住宅物業的較高樓層的結構牆的厚度遞減，較高樓層的內部面積，一般比較低樓層的內部面積稍大。

The internal areas of the residential properties on the upper floors will generally be slightly larger than those on the lower floors because of the reducing thickness of the structural walls on the upper floors.



G/F



1/F

每個住宅物業的樓板（不包括灰泥）的厚度根據已批准結構圖則如下：

The thickness of floor slabs (excluding plaster) in the residential properties varies, according to the information set out in the approved structural plans are listed as follows:

花園洋房單位10號

樓層 Floor	每個住宅物業的樓板 (不包括灰泥)的厚度(毫米) Thickness of floor slabs (excluding plaster) of each residential property (mm)
B1/F	170, 175, 185, 200
G/F	150, 175, 200
1/F	150, 200, 250

平面圖所列之數字為以毫米標示之建築結構尺寸。

The dimensions in floor plans are all structural dimensions in millimeter.

住宅單位的層與層之間的高度，B1樓為3.5米；地下及1樓為3.075米。

Floor to floor height to each residential property. B1/F is 3.5m; G/F and 1/F is 3.075m.



平面圖的相關資料

- 1. 部份住宅單位之假天花內裝置有冷氣及 / 或其他機電設備。
- 2. 部份百葉窗 ( 如有 ) 安裝於假天花之上且沒於平面圖顯示。
- 3. 露台 ( 如有 ) 、工作平台 ( 如有 ) 及平台 ( 如有 ) 內可能裝有喉管建築裝飾及 / 或其他機電設備，其位置請參考有關建築圖則。

Floor Plans Related

- 1. There are ceiling bulkheads in some residential units for enclosing the air-conditioning system and/or M&E services.
- 2. Some louvers (if any) that are hidden in false ceilings may not be indicated on the floor plans.
- 3. There may be pipes, architectural features and/or M&E services within the balconies (if any), utility platforms (if any) and flat roofs (if any). Please refer to the relevant Building Plans for their locations.

花園洋房單位 10 號在發展項目落成後進行小型工程或獲《建築物條例》豁免的工程而有所改動。該等改動大概位置於樓面圖中標出。該等改動列出如下 ( 下文編號對應圖中附註編號 ( 如有 ) ) :

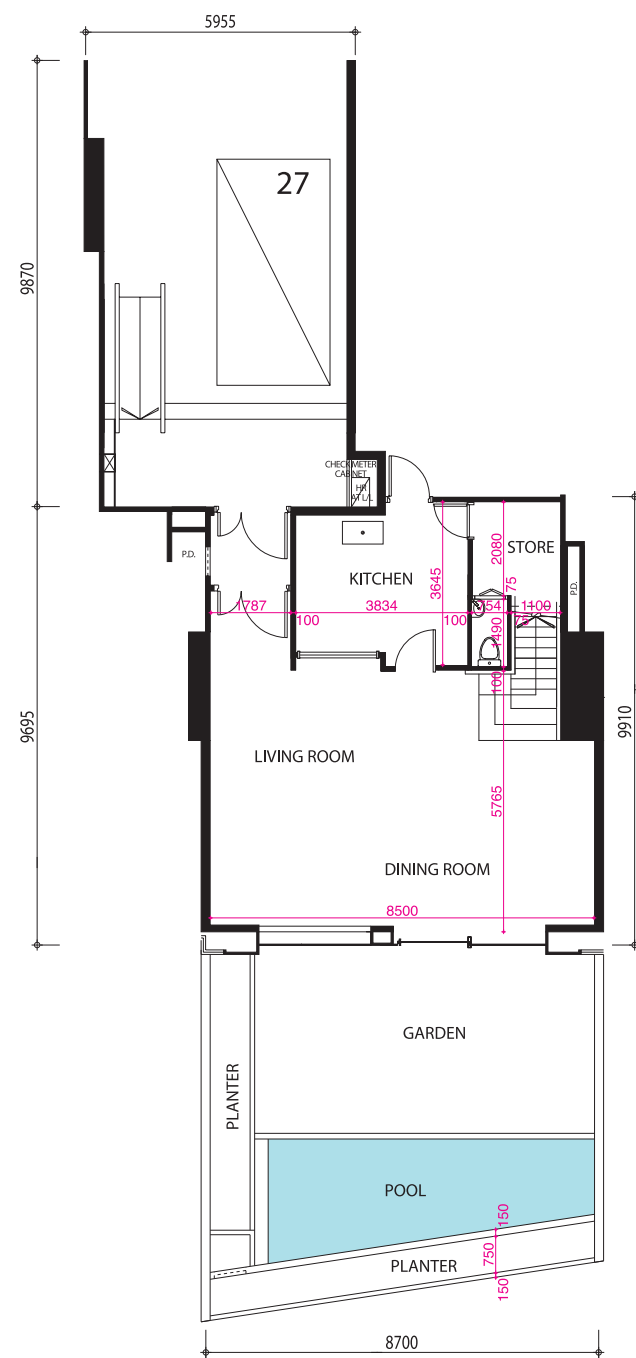
- (a) 門移位或拆除，並以不同位置或不同設計之門取代。
- (b) 內牆拆除，並以不同尺寸的牆及不同的裝置取代。
- (c) 浴室原本的牆及裝置移除或移位，以不同尺寸的牆及不同的裝置取代。
- (d) 廚房原本的牆及裝置移除或移位，以不同尺寸的牆及不同的裝置取代。
- (e) 儲物室原本的牆及裝置移除或移位，以不同尺寸的牆及不同的裝置取代。
- (f) 洗手盆裝置移位或移除。
- (g) 餐飲室改為廚房及以不同裝置取代。
- (h) 於入口之斜通道經改動，以不同設計之斜通道取代。

Garden House Unit No. 10 have been altered by way of minor works or exempted works under the Buildings Ordinance after completion of the Development. The approximate location of the alterations are indicated in the floor plan and the alterations are set out below (numbering below refers to the remarks, if any, in the plan):

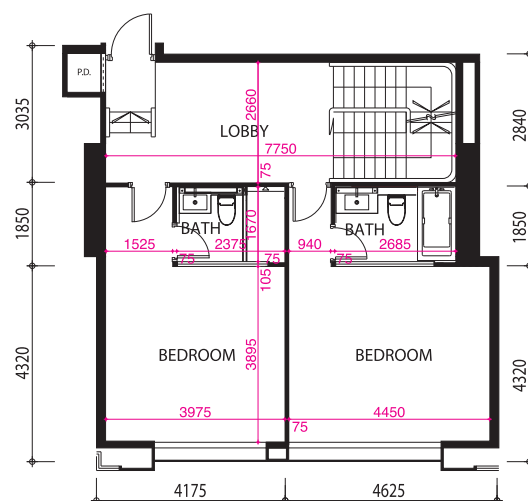
- (a)Door relocated or removed and replaced by a door at a different location or different design.
- (b)Original walls removed, replaced with walls of different dimension and fitted with different fittings.
- (c)Original walls and fittings of bathroom are demolished or relocated, replaced with walls of different dimension and fitted with different fittings.
- (d)Original walls and fittings of Kitchen are demolished or relocated, replaced with walls of different dimension and fitted with different fittings.
- (e)Original walls and fittings of Storeroom are demolished or relocated, replaced with walls of different dimension and fitted with different fittings.
- (f) Water Basin relocated or removed.
- (g)Pantry change to kitchen and fitted with different fittings.
- (h)Access ramp at main entrance amended and replaced by a ramp of different design

圖例 Legend:

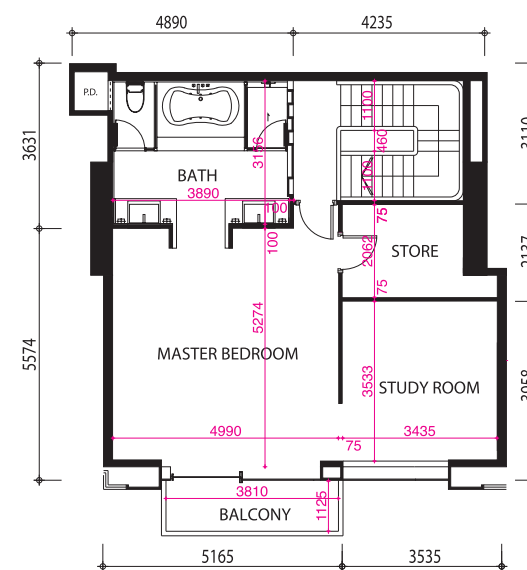
冷氣機位 A/C	飯廳 Dinning Room	消防喉轆 H.R.	主人房 Master Bedroom	儲物室 Store
建築裝飾 Architectural Feature	抽風槽 EAD	消防喉轆 ( 低位 ) HR AT L/L	餐飲室 Pantry	書房 Study
露台 Balcony	電錶房 EMR	廚房 Kitchen	管道槽 P.D.	電線槽 T.D.
浴室 Bath	家庭室 FAM.	電梯 Lift	花槽 Planter	工作平台 U.P.
睡房 Bedroom	垃圾回收房內之風扇房 Fan Room for RSR	電梯槽 Lift Shaft	水池 Pool	水錶櫃 W.M.C
工作平台之簷蓋 Canopy for U.P.	平台 Flat Roof	客廳 Living Room	喉管井 P.W.	
電錶房 Check Meter Cabinet	花園 Garden	大堂 Lobby	垃圾回收房 RSR	



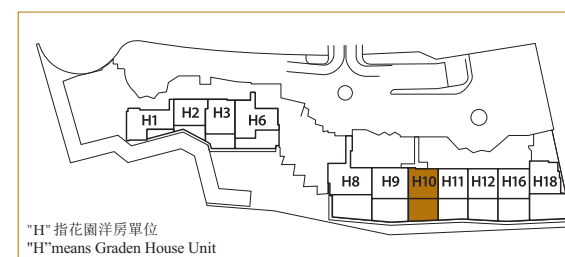
B1/F



G/F



1/F



2/F	CLUBHOUSE	H1	H2	H3	H6	H8	H9	H10	H11	H12	H16	H18
1/F	CLUBHOUSE											
G/F	CLUBHOUSE											
B1/F	CLUBHOUSE											
B2/F	CLUBHOUSE											
B3/F	CLUBHOUSE											
B4/F	CLUBHOUSE											
B5/F	CLUBHOUSE											
B6/F	CLUBHOUSE											

每個住宅物業的樓板 (不包括灰泥) 的厚度根據已批准結構圖則如下：

The thickness of floor slabs (excluding plaster) in the residential properties varies, according to the information set out in the approved structural plans are listed as follows:

花園洋房單位10號

平面圖所列之數字為以毫米標示之建築結構尺寸。

The dimensions in floor plans are all structural dimensions in millimeter.

住宅單位的層與層之間的高度，B1樓為3.5米；地下及1樓為3.075米。

Floor to floor height to each residential property. B1/F is 3.5m; G/F and 1/F is 3.075m.

因住宅物業的較高樓層的結構牆的厚度遞減，較高樓層的內部面積，一般比較低樓層的內部面積稍大。

The internal areas of the residential properties on the upper floors will generally be slightly larger than those on the lower floors because of the reducing thickness of the structural walls on the upper floors.



平面圖的相關資料

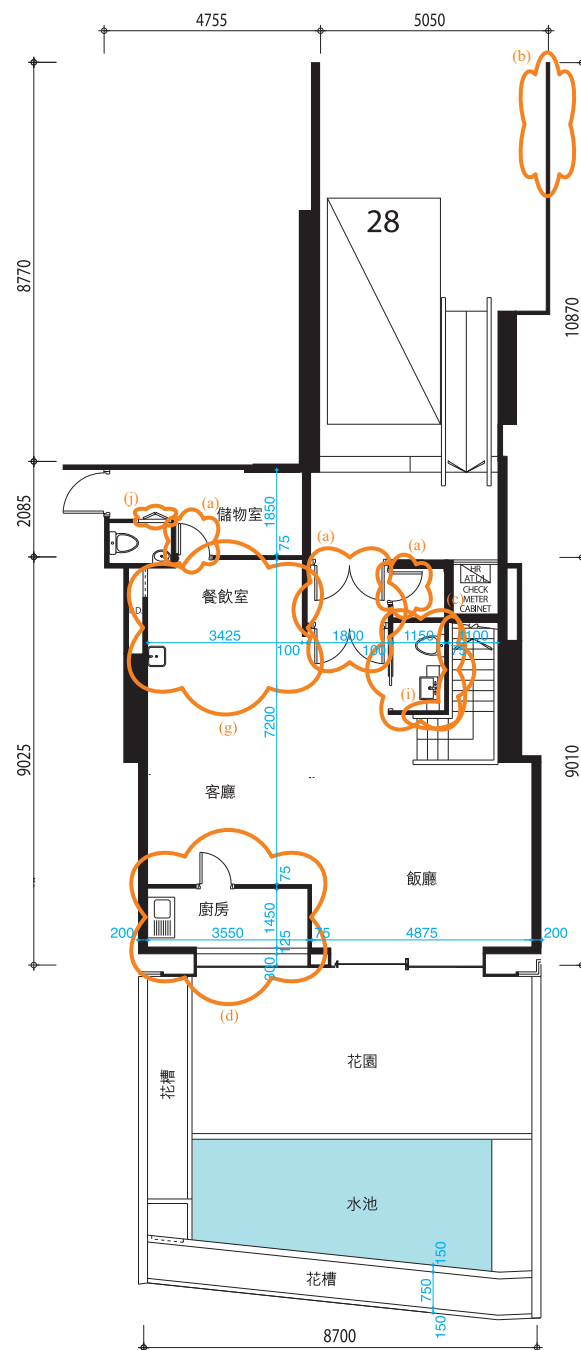
- 1. 部份住宅單位之假天花內裝置有冷氣及 / 或其他機電設備。
- 2. 部份百葉窗 ( 如有 ) 安裝於假天花之上且沒於平面圖顯示。
- 3. 露台 ( 如有 ) 、工作平台 ( 如有 ) 及平台 ( 如有 ) 內可能裝有喉管建築裝飾及 / 或其他機電設備，其位置請參考有關建築圖則。

Floor Plans Related

- 1. There are ceiling bulkheads in some residential units for enclosing the air-conditioning system and/or M&E services.
- 2. Some louvers (if any) that are hidden in false ceilings may not be indicated on the floor plans.
- 3. There may be pipes, architectural features and/or M&E services within the balconies (if any), utility platforms (if any) and flat roofs (if any). Please refer to the relevant Building Plans for their locations.

圖例 Legend:

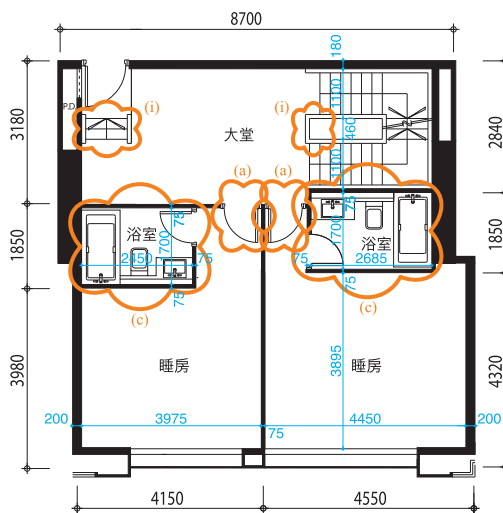
冷氣機位 A/C	飯廳 Dinning Room	消防喉轆 H.R.	主人房 Master Bedroom	儲物室 Store
建築裝飾 Architectural Feature	抽風槽 EAD	消防喉轆 ( 低位 ) HR AT L/L	餐飲室 Pantry	書房 Study
露台 Balcony	電錶房 EMR	廚房 Kitchen	管道槽 P.D.	電線槽 T.D.
浴室 Bath	家庭室 FAM.	電梯 Lift	花槽 Planter	工作平台 U.P.
睡房 Bedroom	垃圾回收房內之風扇房 Fan Room for RSR	電梯槽 Lift Shaft	水池 Pool	水錶櫃 W.M.C
工作平台之簷蓋 Canopy for U.P.	平台 Flat Roof	客廳 Living Room	喉管井 P.W.	
電錶房 Check Meter Cabinet	花園 Garden	大堂 Lobby	垃圾回收房 RSR	



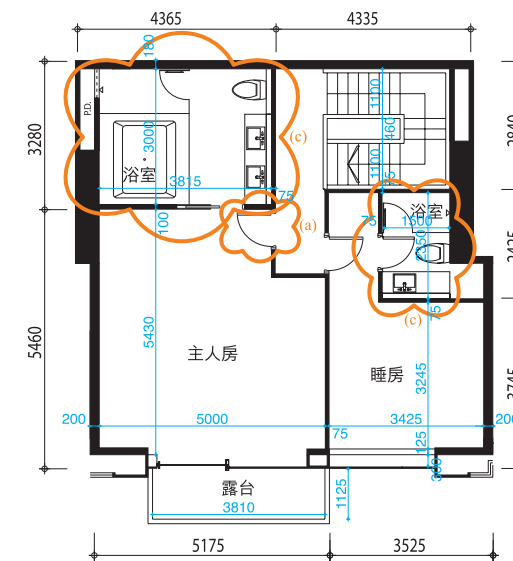
B1/F

因住宅物業的較高樓層的結構牆的厚度遞減，較高樓層的內部面積，一般比較低樓層的內部面積稍大。

The internal areas of the residential properties on the upper floors will generally be slightly larger than those on the lower floors because of the reducing thickness of the structural walls on the upper floors.



G/F



1/F

每個住宅物業的樓板（不包括灰泥）的厚度根據已批准結構圖則如下：

The thickness of floor slabs (excluding plaster) in the residential properties varies, according to the information set out in the approved structural plans are listed as follows:

花園洋房單位11號

樓層 Floor	每個住宅物業的樓板 (不包括灰泥)的厚度(毫米) Thickness of floor slabs (excluding plaster) of each residential property (mm)
B1/F	170, 175, 185, 200
G/F	150, 175, 200
1/F	150, 200, 250

平面圖所列之數字為以毫米標示之建築結構尺寸。

The dimensions in floor plans are all structural dimensions in millimeter.

住宅單位的層與層之間的高度，B1樓為3.5米；地下及1樓為3.075米。

Floor to floor height to each residential property. B1/F is 3.5m; G/F and 1/F is 3.075m.



平面圖的相關資料

- 1. 部份住宅單位之假天花內裝置有冷氣及 / 或其他機電設備。
- 2. 部份百葉窗 ( 如有 ) 安裝於假天花之上且沒於平面圖顯示。
- 3. 露台 ( 如有 ) 、工作平台 ( 如有 ) 及平台 ( 如有 ) 內可能裝有喉管建築裝飾及 / 或其他機電設備，其位置請參考有關建築圖則。

Floor Plans Related

- 1. There are ceiling bulkheads in some residential units for enclosing the air-conditioning system and/or M&E services.
- 2. Some louvers (if any) that are hidden in false ceilings may not be indicated on the floor plans.
- 3. There may be pipes, architectural features and/or M&E services within the balconies (if any), utility platforms (if any) and flat roofs (if any). Please refer to the relevant Building Plans for their locations.

花園洋房單位 11 號在發展項目落成後進行小型工程或獲《建築物條例》豁免的工程而有所改動。該等改動大概位置於樓面圖中標出。該等改動列出如下 ( 下文編號對應圖中附註編號 ( 如有 ) ) :

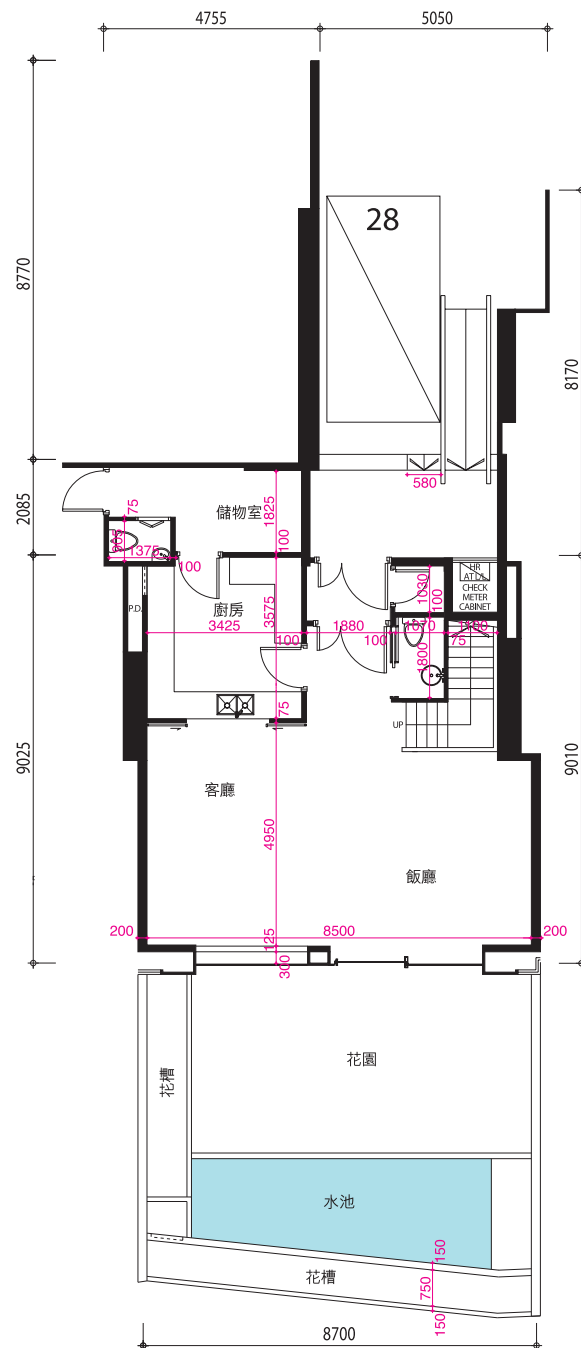
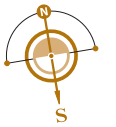
- (a) 門移位或拆除，並以不同位置或不同設計之門取代。
- (b) 內牆拆除，並以不同尺寸的牆及不同的裝置取代。
- (c) 浴室原本的牆及裝置移除或移位，以不同尺寸的牆及不同的裝置取代。
- (d) 廚房原本的牆及裝置移除或移位，以不同尺寸的牆及不同的裝置取代。
- (e) 儲物室原本的牆及裝置移除或移位，以不同尺寸的牆及不同的裝置取代。
- (f) 洗手盆裝置移位或移除。
- (g) 餐飲室改為廚房及以不同裝置取代。
- (h) 於入口之斜通道經改動，以不同設計之斜通道取代。
- (i) 拆除樓梯扶手。
- (j) 修改摺門之開啟方向。

Garden House Unit No. 11 have been altered by way of minor works or exempted works under the Buildings Ordinance after completion of the Development. The approximate location of the alterations are indicated in the floor plan and the alterations are set out below (numbering below refers to the remarks, if any, in the plan):

- (a) Door relocated or removed and replaced by a door at a different location or different design.
- (b) Original walls removed, replaced with walls of different dimension and fitted with different fittings.
- (c) Original walls and fittings of bathroom are demolished or relocated, replaced with walls of different dimension and fitted with different fittings.
- (d) Original walls and fittings of Kitchen are demolished or relocated, replaced with walls of different dimension and fitted with different fittings.
- (e) Original walls and fittings of Storeroom are demolished or relocated, replaced with walls of different dimension and fitted with different fittings.
- (f) Water Basin relocated or removed.
- (g) Pantry change to kitchen and fitted with different fittings.
- (h) Access ramp at main entrance amended and replaced by a ramp of different design.
- (i) Stair handrails are removed.
- (j) Swing direction of the slide-fold door is amended.

圖例 Legend:

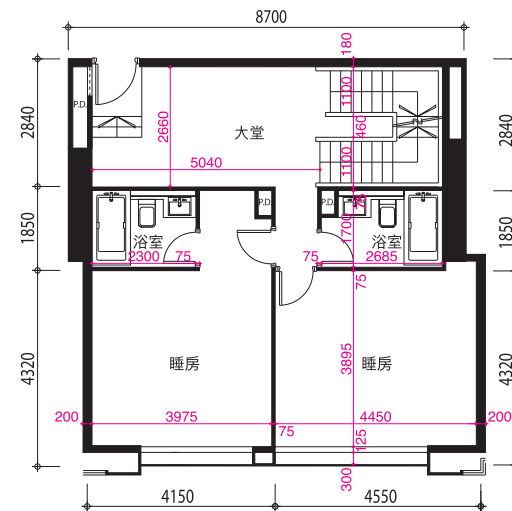
冷氣機位 A/C	飯廳 Dinning Room	消防喉轆 H.R.	主人房 Master Bedroom	儲物室 Store
建築裝飾 Architectural Feature	抽風槽 EAD	消防喉轆 ( 低位 ) HR AT L/L	餐飲室 Pantry	書房 Study
露台 Balcony	電錶房 EMR	廚房 Kitchen	管道槽 P.D.	電線槽 T.D.
浴室 Bath	家庭室 FAM.	電梯 Lift	花槽 Planter	工作平台 U.P.
睡房 Bedroom	垃圾回收房內之風扇房 Fan Room for RSR	電梯槽 Lift Shaft	水池 Pool	水錶櫃 W.M.C
工作平台之簷蓋 Canopy for U.P.	平台 Flat Roof	客廳 Living Room	喉管井 P.W.	
電錶房 Check Meter Cabinet	花園 Garden	大堂 Lobby	垃圾回收房 RSR	



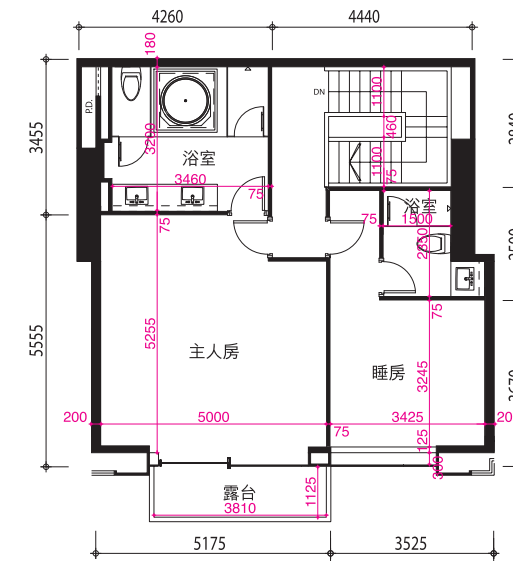
B1/F

因住宅物業的較高樓層的結構牆的厚度遞減，較高樓層的內部面積，一般比較低樓層的內部面積稍大。

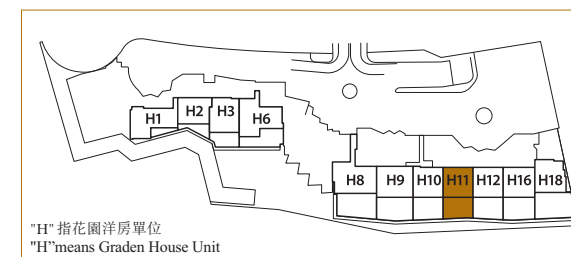
The internal areas of the residential properties on the upper floors will generally be slightly larger than those on the lower floors because of the reducing thickness of the structural walls on the upper floors.



G/F



1/F



2/F	LOBBY	H1	H2	H3	H6	H8	H9	H10	H11	H12	H15	H18
1/F	LOBBY											
G/F	LOBBY											
B1/F	LOBBY											
B2/F	LOBBY											
B3/F	LOBBY											
B4/F	LOBBY											
B5/F	LOBBY											
B6/F	LOBBY											

每個住宅物業的樓板（不包括灰泥）的厚度根據已批准結構圖則如下：

The thickness of floor slabs (excluding plaster) in the residential properties varies, according to the information set out in the approved structural plans are listed as follows:

花園洋房單位11號

平面圖所列之數字為以毫米標示之建築結構尺寸。

The dimensions in floor plans are all structural dimensions in millimeter.

住宅單位的層與層之間的高度，B1樓為3.5米；地下及1樓為3.075米。

Floor to floor height to each residential property. B1/F is 3.5m; G/F and 1/F is 3.075m.



平面圖的相關資料

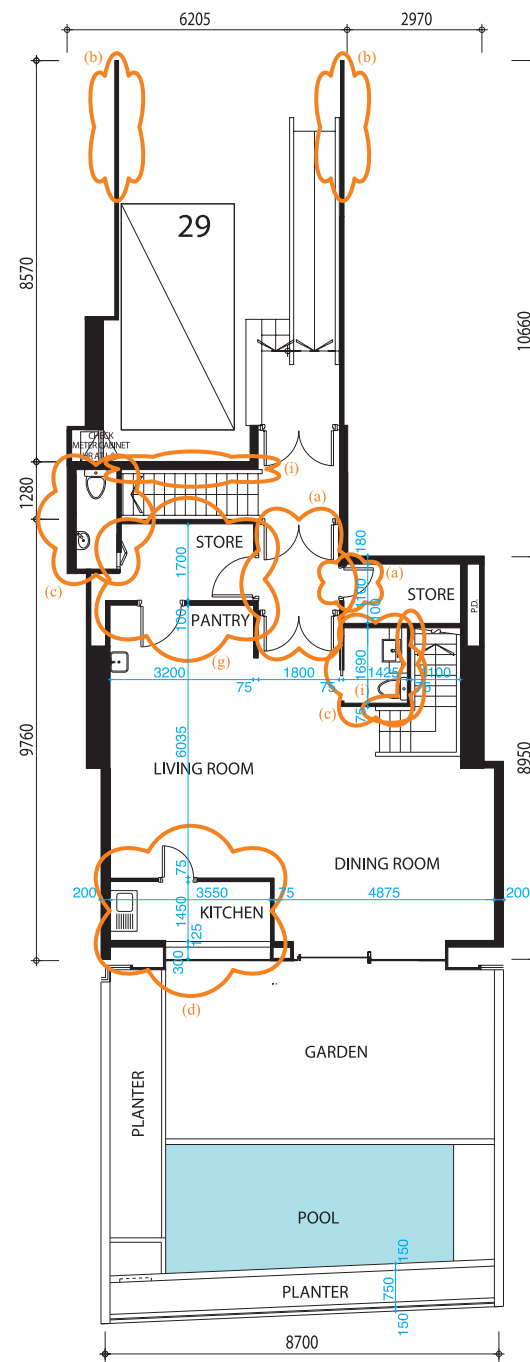
- 1. 部份住宅單位之假天花內裝置有冷氣及 / 或其他機電設備。
- 2. 部份百葉窗 ( 如有 ) 安裝於假天花之上且沒於平面圖顯示。
- 3. 露台 ( 如有 ) 、工作平台 ( 如有 ) 及平台 ( 如有 ) 內可能裝有喉管建築裝飾及 / 或其他機電設備，其位置請參考有關建築圖則。

Floor Plans Related

- 1. There are ceiling bulkheads in some residential units for enclosing the air-conditioning system and/or M&E services.
- 2. Some louvers (if any) that are hidden in false ceilings may not be indicated on the floor plans.
- 3. There may be pipes, architectural features and/or M&E services within the balconies (if any), utility platforms (if any) and flat roofs (if any). Please refer to the relevant Building Plans for their locations.

圖例 Legend:

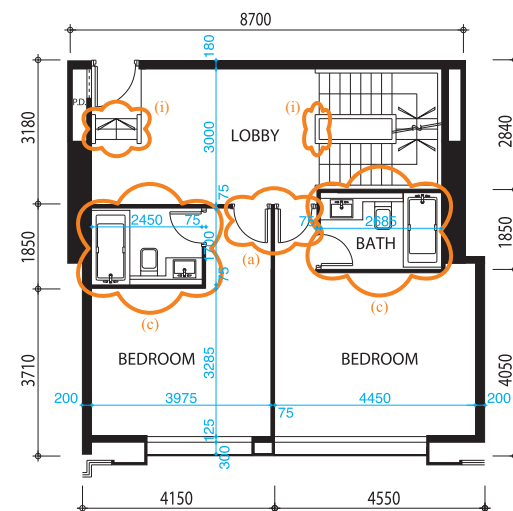
冷氣機位 A/C	飯廳 Dinning Room	消防喉轆 H.R.	主人房 Master Bedroom	儲物室 Store
建築裝飾 Architectural Feature	抽風槽 EAD	消防喉轆 ( 低位 ) HR AT L/L	餐飲室 Pantry	書房 Study
露台 Balcony	電錶房 EMR	廚房 Kitchen	管道槽 P.D.	電線槽 T.D.
浴室 Bath	家庭室 FAM.	電梯 Lift	花槽 Planter	工作平台 U.P.
睡房 Bedroom	垃圾回收房內之風扇房 Fan Room for RSR	電梯槽 Lift Shaft	水池 Pool	水錶櫃 W.M.C
工作平台之簷蓋 Canopy for U.P.	平台 Flat Roof	客廳 Living Room	喉管井 P.W.	
電錶房 Check Meter Cabinet	花園 Garden	大堂 Lobby	垃圾回收房 RSR	



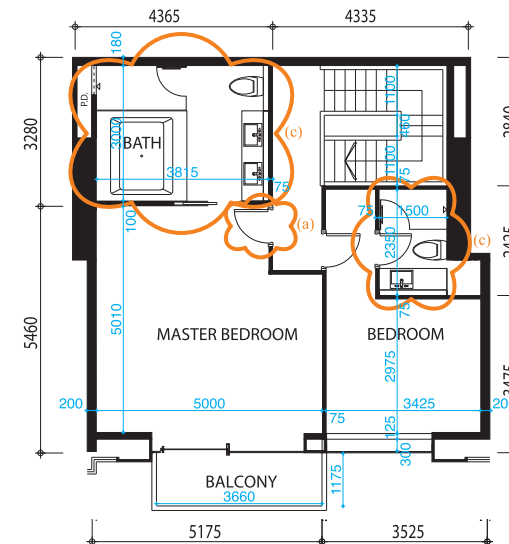
B1/F

因住宅物業的較高樓層的結構牆的厚度遞減，較高樓層的內部面積，一般比較低樓層的內部面積稍大。

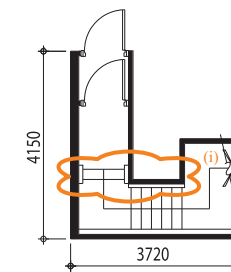
The internal areas of the residential properties on the upper floors will generally be slightly larger than those on the lower floors because of the reducing thickness of the structural walls on the upper floors.



G/F



1/F



B2/F

每個住宅物業的樓板（不包括灰泥）的厚度根據已批准結構圖則如下：

The thickness of floor slabs (excluding plaster) in the residential properties varies, according to the information set out in the approved structural plans are listed as follows:

花園洋房單位12號

樓層 Floor	每個住宅物業的樓板 (不包括灰泥)的厚度(毫米) Thickness of floor slabs (excluding plaster) of each residential property (mm)
B1/F	170, 175, 185, 200
G/F	150, 175, 200
1/F	150, 200, 250

平面圖所列之數字為以毫米標示之建築結構尺寸。

The dimensions in floor plans are all structural dimensions in millimeter.

住宅單位的層與層之間的高度，B1樓為3.5米；地下及1樓為3.075米。

Floor to floor height to each residential property. B1/F is 3.5m; G/F and 1/F is 3.075m.



平面圖的相關資料

- 1. 部份住宅單位之假天花內裝置有冷氣及 / 或其他機電設備。
- 2. 部份百葉窗 ( 如有 ) 安裝於假天花之上且沒於平面圖顯示。
- 3. 露台 ( 如有 ) 、工作平台 ( 如有 ) 及平台 ( 如有 ) 內可能裝有喉管建築裝飾及 / 或其他機電設備，其位置請參考有關建築圖則。

Floor Plans Related

- 1. There are ceiling bulkheads in some residential units for enclosing the air-conditioning system and/or M&E services.
- 2. Some louvers (if any) that are hidden in false ceilings may not be indicated on the floor plans.
- 3. There may be pipes, architectural features and/or M&E services within the balconies (if any), utility platforms (if any) and flat roofs (if any). Please refer to the relevant Building Plans for their locations.

花園洋房單位 12 號在發展項目落成後進行小型工程或獲《建築物條例》豁免的工程而有所改動。該等改動大概位置於樓面圖中標出。該等改動列出如下 ( 下文編號對應圖中附註編號 ( 如有 ) ) :

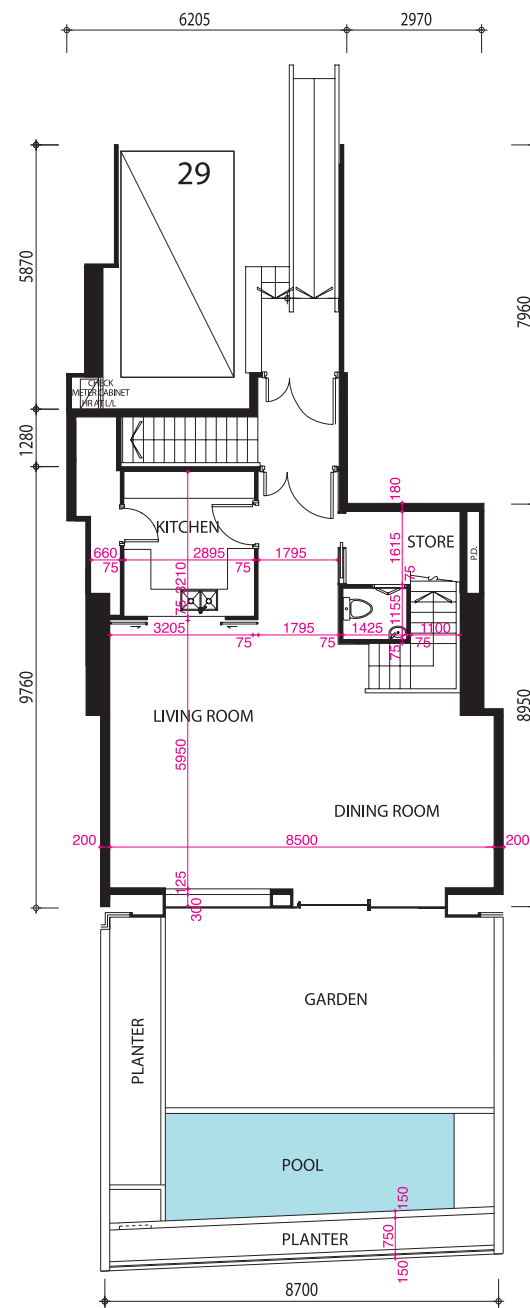
- (a) 門移位或拆除，並以不同位置或不同設計之門取代。
- (b) 內牆拆除，並以不同尺寸的牆及不同的裝置取代。
- (c) 浴室原本的牆及裝置移除或移位，以不同尺寸的牆及不同的裝置取代。
- (d) 廚房原本的牆及裝置移除或移位，以不同尺寸的牆及不同的裝置取代。
- (e) 儲物室原本的牆及裝置移除或移位，以不同尺寸的牆及不同的裝置取代。
- (f) 洗手盆裝置移位或移除。
- (g) 餐飲室改為廚房及以不同裝置取代。
- (h) 於入口之斜通道經改動，以不同設計之斜通道取代。
- (i) 拆除樓梯扶手。

Garden House Unit No. 12 have been altered by way of minor works or exempted works under the Buildings Ordinance after completion of the Development. The approximate location of the alterations are indicated in the floor plan and the alterations are set out below (numbering below refers to the remarks, if any, in the plan):

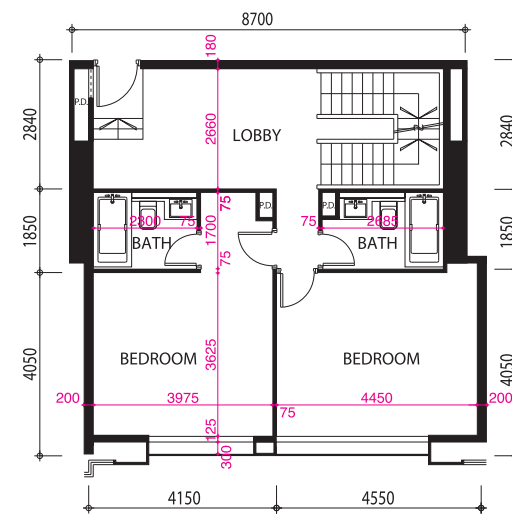
- (a)Door relocated or removed and replaced by a door at a different location or different design.
- (b)Original walls removed, replaced with walls of different dimension and fitted with different fittings.
- (c)Original walls and fittings of bathroom are demolished or relocated, replaced with walls of different dimension and fitted with different fittings.
- (d)Original walls and fittings of Kitchen are demolished or relocated, replaced with walls of different dimension and fitted with different fittings.
- (e)Original walls and fittings of Storeroom are demolished or relocated, replaced with walls of different dimension and fitted with different fittings.
- (f) Water Basin relocated or removed.
- (g)Pantry change to kitchen and fitted with different fittings.
- (h)Access ramp at main entrance amended and replaced by a ramp of different design.
- (i) Stair handrails are removed.

圖例 Legend:

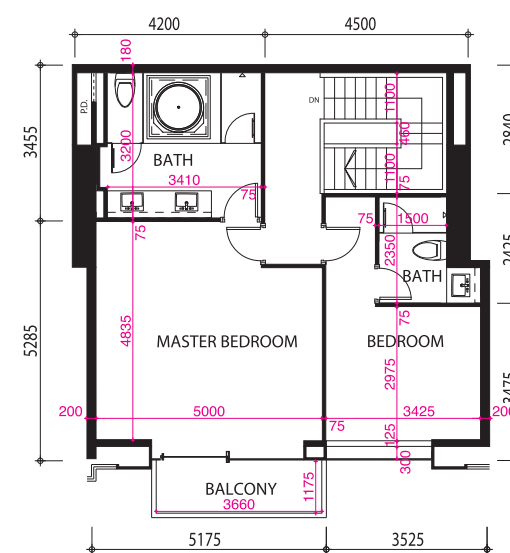
冷氣機位 A/C	飯廳 Dinning Room	消防喉轆 H.R.	主人房 Master Bedroom	儲物室 Store
建築裝飾 Architectural Feature	抽風槽 EAD	消防喉轆 ( 低位 ) HR AT L/L	餐飲室 Pantry	書房 Study
露台 Balcony	電錶房 EMR	廚房 Kitchen	管道槽 P.D.	電線槽 T.D.
浴室 Bath	家庭室 FAM.	電梯 Lift	花槽 Planter	工作平台 U.P.
睡房 Bedroom	垃圾回收房內之風扇房 Fan Room for RSR	電梯槽 Lift Shaft	水池 Pool	水錶櫃 W.M.C
工作平台之簷蓋 Canopy for U.P.	平台 Flat Roof	客廳 Living Room	喉管井 P.W.	
電錶房 Check Meter Cabinet	花園 Garden	大堂 Lobby	垃圾回收房 RSR	



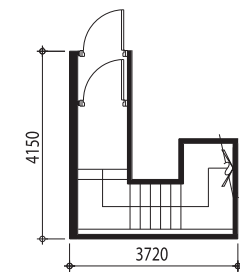
B1/F



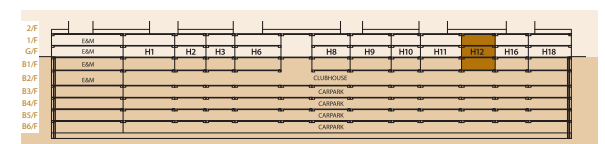
G/F



1/F



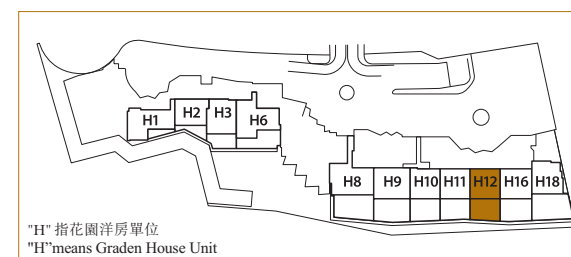
B2/F



每個住宅物業的樓板（不包括灰泥）的厚度根據已批准結構圖則如下：

The thickness of floor slabs (excluding plaster) in the residential properties varies, according to the information set out in the approved structural plans are listed as follows:

花園洋房單位12號



平面圖所列之數字為以毫米標示之建築結構尺寸。

The dimensions in floor plans are all structural dimensions in millimeter.

住宅單位的層與層之間的高度，B1樓為3.5米；地下及1樓為3.075米。

Floor to floor height to each residential property. B1/F is 3.5m; G/F and 1/F is 3.075m.

因住宅物業的較高樓層的結構牆的厚度遞減，較高樓層的內部面積，一般比較低樓層的內部面積稍大。

The internal areas of the residential properties on the upper floors will generally be slightly larger than those on the lower floors because of the reducing thickness of the structural walls on the upper floors.



平面圖的相關資料

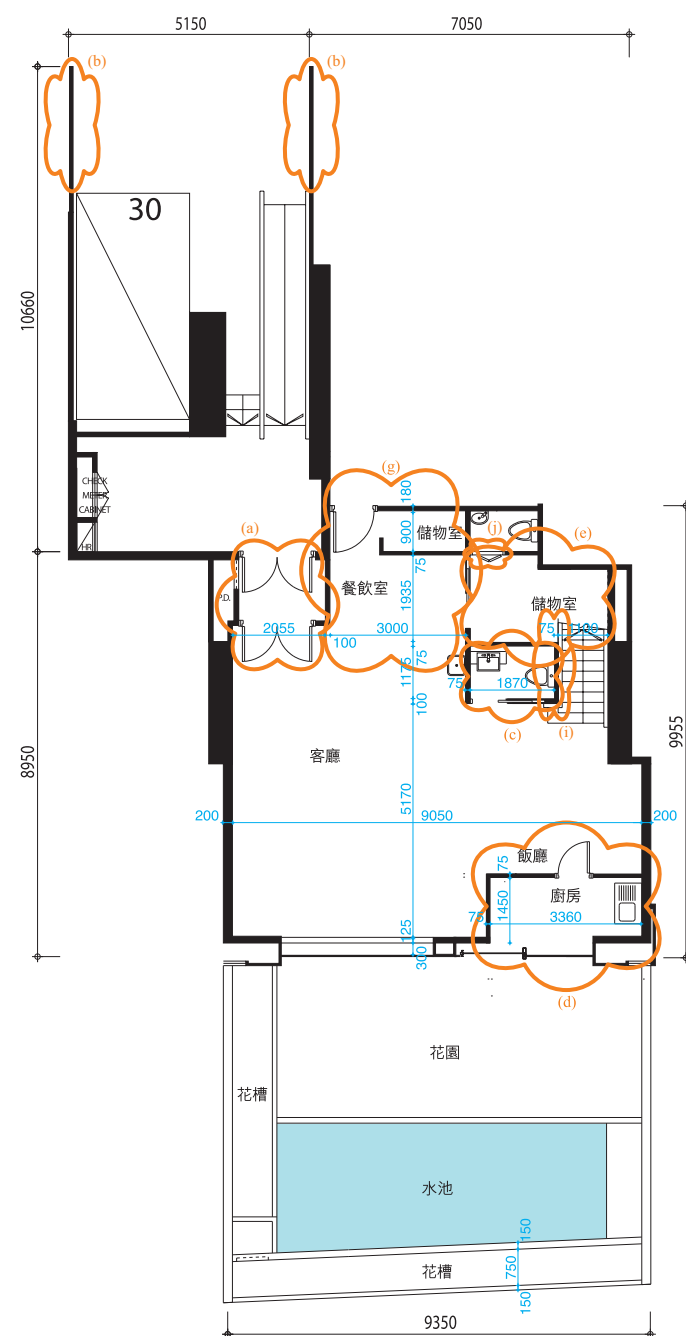
- 1. 部份住宅單位之假天花內裝置有冷氣及 / 或其他機電設備。
- 2. 部份百葉窗 ( 如有 ) 安裝於假天花之上且沒於平面圖顯示。
- 3. 露台 ( 如有 ) 、工作平台 ( 如有 ) 及平台 ( 如有 ) 內可能裝有喉管建築裝飾及 / 或其他機電設備，其位置請參考有關建築圖則。

Floor Plans Related

- 1. There are ceiling bulkheads in some residential units for enclosing the air-conditioning system and/or M&E services.
- 2. Some louvers (if any) that are hidden in false ceilings may not be indicated on the floor plans.
- 3. There may be pipes, architectural features and/or M&E services within the balconies (if any), utility platforms (if any) and flat roofs (if any). Please refer to the relevant Building Plans for their locations.

圖例 Legend:

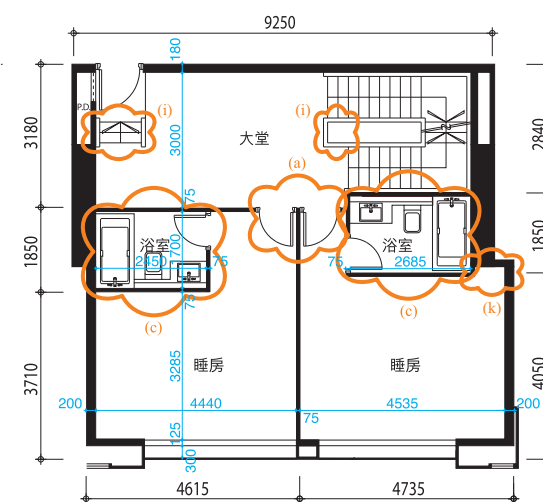
冷氣機位 A/C	飯廳 Dinning Room	消防喉轆 H.R.	主人房 Master Bedroom	儲物室 Store
建築裝飾 Architectural Feature	抽風槽 EAD	消防喉轆 ( 低位 ) HR AT L/L	餐飲室 Pantry	書房 Study
露台 Balcony	電錶房 EMR	廚房 Kitchen	管道槽 P.D.	電線槽 T.D.
浴室 Bath	家庭室 FAM.	電梯 Lift	花槽 Planter	工作平台 U.P.
睡房 Bedroom	垃圾回收房內之風扇房 Fan Room for RSR	電梯槽 Lift Shaft	水池 Pool	水錶櫃 W.M.C
工作平台之簷蓋 Canopy for U.P.	平台 Flat Roof	客廳 Living Room	喉管井 P.W.	
電錶房 Check Meter Cabinet	花園 Garden	大堂 Lobby	垃圾回收房 RSR	



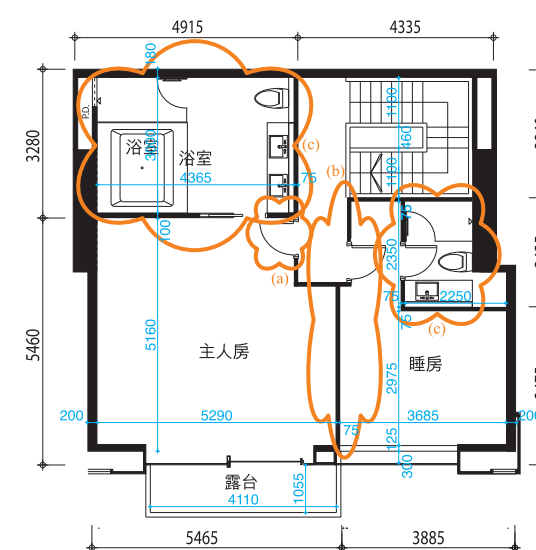
B1/F

因住宅物業的較高樓層的結構牆的厚度遞減，較高樓層的內部面積，一般比較低樓層的內部面積稍大。

The internal areas of the residential properties on the upper floors will generally be slightly larger than those on the lower floors because of the reducing thickness of the structural walls on the upper floors.



G/F



1/F

每個住宅物業的樓板 (不包括灰泥) 的厚度根據已批准結構圖則如下：

The thickness of floor slabs (excluding plaster) in the residential properties varies, according to the information set out in the approved structural plans are listed as follows:

花園洋房單位16號

樓層 Floor	每個住宅物業的樓板 (不包括灰泥) 的厚度 (毫米) Thickness of floor slabs (excluding plaster) of each residential property (mm)
B1/F	170, 175, 185, 200
G/F	150, 175, 200
1/F	150, 200, 250

平面圖所列之數字為以毫米標示之建築結構尺寸。

The dimensions in floor plans are all structural dimensions in millimeter.

住宅單位的層與層之間的高度，B1樓為3.5米；地下及1樓為3.075米。

Floor to floor height to each residential property. B1/F is 3.5m; G/F and 1/F is 3.075m.



平面圖的相關資料

- 1. 部份住宅單位之假天花內裝置有冷氣及 / 或其他機電設備。
- 2. 部份百葉窗 ( 如有 ) 安裝於假天花之上且沒於平面圖顯示。
- 3. 露台 ( 如有 ) 、工作平台 ( 如有 ) 及平台 ( 如有 ) 內可能裝有喉管建築裝飾及 / 或其他機電設備，其位置請參考有關建築圖則。

Floor Plans Related

- 1. There are ceiling bulkheads in some residential units for enclosing the air-conditioning system and/or M&E services.
- 2. Some louvers (if any) that are hidden in false ceilings may not be indicated on the floor plans.
- 3. There may be pipes, architectural features and/or M&E services within the balconies (if any), utility platforms (if any) and flat roofs (if any). Please refer to the relevant Building Plans for their locations.

花園洋房單位 16 號在發展項目落成後進行小型工程或獲《建築物條例》豁免的工程而有所改動。該等改動大概位置於樓面圖中標出。該等改動列出如下 ( 下文編號對應圖中附註編號 ( 如有 ) ) :

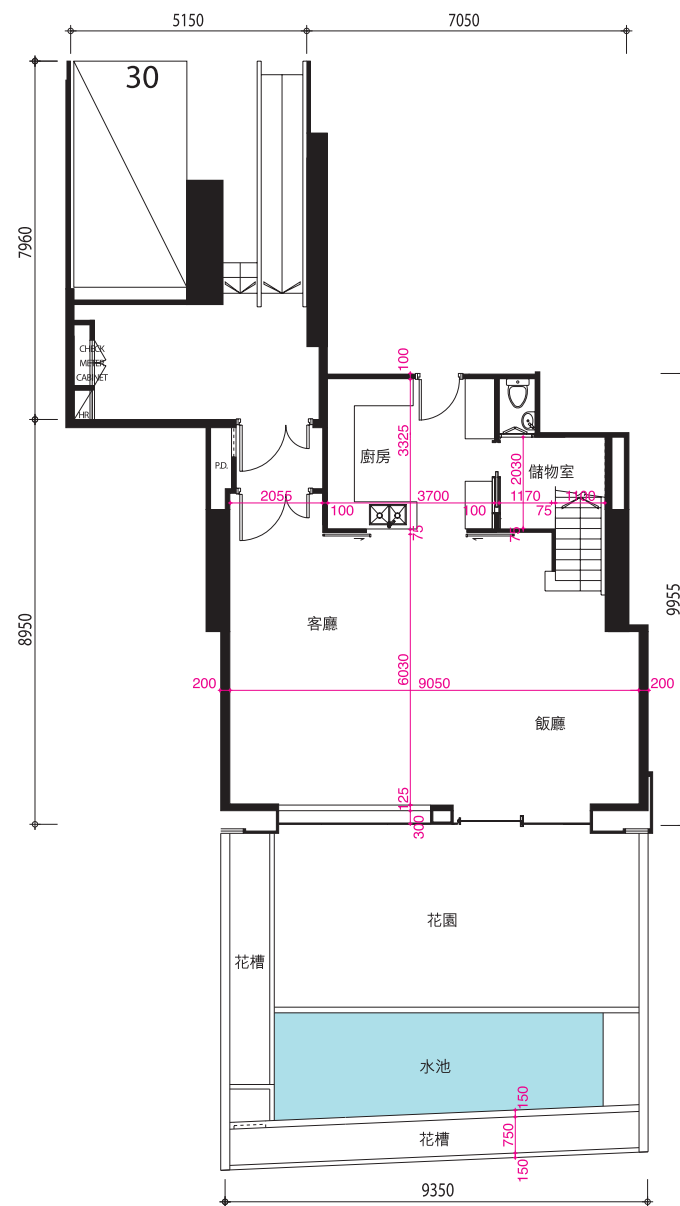
- (a) 門移位或拆除，並以不同位置或不同設計之門取代。
- (b) 內牆拆除，並以不同尺寸的牆及不同的裝置取代。
- (c) 浴室原本的牆及裝置移除或移位，以不同尺寸的牆及不同的裝置取代。
- (d) 廚房原本的牆及裝置移除或移位，以不同尺寸的牆及不同的裝置取代。
- (e) 儲物室原本的牆及裝置移除或移位，以不同尺寸的牆及不同的裝置取代。
- (f) 洗手盆裝置移位或移除。
- (g) 餐飲室改為廚房及以不同裝置取代。
- (h) 於入口之斜通道經改動，以不同設計之斜通道取代。
- (i) 拆除樓梯扶手。
- (j) 修改摺門之開啟方向。
- (k) 豎設用磚建造的非承重牆。

Garden House Unit No. 16 have been altered by way of minor works or exempted works under the Buildings Ordinance after completion of the Development. The approximate location of the alterations are indicated in the floor plan and the alterations are set out below (numbering below refers to the remarks, if any, in the plan):

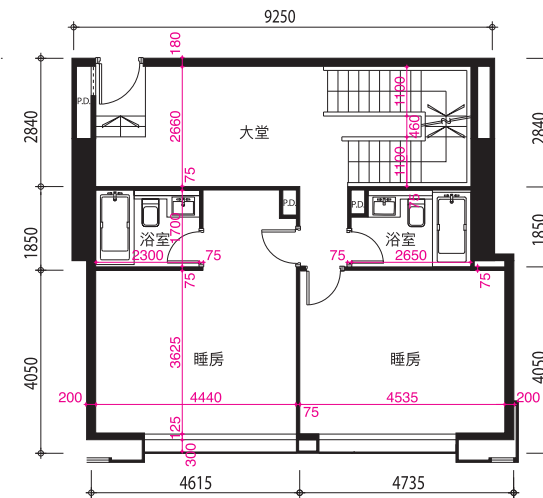
- (a) Door relocated or removed and replaced by a door at a different location or different design.
- (b) Original walls removed, replaced with walls of different dimension and fitted with different fittings.
- (c) Original walls and fittings of bathroom are demolished or relocated, replaced with walls of different dimension and fitted with different fittings.
- (d) Original walls and fittings of Kitchen are demolished or relocated, replaced with walls of different dimension and fitted with different fittings.
- (e) Original walls and fittings of Storeroom are demolished or relocated, replaced with walls of different dimension and fitted with different fittings.
- (f) Water Basin relocated or removed.
- (g) Pantry change to kitchen and fitted with different fittings.
- (h) Access ramp at main entrance amended and replaced by a ramp of different design.
- (i) Stair handrails are removed.
- (j) Swing direction of the slide-fold door is amended.
- (k) Non-load bearing block wall is erected.

圖例 Legend:

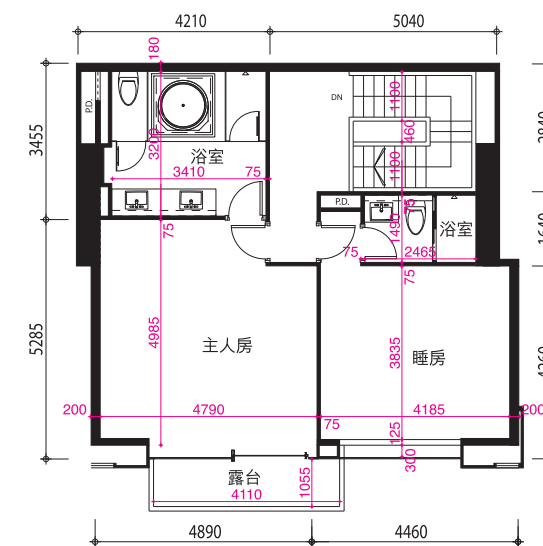
冷氣機位 A/C	飯廳 Dinning Room	消防喉轆 H.R.	主人房 Master Bedroom	儲物室 Store
建築裝飾 Architectural Feature	抽風槽 EAD	消防喉轆 ( 低位 ) HR AT L/L	餐飲室 Pantry	書房 Study
露台 Balcony	電錶房 EMR	廚房 Kitchen	管道槽 P.D.	電線槽 T.D.
浴室 Bath	家庭室 FAM.	電梯 Lift	花槽 Planter	工作平台 U.P.
睡房 Bedroom	垃圾回收房內之風扇房 Fan Room for RSR	電梯槽 Lift Shaft	水池 Pool	水錶櫃 W.M.C
工作平台之簷蓋 Canopy for U.P.	平台 Flat Roof	客廳 Living Room	喉管井 P.W.	
電錶房 Check Meter Cabinet	花園 Garden	大堂 Lobby	垃圾回收房 RSR	



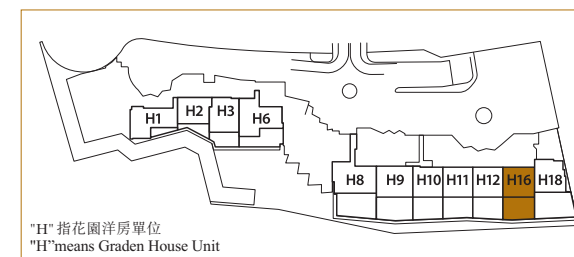
B1/F



G/F



1/F



2/F	CLUBHOUSE	H1	H2	H3	H6	H8	H9	H10	H11	H12	H16	H18
1/F	CLUBHOUSE	H1	H2	H3	H6	H8	H9	H10	H11	H12	H16	H18
G/F	CLUBHOUSE	H1	H2	H3	H6	H8	H9	H10	H11	H12	H16	H18
B1/F	CLUBHOUSE	H1	H2	H3	H6	H8	H9	H10	H11	H12	H16	H18
B2/F	CLUBHOUSE	H1	H2	H3	H6	H8	H9	H10	H11	H12	H16	H18
B3/F	CLUBHOUSE	H1	H2	H3	H6	H8	H9	H10	H11	H12	H16	H18
B4/F	CLUBHOUSE	H1	H2	H3	H6	H8	H9	H10	H11	H12	H16	H18
B5/F	CLUBHOUSE	H1	H2	H3	H6	H8	H9	H10	H11	H12	H16	H18
B6/F	CLUBHOUSE	H1	H2	H3	H6	H8	H9	H10	H11	H12	H16	H18

每個住宅物業的樓板 (不包括灰泥) 的厚度根據已批准結構圖則如下：

The thickness of floor slabs (excluding plaster) in the residential properties varies, according to the information set out in the approved structural plans are listed as follows:

花園洋房單位16號

平面圖所列之數字為以毫米標示之建築結構尺寸。

The dimensions in floor plans are all structural dimensions in millimeter.

住宅單位的層與層之間的高度，B1樓為3.5米；地下及1樓為3.075米。

Floor to floor height to each residential property. B1/F is 3.5m; G/F and 1/F is 3.075m.

因住宅物業的較高樓層的結構牆的厚度遞減，較高樓層的內部面積，一般比較低樓層的內部面積稍大。

The internal areas of the residential properties on the upper floors will generally be slightly larger than those on the lower floors because of the reducing thickness of the structural walls on the upper floors.



平面圖的相關資料

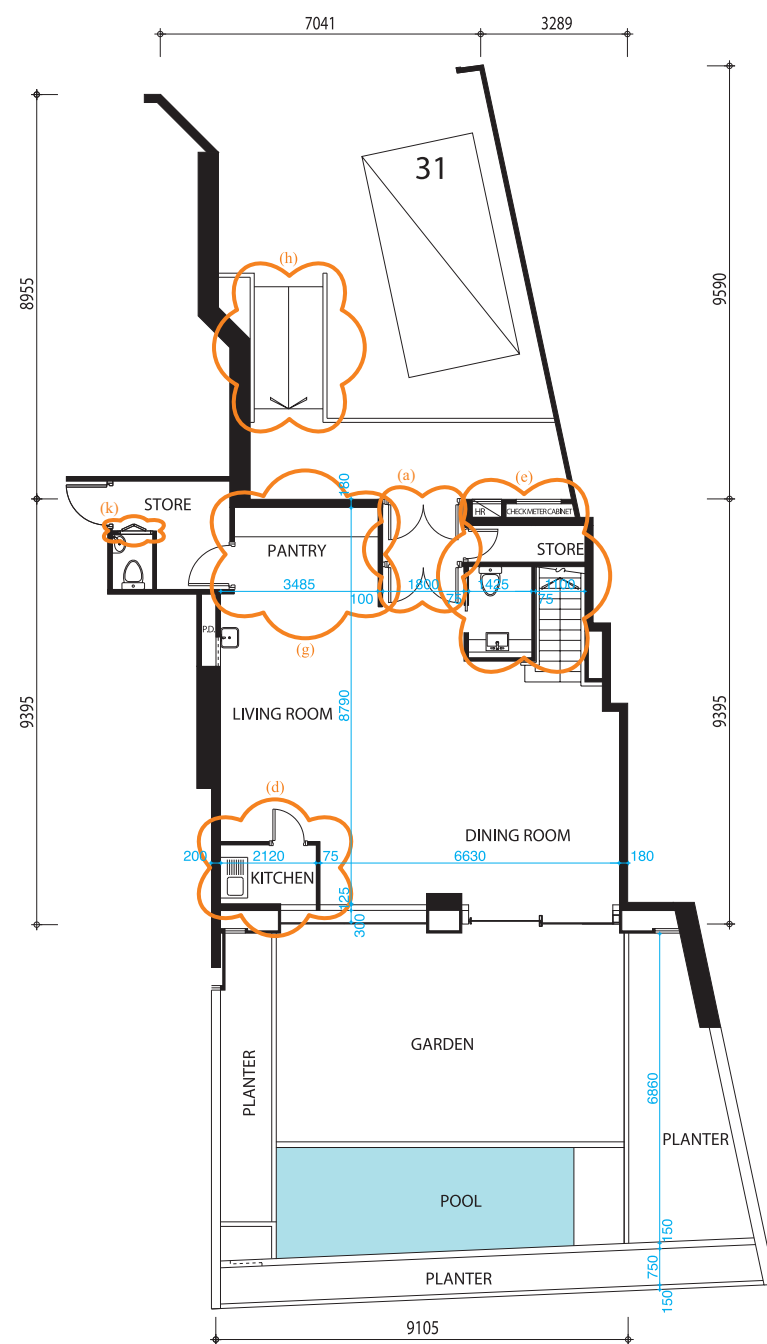
- 1. 部份住宅單位之假天花內裝置有冷氣及 / 或其他機電設備。
- 2. 部份百葉窗 ( 如有 ) 安裝於假天花之上且沒於平面圖顯示。
- 3. 露台 ( 如有 ) 、工作平台 ( 如有 ) 及平台 ( 如有 ) 內可能裝有喉管建築裝飾及 / 或其他機電設備，其位置請參考有關建築圖則。

Floor Plans Related

- 1. There are ceiling bulkheads in some residential units for enclosing the air-conditioning system and/or M&E services.
- 2. Some louvers (if any) that are hidden in false ceilings may not be indicated on the floor plans.
- 3. There may be pipes, architectural features and/or M&E services within the balconies (if any), utility platforms (if any) and flat roofs (if any). Please refer to the relevant Building Plans for their locations.

圖例 Legend:

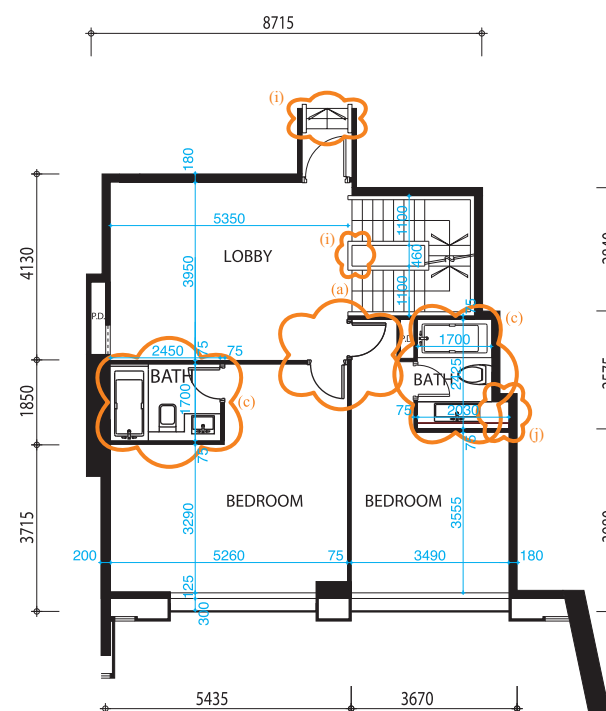
冷氣機位 A/C	飯廳 Dinning Room	消防喉轆 H.R.	主人房 Master Bedroom	儲物室 Store
建築裝飾 Architectural Feature	抽風槽 EAD	消防喉轆 ( 低位 ) HR AT L/L	餐飲室 Pantry	書房 Study
露台 Balcony	電錶房 EMR	廚房 Kitchen	管道槽 P.D.	電線槽 T.D.
浴室 Bath	家庭室 FAM.	電梯 Lift	花槽 Planter	工作平台 U.P.
睡房 Bedroom	垃圾回收房內之風扇房 Fan Room for RSR	電梯槽 Lift Shaft	水池 Pool	水錶櫃 W.M.C
工作平台之簷蓋 Canopy for U.P.	平台 Flat Roof	客廳 Living Room	喉管井 P.W.	
電錶房 Check Meter Cabinet	花園 Garden	大堂 Lobby	垃圾回收房 RSR	



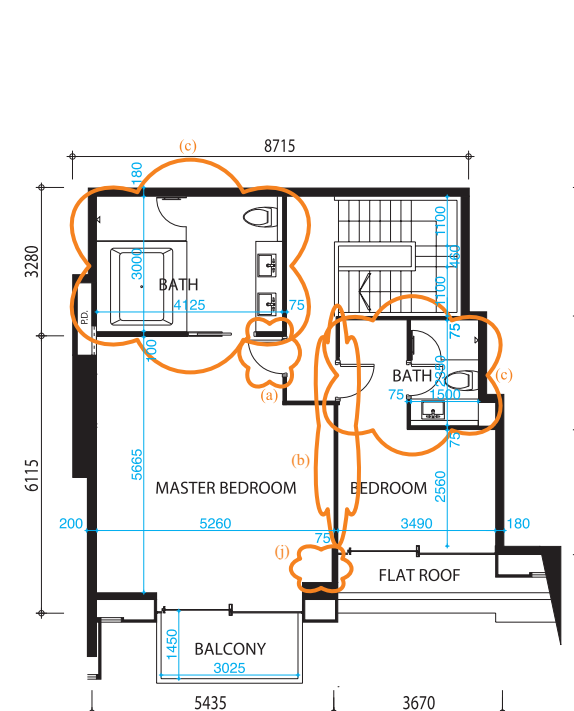
B1/F

因住宅物業的較高樓層的結構牆的厚度遞減，較高樓層的內部面積，一般比較低樓層的內部面積稍大。

The internal areas of the residential properties on the upper floors will generally be slightly larger than those on the lower floors because of the reducing thickness of the structural walls on the upper floors.



G/F



1/F

每個住宅物業的樓板（不包括灰泥）的厚度根據已批准結構圖則如下：

The thickness of floor slabs (excluding plaster) in the residential properties varies, according to the information set out in the approved structural plans are listed as follows:

花園洋房單位18號

樓層 Floor	每個住宅物業的樓板 (不包括灰泥)的厚度(毫米) Thickness of floor slabs (excluding plaster) of each residential property (mm)
B1/F	170, 175, 185, 200
G/F	150, 175, 200
1/F	150, 200, 250

平面圖所列之數字為以毫米標示之建築結構尺寸。

The dimensions in floor plans are all structural dimensions in millimeter.

住宅單位的層與層之間的高度，B1樓為3.5米；地下及1樓為3.075米。

Floor to floor height to each residential property. B1/F is 3.5m; G/F and 1/F is 3.075m.



平面圖的相關資料

- 1. 部份住宅單位之假天花內裝置有冷氣及 / 或其他機電設備。
- 2. 部份百葉窗 ( 如有 ) 安裝於假天花之上且沒於平面圖顯示。
- 3. 露台 ( 如有 ) 、工作平台 ( 如有 ) 及平台 ( 如有 ) 內可能裝有喉管建築裝飾及 / 或其他機電設備，其位置請參考有關建築圖則。

Floor Plans Related

- 1. There are ceiling bulkheads in some residential units for enclosing the air-conditioning system and/or M&E services.
- 2. Some louvers (if any) that are hidden in false ceilings may not be indicated on the floor plans.
- 3. There may be pipes, architectural features and/or M&E services within the balconies (if any), utility platforms (if any) and flat roofs (if any). Please refer to the relevant Building Plans for their locations.

花園洋房單位 18 號在發展項目落成後進行小型工程或獲《建築物條例》豁免的工程而有所改動。該等改動大概位置於樓面圖中標出。該等改動列出如下 ( 下文編號對應圖中附註編號 ( 如有 ) ) :

- (a) 門移位或拆除，並以不同位置或不同設計之門取代。
- (b) 內牆拆除，並以不同尺寸的牆及不同的裝置取代。
- (c) 浴室原本的牆及裝置移除或移位，以不同尺寸的牆及不同的裝置取代。
- (d) 廚房原本的牆及裝置移除或移位，以不同尺寸的牆及不同的裝置取代。
- (e) 儲物室原本的牆及裝置移除或移位，以不同尺寸的牆及不同的裝置取代。
- (f) 洗手盆裝置移位或移除。
- (g) 餐飲室改為廚房及以不同裝置取代。
- (h) 於入口之斜通道經改動，以不同設計之斜通道取代。
- (i) 拆除樓梯扶手。
- (j) 豎設用磚建造的非承重牆。
- (k) 修改摺門之開啟方向。

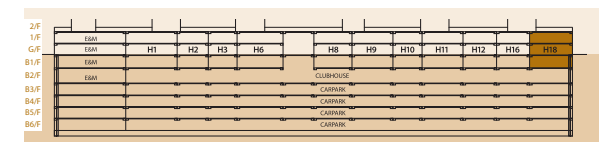
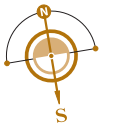
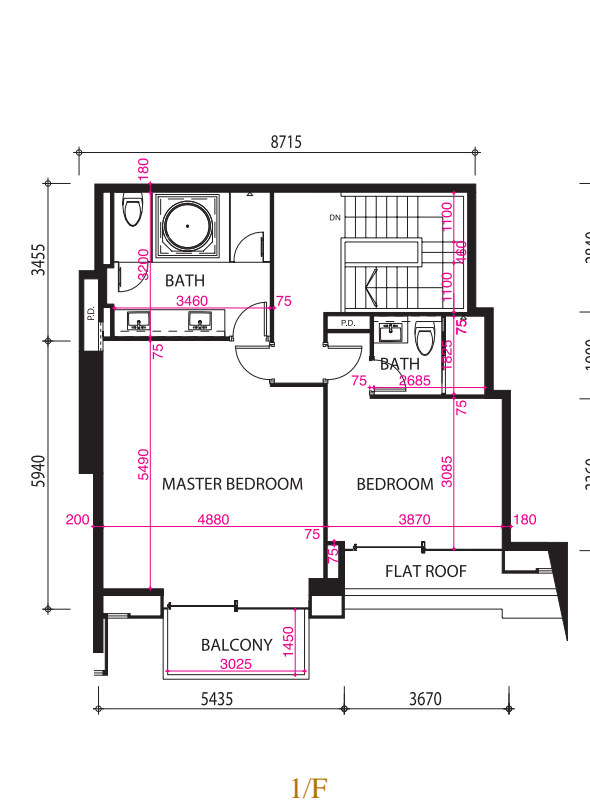
Garden House Unit No. 18 have been altered by way of minor works or exempted works under the Buildings Ordinance after completion of the Development. The approximate location of the alterations are indicated in the floor plan and the alterations are set out below (numbering below refers to the remarks, if any, in the plan):

- (a) Door relocated or removed and replaced by a door at a different location or different design.
- (b) Original walls removed, replaced with walls of different dimension and fitted with different fittings.
- (c) Original walls and fittings of bathroom are demolished or relocated, replaced with walls of different dimension and fitted with different fittings.
- (d) Original walls and fittings of Kitchen are demolished or relocated, replaced with walls of different dimension and fitted with different fittings.
- (e) Original walls and fittings of Storeroom are demolished or relocated, replaced with walls of different dimension and fitted with different fittings.
- (f) Water Basin relocated or removed.
- (g) Pantry change to kitchen and fitted with different fittings.
- (h) Access ramp at main entrance amended and replaced by a ramp of different design.
- (i) Stair handrails are removed.
- (j) Non-load bearing block wall is erected.
- (k) Swing direction of the slide-fold door is amended.

圖例 Legend:

冷氣機位 A/C	飯廳 Dinning Room	消防喉轆 H.R.	主人房 Master Bedroom	儲物室 Store
建築裝飾 Architectural Feature	抽風槽 EAD	消防喉轆 ( 低位 ) HR AT L/L	餐飲室 Pantry	書房 Study
露台 Balcony	電錶房 EMR	廚房 Kitchen	管道槽 P.D.	電線槽 T.D.
浴室 Bath	家庭室 FAM.	電梯 Lift	花槽 Planter	工作平台 U.P.
睡房 Bedroom	垃圾回收房內之風扇房 Fan Room for RSR	電梯槽 Lift Shaft	水池 Pool	水錶櫃 W.M.C
工作平台之簷蓋 Canopy for U.P.	平台 Flat Roof	客廳 Living Room	喉管井 P.W.	
電錶房 Check Meter Cabinet	花園 Garden	大堂 Lobby	垃圾回收房 RSR	

# H18 花園洋房單位 18 號 現狀間隔平面圖



The thickness of floor slabs (excluding plaster) in the residential properties varies, according to the information set out in the approved structural plans are listed as follows:

"H" 指花園洋房單位  
 "H" means Graden House Unit

Floor to floor height to each residential property.  
B1/F is 3.5m; G/F and 1/F is 3.075m.

The internal areas of the residential properties on the upper floors will generally be slightly larger than those on the lower floors because of the reducing thickness of the structural walls on the upper floors.





平面圖的相關資料

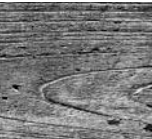
- 1. 部份住宅單位之假天花內裝置有冷氣及 / 或其他機電設備。
- 2. 部份百葉窗 ( 如有 ) 安裝於假天花之上且沒於平面圖顯示。
- 3. 露台 ( 如有 ) 、工作平台 ( 如有 ) 及平台 ( 如有 ) 內可能裝有喉管建築裝飾及 / 或其他機電設備，其位置請參考有關建築圖則。

Floor Plans Related

- 1. There are ceiling bulkheads in some residential units for enclosing the air-conditioning system and/or M&E services.
- 2. Some louvers (if any) that are hidden in false ceilings may not be indicated on the floor plans.
- 3. There may be pipes, architectural features and/or M&E services within the balconies (if any), utility platforms (if any) and flat roofs (if any). Please refer to the relevant Building Plans for their locations.

圖例 Legend:

冷氣機位 A/C	飯廳 Dinning Room	消防喉轆 H.R.	主人房 Master Bedroom	儲物室 Store
建築裝飾 Architectural Feature	抽風槽 EAD	消防喉轆 ( 低位 ) HR AT L/L	餐飲室 Pantry	書房 Study
露台 Balcony	電錶房 EMR	廚房 Kitchen	管道槽 P.D.	電線槽 T.D.
浴室 Bath	家庭室 FAM.	電梯 Lift	花槽 Planter	工作平台 U.P.
睡房 Bedroom	垃圾回收房內之風扇房 Fan Room for RSR	電梯槽 Lift Shaft	水池 Pool	水錶櫃 W.M.C
工作平台之簷蓋 Canopy for U.P.	平台 Flat Roof	客廳 Living Room	喉管井 P.W.	
電錶房 Check Meter Cabinet	花園 Garden	大堂 Lobby	垃圾回收房 RSR	



發展項目中的住宅物業的面積 Area of Residential properties in The Development

物業的描述 Description of Residential Property			實用面積 (包括露台及工作平台) 平方米 (平方呎) Saleable Area (including balcony and utility platform) sq. metre (sq. ft.)	其他指明項目的面積 (不計算入實用面積) 平方米 (平方呎) Area of other specified items (Not included in the Saleable Area) sq. metre (sq. ft.)									
大廈名稱 Block Name	樓層 Floor	單位 Unit		空調機房 A/C Plant room	窗台 Bay window	閣樓 Cockloft	平台 Flat roof	花園 Garden	停車位 Parking space	天台 Roof	梯屋 Stairhood	前庭 Terrace	庭院 Yard
第一座 Tower 1	3-32	A	185.823 (2000) 露台 balcony: 4.975 (54) 工作平台 utility platform: 1.480 (16)	-	-	-	-	-	-	-	-	-	-
		B	132.031 (1421) 露台 balcony: 3.645 (39) 工作平台 utility platform: 1.494 (16)	-	1.637 (18)	-	-	-	-	-	-	-	-
第二座 Tower 2	3-7	A	122.537 (1319) 露台 balcony: 3.663 (39) 工作平台 utility platform: 1.481 (16)	-	1.741 (19)	-	-	-	-	-	-	-	-
		B	116.912 (1258) 露台 balcony: 3.457 (37) 工作平台 utility platform: 1.487 (16)	-	1.505 (16)	-	-	-	-	-	-	-	-
	8-32	A	122.388 (1317) 露台 balcony: 3.663 (39) 工作平台 utility platform: 1.481 (16)	-	1.741 (19)	-	-	-	-	-	-	-	-
		B	116.997 (1259) 露台 balcony: 3.457 (37) 工作平台 utility platform: 1.487 (16)	-	1.505 (16)	-	-	-	-	-	-	-	-
	3, 7	C	86.651 (933) 露台 balcony: 2.316 (25) 工作平台 utility platform: 1.498 (16)	-	-	-	-	-	-	-	-	-	-
	10, 15, 18, 21, 25, 28	C	86.567 (932) 露台 balcony: 2.316 (25) 工作平台 utility platform: 1.498 (16)	-	-	-	-	-	-	-	-	-	-
	5	C	104.243 (1122) 露台 balcony: 2.754 (30) 工作平台 utility platform: 1.494 (16)	-	-	-	-	-	-	-	-	-	-
	8, 11, 16, 19, 22, 26, 29	C	104.075 (1121) 露台 balcony: 2.754 (30) 工作平台 utility platform: 1.494 (16)	-	-	-	-	-	-	-	-	-	-
	31	C	125.530 (1351) 露台 balcony: 2.316 (25) 工作平台 utility platform: 1.494 (16)	-	-	-	-	-	-	-	-	-	-
第三座 Tower 3	3-7	A	117.638 (1266) 露台 balcony: 3.475 (37) 工作平台 utility platform: 1.498 (16)	-	1.464 (16)	-	-	-	-	-	-	-	-
		B	128.964 (1388) 露台 balcony: 3.720 (40) 工作平台 utility platform: 1.498 (16)	-	1.521 (16)	-	-	-	-	-	-	-	-
	8-32	A	117.865 (1269) 露台 balcony: 3.475 (37) 工作平台 utility platform: 1.498 (16)	-	1.464 (16)	-	-	-	-	-	-	-	-
		B	128.964 (1388) 露台 balcony: 3.720 (40) 工作平台 utility platform: 1.498 (16)	-	1.521 (16)	-	-	-	-	-	-	-	-

不設4樓、13樓、14樓、24樓及34樓。  
4/F, 13/F, 14/F, 24/F, 34/F are omitted.

註：因四捨五入及平方呎與平方米換算關係，以平方呎表述之面積，可能以平方米表述之面積有輕微差異。  
Note: Due to rounding up or down and the conversion between square feet and square meter, there may be a slight difference between the area given in square feet and the area given in square meter.

物業的描述 Description of Residential Property			實用面積 (包括露台及工作平台) 平方米 (平方呎) Saleable Area (including balcony and utility platform) sq. metre (sq. ft.)	其他指明項目的面積 (不計入實用面積) 平方米 (平方呎) Area of other specified items (Not included in the Saleable Area) sq. metre (sq. ft.)									
大廈名稱 Block Name	樓層 Floor	單位 Unit		空調機房 A/C Plant room	窗台 Bay window	閣樓 Cockloft	平台 Flat roof	花園 Garden	停車位 Parking space	天台 Roof	梯屋 Stairhood	前庭 Terrace	庭院 Yard
第三座 Tower 3	3-7	C	85.058 (916) 露台 balcony: 2.311 (25) 工作平台 utility platform: 1.498 (16)	-	-	-	-	-	-	-	-	-	-
	10, 15, 18, 21, 25, 28	C	84.832 (913) 露台 balcony: 2.311 (25) 工作平台 utility platform: 1.498 (16)	-	-	-	-	-	-	-	-	-	-
	5	C	102.607 (1105) 露台 balcony: 2.667 (29) 工作平台 utility platform: 1.497 (16)	-	-	-	-	-	-	-	-	-	-
	8, 11, 16, 19, 22, 26, 29	C	102.154 (1100) 露台 balcony: 2.667 (29) 工作平台 utility platform: 1.497 (16)	-	-	-	-	-	-	-	-	-	-
	31	C	123.150 (1325) 露台 balcony: 2.311 (25) 工作平台 utility platform: 1.498 (16)	-	-	-	-	-	-	-	-	-	-
第六座 Tower 6	3-32	A	172.635 (1858) 露台 balcony: 4.929 (53) 工作平台 utility platform: 1.499 (16)	-	-	-	-	-	-	-	-	-	-
		B	158.239 (1703) 露台 balcony: 4.508 (49) 工作平台 utility platform: 1.497 (16)	-	1.864 (20)	-	-	-	-	-	-	-	-
第八座 Tower 8	3-7	A	124.603 (1342) 露台 balcony: 3.721 (40) 工作平台 utility platform: 1.462 (16)	-	1.754 (19)	-	-	-	-	-	-	-	-
		B	117.957 (1270) 露台 balcony: 3.544 (38) 工作平台 utility platform: 1.485 (16)	-	2.350 (25)	-	-	-	-	-	-	-	-
	8-32	A	124.682 (1343) 露台 balcony: 3.721 (40) 工作平台 utility platform: 1.462 (16)	-	1.754 (19)	-	-	-	-	-	-	-	-
		B	117.957 (1270) 露台 balcony: 3.544 (38) 工作平台 utility platform: 1.485 (16)	-	2.350 (25)	-	-	-	-	-	-	-	-
	3	C	85.630 (921) 露台 balcony: 2.365 (25) 工作平台 utility platform: 1.498 (16)	-	-	-	-	-	-	-	-	-	-
	7	C	85.552 (921) 露台 balcony: 2.365 (25) 工作平台 utility platform: 1.498 (16)	-	-	-	-	-	-	-	-	-	-
	10, 15, 18, 21, 25, 28	C	85.473 (920) 露台 balcony: 2.365 (25) 工作平台 utility platform: 1.498 (16)	-	-	-	-	-	-	-	-	-	-
	5	C	103.004 (1108) 露台 balcony: 2.692 (29) 工作平台 utility platform: 1.494 (16)	-	-	-	-	-	-	-	-	-	-
	8, 11, 16, 19, 22, 26, 29	C	102.925 (1107) 露台 balcony: 2.692 (29) 工作平台 utility platform: 1.494 (16)	-	-	-	-	-	-	-	-	-	-

不設4樓、13樓、14樓、24樓及34樓。  
4/F, 13/F, 14/F, 24/F, 34/F are omitted.

註：因四捨五入及平方呎與平方米換算關係，以平方呎表述之面積，可能以平方米表述之面積有輕微差異。  
Note: Due to rounding up or down and the conversion between square feet and square meter, there may be a slight difference between the area given in square feet and the area given in square meter.

物業的描述 Description of Residential Property			實用面積 (包括露台及工作平台) 平方米 (平方呎) Saleable Area (including balcony and utility platform) sq. metre (sq. ft.)	其他指明項目的面積 (不計入實用面積) 平方米 (平方呎) Area of other specified items (Not included in the Saleable Area) sq. metre (sq. ft.)									
大廈名稱 Block Name	樓層 Floor	單位 Unit		空調機房 A/C Plant room	窗台 Bay window	閣樓 Cockloft	平台 Flat roof	花園 Garden	停車位 Parking space	天台 Roof	梯屋 Stairhood	前庭 Terrace	庭院 Yard
第八座 Tower 8	31	C	124.093 (1335) 露台 balcony: 2.365 (25) 工作平台 utility platform: 1.498 (16)	-	-	-	-	-	-	-	-	-	-
第九座 Tower 9	3-7	A	115.837 (1246) 露台 balcony: 3.439 (37) 工作平台 utility platform: 1.493 (16)	-	2.312 (25)	-	-	-	-	-	-	-	-
		B	142.551 (1534) 露台 balcony: 4.013 (43) 工作平台 utility platform: 1.496 (16)	-	1.478 (16)	-	-	-	-	-	-	-	-
	8-32	A	116.067 (1249) 露台 balcony: 3.439 (37) 工作平台 utility platform: 1.493 (16)	-	2.312 (25)	-	-	-	-	-	-	-	-
		B	142.551 (1534) 露台 balcony: 4.013 (43) 工作平台 utility platform: 1.496 (16)	-	1.478 (16)	-	-	-	-	-	-	-	-
	3	C	78.212 (842) 露台 balcony: 2.000 (22) 工作平台 utility platform: 1.496 (16)	-	-	-	-	-	-	-	-	-	-
	5	C	57.452 (619) 露台 balcony: 2.000 (22) 工作平台 utility platform: 1.496 (16)	-	-	-	-	-	-	-	-	-	-
	6-7	C	55.552 (598) 露台 balcony: 2.000 (22) 工作平台 utility platform: 1.496 (16)	-	-	-	-	-	-	-	-	-	-
	8-30	C	55.321 (596) 露台 balcony: 2.000 (22) 工作平台 utility platform: 1.496 (16)	-	-	-	-	-	-	-	-	-	-
	31	C	82.573 (889) 露台 balcony: 2.000 (22) 工作平台 utility platform: 1.496 (16)	-	-	-	-	-	-	-	-	-	-

不設4樓、13樓、14樓、24樓及34樓。  
4/F, 13/F, 14/F, 24/F, 34/F are omitted.

註：因四捨五入及平方呎與平方米換算關係，以平方呎表述之面積，可能以平方米表述之面積有輕微差異。  
Note: Due to rounding up or down and the conversion between square feet and square meter, there may be a slight difference between the area given in square feet and the area given in square meter.

物業的描述 Description of Residential Property			實用面積 (包括露台及工作平台) 平方米 (平方呎) Saleable Area (including balcony and utility platform) sq. metre (sq. ft.)	其他指明項目的面積 (不計算入實用面積) 平方米 (平方呎) Area of other specified items (Not included in the Saleable Area) sq. metre (sq. ft.)									
大廈名稱 Block Name	樓層 Floor	單位 Unit		空調機房 A/C Plant room	窗台 Bay window	閣樓 Cockloft	平台 Flat roof	花園 Garden	停車位 Parking space	天台 Roof	梯屋 Stairhood	前庭 Terrace	庭院 Yard
第一座 Tower 1	33/F, 35/F	A	240.296 (2587) 露台 balcony: 0 工作平台 utility platform: 0	-	-	-	71.825 (773)	-	-	-	-	-	-
		B	202.222 (2177) 露台 balcony: 0 工作平台 utility platform: 0	-	-	-	26.037 (280)	-	-	-	-	-	-
第二座 Tower 2	33/F, 35/F	A	214.190 (2306) 露台 balcony: 0 工作平台 utility platform: 0	-	-	-	42.125 (453)	-	-	-	-	-	-
		B	208.663 (2246) 露台 balcony: 0 工作平台 utility platform: 0	-	-	-	44.229 (476)	-	-	-	-	-	-
第三座 Tower 3	33/F, 35/F	A	214.891 (2314) 露台 balcony: 0 工作平台 utility platform: 0	-	-	-	40.994 (441)	-	-	-	-	-	-
		B	223.543 (2406) 露台 balcony: 0 工作平台 utility platform: 0	-	-	-	45.979 (495)	-	-	-	-	-	-
第六座 Tower 6	33/F, 35/F	A	254.161 (2735) 露台 balcony: 0 工作平台 utility platform: 0	-	-	-	62.294 (671)	-	-	-	-	-	-
		B	221.651 (2386) 露台 balcony: 0 工作平台 utility platform: 0	-	-	-	21.875 (235)	-	-	-	-	-	-
第八座 Tower 8	33/F, 35/F	A	227.320 (2447) 露台 balcony: 0 工作平台 utility platform: 0	-	-	-	35.837 (386)	-	-	-	-	-	-
		B	223.609 (2407) 露台 balcony: 0 工作平台 utility platform: 0	-	-	-	40.102 (432)	-	-	-	-	-	-
第九座 Tower 9	33/F, 35/F	A	217.824 (2345) 露台 balcony: 0 工作平台 utility platform: 0	-	-	-	39.997 (431)	-	-	-	-	-	-
		B	197.842 (2129) 露台 balcony: 0 工作平台 utility platform: 0	-	-	-	62.779 (676)	-	-	-	-	-	-

註：因四捨五入及平方呎與平方米換算關係，以平方呎表述之面積，可能以平方米表述之面積有輕微差異。  
Note: Due to rounding up or down and the conversion between square feet and square meter, there may be a slight difference between the area given in square feet and the area given in square meter.



發展項目中的住宅物業的面積 Area of Residential properties in The Development

物業的描述 Description of Residential Property	實用面積 (包括露台及工作平台) 平方米 (平方呎) Saleable Area (including balcony and utility platform) sq. metre (sq. ft.)	其他指明項目的面積 (不計算入實用面積) 平方米 (平方呎) Area of other specified items (Not included in the Saleable Area) sq. metre (sq. ft.)									
		空調機房 A/C Plant room	窗台 Bay window	閣樓 Cockloft	平台 Flat roof	花園 Garden	停車位 Parking space	天台 Roof	梯屋 Stairhood	前庭 Terrace	庭院 Yard
1	316.210 (3404) 露台 balcony: 4.987 (54) 工作平台 utility platform: 0	-	-	-	-	25.573 (275)	90.189 (971)	-	-	-	-
2	238.255 (2565) 露台 balcony: 4.997 (54) 工作平台 utility platform: 0	-	-	-	-	27.494 (296)	46.764 (504)	-	-	-	-
3	261.016 (2810) 露台 balcony: 4.931 (53) 工作平台 utility platform: 0	-	-	-	-	40.889 (440)	39.777 (429)	-	-	-	-
6	326.616 (3516) 露台 balcony: 4.987 (54) 工作平台 utility platform: 0	-	-	-	12.235 (132)	61.922 (667)	62.564 (674)	-	-	-	-
8	336.478 (3622) 露台 balcony: 4.989 (54) 工作平台 utility platform: 0	-	-	-	10.959 (118)	92.775 (999)	51.128 (551)	-	-	-	-
9	300.772 (3238) 露台 balcony: 4.989 (54) 工作平台 utility platform: 0	-	-	-	-	82.645 (890)	59.981 (646)	-	-	-	-
10	244.677 (2634) 露台 balcony: 4.913 (53) 工作平台 utility platform: 0	-	-	-	-	64.968 (699)	55.723 (600)	-	-	-	-
11	245.978 (2647) 露台 balcony: 4.914 (53) 工作平台 utility platform: 0	-	-	-	-	63.033 (678)	51.431 (554)	-	-	-	-
12	255.189 (2747) 露台 balcony: 4.922 (53) 工作平台 utility platform: 0	-	-	-	-	66.595 (717)	44.478 (479)	-	-	-	-
16	251.573 (2708) 露台 balcony: 4.979 (54) 工作平台 utility platform: 0	-	-	-	-	67.292 (724)	55.333 (596)	-	-	-	-
18	258.965 (2788) 露台 balcony: 5 (54) 工作平台 utility platform: 0	-	-	-	5.299 (57)	92.494 (996)	62.606 (674)	-	-	-	-

註：

1. 因四捨五入及平方呎與平方米換算關係，以平方呎表述之面積，可能以平方米表述之面積有輕微差異。

2. 實用面積以及露台、工作平台樓面面積，是按照《一手住宅物業銷售條例》第8條計算得出的。其他指明項目的面積，是按照《一手住宅物業銷售條例》附表2第2部計算得出的。

3. 花園洋房單位1號包含1個私家車停車位及兩個電單車停車位，其他花園洋房單位各包含1個私家車停車位。就以上面積表而言，花園洋房單位之車庫之全部面積計入停車位面積。車庫內根據批地文件指定供泊車用之範圍之面積為25平方米/269平方呎（指每個車位），指定供停泊電單車用之範圍之面積為2.4平方米/26平方呎（指每個車位）。

Note:

1. Due to rounding up or down and the conversion between square feet and square meter, there may be a slight difference between the area given in square feet and the area given in square meter.

2. The saleable area and the floor area of balconies and utility platforms are calculated in accordance with section 8 of the Residential Properties (First-hand Sales) Ordinance; and the areas of the other specified items are calculated in accordance with Part 2 of Schedule 2 of the Residential Properties (First-hand Sales) Ordinance.

3. Garden House Unit 1 contains one car parking space and two motorcycle parking spaces, and each of the other Garden House Units contains one car parking space. The area of the entire carport of a Garden House Unit is taken into account in the measurement of parking space for the purpose of the above area schedule. Each area inside the carport which is designated under the land grant for the purposes of parking motor vehicles is 25 sq metres / 269 sq feet (per parking space), and each area inside the carport which is designated under the land grant for the purpose of parking motorcycles is 2.4 square metres / 26 square feet (per parking space).

發展項目中的停車位的樓面平面圖 Floor Plans of Parking Spaces in The Development

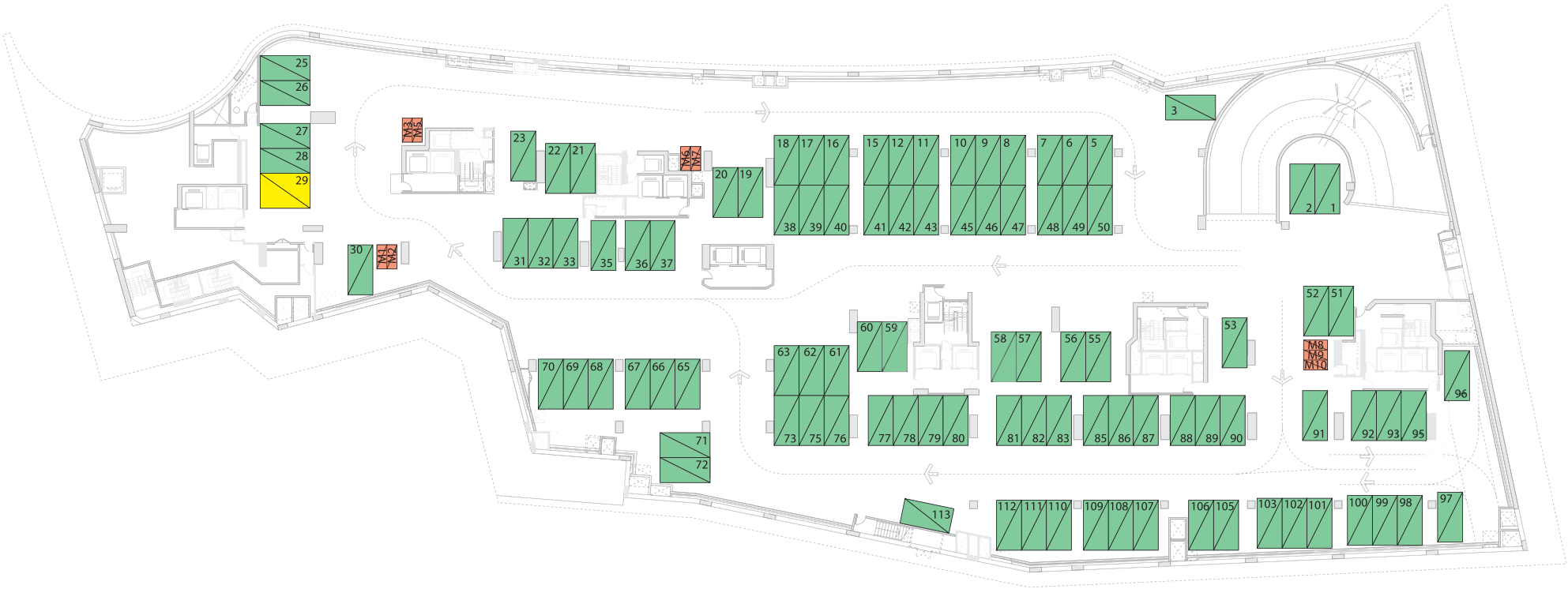


車位類別 Category of Car Parking Space	樓層 Floor		數目 No.	尺寸 (長 × 闊) (米) Dimension (L×W) (m)	每個車位面積 Area per Space (sq.m)
	B5/F	B6/F			
住客車位 Residential Parking Space	104	106	210	5×2.5	12.5
訪客車位 Visitor's Parking Space	-	4	4	5×2.5	12.5
電單車車位 Motor Cycle Parking Space	9	9	18	2.4×1.0	2.4
傷殘人士車位 (地庫5樓29號車位及地庫6樓32號車位) Disabled Car Parking Space (No.29 on B5/F & No.32 on B6/F)	1	1	2	5×3.5	17.5

發展項目中的停車位的樓面平面圖 Floor Plans of Parking Spaces in The Development



B 4/F



B 3/F



車位類別 Category of Car Parking Space	樓層 Floor		數目 No.	尺寸 (長×闊) (米) Dimension (L×W) (m)	每個車位面積 Area per Space (sq.m)
	B3/F	B4/F			
住客車位 Residential Parking Space	61	100	161	5×2.5	12.5
電單車車位 Motor Cycle Parking Space	4	9	13	2.4×1.0	2.4
傷殘人士車位 (地庫3樓29號車位及地庫4樓29號車位) Disabled Car Parking Space (No.29 on B3/F & No.29 on B4/F)	1	1	2	5×3.5	17.5



B 2/F



B 1/F



車位類別 Category of Car Parking Space	樓層 Floor		數目 No.	尺寸(長×闊)(米) Dimension (L×W) (m)	每個車位面積 Area per Space (sq.m)
	B 1/F	B 2/F			
住客車位 Residential Parking Space	27	29	56	5×2.5	12.5
電單車車位 Motor Cycle Parking Space	2	13	15	2.4×1.0	2.4



G/F



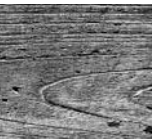
車位類別 Category of Car Parking Space	樓層 Floor	數目 No.	尺寸 (長×闊) (米) Dimension (L×W) (m)	每個車位面積 Area per Space (sq.m)
	G/F			
 訪客車位 Visitor's Parking Space	1*	1	5×3.5*	17.5*

\* 傷殘人士車位 Disabled Car Parking Space



- (a) 在簽署該臨時買賣合約時須支付款額為5%的臨時訂金。
- (b) 買方在簽署該臨時合約時支付的臨時訂金，會由代表擁有人行事的律師事務所以保證金保存人的身分持有。
- (c) 如買方沒有於訂立該臨時合約的日期之後5個工作日內簽立買賣合約 –
  - (i) 該臨時合約即告終止；
  - (ii) 有關的臨時訂金即予沒收；及
  - (iii) 擁有人不得就買方沒有簽立買賣合約而針對買方提出進一步申索。

- (a) A preliminary deposit of 5% is payable on the signing of the preliminary agreement for sale and purchase.
- (b) The preliminary deposit paid by the purchaser on the signing of that preliminary agreement will be held by a firm of solicitors acting for the owner, as stakeholders.
- (c) If the purchaser fails to execute the agreement for sale and purchase within 5 working days after the date on which the purchaser enters into that preliminary agreement –
  - (i) that preliminary agreement is terminated;
  - (ii) the preliminary deposit is forfeited; and
  - (iii) the owner does not have any further claim against the purchaser for the failure.



# 公契的摘要 Summary of Deed of Mutual Covenant

## 1. 公用部分

- (a) 公用部分指所有在該地段內符合以下條件的區域、系統、裝備、設備、機器、固定裝置、裝置、管道及其他物件：
- (i) 該部分為該地段或其部分的所有業主、佔用人、被許可人或被邀請人共用及共同利益；
  - (ii) 該部分符合建築物管理條例（第344章）第2條中「公用部分」的定義；或
  - (iii) 該部分為賣方根據公契不定時指定的公用部分。

上述包括部分入口大堂、樓梯、升降機、康樂設施、住宅大廈的外牆等。

- (b) 公用部分分為發展項目公用部分（提供或安裝給不同住宅單位及停車位的業主、佔用人、獲許可人或訪客共同使用與享用）、住宅公用部分（提供或安裝給不同住宅單位的業主、佔用人、獲許可人或訪客共同使用與享用及停車位公用部分（提供或安裝給不同停車位及訪客停車位的業主、佔用人、獲許可人或訪客共同使用與享用））。
- (c) 業主、租客、獲許可人及訪客有權為了正當使用與享用他的單位有關的一切目的使用公用部分。
- (d) 除非已經取得業主委員會的批准，業主不得轉變任何公用部分供他個人使用或享用。
- (e) 業主不得阻塞公用部分、留下垃圾箱、垃圾、傢具或其他物品，亦不得在該等地方作出任何事情，以致可能或成為對該土地或任何毗鄰房產的任何其他業主或佔用人造成滋擾。
- (f) 業主不得更改公用部分或作出任何事情，以致管理人認為會干涉或損壞公用部分或對公用部分的正常運作有不利影響。
- (g) 管理人具有控制公用部分和全面控制與管理公用部分的獨有權利。管理人須作為全體業主的受託人持有公用部分及公用部分的業權份數。

## 2. 不分割份數

發展項目中的每個住宅物業配有不同的不分割份數，詳細分配狀況請參閱以下「不分割份數及管理份數之分配」一表。

## 3. 管理人的委任年期

第一任管理人首屆任期為由公契簽署日期起計兩年。管理人的委任可按公契的條文終止。

## 4. 管理開支

每名業主須根據其單位的管理份數（管理份數分配狀況，請參閱以下「不分割份數/管理份數之分配」一表），按公契指明的形式、金額及比例分擔發展項目的管理開支（管理開支指管理發展項目時必須地和合理地招致的支出、成本及費用，且其須基於管理人擬定之預算）（包括管理人酬金）。一般而言，每名業主須按分配到的其單位之管理份數之比例分擔有關發展項目公用部分之開支，每名住宅單位（住宅單位指花園洋房單位、頂層複式單位或分層單位）業主須按分配到的其住宅之管理份數之比例分擔有關住宅公用部分之開支，每名停車位或住宅單位業主須按分配到的其停車位或住宅單位之管理份數之比例分擔有關停車位公用部分開支的特定百分比。

## 5. 管理費按金相等於三個月之管理費。

## 6. 本發展項目並無擁有人在發展項目中保留作自用的範圍。

## 1. Common Parts

- (a) Common Parts mean all areas, systems, equipment, facilities, machinery, fixtures, fittings, conduits or other matters in the Land:
  - (i) which are intended for the common use and benefit of different Owners, occupiers, licensees or invitees of the Land or any part thereof;
  - (ii) as will fall within the definition of “common parts” in section 2 of the Building Management Ordinance (Cap. 344); or
  - (iii) which are from time to time designated by the Vendor to be Common Parts in accordance with the DMC.

These include certain entrance lobbies, staircases, lifts, recreational facilities, external walls of the residential towers, etc.

- (b) Common Parts are categorized into Development Common Parts (provided or installed for the common use and benefit of the Owners, occupiers, licensees or invitees of different Residential Units and Parking Spaces), Residential Common Parts (provided or installed for the common use and benefit of the Owners, occupiers, licensees or invitees of different Residential Units) and Parking Common Parts (provided or installed for the common use and benefit of Owners, occupiers, licensees or invitees of different Parking Spaces and Visitor Parking Spaces).
- (c) The Owners and his tenants, licensees and invitees have the right to use the Common Parts for all purposes connected with the proper use and enjoyment of his Unit.
- (d) The Owners may not convert any of the Common Parts to his own use or for his own benefit unless the approval of the Owners’ Committee has been obtained.

- (e) The Owners may not obstruct the Common Parts, leave any dustbins, refuse, furniture or other things nor do anything in or to the Common Parts which may be or become a nuisance to any other Owners or occupiers of the Land or any neighbouring premises.
- (f) The Owners may not alter the Common Parts or do anything which may, in the opinion of the Manager, interfere with or damage the Common Parts or adversely affect the normal functioning of the Common Parts.
- (g) The Manager has exclusive control over the Common Parts and to generally administer and manage the Common Parts. The Manager shall hold the Common Parts and Common Parts Shares as Trustee for all owners.

## 2. Undivided shares

Undivided shares are allocated to each residential property in the development. They are set out in the table entitled “allocation of undivided shares/management shares” below.

## 3. Term of years for which the Manager is appointed

The first Manager will be appointed for an initial term of two years from the date of the DMC. The appointment of the Manager may be terminated according to the provisions of the DMC.

## 4. Management Expenses.

Each Owner shall contribute towards the Management Expenses (which shall be the expenses, costs and charges necessarily and reasonably incurred in the management of the Development, and shall be based on the budget prepared by the Manager) (including the Manager’s Remuneration) of the Development in such manner, amount and proportion as provided in the DMC by reference to the Management Shares (please see the tables below for the allocation of Management Shares) allocated to his Unit. In general, each Owner shall contribute towards

the Management Expenses relating to the Development Common Parts in proportion to the Management Shares allocated to his Unit, each Owner of a Residential Unit (which means a Garden House Unit, Penthouse or Apartment) shall contribute towards the Management Expenses relating to the Residential Common Parts in proportion to the Management Shares allocated to his Residential Unit, and each Owner of a Parking Space or a Residential Unit shall contribute towards a specified percentage of Management Expenses relating to the Parking Common Parts in proportion to the Management Shares allocated to his Parking Space.

- 5. The amount of Management Fees Deposit is 3 months’ monthly management fee.
- 6. There is no area in the Development which is retained by the owner for that owner’s own use.

不分割份數 / 管理份數分配 Allocation of Undivided Shares / Management Shares

座數 Tower	樓層 Floor	單位 Unit	單位數目 No. of Residential Units	每個住宅物業之不分割份數/管理份數 Undivided Shares / Management Shares of Each Residential Property	總不分割份數/管理份數 Undivided Shares / Management Shares Sub Total
Garden House Unit	B1/F, G/F, 1/F	1	1	344	344
		2	1	257	257
		3	1	281	281
		6	1	352	352
		8	1	364	364
		9	1	326	326
		10	1	268	268
		11	1	268	268
		12	1	278	278
		16	1	275	275
		18	1	286	286
T1	3/F-32/F	A	26	186	4836
		B	26	134	3484
	33/F, 35/F	A	1	248	248
		B	1	205	205
T2	3/F-7/F	A	4	124	496
		B	4	118	472
	8/F-32/F	A	22	124	2728
		B	22	119	2618
	3, 7, 10, 15, 18, 21, 25, 28/F	C	8	87	696
	5, 8, 11, 16, 19, 22, 26, 29/F	C	8	104	832
	31/F	C	1	126	126
	33/F, 35/F	A	1	219	219
		B	1	214	214
T3	3/F-32/F	A	26	119	3094
		B	26	130	3380
	5/F	C	1	103	103
	3, 7, 10, 15, 18, 21, 25, 28/F	C	8	85	680
	8, 11, 16, 19, 22, 26, 29/F	C	7	102	714
	31/F	C	1	123	123
	33/F, 35/F	A	1	219	219
		B	1	229	229

不設4樓、13樓、14樓、24樓及34樓。  
4/F, 13/F, 14/F, 24/F, 34/F are omitted.

座數 Tower	樓層 Floor	單位 Unit	單位數目 No. of Residential Units	每個住宅物業之不分割份數/管理份數 Undivided Shares / Management Shares of Each Residential Property	總不分割份數/管理份數 Undivided Shares / Management Shares Sub Total
T6	3/F-32/F	A	26	173	4498
		B	26	160	4160
	33/F, 35/F	A	1	261	261
		B	1	224	224
T8	3/F-32/F	A	26	126	3276
		B	26	120	3120
	3, 7/F	C	2	86	172
	10, 15, 18, 21, 25, 28/F	C	6	85	510
	5, 8, 11, 16, 19, 22, 26, 29/F	C	8	103	824
	31/F	C	1	124	124
	33/F, 35/F	A	1	231	231
		B	1	228	228
T9	3/F-32/F	A	26	118	3068
		B	26	144	3744
	3/F	C	1	78	78
	5/F	C	1	57	57
	6/F - 7/F	C	2	56	112
	8/F - 30/F	C	20	55	1100
	31/F	C	1	83	83
	33/F, 35/F	A	1	222	222
		B	1	205	205

不設4樓、13樓、14樓、24樓及34樓。

備註：

1. 分配予發展項目各住宅物業之不分割份數為一分數，其分子即上表所列之不分割份數數目，其分母為60890，即發展項目不分割份數總數。
2. 發展項目管理份數總數為60880。

4/F, 13/F, 14/F, 24/F, 34/F are omitted.

Notes:

1. The number of undivided shares allocated to a residential property in the Development is in the form of a fraction. The numerator of that fraction is the number of undivided shares given in the table above. The denominator of that fraction, being 60890, is the total number of undivided shares of the Development.
2. The total number of management shares in the Development is 60880.

- 發展項目在其上建興之土地之「批地文件」指註冊及存放於土地註冊處的賣地條件20050（經日期為2010年5月28日及於土地註冊處以備忘編號10060403440075註冊的批約修訂書變更改）。
- 發展項目建於香港仔內地段451號。
- 土地批出年期為50年，由2007年10月15日起計。
  - (a) 除下文(b)段另有規定，該土地或其任何部份或其上任何建築物只可作非工業（不包括貨倉、油站及酒店）用途。
  - (b) 該土地上任何建築物或其部份只可作以下用途：
    - (i) 建築物最底三層（包括任何地庫層）只可作非工業（不包括貨倉、油站及酒店）用途，下文(b)(iii)段另有規定除外；
    - (ii) 其他各層，除下文(b)(iii)段另有規定外，只可作私人住宅用途；及
    - (iii) 任何地庫層只可作非工業（不包括貨倉、油站、酒店及私人住宅）用途
- 按規定須興建並提供予政府或供公眾使用的設施：不適用
- 有關承授人在該土地內外鋪設、塑造或作環境美化的任何範圍，或興建或維持任何構築物或設施的責任：
  - (a) 須於2013年6月30日或之前完成發展項目及使其適宜佔用。（註：該建築契諾已告符合。）
  - b) 承授人須於上述賣地條件日期後24個公曆月內自費以地政總署署長（「署長」）批准的方式、材料和標準、水平路線及設計：
    - (i) 鋪設及塑造在批地文件附圖以綠色標出的未來道路的部分（「綠色範圍」）；及
    - (ii) 提供及建造署長可全權決定下要求的橋樑、隧道、高架道路、地下通道、暗渠、高架橋、天橋、行人道、道路、停車處或其他構築物（下文中統稱「該等構築物」）
- 以便建築、車輛和行人交通於綠色範圍上進行，至使署長在各方面滿意。
- (c) 承授人須於上述賣地條件日期後24個公曆月內於綠色範圍內自費鋪設路面、路緣和渠道，及按署長要求提供電纜、溝渠、污水渠、排水渠、經管道接駁自來水的消防栓、路燈、交通標誌、街道設施和道路標記，至使署長在各方面滿意。
- (d) 承授人須自費保養綠色範圍及該等構築物，及其內或其上興建、裝設及提供之所有構築物、路面、電纜、溝渠、污水渠、排水渠、消防栓、公用設施、路燈、交通標誌、街道設施、道路標記及機械設備，至使署長在各方面滿意，直至該範圍的管有權按批地文件交還政府或該範圍按批地文件交回政府。
- (e) 發展項目有按已批核之園境設計總圖進行的環境美化工程，未經署長書面同意不得修訂、更改、改動、變更或取代。業主須自費管理及維修該等環境美化工程，達安全、清潔、整齊、整潔、實用和健康的狀態，並使署長滿意。
- 土地內之康樂設施的興建、種類、大小及設計等須經署長事先書面批准。該等康樂設施只供發展項目的住客及其真實訪客使用。業主須自費負責康樂設施的運作及保養，至使署長滿意的程度。
- 未經署長事先批准，不得移除或干擾該地段或其周圍所生長的樹木；如地政總署署長發出批准，可以附加他認為合適之條件（例如移植、補償美化或重新種植）。
- 地契文件特別條件第(21)(a)(i)條所指之「住用停車位」只可用作停泊按《道路交通條例》獲發牌及屬於發展項目住客或佔用人或其真實賓客、訪客或所邀請者之車輛。
- 地契文件特別條件第(21)(d)(ii)條所指之「電單車停車位」只可用作停泊按《道路交通條例》獲發牌及屬於發展項目住客或佔用人或其真實賓客、訪客或所邀請者之電單車。
- 上述之住用停車位及電單車停車位不得：
  - (a) 用作儲存、展示或展覽供出售或其他用途的車輛；
  - (b) 轉讓，除非連同發展項目住宅單位一同轉讓或轉讓予已為該等單位業主之人士；及
  - (c) 出租，除非出租予發展項目的住客。
- 現存有一渠務保留地，該渠務保留地在批地文件附圖以粉紅色加黑斜線並註明“D.R.”標出（「粉紅色加黑斜線範圍」）。署長及其人員、承辦商或其工人（下文中統稱「獲授權人士」）有權帶同或不帶同工具、裝備、機械設備、機器或車輛於任何時間無阻地進出或穿越地段以鋪設、檢視、修理和保養署長可要求或授權之穿越粉紅色加黑斜線範圍或在其下之渠務設施及其他裝備（「公用事業設施」）。當署長認為粉紅色加黑斜線範圍內有物件或物料可能導致公用事業設施受阻或超出負荷，署長可要求業主移除或清拆該物件或物料及將粉紅色加黑斜線範圍回復原狀。除將因行使上述權利及權力而開挖之坑道還原，政府及獲授權人士無需就所導致業主或業主蒙受之任何損失、損毀、滋擾或騷擾承擔責任。
- 倘若業主未能或忽略履行、遵守或符合地契文件任何條款，政府有權收回土地或其任何部分及取回其管有權，而地契文件及業主在地契文件下之權利將告終止，唯政府因任何地契文件條款之違反、不履行或不遵守而有之權利、濟助及申索將不受影響，且業主無權獲退回任何地價或獲發任何賠償。

- The “Land Grant” of the land on which the Development is constructed is the Agreement and Conditions of Sale registered and deposited in the Land Registry as Conditions of Sale No. 20050 as varied and modified by a Modification Letter dated 28 May 2010 and registered in the Land Registry by Memorial No. 10060403440075.
- The Development is constructed on Aberdeen Inland Lot No.451.
- The Land is granted for a term of 50 years from 15 October 2007.
  - (a) Subject to (b) below, that land or any part thereof or any building(s) thereon shall not be used for any purpose other than for non-industrial (excluding godown, petrol filling station and hotel) purposes.
  - (b) Any building or part of any building on that land shall not be used for any purpose other than as to:
    - (i) the lowest three floors including any basement floor, for non-industrial (excluding godown, petrol filling station and hotel) purposes subject to (b)(iii) below;
    - (ii) all other floors, subject to (b)(iii) below, for private residential purposes; and
    - (iii) any basement floor, for non-industrial (excluding godown, hotel, petrol filling station and residential purposes).
- Facilities that are required to be constructed and provided for the Government, or for public use: not applicable
- The grantee’s obligations to lay, form or landscape any areas, or to construct or maintain any structures or facilities, within or outside that land:
  - (a) The Development is required to be completed and made fit for occupation on or before 30 June 2013. (Note: That building covenant has been complied with.)
  - (b) The grantee shall within 24 calendar months from the date of the said Agreement and Conditions of Sale at

his own expense, in such manner, with such materials and to such standards, levels, alignment and design as the Director of Lands (the “Director”) shall approve and in all respects to the satisfaction of the Director:

- (i) lay and form those portions of future public roads shown coloured green on the plan annexed to the Land Grant (the “Green Area”); and
  - (ii) provide and construct such bridges, tunnels, over-passes, under-passes, culverts, viaducts, flyovers, pavements, roads, lay-bys or such other structures as the Director in his sole discretion may require (hereinafter collectively referred to as “the Structures”)
- so that building, vehicular and pedestrian traffic may be carried on the Green Area.
- (c) The grantee shall within 24 calendar months from the date of the said Agreement and Conditions of Sale at his own expense and in all respects to the satisfaction of the Director, surface, kerb and channel the Green Area and provide the same with such cables, gullies, sewers, drains, fire hydrants with pipes connected to water mains, street lights, traffic signs, street furniture and road markings as the Director may require.
  - (d) The grantee shall maintain at his own expense the Green Area together with the Structures and all structures, surfaces, cables, gullies, sewers, drains, fire hydrants, services, street lights, traffic signs, street furniture, road markings and plant constructed, installed and provided thereon or therein in all respects to the satisfaction of the Director until such time when possession of the same has been redelivered to the Government or the same has been surrendered to the Government in accordance with the Land Grant.
  - (e) There are landscaped works in the Development carried out in accordance with the approved landscape master

plan, which shall not be amended, varied, altered, modified or substituted without prior written consent of the Director. Owners shall at their own expense keep and maintain the landscaped works in a safe, clean, neat, tidy, functional and healthy condition to the satisfaction of the Director.


- The Recreational Facilities are provided inside the Land, whose construction, type, size, design, etc. shall be subject to the prior written approval of the Director. Such Recreational Facilities shall only be used by the residents of the Development and their bona fide visitors. Owners shall at their own expense maintain and operate the Recreational Facilities to the satisfaction of the Director.
- No tree growing on or adjacent to the Land can be removed or interfered without the prior written consent of the Director. If the Director consents, he may impose such conditions as he may deem appropriate (such as transplanting, compensatory landscaping or replanting).
- The “Residential Parking Spaces” as referred to in Special Condition No.(21)(a)(i) of the Land Grant shall only be used for parking of motor vehicles licensed under the Road Traffic Ordinance and belonging to the residents of the Development and their bona fide guests, visitors and invitees.
- The “Residential Motor Cycle Parking Spaces” as referred to in Special Condition No.(21)(d)(ii) of the Land Grant shall only be used for parking of motorcycles licensed under the Road Traffic Ordinance and belonging to the residents or occupiers of the Development and their bona fide guests, visitors or invitees.
- The Residential Parking Spaces and the Residential Motor Cycle Parking Spaces aforementioned shall not be:
  - (a) used for the storage, display or exhibiting of motor vehicles for sale or otherwise.
  - (b) assigned except together with a Residential Unit in the Development or to a person who is already the owner of such a flat; or
  - (c) underlet except to residents of the Development.

- There exists a drainage reserve shown coloured pink hatched black and marked “D.R.” on the plan annexed to the Land Grant (“the Pink Hatched Black Area”). The Director and his duly authorized officers, contractors, his or their workmen (hereinafter collectively referred to as “the authorized persons”) with or without tools, equipment, machinery or motor vehicles shall have the right of unrestricted ingress, egress and regress at all times to, from and through the lot for the purposes of laying, inspecting, repairing and maintaining drains, sewers, channels, drainage facilities and all other services running across, through or under the Pink Hatched Black Area (“the Utilities”) which the Director may require or authorize. Where in the opinion of the Director there is object or material within the Pink Hatched Black Area which may cause obstruction to access or excessive surcharge to the Utilities, the Director may call upon the owners, at their own expense and in all respects to the satisfaction of the Director, to remove or demolish such object or material and to reinstate the Pink Hatched Black Area. Save in respect of the reinstatement of any trench excavated in the exercise of the aforesaid rights and powers, the Government and the authorized persons shall have no liability in respect of any loss, damage, nuisance or disturbance whatsoever caused to or suffered by the owners.
- Should the Owners fail or neglect to perform, observe or comply with any of the conditions of the Land Grant, the Government shall be entitled to re-enter upon and take back possession of the Land or any part thereof and thereupon the Land Grant and the rights of the Owner thereunder shall absolutely cease and determine but without prejudice to the rights, remedies, claims of the Government in respect of any breach, non-observance or non-performance of the terms and conditions thereof, and in the event of re-entry by the Government the Owners shall not be entitled to any refund of the premium or any payment of compensation.



不適用

Not applicable



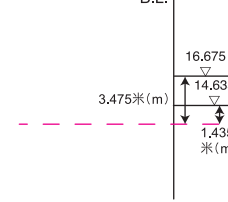
- (1) 特此建議買方聘用一間獨立的律師事務所（代表擁有人行事者除外），以在交易中代表買方行事。
- (2) 另：
  - (a) 如買方聘用上述的獨立的律師事務所，以在交易中代表買方行事，該律師事務所將會能夠向買方提供獨立意見；
  - (b) 如買方聘用代表擁有人行事的律師事務所同時代表買方行事，而擁有人與買方之間出現利益衝突 —
    - (i) 該律師事務所可能不能夠保障買方的利益；及
    - (ii) 買方可能要聘用一間獨立的律師事務所；及
  - (c) 如屬(b)(ii)段的情況，買方須支付的律師費用總數，可能高於如買方自一開始即聘用一間獨立的律師事務所便須支付的費用。

- (1) Purchasers are hereby recommended to instruct a separate firm of solicitors (other than that acting for the owner) to act for the purchaser in relation to the transaction.
- (2) Further:
  - (a) if the purchaser instructs such separate firm of solicitors to act for the purchaser in relation to the transaction, that firm will be able to give independent advice to the purchaser;
  - (b) if the purchaser instructs the firm of solicitors acting for the owner to act for the purchaser as well, and a conflict of interest arises between the owner and the purchaser –
    - (i) that firm may not be able to protect the purchaser's interests; and
    - (ii) the purchaser may have to instruct a separate firm of solicitors; and
  - (c) that in the case of paragraph (b)(ii), the total solicitors' fees payable by the purchaser may be higher than the fees that would have been payable if the purchaser had instructed a separate firm of solicitors in the first place.



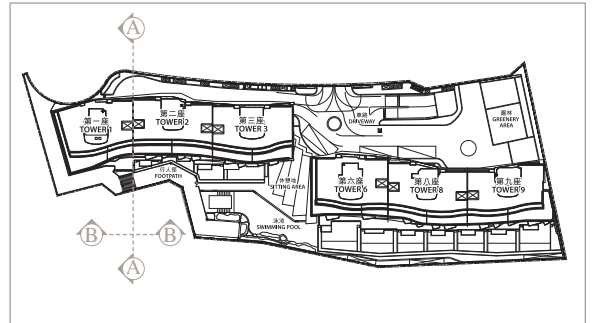
Tower 1 Section A-A


1. The part of Welfare Road adjacent to the building is 16.217 to 17.047 metres above the Hong Kong Principal Datum.
2. The part of Footpath adjacent to the building is 10.952 to 14.635 metres above the Hong Kong Principal Datum.
3. Dotted line denotes the lowest residential floor.



Tower 1 Section B-B

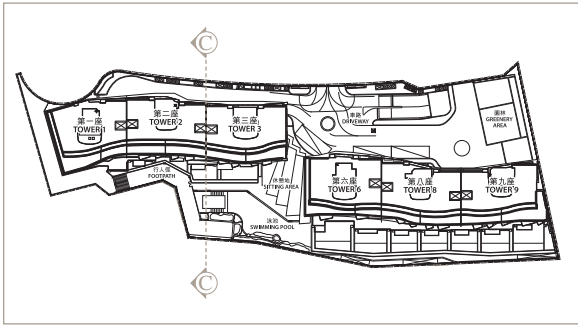
1. 毗連建築物的行人徑為香港主水平基準以上 14.635 至 16.675 米。
  2. 虛線為最低住宅樓層水平。
- 
1. The part of Footpath adjacent to the building is 14.635 to 16.675 metres above the Hong Kong Principal Datum.
  2. Dotted line denotes the lowest residential floor.





第二座 C-C 剖面圖

Tower 2 Section C-C



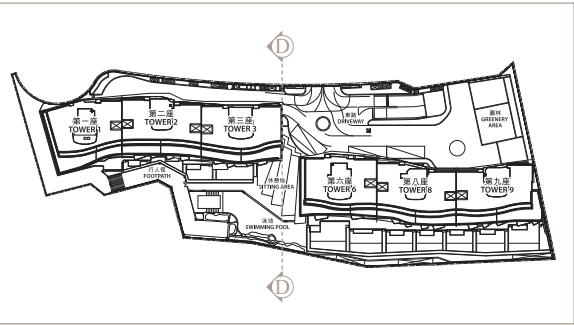
- 毗連建築物的惠福道為香港主水平基準以上 16.217 至 16.437 米。
- 毗連建築物的行人徑為香港主水平基準以上 8.75 至 10.952 米。
- 虛線為最低住宅樓層水平。

- The part of Welfare Road adjacent to the building is 16.217 to 16.437 metres above the Hong Kong Principal Datum.
- The part of Footpath adjacent to the building is 8.75 to 10.952 metres above the Hong Kong Principal Datum.
- Dotted line denotes the lowest residential floor.




第三座 D-D 剖面圖

Tower 3 Section D-D

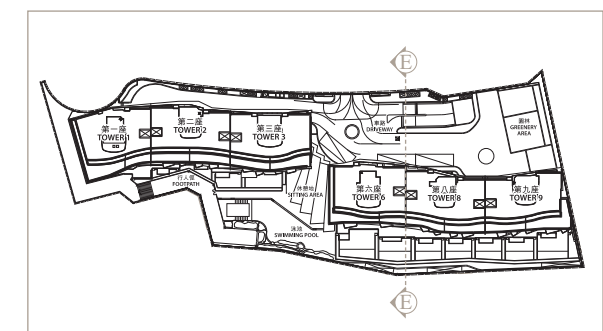


- 毗連建築物的惠福道為香港主水平基準以上 16.437 至 16.611 米。
- 虛線為最低住宅樓層水平。

- The part of Welfare Road adjacent to the building is 16.437 to 16.611 metres above the Hong Kong Principal Datum.
- Dotted line denotes the lowest residential floor.




第六座 E-E 剖面圖  
Tower 6 Section E-E



- 毗連建築物的惠福道為香港主水平基準以上 16.582 至 16.637 米。
- 虛線為最低住宅樓層水平。

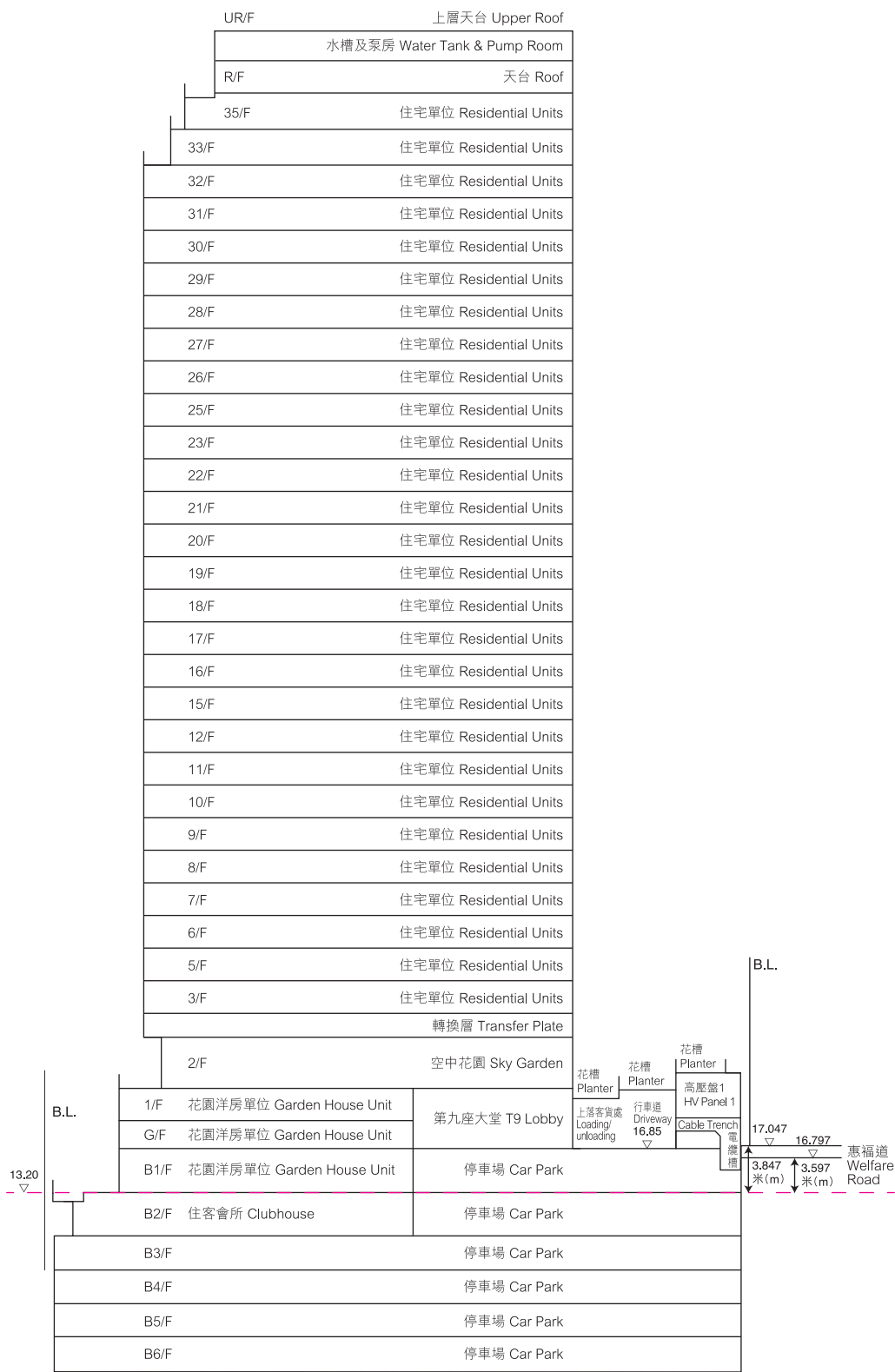
- The part of Welfare Road adjacent to the building is 16.582 to 16.637 metres above the Hong Kong Principal Datum.
- Dotted line denotes the lowest residential floor.



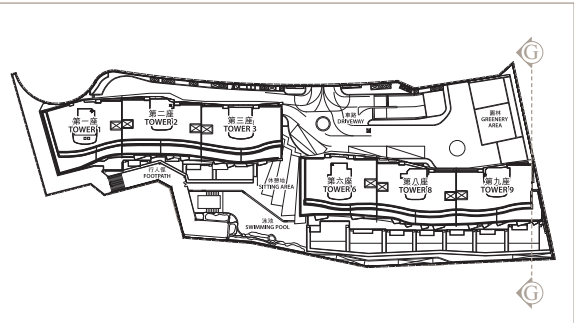
第八座 F-F 剖面圖  
Tower 8 Section F-F

- 毗連建築物的惠福道為香港主水平基準以上 16.637 至 16.797 米。
- 虛線為最低住宅樓層水平。

- The part of Welfare Road adjacent to the building is 16.637 to 16.797 metres above the Hong Kong Principal Datum.
- Dotted line denotes the lowest residential floor.



第九座 G-G 剖面圖  
Tower 9 Section G-G



- 毗連建築物的惠福道為香港主水平基準以上 16.797 至 17.047 米。
  - 虛線為最低住宅樓層水平。
- 
- The part of Welfare Road adjacent to the building is 16.797 to 17.047 metres above the Hong Kong Principal Datum.
  - Dotted line denotes the lowest residential floor.

# 立面圖 Elevation Plan



南面立面圖  
South Elevation

認可人士已經證明該等立面：

- (a) 以2012年3月22日的情況為準的發展項目的經批准的建築圖則為基礎擬備；及
- (b) 大致上與發展項目的外觀一致。

It has been certified by the Authorized Persons that the elevations:

- (a) are prepared on the basis of the approved building plans for the Development as of 22 March 2012; and
- (b) are in general accordance with the outward appearance of the Development.



北面立面圖  
North Elevation

認可人士已經證明該等立面：

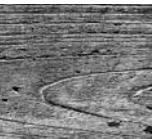
(a) 以2012年3月22日的情況為準的發展項目的經批准的建築圖則為基礎擬備；及

(b) 大致上與發展項目的外觀一致。

It has been certified by the Authorized Persons that the elevations:


(a) are prepared on the basis of the approved building plans for the Development as of 22 March 2012; and

(b) are in general accordance with the outward appearance of the Development.



第九座  
Tower 9

第三座  
Tower 3



西面圖  
West Elevation

第一座  
Tower 1

第六座  
Tower 6



東面圖  
East Elevation

認可人士已經證明該等立面：

- (a) 以2012年3月22日的情況為準的發展項目的經批准的建築圖則為基礎擬備；及
- (b) 大致上與發展項目的外觀一致。

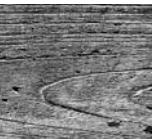
It has been certified by the Authorized Persons that the elevations:

- (a) are prepared on the basis of the approved building plans for the Development as of 22 March 2012; and
- (b) are in general accordance with the outward appearance of the Development.



	有蓋 Covered		露天 Uncovered		總面積 Total Area	
	平方米 sq. m.	平方呎 sq. ft.	平方米 sq. m.	平方呎 sq. ft.	平方米 sq. m.	平方呎 sq. ft.
住客會所(包括供住客使用的任何康樂設施) Residents' Clubhouse (including any recreational facilities for resident's use)	2949.377	31747	474.627	5109	3424.004	36856
位於發展項目中的建築物的天台或在天台和最低一層住宅樓層之間的任何一層的、供住客使用的公用花園或遊樂地方 (不論是稱為公用空中花園或有其他名稱) Communal garden or play area for residents' use on the roof, or on any floor between the roof and the lowest residential floor, of a building in the Development (whether known as a communal sky garden or otherwise)	2067.732	22257	-	-	2067.732	22257
位於發展項目中的建築物的最低一層住宅樓層以下的、供住客使用的公用花園或遊樂地方 (不論是稱為有蓋及園景的遊樂場或有其他名稱) Communal garden or play area for residents' use below the lowest residential floor of a building in the Development (whether known as a covered and landscaped play area or otherwise)	-	-	-	-	-	-

註： 以平方呎顯示之面積均依據1平方米 = 10.764 平方呎換算，並以四捨五入至整數。  
Note: Areas in square feet are converted at a rate of 1 square metre to 10.764 square feet and rounded off to nearest square foot.



# 閱覽圖則及公契 Inspection of Plans and Deed of Mutual Covenant

- 1. 關於發展項目的分區計劃大綱圖的文本供閱覽的互聯網網站的網址為：[www.ozp.tpb.gov.hk](http://www.ozp.tpb.gov.hk)。
- 2. 發展項目已簽立的公契的文本存放在住宅物業的售樓處，以供閱覽。無須為閱覽付費。

- 1. The address of the website on which a copy of the outline zoning plan relating to the Development is available is: [www.ozp.tpb.gov.hk](http://www.ozp.tpb.gov.hk)
- 2. A copy of the deed of mutual covenant in respect of the Development that has been executed is available for inspection at the place at which the residential properties are offered to be sold. The inspection is free of charge.



1. 外部裝修物料

- (a) 外牆

大廈外牆鋪砌玻璃幕牆，玻璃裝飾板和氟化炭噴塗層裝飾鋁板。
- (b) 窗

氟化炭噴塗鋁窗框配低輻射鍍膜中空玻璃或單片鋼化清玻璃。
- (c) 窗台

窗台用料為鋼筋混凝土及鋁質窗框配以單片強化清玻璃。窗台板以天然石材鋪砌。
- (d) 花槽

鋪砌天然石材或瓷磚。
- (e) 陽台或露台

地台鋪砌天然石材，裝設玻璃欄杆，並採用鋁質假天花。露台為有蓋，部份有蓋或無蓋，分佈如下：

有蓋露台單位	第1,2,3,6,8,9座3至31樓所有單位及第1座32樓A單位
部份有蓋露台單位	第1座32樓B單位，第3座32樓A, B單位，第6座32樓B單位及第8座32樓A單位
無蓋露台單位	第2座32樓A, B單位，第6座32樓A單位，第8座32樓B單位，第9座32樓A, B單位及所有花園洋房單位

- (f) 乾衣設施

不適用。

2. 室內裝修物料

- (a) 大堂

地下入口大堂

- 地台鋪砌天然石材，牆身有天然石材或玻璃裝飾及／或木製裝飾。
  - 假天花採用石膏板。

會所升降機大堂

- 地台鋪砌天然石材。
  - 牆身有天然石材及／或玻璃裝飾及／或木製裝飾。
  - 假天花採用石膏板。

各座住宅入口大堂

- 地台鋪砌天然石材。
  - 牆身有天然石材及／或玻璃裝飾及／或木製裝飾。
  - 假天花採用石膏板。

住宅升降機大堂

- 地台鋪砌天然石材。
  - 牆身有天然石材及／或玻璃裝飾及／或木製裝飾及／或皮製裝飾。
  - 假天花採用石膏板。
- (b) 內牆及天花板

客／飯廳，睡房

- 內牆及天花髹乳膠漆，部份客／飯廳及睡房內設有假陣，以下單位除外：

單位	內牆用料	天花板用料	部份客／飯廳及睡房用料
第3座33樓及35樓複式B單位	木飾面及玻璃	乳膠漆	木飾面及布飾面，設有假天花
花園洋房單位10號	木飾面	乳膠漆	天然石材及設有假天花
花園洋房單位9號	木飾面及玻璃	乳膠漆	木飾面及布飾面，設有假天花
花園洋房單位2號	髹乳膠漆，並於部份牆身貼有牆紙	乳膠漆	設有假陣，牆身貼有牆紙

(c) 內部地板

客／飯廳

- 鋪砌木地板及木腳線，以下單位除外：

單位	客／飯廳用料
第3座33樓及35樓複式B單位	天然石材及不銹鋼腳線
花園洋房單位10號	天然石材及木腳線
花園洋房單位9號	天然石材及不銹鋼腳線

睡房

- 木地板及木腳線，以下單位除外：

單位	睡房用料
第3座33樓及35樓複式B單位	天然石材或地毯及不銹鋼腳線
花園洋房單位10號	木地板及木腳線及地毯
花園洋房單位9號	鋪設羊毛（混絲）地毯及不銹鋼腳線

(d) 浴室

- 牆身鋪砌天然石材或進口玻璃裝飾至假天花底。
- 假天花採用石膏板。
- 地台鋪砌天然石材。

(e) 廚房

- 牆身鋪砌天然石材至假天花底，部份櫃背之牆身鋪砌白色瓷磚，假天花為石膏板及鋁板，地板以天然石鋪砌（廚柜底除外），灶台以人造石鋪砌。

3. 室內裝置

(a) 門

住宅單位大門

- 採用木面實心木門，配相稱木門框及裝飾封口線，並裝妥門鎖，暗氣鼓及防盜眼。

睡房

- 裝有木面木門，木門框及裝飾封口線配門鎖，以下單位除外：

單位	睡房用料
第3座33樓及35樓複式B單位	木面木門、木門框及裝飾封口線配門鎖。裝有玻璃門，不銹鋼門框

廚房

- 木面實心木門裝有耐火玻璃，木門框及裝飾封口線配門鎖，以下單位除外：

單位	廚房用料
花園洋房單位9號	玻璃門配不銹鋼門框、裝飾封口線

浴室

- 裝有木面實心木門或玻璃門配門框、裝飾封口線、百葉及門鎖，以下單位除外：

單位	浴室用料
第3座33樓及35樓複式B單位	木面實心木門、木面門或玻璃門配木門框或不銹鋼門框、裝飾封口線、百葉及門鎖
花園洋房單位9號	化妝室為木面實心木門，其他門為玻璃門配不銹鋼門框、裝飾封口線及門鎖



(b) 浴室

冷熱日用水供水喉全部採用銅管。裝置及設備為陶瓷或人造石或環氧樹脂製造的洗手盆，陶瓷座廁，部份座廁為掛牆式設計，鍍鉻色洗手盆水龍頭及花灑套裝、浴缸用料為環氧樹脂或亞克力纖維製造(1700毫米長x750毫米闊x460毫米深或1400毫米長x1400毫米闊x560毫米深或1800毫米長x800毫米闊x460毫米深或1700毫米長x700毫米闊x460毫米深(部份主人浴室)，1500毫米長x700毫米闊x440毫米深及或1600毫米長x700毫米闊x460毫米深(部份浴室))、鍍鉻色毛巾桿及鍍鉻色廁紙架，鏡櫃(由鏡及木組成)。另請參考「設備表」，以下單位除外：

單位	主人浴室浴缸尺寸	部份浴室浴缸尺寸
第3座33樓及35樓複式B單位	1810毫米長 x 900毫米闊 x 480毫米深	1600毫米長 x 700毫米闊 x 460毫米深
花園洋房單位9號	1900毫米 x 950毫米闊 x 443毫米深	1600毫米 x 700毫米闊 x 460毫米深

(c) 廚房

冷熱日用水供水喉全部採用銅管。廚櫃組合採用木飾面或光面烤漆面板。頂層複式單位及花園洋房單位的廚櫃組合採用木紋飾面光亮面板及磨砂玻璃面板。裝有不銹鋼洗滌盆。另請參考「設備表」。

(d) 睡房

無。

(e) 電話

客/飯廳及所有睡房均裝設有電話插座。接駁點的位置及數目見「機電裝置平面圖」。

(f) 天線

客/飯廳及所有睡房均裝設有公用電視天線插座及收音機天線插座。接駁點的位置及數目見「機電裝置平面圖」。

(g) 電力裝置

裝設入牆暗線燈位及插座(提供三相電力並裝妥微型斷路器配電箱)。電插座及空調機接駁點的位置及數目見「機電裝置平面圖」。

(h) 氣體供應

類型、系統及位置：煤氣供應。廚房安裝煤氣喉接駁即熱式熱水爐及煤氣煮食爐。位置見「機電裝置平面圖」。

(i) 洗衣機接駁點

洗衣機連入水及去水接駁點設於廚房/士多房內。洗衣機來水接駁喉位(其設計為直徑15毫米)及去水接駁喉位(其設計為直徑40毫米)。接駁點的位置見「機電裝置平面圖」。

(j) 供水

水喉

- 銅喉提供冷、熱水。
- 供水喉採用暗喉藏於非主力牆牆身或置於假天花/假陣/裝飾板/櫃內。
- 有熱水供應。

4. 雜項

- (a) 升降機\*
- 每座設有2部「三菱」升降機(型號GPM-4M)到達第1、2、3、6、8及9座，B6/至33/F。
  - 每座設有1部「三菱」升降機(型號GPS-5L)到達第1、2、3、6、8及9座，B6/至33/F。
  - 住客會所設有1部「三菱」升降機(型號ELENESA GPQ-4)到達住客會所B4/F、B2/F、B1/F、G/F。
  - 住客會所另設有1部「三菱」升降機(型號ELENESA GPQ-4)到達住客會所B4/F、B2/F、B1/F、G/F、2/F。
  - 垃圾及物料回收房設有1部「三菱」升降機(型號ELENESA GPQ-4)到達垃圾及物料回收房B3/F、G/F。

(b) 信箱

分層單位及複式單位將設有不銹鋼信箱。花園洋房設有不銹鋼信箱。

(c) 垃圾收集

每層住宅樓設有垃圾及物料回收室，並會運送往地庫3層及地下之垃圾及物料回收房。

(d) 水錶、電錶及氣體錶

水，電量錶

- 各住宅單位之獨立水，電錶均設於水錶房及電錶房內。

煤氣錶

- 各住宅單位裝有獨立氣體錶，位置請參考「機電裝置平面圖」。

5. 保安設施

- 地下入口大堂及各座住宅入口大堂均設有閉路電視照相機連樓保安控制室或有關升降機大堂之保安櫃位。屋苑內裝有訪客對講機及智能卡。
- 各單位設有視像對講機，位置請參考「機電裝置平面圖」。

6. 設備\*

請參閱下表

\* 賣方承諾如該項目中沒有安裝指明的品牌名稱或產品型號的升降機或設備，便會安裝品質相若的升降機或設備。



1. Exterior finishes

- (a) External Wall  
Curtain wall, glass claddings and aluminium claddings finished with fluorocarbon coating at major tower façades.
- (b) Window  
Aluminium window frames (with fluorocarbon coating) with either insulated glass with low-emissivity coating, or clear single pane tempered glass.
- (c) Bay window  
The material of bay windows is reinforced concrete, with aluminium window frame fitted with clear single pane tempered glass. Bay window sill is finished with natural stone.
- (d) Planter  
All planters finished with natural stone or tiles.
- (e) Verandah or balcony  
Floor to be finished with natural stone. Glass balustrade, aluminium false ceiling. Balconies are covered, partially covered or non-covered, as provided below :

Covered Balconies units	All Units on 3/F to 31/F of Towers 1, 2, 3, 6, 8 and 9 and Unit A on 32/F of Tower 1
Partially Covered Balconies units	Unit B on 32/F of Tower 1, Units A and B on 32/F of Tower 3, Unit B on 32/F of Tower 6, Unit A on 32/F of Tower 8
Non-covered Balconies units	Units A and B on 32/F of Tower 2, Unit A on 32/F of Tower 6, Unit B on 32/F of Tower 8, Units A and B on 32/F of Tower 9 and all Garden House Units

- (f) Drying facilities for clothing  
Nil.

2. Interior finishes

- (a) Lobby  
Main Entrance Lobby at Ground Floor Level
- Internal floor finished with natural stone.
  - Internal walls decorated by natural stone and/or glass feature wall and/or timber veneered panel.
  - False ceiling fitted with gypsum board.
- Clubhouse Lift Lobby at Ground Floor Level
- Internal floor finished with natural stone.
  - Internal walls decorated by natural stone and/or glass feature wall and/or timber veneered panel.
  - False ceiling fitted with gypsum board.
- Residential Tower's Lift Lobby at Ground Floor Level
- Internal floor finished with natural stone.
  - Internal walls decorated by natural stone and/or glass feature wall and/or timber veneered panel.
  - False ceiling fitted with gypsum board.
- Typical Residential Lift Lobby
- Internal floor finished with natural stone.
  - Internal walls decorated by natural stone and/or glass feature wall and/or timber veneered panel and/or leather panel.
  - False ceiling fitted with gypsum board.

- (b) Internal wall and ceiling

- (c) Internal floor

- (d) Bathroom

- (e) Kitchen

3. Interior fittings

- (a) Doors

Living/Dining Rooms, Bedrooms

- Plastered walls and ceilings are finished with emulsion paint, some areas are equipped with bulkhead, with the exception of the following units

Unit	Wall	Ceiling	Living/Dining Room (some area)
Tower 3 33/F & 35/F Unit B	Wood veneer and glass	Emulsion paint	Wood veneer and fabric and false ceiling
Garden House Unit No.10	Wood veneer	Emulsion paint	Natural stone and false ceiling
Garden House Unit No.9	Wood veneer and glass	Emulsion paint	Wood veneer and fabric and false ceiling
Garden House Unit No.2	With emulsion paint, and some areas are with wallpaper finishes	Emulsion paint	Equipped with bulkhead and with wallpaper finishes

Living/Dining Rooms

- Timber flooring and timber skirting, with the exception of the following units:

Unit	Finishes
Tower 3 33/F & 35/F Unit B	Natural stone and stainless steel skirting
Garden House Unit No.10	Natural stone flooring and timber skirting
Garden House Unit No.9	Natural stone flooring and stainless steel skirting

Bedrooms

- Timber flooring and timber skirting, with the exception of the following units:

Unit	Finishes
Tower 3 33/F & 35/F Unit B	Natural stone or carpet and stainless steel skirting
Garden House Unit No.10	Timber flooring and timber skirting and carpet
Garden House Unit No.9	Wool with viscose wall to wall carpet and stainless steel skirting

- Natural stone or imported decorative glass feature wall finishes for wall up to false ceiling.
- False ceiling fitted with gypsum board.
- Natural stone finishes on the floor.

- Natural stone finishes for wall up to false ceiling level at exposed area. Walls behind kitchen cabinets are finished with white ceramic tiles. Gypsum board and aluminum false ceiling. Floor (except those areas covered by the kitchen cabinet) to be finished with natural stone. Cooking bench is fitted with artificial stone.

Main Entrance

- Timber veneered solid core wooden door with matching door frame and decorative architrave. Fitted with locksets, concealed closers, and magic eye viewer.

Bedroom

- Timber veneered hollow core wooden doors with door frame and decorative architrave, fitted with locksets, with the exception of the following units:

Unit	Finishes
Tower 3 33/F & 35/F Unit B	Timber veneered hollow core wooden doors with door frame and decorative architrave, fitted with locksets. Glass door, stainless steel door frame

Kitchen

- Timber veneered solid core wooden door with fire resistant glass, and with door frame and decorative architrave, fitted with locksets, with the exception of the following units:

Unit	Finishes
Garden House Unit No.9	Glass door with stainless steel door frame, decorative architrave.

Bathroom

- Timber veneered solid core/glass door with door frame, decorative architrave and louver, fitted with locksets, with the exception of the following units:

Unit	Finishes
Tower 3 33/F & 35/F Unit B	Timber veneered solid core/hollow core wooden doors/glass door with wood or stainless steel door frame, decorative architrave and louver, fitted with locksets
Garden House Unit No.9	Timber veneered solid core/solid hardwood door in dressing room/glass door with stainless steel door frame, decorative architrave, fitted with locksets.

Copper pipes are adopted for cold and hot water supply system, Fittings and equipment: epoxy resins or reinforced marble or vitreous china Water Basin, vitreous china Water Closet. Part of Water Closet is wall hung design. Chrome plated Basin Mixer and Shower Set, epoxy resins or acrylic Bathtub (1700mm L x 750mm W x 460mm D or 1400mm L x 1400mm W x 560mm D or 1800mm L x 800mm W x 460mm D or 1700mm L x 700mm W x 460mm D (Part of Master Bathroom), 1500mm L x 700mm W x 440mm D and or 1600mm L x 700mm W x 460mm D (Part of Bathroom)), Chrome plated towel rail and Chrome plated paper holder, mirror cabinet (made of mirror and wood). Please also refer to “Table of Appliances”, with the exception of the following units:

Unit	Master Bathroom Bathtub Size	Part of Bathroom Bathtub Size
Tower 3 33/F & 35/F Unit B	1810mm L x 900mm W x 480mm D	1600mm L x 700mm W x 460mm D
Garden House Unit No.9	1900mm L x 950mm W x 443mm D	1600mm L x 700mm W x 460mm D

Copper pipes are adopted for cold and hot water supply system. Fitted with wooden cabinet or cabinet of high gloss acrylic coated finish. For Duplex Units and Garden House Units, fitted with wooden cabinet of wooden grain high gloss finished door panel and frosted glass finished door panel. Stainless steel sink. Please also refer to “Table of Appliances”.

Nil.

Telephone point is installed at all living/dining rooms and all bedrooms. For location and number of connection points, please refer to “Mechanical & Electrical Provision Plans”

Communal TV/FM points are installed at all living/dining rooms and all bedrooms. For location and number of connection points, please refer to “Mechanical & Electrical Provision Plans”

Concealed conduit and/or conduit wiring and lighting and power point. (Three phase electricity power supply with miniature circuit breakers distribution boards are provided). For location and number of connection points of power points and air-conditioner points, please refer to “Mechanical & Electrical Provision Plans”

(h) Gas supply

Type, system and location: Town Gas Supply. Town gas pipes are installed at kitchen for water heater and gas cooker. For location, please refer to “Mechanical & Electrical Provision Plans”

(i) Washing machine connection point

Water supply and drainage connection for washing machine are located in kitchen/store room. Water point of a design of 15mm in diameter and drain point of a design of 40mm in diameter are provided for washing machine. For location for connection points, please refer to “Mechanical & Electrical Provision Plans”

(j) Water supply

Pipes

- Copper water pipes are installed for hot and cold water supply.
- Water pipes are concealed in non-structured wall or enclosed in false ceiling/bulkheads/claddings/cabinets.
- Hot water is available.

4. Miscellaneous

(a) Lifts\*

- Served by 2 Nos. of “Mitsubishi” lifts (Model No.: GPM-4M) at Residential Towers 1, 2, 3, 6, 8 and 9 from B6/F to 33/F.
- Served by 1 No. of “Mitsubishi” lift (Model No.: GPS-5L) at Residential Towers 1, 2, 3, 6, 8 and 9 from B6/F to 33/F.
- Served by 1 No. of “Mitsubishi” lift (Model No.: ELENESSA GPQ-4) at Clubhouse for B4/F, B2/F, B1/F and G/F.
- Served by 1 No. of “Mitsubishi” lift (Model No.: ELENESSA GPQ-4) at Clubhouse for B4/F, B2/F, B1/F, G/F and 2/F.
- Served by 1 No. of “Mitsubishi” lift (Model No.: ELENESSA GPQ-4) at Refuse Storage & Material Recovery Chamber for B3/F and G/F.

(b) Letter box

Stainless steel letter boxes will be provided for Apartments and Duplex Units. Stainless steel letter boxes for Garden House Units.

(c) Refuse collection

Refuse Storage and Material Recovery Room is provided at each floor. Refuse will be collected and centrally handled at the G/F and B3/F Refuse Storage and Material Recovery Chamber.

(d) Water meter, electricity meter and gas meter

Water/Electricity Meter

- Separate meters for water supply and electricity supply in Water Meter Room and Electricity Meter Room respectively.

Gas Meter

- Separate gas meter is installed for each unit. For the locations please refer to “Mechanical & Electrical Provision Plans”.

5. Security facilities

- CCTV cameras are provided at main entrance and respective residential tower’s entrance lobbies monitored at the caretaker office or respective caretaker counters at ground floor entrance lobby. Visitor intercom panel and smart card reader are provided at the Development.
- Each unit is equipped with a video doorphone panel. For the locations please refer to “Mechanical & Electrical Provision Plans”.

6. Appliances\*

Please see table below

\* The Vendor undertakes that if lifts or appliances of the specified brand name or model number are not installed in the development, lifts or appliances of comparable quality will be installed.



設備表 Table of Appliances

座 TOWER	樓層 FLOOR	單位 UNIT
1	3-32/F	A

設備 Appliance	品牌名稱 Brand Name	設備型號 Model No.
廚房 KITCHEN		
雪櫃 Refrigerator (Wet Kitchen)	Smeg	CR322ANF
雪櫃 Refrigerator (Dry Kitchen)	Fisher & Paykel	RB90S64MK1W
焗爐 Oven	Miele	H5681BP
蒸爐 Steam Oven	Miele	DG5080
食物暖機 Food Warmer	Miele	ESW5080-29
電煮食爐 Induction Cooking Hob	Miele	CS1222 I
煤氣煮食爐 Gas Cooking Hob	Miele	CS1018 + CS1013
燒烤爐 BBQ Grill	Miele	CS1312BG
抽油煙機 Cookerhood	Miele	DA5320W + DA7000D
酒櫃 Wine Cellar	Miele	KWT4154UG-1
咖啡機 Coffee Maker	Miele	CVA5060
洗衣機 Washer	Miele	W5740
乾衣機 Dryer	Miele	T8822C
煤氣熱水爐 Gas Water Heater	TGC	NJW220TFQL
抽氣扇 Ventilation Fan	Ostberg	CK-200A-r
冷氣機 AIR-CONDITIONER		
客廳 / 飯廳 Living/Dining Room	Panasonic	S-56KA1E5 + U-6LA1E5-3
睡房 Bedroom <sup>#</sup>	Panasonic	S-56KA1E5 + U-6LA1E5-3
浴室 BATHROOM <sup>#</sup>		
液晶體電視機 LCD TV	Cristal	BKW171
抽氣扇 Ventilation Fan	Ostberg	CK-125A

座 TOWER	樓層 FLOOR	單位 UNIT
2, 3, 8	3, 7, 10, 15, 18, 21, 25, 28/F	C

設備 Appliance	品牌名稱 Brand Name	設備型號 Model No.
廚房 KITCHEN		
雪櫃 Refrigerator	Smeg	CR322ANF
蒸氣焗爐 Combination Steam Oven	Miele	DGC5080XL
煤氣煮食爐 Gas Cooking Hob	Miele	CS1018 + CS1013
抽油煙機 Cookerhood	Miele	DA3160
洗衣機 Washer	Miele	W5740
乾衣機 Dryer	Miele	T8822C
煤氣熱水爐 Gas Water Heater	TGC	NJW220TFQL
抽氣扇 Ventilation Fan	Ostberg	CK-150C-r
冷氣機 AIR-CONDITIONER		
客廳 / 飯廳 Living/Dining Room	Panasonic	CS-E28JKES + CU-E28JKES
睡房 Bedroom <sup>#</sup>	Panasonic	CS-PW24KKA + CU-PW24KKA
浴室 BATHROOM <sup>#</sup>		
抽氣扇 Ventilation Fan	Ostberg	CK-125A

座 TOWER	樓層 FLOOR	單位 UNIT
1	3-32/F	B
2, 8	3-32/F	A,B
3, 9	3-32/F	A

設備 Appliance	品牌名稱 Brand Name	設備型號 Model No.
廚房 KITCHEN		
雪櫃 Refrigerator	Smeg	FR315APL
冷凍櫃 Freezer	Smeg	VI100A
蒸氣焗爐 Combination Steam Oven	Miele	DGC5080XL
食物暖機 Food Warmer	Miele	ESW5080-14
煤氣煮食爐 Gas Cooking Hob	Miele	CS1018 + CS1013
抽油煙機 Cookerhood	Miele	DA5895W
洗衣機 Washer	Miele	W5740
乾衣機 Dryer	Miele	T8822C
煤氣熱水爐 Gas Water Heater	TGC	NJW220TFQL
抽氣扇 Ventilation Fan	Ostberg	CK-150C-r
冷氣機 AIR-CONDITIONER		
客廳 / 飯廳 Living/Dining Room	Panasonic	CS-PW24KKA + CU-PW24KKA / CS-PW18KKA + CU-PW18KKA / S-45KA1E5 + U-6LA1E5-3
睡房 Bedroom <sup>#</sup>	Panasonic	CS-PW24KKA + CU-PW24KKA / S-56KA1E5 + U-6LA1E5-3
浴室 BATHROOM <sup>#</sup>		
抽氣扇 Ventilation Fan	Ostberg	CK-125A

# 只適用於主人房。

# Only applicable to Master Bedroom.



座 TOWER	樓層 FLOOR	單位 UNIT
9	5-30/F	C

設備 Appliance	品牌名稱 Brand Name	設備型號 Model No.
廚房 KITCHEN		
雪櫃 Refrigerator	Smeg	FL227A
蒸爐 Steam Oven	Miele	DG3460
電煮食爐 Induction Cooking Hob	Miele	CS1212-li
抽油煙機 Cookerhood	Miele	DA3160
二合一洗衣乾衣機 2 in 1 Washer & Dryer	Miele	WT2789i
煤氣熱水爐 Gas Water Heater	TGC	NJW220TFQL
抽氣扇 Ventilation Fan	Ostberg	CK-150C-r
冷氣機 AIR-CONDITIONER		
客廳 / 飯廳 Living/Dining Room	Panasonic	CS-E28JKES CU-E28JKES
睡房 Bedroom <sup>#</sup>	Panasonic	CS-PW24KKA CU-PW24KKA
浴室 BATHROOM <sup>#</sup>		
抽氣扇 Ventilation Fan	Ostberg	CK-125A

座 TOWER	樓層 FLOOR	單位 UNIT
9	3/F	C

設備 Appliance	品牌名稱 Brand Name	設備型號 Model No.
廚房 KITCHEN		
雪櫃 Refrigerator	Smeg	FL227A
蒸爐 Steam Oven	Miele	DG3460
電煮食爐 Induction Cooking Hob	Miele	CS1212-li
抽油煙機 Cookerhood	Miele	DA3160
二合一洗衣乾衣機 2 in 1 Washer & Dryer	Miele	WT2789i
煤氣熱水爐 Gas Water Heater	TGC	NJW220TFQL
抽氣扇 Ventilation Fan	Ostberg	CK-150C-r
冷氣機 AIR-CONDITIONER		
客廳 / 飯廳 Living/Dining Room	Panasonic	CS-E28JKES + CU-E28JKES
睡房 Bedroom <sup>#</sup>	Panasonic	CS-PW24KKA + CU-PW24KKA
浴室 BATHROOM <sup>#</sup>		
抽氣扇 Ventilation Fan	Ostberg	CK-125A

座 TOWER	樓層 FLOOR	單位 UNIT
9	3-32/F	B

設備 Appliance	品牌名稱 Brand Name	設備型號 Model No.
廚房 KITCHEN		
雪櫃 Refrigerator	Smeg	CR322ANF
焗爐 Oven	Miele	H5681BP
蒸爐 Steam Oven	Miele	DG5080
食物暖機 Food Warmer	Miele	ESW5080-29
煤氣煮食爐 Gas Cooking Hob	Miele	CS1018 + CS1013
燒烤爐 BBQ Grill	Miele	CS1312BG
抽油煙機 Cookerhood	Miele	DA5320W
酒櫃 Wine Cellar	Miele	KWT4154UG-1
洗衣機 Washer	Miele	W5740
乾衣機 Dryer	Miele	T8822C
煤氣熱水爐 Gas Water Heater	TGC	NJW220TFQL
抽氣扇 Ventilation Fan	Ostberg	CK-200A-r
冷氣機 AIR-CONDITIONER		
客廳 / 飯廳 Living/Dining Room	Panasonic	S-56KA1E5 + U-6LA1E5-3
睡房 Bedroom <sup>#</sup>	Panasonic	S-56KA1E5 + U-6LA1E5-3
浴室 BATHROOM <sup>#</sup>		
液晶體電視機 LCD TV (只適用於 3-6/F, 8-32/F) (only applicable to 3-6/F, 8-32/F)	Cristal	BKW171
抽氣扇 Ventilation Fan	Ostberg	CK-150C-r

# 只適用於主人房。

# Only applicable to Master Bedroom.



設備表 Table of Appliances

座 TOWER	樓層 FLOOR	單位 UNIT
9	31/F	C

設備 Appliance	品牌名稱 Brand Name	設備型號 Model No.
廚房 KITCHEN		
雪櫃 Refrigerator	Smeg	FL227A
蒸爐 Steam Oven	Miele	DG3460
電煮食爐 Induction Cooking Hob	Miele	CS1212-1i
抽油煙機 Cookerhood	Miele	DA3160
二合一洗衣乾衣機 2 in 1 Washer & Dryer	Miele	WT2789i
煤氣熱水爐 Gas Water Heater	TGC	NJW220TFQL
抽氣扇 Ventilation Fan	Ostberg	CK-150C-r
冷氣機 AIR -CONDITIONER		
客廳 / 飯廳 Living/Dining Room	Panasonic	CS-E28JKES + CU-E28JKES
睡房 Bedroom <sup>#</sup>	Panasonic	CS-PW24KKA + CU-PW24KKA
浴室 BATHROOM <sup>#</sup>		
抽氣扇 Ventilation Fan	Ostberg	CK-125A

座 TOWER	樓層 FLOOR	單位 UNIT
2, 3, 8	5, 8, 11, 16, 19, 22, 26, 29/F	C

設備 Appliance	品牌名稱 Brand Name	設備型號 Model No.
廚房 KITCHEN		
雪櫃 Refrigerator	Smeg	FR315APL
冷凍櫃 Freezer	Smeg	VI100A
蒸氣焗爐 Combination Steam Oven	Miele	DGC5080XL
食物暖機 Food Warmer	Miele	ESW5080-14
煤氣煮食爐 Gas Cooking Hob	Miele	CS1018 + CS1013
抽油煙機 Cookerhood	Miele	DA5895W
洗衣機 Washer	Miele	W5740
乾衣機 Dryer	Miele	T8822C
煤氣熱水爐 Gas Water Heater	TGC	NJW220TFQL
抽氣扇 Ventilation Fan	Ostberg	CK-150C-r
冷氣機 AIR -CONDITIONER		
客廳 / 飯廳 Living/Dining Room	Panasonic	CS-E28JKES + CU-E28JKES
睡房 Bedroom <sup>#</sup>	Panasonic	CS-PW24KKA + CU-PW24KKA
浴室 BATHROOM <sup>#</sup>		
抽氣扇 Ventilation Fan	Ostberg	CK-200A-r

座 TOWER	樓層 FLOOR	單位 UNIT
2, 3, 8	31/F	C

設備 Appliance	品牌名稱 Brand Name	設備型號 Model No.
廚房 KITCHEN		
雪櫃 Refrigerator	Smeg	FR315APL
冷凍櫃 Freezer	Smeg	VI100A
焗爐 Oven	Miele	H5681BP
蒸爐 Steam Oven	Miele	DG5080
食物暖機 Food Warmer	Miele	ESW5080-14
煤氣煮食爐 Gas Cooking Hob	Miele	CS1018 + CS1013
燒烤爐 BBQ Grill	Miele	CS1312BG
抽油煙機 Cookerhood	Miele	DA5320W
洗衣機 Washer	Miele	W5740
乾衣機 Dryer	Miele	T8822C
煤氣熱水爐 Gas Water Heater	TGC	NJW220TFQL
抽氣扇 Ventilation Fan	Ostberg	CK-150C-r
冷氣機 AIR -CONDITIONER		
客廳 / 飯廳 Living/Dining Room	Panasonic	CS-E28JKES + CU-E28JKES
睡房 Bedroom <sup>#</sup>	Panasonic	CS-PW24KKA + CU-PW24KKA
浴室 BATHROOM <sup>#</sup>		
抽氣扇 Ventilation Fan	Ostberg	CK-125A

# 只適用於主人房。

# Only applicable to Master Bedroom.



座 TOWER	樓層 FLOOR	單位 UNIT
3	3-32/F	B

設備 Appliance	品牌名稱 Brand Name	設備型號 Model No.
廚房 KITCHEN		
雪櫃 Refrigerator	Smeg	FR315APL
冷凍櫃 Freezer	Smeg	VI100A
蒸爐 Steam Oven	Miele	DG5080
焗爐 Oven	Miele	H5681BP
食物暖機 Food Warmer	Miele	ESW5080-14
煤氣煮食爐 Gas Cooking Hob	Miele	CS1018 + CS1013
燒烤爐 BBQ Grill	Miele	CS1312BG
抽油煙機 Cookerhood	Miele	DA5320W
洗衣機 Washer	Miele	W5740
乾衣機 Dryer	Miele	T8822C
煤氣熱水爐 Gas Water Heater	TGC	NJW220TFQL
抽氣扇 Ventilation Fan	Ostberg	CK-150C-r
冷氣機 AIR-CONDITIONER		
客廳 / 飯廳 Living/Dining Room	Panasonic	CS-PW18KKA + CU-PW18KKA
睡房 Bedroom <sup>#</sup>	Panasonic	CS-PW24KKA + CU-PW24KKA
浴室 BATHROOM <sup>#</sup>		
抽氣扇 Ventilation Fan	Ostberg	CK-200A-r

座 TOWER	樓層 FLOOR	單位 UNIT
6	3-32/F	A,B

設備 Appliance	品牌名稱 Brand Name	設備型號 Model No.
廚房 KITCHEN		
雪櫃 Refrigerator	Smeg	CR322ANF
蒸爐 Steam Oven	Miele	DG5080
焗爐 Oven	Miele	H5681BP
食物暖機 Food Warmer	Miele	ESW5080-29
煤氣煮食爐 Gas Cooking Hob	Miele	CS1018 + CS1013
燒烤爐 BBQ Grill	Miele	CS1312BG
抽油煙機 Cookerhood	Miele	DA5320W
酒櫃 Wine Cellar	Miele	KWT4154UG-1
洗衣機 Washer	Miele	W5740
乾衣機 Dryer	Miele	T8822C
煤氣熱水爐 Gas Water Heater	TGC	NJW220TFQL
抽氣扇 Ventilation Fan	Ostberg	CK-150C-r
冷氣機 AIR-CONDITIONER		
客廳 / 飯廳 Living/Dining Room	Panasonic	S-56KA1E5 + U-6LA1E5-3 / S-45KA1E5 + U-6LA1E5-3
睡房 Bedroom <sup>#</sup>	Panasonic	CS-E28JKES + CU-E28JKES / S-45KA1E5 + U-6LA1E5-3
浴室 BATHROOM <sup>#</sup>		
抽氣扇 Ventilation Fan ( 只適用於 A 單位 ) (only applicable to A unit)	Ostberg	CK-200A-r
抽氣扇 Ventilation Fan ( 只適用於 B 單位 ) (only applicable to B unit)	Ostberg	CK-125A

座 TOWER	樓層 FLOOR	單位 UNIT
1, 2, 3, 6, 8, 9	33 - 35/F	A, B

設備 Appliance	品牌名稱 Brand Name	設備型號 Model No.
廚房 KITCHEN		
雪櫃 Refrigerator	Smeg	FR315APL
冷凍櫃 Freezer	Smeg	VI100A
焗爐 Oven	Miele	H5681BP
蒸爐 Steam Oven	Miele	DG5080
食物暖機 Food Warmer	Miele	ESW5080-29
煤氣煮食爐 Gas Cooking Hob	Miele	CS1013 + CS1018
燒烤爐 BBQ Grill	Miele	CS1312BG
抽油煙機 Cookerhood	Miele	DA5320W
酒櫃 Wine Cellar	Miele	KWT4154UG-1
洗衣機 Washer	Miele	W5740
乾衣機 Dryer	Miele	T8822C
煤氣熱水爐 Gas Water Heater	TGC	NJW220TFQL
抽氣扇 Ventilation Fan ( 只適用於第一座 A 及 B 單位、 第二座 A 及 B 單位及 第六座 A 及 B 單位 ) (only applicable to T1A,B/T2A,B/ T6A,B)	Ostberg	CK-315C-r
抽氣扇 Ventilation Fan ( 只適用於第三座 A 單位、 第八座 A 及 B 單位及 第九座 A 及 B 單位 ) (only applicable to T3A/T8A,B/ T9A,B)	Ostberg	CK-200A-r
冷氣機 AIR-CONDITIONER		
客廳 / 飯廳 Living/Dining Room	Panasonic	S-56NA1E5 + U-6LA1E5-3 / S-56NA1E5 + U-5LA1E5-3 / S-71MA1E5 + U-5LA1E5-3
睡房 Bedroom <sup>#</sup>	Panasonic	S-56NA1E5 + U-4LA1E5-3 / S-56NA1E5 + U-5LA1E5-3 / S-45NA1E5 + U-5LA1E5-3 / S-45NA1E5 + U-6LA1E5-3 / S-28NA1E5 + U-5LA1E5-3
浴室 BATHROOM <sup>#</sup>		
液晶體電視機 LCD TV ( 只適用於第九座 B 單位 ) ( only applicable to T9B unit)	Cristal	BKW171
抽氣扇 Ventilation Fan	Ostberg	CK-200A-r

# 只適用於主人房。  
# Only applicable to Master Bedroom.



設備表 Table of Appliances

花園洋房單位 GARDEN HOUSE UNITS	樓層 FLOOR
1, 2, 3, 6, 8, 9, 11, 12, 16, 18	B1/F, G/F, 1/F

設備 Appliance	品牌名稱 Brand Name	設備型號 Model No.
廚房 KITCHEN		
雪櫃 Refrigerator	Miele	KFN9753 iD + KFN9758 iD-3
焗爐 Oven	Miele	H5681BP
蒸爐 Steam Oven	Miele	DG5080
食物暖機 Food Warmer	Miele	ESW5080-29
煤氣煮食爐 Gas Cooking Hob	Miele	CS1018 + CS1013
燒烤爐 BBQ Grill	Miele	CS1312BG
抽油煙機 Cookerhood	Miele	DA5320W
酒櫃 Wine Cellar	Miele	KWT4154UG-1
洗衣機 Washer	Miele	W5872
乾衣機 Dryer	Miele	T8860WP
抽氣扇 Ventilation Fan	Ostberg	CK-315C-r
冷氣機 AIR-CONDITIONER		
客廳 / 飯廳 Living/Dining Room	Panasonic	S-56NA1E5 + U-6LA1E5-3 / S-56NA1E5 + U-4LA1E5-3 / S-71MA1E5 + U-5LA1E5-3 / S-71MA1E5 + U-6LA1E5-3 / S-90MA1E5 + U-6LA1E5-3 / S-90MA1E5 + U-5LA1E5-3 / S-56NA1E5 + U-5LA1E5-3 / S-71MA1E5 + U-4LA1E5-3 /
睡房 Bedroom <sup>#</sup>	Panasonic	S-45NA1E5 + U-5LA1E5-3 / S-45NA1E5 + U-4LA1E5-3 / S-45NA1E5 + U-6LA1E5-3 / S-56NA1E5 + U-6LA1E5-3 / S-28NA1E5 + U-6LA1E5-3 / S-56KA1E5 + U-6LA1E5-3
浴室 BATHROOM <sup>#</sup>		
抽氣扇 Ventilation Fan	Ostberg	CK-200A-r

花園洋房單位 GARDEN HOUSE UNITS	樓層 FLOOR
10	B1/F, G/F, 1/F

設備 Appliance	品牌名稱 Brand Name	設備型號 Model No.
廚房 KITCHEN		
雪櫃 Refrigerator	Miele	KFN 9753iD + KFN 9758iD-3
焗爐 Oven	Miele	H5681BP
蒸爐 Steam Oven	Miele	DG5080
食物暖機 Food Warmer	Miele	ESW5080-14
煤氣煮食爐 Gas Cooking Hob	Miele	CS1018 + CS1013
燒烤爐 BBQ Grill	Miele	CS1312BG
抽油煙機 Cookerhood	Miele	DA3460
酒櫃 Wine Cellar	Miele	KWT4154UG-1
洗衣機 Washer	Miele	W5872
乾衣機 Dryer	Miele	T8860WP
抽氣扇 Ventilation Fan	Ostberg	CK-315C-r
冷氣機 AIR-CONDITIONER		
客廳 / 飯廳 Living/Dining Room	Panasonic	S-56NA1E5 + U-4LA1E5-3
睡房 Bedroom <sup>#</sup>	Panasonic	S-45NA1E5 + U-6LA1E5-3
浴室 BATHROOM <sup>#</sup>		
抽氣扇 Ventilation Fan	Ostberg	CK-200A-r

# 只適用於主人房。  
# Only applicable to Master Bedroom.



住宅單位機電裝置說明表 Schedule of Mechanical & Electrical Provisions of Residential Units

分層單位 Typical Unit

座數 Tower	樓層 Floor	分層單位 Apartment	客廳、飯廳 Living Room, Dining Room					主人房及睡房 Master Bedroom and Bedrooms					電梯大堂 Lobby
			電視/電台 天線插座 TV/FM Outlet	電話插座 Telephone Outlet	冷氣機接線位 Switch For A/C Unit	單位電插座 13A Socket Outlet	雙位電插座 13A Twin Socket Outlet	電視/電台 天線插座 TV/FM Outlet	電話插座 Telephone Outlet	冷氣機接線位 Switch For A/C Unit	單位電插座 13A Socket Outlet	雙位電插座 13A Twin Socket Outlet	單位電插座 13A Socket Outlet
1	3-32	A	1	1	4	5	4	4	4	4	13	4	1
		B	2	2	2	2	3	3	3	3	10	3	1
2	3-7	A	2	2	2	4	3	3	3	3	10	3	-
		B	2	2	3	3	3	3	3	3	10	3	-
	8-32	A	2	2	2	4	3	3	3	3	10	3	-
		B	2	2	3	3	3	3	3	3	10	3	-
	3,7	C	1	1	1	2	2	2	2	2	7	2	-
	10, 15, 18, 21, 25, 28	C	1	1	1	2	2	2	2	2	7	2	-
	5	C	1	1	1	2	2	3	3	3	10	3	-
	8, 11, 16, 19, 22, 26, 29	C	1	1	1	2	2	3	3	3	10	3	-
3	3-7	A	2	2	2	4	3	3	3	3	10	3	-
		B	2	2	2	3	3	4	4	4	13	4	-
	8-32	A	2	2	2	4	3	3	3	3	10	3	-
		B	2	2	2	3	3	4	4	4	13	4	-
	3,7	C	1	1	1	2	2	2	2	2	7	2	-
	10, 15, 18, 21, 25, 28	C	1	1	1	2	2	2	2	2	7	2	-
	5	C	1	1	1	2	2	3	3	3	10	3	-
	8, 11, 16, 19, 22, 26, 29	C	1	1	1	2	2	3	3	3	10	3	-
6	3-32	A	3	3	3	4	4	4	4	4	13	4	1
		B	2	2	2	2	3	4	4	4	13	4	1
8	3-7	A	2	2	2	4	3	3	3	3	10	3	-
		B	2	2	2	4	3	3	3	3	10	3	-
	8-32	A	2	2	2	4	3	3	3	3	10	3	-
		B	2	2	2	4	3	3	3	3	10	3	-
	3,7	C	1	1	1	2	2	2	2	2	7	2	-
	10, 15, 18, 21, 25, 28	C	1	1	1	2	2	2	2	2	7	2	-
	5	C	1	1	1	2	2	3	3	3	10	3	-
	8, 11, 16, 19, 22, 26, 29	C	1	1	1	2	2	3	3	3	10	3	-
9	3-7	A	2	2	2	4	3	3	3	3	10	3	-
		B	2	2	2	2	3	3	3	3	11	3	-
	8-32	A	2	2	2	4	3	3	3	3	10	3	-
		B	2	2	2	2	3	3	3	3	11	3	-
	3	C	1	1	1	1	3	2	2	2	5	2	-
	5	C	1	1	1	1	3	1	1	1	3	1	-
	6,7	C	1	1	1	1	3	1	1	1	3	1	-
	8-30	C	1	1	1	1	3	1	1	1	3	1	-

不設4樓、13樓、14樓、24樓及34樓。  
4/F, 13/F, 14/F, 24/F, 34/F are omitted.



住宅單位機電裝置說明表 Schedule of Mechanical & Electrical Provisions of Residential Units

分層單位 Typical Unit

座數 Tower	樓層 Floor	分層單位 Apartment	廚房 Kitchen		主人浴室及浴室 Master Bathroom and Bathrooms		儲物室 Store						工作平台 UP
			單位電插座 13A Socket Outlet	雙位電插座 13A Twin Socket Outlet	電視/電台 天線插座 TV/FM Outlet	單位電插座 13A Socket Outlet	電視/電台 天線插座 TV/FM Outlet	電話插座Telephone Outlet	冷氣機接線位 Switch For A/C Unit	單位電插座 13A Socket Outlet	雙位電插座 13A Twin Socket Outlet	防水電插座 Water Proof Socket Outlet	
1	3-32	A	2	4	1	1	-	-	-	1	1	2	
		B	3	2	1	1	1	1	1	2	3	2	
2	3-7	A	3	2	1	1	1	1	1	2	3	2	
		B	3	2	1	1	-	-	-	2	1	2	
	8-32	A	3	2	1	1	1	1	1	2	3	2	
		B	3	2	1	1	-	-	-	2	1	2	
	3,7	C	1	2	1	1	-	-	-	1	1	-	
	10, 15, 18, 21, 25, 28	C	1	2	1	1	-	-	-	1	1	-	
	5	C	3	2	1	1	-	-	-	1	1	-	
	8, 11, 16, 19, 22, 26, 29	C	3	2	1	1	-	-	-	1	1	-	
31	C	3	4	1	1	-	-	-	1	1	-		
3	3-7	A	3	2	1	1	1	1	1	2	3	2	
		B	3	2	1	1	-	-	-	1	1	2	
	8-32	A	3	2	1	1	1	1	1	2	3	2	
		B	3	2	1	1	-	-	-	1	1	2	
	3,7	C	1	2	1	1	-	-	-	1	1	-	
	10, 15, 18, 21, 25, 28	C	1	2	1	1	-	-	-	1	1	-	
	5	C	3	2	1	1	-	-	-	1	1	-	
	8, 11, 16, 19, 22, 26, 29	C	3	2	1	1	-	-	-	1	1	-	
31	C	3	4	1	1	-	-	-	1	1	-		
6	3-32	A	3	2	1	1	-	-	1	2	1	2	
		B	3	2	1	1	1	1	1	2	3	2	
8	3-7	A	3	2	1	1	1	1	1	2	3	2	
		B	3	2	1	1	1	1	1	2	3	2	
	8-32	A	3	2	1	1	1	1	1	2	3	2	
		B	3	2	1	1	1	1	1	2	3	2	
	3,7	C	1	2	1	1	-	-	-	1	1	-	
	10, 15, 18, 21, 25, 28	C	1	2	1	1	-	-	-	1	1	-	
	5	C	3	2	1	1	-	-	-	1	1	-	
	8, 11, 16, 19, 22, 26, 29	C	3	2	1	1	-	-	-	1	1	-	
31	C	3	4	1	1	-	-	-	1	1	-		
9	3-7	A	3	2	1	1	1	1	1	2	3	2	
		B	3	3	1	1	1	1	1	6	1	-	
	8-32	A	3	2	1	1	1	1	1	2	3	2	
		B	3	3	1	1	1	1	1	6	1	-	
	3	C	1	1	1	1	-	-	-	-	-	-	
	5	C	1	1	1	1	-	-	-	-	-	-	
	6,7	C	1	1	1	1	-	-	-	-	-	-	
	8-30	C	1	1	1	1	-	-	-	-	-	-	
31	C	1	1	1	1	-	-	-	-	-	-		

不設4樓、13樓、14樓、24樓及34樓。  
4/F, 13/F, 14/F, 24/F, 34/F are omitted.



住宅單位機電裝置說明表 Schedule of Mechanical & Electrical Provisions of Residential Units

頂層複式單位 Duplex Unit

座數 Tower	樓層 Floor	分層單位 Apartment	客廳、飯廳、家庭室 Living Room, Dining Room, FAM.					主人房及睡房 Master Bedroom and Bedrooms					廚房 Kitchen		
			電視/電台 天線插座 TV/FM Outlet	電話插座 Telephone Outlet	冷氣機接線位 Switch For A/C Unit	單位電插座 13A Socket Outlet	雙位電插座 13A Twin Socket Outlet	電視/電台 天線插座 TV/FM Outlet	電話插座 Telephone Outlet	冷氣機接線位 Switch For A/C Unit	單位電插座 13A Socket Outlet	雙位電插座 13A Twin Socket Outlet	冷氣機接線位 Switch For A/C Unit	單位電插座 13A Socket Outlet	雙位電插座 13A Twin Socket Outlet
1	33/F, 35/F	A	3	5	5	8	5	3	6	3	11	6	1	4	2
		B	2	2	4	9	3	3	5	4	12	5	1	4	3
2	33/F, 35/F	A	2	2	4	8	3	3	4	4	11	4	1	4	3
		B	2	3	4	6	4	4	7	5	14	7	1	4	3
3	33/F, 35/F	A	2	3	5	6	4	4	7	5	15	7	1	4	3
		B	1	1	5	4	3	2	2	3	3	9	1	6	4
6	33/F, 35/F	A	3	6	4	5	7	3	6	3	13	6	-	3	4
		B	2	3	4	8	5	3	6	5	9	6	1	4	3
8	33/F, 35/F	A	2	2	4	8	3	3	6	5	12	6	1	4	3
		B	2	3	4	6	4	4	7	5	18	6	1	4	3
9	33/F, 35/F	A	2	3	4	5	3	5	5	-	13	5	1	1	6
		B	2	3	4	6	8	3	4	4	13	4	1	-	6

不設4樓、13樓、14樓、24樓及34樓。  
4/F, 13/F, 14/F, 24/F, 34/F are omitted.

住宅單位機電裝置說明表 Schedule of Mechanical & Electrical Provisions of Residential Units

頂層複式單位 Duplex Unit

座數 Tower	樓層 Floor	分層單位 Apartment	主人浴室及浴室 Master Bathroom and Bathrooms				儲物室 Store					花園平台/ 平台 Garden Roof/ Flat Roof	書房 Study Room					電梯大堂 Lobby
			冷氣機接線 位 Switch For A/C Unit	電視/電台 天線插座 TV/FM Outlet	單位電插座 13A Socket Outlet	雙位電插座 13A Twin Socket Outlet	電視/電台 天線插座 TV/FM Outlet	電話插座 Telephone Outlet	冷氣機接線 位 Switch For A/C Unit	單位電插座 13A Socket Outlet	雙位電插座 13A Twin Socket Outlet	防水電插座 Water Proof Socket Outlet	冷氣機接線 位 Switch For A/C Unit	電視/電台 天線插座 TV/FM Outlet	電話插座 Telephone Outlet	單位電插座 13A Socket Outlet	雙位電插座 13A Twin Socket Outlet	單位電插座 13A Socket Outlet
1	33/F, 35/F	A	2	1	7	-	-	1	-	1	2	4	1	1	2	3	2	1
		B	-	-	9	-	-	1	-	1	2	4	-	-	-	-	-	1
2	33/F, 35/F	A	1	-	9	-	-	1	-	1	1	4	1	1	1	3	1	-
		B	-	-	11	-	-	1	-	1	1	4	-	-	-	-	-	-
3	33/F, 35/F	A	1	-	11	-	-	1	-	1	1	4	-	-	-	-	-	-
		B	-	-	6	3	1	1	-	4	1	4	1	-	1	1	1	-
6	33/F, 35/F	A	1	-	11	-	-	1	-	1	1	4	1	1	2	4	2	1
		B	-	-	9	-	-	1	-	1	1	4	-	-	-	-	-	1
8	33/F, 35/F	A	-	-	9	-	-	1	-	1	1	4	1	1	1	3	1	-
		B	1	-	11	-	-	1	-	1	1	4	-	-	-	-	-	-
9	33/F, 35/F	A	1	-	8	-	-	1	-	1	1	2	-	-	-	-	-	-
		B	1	-	7	-	-	1	-	1	1	2	1	1	1	2	1	-

不設4樓、13樓、14樓、24樓及34樓。  
4/F, 13/F, 14/F, 24/F, 34/F are omitted.



住宅單位機電裝置說明表 Schedule of Mechanical & Electrical Provisions of Residential Units

花園洋房單位 Garden House Unit

花園洋房 單位編號 Garden House Unit no.	樓層 Floor	客廳、飯廳、大堂 Living Room, Dining Room, Lobby					主人房及睡房 Master Bedroom and Bedrooms					廚房 Kitchen			
		電視/電台 天線插座 TV/FM Outlet	電話插座 Telephone Outlet	冷氣機接線位 Switch For A/C Unit	單位電插座 13A Socket Outlet	雙位電插座 13A Twin Socket Outlet	電視/電台 天線插座 TV/FM Outlet	電話插座 Telephone Outlet	冷氣機接線位 Switch For A/C Unit	單位電插座 13A Socket Outlet	雙位電插座 13A Twin Socket Outlet	冷氣機接線位 Switch For A/C Unit	電視/電台天線 插座 TV/FM Outlet	單位電插座 13A Socket Outlet	雙位電插座 13A Twin Socket Outlet
1	B1/F, G/F, 1/F	4	4	3	7	6	6	6	6	21	6	2	1	6	4
2	B1/F, G/F, 1/F	4	4	5	11	5	5	5	4	21	5	1	1	5	5
3	B1/F, G/F, 1/F	6	6	4	7	9	6	6	5	18	6	1	1	6	5
6	B1/F, G/F, 1/F	6	6	5	10	8	5	5	5	18	6	0	1	6	4
8	B1/F, G/F, 1/F	6	6	4	10	9	5	5	7	16	5	1	1	6	6
9	B1/F, G/F, 1/F	1	1	3	4	2	3	3	6	13	8	1	-	6	4
10	B1/F, G/F, 1/F	2	4	3	4	2	6	12	7	20	5	1	1	7	2
11	B1/F, G/F, 1/F	4	4	5	10	5	5	5	4	17	5	1	1	6	4
12	B1/F, G/F, 1/F	4	4	5	10	6	4	4	4	17	4	1	1	6	4
16	B1/F, G/F, 1/F	4	4	5	11	6	4	4	4	17	4	1	1	6	4
18	B1/F, G/F, 1/F	4	4	4	11	6	4	4	6	19	4	1	1	6	6

不設4樓、13樓、14樓、24樓及34樓。  
4/F, 13/F, 14/F, 24/F, 34/F are omitted.



住宅單位機電裝置說明表 Schedule of Mechanical & Electrical Provisions of Residential Units

花園洋房單位 Garden House Unit

花園洋房 單位編號 Garden House Unit no.	樓層 Floor	主人浴室及浴室 Master Bathroom and Bathrooms			儲物室 Store					花園平台/平台 Garden Roof/ Flat Roof
		電視/電台 天線插座 TV/FM Outlet	單位電插座 13A Socket Outlet	冷氣機接線位 Switch For A/C Unit	電視/電台 天線插座 TV/FM Outlet	電話插座 Telephone Outlet	冷氣機接線位 Switch For A/C Unit	單位電插座 13A Socket Outlet	雙位電插座 13A Twin Socket Outlet	防水電插座 Water Proof Socket Outlet
1	B1/F, G/F, 1/F	4	13	2	-	1	-	2	1	-
2	B1/F, G/F, 1/F	3	11	1	-	1	-	1	1	1
3	B1/F, G/F, 1/F	4	11	1	-	1	-	3	1	2
6	B1/F, G/F, 1/F	4	13	1	-	1	-	2	1	2
8	B1/F, G/F, 1/F	4	13	1	-	1	-	3	1	2
9	B1/F, G/F, 1/F	1	6	-	-	-	-	2	1	1
10	B1/F, G/F, 1/F	1	11	-	1	1	-	-	2	2
11	B1/F, G/F, 1/F	4	13	-	-	1	-	4	1	2
12	B1/F, G/F, 1/F	4	12	-	-	1	-	3	2	2
16	B1/F, G/F, 1/F	4	11	-	-	1	-	1	2	2
18	B1/F, G/F, 1/F	3	11	-	-	1	-	2	1	2

不設4樓、13樓、14樓、24樓及34樓。  
4/F, 13/F, 14/F, 24/F, 34/F are omitted.

機電裝置平面圖 Mechanical & Electrical Provision Plans

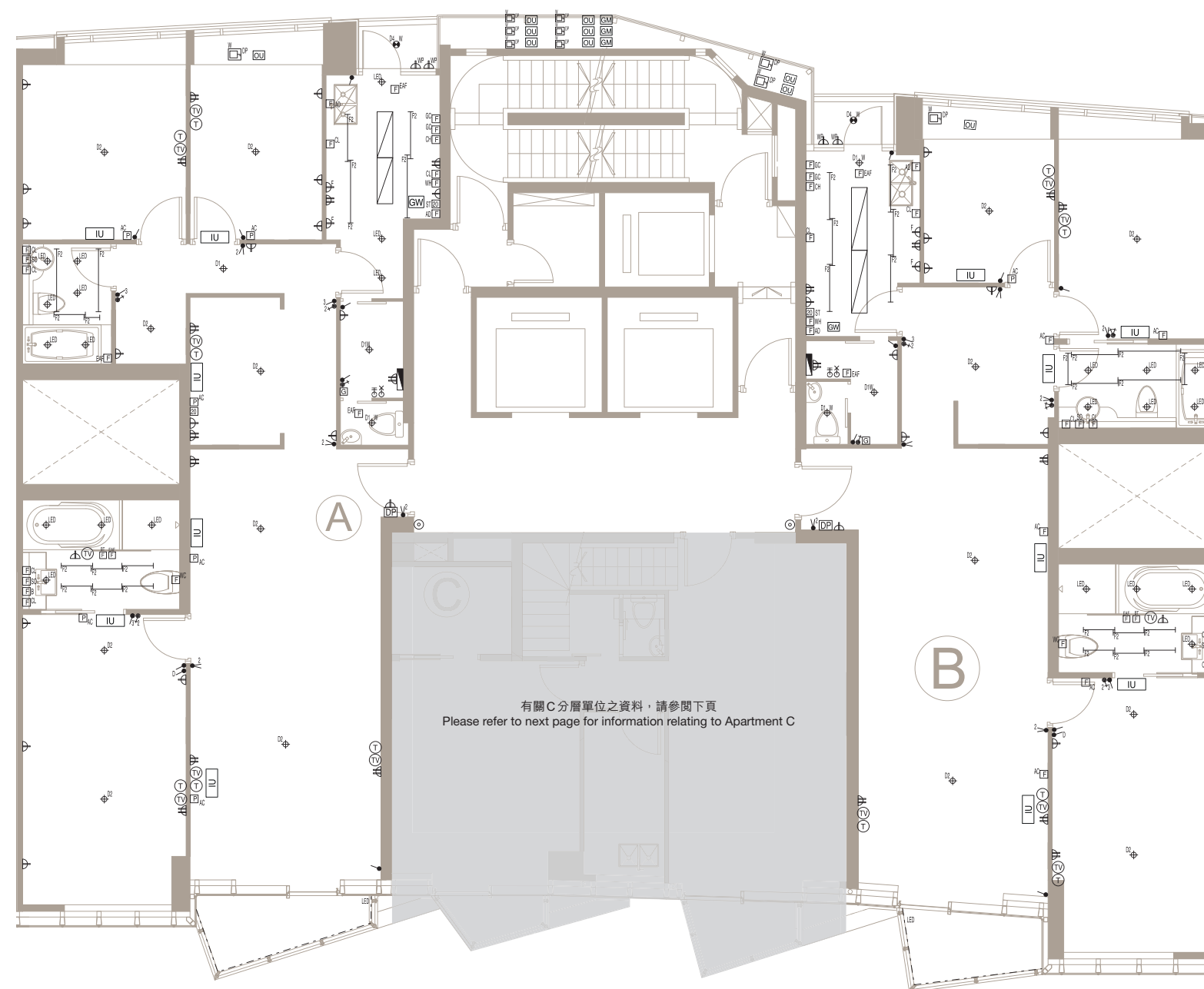
分層單位 Typical Unit



1座A, B分層單位  
Tower 1 Apartment A, B  
(3-32/F)

## 機電裝置平面圖 Mechanical & Electrical Provision Plans

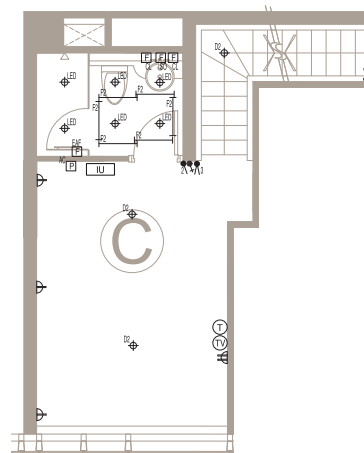
### 分層單位 Typical Unit



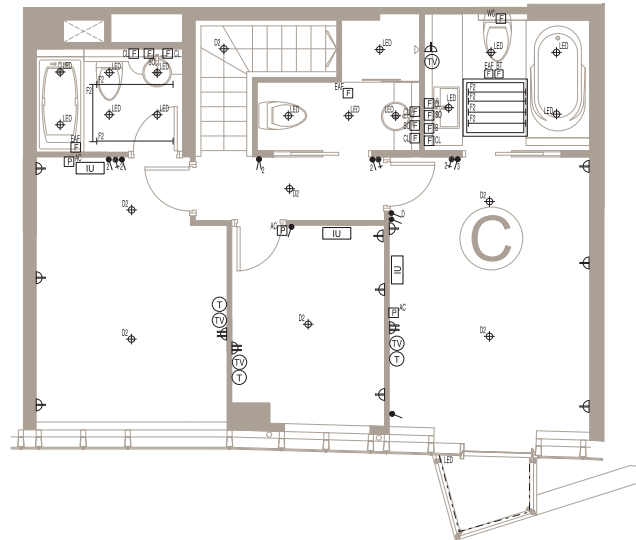
2座A, B分層單位  
Tower 2 Apartment A, B  
(3-32/F)

## 機電裝置平面圖 Mechanical & Electrical Provision Plans

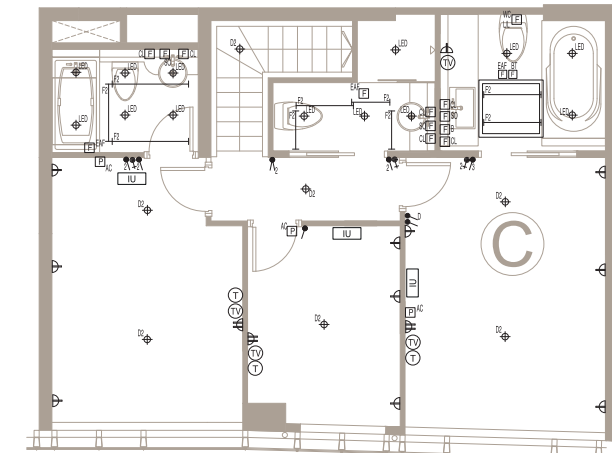
### 分層單位 Typical Unit



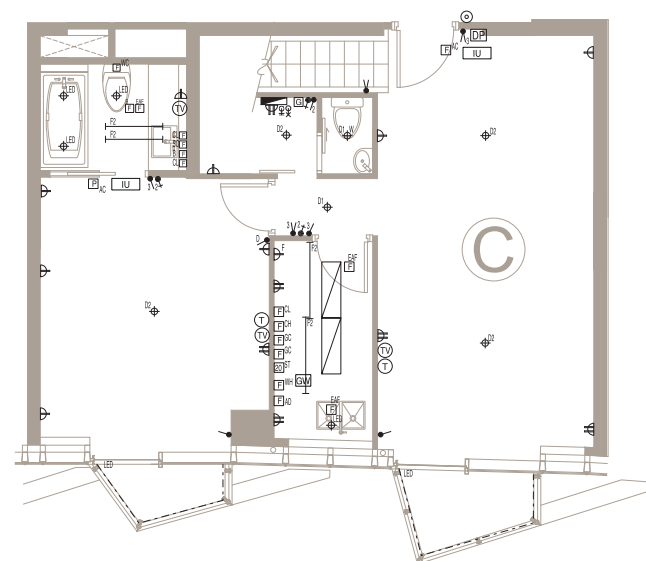
2座 複式單位上層  
Tower 2 upper part of Duplex Unit  
(5/F, 8/F, 11/F, 16/F, 19/F, 22/F, 26/F, 29/F)



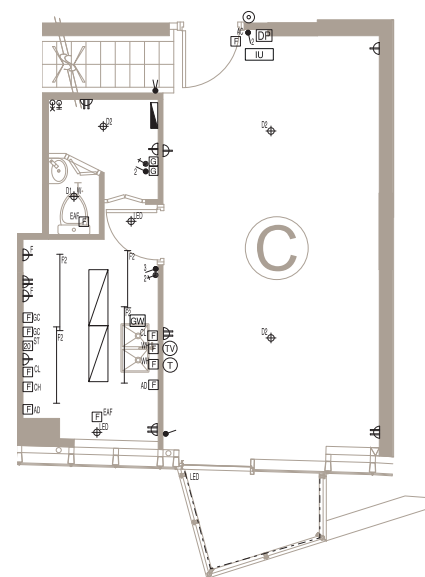
2座 複式單位上層  
Tower 2 upper part of Duplex Unit  
(6/F, 9/F, 12/F, 17/F, 20/F, 23/F, 27/F, 30/F)



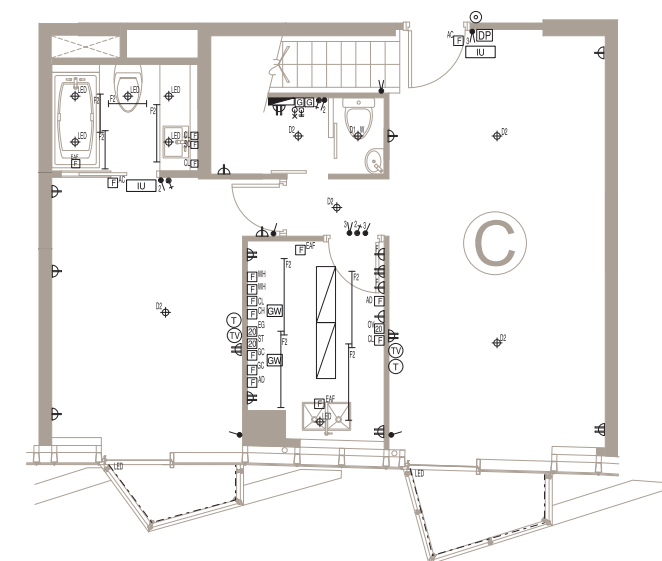
2座 複式單位上層  
Tower 2 upper part of Duplex Unit  
(32/F)



2座 複式單位下層  
Tower 2 lower part of Duplex Unit  
(3/F, 7/F, 10/F, 15/F, 18/F, 21/F, 25/F, 28/F)



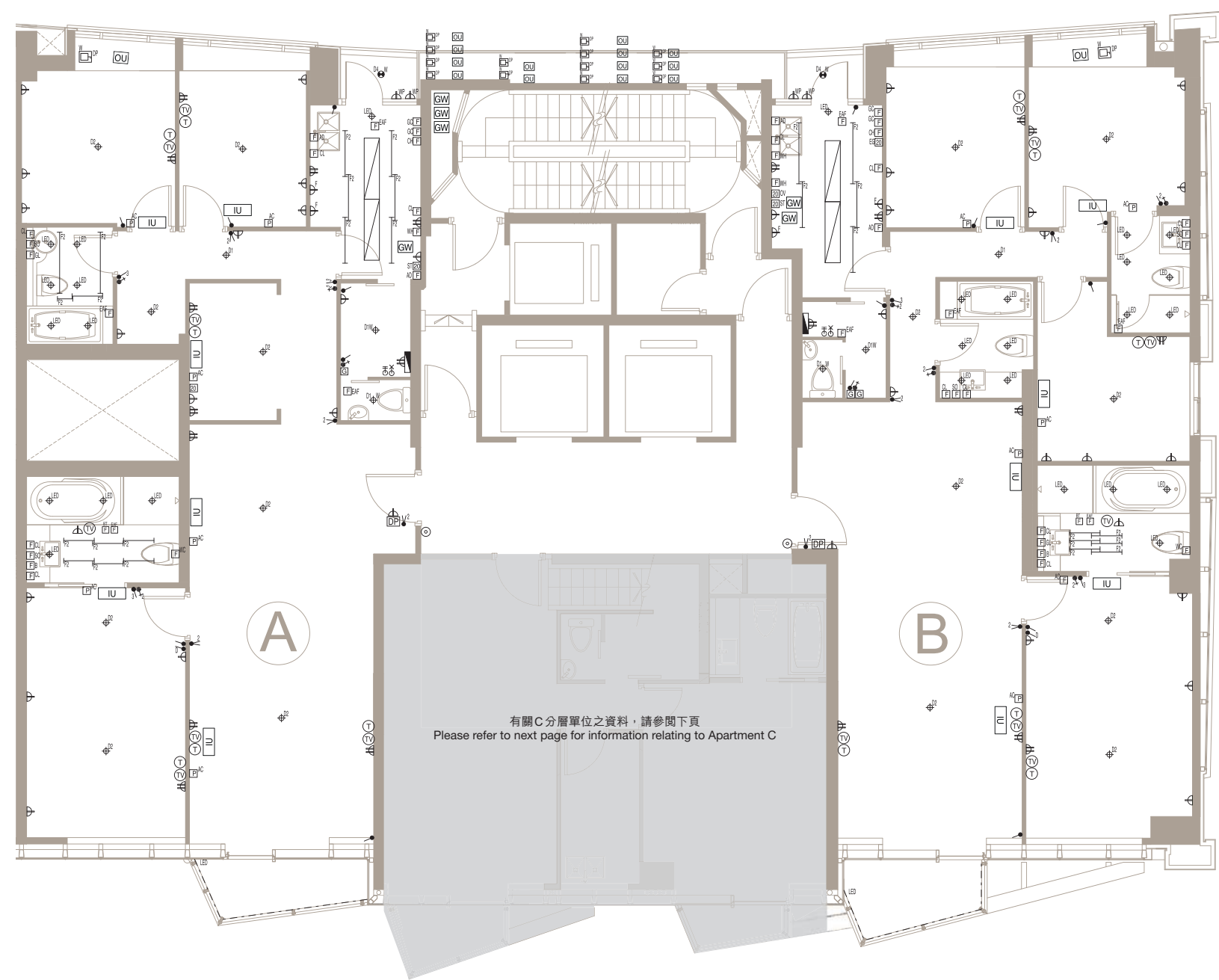
2座 複式單位下層  
Tower 2 lower part of Duplex Unit  
(5/F, 8/F, 11/F, 16/F, 19/F, 22/F, 26/F, 29/F)



2座 複式單位下層  
Tower 2 lower part of Duplex Unit  
(31/F)

機電裝置平面圖 Mechanical & Electrical Provision Plans

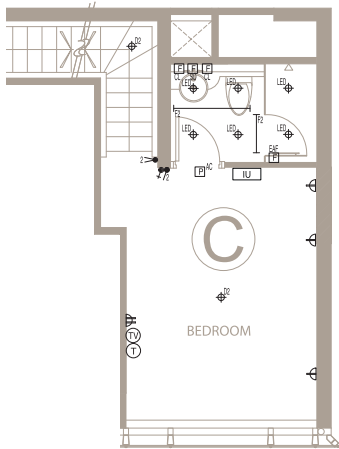
分層單位 Typical Unit



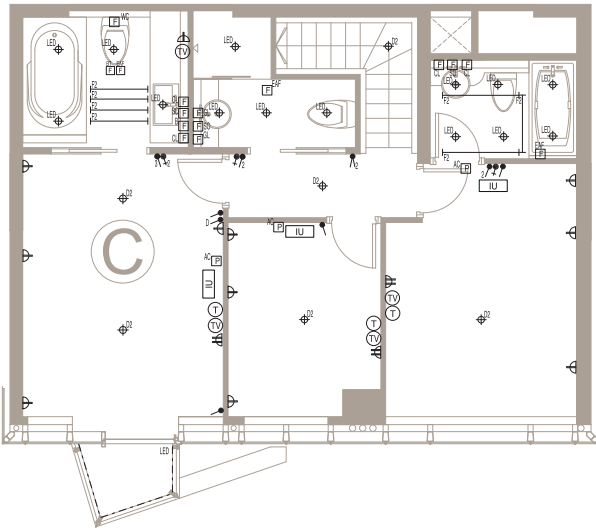
3座A, B分層單位  
Tower 3 Apartment A, B  
(3-32/F)

機電裝置平面圖 Mechanical & Electrical Provision Plans

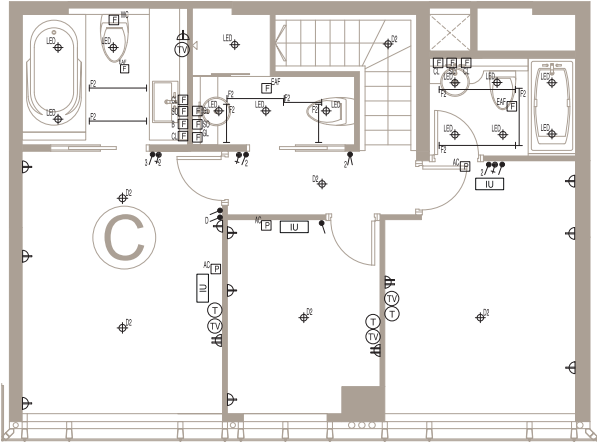
分層單位 Typical Unit



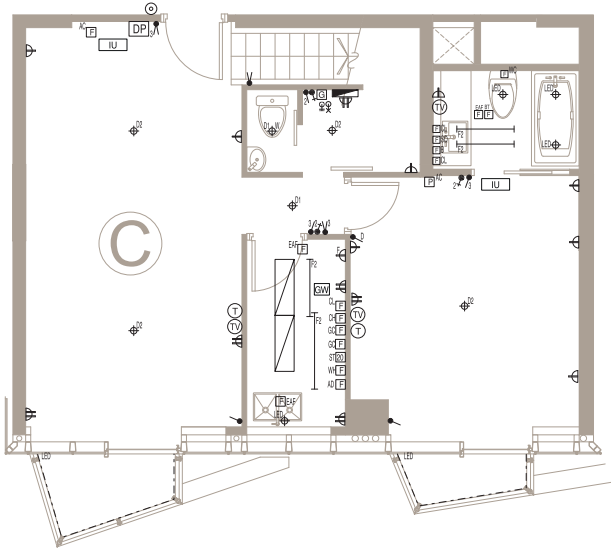
3座 複式單位上層  
Tower 3 upper part of Duplex Unit  
(5/F, 8/F, 11/F, 16/F, 19/F, 22/F, 26/F, 29/F)



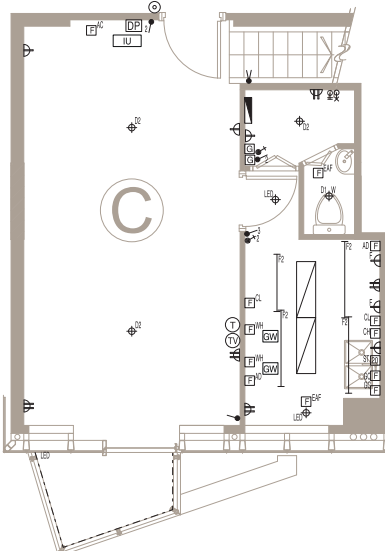
3座 複式單位上層  
Tower 3 upper part of Duplex Unit  
(6/F, 9/F, 12/F, 17/F, 20/F, 23/F, 27/F, 30/F)



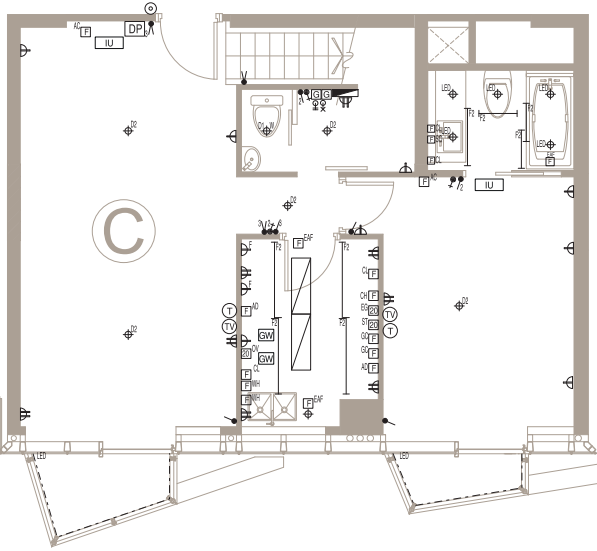
3座 複式單位上層  
Tower 3 upper part of Duplex Unit  
(32/F)



3座 複式單位下層  
Tower 3 lower part of Duplex Unit  
(3/F, 7/F, 10/F, 15/F, 18/F, 21/F, 25/F, 28/F)



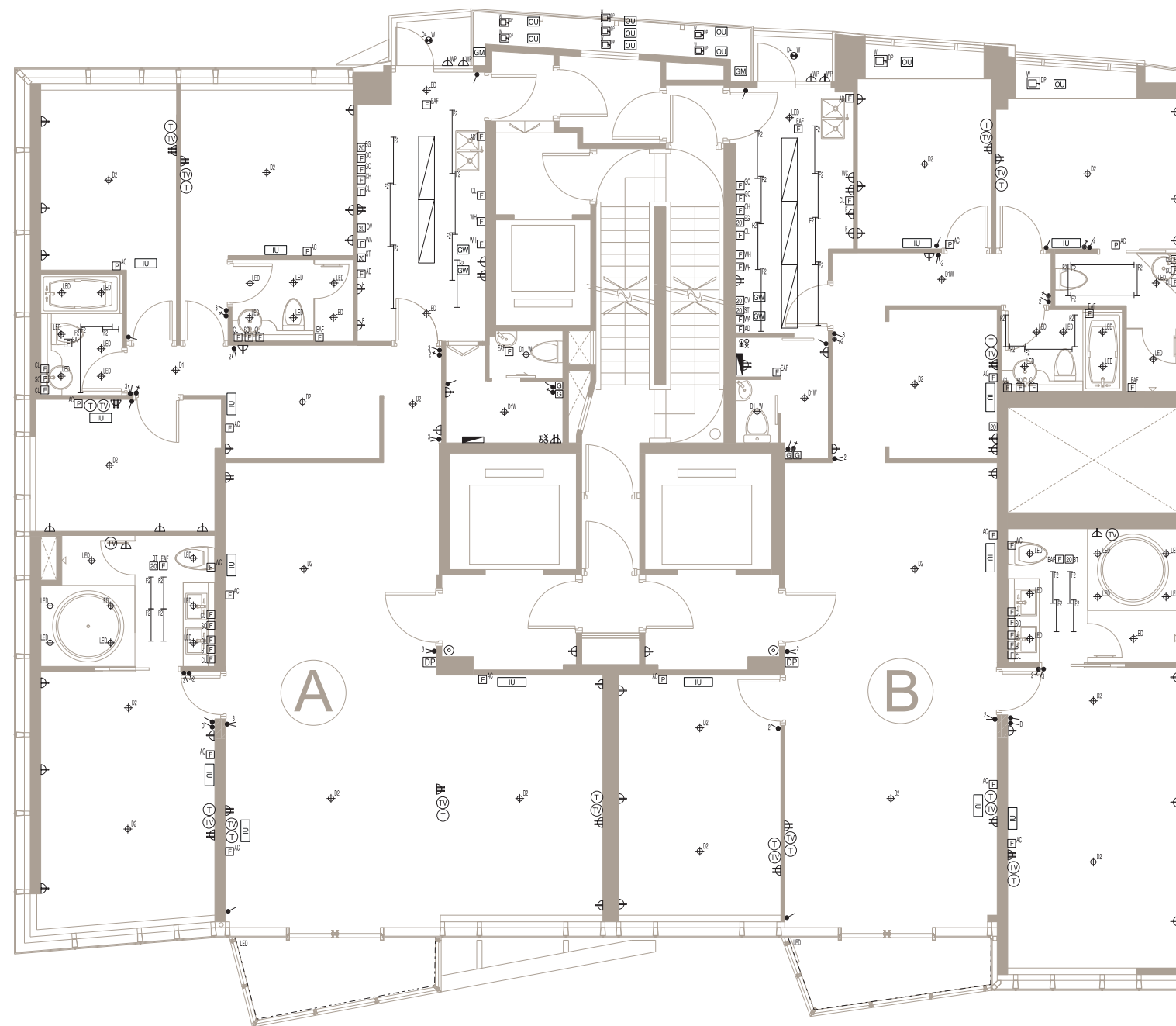
3座 複式單位下層  
Tower 3 lower part of Duplex Unit  
(5/F, 8/F, 11/F, 16/F, 19/F, 22/F, 26/F, 29/F)



3座 複式單位下層  
Tower 3 lower part of Duplex Unit  
(31/F)

## 機電裝置平面圖 Mechanical & Electrical Provision Plans

### 分層單位 Typical Unit



6座A, B分層單位  
Tower 6 Apartment A, B  
(3-32/F)

機電裝置平面圖 Mechanical & Electrical Provision Plans

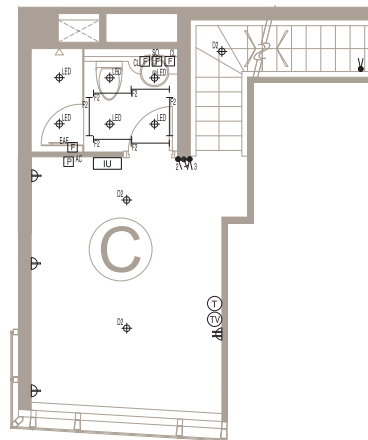
分層單位 Typical Unit



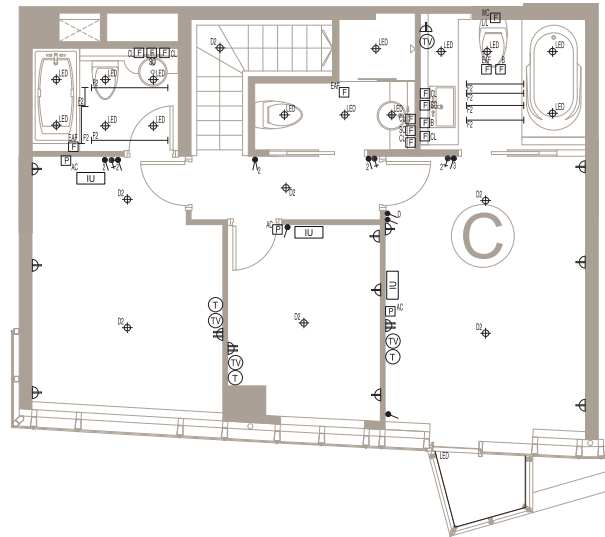
8座A, B分層單位  
Tower 8 Apartment A, B  
(3-32/F)

## 機電裝置平面圖 Mechanical & Electrical Provision Plans

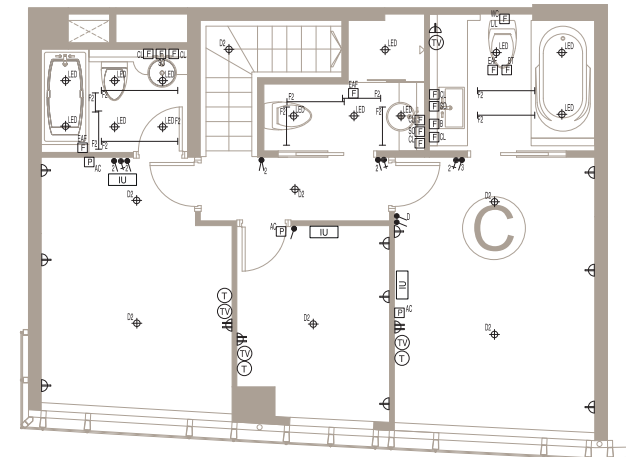
### 分層單位 Typical Unit



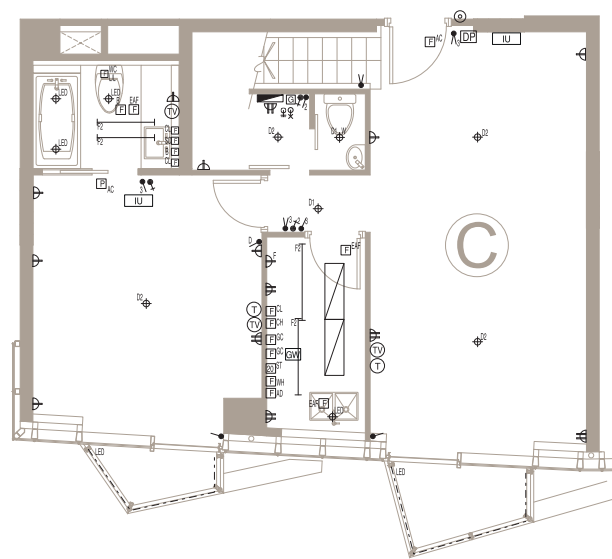
8座 複式單位上層  
Tower 8 upper part of Duplex Unit  
(5/F, 8/F, 11/F, 16/F, 19/F, 22/F, 26/F, 29/F)



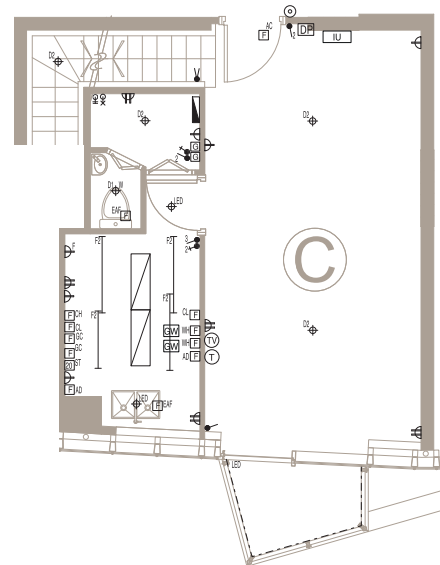
8座 複式單位上層  
Tower 8 upper part of Duplex Unit  
(6/F, 9/F, 12/F, 17/F, 20/F, 23/F, 27/F, 30/F)



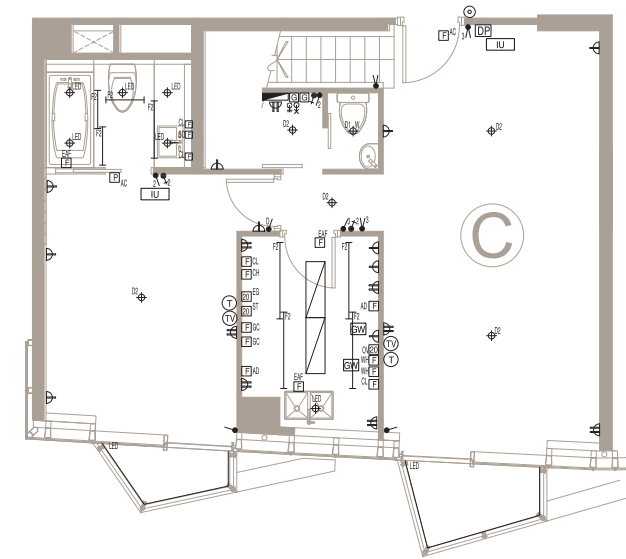
8座 複式單位上層  
Tower 8 upper part of Duplex Unit  
(32/F)



8座 複式單位下層  
Tower 8 lower part of Duplex Unit  
(3/F, 7/F, 10/F, 15/F, 18/F, 21/F, 25/F, 28/F)



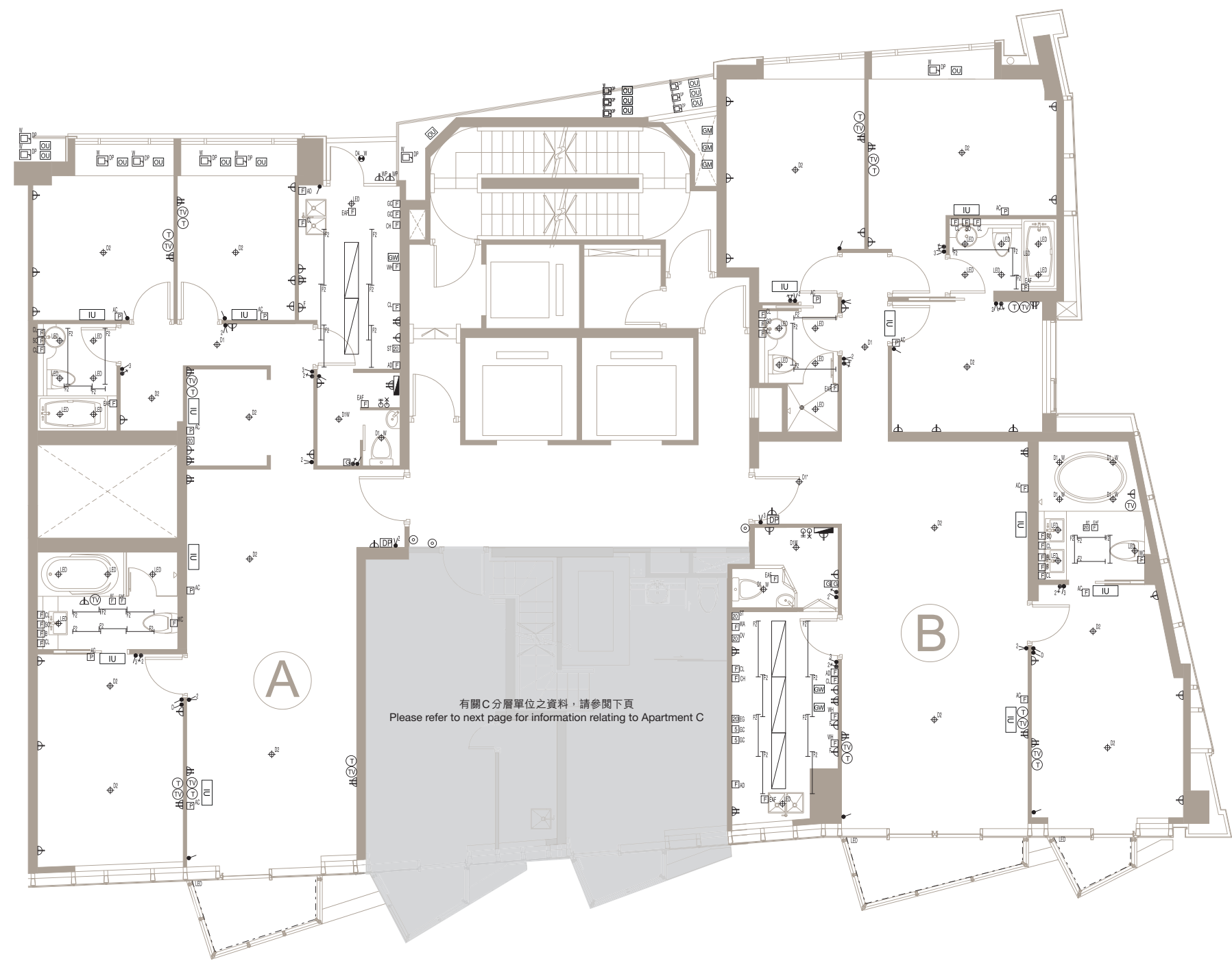
8座 複式單位下層  
Tower 8 lower part of Duplex Unit  
(5/F, 8/F, 11/F, 16/F, 19/F, 22/F, 26/F, 29/F)



8座 複式單位下層  
Tower 8 lower part of Duplex Unit  
(31/F)

機電裝置平面圖 Mechanical & Electrical Provision Plans

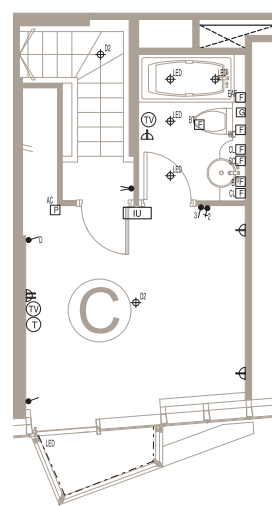
分層單位 Typical Unit



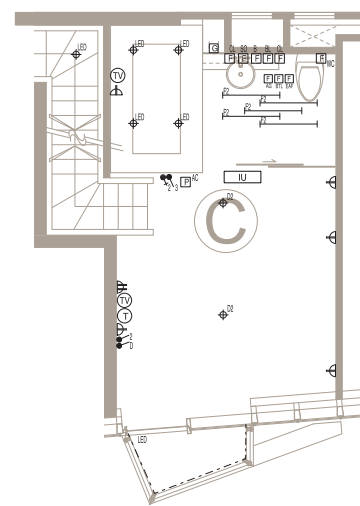
9座A, B分層單位  
Tower 9 Apartment A, B  
(3-32/F)

## 機電裝置平面圖 Mechanical & Electrical Provision Plans

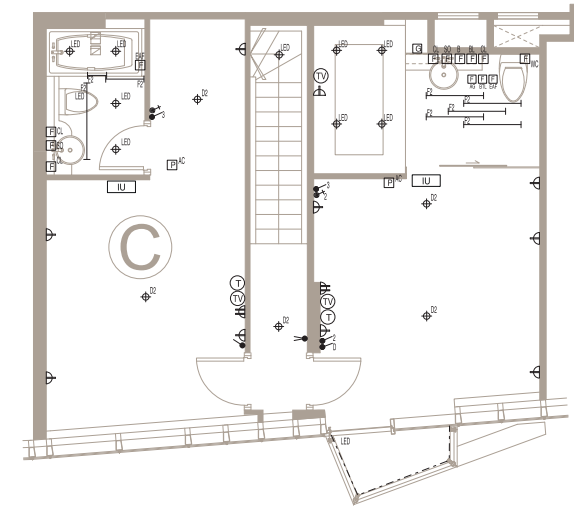
### 分層單位 Typical Unit



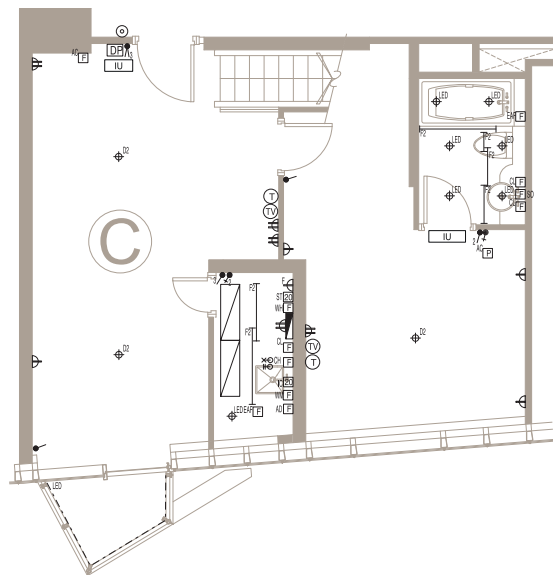
9座 複式單位上層  
Tower 9 upper part of Duplex Unit  
(5/F)



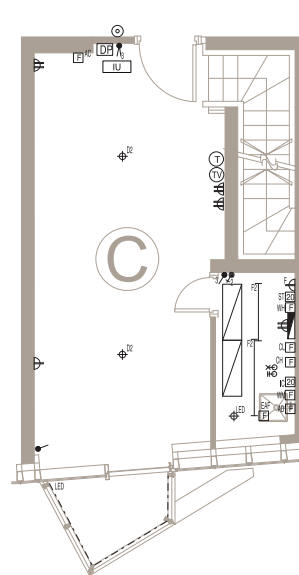
9座 複式單位上層  
Tower 9 upper part of Duplex Unit  
(6/F – 31/F)



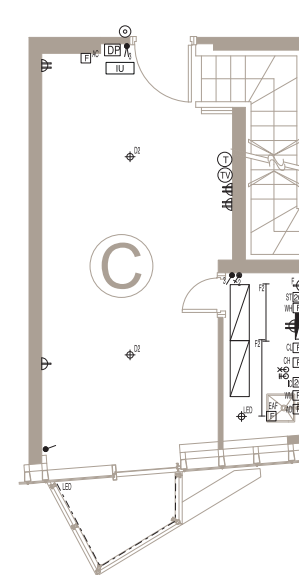
9座 複式單位上層  
Tower 9 upper part of Duplex Unit  
(32/F)



9座 複式單位下層  
Tower 9 lower part of Duplex Unit  
(3/F)



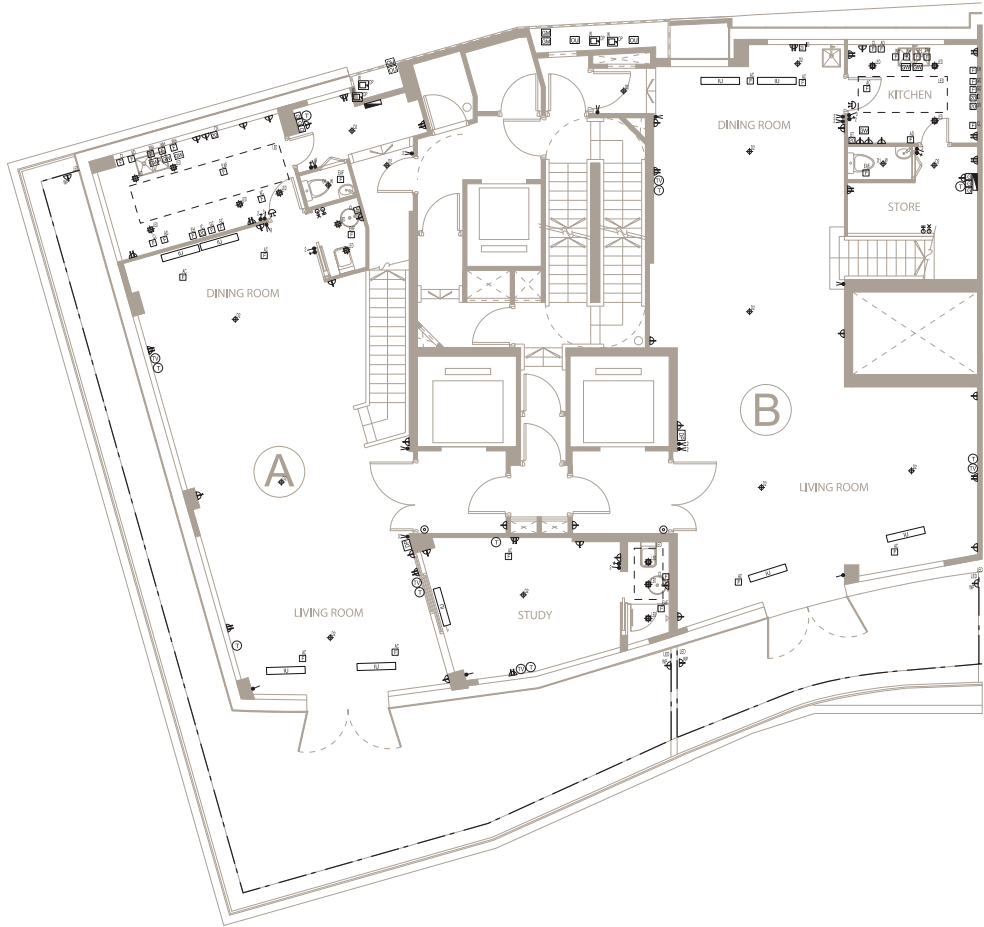
9座 複式單位下層  
Tower 9 lower part of Duplex Unit  
(5/F – 30/F)



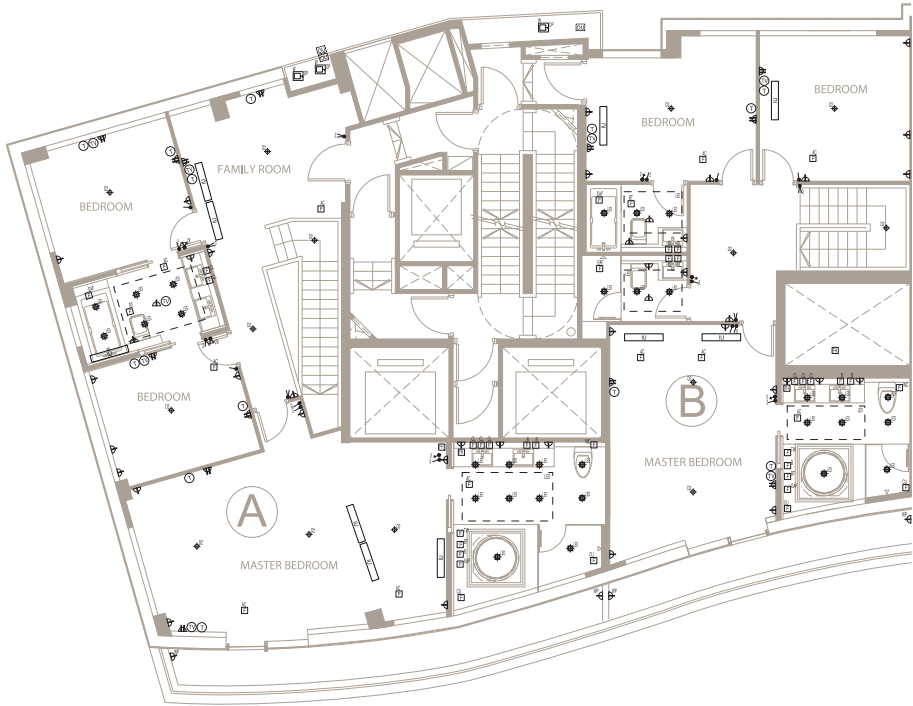
9座 複式單位下層  
Tower 9 lower part of Duplex Unit  
(31/F)

機電裝置平面圖 Mechanical & Electrical Provision Plans

頂層複式單位 Duplex Unit



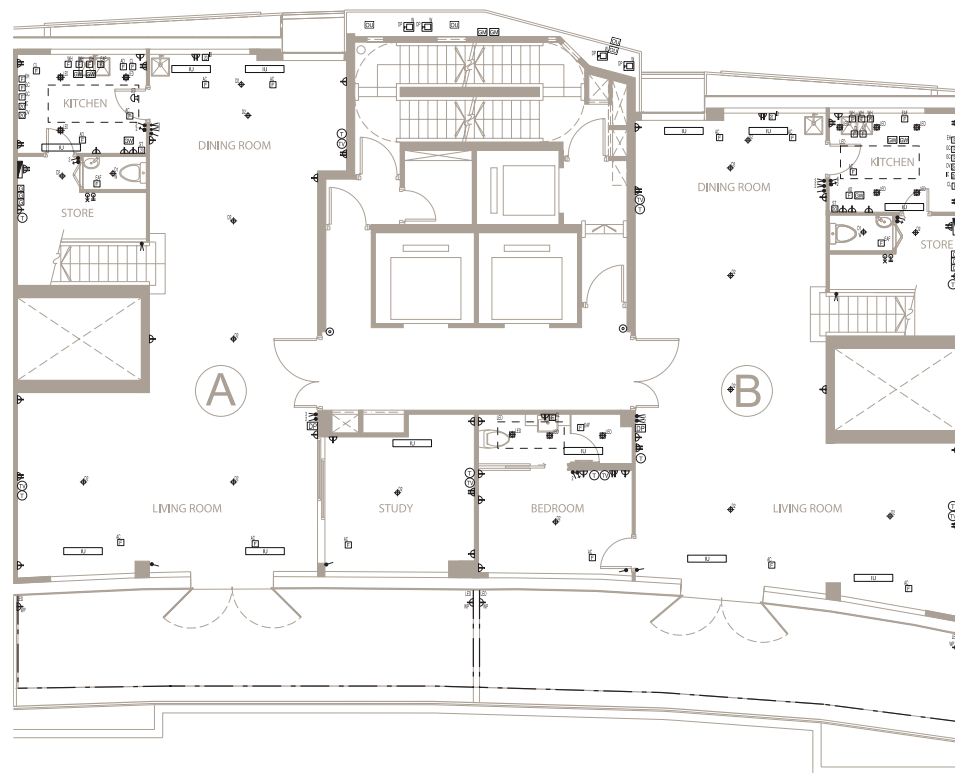
1座 33樓頂層複式A、B單位  
Tower 1 33/F A, B



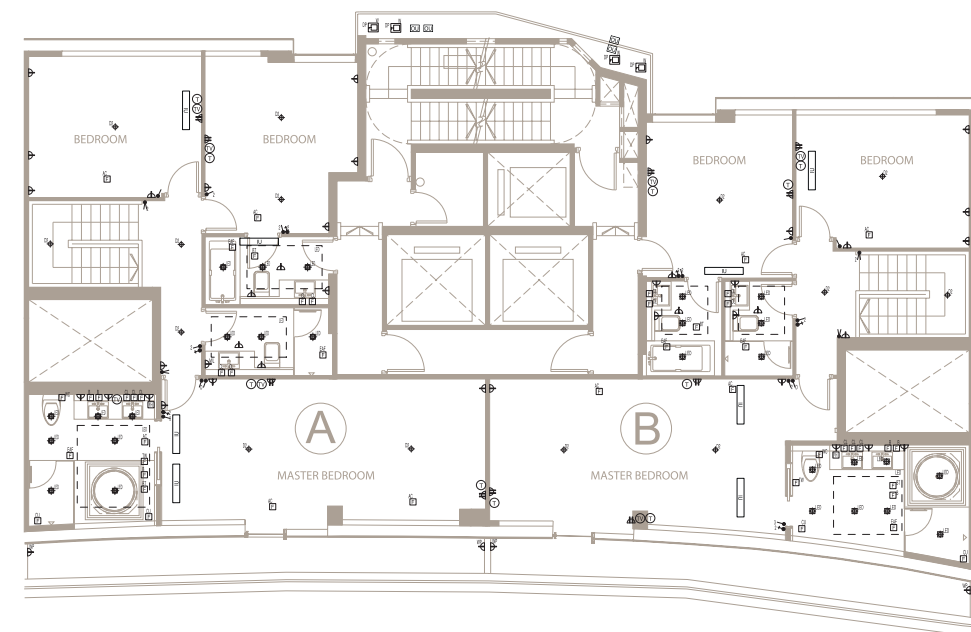
1座 35樓頂層複式A、B單位上層  
Tower 1 35/F A, B

## 機電裝置平面圖 Mechanical & Electrical Provision Plans

### 頂層複式單位 Duplex Unit



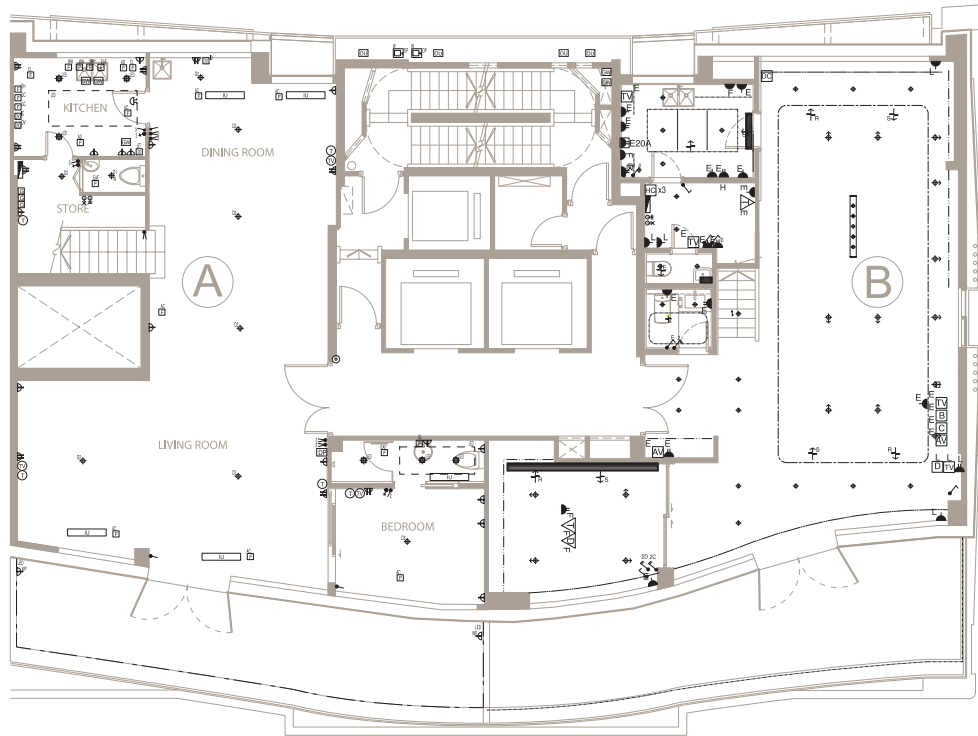
2座 33樓頂層複式A、B單位  
Tower 2 33/F A, B



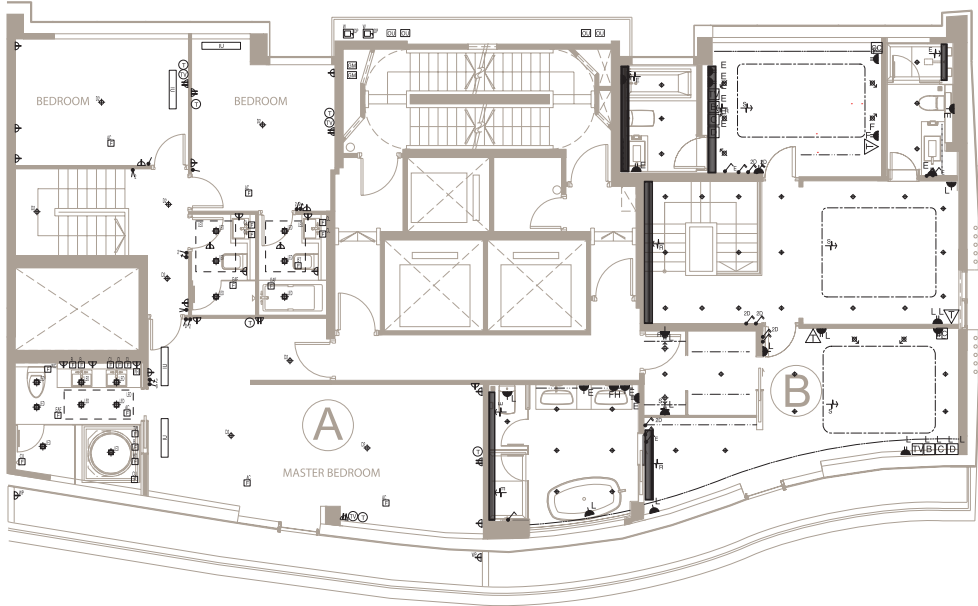
2座 35樓頂層複式A、B單位上層  
Tower 2 35/F A, B

機電裝置平面圖 Mechanical & Electrical Provision Plans

頂層複式單位 Duplex Unit



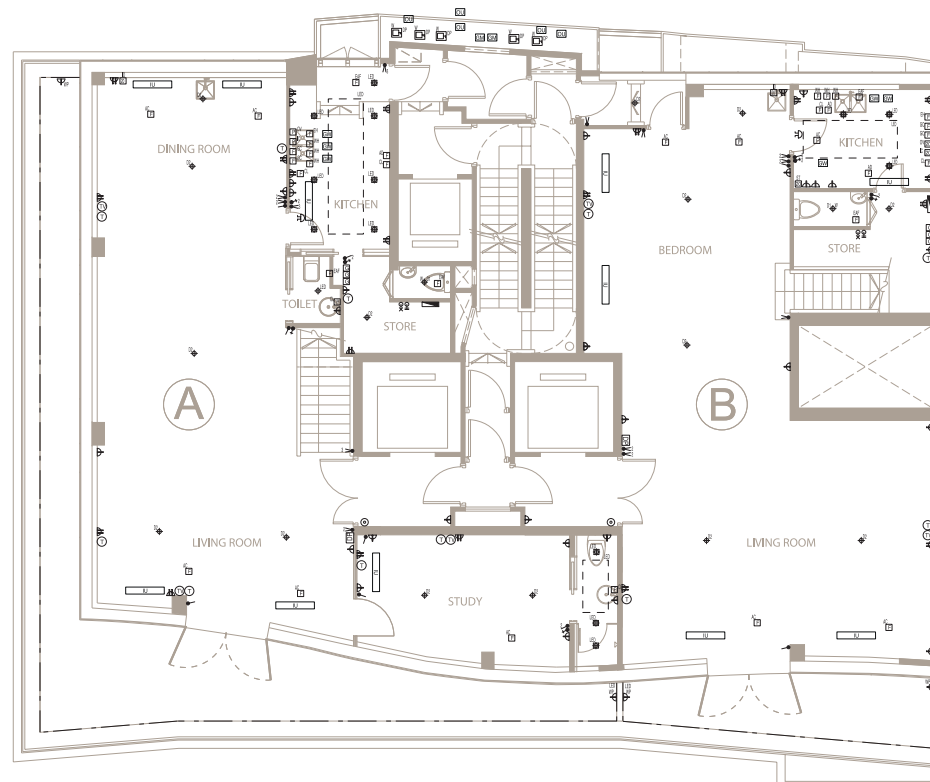
3座 33樓頂層複式A、B單位  
Tower 3 33/F A, B



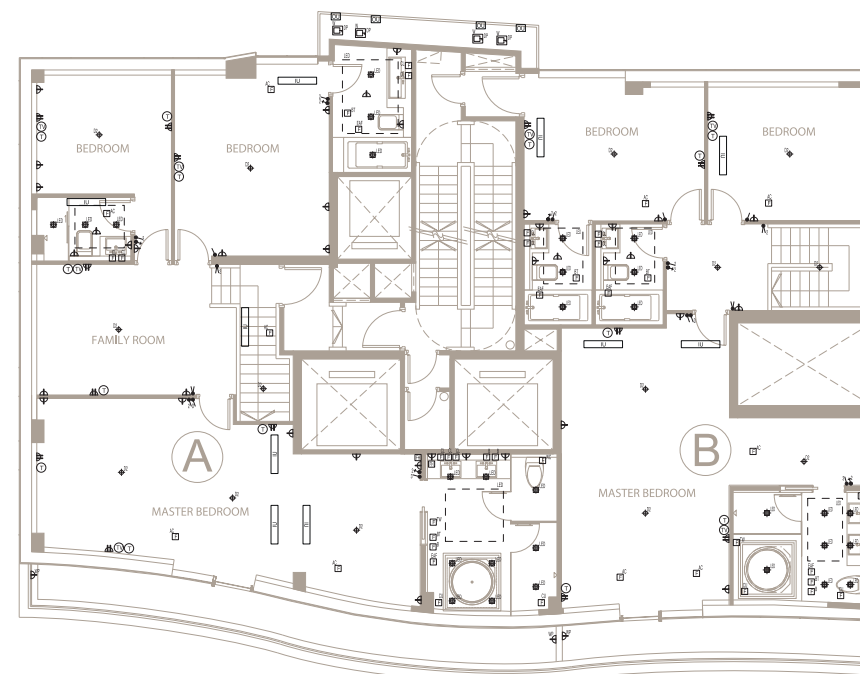
3座 35樓頂層複式A、B單位上層  
Tower 3 35/F A, B

## 機電裝置平面圖 Mechanical & Electrical Provision Plans

### 頂層複式單位 Duplex Unit



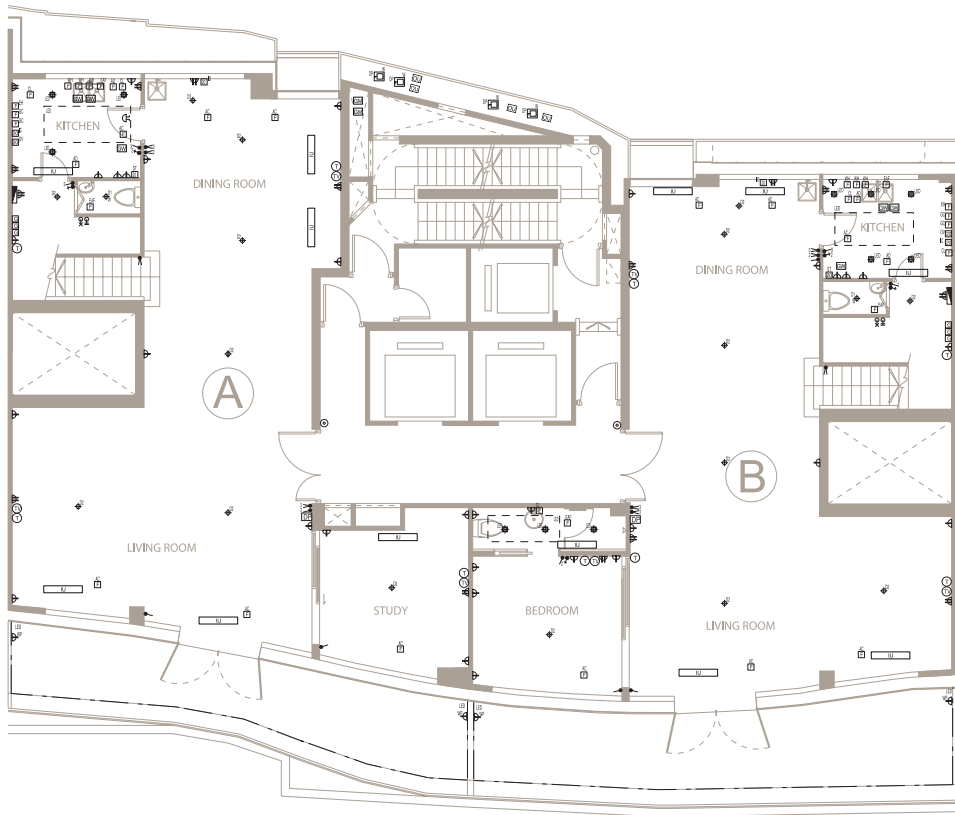
6座 33樓頂層複式A、B單位  
Tower 6 33/F A, B



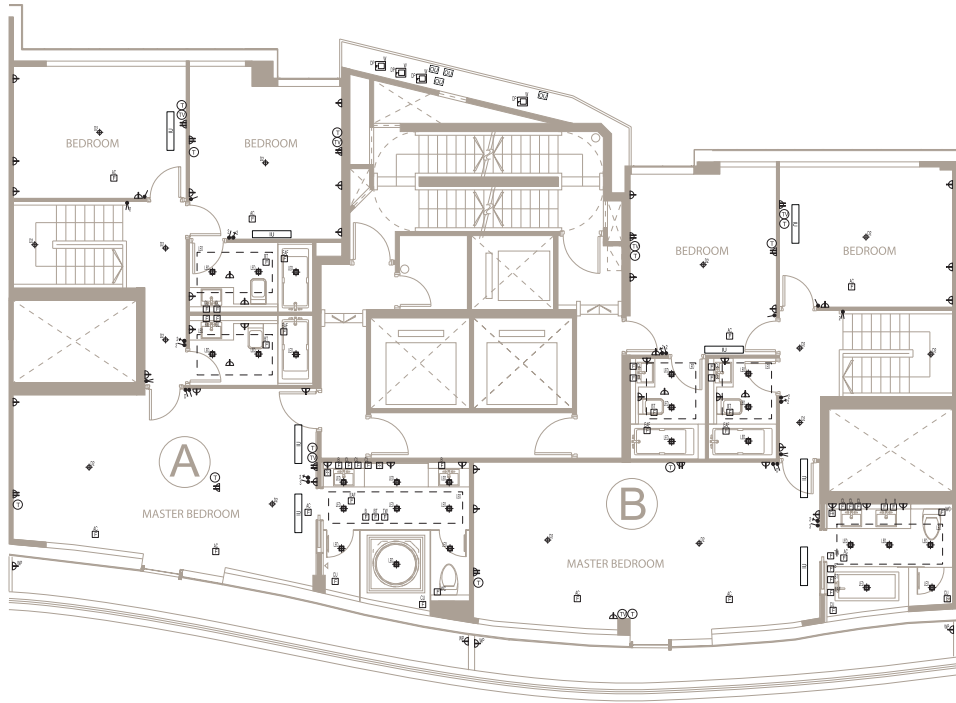
6座 35樓頂層複式A、B單位上層  
Tower 6 35/F A, B

機電裝置平面圖 Mechanical & Electrical Provision Plans

頂層複式單位 Duplex Unit



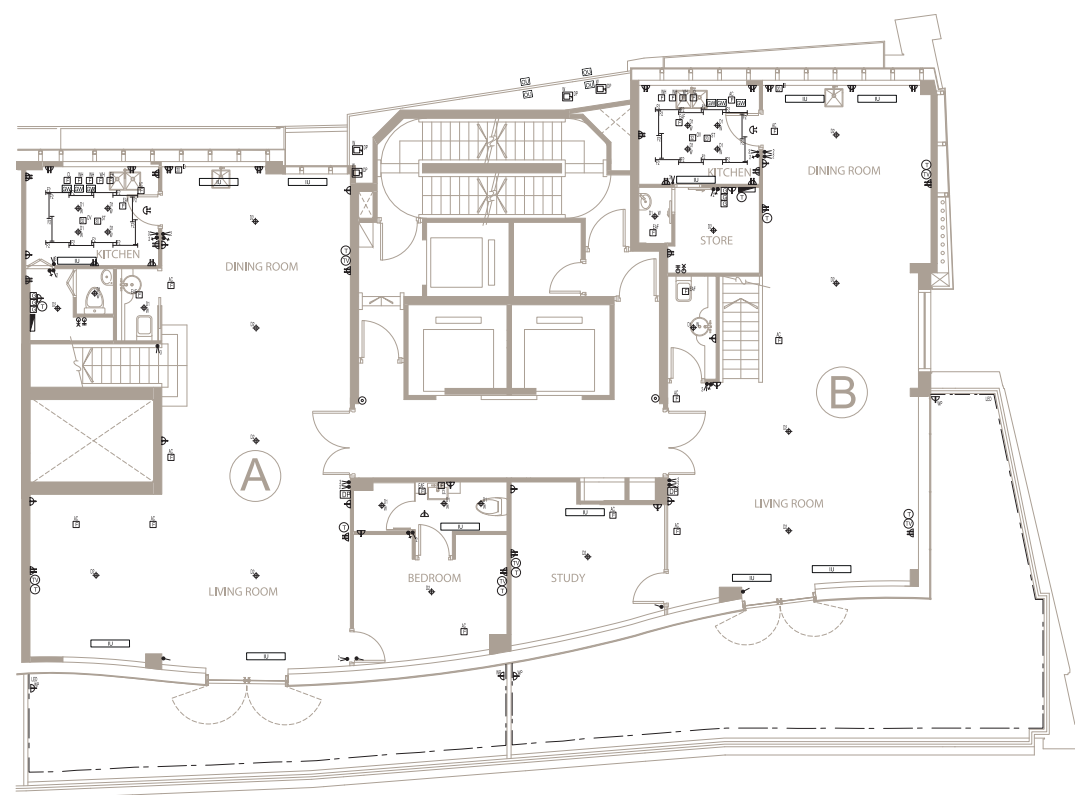
8座 33樓頂層複式A、B單位  
Tower 8 33/F A, B



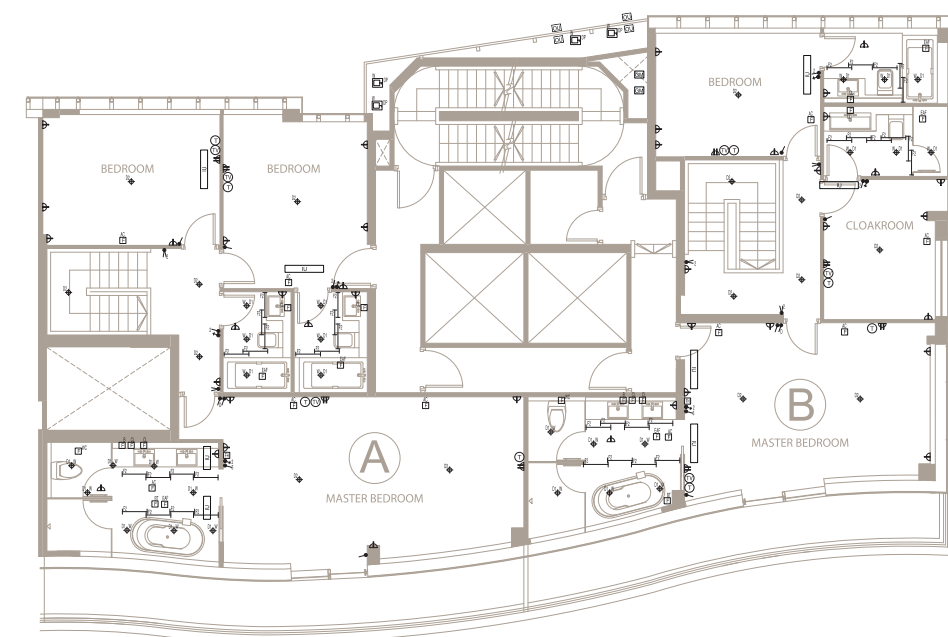
8座 35樓頂層複式A、B單位上層  
Tower 8 35/F A, B

## 機電裝置平面圖 Mechanical & Electrical Provision Plans

### 頂層複式單位 Duplex Unit



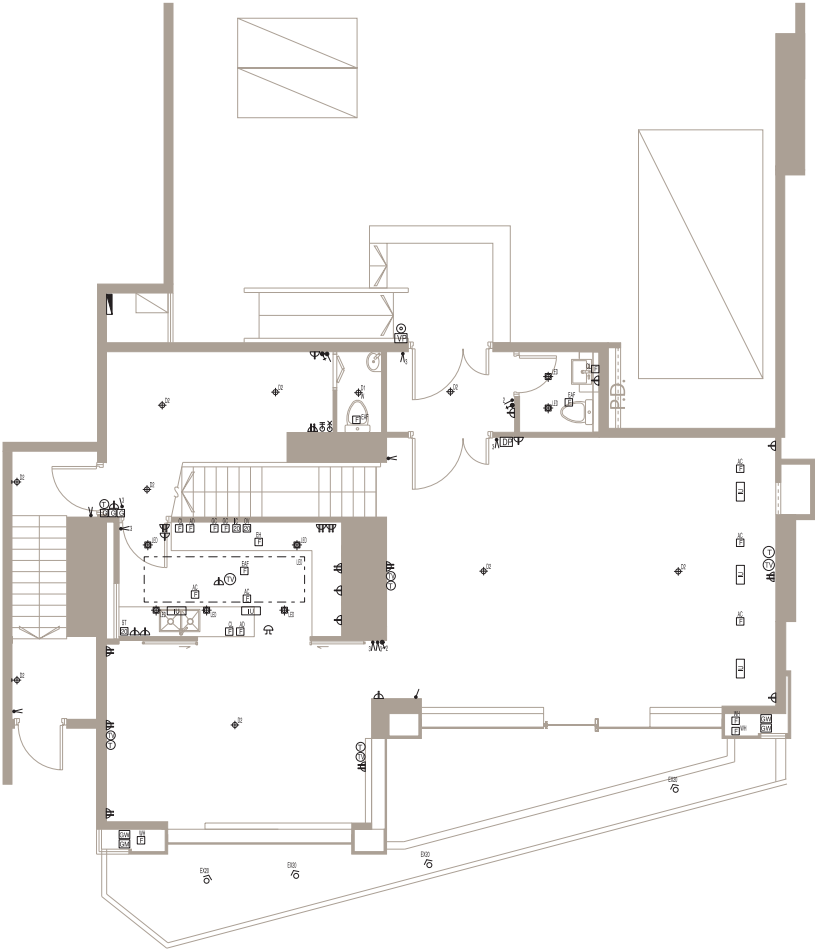
9座 33樓頂層複式A、B單位  
Tower 9 33/F A, B



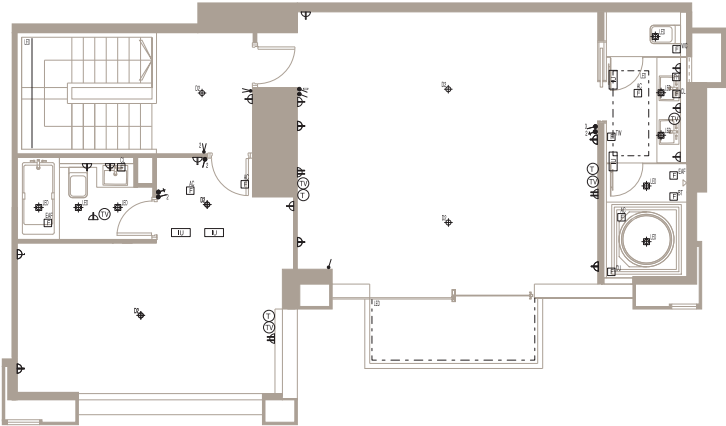
9座 35樓頂層複式A、B單位上層  
Tower 9 35/F A, B

機電裝置平面圖 Mechanical & Electrical Provision Plans

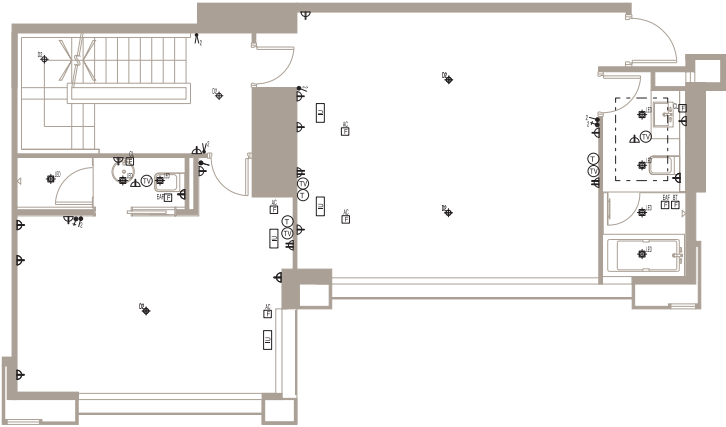
花園洋房單位 Garden House Unit



1 號花園洋房單位 地庫1層  
Garden House Unit No. 1 B1/F



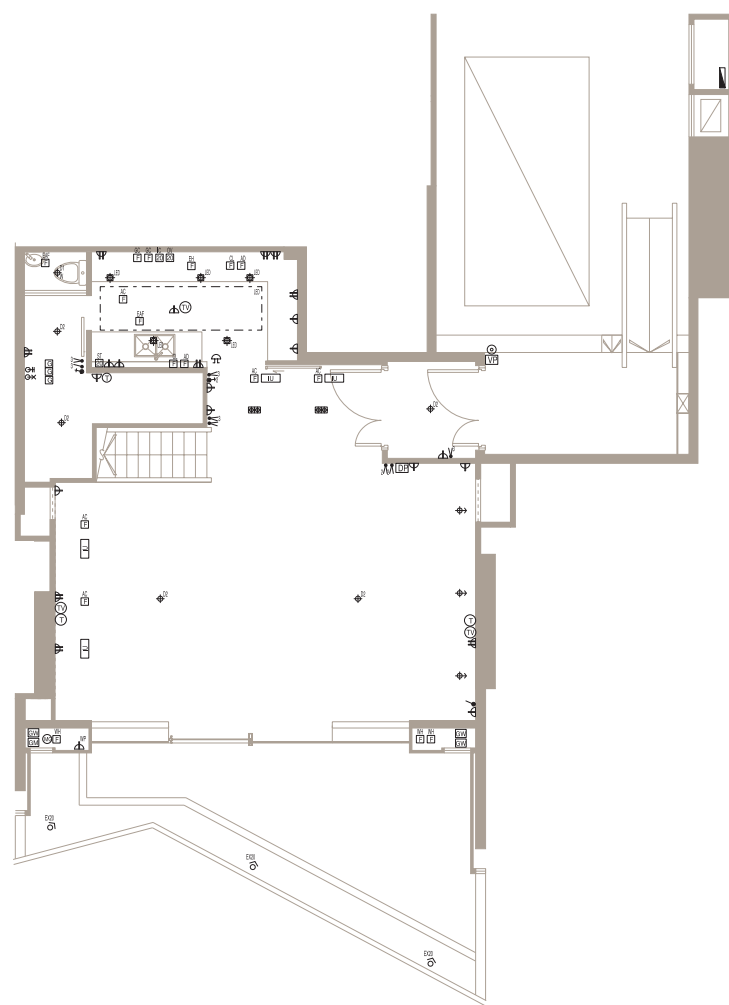
1 號花園洋房單位 1 樓  
Garden House Unit No. 1 1/F



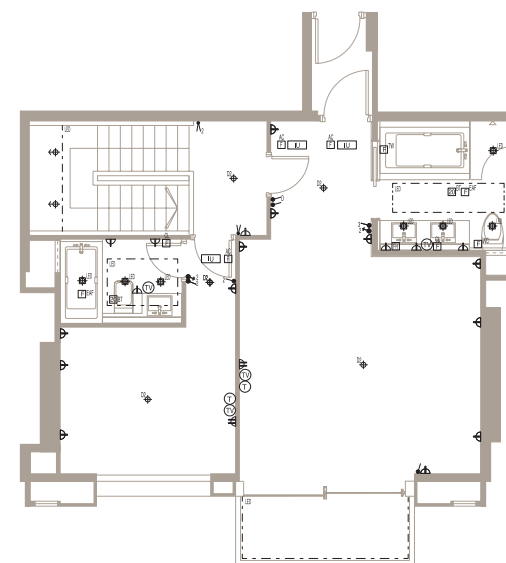
1 號花園洋房單位 地面  
Garden House Unit No. 1 G/F

## 機電裝置平面圖 Mechanical & Electrical Provision Plans

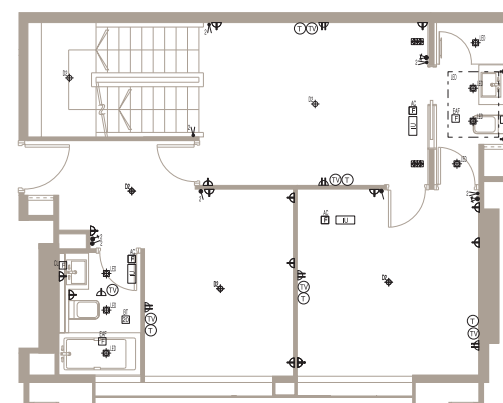
### 花園洋房單位 Garden House Unit



2號花園洋房單位 地庫1層  
Garden House Unit No. 2 B1/F



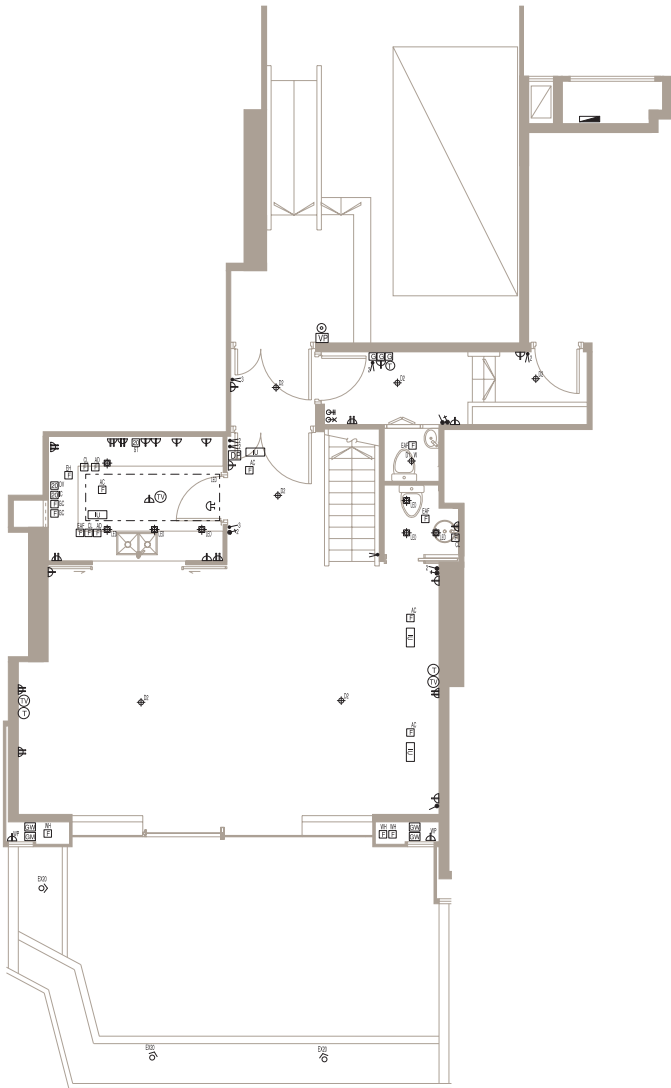
2號花園洋房單位 1樓  
Garden House Unit No. 2 1/F



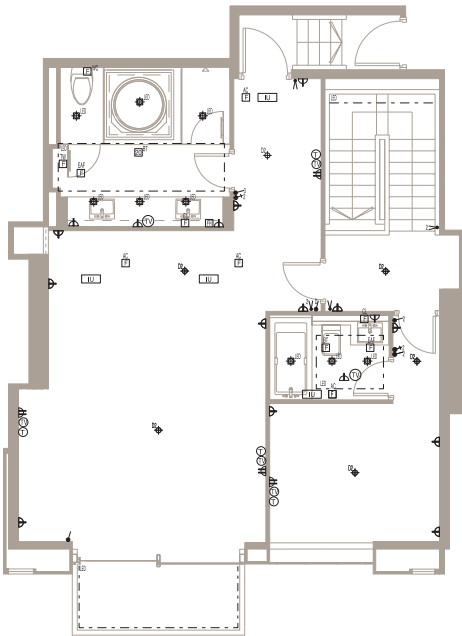
2號花園洋房單位 地面  
Garden House Unit No. 2 G/F

機電裝置平面圖 Mechanical & Electrical Provision Plans

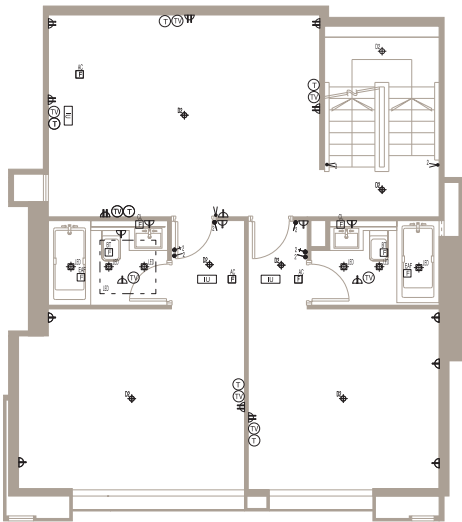
花園洋房單位 Garden House Unit



3號花園洋房單位 地庫1層  
Garden House Unit No. 3 B1/F



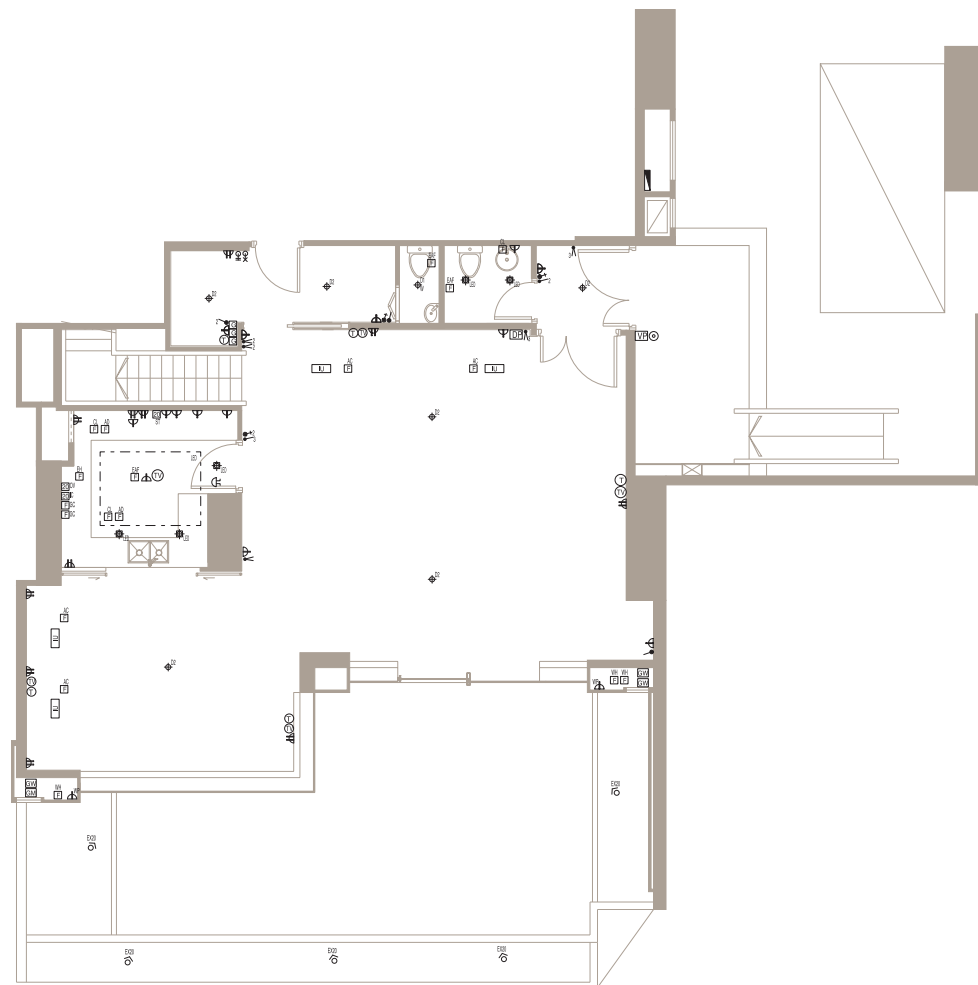
3號花園洋房單位 1樓  
Garden House Unit No. 3 1/F



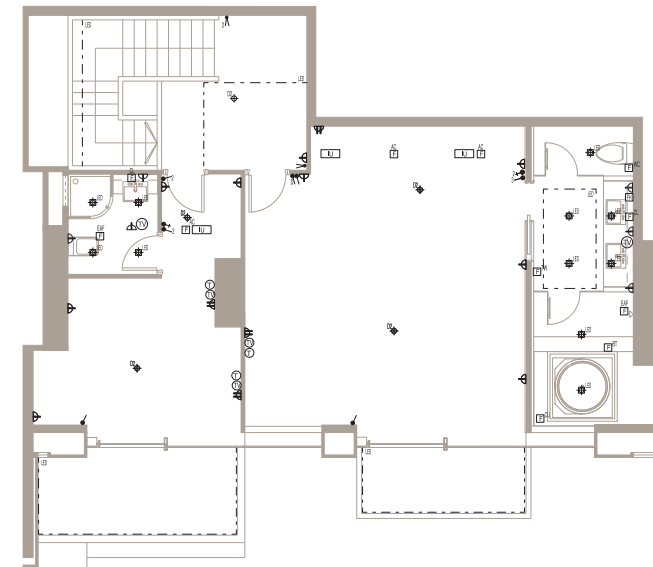
3號花園洋房單位 地面  
Garden House Unit No. 3 G/F

## 機電裝置平面圖 Mechanical & Electrical Provision Plans

### 花園洋房單位 Garden House Unit



6號花園洋房單位 地庫1層  
Garden House Unit No. 6 B1/F



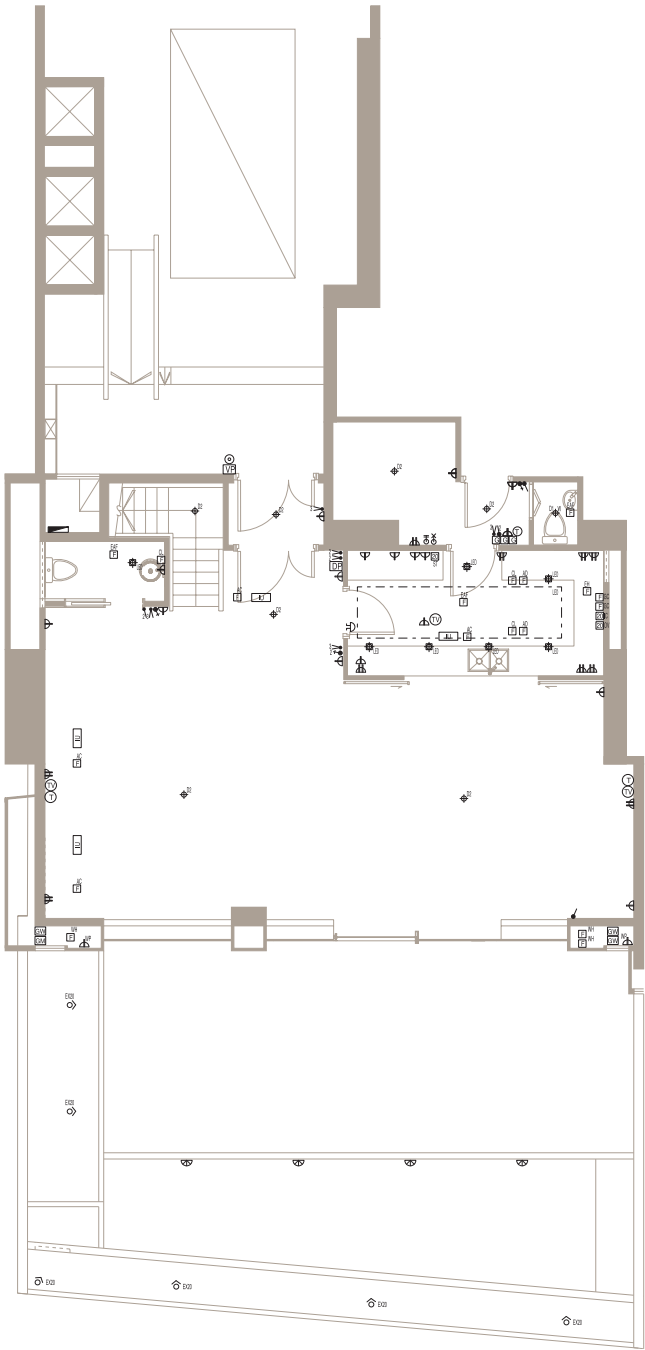
6號花園洋房單位 1樓  
Garden House Unit No. 6 1/F



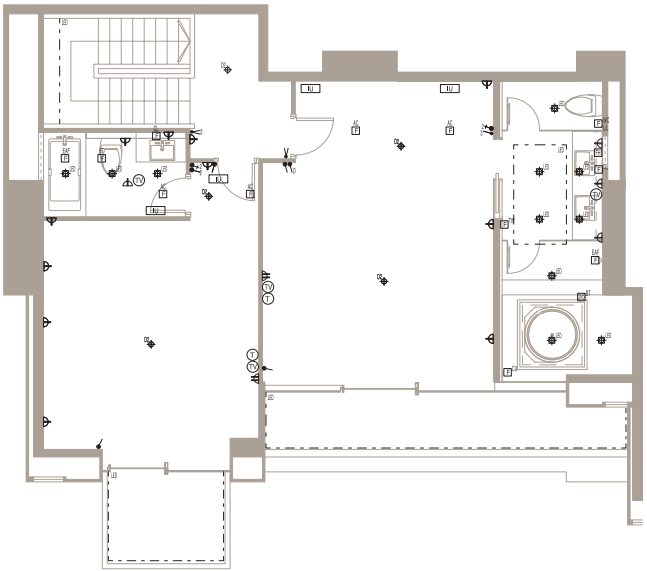
6號花園洋房單位 地面  
Garden House Unit No. 6 G/F

機電裝置平面圖 Mechanical & Electrical Provision Plans

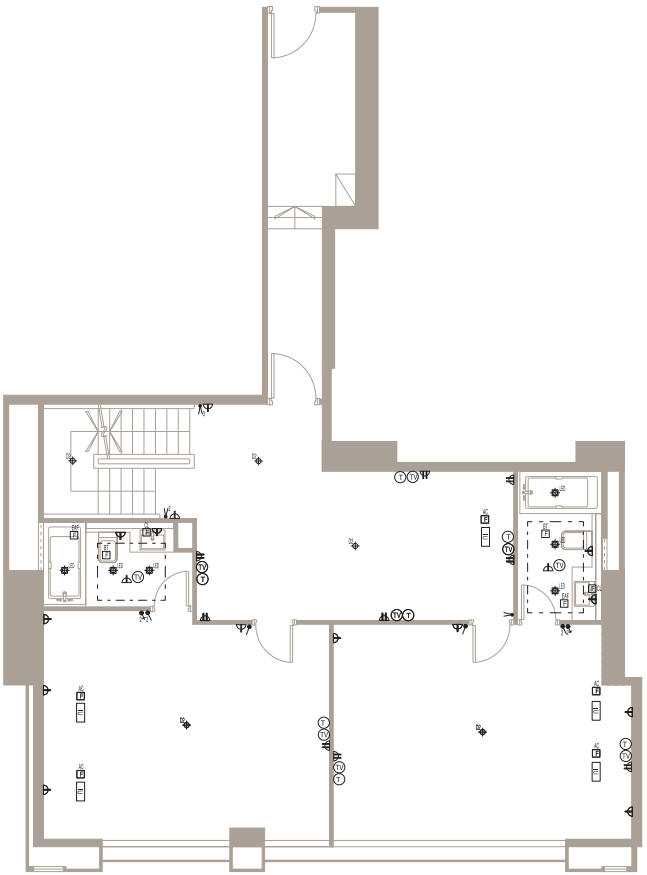
花園洋房單位 Garden House Unit



8號花園洋房單位 地庫1層  
Garden House Unit No. 8 B1/F



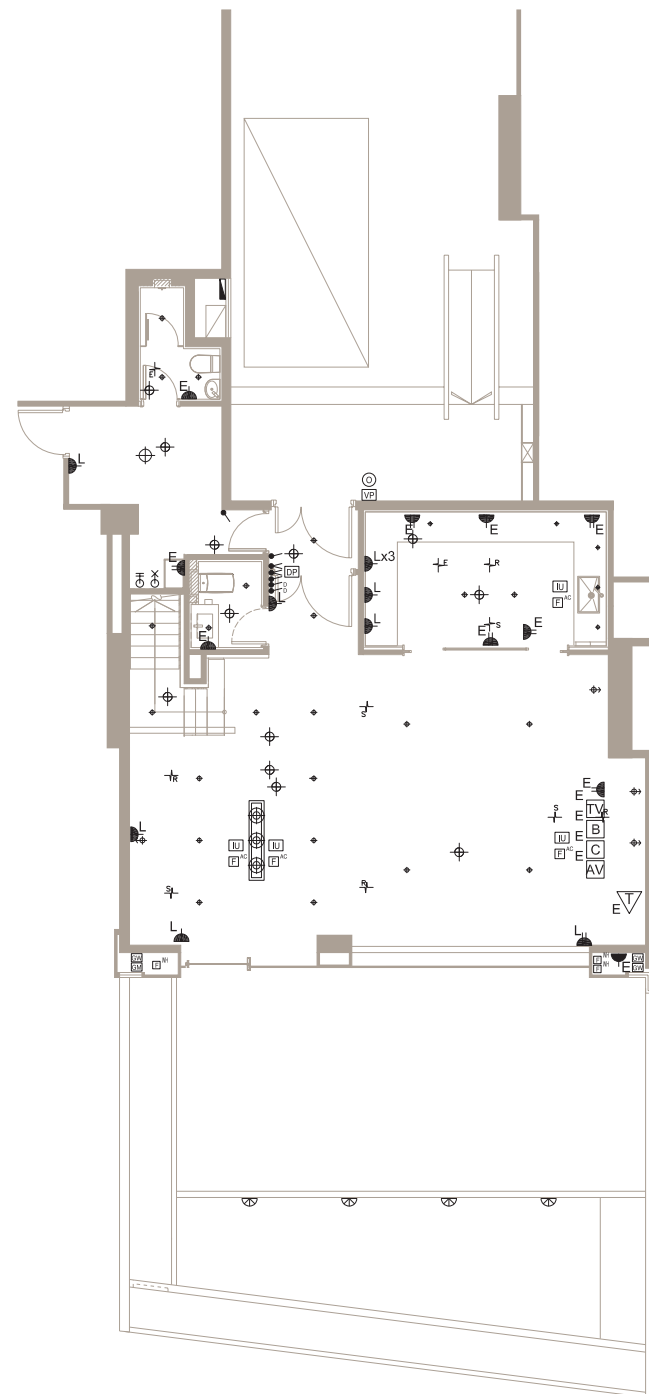
8號花園洋房單位 1樓  
Garden House Unit No.8 1/F



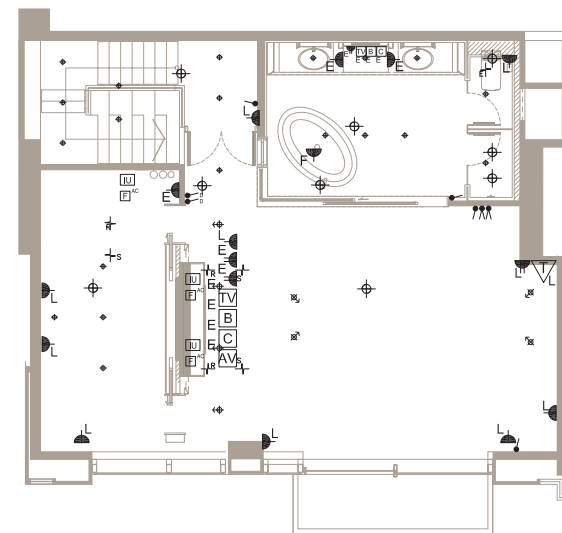
8號花園洋房單位 地面  
Garden House Unit No. 8 G/F

## 機電裝置平面圖 Mechanical & Electrical Provision Plans

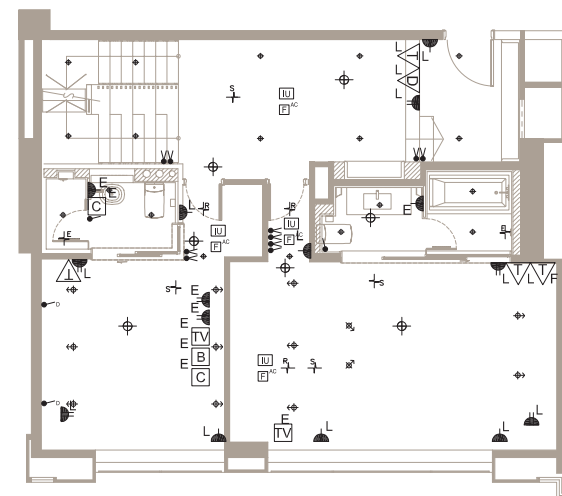
### 花園洋房單位 Garden House Unit



9號花園洋房單位 地庫1層  
Garden House Unit No. 9 B1/F



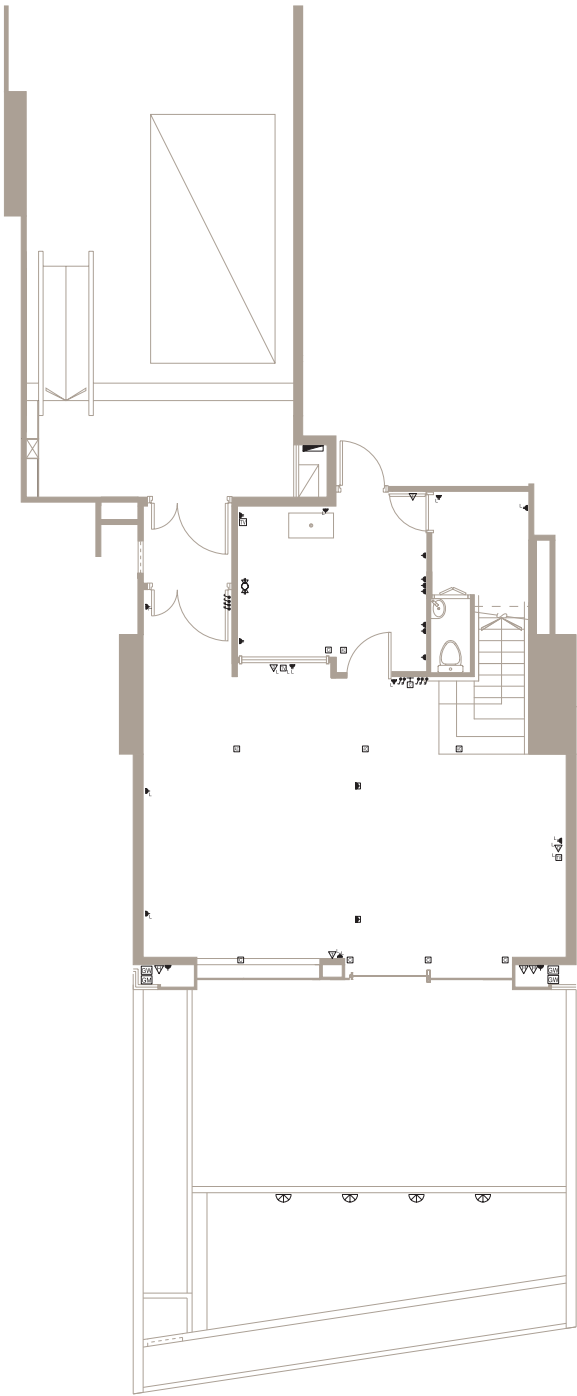
9號花園洋房單位 1樓  
Garden House Unit No. 9 1/F



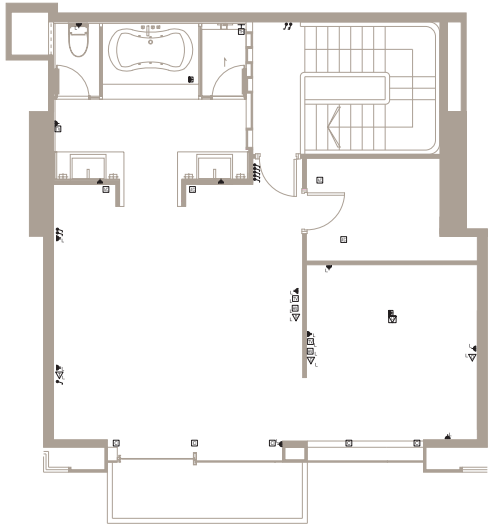
9號花園洋房單位 地面  
Garden House Unit No. 9 G/F

機電裝置平面圖 Mechanical & Electrical Provision Plans

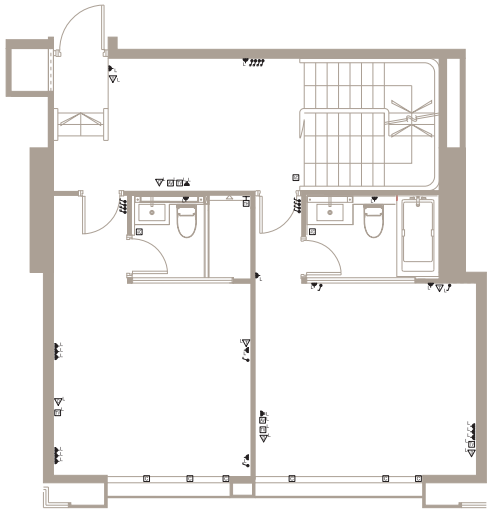
花園洋房單位 Garden House Unit



10號花園洋房單位 地庫1層  
Garden House Unit No. 10 B1/F



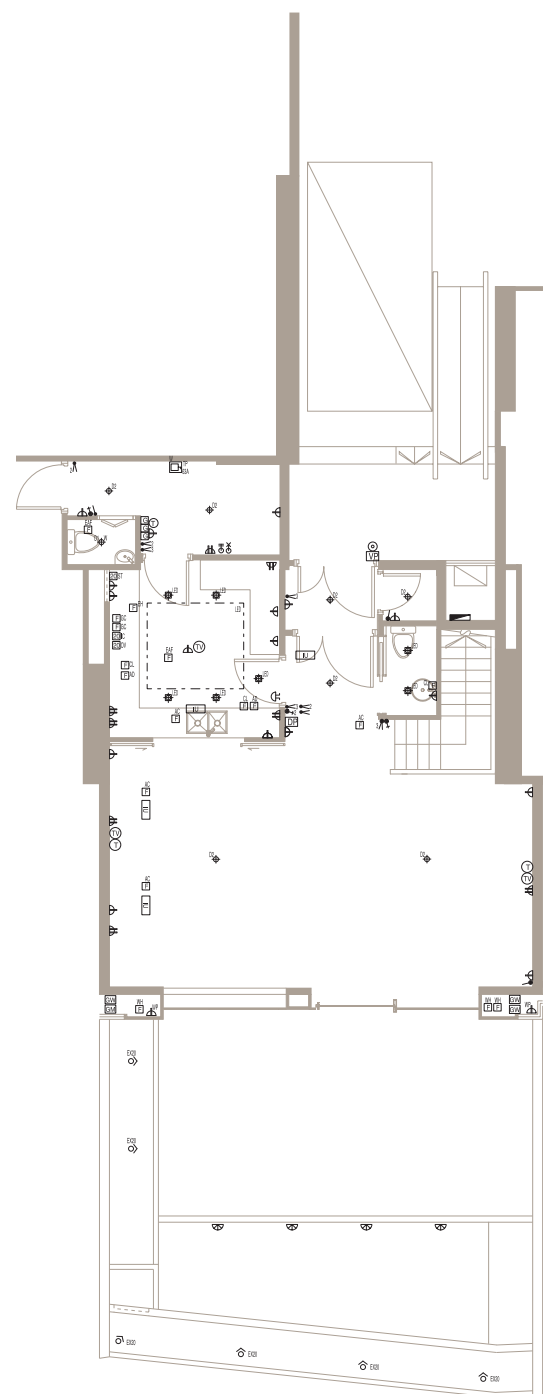
10號花園洋房單位 1樓  
Garden House Unit No. 10 1/F



10號花園洋房單位 地面  
Garden House Unit No. 10 G/F

## 機電裝置平面圖 Mechanical & Electrical Provision Plans

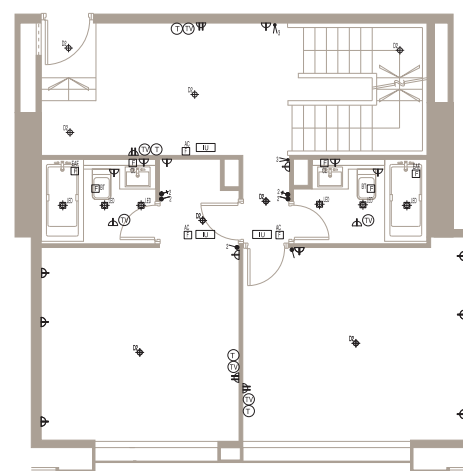
### 花園洋房單位 Garden House Unit



11號花園洋房單位 地庫1層  
Garden House Unit No. 11 B1/F



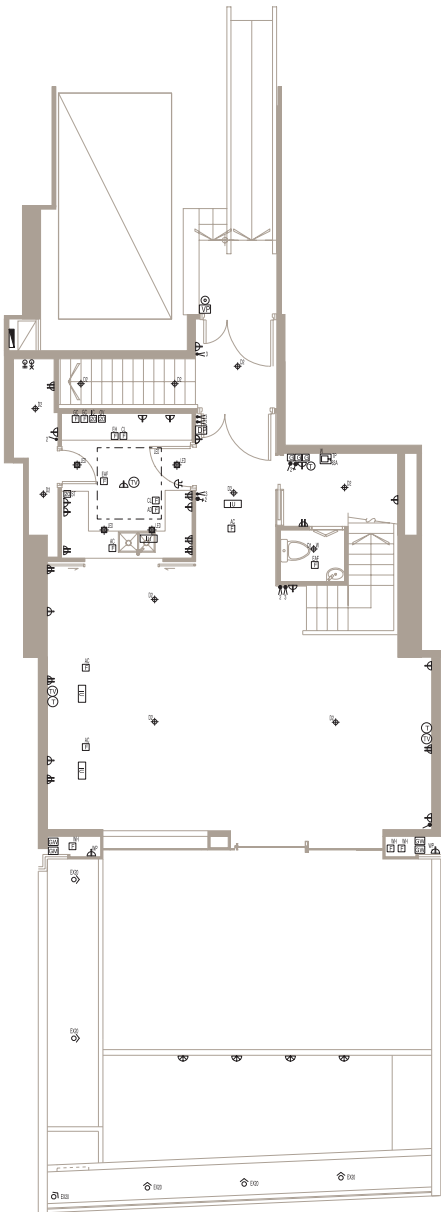
11號花園洋房單位 1樓  
Garden House Unit No. 11 1/F



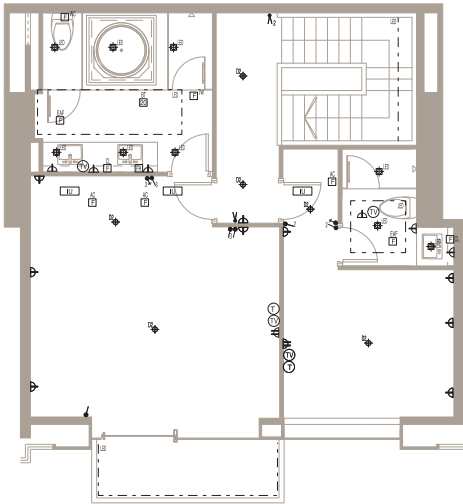
11號花園洋房單位 地面  
Garden House Unit No. 11 G/F

機電裝置平面圖 Mechanical & Electrical Provision Plans

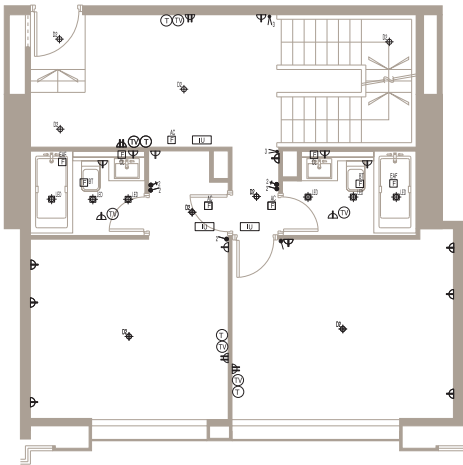
花園洋房單位 Garden House Unit



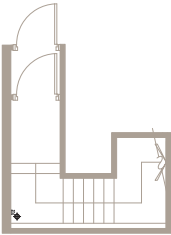
12號花園洋房單位 地庫1層  
Garden House Unit No. 12 B1/F



12號花園洋房單位 1樓  
Garden House Unit No. 12 1/F



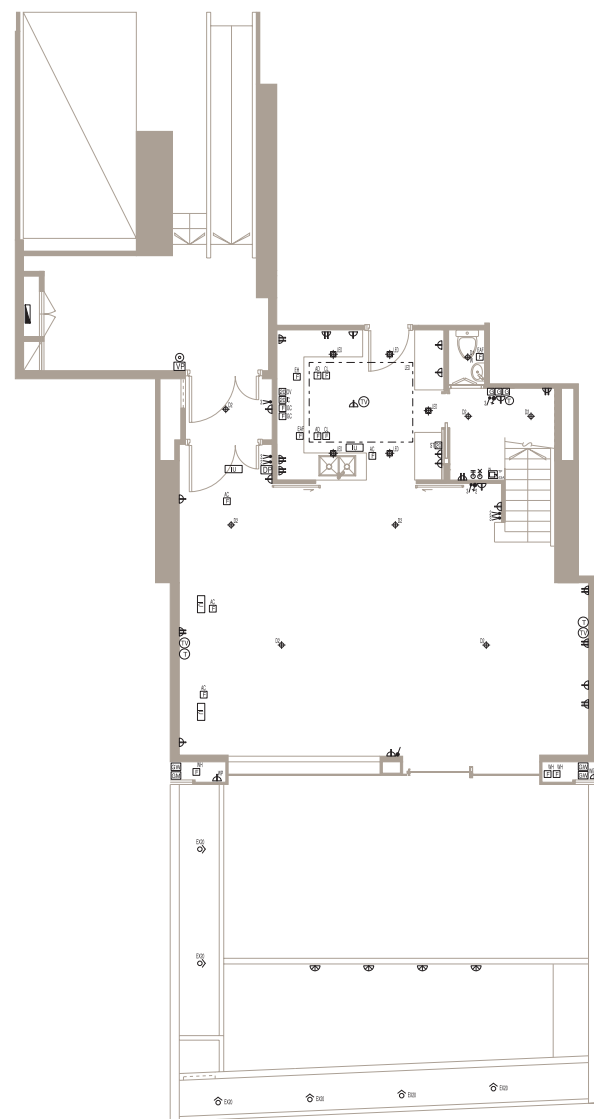
12號花園洋房單位 地面  
Garden House Unit No. 12 G/F



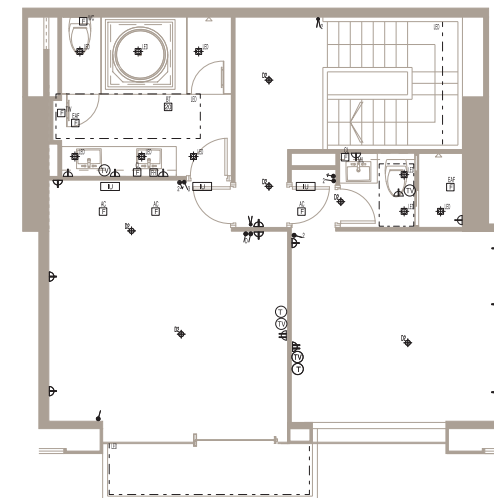
12號花園洋房單位 地庫2層  
Garden House Unit No. 12 B2/F

## 機電裝置平面圖 Mechanical & Electrical Provision Plans

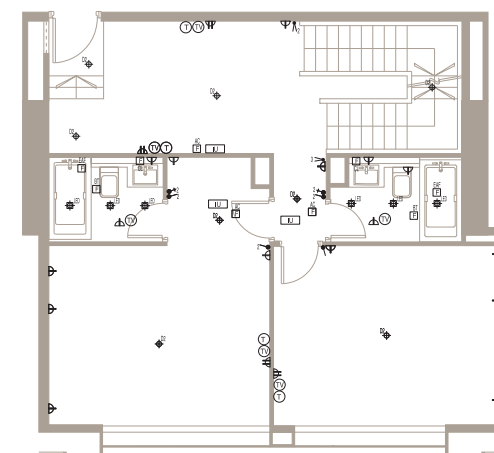
### 花園洋房單位 Garden House Unit



16號花園洋房單位 地庫1層  
Garden House Unit No. 16 B1/F



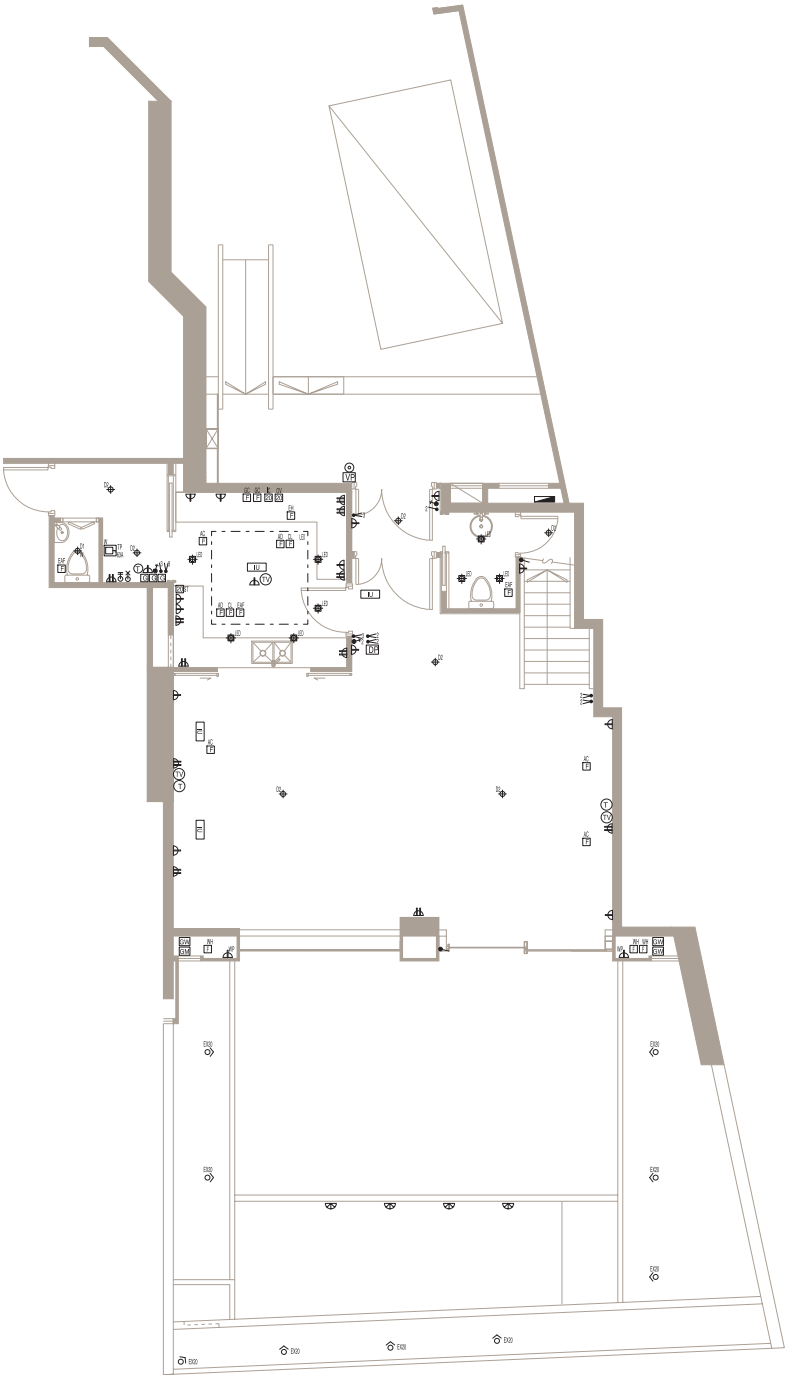
16號花園洋房單位 1樓  
Garden House Unit No. 16 1/F



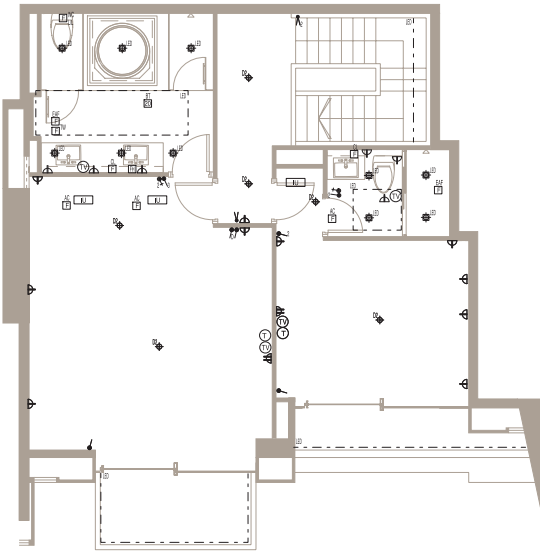
16號花園洋房單位 地面  
Garden House Unit No. 16 G/F

機電裝置平面圖 Mechanical & Electrical Provision Plans

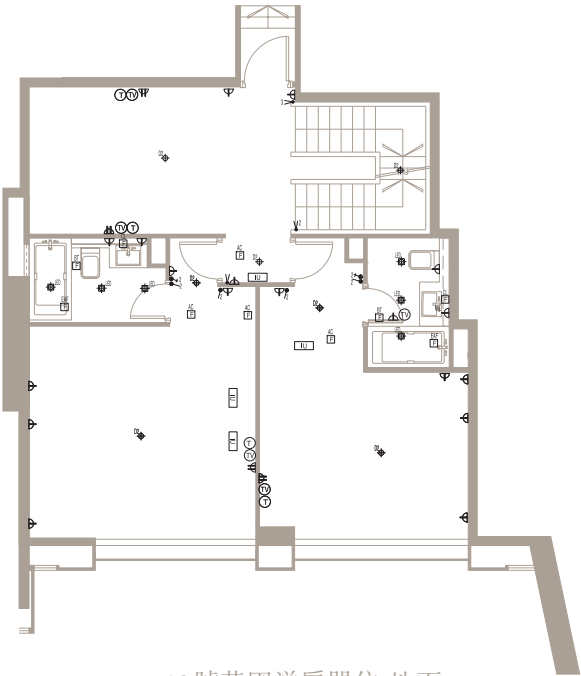
花園洋房單位 Garden House Unit



18號花園洋房單位 地庫1層  
Garden House Unit No. 18 B1/F



18號花園洋房單位 1樓  
Garden House Unit No. 18 1/F



18號花園洋房單位 地面  
Garden House Unit No. 18 G/F

機電裝置說明表 MECHANICAL & ELECTRICAL PROVISIONS



	總電掣箱 MCB board
	單位單控燈掣 1 Way 1 Gang Lighting Switch
	單位雙控燈掣 1 Way 2 Gang Lighting Switch
	單位三控燈掣 1 Way 3 Gang Lighting Switch
	雙位單控燈掣 2 Way 1 Gang Lighting Switch
	雙位雙控燈掣 2 Way 2 Gang Lighting Switch
	雙位三控燈掣 2 Way 3 Gang Lighting Switch
	單位雙極開關掣 1 Way 1 Gang Double Pole Switch
	雙位雙極開關掣 1 Way 2 Gang Double Pole Switch
	單位單控調光燈掣 1 Way 1 Gang Dimming Lighting Switch
	單位雙極開關掣供冷氣室內機 1 Way 1 Gang Double Pole Switch For A/C Indoor Unit
	13安培單位電插座 13A Socket Outlet
	13安培雙位電插座 13A Twin Socket Outlet
	13安培單位電插座供雪櫃 13A Socket Outlet For Fridge
	13安培IP65防水單位電插座 13A IP65 Watertight socket outlet
	13安培單位電插座供咖啡機 13A Socket Outlet For Coffee Machine
	13安培單位電插座供酒櫃 13A Socket Outlet For Wine Cellar
	防水雙極開關掣 Water Proof Double Pole Switch
	13安培接線蘇 13A Fused Spur Unit
	13安培接線蘇供抽氣扇 13A Fused Spur Unit For Exhaust Air Fan
	13安培接線蘇供冷氣室內機 13A Fused Spur Unit For A/C Indoor Unit
	13安培接線蘇供煤氣熱水爐 13A Fused Spur Unit For Gas Water Heater
	13安培接線蘇供座廁 13A Fused Spur Unit For Water Closet
	13安培接線蘇供電插座 13A Fused Spur Unit For Socket
	13安培接線蘇供自動門 13A Fused Spur Unit For Automatic Door
	13安培接線蘇供櫃燈 13A Fused Spur Unit For Cabinet Lighting
	13安培接線蘇供按摩浴缸 13A Fused Spur Unit For Jacuzzi
	13安培接線蘇供煤氣煮食爐 13A Fused Spur Unit For Gas Cooker
	13安培接線蘇供抽油煙機 13A Fused Spur Unit For Cooker Hood
	20安培雙極開關供電磁爐 20A Double Pole Switch For Induction Cooker
	20安培雙極開關供電烤爐 20A Double Pole Switch For Electric Grill
	20安培雙極開關供焗爐 20A Double Pole Switch For Oven
	20安培雙極開關供蒸爐 20A Double Pole Switch For Steamer

	電視公共天線插座 TV/FM Outlet
	電話插座 Telephone Outlet
	視像對講機 Video Doorphone
	門鈴按掣 Door Bell Push Button
	煤氣熱水爐溫度控制器 Town Gas Water Heater Temperature Remote Controller
	訪客對講機 Visitor Panel
	門鈴 Door Bell
	筒燈 Downlight Type 1
	天花燈座 Ceiling Lamp Holder
	筒燈 Downlight Type 2
	LED筒燈 LED Downlight
	T5光管 T5 Fluorescent Tube
	暗藏光管燈盤 Recessed Fluorescent Luminaire
	LED燈帶 LED Light Strips
	插泥燈 Spike Light
	20安培雙極開關供按摩浴缸 20A Double Pole Switch For Jacuzzi
	13安培接線蘇供洗手龍頭 13A Fused Spur Unit For Water Tap
	13安培接線蘇供洗臉盤 13A Fused Spur Unit For Basin Light
	洗衣機去水位 Drain Point For Washing Machine
	洗衣機來水位 Water Point For Washing Machine
	冷氣室內機 Indoor A/C Unit
	冷氣室外機 Outdoor A/C Unit
	13安培接線蘇供洗碗機 13A Fused Spur Unit For Dish Washing Machine
	13安培接線蘇供電簾 13A Fused Spur Unit For Electrical Curtain
	13安培接線蘇供熱毛巾架 13A Fused Spur Unit For Towel Warmer
	地熱控制器 Floor Heater Controller
	煤氣熱水爐 Gas Water Heater
	煤氣錶 Gas Meter
	水池底燈 Pool Under Water Light
	防水筒燈 Weatherproof Down Light Type 1
	單位雙控雙極開關掣 2 Way 1 Gang Double Pole Switch
	掛牆式燈座 Wall Mounted Lamp Holder
	低壓嵌入式可調角度射燈 L.V. Recessed ADJ. Accent Light
	雙頭豆膽燈 Recessed Downlight (Double)



下列圖例適用於第三座33及35樓B單位及花園洋房單位9號  
Below legend is fit for Tower 3. 33/F and 35/F B Unit and Garden House Unit 9.

	單位控燈掣 1 Way 1 Gang Lighting Switch
	雙位控燈掣 1 Way 2 Gang Lighting Switch
	4位控燈掣 1 Way 4 Gang Lighting Switch
	單控可調控燈掣 Single Switch w/. Dimmer
	雙控可調控燈掣 Twin Switch w/. Dimmer
	掛牆冷氣溫度操控掣 Wall Mounted Thermostat
	光度及窗簾調控器 Lutron Lighting & Curtain Control Panel
	電動捲簾控掣 Automatic Curtain Control Panel (Double Layers)
	感應開關燈掣 Sensor Switch
	13安培電插座 (離地300mm高) 13A Single Power Socket at 300mm HT. from F.F.L.
	13安培電插座 (高度參照立面) 13A Single Power Socket Refer ELEV.
	13安培地電插座 13A Single Power Socket (Floor Mounted)
	雙13安培地電插座 13A Double Power Socket (Floor Mounted)
	雙13安培電插座 (離地300mm高) 13A Double Power Socket at 300mm HT. from F.F.L.
	雙13安培電插座 (高度參照立面) 13A Double Power Socket Refer ELEV.
	電話插座 (離地300mm高) Telephone Outlet at 300mm HT. from F.F.L.
	電話插座 (高度參照立面) Telephone Outlet Refer ELEV.
	電話地插座 Telephone Outlet (floor Mounted)
	電視公共天線插座 (高度參照立面) TV/FM Outlet Refer ELEV.
	有線電視天線插座 (高度參照立面) Cable TV Outlet Refer ELEV.
	寬頻電視天線插座 (高度參照立面) Boardband TV Outlet Refer ELEV.
	數據插座 Data Outlet at 300mm HT. from F.F.L.
	音響插座 A.V. Outlet
	低壓嵌入式射燈 L.V. Recessed Downlight
	低壓嵌入式可調角度射燈 L.V. Recessed ADJ. Accent Light
	雙頭豆膽燈 Recessed Downlight (Double)
	嵌入式LED射燈 Embedded LED
	窗簾藏光 Curtain Wash Light
	天花燈槽 Ceiling Cove Light
	層架藏光 Shelf Cabinet Light
	吸頂燈 (露台) Ceiling Lamp (Balcony)
	冷氣百葉 Linear Air Diffuser
	立式冷氣出風百葉 Vertical Linear Diffuser for Air Supply
	立式冷氣回風百葉 Vertical Linear Diffuser for Air Return
	立式插氣扇 Vertical Linear Diffuser for Exhaust
	總電掣箱 MCB board
	洗衣機去水位 Drain Point For Washing Machine
	洗衣機來水位 Water Point For Washing Machine
	煤氣熱水爐 Gas Water Heater
	煤氣錶 Gas Meter

下列圖例適用於花園洋房單位10號。  
Below legend is fit for Garden House Unit 10.

	13安培單位電插座 (下層) 13A Single Power Socket Wall Mounted at Low Level
	13安培單位電插座 (牆身) 13A Single Power Socket Wall Mounted
	13安培單位地電插座) 13A Single Power Socket Floor Mounted
	13安培雙位地電插座 13A Twin Power Socket Floor Mounted
	13安培雙位電插座 (下層) 13A Twin Power Socket at Low Level
	13安培雙位電插座 (牆身) 13A Twin Power Socket Wall Mounted
	防水13安培單位電插座 13A Single Power Socket Wall Mounted Water Proof
	電話插座 (下層) Telephone Outlet Wall Mounted at Low Level
	電話插座 (牆身) Telephone Outlet Wall Mounted
	電話插座 (地下) Telephone Outlet Floor Mounted
	電視公共天線插座 (下層) TV/FM Outlet Wall Mounted at Low Level
	電視公共天線插座 (牆身) TV/FM Outlet Wall Mounted
	數據插座 Data Outlet Wall Mounted at Low Level
	音響插座 (下層) A.V. Outlet Wall Mounted at Low Level
	煤氣接駁位 Connection Point Towngas Heater Wall Mounted
	音響插座 (牆身) A.V. Outlet Wall Mounted
	冷氣機接位 A/C Connection Point in False Ceiling Level
	電動簾接線位 Electrical Curtain Connection Point at High Level
	單控燈掣 Single Switch at 1350mmH
	雙控燈掣 Twin Switch at 1350mmH
	恆溫器 Wall Mounted Thermostat at 1350mmH
	電動捲簾控掣 Motorized Roller Blinds Control
	煤氣活口開關 Gas Valve under Countertop
	總電掣箱 MCB board
	洗衣機去水位 Drain Point For Washing Machine
	洗衣機來水位 Water Point For Washing Machine
	煤氣熱水爐 Gas Water Heater
	煤氣錶 Gas Meter



食水及沖廁水由水務署供應。  
電力由香港電燈有限公司供應。  
煤氣由香港中華煤氣有限公司供應。

Potable and flushing water is supplied by Water Supplies Department.  
Electricity is supplied by The Hong Kong Electric Company.  
Towngas is supplied by The Hong Kong and China Gas Company Limited.



地稅 Government Rent

住宅物業擁有人有法律責任繳付該住宅物業直至該住宅物業買賣完成日（包括該日）為止之地稅。

The owner of a residential property is liable for the Government rent of that residential property up to and including the date of completion of the sale and purchase of that residential property.



- 1. 在向買方交付指明住宅物業在空置情況下的管有權時，買方須負責向擁有人補還水、電力及氣體的按金；及
- 2. 在交付時，買方須向擁有人支付清理廢料的費用。

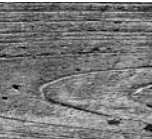
註：

- (a) 縱使在售楼說明書的印製日期，上述按金或費用的款額尚未確定，上文仍適用。
- (b) 清理廢料的費用可能須向管理人而非擁有人支付。

- 1. On the delivery of the vacant possession of the residential property to the purchaser, the purchaser is liable to reimburse the owner for the deposits for water, electricity and gas; and
- 2. On that delivery, the purchaser is also liable to pay to the owner a debris removal fee.

Note:

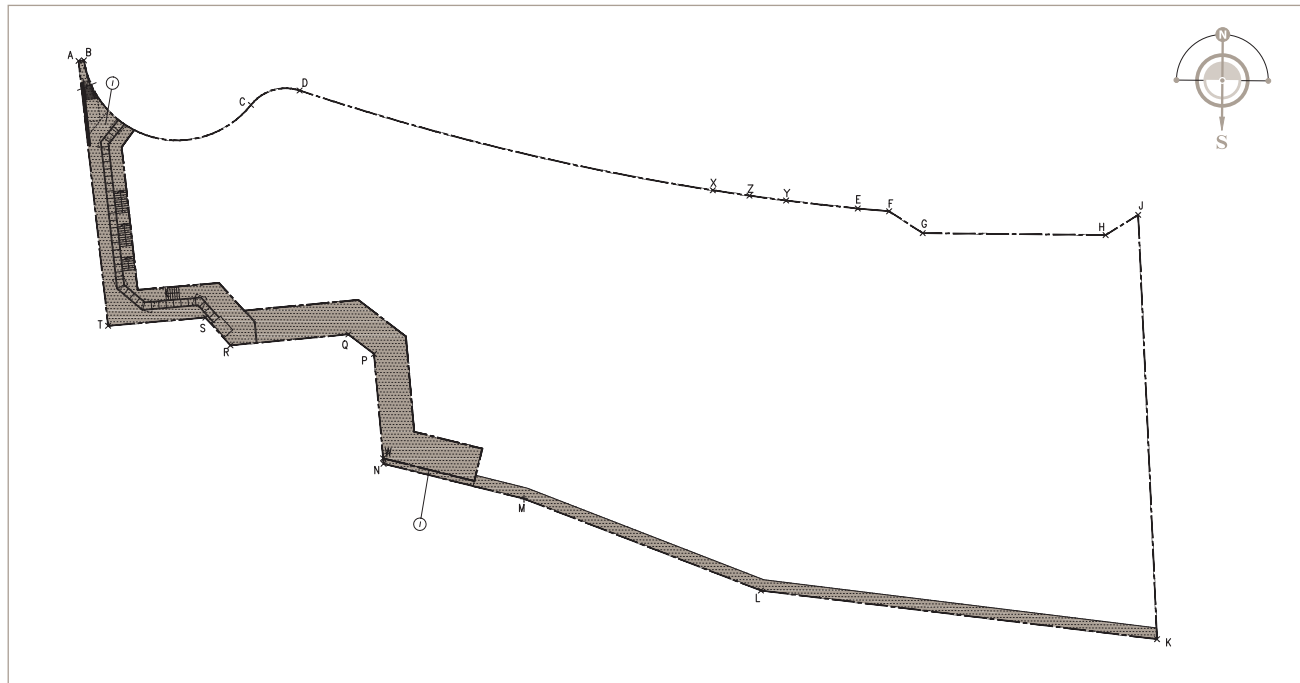
- (a) the above applies even though the amount of the deposits or fee is yet to be ascertained at the date on which the sales brochure is printed.
- (b) It may be the case that the debris removal fee is payable to the manager instead of the owner.



# 欠妥之處的保養責任期 Defect Liability Warranty Period

按買賣合約的規定，住宅單位及買賣合約所列出的裝置、裝修物料及設備之欠妥之處的保養責任期為住宅單位之成交日期起計為期六個月內。

Defects liability warranty period for the residential property and the fittings, finishes and appliances as set out in the sale and purchase agreement as provided in the sale and purchase agreement is within six months from the date of completion of the sale and purchase.



1. 批地文件規定，發展項目中的住宅物業的擁有人須自費維修任何斜坡，該規定的條款如下：

- (a) 如在該土地或任何政府土地上有進行或曾進行任何為該土地的塑造、平整或發展或其他承授人於批地文件下須進行的工程的目的或與上述工程有關連的情況下或為任何其他目的而進行的任何土地之削去、清除及後移工程或任何堆土、填土或任何種類的斜坡整理工程（不論該等工程是否已獲地政總署署長（「署長」）事先書面同意），承授人須自費進行及建造於當時或其後任何時間內有需要之斜坡整理工程、擋土牆或其他支撐、防護或排水系統或其他工程，以保護及支持該土地及任何毗鄰或毗連之政府土地或已出租土地，及排除或預防其後發生的任何泥土剝落、泥石傾瀉或土地下陷。承授人須於批地文件的年期內的所有時間自費保養上述的土地、斜坡整理工程、擋土牆或其他支撐、防護措施、排水系統或輔助或其他工程使之維持良好維修及保養狀況，至使署長滿意。
- (b) 上述第(a)段不損害政府在批地文件下的權利。
- (c) 如該土地或任何相鄰或毗連政府土地或

已出租土地因承授人進行塑造、平整、發展或者其他工程或由於其他原因而導致或引起任何泥土傾瀉、山泥傾瀉或下陷，承授人須自費復原及補救至使署長滿意，且須就該等泥土傾瀉、山泥傾瀉或下陷而將會或可能引致、蒙受或招致的任何成本、費用、損害、索求及申索向政府、其代理人及承辦商彌償。

- (d) 除任何其他批地文件訂明就當中任何條文的違反而享有的權利或濟助外，署長有權書面要求承授人進行、建造及保養上述土地、斜坡整理工程、擋土牆、或其他支撐、防護措施和排水系統或輔助或其他工程，或復原或補救任何泥土傾瀉、山泥傾瀉或下陷；如承授人未能在該通知指明的期限內遵行該通知至使署長滿意，署長可立即執行和進行任何必要的工程，且承授人須應要求向政府歸還工程費用，連同任何行政或專業費用及收費。

2. 每名擁有人均須分擔維修工程的費用。
3. 斜坡、護土牆或有關構築物（如有）之位置，請參閱以上附圖（位置以灰色表示）。
4. 根據公契，發展項目的管理人獲擁有人授權進行維修工程。

1. The Land Grant requires the owners of the residential properties in the Development to maintain any slope at their own cost. The terms of the requirement are as follows:

- (a) Where there is or has been any cutting away, removal or setting back of any land, or any building-up or filling-in or any slope treatment works of any kind whatsoever, whether with or without the prior written consent of the Director of Lands ("Director"), either within the lot or on any Government land, which is or was done for the purpose of or in connection with the formation, levelling or development of the lot or any part thereof or any other works required to be done by the grantee under the Land Grant, or for any other purpose, the grantee shall at his own expense carry out and construct such slope treatment works, retaining walls or other support, protection, drainage or ancillary or other works as shall or may then or at any time thereafter be necessary to protect and support such land within the lot and also any adjacent or adjoining Government or leased land and to obviate and prevent any falling away, landslip or subsidence occurring thereafter. The grantee shall at all times during the term hereby agreed to be granted maintain at his own expense the said land, slope treatment works, retaining walls or other support, protection, drainage or ancillary or other works in good and substantial repair and condition to the satisfaction of the Director.
- (b) Nothing in paragraph (a) above shall prejudice the Government's rights under the Land Grant.
- (c) In the event that as a result of or arising out of any formation, levelling, development or other works done by the grantee or owing to any other reason, any falling away, landslip or subsidence occurs at any time, whether in or from any land, within the lot or from any adjacent or adjoining Government or leased land, the grantee shall at his own expense reinstate and make good the same to the satisfaction of the Director and shall indemnify the Government its agents and contractors from and against

all costs, charges, damages, demands and claims whatsoever which shall or may be made, suffered or incurred through or by reason of such falling away, landslip or subsidence.

- (d) In addition to any other rights or remedies herein provided for breach of the Land Grant, the Director shall be entitled by notice in writing to call upon the grantee to carry out, construct and maintain the said land, slope treatment works, retaining walls, or other support, protection, and drainage or ancillary or other works or to reinstate and make good any falling away, landslip or subsidence, and if the grantee shall neglect or fail to comply with the notice to the satisfaction of the Director within the period specified therein, the Director may forthwith execute and carry out any necessary works and the grantee shall on demand repay to the Government the cost thereof, together with any administrative or professional fees and charges.
2. Each of the owners is obliged to contribute towards the costs of the maintenance work.
3. Please refer to the plan above for the location of the slope structures, retaining walls or related structures (if any) (the location is coloured in grey).
4. Under the Deed of Mutual Covenant, the manager of the development has the owners' authority to carry out the maintenance work.



不適用

Not applicable



有關資料

綠色範圍中經改良之行人道

1. 賣方已向政府承諾承擔保養批地文件所提及之綠色範圍（「綠色範圍」－其位置於下圖以綠色顯示）中經改良之行人道使其保持良好狀態之責任，直至賣方上述責任按如下所述終止。
2. 賣方上述責任可由賣方或政府於任何時間發出六個月通知終止。當通知發出時，賣方須於通知期屆滿前自費以路政署之標準鋪路物料及路邊欄杆重新塑造及還原綠色範圍中經改良之行人道致使路政署署長滿意。
3. 買家需要注意，若賣方或政府如上所述終止該承諾，綠色範圍中經改良之行人道之狀況可能受負面影響。

發展項目之互聯網網站

賣方為施行《一手住宅物業銷售條例》第2部而就發展項目指定的互聯網網站的網址：

[www.marinella.com.hk](http://www.marinella.com.hk)

Relevant Information

Upgraded pavement at Green Area

1. The vendor has undertaken to the Government to take up the responsibility for maintenance of the upgraded pavement at the Green Area as referred to in the Land Grant (the “Green Area”, which said area is shown coloured green in the plan below) in good condition until the vendor’s said responsibility is terminated as described below.
2. The vendor’s aforesaid responsibility may be terminated by either the vendor or the Government giving to the other at least 6 months’ notice at any time. Upon the service of such notice, the vendor shall, before the expiration of such notice, re-form and reinstate at its own cost and expense the upgraded

pavement at the Green Area with Highways Department’s standard paving materials and roadside railings to satisfaction of the Director of Highways.

3. Purchasers should note that the condition in the upgraded pavement at the Green Area may adversely change if the vendor or the Government terminates the undertaking as aforesaid.

Website of the Development

The address of the website designated by the vendor for development for the purposes of Part 2 of the Residential Properties (First-hand Sales) Ordinance:

[www.marinella.com.hk](http://www.marinella.com.hk)



註：左圖僅作顯示綠色範圍位置之用。該圖顯示之其他事項未必能反映其最新情況。  
Note: the plan on the left is for showing the location of the Green Area only. Other matters shown in that plan may not reflect their latest conditions.

獲寬免總樓面面積的設施分項

於印製售樓說明書前呈交予並已獲建築事務監督批准的一般建築圖則上有關總樓面面積寬免的分項的最新資料，請見下表。如印製售樓說明書時尚未呈交最終修訂圖則予建築事務監督，則有(＃)號的資料可以由認可人士提供的資料作為基礎。直至最終修訂圖則於發出佔用許可證前呈交予並獲建築事務監督批准前，以下分項資料仍可能有所修改。

Breakdown of GFA Concessions Obtained for All Features

Latest information on breakdown of GFA concessions as shown on the general building plans submitted to and approved by the Building Authority (BA) prior to the printing of the sales brochure is tabulated below. Information marked (#) may be based on information provided by the Authorized Person if the sales brochure is printed

prior to submission of the final amendment plans to the BA. The breakdown of GFA concessions may be subject to further changes until final amendment plans are submitted to and approved by the BA prior to the issuance of the occupation permit for the Development.

	根據《建築物(規劃)條例》第23(3)(b)條不計算的總樓面面積 Disregarded GFA under Building (Planning) Regulations 23(3)(b)	面積(平方米) Area (m <sup>2</sup> )
1. (#)	停車場及上落客貨地方(公共交通總站除外) Carpark and loading/unloading area excluding public transport terminus	24056.324
2	機房及相類設施 Plant rooms and similar services	
2.1	所佔面積受相關《認可人士、註冊結構工程師及註冊岩土工程師作業備考》或規例限制的強制性設施或必要機房， 例如升降機機房、電訊及廣播設備室、垃圾及物料回收房等 Mandatory feature or essential plant room, area of which is limited by respective Practice Notes for Authorized Persons, Registered Structural Engineers and Registered Geotechnical Engineers (PNAP) or regulation such as lift machine room, telecommunications and broadcasting (TBE) room, refuse storage and material recovery chamber, etc.	264.172
2.2 (#)	所佔面積不受任何《認可人士、註冊結構工程師及註冊岩土工程師作業備考》或規例限制的強制性設施或必要機房， 例如僅供消防裝置及設備佔用的房間、電錶房、電力變壓房、食水及鹹水缸等 Mandatory feature or essential plant room, area of which is NOT limited by any PNAP or regulation such as room occupied solely by fire services installations (FSI) and equipment, meter room, transformer room, potable and flushing water tank, etc.	4355.519
2.3	非強制性或非必要機房， 例如空調機房、風櫃房等 Non-mandatory or non-essential plant room such as air-conditioning plant room, air handling unit (AHU) room, etc.	-
	根據聯合作業備考第1及第2號提供的環保設施 Green Features under Joint Practice Notes 1 and 2	
3.	露台 Balcony	1456.754
4.	加闊的公用走廊及升降機大堂 Wider common corridor and lift lobby	428.869
5.	公用空中花園 Communal sky garden	2067.732
6.	隔聲簷 Acoustic fin	-
7.	翼牆、捕風器及風斗 Wing wall, wind catcher and funnel	-
8.	非結構預製外牆 Non-structural prefabricated external wall	1016.321
9.	工作平台 Utility platform	578.342
10.	隔音屏障 Noise barrier	-
11.	遮陽篷及反光罩 Sunshade and Reflector	173.183
12.	設有郵箱的郵件派遞室 Mail Delivery Room with Mail Boxes	4.517

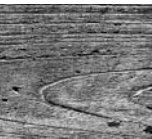
註：上述表格是根據屋宇署發出的《認可人士、註冊結構工程師及註冊岩土工程師作業備考》ADM-2規定的要求而制訂的。屋宇署會按實際需要不時更改有關要求。

Note: The above table is based on the requirements as stipulated in the Practice Note for Authorized Persons, Registered Structural Engineers and Registered Geotechnical Engineers ADM-2 issued by the Buildings Department. The Buildings Department may revise such requirements from time to time as appropriate.

	根據《建築物(規劃)條例》第23(3)(b)條不計算的總樓面面積 Disregarded GFA under Building (Planning) Regulations 23(3)(b)	面積(平方米) Area (m²)
	適意設施 Amenity Features	
13.	供保安人員和管理處員工使用的櫃枱、辦公室、儲物室、警衛室和廁所、業主立案法團辦公室 Counter, office, store, guard room and lavatory for watchman and management staff, Owners' Corporation Office	57.811
14.	住宅康樂設施，包括僅供康樂設施使用的中空、機房、游泳池的濾水器機房、有蓋人行道等 Residential Recreational facilities including void, plant room, swimming pool filtration plant room, covered walkway etc. serving solely the recreational facilities	4386.444
15.	有上蓋的園景區及遊樂場 Covered landscaped and play area	-
16.	橫向屏障/有蓋人行道、花棚 Horizontal screens/covered walkways, trellis	-
17.	擴大升降機井道 Larger lift shaft	-
18.	煙囪管道 Chimney shaft	-
19.	其他非強制性或非必要機房，例如鍋爐房、衛星電視共用天線房 Other non-mandatory or non-essential plant room, such as boiler room, satellite master antenna television (SMATV) room	-
20. (#)	強制性設施或必要機房所需的管槽、氣槽 Pipe duct, air duct for mandatory feature or essential plant room	490.257
21.	非強制性設施或非必要機房所需的管槽、氣槽 Pipe duct, air duct for non-mandatory or non-essential plant room	-
22.	環保系統及設施所需的機房、管槽及氣槽 Plant room, pipe duct, air duct for environmentally friendly system and feature	-
23.	複式住宅單位及洋房的中空 Void in duplex domestic flat and house	-
24.	伸出物，如空調機箱及伸出外牆超過750毫米的平台 Projections such as air-conditioning box and platform with a projection of more than 750 mm from the external wall	-
25.	小型後勤設施用房 Miniature Logistic Service Room	8.134
26.	尊貴入口 Prestige Entrance	355.232
	其他項目 Other Exempted Items	
27. (#)	庇護層，包括庇護層兼空中花園Refuge floor including refuge floor cum sky garden	-
28. (#)	其他伸出物 Other projections	-
29.	公共交通總站 Public transport terminus	-
30. (#)	共用構築物及樓梯 Party structure and common staircase	-
31. (#)	僅供獲接納不計入總樓面面積的樓層使用的樓梯、升降機槽及垂直管道的水平面積 Horizontal area of staircase, lift shaft and vertical duct solely serving floor accepted as not being accountable for GFA	903.429
32. (#)	公眾通道 Public passage	-
33.	因建築物後移導致的覆蓋面積 Covered set back area	-
	額外總樓面面積 Bonus GFA	
34.	額外總樓面面積 Bonus GFA	-

註：上述表格是根據屋宇署所發出的《認可人士、註冊結構工程師及註冊岩土工程師作業備考》ADM-2 規定的要求而制訂的。屋宇署會按實際需要不時更改有關要求。

Note: The above table is based on the requirements as stipulated in the Practice Note for Authorized Persons, Registered Structural Engineers and Registered Geotechnical Engineers ADM-2 issued by the Buildings Department. The Buildings Department may revise such requirements from time to time as appropriate.



有關建築物的環境評估及發展項目的公用部分的預計能量表現或消耗的資料

本發展項目的經批准一般建築圖則不受由建築事務監督發出的《認可人士、註冊結構工程師及註冊岩土工程師作業備考》APP-151規定規限。本發展項目的環境評估及公用部份的預計能量表現或消耗的資料無須呈交建築事務監督，以作為批予總樓面面積寬免的先決條件。

**Environment Assessment of the Building and Information on the estimated energy performance or consumption for the common parts of the Development**

The approved General Building Plans of this Development are not subject to the requirements stipulated in the Practice Note for Authorized Persons, Registered Structural Engineers and Registered Geotechnical Engineers APP-151 issued by the Building Authority. Environment assessment and information on the estimated performance or consumption for the common parts of this Development were not required to be submitted to the Building Authority as a prerequisite for the granting of gross floor area concessions.

本售樓說明書印製日期：

2013年6月18日

**改變**

發展項目及其周邊地區日後可能出現改變。

**DATE ON WHICH THIS SALES  
BROCHURE IS PRINTED:**

June 18, 2013

**CHANGES**

There may be future changes to the development  
and the surrounding areas.



深灣9號售樓說明書檢視紀錄				Marinella Sales Brochure Examination Record			
檢視 / 修改日期	所作修改			Examination / Revision Date	Revision Made		
	2013年6月18日 印製版本之頁次	2013年9月18日 檢視版本之頁次	所作修改		Page Number in version with printing date of 18 June, 2013	Page Number in revised version with examination date of 18 September 2013	Revision Made
2013年9月18日	34-149	34-181	因某些內文字體大小的增加，第34頁至149頁調整為第34頁至181頁	18 September 2013	34-149	34-181	Due to the increase in the font size of some text, the page numbers 34 to 149 have been adjusted to 34 to 181
	12	12	更新及修訂「發展項目的所在位置圖」 修訂「發展項目的所在位置圖」圖例 更新測繪圖日期 修訂附註的字體大小		12	12	Location plan of the Development is updated and revised  Notation for Location Plan of the Development is revised  The date of the Survey Sheet is updated  Font size of Notes is revised
	13	13	更新及修訂「發展項目的鳥瞰照片」 更新鳥瞰照片的拍攝飛行高度、日期及編號 修訂附註的字體大小		13	13	Aerial photograph of the Development is updated  The flying height at which the aerial photo is taken and the date and the reference number of the aerial photo are updated  Font size of Notes is revised
	14	14	更新及修訂「發展項目的分區計劃大綱圖」 更新分區計劃大綱圖的日期、參考編號及提供分區大綱圖的名稱 修訂附註的字體大小		14	14	Outline Zoning Plan relating to the Development is updated  The date and the reference number of Outline Zoning Plan are updated and the title of the Outline Zoning Plan is included  Font size of Notes is revised
	16-33	16-33	修訂平面圖 修訂內文的字體大小		16-33	16-33	Floor plans are revised  Font size of text is revised
	34-38	34-43	修訂內文的字體大小		34-38	34-43	Font size of text is revised
	39	44, 45	修訂平面圖 修訂內文的字體大小		39	44,45	Floor plans are revised  Font size of text is revised
	40-67	46-99	修訂內文的字體大小		40-67	46-99	Font size of text is revised
	93	125	修訂發展項目中的公用設施的資料		93	125	Information on Common Facilities in The Development is revised
	95, 97, 98	127-130	修訂裝置、裝修物料及設備列表		95, 97, 98	127-130	Schedule of Fittings, Finishes and Appliances is revised
	106-107	138-139	修訂住宅單位機電裝置說明表		106-107	138-139	Schedule of Mechanical & Electrical Provisions of Residential Units is revised
	122	154	修訂機電裝置平面圖		122	154	Mechanical & Electrical Provision Plans are revised
	138	170	修訂機電裝置平面圖圖例		138	170	Legend for Mechanical & Electrical Provision Plans is revised

檢視 / 修改日期	所作修改	
	頁次	所作修改
2013年12月17日	12	更新及修訂「發展項目的所在位置圖」 更新測繪圖日期 修訂「發展項目的所在位置圖」圖例
	34, 36, 40, 42, 44, 46, 48, 50, 52, 54, 58, 62, 66, 70, 72, 74, 76, 78, 80, 82, 84, 86, 88, 90, 92, 94, 96, 98	修訂平面圖
	77	修定有關小型工程或獲豁免工程的資料
	127, 130	修訂裝置、裝修物料及設備列表
	162, 163, 165-168	修訂機電裝置平面圖
2014年3月17日	12	更新「發展項目的所在位置圖」 更新測繪圖修訂日期
	78	修訂平面圖標題
	127, 128, 129, 130	修訂裝置、裝修物料及設備的列表
2014年6月17日	2-5	更新「一手住宅物業買家須知」最新版本為2014年4月
	12	更新及修訂「發展項目的所在位置圖」更新測繪圖日期
	13	更新及修訂「發展項目的鳥瞰照片」 更新及修訂鳥瞰照片的拍攝飛行高度、日期及編號
	14	更新及修訂「關乎發展項目的分區計劃大綱圖」更新分區計劃大綱圖的日期、參考編號及提供分區大綱圖的名稱
2014年9月17日	12	更新及修訂「發展項目的所在位置圖」 更新測繪圖的修訂日期

Examination / Revision Date	Revision Made	
	Page Number	Revision Made
17 December 2013	12	Location plan of the Development is updated and revised  The date of the Survey Sheet is updated  Notation for Location Plan of the Development is revised
	34, 36, 40, 42, 44, 46, 48, 50, 52, 54, 58, 62, 66, 70, 72, 74, 76, 78, 80, 82, 84, 86, 88, 90, 92, 94, 96, 98	Floor plans are revised
	77	Information relating to the minor works or exempted works is revised
	127, 130	Schedule of Fittings, Finishes and Appliances is revised
	162, 163, 165-168	Mechanical & Electrical Provision Plans are revised
17 March 2014	12	Location plan of the Development is updated  The amendment date of the Survey Sheets are updated
	78	Heading of Floor Plan is revised
	127, 128, 129, 130	The Schedule of Fittings, Finishes and Appliances is revised
17 June 2014	2-5	Notes to Purchasers of First -hand Residential Properties is updated by the version are printed in April 2014
	12	Location plan of the Development is updated and revised The date of the Survey Sheet is updated
	13	Aerial photograph of the Development is updated  The flying height at which the aerial photo is taken and the date and the number of the aerial photo are updated
	14	Outline Zoning Plan relating to the Development is updated The date and the plan number of Outline Zoning Plan are updated
17 September 2014	12	Location plan of the Development is updated and revised  The amendment date of the Survey Sheet is updated

檢視 / 修改日期	所作修改	
	頁次	所作修改
2014年11月24日	76, 78	修訂平面圖及第78頁平面圖的標題
	77	修訂有關小型工程或豁免工程的資料
	127-130	修訂裝置、裝修物料及設備列表
	135	修訂裝置、裝修物料及設備列表
	140-141	修訂住宅單位機電裝置說明表
	163	修訂機電裝置平面圖
2015年2月24日	12	更新「發展項目的所在位置圖」
	162, 166	修訂機電裝置平面圖
2015年5月20日	7	修訂「賣方及有參與發展項目的其他人的資料」
	12	更新及修訂「發展項目的所在位置圖」 更新測繪圖的修訂日期
	13	更新「發展項目的鳥瞰照片」 更新鳥瞰照片的日期及編號
	16, 17, 21, 25, 26, 30	修訂平面圖及圖例
	18-20, 22-24, 27-29, 31-33	修訂圖例
	34	修訂平面圖
	35, 39, 43, 47, 51	修訂有關改動及重置項目的資料及圖例
	36, 38, 40, 42, 44, 46, 48, 50, 52, 54	修訂平面圖
	37, 41, 45, 49, 53, 55	修訂圖例

Examination / Revision Date	Revision Made	
	Page Number	Revision Made
24 November 2014	76, 78	Floor Plans are revised and the heading of Floor Plans on page 78 is revised
	77	Information relating to the minor works or exempted works is revised
	127-130	Schedule of Fittings, Finishes and Appliances is revised
	135	Table of Appliances is revised
	140-141	Schedule of Mechanical & Electrical Provisions of Residential Units is revised
	163	Mechanical & Electrical Provision Plans are revised
	12	Location Plan of the Development is updated
24 February 2015	162, 166	Mechanical & Electrical Provision Plans are revised
	7	“Information on the Vendor and the Others involved in The Development” is revised
20 May 2015	12	Location Plan of the Development is updated and revised The amendment dates of the Survey Sheets are updated
	13	Aerial photograph of the Development is updated The date and the number of the aerial photo are updated
	16, 17, 21, 25, 26, 30	Floor Plans and Legend are revised
	18-20, 22-24, 27-29, 31-33	Legend is revised
	34	Floor Plans are revised
	35, 39, 43, 47, 51	Information relating to alterations and relocated items and the Legend are revised
	36, 38, 40, 42, 44, 46, 48, 50, 52, 54	Floor Plans are revised
	37, 41, 45, 49, 53, 55	Legend is revised

檢視 / 修改日期	所作修改	
	頁次	所作修改
2015年8月20日	12	更新及修訂「發展項目的所在位置圖」 更新測繪圖的修訂日期
2015年11月20日	12	更新及修訂「發展項目的所在位置圖」 更新測繪圖的修訂日期
	13	更新「發展項目的鳥瞰照片」 更新鳥瞰照片的拍攝飛行高度、日期及編號
2016年2月19日	12	更新及修訂「發展項目的所在位置圖」 更新測繪圖的修訂日期
	13	更新及修訂「發展項目的鳥瞰照片」 更新鳥瞰照片的拍攝日期及編號
	14	更新及修訂「發展項目的分區計劃大綱圖」 更新分區計劃大綱圖的日期及參考編號 修訂圖例

Examination / Revision Date	Revision Made	
	Page Number	Revision Made
20 August 2015	12	Location Plan of the Development is updated and revised  The amendment dates of the Survey Sheets are updated
20 November 2015	12	Location Plan of the Development is updated and revised  The amendment dates of the Survey Sheets are updated
	13	Aerial photographs of the Development are updated  The flying height at which the aerial photos are taken and the dates and the numbers of the aerial photos are updated
19 February 2016	12	Location Plan of The Development is updated and revised  The amendment dates of the Survey Sheets are updated
	13	Aerial photographs of The Development are updated and revised  The dates and the numbers of the aerial photos are updated
	14	Outline Zoning Plan relating to The Development is updated and revised  The date and the plan number of Outline Zoning Plan are updated  Notations are revised

檢視 / 修改日期	所作修改	
	頁次	所作修改
2016年5月19日	12	更新及修訂「發展項目的所在位置圖」 更新測繪圖的修訂日期 修訂附註
	13	更新「發展項目的鳥瞰照片」 更新鳥瞰照片的拍攝飛行高度、日期及編號 修訂附註
	14	修訂附註
	34, 36, 42, 44	修訂平面圖
	35, 43	修訂有關改動及重置項目的資料及圖例
	37, 39, 41, 45, 47, 49, 51, 53, 55, 57, 59, 61, 63, 65, 67, 69, 71, 73, 75, 77, 79, 81, 83, 85, 87, 89, 91, 93, 95, 97, 99	修訂圖例
	128, 130	修訂裝置、裝修物料及設備列表
	136, 137, 139, 140, 141	修訂住宅單位機電裝置說明表
	152, 154, 158, 159, 160, 161, 162, 163, 164, 165, 166, 167, 168	修訂機電裝置平面圖或其中之描述

Examination / Revision Date	Revision Made	
	Page Number	Revision Made
19 May 2016	12	Location Plan of the Development is updated and revised  The amendment date of the Survey Sheet is updated  Note is revised
	13	Aerial photograph of the Development is updated  The flying height at which the aerial photo is taken and the date and the number of the aerial photo are updated  Note is revised
	14	Note is revised
	34, 36, 42, 44	Floor Plans are revised
	35, 43	Information relating to alterations and relocated items and the Legend are revised
	37, 39, 41, 45, 47, 49, 51, 53, 55, 57, 59, 61, 63, 65, 67, 69, 71, 73, 75, 77, 79, 81, 83, 85, 87, 89, 91, 93, 95, 97, 99	Legend is revised
	128, 130	Schedule of Fittings, Finishes and Appliances is revised
	136, 137, 139, 140, 141	Schedule of Mechanical & Electrical Provisions of Residential Units is revised
	152, 154, 158, 159, 160, 161, 162, 163, 164, 165, 166, 167, 168	Mechanical & Electrical Provision Plans or the descriptions therein are revised

檢視 / 修改日期	所作修改	
	頁次	所作修改
2016年8月19日	7	更新「賣方及有參與發展項目的其他人的資料」
	12	更新及修訂「發展項目的所在位置圖」 更新測繪圖的修訂日期
	13	修訂附註
	50, 52, 56, 58, 60, 62, 72, 74, 84, 86, 88, 90, 92, 94, 96, 98	修訂平面圖
	51, 57, 61, 73, 85, 89, 93, 97	修訂有關小型工程或獲豁免工程的資料
	127, 128, 129, 130	修訂裝置、裝修物料及設備列表
	141	修訂住宅單位機電裝置說明表
	156, 158, 159, 162, 165, 166, 167, 168	修訂機電裝置平面圖
2016年11月18日	12	更新「發展項目的所在位置圖」 更新測繪圖的修訂日期
	60, 62, 84, 86, 88, 90, 92, 94	修訂平面圖
	159, 165, 166, 167	修訂機電裝置平面圖

Examination / Revision Date	Revision Made	
	Page Number	Revision Made
19 Aug 2016	7	Information on the Vendor and the Others involved in The Development is updated
	12	Location Plan of the Development is updated and revised  The amendment dates of the Survey Sheets are updated
	13	Note is revised
	50, 52, 56, 58, 60, 62, 72, 74, 84, 86, 88, 90, 92, 94, 96, 98	Floor Plans are revised
	51, 57, 61, 73, 85, 89, 93, 97	Information relating to the minor works or exempted works is revised
	127, 128, 129, 130	Schedule of Fittings, Finishes and Appliances is revised
	141	Schedule of Mechanical & Electrical Provisions of Residential Units is revised
	156, 158, 159, 162, 165, 166, 167, 168	Mechanical & Electrical Provision Plans are revised
18 Nov 2016	12	Location Plan of the Development is updated  The amendment date of the Survey Sheets is updated
	60, 62, 84, 86, 88, 90, 92, 94	Floor Plans are revised
	159, 165, 166, 167	Mechanical & Electrical Provision Plans are revised

檢視 / 修改日期	所作修改	
	頁次	所作修改
2017年2月17日	12	更新及修訂「發展項目的所在位置圖」 更新測繪圖的修訂日期
	14	更新及修訂「發展項目的分區計劃大綱圖」 更新分區計劃大綱核准圖的日期及參考編號 修訂附註
	72, 74	修訂平面圖
	159, 169	修訂機電裝置平面圖及圖例
2017年5月17日	12	更新「發展項目的所在位置圖」 更新測繪圖的修訂日期
	72, 74	修訂平面圖
	162	修訂機電裝置平面圖
2017年8月17日	2, 3, 4, 5	更新「一手住宅物業買家須知」
	12	更新及修訂「發展項目的所在位置圖」 修訂圖例
	13	更新「發展項目的鳥瞰照片」 更新鳥瞰照片的日期及編號
	92, 94	修訂平面圖
	93	修定有關小型工程或獲豁免工程的資料
	127, 129	修訂裝置、裝修物料及設備列表
	167	修訂機電裝置平面圖

Examination / Revision Date	Revision Made	
	Page Number	Revision Made
17 Feb 2017	12	Location Plan of the Development is updated and revised  The amendment dates of the Survey Sheets are updated
	14	Outline Zoning Plan relating to The Development is updated and revised  The date and the plan number of the Approved Outline Zoning Plan are updated  Notes are revised
	72, 74	Floor Plans are revised
	159, 169	Mechanical & Electrical Provision Plans and Legend are revised
17 May 2017	12	Location Plan of the Development is updated  The amendment date of the Survey Sheet is updated
	72, 74	Floor Plans are revised
	162	Mechanical & Electrical Provision Plan is revised
17 Aug 2017	2, 3, 4, 5	Notes to Purchasers of First-hand Residential Properties is updated
	12	Location Plan of the Development is updated and revised  Notations are revised
	13	Aerial Photograph of the Development is updated  The date and the number of the aerial photo are updated
	92, 94	Floor plans are revised
	93	Information relating to the minor works or exempted works is revised
	127, 129	Schedule of Fittings, Finishes and Appliances is revised
	167	Mechanical & Electrical Provision Plan is revised