Tower 1 座　G/F 地下

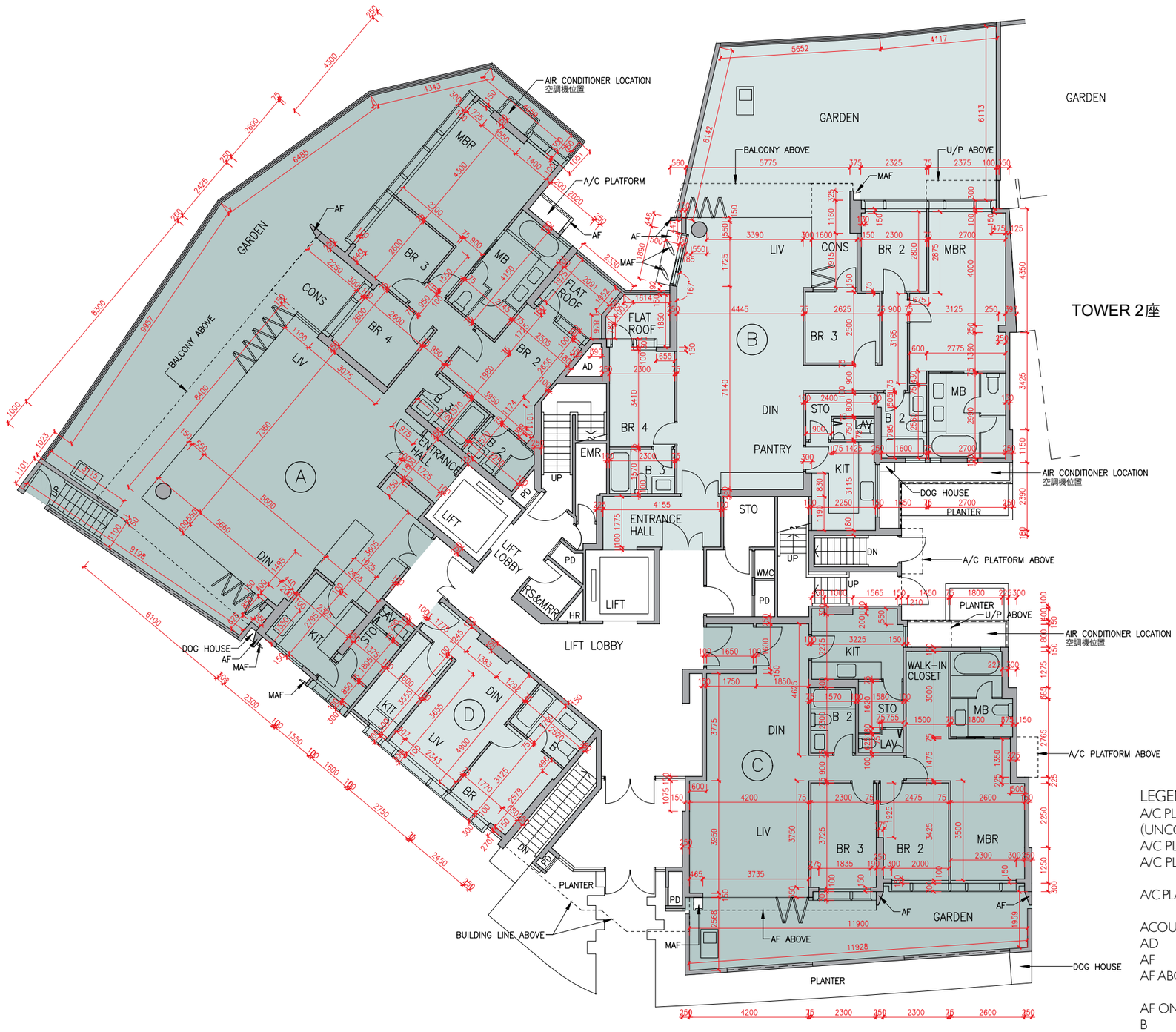

Description 描述		Flat 單位			
		A	B	C	D
Floor-to-floor height (refers to the height between the top surface of the structural slab of a floor and the top surface of the structural slab of its immediate upper floor) of each residential property (m) 每個住宅物業的層與層之間的高度(指該樓層之石屎地台面與上一層石屎地台面之高度距離)(米)	G/F 地下	3.150 3.350 3.390 3.450 3.500 3.550 3.850 3.900		3.150 3.200 3.325 3.450 3.500 3.550 3.850 3.900	3.150 3.450 3.500 3.550 3.900
Thickness of the floor slabs (excluding plaster) of each residential property (mm) 每個住宅物業的樓板(不包括灰泥)的厚度(毫米)	G/F 地下	150 175 200 225 250	150 175 200	150 175	200

The internal areas of the residential properties on the upper floors will generally be slightly larger than those on the lower floors because of the reducing thickness of the structural walls on the upper floors.
因住宅物業的較高樓層的結構牆的厚度遞減，較高樓層的內部面積，一般比較低樓層的內部面積稍大。

Remarks : 1. The dimensions in the floor plans are all structural dimensions in millimetre.
2. The entrance hall (serving as a private lift lobby), if any, and conservatory, if any, form part of a residential property, are not common part of the Development. Where applicable, the saleable area of the relevant residential properties specified in the section "Area of Residential Properties in the Development" already includes the floor areas of such entrance hall and conservatory. The Authorised Person for the Development has certified that (a) there is no restriction on the usage of such entrance hall and conservatory which will affect owner's enjoyment of the relevant residential property and (b) such entrance hall and conservatory are made for the exclusive use of the owner of the relevant residential property.

備註：1. 樓面平面圖之尺規所列數字為以毫米標示之建築結構尺寸。
2. 入口大堂(作為私人升降機大堂)(如有)及溫室(如有)屬住宅物業一部分，並非發展項目之公用部分。如適用，在「發展項目中的住宅物業的面積」部分內所列出的有關住宅物業之實用面積包括該入口大堂及溫室之樓面面積。發展項目的認可人士已證明入口大堂及溫室(a)在使用上沒有限制亦不會對相關住宅物業業主享用該住宅物業造成影響及(b)是專供相關住宅物業業主使用而設。

LEGEND I 圖例 1

A/C PLANT ROOM (UNCOVERED)	= Air Conditioner Plant Room (uncovered) 空調機房 (沒有上蓋)	CD	= Cable Duct 電線管道槽
A/C PLANT ROOM	= Air Conditioner Plant Room 空調機房	CFR	= Common Flat Roof 公用平台
A/C PLATFORM	= Air Conditioner Platform 空調機平台	CPR	= Common Pitched Roof 公用傾斜屋頂
A/C PLATFORM ABOVE	= Air Conditioner Platform Above 上層空調機平台	CONS	= Conservatory 溫室
ACOUSTIC FIN	= 隔音牆	CURTAIN WALL ABOVE	= 上方之幕牆
AD	= Air Duct 通風管道槽	DN	= Down 下
AF	= Architectural Feature 建築裝飾	DIN	= Dining Room 飯廳
AF ABOVE	= Architectural Feature Above 上層建築裝飾	DOG HOUSE	= Mechanical & Electrical Services Duct Connecting to the Floor Below 連接下層的機電設施管道
AF ON 1/F	= 建築裝飾於1樓	DPMR	= Drainage Pipe Maintenance Room 排水管維修房
B	= Bathroom 浴室	ELV	= Extra Low Voltage Duct 低電壓管道
BAL	= Balcony 露台	EMR	= Electricity Meter Room 電錶房
BALCONY ABOVE	= Balcony above 上層露台	ENTRANCE HALL	= 入口大堂
BR	= Bedroom 睡房	FAMILY ROOM	= 家庭廳
BUILDING LINE ABOVE	= 上方之建築邊線	FLAT ROOF	= 平台
CANOPY	= 簷篷	GARDEN	= 花園
CANOPY ABOVE	= 上層簷篷	HR	= Hose Reel 消防喉轆

N

Scale 比例　0M/米　5M/米

Tower 1 座　1/F 1樓

Description 描述		Flat 單位 A	B	C	D
Floor-to-floor height (refers to the height between the top surface of the structural slab of a floor and the top surface of the structural slab of its immediate upper floor) of each residential property (m) 每個住宅物業的層與層之間的高度(指該樓層之石屎地台面與上一層石屎地台面之高度距離)(米)	1/F 1樓	3.375		3.340 3.375 3.425	3.025 3.340 3.375 3.425 3.725
Thickness of the floor slabs (excluding plaster) of each residential property (mm) 每個住宅物業的樓板(不包括灰泥)的厚度(毫米)	1/F 1樓	150 175 225 250	150 175 200	150 175	

The internal areas of the residential properties on the upper floors will generally be slightly larger than those on the lower floors because of the reducing thickness of the structural walls on the upper floors.
因住宅物業的較高樓層的結構牆的厚度遞減，較高樓層的內部面積，一般比較低樓層的內部面積稍大。

Remarks : 1. The dimensions in the floor plans are all structural dimensions in millimetre.
2. The entrance hall (serving as a private lift lobby), if any, and conservatory form part of a residential property, are not common part of the Development. Where applicable, the saleable area of the relevant residential properties specified in the section "Area of Residential Properties in the Development" already includes the floor areas of such entrance hall and conservatory. The Authorised Person for the Development has certified that (a) there is no restriction on the usage of such entrance hall and conservatory which will affect owner's enjoyment of the relevant residential property and (b) such entrance hall and conservatory are made for the exclusive use of the owner of the relevant residential property.

備註：1. 樓面平面圖之尺規所列數字為以毫米標示之建築結構尺寸。
2. 入口大堂(作為私人升降機大堂)(如有)及溫室屬住宅物業一部分，並非發展項目之公用部分。如適用，在「發展項目中的住宅物業的面積」部分內所列出的有關住宅物業之實用面積包括該入口大堂及溫室之樓面面積。發展項目的認可人士已證明入口大堂及溫室(a)在使用上沒有限制亦不會對相關住宅物業業主享用該住宅物業造成影響及(b)是專供相關住宅物業業主使用而設。

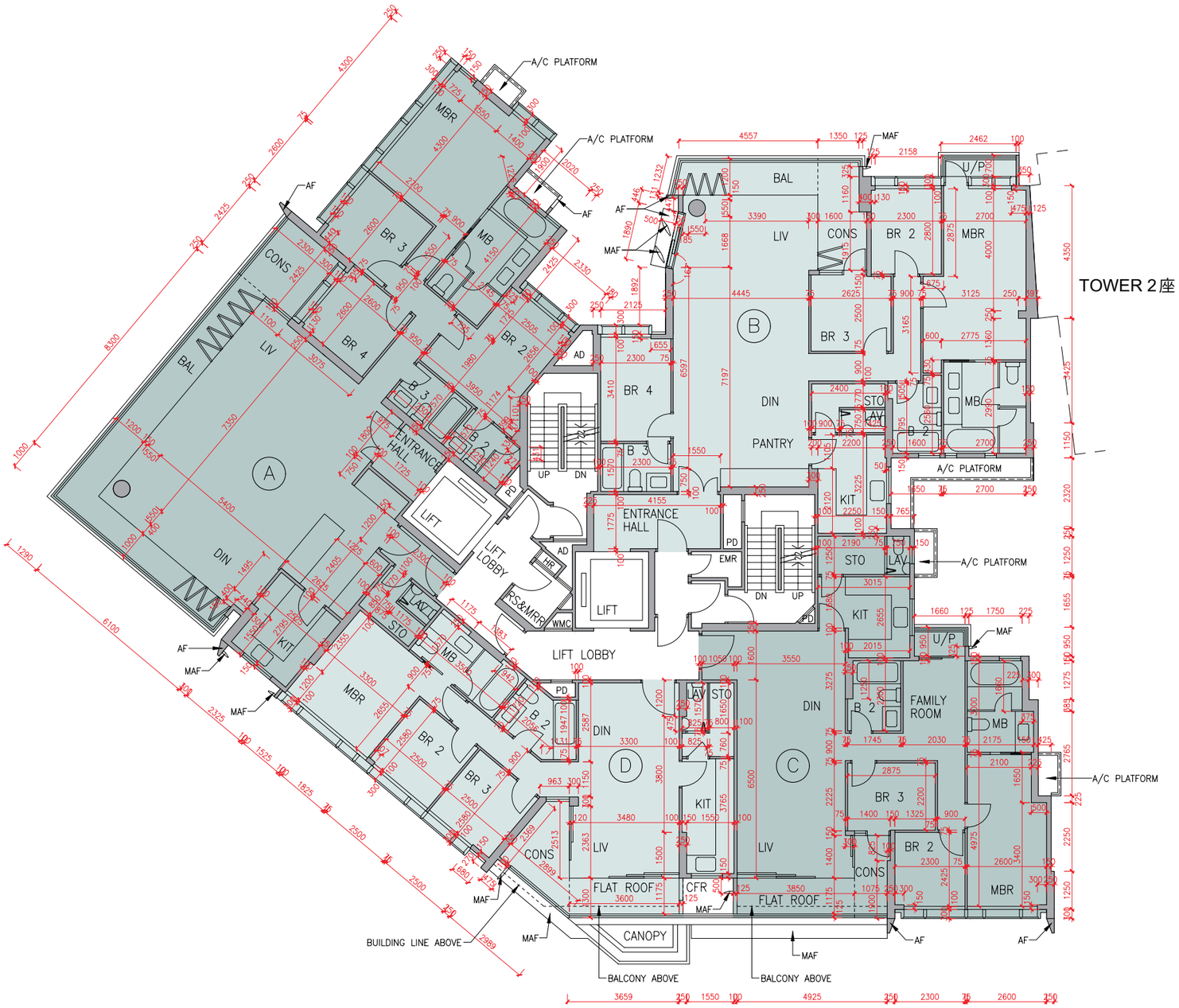

LEGEND 2　圖例 2

JACUZZI	= 按摩池	RS & MRR	= Refuse Storage & Material Recovery Room 垃圾及物料回收室
KIT	= Kitchen 廚房	SKYLIGHT	= 天窗
LAV	= Lavatory 洗手間	SV	= Smoke Vent 排煙口
LIFT	= 升降機	STO	= Store 儲物房
LIFT LOBBY	= 升降機大堂	SWIMMING POOL	= 游泳池
LIFT SHAFT	= 升降機槽	TOP OF BALCONY	= 下層露台上蓋
LIV	= Living Room 客廳	TOP OF CURTAIN WALL	= 幕牆頂部
LIV / DIN	= Living / Dining Room 客/飯廳	TOP OF U/P	= Top of Utility Platform 下層工作平台上蓋
MAF	= Metal Architectural Feature 金屬建築裝飾	UP	= Up 上
MBR	= Master Bedroom 主人睡房	U/P	= Utility Platform 工作平台
MB	= Master Bathroom 主人浴室	U/P ABOVE	= Utility Platform Above 上層工作平台
OPEN PIPE WELL	= 開放式管道井	VOID	= 中空
OWM	= Openable Window For Maintenance 維修窗口	VOID ABOVE	= 上層中空
PANTRY	= 備餐間	WALK-IN CLOSET	= 衣帽間
PLANTER	= 花槽	WMC	= Water Meter Cabinet 水錶箱
PITCHED ROOF	= 斜天台	WMR	= Water Meter Room 水錶房
PD	= Pipe Duct 管道槽		
PLANTER	= 花槽		
ROOF	= 天台		

N

Scale 比例
0M/米　5M/米

發展項目的住宅物業的樓面平面圖

Tower 1 座　2/F - 6/F (4/F is omitted) 2樓-6樓(不設4樓)

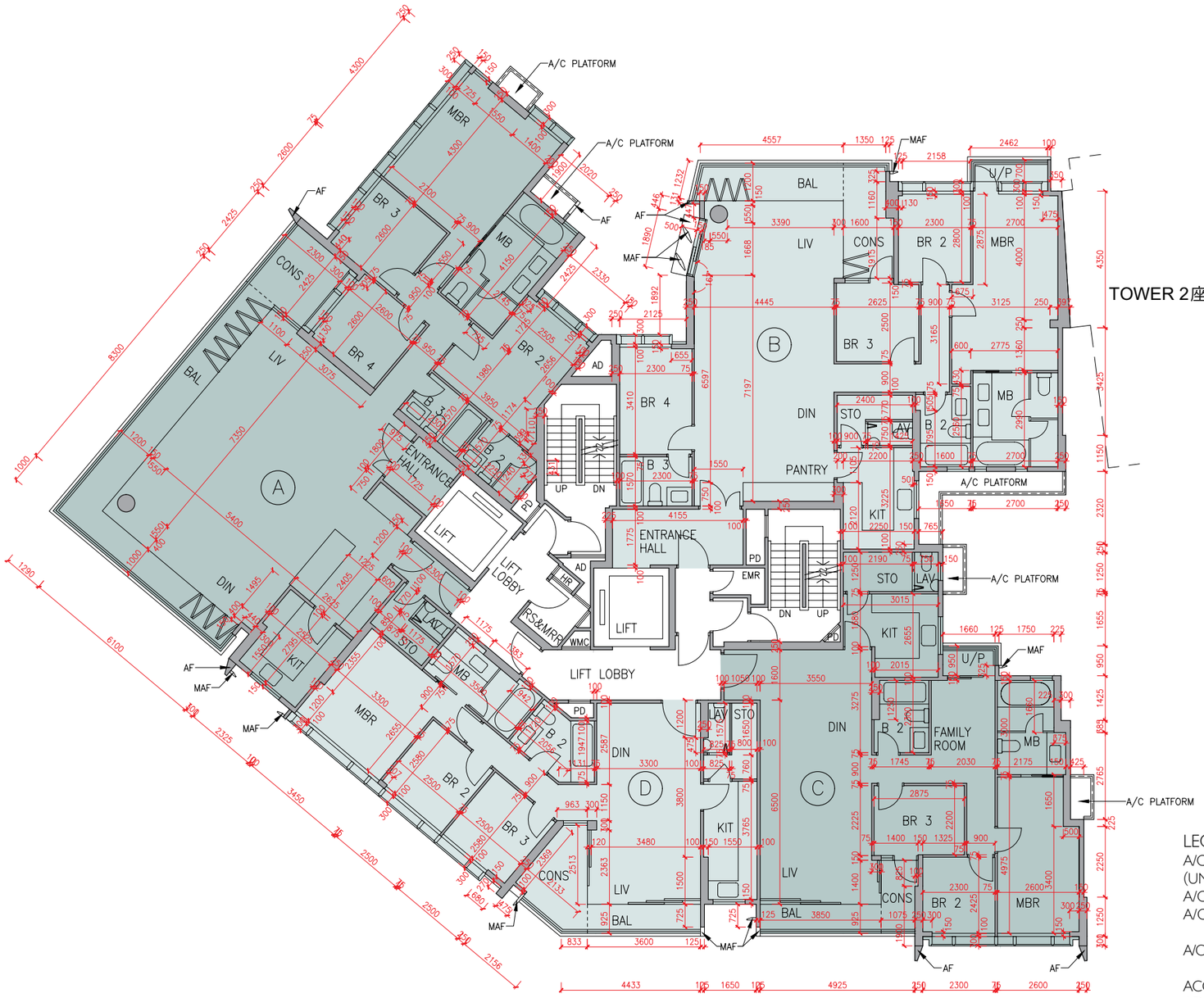

Description 描述		Flat 單位			
		A	B	C	D
Floor-to-floor height (refers to the height between the top surface of the structural slab of a floor and the top surface of the structural slab of its immediate upper floor) of each residential property (m) 每個住宅物業的層與層之間的高度(指該樓層之石屎地台面與上一層石屎地台面之高度距離)(米)	2/F-5/F 2樓-5樓	3.375			
	6/F 6樓	3.150 3.500	3.150 3.500 3.850	3.500 3.550	3.500 3.550 3.850
Thickness of the floor slabs (excluding plaster) of each residential property (mm) 每個住宅物業的樓板(不包括灰泥)的厚度(毫米)	2/F-6/F 2樓-6樓	150 175 225 250	150 175 200	150 175	

The internal areas of the residential properties on the upper floors will generally be slightly larger than those on the lower floors because of the reducing thickness of the structural walls on the upper floors.

因住宅物業的較高樓層的結構牆的厚度遞減，較高樓層的內部面積，一般比較低樓層的內部面積稍大。

Remarks : 1. The dimensions in the floor plans are all structural dimensions in millimetre.
2. The entrance hall (serving as a private lift lobby), if any, and conservatory form part of a residential property, are not common part of the Development. Where applicable, the saleable area of the relevant residential properties specified in the section "Area of Residential Properties in the Development" already includes the floor areas of such entrance hall and conservatory. The Authorised Person for the Development has certified that (a) there is no restriction on the usage of such entrance hall and conservatory which will affect owner's enjoyment of the relevant residential property and (b) such entrance hall and conservatory are made for the exclusive use of the owner of the relevant residential property.

備註：1. 樓面平面圖之尺規所列數字為以毫米標示之建築結構尺寸。
2. 入口大堂(作為私人升降機大堂)(如有)及溫室屬住宅物業一部分，並非發展項目之公用部分。如適用，在「發展項目中的住宅物業的面積」部分內所列出的有關住宅物業之實用面積包括該入口大堂及溫室之樓面面積。發展項目的認可人士已證明入口大堂及溫室(a)在使用上沒有限制亦不會對相關住宅物業業主享用該住宅物業造成影響及(b)是專供相關住宅物業業主使用而設。

LEGEND I 圖例 1

A/C PLANT ROOM (UNCOVERED)	= Air Conditioner Plant Room (uncovered) 空調機房 (沒有上蓋)	CD	= Cable Duct 電線管道槽
A/C PLANT ROOM	= Air Conditioner Plant Room 空調機房	CFR	= Common Flat Roof 公用平台
A/C PLATFORM	= Air Conditioner Platform 空調機平台	CPR	= Common Pitched Roof 公用傾斜屋頂
A/C PLATFORM ABOVE	= Air Conditioner Platform Above 上層空調機平台	CONS	= Conservatory 溫室
ACOUSTIC FIN	= 隔音牆	CURTAIN WALL ABOVE	= 上方之幕牆
AD	= Air Duct 通風管道槽	DN	= Down 下
AF	= Architectural Feature 建築裝飾	DIN	= Dining Room 飯廳
AF ABOVE	= Architectural Feature Above 上層建築裝飾	DOG HOUSE	= Mechanical & Electrical Services Duct Connecting to the Floor Below 連接下層的機電設施管道
AF ON 1/F	= 建築裝飾於1樓	DPMR	= Drainage Pipe Maintenance Room 排水管維修房
B	= Bathroom 浴室	ELV	= Extra Low Voltage Duct 低電壓管道
BAL	= Balcony 露台	EMR	= Electricity Meter Room 電錶房
BALCONY ABOVE	= Balcony above 上層露台	ENTRANCE HALL	= 入口大堂
BR	= Bedroom 睡房	FAMILY ROOM	= 家庭廳
BUILDING LINE ABOVE	= 上方之建築邊線	FLAT ROOF	= 平台
CANOPY	= 簷篷	GARDEN	= 花園
CANOPY ABOVE	= 上層簷篷	HR	= Hose Reel 消防喉轆

N

Scale 比例　0M/米　5M/米

Tower 1 座　7/F 7樓

Description 描述		Flat 單位 A	Flat 單位 B	Flat 單位 C	Flat 單位 D
Floor-to-floor height (refers to the height between the top surface of the structural slab of a floor and the top surface of the structural slab of its immediate upper floor) of each residential property (m) 每個住宅物業的層與層之間的高度(指該樓層之石屎地台面與上一層石屎地台面之高度距離)(米)	7/F 7樓	3.500 3.540 3.550 3.710 3.850 3.900	3.500 3.540 3.710 3.550 3.850	3.500 3.550 3.710 3.850	3.460 3.500 3.550 3.850
Thickness of the floor slabs (excluding plaster) of each residential property (mm) 每個住宅物業的樓板(不包括灰泥)的厚度(毫米)	7/F 7樓	150 175 225 250	150 175 200	150 175	

The internal areas of the residential properties on the upper floors will generally be slightly larger than those on the lower floors because of the reducing thickness of the structural walls on the upper floors.
因住宅物業的較高樓層的結構牆的厚度遞減，較高樓層的內部面積，一般比較低樓層的內部面積稍大。

Remarks : 1. The dimensions in the floor plans are all structural dimensions in millimetre.
2. The entrance hall (serving as a private lift lobby), if any, and conservatory form part of a residential property, are not common part of the Development. Where applicable, the saleable area of the relevant residential properties specified in the section "Area of Residential Properties in the Development" already includes the floor areas of such entrance hall and conservatory. The Authorised Person for the Development has certified that (a) there is no restriction on the usage of such entrance hall and conservatory which will affect owner's enjoyment of the relevant residential property and (b) such entrance hall and conservatory are made for the exclusive use of the owner of the relevant residential property.

備註： 1. 樓面平面圖之尺規所列數字為以毫米標示之建築結構尺寸。
2. 入口大堂(作為私人升降機大堂)(如有)及溫室屬住宅物業一部分，並非發展項目之公用部分。如適用，在「發展項目中的住宅物業的面積」部分內所列出的有關住宅物業之實用面積包括該入口大堂及溫室之樓面面積。發展項目的認可人士已證明入口大堂及溫室(a)在使用上沒有限制亦不會對相關住宅物業業主享用該住宅物業造成影響及(b)是專供相關住宅物業業主使用而設。

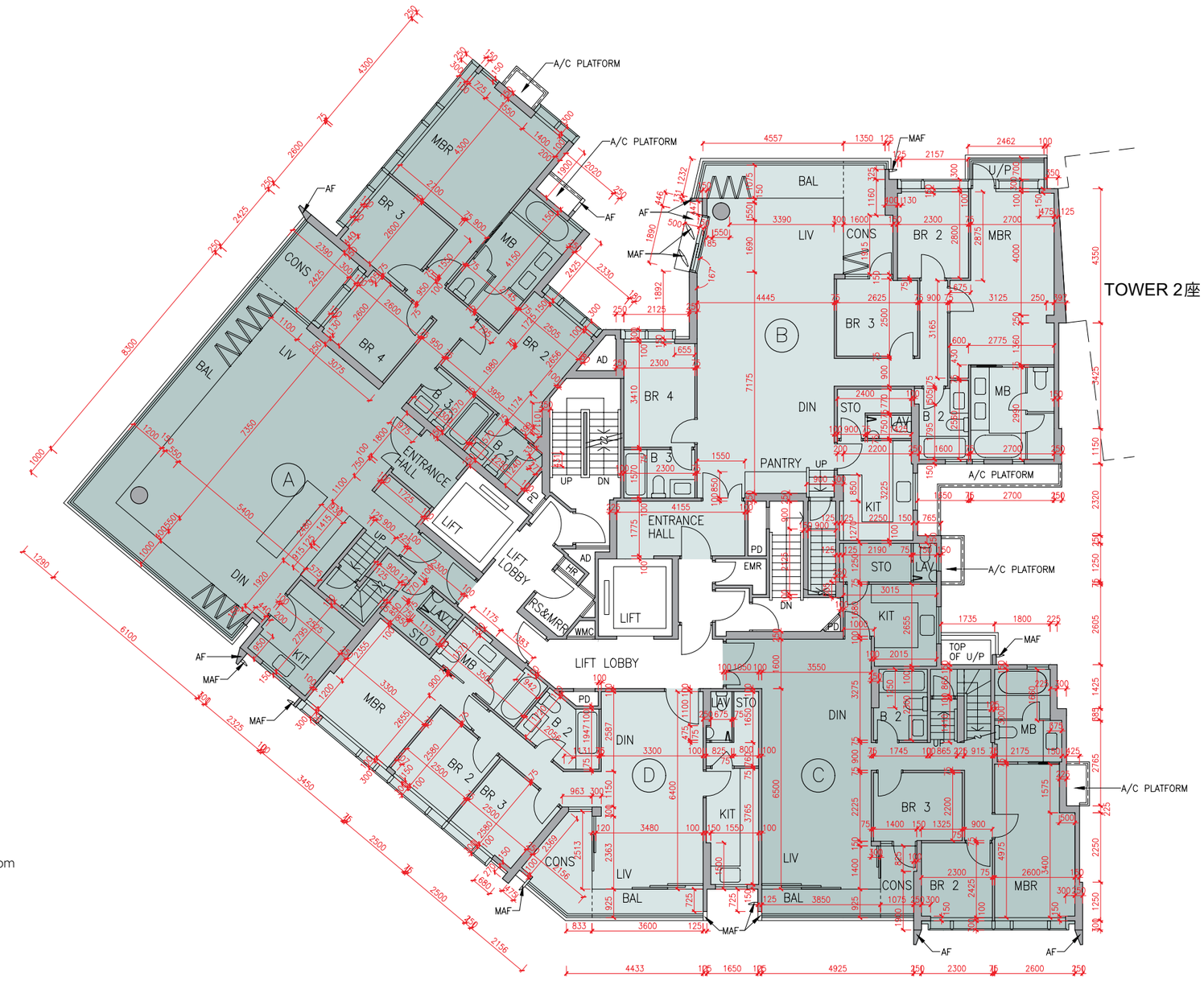

LEGEND 2　圖例 2

JACUZZI	= 按摩池	RS & MRR	= Refuse Storage & Material Recovery Room 垃圾及物料回收室
KIT	= Kitchen 廚房	SKYLIGHT	= 天窗
LAV	= Lavatory 洗手間	SV	= Smoke Vent 排煙口
LIFT	= 升降機	STO	= Store 儲物房
LIFT LOBBY	= 升降機大堂	SWIMMING POOL	= 游泳池
LIFT SHAFT	= 升降機槽	TOP OF BALCONY	= 下層露台上蓋
LIV	= Living Room 客廳	TOP OF CURTAIN WALL	= 幕牆頂部
LIV / DIN	= Living / Dining Room 客/飯廳	TOP OF U/P	= Top of Utility Platform 下層工作平台上蓋
MAF	= Metal Architectural Feature 金屬建築裝飾	UP	= Up 上
MBR	= Master Bedroom 主人睡房	U/P	= Utility Platform 工作平台
MB	= Master Bathroom 主人浴室	U/P ABOVE	= Utility Platform Above 上層工作平台
OPEN PIPE WELL	= 開放式管道井	VOID	= 中空
OWM	= Openable Window For Maintenance 維修窗口	VOID ABOVE	= 上層中空
PANTRY	= 備餐間	WALK-IN CLOSET	= 衣帽間
PLANTER	= 花槽	WMC	= Water Meter Cabinet 水錶箱
PITCHED ROOF	= 斜天台	WMR	= Water Meter Room 水錶房
PD	= Pipe Duct 管道槽		
PLANTER	= 花槽		
ROOF	= 天台		

N

Scale 比例
0M/米　5M/米

Tower 1 座　Roof 天台

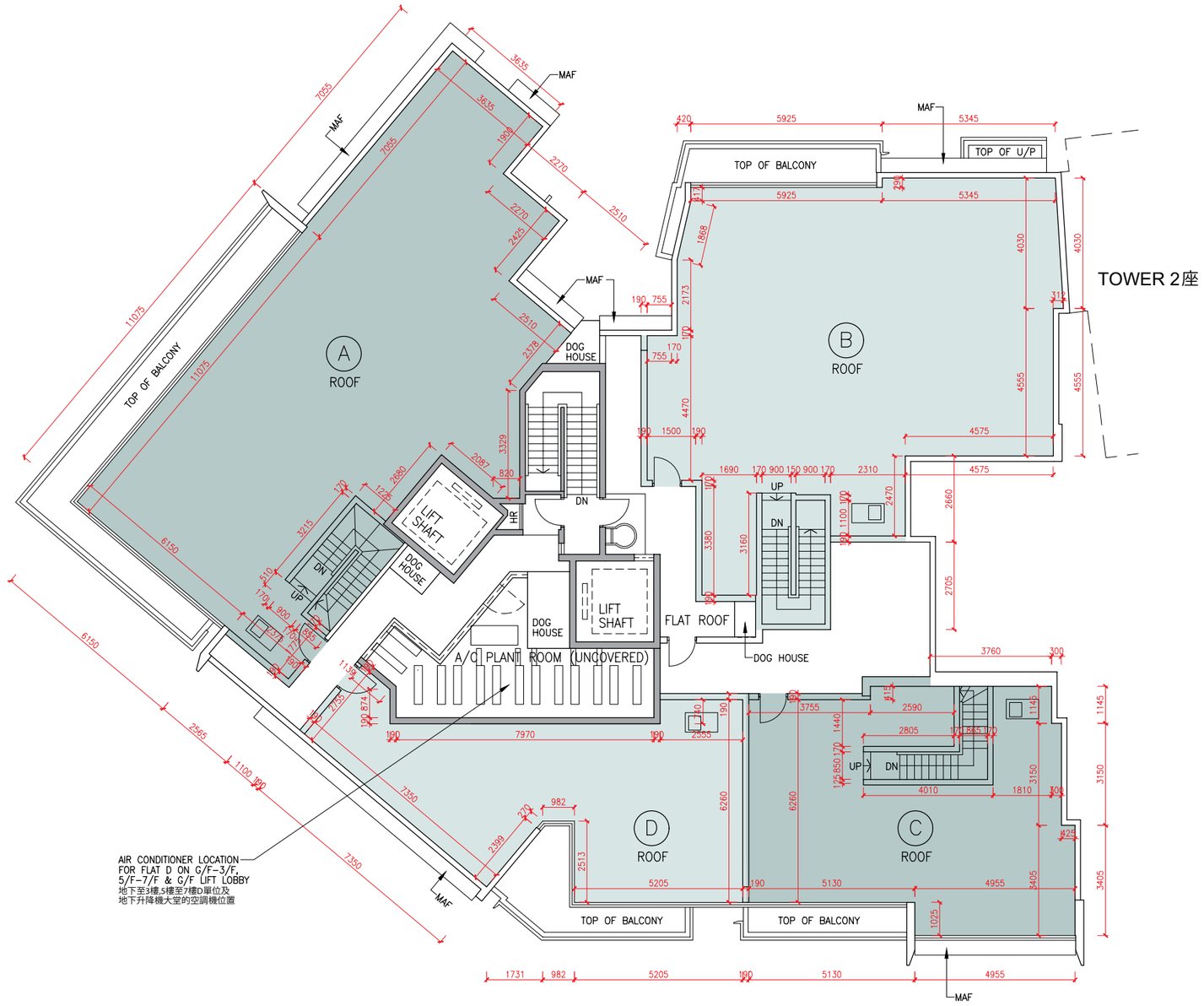

The internal areas of the residential properties on the upper floors will generally be slightly larger than those on the lower floors because of the reducing thickness of the structural walls on the upper floors.
因住宅物業的較高樓層的結構牆的厚度遞減，較高樓層的內部面積，一般比較低樓層的內部面積稍大。

Remark : The dimensions in the floor plans are all structural dimensions in millimetre.
備註：樓面平面圖之尺規所列數字為以毫米標示之建築結構尺寸。

N

Scale 比例　0M/米　5M/米

LEGEND I 圖例 1

A/C PLANT ROOM (UNCOVERED)	= Air Conditioner Plant Room (uncovered) 空調機房 (沒有上蓋)
A/C PLANT ROOM	= Air Conditioner Plant Room 空調機房
A/C PLATFORM	= Air Conditioner Platform 空調機平台
A/C PLATFORM ABOVE	= Air Conditioner Platform Above 上層空調機平台
ACOUSTIC FIN	= 隔音牆
AD	= Air Duct 通風管道槽
AF	= Architectural Feature 建築裝飾
AF ABOVE	= Architectural Feature Above 上層建築裝飾
AF ON 1/F	= 建築裝飾於1樓
B	= Bathroom 浴室
BAL	= Balcony 露台
BALCONY ABOVE	= Balcony above 上層露台
BR	= Bedroom 睡房
BUILDING LINE ABOVE	= 上方之建築邊線
CANOPY	= 簷篷
CANOPY ABOVE	= 上層簷篷
CD	= Cable Duct 電線管道槽
CFR	= Common Flat Roof 公用平台
CPR	= Common Pitched Roof 公用傾斜屋頂
CONS	= Conservatory 溫室
CURTAIN WALL ABOVE	= 上方之幕牆
DN	= Down 下
DIN	= Dining Room 飯廳
DOG HOUSE	= Mechanical & Electrical Services Duct Connecting to the Floor Below 連接下層的機電設施管道
DPMR	= Drainage Pipe Maintenance Room 排水管維修房
ELV	= Extra Low Voltage Duct 低電壓管道
EMR	= Electricity Meter Room 電錶房
ENTRANCE HALL	= 入口大堂
FAMILY ROOM	= 家庭廳
FLAT ROOF	= 平台
GARDEN	= 花園
HR	= Hose Reel 消防喉轆

Tower 2 座　G/F 地下

Description 描述		Flat 單位 A	B	C	D
Floor-to-floor height (refers to the height between the top surface of the structural slab of a floor and the top surface of the structural slab of its immediate upper floor) of each residential property (m) 每個住宅物業的層與層之間的高度(指該樓層之石屎地台面與上一層石屎地台面之高度距離)(米)	G/F 地下	3.050 3.150 3.350 3.390 3.450 3.500 3.550 3.700 3.850 3.900 4.050	3.150 3.200 3.450 3.500 3.550 3.850 3.900	3.150 3.200 3.300 3.450 3.500 3.550 3.850 3.900	
Thickness of the floor slabs (excluding plaster) of each residential property (mm) 每個住宅物業的樓板(不包括灰泥)的厚度(毫米)	G/F 地下	150 175 200 225	150 175 200	150 200	

The internal areas of the residential properties on the upper floors will generally be slightly larger than those on the lower floors because of the reducing thickness of the structural walls on the upper floors.
因住宅物業的較高樓層的結構牆的厚度遞減，較高樓層的內部面積，一般比較低樓層的內部面積稍大。

Remarks : 1. The dimensions in the floor plans are all structural dimensions in millimetre.
2. The entrance hall (serving as a private lift lobby), if any, and conservatory, if any, form part of a residential property, are not common part of the Development. Where applicable, the saleable area of the relevant residential properties specified in the section "Area of Residential Properties in the Development" already includes the floor areas of such entrance hall and conservatory. The Authorised Person for the Development has certified that (a) there is no restriction on the usage of such entrance hall and conservatory which will affect owner's enjoyment of the relevant residential property and (b) such entrance hall and conservatory are made for the exclusive use of the owner of the relevant residential property.

備註：1. 樓面平面圖之尺規所列數字為以毫米標示之建築結構尺寸。
2. 入口大堂(作為私人升降機大堂)(如有)及溫室(如有)屬住宅物業一部分，並非發展項目之公用部分。如適用，在「發展項目中的住宅物業的面積」部分內所列出的有關住宅物業之實用面積包括該入口大堂及溫室之樓面面積。發展項目的認可人士已證明入口大堂及溫室(a)在使用上沒有限制亦不會對相關住宅物業業主享用該住宅物業造成影響及(b)是專供相關住宅物業業主使用而設。

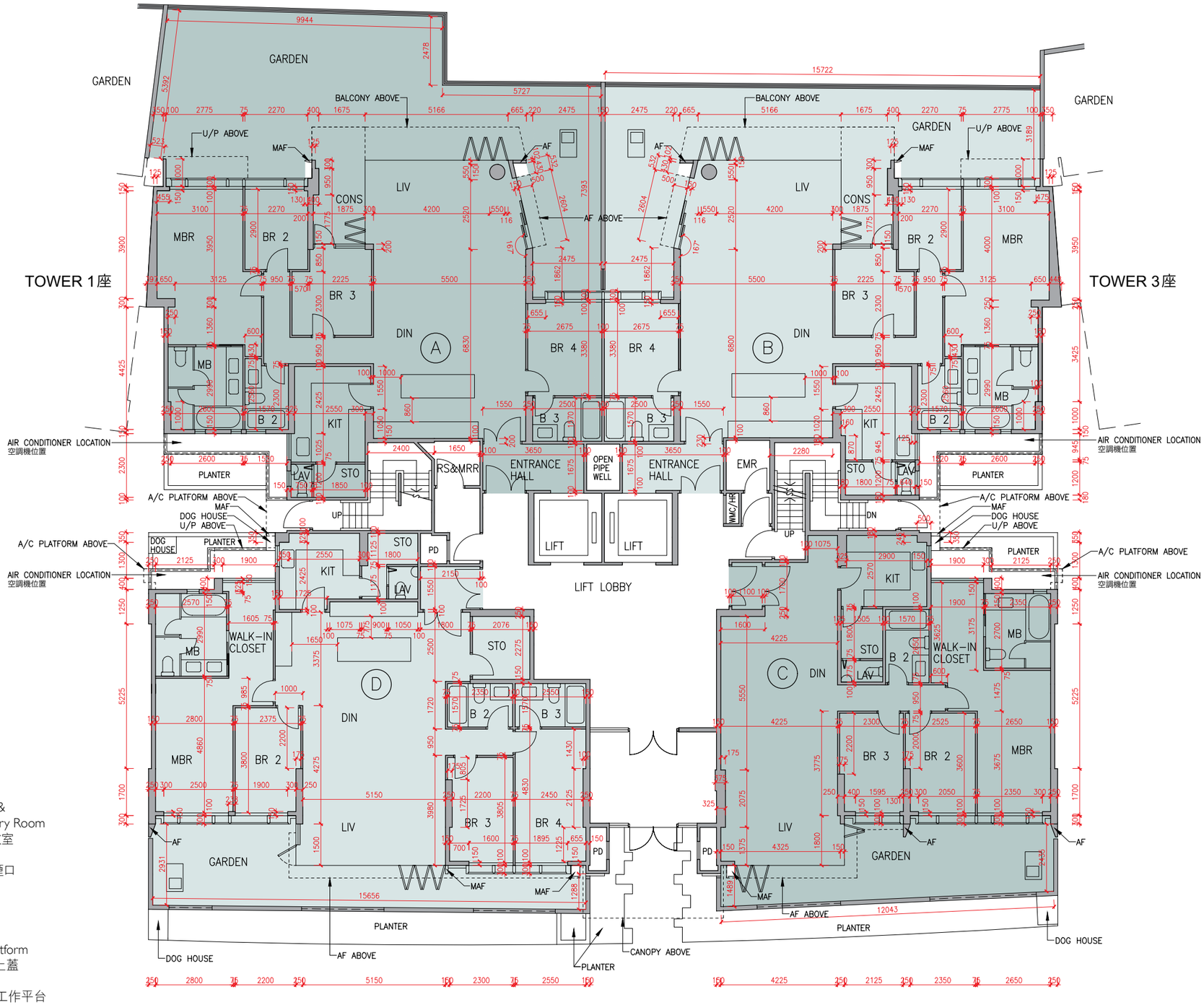

LEGEND 2　圖例 2

JACUZZI	= 按摩池	RS & MRR	= Refuse Storage & Material Recovery Room 垃圾及物料回收室
KIT	= Kitchen 廚房	SKYLIGHT	= 天窗
LAV	= Lavatory 洗手間	SV	= Smoke Vent 排煙口
LIFT	= 升降機	STO	= Store 儲物房
LIFT LOBBY	= 升降機大堂	SWIMMING POOL	= 游泳池
LIFT SHAFT	= 升降機槽	TOP OF BALCONY	= 下層露台上蓋
LIV	= Living Room 客廳	TOP OF CURTAIN WALL	= 幕牆頂部
LIV / DIN	= Living / Dining Room 客/飯廳	TOP OF U/P	= Top of Utility Platform 下層工作平台上蓋
MAF	= Metal Architectural Feature 金屬建築裝飾	UP	= Up 上
MBR	= Master Bedroom 主人睡房	U/P	= Utility Platform 工作平台
MB	= Master Bathroom 主人浴室	U/P ABOVE	= Utility Platform Above 上層工作平台
OPEN PIPE WELL	= 開放式管道井	VOID	= 中空
OWM	= Openable Window For Maintenance 維修窗口	VOID ABOVE	= 上層中空
PANTRY	= 備餐間	WALK-IN CLOSET	= 衣帽間
PLANTER	= 花槽	WMC	= Water Meter Cabinet 水錶箱
PITCHED ROOF	= 斜天台	WMR	= Water Meter Room 水錶房
PD	= Pipe Duct 管道槽		
PLANTER	= 花槽		
ROOF	= 天台		

N

Scale 比例
0M/米　5M/米

發展項目的住宅物業的樓面平面圖

Tower 2 座　1/F 1樓

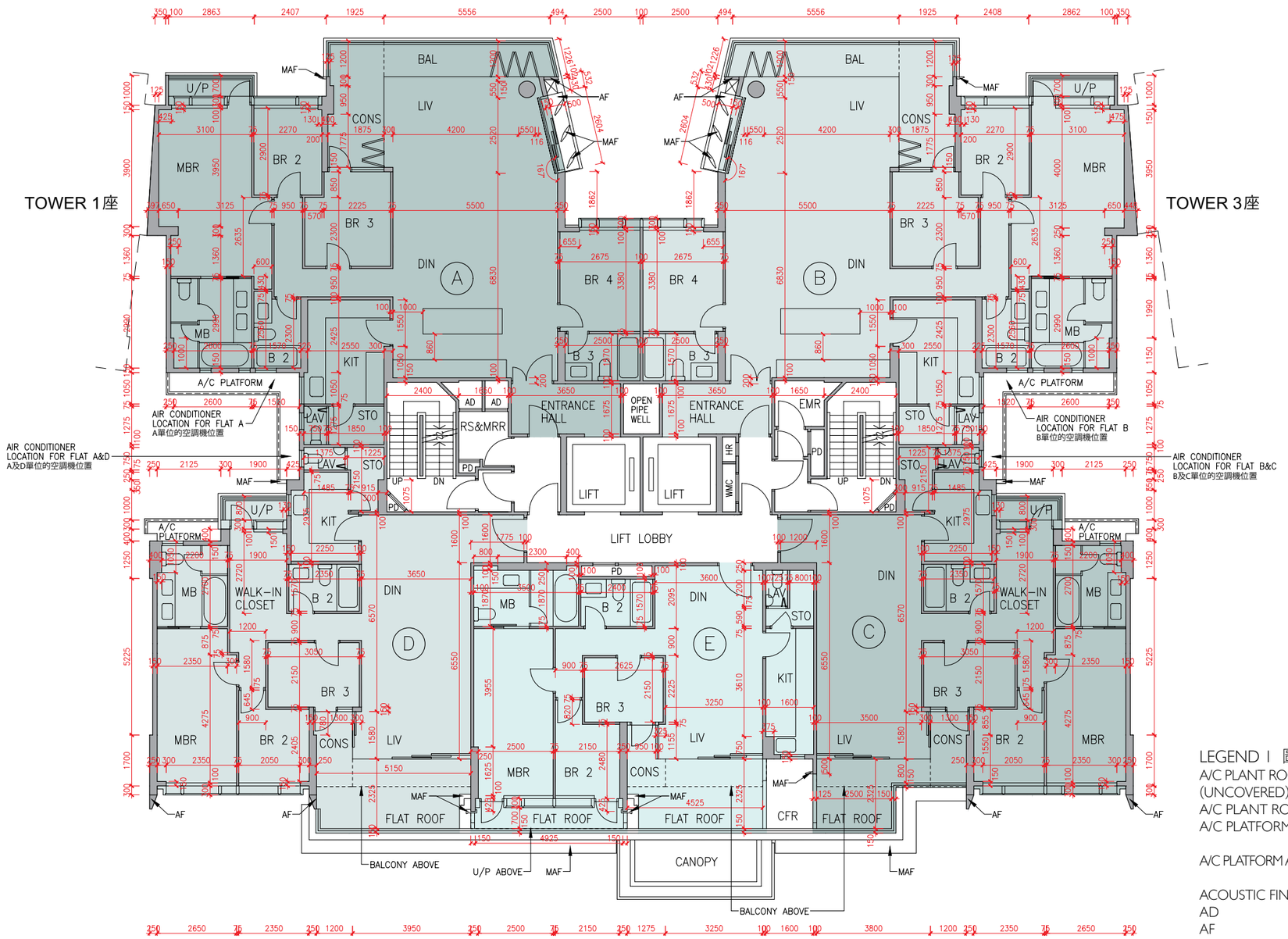

N

Scale 比例　0M/米　5M/米

Description 描述		Flat 單位				
		A	B	C	D	E
Floor-to-floor height (refers to the height between the top surface of the structural slab of a floor and the top surface of the structural slab of its immediate upper floor) of each residential property (m) 每個住宅物業的層與層之間的高度(指該樓層之石屎地台面與上一層石屎地台面之高度距離)(米)	1/F 1樓	3.375	3.375 3.425 3.465 3.725	3.025 3.365 3.375 3.425 3.725	3.025 3.365 3.375 3.425 3.465 3.725	
Thickness of the floor slabs (excluding plaster) of each residential property (mm) 每個住宅物業的樓板(不包括灰泥)的厚度(毫米)	1/F 1樓	150 175 200 225	150 175		150 175 200	

The internal areas of the residential properties on the upper floors will generally be slightly larger than those on the lower floors because of the reducing thickness of the structural walls on the upper floors.

因住宅物業的較高樓層的結構牆的厚度遞減，較高樓層的內部面積，一般比較低樓層的內部面積稍大。

Remarks : 1. The dimensions in the floor plans are all structural dimensions in millimetre.

2. The entrance hall (serving as a private lift lobby), if any, and conservatory form part of a residential property, are not common part of the Development. Where applicable, the saleable area of the relevant residential properties specified in the section "Area of Residential Properties in the Development" already includes the floor areas of such entrance hall and conservatory. The Authorised Person for the Development has certified that (a) there is no restriction on the usage of such entrance hall and conservatory which will affect owner's enjoyment of the relevant residential property and (b) such entrance hall and conservatory are made for the exclusive use of the owner of the relevant residential property.

備註： 1. 樓面平面圖之尺規所列數字為以毫米標示之建築結構尺寸。

2. 入口大堂(作為私人升降機大堂)(如有)及溫室屬住宅物業一部分，並非發展項目之公用部分。如適用，在「發展項目中的住宅物業的面積」部分內所列出的有關住宅物業之實用面積包括該入口大堂及溫室之樓面面積。發展項目的認可人士已證明入口大堂及溫室(a)在使用上沒有限制亦不會對相關住宅物業業主享用該住宅物業造成影響及(b)是專供相關住宅物業業主使用而設。

LEGEND I 圖例 1

A/C PLANT ROOM (UNCOVERED)	= Air Conditioner Plant Room (uncovered) 空調機房 (沒有上蓋)	CD	= Cable Duct 電線管道槽
A/C PLANT ROOM	= Air Conditioner Plant Room 空調機房	CFR	= Common Flat Roof 公用平台
A/C PLATFORM	= Air Conditioner Platform 空調機平台	CPR	= Common Pitched Roof 公用傾斜屋頂
A/C PLATFORM ABOVE	= Air Conditioner Platform Above 上層空調機平台	CONS	= Conservatory 溫室
ACOUSTIC FIN	= 隔音牆	CURTAIN WALL ABOVE	= 上方之幕牆
AD	= Air Duct 通風管道槽	DN	= Down 下
AF	= Architectural Feature 建築裝飾	DIN	= Dining Room 飯廳
AF ABOVE	= Architectural Feature Above 上層建築裝飾	DOG HOUSE	= Mechanical & Electrical Services Duct Connecting to the Floor Below 連接下層的機電設施管道
AF ON 1/F	= 建築裝飾於1樓	DPMR	= Drainage Pipe Maintenance Room 排水管維修房
B	= Bathroom 浴室	ELV	= Extra Low Voltage Duct 低電壓管道
BAL	= Balcony 露台	EMR	= Electricity Meter Room 電錶房
BALCONY ABOVE	= Balcony above 上層露台	ENTRANCE HALL	= 入口大堂
BR	= Bedroom 睡房	FAMILY ROOM	= 家庭廳
BUILDING LINE ABOVE	= 上方之建築邊線	FLAT ROOF	= 平台
CANOPY	= 簷篷	GARDEN	= 花園
CANOPY ABOVE	= 上層簷篷	HR	= Hose Reel 消防喉轆

Tower 2 座　2/F - 6/F (4/F is omitted) 2樓-6樓(不設4樓)

Description 描述		Flat 單位				
		A	B	C	D	E
Floor-to-floor height (refers to the height between the top surface of the structural slab of a floor and the top surface of the structural slab of its immediate upper floor) of each residential property (m) 每個住宅物業的層與層之間的高度(指該樓層之石屎地台面與上一層石屎地台面之高度距離)(米)	2/F-5/F 2樓-5樓	3.375				
	6/F 6樓	3.150 3.500 3.850	3.150 3.500 3.550	3.150 3.500		3.150 3.200 3.450 3.475 3.500 3.535 3.550 3.710 3.850
Thickness of the floor slabs (excluding plaster) of each residential property (mm) 每個住宅物業的樓板(不包括灰泥)的厚度(毫米)	2/F-6/F 2樓-6樓	150 175 200 225	150 175			150 175 200

The internal areas of the residential properties on the upper floors will generally be slightly larger than those on the lower floors because of the reducing thickness of the structural walls on the upper floors.

因住宅物業的較高樓層的結構牆的厚度遞減，較高樓層的內部面積，一般比較低樓層的內部面積稍大。

Remarks : 1. The dimensions in the floor plans are all structural dimensions in millimetre.

2. The entrance hall (serving as a private lift lobby), if any, and conservatory form part of a residential property, are not common part of the Development. Where applicable, the saleable area of the relevant residential properties specified in the section "Area of Residential Properties in the Development" already includes the floor areas of such entrance hall and conservatory. The Authorised Person for the Development has certified that (a) there is no restriction on the usage of such entrance hall and conservatory which will affect owner's enjoyment of the relevant residential property and (b) such entrance hall and conservatory are made for the exclusive use of the owner of the relevant residential property.

備註： 1. 樓面平面圖之尺規所列數字為以毫米標示之建築結構尺寸。

2. 入口大堂(作為私人升降機大堂)(如有)及溫室屬住宅物業一部分，並非發展項目之公用部分。如適用，在「發展項目中的住宅物業的面積」部分內所列出的有關住宅物業之實用面積包括該入口大堂及溫室之樓面面積。發展項目的認可人士已證明入口大堂及溫室(a)在使用上沒有限制亦不會對相關住宅物業業主享用該住宅物業造成影響及(b)是專供相關住宅物業業主使用而設。

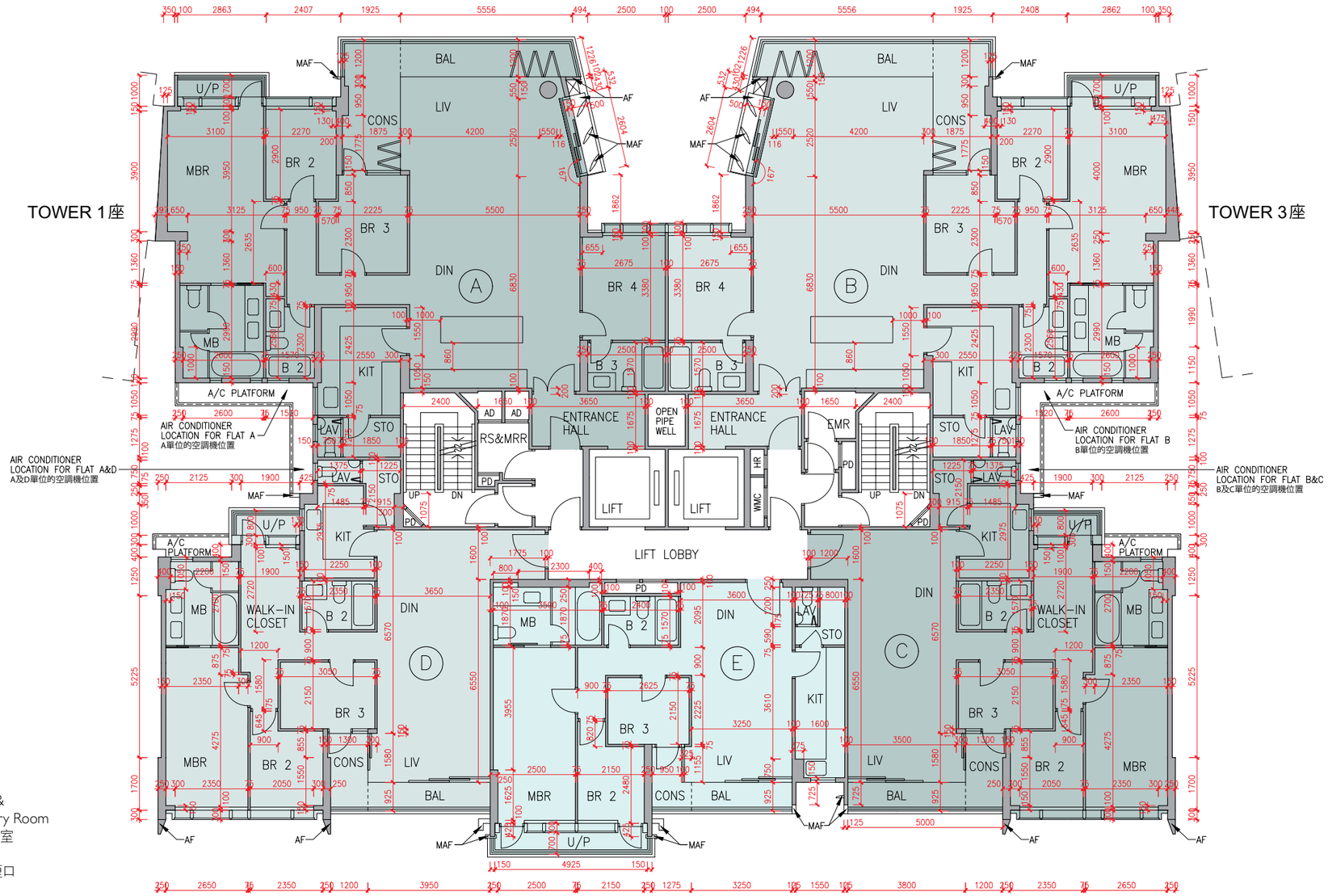

LEGEND 2　圖例 2

JACUZZI	= 按摩池	RS & MRR	= Refuse Storage & Material Recovery Room 垃圾及物料回收室
KIT	= Kitchen 廚房		
LAV	= Lavatory 洗手間	SKYLIGHT	= 天窗
LIFT	= 升降機	SV	= Smoke Vent 排煙口
LIFT LOBBY	= 升降機大堂	STO	= Store 儲物房
LIFT SHAFT	= 升降機槽	SWIMMING POOL	= 游泳池
LIV	= Living Room 客廳	TOP OF BALCONY	= 下層露台上蓋
LIV / DIN	= Living / Dining Room 客/飯廳	TOP OF CURTAIN WALL	= 幕牆頂部
MAF	= Metal Architectural Feature 金屬建築裝飾	TOP OF U/P	= Top of Utility Platform 下層工作平台上蓋
MBR	= Master Bedroom 主人睡房	UP	= Up 上
MB	= Master Bathroom 主人浴室	U/P	= Utility Platform 工作平台
OPEN PIPE WELL	= 開放式管道井	U/P ABOVE	= Utility Platform Above 上層工作平台
OWM	= Openable Window For Maintenance 維修窗口	VOID	= 中空
PANTRY	= 備餐間	VOID ABOVE	= 上層中空
PLANTER	= 花槽	WALK-IN CLOSET	= 衣帽間
PITCHED ROOF	= 斜天台	WMC	= Water Meter Cabinet 水錶箱
PD	= Pipe Duct 管道槽	WMR	= Water Meter Room 水錶房
PLANTER	= 花槽		
ROOF	= 天台		

發展項目的住宅物業的樓面平面圖

Tower 2 座　7/F 7樓

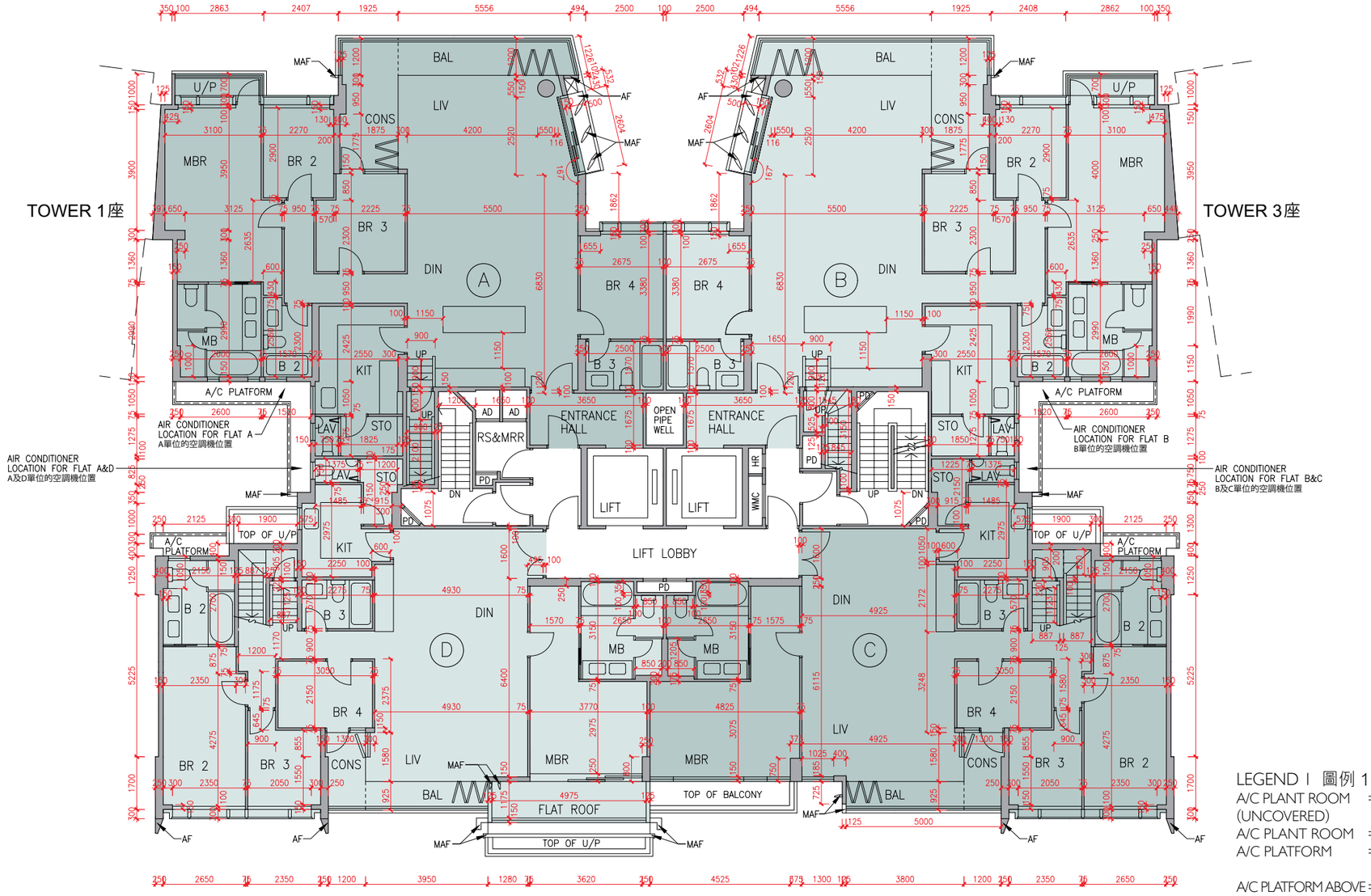

Description 描述		Flat 單位 A	B	C	D
Floor-to-floor height (refers to the height between the top surface of the structural slab of a floor and the top surface of the structural slab of its immediate upper floor) of each residential property (m) 每個住宅物業的層與層之間的高度(指該樓層之石屎地台面與上一層石屎地台面之高度距離)(米)	7/F 7樓	3.500 3.540 3.550 3.710 3.850 3.950		3.460 3.500 3.550 3.800 3.850 3.950	
Thickness of the floor slabs (excluding plaster) of each residential property (mm) 每個住宅物業的樓板(不包括灰泥)的厚度(毫米)	7/F 7樓	150 175 200 225		150 175 200	

The internal areas of the residential properties on the upper floors will generally be slightly larger than those on the lower floors because of the reducing thickness of the structural walls on the upper floors.

因住宅物業的較高樓層的結構牆的厚度遞減，較高樓層的內部面積，一般比較低樓層的內部面積稍大。

Remarks : 1. The dimensions in the floor plans are all structural dimensions in millimetre.

2. The entrance hall (serving as a private lift lobby), if any, and conservatory form part of a residential property, are not common part of the Development. Where applicable, the saleable area of the relevant residential properties specified in the section "Area of Residential Properties in the Development" already includes the floor areas of such entrance hall and conservatory. The Authorised Person for the Development has certified that (a) there is no restriction on the usage of such entrance hall and conservatory which will affect owner's enjoyment of the relevant residential property and (b) such entrance hall and conservatory are made for the exclusive use of the owner of the relevant residential property.

備註： 1. 樓面平面圖之尺規所列數字為以毫米標示之建築結構尺寸。

2. 入口大堂(作為私人升降機大堂)(如有)及溫室屬住宅物業一部分，並非發展項目之公用部分。如適用，在「發展項目中的住宅物業的面積」部分內所列出的有關住宅物業之實用面積包括該入口大堂及溫室之樓面面積。發展項目的認可人士已證明入口大堂及溫室(a)在使用上沒有限制亦不會對相關住宅物業業主享用該住宅物業造成影響及(b)是專供相關住宅物業業主使用而設。

LEGEND I 圖例 1

A/C PLANT ROOM (UNCOVERED)	= Air Conditioner Plant Room (uncovered) 空調機房 (沒有上蓋)	CD	= Cable Duct 電線管道槽
A/C PLANT ROOM	= Air Conditioner Plant Room 空調機房	CFR	= Common Flat Roof 公用平台
A/C PLATFORM	= Air Conditioner Platform 空調機平台	CPR	= Common Pitched Roof 公用傾斜屋頂
A/C PLATFORM ABOVE	= Air Conditioner Platform Above 上層空調機平台	CONS	= Conservatory 溫室
ACOUSTIC FIN	= 隔音牆	CURTAIN WALL ABOVE	= 上方之幕牆
AD	= Air Duct 通風管道槽	DN	= Down 下
AF	= Architectural Feature 建築裝飾	DIN	= Dining Room 飯廳
AF ABOVE	= Architectural Feature Above 上層建築裝飾	DOG HOUSE	= Mechanical & Electrical Services Duct Connecting to the Floor Below 連接下層的機電設施管道
AF ON 1/F	= 建築裝飾於1樓	DPMR	= Drainage Pipe Maintenance Room 排水管維修房
B	= Bathroom 浴室	ELV	= Extra Low Voltage Duct 低電壓管道
BAL	= Balcony 露台	EMR	= Electricity Meter Room 電錶房
BALCONY ABOVE	= Balcony above 上層露台	ENTRANCE HALL	= 入口大堂
BR	= Bedroom 睡房	FAMILY ROOM	= 家庭廳
BUILDING LINE ABOVE	= 上方之建築邊線	FLAT ROOF	= 平台
CANOPY	= 簷篷	GARDEN	= 花園
CANOPY ABOVE	= 上層簷篷	HR	= Hose Reel 消防喉轆

N

Scale 比例　0M/米　5M/米

Tower 2 座　Roof 天台

The internal areas of the residential properties on the upper floors will generally be slightly larger than those on the lower floors because of the reducing thickness of the structural walls on the upper floors.
因住宅物業的較高樓層的結構牆的厚度遞減，較高樓層的內部面積，一般比較低樓層的內部面積稍大。

Remark : The dimensions in the floor plans are all structural dimensions in millimetre.
備註：樓面平面圖之尺規所列數字為以毫米標示之建築結構尺寸。

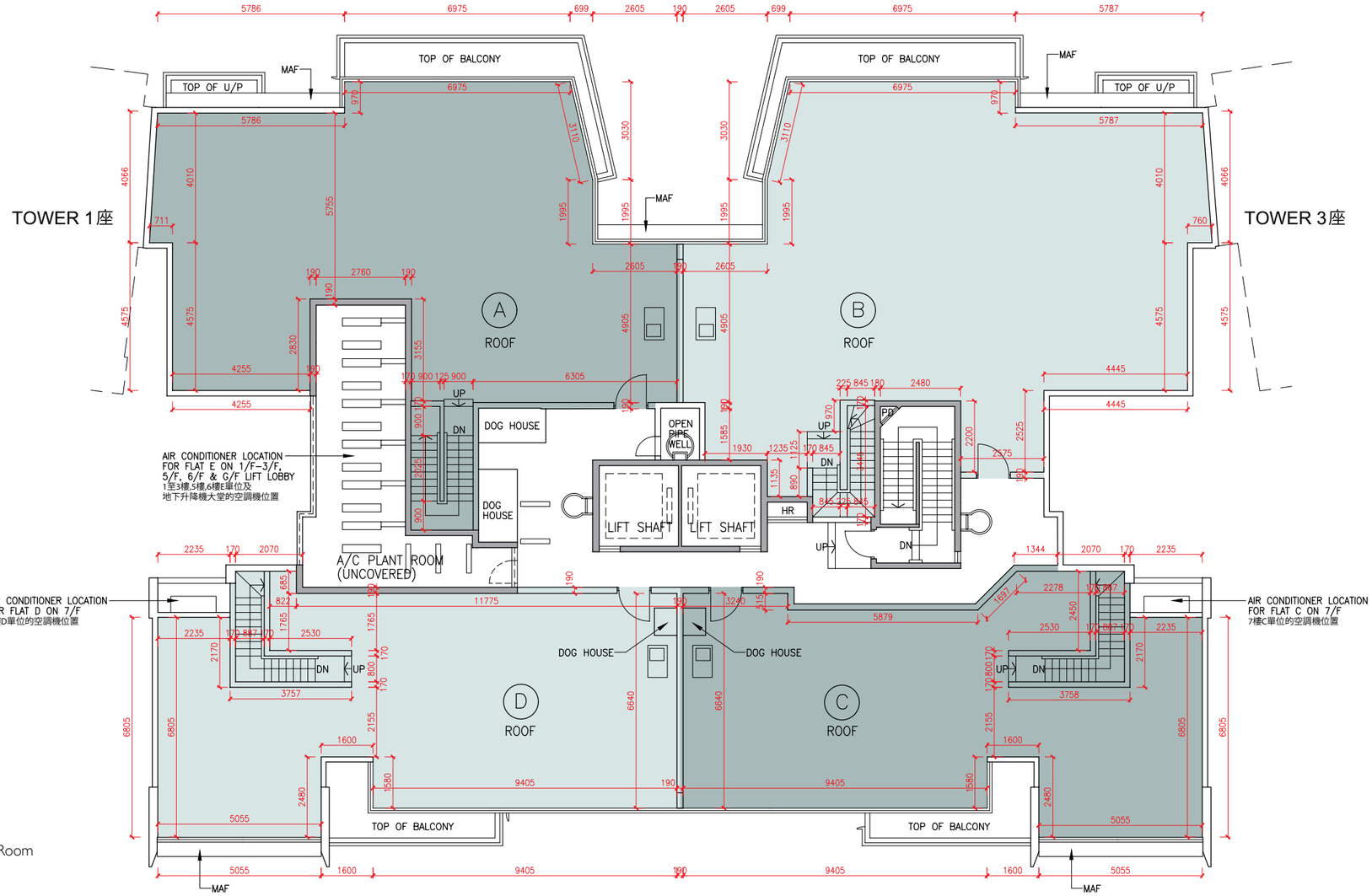

LEGEND 2　圖例 2

JACUZZI	= 按摩池	RS & MRR	= Refuse Storage & Material Recovery Room 垃圾及物料回收室
KIT	= Kitchen 廚房	SKYLIGHT	= 天窗
LAV	= Lavatory 洗手間	SV	= Smoke Vent 排煙口
LIFT	= 升降機	STO	= Store 儲物房
LIFT LOBBY	= 升降機大堂	SWIMMING POOL	= 游泳池
LIFT SHAFT	= 升降機槽	TOP OF BALCONY	= 下層露台上蓋
LIV	= Living Room 客廳	TOP OF CURTAIN WALL	= 幕牆頂部
LIV / DIN	= Living / Dining Room 客/飯廳	TOP OF U/P	= Top of Utility Platform 下層工作平台上蓋
MAF	= Metal Architectural Feature 金屬建築裝飾	UP	= Up 上
MBR	= Master Bedroom 主人睡房	U/P	= Utility Platform 工作平台
MB	= Master Bathroom 主人浴室	U/P ABOVE	= Utility Platform Above 上層工作平台
OPEN PIPE WELL	= 開放式管道井	VOID	= 中空
OWM	= Openable Window For Maintenance 維修窗口	VOID ABOVE	= 上層中空
PANTRY	= 備餐間	WALK-IN CLOSET	= 衣帽間
PLANTER	= 花槽	WMC	= Water Meter Cabinet 水錶箱
PITCHED ROOF	= 斜天台	WMR	= Water Meter Room 水錶房
PD	= Pipe Duct 管道槽		
PLANTER	= 花槽		
ROOF	= 天台		

N

Scale 比例
0M/米　5M/米

發展項目的住宅物業的樓面平面圖

Tower 3 座　G/F 地下

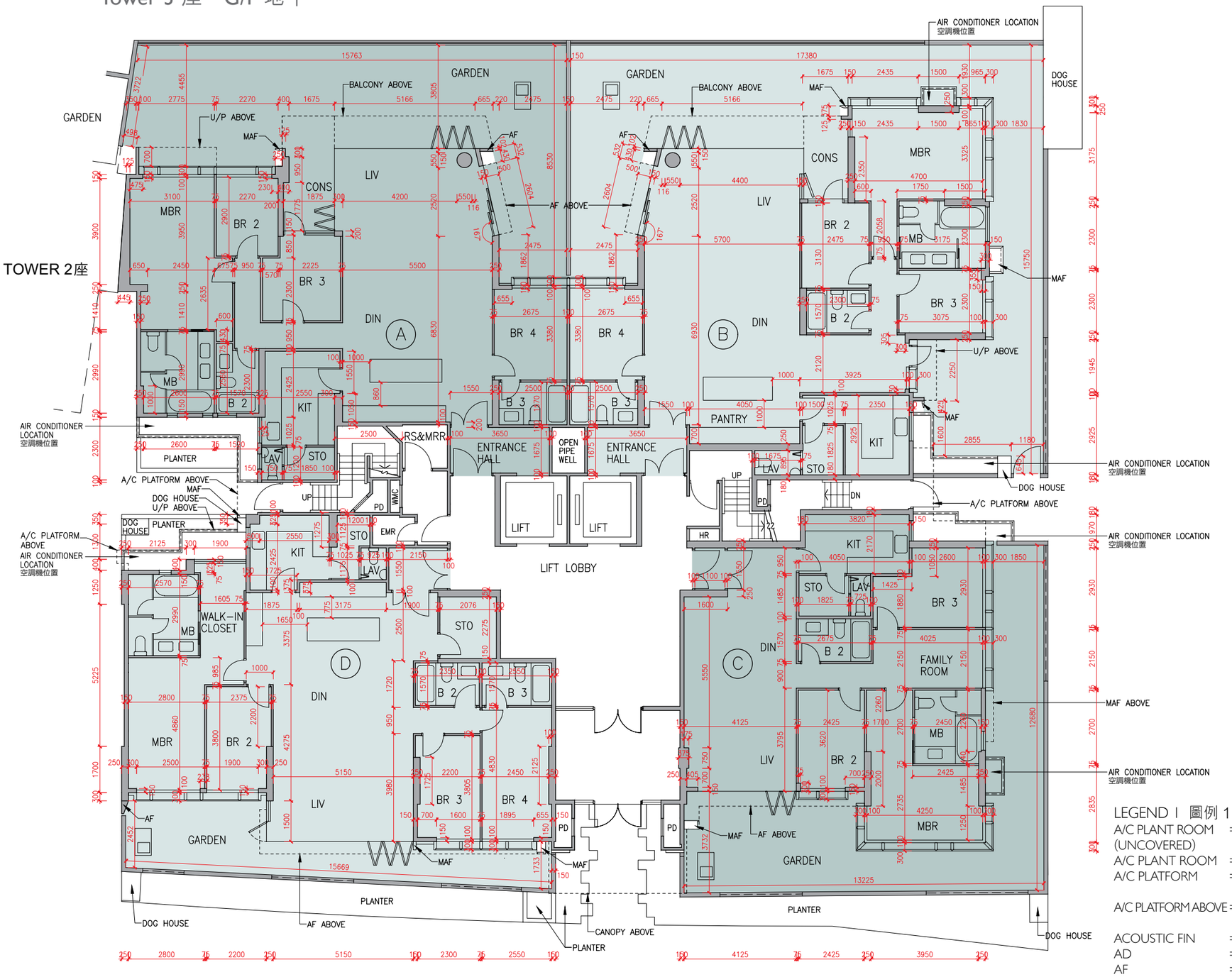

Description 描述		Flat 單位			
		A	B	C	D
Floor-to-floor height (refers to the height between the top surface of the structural slab of a floor and the top surface of the structural slab of its immediate upper floor) of each residential property (m) 每個住宅物業的層與層之間的高度(指該樓層之石屎地台面與上一層石屎地台面之高度距離)(米)	G/F 地下	3.050 3.150 3.350 3.390 3.450 3.500 3.550 3.700 3.850 3.900 4.050	3.150 3.350 3.390 3.450 3.500 3.650 3.700 4.000 4.050	3.100 3.150 3.200 3.225 3.450 3.500 3.550 3.900	3.150 3.200 3.450 3.500 3.550 3.850 3.900
Thickness of the floor slabs (excluding plaster) of each residential property (mm) 每個住宅物業的樓板(不包括灰泥)的厚度(毫米)	G/F 地下	150 175 200 225	150 175 225	150 175 200	

The internal areas of the residential properties on the upper floors will generally be slightly larger than those on the lower floors because of the reducing thickness of the structural walls on the upper floors.
因住宅物業的較高樓層的結構牆的厚度遞減，較高樓層的內部面積，一般比較低樓層的內部面積稍大。

Remarks : 1. The dimensions in the floor plans are all structural dimensions in millimetre.
2. The entrance hall (serving as a private lift lobby), if any, and conservatory, if any, form part of a residential property, are not common part of the Development. Where applicable, the saleable area of the relevant residential properties specified in the section "Area of Residential Properties in the Development" already includes the floor areas of such entrance hall and conservatory. The Authorised Person for the Development has certified that (a) there is no restriction on the usage of such entrance hall and conservatory which will affect owner's enjoyment of the relevant residential property and (b) such entrance hall and conservatory are made for the exclusive use of the owner of the relevant residential property.

備註： 1. 樓面平面圖之尺規所列數字為以毫米標示之建築結構尺寸。
2. 入口大堂(作為私人升降機大堂)(如有)及溫室(如有)屬住宅物業一部分，並非發展項目之公用部分。如適用，在「發展項目中的住宅物業的面積」部分內所列出的有關住宅物業之實用面積包括該入口大堂及溫室之樓面面積。發展項目的認可人士已證明入口大堂及溫室(a)在使用上沒有限制亦不會對相關住宅物業業主享用該住宅物業造成影響及(b)是專供相關住宅物業業主使用而設。

LEGEND I 圖例 1

A/C PLANT ROOM (UNCOVERED)	= Air Conditioner Plant Room (uncovered) 空調機房 (沒有上蓋)	CD	= Cable Duct 電線管道槽
A/C PLANT ROOM	= Air Conditioner Plant Room 空調機房	CFR	= Common Flat Roof 公用平台
A/C PLATFORM	= Air Conditioner Platform 空調機平台	CPR	= Common Pitched Roof 公用傾斜屋頂
A/C PLATFORM ABOVE	= Air Conditioner Platform Above 上層空調機平台	CONS	= Conservatory 溫室
ACOUSTIC FIN	= 隔音牆	CURTAIN WALL ABOVE	= 上方之幕牆
AD	= Air Duct 通風管道槽	DN	= Down 下
AF	= Architectural Feature 建築裝飾	DIN	= Dining Room 飯廳
AF ABOVE	= Architectural Feature Above 上層建築裝飾	DOG HOUSE	= Mechanical & Electrical Services Duct Connecting to the Floor Below 連接下層的機電設施管道
AF ON 1/F	= 建築裝飾於1樓	DPMR	= Drainage Pipe Maintenance Room 排水管維修房
B	= Bathroom 浴室	ELV	= Extra Low Voltage Duct 低電壓管道
BAL	= Balcony 露台	EMR	= Electricity Meter Room 電錶房
BALCONY ABOVE	= Balcony above 上層露台	ENTRANCE HALL	= 入口大堂
BR	= Bedroom 睡房	FAMILY ROOM	= 家庭廳
BUILDING LINE ABOVE	= 上方之建築邊線	FLAT ROOF	= 平台
CANOPY	= 簷篷	GARDEN	= 花園
CANOPY ABOVE	= 上層簷篷	HR	= Hose Reel 消防喉轆

N

Scale 比例　0M/米　5M/米

Tower 3 座　1/F 1樓

Description 描述		Flat 單位 A	B	C	D	E
Floor-to-floor height (refers to the height between the top surface of the structural slab of a floor and the top surface of the structural slab of its immediate upper floor) of each residential property (m) 每個住宅物業的層與層之間的高度(指該樓層之石屎地台面與上一層石屎地台面之高度距離)(米)	1/F 1樓	3.375	3.375 3.425 3.775	3.375 3.425 3.440 3.725	3.025 3.365 3.375 3.425	3.025 3.365 3.375 3.425 3.465 3.725
Thickness of the floor slabs (excluding plaster) of each residential property (mm) 每個住宅物業的樓板(不包括灰泥)的厚度(毫米)	1/F 1樓	150 175 200 225	150 175 225	150 175 200	150 175	150 175 200

The internal areas of the residential properties on the upper floors will generally be slightly larger than those on the lower floors because of the reducing thickness of the structural walls on the upper floors.
因住宅物業的較高樓層的結構牆的厚度遞減，較高樓層的內部面積，一般比較低樓層的內部面積稍大。

Remarks : 1. The dimensions in the floor plans are all structural dimensions in millimetre.
2. The entrance hall (serving as a private lift lobby), if any, and conservatory form part of a residential property, are not common part of the Development. Where applicable, the saleable area of the relevant residential properties specified in the section "Area of Residential Properties in the Development" already includes the floor areas of such entrance hall and conservatory. The Authorised Person for the Development has certified that (a) there is no restriction on the usage of such entrance hall and conservatory which will affect owner's enjoyment of the relevant residential property and (b) such entrance hall and conservatory are made for the exclusive use of the owner of the relevant residential property.

備註： 1. 樓面平面圖之尺規所列數字為以毫米標示之建築結構尺寸。
2. 入口大堂(作為私人升降機大堂)(如有)及溫室屬住宅物業一部分，並非發展項目之公用部分。如適用，在「發展項目中的住宅物業的面積」部分內所列出的有關住宅物業之實用面積包括該入口大堂及溫室之樓面面積。發展項目的認可人士已證明入口大堂及溫室(a)在使用上沒有限制亦不會對相關住宅物業業主享用該住宅物業造成影響及(b)是專供相關住宅物業業主使用而設。

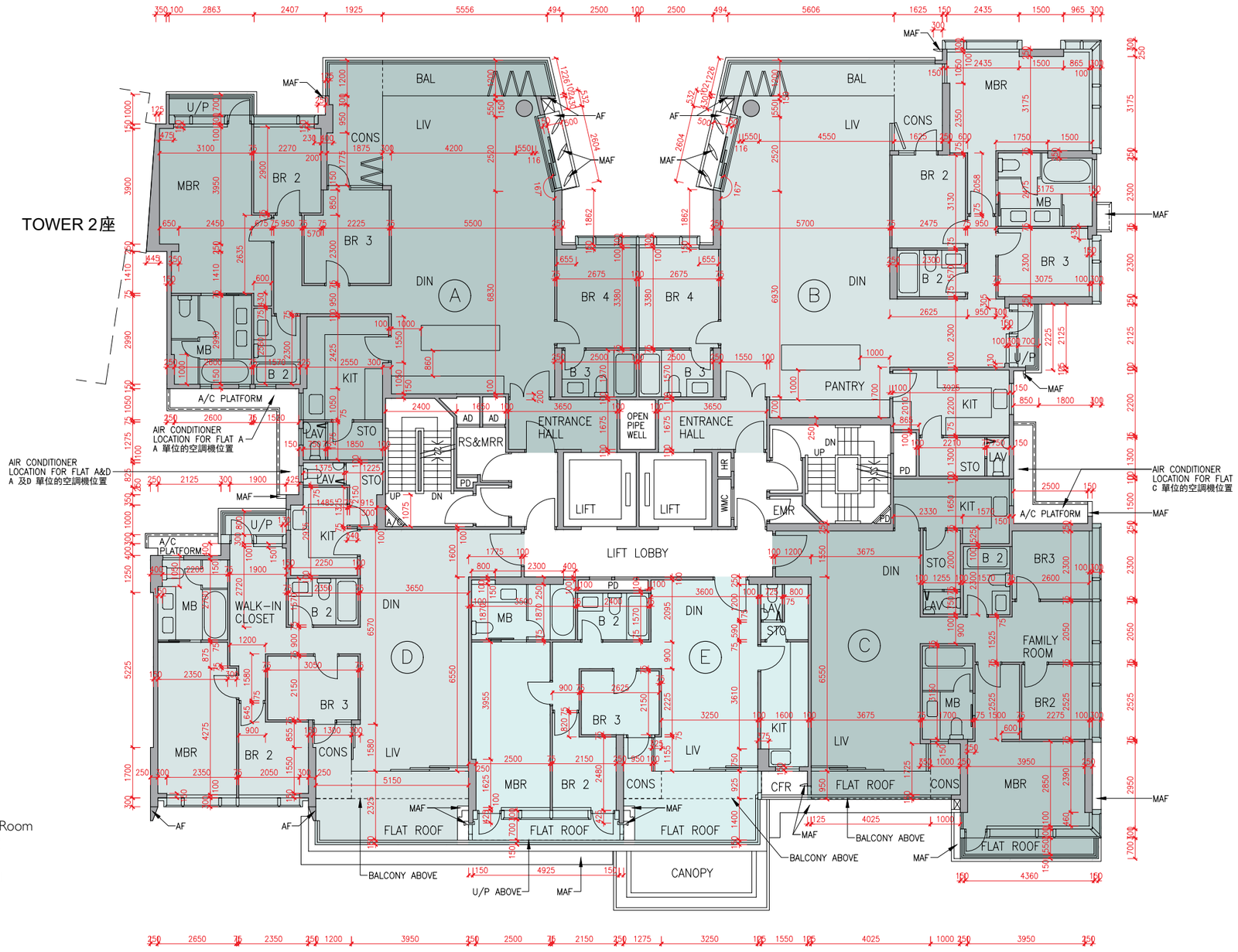

LEGEND 2　圖例 2

JACUZZI	= 按摩池	RS & MRR	= Refuse Storage & Material Recovery Room 垃圾及物料回收室
KIT	= Kitchen 廚房	SKYLIGHT	= 天窗
LAV	= Lavatory 洗手間	SV	= Smoke Vent 排煙口
LIFT	= 升降機	STO	= Store 儲物房
LIFT LOBBY	= 升降機大堂	SWIMMING POOL	= 游泳池
LIFT SHAFT	= 升降機槽	TOP OF BALCONY	= 下層露台上蓋
LIV	= Living Room 客廳	TOP OF CURTAIN WALL	= 幕牆頂部
LIV / DIN	= Living / Dining Room 客/飯廳	TOP OF U/P	= Top of Utility Platform 下層工作平台上蓋
MAF	= Metal Architectural Feature 金屬建築裝飾	UP	= Up 上
MBR	= Master Bedroom 主人睡房	U/P	= Utility Platform 工作平台
MB	= Master Bathroom 主人浴室	U/P ABOVE	= Utility Platform Above 上層工作平台
OPEN PIPE WELL	= 開放式管道井	VOID	= 中空
OWM	= Openable Window For Maintenance 維修窗口	VOID ABOVE	= 上層中空
PANTRY	= 備餐間	WALK-IN CLOSET	= 衣帽間
PLANTER	= 花槽	WMC	= Water Meter Cabinet 水錶箱
PITCHED ROOF	= 斜天台	WMR	= Water Meter Room 水錶房
PD	= Pipe Duct 管道槽		
PLANTER	= 花槽		
ROOF	= 天台		

N

Scale 比例
0M/米　5M/米

發展項目的住宅物業的樓面平面圖

Tower 3 座　2/F - 6/F (4/F is omitted) 2樓-6樓(不設4樓)

TOWER 2座

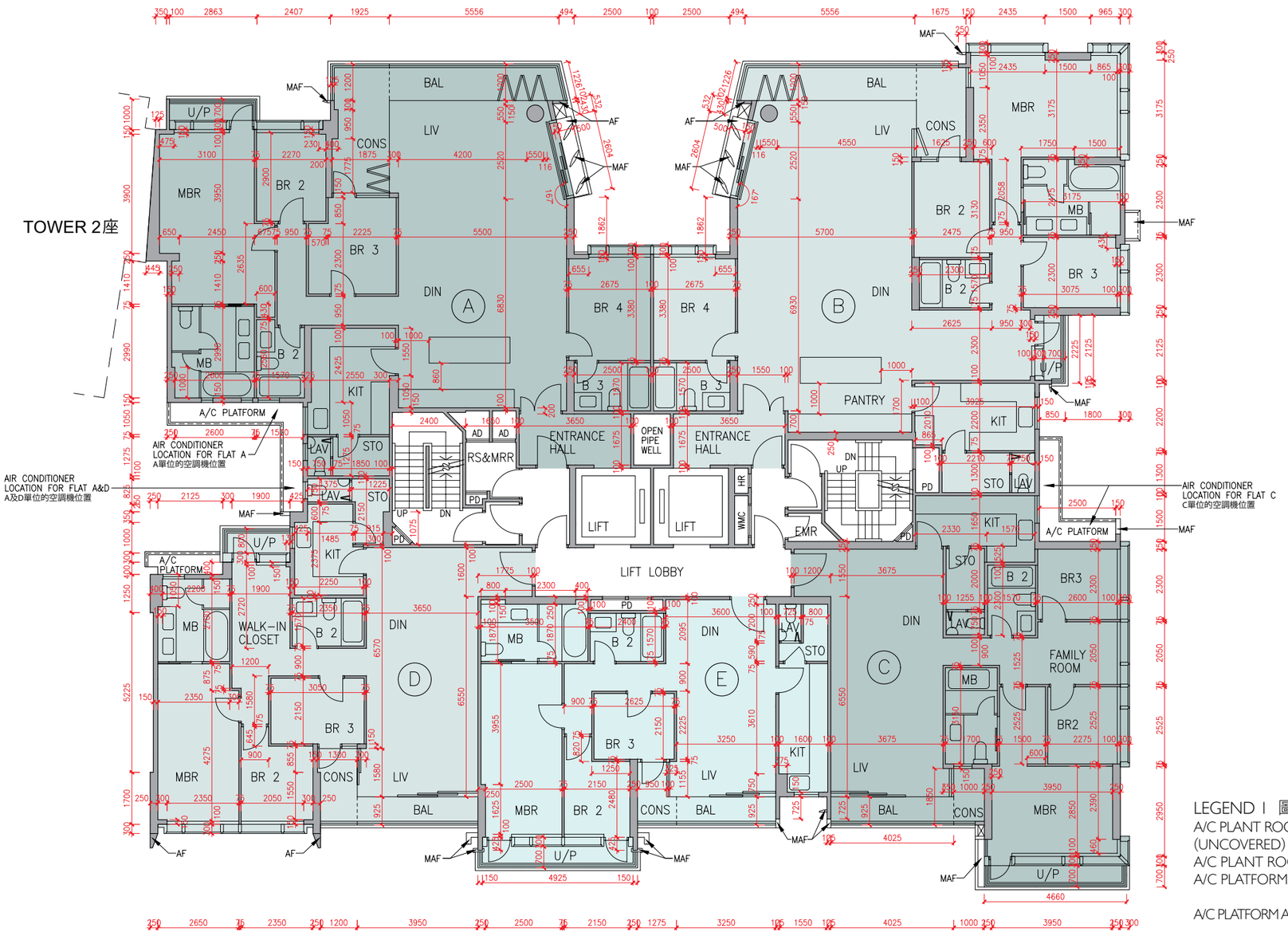

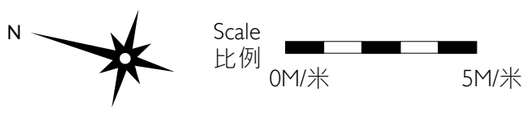

Scale 比例　0M/米　5M/米

Description 描述		Flat 單位				
		A	B	C	D	E
Floor-to-floor height (refers to the height between the top surface of the structural slab of a floor and the top surface of the structural slab of its immediate upper floor) of each residential property (m) 每個住宅物業的層與層之間的高度(指該樓層之石屎地台面與上一層石屎地台面之高度距離)(米)	2/F-5/F 2樓-5樓	3.375				
	6/F 6樓	3.150 3.500 3.850	3.100 3.500 3.850	3.100 3.150 3.200 3.450 3.500 3.550 3.850 3.900	3.500	3.150 3.200 3.450 3.475 3.500 3.535 3.550 3.710 3.850
Thickness of the floor slabs (excluding plaster) of each residential property (mm) 每個住宅物業的樓板(不包括灰泥)的厚度(毫米)	2/F-5/F 2樓-5樓	150 175 200 225	150 175 225	150 175 200	150 175	150 175 200
	6/F 6樓	150 175 200 225	150 175 225	150 175		150 175 200

The internal areas of the residential properties on the upper floors will generally be slightly larger than those on the lower floors because of the reducing thickness of the structural walls on the upper floors.

因住宅物業的較高樓層的結構牆的厚度遞減，較高樓層的內部面積，一般比較低樓層的內部面積稍大。

Remarks : 1. The dimensions in the floor plans are all structural dimensions in millimetre.

2. The entrance hall (serving as a private lift lobby), if any, and conservatory form part of a residential property, are not common part of the Development. Where applicable, the saleable area of the relevant residential properties specified in the section "Area of Residential Properties in the Development" already includes the floor areas of such entrance hall and conservatory. The Authorised Person for the Development has certified that (a) there is no restriction on the usage of such entrance hall and conservatory which will affect owner's enjoyment of the relevant residential property and (b) such entrance hall and conservatory are made for the exclusive use of the owner of the relevant residential property.

備註： 1. 樓面平面圖之尺規所列數字為以毫米標示之建築結構尺寸。

2. 入口大堂(作為私人升降機大堂)(如有)及溫室屬住宅物業一部分，並非發展項目之公用部分。如適用，在「發展項目中的住宅物業的面積」部分內所列出的有關住宅物業之實用面積包括該入口大堂及溫室之樓面面積。發展項目的認可人士已證明入口大堂及溫室(a)在使用上沒有限制亦不會對相關住宅物業業主享用該住宅物業造成影響及(b)是專供相關住宅物業業主使用而設。

LEGEND I 圖例 1

A/C PLANT ROOM (UNCOVERED)	= Air Conditioner Plant Room (uncovered) 空調機房 (沒有上蓋)	CD	= Cable Duct 電線管道槽
A/C PLANT ROOM	= Air Conditioner Plant Room 空調機房	CFR	= Common Flat Roof 公用平台
A/C PLATFORM	= Air Conditioner Platform 空調機平台	CPR	= Common Pitched Roof 公用傾斜屋頂
A/C PLATFORM ABOVE	= Air Conditioner Platform Above 上層空調機平台	CONS	= Conservatory 溫室
ACOUSTIC FIN	= 隔音牆	CURTAIN WALL ABOVE	= 上方之幕牆
AD	= Air Duct 通風管道槽	DN	= Down 下
AF	= Architectural Feature 建築裝飾	DIN	= Dining Room 飯廳
AF ABOVE	= Architectural Feature Above 上層建築裝飾	DOG HOUSE	= Mechanical & Electrical Services Duct Connecting to the Floor Below 連接下層的機電設施管道
AF ON 1/F	= 建築裝飾於1樓	DPMR	= Drainage Pipe Maintenance Room 排水管維修房
B	= Bathroom 浴室	ELV	= Extra Low Voltage Duct 低電壓管道
BAL	= Balcony 露台	EMR	= Electricity Meter Room 電錶房
BALCONY ABOVE	= Balcony above 上層露台	ENTRANCE HALL	= 入口大堂
BR	= Bedroom 睡房	FAMILY ROOM	= 家庭廳
BUILDING LINE ABOVE	= 上方之建築邊線	FLAT ROOF	= 平台
CANOPY	= 簷篷	GARDEN	= 花園
CANOPY ABOVE	= 上層簷篷	HR	= Hose Reel 消防喉轆

Tower 3 座　7/F 7樓

Description 描述		Flat 單位 A	Flat 單位 B	Flat 單位 C	Flat 單位 D
Floor-to-floor height (refers to the height between the top surface of the structural slab of a floor and the top surface of the structural slab of its immediate upper floor) of each residential property (m) 每個住宅物業的層與層之間的高度(指該樓層之石屎地台面與上一層石屎地台面之高度距離)(米)	7/F 7樓	3.500 3.540 3.550 3.710 3.850 3.950		3.425 3.500 3.550 3.800 3.850 3.900	3.460 3.500 3.550 3.800 3.850 3.950
Thickness of the floor slabs (excluding plaster) of each residential property (mm) 每個住宅物業的樓板(不包括灰泥)的厚度(毫米)	7/F 7樓	150 175 200 225	150 175 225	150 175 200	

The internal areas of the residential properties on the upper floors will generally be slightly larger than those on the lower floors because of the reducing thickness of the structural walls on the upper floors.
因住宅物業的較高樓層的結構牆的厚度遞減，較高樓層的內部面積，一般比較低樓層的內部面積稍大。

Remarks : 1. The dimensions in the floor plans are all structural dimensions in millimetre.
2. The entrance hall (serving as a private lift lobby), if any, and conservatory form part of a residential property, are not common part of the Development. Where applicable, the saleable area of the relevant residential properties specified in the section "Area of Residential Properties in the Development" already includes the floor areas of such entrance hall and conservatory. The Authorised Person for the Development has certified that (a) there is no restriction on the usage of such entrance hall and conservatory which will affect owner's enjoyment of the relevant residential property and (b) such entrance hall and conservatory are made for the exclusive use of the owner of the relevant residential property.

備註：1. 樓面平面圖之尺規所列數字為以毫米標示之建築結構尺寸。
2. 入口大堂(作為私人升降機大堂)(如有)及溫室屬住宅物業一部分，並非發展項目之公用部分。如適用，在「發展項目中的住宅物業的面積」部分內所列出的有關住宅物業之實用面積包括該入口大堂及溫室之樓面面積。發展項目的認可人士已證明入口大堂及溫室(a)在使用上沒有限制亦不會對相關住宅物業業主享用該住宅物業造成影響及(b)是專供相關住宅物業業主使用而設。

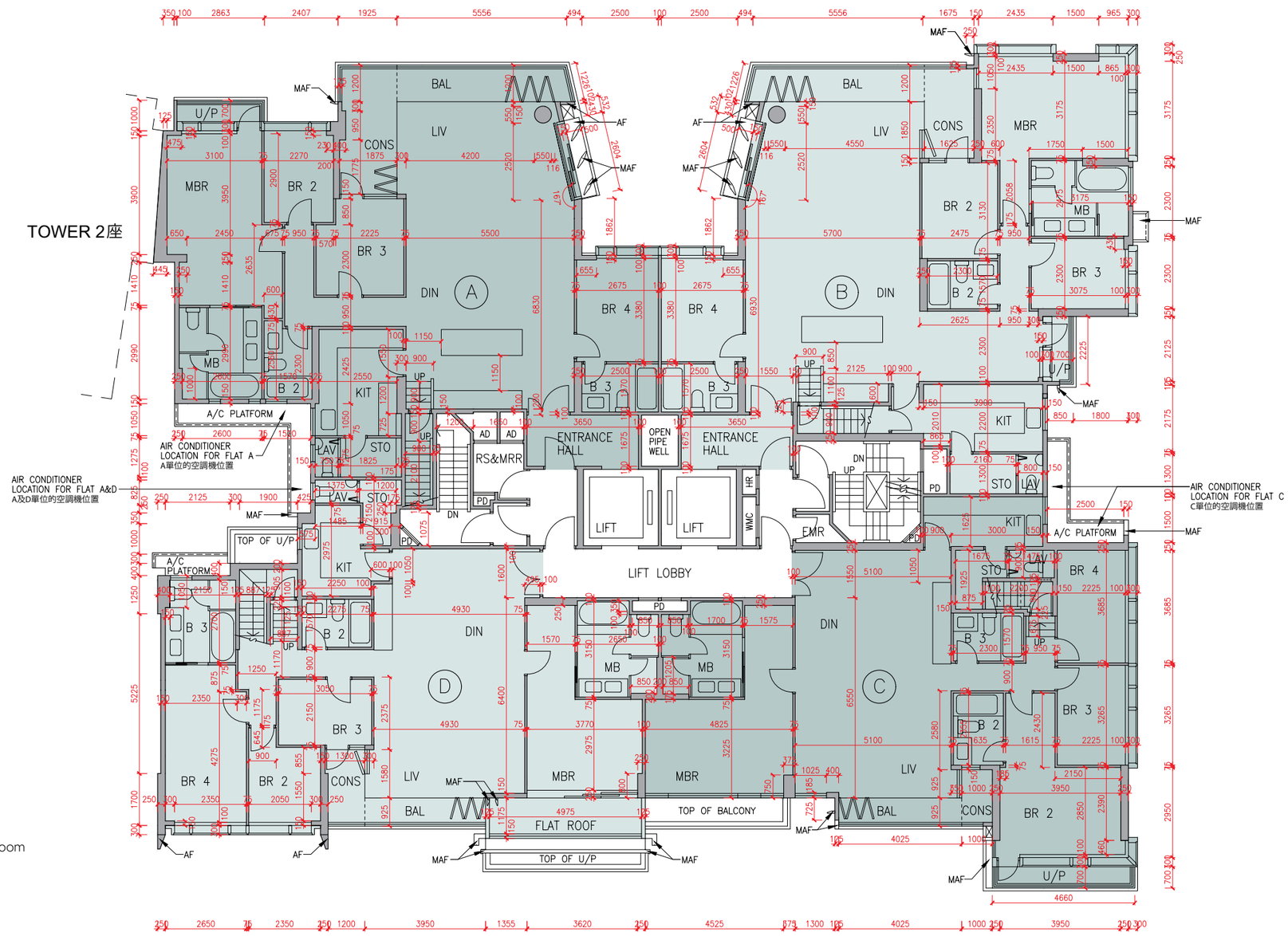

LEGEND 2　圖例 2

JACUZZI	= 按摩池	RS & MRR	= Refuse Storage & Material Recovery Room 垃圾及物料回收室
KIT	= Kitchen 廚房		
LAV	= Lavatory 洗手間	SKYLIGHT	= 天窗
LIFT	= 升降機	SV	= Smoke Vent 排煙口
LIFT LOBBY	= 升降機大堂	STO	= Store 儲物房
LIFT SHAFT	= 升降機槽	SWIMMING POOL	= 游泳池
LIV	= Living Room 客廳	TOP OF BALCONY	= 下層露台上蓋
LIV / DIN	= Living / Dining Room 客/飯廳	TOP OF CURTAIN WALL	= 幕牆頂部
MAF	= Metal Architectural Feature 金屬建築裝飾	TOP OF U/P	= Top of Utility Platform 下層工作平台上蓋
MBR	= Master Bedroom 主人睡房	UP	= Up 上
MB	= Master Bathroom 主人浴室	U/P	= Utility Platform 工作平台
OPEN PIPE WELL	= 開放式管道井	U/P ABOVE	= Utility Platform Above 上層工作平台
OWM	= Openable Window For Maintenance 維修窗口	VOID	= 中空
PANTRY	= 備餐間	VOID ABOVE	= 上層中空
PLANTER	= 花槽	WALK-IN CLOSET	= 衣帽間
PITCHED ROOF	= 斜天台	WMC	= Water Meter Cabinet 水錶箱
PD	= Pipe Duct 管道槽	WMR	= Water Meter Room 水錶房
PLANTER	= 花槽		
ROOF	= 天台		

N

Scale 比例
0M/米　5M/米

Tower 3 座　Roof 天台

TOWER 2座

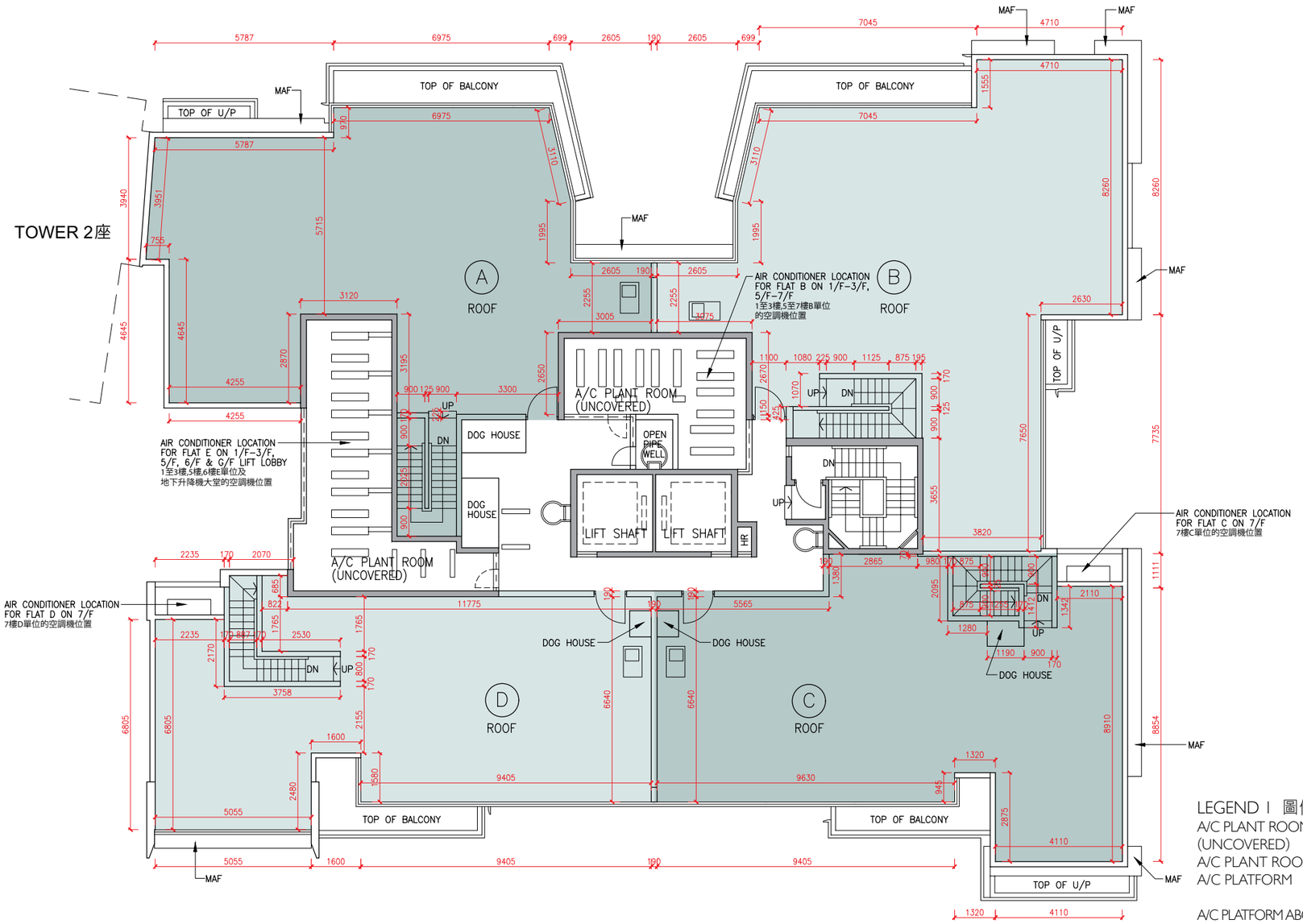

The internal areas of the residential properties on the upper floors will generally be slightly larger than those on the lower floors because of the reducing thickness of the structural walls on the upper floors.
因住宅物業的較高樓層的結構牆的厚度遞減，較高樓層的內部面積，一般比較低樓層的內部面積稍大。

Remark : The dimensions in the floor plans are all structural dimensions in millimetre.
備註：樓面平面圖之尺規所列數字為以毫米標示之建築結構尺寸。

N

Scale 比例　0M/米　5M/米

LEGEND I 圖例 1

A/C PLANT ROOM (UNCOVERED)	= Air Conditioner Plant Room (uncovered) 空調機房 (沒有上蓋)	CD	= Cable Duct 電線管道槽
A/C PLANT ROOM	= Air Conditioner Plant Room 空調機房	CFR	= Common Flat Roof 公用平台
A/C PLATFORM	= Air Conditioner Platform 空調機平台	CPR	= Common Pitched Roof 公用傾斜屋頂
A/C PLATFORM ABOVE	= Air Conditioner Platform Above 上層空調機平台	CONS	= Conservatory 溫室
ACOUSTIC FIN	= 隔音牆	CURTAIN WALL ABOVE	= 上方之幕牆
AD	= Air Duct 通風管道槽	DN	= Down 下
AF	= Architectural Feature 建築裝飾	DIN	= Dining Room 飯廳
AF ABOVE	= Architectural Feature Above 上層建築裝飾	DOG HOUSE	= Mechanical & Electrical Services Duct Connecting to the Floor Below 連接下層的機電設施管道
AF ON 1/F	= 建築裝飾於1樓	DPMR	= Drainage Pipe Maintenance Room 排水管維修房
B	= Bathroom 浴室	ELV	= Extra Low Voltage Duct 低電壓管道
BAL	= Balcony 露台	EMR	= Electricity Meter Room 電錶房
BALCONY ABOVE	= Balcony above 上層露台	ENTRANCE HALL	= 入口大堂
BR	= Bedroom 睡房	FAMILY ROOM	= 家庭廳
BUILDING LINE ABOVE	= 上方之建築邊線	FLAT ROOF	= 平台
CANOPY	= 簷篷	GARDEN	= 花園
CANOPY ABOVE	= 上層簷篷	HR	= Hose Reel 消防喉轆

發展項目的住宅物業的樓面平面圖

Tower 5 座　G/F 地下

Description 描述		Flat 單位			
		A	B	C	D
Floor-to-floor height (refers to the height between the top surface of the structural slab of a floor and the top surface of the structural slab of its immediate upper floor) of each residential property (m) 每個住宅物業的層與層之間的高度(指該樓層之石屎地台面與上一層石屎地台面之高度距離)(米)	G/F 地下	3.150 3.350 3.390 3.450 3.500 3.650 3.700 4.000 4.050	3.050 3.150 3.350 3.390 3.450 3.500 3.700 4.000 4.050	3.150 3.200 3.450 3.500 3.550 3.850 3.900	3.100 3.150 3.200 3.225 3.450 3.500 3.550 3.900
Thickness of the floor slabs (excluding plaster) of each residential property (mm) 每個住宅物業的樓板(不包括灰泥)的厚度(毫米)	G/F 地下	150 175 200 225		150 175 200	

The internal areas of the residential properties on the upper floors will generally be slightly larger than those on the lower floors because of the reducing thickness of the structural walls on the upper floors.

因住宅物業的較高樓層的結構牆的厚度遞減，較高樓層的內部面積，一般比較低樓層的內部面積稍大。

Remarks : 1. The dimensions in the floor plans are all structural dimensions in millimetre.

2. The entrance hall (serving as a private lift lobby), if any, and conservatory, if any, form part of a residential property, are not common part of the Development. Where applicable, the saleable area of the relevant residential properties specified in the section "Area of Residential Properties in the Development" already includes the floor areas of such entrance hall and conservatory. The Authorised Person for the Development has certified that (a) there is no restriction on the usage of such entrance hall and conservatory which will affect owner's enjoyment of the relevant residential property and (b) such entrance hall and conservatory are made for the exclusive use of the owner of the relevant residential property.

備註：1. 樓面平面圖之尺規所列數字為以毫米標示之建築結構尺寸。

2. 入口大堂(作為私人升降機大堂)(如有)及溫室(如有)屬住宅物業一部分，並非發展項目之公用部分。如適用，在「發展項目中的住宅物業的面積」部分內所列出的有關住宅物業之實用面積包括該入口大堂及溫室之樓面面積。發展項目的認可人士已證明入口大堂及溫室(a)在使用上沒有限制亦不會對相關住宅物業業主享用該住宅物業造成影響及(b)是專供相關住宅物業業主使用而設。

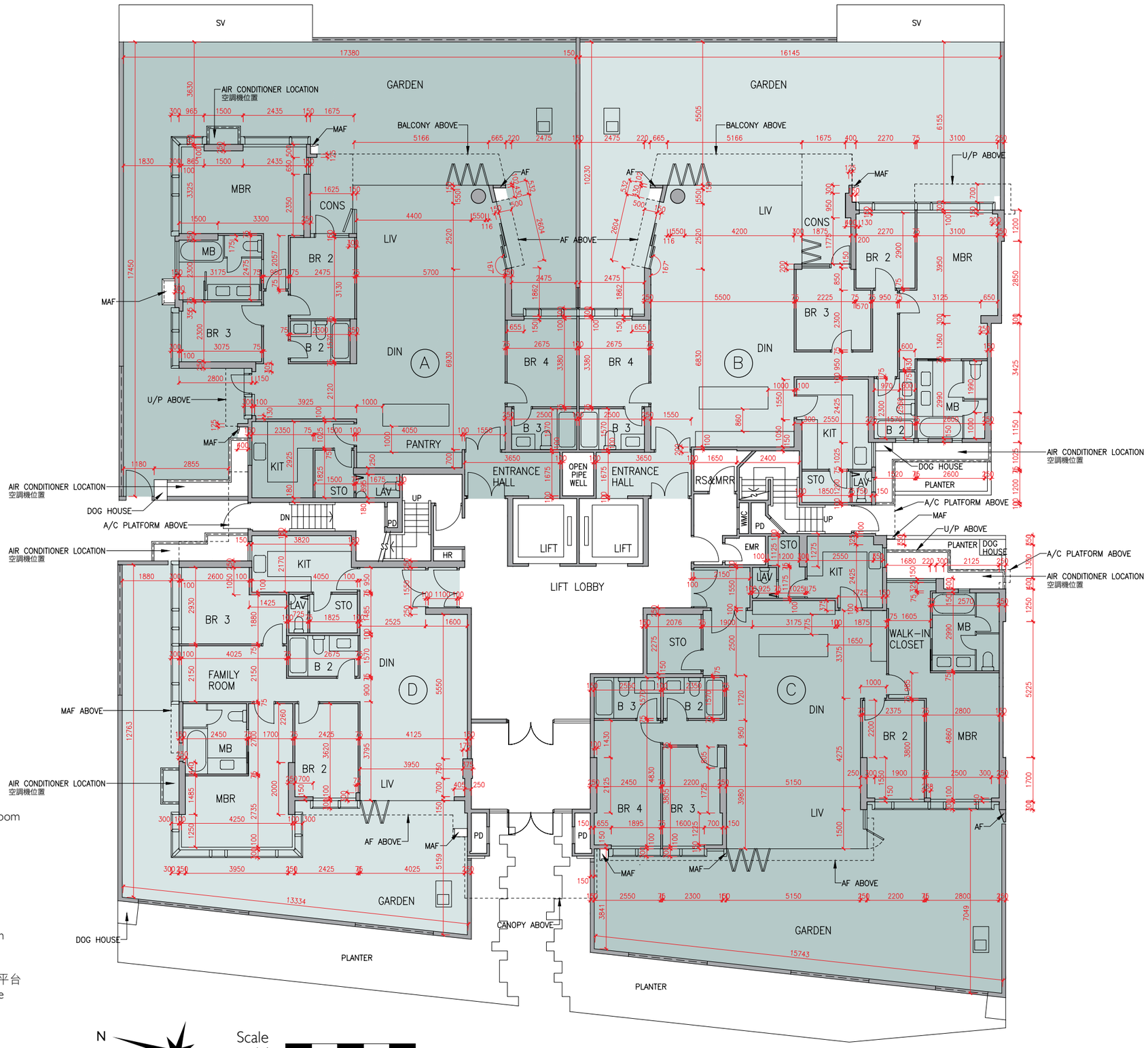

N

Scale 比例　0M/米　5M/米

LEGEND 2　圖例 2

JACUZZI	= 按摩池	RS & MRR	= Refuse Storage & Material Recovery Room 垃圾及物料回收室
KIT	= Kitchen 廚房	SKYLIGHT	= 天窗
LAV	= Lavatory 洗手間	SV	= Smoke Vent 排煙口
LIFT	= 升降機	STO	= Store 儲物房
LIFT LOBBY	= 升降機大堂	SWIMMING POOL	= 游泳池
LIFT SHAFT	= 升降機槽	TOP OF BALCONY	= 下層露台上蓋
LIV	= Living Room 客廳	TOP OF CURTAIN WALL	= 幕牆頂部
LIV / DIN	= Living / Dining Room 客/飯廳	TOP OF U/P	= Top of Utility Platform 下層工作平台上蓋
MAF	= Metal Architectural Feature 金屬建築裝飾	UP	= Up 上
MBR	= Master Bedroom 主人睡房	U/P	= Utility Platform 工作平台
MB	= Master Bathroom 主人浴室	U/P ABOVE	= Utility Platform Above 上層工作平台
OPEN PIPE WELL	= 開放式管道井	VOID	= 中空
OWM	= Openable Window For Maintenance 維修窗口	VOID ABOVE	= 上層中空
PANTRY	= 備餐間	WALK-IN CLOSET	= 衣帽間
PLANTER	= 花槽	WMC	= Water Meter Cabinet 水錶箱
PITCHED ROOF	= 斜天台	WMR	= Water Meter Room 水錶房
PD	= Pipe Duct 管道槽		
PLANTER	= 花槽		
ROOF	= 天台		

發展項目的住宅物業的樓面平面圖

Tower 5 座　1/F 1樓

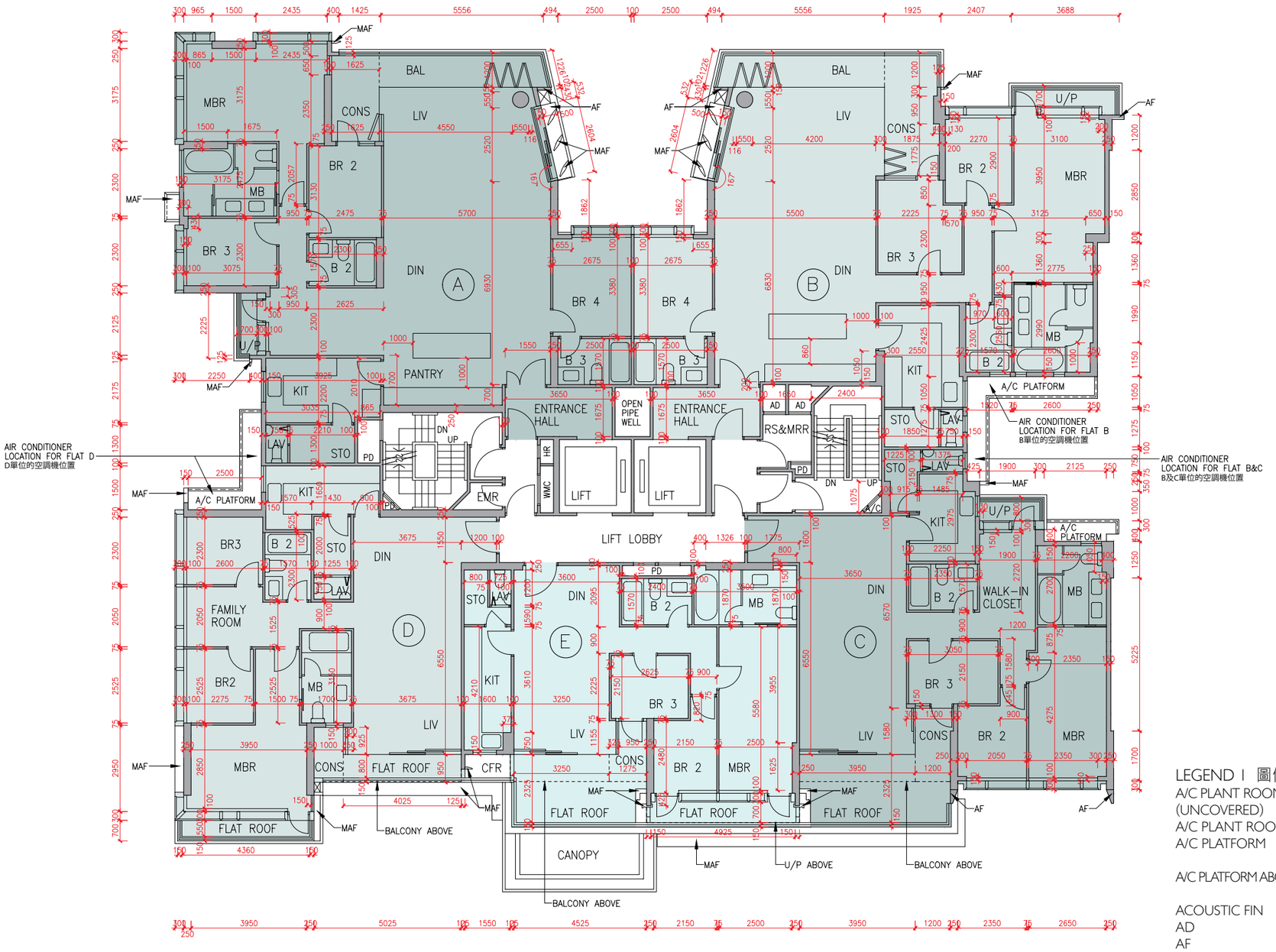

N

Scale 比例

0M/米　5M/米

Description 描述		Flat 單位				
		A	B	C	D	E
Floor-to-floor height (refers to the height between the top surface of the structural slab of a floor and the top surface of the structural slab of its immediate upper floor) of each residential property (m) 每個住宅物業的層與層之間的高度(指該樓層之石屎地台面與上一層石屎地台面之高度距離)(米)	1/F 1樓	3.375 3.425 3.775	3.375	3.025 3.365 3.375 3.425	3.375 3.425 3.440 3.725	3.025 3.365 3.375 3.425 3.465 3.725
Thickness of the floor slabs (excluding plaster) of each residential property (mm) 每個住宅物業的樓板(不包括灰泥)的厚度(毫米)	1/F 1樓	150 175 200 225		150 175 200	150 175	150 175 200

The internal areas of the residential properties on the upper floors will generally be slightly larger than those on the lower floors because of the reducing thickness of the structural walls on the upper floors.

因住宅物業的較高樓層的結構牆的厚度遞減，較高樓層的內部面積，一般比較低樓層的內部面積稍大。

Remarks : 1. The dimensions in the floor plans are all structural dimensions in millimetre.

2. The entrance hall (serving as a private lift lobby), if any, and conservatory form part of a residential property, are not common part of the Development. Where applicable, the saleable area of the relevant residential properties specified in the section "Area of Residential Properties in the Development" already includes the floor areas of such entrance hall and conservatory. The Authorised Person for the Development has certified that (a) there is no restriction on the usage of such entrance hall and conservatory which will affect owner's enjoyment of the relevant residential property and (b) such entrance hall and conservatory are made for the exclusive use of the owner of the relevant residential property.

備註：1. 樓面平面圖之尺規所列數字為以毫米標示之建築結構尺寸。

2. 入口大堂(作為私人升降機大堂)(如有)及溫室屬住宅物業一部分，並非發展項目之公用部分。如適用，在「發展項目中的住宅物業的面積」部分內所列出的有關住宅物業之實用面積包括該入口大堂及溫室之樓面面積。發展項目的認可人士已證明入口大堂及溫室(a)在使用上沒有限制亦不會對相關住宅物業業主享用該住宅物業造成影響及(b)是專供相關住宅物業業主使用而設。

LEGEND I 圖例 1

A/C PLANT ROOM (UNCOVERED)	= Air Conditioner Plant Room (uncovered) 空調機房 (沒有上蓋)	CD	= Cable Duct 電線管道槽
A/C PLANT ROOM	= Air Conditioner Plant Room 空調機房	CFR	= Common Flat Roof 公用平台
A/C PLATFORM	= Air Conditioner Platform 空調機平台	CPR	= Common Pitched Roof 公用傾斜屋頂
A/C PLATFORM ABOVE	= Air Conditioner Platform Above 上層空調機平台	CONS	= Conservatory 溫室
ACOUSTIC FIN	= 隔音牆	CURTAIN WALL ABOVE	= 上方之幕牆
AD	= Air Duct 通風管道槽	DN	= Down 下
AF	= Architectural Feature 建築裝飾	DIN	= Dining Room 飯廳
AF ABOVE	= Architectural Feature Above 上層建築裝飾	DOG HOUSE	= Mechanical & Electrical Services Duct Connecting to the Floor Below 連接下層的機電設施管道
AF ON 1/F	= 建築裝飾於1樓	DPMR	= Drainage Pipe Maintenance Room 排水管維修房
B	= Bathroom 浴室	ELV	= Extra Low Voltage Duct 低電壓管道
BAL	= Balcony 露台	EMR	= Electricity Meter Room 電錶房
BALCONY ABOVE	= Balcony above 上層露台	ENTRANCE HALL	= 入口大堂
BR	= Bedroom 睡房	FAMILY ROOM	= 家庭廳
BUILDING LINE ABOVE	= 上方之建築邊線	FLAT ROOF	= 平台
CANOPY	= 簷篷	GARDEN	= 花園
CANOPY ABOVE	= 上層簷篷	HR	= Hose Reel 消防喉轆

發展項目的住宅物業的樓面平面圖

Tower 5 座　2/F - 6/F (4/F is omitted) 2樓-6樓(不設4樓)

Description 描述		Flat 單位				
		A	B	C	D	E
Floor-to-floor height (refers to the height between the top surface of the structural slab of a floor and the top surface of the structural slab of its immediate upper floor) of each residential property (m) 每個住宅物業的層與層之間的高度(指該樓層之石屎地台面與上一層石屎地台面之高度距離)(米)	2/F-5/F 2樓-5樓	3.375				
	6/F 6樓	3.100 3.500 3.850	3.150 3.500 3.850	3.500	3.100 3.150 3.200 3.450 3.500 3.550 3.850 3.900	3.150 3.200 3.450 3.475 3.500 3.535 3.550 3.710 3.850
Thickness of the floor slabs (excluding plaster) of each residential property (mm) 每個住宅物業的樓板(不包括灰泥)的厚度(毫米)	2/F-5/F 2樓-5樓	150 175 200 225		150 175 200	150 175	150 175 200
	6/F 6樓	150 175 200 225		150 175		150 175 200

The internal areas of the residential properties on the upper floors will generally be slightly larger than those on the lower floors because of the reducing thickness of the structural walls on the upper floors.

因住宅物業的較高樓層的結構牆的厚度遞減，較高樓層的內部面積，一般比較低樓層的內部面積稍大。

Remarks : 1. The dimensions in the floor plans are all structural dimensions in millimetre.
2. The entrance hall (serving as a private lift lobby), if any, and conservatory form part of a residential property, are not common part of the Development. Where applicable, the saleable area of the relevant residential properties specified in the section "Area of Residential Properties in the Development" already includes the floor areas of such entrance hall and conservatory. The Authorised Person for the Development has certified that (a) there is no restriction on the usage of such entrance hall and conservatory which will affect owner's enjoyment of the relevant residential property and (b) such entrance hall and conservatory are made for the exclusive use of the owner of the relevant residential property.

備註： 1. 樓面平面圖之尺規所列數字為以毫米標示之建築結構尺寸。
2. 入口大堂(作為私人升降機大堂)(如有)及溫室屬住宅物業一部分，並非發展項目之公用部分。如適用，在「發展項目中的住宅物業的面積」部分內所列出的有關住宅物業之實用面積包括該入口大堂及溫室之樓面面積。發展項目的認可人士已證明入口大堂及溫室(a)在使用上沒有限制亦不會對相關住宅物業業主享用該住宅物業造成影響及(b)是專供相關住宅物業業主使用而設。

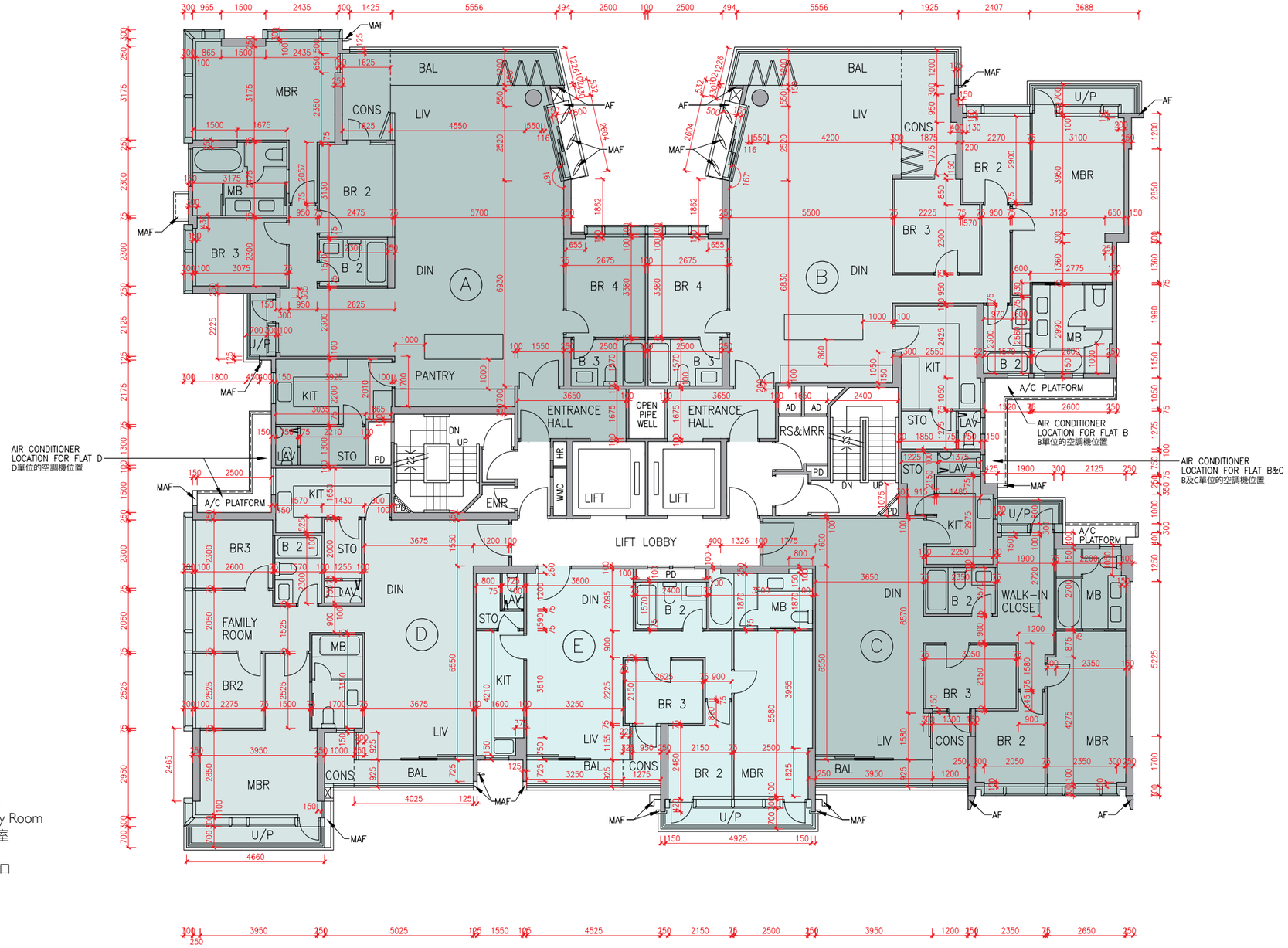

LEGEND 2　圖例 2

JACUZZI	= 按摩池	RS & MRR	= Refuse Storage & Material Recovery Room 垃圾及物料回收室
KIT	= Kitchen 廚房	SKYLIGHT	= 天窗
LAV	= Lavatory 洗手間	SV	= Smoke Vent 排煙口
LIFT	= 升降機	STO	= Store 儲物房
LIFT LOBBY	= 升降機大堂	SWIMMING POOL	= 游泳池
LIFT SHAFT	= 升降機槽	TOP OF BALCONY	= 下層露台上蓋
LIV	= Living Room 客廳	TOP OF CURTAIN WALL	= 幕牆頂部
LIV / DIN	= Living / Dining Room 客/飯廳	TOP OF U/P	= Top of Utility Platform 下層工作平台上蓋
MAF	= Metal Architectural Feature 金屬建築裝飾	UP	= Up 上
MBR	= Master Bedroom 主人睡房	U/P	= Utility Platform 工作平台
MB	= Master Bathroom 主人浴室	U/P ABOVE	= Utility Platform Above 上層工作平台
OPEN PIPE WELL	= 開放式管道井	VOID	= 中空
OWM	= Openable Window For Maintenance 維修窗口	VOID ABOVE	= 上層中空
PANTRY	= 備餐間	WALK-IN CLOSET	= 衣帽間
PLANTER	= 花槽	WMC	= Water Meter Cabinet 水錶箱
PITCHED ROOF	= 斜天台	WMR	= Water Meter Room 水錶房
PD	= Pipe Duct 管道槽		
PLANTER	= 花槽		
ROOF	= 天台		

N

Scale 比例
0M/米　5M/米

發展項目的住宅物業的樓面平面圖

Tower 5 座　7/F 7樓

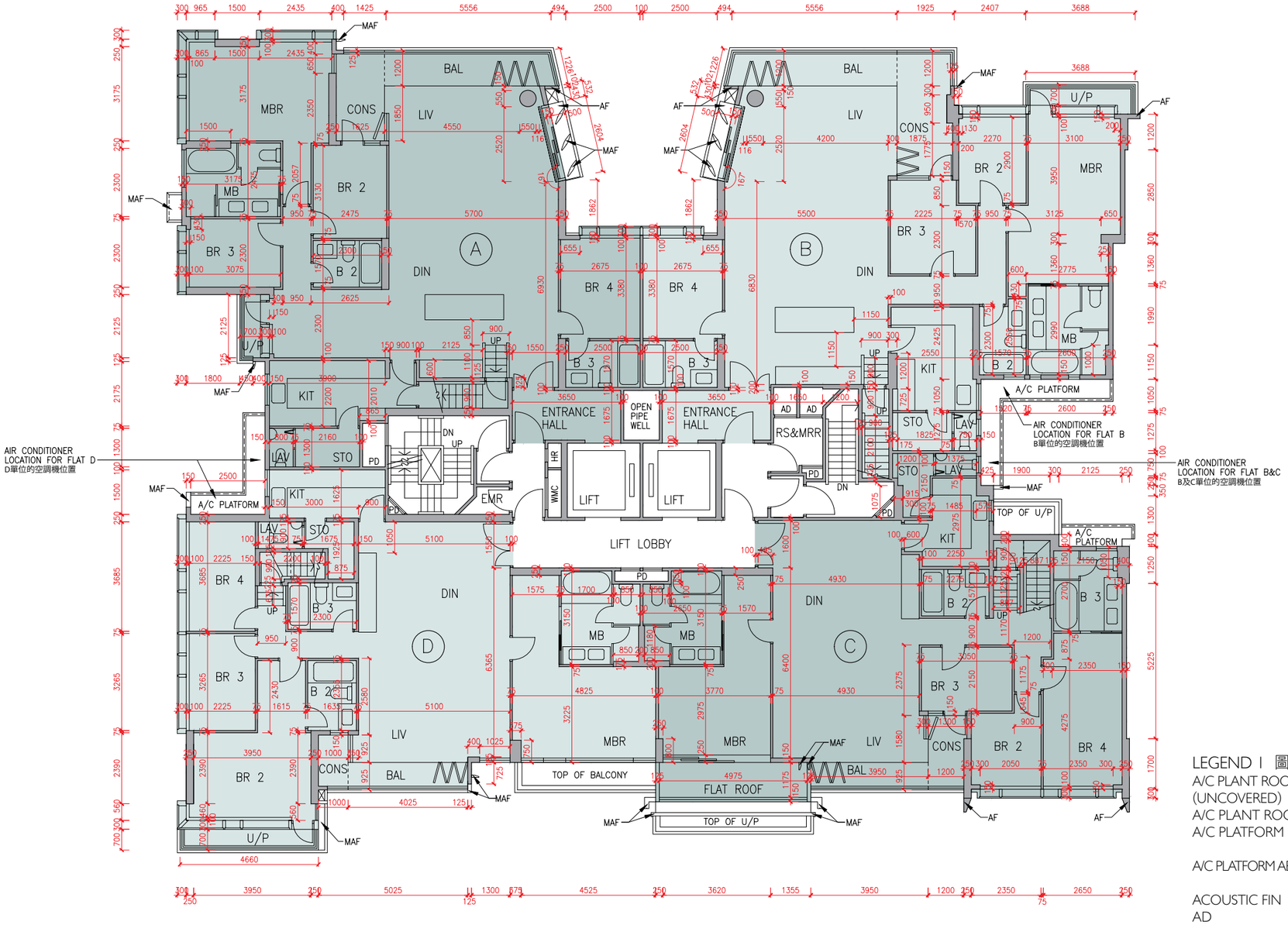

Description 描述		Flat 單位 A	B	C	D
Floor-to-floor height (refers to the height between the top surface of the structural slab of a floor and the top surface of the structural slab of its immediate upper floor) of each residential property (m) 每個住宅物業的層與層之間的高度(指該樓層之石屎地台面與上一層石屎地台面之高度距離)(米)	7/F 7樓	3.500 3.540 3.550 3.710 3.850 3.900	3.500 3.540 3.550 3.710 3.850 3.950	3.460 3.500 3.550 3.800 3.850 3.950	3.425 3.500 3.550 3.800 3.850 3.900
Thickness of the floor slabs (excluding plaster) of each residential property (mm) 每個住宅物業的樓板(不包括灰泥)的厚度(毫米)	7/F 7樓	150 175 200 225		150 175 200	

The internal areas of the residential properties on the upper floors will generally be slightly larger than those on the lower floors because of the reducing thickness of the structural walls on the upper floors.

因住宅物業的較高樓層的結構牆的厚度遞減，較高樓層的內部面積，一般比較低樓層的內部面積稍大。

Remarks : 1. The dimensions in the floor plans are all structural dimensions in millimetre.

2. The entrance hall (serving as a private lift lobby), if any, and conservatory form part of a residential property, are not common part of the Development. Where applicable, the saleable area of the relevant residential properties specified in the section "Area of Residential Properties in the Development" already includes the floor areas of such entrance hall and conservatory. The Authorised Person for the Development has certified that (a) there is no restriction on the usage of such entrance hall and conservatory which will affect owner's enjoyment of the relevant residential property and (b) such entrance hall and conservatory are made for the exclusive use of the owner of the relevant residential property.

備註：1. 樓面平面圖之尺規所列數字為以毫米標示之建築結構尺寸。

2. 入口大堂(作為私人升降機大堂)(如有)及溫室屬住宅物業一部分，並非發展項目之公用部分。如適用，在「發展項目中的住宅物業的面積」部分內所列出的有關住宅物業之實用面積包括該入口大堂及溫室之樓面面積。發展項目的認可人士已證明入口大堂及溫室(a)在使用上沒有限制亦不會對相關住宅物業業主享用該住宅物業造成影響及(b)是專供相關住宅物業業主使用而設。

LEGEND I 圖例 1

A/C PLANT ROOM (UNCOVERED)	= Air Conditioner Plant Room (uncovered) 空調機房 (沒有上蓋)	CD	= Cable Duct 電線管道槽
A/C PLANT ROOM	= Air Conditioner Plant Room 空調機房	CFR	= Common Flat Roof 公用平台
A/C PLATFORM	= Air Conditioner Platform 空調機平台	CPR	= Common Pitched Roof 公用傾斜屋頂
A/C PLATFORM ABOVE	= Air Conditioner Platform Above 上層空調機平台	CONS	= Conservatory 溫室
ACOUSTIC FIN	= 隔音牆	CURTAIN WALL ABOVE	= 上方之幕牆
AD	= Air Duct 通風管道槽	DN	= Down 下
AF	= Architectural Feature 建築裝飾	DIN	= Dining Room 飯廳
AF ABOVE	= Architectural Feature Above 上層建築裝飾	DOG HOUSE	= Mechanical & Electrical Services Duct Connecting to the Floor Below 連接下層的機電設施管道
AF ON 1/F	= 建築裝飾於1樓	DPMR	= Drainage Pipe Maintenance Room 排水管維修房
B	= Bathroom 浴室	ELV	= Extra Low Voltage Duct 低電壓管道
BAL	= Balcony 露台	EMR	= Electricity Meter Room 電錶房
BALCONY ABOVE	= Balcony above 上層露台	ENTRANCE HALL	= 入口大堂
BR	= Bedroom 睡房	FAMILY ROOM	= 家庭廳
BUILDING LINE ABOVE	= 上方之建築邊線	FLAT ROOF	= 平台
CANOPY	= 簷篷	GARDEN	= 花園
CANOPY ABOVE	= 上層簷篷	HR	= Hose Reel 消防喉轆

N

Scale 比例　0M/米　5M/米

Tower 5 座　Roof 天台

The internal areas of the residential properties on the upper floors will generally be slightly larger than those on the lower floors because of the reducing thickness of the structural walls on the upper floors.
因住宅物業的較高樓層的結構牆的厚度遞減，較高樓層的內部面積，一般比較低樓層的內部面積稍大。

Remark : The dimensions in the floor plans are all structural dimensions in millimetre.
備註：樓面平面圖之尺規所列數字為以毫米標示之建築結構尺寸。

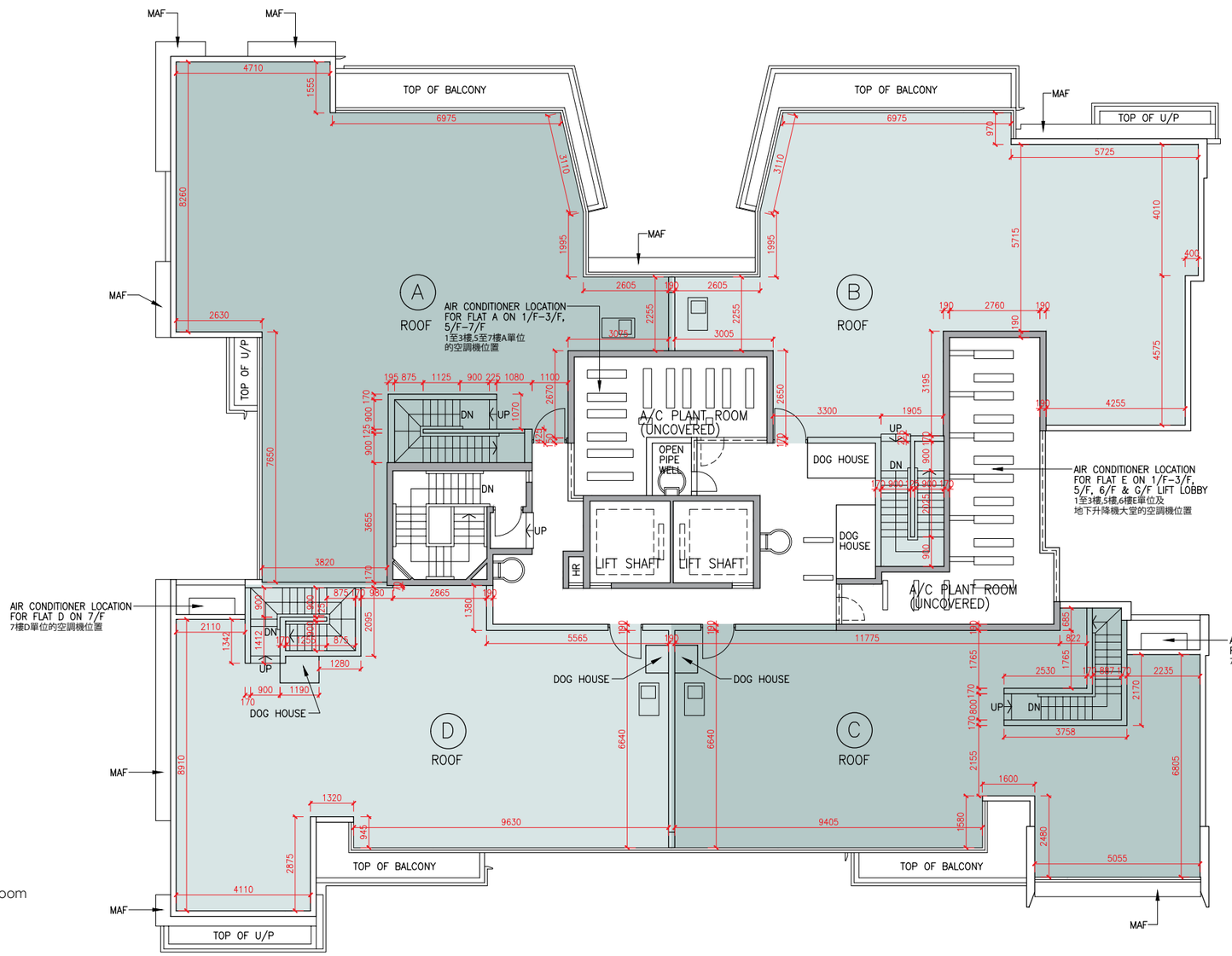

LEGEND 2　圖例 2

JACUZZI	= 按摩池	RS & MRR	= Refuse Storage & Material Recovery Room 垃圾及物料回收室
KIT	= Kitchen 廚房	SKYLIGHT	= 天窗
LAV	= Lavatory 洗手間	SV	= Smoke Vent 排煙口
LIFT	= 升降機	STO	= Store 儲物房
LIFT LOBBY	= 升降機大堂	SWIMMING POOL	= 游泳池
LIFT SHAFT	= 升降機槽	TOP OF BALCONY	= 下層露台上蓋
LIV	= Living Room 客廳	TOP OF CURTAIN WALL	= 幕牆頂部
LIV / DIN	= Living / Dining Room 客/飯廳	TOP OF U/P	= Top of Utility Platform 下層工作平台上蓋
MAF	= Metal Architectural Feature 金屬建築裝飾	UP	= Up 上
MBR	= Master Bedroom 主人睡房	U/P	= Utility Platform 工作平台
MB	= Master Bathroom 主人浴室	U/P ABOVE	= Utility Platform Above 上層工作平台
OPEN PIPE WELL	= 開放式管道井	VOID	= 中空
OWM	= Openable Window For Maintenance 維修窗口	VOID ABOVE	= 上層中空
PANTRY	= 備餐間	WALK-IN CLOSET	= 衣帽間
PLANTER	= 花槽	WMC	= Water Meter Cabinet 水錶箱
PITCHED ROOF	= 斜天台	WMR	= Water Meter Room 水錶房
PD	= Pipe Duct 管道槽		
PLANTER	= 花槽		
ROOF	= 天台		

N

Scale 比例
0M/米　5M/米

發展項目的住宅物業的樓面平面圖

Tower 6 座　G/F 地下

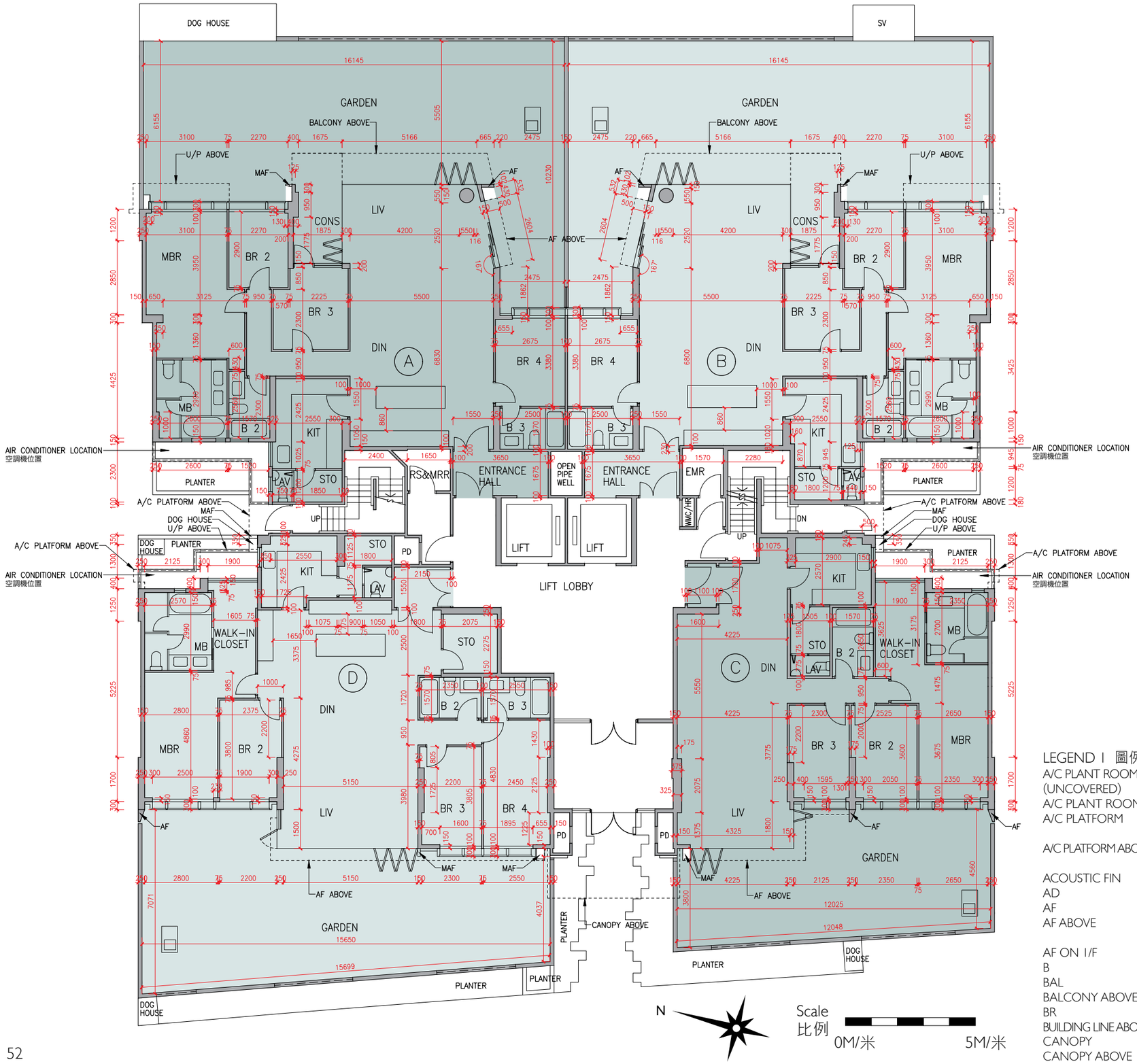

Description 描述		Flat 單位			
		A	B	C	D
Floor-to-floor height (refers to the height between the top surface of the structural slab of a floor and the top surface of the structural slab of its immediate upper floor) of each residential property (m) 每個住宅物業的層與層之間的高度(指該樓層之石屎地台面與上一層石屎地台面之高度距離)(米)	G/F 地下	3.050 3.150 3.350 3.390 3.450 3.500 3.550 3.700 4.000 4.050	3.050 3.150 3.350 3.390 3.450 3.500 3.550 3.700 3.850 3.900 4.050	3.150 3.200 3.300 3.450 3.500 3.550 3.850 3.900	3.150 3.200 3.300 3.450 3.500 3.550 3.850 3.900
Thickness of the floor slabs (excluding plaster) of each residential property (mm) 每個住宅物業的樓板(不包括灰泥)的厚度(毫米)	G/F 地下	150 175 200 225		150 175 200	150 200

The internal areas of the residential properties on the upper floors will generally be slightly larger than those on the lower floors because of the reducing thickness of the structural walls on the upper floors.
因住宅物業的較高樓層的結構牆的厚度遞減，較高樓層的內部面積，一般比較低樓層的內部面積稍大。

Remarks : 1. The dimensions in the floor plans are all structural dimensions in millimetre.
2. The entrance hall (serving as a private lift lobby), if any, and conservatory, if any, form part of a residential property, are not common part of the Development. Where applicable, the saleable area of the relevant residential properties specified in the section "Area of Residential Properties in the Development" already includes the floor areas of such entrance hall and conservatory. The Authorised Person for the Development has certified that (a) there is no restriction on the usage of such entrance hall and conservatory which will affect owner's enjoyment of the relevant residential property and (b) such entrance hall and conservatory are made for the exclusive use of the owner of the relevant residential property.

備註：1. 樓面平面圖之尺規所列數字為以毫米標示之建築結構尺寸。
2. 入口大堂(作為私人升降機大堂)(如有)及溫室(如有)屬住宅物業一部分，並非發展項目之公用部分。如適用，在「發展項目中的住宅物業的面積」部分內所列出的有關住宅物業之實用面積包括該入口大堂及溫室之樓面面積。發展項目的認可人士已證明入口大堂及溫室(a)在使用上沒有限制亦不會對相關住宅物業業主享用該住宅物業造成影響及(b)是專供相關住宅物業業主使用而設。

LEGEND I 圖例 1

A/C PLANT ROOM (UNCOVERED)	= Air Conditioner Plant Room (uncovered) 空調機房 (沒有上蓋)	CD	= Cable Duct 電線管道槽
A/C PLANT ROOM	= Air Conditioner Plant Room 空調機房	CFR	= Common Flat Roof 公用平台
A/C PLATFORM	= Air Conditioner Platform 空調機平台	CPR	= Common Pitched Roof 公用傾斜屋頂
A/C PLATFORM ABOVE	= Air Conditioner Platform Above 上層空調機平台	CONS	= Conservatory 溫室
ACOUSTIC FIN	= 隔音牆	CURTAIN WALL ABOVE	= 上方之幕牆
AD	= Air Duct 通風管道槽	DN	= Down 下
AF	= Architectural Feature 建築裝飾	DIN	= Dining Room 飯廳
AF ABOVE	= Architectural Feature Above 上層建築裝飾	DOG HOUSE	= Mechanical & Electrical Services Duct Connecting to the Floor Below 連接下層的機電設施管道
AF ON 1/F	= 建築裝飾於1樓	DPMR	= Drainage Pipe Maintenance Room 排水管維修房
B	= Bathroom 浴室	ELV	= Extra Low Voltage Duct 低電壓管道
BAL	= Balcony 露台	EMR	= Electricity Meter Room 電錶房
BALCONY ABOVE	= Balcony above 上層露台	ENTRANCE HALL	= 入口大堂
BR	= Bedroom 睡房	FAMILY ROOM	= 家庭廳
BUILDING LINE ABOVE	= 上方之建築邊線	FLAT ROOF	= 平台
CANOPY	= 簷篷	GARDEN	= 花園
CANOPY ABOVE	= 上層簷篷	HR	= Hose Reel 消防喉轆

Tower 6 座　1/F 1樓

Description 描述		Flat 單位 A	B	C	D	E
Floor-to-floor height (refers to the height between the top surface of the structural slab of a floor and the top surface of the structural slab of its immediate upper floor) of each residential property (m) 每個住宅物業的層與層之間的高度(指該樓層之石屎地台面與上一層石屎地台面之高度距離)(米)	1/F 1樓	3.375	3.375 3.425 3.465 3.725	3.025 3.365 3.375 3.425 3.725	3.025 3.365 3.375 3.425 3.465 3.725	
Thickness of the floor slabs (excluding plaster) of each residential property (mm) 每個住宅物業的樓板(不包括灰泥)的厚度(毫米)	1/F 1樓	150 175 200 225	150 175		150 175 200	

The internal areas of the residential properties on the upper floors will generally be slightly larger than those on the lower floors because of the reducing thickness of the structural walls on the upper floors.
因住宅物業的較高樓層的結構牆的厚度遞減，較高樓層的內部面積，一般比較低樓層的內部面積稍大。

Remarks : 1. The dimensions in the floor plans are all structural dimensions in millimetre.
2. The entrance hall (serving as a private lift lobby), if any, and conservatory form part of a residential property, are not common part of the Development. Where applicable, the saleable area of the relevant residential properties specified in the section "Area of Residential Properties in the Development" already includes the floor areas of such entrance hall and conservatory. The Authorised Person for the Development has certified that (a) there is no restriction on the usage of such entrance hall and conservatory which will affect owner's enjoyment of the relevant residential property and (b) such entrance hall and conservatory are made for the exclusive use of the owner of the relevant residential property.

備註： 1. 樓面平面圖之尺規所列數字為以毫米標示之建築結構尺寸。
2. 入口大堂(作為私人升降機大堂)(如有)及溫室屬住宅物業一部分，並非發展項目之公用部分。如適用，在「發展項目中的住宅物業的面積」部分內所列出的有關住宅物業之實用面積包括該入口大堂及溫室之樓面面積。發展項目的認可人士已證明入口大堂及溫室(a)在使用上沒有限制亦不會對相關住宅物業業主享用該住宅物業造成影響及(b)是專供相關住宅物業業主使用而設。

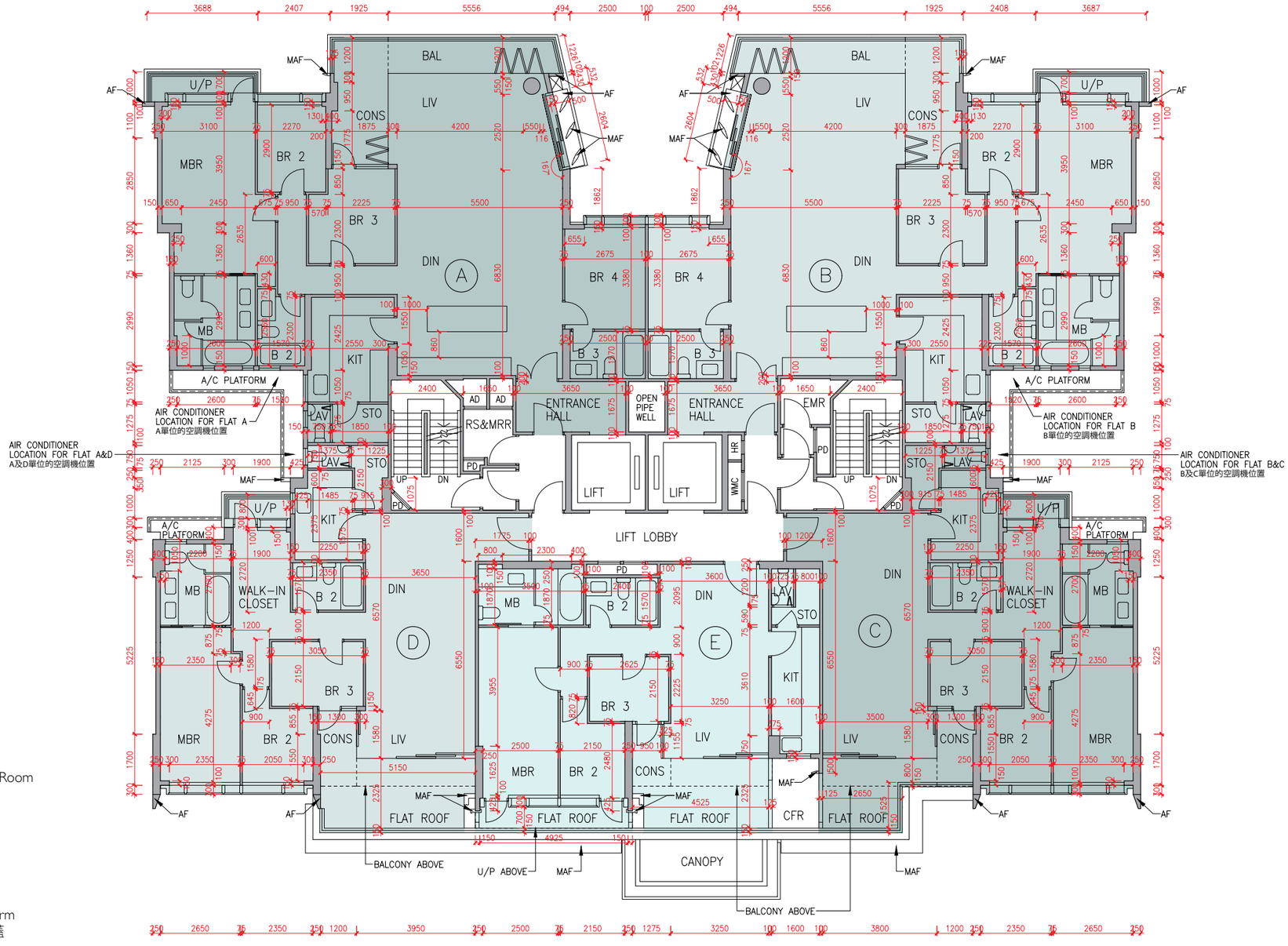

LEGEND 2　圖例 2

JACUZZI	= 按摩池	RS & MRR	= Refuse Storage & Material Recovery Room 垃圾及物料回收室
KIT	= Kitchen 廚房	SKYLIGHT	= 天窗
LAV	= Lavatory 洗手間	SV	= Smoke Vent 排煙口
LIFT	= 升降機	STO	= Store 儲物房
LIFT LOBBY	= 升降機大堂	SWIMMING POOL	= 游泳池
LIFT SHAFT	= 升降機槽	TOP OF BALCONY	= 下層露台上蓋
LIV	= Living Room 客廳	TOP OF CURTAIN WALL	= 幕牆頂部
LIV / DIN	= Living / Dining Room 客/飯廳	TOP OF U/P	= Top of Utility Platform 下層工作平台上蓋
MAF	= Metal Architectural Feature 金屬建築裝飾	UP	= Up 上
MBR	= Master Bedroom 主人睡房	U/P	= Utility Platform 工作平台
MB	= Master Bathroom 主人浴室	U/P ABOVE	= Utility Platform Above 上層工作平台
OPEN PIPE WELL	= 開放式管道井	VOID	= 中空
OWM	= Openable Window For Maintenance 維修窗口	VOID ABOVE	= 上層中空
PANTRY	= 備餐間	WALK-IN CLOSET	= 衣帽間
PLANTER	= 花槽	WMC	= Water Meter Cabinet 水錶箱
PITCHED ROOF	= 斜天台	WMR	= Water Meter Room 水錶房
PD	= Pipe Duct 管道槽		
PLANTER	= 花槽		
ROOF	= 天台		

N

Scale 比例
0M/米　5M/米

發展項目的住宅物業的樓面平面圖

Tower 6 座　2/F - 6/F (4/F is omitted) 2樓-6樓(不設4樓)

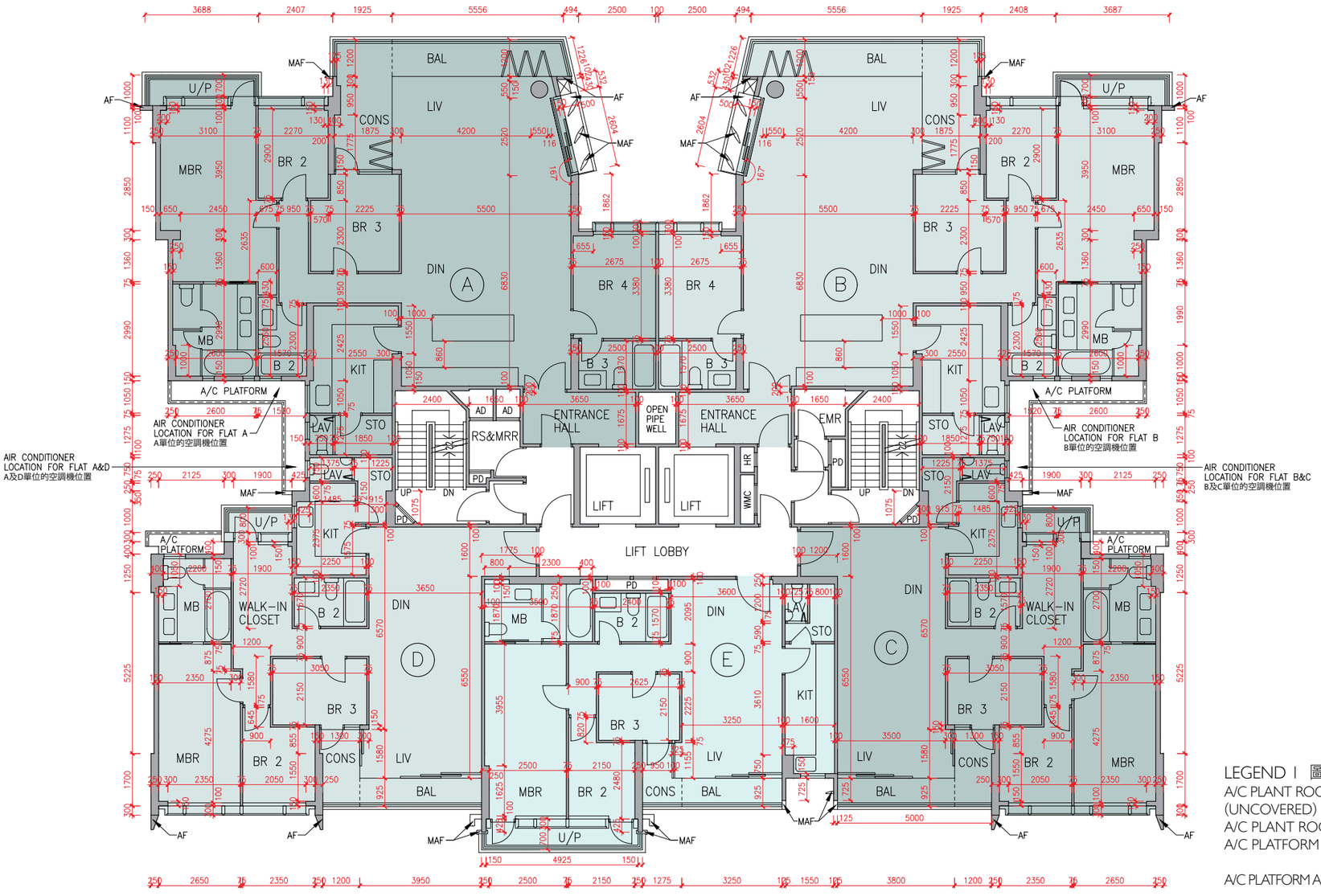

N

Scale 比例　0M/米　5M/米

Description 描述		Flat 單位				
		A	B	C	D	E
Floor-to-floor height (refers to the height between the top surface of the structural slab of a floor and the top surface of the structural slab of its immediate upper floor) of each residential property (m) 每個住宅物業的層與層之間的高度(指該樓層之石屎地台面與上一層石屎地台面之高度距離)(米)	2/F-5/F 2樓-5樓	3.375				
	6/F 6樓	3.150 3.500 3.850	3.150 3.500 3.550	3.150 3.500	3.150 3.200 3.450 3.475 3.500 3.535 3.550 3.710 3.850	
Thickness of the floor slabs (excluding plaster) of each residential property (mm) 每個住宅物業的樓板(不包括灰泥)的厚度(毫米)	2/F-6/F 2樓-6樓	150 175 200 225	150 175		150 175 200	

The internal areas of the residential properties on the upper floors will generally be slightly larger than those on the lower floors because of the reducing thickness of the structural walls on the upper floors.

因住宅物業的較高樓層的結構牆的厚度遞減，較高樓層的內部面積，一般比較低樓層的內部面積稍大。

Remarks : 1. The dimensions in the floor plans are all structural dimensions in millimetre.

2. The entrance hall (serving as a private lift lobby), if any, and conservatory form part of a residential property, are not common part of the Development. Where applicable, the saleable area of the relevant residential properties specified in the section "Area of Residential Properties in the Development" already includes the floor areas of such entrance hall and conservatory. The Authorised Person for the Development has certified that (a) there is no restriction on the usage of such entrance hall and conservatory which will affect owner's enjoyment of the relevant residential property and (b) such entrance hall and conservatory are made for the exclusive use of the owner of the relevant residential property.

備註： 1. 樓面平面圖之尺規所列數字為以毫米標示之建築結構尺寸。

2. 入口大堂(作為私人升降機大堂)(如有)及溫室屬住宅物業一部分，並非發展項目之公用部分。如適用，在「發展項目中的住宅物業的面積」部分內所列出的有關住宅物業之實用面積包括該入口大堂及溫室之樓面面積。發展項目的認可人士已證明入口大堂及溫室(a)在使用上沒有限制亦不會對相關住宅物業業主享用該住宅物業造成影響及(b)是專供相關住宅物業業主使用而設。

LEGEND I 圖例 1

A/C PLANT ROOM (UNCOVERED)	= Air Conditioner Plant Room (uncovered) 空調機房 (沒有上蓋)	CD	= Cable Duct 電線管道槽
A/C PLANT ROOM	= Air Conditioner Plant Room 空調機房	CFR	= Common Flat Roof 公用平台
A/C PLATFORM	= Air Conditioner Platform 空調機平台	CPR	= Common Pitched Roof 公用傾斜屋頂
A/C PLATFORM ABOVE	= Air Conditioner Platform Above 上層空調機平台	CONS	= Conservatory 溫室
ACOUSTIC FIN	= 隔音牆	CURTAIN WALL ABOVE	= 上方之幕牆
AD	= Air Duct 通風管道槽	DN	= Down 下
AF	= Architectural Feature 建築裝飾	DIN	= Dining Room 飯廳
AF ABOVE	= Architectural Feature Above 上層建築裝飾	DOG HOUSE	= Mechanical & Electrical Services Duct Connecting to the Floor Below 連接下層的機電設施管道
AF ON 1/F	= 建築裝飾於1樓	DPMR	= Drainage Pipe Maintenance Room 排水管維修房
B	= Bathroom 浴室	ELV	= Extra Low Voltage Duct 低電壓管道
BAL	= Balcony 露台	EMR	= Electricity Meter Room 電錶房
BALCONY ABOVE	= Balcony above 上層露台	ENTRANCE HALL	= 入口大堂
BR	= Bedroom 睡房	FAMILY ROOM	= 家庭廳
BUILDING LINE ABOVE	= 上方之建築邊線	FLAT ROOF	= 平台
CANOPY	= 簷篷	GARDEN	= 花園
CANOPY ABOVE	= 上層簷篷	HR	= Hose Reel 消防喉轆

發展項目的住宅物業的樓面平面圖

Tower 6 座　7/F 7樓

Description 描述		Flat 單位 A	Flat 單位 B	Flat 單位 C	Flat 單位 D
Floor-to-floor height (refers to the height between the top surface of the structural slab of a floor and the top surface of the structural slab of its immediate upper floor) of each residential property (m) 每個住宅物業的層與層之間的高度(指該樓層之石屎地台面與上一層石屎地台面之高度距離)(米)	7/F 7樓	3.500 3.540 3.550 3.710 3.850 3.950		3.460 3.500 3.550 3.800 3.850 3.950	
Thickness of the floor slabs (excluding plaster) of each residential property (mm) 每個住宅物業的樓板(不包括灰泥)的厚度(毫米)	7/F 7樓	150 175 200 225		150 175 200	

The internal areas of the residential properties on the upper floors will generally be slightly larger than those on the lower floors because of the reducing thickness of the structural walls on the upper floors.

因住宅物業的較高樓層的結構牆的厚度遞減，較高樓層的內部面積，一般比較低樓層的內部面積稍大。

Remarks : 1. The dimensions in the floor plans are all structural dimensions in millimetre.

2. The entrance hall (serving as a private lift lobby), if any, and conservatory form part of a residential property, are not common part of the Development. Where applicable, the saleable area of the relevant residential properties specified in the section "Area of Residential Properties in the Development" already includes the floor areas of such entrance hall and conservatory. The Authorised Person for the Development has certified that (a) there is no restriction on the usage of such entrance hall and conservatory which will affect owner's enjoyment of the relevant residential property and (b) such entrance hall and conservatory are made for the exclusive use of the owner of the relevant residential property.

備註：1. 樓面平面圖之尺規所列數字為以毫米標示之建築結構尺寸。

2. 入口大堂(作為私人升降機大堂)(如有)及溫室屬住宅物業一部分，並非發展項目之公用部分。如適用，在「發展項目中的住宅物業的面積」部分內所列出的有關住宅物業之實用面積包括該入口大堂及溫室之樓面面積。發展項目的認可人士已證明入口大堂及溫室(a)在使用上沒有限制亦不會對相關住宅物業業主享用該住宅物業造成影響及(b)是專供相關住宅物業業主使用而設。

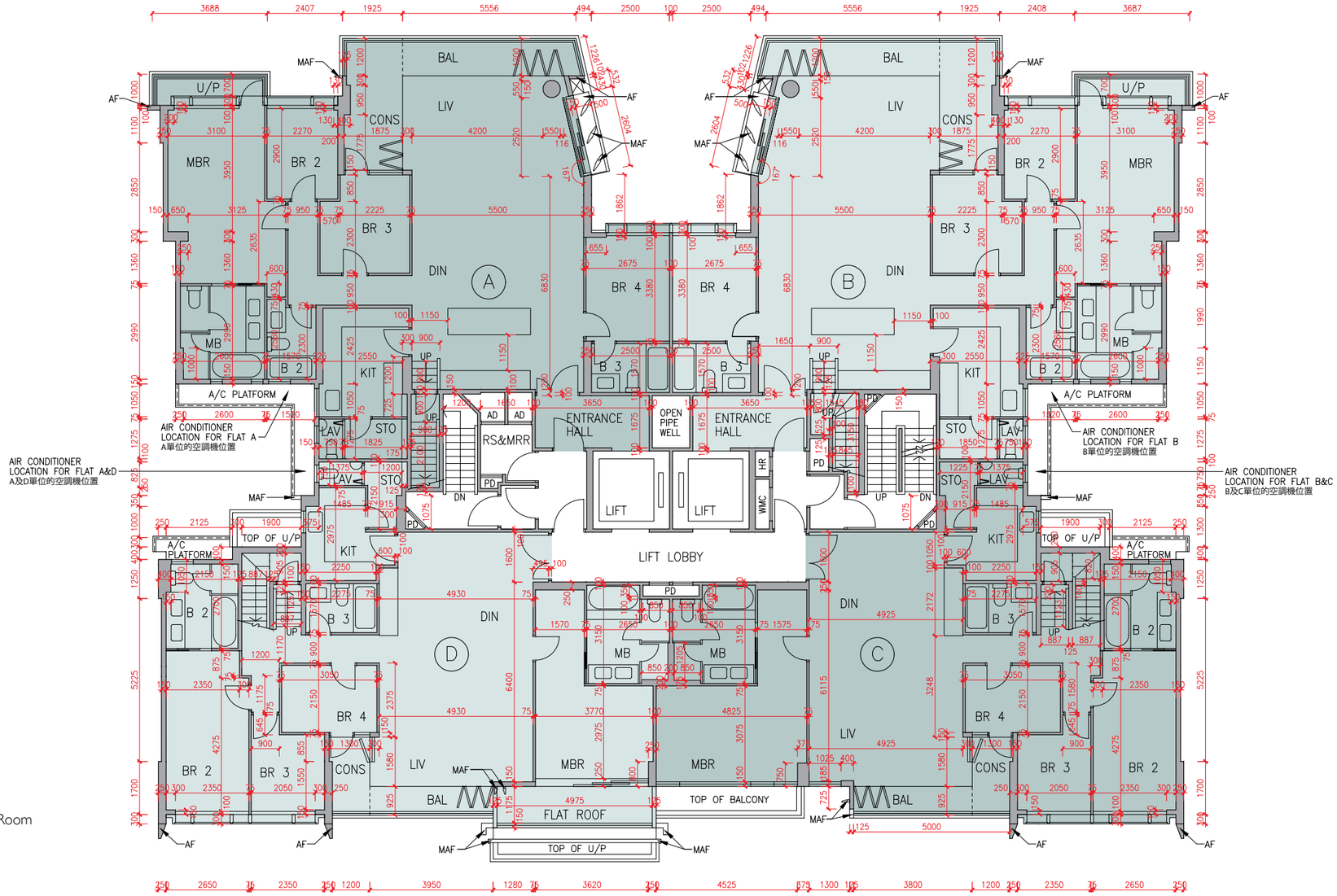

LEGEND 2　圖例 2

JACUZZI	= 按摩池	RS & MRR	= Refuse Storage & Material Recovery Room 垃圾及物料回收室
KIT	= Kitchen 廚房	SKYLIGHT	= 天窗
LAV	= Lavatory 洗手間	SV	= Smoke Vent 排煙口
LIFT	= 升降機	STO	= Store 儲物房
LIFT LOBBY	= 升降機大堂	SWIMMING POOL	= 游泳池
LIFT SHAFT	= 升降機槽	TOP OF BALCONY	= 下層露台上蓋
LIV	= Living Room 客廳	TOP OF CURTAIN WALL	= 幕牆頂部
LIV / DIN	= Living / Dining Room 客/飯廳	TOP OF U/P	= Top of Utility Platform 下層工作平台上蓋
MAF	= Metal Architectural Feature 金屬建築裝飾	UP	= Up 上
MBR	= Master Bedroom 主人睡房	U/P	= Utility Platform 工作平台
MB	= Master Bathroom 主人浴室	U/P ABOVE	= Utility Platform Above 上層工作平台
OPEN PIPE WELL	= 開放式管道井	VOID	= 中空
OWM	= Openable Window For Maintenance 維修窗口	VOID ABOVE	= 上層中空
PANTRY	= 備餐間	WALK-IN CLOSET	= 衣帽間
PLANTER	= 花槽	WMC	= Water Meter Cabinet 水錶箱
PITCHED ROOF	= 斜天台	WMR	= Water Meter Room 水錶房
PD	= Pipe Duct 管道槽		
PLANTER	= 花槽		
ROOF	= 天台		

N

Scale 比例　0M/米　5M/米

Tower 6 座　Roof 天台

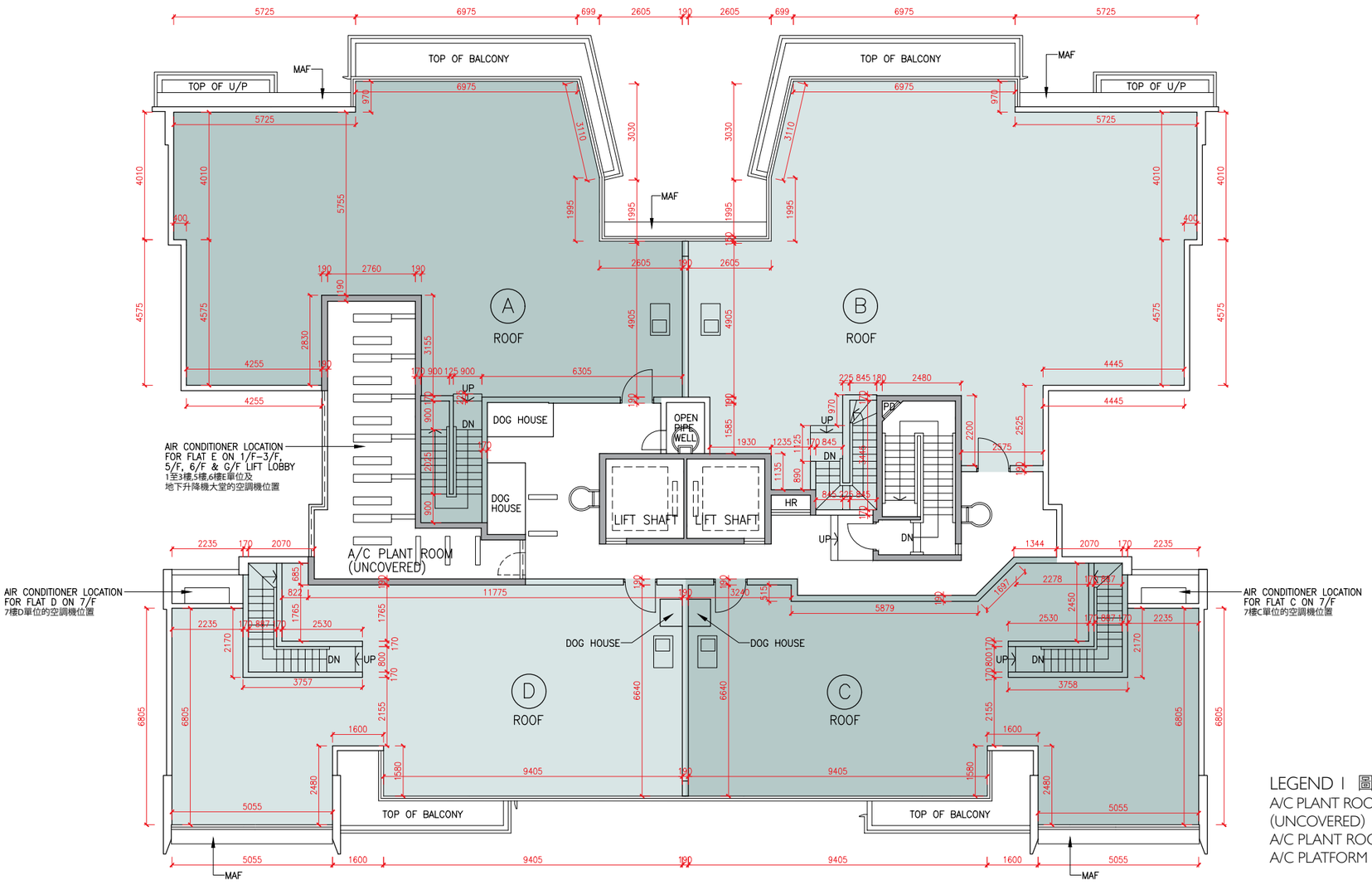

The internal areas of the residential properties on the upper floors will generally be slightly larger than those on the lower floors because of the reducing thickness of the structural walls on the upper floors.
因住宅物業的較高樓層的結構牆的厚度遞減，較高樓層的內部面積，一般比較低樓層的內部面積稍大。

Remark : The dimensions in the floor plans are all structural dimensions in millimetre.
備註：樓面平面圖之尺規所列數字為以毫米標示之建築結構尺寸。

LEGEND I 圖例 1

A/C PLANT ROOM (UNCOVERED)	= Air Conditioner Plant Room (uncovered) 空調機房 (沒有上蓋)	CD	= Cable Duct 電線管道槽
A/C PLANT ROOM	= Air Conditioner Plant Room 空調機房	CFR	= Common Flat Roof 公用平台
A/C PLATFORM	= Air Conditioner Platform 空調機平台	CPR	= Common Pitched Roof 公用傾斜屋頂
A/C PLATFORM ABOVE	= Air Conditioner Platform Above 上層空調機平台	CONS	= Conservatory 溫室
ACOUSTIC FIN	= 隔音牆	CURTAIN WALL ABOVE	= 上方之幕牆
AD	= Air Duct 通風管道槽	DN	= Down 下
AF	= Architectural Feature 建築裝飾	DIN	= Dining Room 飯廳
AF ABOVE	= Architectural Feature Above 上層建築裝飾	DOG HOUSE	= Mechanical & Electrical Services Duct Connecting to the Floor Below 連接下層的機電設施管道
AF ON 1/F	= 建築裝飾於1樓	DPMR	= Drainage Pipe Maintenance Room 排水管維修房
B	= Bathroom 浴室	ELV	= Extra Low Voltage Duct 低電壓管道
BAL	= Balcony 露台	EMR	= Electricity Meter Room 電錶房
BALCONY ABOVE	= Balcony above 上層露台	ENTRANCE HALL	= 入口大堂
BR	= Bedroom 睡房	FAMILY ROOM	= 家庭廳
BUILDING LINE ABOVE	= 上方之建築邊線	FLAT ROOF	= 平台
CANOPY	= 簷篷	GARDEN	= 花園
CANOPY ABOVE	= 上層簷篷	HR	= Hose Reel 消防喉轆

發展項目的住宅物業的樓面平面圖

Tower 7 座　G/F 地下

Description 描述		Flat 單位 A	Flat 單位 B	Flat 單位 C	Flat 單位 D
Floor-to-floor height (refers to the height between the top surface of the structural slab of a floor and the top surface of the structural slab of its immediate upper floor) of each residential property (m) 每個住宅物業的層與層之間的高度(指該樓層之石屎地台面與上一層石屎地台面之高度距離)(米)	G/F 地下	3.050 3.150 3.350 3.390 3.450 3.500 3.550 3.700 3.850 3.900 4.050	3.050 3.150 3.350 3.390 3.450 3.500 3.550 3.700 4.000 4.050	3.150 3.200 3.450 3.500 3.550 3.850 3.900	3.150 3.200 3.300 3.450 3.500 3.550 3.850 3.900
Thickness of the floor slabs (excluding plaster) of each residential property (mm) 每個住宅物業的樓板(不包括灰泥)的厚度(毫米)	G/F 地下	150 175 200 225		150 175 200	150 200

The internal areas of the residential properties on the upper floors will generally be slightly larger than those on the lower floors because of the reducing thickness of the structural walls on the upper floors.
因住宅物業的較高樓層的結構牆的厚度遞減，較高樓層的內部面積，一般比較低樓層的內部面積稍大。

Remarks : 1. The dimensions in the floor plans are all structural dimensions in millimetre.
2. The entrance hall (serving as a private lift lobby), if any, and conservatory, if any, form part of a residential property, are not common part of the Development. Where applicable, the saleable area of the relevant residential properties specified in the section "Area of Residential Properties in the Development" already includes the floor areas of such entrance hall and conservatory. The Authorised Person for the Development has certified that (a) there is no restriction on the usage of such entrance hall and conservatory which will affect owner's enjoyment of the relevant residential property and (b) such entrance hall and conservatory are made for the exclusive use of the owner of the relevant residential property.

備註：1. 樓面平面圖之尺規所列數字為以毫米標示之建築結構尺寸。
2. 入口大堂(作為私人升降機大堂)(如有)及溫室(如有)屬住宅物業一部分，並非發展項目之公用部分。如適用，在「發展項目中的住宅物業的面積」部分內所列出的有關住宅物業之實用面積包括該入口大堂及溫室之樓面面積。發展項目的認可人士已證明入口大堂及溫室(a)在使用上沒有限制亦不會對相關住宅物業業主享用該住宅物業造成影響及(b)是專供相關住宅物業業主使用而設。

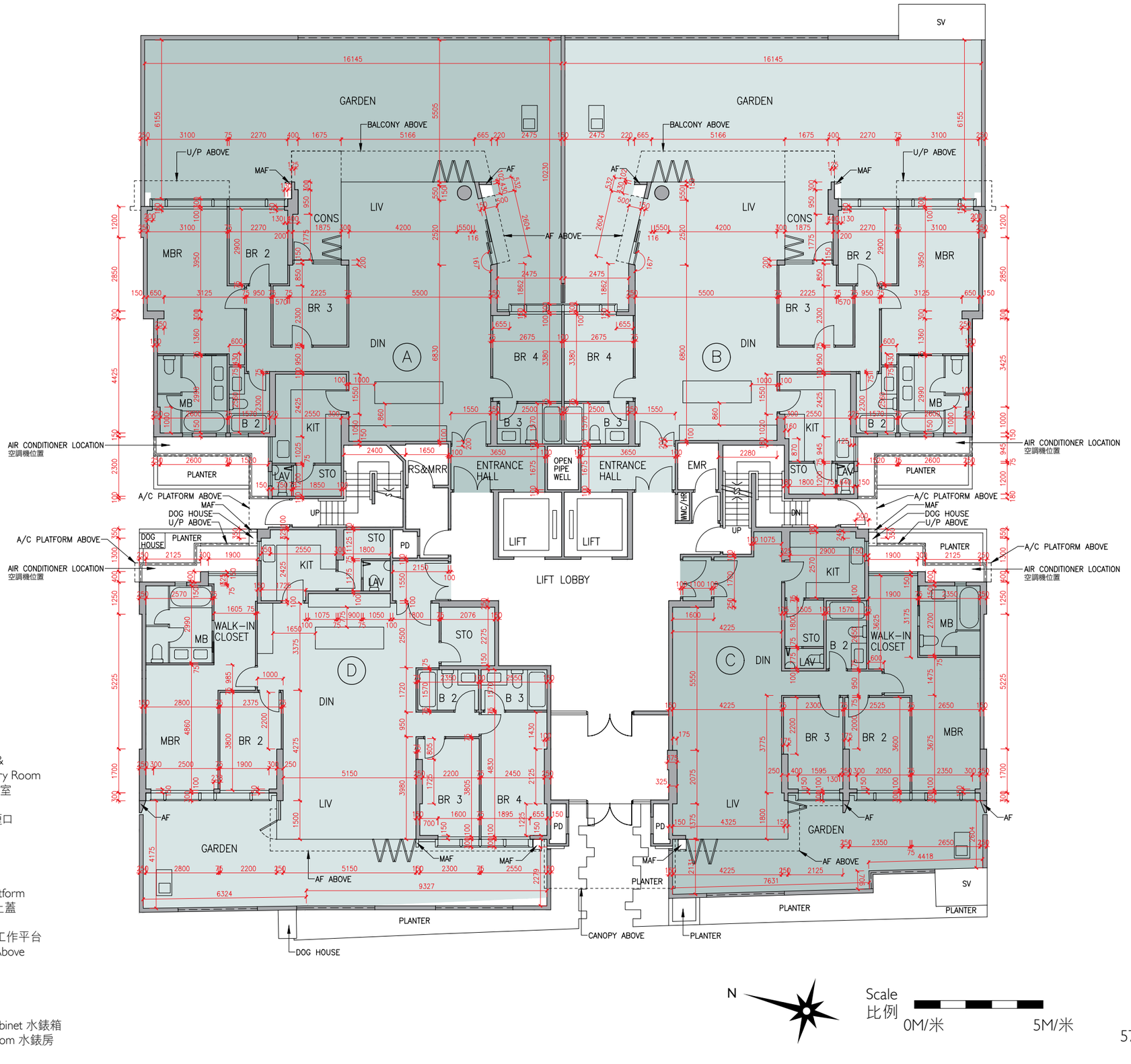

LEGEND 2　圖例 2

JACUZZI	= 按摩池	RS & MRR	= Refuse Storage & Material Recovery Room 垃圾及物料回收室
KIT	= Kitchen 廚房	SKYLIGHT	= 天窗
LAV	= Lavatory 洗手間	SV	= Smoke Vent 排煙口
LIFT	= 升降機	STO	= Store 儲物房
LIFT LOBBY	= 升降機大堂	SWIMMING POOL	= 游泳池
LIFT SHAFT	= 升降機槽	TOP OF BALCONY	= 下層露台上蓋
LIV	= Living Room 客廳	TOP OF CURTAIN WALL	= 幕牆頂部
LIV / DIN	= Living / Dining Room 客/飯廳	TOP OF U/P	= Top of Utility Platform 下層工作平台上蓋
MAF	= Metal Architectural Feature 金屬建築裝飾	UP	= Up 上
MBR	= Master Bedroom 主人睡房	U/P	= Utility Platform 工作平台
MB	= Master Bathroom 主人浴室	U/P ABOVE	= Utility Platform Above 上層工作平台
OPEN PIPE WELL	= 開放式管道井	VOID	= 中空
OWM	= Openable Window For Maintenance 維修窗口	VOID ABOVE	= 上層中空
PANTRY	= 備餐間	WALK-IN CLOSET	= 衣帽間
PLANTER	= 花槽	WMC	= Water Meter Cabinet 水錶箱
PITCHED ROOF	= 斜天台	WMR	= Water Meter Room 水錶房
PD	= Pipe Duct 管道槽		
PLANTER	= 花槽		
ROOF	= 天台		

N

Scale 比例
0M/米　5M/米

發展項目的住宅物業的樓面平面圖

Tower 7 座　1/F 1樓

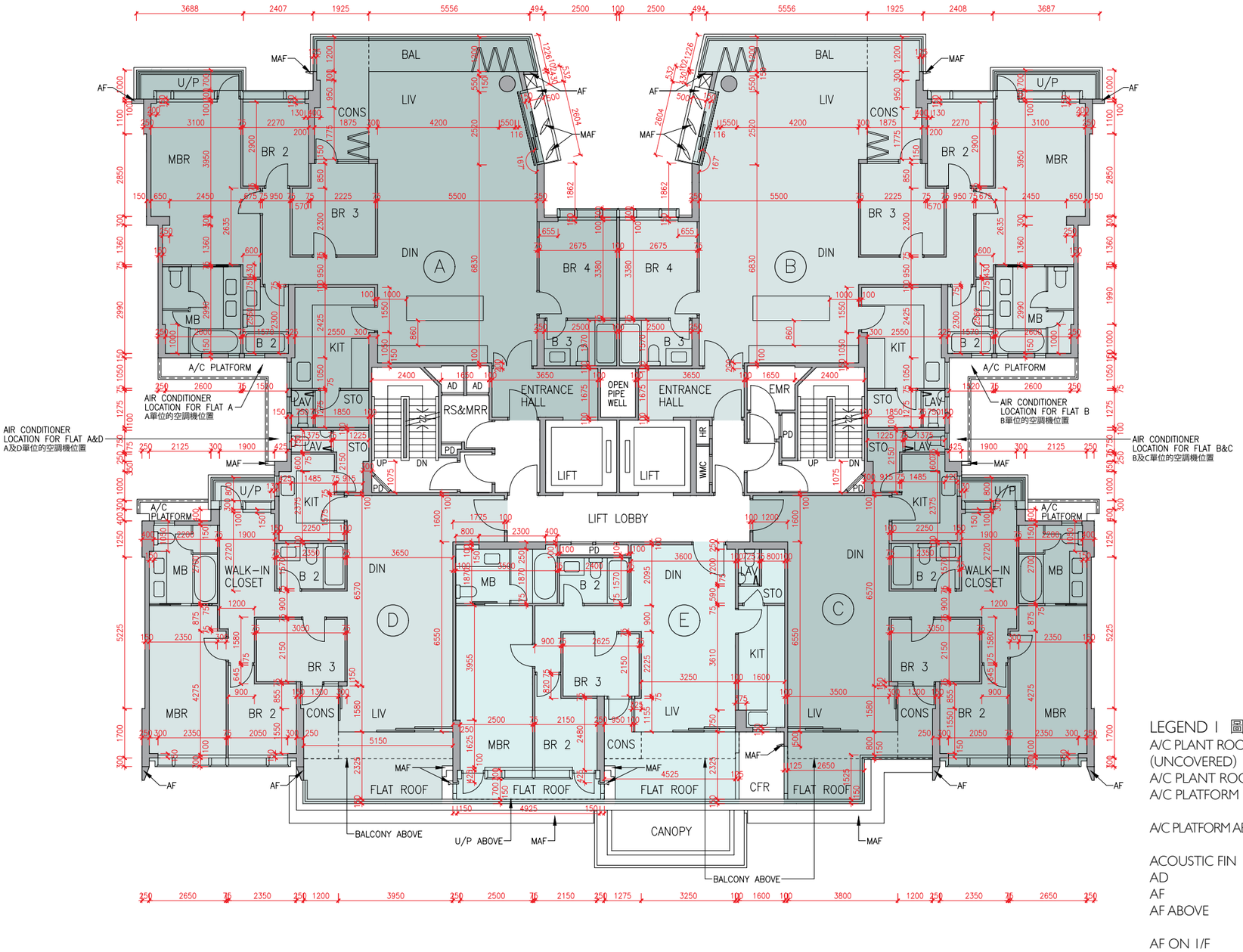

N

Scale 比例　0M/米　5M/米

Description 描述		Flat 單位				
		A	B	C	D	E
Floor-to-floor height (refers to the height between the top surface of the structural slab of a floor and the top surface of the structural slab of its immediate upper floor) of each residential property (m) 每個住宅物業的層與層之間的高度(指該樓層之石屎地台面與上一層石屎地台面之高度距離)(米)	1/F 1樓	3.375		3.375 3.425 3.465 3.725	3.025 3.365 3.375 3.425 3.725	3.025 3.365 3.375 3.425 3.465 3.725
Thickness of the floor slabs (excluding plaster) of each residential property (mm) 每個住宅物業的樓板(不包括灰泥)的厚度(毫米)	1/F 1樓	150 175 200 225		150 175		150 175 200

The internal areas of the residential properties on the upper floors will generally be slightly larger than those on the lower floors because of the reducing thickness of the structural walls on the upper floors.
因住宅物業的較高樓層的結構牆的厚度遞減，較高樓層的內部面積，一般比較低樓層的內部面積稍大。

Remarks : 1. The dimensions in the floor plans are all structural dimensions in millimetre.
2. The entrance hall (serving as a private lift lobby), if any, and conservatory form part of a residential property, are not common part of the Development. Where applicable, the saleable area of the relevant residential properties specified in the section "Area of Residential Properties in the Development" already includes the floor areas of such entrance hall and conservatory. The Authorised Person for the Development has certified that (a) there is no restriction on the usage of such entrance hall and conservatory which will affect owner's enjoyment of the relevant residential property and (b) such entrance hall and conservatory are made for the exclusive use of the owner of the relevant residential property.

備註： 1. 樓面平面圖之尺規所列數字為以毫米標示之建築結構尺寸。
2. 入口大堂(作為私人升降機大堂)(如有)及溫室屬住宅物業一部分，並非發展項目之公用部分。如適用，在「發展項目中的住宅物業的面積」部分內所列出的有關住宅物業之實用面積包括該入口大堂及溫室之樓面面積。發展項目的認可人士已證明入口大堂及溫室(a)在使用上沒有限制亦不會對相關住宅物業業主享用該住宅物業造成影響及(b)是專供相關住宅物業業主使用而設。

LEGEND I 圖例 1

A/C PLANT ROOM (UNCOVERED)	= Air Conditioner Plant Room (uncovered) 空調機房 (沒有上蓋)	CD	= Cable Duct 電線管道槽
A/C PLANT ROOM	= Air Conditioner Plant Room 空調機房	CFR	= Common Flat Roof 公用平台
A/C PLATFORM	= Air Conditioner Platform 空調機平台	CPR	= Common Pitched Roof 公用傾斜屋頂
A/C PLATFORM ABOVE	= Air Conditioner Platform Above 上層空調機平台	CONS	= Conservatory 溫室
ACOUSTIC FIN	= 隔音牆	CURTAIN WALL ABOVE	= 上方之幕牆
AD	= Air Duct 通風管道槽	DN	= Down 下
AF	= Architectural Feature 建築裝飾	DIN	= Dining Room 飯廳
AF ABOVE	= Architectural Feature Above 上層建築裝飾	DOG HOUSE	= Mechanical & Electrical Services Duct Connecting to the Floor Below 連接下層的機電設施管道
AF ON 1/F	= 建築裝飾於1樓	DPMR	= Drainage Pipe Maintenance Room 排水管維修房
B	= Bathroom 浴室	ELV	= Extra Low Voltage Duct 低電壓管道
BAL	= Balcony 露台	EMR	= Electricity Meter Room 電錶房
BALCONY ABOVE	= Balcony above 上層露台	ENTRANCE HALL	= 入口大堂
BR	= Bedroom 睡房	FAMILY ROOM	= 家庭廳
BUILDING LINE ABOVE	= 上方之建築邊線	FLAT ROOF	= 平台
CANOPY	= 簷篷	GARDEN	= 花園
CANOPY ABOVE	= 上層簷篷	HR	= Hose Reel 消防喉轆

發展項目的住宅物業的樓面平面圖

Tower 7 座　2/F - 6/F (4/F is omitted) 2樓-6樓(不設4樓)

Description 描述		Flat 單位				
		A	B	C	D	E
Floor-to-floor height (refers to the height between the top surface of the structural slab of a floor and the top surface of the structural slab of its immediate upper floor) of each residential property (m) 每個住宅物業的層與層之間的高度(指該樓層之石屎地台面與上一層石屎地台面之高度距離)(米)	2/F-5/F 2樓-5樓	3.375				
	6/F 6樓	3.150 3.500 3.850	3.150 3.500 3.550	3.150 3.500		3.150 3.200 3.450 3.475 3.500 3.535 3.550 3.710 3.850
Thickness of the floor slabs (excluding plaster) of each residential property (mm) 每個住宅物業的樓板(不包括灰泥)的厚度(毫米)	2/F-6/F 2樓-6樓	150 175 200 225	150 175			150 175 200

The internal areas of the residential properties on the upper floors will generally be slightly larger than those on the lower floors because of the reducing thickness of the structural walls on the upper floors.

因住宅物業的較高樓層的結構牆的厚度遞減，較高樓層的內部面積，一般比較低樓層的內部面積稍大。

Remarks : 1. The dimensions in the floor plans are all structural dimensions in millimetre.

2. The entrance hall (serving as a private lift lobby), if any, and conservatory form part of a residential property, are not common part of the Development. Where applicable, the saleable area of the relevant residential properties specified in the section "Area of Residential Properties in the Development" already includes the floor areas of such entrance hall and conservatory. The Authorised Person for the Development has certified that (a) there is no restriction on the usage of such entrance hall and conservatory which will affect owner's enjoyment of the relevant residential property and (b) such entrance hall and conservatory are made for the exclusive use of the owner of the relevant residential property.

備註：1. 樓面平面圖之尺規所列數字為以毫米標示之建築結構尺寸。

2. 入口大堂(作為私人升降機大堂)(如有)及溫室屬住宅物業一部分，並非發展項目之公用部分。如適用，在「發展項目中的住宅物業的面積」部分內所列出的有關住宅物業之實用面積包括該入口大堂及溫室之樓面面積。發展項目的認可人士已證明入口大堂及溫室(a)在使用上沒有限制亦不會對相關住宅物業業主享用該住宅物業造成影響及(b)是專供相關住宅物業業主使用而設。

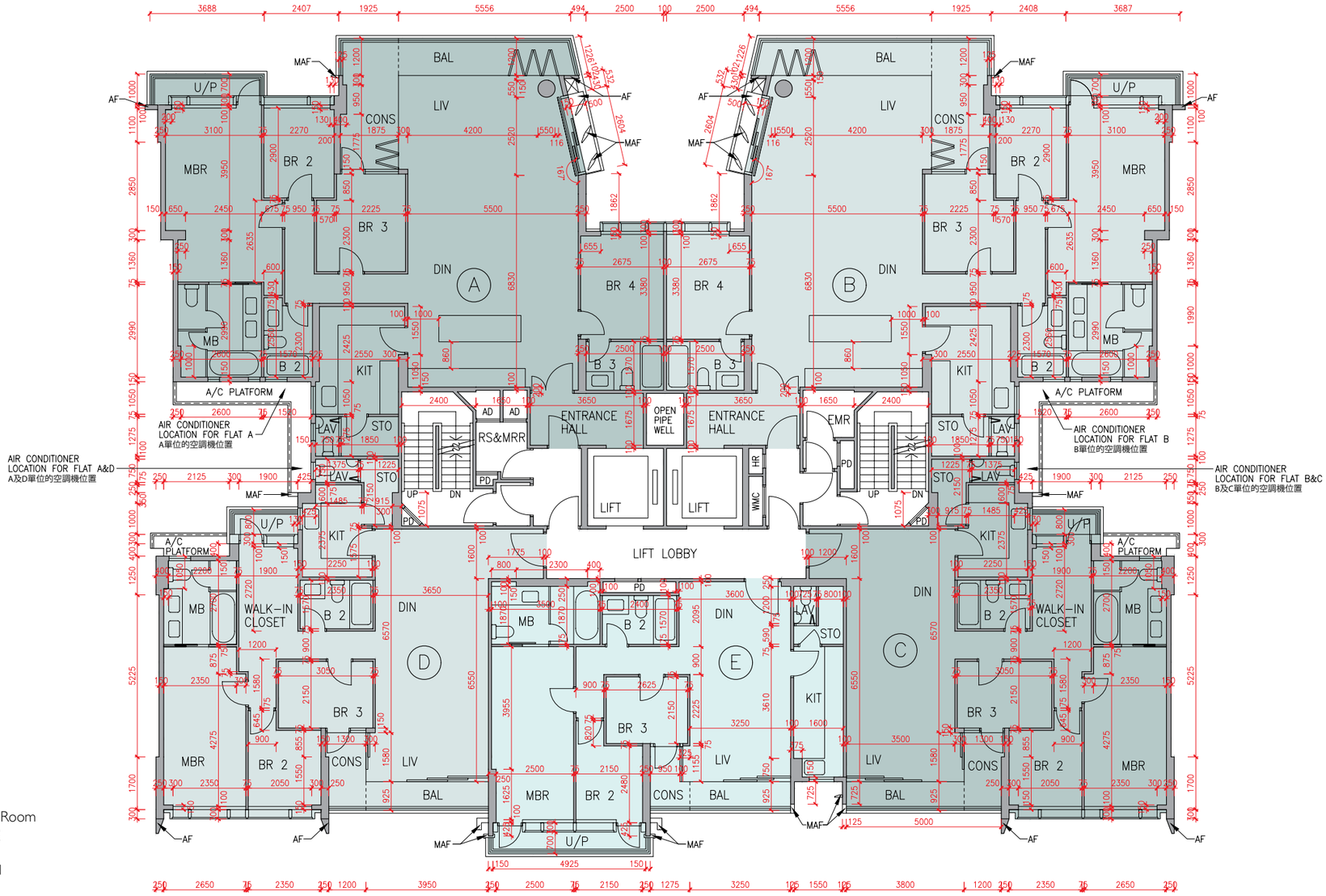

LEGEND 2　圖例 2

JACUZZI	= 按摩池	RS & MRR	= Refuse Storage & Material Recovery Room 垃圾及物料回收室
KIT	= Kitchen 廚房	SKYLIGHT	= 天窗
LAV	= Lavatory 洗手間	SV	= Smoke Vent 排煙口
LIFT	= 升降機	STO	= Store 儲物房
LIFT LOBBY	= 升降機大堂	SWIMMING POOL	= 游泳池
LIFT SHAFT	= 升降機槽	TOP OF BALCONY	= 下層露台上蓋
LIV	= Living Room 客廳	TOP OF CURTAIN WALL	= 幕牆頂部
LIV / DIN	= Living / Dining Room 客/飯廳	TOP OF U/P	= Top of Utility Platform 下層工作平台上蓋
MAF	= Metal Architectural Feature 金屬建築裝飾	UP	= Up 上
MBR	= Master Bedroom 主人睡房	U/P	= Utility Platform 工作平台
MB	= Master Bathroom 主人浴室	U/P ABOVE	= Utility Platform Above 上層工作平台
OPEN PIPE WELL	= 開放式管道井	VOID	= 中空
OWM	= Openable Window For Maintenance 維修窗口	VOID ABOVE	= 上層中空
PANTRY	= 備餐間	WALK-IN CLOSET	= 衣帽間
PLANTER	= 花槽	WMC	= Water Meter Cabinet 水錶箱
PITCHED ROOF	= 斜天台	WMR	= Water Meter Room 水錶房
PD	= Pipe Duct 管道槽		
PLANTER	= 花槽		
ROOF	= 天台		

N

Scale 比例

0M/米　5M/米

Tower 7 座　7/F 7樓

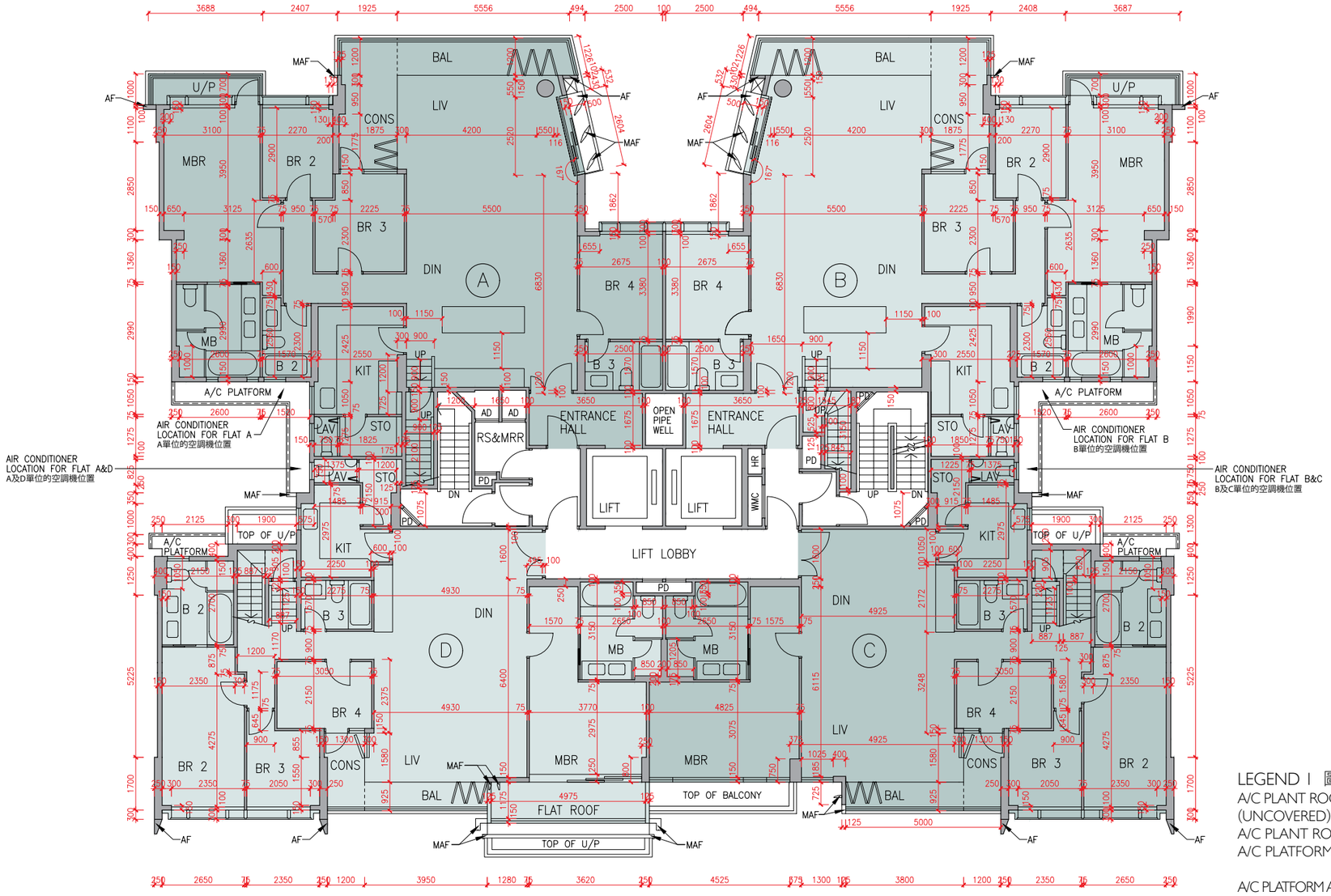

Scale 比例　0M/米　5M/米

Description 描述		Flat 單位 A	B	C	D
Floor-to-floor height (refers to the height between the top surface of the structural slab of a floor and the top surface of the structural slab of its immediate upper floor) of each residential property (m) 每個住宅物業的層與層之間的高度(指該樓層之石屎地台面與上一層石屎地台面之高度距離)(米)	7/F 7樓	3.500 3.540 3.550 3.710 3.850 3.950		3.460 3.500 3.550 3.800 3.850 3.950	
Thickness of the floor slabs (excluding plaster) of each residential property (mm) 每個住宅物業的樓板(不包括灰泥)的厚度(毫米)	7/F 7樓	150 175 200 225		150 175 200	

The internal areas of the residential properties on the upper floors will generally be slightly larger than those on the lower floors because of the reducing thickness of the structural walls on the upper floors.
因住宅物業的較高樓層的結構牆的厚度遞減，較高樓層的內部面積，一般比較低樓層的內部面積稍大。

Remarks : 1. The dimensions in the floor plans are all structural dimensions in millimetre.
2. The entrance hall (serving as a private lift lobby), if any, and conservatory form part of a residential property, are not common part of the Development. Where applicable, the saleable area of the relevant residential properties specified in the section "Area of Residential Properties in the Development" already includes the floor areas of such entrance hall and conservatory. The Authorised Person for the Development has certified that (a) there is no restriction on the usage of such entrance hall and conservatory which will affect owner's enjoyment of the relevant residential property and (b) such entrance hall and conservatory are made for the exclusive use of the owner of the relevant residential property.

備註：1. 樓面平面圖之尺規所列數字為以毫米標示之建築結構尺寸。
2. 入口大堂(作為私人升降機大堂)(如有)及溫室屬住宅物業一部分，並非發展項目之公用部分。如適用，在「發展項目中的住宅物業的面積」部分內所列出的有關住宅物業之實用面積包括該入口大堂及溫室之樓面面積。發展項目的認可人士已證明入口大堂及溫室(a)在使用上沒有限制亦不會對相關住宅物業業主享用該住宅物業造成影響及(b)是專供相關住宅物業業主使用而設。

LEGEND I 圖例 1

A/C PLANT ROOM (UNCOVERED)	= Air Conditioner Plant Room (uncovered) 空調機房 (沒有上蓋)	CD	= Cable Duct 電線管道槽
A/C PLANT ROOM	= Air Conditioner Plant Room 空調機房	CFR	= Common Flat Roof 公用平台
A/C PLATFORM	= Air Conditioner Platform 空調機平台	CPR	= Common Pitched Roof 公用傾斜屋頂
A/C PLATFORM ABOVE	= Air Conditioner Platform Above 上層空調機平台	CONS	= Conservatory 溫室
ACOUSTIC FIN	= 隔音牆	CURTAIN WALL ABOVE	= 上方之幕牆
AD	= Air Duct 通風管道槽	DN	= Down 下
AF	= Architectural Feature 建築裝飾	DIN	= Dining Room 飯廳
AF ABOVE	= Architectural Feature Above 上層建築裝飾	DOG HOUSE	= Mechanical & Electrical Services Duct Connecting to the Floor Below 連接下層的機電設施管道
AF ON 1/F	= 建築裝飾於1樓	DPMR	= Drainage Pipe Maintenance Room 排水管維修房
B	= Bathroom 浴室	ELV	= Extra Low Voltage Duct 低電壓管道
BAL	= Balcony 露台	EMR	= Electricity Meter Room 電錶房
BALCONY ABOVE	= Balcony above 上層露台	ENTRANCE HALL	= 入口大堂
BR	= Bedroom 睡房	FAMILY ROOM	= 家庭廳
BUILDING LINE ABOVE	= 上方之建築邊線	FLAT ROOF	= 平台
CANOPY	= 簷篷	GARDEN	= 花園
CANOPY ABOVE	= 上層簷篷	HR	= Hose Reel 消防喉轆

Tower 7 座　Roof 天台

The internal areas of the residential properties on the upper floors will generally be slightly larger than those on the lower floors because of the reducing thickness of the structural walls on the upper floors.
因住宅物業的較高樓層的結構牆的厚度遞減，較高樓層的內部面積，一般比較低樓層的內部面積稍大。

Remark : The dimensions in the floor plans are all structural dimensions in millimetre.
備註：樓面平面圖之尺規所列數字為以毫米標示之建築結構尺寸。

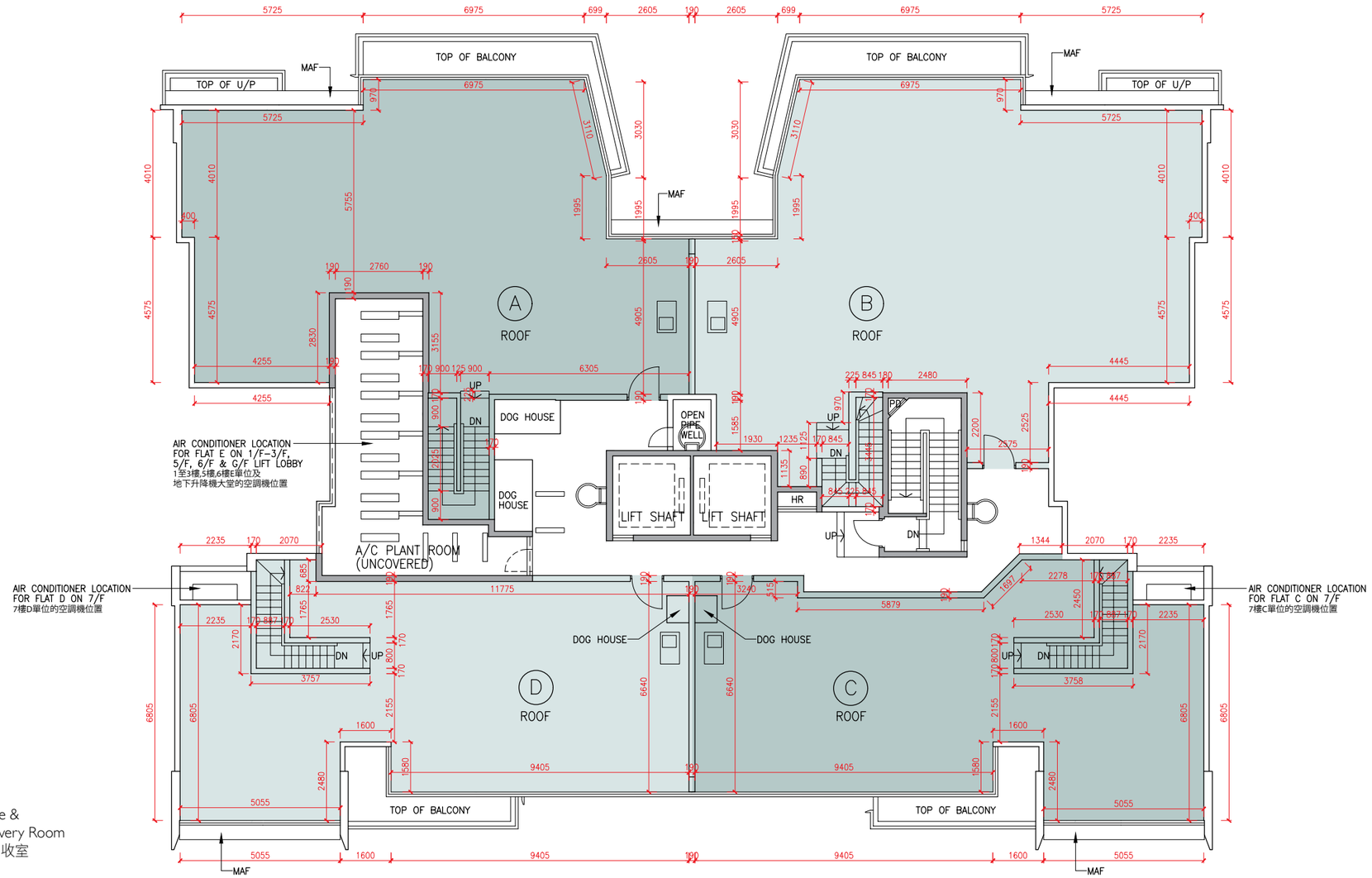

LEGEND 2　圖例 2

JACUZZI	= 按摩池	RS & MRR	= Refuse Storage & Material Recovery Room 垃圾及物料回收室
KIT	= Kitchen 廚房	SKYLIGHT	= 天窗
LAV	= Lavatory 洗手間	SV	= Smoke Vent 排煙口
LIFT	= 升降機	STO	= Store 儲物房
LIFT LOBBY	= 升降機大堂	SWIMMING POOL	= 游泳池
LIFT SHAFT	= 升降機槽	TOP OF BALCONY	= 下層露台上蓋
LIV	= Living Room 客廳	TOP OF CURTAIN WALL	= 幕牆頂部
LIV / DIN	= Living / Dining Room 客/飯廳	TOP OF U/P	= Top of Utility Platform 下層工作平台上蓋
MAF	= Metal Architectural Feature 金屬建築裝飾	UP	= Up 上
MBR	= Master Bedroom 主人睡房	U/P	= Utility Platform 工作平台
MB	= Master Bathroom 主人浴室	U/P ABOVE	= Utility Platform Above 上層工作平台
OPEN PIPE WELL	= 開放式管道井	VOID	= 中空
OWM	= Openable Window For Maintenance 維修窗口	VOID ABOVE	= 上層中空
PANTRY	= 備餐間	WALK-IN CLOSET	= 衣帽間
PLANTER	= 花槽	WMC	= Water Meter Cabinet 水錶箱
PITCHED ROOF	= 斜天台	WMR	= Water Meter Room 水錶房
PD	= Pipe Duct 管道槽		
PLANTER	= 花槽		
ROOF	= 天台		

N

Scale 比例
0M/米　5M/米

Tower 8 座　G/F 地下

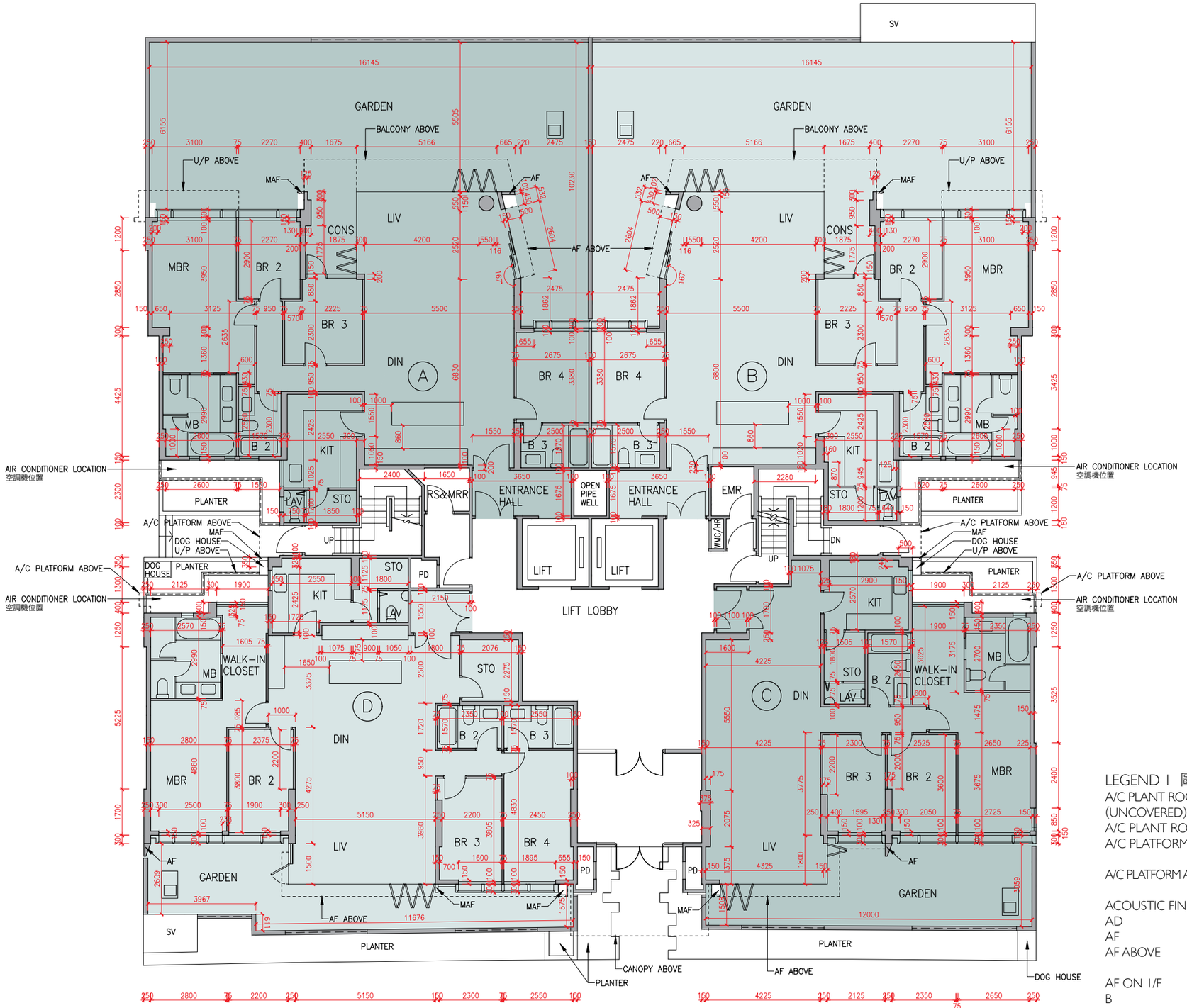

Description 描述		Flat 單位 A	Flat 單位 B	Flat 單位 C	Flat 單位 D
Floor-to-floor height (refers to the height between the top surface of the structural slab of a floor and the top surface of the structural slab of its immediate upper floor) of each residential property (m) 每個住宅物業的層與層之間的高度(指該樓層之石屎地台面與上一層石屎地台面之高度距離)(米)	G/F 地下	3.050 3.150 3.350 3.390 3.450 3.500 3.550 3.700 4.000 4.050	3.050 3.150 3.350 3.390 3.450 3.500 3.550 3.700 3.850 3.900 4.000 4.050	3.150 3.200 3.450 3.500 3.550 3.850 3.900	3.150 3.200 3.300 3.450 3.500 3.550 3.850 3.900
Thickness of the floor slabs (excluding plaster) of each residential property (mm) 每個住宅物業的樓板(不包括灰泥)的厚度(毫米)	G/F 地下	150 175 200 225		150 175 200	150 200

The internal areas of the residential properties on the upper floors will generally be slightly larger than those on the lower floors because of the reducing thickness of the structural walls on the upper floors.
因住宅物業的較高樓層的結構牆的厚度遞減，較高樓層的內部面積，一般比較低樓層的內部面積稍大。

Remarks : 1. The dimensions in the floor plans are all structural dimensions in millimetre.
2. The entrance hall (serving as a private lift lobby), if any, and conservatory, if any, form part of a residential property, are not common part of the Development. Where applicable, the saleable area of the relevant residential properties specified in the section "Area of Residential Properties in the Development" already includes the floor areas of such entrance hall and conservatory. The Authorised Person for the Development has certified that (a) there is no restriction on the usage of such entrance hall and conservatory which will affect owner's enjoyment of the relevant residential property and (b) such entrance hall and conservatory are made for the exclusive use of the owner of the relevant residential property.

備註：1. 樓面平面圖之尺規所列數字為以毫米標示之建築結構尺寸。
2. 入口大堂(作為私人升降機大堂)(如有)及溫室(如有)屬住宅物業一部分，並非發展項目之公用部分。如適用，在「發展項目中的住宅物業的面積」部分內所列出的有關住宅物業之實用面積包括該入口大堂及溫室之樓面面積。發展項目的認可人士已證明入口大堂及溫室(a)在使用上沒有限制亦不會對相關住宅物業業主享用該住宅物業造成影響及(b)是專供相關住宅物業業主使用而設。

LEGEND I 圖例 1

A/C PLANT ROOM (UNCOVERED)	= Air Conditioner Plant Room (uncovered) 空調機房 (沒有上蓋)	CD	= Cable Duct 電線管道槽
A/C PLANT ROOM	= Air Conditioner Plant Room 空調機房	CFR	= Common Flat Roof 公用平台
A/C PLATFORM	= Air Conditioner Platform 空調機平台	CPR	= Common Pitched Roof 公用傾斜屋頂
A/C PLATFORM ABOVE	= Air Conditioner Platform Above 上層空調機平台	CONS	= Conservatory 溫室
ACOUSTIC FIN	= 隔音牆	CURTAIN WALL ABOVE	= 上方之幕牆
AD	= Air Duct 通風管道槽	DN	= Down 下
AF	= Architectural Feature 建築裝飾	DIN	= Dining Room 飯廳
AF ABOVE	= Architectural Feature Above 上層建築裝飾	DOG HOUSE	= Mechanical & Electrical Services Duct Connecting to the Floor Below 連接下層的機電設施管道
AF ON 1/F	= 建築裝飾於1樓	DPMR	= Drainage Pipe Maintenance Room 排水管維修房
B	= Bathroom 浴室	ELV	= Extra Low Voltage Duct 低電壓管道
BAL	= Balcony 露台	EMR	= Electricity Meter Room 電錶房
BALCONY ABOVE	= Balcony above 上層露台	ENTRANCE HALL	= 入口大堂
BR	= Bedroom 睡房	FAMILY ROOM	= 家庭廳
BUILDING LINE ABOVE	= 上方之建築邊線	FLAT ROOF	= 平台
CANOPY	= 簷篷	GARDEN	= 花園
CANOPY ABOVE	= 上層簷篷	HR	= Hose Reel 消防喉轆

Tower 8 座　1/F 1樓

Description 描述		Flat 單位				
		A	B	C	D	E
Floor-to-floor height (refers to the height between the top surface of the structural slab of a floor and the top surface of the structural slab of its immediate upper floor) of each residential property (m) 每個住宅物業的層與層之間的高度(指該樓層之石屎地台面與上一層石屎地台面之高度距離)(米)	1/F 1樓	3.375	3.375 3.425 3.465 3.725	3.025 3.365 3.375 3.425 3.725	3.025 3.365 3.375 3.425 3.465 3.725	
Thickness of the floor slabs (excluding plaster) of each residential property (mm) 每個住宅物業的樓板(不包括灰泥)的厚度(毫米)	1/F 1樓	150 175 200 225	150 175		150 175 200	

The internal areas of the residential properties on the upper floors will generally be slightly larger than those on the lower floors because of the reducing thickness of the structural walls on the upper floors.
因住宅物業的較高樓層的結構牆的厚度遞減，較高樓層的內部面積，一般比較低樓層的內部面積稍大。

Remarks : 1. The dimensions in the floor plans are all structural dimensions in millimetre.
2. The entrance hall (serving as a private lift lobby), if any, and conservatory form part of a residential property, are not common part of the Development. Where applicable, the saleable area of the relevant residential properties specified in the section "Area of Residential Properties in the Development" already includes the floor areas of such entrance hall and conservatory. The Authorised Person for the Development has certified that (a) there is no restriction on the usage of such entrance hall and conservatory which will affect owner's enjoyment of the relevant residential property and (b) such entrance hall and conservatory are made for the exclusive use of the owner of the relevant residential property.

備註： 1. 樓面平面圖之尺規所列數字為以毫米標示之建築結構尺寸。
2. 入口大堂(作為私人升降機大堂)(如有)及溫室屬住宅物業一部分，並非發展項目之公用部分。如適用，在「發展項目中的住宅物業的面積」部分內所列出的有關住宅物業之實用面積包括該入口大堂及溫室之樓面面積。發展項目的認可人士已證明入口大堂及溫室(a)在使用上沒有限制亦不會對相關住宅物業業主享用該住宅物業造成影響及(b)是專供相關住宅物業業主使用而設。

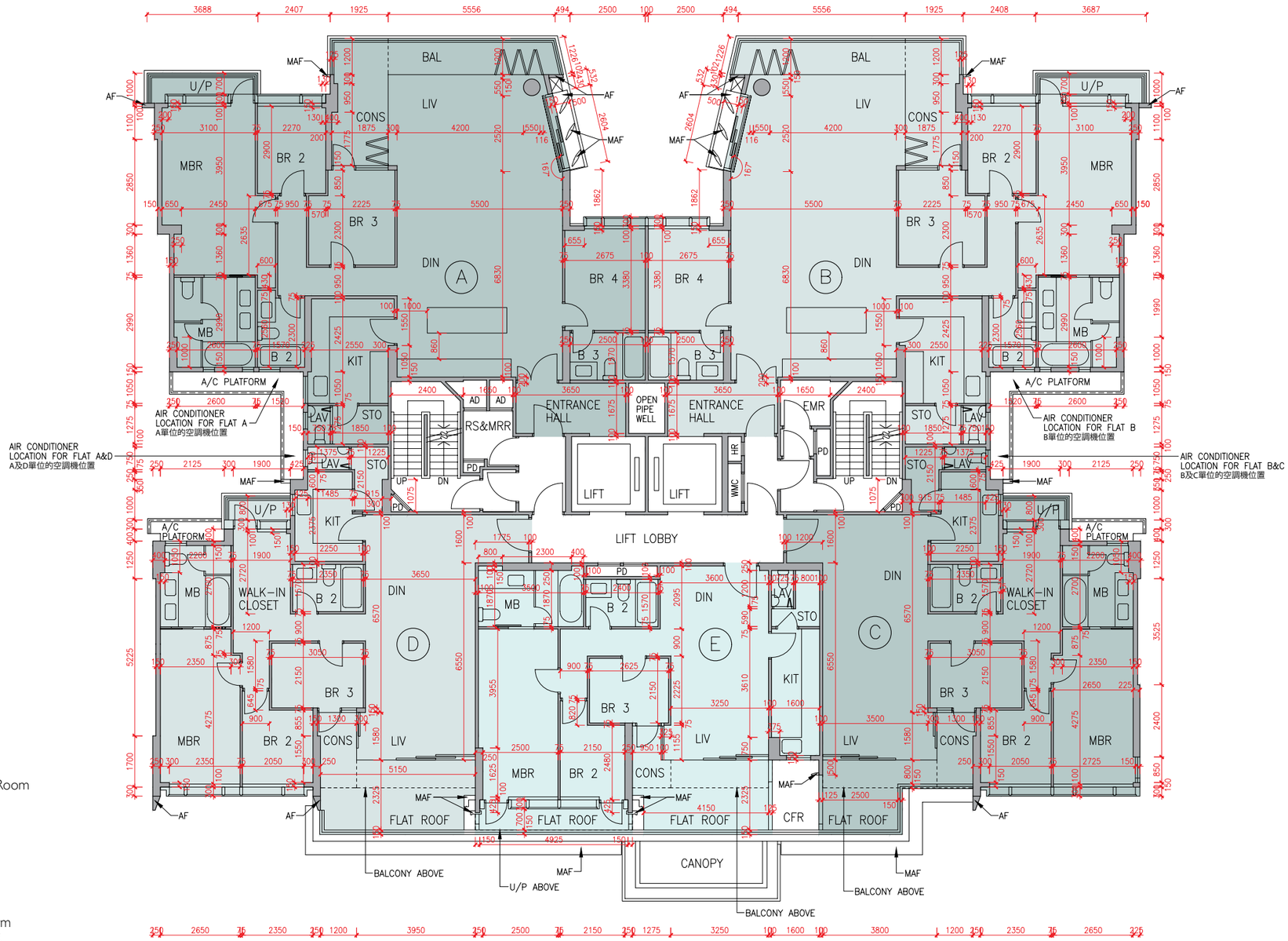

LEGEND 2　圖例 2

JACUZZI	= 按摩池	RS & MRR	= Refuse Storage & Material Recovery Room 垃圾及物料回收室
KIT	= Kitchen 廚房	SKYLIGHT	= 天窗
LAV	= Lavatory 洗手間	SV	= Smoke Vent 排煙口
LIFT	= 升降機	STO	= Store 儲物房
LIFT LOBBY	= 升降機大堂	SWIMMING POOL	= 游泳池
LIFT SHAFT	= 升降機槽	TOP OF BALCONY	= 下層露台上蓋
LIV	= Living Room 客廳	TOP OF CURTAIN WALL	= 幕牆頂部
LIV / DIN	= Living / Dining Room 客/飯廳	TOP OF U/P	= Top of Utility Platform 下層工作平台上蓋
MAF	= Metal Architectural Feature 金屬建築裝飾	UP	= Up 上
MBR	= Master Bedroom 主人睡房	U/P	= Utility Platform 工作平台
MB	= Master Bathroom 主人浴室	U/P ABOVE	= Utility Platform Above 上層工作平台
OPEN PIPE WELL	= 開放式管道井	VOID	= 中空
OWM	= Openable Window For Maintenance 維修窗口	VOID ABOVE	= 上層中空
PANTRY	= 備餐間	WALK-IN CLOSET	= 衣帽間
PLANTER	= 花槽	WMC	= Water Meter Cabinet 水錶箱
PITCHED ROOF	= 斜天台	WMR	= Water Meter Room 水錶房
PD	= Pipe Duct 管道槽		
PLANTER	= 花槽		
ROOF	= 天台		

發展項目的住宅物業的樓面平面圖

Tower 8 座　2/F - 6/F (4/F is omitted) 2樓-6樓(不設4樓)

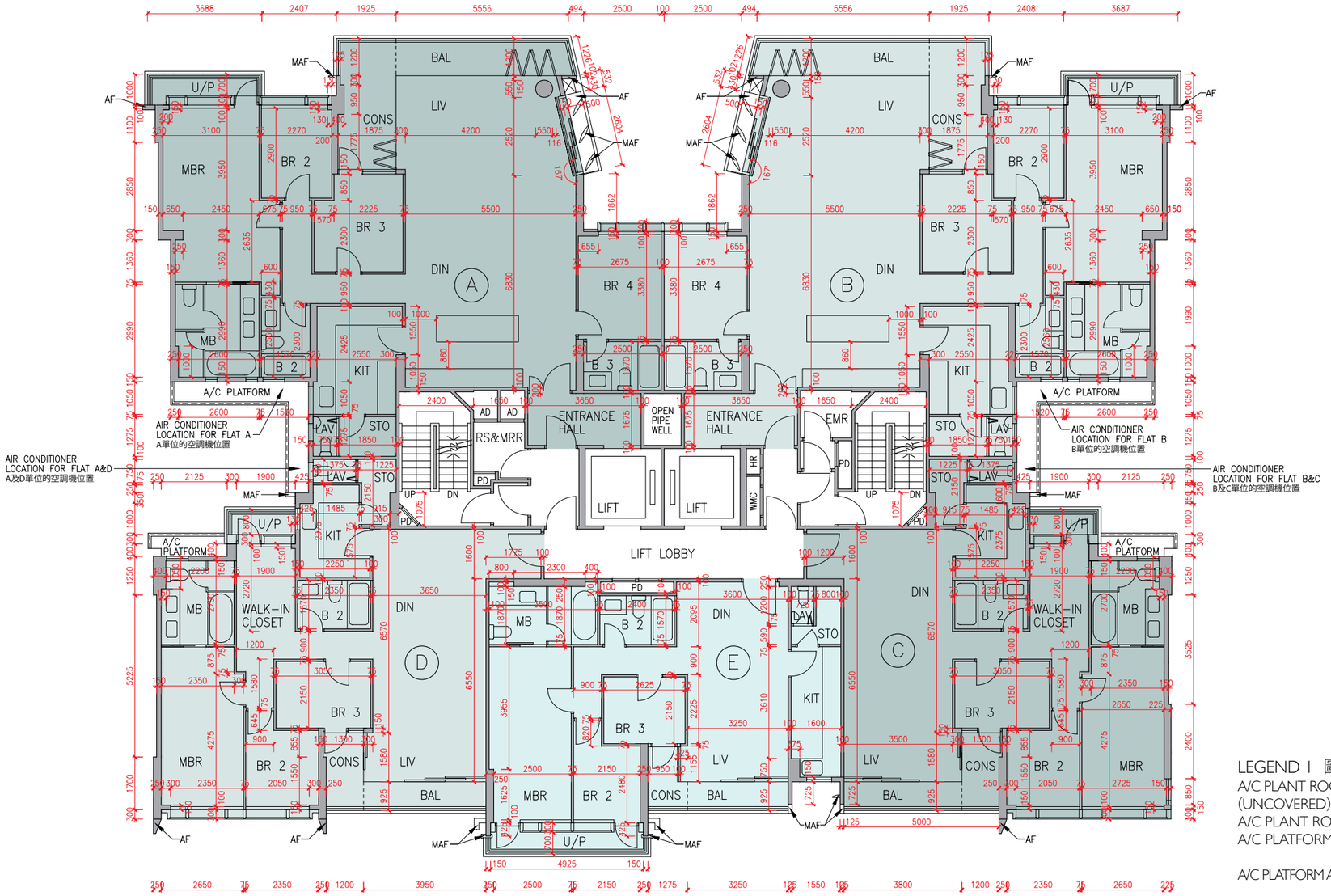

Description 描述		Flat 單位				
		A	B	C	D	E
Floor-to-floor height (refers to the height between the top surface of the structural slab of a floor and the top surface of the structural slab of its immediate upper floor) of each residential property (m) 每個住宅物業的層與層之間的高度(指該樓層之石屎地台面與上一層石屎地台面之高度距離)(米)	2/F-5/F 2樓-5樓	3.375				
	6/F 6樓	3.150 3.500 3.850	3.150 3.500 3.550	3.150 3.500		3.150 3.200 3.450 3.475 3.500 3.535 3.550 3.710 3.850
Thickness of the floor slabs (excluding plaster) of each residential property (mm) 每個住宅物業的樓板(不包括灰泥)的厚度(毫米)	2/F-6/F 2樓-6樓	150 175 200 225	150 175			150 175 200

The internal areas of the residential properties on the upper floors will generally be slightly larger than those on the lower floors because of the reducing thickness of the structural walls on the upper floors.

因住宅物業的較高樓層的結構牆的厚度遞減，較高樓層的內部面積，一般比較低樓層的內部面積稍大。

Remarks : 1. The dimensions in the floor plans are all structural dimensions in millimetre.

2. The entrance hall (serving as a private lift lobby), if any, and conservatory form part of a residential property, are not common part of the Development. Where applicable, the saleable area of the relevant residential properties specified in the section "Area of Residential Properties in the Development" already includes the floor areas of such entrance hall and conservatory. The Authorised Person for the Development has certified that (a) there is no restriction on the usage of such entrance hall and conservatory which will affect owner's enjoyment of the relevant residential property and (b) such entrance hall and conservatory are made for the exclusive use of the owner of the relevant residential property.

備註：1. 樓面平面圖之尺規所列數字為以毫米標示之建築結構尺寸。

2. 入口大堂(作為私人升降機大堂)(如有)及溫室屬住宅物業一部分，並非發展項目之公用部分。如適用，在「發展項目中的住宅物業的面積」部分內所列出的有關住宅物業之實用面積包括該入口大堂及溫室之樓面面積。發展項目的認可人士已證明入口大堂及溫室(a)在使用上沒有限制亦不會對相關住宅物業業主享用該住宅物業造成影響及(b)是專供相關住宅物業業主使用而設。

LEGEND I 圖例 1

A/C PLANT ROOM (UNCOVERED)	= Air Conditioner Plant Room (uncovered) 空調機房 (沒有上蓋)	CD	= Cable Duct 電線管道槽
A/C PLANT ROOM	= Air Conditioner Plant Room 空調機房	CFR	= Common Flat Roof 公用平台
A/C PLATFORM	= Air Conditioner Platform 空調機平台	CPR	= Common Pitched Roof 公用傾斜屋頂
A/C PLATFORM ABOVE	= Air Conditioner Platform Above 上層空調機平台	CONS	= Conservatory 溫室
ACOUSTIC FIN	= 隔音牆	CURTAIN WALL ABOVE	= 上方之幕牆
AD	= Air Duct 通風管道槽	DN	= Down 下
AF	= Architectural Feature 建築裝飾	DIN	= Dining Room 飯廳
AF ABOVE	= Architectural Feature Above 上層建築裝飾	DOG HOUSE	= Mechanical & Electrical Services Duct Connecting to the Floor Below 連接下層的機電設施管道
AF ON 1/F	= 建築裝飾於1樓	DPMR	= Drainage Pipe Maintenance Room 排水管維修房
B	= Bathroom 浴室	ELV	= Extra Low Voltage Duct 低電壓管道
BAL	= Balcony 露台	EMR	= Electricity Meter Room 電錶房
BALCONY ABOVE	= Balcony above 上層露台	ENTRANCE HALL	= 入口大堂
BR	= Bedroom 睡房	FAMILY ROOM	= 家庭廳
BUILDING LINE ABOVE	= 上方之建築邊線	FLAT ROOF	= 平台
CANOPY	= 簷篷	GARDEN	= 花園
CANOPY ABOVE	= 上層簷篷	HR	= Hose Reel 消防喉轆

Tower 8 座　7/F 7樓

Description 描述		Flat 單位 A	B	C	D
Floor-to-floor height (refers to the height between the top surface of the structural slab of a floor and the top surface of the structural slab of its immediate upper floor) of each residential property (m) 每個住宅物業的層與層之間的高度(指該樓層之石屎地台面與上一層石屎地台面之高度距離)(米)	7/F 7樓	3.500 3.540 3.550 3.710 3.850 3.950		3.460 3.500 3.550 3.800 3.850 3.950	
Thickness of the floor slabs (excluding plaster) of each residential property (mm) 每個住宅物業的樓板(不包括灰泥)的厚度(毫米)	7/F 7樓	150 175 200 225		150 175 200	

The internal areas of the residential properties on the upper floors will generally be slightly larger than those on the lower floors because of the reducing thickness of the structural walls on the upper floors.
因住宅物業的較高樓層的結構牆的厚度遞減，較高樓層的內部面積，一般比較低樓層的內部面積稍大。

Remarks : 1. The dimensions in the floor plans are all structural dimensions in millimetre.
2. The entrance hall (serving as a private lift lobby), if any, and conservatory form part of a residential property, are not common part of the Development. Where applicable, the saleable area of the relevant residential properties specified in the section "Area of Residential Properties in the Development" already includes the floor areas of such entrance hall and conservatory. The Authorised Person for the Development has certified that (a) there is no restriction on the usage of such entrance hall and conservatory which will affect owner's enjoyment of the relevant residential property and (b) such entrance hall and conservatory are made for the exclusive use of the owner of the relevant residential property.

備註： 1. 樓面平面圖之尺規所列數字為以毫米標示之建築結構尺寸。
2. 入口大堂(作為私人升降機大堂)(如有)及溫室屬住宅物業一部分，並非發展項目之公用部分。如適用，在「發展項目中的住宅物業的面積」部分內所列出的有關住宅物業之實用面積包括該入口大堂及溫室之樓面面積。發展項目的認可人士已證明入口大堂及溫室(a)在使用上沒有限制亦不會對相關住宅物業業主享用該住宅物業造成影響及(b)是專供相關住宅物業業主使用而設。

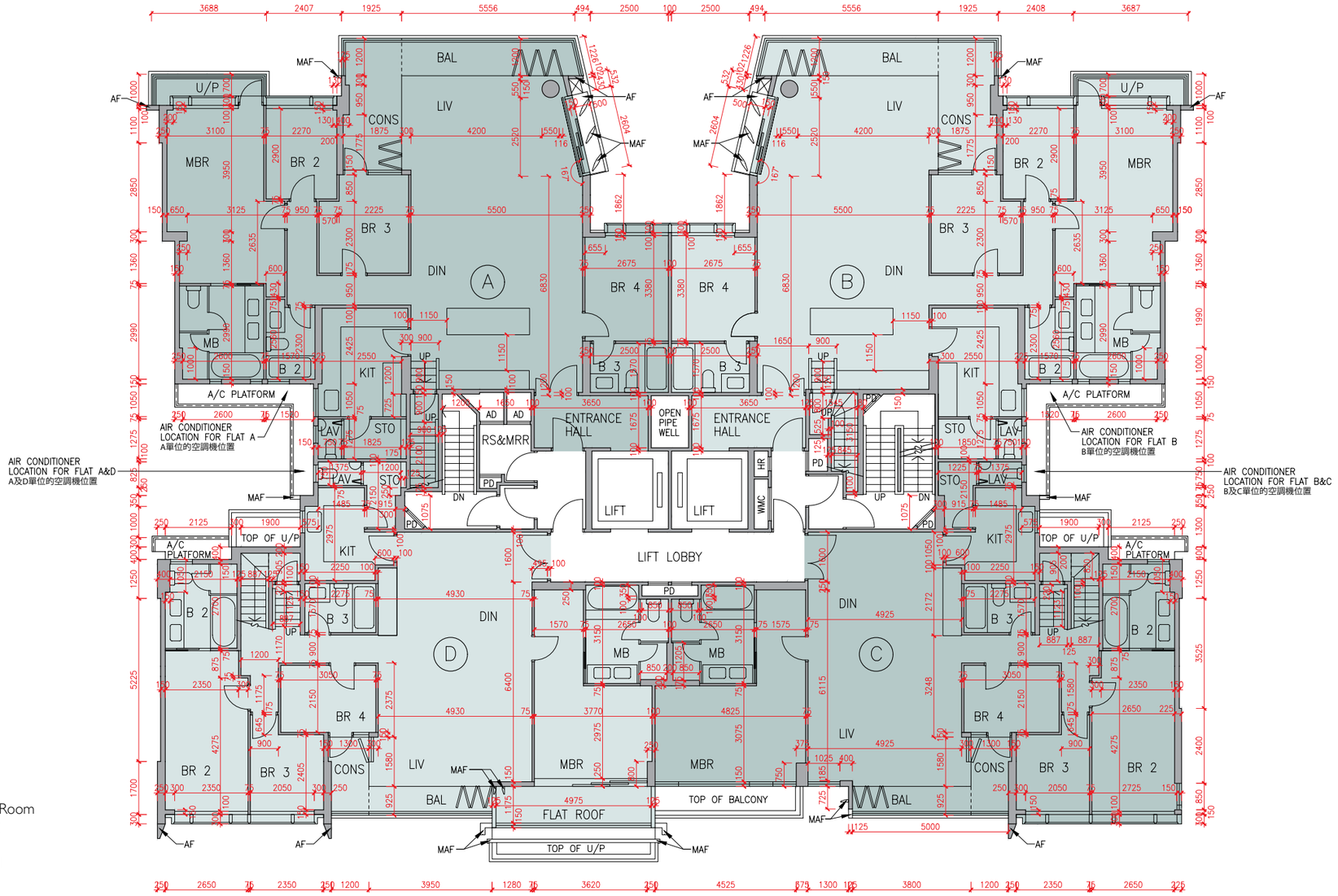

LEGEND 2　圖例 2

JACUZZI	= 按摩池	RS & MRR	= Refuse Storage & Material Recovery Room 垃圾及物料回收室
KIT	= Kitchen 廚房	SKYLIGHT	= 天窗
LAV	= Lavatory 洗手間	SV	= Smoke Vent 排煙口
LIFT	= 升降機	STO	= Store 儲物房
LIFT LOBBY	= 升降機大堂	SWIMMING POOL	= 游泳池
LIFT SHAFT	= 升降機槽	TOP OF BALCONY	= 下層露台上蓋
LIV	= Living Room 客廳	TOP OF CURTAIN WALL	= 幕牆頂部
LIV / DIN	= Living / Dining Room 客/飯廳	TOP OF U/P	= Top of Utility Platform 下層工作平台上蓋
MAF	= Metal Architectural Feature 金屬建築裝飾	UP	= Up 上
MBR	= Master Bedroom 主人睡房	U/P	= Utility Platform 工作平台
MB	= Master Bathroom 主人浴室	U/P ABOVE	= Utility Platform Above 上層工作平台
OPEN PIPE WELL	= 開放式管道井	VOID	= 中空
OWM	= Openable Window For Maintenance 維修窗口	VOID ABOVE	= 上層中空
PANTRY	= 備餐間	WALK-IN CLOSET	= 衣帽間
PLANTER	= 花槽	WMC	= Water Meter Cabinet 水錶箱
PITCHED ROOF	= 斜天台	WMR	= Water Meter Room 水錶房
PD	= Pipe Duct 管道槽		
PLANTER	= 花槽		
ROOF	= 天台		

N

Scale 比例
0M/米　5M/米

Tower 8 座　Roof 天台

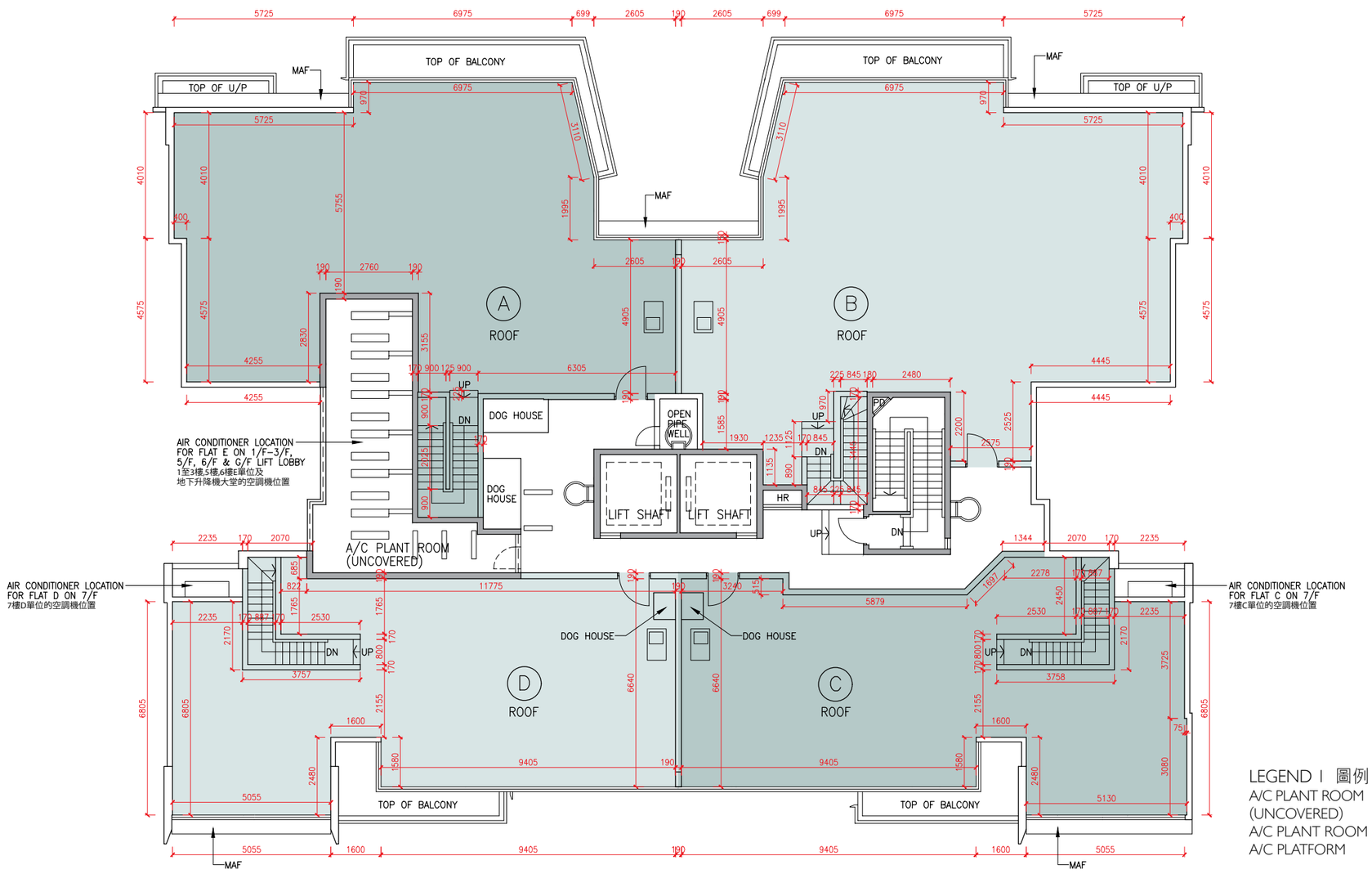

The internal areas of the residential properties on the upper floors will generally be slightly larger than those on the lower floors because of the reducing thickness of the structural walls on the upper floors.
因住宅物業的較高樓層的結構牆的厚度遞減，較高樓層的內部面積，一般比較低樓層的內部面積稍大。

Remark : The dimensions in the floor plans are all structural dimensions in millimetre.
備註：樓面平面圖之尺規所列數字為以毫米標示之建築結構尺寸。

LEGEND I 圖例 1

A/C PLANT ROOM (UNCOVERED)	= Air Conditioner Plant Room (uncovered) 空調機房 (沒有上蓋)	CD	= Cable Duct 電線管道槽
A/C PLANT ROOM	= Air Conditioner Plant Room 空調機房	CFR	= Common Flat Roof 公用平台
A/C PLATFORM	= Air Conditioner Platform 空調機平台	CPR	= Common Pitched Roof 公用傾斜屋頂
A/C PLATFORM ABOVE	= Air Conditioner Platform Above 上層空調機平台	CONS	= Conservatory 溫室
ACOUSTIC FIN	= 隔音牆	CURTAIN WALL ABOVE	= 上方之幕牆
AD	= Air Duct 通風管道槽	DN	= Down 下
AF	= Architectural Feature 建築裝飾	DIN	= Dining Room 飯廳
AF ABOVE	= Architectural Feature Above 上層建築裝飾	DOG HOUSE	= Mechanical & Electrical Services Duct Connecting to the Floor Below 連接下層的機電設施管道
AF ON 1/F	= 建築裝飾於1樓	DPMR	= Drainage Pipe Maintenance Room 排水管維修房
B	= Bathroom 浴室	ELV	= Extra Low Voltage Duct 低電壓管道
BAL	= Balcony 露台	EMR	= Electricity Meter Room 電錶房
BALCONY ABOVE	= Balcony above 上層露台	ENTRANCE HALL	= 入口大堂
BR	= Bedroom 睡房	FAMILY ROOM	= 家庭廳
BUILDING LINE ABOVE	= 上方之建築邊線	FLAT ROOF	= 平台
CANOPY	= 簷篷	GARDEN	= 花園
CANOPY ABOVE	= 上層簷篷	HR	= Hose Reel 消防喉轆

N

Scale 比例　0M/米　5M/米

發展項目的住宅物業的樓面平面圖

Tower 9 座　G/F 地下

Description 描述		Flat 單位			
		A	B	C	D
Floor-to-floor height (refers to the height between the top surface of the structural slab of a floor and the top surface of the structural slab of its immediate upper floor) of each residential property (m) 每個住宅物業的層與層之間的高度(指該樓層之石屎地台面與上一層石屎地台面之高度距離)(米)	G/F 地下	3.050 3.150 3.350 3.390 3.450 3.500 3.550 3.700 4.000 4.050	3.150 3.200 3.450 3.500 3.550 3.850 3.900	3.150 3.200 3.300 3.450 3.500 3.550 3.850 3.900	
Thickness of the floor slabs (excluding plaster) of each residential property (mm) 每個住宅物業的樓板(不包括灰泥)的厚度(毫米)	G/F 地下	150 175 200 225	150 175 200	150 200	

The internal areas of the residential properties on the upper floors will generally be slightly larger than those on the lower floors because of the reducing thickness of the structural walls on the upper floors.
因住宅物業的較高樓層的結構牆的厚度遞減，較高樓層的內部面積，一般比較低樓層的內部面積稍大。

Remarks : 1. The dimensions in the floor plans are all structural dimensions in millimetre.
2. The entrance hall (serving as a private lift lobby), if any, and conservatory, if any, form part of a residential property, are not common part of the Development. Where applicable, the saleable area of the relevant residential properties specified in the section "Area of Residential Properties in the Development" already includes the floor areas of such entrance hall and conservatory. The Authorised Person for the Development has certified that (a) there is no restriction on the usage of such entrance hall and conservatory which will affect owner's enjoyment of the relevant residential property and (b) such entrance hall and conservatory are made for the exclusive use of the owner of the relevant residential property.

備註：1. 樓面平面圖之尺規所列數字為以毫米標示之建築結構尺寸。
2. 入口大堂(作為私人升降機大堂)(如有)及溫室(如有)屬住宅物業一部分，並非發展項目之公用部分。如適用，在「發展項目中的住宅物業的面積」部分內所列出的有關住宅物業之實用面積包括該入口大堂及溫室之樓面面積。發展項目的認可人士已證明入口大堂及溫室(a)在使用上沒有限制亦不會對相關住宅物業業主享用該住宅物業造成影響及(b)是專供相關住宅物業業主使用而設。

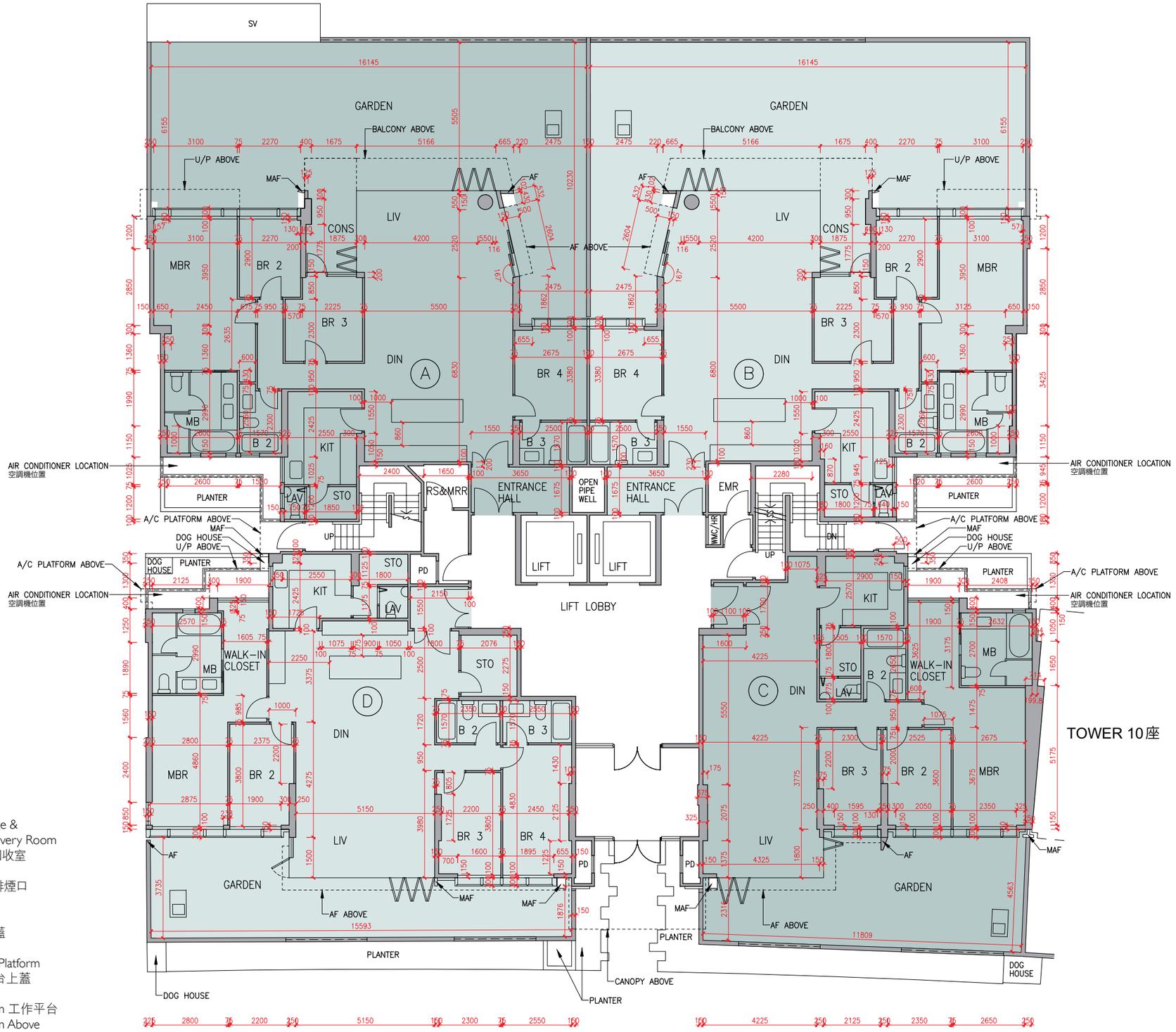

LEGEND 2　圖例 2

JACUZZI	= 按摩池	RS & MRR	= Refuse Storage & Material Recovery Room 垃圾及物料回收室
KIT	= Kitchen 廚房	SKYLIGHT	= 天窗
LAV	= Lavatory 洗手間	SV	= Smoke Vent 排煙口
LIFT	= 升降機	STO	= Store 儲物房
LIFT LOBBY	= 升降機大堂	SWIMMING POOL	= 游泳池
LIFT SHAFT	= 升降機槽	TOP OF BALCONY	= 下層露台上蓋
LIV	= Living Room 客廳	TOP OF CURTAIN WALL	= 幕牆頂部
LIV / DIN	= Living / Dining Room 客/飯廳	TOP OF U/P	= Top of Utility Platform 下層工作平台上蓋
MAF	= Metal Architectural Feature 金屬建築裝飾	UP	= Up 上
MBR	= Master Bedroom 主人睡房	U/P	= Utility Platform 工作平台
MB	= Master Bathroom 主人浴室	U/P ABOVE	= Utility Platform Above 上層工作平台
OPEN PIPE WELL	= 開放式管道井	VOID	= 中空
OWM	= Openable Window For Maintenance 維修窗口	VOID ABOVE	= 上層中空
PANTRY	= 備餐間	WALK-IN CLOSET	= 衣帽間
PLANTER	= 花槽	WMC	= Water Meter Cabinet 水錶箱
PITCHED ROOF	= 斜天台	WMR	= Water Meter Room 水錶房
PD	= Pipe Duct 管道槽		
PLANTER	= 花槽		
ROOF	= 天台		

發展項目的住宅物業的樓面平面圖

Tower 9 座　1/F 1樓

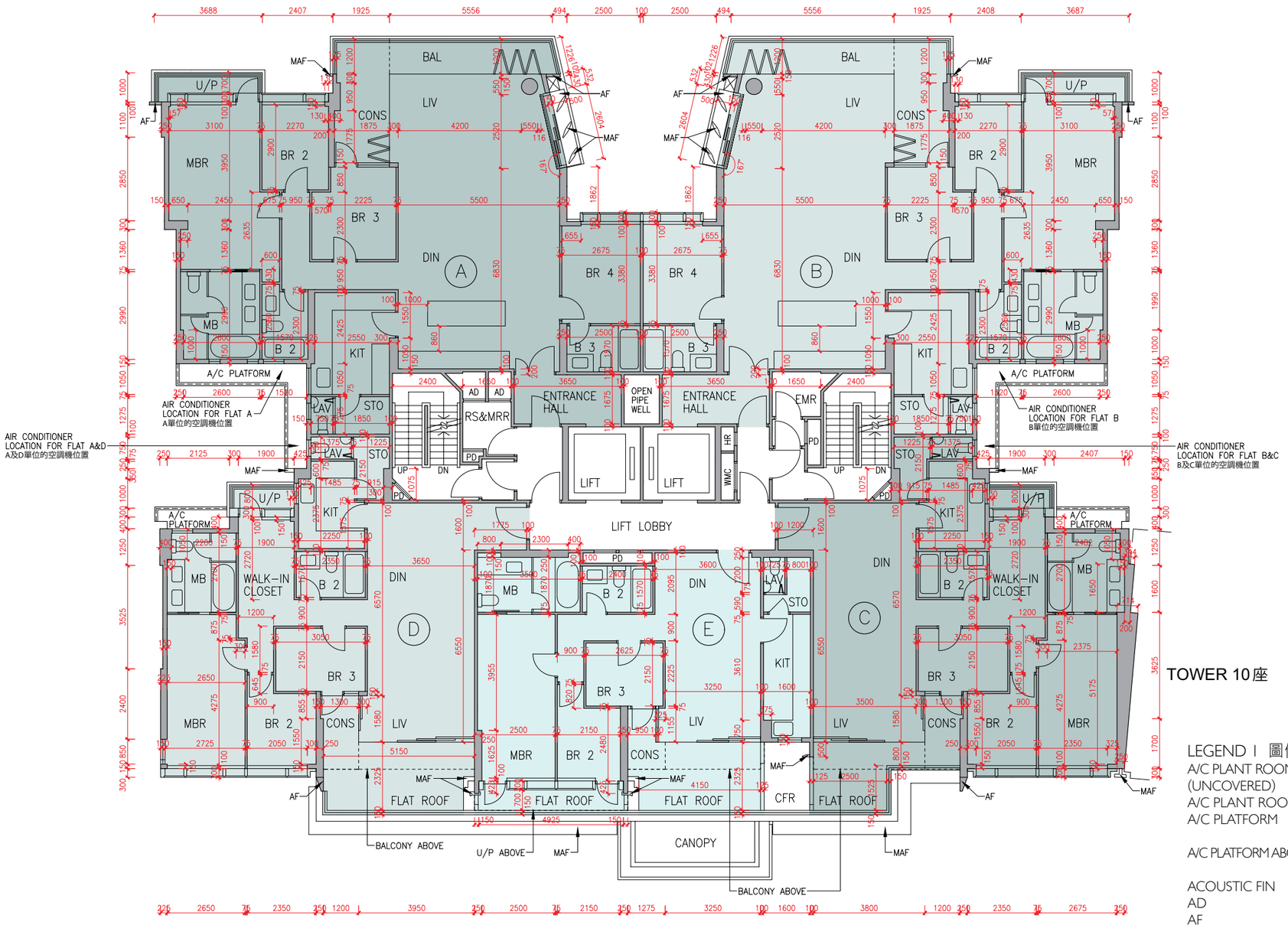

TOWER 10座

N

Scale 比例　0M/米　5M/米

Description 描述		Flat 單位				
		A	B	C	D	E
Floor-to-floor height (refers to the height between the top surface of the structural slab of a floor and the top surface of the structural slab of its immediate upper floor) of each residential property (m) 每個住宅物業的層與層之間的高度(指該樓層之石屎地台面與上一層石屎地台面之高度距離)(米)	1/F 1樓	3.375		3.375 3.425 3.465 3.725	3.025 3.365 3.375 3.425 3.725	3.025 3.365 3.375 3.425 3.465 3.725
Thickness of the floor slabs (excluding plaster) of each residential property (mm) 每個住宅物業的樓板(不包括灰泥)的厚度(毫米)	1/F 1樓	150 175 200 225		150 175		150 175 200

The internal areas of the residential properties on the upper floors will generally be slightly larger than those on the lower floors because of the reducing thickness of the structural walls on the upper floors.

因住宅物業的較高樓層的結構牆的厚度遞減，較高樓層的內部面積，一般比較低樓層的內部面積稍大。

Remarks : 1. The dimensions in the floor plans are all structural dimensions in millimetre.
2. The entrance hall (serving as a private lift lobby), if any, and conservatory form part of a residential property, are not common part of the Development. Where applicable, the saleable area of the relevant residential properties specified in the section "Area of Residential Properties in the Development" already includes the floor areas of such entrance hall and conservatory. The Authorised Person for the Development has certified that (a) there is no restriction on the usage of such entrance hall and conservatory which will affect owner's enjoyment of the relevant residential property and (b) such entrance hall and conservatory are made for the exclusive use of the owner of the relevant residential property.

備註：1. 樓面平面圖之尺規所列數字為以毫米標示之建築結構尺寸。
2. 入口大堂(作為私人升降機大堂)(如有)及溫室屬住宅物業一部分，並非發展項目之公用部分。如適用，在「發展項目中的住宅物業的面積」部分內所列出的有關住宅物業之實用面積包括該入口大堂及溫室之樓面面積。發展項目的認可人士已證明入口大堂及溫室(a)在使用上沒有限制亦不會對相關住宅物業業主享用該住宅物業造成影響及(b)是專供相關住宅物業業主使用而設。

LEGEND I 圖例 1

A/C PLANT ROOM (UNCOVERED)	= Air Conditioner Plant Room (uncovered) 空調機房 (沒有上蓋)	CD	= Cable Duct 電線管道槽
A/C PLANT ROOM	= Air Conditioner Plant Room 空調機房	CFR	= Common Flat Roof 公用平台
A/C PLATFORM	= Air Conditioner Platform 空調機平台	CPR	= Common Pitched Roof 公用傾斜屋頂
A/C PLATFORM ABOVE	= Air Conditioner Platform Above 上層空調機平台	CONS	= Conservatory 溫室
ACOUSTIC FIN	= 隔音牆	CURTAIN WALL ABOVE	= 上方之幕牆
AD	= Air Duct 通風管道槽	DN	= Down 下
AF	= Architectural Feature 建築裝飾	DIN	= Dining Room 飯廳
AF ABOVE	= Architectural Feature Above 上層建築裝飾	DOG HOUSE	= Mechanical & Electrical Services Duct Connecting to the Floor Below 連接下層的機電設施管道
AF ON 1/F	= 建築裝飾於1樓	DPMR	= Drainage Pipe Maintenance Room 排水管維修房
B	= Bathroom 浴室	ELV	= Extra Low Voltage Duct 低電壓管道
BAL	= Balcony 露台	EMR	= Electricity Meter Room 電錶房
BALCONY ABOVE	= Balcony above 上層露台	ENTRANCE HALL	= 入口大堂
BR	= Bedroom 睡房	FAMILY ROOM	= 家庭廳
BUILDING LINE ABOVE	= 上方之建築邊線	FLAT ROOF	= 平台
CANOPY	= 簷篷	GARDEN	= 花園
CANOPY ABOVE	= 上層簷篷	HR	= Hose Reel 消防喉轆

Tower 9 座　2/F - 6/F (4/F is omitted) 2樓-6樓(不設4樓)

Description 描述		Flat 單位				
		A	B	C	D	E
Floor-to-floor height (refers to the height between the top surface of the structural slab of a floor and the top surface of the structural slab of its immediate upper floor) of each residential property (m) 每個住宅物業的層與層之間的高度(指該樓層之石屎地台面與上一層石屎地台面之高度距離)(米)	2/F-5/F 2樓-5樓	3.375				
	6/F 6樓	3.150 3.500 3.850	3.150 3.500 3.550	3.150 3.500		3.150 3.200 3.450 3.475 3.500 3.535 3.550 3.710 3.850
Thickness of the floor slabs (excluding plaster) of each residential property (mm) 每個住宅物業的樓板(不包括灰泥)的厚度(毫米)	2/F-6/F 2樓-6樓	150 175 200 225	150 175			150 175 200

The internal areas of the residential properties on the upper floors will generally be slightly larger than those on the lower floors because of the reducing thickness of the structural walls on the upper floors.
因住宅物業的較高樓層的結構牆的厚度遞減，較高樓層的內部面積，一般比較低樓層的內部面積稍大。

Remarks : 1. The dimensions in the floor plans are all structural dimensions in millimetre.
2. The entrance hall (serving as a private lift lobby), if any, and conservatory form part of a residential property, are not common part of the Development. Where applicable, the saleable area of the relevant residential properties specified in the section "Area of Residential Properties in the Development" already includes the floor areas of such entrance hall and conservatory. The Authorised Person for the Development has certified that (a) there is no restriction on the usage of such entrance hall and conservatory which will affect owner's enjoyment of the relevant residential property and (b) such entrance hall and conservatory are made for the exclusive use of the owner of the relevant residential property.

備註：1. 樓面平面圖之尺規所列數字為以毫米標示之建築結構尺寸。
2. 入口大堂(作為私人升降機大堂)(如有)及溫室屬住宅物業一部分，並非發展項目之公用部分。如適用，在「發展項目中的住宅物業的面積」部分內所列出的有關住宅物業之實用面積包括該入口大堂及溫室之樓面面積。發展項目的認可人士已證明入口大堂及溫室(a)在使用上沒有限制亦不會對相關住宅物業業主享用該住宅物業造成影響及(b)是專供相關住宅物業業主使用而設。

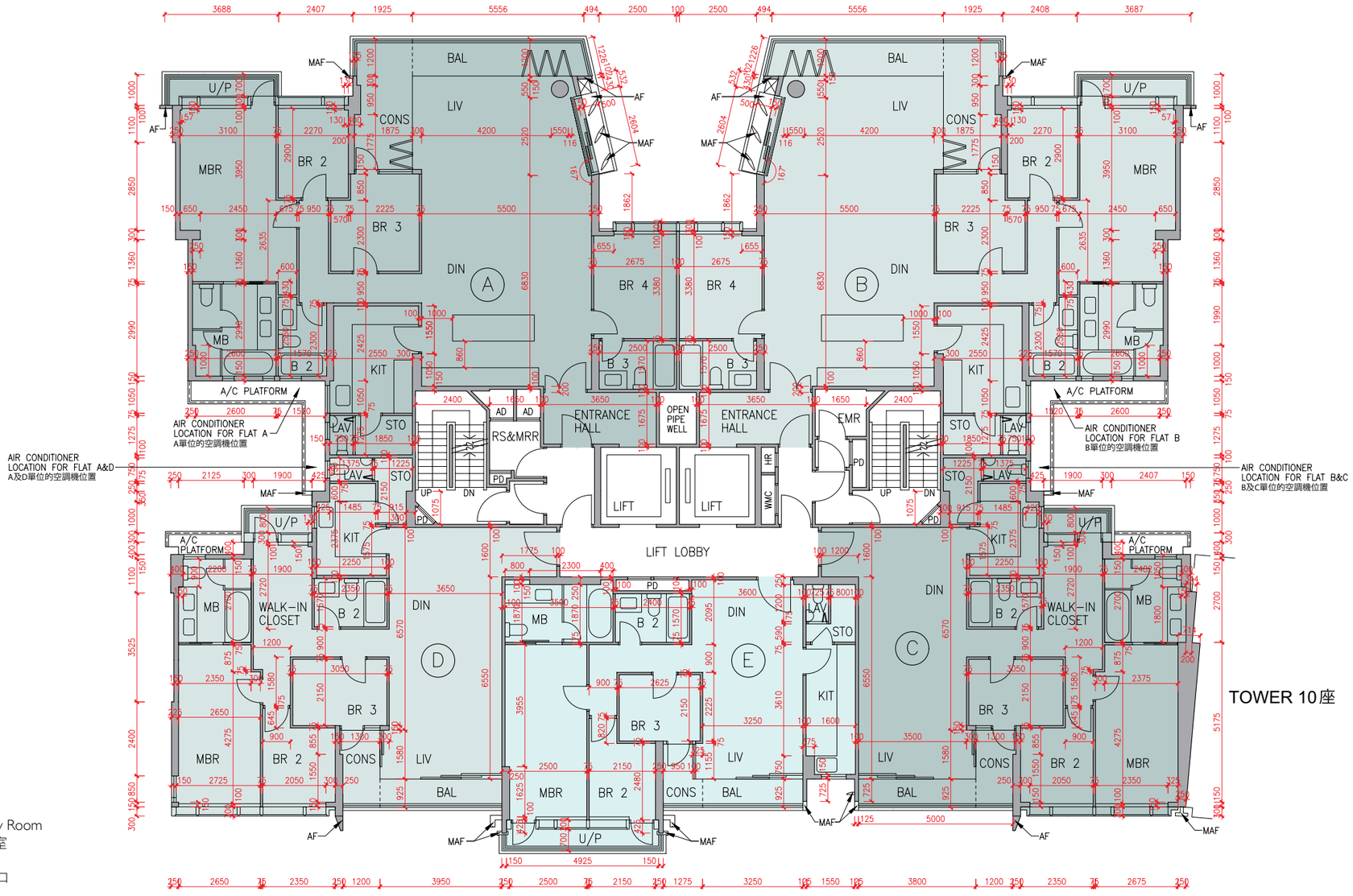

LEGEND 2　圖例 2

JACUZZI	= 按摩池	RS & MRR	= Refuse Storage & Material Recovery Room 垃圾及物料回收室
KIT	= Kitchen 廚房	SKYLIGHT	= 天窗
LAV	= Lavatory 洗手間	SV	= Smoke Vent 排煙口
LIFT	= 升降機	STO	= Store 儲物房
LIFT LOBBY	= 升降機大堂	SWIMMING POOL	= 游泳池
LIFT SHAFT	= 升降機槽	TOP OF BALCONY	= 下層露台上蓋
LIV	= Living Room 客廳	TOP OF CURTAIN WALL	= 幕牆頂部
LIV / DIN	= Living / Dining Room 客/飯廳	TOP OF U/P	= Top of Utility Platform 下層工作平台上蓋
MAF	= Metal Architectural Feature 金屬建築裝飾	UP	= Up 上
MBR	= Master Bedroom 主人睡房	U/P	= Utility Platform 工作平台
MB	= Master Bathroom 主人浴室	U/P ABOVE	= Utility Platform Above 上層工作平台
OPEN PIPE WELL	= 開放式管道井	VOID	= 中空
OWM	= Openable Window For Maintenance 維修窗口	VOID ABOVE	= 上層中空
PANTRY	= 備餐間	WALK-IN CLOSET	= 衣帽間
PLANTER	= 花槽	WMC	= Water Meter Cabinet 水錶箱
PITCHED ROOF	= 斜天台	WMR	= Water Meter Room 水錶房
PD	= Pipe Duct 管道槽		
PLANTER	= 花槽		
ROOF	= 天台		

N

Scale 比例
0M/米　5M/米

Tower 9 座　7/F 7樓

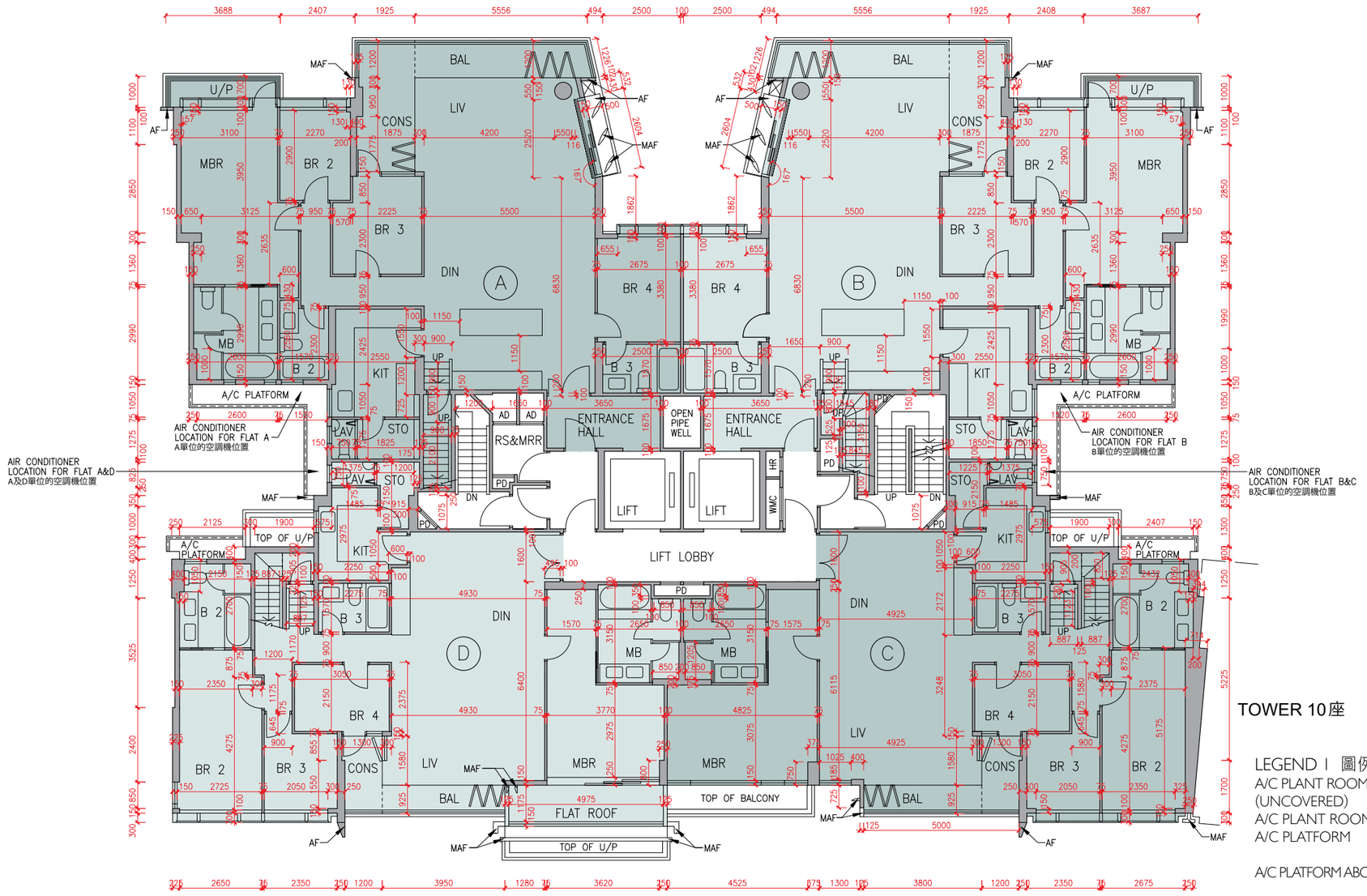

Description 描述		Flat 單位 A	B	C	D
Floor-to-floor height (refers to the height between the top surface of the structural slab of a floor and the top surface of the structural slab of its immediate upper floor) of each residential property (m) 每個住宅物業的層與層之間的高度(指該樓層之石屎地台面與上一層石屎地台面之高度距離)(米)	7/F 7樓	3.500 3.540 3.550 3.710 3.850 3.950		3.460 3.500 3.550 3.800 3.850 3.950	
Thickness of the floor slabs (excluding plaster) of each residential property (mm) 每個住宅物業的樓板(不包括灰泥)的厚度(毫米)	7/F 7樓	150 175 200 225		150 175 200	

The internal areas of the residential properties on the upper floors will generally be slightly larger than those on the lower floors because of the reducing thickness of the structural walls on the upper floors.
因住宅物業的較高樓層的結構牆的厚度遞減，較高樓層的內部面積，一般比較低樓層的內部面積稍大。

Remarks : 1. The dimensions in the floor plans are all structural dimensions in millimetre.
2. The entrance hall (serving as a private lift lobby), if any, and conservatory form part of a residential property, are not common part of the Development. Where applicable, the saleable area of the relevant residential properties specified in the section "Area of Residential Properties in the Development" already includes the floor areas of such entrance hall and conservatory. The Authorised Person for the Development has certified that (a) there is no restriction on the usage of such entrance hall and conservatory which will affect owner's enjoyment of the relevant residential property and (b) such entrance hall and conservatory are made for the exclusive use of the owner of the relevant residential property.

備註： 1. 樓面平面圖之尺規所列數字為以毫米標示之建築結構尺寸。
2. 入口大堂(作為私人升降機大堂)(如有)及溫室屬住宅物業一部分，並非發展項目之公用部分。如適用，在「發展項目中的住宅物業的面積」部分內所列出的有關住宅物業之實用面積包括該入口大堂及溫室之樓面面積。發展項目的認可人士已證明入口大堂及溫室(a)在使用上沒有限制亦不會對相關住宅物業業主享用該住宅物業造成影響及(b)是專供相關住宅物業業主使用而設。

TOWER 10座

LEGEND I 圖例 1

A/C PLANT ROOM (UNCOVERED)	= Air Conditioner Plant Room (uncovered) 空調機房 (沒有上蓋)	CD	= Cable Duct 電線管道槽
A/C PLANT ROOM	= Air Conditioner Plant Room 空調機房	CFR	= Common Flat Roof 公用平台
A/C PLATFORM	= Air Conditioner Platform 空調機平台	CPR	= Common Pitched Roof 公用傾斜屋頂
A/C PLATFORM ABOVE	= Air Conditioner Platform Above 上層空調機平台	CONS	= Conservatory 溫室
ACOUSTIC FIN	= 隔音牆	CURTAIN WALL ABOVE	= 上方之幕牆
AD	= Air Duct 通風管道槽	DN	= Down 下
AF	= Architectural Feature 建築裝飾	DIN	= Dining Room 飯廳
AF ABOVE	= Architectural Feature Above 上層建築裝飾	DOG HOUSE	= Mechanical & Electrical Services Duct Connecting to the Floor Below 連接下層的機電設施管道
AF ON 1/F	= 建築裝飾於1樓	DPMR	= Drainage Pipe Maintenance Room 排水管維修房
B	= Bathroom 浴室	ELV	= Extra Low Voltage Duct 低電壓管道
BAL	= Balcony 露台	EMR	= Electricity Meter Room 電錶房
BALCONY ABOVE	= Balcony above 上層露台	ENTRANCE HALL	= 入口大堂
BR	= Bedroom 睡房	FAMILY ROOM	= 家庭廳
BUILDING LINE ABOVE	= 上方之建築邊線	FLAT ROOF	= 平台
CANOPY	= 簷篷	GARDEN	= 花園
CANOPY ABOVE	= 上層簷篷	HR	= Hose Reel 消防喉轆

N

Scale 比例　0M/米　5M/米

Tower 9 座　Roof 天台

The internal areas of the residential properties on the upper floors will generally be slightly larger than those on the lower floors because of the reducing thickness of the structural walls on the upper floors.
因住宅物業的較高樓層的結構牆的厚度遞減，較高樓層的內部面積，一般比較低樓層的內部面積稍大。

Remark : The dimensions in the floor plans are all structural dimensions in millimetre.
備註：樓面平面圖之尺規所列數字為以毫米標示之建築結構尺寸。

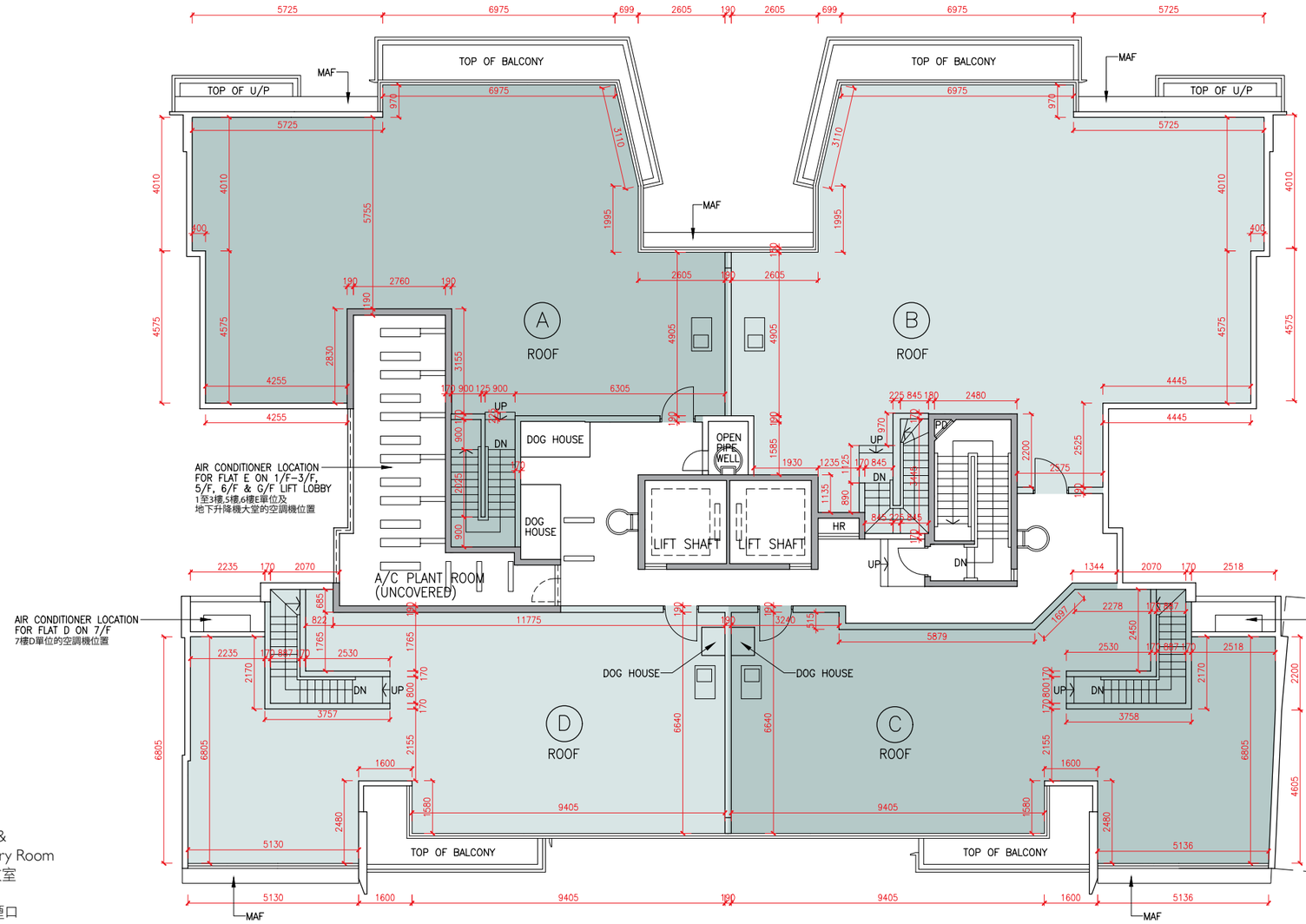

LEGEND 2　圖例 2

JACUZZI	= 按摩池	RS & MRR	= Refuse Storage & Material Recovery Room 垃圾及物料回收室
KIT	= Kitchen 廚房	SKYLIGHT	= 天窗
LAV	= Lavatory 洗手間	SV	= Smoke Vent 排煙口
LIFT	= 升降機	STO	= Store 儲物房
LIFT LOBBY	= 升降機大堂	SWIMMING POOL	= 游泳池
LIFT SHAFT	= 升降機槽	TOP OF BALCONY	= 下層露台上蓋
LIV	= Living Room 客廳	TOP OF CURTAIN WALL	= 幕牆頂部
LIV / DIN	= Living / Dining Room 客/飯廳	TOP OF U/P	= Top of Utility Platform 下層工作平台上蓋
MAF	= Metal Architectural Feature 金屬建築裝飾	UP	= Up 上
MBR	= Master Bedroom 主人睡房	U/P	= Utility Platform 工作平台
MB	= Master Bathroom 主人浴室	U/P ABOVE	= Utility Platform Above 上層工作平台
OPEN PIPE WELL	= 開放式管道井	VOID	= 中空
OWM	= Openable Window For Maintenance 維修窗口	VOID ABOVE	= 上層中空
PANTRY	= 備餐間	WALK-IN CLOSET	= 衣帽間
PLANTER	= 花槽	WMC	= Water Meter Cabinet 水錶箱
PITCHED ROOF	= 斜天台	WMR	= Water Meter Room 水錶房
PD	= Pipe Duct 管道槽		
PLANTER	= 花槽		
ROOF	= 天台		

N

Scale 比例
0M/米　5M/米

發展項目的住宅物業的樓面平面圖

Tower 10座　G/F 地下

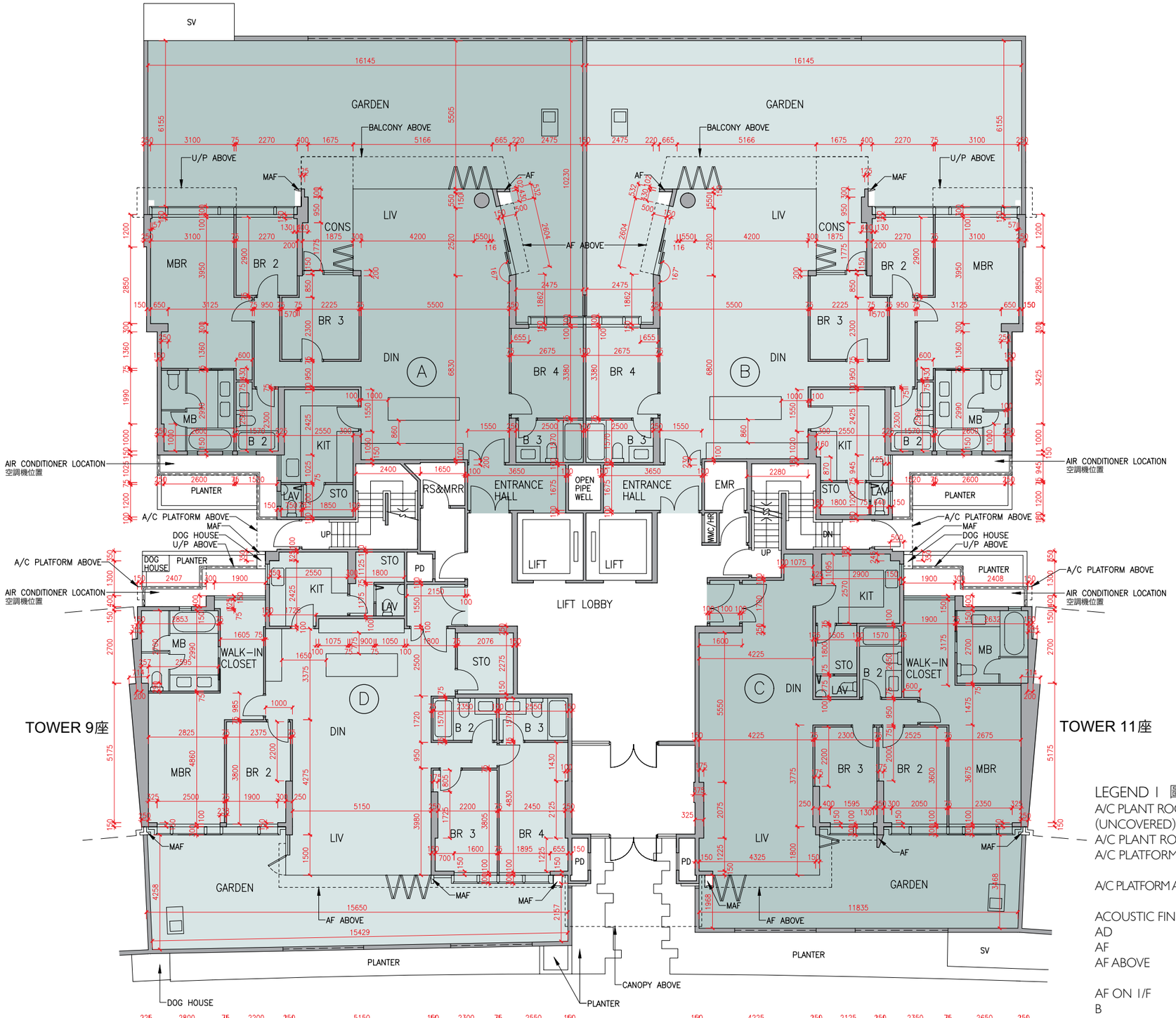

Description 描述		Flat 單位 A	B	C	D
Floor-to-floor height (refers to the height between the top surface of the structural slab of a floor and the top surface of the structural slab of its immediate upper floor) of each residential property (m) 每個住宅物業的層與層之間的高度(指該樓層之石屎地台面與上一層石屎地台面之高度距離)(米)	G/F 地下	3.050 3.150 3.350 3.390 3.450 3.500 3.550 3.700 4.000 4.050	3.150 3.200 3.450 3.500 3.550 3.850 3.900	3.150 3.200 3.300 3.450 3.500 3.550 3.850 3.900	
Thickness of the floor slabs (excluding plaster) of each residential property (mm) 每個住宅物業的樓板(不包括灰泥)的厚度(毫米)	G/F 地下	150 175 200 225	150 175 200	150 200	

The internal areas of the residential properties on the upper floors will generally be slightly larger than those on the lower floors because of the reducing thickness of the structural walls on the upper floors.

因住宅物業的較高樓層的結構牆的厚度遞減，較高樓層的內部面積，一般比較低樓層的內部面積稍大。

Remarks : 1. The dimensions in the floor plans are all structural dimensions in millimetre.

2. The entrance hall (serving as a private lift lobby), if any, and conservatory, if any, form part of a residential property, are not common part of the Development. Where applicable, the saleable area of the relevant residential properties specified in the section "Area of Residential Properties in the Development" already includes the floor areas of such entrance hall and conservatory. The Authorised Person for the Development has certified that (a) there is no restriction on the usage of such entrance hall and conservatory which will affect owner's enjoyment of the relevant residential property and (b) such entrance hall and conservatory are made for the exclusive use of the owner of the relevant residential property.

備註： 1. 樓面平面圖之尺規所列數字為以毫米標示之建築結構尺寸。

2. 入口大堂(作為私人升降機大堂)(如有)及溫室(如有)屬住宅物業一部分，並非發展項目之公用部分。如適用，在「發展項目中的住宅物業的面積」部分內所列出的有關住宅物業之實用面積包括該入口大堂及溫室之樓面面積。發展項目的認可人士已證明入口大堂及溫室(a)在使用上沒有限制亦不會對相關住宅物業業主享用該住宅物業造成影響及(b)是專供相關住宅物業業主使用而設。

LEGEND I 圖例 1

A/C PLANT ROOM (UNCOVERED)	= Air Conditioner Plant Room (uncovered) 空調機房 (沒有上蓋)	CD	= Cable Duct 電線管道槽
A/C PLANT ROOM	= Air Conditioner Plant Room 空調機房	CFR	= Common Flat Roof 公用平台
A/C PLATFORM	= Air Conditioner Platform 空調機平台	CPR	= Common Pitched Roof 公用傾斜屋頂
A/C PLATFORM ABOVE	= Air Conditioner Platform Above 上層空調機平台	CONS	= Conservatory 溫室
ACOUSTIC FIN	= 隔音牆	CURTAIN WALL ABOVE	= 上方之幕牆
AD	= Air Duct 通風管道槽	DN	= Down 下
AF	= Architectural Feature 建築裝飾	DIN	= Dining Room 飯廳
AF ABOVE	= Architectural Feature Above 上層建築裝飾	DOG HOUSE	= Mechanical & Electrical Services Duct Connecting to the Floor Below 連接下層的機電設施管道
AF ON 1/F	= 建築裝飾於1樓	DPMR	= Drainage Pipe Maintenance Room 排水管維修房
B	= Bathroom 浴室	ELV	= Extra Low Voltage Duct 低電壓管道
BAL	= Balcony 露台	EMR	= Electricity Meter Room 電錶房
BALCONY ABOVE	= Balcony above 上層露台	ENTRANCE HALL	= 入口大堂
BR	= Bedroom 睡房	FAMILY ROOM	= 家庭廳
BUILDING LINE ABOVE	= 上方之建築邊線	FLAT ROOM	= 平台
CANOPY	= 簷篷	GARDEN	= 花園
CANOPY ABOVE	= 上層簷篷	HR	= Hose Reel 消防喉轆

發展項目的住宅物業的樓面平面圖

Tower 10 座　1/F 1樓

Description 描述		Flat 單位 A	B	C	D	E
Floor-to-floor height (refers to the height between the top surface of the structural slab of a floor and the top surface of the structural slab of its immediate upper floor) of each residential property (m) 每個住宅物業的層與層之間的高度(指該樓層之石屎地台面與上一層石屎地台面之高度距離)(米)	1/F 1樓	3.375	3.375 3.425 3.465 3.725	3.025 3.365 3.375 3.425 3.725	3.025 3.365 3.375 3.425 3.465 3.725
Thickness of the floor slabs (excluding plaster) of each residential property (mm) 每個住宅物業的樓板(不包括灰泥)的厚度(毫米)	1/F 1樓	150 175 200 225	150 175		150 175 200

The internal areas of the residential properties on the upper floors will generally be slightly larger than those on the lower floors because of the reducing thickness of the structural walls on the upper floors.

因住宅物業的較高樓層的結構牆的厚度遞減，較高樓層的內部面積，一般比較低樓層的內部面積稍大。

Remarks : 1. The dimensions in the floor plans are all structural dimensions in millimetre.
2. The entrance hall (serving as a private lift lobby), if any, and conservatory form part of a residential property, are not common part of the Development. Where applicable, the saleable area of the relevant residential properties specified in the section "Area of Residential Properties in the Development" already includes the floor areas of such entrance hall and conservatory. The Authorised Person for the Development has certified that (a) there is no restriction on the usage of such entrance hall and conservatory which will affect owner's enjoyment of the relevant residential property and (b) such entrance hall and conservatory are made for the exclusive use of the owner of the relevant residential property.

備註： 1. 樓面平面圖之尺規所列數字為以毫米標示之建築結構尺寸。
2. 入口大堂(作為私人升降機大堂)(如有)及溫室屬住宅物業一部分，並非發展項目之公用部分。如適用，在「發展項目中的住宅物業的面積」部分內所列出的有關住宅物業之實用面積包括該入口大堂及溫室之樓面面積。發展項目的認可人士已證明入口大堂及溫室(a)在使用上沒有限制亦不會對相關住宅物業業主享用該住宅物業造成影響及(b)是專供相關住宅物業業主使用而設。

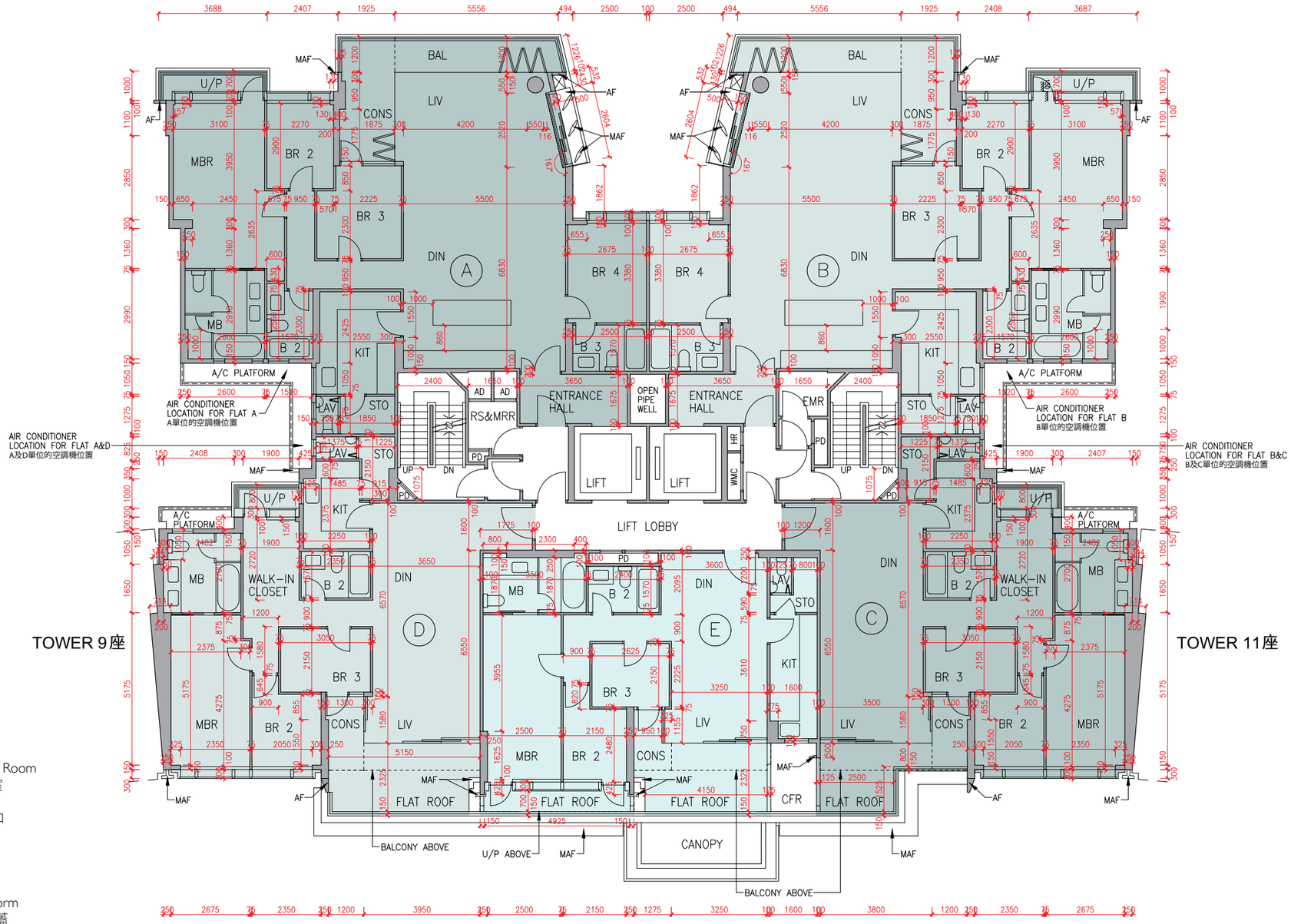

LEGEND 2　圖例 2

JACUZZI	= 按摩池	RS & MRR	= Refuse Storage & Material Recovery Room 垃圾及物料回收室
KIT	= Kitchen 廚房	SKYLIGHT	= 天窗
LAV	= Lavatory 洗手間	SV	= Smoke Vent 排煙口
LIFT	= 升降機	STO	= Store 儲物房
LIFT LOBBY	= 升降機大堂	SWIMMING POOL	= 游泳池
LIFT SHAFT	= 升降機槽	TOP OF BALCONY	= 下層露台上蓋
LIV	= Living Room 客廳	TOP OF CURTAIN WALL	= 幕牆頂部
LIV / DIN	= Living / Dining Room 客/飯廳	TOP OF U/P	= Top of Utility Platform 下層工作平台上蓋
MAF	= Metal Architectural Feature 金屬建築裝飾	UP	= Up 上
MBR	= Master Bedroom 主人睡房	U/P	= Utility Platform 工作平台
MB	= Master Bathroom 主人浴室	U/P ABOVE	= Utility Platform Above 上層工作平台
OPEN PIPE WELL	= 開放式管道井	VOID	= 中空
OWM	= Openable Window For Maintenance 維修窗口	VOID ABOVE	= 上層中空
PANTRY	= 備餐間	WALK-IN CLOSET	= 衣帽間
PLANTER	= 花槽	WMC	= Water Meter Cabinet 水錶箱
PITCHED ROOF	= 斜天台	WMR	= Water Meter Room 水錶房
PD	= Pipe Duct 管道槽		
PLANTER	= 花槽		
ROOF	= 天台		

N

Scale 比例　0M/米　5M/米

發展項目的住宅物業的樓面平面圖

Tower 10 座　2/F - 6/F (4/F is omitted) 2樓-6樓(不設4樓)

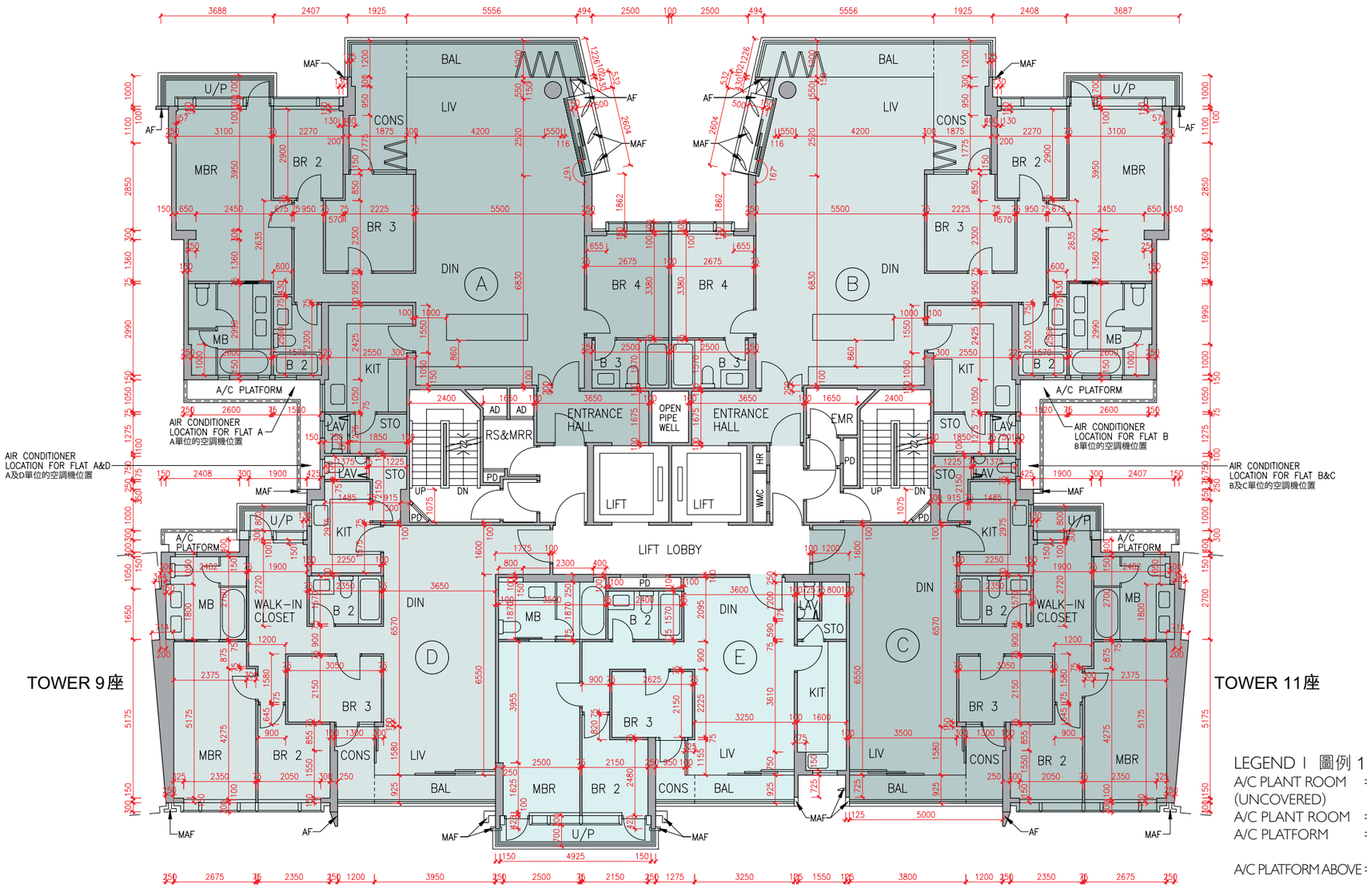

Description 描述		Flat 單位				
		A	B	C	D	E
Floor-to-floor height (refers to the height between the top surface of the structural slab of a floor and the top surface of the structural slab of its immediate upper floor) of each residential property (m) 每個住宅物業的層與層之間的高度(指該樓層之石屎地台面與上一層石屎地台面之高度距離)(米)	2/F-5/F 2樓-5樓	3.375				
	6/F 6樓	3.150 3.500 3.850	3.150 3.500 3.550	3.150 3.500		3.150 3.200 3.450 3.475 3.500 3.535 3.550 3.710 3.850
Thickness of the floor slabs (excluding plaster) of each residential property (mm) 每個住宅物業的樓板(不包括灰泥)的厚度(毫米)	2/F-6/F 2樓-6樓	150 175 200 225	150 175			150 175 200

The internal areas of the residential properties on the upper floors will generally be slightly larger than those on the lower floors because of the reducing thickness of the structural walls on the upper floors.

因住宅物業的較高樓層的結構牆的厚度遞減，較高樓層的內部面積，一般比較低樓層的內部面積稍大。

Remarks : 1. The dimensions in the floor plans are all structural dimensions in millimetre.

2. The entrance hall (serving as a private lift lobby), if any, and conservatory form part of a residential property, are not common part of the Development. Where applicable, the saleable area of the relevant residential properties specified in the section "Area of Residential Properties in the Development" already includes the floor areas of such entrance hall and conservatory. The Authorised Person for the Development has certified that (a) there is no restriction on the usage of such entrance hall and conservatory which will affect owner's enjoyment of the relevant residential property and (b) such entrance hall and conservatory are made for the exclusive use of the owner of the relevant residential property.

備註： 1. 樓面平面圖之尺規所列數字為以毫米標示之建築結構尺寸。

2. 入口大堂(作為私人升降機大堂)(如有)及溫室屬住宅物業一部分，並非發展項目之公用部分。如適用，在「發展項目中的住宅物業的面積」部分內所列出的有關住宅物業之實用面積包括該入口大堂及溫室之樓面面積。發展項目的認可人士已證明入口大堂及溫室(a)在使用上沒有限制亦不會對相關住宅物業業主享用該住宅物業造成影響及(b)是專供相關住宅物業業主使用而設。

LEGEND I 圖例 1

A/C PLANT ROOM (UNCOVERED)	= Air Conditioner Plant Room (uncovered) 空調機房 (沒有上蓋)	CD	= Cable Duct 電線管道槽
A/C PLANT ROOM	= Air Conditioner Plant Room 空調機房	CFR	= Common Flat Roof 公用平台
A/C PLATFORM	= Air Conditioner Platform 空調機平台	CPR	= Common Pitched Roof 公用傾斜屋頂
A/C PLATFORM ABOVE	= Air Conditioner Platform Above 上層空調機平台	CONS	= Conservatory 溫室
ACOUSTIC FIN	= 隔音牆	CURTAIN WALL ABOVE	= 上方之幕牆
AD	= Air Duct 通風管道槽	DN	= Down 下
AF	= Architectural Feature 建築裝飾	DIN	= Dining Room 飯廳
AF ABOVE	= Architectural Feature Above 上層建築裝飾	DOG HOUSE	= Mechanical & Electrical Services Duct Connecting to the Floor Below 連接下層的機電設施管道
AF ON 1/F	= 建築裝飾於1樓	DPMR	= Drainage Pipe Maintenance Room 排水管維修房
B	= Bathroom 浴室	ELV	= Extra Low Voltage Duct 低電壓管道
BAL	= Balcony 露台	EMR	= Electricity Meter Room 電錶房
BALCONY ABOVE	= Balcony above 上層露台	ENTRANCE HALL	= 入口大堂
BR	= Bedroom 睡房	FAMILY ROOM	= 家庭廳
BUILDING LINE ABOVE	= 上方之建築邊線	FLAT ROOF	= 平台
CANOPY	= 簷篷	GARDEN	= 花園
CANOPY ABOVE	= 上層簷篷	HR	= Hose Reel 消防喉轆

Tower 10 座　7/F 7樓

Description 描述		Flat 單位 A	B	C	D
Floor-to-floor height (refers to the height between the top surface of the structural slab of a floor and the top surface of the structural slab of its immediate upper floor) of each residential property (m) 每個住宅物業的層與層之間的高度(指該樓層之石屎地台面與上一層石屎地台面之高度距離)(米)	7/F 7樓	3.500 3.540 3.550 3.710 3.850 3.950		3.460 3.500 3.550 3.800 3.850 3.950	
Thickness of the floor slabs (excluding plaster) of each residential property (mm) 每個住宅物業的樓板(不包括灰泥)的厚度(毫米)	7/F 7樓	150 175 200 225		150 175 200	

The internal areas of the residential properties on the upper floors will generally be slightly larger than those on the lower floors because of the reducing thickness of the structural walls on the upper floors.
因住宅物業的較高樓層的結構牆的厚度遞減，較高樓層的內部面積，一般比較低樓層的內部面積稍大。

Remarks : 1. The dimensions in the floor plans are all structural dimensions in millimetre.
2. The entrance hall (serving as a private lift lobby), if any, and conservatory form part of a residential property, are not common part of the Development. Where applicable, the saleable area of the relevant residential properties specified in the section "Area of Residential Properties in the Development" already includes the floor areas of such entrance hall and conservatory. The Authorised Person for the Development has certified that (a) there is no restriction on the usage of such entrance hall and conservatory which will affect owner's enjoyment of the relevant residential property and (b) such entrance hall and conservatory are made for the exclusive use of the owner of the relevant residential property.

備註： 1. 樓面平面圖之尺規所列數字為以毫米標示之建築結構尺寸。
2. 入口大堂(作為私人升降機大堂)(如有)及溫室屬住宅物業一部分，並非發展項目之公用部分。如適用，在「發展項目中的住宅物業的面積」部分內所列出的有關住宅物業之實用面積包括該入口大堂及溫室之樓面面積。發展項目的認可人士已證明入口大堂及溫室(a)在使用上沒有限制亦不會對相關住宅物業業主享用該住宅物業造成影響及(b)是專供相關住宅物業業主使用而設。

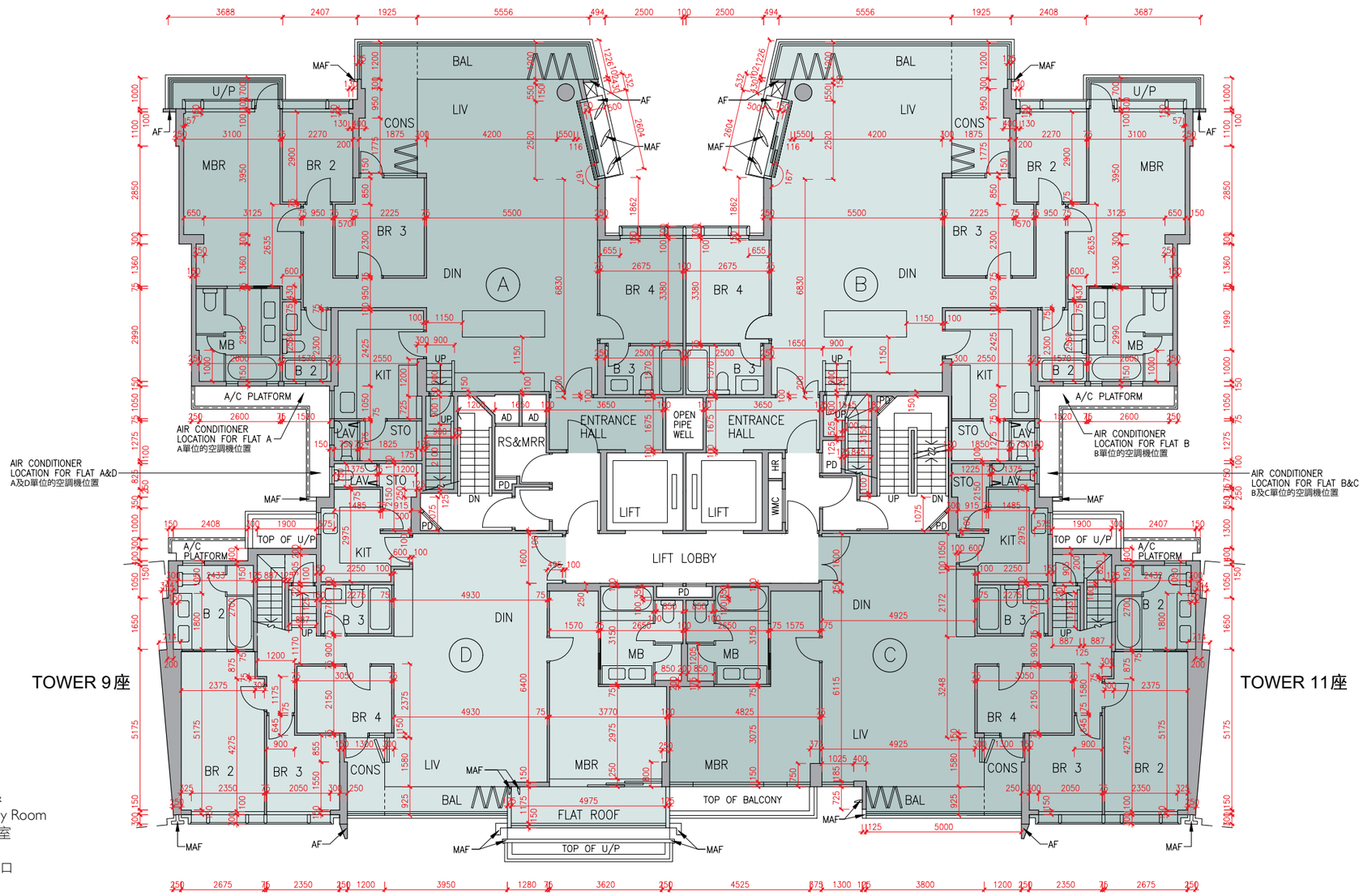

LEGEND 2　圖例 2

JACUZZI	= 按摩池	RS & MRR	= Refuse Storage & Material Recovery Room 垃圾及物料回收室
KIT	= Kitchen 廚房	SKYLIGHT	= 天窗
LAV	= Lavatory 洗手間	SV	= Smoke Vent 排煙口
LIFT	= 升降機	STO	= Store 儲物房
LIFT LOBBY	= 升降機大堂	SWIMMING POOL	= 游泳池
LIFT SHAFT	= 升降機槽	TOP OF BALCONY	= 下層露台上蓋
LIV	= Living Room 客廳	TOP OF CURTAIN WALL	= 幕牆頂部
LIV / DIN	= Living / Dining Room 客/飯廳	TOP OF U/P	= Top of Utility Platform 下層工作平台上蓋
MAF	= Metal Architectural Feature 金屬建築裝飾	UP	= Up 上
MBR	= Master Bedroom 主人睡房	U/P	= Utility Platform 工作平台
MB	= Master Bathroom 主人浴室	U/P ABOVE	= Utility Platform Above 上層工作平台
OPEN PIPE WELL	= 開放式管道井	VOID	= 中空
OWM	= Openable Window For Maintenance 維修窗口	VOID ABOVE	= 上層中空
PANTRY	= 備餐間	WALK-IN CLOSET	= 衣帽間
PLANTER	= 花槽	WMC	= Water Meter Cabinet 水錶箱
PITCHED ROOF	= 斜天台	WMR	= Water Meter Room 水錶房
PD	= Pipe Duct 管道槽		
PLANTER	= 花槽		
ROOF	= 天台		

N

Scale 比例
0M/米　5M/米

Tower 10 座　Roof 天台

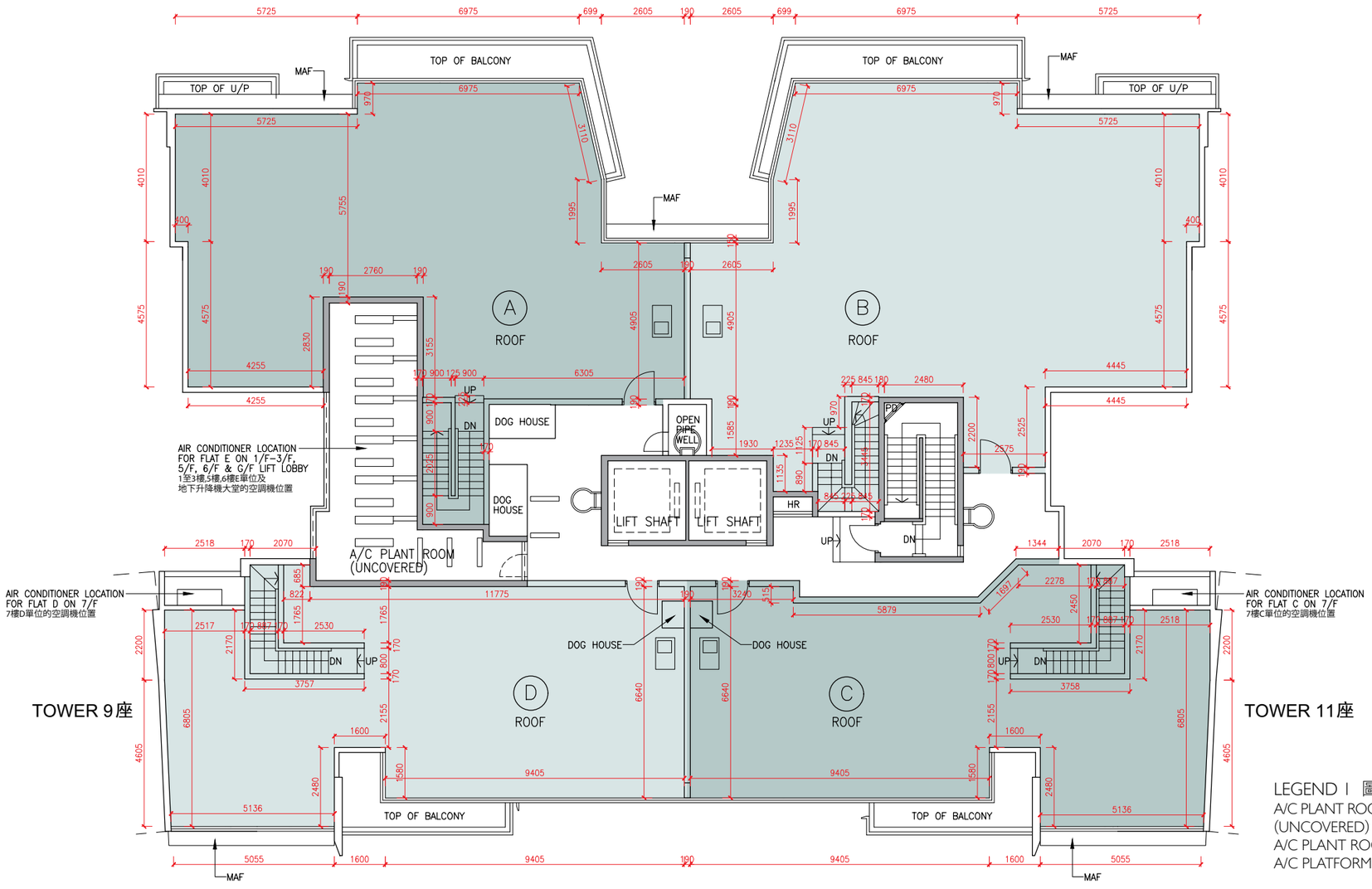

The internal areas of the residential properties on the upper floors will generally be slightly larger than those on the lower floors because of the reducing thickness of the structural walls on the upper floors.
因住宅物業的較高樓層的結構牆的厚度遞減，較高樓層的內部面積，一般比較低樓層的內部面積稍大。

Remark : The dimensions in the floor plans are all structural dimensions in millimetre.
備註：樓面平面圖之尺規所列數字為以毫米標示之建築結構尺寸。

LEGEND I 圖例 1

A/C PLANT ROOM (UNCOVERED)	= Air Conditioner Plant Room (uncovered) 空調機房 (沒有上蓋)	CD	= Cable Duct 電線管道槽
A/C PLANT ROOM	= Air Conditioner Plant Room 空調機房	CFR	= Common Flat Roof 公用平台
A/C PLATFORM	= Air Conditioner Platform 空調機平台	CPR	= Common Pitched Roof 公用傾斜屋頂
A/C PLATFORM ABOVE	= Air Conditioner Platform Above 上層空調機平台	CONS	= Conservatory 溫室
ACOUSTIC FIN	= 隔音牆	CURTAIN WALL ABOVE	= 上方之幕牆
AD	= Air Duct 通風管道槽	DN	= Down 下
AF	= Architectural Feature 建築裝飾	DIN	= Dining Room 飯廳
AF ABOVE	= Architectural Feature Above 上層建築裝飾	DOG HOUSE	= Mechanical & Electrical Services Duct Connecting to the Floor Below 連接下層的機電設施管道
AF ON 1/F	= 建築裝飾於1樓	DPMR	= Drainage Pipe Maintenance Room 排水管維修房
B	= Bathroom 浴室	ELV	= Extra Low Voltage Duct 低電壓管道
BAL	= Balcony 露台	EMR	= Electricity Meter Room 電錶房
BALCONY ABOVE	= Balcony above 上層露台	ENTRANCE HALL	= 入口大堂
BR	= Bedroom 睡房	FAMILY ROOM	= 家庭廳
BUILDING LINE ABOVE	= 上方之建築邊線	FLAT ROOF	= 平台
CANOPY	= 簷篷	GARDEN	= 花園
CANOPY ABOVE	= 上層簷篷	HR	= Hose Reel 消防喉轆

N

Scale 比例　0M/米　5M/米

發展項目的住宅物業的樓面平面圖

Tower 11 座　G/F 地下

Description 描述		Flat 單位 A	B	C	D
Floor-to-floor height (refers to the height between the top surface of the structural slab of a floor and the top surface of the structural slab of its immediate upper floor) of each residential property (m) 每個住宅物業的層與層之間的高度(指該樓層之石屎地台面與上一層石屎地台面之高度距離)(米)	G/F 地下	3.050 3.150 3.350 3.390 3.450 3.500 3.550 3.700 4.000 4.050	3.150 3.200 3.450 3.500 3.550 3.850 3.900	3.150 3.200 3.300 3.450 3.500 3.550 3.850 3.900	
Thickness of the floor slabs (excluding plaster) of each residential property (mm) 每個住宅物業的樓板(不包括灰泥)的厚度(毫米)	G/F 地下	150 175 200 225	150 175 200	150 200	

The internal areas of the residential properties on the upper floors will generally be slightly larger than those on the lower floors because of the reducing thickness of the structural walls on the upper floors.
因住宅物業的較高樓層的結構牆的厚度遞減，較高樓層的內部面積，一般比較低樓層的內部面積稍大。

Remarks : 1. The dimensions in the floor plans are all structural dimensions in millimetre.
2. The entrance hall (serving as a private lift lobby), if any, and conservatory, if any, form part of a residential property, are not common part of the Development. Where applicable, the saleable area of the relevant residential properties specified in the section "Area of Residential Properties in the Development" already includes the floor areas of such entrance hall and conservatory. The Authorised Person for the Development has certified that (a) there is no restriction on the usage of such entrance hall and conservatory which will affect owner's enjoyment of the relevant residential property and (b) such entrance hall and conservatory are made for the exclusive use of the owner of the relevant residential property.

備註：1. 樓面平面圖之尺規所列數字為以毫米標示之建築結構尺寸。
2. 入口大堂(作為私人升降機大堂)(如有)及溫室(如有)屬住宅物業一部分，並非發展項目之公用部分。如適用，在「發展項目中的住宅物業的面積」部分內所列出的有關住宅物業之實用面積包括該入口大堂及溫室之樓面面積。發展項目的認可人士已證明入口大堂及溫室(a)在使用上沒有限制亦不會對相關住宅物業業主享用該住宅物業造成影響及(b)是專供相關住宅物業業主使用而設。

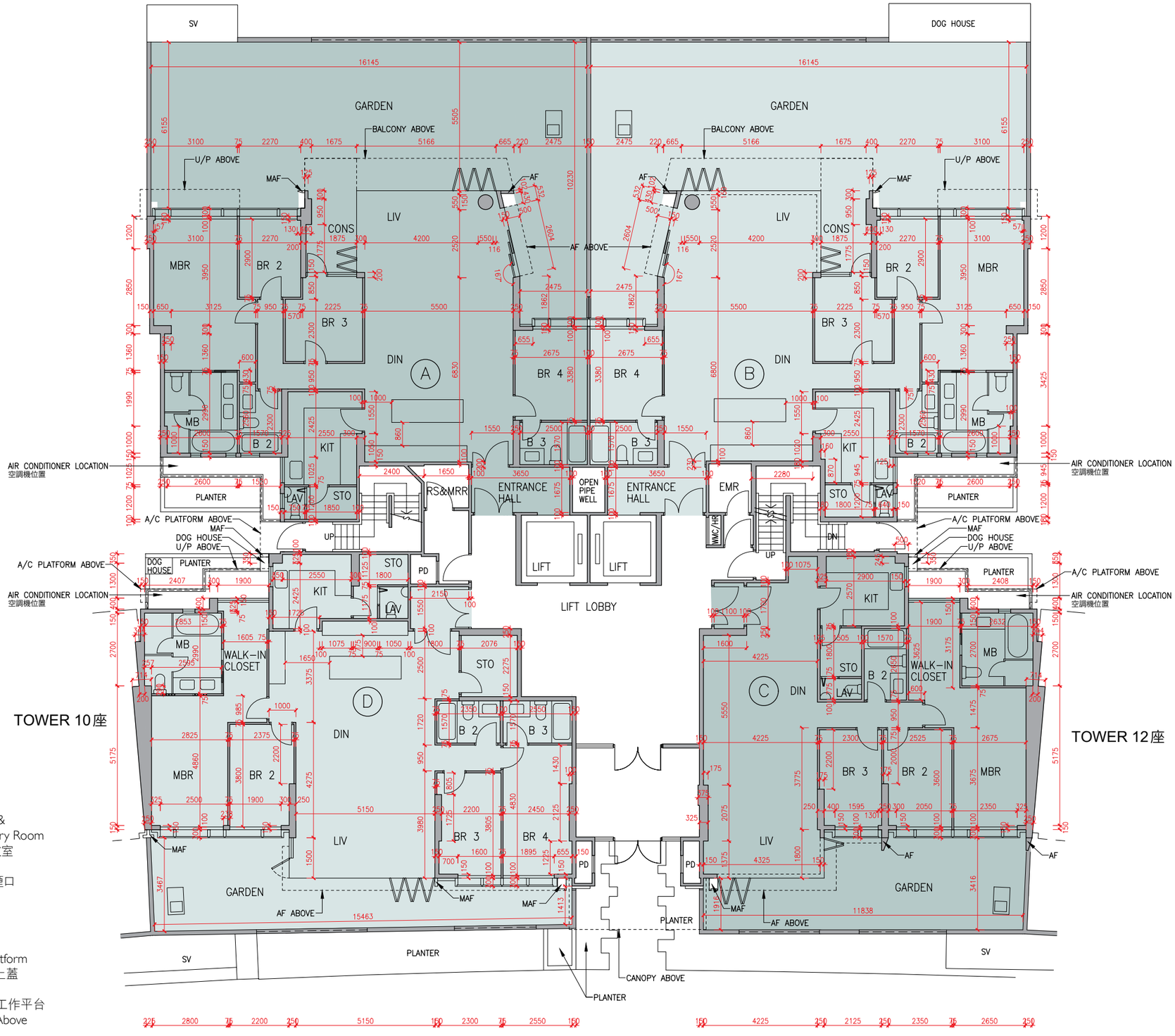

LEGEND 2　圖例 2

JACUZZI	= 按摩池	RS & MRR	= Refuse Storage & Material Recovery Room 垃圾及物料回收室
KIT	= Kitchen 廚房	SKYLIGHT	= 天窗
LAV	= Lavatory 洗手間	SV	= Smoke Vent 排煙口
LIFT	= 升降機	STO	= Store 儲物房
LIFT LOBBY	= 升降機大堂	SWIMMING POOL	= 游泳池
LIFT SHAFT	= 升降機槽	TOP OF BALCONY	= 下層露台上蓋
LIV	= Living Room 客廳	TOP OF CURTAIN WALL	= 幕牆頂部
LIV / DIN	= Living / Dining Room 客/飯廳	TOP OF U/P	= Top of Utility Platform 下層工作平台上蓋
MAF	= Metal Architectural Feature 金屬建築裝飾	UP	= Up 上
MBR	= Master Bedroom 主人睡房	U/P	= Utility Platform 工作平台
MB	= Master Bathroom 主人浴室	U/P ABOVE	= Utility Platform Above 上層工作平台
OPEN PIPE WELL	= 開放式管道井	VOID	= 中空
OWM	= Openable Window For Maintenance 維修窗口	VOID ABOVE	= 上層中空
PANTRY	= 備餐間	WALK-IN CLOSET	= 衣帽間
PLANTER	= 花槽	WMC	= Water Meter Cabinet 水錶箱
PITCHED ROOF	= 斜天台	WMR	= Water Meter Room 水錶房
PD	= Pipe Duct 管道槽		
PLANTER	= 花槽		
ROOF	= 天台		

發展項目的住宅物業的樓面平面圖

Tower 11 座　1/F 1樓

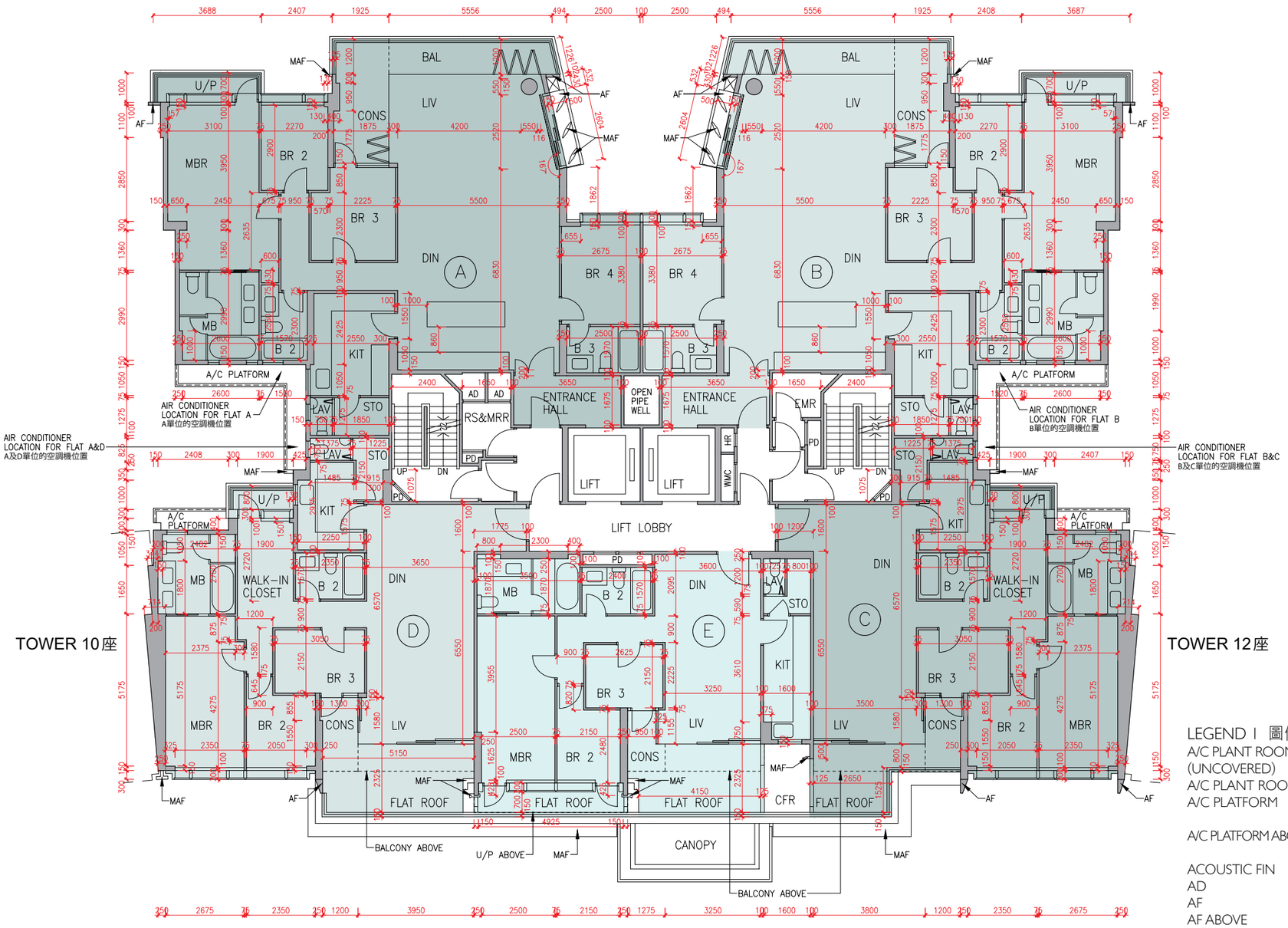

Description 描述		Flat 單位				
		A	B	C	D	E
Floor-to-floor height (refers to the height between the top surface of the structural slab of a floor and the top surface of the structural slab of its immediate upper floor) of each residential property (m) 每個住宅物業的層與層之間的高度(指該樓層之石屎地台面與上一層石屎地台面之高度距離)(米)	1/F 1樓	3.375		3.375 3.425 3.465 3.725	3.025 3.365 3.375 3.425 3.725	3.025 3.365 3.375 3.425 3.465 3.725
Thickness of the floor slabs (excluding plaster) of each residential property (mm) 每個住宅物業的樓板(不包括灰泥)的厚度(毫米)	1/F 1樓	150 175 200 225		150 175		150 175 200

The internal areas of the residential properties on the upper floors will generally be slightly larger than those on the lower floors because of the reducing thickness of the structural walls on the upper floors.

因住宅物業的較高樓層的結構牆的厚度遞減，較高樓層的內部面積，一般比較低樓層的內部面積稍大。

Remarks : 1. The dimensions in the floor plans are all structural dimensions in millimetre.

2. The entrance hall (serving as a private lift lobby), if any, and conservatory form part of a residential property, are not common part of the Development. Where applicable, the saleable area of the relevant residential properties specified in the section "Area of Residential Properties in the Development" already includes the floor areas of such entrance hall and conservatory. The Authorised Person for the Development has certified that (a) there is no restriction on the usage of such entrance hall and conservatory which will affect owner's enjoyment of the relevant residential property and (b) such entrance hall and conservatory are made for the exclusive use of the owner of the relevant residential property.

備註： 1. 樓面平面圖之尺規所列數字為以毫米標示之建築結構尺寸。

2. 入口大堂(作為私人升降機大堂)(如有)及溫室屬住宅物業一部分，並非發展項目之公用部分。如適用，在「發展項目中的住宅物業的面積」部分內所列出的有關住宅物業之實用面積包括該入口大堂及溫室之樓面面積。發展項目的認可人士已證明入口大堂及溫室(a)在使用上沒有限制亦不會對相關住宅物業業主享用該住宅物業造成影響及(b)是專供相關住宅物業業主使用而設。

LEGEND I 圖例 1

A/C PLANT ROOM (UNCOVERED)	= Air Conditioner Plant Room (uncovered) 空調機房 (沒有上蓋)	CD	= Cable Duct 電線管道槽
A/C PLANT ROOM	= Air Conditioner Plant Room 空調機房	CFR	= Common Flat Roof 公用平台
A/C PLATFORM	= Air Conditioner Platform 空調機平台	CPR	= Common Pitched Roof 公用傾斜屋頂
A/C PLATFORM ABOVE	= Air Conditioner Platform Above 上層空調機平台	CONS	= Conservatory 溫室
ACOUSTIC FIN	= 隔音牆	CURTAIN WALL ABOVE	= 上方之幕牆
AD	= Air Duct 通風管道槽	DN	= Down 下
AF	= Architectural Feature 建築裝飾	DIN	= Dining Room 飯廳
AF ABOVE	= Architectural Feature Above 上層建築裝飾	DOG HOUSE	= Mechanical & Electrical Services Duct Connecting to the Floor Below 連接下層的機電設施管道
AF ON 1/F	= 建築裝飾於1樓	DPMR	= Drainage Pipe Maintenance Room 排水管維修房
B	= Bathroom 浴室	ELV	= Extra Low Voltage Duct 低電壓管道
BAL	= Balcony 露台	EMR	= Electricity Meter Room 電錶房
BALCONY ABOVE	= Balcony above 上層露台	ENTRANCE HALL	= 入口大堂
BR	= Bedroom 睡房	FAMILY ROOM	= 家庭廳
BUILDING LINE ABOVE	= 上方之建築邊線	FLAT ROOF	= 平台
CANOPY	= 簷篷	GARDEN	= 花園
CANOPY ABOVE	= 上層簷篷	HR	= Hose Reel 消防喉轆

N

Scale 比例　0M/米　5M/米

Tower 11 座　2/F - 6/F (4/F is omitted) 2樓-6樓(不設4樓)

Description 描述		Flat 單位				
		A	B	C	D	E
Floor-to-floor height (refers to the height between the top surface of the structural slab of a floor and the top surface of the structural slab of its immediate upper floor) of each residential property (m) 每個住宅物業的層與層之間的高度(指該樓層之石屎地台面與上一層石屎地台面之高度距離)(米)	2/F-5/F 2樓-5樓	3.375				
	6/F 6樓	3.150 3.500 3.850	3.150 3.500 3.550	3.150 3.500		3.150 3.200 3.450 3.475 3.500 3.535 3.550 3.710 3.850
Thickness of the floor slabs (excluding plaster) of each residential property (mm) 每個住宅物業的樓板(不包括灰泥)的厚度(毫米)	2/F-6/F 2樓-6樓	150 175 200 225	150 175			150 175 200

The internal areas of the residential properties on the upper floors will generally be slightly larger than those on the lower floors because of the reducing thickness of the structural walls on the upper floors.

因住宅物業的較高樓層的結構牆的厚度遞減，較高樓層的內部面積，一般比較低樓層的內部面積稍大。

Remarks : 1. The dimensions in the floor plans are all structural dimensions in millimetre.

2. The entrance hall (serving as a private lift lobby), if any, and conservatory form part of a residential property, are not common part of the Development. Where applicable, the saleable area of the relevant residential properties specified in the section "Area of Residential Properties in the Development" already includes the floor areas of such entrance hall and conservatory. The Authorised Person for the Development has certified that (a) there is no restriction on the usage of such entrance hall and conservatory which will affect owner's enjoyment of the relevant residential property and (b) such entrance hall and conservatory are made for the exclusive use of the owner of the relevant residential property.

備註：1. 樓面平面圖之尺規所列數字為以毫米標示之建築結構尺寸。

2. 入口大堂(作為私人升降機大堂)(如有)及溫室屬住宅物業一部分，並非發展項目之公用部分。如適用，在「發展項目中的住宅物業的面積」部分內所列出的有關住宅物業之實用面積包括該入口大堂及溫室之樓面面積。發展項目的認可人士已證明入口大堂及溫室(a)在使用上沒有限制亦不會對相關住宅物業業主享用該住宅物業造成影響及(b)是專供相關住宅物業業主使用而設。

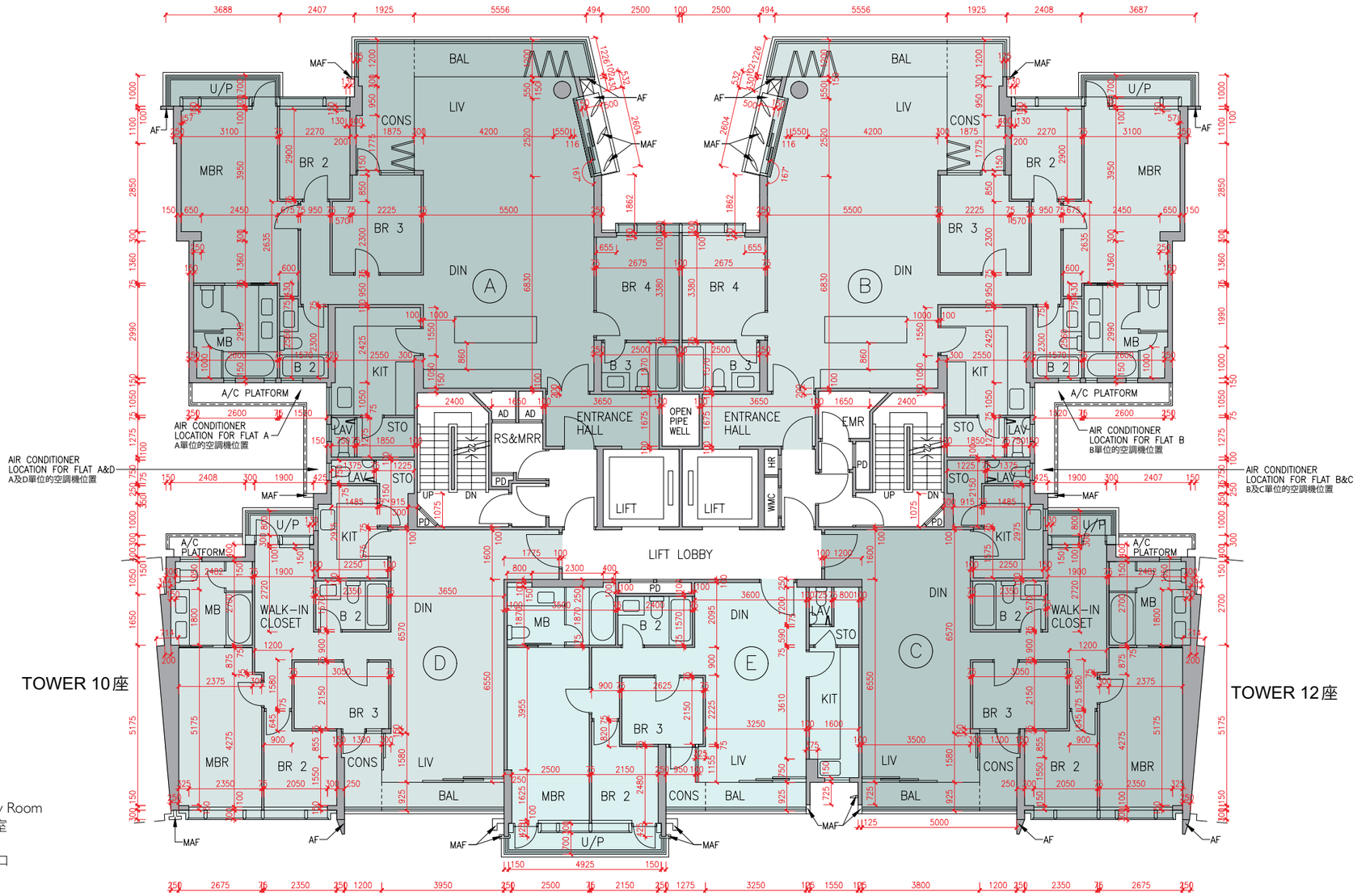

LEGEND 2　圖例 2

JACUZZI	= 按摩池	RS & MRR	= Refuse Storage & Material Recovery Room 垃圾及物料回收室
KIT	= Kitchen 廚房		
LAV	= Lavatory 洗手間	SKYLIGHT	= 天窗
LIFT	= 升降機	SV	= Smoke Vent 排煙口
LIFT LOBBY	= 升降機大堂	STO	= Store 儲物房
LIFT SHAFT	= 升降機槽	SWIMMING POOL	= 游泳池
LIV	= Living Room 客廳	TOP OF BALCONY	= 下層露台上蓋
LIV / DIN	= Living / Dining Room 客/飯廳	TOP OF CURTAIN WALL	= 幕牆頂部
MAF	= Metal Architectural Feature 金屬建築裝飾	TOP OF U/P	= Top of Utility Platform 下層工作平台上蓋
MBR	= Master Bedroom 主人睡房	UP	= Up 上
MB	= Master Bathroom 主人浴室	U/P	= Utility Platform 工作平台
OPEN PIPE WELL	= 開放式管道井	U/P ABOVE	= Utility Platform Above 上層工作平台
OWM	= Openable Window For Maintenance 維修窗口	VOID	= 中空
PANTRY	= 備餐間	VOID ABOVE	= 上層中空
PLANTER	= 花槽	WALK-IN CLOSET	= 衣帽間
PITCHED ROOF	= 斜天台	WMC	= Water Meter Cabinet 水錶箱
PD	= Pipe Duct 管道槽	WMR	= Water Meter Room 水錶房
PLANTER	= 花槽		
ROOF	= 天台		

發展項目的住宅物業的樓面平面圖

Tower 11 座　7/F 7樓

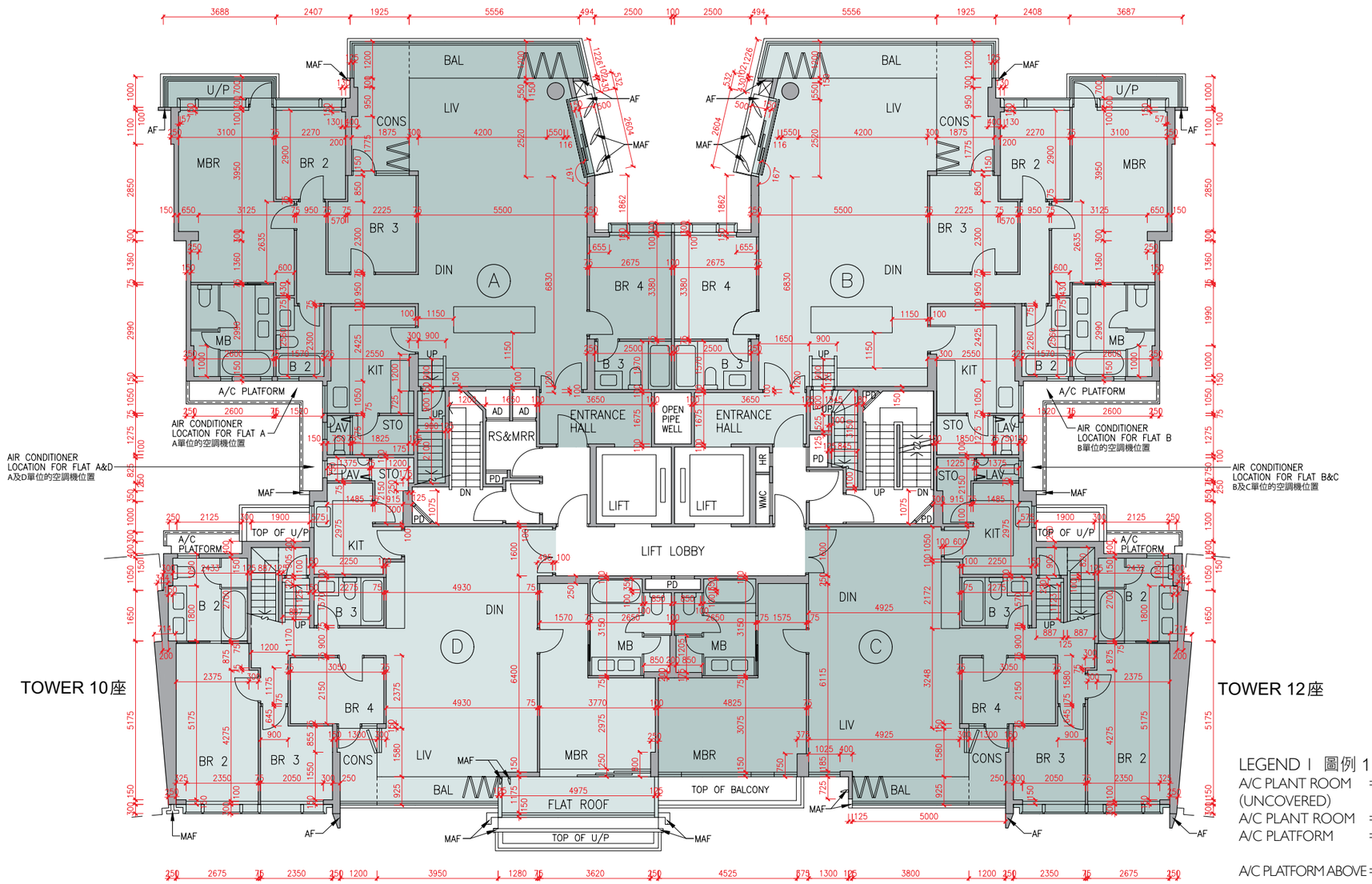

Description 描述		Flat 單位 A	B	C	D
Floor-to-floor height (refers to the height between the top surface of the structural slab of a floor and the top surface of the structural slab of its immediate upper floor) of each residential property (m) 每個住宅物業的層與層之間的高度(指該樓層之石屎地台面與上一層石屎地台面之高度距離)(米)	7/F 7樓	3.500 3.540 3.550 3.710 3.850 3.950		3.460 3.500 3.550 3.800 3.850 3.950	
Thickness of the floor slabs (excluding plaster) of each residential property (mm) 每個住宅物業的樓板(不包括灰泥)的厚度(毫米)	7/F 7樓	150 175 200 225		150 175 200	

The internal areas of the residential properties on the upper floors will generally be slightly larger than those on the lower floors because of the reducing thickness of the structural walls on the upper floors.
因住宅物業的較高樓層的結構牆的厚度遞減，較高樓層的內部面積，一般比較低樓層的內部面積稍大。

Remarks : 1. The dimensions in the floor plans are all structural dimensions in millimetre.
2. The entrance hall (serving as a private lift lobby), if any, and conservatory form part of a residential property, are not common part of the Development. Where applicable, the saleable area of the relevant residential properties specified in the section "Area of Residential Properties in the Development" already includes the floor areas of such entrance hall and conservatory. The Authorised Person for the Development has certified that (a) there is no restriction on the usage of such entrance hall and conservatory which will affect owner's enjoyment of the relevant residential property and (b) such entrance hall and conservatory are made for the exclusive use of the owner of the relevant residential property.

備註：1. 樓面平面圖之尺規所列數字為以毫米標示之建築結構尺寸。
2. 入口大堂(作為私人升降機大堂)(如有)及溫室屬住宅物業一部分，並非發展項目之公用部分。如適用，在「發展項目中的住宅物業的面積」部分內所列出的有關住宅物業之實用面積包括該入口大堂及溫室之樓面面積。發展項目的認可人士已證明入口大堂及溫室(a)在使用上沒有限制亦不會對相關住宅物業業主享用該住宅物業造成影響及(b)是專供相關住宅物業業主使用而設。

LEGEND I 圖例 1

A/C PLANT ROOM (UNCOVERED)	= Air Conditioner Plant Room (uncovered) 空調機房 (沒有上蓋)	CD	= Cable Duct 電線管道槽
A/C PLANT ROOM	= Air Conditioner Plant Room 空調機房	CFR	= Common Flat Roof 公用平台
A/C PLATFORM	= Air Conditioner Platform 空調機平台	CPR	= Common Pitched Roof 公用傾斜屋頂
A/C PLATFORM ABOVE	= Air Conditioner Platform Above 上層空調機平台	CONS	= Conservatory 溫室
ACOUSTIC FIN	= 隔音牆	CURTAIN WALL ABOVE	= 上方之幕牆
AD	= Air Duct 通風管道槽	DN	= Down 下
AF	= Architectural Feature 建築裝飾	DIN	= Dining Room 飯廳
AF ABOVE	= Architectural Feature Above 上層建築裝飾	DOG HOUSE	= Mechanical & Electrical Services Duct Connecting to the Floor Below 連接下層的機電設施管道
AF ON 1/F	= 建築裝飾於1樓	DPMR	= Drainage Pipe Maintenance Room 排水管維修房
B	= Bathroom 浴室	ELV	= Extra Low Voltage Duct 低電壓管道
BAL	= Balcony 露台	EMR	= Electricity Meter Room 電錶房
BALCONY ABOVE	= Balcony above 上層露台	ENTRANCE HALL	= 入口大堂
BR	= Bedroom 睡房	FAMILY ROOM	= 家庭廳
BUILDING LINE ABOVE	= 上方之建築邊線	FLAT ROOF	= 平台
CANOPY	= 簷篷	GARDEN	= 花園
CANOPY ABOVE	= 上層簷篷	HR	= Hose Reel 消防喉轆

Tower 11 座　Roof 天台

The internal areas of the residential properties on the upper floors will generally be slightly larger than those on the lower floors because of the reducing thickness of the structural walls on the upper floors.
因住宅物業的較高樓層的結構牆的厚度遞減，較高樓層的內部面積，一般比較低樓層的內部面積稍大。

Remark : The dimensions in the floor plans are all structural dimensions in millimetre.
備註：樓面平面圖之尺規所列數字為以毫米標示之建築結構尺寸。

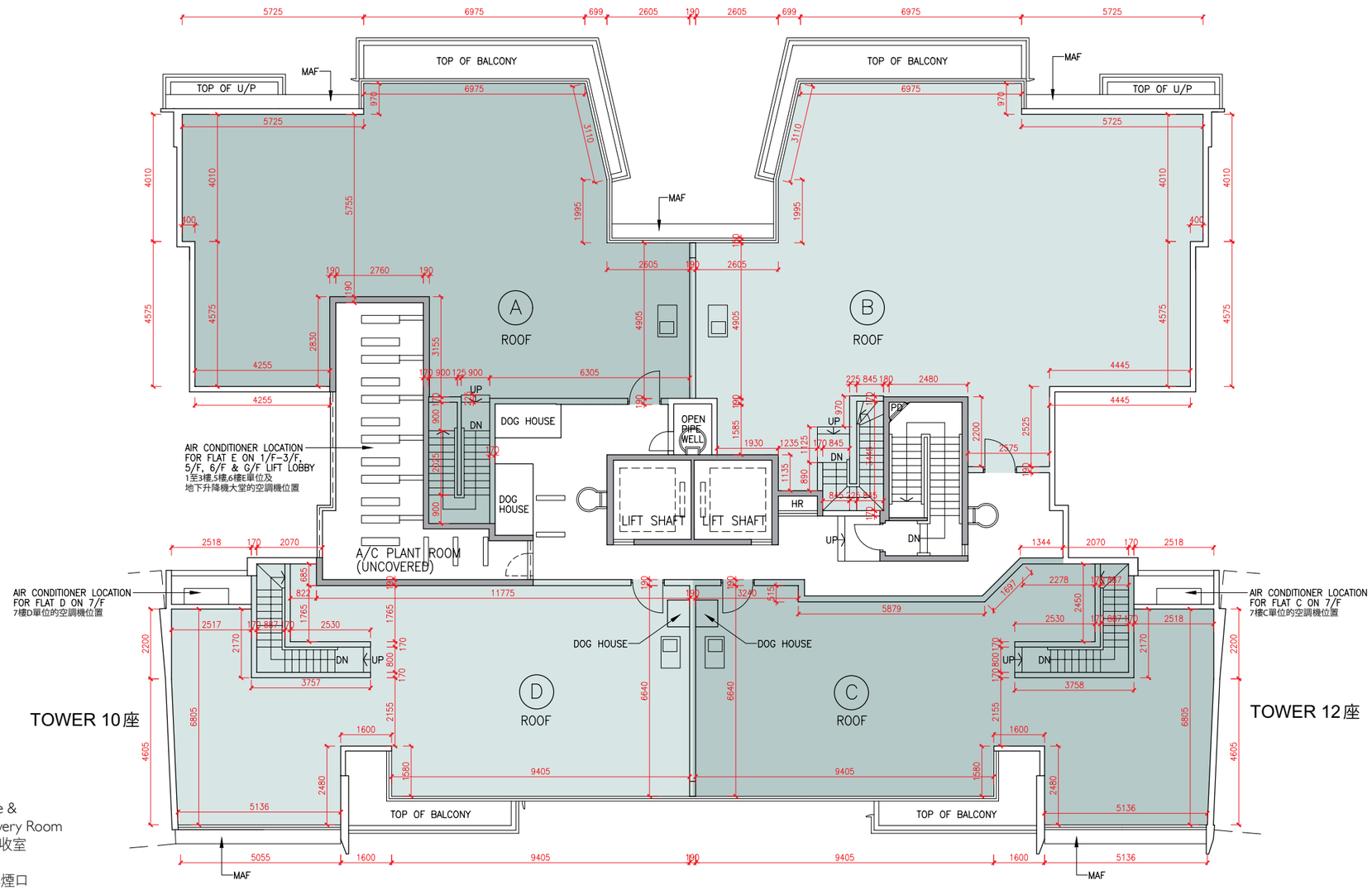

LEGEND 2　圖例 2

JACUZZI	= 按摩池	RS & MRR	= Refuse Storage & Material Recovery Room 垃圾及物料回收室
KIT	= Kitchen 廚房	SKYLIGHT	= 天窗
LAV	= Lavatory 洗手間	SV	= Smoke Vent 排煙口
LIFT	= 升降機	STO	= Store 儲物房
LIFT LOBBY	= 升降機大堂	SWIMMING POOL	= 游泳池
LIFT SHAFT	= 升降機槽	TOP OF BALCONY	= 下層露台上蓋
LIV	= Living Room 客廳	TOP OF CURTAIN WALL	= 幕牆頂部
LIV / DIN	= Living / Dining Room 客/飯廳	TOP OF U/P	= Top of Utility Platform 下層工作平台上蓋
MAF	= Metal Architectural Feature 金屬建築裝飾	UP	= Up 上
MBR	= Master Bedroom 主人睡房	U/P	= Utility Platform 工作平台
MB	= Master Bathroom 主人浴室	U/P ABOVE	= Utility Platform Above 上層工作平台
OPEN PIPE WELL	= 開放式管道井	VOID	= 中空
OWM	= Openable Window For Maintenance 維修窗口	VOID ABOVE	= 上層中空
PANTRY	= 備餐間	WALK-IN CLOSET	= 衣帽間
PLANTER	= 花槽	WMC	= Water Meter Cabinet 水錶箱
PITCHED ROOF	= 斜天台	WMR	= Water Meter Room 水錶房
PD	= Pipe Duct 管道槽		
PLANTER	= 花槽		
ROOF	= 天台		

N

Scale 比例
0M/米　5M/米

發展項目的住宅物業的樓面平面圖

Tower 12 座　G/F 地下

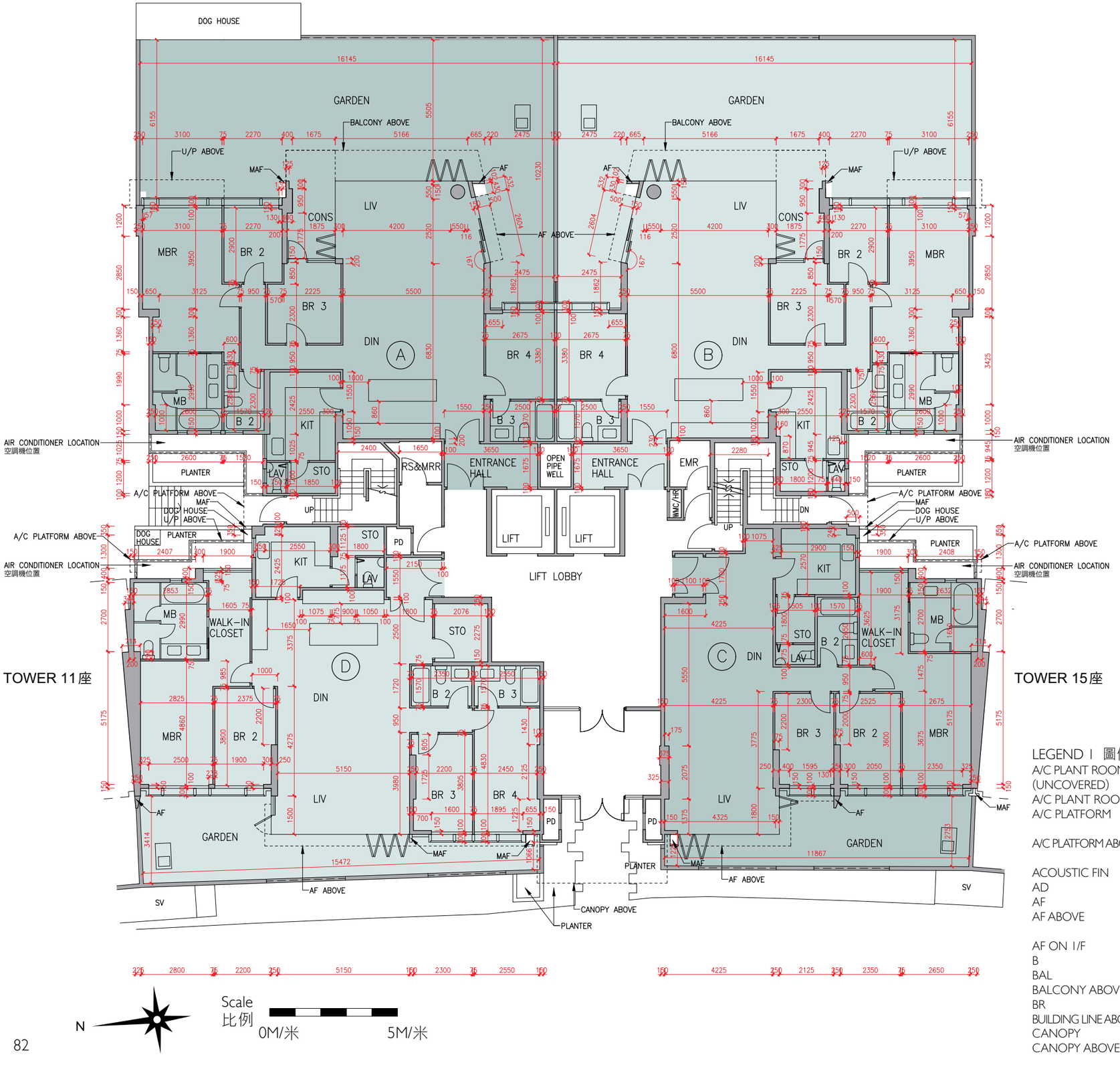

Scale 比例　0M/米　5M/米

Description 描述		Flat 單位 A	B	C	D
Floor-to-floor height (refers to the height between the top surface of the structural slab of a floor and the top surface of the structural slab of its immediate upper floor) of each residential property (m) 每個住宅物業的層與層之間的高度(指該樓層之石屎地台面與上一層石屎地台面之高度距離)(米)	G/F 地下	3.050 3.150 3.350 3.390 3.450 3.500 3.550 3.700 4.000 4.050	3.150 3.200 3.450 3.500 3.550 3.850 3.900	3.150 3.200 3.300 3.450 3.500 3.550 3.850 3.900	
Thickness of the floor slabs (excluding plaster) of each residential property (mm) 每個住宅物業的樓板(不包括灰泥)的厚度(毫米)	G/F 地下	150 175 200 225	150 175 200	150 200	

The internal areas of the residential properties on the upper floors will generally be slightly larger than those on the lower floors because of the reducing thickness of the structural walls on the upper floors.
因住宅物業的較高樓層的結構牆的厚度遞減，較高樓層的內部面積，一般比較低樓層的內部面積稍大。

Remarks : 1. The dimensions in the floor plans are all structural dimensions in millimetre.
2. The entrance hall (serving as a private lift lobby), if any, and conservatory, if any, form part of a residential property, are not common part of the Development. Where applicable, the saleable area of the relevant residential properties specified in the section "Area of Residential Properties in the Development" already includes the floor areas of such entrance hall and conservatory. The Authorised Person for the Development has certified that (a) there is no restriction on the usage of such entrance hall and conservatory which will affect owner's enjoyment of the relevant residential property and (b) such entrance hall and conservatory are made for the exclusive use of the owner of the relevant residential property.

備註：1. 樓面平面圖之尺規所列數字為以毫米標示之建築結構尺寸。
2. 入口大堂(作為私人升降機大堂)(如有)及溫室(如有)屬住宅物業一部分，並非發展項目之公用部分。如適用，在「發展項目中的住宅物業的面積」部分內所列出的有關住宅物業之實用面積包括該入口大堂及溫室之樓面面積。發展項目的認可人士已證明入口大堂及溫室(a)在使用上沒有限制亦不會對相關住宅物業業主享用該住宅物業造成影響及(b)是專供相關住宅物業業主使用而設。

LEGEND I 圖例 1

A/C PLANT ROOM (UNCOVERED)	= Air Conditioner Plant Room (uncovered) 空調機房 (沒有上蓋)	CD	= Cable Duct 電線管道槽
A/C PLANT ROOM	= Air Conditioner Plant Room 空調機房	CFR	= Common Flat Roof 公用平台
A/C PLATFORM	= Air Conditioner Platform 空調機平台	CPR	= Common Pitched Roof 公用傾斜屋頂
A/C PLATFORM ABOVE	= Air Conditioner Platform Above 上層空調機平台	CONS	= Conservatory 溫室
ACOUSTIC FIN	= 隔音牆	CURTAIN WALL ABOVE	= 上方之幕牆
AD	= Air Duct 通風管道槽	DN	= Down 下
AF	= Architectural Feature 建築裝飾	DIN	= Dining Room 飯廳
AF ABOVE	= Architectural Feature Above 上層建築裝飾	DOG HOUSE	= Mechanical & Electrical Services Duct Connecting to the Floor Below 連接下層的機電設施管道
AF ON 1/F	= 建築裝飾於1樓	DPMR	= Drainage Pipe Maintenance Room 排水管維修房
B	= Bathroom 浴室	ELV	= Extra Low Voltage Duct 低電壓管道
BAL	= Balcony 露台	EMR	= Electricity Meter Room 電錶房
BALCONY ABOVE	= Balcony above 上層露台	ENTRANCE HALL	= 入口大堂
BR	= Bedroom 睡房	FAMILY ROOM	= 家庭廳
BUILDING LINE ABOVE	= 上方之建築邊線	FLAT ROOF	= 平台
CANOPY	= 簷篷	GARDEN	= 花園
CANOPY ABOVE	= 上層簷篷	HR	= Hose Reel 消防喉轆

Tower 12 座　1/F 1樓

Description 描述		Flat 單位 A	B	C	D	E
Floor-to-floor height (refers to the height between the top surface of the structural slab of a floor and the top surface of the structural slab of its immediate upper floor) of each residential property (m) 每個住宅物業的層與層之間的高度(指該樓層之石屎地台面與上一層石屎地台面之高度距離)(米)	1/F 1樓	3.375	3.375 3.425 3.465 3.725	3.025 3.365 3.375 3.425 3.725	3.025 3.365 3.375 3.425 3.465 3.725
Thickness of the floor slabs (excluding plaster) of each residential property (mm) 每個住宅物業的樓板(不包括灰泥)的厚度(毫米)	1/F 1樓	150 175 200 225	150 175		150 175 200

The internal areas of the residential properties on the upper floors will generally be slightly larger than those on the lower floors because of the reducing thickness of the structural walls on the upper floors.
因住宅物業的較高樓層的結構牆的厚度遞減，較高樓層的內部面積，一般比較低樓層的內部面積稍大。

Remarks : 1. The dimensions in the floor plans are all structural dimensions in millimetre.
2. The entrance hall (serving as a private lift lobby), if any, and conservatory form part of a residential property, are not common part of the Development. Where applicable, the saleable area of the relevant residential properties specified in the section "Area of Residential Properties in the Development" already includes the floor areas of such entrance hall and conservatory. The Authorised Person for the Development has certified that (a) there is no restriction on the usage of such entrance hall and conservatory which will affect owner's enjoyment of the relevant residential property and (b) such entrance hall and conservatory are made for the exclusive use of the owner of the relevant residential property.

備註：1. 樓面平面圖之尺規所列數字為以毫米標示之建築結構尺寸。
2. 入口大堂(作為私人升降機大堂)(如有)及溫室屬住宅物業一部分，並非發展項目之公用部分。如適用，在「發展項目中的住宅物業的面積」部分內所列出的有關住宅物業之實用面積包括該入口大堂及溫室之樓面面積。發展項目的認可人士已證明入口大堂及溫室(a)在使用上沒有限制亦不會對相關住宅物業業主享用該住宅物業造成影響及(b)是專供相關住宅物業業主使用而設。

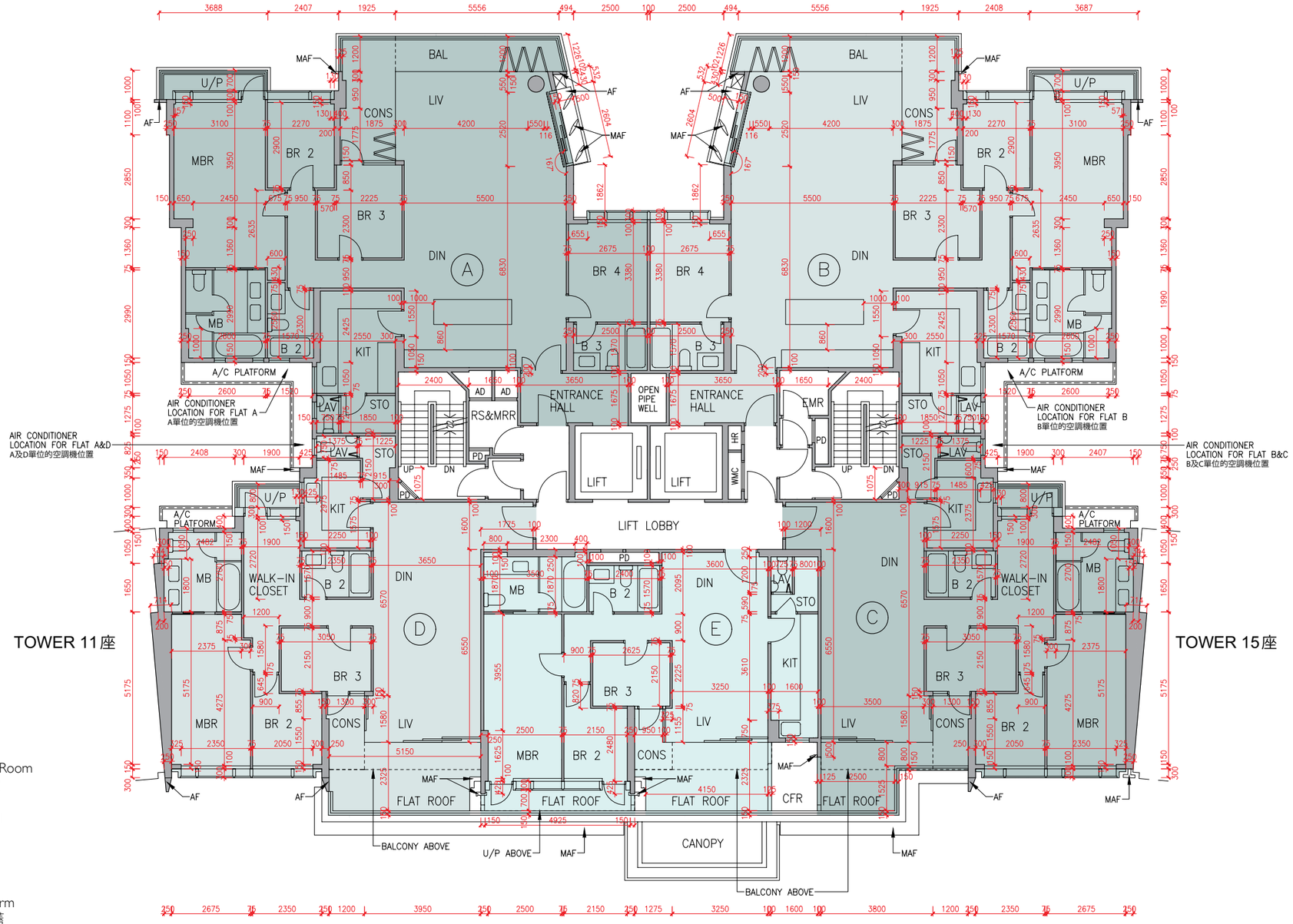

LEGEND 2　圖例 2

JACUZZI	= 按摩池	RS & MRR	= Refuse Storage & Material Recovery Room 垃圾及物料回收室
KIT	= Kitchen 廚房	SKYLIGHT	= 天窗
LAV	= Lavatory 洗手間	SV	= Smoke Vent 排煙口
LIFT	= 升降機	STO	= Store 儲物房
LIFT LOBBY	= 升降機大堂	SWIMMING POOL	= 游泳池
LIFT SHAFT	= 升降機槽	TOP OF BALCONY	= 下層露台上蓋
LIV	= Living Room 客廳	TOP OF CURTAIN WALL	= 幕牆頂部
LIV / DIN	= Living / Dining Room 客/飯廳	TOP OF U/P	= Top of Utility Platform 下層工作平台上蓋
MAF	= Metal Architectural Feature 金屬建築裝飾	UP	= Up 上
MBR	= Master Bedroom 主人睡房	U/P	= Utility Platform 工作平台
MB	= Master Bathroom 主人浴室	U/P ABOVE	= Utility Platform Above 上層工作平台
OPEN PIPE WELL	= 開放式管道井	VOID	= 中空
OWM	= Openable Window For Maintenance 維修窗口	VOID ABOVE	= 上層中空
PANTRY	= 備餐間	WALK-IN CLOSET	= 衣帽間
PLANTER	= 花槽	WMC	= Water Meter Cabinet 水錶箱
PITCHED ROOF	= 斜天台	WMR	= Water Meter Room 水錶房
PD	= Pipe Duct 管道槽		
PLANTER	= 花槽		
ROOF	= 天台		

N

Scale 比例
0M/米　5M/米

發展項目的住宅物業的樓面平面圖

Tower 12 座　2/F - 6/F (4/F is omitted) 2樓-6樓(不設4樓)

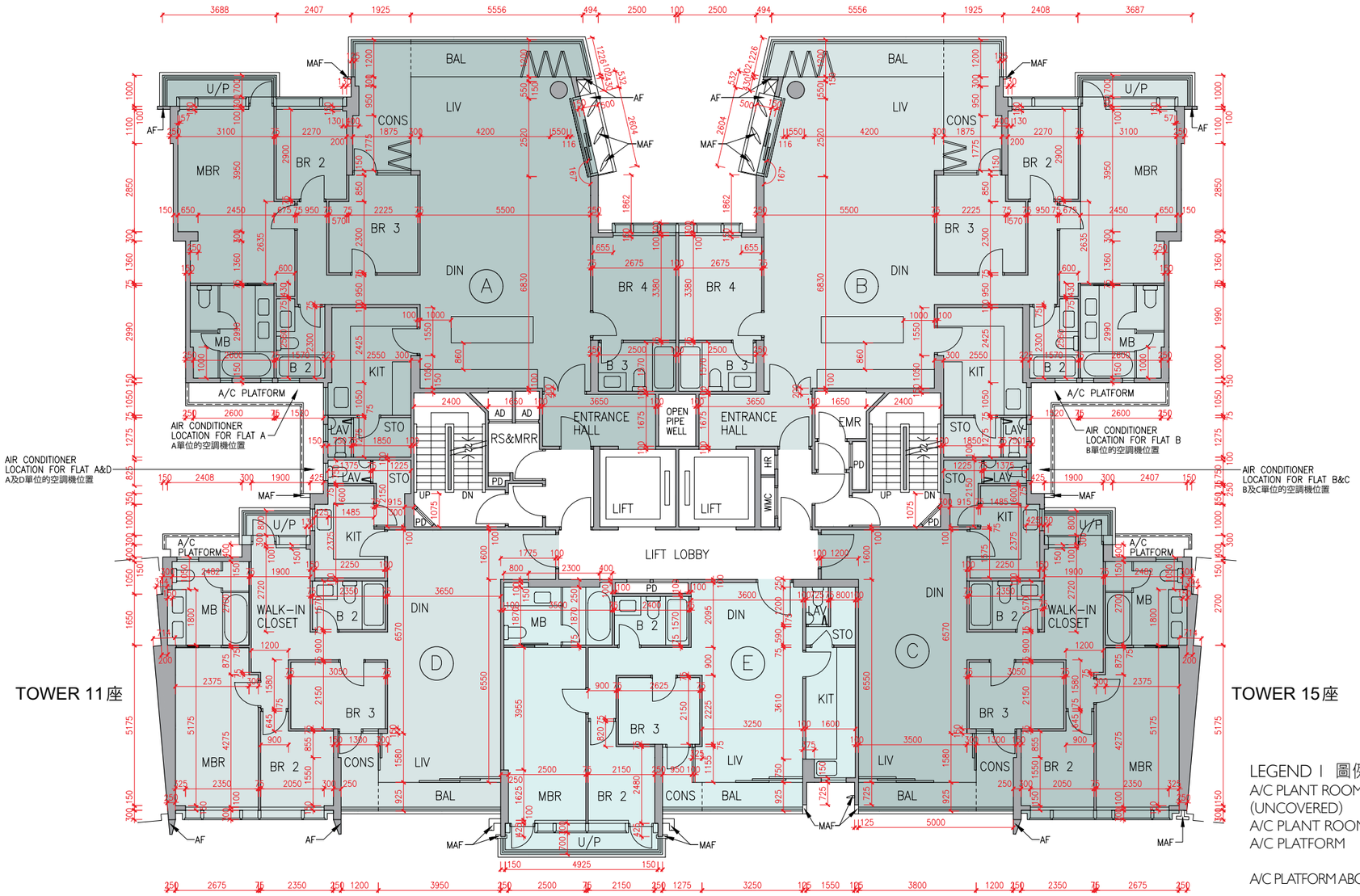

Description 描述		Flat 單位				
		A	B	C	D	E
Floor-to-floor height (refers to the height between the top surface of the structural slab of a floor and the top surface of the structural slab of its immediate upper floor) of each residential property (m) 每個住宅物業的層與層之間的高度(指該樓層之石屎地台面與上一層石屎地台面之高度距離)(米)	2/F-5/F 2樓-5樓	3.375				
	6/F 6樓	3.150 3.500 3.850	3.150 3.500 3.550	3.150 3.500		3.150 3.200 3.450 3.475 3.500 3.535 3.550 3.710 3.850
Thickness of the floor slabs (excluding plaster) of each residential property (mm) 每個住宅物業的樓板(不包括灰泥)的厚度(毫米)	2/F-6/F 2樓-6樓	150 175 200 225	150 175			150 175 200

The internal areas of the residential properties on the upper floors will generally be slightly larger than those on the lower floors because of the reducing thickness of the structural walls on the upper floors.

因住宅物業的較高樓層的結構牆的厚度遞減，較高樓層的內部面積，一般比較低樓層的內部面積稍大。

Remarks : 1. The dimensions in the floor plans are all structural dimensions in millimetre.

2. The entrance hall (serving as a private lift lobby), if any, and conservatory form part of a residential property, are not common part of the Development. Where applicable, the saleable area of the relevant residential properties specified in the section "Area of Residential Properties in the Development" already includes the floor areas of such entrance hall and conservatory. The Authorised Person for the Development has certified that (a) there is no restriction on the usage of such entrance hall and conservatory which will affect owner's enjoyment of the relevant residential property and (b) such entrance hall and conservatory are made for the exclusive use of the owner of the relevant residential property.

備註： 1. 樓面平面圖之尺規所列數字為以毫米標示之建築結構尺寸。

2. 入口大堂(作為私人升降機大堂)(如有)及溫室屬住宅物業一部分，並非發展項目之公用部分。如適用，在「發展項目中的住宅物業的面積」部分內所列出的有關住宅物業之實用面積包括該入口大堂及溫室之樓面面積。發展項目的認可人士已證明入口大堂及溫室(a)在使用上沒有限制亦不會對相關住宅物業業主享用該住宅物業造成影響及(b)是專供相關住宅物業業主使用而設。

LEGEND I 圖例 1

A/C PLANT ROOM (UNCOVERED)	= Air Conditioner Plant Room (uncovered) 空調機房 (沒有上蓋)	CD	= Cable Duct 電線管道槽
A/C PLANT ROOM	= Air Conditioner Plant Room 空調機房	CFR	= Common Flat Roof 公用平台
A/C PLATFORM	= Air Conditioner Platform 空調機平台	CPR	= Common Pitched Roof 公用傾斜屋頂
A/C PLATFORM ABOVE	= Air Conditioner Platform Above 上層空調機平台	CONS	= Conservatory 溫室
ACOUSTIC FIN	= 隔音牆	CURTAIN WALL ABOVE	= 上方之幕牆
AD	= Air Duct 通風管道槽	DN	= Down 下
AF	= Architectural Feature 建築裝飾	DIN	= Dining Room 飯廳
AF ABOVE	= Architectural Feature Above 上層建築裝飾	DOG HOUSE	= Mechanical & Electrical Services Duct Connecting to the Floor Below 連接下層的機電設施管道
AF ON 1/F	= 建築裝飾於1樓	DPMR	= Drainage Pipe Maintenance Room 排水管維修房
B	= Bathroom 浴室	ELV	= Extra Low Voltage Duct 低電壓管道
BAL	= Balcony 露台	EMR	= Electricity Meter Room 電錶房
BALCONY ABOVE	= Balcony above 上層露台	ENTRANCE HALL	= 入口大堂
BR	= Bedroom 睡房	FAMILY ROOM	= 家庭廳
BUILDING LINE ABOVE	= 上方之建築邊線	FLAT ROOF	= 平台
CANOPY	= 簷篷	GARDEN	= 花園
CANOPY ABOVE	= 上層簷篷	HR	= Hose Reel 消防喉轆

N

Scale 比例　0M/米　5M/米

Tower 12 座　7/F 7樓

Description 描述		Flat 單位 A	Flat 單位 B	Flat 單位 C	Flat 單位 D
Floor-to-floor height (refers to the height between the top surface of the structural slab of a floor and the top surface of the structural slab of its immediate upper floor) of each residential property (m) 每個住宅物業的層與層之間的高度(指該樓層之石屎地台面與上一層石屎地台面之高度距離)(米)	7/F 7樓	3.500 3.540 3.550 3.710 3.850 3.950		3.460 3.500 3.550 3.800 3.850 3.950	
Thickness of the floor slabs (excluding plaster) of each residential property (mm) 每個住宅物業的樓板(不包括灰泥)的厚度(毫米)	7/F 7樓	150 175 200 225		150 175 200	

The internal areas of the residential properties on the upper floors will generally be slightly larger than those on the lower floors because of the reducing thickness of the structural walls on the upper floors.
因住宅物業的較高樓層的結構牆的厚度遞減，較高樓層的內部面積，一般比較低樓層的內部面積稍大。

Remarks : 1. The dimensions in the floor plans are all structural dimensions in millimetre.
2. The entrance hall (serving as a private lift lobby), if any, and conservatory form part of a residential property, are not common part of the Development. Where applicable, the saleable area of the relevant residential properties specified in the section "Area of Residential Properties in the Development" already includes the floor areas of such entrance hall and conservatory. The Authorised Person for the Development has certified that (a) there is no restriction on the usage of such entrance hall and conservatory which will affect owner's enjoyment of the relevant residential property and (b) such entrance hall and conservatory are made for the exclusive use of the owner of the relevant residential property.

備註： 1. 樓面平面圖之尺規所列數字為以毫米標示之建築結構尺寸。
2. 入口大堂(作為私人升降機大堂)(如有)及溫室屬住宅物業一部分，並非發展項目之公用部分。如適用，在「發展項目中的住宅物業的面積」部分內所列出的有關住宅物業之實用面積包括該入口大堂及溫室之樓面面積。發展項目的認可人士已證明入口大堂及溫室(a)在使用上沒有限制亦不會對相關住宅物業業主享用該住宅物業造成影響及(b)是專供相關住宅物業業主使用而設。

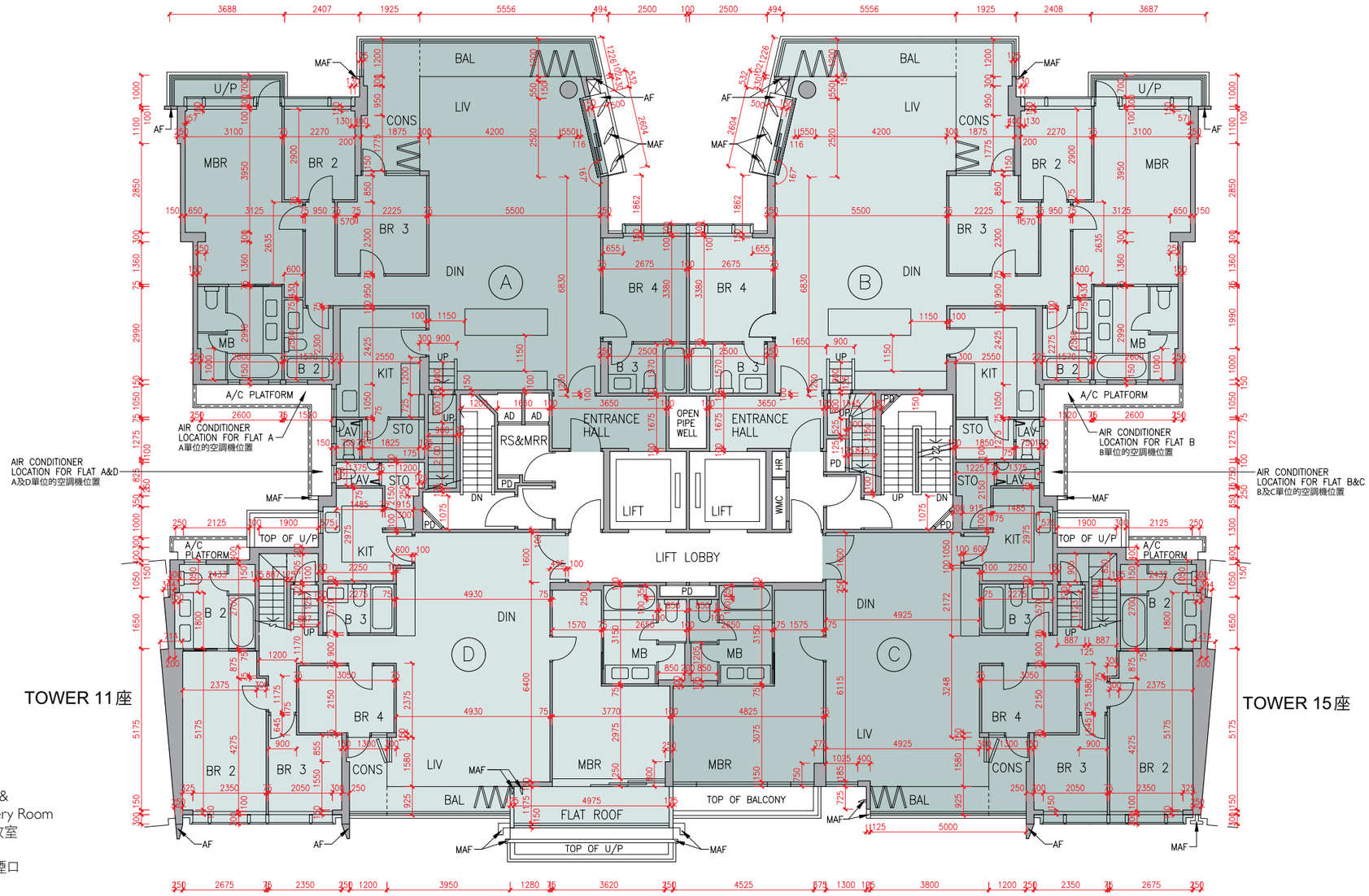

LEGEND 2　圖例 2

JACUZZI	= 按摩池	RS & MRR	= Refuse Storage & Material Recovery Room 垃圾及物料回收室
KIT	= Kitchen 廚房	SKYLIGHT	= 天窗
LAV	= Lavatory 洗手間	SV	= Smoke Vent 排煙口
LIFT	= 升降機	STO	= Store 儲物房
LIFT LOBBY	= 升降機大堂	SWIMMING POOL	= 游泳池
LIFT SHAFT	= 升降機槽	TOP OF BALCONY	= 下層露台上蓋
LIV	= Living Room 客廳	TOP OF CURTAIN WALL	= 幕牆頂部
LIV / DIN	= Living / Dining Room 客/飯廳	TOP OF U/P	= Top of Utility Platform 下層工作平台上蓋
MAF	= Metal Architectural Feature 金屬建築裝飾	UP	= Up 上
MBR	= Master Bedroom 主人睡房	U/P	= Utility Platform 工作平台
MB	= Master Bathroom 主人浴室	U/P ABOVE	= Utility Platform Above 上層工作平台
OPEN PIPE WELL	= 開放式管道井	VOID	= 中空
OWM	= Openable Window For Maintenance 維修窗口	VOID ABOVE	= 上層中空
PANTRY	= 備餐間	WALK-IN CLOSET	= 衣帽間
PLANTER	= 花槽	WMC	= Water Meter Cabinet 水錶箱
PITCHED ROOF	= 斜天台	WMR	= Water Meter Room 水錶房
PD	= Pipe Duct 管道槽		
PLANTER	= 花槽		
ROOF	= 天台		

N

Scale 比例
0M/米　5M/米

Tower 12 座　Roof 天台

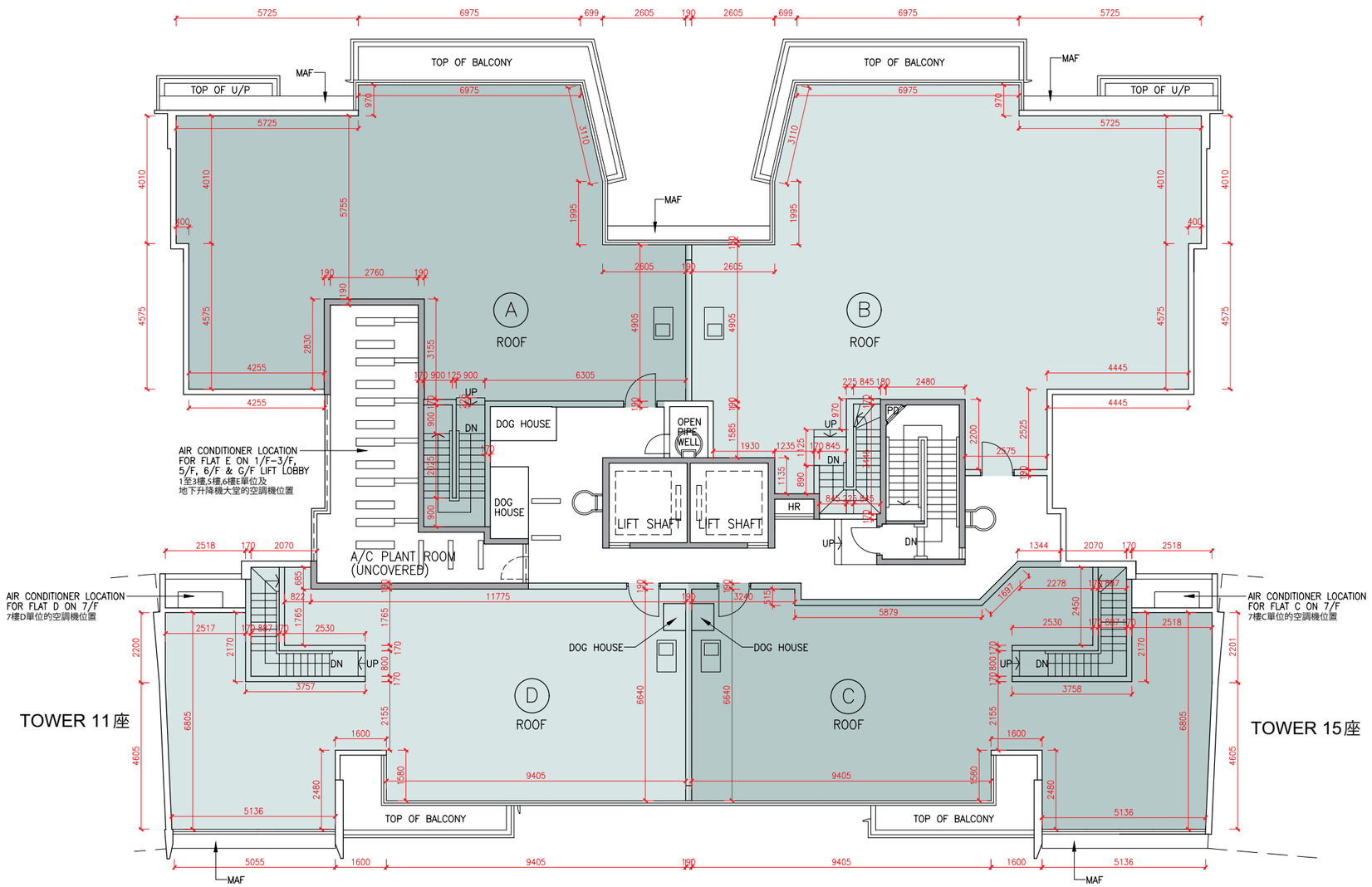

The internal areas of the residential properties on the upper floors will generally be slightly larger than those on the lower floors because of the reducing thickness of the structural walls on the upper floors.
因住宅物業的較高樓層的結構牆的厚度遞減，較高樓層的內部面積，一般比較低樓層的內部面積稍大。

Remark : The dimensions in the floor plans are all structural dimensions in millimetre.
備註：樓面平面圖之尺規所列數字為以毫米標示之建築結構尺寸。

N

Scale 比例　0M/米　5M/米

LEGEND I 圖例 1

A/C PLANT ROOM (UNCOVERED)	= Air Conditioner Plant Room (uncovered) 空調機房 (沒有上蓋)
A/C PLANT ROOM	= Air Conditioner Plant Room 空調機房
A/C PLATFORM	= Air Conditioner Platform 空調機平台
A/C PLATFORM ABOVE	= Air Conditioner Platform Above 上層空調機平台
ACOUSTIC FIN	= 隔音牆
AD	= Air Duct 通風管道槽
AF	= Architectural Feature 建築裝飾
AF ABOVE	= Architectural Feature Above 上層建築裝飾
AF ON 1/F	= 建築裝飾於1樓
B	= Bathroom 浴室
BAL	= Balcony 露台
BALCONY ABOVE	= Balcony above 上層露台
BR	= Bedroom 睡房
BUILDING LINE ABOVE	= 上方之建築邊線
CANOPY	= 簷篷
CANOPY ABOVE	= 上層簷篷
CD	= Cable Duct 電線管道槽
CFR	= Common Flat Roof 公用平台
CPR	= Common Pitched Roof 公用傾斜屋頂
CONS	= Conservatory 溫室
CURTAIN WALL ABOVE	= 上方之幕牆
DN	= Down 下
DIN	= Dining Room 飯廳
DOG HOUSE	= Mechanical & Electrical Services Duct Connecting to the Floor Below 連接下層的機電設施管道
DPMR	= Drainage Pipe Maintenance Room 排水管維修房
ELV	= Extra Low Voltage Duct 低電壓管道
EMR	= Electricity Meter Room 電錶房
ENTRANCE HALL	= 入口大堂
FAMILY ROOM	= 家庭廳
FLAT ROOF	= 平台
GARDEN	= 花園
HR	= Hose Reel 消防喉轆

Tower 15 座　G/F 地下

Description 描述		Flat 單位 A	B	C	D
Floor-to-floor height (refers to the height between the top surface of the structural slab of a floor and the top surface of the structural slab of its immediate upper floor) of each residential property (m) 每個住宅物業的層與層之間的高度(指該樓層之石屎地台面與上一層石屎地台面之高度距離)(米)	G/F 地下	3.050 3.150 3.350 3.390 3.450 3.500 3.550 3.700 4.000 4.050	3.150 3.200 3.450 3.500 3.550 3.850 3.900	3.150 3.200 3.300 3.450 3.500 3.550 3.850 3.900	
Thickness of the floor slabs (excluding plaster) of each residential property (mm) 每個住宅物業的樓板(不包括灰泥)的厚度(毫米)	G/F 地下	150 175 200 225	150 175 200	150 200	

The internal areas of the residential properties on the upper floors will generally be slightly larger than those on the lower floors because of the reducing thickness of the structural walls on the upper floors.
因住宅物業的較高樓層的結構牆的厚度遞減，較高樓層的內部面積，一般比較低樓層的內部面積稍大。

Remarks : 1. The dimensions in the floor plans are all structural dimensions in millimetre.
2. The entrance hall (serving as a private lift lobby), if any, and conservatory, if any, form part of a residential property, are not common part of the Development. Where applicable, the saleable area of the relevant residential properties specified in the section "Area of Residential Properties in the Development" already includes the floor areas of such entrance hall and conservatory. The Authorised Person for the Development has certified that (a) there is no restriction on the usage of such entrance hall and conservatory which will affect owner's enjoyment of the relevant residential property and (b) such entrance hall and conservatory are made for the exclusive use of the owner of the relevant residential property.

備註：1. 樓面平面圖之尺規所列數字為以毫米標示之建築結構尺寸。
2. 入口大堂(作為私人升降機大堂)(如有)及溫室(如有)屬住宅物業一部分，並非發展項目之公用部分。如適用，在「發展項目中的住宅物業的面積」部分內所列出的有關住宅物業之實用面積包括該入口大堂及溫室之樓面面積。發展項目的認可人士已證明入口大堂及溫室(a)在使用上沒有限制亦不會對相關住宅物業業主享用該住宅物業造成影響及(b)是專供相關住宅物業業主使用而設。

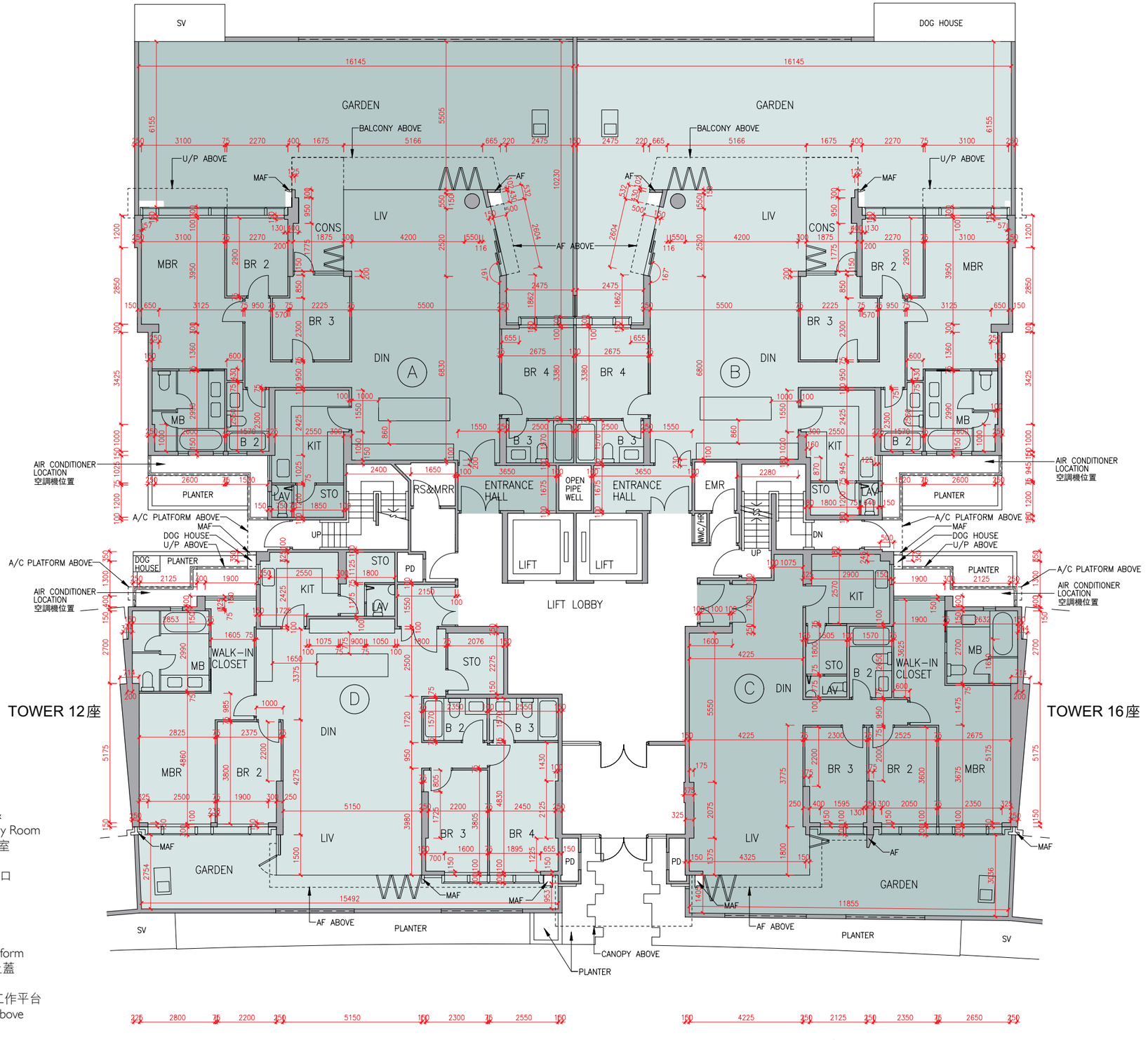

LEGEND 2　圖例 2

JACUZZI	= 按摩池	RS & MRR	= Refuse Storage & Material Recovery Room 垃圾及物料回收室
KIT	= Kitchen 廚房	SKYLIGHT	= 天窗
LAV	= Lavatory 洗手間	SV	= Smoke Vent 排煙口
LIFT	= 升降機	STO	= Store 儲物房
LIFT LOBBY	= 升降機大堂	SWIMMING POOL	= 游泳池
LIFT SHAFT	= 升降機槽	TOP OF BALCONY	= 下層露台上蓋
LIV	= Living Room 客廳	TOP OF CURTAIN WALL	= 幕牆頂部
LIV / DIN	= Living / Dining Room 客/飯廳	TOP OF U/P	= Top of Utility Platform 下層工作平台上蓋
MAF	= Metal Architectural Feature 金屬建築裝飾	UP	= Up 上
MBR	= Master Bedroom 主人睡房	U/P	= Utility Platform 工作平台
MB	= Master Bathroom 主人浴室	U/P ABOVE	= Utility Platform Above 上層工作平台
OPEN PIPE WELL	= 開放式管道井	VOID	= 中空
OWM	= Openable Window For Maintenance 維修窗口	VOID ABOVE	= 上層中空
PANTRY	= 備餐間	WALK-IN CLOSET	= 衣帽間
PLANTER	= 花槽	WMC	= Water Meter Cabinet 水錶箱
PITCHED ROOF	= 斜天台	WMR	= Water Meter Room 水錶房
PD	= Pipe Duct 管道槽		
PLANTER	= 花槽		
ROOF	= 天台		

N

Scale 比例
0M/米　5M/米

發展項目的住宅物業的樓面平面圖

Tower 15 座　1/F 1樓

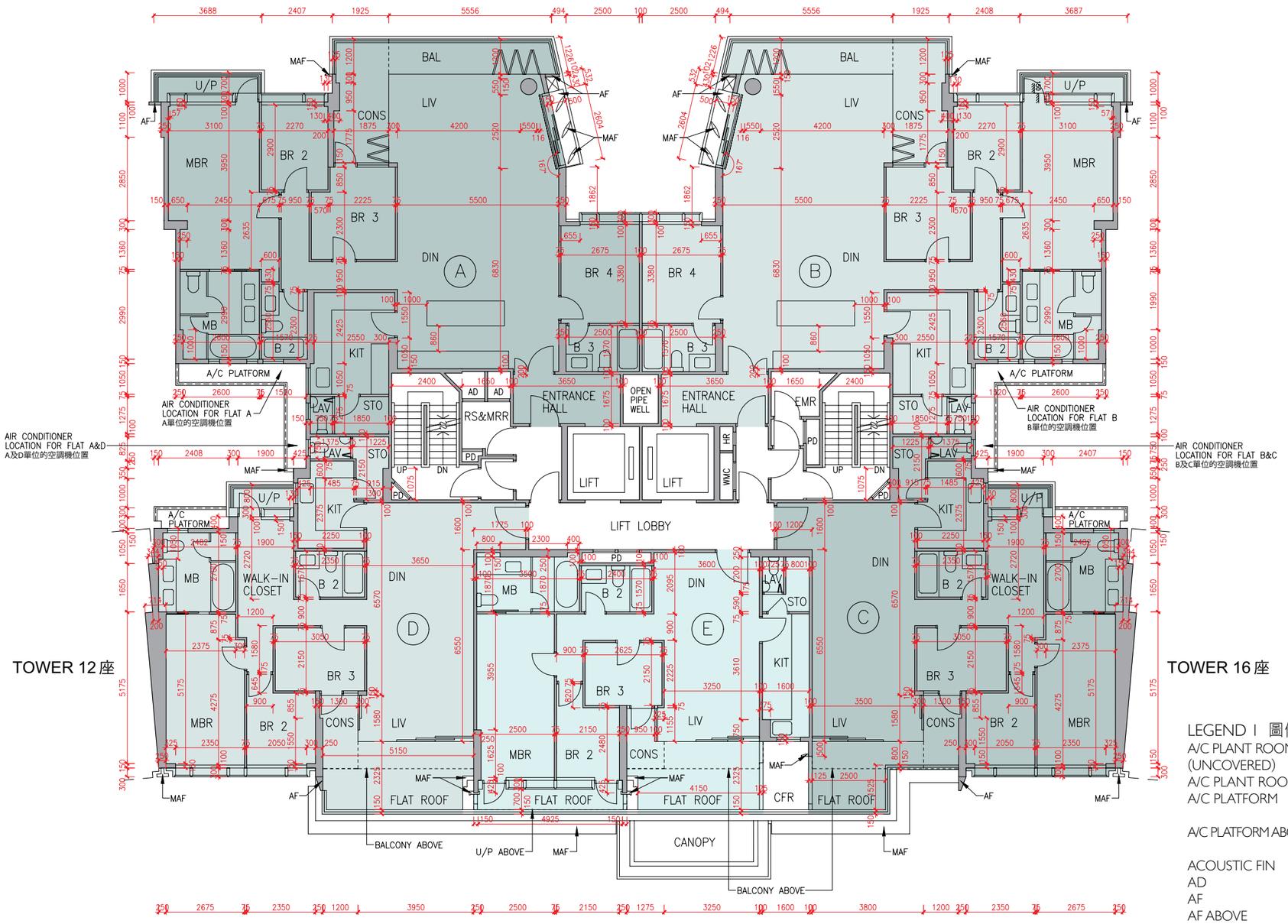

Description 描述		Flat 單位				
		A	B	C	D	E
Floor-to-floor height (refers to the height between the top surface of the structural slab of a floor and the top surface of the structural slab of its immediate upper floor) of each residential property (m) 每個住宅物業的層與層之間的高度(指該樓層之石屎地台面與上一層石屎地台面之高度距離)(米)	1/F 1樓	3.375		3.375 3.425 3.465 3.725	3.025 3.365 3.375 3.425 3.725	3.025 3.365 3.375 3.425 3.465 3.725
Thickness of the floor slabs (excluding plaster) of each residential property (mm) 每個住宅物業的樓板(不包括灰泥)的厚度(毫米)	1/F 1樓	150 175 200 225		150 175		150 175 200

The internal areas of the residential properties on the upper floors will generally be slightly larger than those on the lower floors because of the reducing thickness of the structural walls on the upper floors.

因住宅物業的較高樓層的結構牆的厚度遞減，較高樓層的內部面積，一般比較低樓層的內部面積稍大。

Remarks : 1. The dimensions in the floor plans are all structural dimensions in millimetre.

2. The entrance hall (serving as a private lift lobby), if any, and conservatory form part of a residential property, are not common part of the Development. Where applicable, the saleable area of the relevant residential properties specified in the section "Area of Residential Properties in the Development" already includes the floor areas of such entrance hall and conservatory. The Authorised Person for the Development has certified that (a) there is no restriction on the usage of such entrance hall and conservatory which will affect owner's enjoyment of the relevant residential property and (b) such entrance hall and conservatory are made for the exclusive use of the owner of the relevant residential property.

備註：1. 樓面平面圖之尺規所列數字為以毫米標示之建築結構尺寸。

2. 入口大堂(作為私人升降機大堂)(如有)及溫室屬住宅物業一部分，並非發展項目之公用部分。如適用，在「發展項目中的住宅物業的面積」部分內所列出的有關住宅物業之實用面積包括該入口大堂及溫室之樓面面積。發展項目的認可人士已證明入口大堂及溫室(a)在使用上沒有限制亦不會對相關住宅物業業主享用該住宅物業造成影響及(b)是專供相關住宅物業業主使用而設。

LEGEND I 圖例 1

A/C PLANT ROOM (UNCOVERED)	= Air Conditioner Plant Room (uncovered) 空調機房 (沒有上蓋)	CD	= Cable Duct 電線管道槽
A/C PLANT ROOM	= Air Conditioner Plant Room 空調機房	CFR	= Common Flat Roof 公用平台
A/C PLATFORM	= Air Conditioner Platform 空調機平台	CPR	= Common Pitched Roof 公用傾斜屋頂
A/C PLATFORM ABOVE	= Air Conditioner Platform Above 上層空調機平台	CONS	= Conservatory 溫室
ACOUSTIC FIN	= 隔音牆	CURTAIN WALL ABOVE	= 上方之幕牆
AD	= Air Duct 通風管道槽	DN	= Down 下
AF	= Architectural Feature 建築裝飾	DIN	= Dining Room 飯廳
AF ABOVE	= Architectural Feature Above 上層建築裝飾	DOG HOUSE	= Mechanical & Electrical Services Duct Connecting to the Floor Below 連接下層的機電設施管道
AF ON 1/F	= 建築裝飾於1樓	DPMR	= Drainage Pipe Maintenance Room 排水管維修房
B	= Bathroom 浴室	ELV	= Extra Low Voltage Duct 低電壓管道
BAL	= Balcony 露台	EMR	= Electricity Meter Room 電錶房
BALCONY ABOVE	= Balcony above 上層露台	ENTRANCE HALL	= 入口大堂
BR	= Bedroom 睡房	FAMILY ROOM	= 家庭廳
BUILDING LINE ABOVE	= 上方之建築邊線	FLAT ROOF	= 平台
CANOPY	= 簷篷	GARDEN	= 花園
CANOPY ABOVE	= 上層簷篷	HR	= Hose Reel 消防喉轆

發展項目的住宅物業的樓面平面圖

Tower 15 座　2/F - 6/F (4/F is omitted) 2樓-6樓(不設4樓)

Description 描述		Flat 單位				
		A	B	C	D	E
Floor-to-floor height (refers to the height between the top surface of the structural slab of a floor and the top surface of the structural slab of its immediate upper floor) of each residential property (m) 每個住宅物業的層與層之間的高度(指該樓層之石屎地台面與上一層石屎地台面之高度距離)(米)	2/F-5/F 2樓-5樓	3.375				
	6/F 6樓	3.150 3.500 3.850	3.150 3.500 3.550	3.150 3.500		3.150 3.200 3.450 3.475 3.500 3.535 3.550 3.710 3.850
Thickness of the floor slabs (excluding plaster) of each residential property (mm) 每個住宅物業的樓板(不包括灰泥)的厚度(毫米)	2/F-6/F 2樓-6樓	150 175 200 225	150 175			150 175 200

The internal areas of the residential properties on the upper floors will generally be slightly larger than those on the lower floors because of the reducing thickness of the structural walls on the upper floors.

因住宅物業的較高樓層的結構牆的厚度遞減，較高樓層的內部面積，一般比較低樓層的內部面積稍大。

Remarks : 1. The dimensions in the floor plans are all structural dimensions in millimetre.

2. The entrance hall (serving as a private lift lobby), if any, and conservatory form part of a residential property, are not common part of the Development. Where applicable, the saleable area of the relevant residential properties specified in the section "Area of Residential Properties in the Development" already includes the floor areas of such entrance hall and conservatory. The Authorised Person for the Development has certified that (a) there is no restriction on the usage of such entrance hall and conservatory which will affect owner's enjoyment of the relevant residential property and (b) such entrance hall and conservatory are made for the exclusive use of the owner of the relevant residential property.

備註： 1. 樓面平面圖之尺規所列數字為以毫米標示之建築結構尺寸。

2. 入口大堂(作為私人升降機大堂)(如有)及溫室屬住宅物業一部分，並非發展項目之公用部分。如適用，在「發展項目中的住宅物業的面積」部分內所列出的有關住宅物業之實用面積包括該入口大堂及溫室之樓面面積。發展項目的認可人士已證明入口大堂及溫室(a)在使用上沒有限制亦不會對相關住宅物業業主享用該住宅物業造成影響及(b)是專供相關住宅物業業主使用而設。

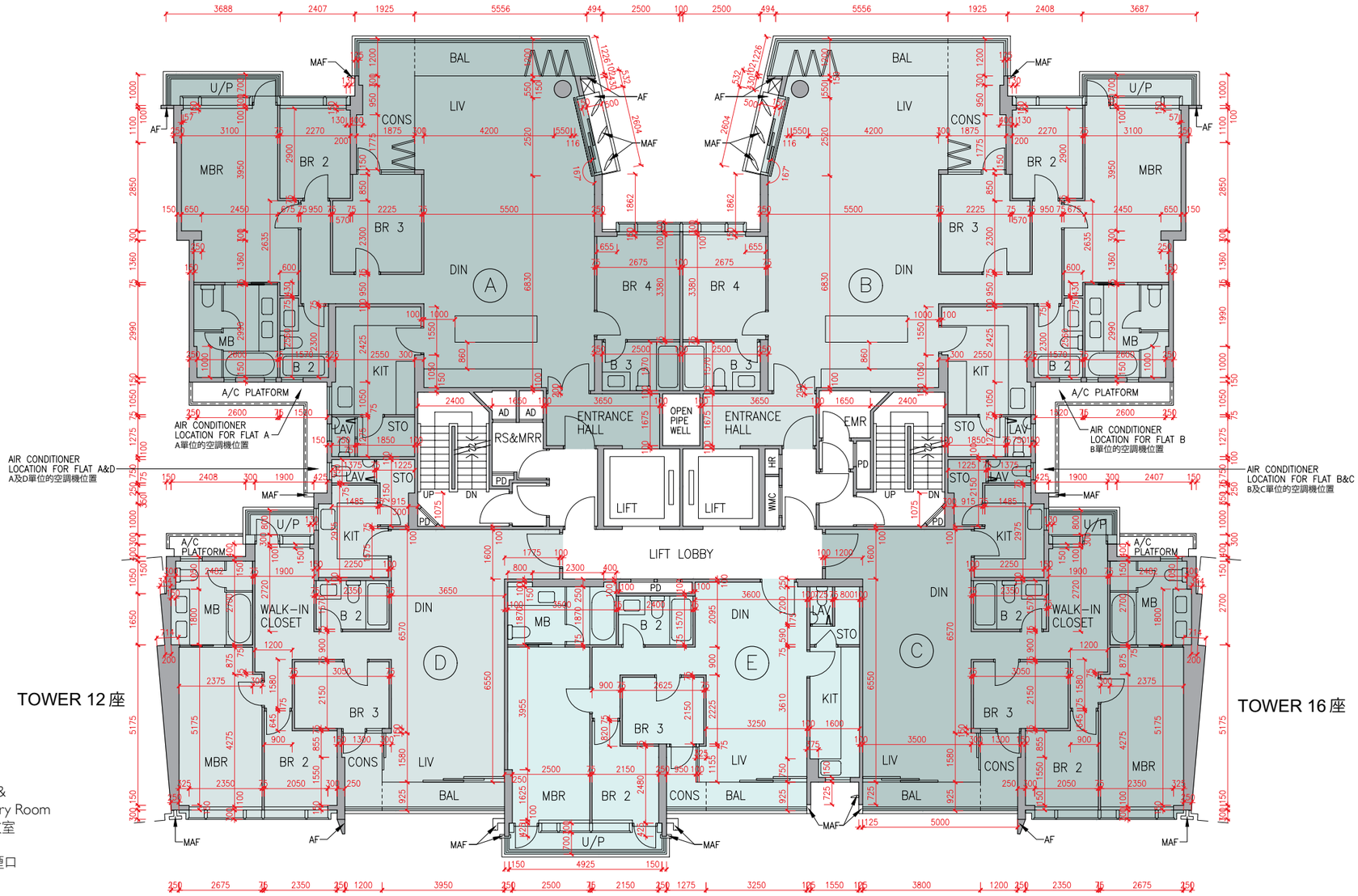

LEGEND 2　圖例 2

JACUZZI	= 按摩池	RS & MRR	= Refuse Storage & Material Recovery Room 垃圾及物料回收室
KIT	= Kitchen 廚房	SKYLIGHT	= 天窗
LAV	= Lavatory 洗手間	SV	= Smoke Vent 排煙口
LIFT	= 升降機	STO	= Store 儲物房
LIFT LOBBY	= 升降機大堂	SWIMMING POOL	= 游泳池
LIFT SHAFT	= 升降機槽	TOP OF BALCONY	= 下層露台上蓋
LIV	= Living Room 客廳	TOP OF CURTAIN WALL	= 幕牆頂部
LIV / DIN	= Living / Dining Room 客/飯廳	TOP OF U/P	= Top of Utility Platform 下層工作平台上蓋
MAF	= Metal Architectural Feature 金屬建築裝飾	UP	= Up 上
MBR	= Master Bedroom 主人睡房	U/P	= Utility Platform 工作平台
MB	= Master Bathroom 主人浴室	U/P ABOVE	= Utility Platform Above 上層工作平台
OPEN PIPE WELL	= 開放式管道井	VOID	= 中空
OWM	= Openable Window For Maintenance 維修窗口	VOID ABOVE	= 上層中空
PANTRY	= 備餐間	WALK-IN CLOSET	= 衣帽間
PLANTER	= 花槽	WMC	= Water Meter Cabinet 水錶箱
PITCHED ROOF	= 斜天台	WMR	= Water Meter Room 水錶房
PD	= Pipe Duct 管道槽		
PLANTER	= 花槽		
ROOF	= 天台		

N

Scale 比例　0M/米　5M/米

Tower 15 座　7/F 7樓

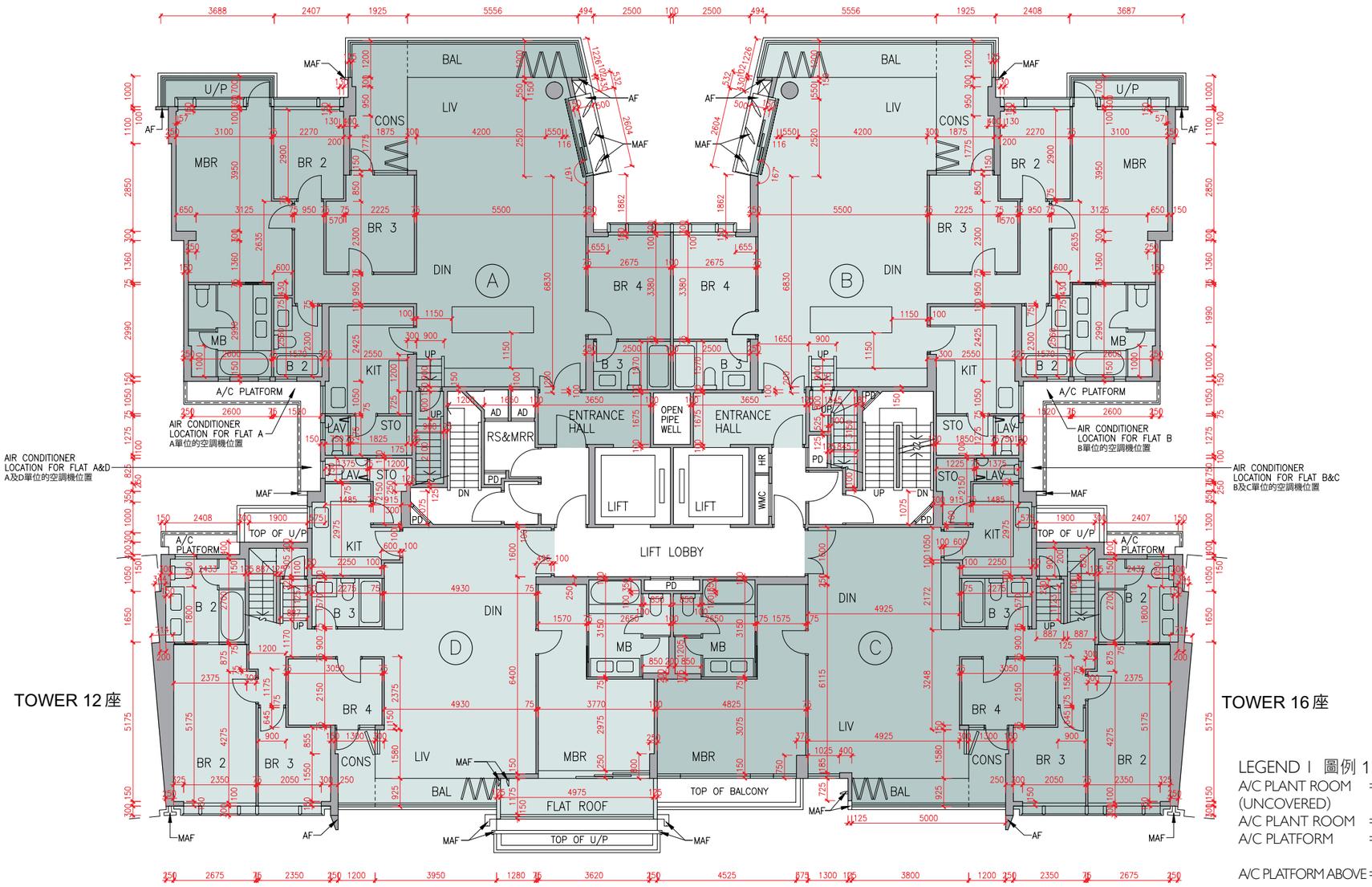

Description 描述		Flat 單位 A	B	C	D
Floor-to-floor height (refers to the height between the top surface of the structural slab of a floor and the top surface of the structural slab of its immediate upper floor) of each residential property (m) 每個住宅物業的層與層之間的高度(指該樓層之石屎地台面與上一層石屎地台面之高度距離)(米)	7/F 7樓	3.500 3.540 3.550 3.710 3.850 3.950		3.460 3.500 3.550 3.800 3.850 3.950	
Thickness of the floor slabs (excluding plaster) of each residential property (mm) 每個住宅物業的樓板(不包括灰泥)的厚度(毫米)	7/F 7樓	150 175 200 225		150 175 200	

The internal areas of the residential properties on the upper floors will generally be slightly larger than those on the lower floors because of the reducing thickness of the structural walls on the upper floors.
因住宅物業的較高樓層的結構牆的厚度遞減，較高樓層的內部面積，一般比較低樓層的內部面積稍大。

Remarks : 1. The dimensions in the floor plans are all structural dimensions in millimetre.
2. The entrance hall (serving as a private lift lobby), if any, and conservatory form part of a residential property, are not common part of the Development. Where applicable, the saleable area of the relevant residential properties specified in the section "Area of Residential Properties in the Development" already includes the floor areas of such entrance hall and conservatory. The Authorised Person for the Development has certified that (a) there is no restriction on the usage of such entrance hall and conservatory which will affect owner's enjoyment of the relevant residential property and (b) such entrance hall and conservatory are made for the exclusive use of the owner of the relevant residential property.

備註：1. 樓面平面圖之尺規所列數字為以毫米標示之建築結構尺寸。
2. 入口大堂(作為私人升降機大堂)(如有)及溫室屬住宅物業一部分，並非發展項目之公用部分。如適用，在「發展項目中的住宅物業的面積」部分內所列出的有關住宅物業之實用面積包括該入口大堂及溫室之樓面面積。發展項目的認可人士已證明入口大堂及溫室(a)在使用上沒有限制亦不會對相關住宅物業業主享用該住宅物業造成影響及(b)是專供相關住宅物業業主使用而設。

LEGEND I 圖例 1

A/C PLANT ROOM (UNCOVERED)	= Air Conditioner Plant Room (uncovered) 空調機房 (沒有上蓋)	CD	= Cable Duct 電線管道槽
A/C PLANT ROOM	= Air Conditioner Plant Room 空調機房	CFR	= Common Flat Roof 公用平台
A/C PLATFORM	= Air Conditioner Platform 空調機平台	CPR	= Common Pitched Roof 公用傾斜屋頂
A/C PLATFORM ABOVE	= Air Conditioner Platform Above 上層空調機平台	CONS	= Conservatory 溫室
ACOUSTIC FIN	= 隔音牆	CURTAIN WALL ABOVE	= 上方之幕牆
AD	= Air Duct 通風管道槽	DN	= Down 下
AF	= Architectural Feature 建築裝飾	DIN	= Dining Room 飯廳
AF ABOVE	= Architectural Feature Above 上層建築裝飾	DOG HOUSE	= Mechanical & Electrical Services Duct Connecting to the Floor Below 連接下層的機電設施管道
AF ON 1/F	= 建築裝飾於1樓	DPMR	= Drainage Pipe Maintenance Room 排水管維修房
B	= Bathroom 浴室	ELV	= Extra Low Voltage Duct 低電壓管道
BAL	= Balcony 露台	EMR	= Electricity Meter Room 電錶房
BALCONY ABOVE	= Balcony above 上層露台	ENTRANCE HALL	= 入口大堂
BR	= Bedroom 睡房	FAMILY ROOM	= 家庭廳
BUILDING LINE ABOVE	= 上方之建築邊線	FLAT ROOF	= 平台
CANOPY	= 簷篷	GARDEN	= 花園
CANOPY ABOVE	= 上層簷篷	HR	= Hose Reel 消防喉轆

N

Scale 比例 0M/米 5M/米

Tower 15 座　Roof 天台

The internal areas of the residential properties on the upper floors will generally be slightly larger than those on the lower floors because of the reducing thickness of the structural walls on the upper floors.
因住宅物業的較高樓層的結構牆的厚度遞減，較高樓層的內部面積，一般比較低樓層的內部面積稍大。

Remark : The dimensions in the floor plans are all structural dimensions in millimetre.
備註：樓面平面圖之尺規所列數字為以毫米標示之建築結構尺寸。

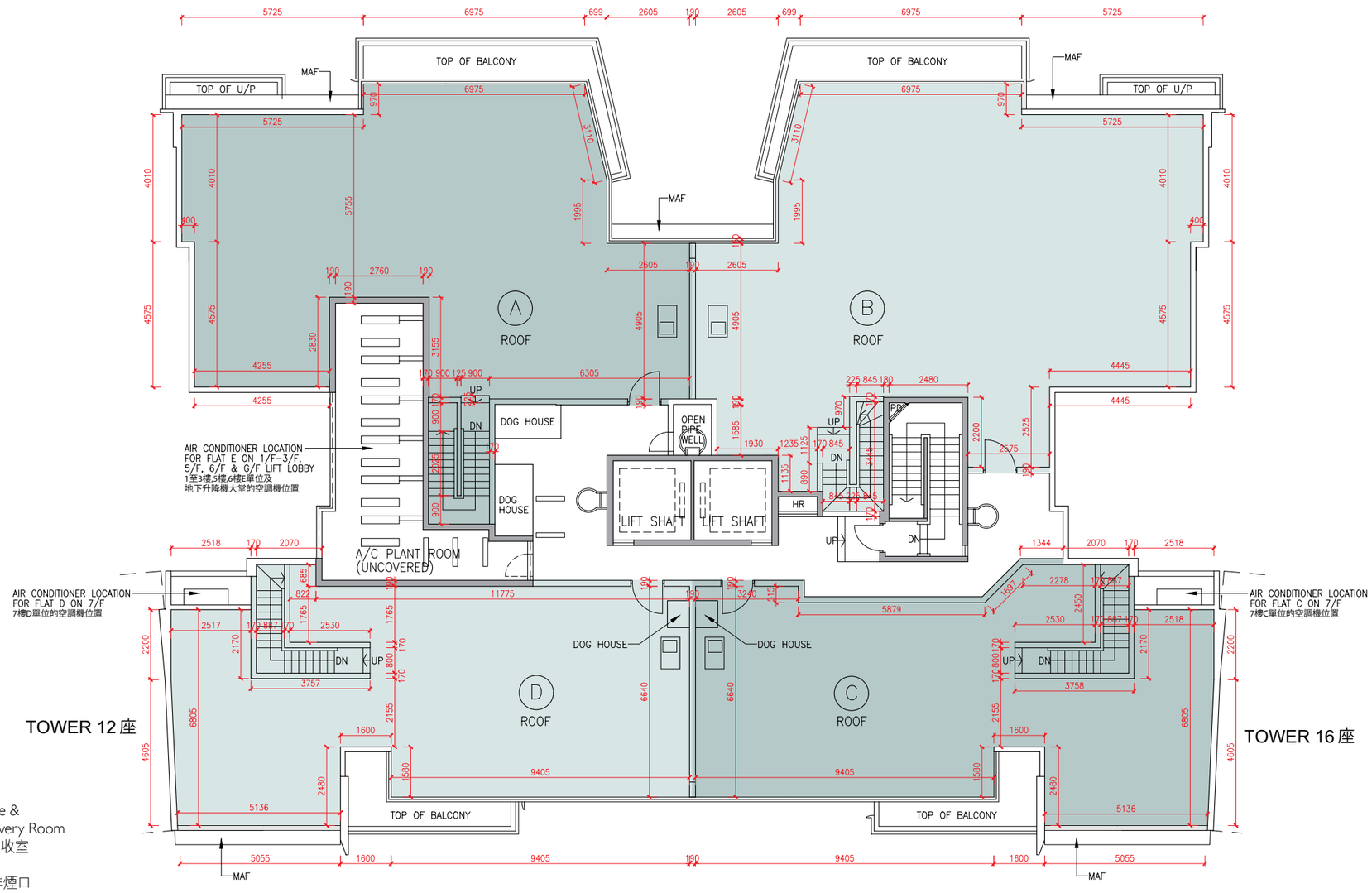

LEGEND 2　圖例 2

JACUZZI	= 按摩池	RS & MRR	= Refuse Storage & Material Recovery Room 垃圾及物料回收室
KIT	= Kitchen 廚房	SKYLIGHT	= 天窗
LAV	= Lavatory 洗手間	SV	= Smoke Vent 排煙口
LIFT	= 升降機	STO	= Store 儲物房
LIFT LOBBY	= 升降機大堂	SWIMMING POOL	= 游泳池
LIFT SHAFT	= 升降機槽	TOP OF BALCONY	= 下層露台上蓋
LIV	= Living Room 客廳	TOP OF CURTAIN WALL	= 幕牆頂部
LIV / DIN	= Living / Dining Room 客/飯廳	TOP OF U/P	= Top of Utility Platform 下層工作平台上蓋
MAF	= Metal Architectural Feature 金屬建築裝飾	UP	= Up 上
MBR	= Master Bedroom 主人睡房	U/P	= Utility Platform 工作平台
MB	= Master Bathroom 主人浴室	U/P ABOVE	= Utility Platform Above 上層工作平台
OPEN PIPE WELL	= 開放式管道井	VOID	= 中空
OWM	= Openable Window For Maintenance 維修窗口	VOID ABOVE	= 上層中空
PANTRY	= 備餐間	WALK-IN CLOSET	= 衣帽間
PLANTER	= 花槽	WMC	= Water Meter Cabinet 水錶箱
PITCHED ROOF	= 斜天台	WMR	= Water Meter Room 水錶房
PD	= Pipe Duct 管道槽		
PLANTER	= 花槽		
ROOF	= 天台		

N

Scale 比例
0M/米　5M/米

發展項目的住宅物業的樓面平面圖

Tower 16 座　G/F 地下

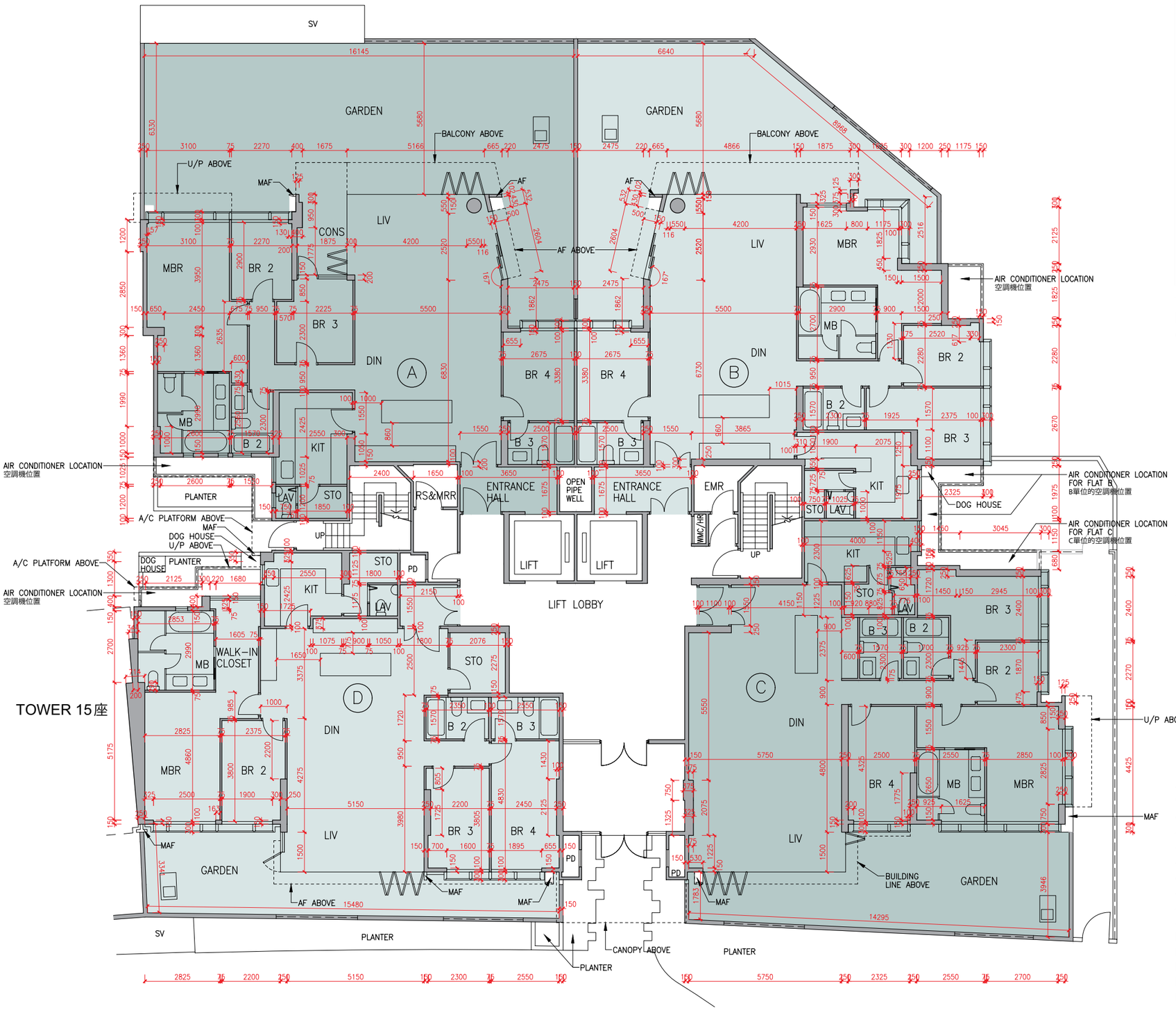

Scale 比例　0M/米　5M/米

N

Description 描述		Flat 單位 A	Flat 單位 B	Flat 單位 C	Flat 單位 D
Floor-to-floor height (refers to the height between the top surface of the structural slab of a floor and the top surface of the structural slab of its immediate upper floor) of each residential property (m) 每個住宅物業的層與層之間的高度(指該樓層之石屎地台面與上一層石屎地台面之高度距離)(米)	G/F 地下	3.050 3.150 3.350 3.390 3.450 3.500 3.550 3.700 3.900 4.000 4.050	3.100 3.150 3.350 3.390 3.500 3.550 3.850 3.900	3.100 3.150 3.200 3.400 3.500 3.550 3.600 3.700 3.750 3.900 3.950	3.150 3.200 3.300 3.450 3.500 3.550 3.600 3.900 3.950
Thickness of the floor slabs (excluding plaster) of each residential property (mm) 每個住宅物業的樓板(不包括灰泥)的厚度(毫米)	G/F 地下	150 175 200 225	150 175 225	150 175 200	150 200

The internal areas of the residential properties on the upper floors will generally be slightly larger than those on the lower floors because of the reducing thickness of the structural walls on the upper floors.
因住宅物業的較高樓層的結構牆的厚度遞減，較高樓層的內部面積，一般比較低樓層的內部面積稍大。

Remarks : 1. The dimensions in the floor plans are all structural dimensions in millimetre.
2. The entrance hall (serving as a private lift lobby), if any, and conservatory, if any, form part of a residential property, are not common part of the Development. Where applicable, the saleable area of the relevant residential properties specified in the section "Area of Residential Properties in the Development" already includes the floor areas of such entrance hall and conservatory. The Authorised Person for the Development has certified that (a) there is no restriction on the usage of such entrance hall and conservatory which will affect owner's enjoyment of the relevant residential property and (b) such entrance hall and conservatory are made for the exclusive use of the owner of the relevant residential property.

備註：1. 樓面平面圖之尺規所列數字為以毫米標示之建築結構尺寸。
2. 入口大堂(作為私人升降機大堂)(如有)及溫室(如有)屬住宅物業一部分，並非發展項目之公用部分。如適用，在「發展項目中的住宅物業的面積」部分內所列出的有關住宅物業之實用面積包括該入口大堂及溫室之樓面面積。發展項目的認可人士已證明入口大堂及溫室(a)在使用上沒有限制亦不會對相關住宅物業業主享用該住宅物業造成影響及(b)是專供相關住宅物業業主使用而設。

LEGEND I 圖例 1

A/C PLANT ROOM (UNCOVERED)	= Air Conditioner Plant Room (uncovered) 空調機房 (沒有上蓋)
A/C PLANT ROOM	= Air Conditioner Plant Room 空調機房
A/C PLATFORM	= Air Conditioner Platform 空調機平台
A/C PLATFORM ABOVE	= Air Conditioner Platform Above 上層空調機平台
ACOUSTIC FIN	= 隔音牆
AD	= Air Duct 通風管道槽
AF	= Architectural Feature 建築裝飾
AF ABOVE	= Architectural Feature Above 上層建築裝飾
AF ON 1/F	= 建築裝飾於1樓
B	= Bathroom 浴室
BAL	= Balcony 露台
BALCONY ABOVE	= Balcony above 上層露台
BR	= Bedroom 睡房
BUILDING LINE ABOVE	= 上方之建築邊線
CANOPY	= 簷篷
CANOPY ABOVE	= 上層簷篷
CD	= Cable Duct 電線管道槽
CFR	= Common Flat Roof 公用平台
CPR	= Common Pitched Roof 公用傾斜屋頂

發展項目的住宅物業的樓面平面圖

Tower 16 座　1/F 1樓

Description 描述		Flat 單位				
		A	B	C	D	E
Floor-to-floor height (refers to the height between the top surface of the structural slab of a floor and the top surface of the structural slab of its immediate upper floor) of each residential property (m) 每個住宅物業的層與層之間的高度(指該樓層之石屎地台面與上一層石屎地台面之高度距離)(米)	1/F 1樓	3.325 3.375		3.325 3.375 3.425 3.465	3.025 3.325 3.365 3.375 3.425 3.725	3.025 3.325 3.365 3.375 3.425 3.465 3.725
Thickness of the floor slabs (excluding plaster) of each residential property (mm) 每個住宅物業的樓板(不包括灰泥)的厚度(毫米)	1/F 1樓	150 175 200 225	150 175 225	150 175 200	150 175	150 175 200

The internal areas of the residential properties on the upper floors will generally be slightly larger than those on the lower floors because of the reducing thickness of the structural walls on the upper floors.
因住宅物業的較高樓層的結構牆的厚度遞減，較高樓層的內部面積，一般比較低樓層的內部面積稍大。

Remarks : 1. The dimensions in the floor plans are all structural dimensions in millimetre.
2. The entrance hall (serving as a private lift lobby), if any, and conservatory, if any, form part of a residential property, are not common part of the Development. Where applicable, the saleable area of the relevant residential properties specified in the section "Area of Residential Properties in the Development" already includes the floor areas of such entrance hall and conservatory. The Authorised Person for the Development has certified that (a) there is no restriction on the usage of such entrance hall and conservatory which will affect owner's enjoyment of the relevant residential property and (b) such entrance hall and conservatory are made for the exclusive use of the owner of the relevant residential property.

備註： 1. 樓面平面圖之尺規所列數字為以毫米標示之建築結構尺寸。
2. 入口大堂(作為私人升降機大堂)(如有)及溫室(如有)屬住宅物業一部分，並非發展項目之公用部分。如適用，在「發展項目中的住宅物業的面積」部分內所列出的有關住宅物業之實用面積包括該入口大堂及溫室之樓面面積。發展項目的認可人士已證明入口大堂及溫室(a)在使用上沒有限制亦不會對相關住宅物業業主享用該住宅物業造成影響及(b)是專供相關住宅物業業主使用而設。

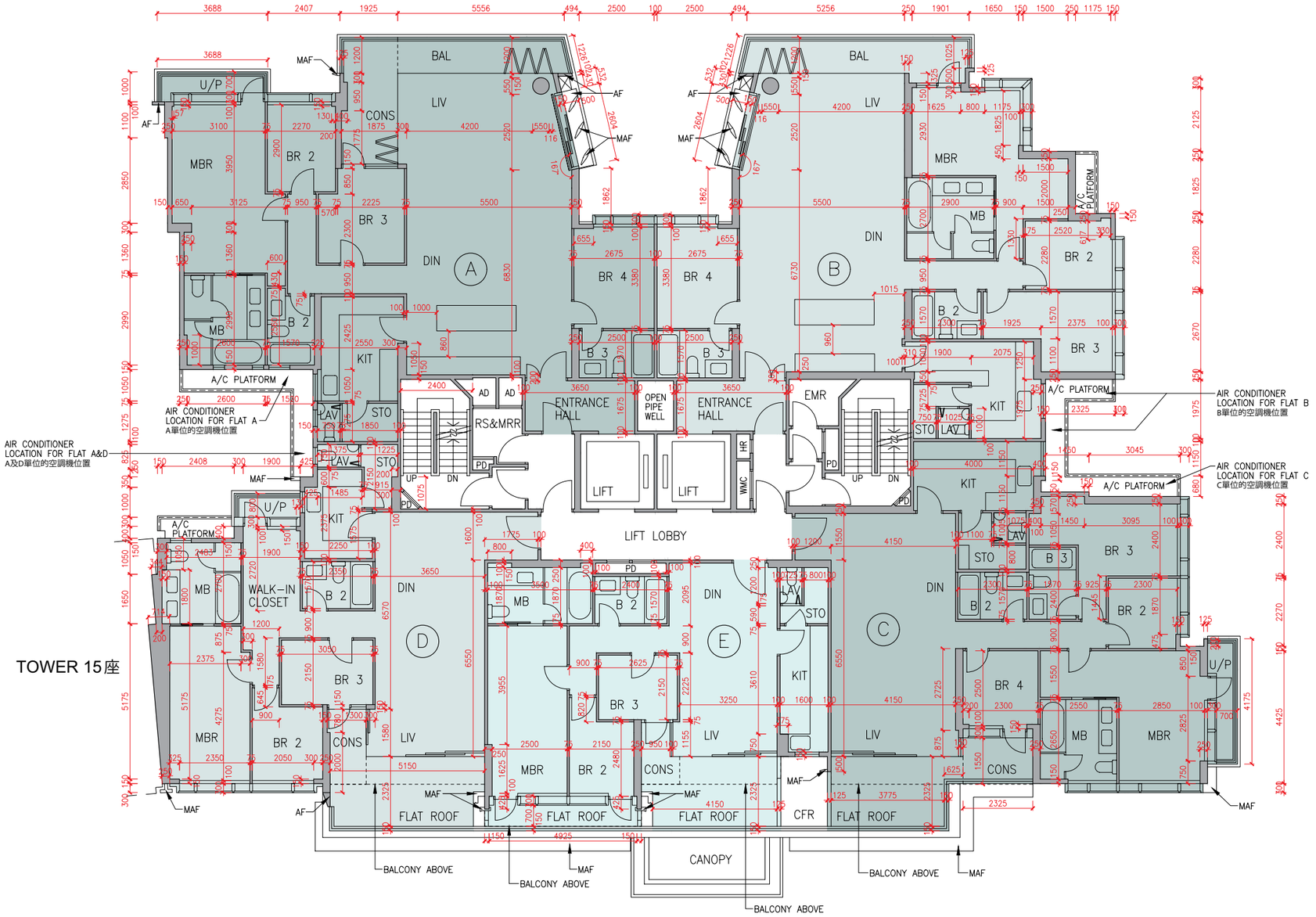

LEGEND 2　圖例 2

CURTAIN WALL ABOVE	= 上方之幕牆
DN	= Down 下
DIN	= Dining Room 飯廳
DOG HOUSE	= Mechanical & Electrical Services Duct Connecting to the Floor Below 連接下層的機電設施管道
DPMR	= Drainage Pipe Maintenance Room 排水管維修房
ELV	= Extra Low Voltage Duct 低電壓管道
EMR	= Electricity Meter Room 電錶房
ENTRANCE HALL	= 入口大堂
FAMILY ROOM	= 家庭廳
FLAT ROOF	= 平台
GARDEN	= 花園
HR	= Hose Reel 消防喉轆
JACUZZI	= 按摩池
KIT	= Kitchen 廚房
LAV	= Lavatory 洗手間
LIFT	= 升降機
CONS	= Conservatory 溫室
LIFT LOBBY	= 升降機大堂
LIFT SHAFT	= 升降機槽
LIV	= Living Room 客廳
LIV / DIN	= Living / Dining Room 客/飯廳
MAF	= Metal Architectural Feature 金屬建築裝飾
MBR	= Master Bedroom 主人睡房
MB	= Master Bathroom 主人浴室
OPEN PIPE WELL	= 開放式管道井
OWM	= Openable Window For Maintenance 維修窗口
PANTRY	= 備餐間
PLANTER	= 花槽
PITCHED ROOF	= 斜天台
PD	= Pipe Duct 管道槽
PLANTER	= 花槽
ROOF	= 天台
RS & MRR	= Refuse Storage & Material Recovery Room 垃圾及物料回收室
SKYLIGHT	= 天窗
SV	= Smoke Vent 排煙口
STO	= Store 儲物房
SWIMMING POOL	= 游泳池
TOP OF BALCONY	= 下層露台上蓋
TOP OF CURTAIN WALL	= 幕牆頂部
TOP OF U/P	= Top of Utility Platform 下層工作平台上蓋
UP	= Up 上
U/P	= Utility Platform 工作平台
U/P ABOVE	= Utility Platform Above 上層工作平台
VOID	= 中空
VOID ABOVE	= 上層中空
WALK-IN CLOSET	= 衣帽間
WMC	= Water Meter Cabinet 水錶箱
WMR	= Water Meter Room 水錶房

N

Scale 比例
0M/米　5M/米

發展項目的住宅物業的樓面平面圖

Tower 16 座　2/F - 6/F (4/F is omitted) 2樓-6樓(不設4樓)

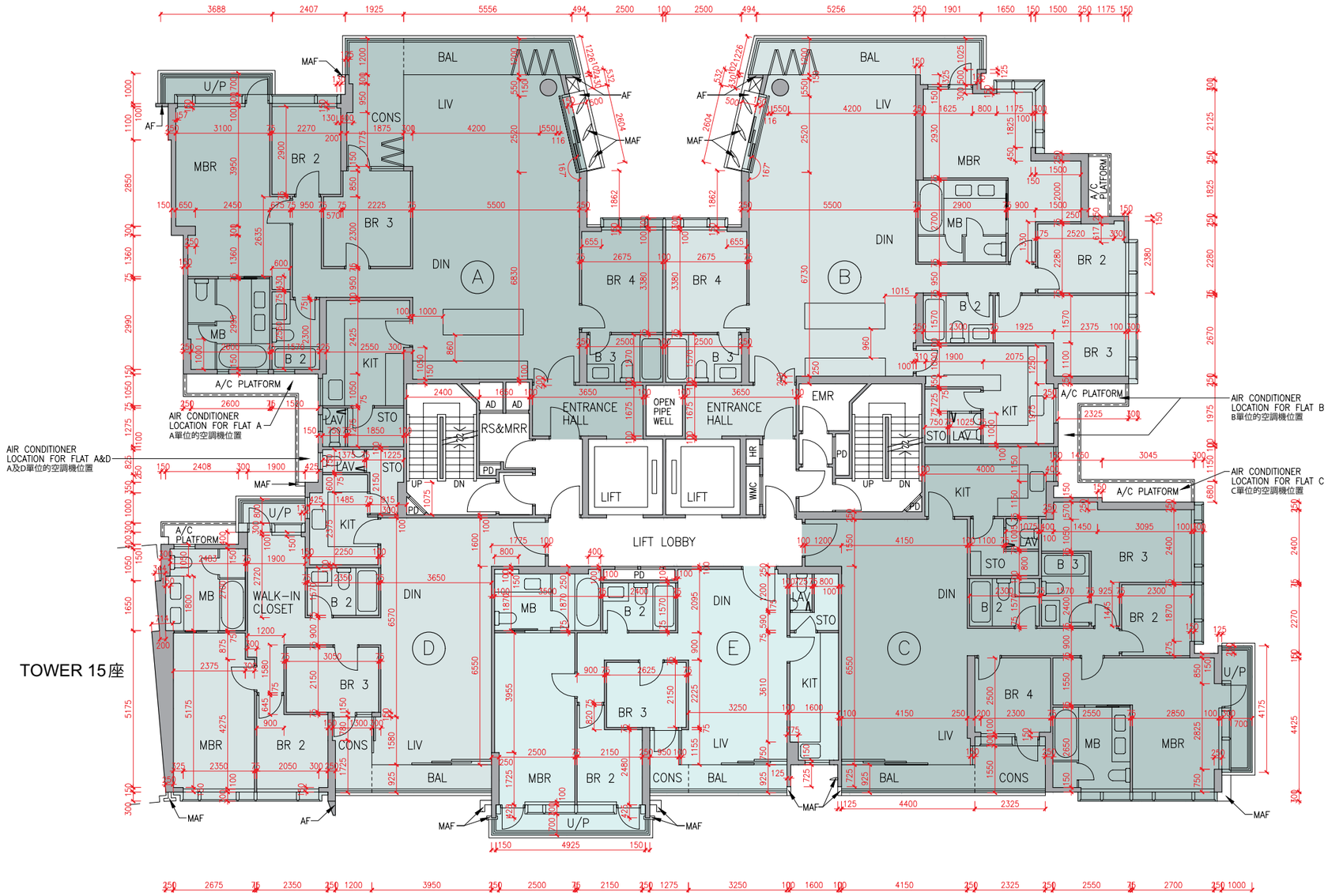

Description 描述		Flat 單位				
		A	B	C	D	E
Floor-to-floor height (refers to the height between the top surface of the structural slab of a floor and the top surface of the structural slab of its immediate upper floor) of each residential property (m) 每個住宅物業的層與層之間的高度(指該樓層之石屎地台面與上一層石屎地台面之高度距離)(米)	2/F-5/F 2樓-5樓	3.375				
	6/F 6樓	3.450 3.500 3.850	3.150 3.450 3.500 3.850	3.100 3.150 3.500 3.850 3.900	3.050 3.150 3.450 3.500 3.600 3.950	3.150 3.250 3.450 3.475 3.500 3.535 3.550 3.710 3.850
Thickness of the floor slabs (excluding plaster) of each residential property (mm) 每個住宅物業的樓板(不包括灰泥)的厚度(毫米)	2/F-6/F 2樓-6樓	150 175 200 225	150 175 225	150 175 200	150 175	150 175 200

The internal areas of the residential properties on the upper floors will generally be slightly larger than those on the lower floors because of the reducing thickness of the structural walls on the upper floors.

因住宅物業的較高樓層的結構牆的厚度遞減，較高樓層的內部面積，一般比較低樓層的內部面積稍大。

Remarks : 1. The dimensions in the floor plans are all structural dimensions in millimetre.

2. The entrance hall (serving as a private lift lobby), if any, and conservatory, if any, form part of a residential property, are not common part of the Development. Where applicable, the saleable area of the relevant residential properties specified in the section "Area of Residential Properties in the Development" already includes the floor areas of such entrance hall and conservatory. The Authorised Person for the Development has certified that (a) there is no restriction on the usage of such entrance hall and conservatory which will affect owner's enjoyment of the relevant residential property and (b) such entrance hall and conservatory are made for the exclusive use of the owner of the relevant residential property.

備註： 1. 樓面平面圖之尺規所列數字為以毫米標示之建築結構尺寸。

2. 入口大堂(作為私人升降機大堂)(如有)及溫室(如有)屬住宅物業一部分，並非發展項目之公用部分。如適用，在「發展項目中的住宅物業的面積」部分內所列出的有關住宅物業之實用面積包括該入口大堂及溫室之樓面面積。發展項目的認可人士已證明入口大堂及溫室(a)在使用上沒有限制亦不會對相關住宅物業業主享用該住宅物業造成影響及(b)是專供相關住宅物業業主使用而設。

LEGEND I 圖例 1

A/C PLANT ROOM (UNCOVERED)	= Air Conditioner Plant Room (uncovered) 空調機房 (沒有上蓋)
A/C PLANT ROOM	= Air Conditioner Plant Room 空調機房
A/C PLATFORM	= Air Conditioner Platform 空調機平台
A/C PLATFORM ABOVE	= Air Conditioner Platform Above 上層空調機平台
ACOUSTIC FIN	= 隔音牆
AD	= Air Duct 通風管道槽
AF	= Architectural Feature 建築裝飾
AF ABOVE	= Architectural Feature Above 上層建築裝飾
AF ON 1/F	= 建築裝飾於1樓
B	= Bathroom 浴室
BAL	= Balcony 露台
BALCONY ABOVE	= Balcony above 上層露台
BR	= Bedroom 睡房
BUILDING LINE ABOVE	= 上方之建築邊線
CANOPY	= 簷篷
CANOPY ABOVE	= 上層簷篷
CD	= Cable Duct 電線管道槽
CFR	= Common Flat Roof 公用平台
CPR	= Common Pitched Roof 公用傾斜屋頂

Tower 16 座　7/F 7樓

Description 描述		Flat 單位 A	B	C	D
Floor-to-floor height (refers to the height between the top surface of the structural slab of a floor and the top surface of the structural slab of its immediate upper floor) of each residential property (m) 每個住宅物業的層與層之間的高度(指該樓層之石屎地台面與上一層石屎地台面之高度距離)(米)	7/F 7樓	3.500 3.540 3.550 3.850 3.950	3.500 3.540 3.550 3.850 3.900	3.460 3.500 3.550 3.750 3.850 3.900	
Thickness of the floor slabs (excluding plaster) of each residential property (mm) 每個住宅物業的樓板(不包括灰泥)的厚度(毫米)	7/F 7樓	150 175 200 225	150 175 225	150 175 200	

The internal areas of the residential properties on the upper floors will generally be slightly larger than those on the lower floors because of the reducing thickness of the structural walls on the upper floors.
因住宅物業的較高樓層的結構牆的厚度遞減，較高樓層的內部面積，一般比較低樓層的內部面積稍大。

Remarks : 1. The dimensions in the floor plans are all structural dimensions in millimetre.
2. The entrance hall (serving as a private lift lobby), if any, and conservatory, if any, form part of a residential property, are not common part of the Development. Where applicable, the saleable area of the relevant residential properties specified in the section "Area of Residential Properties in the Development" already includes the floor areas of such entrance hall and conservatory. The Authorised Person for the Development has certified that (a) there is no restriction on the usage of such entrance hall and conservatory which will affect owner's enjoyment of the relevant residential property and (b) such entrance hall and conservatory are made for the exclusive use of the owner of the relevant residential property.

備註：1. 樓面平面圖之尺規所列數字為以毫米標示之建築結構尺寸。
2. 入口大堂(作為私人升降機大堂)(如有)及溫室(如有)屬住宅物業一部分，並非發展項目之公用部分。如適用，在「發展項目中的住宅物業的面積」部分內所列出的有關住宅物業之實用面積包括該入口大堂及溫室之樓面面積。發展項目的認可人士已證明入口大堂及溫室(a)在使用上沒有限制亦不會對相關住宅物業業主享用該住宅物業造成影響及(b)是專供相關住宅物業業主使用而設。

TOWER 15座

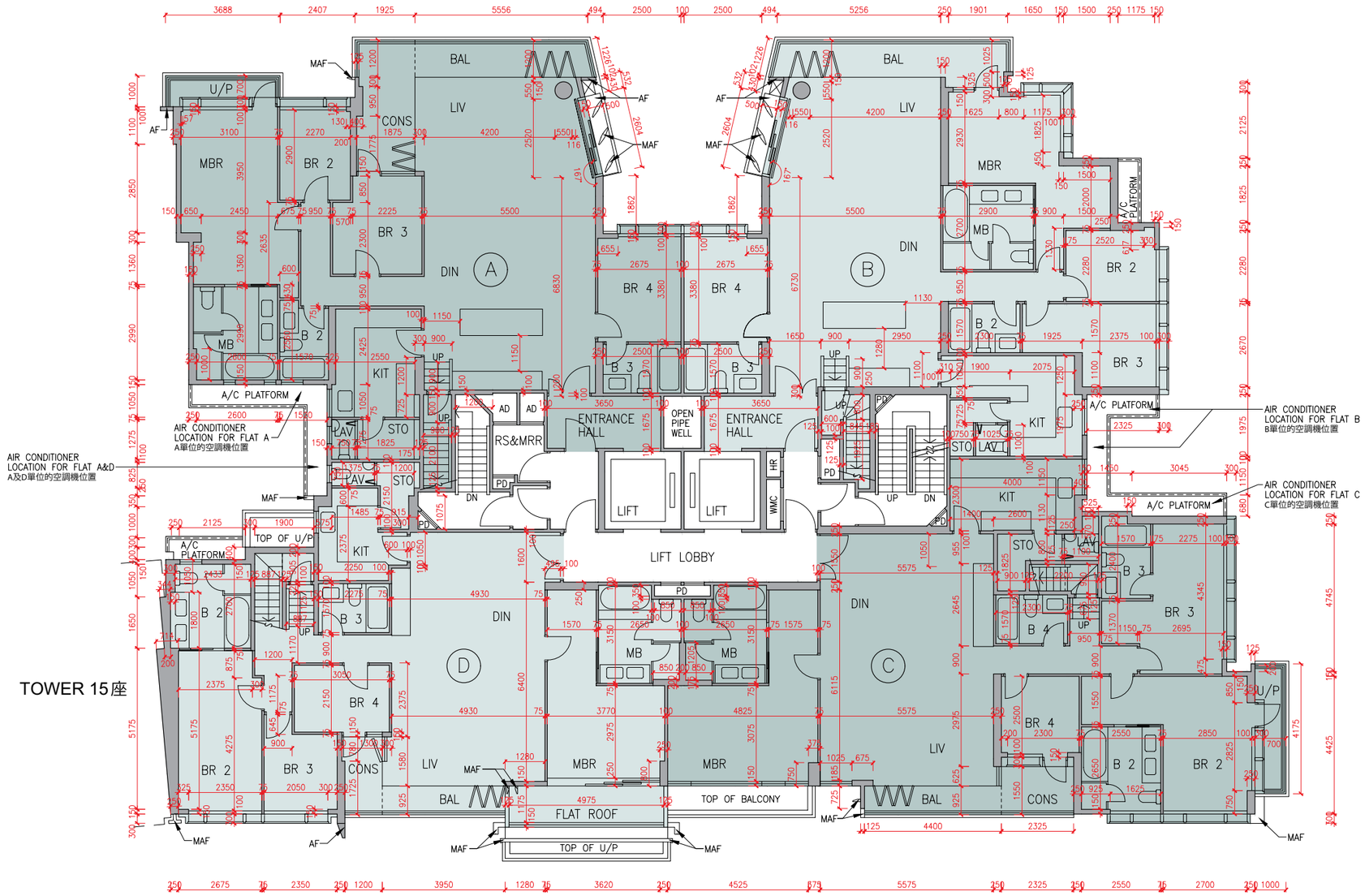

LEGEND 2　圖例 2

CURTAIN WALL ABOVE = 上方之幕牆
DN = Down 下
DIN = Dining Room 飯廳
DOG HOUSE = Mechanical & Electrical Services Duct Connecting to the Floor Below 連接下層的機電設施管道
DPMR = Drainage Pipe Maintenance Room 排水管維修房
ELV = Extra Low Voltage Duct 低電壓管道
EMR = Electricity Meter Room 電錶房
ENTRANCE HALL = 入口大堂
FAMILY ROOM = 家庭廳
FLAT ROOF = 平台
GARDEN = 花園
HR = Hose Reel 消防喉轆
JACUZZI = 按摩池
KIT = Kitchen 廚房
LAV = Lavatory 洗手間
LIFT = 升降機
CONS = Conservatory 溫室
LIFT LOBBY = 升降機大堂
LIFT SHAFT = 升降機槽
LIV = Living Room 客廳
LIV / DIN = Living / Dining Room 客/飯廳
MAF = Metal Architectural Feature 金屬建築裝飾
MBR = Master Bedroom 主人睡房
MB = Master Bathroom 主人浴室
OPEN PIPE WELL = 開放式管道井
OWM = Openable Window For Maintenance 維修窗口
PANTRY = 備餐間
PLANTER = 花槽
PITCHED ROOF = 斜天台
PD = Pipe Duct 管道槽
PLANTER = 花槽
ROOF = 天台
RS & MRR = Refuse Storage & Material Recovery Room 垃圾及物料回收室
SKYLIGHT = 天窗
SV = Smoke Vent 排煙口
STO = Store 儲物房
SWIMMING POOL = 游泳池
TOP OF BALCONY = 下層露台上蓋
TOP OF CURTAIN WALL = 幕牆頂部
TOP OF U/P = Top of Utility Platform 下層工作平台上蓋
UP = Up 上
U/P = Utility Platform 工作平台
U/P ABOVE = Utility Platform Above 上層工作平台
VOID = 中空
VOID ABOVE = 上層中空
WALK-IN CLOSET = 衣帽間
WMC = Water Meter Cabinet 水錶箱
WMR = Water Meter Room 水錶房

N

Scale 比例
0M/米　5M/米

Tower 16 座　Roof 天台

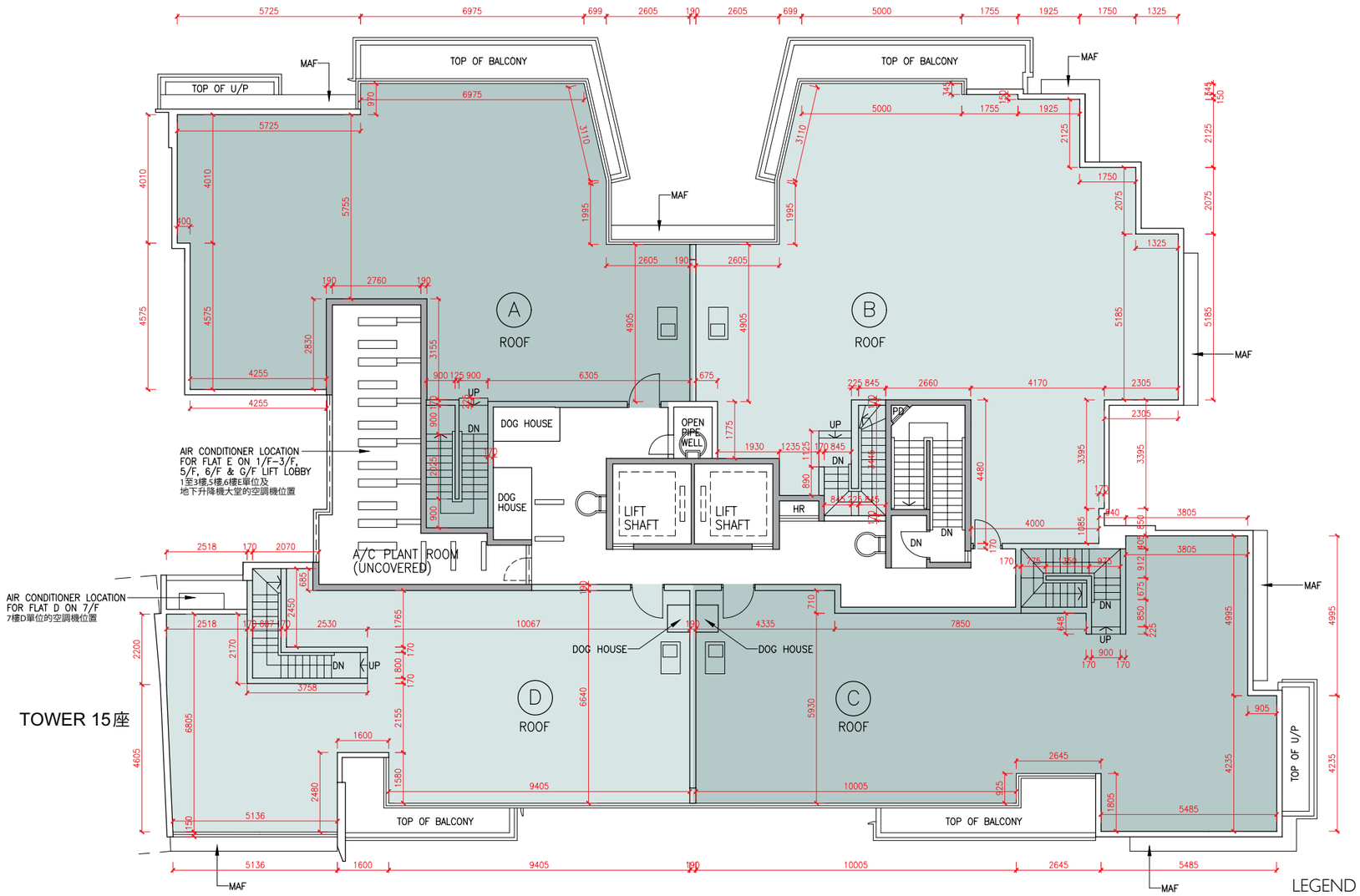

Scale 比例　0M/米　5M/米

N

The internal areas of the residential properties on the upper floors will generally be slightly larger than those on the lower floors because of the reducing thickness of the structural walls on the upper floors.
因住宅物業的較高樓層的結構牆的厚度遞減，較高樓層的內部面積，一般比較低樓層的內部面積稍大。

Remark : The dimensions in the floor plans are all structural dimensions in millimetre.
備註：樓面平面圖之尺規所列數字為以毫米標示之建築結構尺寸。

LEGEND I 圖例 1

A/C PLANT ROOM (UNCOVERED)	= Air Conditioner Plant Room (uncovered) 空調機房 (沒有上蓋)	CD	= Cable Duct 電線管道槽
A/C PLANT ROOM	= Air Conditioner Plant Room 空調機房	CFR	= Common Flat Roof 公用平台
A/C PLATFORM	= Air Conditioner Platform 空調機平台	CPR	= Common Pitched Roof 公用傾斜屋頂
A/C PLATFORM ABOVE	= Air Conditioner Platform Above 上層空調機平台	CONS	= Conservatory 溫室
ACOUSTIC FIN	= 隔音牆	CURTAIN WALL ABOVE	= 上方之幕牆
AD	= Air Duct 通風管道槽	DN	= Down 下
AF	= Architectural Feature 建築裝飾	DIN	= Dining Room 飯廳
AF ABOVE	= Architectural Feature Above 上層建築裝飾	DOG HOUSE	= Mechanical & Electrical Services Duct Connecting to the Floor Below 連接下層的機電設施管道
AF ON 1/F	= 建築裝飾於1樓	DPMR	= Drainage Pipe Maintenance Room 排水管維修房
B	= Bathroom 浴室	ELV	= Extra Low Voltage Duct 低電壓管道
BAL	= Balcony 露台	EMR	= Electricity Meter Room 電錶房
BALCONY ABOVE	= Balcony above 上層露台	ENTRANCE HALL	= 入口大堂
BR	= Bedroom 睡房	FAMILY ROOM	= 家庭廳
BUILDING LINE ABOVE	= 上方之建築邊線	FLAT ROOF	= 平台
CANOPY	= 簷篷	GARDEN	= 花園
CANOPY ABOVE	= 上層簷篷	HR	= Hose Reel 消防喉轆

Tower 17 座　G/F 地下

Description 描述		Flat 單位 A	Flat 單位 B	Flat 單位 C	Flat 單位 D
Floor-to-floor height (refers to the height between the top surface of the structural slab of a floor and the top surface of the structural slab of its immediate upper floor) of each residential property (m) 每個住宅物業的層與層之間的高度(指該樓層之石屎地台面與上一層石屎地台面之高度距離)(米)	G/F 地下	2.650 2.700 2.800 2.890 2.950 3.000 3.050 3.300 3.350	2.650 2.750 2.890 3.000 3.050 3.300 3.350	2.650 2.700 2.790 3.000 3.100 3.350	2.650 2.700 2.750 2.790 2.950 3.000 3.100 3.300 3.350
Thickness of the floor slabs (excluding plaster) of each residential property (mm) 每個住宅物業的樓板(不包括灰泥)的厚度(毫米)	G/F 地下	150 200 300	150 175 300	150 175 200	

The internal areas of the residential properties on the upper floors will generally be slightly larger than those on the lower floors because of the reducing thickness of the structural walls on the upper floors.
因住宅物業的較高樓層的結構牆的厚度遞減，較高樓層的內部面積，一般比較低樓層的內部面積稍大。

Remark : The dimensions in the floor plans are all structural dimensions in millimetre.
備註：樓面平面圖之尺規所列數字為以毫米標示之建築結構尺寸。

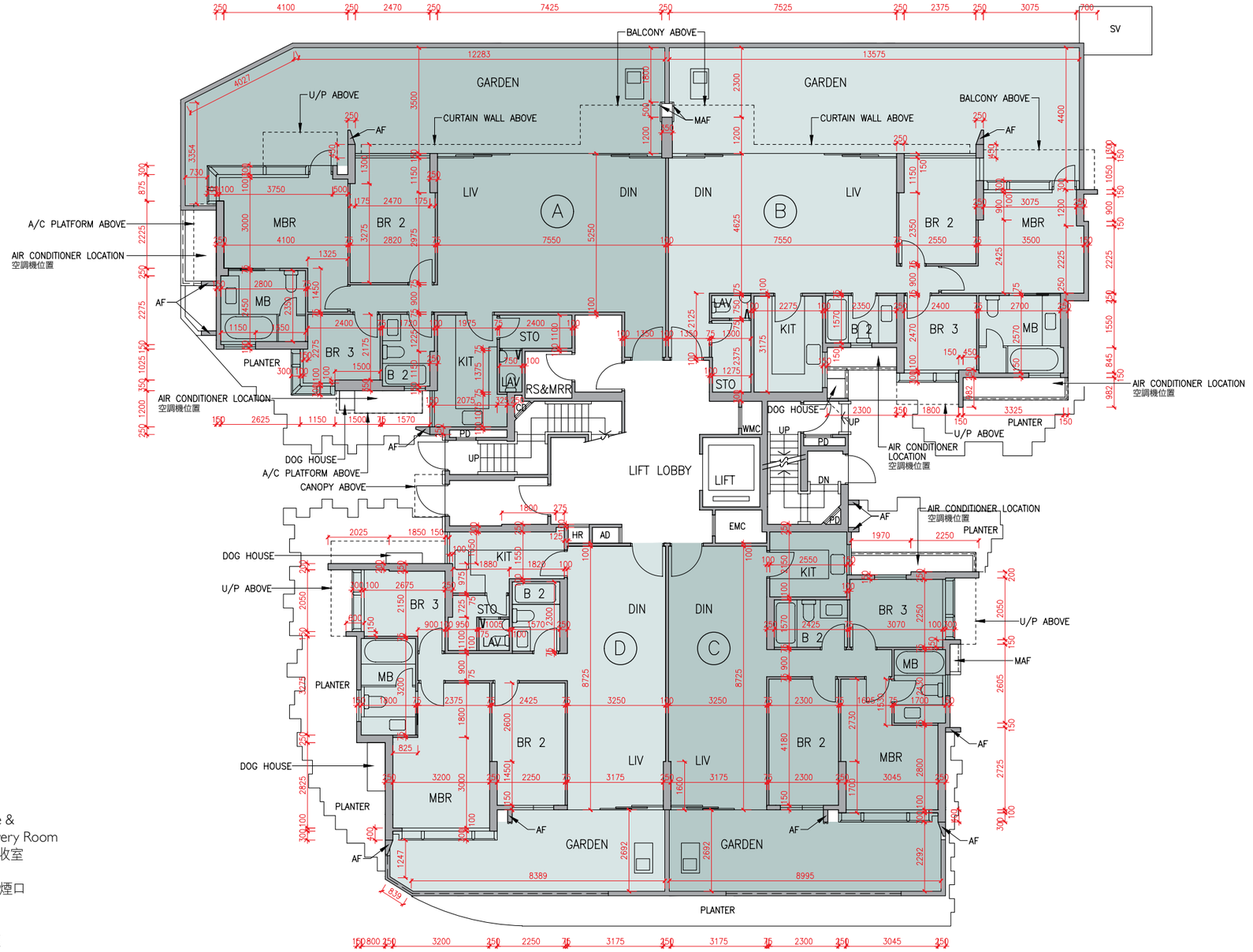

LEGEND 2　圖例 2

JACUZZI	= 按摩池	RS & MRR	= Refuse Storage & Material Recovery Room 垃圾及物料回收室
KIT	= Kitchen 廚房	SKYLIGHT	= 天窗
LAV	= Lavatory 洗手間	SV	= Smoke Vent 排煙口
LIFT	= 升降機	STO	= Store 儲物房
LIFT LOBBY	= 升降機大堂	SWIMMING POOL	= 游泳池
LIFT SHAFT	= 升降機槽	TOP OF BALCONY	= 下層露台上蓋
LIV	= Living Room 客廳	TOP OF CURTAIN WALL	= 幕牆頂部
LIV / DIN	= Living / Dining Room 客/飯廳	TOP OF U/P	= Top of Utility Platform 下層工作平台上蓋
MAF	= Metal Architectural Feature 金屬建築裝飾	UP	= Up 上
MBR	= Master Bedroom 主人睡房	U/P	= Utility Platform 工作平台
MB	= Master Bathroom 主人浴室	U/P ABOVE	= Utility Platform Above 上層工作平台
OPEN PIPE WELL	= 開放式管道井	VOID	= 中空
OWM	= Openable Window For Maintenance 維修窗口	VOID ABOVE	= 上層中空
PANTRY	= 備餐間	WALK-IN CLOSET	= 衣帽間
PLANTER	= 花槽	WMC	= Water Meter Cabinet 水錶箱
PITCHED ROOF	= 斜天台	WMR	= Water Meter Room 水錶房
PD	= Pipe Duct 管道槽		
PLANTER	= 花槽		
ROOF	= 天台		

N

Scale 比例
0M/米　5M/米

Tower 17 座　1/F 1樓

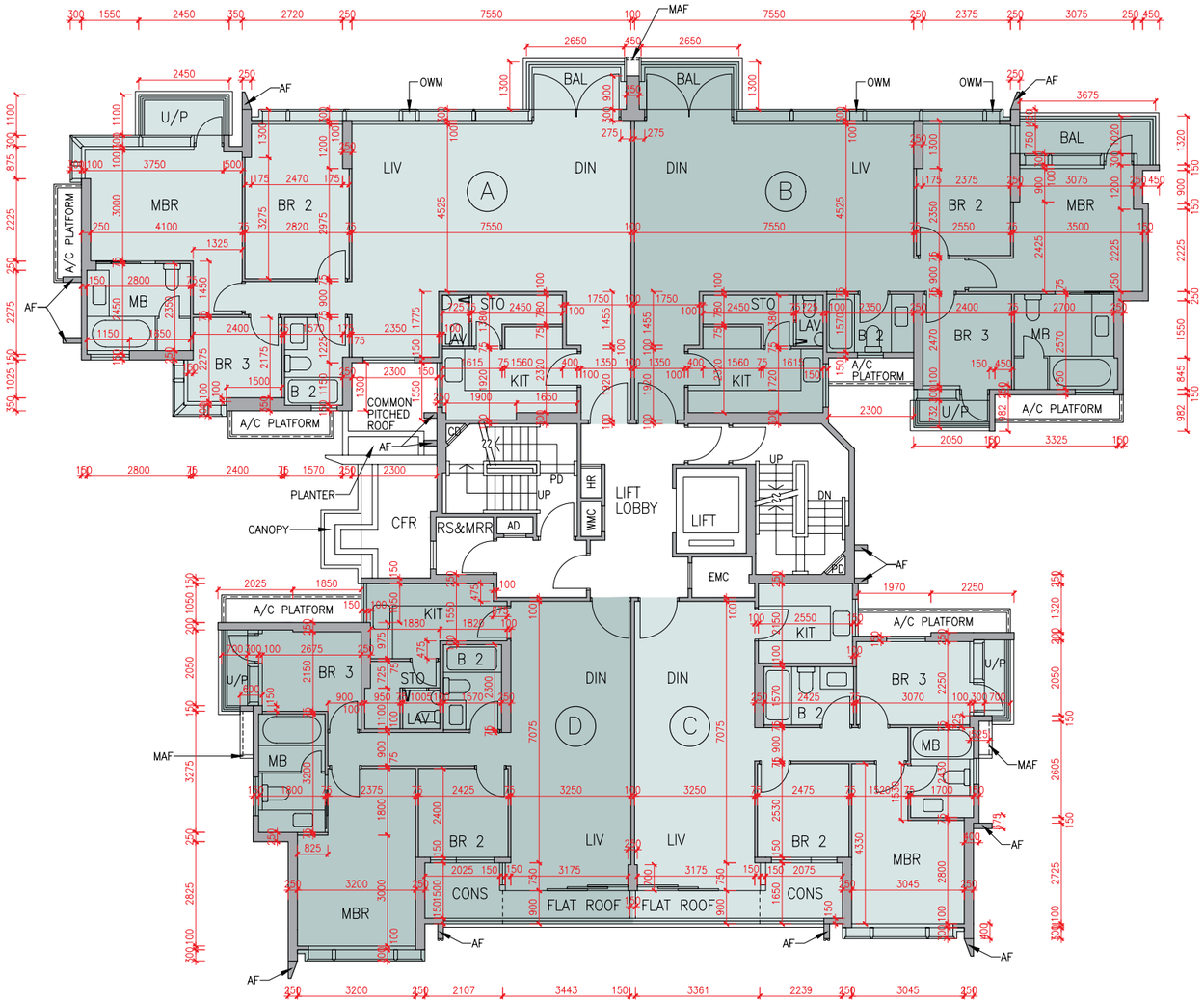

Description 描述		Flat 單位			
		A	B	C	D
Floor-to-floor height (refers to the height between the top surface of the structural slab of a floor and the top surface of the structural slab of its immediate upper floor) of each residential property (m) 每個住宅物業的層與層之間的高度(指該樓層之石屎地台面與上一層石屎地台面之高度距離)(米)	1/F 1樓	2.650 3.000	3.000	2.750 3.000 3.050	3.000 3.050
Thickness of the floor slabs (excluding plaster) of each residential property (mm) 每個住宅物業的樓板(不包括灰泥)的厚度(毫米)	1/F 1樓	150 175 200 300	150 175 300	150 175 200	

The internal areas of the residential properties on the upper floors will generally be slightly larger than those on the lower floors because of the reducing thickness of the structural walls on the upper floors.
因住宅物業的較高樓層的結構牆的厚度遞減，較高樓層的內部面積，一般比較低樓層的內部面積稍大。

Remarks : 1. The dimensions in the floor plans are all structural dimensions in millimetre.
2. The conservatory, if any, forms part of a residential property, is not common part of the Development. Where applicable, the saleable area of the relevant residential properties specified in the section "Area of Residential Properties in the Development" already includes the floor areas of such conservatory. The Authorised Person for the Development has certified that (a) there is no restriction on the usage of such conservatory which will affect owner's enjoyment of the relevant residential property and (b) such conservatory is made for the exclusive use of the owner of the relevant residential property.

備註： 1. 樓面平面圖之尺規所列數字為以毫米標示之建築結構尺寸。
2. 溫室(如有)屬住宅物業一部分，並非發展項目之公用部分。如適用，在「發展項目中的住宅物業的面積」部份內所列出的有關住宅物業之實用面積包括該溫室之樓面面積。發展項目的認可人士已證明溫室(a)在使用上沒有限制亦不會對相關住宅物業業主享用該住宅物業造成影響及(b)是專供相關住宅物業業主使用而設。

LEGEND I 圖例 1

A/C PLANT ROOM (UNCOVERED)	= Air Conditioner Plant Room (uncovered) 空調機房 (沒有上蓋)	CD	= Cable Duct 電線管道槽
A/C PLANT ROOM	= Air Conditioner Plant Room 空調機房	CFR	= Common Flat Roof 公用平台
A/C PLATFORM	= Air Conditioner Platform 空調機平台	CPR	= Common Pitched Roof 公用傾斜屋頂
A/C PLATFORM ABOVE	= Air Conditioner Platform Above 上層空調機平台	CONS	= Conservatory 溫室
ACOUSTIC FIN	= 隔音牆	CURTAIN WALL ABOVE	= 上方之幕牆
AD	= Air Duct 通風管道槽	DN	= Down 下
AF	= Architectural Feature 建築裝飾	DIN	= Dining Room 飯廳
AF ABOVE	= Architectural Feature Above 上層建築裝飾	DOG HOUSE	= Mechanical & Electrical Services Duct Connecting to the Floor Below 連接下層的機電設施管道
AF ON 1/F	= 建築裝飾於1樓	DPMR	= Drainage Pipe Maintenance Room 排水管維修房
B	= Bathroom 浴室	ELV	= Extra Low Voltage Duct 低電壓管道
BAL	= Balcony 露台	EMR	= Electricity Meter Room 電錶房
BALCONY ABOVE	= Balcony above 上層露台	ENTRANCE HALL	= 入口大堂
BR	= Bedroom 睡房	FAMILY ROOM	= 家庭廳
BUILDING LINE ABOVE	= 上方之建築邊線	FLAT ROOF	= 平台
CANOPY	= 簷篷	GARDEN	= 花園
CANOPY ABOVE	= 上層簷篷	HR	= Hose Reel 消防喉轆

Scale 比例　0M/米　5M/米

N

Tower 17 座　2/F - 5/F (4/F is omitted) 2樓-5樓(不設4樓)

Description 描述		Flat 單位			
		A	B	C	D
Floor-to-floor height (refers to the height between the top surface of the structural slab of a floor and the top surface of the structural slab of its immediate upper floor) of each residential property (m) 每個住宅物業的層與層之間的高度(指該樓層之石屎地台面與上一層石屎地台面之高度距離)(米)	2/F-5/F 2樓-5樓	3.000			
Thickness of the floor slabs (excluding plaster) of each residential property (mm) 每個住宅物業的樓板(不包括灰泥)的厚度(毫米)	2/F-5/F 2樓-5樓	150 175 200 300	150 175 300	150 175 200	

The internal areas of the residential properties on the upper floors will generally be slightly larger than those on the lower floors because of the reducing thickness of the structural walls on the upper floors.
因住宅物業的較高樓層的結構牆的厚度遞減，較高樓層的內部面積，一般比較低樓層的內部面積稍大。

Remarks : 1. The dimensions in the floor plans are all structural dimensions in millimetre.
2. The conservatory, if any, forms part of a residential property, is not common part of the Development. Where applicable, the saleable area of the relevant residential properties specified in the section "Area of Residential Properties in the Development" already includes the floor areas of such conservatory. The Authorised Person for the Development has certified that (a) there is no restriction on the usage of such conservatory which will affect owner's enjoyment of the relevant residential property and (b) such conservatory is made for the exclusive use of the owner of the relevant residential property.

備註： 1. 樓面平面圖之尺規所列數字為以毫米標示之建築結構尺寸。
2. 溫室(如有)屬住宅物業一部分，並非發展項目之公用部分。如適用，在「發展項目中的住宅物業的面積」部份內所列出的有關住宅物業之實用面積包括該溫室之樓面面積。發展項目的認可人士已證明溫室(a)在使用上沒有限制亦不會對相關住宅物業業主享用該住宅物業造成影響及(b)是專供相關住宅物業業主使用而設。

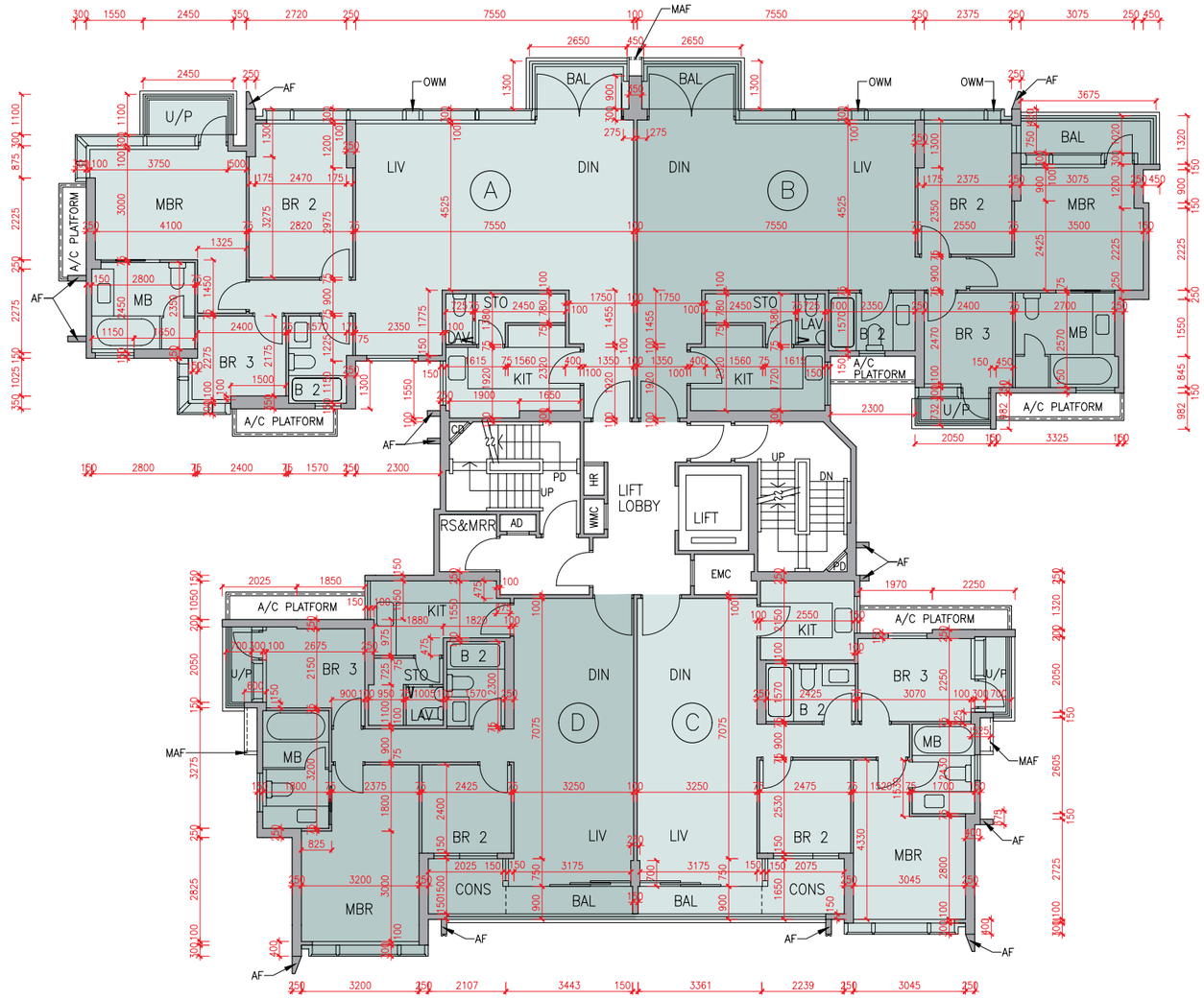

LEGEND 2　圖例 2

JACUZZI	= 按摩池	RS & MRR	= Refuse Storage & Material Recovery Room 垃圾及物料回收室
KIT	= Kitchen 廚房		
LAV	= Lavatory 洗手間		
LIFT	= 升降機	SKYLIGHT	= 天窗
LIFT LOBBY	= 升降機大堂	SV	= Smoke Vent 排煙口
LIFT SHAFT	= 升降機槽	STO	= Store 儲物房
LIV	= Living Room 客廳	SWIMMING POOL	= 游泳池
LIV / DIN	= Living / Dining Room 客/飯廳	TOP OF BALCONY	= 下層露台上蓋
MAF	= Metal Architectural Feature 金屬建築裝飾	TOP OF CURTAIN WALL	= 幕牆頂部
		TOP OF U/P	= Top of Utility Platform 下層工作平台上蓋
MBR	= Master Bedroom 主人睡房		
MB	= Master Bathroom 主人浴室	UP	= Up 上
OPEN PIPE WELL	= 開放式管道井	U/P	= Utility Platform 工作平台
OWM	= Openable Window For Maintenance 維修窗口	U/P ABOVE	= Utility Platform Above 上層工作平台
PANTRY	= 備餐間	VOID	= 中空
PLANTER	= 花槽	VOID ABOVE	= 上層中空
PITCHED ROOF	= 斜天台	WALK-IN CLOSET	= 衣帽間
PD	= Pipe Duct 管道槽	WMC	= Water Meter Cabinet 水錶箱
PLANTER	= 花槽	WMR	= Water Meter Room 水錶房
ROOF	= 天台		

N

Scale 比例
0M/米　5M/米

Tower 17 座　6/F 6樓

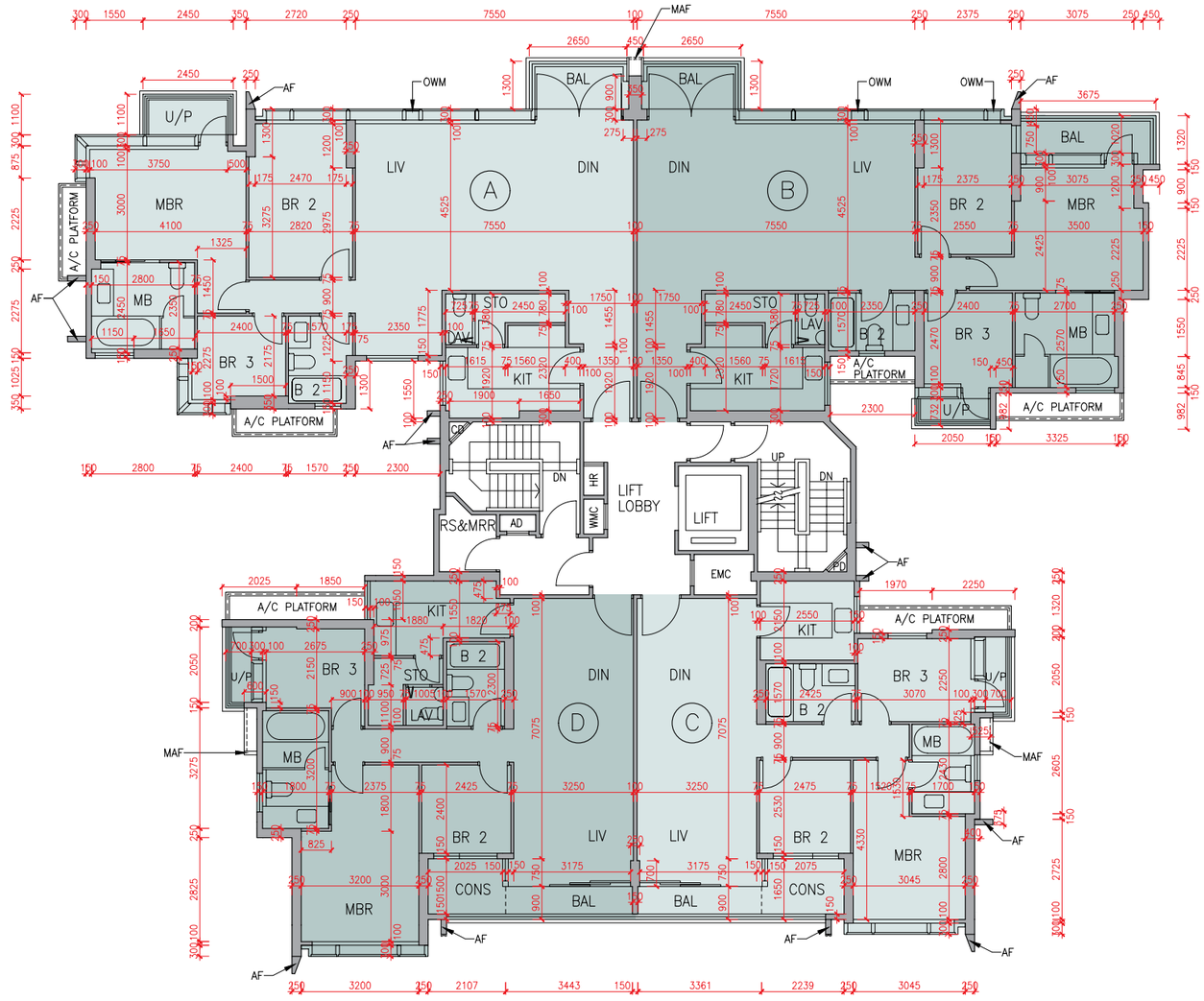

Description 描述		Flat 單位			
		A	B	C	D
Floor-to-floor height (refers to the height between the top surface of the structural slab of a floor and the top surface of the structural slab of its immediate upper floor) of each residential property (m) 每個住宅物業的層與層之間的高度(指該樓層之石屎地台面與上一層石屎地台面之高度距離)(米)	6/F 6樓	3.000 3.050 3.300 3.350	3.000 3.050 3.250 3.300 3.350	3.000 3.210 3.250 3.350	3.000 3.050 3.210 3.250 3.350
Thickness of the floor slabs (excluding plaster) of each residential property (mm) 每個住宅物業的樓板(不包括灰泥)的厚度(毫米)	6/F 6樓	150 175 200 300	150 175 300	150 175 200	

The internal areas of the residential properties on the upper floors will generally be slightly larger than those on the lower floors because of the reducing thickness of the structural walls on the upper floors.
因住宅物業的較高樓層的結構牆的厚度遞減，較高樓層的內部面積，一般比較低樓層的內部面積稍大。

Remarks : 1. The dimensions in the floor plans are all structural dimensions in millimetre.
2. The conservatory, if any, forms part of a residential property, is not common part of the Development. Where applicable, the saleable area of the relevant residential properties specified in the section "Area of Residential Properties in the Development" already includes the floor areas of such conservatory. The Authorised Person for the Development has certified that (a) there is no restriction on the usage of such conservatory which will affect owner's enjoyment of the relevant residential property and (b) such conservatory is made for the exclusive use of the owner of the relevant residential property.

備註：1. 樓面平面圖之尺規所列數字為以毫米標示之建築結構尺寸。
2. 溫室(如有)屬住宅物業一部分，並非發展項目之公用部分。如適用，在「發展項目中的住宅物業的面積」部份內所列出的有關住宅物業之實用面積包括該溫室之樓面面積。發展項目的認可人士已證明溫室(a)在使用上沒有限制亦不會對相關住宅物業業主享用該住宅物業造成影響及(b)是專供相關住宅物業業主使用而設。

LEGEND I 圖例 1

A/C PLANT ROOM (UNCOVERED)	= Air Conditioner Plant Room (uncovered) 空調機房 (沒有上蓋)	CD	= Cable Duct 電線管道槽
A/C PLANT ROOM	= Air Conditioner Plant Room 空調機房	CFR	= Common Flat Roof 公用平台
A/C PLATFORM	= Air Conditioner Platform 空調機平台	CPR	= Common Pitched Roof 公用傾斜屋頂
A/C PLATFORM ABOVE	= Air Conditioner Platform Above 上層空調機平台	CONS	= Conservatory 溫室
ACOUSTIC FIN	= 隔音牆	CURTAIN WALL ABOVE	= 上方之幕牆
AD	= Air Duct 通風管道槽	DN	= Down 下
AF	= Architectural Feature 建築裝飾	DIN	= Dining Room 飯廳
AF ABOVE	= Architectural Feature Above 上層建築裝飾	DOG HOUSE	= Mechanical & Electrical Services Duct Connecting to the Floor Below 連接下層的機電設施管道
AF ON 1/F	= 建築裝飾於1樓	DPMR	= Drainage Pipe Maintenance Room 排水管維修房
B	= Bathroom 浴室	ELV	= Extra Low Voltage Duct 低電壓管道
BAL	= Balcony 露台	EMR	= Electricity Meter Room 電錶房
BALCONY ABOVE	= Balcony above 上層露台	ENTRANCE HALL	= 入口大堂
BR	= Bedroom 睡房	FAMILY ROOM	= 家庭廳
BUILDING LINE ABOVE	= 上方之建築邊線	FLAT ROOF	= 平台
CANOPY	= 簷篷	GARDEN	= 花園
CANOPY ABOVE	= 上層簷篷	HR	= Hose Reel 消防喉轆

Scale 比例
0M/米　5M/米

Tower 17 座　Roof 天台

The internal areas of the residential properties on the upper floors will generally be slightly larger than those on the lower floors because of the reducing thickness of the structural walls on the upper floors.
因住宅物業的較高樓層的結構牆的厚度遞減，較高樓層的內部面積，一般比較低樓層的內部面積稍大。

Remark : The dimensions in the floor plans are all structural dimensions in millimetre.
備註：樓面平面圖之尺規所列數字為以毫米標示之建築結構尺寸。

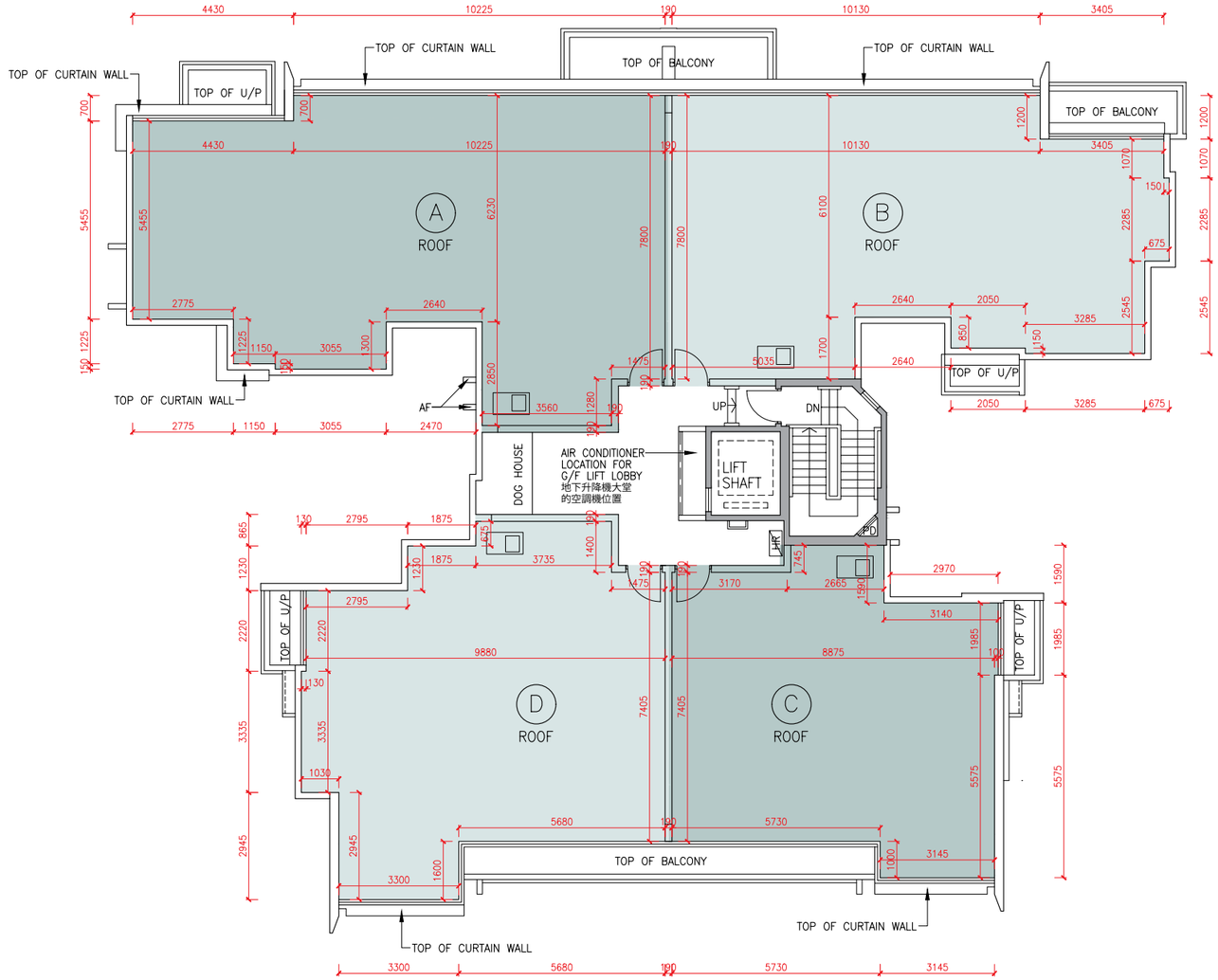

LEGEND 2　圖例 2

JACUZZI	= 按摩池	RS & MRR	= Refuse Storage & Material Recovery Room 垃圾及物料回收室
KIT	= Kitchen 廚房		
LAV	= Lavatory 洗手間		
LIFT	= 升降機	SKYLIGHT	= 天窗
LIFT LOBBY	= 升降機大堂	SV	= Smoke Vent 排煙口
LIFT SHAFT	= 升降機槽	STO	= Store 儲物房
LIV	= Living Room 客廳	SWIMMING POOL	= 游泳池
LIV / DIN	= Living / Dining Room 客/飯廳	TOP OF BALCONY	= 下層露台上蓋
MAF	= Metal Architectural Feature 金屬建築裝飾	TOP OF CURTAIN WALL	= 幕牆頂部
		TOP OF U/P	= Top of Utility Platform 下層工作平台上蓋
MBR	= Master Bedroom 主人睡房		
MB	= Master Bathroom 主人浴室	UP	= Up 上
OPEN PIPE WELL	= 開放式管道井	U/P	= Utility Platform 工作平台
OWM	= Openable Window For Maintenance 維修窗口	U/P ABOVE	= Utility Platform Above 上層工作平台
PANTRY	= 備餐間	VOID	= 中空
PLANTER	= 花槽	VOID ABOVE	= 上層中空
PITCHED ROOF	= 斜天台	WALK-IN CLOSET	= 衣帽間
PD	= Pipe Duct 管道槽	WMC	= Water Meter Cabinet 水錶箱
PLANTER	= 花槽	WMR	= Water Meter Room 水錶房
ROOF	= 天台		

N

Scale 比例
0M/米　5M/米

Tower 18 座　G/F 地下

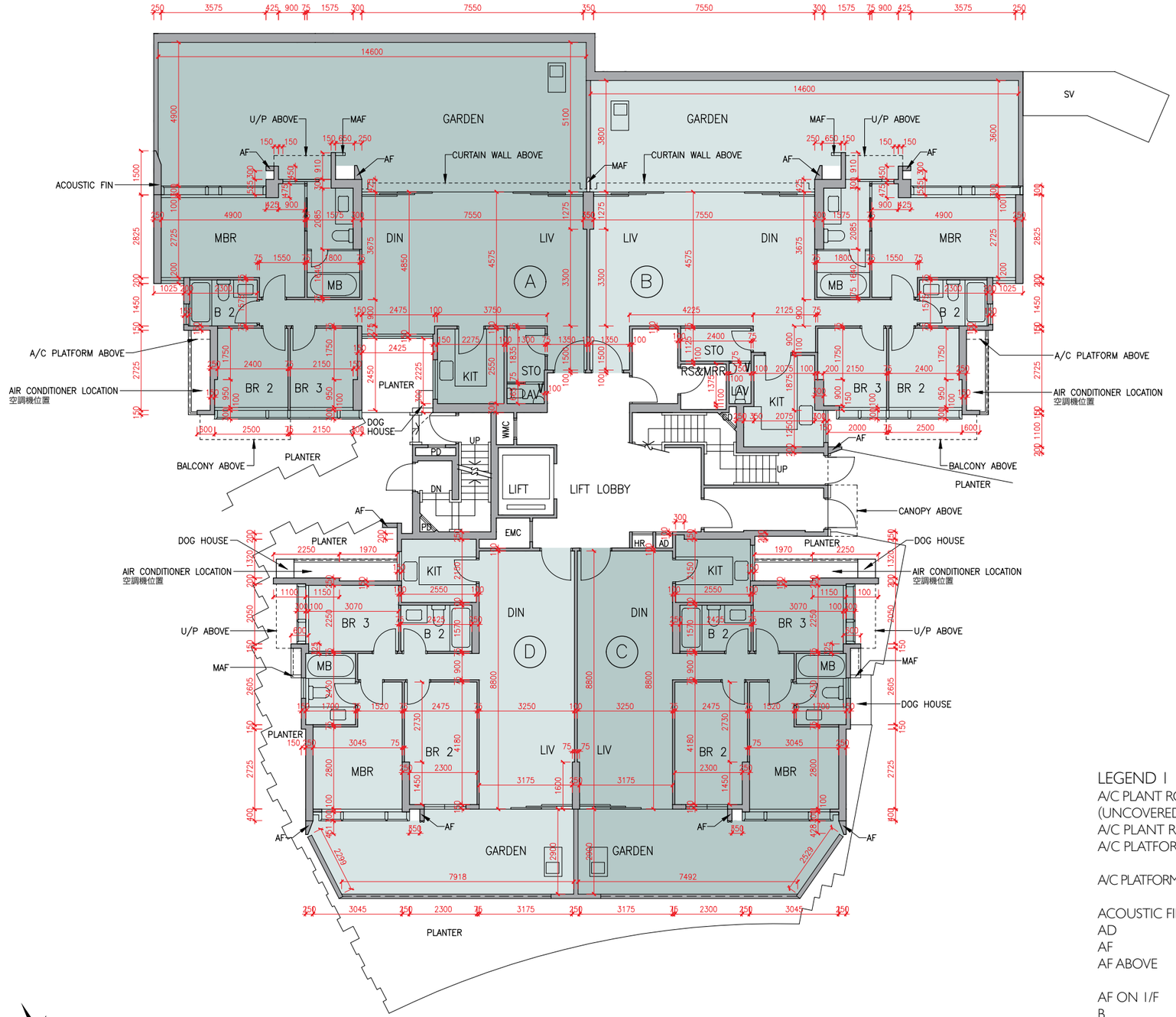

Description 描述		Flat 單位			
		A	B	C	D
Floor-to-floor height (refers to the height between the top surface of the structural slab of a floor and the top surface of the structural slab of its immediate upper floor) of each residential property (m) 每個住宅物業的層與層之間的高度(指該樓層之石屎地台面與上一層石屎地台面之高度距離)(米)	G/F 地下	2.650 2.700 2.890 2.950 3.000 3.050 3.150 3.200 3.400 3.450 3.500	2.650 2.700 2.875 2.890 2.950 3.000 3.050 3.100 3.225 3.350 3.400	2.650 2.700 2.750 2.790 3.000 3.100 3.350	
Thickness of the floor slabs (excluding plaster) of each residential property (mm) 每個住宅物業的樓板(不包括灰泥)的厚度(毫米)	G/F 地下	150 175		150 175 200	

The internal areas of the residential properties on the upper floors will generally be slightly larger than those on the lower floors because of the reducing thickness of the structural walls on the upper floors.
因住宅物業的較高樓層的結構牆的厚度遞減，較高樓層的內部面積，一般比較低樓層的內部面積稍大。

Remark : The dimensions in the floor plans are all structural dimensions in millimetre.
備註：樓面平面圖之尺規所列數字為以毫米標示之建築結構尺寸。

LEGEND I 圖例 1

A/C PLANT ROOM (UNCOVERED)	= Air Conditioner Plant Room (uncovered) 空調機房 (沒有上蓋)	CD	= Cable Duct 電線管道槽
A/C PLANT ROOM	= Air Conditioner Plant Room 空調機房	CFR	= Common Flat Roof 公用平台
A/C PLATFORM	= Air Conditioner Platform 空調機平台	CPR	= Common Pitched Roof 公用傾斜屋頂
A/C PLATFORM ABOVE	= Air Conditioner Platform Above 上層空調機平台	CONS	= Conservatory 溫室
ACOUSTIC FIN	= 隔音牆	CURTAIN WALL ABOVE	= 上方之幕牆
AD	= Air Duct 通風管道槽	DN	= Down 下
AF	= Architectural Feature 建築裝飾	DIN	= Dining Room 飯廳
AF ABOVE	= Architectural Feature Above 上層建築裝飾	DOG HOUSE	= Mechanical & Electrical Services Duct Connecting to the Floor Below 連接下層的機電設施管道
AF ON 1/F	= 建築裝飾於1樓	DPMR	= Drainage Pipe Maintenance Room 排水管維修房
B	= Bathroom 浴室	ELV	= Extra Low Voltage Duct 低電壓管道
BAL	= Balcony 露台	EMR	= Electricity Meter Room 電錶房
BALCONY ABOVE	= Balcony above 上層露台	ENTRANCE HALL	= 入口大堂
BR	= Bedroom 睡房	FAMILY ROOM	= 家庭廳
BUILDING LINE ABOVE	= 上方之建築邊線	FLAT ROOF	= 平台
CANOPY	= 簷篷	GARDEN	= 花園
CANOPY ABOVE	= 上層簷篷	HR	= Hose Reel 消防喉轆

Scale 比例　0M/米　5M/米

Tower 18 座　1/F 1樓

Description 描述		Flat 單位 A	Flat 單位 B	Flat 單位 C	Flat 單位 D
Floor-to-floor height (refers to the height between the top surface of the structural slab of a floor and the top surface of the structural slab of its immediate upper floor) of each residential property (m) 每個住宅物業的層與層之間的高度(指該樓層之石屎地台面與上一層石屎地台面之高度距離)(米)	1/F 1樓	2.950 3.000 3.050		3.000 3.050	
Thickness of the floor slabs (excluding plaster) of each residential property (mm) 每個住宅物業的樓板(不包括灰泥)的厚度(毫米)	1/F 1樓	150 175		150 175 200	

The internal areas of the residential properties on the upper floors will generally be slightly larger than those on the lower floors because of the reducing thickness of the structural walls on the upper floors.
因住宅物業的較高樓層的結構牆的厚度遞減，較高樓層的內部面積，一般比較低樓層的內部面積稍大。

Remarks : 1. The dimensions in the floor plans are all structural dimensions in millimetre.
2. The conservatory, if any, forms part of a residential property, is not common part of the Development. Where applicable, the saleable area of the relevant residential properties specified in the section "Area of Residential Properties in the Development" already includes the floor areas of such conservatory. The Authorised Person for the Development has certified that (a) there is no restriction on the usage of such conservatory which will affect owner's enjoyment of the relevant residential property and (b) such conservatory is made for the exclusive use of the owner of the relevant residential property.

備註：1. 樓面平面圖之尺規所列數字為以毫米標示之建築結構尺寸。
2. 溫室(如有)屬住宅物業一部分，並非發展項目之公用部分。如適用，在「發展項目中的住宅物業的面積」部份內所列出的有關住宅物業之實用面積包括該溫室之樓面面積。發展項目的認可人士已證明溫室(a)在使用上沒有限制亦不會對相關住宅物業業主享用該住宅物業造成影響及(b)是專供相關住宅物業業主使用而設。

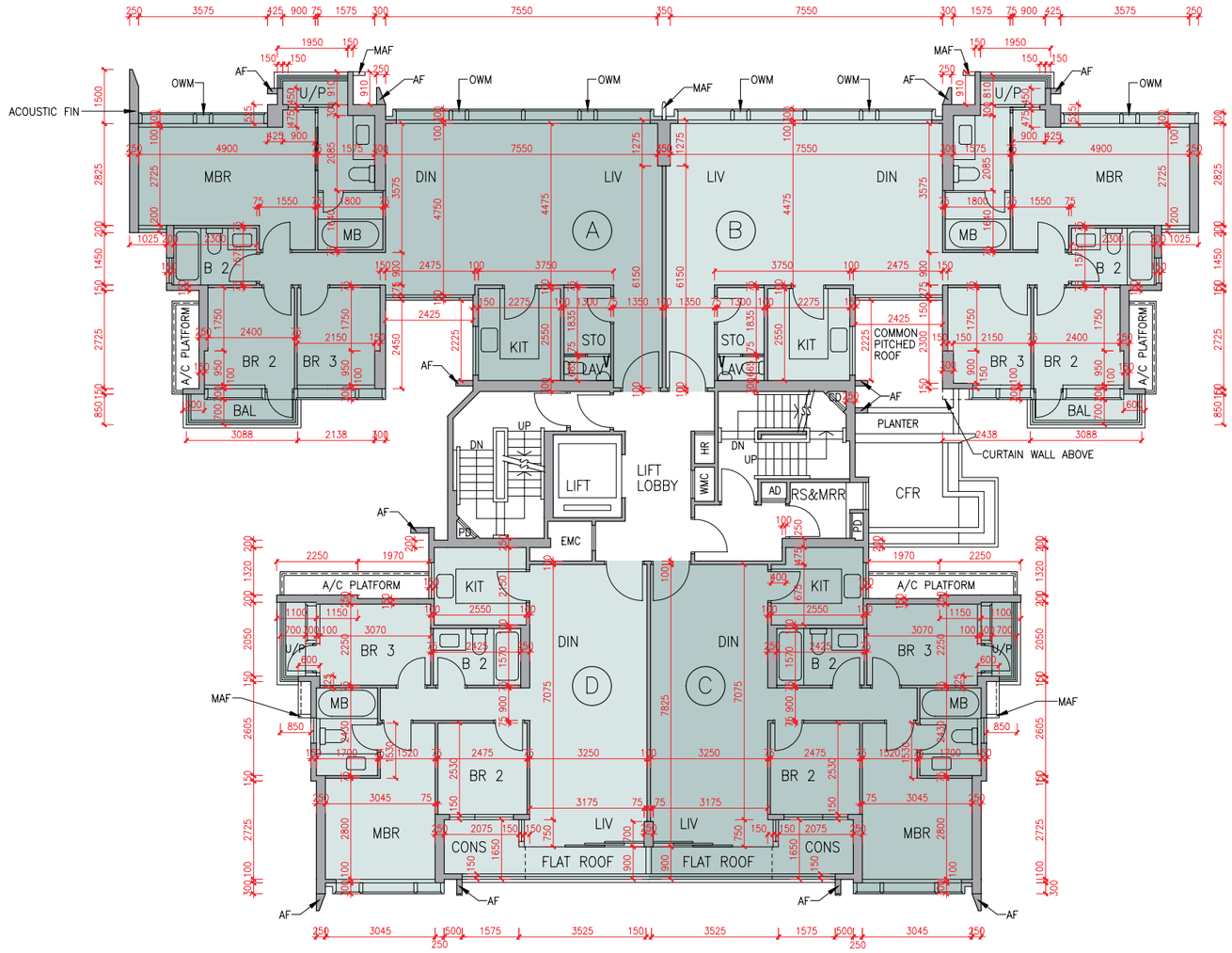

LEGEND 2　圖例 2

JACUZZI	= 按摩池	RS & MRR	= Refuse Storage & Material Recovery Room 垃圾及物料回收室
KIT	= Kitchen 廚房	SKYLIGHT	= 天窗
LAV	= Lavatory 洗手間	SV	= Smoke Vent 排煙口
LIFT	= 升降機	STO	= Store 儲物房
LIFT LOBBY	= 升降機大堂	SWIMMING POOL	= 游泳池
LIFT SHAFT	= 升降機槽	TOP OF BALCONY	= 下層露台上蓋
LIV	= Living Room 客廳	TOP OF CURTAIN WALL	= 幕牆頂部
LIV / DIN	= Living / Dining Room 客/飯廳	TOP OF U/P	= Top of Utility Platform 下層工作平台上蓋
MAF	= Metal Architectural Feature 金屬建築裝飾	UP	= Up 上
MBR	= Master Bedroom 主人睡房	U/P	= Utility Platform 工作平台
MB	= Master Bathroom 主人浴室	U/P ABOVE	= Utility Platform Above 上層工作平台
OPEN PIPE WELL	= 開放式管道井	VOID	= 中空
OWM	= Openable Window For Maintenance 維修窗口	VOID ABOVE	= 上層中空
PANTRY	= 備餐間	WALK-IN CLOSET	= 衣帽間
PLANTER	= 花槽	WMC	= Water Meter Cabinet 水錶箱
PITCHED ROOF	= 斜天台	WMR	= Water Meter Room 水錶房
PD	= Pipe Duct 管道槽		
PLANTER	= 花槽		
ROOF	= 天台		

N

Scale 比例
0M/米　5M/米

發展項目的住宅物業的樓面平面圖

Tower 18 座　2/F - 5/F (4/F is omitted) 2樓-5樓(不設4樓)

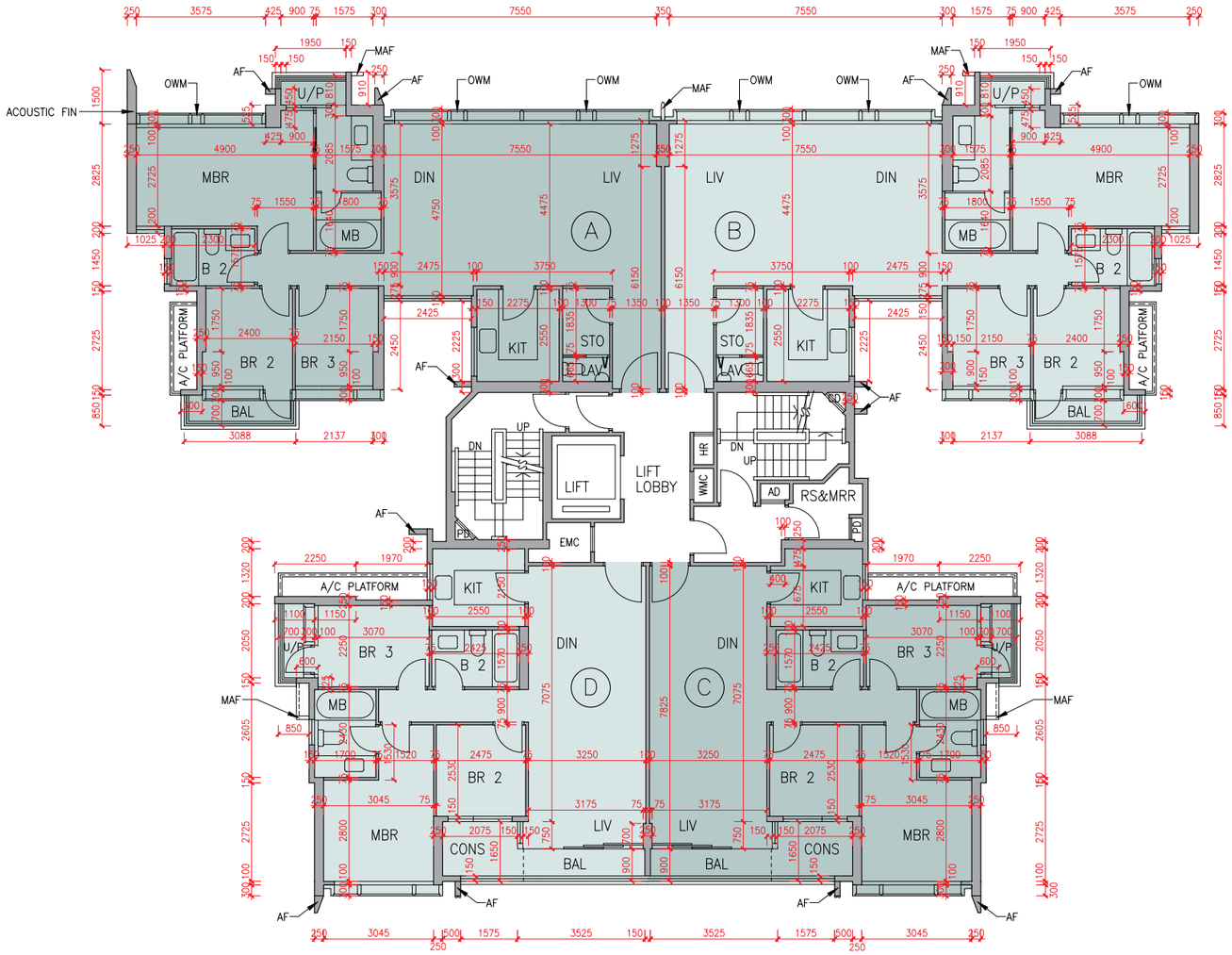

Scale 比例　0M/米　5M/米

Description 描述		Flat 單位			
		A	B	C	D
Floor-to-floor height (refers to the height between the top surface of the structural slab of a floor and the top surface of the structural slab of its immediate upper floor) of each residential property (m) 每個住宅物業的層與層之間的高度(指該樓層之石屎地台面與上一層石屎地台面之高度距離)(米)	2/F-5/F 2樓-5樓	3.000			
Thickness of the floor slabs (excluding plaster) of each residential property (mm) 每個住宅物業的樓板(不包括灰泥)的厚度(毫米)	2/F-5/F 2樓-5樓	150 175		150 175 200	

The internal areas of the residential properties on the upper floors will generally be slightly larger than those on the lower floors because of the reducing thickness of the structural walls on the upper floors.
因住宅物業的較高樓層的結構牆的厚度遞減，較高樓層的內部面積，一般比較低樓層的內部面積稍大。

Remarks : 1. The dimensions in the floor plans are all structural dimensions in millimetre.
2. The conservatory, if any, forms part of a residential property, is not common part of the Development. Where applicable, the saleable area of the relevant residential properties specified in the section "Area of Residential Properties in the Development" already includes the floor areas of such conservatory. The Authorised Person for the Development has certified that (a) there is no restriction on the usage of such conservatory which will affect owner's enjoyment of the relevant residential property and (b) such conservatory is made for the exclusive use of the owner of the relevant residential property.

備註： 1. 樓面平面圖之尺規所列數字為以毫米標示之建築結構尺寸。
2. 溫室(如有)屬住宅物業一部分，並非發展項目之公用部分。如適用，在「發展項目中的住宅物業的面積」部份內所列出的有關住宅物業之實用面積包括該溫室之樓面面積。發展項目的認可人士已證明溫室(a)在使用上沒有限制亦不會對相關住宅物業業主享用該住宅物業造成影響及(b)是專供相關住宅物業業主使用而設。

LEGEND I 圖例 1

A/C PLANT ROOM (UNCOVERED)	= Air Conditioner Plant Room (uncovered) 空調機房 (沒有上蓋)	CD	= Cable Duct 電線管道槽
A/C PLANT ROOM	= Air Conditioner Plant Room 空調機房	CFR	= Common Flat Roof 公用平台
A/C PLATFORM	= Air Conditioner Platform 空調機平台	CPR	= Common Pitched Roof 公用傾斜屋頂
A/C PLATFORM ABOVE	= Air Conditioner Platform Above 上層空調機平台	CONS	= Conservatory 溫室
ACOUSTIC FIN	= 隔音牆	CURTAIN WALL ABOVE	= 上方之幕牆
AD	= Air Duct 通風管道槽	DN	= Down 下
AF	= Architectural Feature 建築裝飾	DIN	= Dining Room 飯廳
AF ABOVE	= Architectural Feature Above 上層建築裝飾	DOG HOUSE	= Mechanical & Electrical Services Duct Connecting to the Floor Below 連接下層的機電設施管道
AF ON 1/F	= 建築裝飾於1樓	DPMR	= Drainage Pipe Maintenance Room 排水管維修房
B	= Bathroom 浴室	ELV	= Extra Low Voltage Duct 低電壓管道
BAL	= Balcony 露台	EMR	= Electricity Meter Room 電錶房
BALCONY ABOVE	= Balcony above 上層露台	ENTRANCE HALL	= 入口大堂
BR	= Bedroom 睡房	FAMILY ROOM	= 家庭廳
BUILDING LINE ABOVE	= 上方之建築邊線	FLAT ROOF	= 平台
CANOPY	= 簷篷	GARDEN	= 花園
CANOPY ABOVE	= 上層簷篷	HR	= Hose Reel 消防喉轆

Tower 18 座　6/F 6樓

Description 描述		Flat 單位 A	Flat 單位 B	Flat 單位 C	Flat 單位 D
Floor-to-floor height (refers to the height between the top surface of the structural slab of a floor and the top surface of the structural slab of its immediate upper floor) of each residential property (m) 每個住宅物業的層與層之間的高度(指該樓層之石屎地台面與上一層石屎地台面之高度距離)(米)	6/F 6樓	3.000 3.050 3.350		3.000 3.210 3.250 3.350	
Thickness of the floor slabs (excluding plaster) of each residential property (mm) 每個住宅物業的樓板(不包括灰泥)的厚度(毫米)	6/F 6樓	150 175		150 175 200	

The internal areas of the residential properties on the upper floors will generally be slightly larger than those on the lower floors because of the reducing thickness of the structural walls on the upper floors.
因住宅物業的較高樓層的結構牆的厚度遞減，較高樓層的內部面積，一般比較低樓層的內部面積稍大。

Remarks : 1. The dimensions in the floor plans are all structural dimensions in millimetre.
2. The conservatory, if any, forms part of a residential property, is not common part of the Development. Where applicable, the saleable area of the relevant residential properties specified in the section "Area of Residential Properties in the Development" already includes the floor areas of such conservatory. The Authorised Person for the Development has certified that (a) there is no restriction on the usage of such conservatory which will affect owner's enjoyment of the relevant residential property and (b) such conservatory is made for the exclusive use of the owner of the relevant residential property.

備註： 1. 樓面平面圖之尺規所列數字為以毫米標示之建築結構尺寸。
2. 溫室(如有)屬住宅物業一部分，並非發展項目之公用部分。如適用，在「發展項目中的住宅物業的面積」部份內所列出的有關住宅物業之實用面積包括該溫室之樓面面積。發展項目的認可人士已證明溫室(a)在使用上沒有限制亦不會對相關住宅物業業主享用該住宅物業造成影響及(b)是專供相關住宅物業業主使用而設。

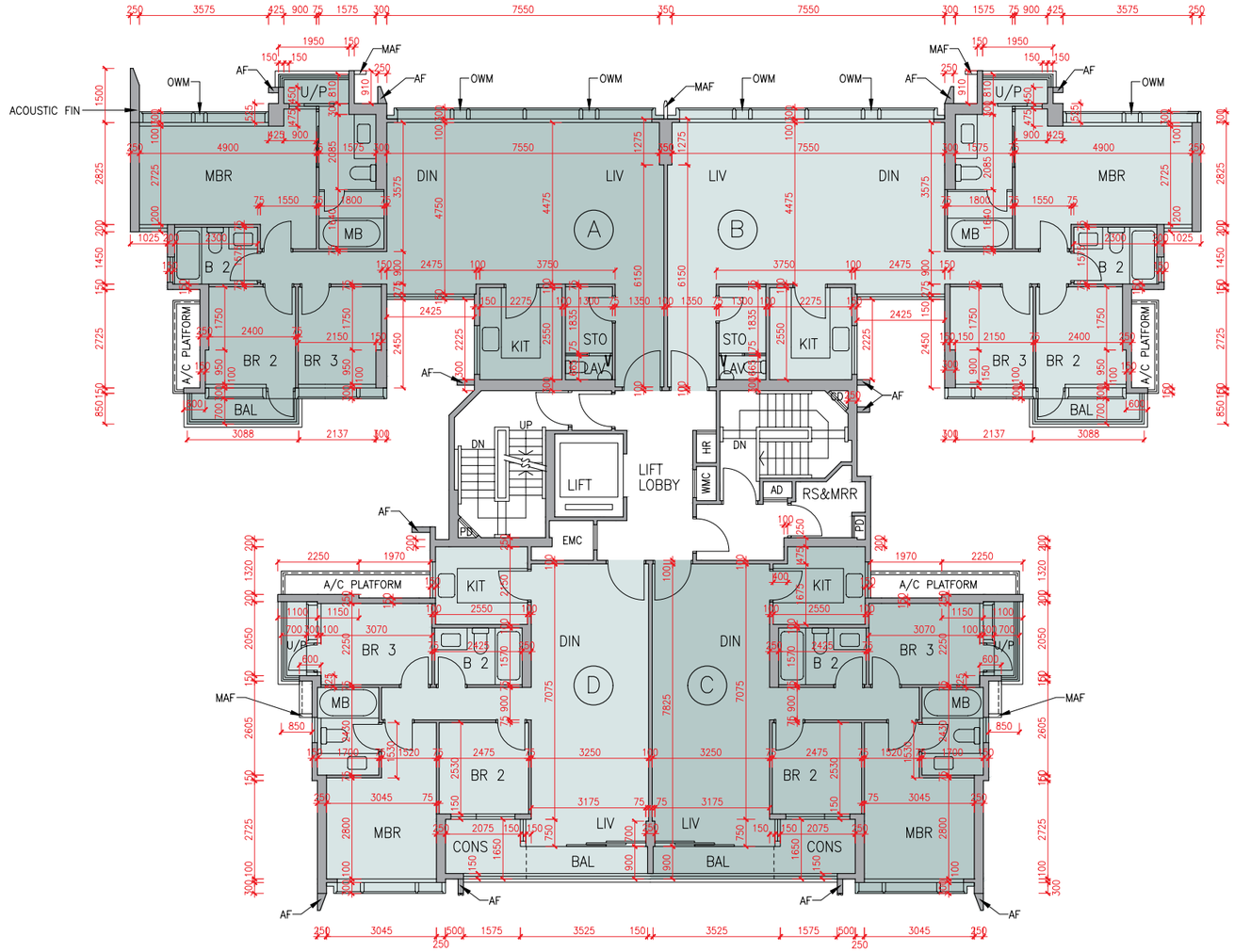

LEGEND 2　圖例 2

JACUZZI	= 按摩池	RS & MRR	= Refuse Storage & Material Recovery Room 垃圾及物料回收室
KIT	= Kitchen 廚房		
LAV	= Lavatory 洗手間		
LIFT	= 升降機	SKYLIGHT	= 天窗
LIFT LOBBY	= 升降機大堂	SV	= Smoke Vent 排煙口
LIFT SHAFT	= 升降機槽	STO	= Store 儲物房
LIV	= Living Room 客廳	SWIMMING POOL	= 游泳池
LIV / DIN	= Living / Dining Room 客/飯廳	TOP OF BALCONY	= 下層露台上蓋
MAF	= Metal Architectural Feature 金屬建築裝飾	TOP OF CURTAIN WALL	= 幕牆頂部
		TOP OF U/P	= Top of Utility Platform 下層工作平台上蓋
MBR	= Master Bedroom 主人睡房		
MB	= Master Bathroom 主人浴室	UP	= Up 上
OPEN PIPE WELL	= 開放式管道井	U/P	= Utility Platform 工作平台
OWM	= Openable Window For Maintenance 維修窗口	U/P ABOVE	= Utility Platform Above 上層工作平台
PANTRY	= 備餐間	VOID	= 中空
PLANTER	= 花槽	VOID ABOVE	= 上層中空
PITCHED ROOF	= 斜天台	WALK-IN CLOSET	= 衣帽間
PD	= Pipe Duct 管道槽	WMC	= Water Meter Cabinet 水錶箱
PLANTER	= 花槽	WMR	= Water Meter Room 水錶房
ROOF	= 天台		

N

Scale 比例
0M/米　5M/米

Tower 18 座　Roof 天台

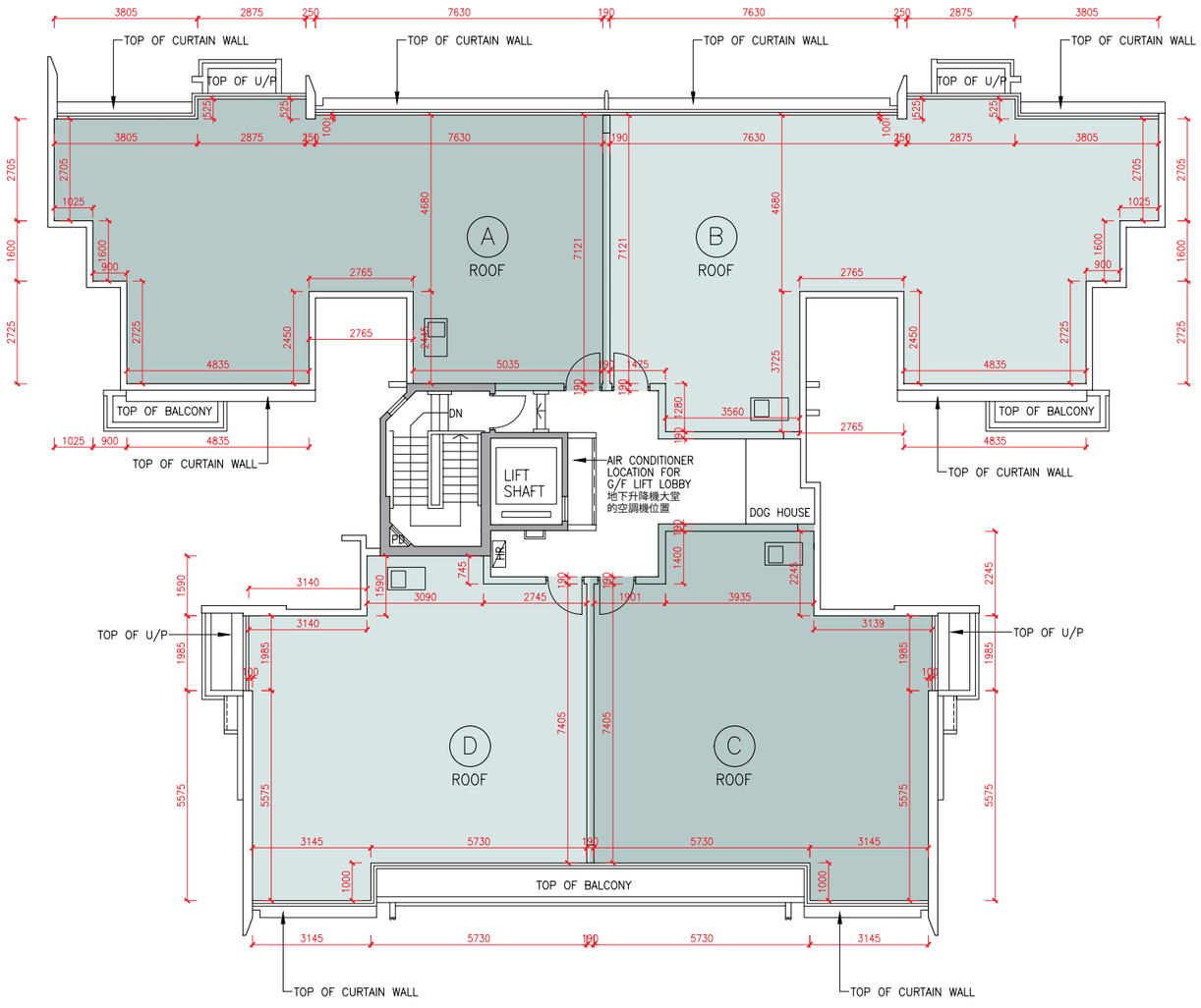

Scale 比例　0M/米　5M/米

N

The internal areas of the residential properties on the upper floors will generally be slightly larger than those on the lower floors because of the reducing thickness of the structural walls on the upper floors.
因住宅物業的較高樓層的結構牆的厚度遞減，較高樓層的內部面積，一般比較低樓層的內部面積稍大。

Remark : The dimensions in the floor plans are all structural dimensions in millimetre.
備註：樓面平面圖之尺規所列數字為以毫米標示之建築結構尺寸。

LEGEND I 圖例 1

A/C PLANT ROOM (UNCOVERED)	= Air Conditioner Plant Room (uncovered) 空調機房 (沒有上蓋)	CD	= Cable Duct 電線管道槽
A/C PLANT ROOM	= Air Conditioner Plant Room 空調機房	CFR	= Common Flat Roof 公用平台
A/C PLATFORM	= Air Conditioner Platform 空調機平台	CPR	= Common Pitched Roof 公用傾斜屋頂
A/C PLATFORM ABOVE	= Air Conditioner Platform Above 上層空調機平台	CONS	= Conservatory 溫室
ACOUSTIC FIN	= 隔音牆	CURTAIN WALL ABOVE	= 上方之幕牆
AD	= Air Duct 通風管道槽	DN	= Down 下
AF	= Architectural Feature 建築裝飾	DIN	= Dining Room 飯廳
AF ABOVE	= Architectural Feature Above 上層建築裝飾	DOG HOUSE	= Mechanical & Electrical Services Duct Connecting to the Floor Below 連接下層的機電設施管道
AF ON 1/F	= 建築裝飾於1樓	DPMR	= Drainage Pipe Maintenance Room 排水管維修房
B	= Bathroom 浴室	ELV	= Extra Low Voltage Duct 低電壓管道
BAL	= Balcony 露台	EMR	= Electricity Meter Room 電錶房
BALCONY ABOVE	= Balcony above 上層露台	ENTRANCE HALL	= 入口大堂
BR	= Bedroom 睡房	FAMILY ROOM	= 家庭廳
BUILDING LINE ABOVE	= 上方之建築邊線	FLAT ROOF	= 平台
CANOPY	= 簷篷	GARDEN	= 花園
CANOPY ABOVE	= 上層簷篷	HR	= Hose Reel 消防喉轆

Tower 19 座　G/F 地下

Description 描述		Flat 單位 A	Flat 單位 B	Flat 單位 C	Flat 單位 D
Floor-to-floor height (refers to the height between the top surface of the structural slab of a floor and the top surface of the structural slab of its immediate upper floor) of each residential property (m) 每個住宅物業的層與層之間的高度(指該樓層之石屎地台面與上一層石屎地台面之高度距離)(米)	G/F 地下	2.650 2.700 2.875 2.890 2.950 3.000 3.050 3.100 3.225 3.350 3.400	2.650 2.700 2.890 2.950 3.000 3.050 3.100 3.250 3.350 3.400	2.650 2.700 2.750 2.790 3.000 3.150 3.350 3.400	
Thickness of the floor slabs (excluding plaster) of each residential property (mm) 每個住宅物業的樓板(不包括灰泥)的厚度(毫米)	G/F 地下	150 175		150 175 200	

The internal areas of the residential properties on the upper floors will generally be slightly larger than those on the lower floors because of the reducing thickness of the structural walls on the upper floors.
因住宅物業的較高樓層的結構牆的厚度遞減，較高樓層的內部面積，一般比較低樓層的內部面積稍大。

Remark : The dimensions in the floor plans are all structural dimensions in millimetre.
備註：樓面平面圖之尺規所列數字為以毫米標示之建築結構尺寸。

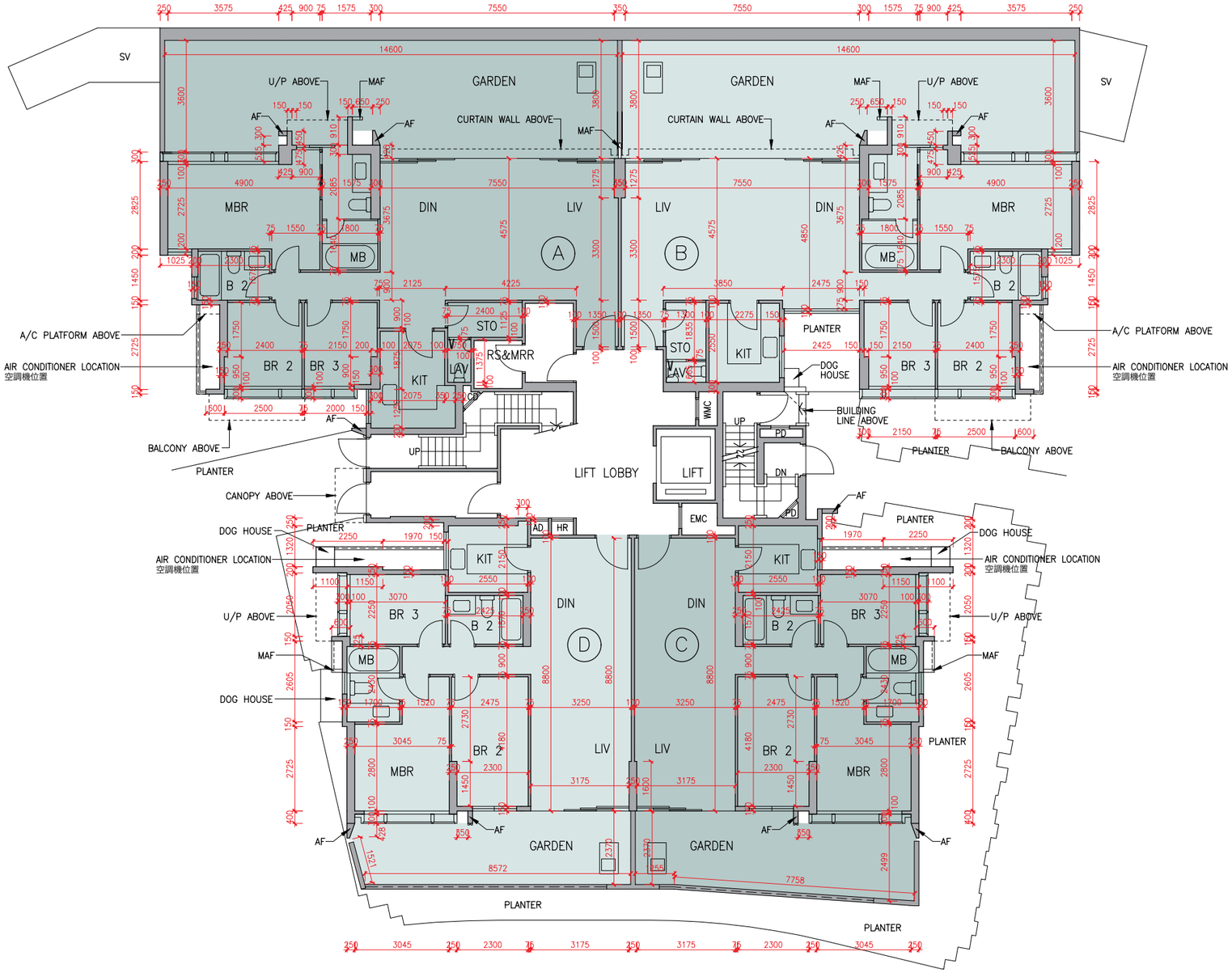

LEGEND 2　圖例 2

JACUZZI	= 按摩池	RS & MRR	= Refuse Storage & Material Recovery Room 垃圾及物料回收室
KIT	= Kitchen 廚房	SKYLIGHT	= 天窗
LAV	= Lavatory 洗手間	SV	= Smoke Vent 排煙口
LIFT	= 升降機	STO	= Store 儲物房
LIFT LOBBY	= 升降機大堂	SWIMMING POOL	= 游泳池
LIFT SHAFT	= 升降機槽	TOP OF BALCONY	= 下層露台上蓋
LIV	= Living Room 客廳	TOP OF CURTAIN WALL	= 幕牆頂部
LIV / DIN	= Living / Dining Room 客/飯廳	TOP OF U/P	= Top of Utility Platform 下層工作平台上蓋
MAF	= Metal Architectural Feature 金屬建築裝飾	UP	= Up 上
MBR	= Master Bedroom 主人睡房	U/P	= Utility Platform 工作平台
MB	= Master Bathroom 主人浴室	U/P ABOVE	= Utility Platform Above 上層工作平台
OPEN PIPE WELL	= 開放式管道井	VOID	= 中空
OWM	= Openable Window For Maintenance 維修窗口	VOID ABOVE	= 上層中空
PANTRY	= 備餐間	WALK-IN CLOSET	= 衣帽間
PLANTER	= 花槽	WMC	= Water Meter Cabinet 水錶箱
PITCHED ROOF	= 斜天台	WMR	= Water Meter Room 水錶房
PD	= Pipe Duct 管道槽		
PLANTER	= 花槽		
ROOF	= 天台		

Tower 19 座　1/F 1樓

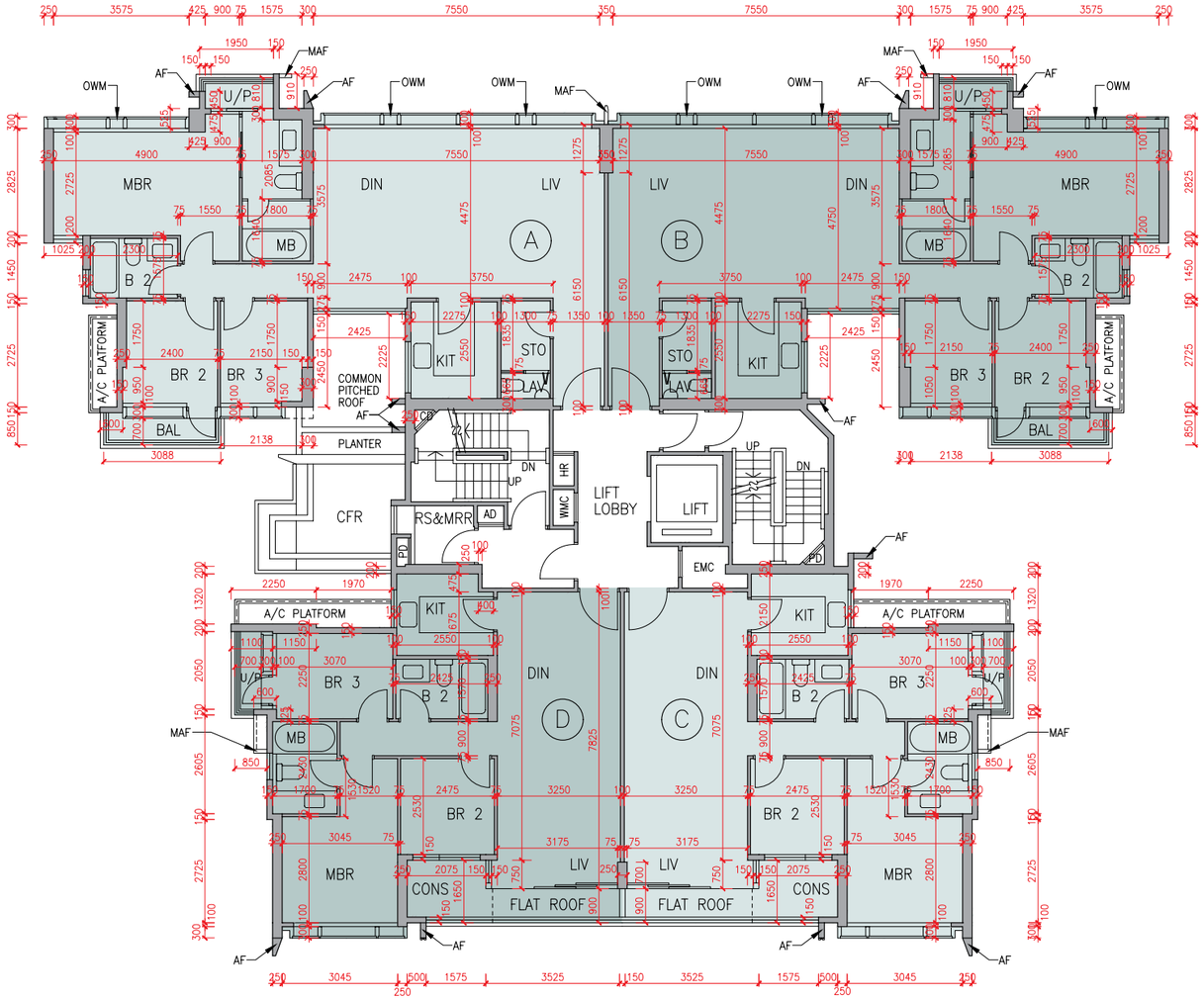

Description 描述		Flat 單位 A	B	C	D
Floor-to-floor height (refers to the height between the top surface of the structural slab of a floor and the top surface of the structural slab of its immediate upper floor) of each residential property (m) 每個住宅物業的層與層之間的高度(指該樓層之石屎地台面與上一層石屎地台面之高度距離)(米)	1/F 1樓	2.950 3.000 3.050		3.000 3.050	
Thickness of the floor slabs (excluding plaster) of each residential property (mm) 每個住宅物業的樓板(不包括灰泥)的厚度(毫米)	1/F 1樓	150 175		150 175 200	

The internal areas of the residential properties on the upper floors will generally be slightly larger than those on the lower floors because of the reducing thickness of the structural walls on the upper floors.
因住宅物業的較高樓層的結構牆的厚度遞減，較高樓層的內部面積，一般比較低樓層的內部面積稍大。

Remarks : 1. The dimensions in the floor plans are all structural dimensions in millimetre.
2. The conservatory, if any, forms part of a residential property, is not common part of the Development. Where applicable, the saleable area of the relevant residential properties specified in the section "Area of Residential Properties in the Development" already includes the floor areas of such conservatory. The Authorised Person for the Development has certified that (a) there is no restriction on the usage of such conservatory which will affect owner's enjoyment of the relevant residential property and (b) such conservatory is made for the exclusive use of the owner of the relevant residential property.

備註： 1. 樓面平面圖之尺規所列數字為以毫米標示之建築結構尺寸。
2. 溫室(如有)屬住宅物業一部分，並非發展項目之公用部分。如適用，在「發展項目中的住宅物業的面積」部份內所列出的有關住宅物業之實用面積包括該溫室之樓面面積。發展項目的認可人士已證明溫室(a)在使用上沒有限制亦不會對相關住宅物業業主享用該住宅物業造成影響及(b)是專供相關住宅物業業主使用而設。

LEGEND I 圖例 1

A/C PLANT ROOM (UNCOVERED)	= Air Conditioner Plant Room (uncovered) 空調機房 (沒有上蓋)	CD	= Cable Duct 電線管道槽
A/C PLANT ROOM	= Air Conditioner Plant Room 空調機房	CFR	= Common Flat Roof 公用平台
A/C PLATFORM	= Air Conditioner Platform 空調機平台	CPR	= Common Pitched Roof 公用傾斜屋頂
A/C PLATFORM ABOVE	= Air Conditioner Platform Above 上層空調機平台	CONS	= Conservatory 溫室
ACOUSTIC FIN	= 隔音牆	CURTAIN WALL ABOVE	= 上方之幕牆
AD	= Air Duct 通風管道槽	DN	= Down 下
AF	= Architectural Feature 建築裝飾	DIN	= Dining Room 飯廳
AF ABOVE	= Architectural Feature Above 上層建築裝飾	DOG HOUSE	= Mechanical & Electrical Services Duct Connecting to the Floor Below 連接下層的機電設施管道
AF ON 1/F	= 建築裝飾於1樓	DPMR	= Drainage Pipe Maintenance Room 排水管維修房
B	= Bathroom 浴室	ELV	= Extra Low Voltage Duct 低電壓管道
BAL	= Balcony 露台	EMR	= Electricity Meter Room 電錶房
BALCONY ABOVE	= Balcony above 上層露台	ENTRANCE HALL	= 入口大堂
BR	= Bedroom 睡房	FAMILY ROOM	= 家庭廳
BUILDING LINE ABOVE	= 上方之建築邊線	FLAT ROOF	= 平台
CANOPY	= 簷篷	GARDEN	= 花園
CANOPY ABOVE	= 上層簷篷	HR	= Hose Reel 消防喉轆

Scale 比例 0M/米 5M/米

Tower 19 座　2/F - 5/F (4/F is omitted) 2樓-5樓(不設4樓)

Description 描述		Flat 單位			
		A	B	C	D
Floor-to-floor height (refers to the height between the top surface of the structural slab of a floor and the top surface of the structural slab of its immediate upper floor) of each residential property (m) 每個住宅物業的層與層之間的高度(指該樓層之石屎地台面與上一層石屎地台面之高度距離)(米)	2/F-5/F 2樓-5樓	3.000			
Thickness of the floor slabs (excluding plaster) of each residential property (mm) 每個住宅物業的樓板(不包括灰泥)的厚度(毫米)	2/F-5/F 2樓-5樓	150 175		150 175 200	

The internal areas of the residential properties on the upper floors will generally be slightly larger than those on the lower floors because of the reducing thickness of the structural walls on the upper floors.
因住宅物業的較高樓層的結構牆的厚度遞減，較高樓層的內部面積，一般比較低樓層的內部面積稍大。

Remarks : 1. The dimensions in the floor plans are all structural dimensions in millimetre.
2. The conservatory, if any, forms part of a residential property, is not common part of the Development. Where applicable, the saleable area of the relevant residential properties specified in the section "Area of Residential Properties in the Development" already includes the floor areas of such conservatory. The Authorised Person for the Development has certified that (a) there is no restriction on the usage of such conservatory which will affect owner's enjoyment of the relevant residential property and (b) such conservatory is made for the exclusive use of the owner of the relevant residential property.

備註： 1. 樓面平面圖之尺規所列數字為以毫米標示之建築結構尺寸。
2. 溫室(如有)屬住宅物業一部分，並非發展項目之公用部分。如適用，在「發展項目中的住宅物業的面積」部份內所列出的有關住宅物業之實用面積包括該溫室之樓面面積。發展項目的認可人士已證明溫室(a)在使用上沒有限制亦不會對相關住宅物業業主享用該住宅物業造成影響及(b)是專供相關住宅物業業主使用而設。

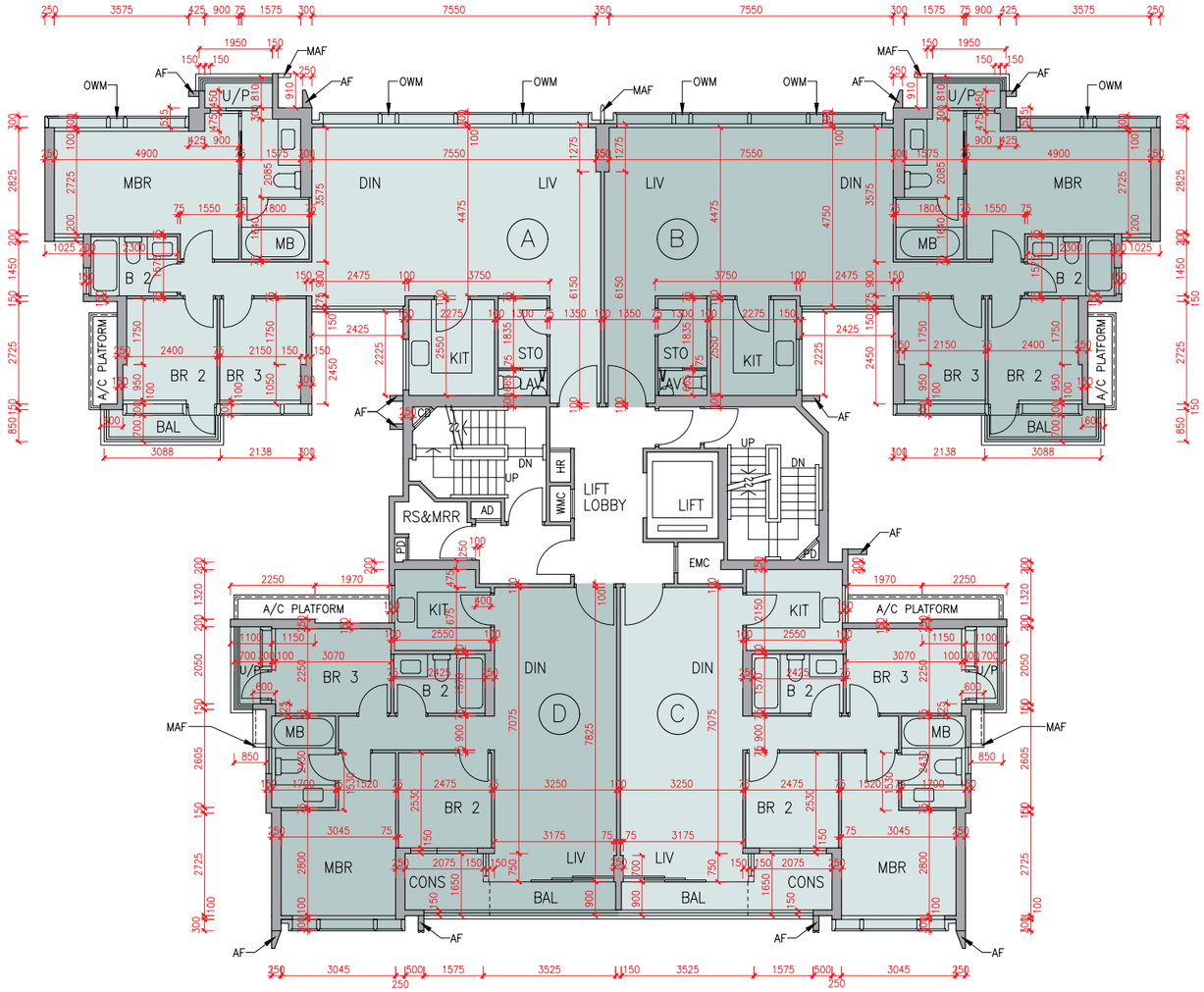

LEGEND 2　圖例 2

JACUZZI	= 按摩池	RS & MRR	= Refuse Storage & Material Recovery Room 垃圾及物料回收室
KIT	= Kitchen 廚房	SKYLIGHT	= 天窗
LAV	= Lavatory 洗手間	SV	= Smoke Vent 排煙口
LIFT	= 升降機	STO	= Store 儲物房
LIFT LOBBY	= 升降機大堂	SWIMMING POOL	= 游泳池
LIFT SHAFT	= 升降機槽	TOP OF BALCONY	= 下層露台上蓋
LIV	= Living Room 客廳	TOP OF CURTAIN WALL	= 幕牆頂部
LIV / DIN	= Living / Dining Room 客/飯廳	TOP OF U/P	= Top of Utility Platform 下層工作平台上蓋
MAF	= Metal Architectural Feature 金屬建築裝飾	UP	= Up 上
MBR	= Master Bedroom 主人睡房	U/P	= Utility Platform 工作平台
MB	= Master Bathroom 主人浴室	U/P ABOVE	= Utility Platform Above 上層工作平台
OPEN PIPE WELL	= 開放式管道井	VOID	= 中空
OWM	= Openable Window For Maintenance 維修窗口	VOID ABOVE	= 上層中空
PANTRY	= 備餐間	WALK-IN CLOSET	= 衣帽間
PLANTER	= 花槽	WMC	= Water Meter Cabinet 水錶箱
PITCHED ROOF	= 斜天台	WMR	= Water Meter Room 水錶房
PD	= Pipe Duct 管道槽		
PLANTER	= 花槽		
ROOF	= 天台		

N

Scale 比例
0M/米　5M/米

Tower 19 座　6/F 6樓

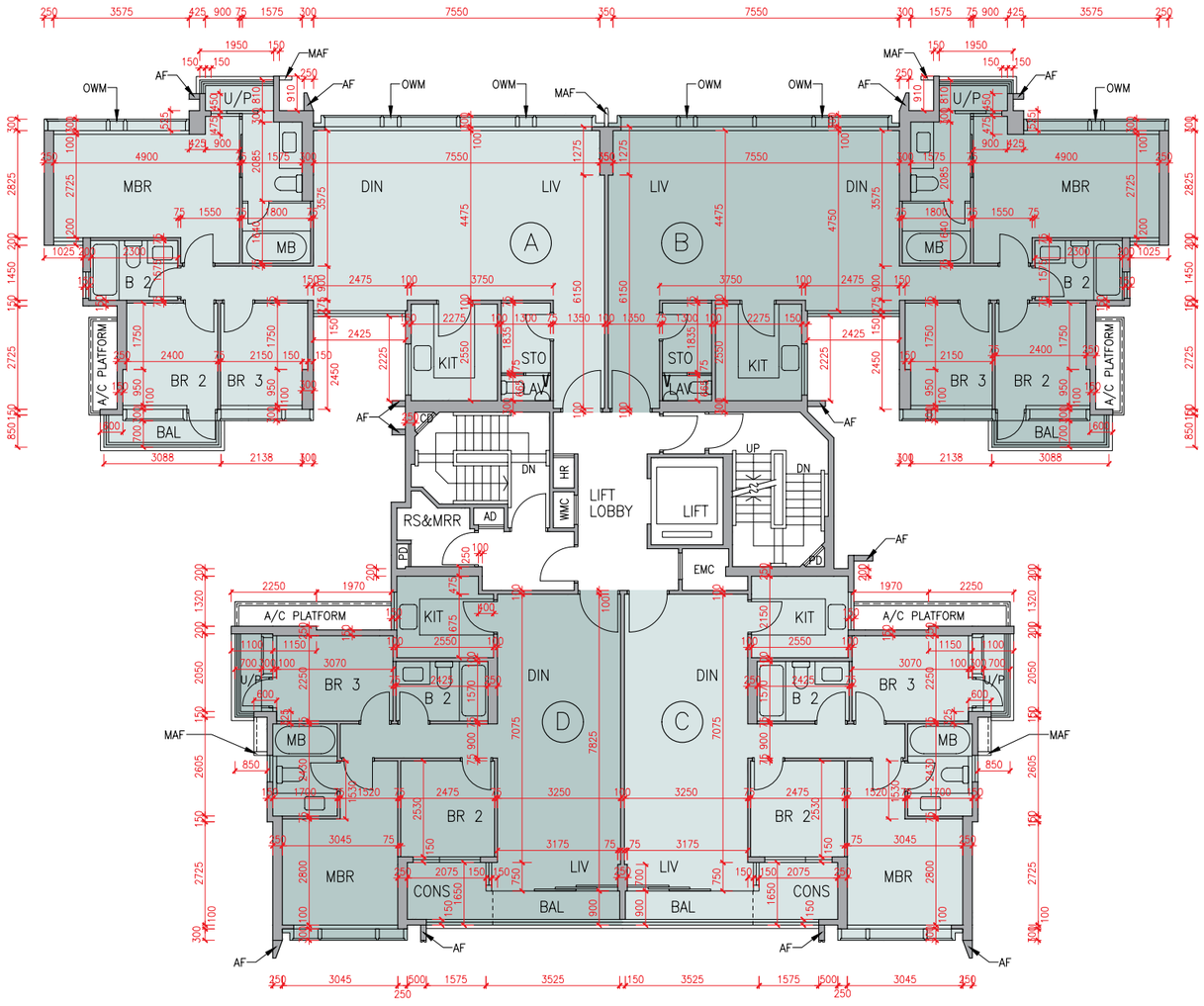

Description 描述		Flat 單位			
		A	B	C	D
Floor-to-floor height (refers to the height between the top surface of the structural slab of a floor and the top surface of the structural slab of its immediate upper floor) of each residential property (m) 每個住宅物業的層與層之間的高度(指該樓層之石屎地台面與上一層石屎地台面之高度距離)(米)	6/F 6樓	3.000 3.050 3.350		3.000 3.210 3.250 3.350	
Thickness of the floor slabs (excluding plaster) of each residential property (mm) 每個住宅物業的樓板(不包括灰泥)的厚度(毫米)	6/F 6樓	150 175		150 175 200	

The internal areas of the residential properties on the upper floors will generally be slightly larger than those on the lower floors because of the reducing thickness of the structural walls on the upper floors.
因住宅物業的較高樓層的結構牆的厚度遞減，較高樓層的內部面積，一般比較低樓層的內部面積稍大。

Remarks : 1. The dimensions in the floor plans are all structural dimensions in millimetre.
2. The conservatory, if any, forms part of a residential property, is not common part of the Development. Where applicable, the saleable area of the relevant residential properties specified in the section "Area of Residential Properties in the Development" already includes the floor areas of such conservatory. The Authorised Person for the Development has certified that (a) there is no restriction on the usage of such conservatory which will affect owner's enjoyment of the relevant residential property and (b) such conservatory is made for the exclusive use of the owner of the relevant residential property.

備註： 1. 樓面平面圖之尺規所列數字為以毫米標示之建築結構尺寸。
2. 溫室(如有)屬住宅物業一部分，並非發展項目之公用部分。如適用，在「發展項目中的住宅物業的面積」部份內所列出的有關住宅物業之實用面積包括該溫室之樓面面積。發展項目的認可人士已證明溫室(a)在使用上沒有限制亦不會對相關住宅物業業主享用該住宅物業造成影響及(b)是專供相關住宅物業業主使用而設。

LEGEND I 圖例 1

A/C PLANT ROOM (UNCOVERED)	= Air Conditioner Plant Room (uncovered) 空調機房 (沒有上蓋)	CD	= Cable Duct 電線管道槽
A/C PLANT ROOM	= Air Conditioner Plant Room 空調機房	CFR	= Common Flat Roof 公用平台
A/C PLATFORM	= Air Conditioner Platform 空調機平台	CPR	= Common Pitched Roof 公用傾斜屋頂
A/C PLATFORM ABOVE	= Air Conditioner Platform Above 上層空調機平台	CONS	= Conservatory 溫室
ACOUSTIC FIN	= 隔音牆	CURTAIN WALL ABOVE	= 上方之幕牆
AD	= Air Duct 通風管道槽	DN	= Down 下
AF	= Architectural Feature 建築裝飾	DIN	= Dining Room 飯廳
AF ABOVE	= Architectural Feature Above 上層建築裝飾	DOG HOUSE	= Mechanical & Electrical Services Duct Connecting to the Floor Below 連接下層的機電設施管道
AF ON 1/F	= 建築裝飾於1樓	DPMR	= Drainage Pipe Maintenance Room 排水管維修房
B	= Bathroom 浴室	ELV	= Extra Low Voltage Duct 低電壓管道
BAL	= Balcony 露台	EMR	= Electricity Meter Room 電錶房
BALCONY ABOVE	= Balcony above 上層露台	ENTRANCE HALL	= 入口大堂
BR	= Bedroom 睡房	FAMILY ROOM	= 家庭廳
BUILDING LINE ABOVE	= 上方之建築邊線	FLAT ROOF	= 平台
CANOPY	= 簷篷	GARDEN	= 花園
CANOPY ABOVE	= 上層簷篷	HR	= Hose Reel 消防喉轆

Scale 比例
0M/米　5M/米

Tower 19 座　Roof 天台

The internal areas of the residential properties on the upper floors will generally be slightly larger than those on the lower floors because of the reducing thickness of the structural walls on the upper floors.
因住宅物業的較高樓層的結構牆的厚度遞減，較高樓層的內部面積，一般比較低樓層的內部面積稍大。

Remark : The dimensions in the floor plans are all structural dimensions in millimetre.
備註：樓面平面圖之尺規所列數字為以毫米標示之建築結構尺寸。

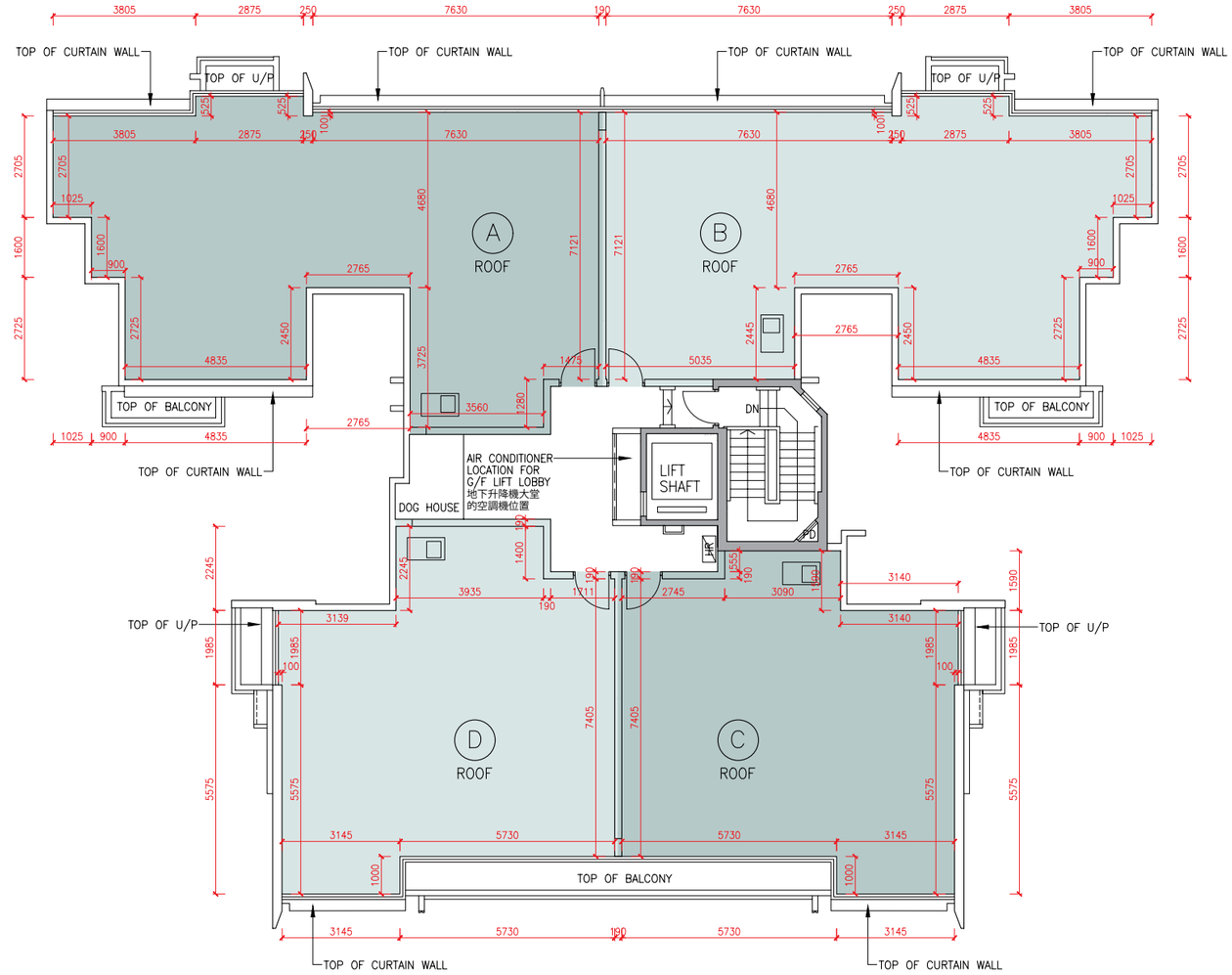

LEGEND 2　圖例 2

JACUZZI	= 按摩池	RS & MRR	= Refuse Storage & Material Recovery Room 垃圾及物料回收室
KIT	= Kitchen 廚房		
LAV	= Lavatory 洗手間	SKYLIGHT	= 天窗
LIFT	= 升降機	SV	= Smoke Vent 排煙口
LIFT LOBBY	= 升降機大堂	STO	= Store 儲物房
LIFT SHAFT	= 升降機槽	SWIMMING POOL	= 游泳池
LIV	= Living Room 客廳	TOP OF BALCONY	= 下層露台上蓋
LIV / DIN	= Living / Dining Room 客/飯廳	TOP OF CURTAIN WALL	= 幕牆頂部
MAF	= Metal Architectural Feature 金屬建築裝飾	TOP OF U/P	= Top of Utility Platform 下層工作平台上蓋
MBR	= Master Bedroom 主人睡房	UP	= Up 上
MB	= Master Bathroom 主人浴室	U/P	= Utility Platform 工作平台
OPEN PIPE WELL	= 開放式管道井	U/P ABOVE	= Utility Platform Above 上層工作平台
OWM	= Openable Window For Maintenance 維修窗口	VOID	= 中空
PANTRY	= 備餐間	VOID ABOVE	= 上層中空
PLANTER	= 花槽	WALK-IN CLOSET	= 衣帽間
PITCHED ROOF	= 斜天台	WMC	= Water Meter Cabinet 水錶箱
PD	= Pipe Duct 管道槽	WMR	= Water Meter Room 水錶房
PLANTER	= 花槽		
ROOF	= 天台		

N

Scale 比例
0M/米　5M/米

發展項目的住宅物業的樓面平面圖

Tower 20 座　G/F 地下

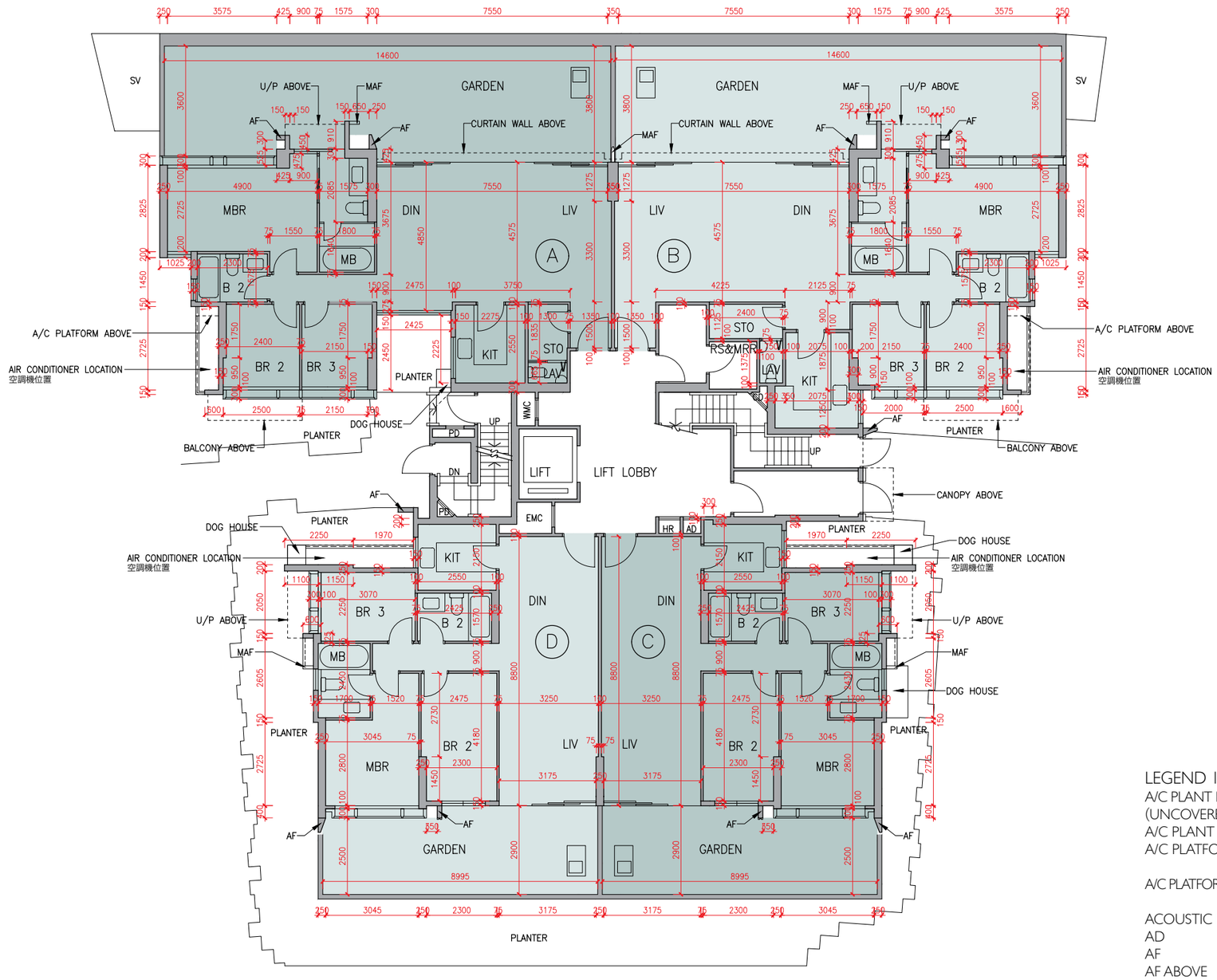

Description 描述		Flat 單位			
		A	B	C	D
Floor-to-floor height (refers to the height between the top surface of the structural slab of a floor and the top surface of the structural slab of its immediate upper floor) of each residential property (m) 每個住宅物業的層與層之間的高度(指該樓層之石屎地台面與上一層石屎地台面之高度距離)(米)	G/F 地下	2.650 2.700 2.875 2.890 2.950 3.000 3.050 3.100 3.225 3.350 3.400	2.650 2.700 2.750 2.790 3.000 3.150 3.350 3.400		
Thickness of the floor slabs (excluding plaster) of each residential property (mm) 每個住宅物業的樓板(不包括灰泥)的厚度(毫米)	G/F 地下	150 175	150 175 200		

The internal areas of the residential properties on the upper floors will generally be slightly larger than those on the lower floors because of the reducing thickness of the structural walls on the upper floors.
因住宅物業的較高樓層的結構牆的厚度遞減，較高樓層的內部面積，一般比較低樓層的內部面積稍大。

Remark : The dimensions in the floor plans are all structural dimensions in millimetre.
備註：樓面平面圖之尺規所列數字為以毫米標示之建築結構尺寸。

LEGEND I 圖例 1

A/C PLANT ROOM (UNCOVERED)	= Air Conditioner Plant Room (uncovered) 空調機房 (沒有上蓋)	CD	= Cable Duct 電線管道槽
A/C PLANT ROOM	= Air Conditioner Plant Room 空調機房	CFR	= Common Flat Roof 公用平台
A/C PLATFORM	= Air Conditioner Platform 空調機平台	CPR	= Common Pitched Roof 公用傾斜屋頂
A/C PLATFORM ABOVE	= Air Conditioner Platform Above 上層空調機平台	CONS	= Conservatory 溫室
ACOUSTIC FIN	= 隔音牆	CURTAIN WALL ABOVE	= 上方之幕牆
AD	= Air Duct 通風管道槽	DN	= Down 下
AF	= Architectural Feature 建築裝飾	DIN	= Dining Room 飯廳
AF ABOVE	= Architectural Feature Above 上層建築裝飾	DOG HOUSE	= Mechanical & Electrical Services Duct Connecting to the Floor Below 連接下層的機電設施管道
AF ON 1/F	= 建築裝飾於1樓	DPMR	= Drainage Pipe Maintenance Room 排水管維修房
B	= Bathroom 浴室	ELV	= Extra Low Voltage Duct 低電壓管道
BAL	= Balcony 露台	EMR	= Electricity Meter Room 電錶房
BALCONY ABOVE	= Balcony above 上層露台	ENTRANCE HALL	= 入口大堂
BR	= Bedroom 睡房	FAMILY ROOM	= 家庭廳
BUILDING LINE ABOVE	= 上方之建築邊線	FLAT ROOF	= 平台
CANOPY	= 簷篷	GARDEN	= 花園
CANOPY ABOVE	= 上層簷篷	HR	= Hose Reel 消防喉轆

Scale 比例　0M/米　5M/米

Tower 20 座　1/F 1樓

Description 描述		Flat 單位 A	B	C	D
Floor-to-floor height (refers to the height between the top surface of the structural slab of a floor and the top surface of the structural slab of its immediate upper floor) of each residential property (m) 每個住宅物業的層與層之間的高度(指該樓層之石屎地台面與上一層石屎地台面之高度距離)(米)	1/F 1樓	2.950 3.000 3.050		3.000 3.050	
Thickness of the floor slabs (excluding plaster) of each residential property (mm) 每個住宅物業的樓板(不包括灰泥)的厚度(毫米)	1/F 1樓	150 175		150 175 200	

The internal areas of the residential properties on the upper floors will generally be slightly larger than those on the lower floors because of the reducing thickness of the structural walls on the upper floors.
因住宅物業的較高樓層的結構牆的厚度遞減，較高樓層的內部面積，一般比較低樓層的內部面積稍大。

Remarks : 1. The dimensions in the floor plans are all structural dimensions in millimetre.
2. The conservatory, if any, forms part of a residential property, is not common part of the Development. Where applicable, the saleable area of the relevant residential properties specified in the section "Area of Residential Properties in the Development" already includes the floor areas of such conservatory. The Authorised Person for the Development has certified that (a) there is no restriction on the usage of such conservatory which will affect owner's enjoyment of the relevant residential property and (b) such conservatory is made for the exclusive use of the owner of the relevant residential property.

備註： 1. 樓面平面圖之尺規所列數字為以毫米標示之建築結構尺寸。
2. 溫室(如有)屬住宅物業一部分，並非發展項目之公用部分。如適用，在「發展項目中的住宅物業的面積」部份內所列出的有關住宅物業之實用面積包括該溫室之樓面面積。發展項目的認可人士已證明溫室(a)在使用上沒有限制亦不會對相關住宅物業業主享用該住宅物業造成影響及(b)是專供相關住宅物業業主使用而設。

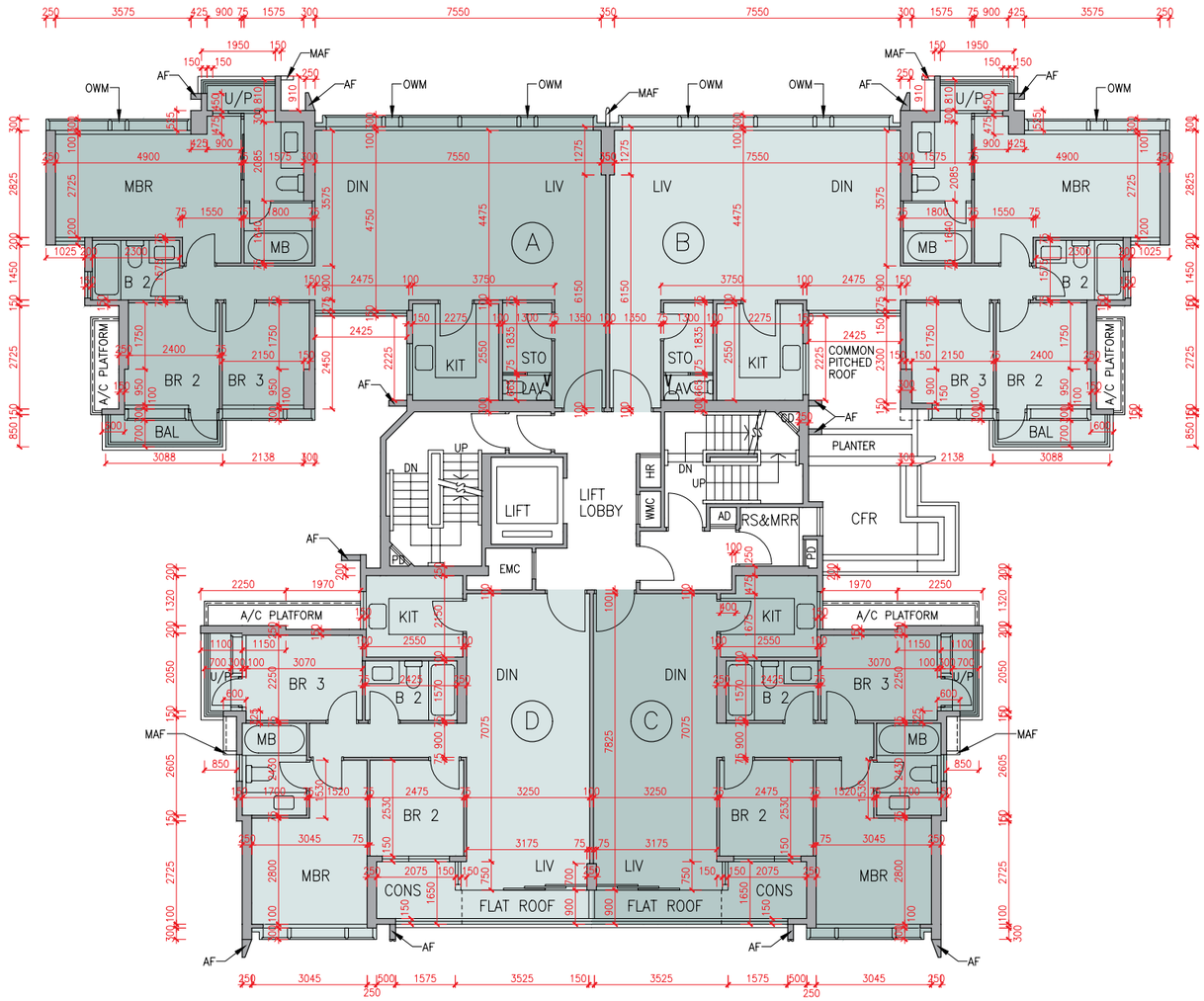

LEGEND 2　圖例 2

JACUZZI	= 按摩池	RS & MRR	= Refuse Storage & Material Recovery Room 垃圾及物料回收室
KIT	= Kitchen 廚房	SKYLIGHT	= 天窗
LAV	= Lavatory 洗手間	SV	= Smoke Vent 排煙口
LIFT	= 升降機	STO	= Store 儲物房
LIFT LOBBY	= 升降機大堂	SWIMMING POOL	= 游泳池
LIFT SHAFT	= 升降機槽	TOP OF BALCONY	= 下層露台上蓋
LIV	= Living Room 客廳	TOP OF CURTAIN WALL	= 幕牆頂部
LIV / DIN	= Living / Dining Room 客/飯廳	TOP OF U/P	= Top of Utility Platform 下層工作平台上蓋
MAF	= Metal Architectural Feature 金屬建築裝飾	UP	= Up 上
MBR	= Master Bedroom 主人睡房	U/P	= Utility Platform 工作平台
MB	= Master Bathroom 主人浴室	U/P ABOVE	= Utility Platform Above 上層工作平台
OPEN PIPE WELL	= 開放式管道井	VOID	= 中空
OWM	= Openable Window For Maintenance 維修窗口	VOID ABOVE	= 上層中空
PANTRY	= 備餐間	WALK-IN CLOSET	= 衣帽間
PLANTER	= 花槽	WMC	= Water Meter Cabinet 水錶箱
PITCHED ROOF	= 斜天台	WMR	= Water Meter Room 水錶房
PD	= Pipe Duct 管道槽		
PLANTER	= 花槽		
ROOF	= 天台		

N

Scale 比例
0M/米　5M/米

發展項目的住宅物業的樓面平面圖

Tower 20 座　2/F - 5/F (4/F is omitted) 2樓-5樓(不設4樓)

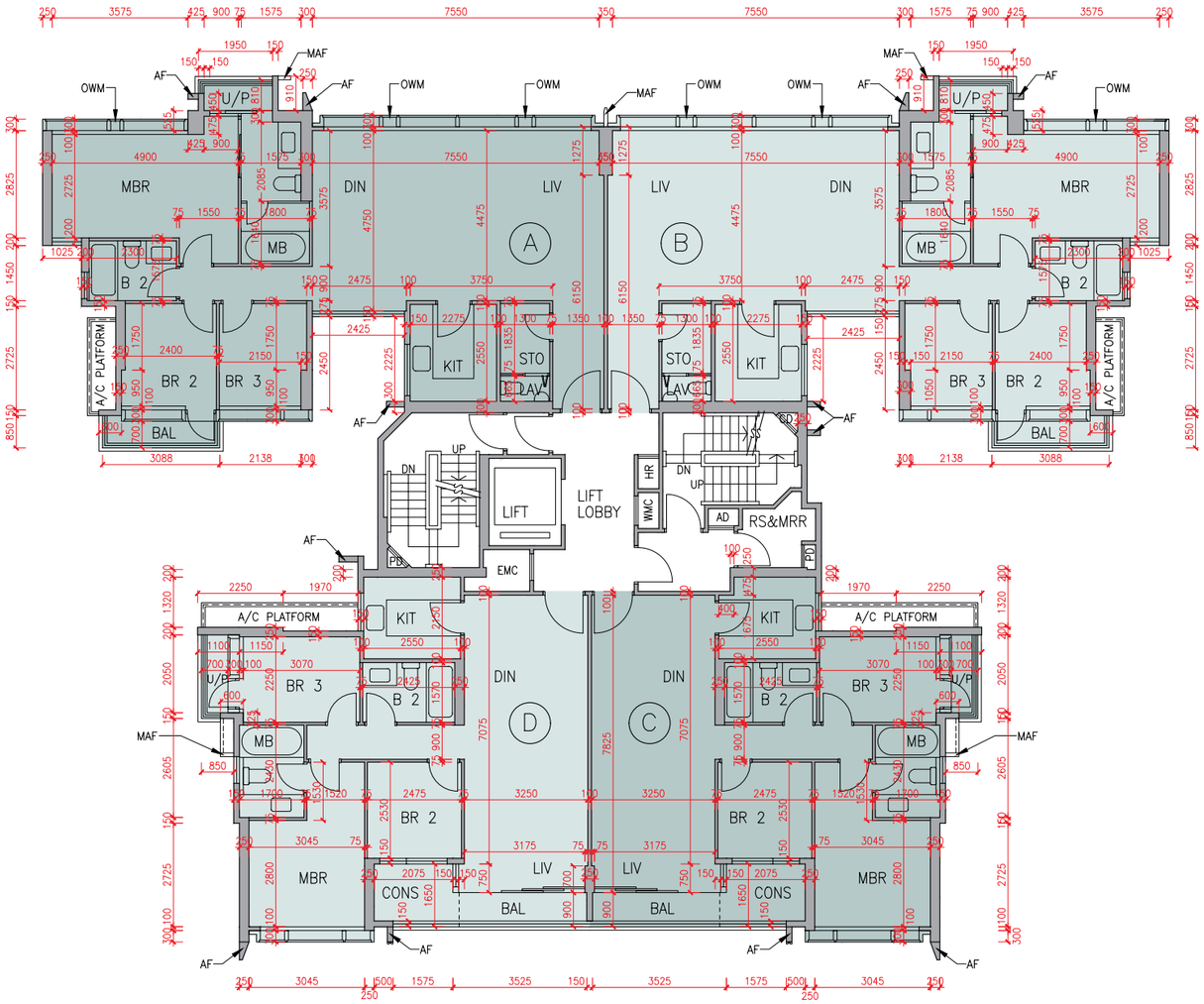

Description 描述		Flat 單位			
		A	B	C	D
Floor-to-floor height (refers to the height between the top surface of the structural slab of a floor and the top surface of the structural slab of its immediate upper floor) of each residential property (m) 每個住宅物業的層與層之間的高度(指該樓層之石屎地台面與上一層石屎地台面之高度距離)(米)	2/F-5/F 2樓-5樓	3.000			
Thickness of the floor slabs (excluding plaster) of each residential property (mm) 每個住宅物業的樓板(不包括灰泥)的厚度(毫米)	2/F-5/F 2樓-5樓	150 175		150 175 200	

The internal areas of the residential properties on the upper floors will generally be slightly larger than those on the lower floors because of the reducing thickness of the structural walls on the upper floors.
因住宅物業的較高樓層的結構牆的厚度遞減，較高樓層的內部面積，一般比較低樓層的內部面積稍大。

Remarks : 1. The dimensions in the floor plans are all structural dimensions in millimetre.
2. The conservatory, if any, forms part of a residential property, is not common part of the Development. Where applicable, the saleable area of the relevant residential properties specified in the section "Area of Residential Properties in the Development" already includes the floor areas of such conservatory. The Authorised Person for the Development has certified that (a) there is no restriction on the usage of such conservatory which will affect owner's enjoyment of the relevant residential property and (b) such conservatory is made for the exclusive use of the owner of the relevant residential property.

備註： 1. 樓面平面圖之尺規所列數字為以毫米標示之建築結構尺寸。
2. 溫室(如有)屬住宅物業一部分，並非發展項目之公用部分。如適用，在「發展項目中的住宅物業的面積」部份內所列出的有關住宅物業之實用面積包括該溫室之樓面面積。發展項目的認可人士已證明溫室(a)在使用上沒有限制亦不會對相關住宅物業業主享用該住宅物業造成影響及(b)是專供相關住宅物業業主使用而設。

LEGEND I 圖例 1

A/C PLANT ROOM (UNCOVERED)	= Air Conditioner Plant Room (uncovered) 空調機房 (沒有上蓋)	CD	= Cable Duct 電線管道槽
A/C PLANT ROOM	= Air Conditioner Plant Room 空調機房	CFR	= Common Flat Roof 公用平台
A/C PLATFORM	= Air Conditioner Platform 空調機平台	CPR	= Common Pitched Roof 公用傾斜屋頂
A/C PLATFORM ABOVE	= Air Conditioner Platform Above 上層空調機平台	CONS	= Conservatory 溫室
ACOUSTIC FIN	= 隔音牆	CURTAIN WALL ABOVE	= 上方之幕牆
AD	= Air Duct 通風管道槽	DN	= Down 下
AF	= Architectural Feature 建築裝飾	DIN	= Dining Room 飯廳
AF ABOVE	= Architectural Feature Above 上層建築裝飾	DOG HOUSE	= Mechanical & Electrical Services Duct Connecting to the Floor Below 連接下層的機電設施管道
AF ON 1/F	= 建築裝飾於1樓	DPMR	= Drainage Pipe Maintenance Room 排水管維修房
B	= Bathroom 浴室	ELV	= Extra Low Voltage Duct 低電壓管道
BAL	= Balcony 露台	EMR	= Electricity Meter Room 電錶房
BALCONY ABOVE	= Balcony above 上層露台	ENTRANCE HALL	= 入口大堂
BR	= Bedroom 睡房	FAMILY ROOM	= 家庭廳
BUILDING LINE ABOVE	= 上方之建築邊線	FLAT ROOF	= 平台
CANOPY	= 簷篷	GARDEN	= 花園
CANOPY ABOVE	= 上層簷篷	HR	= Hose Reel 消防喉轆

Scale 比例 0M/米 5M/米

Tower 20 座　6/F 6樓

Description 描述		Flat 單位 A	B	C	D
Floor-to-floor height (refers to the height between the top surface of the structural slab of a floor and the top surface of the structural slab of its immediate upper floor) of each residential property (m) 每個住宅物業的層與層之間的高度(指該樓層之石屎地台面與上一層石屎地台面之高度距離)(米)	6/F 6樓	3.000 3.050 3.350		3.000 3.210 3.250 3.350	
Thickness of the floor slabs (excluding plaster) of each residential property (mm) 每個住宅物業的樓板(不包括灰泥)的厚度(毫米)	6/F 6樓	150 175		150 175 200	

The internal areas of the residential properties on the upper floors will generally be slightly larger than those on the lower floors because of the reducing thickness of the structural walls on the upper floors.
因住宅物業的較高樓層的結構牆的厚度遞減，較高樓層的內部面積，一般比較低樓層的內部面積稍大。

Remarks : 1. The dimensions in the floor plans are all structural dimensions in millimetre.
2. The conservatory, if any, forms part of a residential property, is not common part of the Development. Where applicable, the saleable area of the relevant residential properties specified in the section "Area of Residential Properties in the Development" already includes the floor areas of such conservatory. The Authorised Person for the Development has certified that (a) there is no restriction on the usage of such conservatory which will affect owner's enjoyment of the relevant residential property and (b) such conservatory is made for the exclusive use of the owner of the relevant residential property.

備註： 1. 樓面平面圖之尺規所列數字為以毫米標示之建築結構尺寸。
2. 溫室(如有)屬住宅物業一部分，並非發展項目之公用部分。如適用，在「發展項目中的住宅物業的面積」部份內所列出的有關住宅物業之實用面積包括該溫室之樓面面積。發展項目的認可人士已證明溫室(a)在使用上沒有限制亦不會對相關住宅物業業主享用該住宅物業造成影響及(b)是專供相關住宅物業業主使用而設。

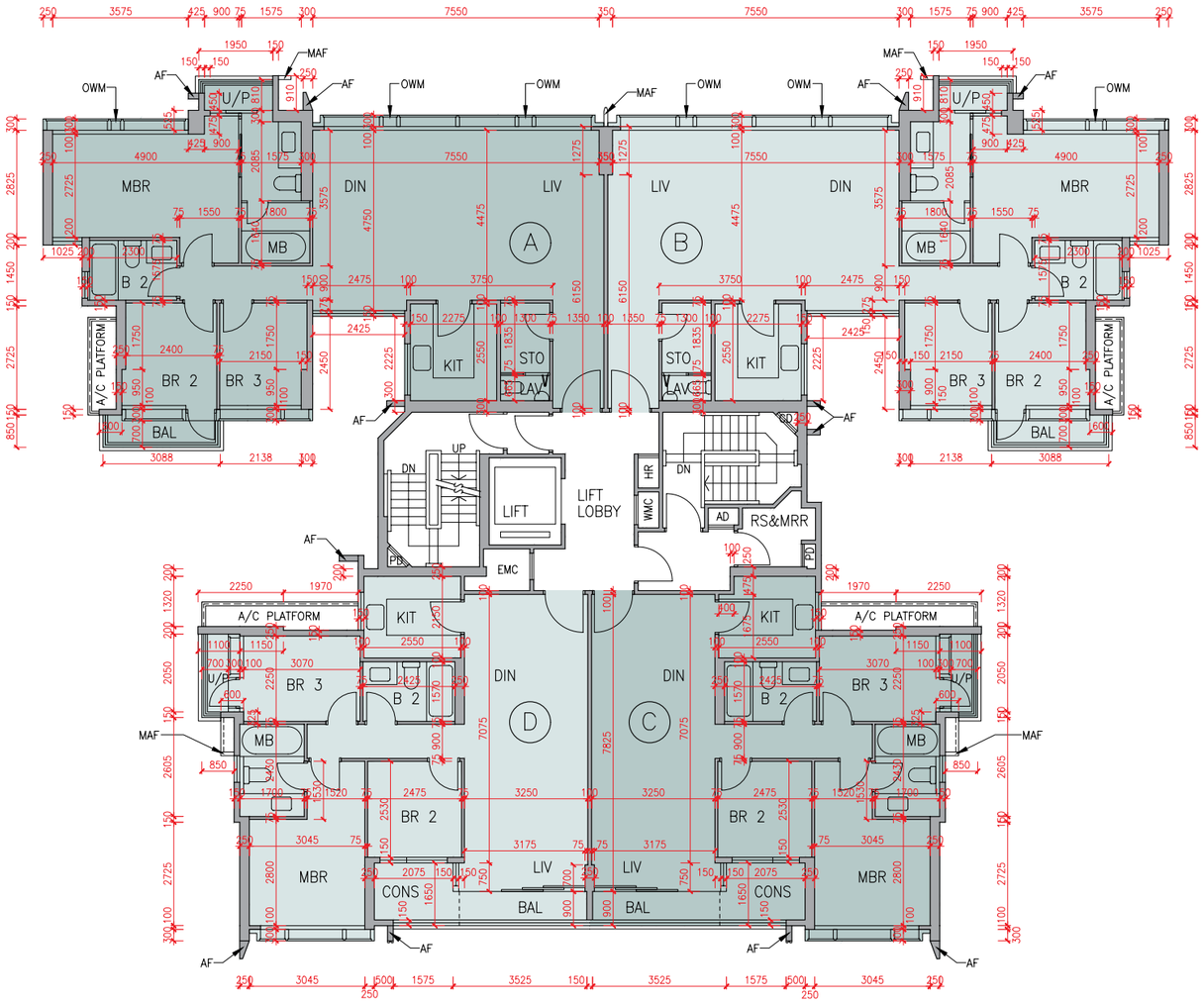

LEGEND 2　圖例 2

JACUZZI	= 按摩池	RS & MRR	= Refuse Storage & Material Recovery Room 垃圾及物料回收室
KIT	= Kitchen 廚房	SKYLIGHT	= 天窗
LAV	= Lavatory 洗手間	SV	= Smoke Vent 排煙口
LIFT	= 升降機	STO	= Store 儲物房
LIFT LOBBY	= 升降機大堂	SWIMMING POOL	= 游泳池
LIFT SHAFT	= 升降機槽	TOP OF BALCONY	= 下層露台上蓋
LIV	= Living Room 客廳	TOP OF CURTAIN WALL	= 幕牆頂部
LIV / DIN	= Living / Dining Room 客/飯廳	TOP OF U/P	= Top of Utility Platform 下層工作平台上蓋
MAF	= Metal Architectural Feature 金屬建築裝飾	UP	= Up 上
MBR	= Master Bedroom 主人睡房	U/P	= Utility Platform 工作平台
MB	= Master Bathroom 主人浴室	U/P ABOVE	= Utility Platform Above 上層工作平台
OPEN PIPE WELL	= 開放式管道井	VOID	= 中空
OWM	= Openable Window For Maintenance 維修窗口	VOID ABOVE	= 上層中空
PANTRY	= 備餐間	WALK-IN CLOSET	= 衣帽間
PLANTER	= 花槽	WMC	= Water Meter Cabinet 水錶箱
PITCHED ROOF	= 斜天台	WMR	= Water Meter Room 水錶房
PD	= Pipe Duct 管道槽		
PLANTER	= 花槽		
ROOF	= 天台		

N

Scale 比例
0M/米　5M/米

Tower 20 座　Roof 天台

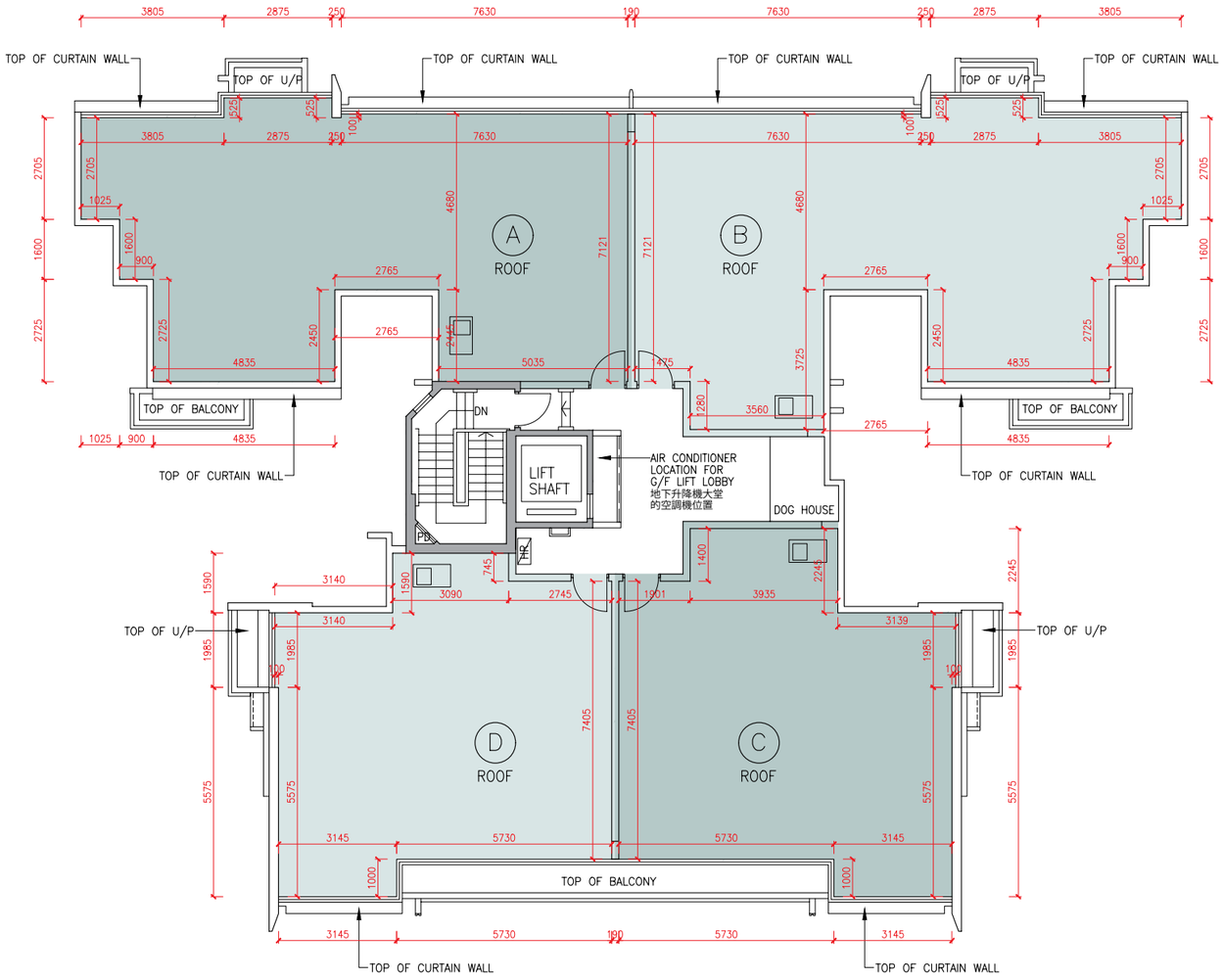

The internal areas of the residential properties on the upper floors will generally be slightly larger than those on the lower floors because of the reducing thickness of the structural walls on the upper floors.
因住宅物業的較高樓層的結構牆的厚度遞減，較高樓層的內部面積，一般比較低樓層的內部面積稍大。

Remark : The dimensions in the floor plans are all structural dimensions in millimetre.
備註：樓面平面圖之尺規所列數字為以毫米標示之建築結構尺寸。

LEGEND I 圖例 1

A/C PLANT ROOM (UNCOVERED)	= Air Conditioner Plant Room (uncovered) 空調機房 (沒有上蓋)	CD	= Cable Duct 電線管道槽
A/C PLANT ROOM	= Air Conditioner Plant Room 空調機房	CFR	= Common Flat Roof 公用平台
A/C PLATFORM	= Air Conditioner Platform 空調機平台	CPR	= Common Pitched Roof 公用傾斜屋頂
A/C PLATFORM ABOVE	= Air Conditioner Platform Above 上層空調機平台	CONS	= Conservatory 溫室
ACOUSTIC FIN	= 隔音牆	CURTAIN WALL ABOVE	= 上方之幕牆
AD	= Air Duct 通風管道槽	DN	= Down 下
AF	= Architectural Feature 建築裝飾	DIN	= Dining Room 飯廳
AF ABOVE	= Architectural Feature Above 上層建築裝飾	DOG HOUSE	= Mechanical & Electrical Services Duct Connecting to the Floor Below 連接下層的機電設施管道
AF ON 1/F	= 建築裝飾於1樓	DPMR	= Drainage Pipe Maintenance Room 排水管維修房
B	= Bathroom 浴室	ELV	= Extra Low Voltage Duct 低電壓管道
BAL	= Balcony 露台	EMR	= Electricity Meter Room 電錶房
BALCONY ABOVE	= Balcony above 上層露台	ENTRANCE HALL	= 入口大堂
BR	= Bedroom 睡房	FAMILY ROOM	= 家庭廳
BUILDING LINE ABOVE	= 上方之建築邊線	FLAT ROOF	= 平台
CANOPY	= 簷篷	GARDEN	= 花園
CANOPY ABOVE	= 上層簷篷	HR	= Hose Reel 消防喉轆

Scale 比例　0M/米　5M/米

Tower 21 座　G/F 地下

Description 描述		Flat 單位			
		A	B	C	D
Floor-to-floor height (refers to the height between the top surface of the structural slab of a floor and the top surface of the structural slab of its immediate upper floor) of each residential property (m) 每個住宅物業的層與層之間的高度(指該樓層之石屎地台面與上一層石屎地台面之高度距離)(米)	G/F 地下	2.650 2.700 2.875 2.890 2.950 3.000 3.050 3.100 3.225 3.350 3.400	2.650 2.700 2.890 2.950 3.000 3.050 3.100 3.350 3.400	2.650 2.700 2.750 2.790 3.000 3.100 3.350	
Thickness of the floor slabs (excluding plaster) of each residential property (mm) 每個住宅物業的樓板(不包括灰泥)的厚度(毫米)	G/F 地下	150 175		150 175 200	

The internal areas of the residential properties on the upper floors will generally be slightly larger than those on the lower floors because of the reducing thickness of the structural walls on the upper floors.
因住宅物業的較高樓層的結構牆的厚度遞減，較高樓層的內部面積，一般比較低樓層的內部面積稍大。

Remark : The dimensions in the floor plans are all structural dimensions in millimetre.
備註：樓面平面圖之尺規所列數字為以毫米標示之建築結構尺寸。

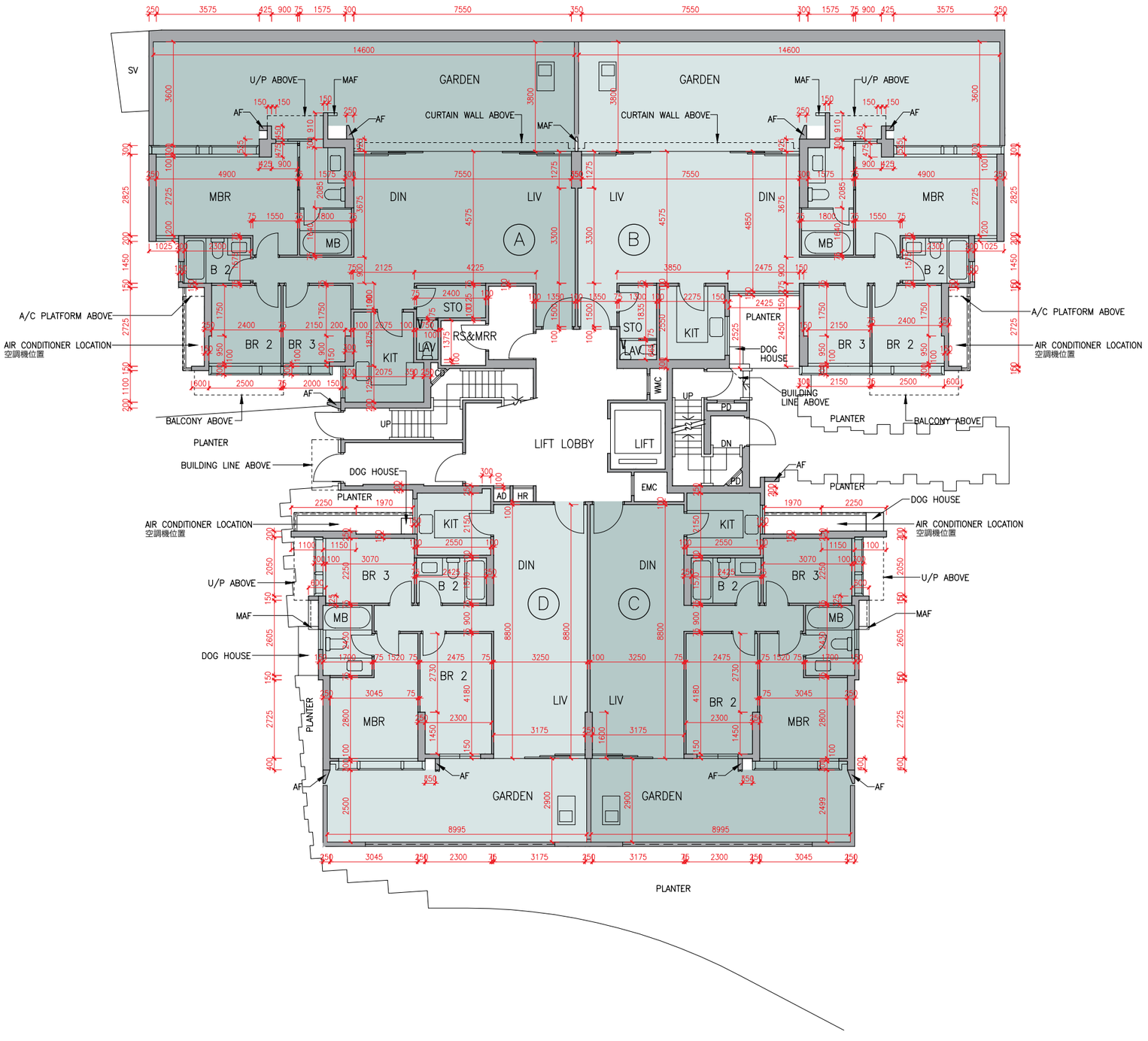

LEGEND 2　圖例 2

JACUZZI	= 按摩池	RS & MRR	= Refuse Storage & Material Recovery Room 垃圾及物料回收室
KIT	= Kitchen 廚房	SKYLIGHT	= 天窗
LAV	= Lavatory 洗手間	SV	= Smoke Vent 排煙口
LIFT	= 升降機	STO	= Store 儲物房
LIFT LOBBY	= 升降機大堂	SWIMMING POOL	= 游泳池
LIFT SHAFT	= 升降機槽	TOP OF BALCONY	= 下層露台上蓋
LIV	= Living Room 客廳	TOP OF CURTAIN WALL	= 幕牆頂部
LIV / DIN	= Living / Dining Room 客/飯廳	TOP OF U/P	= Top of Utility Platform 下層工作平台上蓋
MAF	= Metal Architectural Feature 金屬建築裝飾	UP	= Up 上
MBR	= Master Bedroom 主人睡房	U/P	= Utility Platform 工作平台
MB	= Master Bathroom 主人浴室	U/P ABOVE	= Utility Platform Above 上層工作平台
OPEN PIPE WELL	= 開放式管道井	VOID	= 中空
OWM	= Openable Window For Maintenance 維修窗口	VOID ABOVE	= 上層中空
PANTRY	= 備餐間	WALK-IN CLOSET	= 衣帽間
PLANTER	= 花槽	WMC	= Water Meter Cabinet 水錶箱
PITCHED ROOF	= 斜天台	WMR	= Water Meter Room 水錶房
PD	= Pipe Duct 管道槽		
PLANTER	= 花槽		
ROOF	= 天台		

N

Scale
比例
0M/米　5M/米

Tower 21 座　1/F 1樓

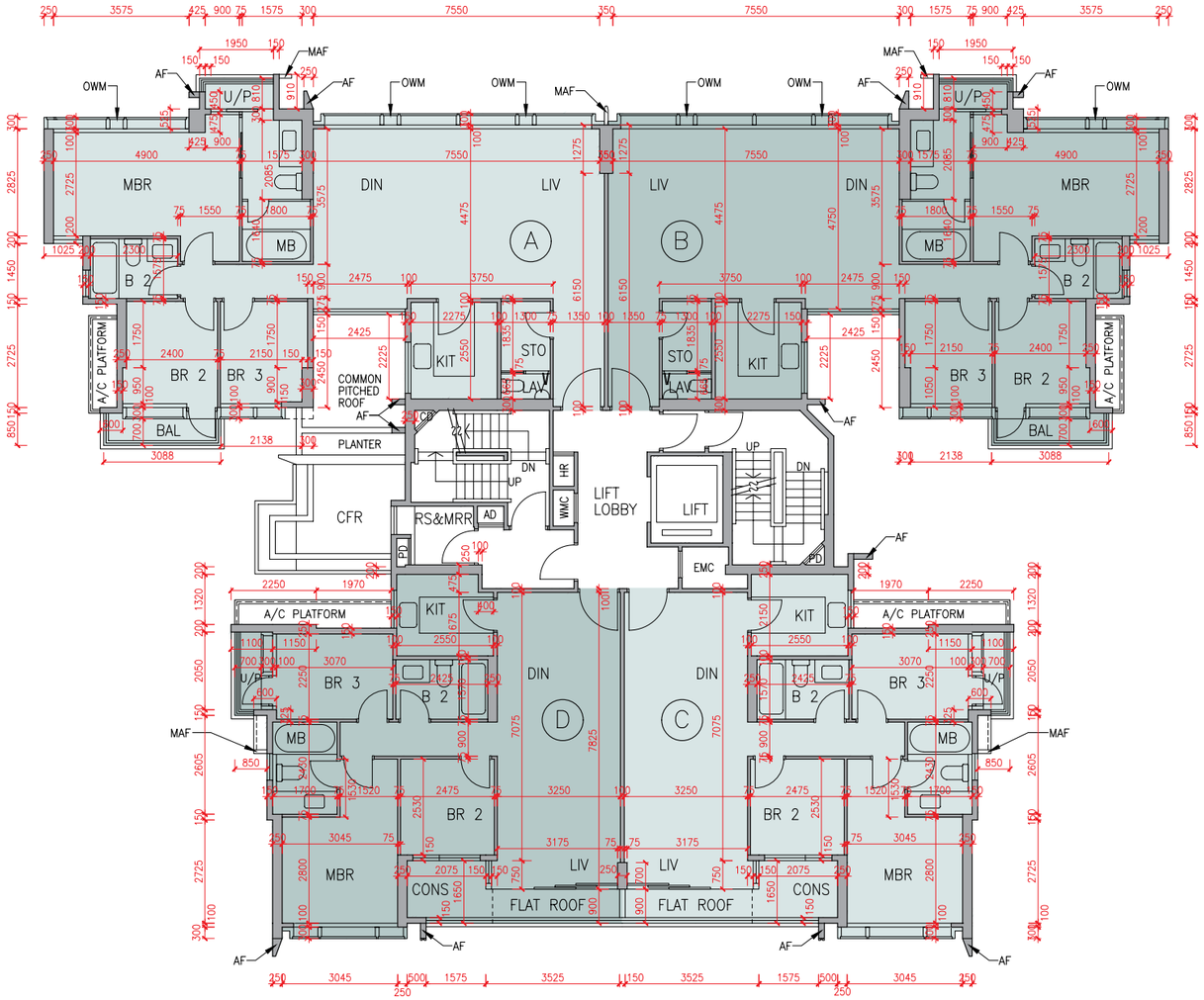

Scale 比例　0M/米　5M/米

N

Description 描述		Flat 單位 A	B	C	D
Floor-to-floor height (refers to the height between the top surface of the structural slab of a floor and the top surface of the structural slab of its immediate upper floor) of each residential property (m) 每個住宅物業的層與層之間的高度(指該樓層之石屎地台面與上一層石屎地台面之高度距離)(米)	1/F 1樓	2.950 3.000 3.050		3.000 3.050	
Thickness of the floor slabs (excluding plaster) of each residential property (mm) 每個住宅物業的樓板(不包括灰泥)的厚度(毫米)	1/F 1樓	150 175		150 175 200	

The internal areas of the residential properties on the upper floors will generally be slightly larger than those on the lower floors because of the reducing thickness of the structural walls on the upper floors.
因住宅物業的較高樓層的結構牆的厚度遞減，較高樓層的內部面積，一般比較低樓層的內部面積稍大。

Remarks : 1. The dimensions in the floor plans are all structural dimensions in millimetre.
2. The conservatory, if any, forms part of a residential property, is not common part of the Development. Where applicable, the saleable area of the relevant residential properties specified in the section "Area of Residential Properties in the Development" already includes the floor areas of such conservatory. The Authorised Person for the Development has certified that (a) there is no restriction on the usage of such conservatory which will affect owner's enjoyment of the relevant residential property and (b) such conservatory is made for the exclusive use of the owner of the relevant residential property.

備註：1. 樓面平面圖之尺規所列數字為以毫米標示之建築結構尺寸。
2. 溫室(如有)屬住宅物業一部分，並非發展項目之公用部分。如適用，在「發展項目中的住宅物業的面積」部份內所列出的有關住宅物業之實用面積包括該溫室之樓面面積。發展項目的認可人士已證明溫室(a)在使用上沒有限制亦不會對相關住宅物業業主享用該住宅物業造成影響及(b)是專供相關住宅物業業主使用而設。

LEGEND I 圖例 1

A/C PLANT ROOM (UNCOVERED)	= Air Conditioner Plant Room (uncovered) 空調機房 (沒有上蓋)	CD	= Cable Duct 電線管道槽
A/C PLANT ROOM	= Air Conditioner Plant Room 空調機房	CFR	= Common Flat Roof 公用平台
A/C PLATFORM	= Air Conditioner Platform 空調機平台	CPR	= Common Pitched Roof 公用傾斜屋頂
A/C PLATFORM ABOVE	= Air Conditioner Platform Above 上層空調機平台	CONS	= Conservatory 溫室
ACOUSTIC FIN	= 隔音牆	CURTAIN WALL ABOVE	= 上方之幕牆
AD	= Air Duct 通風管道槽	DN	= Down 下
AF	= Architectural Feature 建築裝飾	DIN	= Dining Room 飯廳
AF ABOVE	= Architectural Feature Above 上層建築裝飾	DOG HOUSE	= Mechanical & Electrical Services Duct Connecting to the Floor Below 連接下層的機電設施管道
AF ON 1/F	= 建築裝飾於1樓	DPMR	= Drainage Pipe Maintenance Room 排水管維修房
B	= Bathroom 浴室	ELV	= Extra Low Voltage Duct 低電壓管道
BAL	= Balcony 露台	EMR	= Electricity Meter Room 電錶房
BALCONY ABOVE	= Balcony above 上層露台	ENTRANCE HALL	= 入口大堂
BR	= Bedroom 睡房	FAMILY ROOM	= 家庭廳
BUILDING LINE ABOVE	= 上方之建築邊線	FLAT ROOF	= 平台
CANOPY	= 簷篷	GARDEN	= 花園
CANOPY ABOVE	= 上層簷篷	HR	= Hose Reel 消防喉轆

Tower 21 座　2/F - 5/F (4/F is omitted) 2樓-5樓(不設4樓)

Description 描述		Flat 單位			
		A	B	C	D
Floor-to-floor height (refers to the height between the top surface of the structural slab of a floor and the top surface of the structural slab of its immediate upper floor) of each residential property (m) 每個住宅物業的層與層之間的高度(指該樓層之石屎地台面與上一層石屎地台面之高度距離)(米)	2/F-5/F 2樓-5樓	3.000			
Thickness of the floor slabs (excluding plaster) of each residential property (mm) 每個住宅物業的樓板(不包括灰泥)的厚度(毫米)	2/F-5/F 2樓-5樓	150 175		150 175 200	

The internal areas of the residential properties on the upper floors will generally be slightly larger than those on the lower floors because of the reducing thickness of the structural walls on the upper floors.
因住宅物業的較高樓層的結構牆的厚度遞減，較高樓層的內部面積，一般比較低樓層的內部面積稍大。

Remarks : 1. The dimensions in the floor plans are all structural dimensions in millimetre.
2. The conservatory, if any, forms part of a residential property, is not common part of the Development. Where applicable, the saleable area of the relevant residential properties specified in the section "Area of Residential Properties in the Development" already includes the floor areas of such conservatory. The Authorised Person for the Development has certified that (a) there is no restriction on the usage of such conservatory which will affect owner's enjoyment of the relevant residential property and (b) such conservatory is made for the exclusive use of the owner of the relevant residential property.

備註： 1. 樓面平面圖之尺規所列數字為以毫米標示之建築結構尺寸。
2. 溫室(如有)屬住宅物業一部分，並非發展項目之公用部分。如適用，在「發展項目中的住宅物業的面積」部份內所列出的有關住宅物業之實用面積包括該溫室之樓面面積。發展項目的認可人士已證明溫室(a)在使用上沒有限制亦不會對相關住宅物業業主享用該住宅物業造成影響及(b)是專供相關住宅物業業主使用而設。

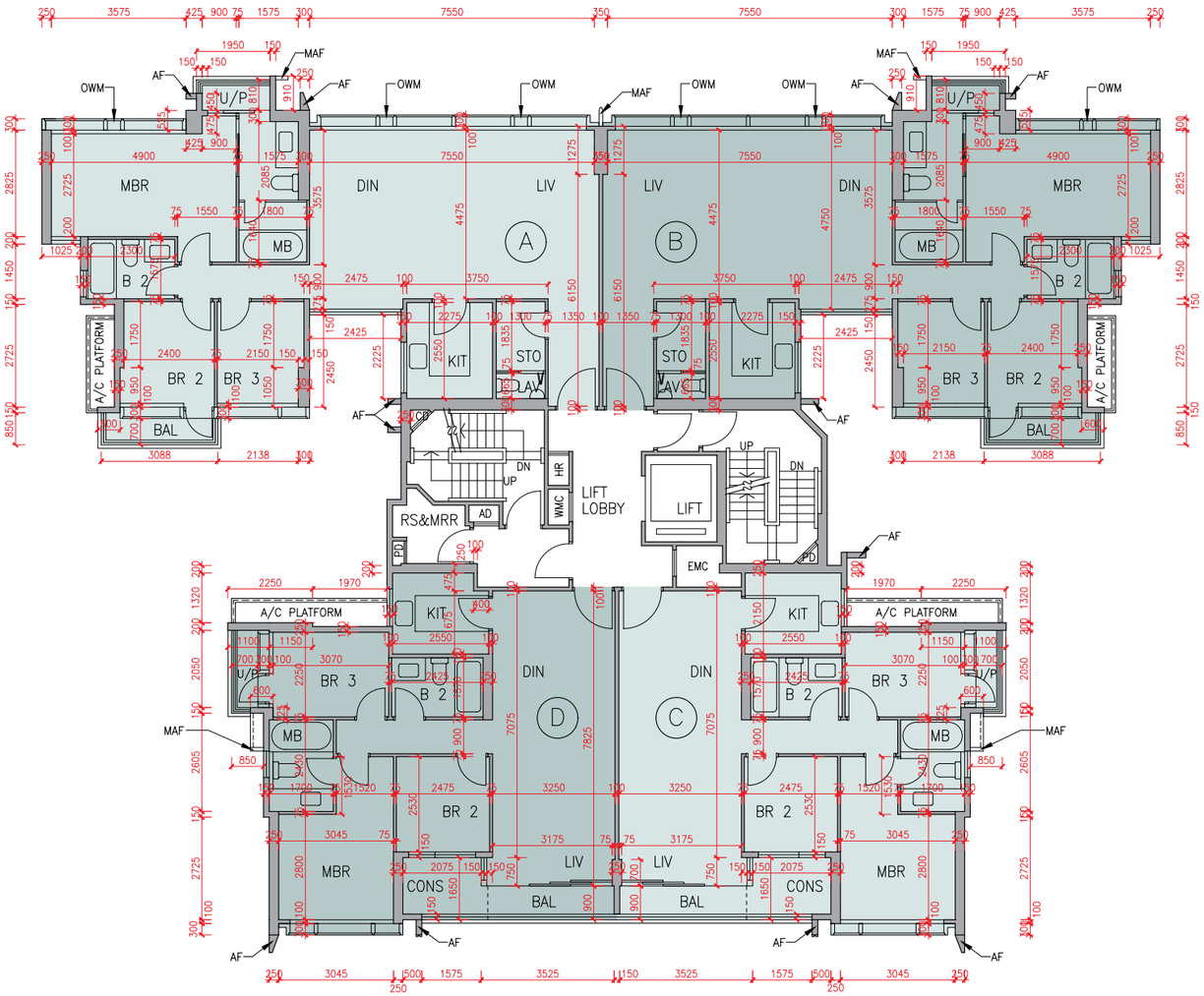

LEGEND 2　圖例 2

JACUZZI	= 按摩池	RS & MRR	= Refuse Storage & Material Recovery Room 垃圾及物料回收室
KIT	= Kitchen 廚房	SKYLIGHT	= 天窗
LAV	= Lavatory 洗手間	SV	= Smoke Vent 排煙口
LIFT	= 升降機	STO	= Store 儲物房
LIFT LOBBY	= 升降機大堂	SWIMMING POOL	= 游泳池
LIFT SHAFT	= 升降機槽	TOP OF BALCONY	= 下層露台上蓋
LIV	= Living Room 客廳	TOP OF CURTAIN WALL	= 幕牆頂部
LIV / DIN	= Living / Dining Room 客/飯廳	TOP OF U/P	= Top of Utility Platform 下層工作平台上蓋
MAF	= Metal Architectural Feature 金屬建築裝飾	UP	= Up 上
MBR	= Master Bedroom 主人睡房	U/P	= Utility Platform 工作平台
MB	= Master Bathroom 主人浴室	U/P ABOVE	= Utility Platform Above 上層工作平台
OPEN PIPE WELL	= 開放式管道井	VOID	= 中空
OWM	= Openable Window For Maintenance 維修窗口	VOID ABOVE	= 上層中空
PANTRY	= 備餐間	WALK-IN CLOSET	= 衣帽間
PLANTER	= 花槽	WMC	= Water Meter Cabinet 水錶箱
PITCHED ROOF	= 斜天台	WMR	= Water Meter Room 水錶房
PD	= Pipe Duct 管道槽		
PLANTER	= 花槽		
ROOF	= 天台		

Scale 比例
0M/米　5M/米

Tower 21 座　6/F 6樓

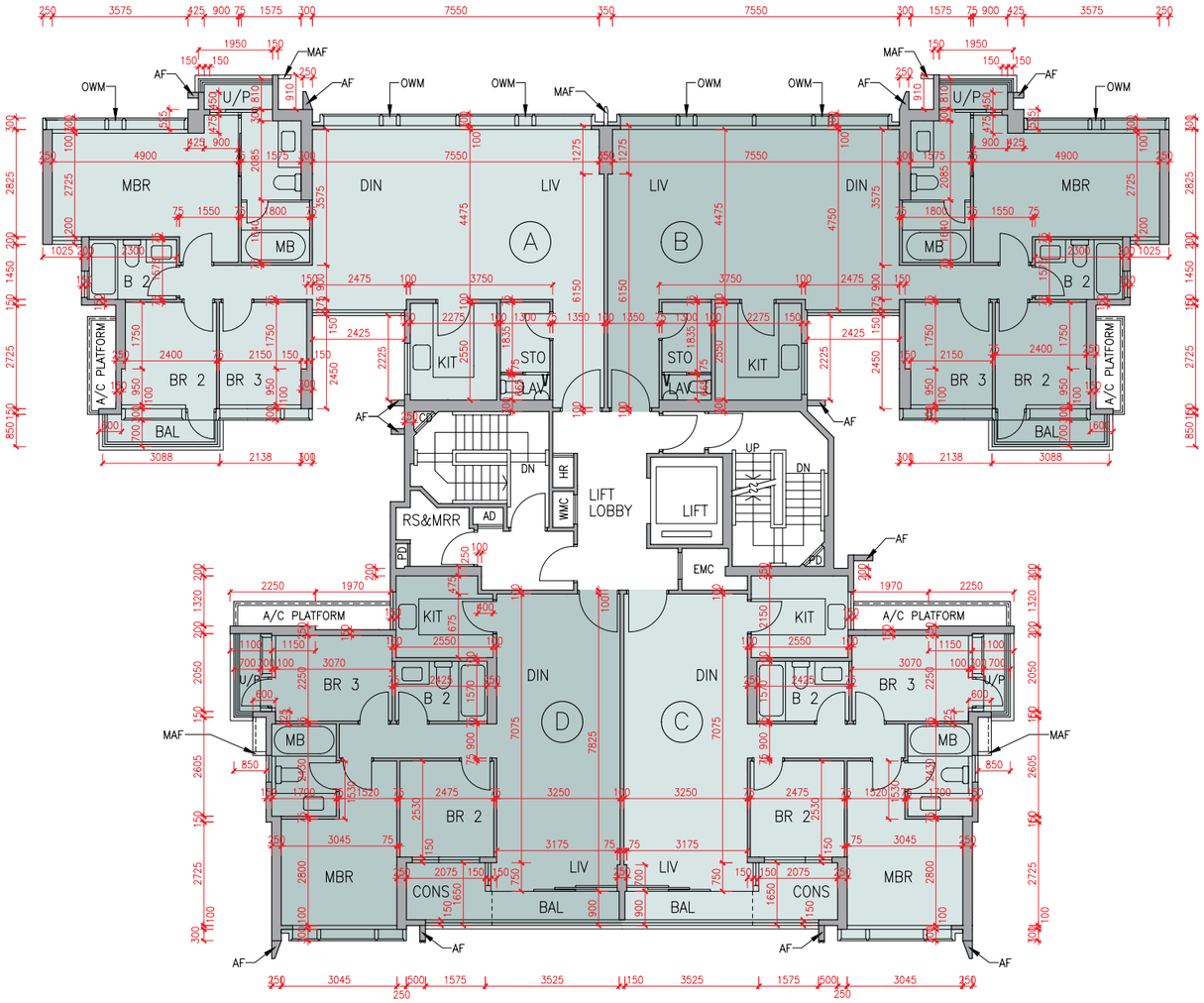

Description 描述		Flat 單位 A	B	C	D
Floor-to-floor height (refers to the height between the top surface of the structural slab of a floor and the top surface of the structural slab of its immediate upper floor) of each residential property (m) 每個住宅物業的層與層之間的高度(指該樓層之石屎地台面與上一層石屎地台面之高度距離)(米)	6/F 6樓	3.000 3.050 3.350		3.000 3.210 3.250 3.350	
Thickness of the floor slabs (excluding plaster) of each residential property (mm) 每個住宅物業的樓板(不包括灰泥)的厚度(毫米)	6/F 6樓	150 175		150 175 200	

The internal areas of the residential properties on the upper floors will generally be slightly larger than those on the lower floors because of the reducing thickness of the structural walls on the upper floors.
因住宅物業的較高樓層的結構牆的厚度遞減，較高樓層的內部面積，一般比較低樓層的內部面積稍大。

Remarks : 1. The dimensions in the floor plans are all structural dimensions in millimetre.
2. The conservatory, if any, forms part of a residential property, is not common part of the Development. Where applicable, the saleable area of the relevant residential properties specified in the section "Area of Residential Properties in the Development" already includes the floor areas of such conservatory. The Authorised Person for the Development has certified that (a) there is no restriction on the usage of such conservatory which will affect owner's enjoyment of the relevant residential property and (b) such conservatory is made for the exclusive use of the owner of the relevant residential property.

備註：1. 樓面平面圖之尺規所列數字為以毫米標示之建築結構尺寸。
2. 溫室(如有)屬住宅物業一部分，並非發展項目之公用部分。如適用，在「發展項目中的住宅物業的面積」部份內所列出的有關住宅物業之實用面積包括該溫室之樓面面積。發展項目的認可人士已證明溫室(a)在使用上沒有限制亦不會對相關住宅物業業主享用該住宅物業造成影響及(b)是專供相關住宅物業業主使用而設。

LEGEND I 圖例 1

A/C PLANT ROOM (UNCOVERED)	= Air Conditioner Plant Room (uncovered) 空調機房 (沒有上蓋)	CD	= Cable Duct 電線管道槽
A/C PLANT ROOM	= Air Conditioner Plant Room 空調機房	CFR	= Common Flat Roof 公用平台
A/C PLATFORM	= Air Conditioner Platform 空調機平台	CPR	= Common Pitched Roof 公用傾斜屋頂
A/C PLATFORM ABOVE	= Air Conditioner Platform Above 上層空調機平台	CONS	= Conservatory 溫室
ACOUSTIC FIN	= 隔音牆	CURTAIN WALL ABOVE	= 上方之幕牆
AD	= Air Duct 通風管道槽	DN	= Down 下
AF	= Architectural Feature 建築裝飾	DIN	= Dining Room 飯廳
AF ABOVE	= Architectural Feature Above 上層建築裝飾	DOG HOUSE	= Mechanical & Electrical Services Duct Connecting to the Floor Below 連接下層的機電設施管道
AF ON 1/F	= 建築裝飾於1樓	DPMR	= Drainage Pipe Maintenance Room 排水管維修房
B	= Bathroom 浴室	ELV	= Extra Low Voltage Duct 低電壓管道
BAL	= Balcony 露台	EMR	= Electricity Meter Room 電錶房
BALCONY ABOVE	= Balcony above 上層露台	ENTRANCE HALL	= 入口大堂
BR	= Bedroom 睡房	FAMILY ROOM	= 家庭廳
BUILDING LINE ABOVE	= 上方之建築邊線	FLAT ROOF	= 平台
CANOPY	= 簷篷	GARDEN	= 花園
CANOPY ABOVE	= 上層簷篷	HR	= Hose Reel 消防喉轆

Scale 比例　0M/米　5M/米

Tower 21 座　Roof 天台

The internal areas of the residential properties on the upper floors will generally be slightly larger than those on the lower floors because of the reducing thickness of the structural walls on the upper floors.
因住宅物業的較高樓層的結構牆的厚度遞減，較高樓層的內部面積，一般比較低樓層的內部面積稍大。

Remark : The dimensions in the floor plans are all structural dimensions in millimetre.
備註：樓面平面圖之尺規所列數字為以毫米標示之建築結構尺寸。

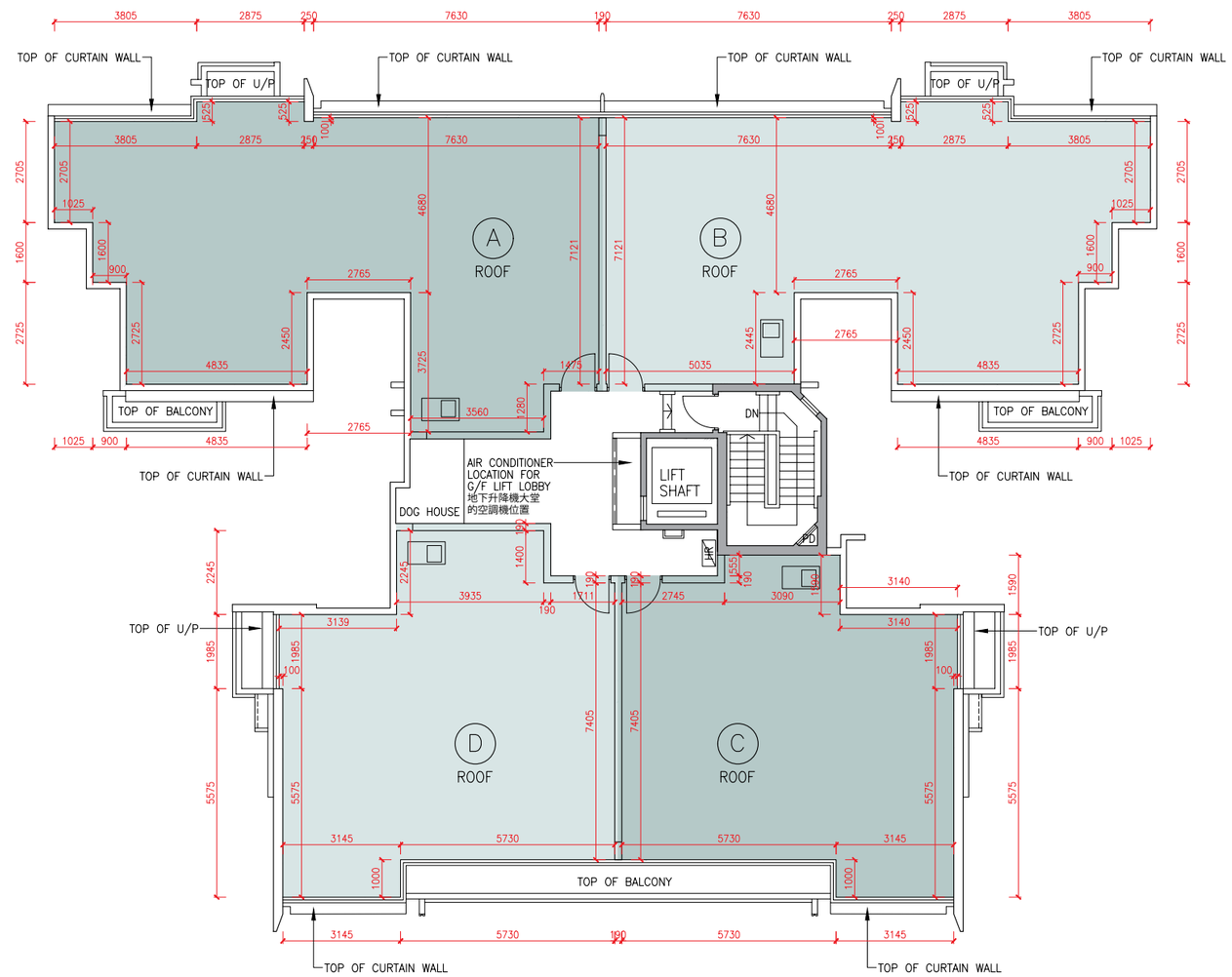

LEGEND 2　圖例 2

JACUZZI	= 按摩池	RS & MRR	= Refuse Storage & Material Recovery Room 垃圾及物料回收室
KIT	= Kitchen 廚房		
LAV	= Lavatory 洗手間		
LIFT	= 升降機	SKYLIGHT	= 天窗
LIFT LOBBY	= 升降機大堂	SV	= Smoke Vent 排煙口
LIFT SHAFT	= 升降機槽	STO	= Store 儲物房
LIV	= Living Room 客廳	SWIMMING POOL	= 游泳池
LIV / DIN	= Living / Dining Room 客/飯廳	TOP OF BALCONY	= 下層露台上蓋
MAF	= Metal Architectural Feature 金屬建築裝飾	TOP OF CURTAIN WALL	= 幕牆頂部
		TOP OF U/P	= Top of Utility Platform 下層工作平台上蓋
MBR	= Master Bedroom 主人睡房		
MB	= Master Bathroom 主人浴室	UP	= Up 上
OPEN PIPE WELL	= 開放式管道井	U/P	= Utility Platform 工作平台
OWM	= Openable Window For Maintenance 維修窗口	U/P ABOVE	= Utility Platform Above 上層工作平台
PANTRY	= 備餐間	VOID	= 中空
PLANTER	= 花槽	VOID ABOVE	= 上層中空
PITCHED ROOF	= 斜天台	WALK-IN CLOSET	= 衣帽間
PD	= Pipe Duct 管道槽	WMC	= Water Meter Cabinet 水錶箱
PLANTER	= 花槽	WMR	= Water Meter Room 水錶房
ROOF	= 天台		

N

Scale 比例
0M/米　5M/米

Tower 22 座　G/F 地下

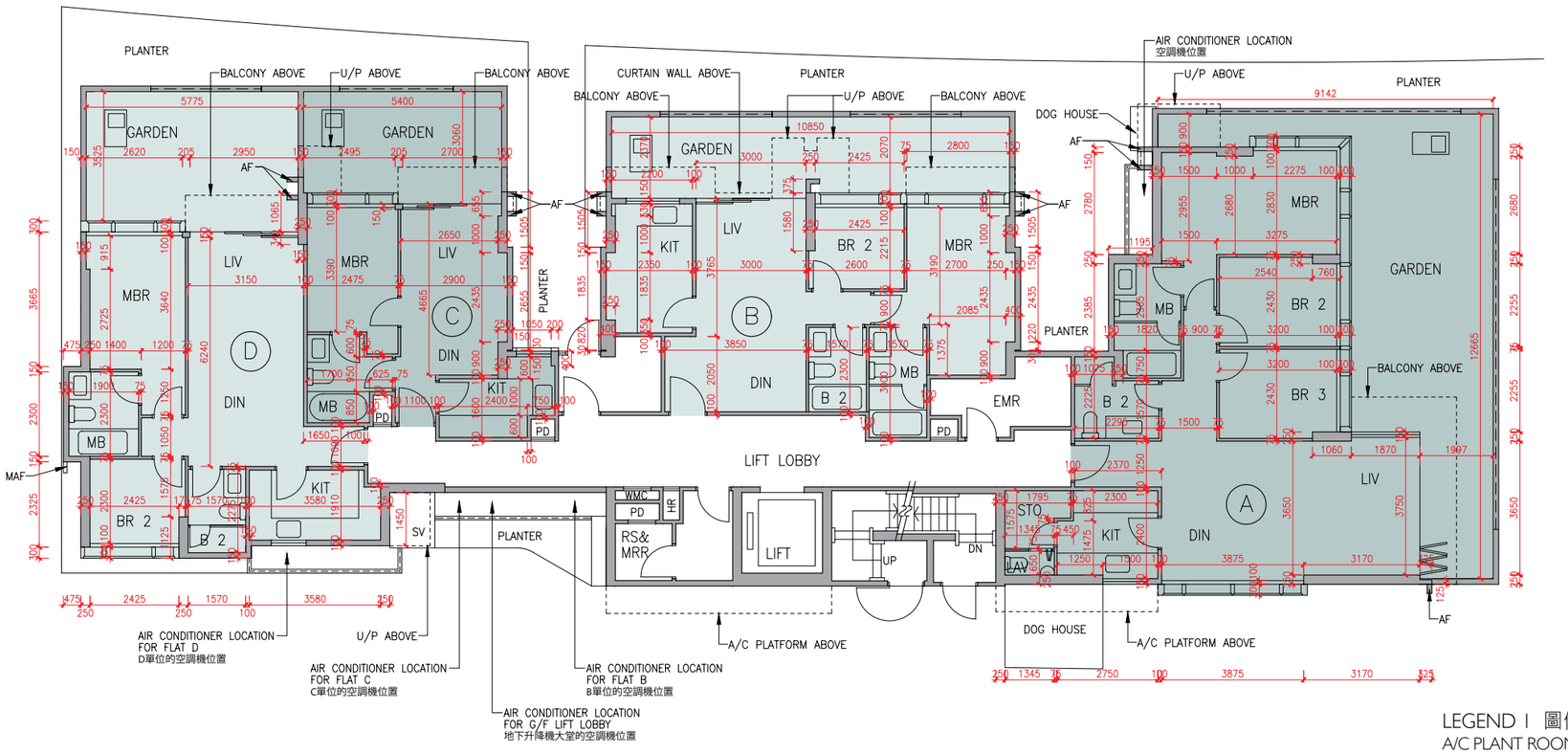

Description 描述		Flat 單位			
		A	B	C	D
Floor-to-floor height (refers to the height between the top surface of the structural slab of a floor and the top surface of the structural slab of its immediate upper floor) of each residential property (m) 每個住宅物業的層與層之間的高度(指該樓層之石屎地台面與上一層石屎地台面之高度距離)(米)	G/F 地下	3.150 3.350 3.450 3.500 3.600 3.950	3.100 3.390 3.500 3.950	3.100 3.390 3.500 3.550	3.150 3.390 3.450 3.500 3.600 3.800 3.900 3.950
Thickness of the floor slabs (excluding plaster) of each residential property (mm) 每個住宅物業的樓板(不包括灰泥)的厚度(毫米)	G/F 地下	150 175	150 175 225		150 175 225 250

The internal areas of the residential properties on the upper floors will generally be slightly larger than those on the lower floors because of the reducing thickness of the structural walls on the upper floors.
因住宅物業的較高樓層的結構牆的厚度遞減，較高樓層的內部面積，一般比較低樓層的內部面積稍大。

Remark : The dimensions in the floor plans are all structural dimensions in millimetre.
備註：樓面平面圖之尺規所列數字為以毫米標示之建築結構尺寸。

N

Scale
比例
0M/米　5M/米

LEGEND I 圖例 1

A/C PLANT ROOM (UNCOVERED)	= Air Conditioner Plant Room (uncovered) 空調機房 (沒有上蓋)	CD	= Cable Duct 電線管道槽
A/C PLANT ROOM	= Air Conditioner Plant Room 空調機房	CFR	= Common Flat Roof 公用平台
A/C PLATFORM	= Air Conditioner Platform 空調機平台	CPR	= Common Pitched Roof 公用傾斜屋頂
A/C PLATFORM ABOVE	= Air Conditioner Platform Above 上層空調機平台	CONS	= Conservatory 溫室
ACOUSTIC FIN	= 隔音牆	CURTAIN WALL ABOVE	= 上方之幕牆
AD	= Air Duct 通風管道槽	DN	= Down 下
AF	= Architectural Feature 建築裝飾	DIN	= Dining Room 飯廳
AF ABOVE	= Architectural Feature Above 上層建築裝飾	DOG HOUSE	= Mechanical & Electrical Services Duct Connecting to the Floor Below 連接下層的機電設施管道
AF ON 1/F	= 建築裝飾於1樓	DPMR	= Drainage Pipe Maintenance Room 排水管維修房
B	= Bathroom 浴室	ELV	= Extra Low Voltage Duct 低電壓管道
BAL	= Balcony 露台	EMR	= Electricity Meter Room 電錶房
BALCONY ABOVE	= Balcony above 上層露台	ENTRANCE HALL	= 入口大堂
BR	= Bedroom 睡房	FAMILY ROOM	= 家庭廳
BUILDING LINE ABOVE	= 上方之建築邊線	FLAT ROOF	= 平台
CANOPY	= 簷篷	GARDEN	= 花園
CANOPY ABOVE	= 上層簷篷	HR	= Hose Reel 消防喉轆

Tower 22 座　1/F - 3/F 1樓-3樓

Description 描述		Flat 單位				
		A	B	C	D	E
Floor-to-floor height (refers to the height between the top surface of the structural slab of a floor and the top surface of the structural slab of its immediate upper floor) of each residential property (m) 每個住宅物業的層與層之間的高度(指該樓層之石屎地台面與上一層石屎地台面之高度距離)(米)	1/F-2/F 1樓-2樓	3.500				
	3/F 3樓	3.500 3.550 3.850	3.500 3.850 3.900			3.500 3.550 3.850
Thickness of the floor slabs (excluding plaster) of each residential property (mm) 每個住宅物業的樓板(不包括灰泥)的厚度(毫米)	1/F-2/F 1樓-2樓	150 175	150 175 225			150 175 225 250
	3/F 3樓	150 175	150 175 225			150 175

The internal areas of the residential properties on the upper floors will generally be slightly larger than those on the lower floors because of the reducing thickness of the structural walls on the upper floors.
因住宅物業的較高樓層的結構牆的厚度遞減，較高樓層的內部面積，一般比較低樓層的內部面積稍大。

Remark : The dimensions in the floor plans are all structural dimensions in millimetre.
備註：樓面平面圖之尺規所列數字為以毫米標示之建築結構尺寸。

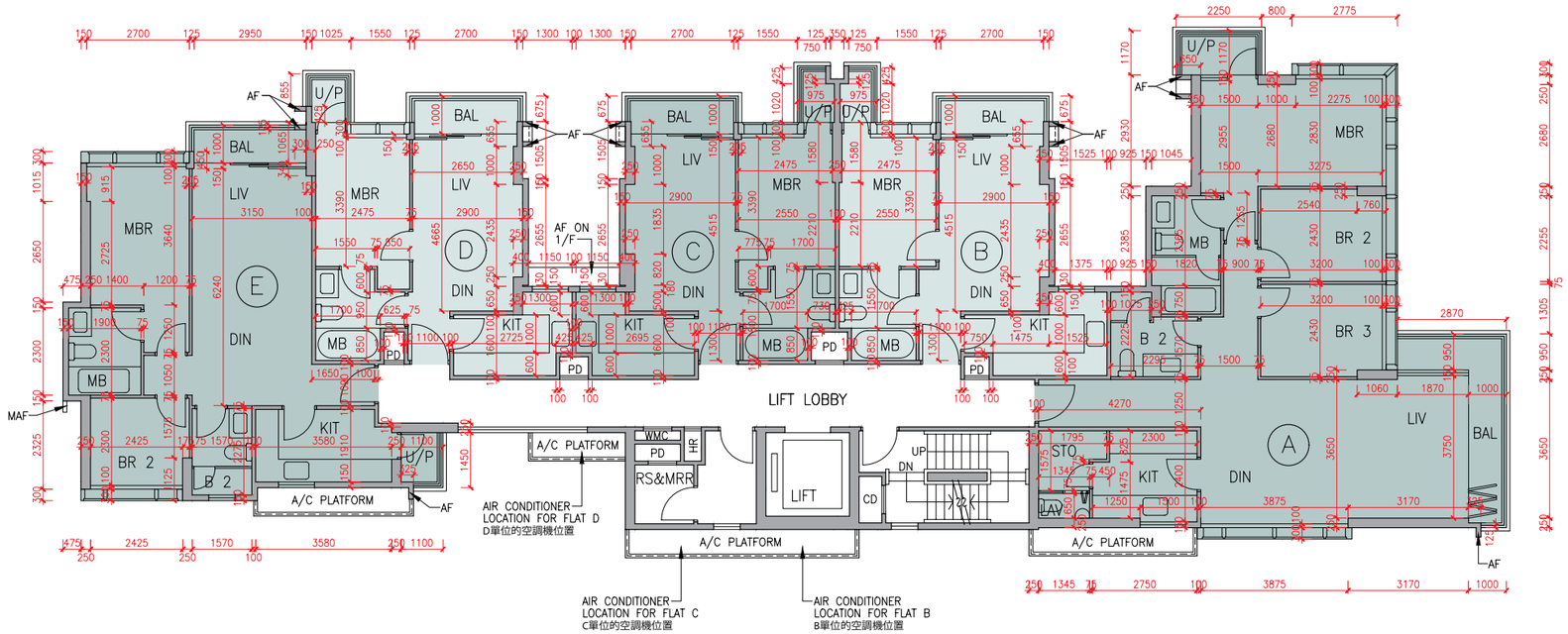

LEGEND 2　圖例 2

JACUZZI	= 按摩池	RS & MRR	= Refuse Storage & Material Recovery Room 垃圾及物料回收室
KIT	= Kitchen 廚房	SKYLIGHT	= 天窗
LAV	= Lavatory 洗手間	SV	= Smoke Vent 排煙口
LIFT	= 升降機	STO	= Store 儲物房
LIFT LOBBY	= 升降機大堂	SWIMMING POOL	= 游泳池
LIFT SHAFT	= 升降機槽	TOP OF BALCONY	= 下層露台上蓋
LIV	= Living Room 客廳	TOP OF CURTAIN WALL	= 幕牆頂部
LIV / DIN	= Living / Dining Room 客/飯廳	TOP OF U/P	= Top of Utility Platform 下層工作平台上蓋
MAF	= Metal Architectural Feature 金屬建築裝飾	UP	= Up 上
MBR	= Master Bedroom 主人睡房	U/P	= Utility Platform 工作平台
MB	= Master Bathroom 主人浴室	U/P ABOVE	= Utility Platform Above 上層工作平台
OPEN PIPE WELL	= 開放式管道井	VOID	= 中空
OWM	= Openable Window For Maintenance 維修窗口	VOID ABOVE	= 上層中空
PANTRY	= 備餐間	WALK-IN CLOSET	= 衣帽間
PLANTER	= 花槽	WMC	= Water Meter Cabinet 水錶箱
PITCHED ROOF	= 斜天台	WMR	= Water Meter Room 水錶房
PD	= Pipe Duct 管道槽		
PLANTER	= 花槽		
ROOF	= 天台		

Tower 22 座　Roof 天台

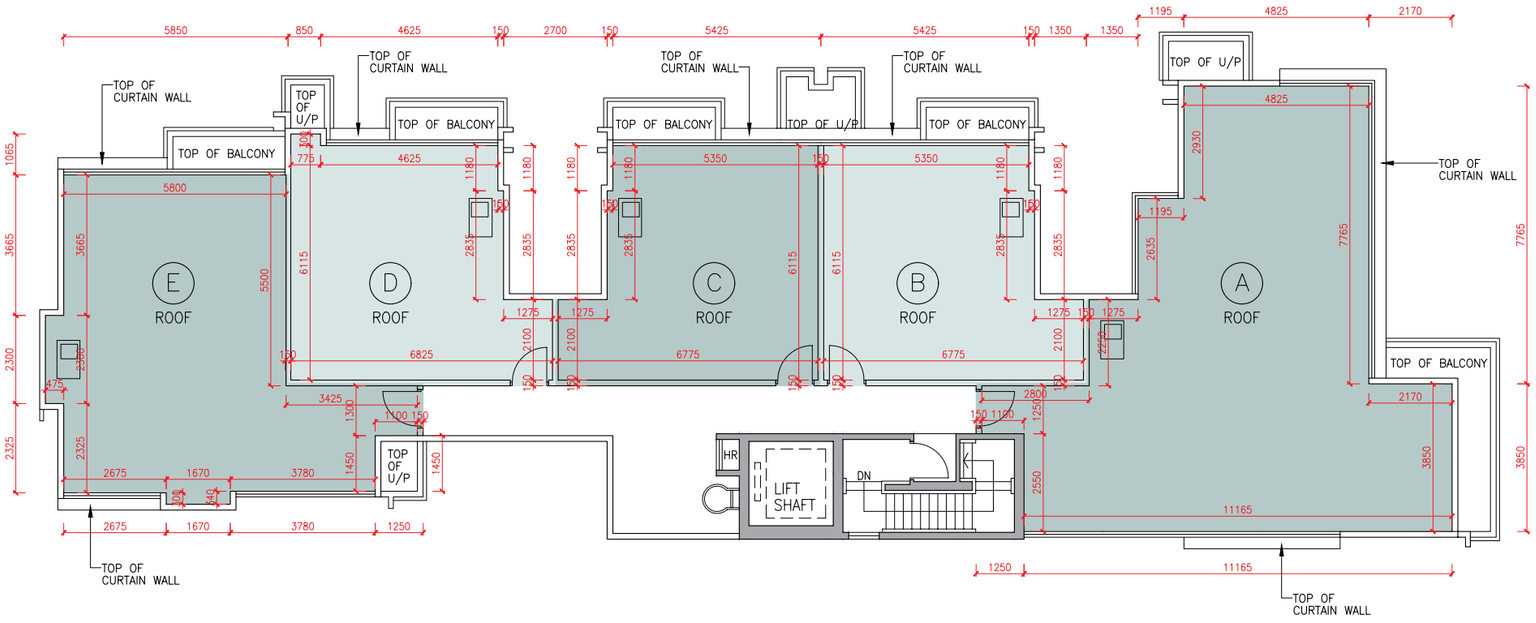

The internal areas of the residential properties on the upper floors will generally be slightly larger than those on the lower floors because of the reducing thickness of the structural walls on the upper floors.
因住宅物業的較高樓層的結構牆的厚度遞減，較高樓層的內部面積，一般比較低樓層的內部面積稍大。

Remark : The dimensions in the floor plans are all structural dimensions in millimetre.
備註：樓面平面圖之尺規所列數字為以毫米標示之建築結構尺寸。

N

Scale 比例
0M/米　5M/米

LEGEND I 圖例 1

A/C PLANT ROOM (UNCOVERED)	= Air Conditioner Plant Room (uncovered) 空調機房 (沒有上蓋)
A/C PLANT ROOM	= Air Conditioner Plant Room 空調機房
A/C PLATFORM	= Air Conditioner Platform 空調機平台
A/C PLATFORM ABOVE	= Air Conditioner Platform Above 上層空調機平台
ACOUSTIC FIN	= 隔音牆
AD	= Air Duct 通風管道槽
AF	= Architectural Feature 建築裝飾
AF ABOVE	= Architectural Feature Above 上層建築裝飾
AF ON 1/F	= 建築裝飾於1樓
B	= Bathroom 浴室
BAL	= Balcony 露台
BALCONY ABOVE	= Balcony above 上層露台
BR	= Bedroom 睡房
BUILDING LINE ABOVE	= 上方之建築邊線
CANOPY	= 簷篷
CANOPY ABOVE	= 上層簷篷
CD	= Cable Duct 電線管道槽
CFR	= Common Flat Roof 公用平台
CPR	= Common Pitched Roof 公用傾斜屋頂
CONS	= Conservatory 溫室
CURTAIN WALL ABOVE	= 上方之幕牆
DN	= Down 下
DIN	= Dining Room 飯廳
DOG HOUSE	= Mechanical & Electrical Services Duct Connecting to the Floor Below 連接下層的機電設施管道
DPMR	= Drainage Pipe Maintenance Room 排水管維修房
ELV	= Extra Low Voltage Duct 低電壓管道
EMR	= Electricity Meter Room 電錶房
ENTRANCE HALL	= 入口大堂
FAMILY ROOM	= 家庭廳
FLAT ROOF	= 平台
GARDEN	= 花園
HR	= Hose Reel 消防喉轆

Tower 23 座　G/F 地下

Description 描述		Flat 單位				
		A	B	C	D	E
Floor-to-floor height (refers to the height between the top surface of the structural slab of a floor and the top surface of the structural slab of its immediate upper floor) of each residential property (m) 每個住宅物業的層與層之間的高度(指該樓層之石屎地台面與上一層石屎地台面之高度距離)(米)	G/F 地下	3.150 3.390 3.450 3.500 3.600 3.900 3.950	3.100 3.150 3.390 3.500	3.100 3.390 3.500 3.550 3.950	3.100 3.150 3.390 3.500 3.550	3.150 3.390 3.450 3.500 3.600 3.950
Thickness of the floor slabs (excluding plaster) of each residential property (mm) 每個住宅物業的樓板(不包括灰泥)的厚度(毫米)	G/F 地下	150 225 250	150 175 225			150 225 250

The internal areas of the residential properties on the upper floors will generally be slightly larger than those on the lower floors because of the reducing thickness of the structural walls on the upper floors.
因住宅物業的較高樓層的結構牆的厚度遞減，較高樓層的內部面積，一般比較低樓層的內部面積稍大。

Remark : The dimensions in the floor plans are all structural dimensions in millimetre.
備註：樓面平面圖之尺規所列數字為以毫米標示之建築結構尺寸。

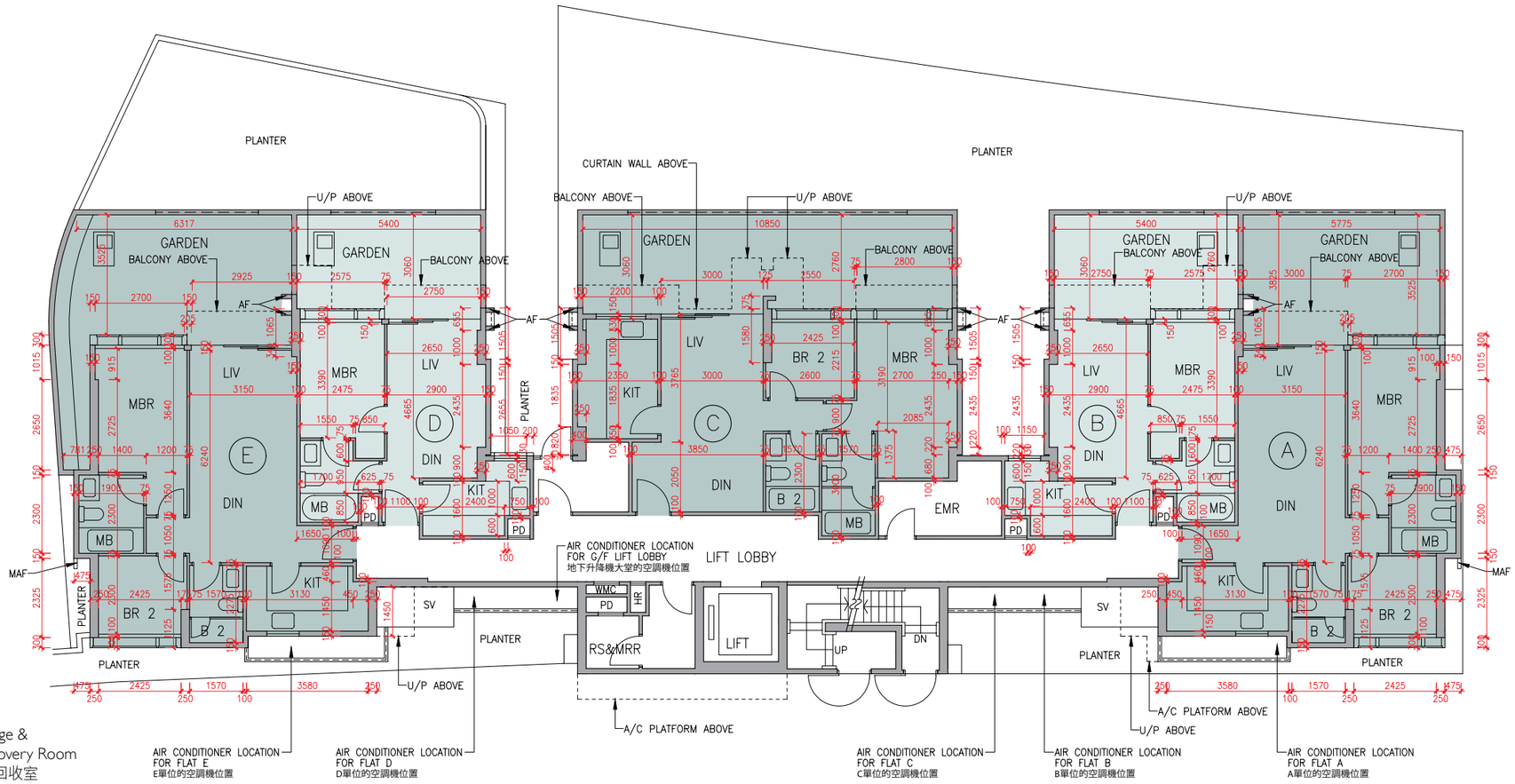

LEGEND 2　圖例 2

JACUZZI	= 按摩池	RS & MRR	= Refuse Storage & Material Recovery Room 垃圾及物料回收室
KIT	= Kitchen 廚房	SKYLIGHT	= 天窗
LAV	= Lavatory 洗手間	SV	= Smoke Vent 排煙口
LIFT	= 升降機	STO	= Store 儲物房
LIFT LOBBY	= 升降機大堂	SWIMMING POOL	= 游泳池
LIFT SHAFT	= 升降機槽	TOP OF BALCONY	= 下層露台上蓋
LIV	= Living Room 客廳	TOP OF CURTAIN WALL	= 幕牆頂部
LIV / DIN	= Living / Dining Room 客/飯廳	TOP OF U/P	= Top of Utility Platform 下層工作平台上蓋
MAF	= Metal Architectural Feature 金屬建築裝飾	UP	= Up 上
MBR	= Master Bedroom 主人睡房	U/P	= Utility Platform 工作平台
MB	= Master Bathroom 主人浴室	U/P ABOVE	= Utility Platform Above 上層工作平台
OPEN PIPE WELL	= 開放式管道井	VOID	= 中空
OWM	= Openable Window For Maintenance 維修窗口	VOID ABOVE	= 上層中空
PANTRY	= 備餐間	WALK-IN CLOSET	= 衣帽間
PLANTER	= 花槽	WMC	= Water Meter Cabinet 水錶箱
PITCHED ROOF	= 斜天台	WMR	= Water Meter Room 水錶房
PD	= Pipe Duct 管道槽		
PLANTER	= 花槽		
ROOF	= 天台		

N

Scale 比例
0M/米　5M/米

發展項目的住宅物業的樓面平面圖

Tower 23 座　1/F - 3/F 1樓-3樓

Description 描述		Flat 單位					
		A	B	C	D	E	F
Floor-to-floor height (refers to the height between the top surface of the structural slab of a floor and the top surface of the structural slab of its immediate upper floor) of each residential property (m) 每個住宅物業的層與層之間的高度(指該樓層之石屎地台面與上一層石屎地台面之高度距離)(米)	1/F-2/F 1樓-2樓	3.500					
	3/F 3樓	3.500 3.550 3.850	3.500 3.850 3.900				3.500 3.550 3.850
Thickness of the floor slabs (excluding plaster) of each residential property (mm) 每個住宅物業的樓板(不包括灰泥)的厚度(毫米)	1/F-2/F 1樓-2樓	150 175 225 250	150 175 225				150 175 225 250
	3/F 3樓	150 175 225	150 175 225 250			150 175 225	

The internal areas of the residential properties on the upper floors will generally be slightly larger than those on the lower floors because of the reducing thickness of the structural walls on the upper floors.
因住宅物業的較高樓層的結構牆的厚度遞減，較高樓層的內部面積，一般比較低樓層的內部面積稍大。

Remark : The dimensions in the floor plans are all structural dimensions in millimetre.
備註：樓面平面圖之尺規所列數字為以毫米標示之建築結構尺寸。

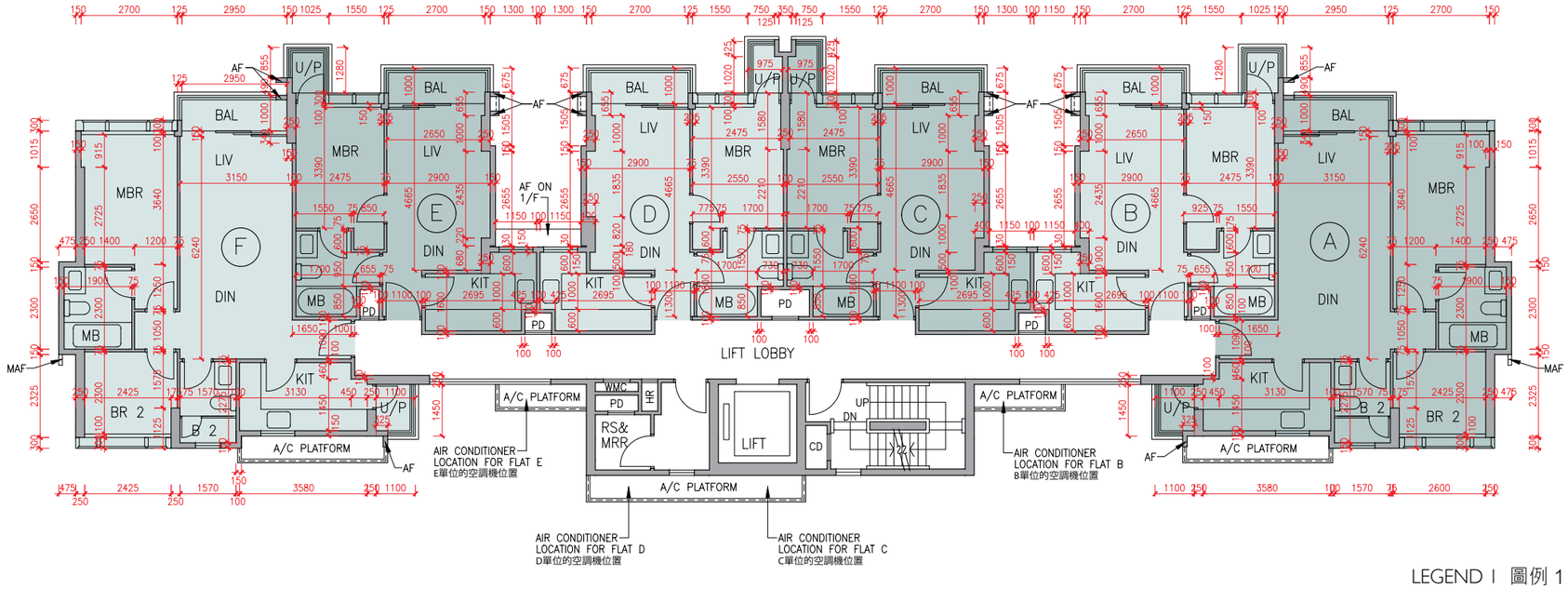

LEGEND I 圖例 1

A/C PLANT ROOM (UNCOVERED)	= Air Conditioner Plant Room (uncovered) 空調機房 (沒有上蓋)	CD	= Cable Duct 電線管道槽
A/C PLANT ROOM	= Air Conditioner Plant Room 空調機房	CFR	= Common Flat Roof 公用平台
A/C PLATFORM	= Air Conditioner Platform 空調機平台	CPR	= Common Pitched Roof 公用傾斜屋頂
A/C PLATFORM ABOVE	= Air Conditioner Platform Above 上層空調機平台	CONS	= Conservatory 溫室
ACOUSTIC FIN	= 隔音牆	CURTAIN WALL ABOVE	= 上方之幕牆
AD	= Air Duct 通風管道槽	DN	= Down 下
AF	= Architectural Feature 建築裝飾	DIN	= Dining Room 飯廳
AF ABOVE	= Architectural Feature Above 上層建築裝飾	DOG HOUSE	= Mechanical & Electrical Services Duct Connecting to the Floor Below 連接下層的機電設施管道
AF ON 1/F	= 建築裝飾於1樓	DPMR	= Drainage Pipe Maintenance Room 排水管維修房
B	= Bathroom 浴室	ELV	= Extra Low Voltage Duct 低電壓管道
BAL	= Balcony 露台	EMR	= Electricity Meter Room 電錶房
BALCONY ABOVE	= Balcony above 上層露台	ENTRANCE HALL	= 入口大堂
BR	= Bedroom 睡房	FAMILY ROOM	= 家庭廳
BUILDING LINE ABOVE	= 上方之建築邊線	FLAT ROOF	= 平台
CANOPY	= 簷篷	GARDEN	= 花園
CANOPY ABOVE	= 上層簷篷	HR	= Hose Reel 消防喉轆

N

Scale 比例　0M/米　5M/米

Tower 23 座　Roof 天台

The internal areas of the residential properties on the upper floors will generally be slightly larger than those on the lower floors because of the reducing thickness of the structural walls on the upper floors.
因住宅物業的較高樓層的結構牆的厚度遞減，較高樓層的內部面積，一般比較低樓層的內部面積稍大。

Remark : The dimensions in the floor plans are all structural dimensions in millimetre.
備註：樓面平面圖之尺規所列數字為以毫米標示之建築結構尺寸。

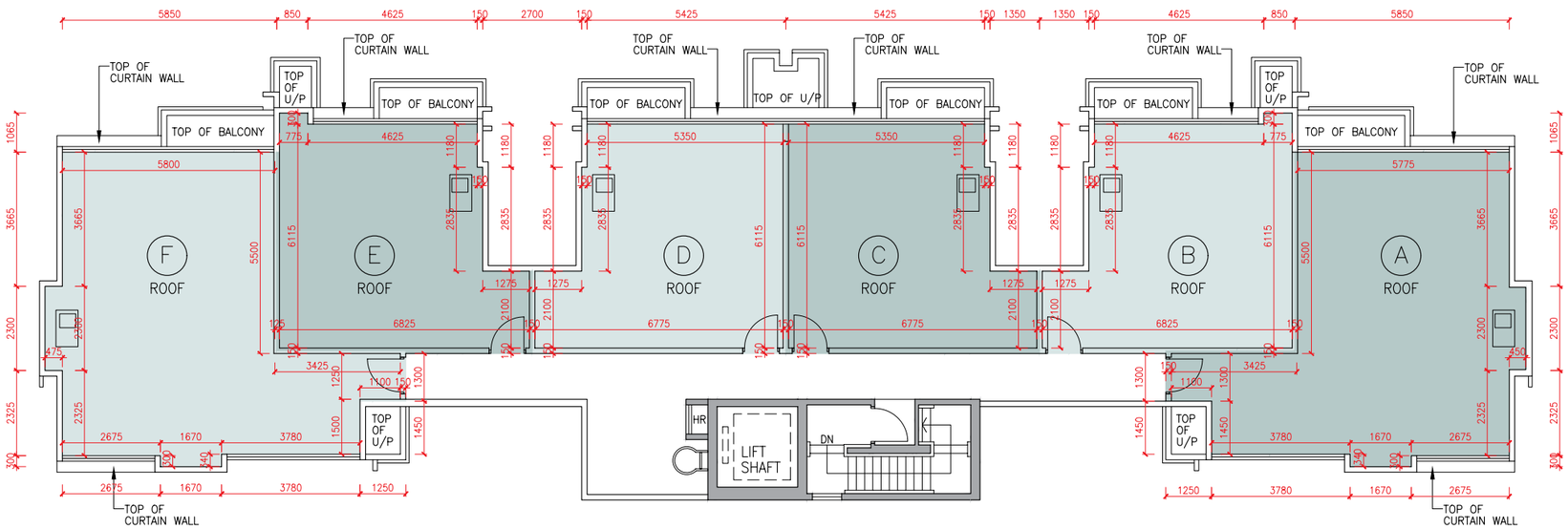

LEGEND 2　圖例 2

JACUZZI	= 按摩池	RS & MRR	= Refuse Storage & Material Recovery Room 垃圾及物料回收室
KIT	= Kitchen 廚房		
LAV	= Lavatory 洗手間		
LIFT	= 升降機	SKYLIGHT	= 天窗
LIFT LOBBY	= 升降機大堂	SV	= Smoke Vent 排煙口
LIFT SHAFT	= 升降機槽	STO	= Store 儲物房
LIV	= Living Room 客廳	SWIMMING POOL	= 游泳池
LIV / DIN	= Living / Dining Room 客/飯廳	TOP OF BALCONY	= 下層露台上蓋
MAF	= Metal Architectural Feature 金屬建築裝飾	TOP OF CURTAIN WALL	= 幕牆頂部
		TOP OF U/P	= Top of Utility Platform 下層工作平台上蓋
MBR	= Master Bedroom 主人睡房		
MB	= Master Bathroom 主人浴室	UP	= Up 上
OPEN PIPE WELL	= 開放式管道井	U/P	= Utility Platform 工作平台
OWM	= Openable Window For Maintenance 維修窗口	U/P ABOVE	= Utility Platform Above 上層工作平台
PANTRY	= 備餐間	VOID	= 中空
PLANTER	= 花槽	VOID ABOVE	= 上層中空
PITCHED ROOF	= 斜天台	WALK-IN CLOSET	= 衣帽間
PD	= Pipe Duct 管道槽	WMC	= Water Meter Cabinet 水錶箱
PLANTER	= 花槽	WMR	= Water Meter Room 水錶房
ROOF	= 天台		

N

Scale 比例
0M/米　5M/米

Tower 25 座　LG/F 地下低層

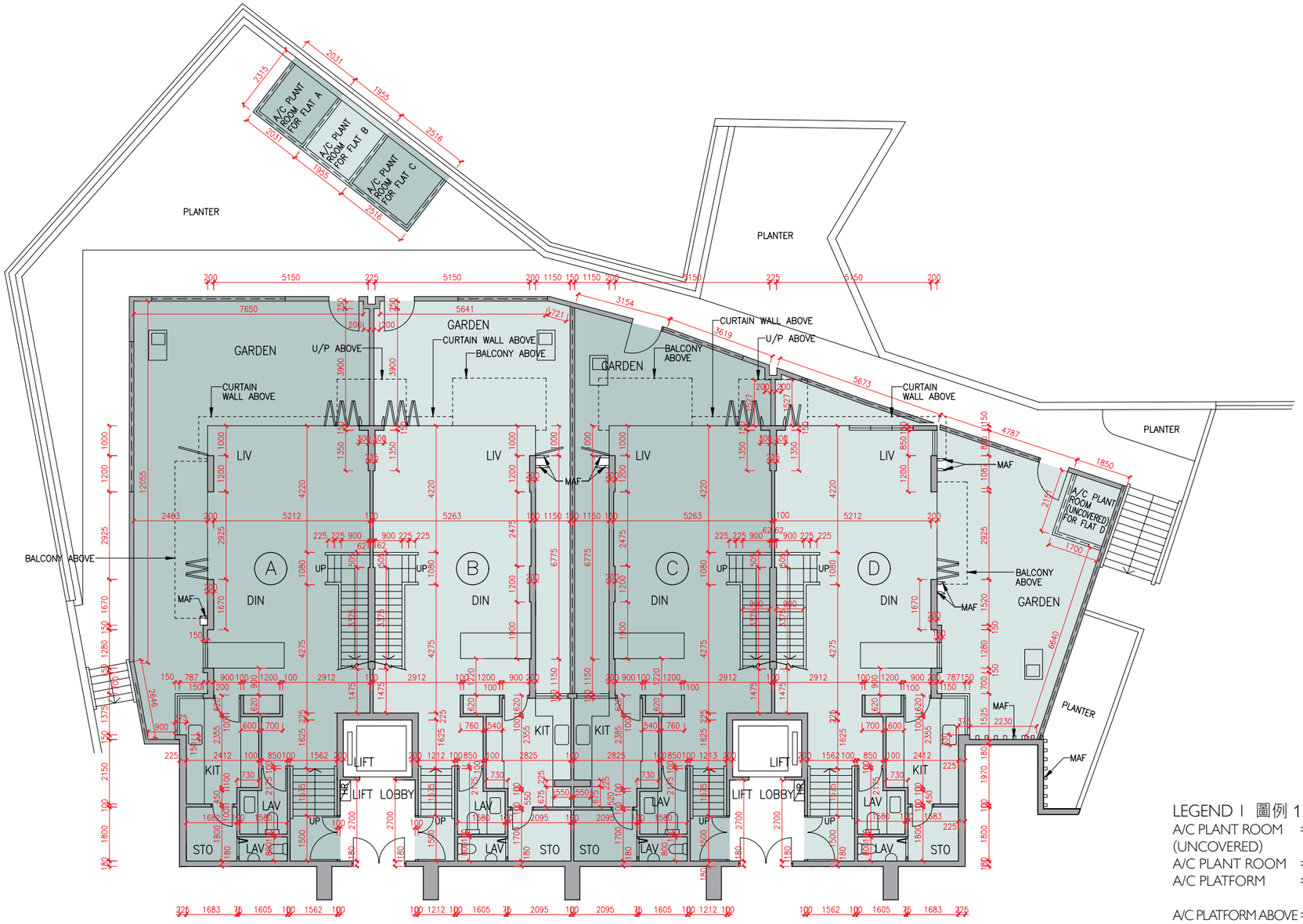

Description 描述		Flat 單位			
		A	B	C	D
Floor-to-floor height (refers to the height between the top surface of the structural slab of a floor and the top surface of the structural slab of its immediate upper floor) of each residential property (m) 每個住宅物業的層與層之間的高度(指該樓層之石屎地台面與上一層石屎地台面之高度距離)(米)	LG/F 地下低層	3.150 3.390 3.500 3.700 4.050 4.800 5.100			
Thickness of the floor slabs (excluding plaster) of each residential property (mm) 每個住宅物業的樓板(不包括灰泥)的厚度(毫米)	LG/F 地下低層	150 200 225 275	150 200 225 300	150 200 225 275	

The internal areas of the residential properties on the upper floors will generally be slightly larger than those on the lower floors because of the reducing thickness of the structural walls on the upper floors.
因住宅物業的較高樓層的結構牆的厚度遞減，較高樓層的內部面積，一般比較低樓層的內部面積稍大。

Remark : The dimensions in the floor plans are all structural dimensions in millimetre.
備註：樓面平面圖之尺規所列數字為以毫米標示之建築結構尺寸。

LEGEND I 圖例 1

A/C PLANT ROOM (UNCOVERED)	= Air Conditioner Plant Room (uncovered) 空調機房 (沒有上蓋)	CD	= Cable Duct 電線管道槽
A/C PLANT ROOM	= Air Conditioner Plant Room 空調機房	CFR	= Common Flat Roof 公用平台
A/C PLATFORM	= Air Conditioner Platform 空調機平台	CPR	= Common Pitched Roof 公用傾斜屋頂
A/C PLATFORM ABOVE	= Air Conditioner Platform Above 上層空調機平台	CONS	= Conservatory 溫室
ACOUSTIC FIN	= 隔音牆	CURTAIN WALL ABOVE	= 上方之幕牆
AD	= Air Duct 通風管道槽	DN	= Down 下
AF	= Architectural Feature 建築裝飾	DIN	= Dining Room 飯廳
AF ABOVE	= Architectural Feature Above 上層建築裝飾	DOG HOUSE	= Mechanical & Electrical Services Duct Connecting to the Floor Below 連接下層的機電設施管道
AF ON 1/F	= 建築裝飾於1樓	DPMR	= Drainage Pipe Maintenance Room 排水管維修房
B	= Bathroom 浴室	ELV	= Extra Low Voltage Duct 低電壓管道
BAL	= Balcony 露台	EMR	= Electricity Meter Room 電錶房
BALCONY ABOVE	= Balcony above 上層露台	ENTRANCE HALL	= 入口大堂
BR	= Bedroom 睡房	FAMILY ROOM	= 家庭廳
BUILDING LINE ABOVE	= 上方之建築邊線	FLAT ROOF	= 平台
CANOPY	= 簷篷	GARDEN	= 花園
CANOPY ABOVE	= 上層簷篷	HR	= Hose Reel 消防喉轆

Scale 比例　0M/米　5M/米

Tower 25 座　G/F 地下

Description 描述		Flat 單位					
		A	B	C	D	E	F
Floor-to-floor height (refers to the height between the top surface of the structural slab of a floor and the top surface of the structural slab of its immediate upper floor) of each residential property (m) 每個住宅物業的層與層之間的高度(指該樓層之石屎地台面與上一層石屎地台面之高度距離)(米)	G/F 地下	3.150 3.210 3.250 3.500 3.560 3.850	3.150 3.200 3.210 3.250 3.500 3.600 3.850		3.150 3.210 3.250 3.500 3.560 3.850	3.150 3.500 3.850	
Thickness of the floor slabs (excluding plaster) of each residential property (mm) 每個住宅物業的樓板(不包括灰泥)的厚度(毫米)	G/F 地下	150 175 200 300				150 175 200	

The internal areas of the residential properties on the upper floors will generally be slightly larger than those on the lower floors because of the reducing thickness of the structural walls on the upper floors.
因住宅物業的較高樓層的結構牆的厚度遞減，較高樓層的內部面積，一般比較低樓層的內部面積稍大。

Remark : The dimensions in the floor plans are all structural dimensions in millimetre.
備註：樓面平面圖之尺規所列數字為以毫米標示之建築結構尺寸。

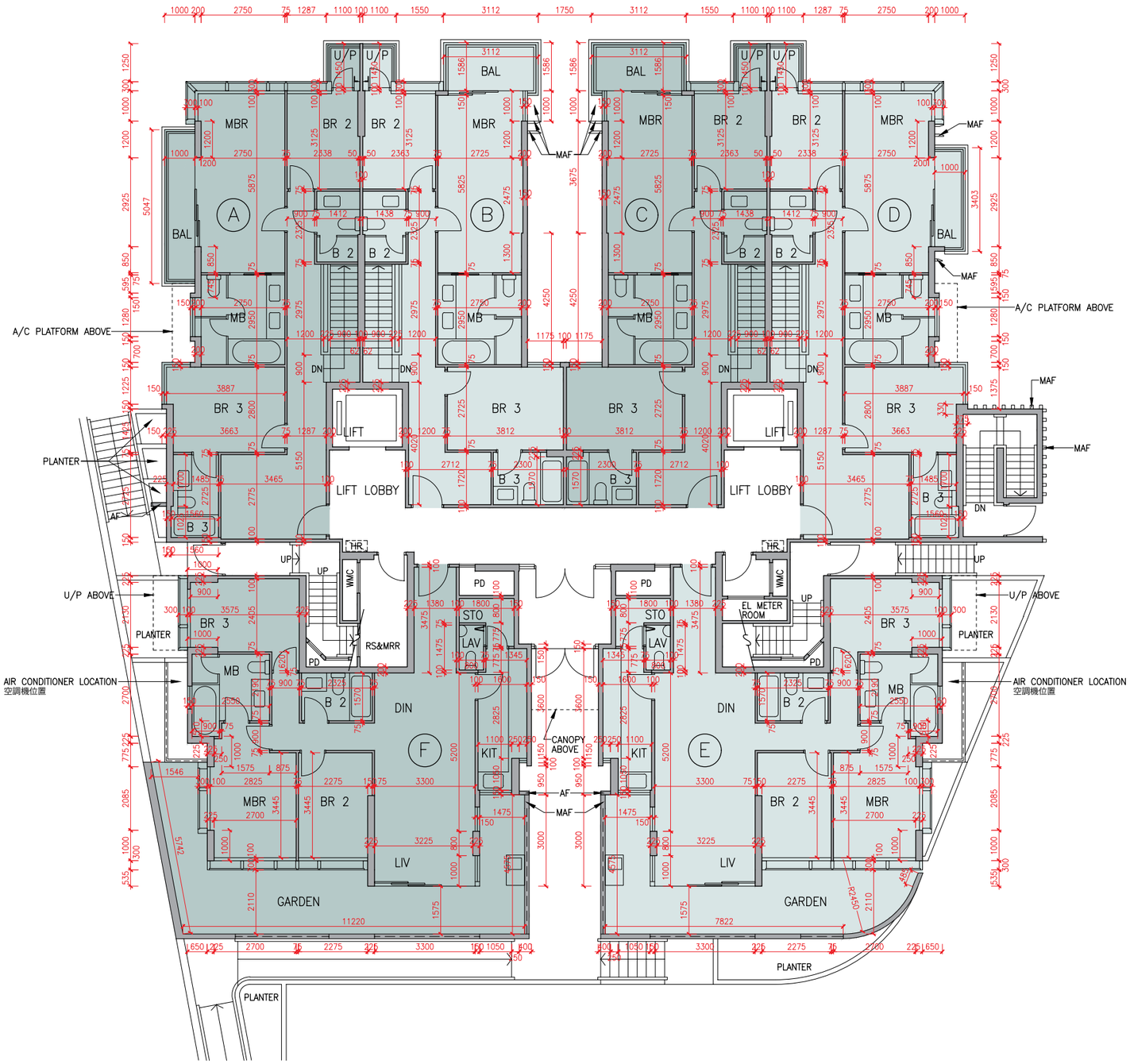

LEGEND 2　圖例 2

JACUZZI	= 按摩池	RS & MRR	= Refuse Storage & Material Recovery Room 垃圾及物料回收室
KIT	= Kitchen 廚房	SKYLIGHT	= 天窗
LAV	= Lavatory 洗手間	SV	= Smoke Vent 排煙口
LIFT	= 升降機	STO	= Store 儲物房
LIFT LOBBY	= 升降機大堂	SWIMMING POOL	= 游泳池
LIFT SHAFT	= 升降機槽	TOP OF BALCONY	= 下層露台上蓋
LIV	= Living Room 客廳	TOP OF CURTAIN WALL	= 幕牆頂部
LIV / DIN	= Living / Dining Room 客/飯廳	TOP OF U/P	= Top of Utility Platform 下層工作平台上蓋
MAF	= Metal Architectural Feature 金屬建築裝飾	UP	= Up 上
MBR	= Master Bedroom 主人睡房	U/P	= Utility Platform 工作平台
MB	= Master Bathroom 主人浴室	U/P ABOVE	= Utility Platform Above 上層工作平台
OPEN PIPE WELL	= 開放式管道井	VOID	= 中空
OWM	= Openable Window For Maintenance 維修窗口	VOID ABOVE	= 上層中空
PANTRY	= 備餐間	WALK-IN CLOSET	= 衣帽間
PLANTER	= 花槽	WMC	= Water Meter Cabinet 水錶箱
PITCHED ROOF	= 斜天台	WMR	= Water Meter Room 水錶房
PD	= Pipe Duct 管道槽		
PLANTER	= 花槽		
ROOF	= 天台		

N

Scale
比例
0M/米　5M/米

Tower 25 座　1/F 1樓

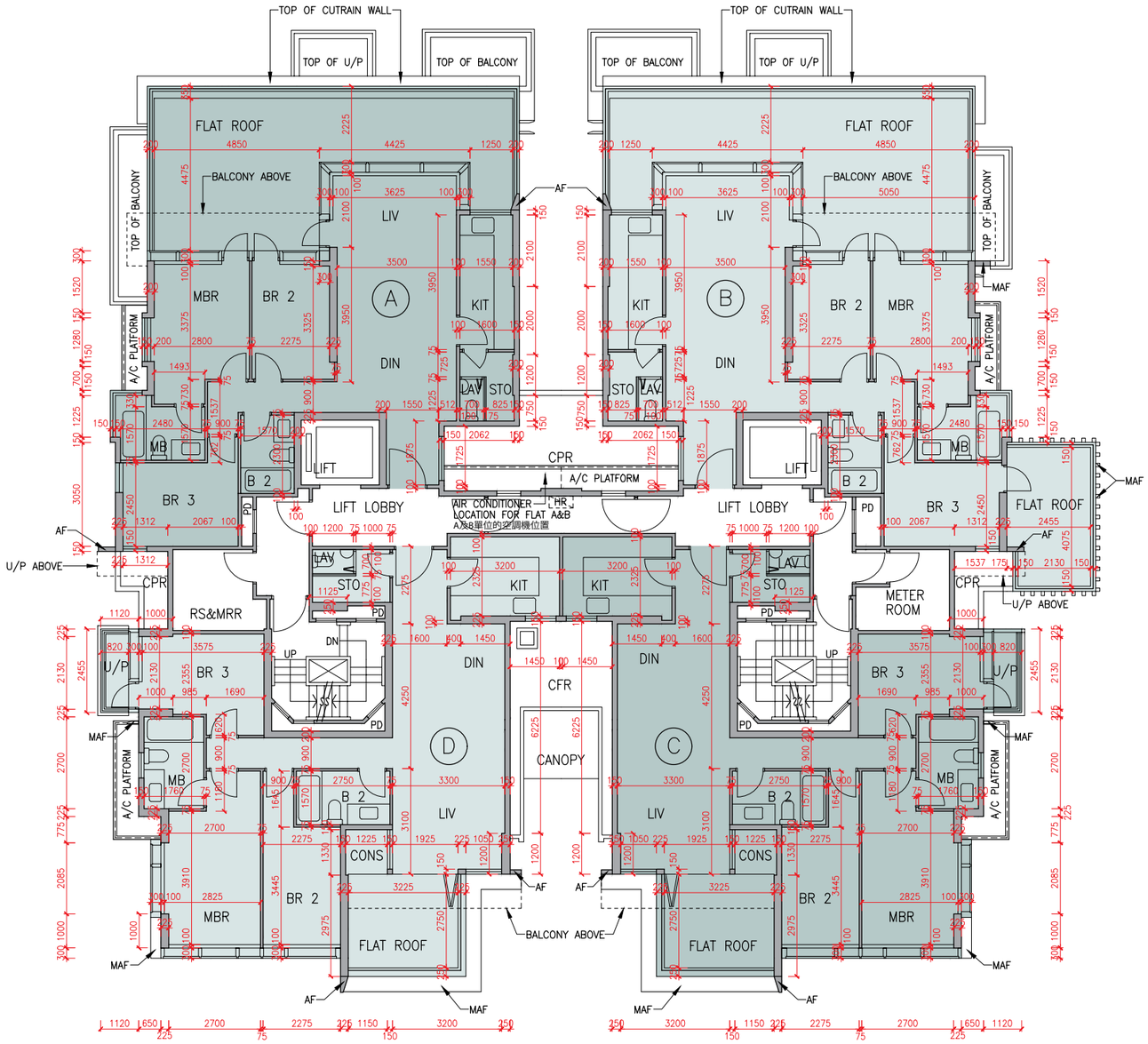

Description 描述		Flat 單位			
		A	B	C	D
Floor-to-floor height (refers to the height between the top surface of the structural slab of a floor and the top surface of the structural slab of its immediate upper floor) of each residential property (m) 每個住宅物業的層與層之間的高度(指該樓層之石屎地台面與上一層石屎地台面之高度距離)(米)	1/F 1樓	3.450 3.500 3.600		3.150 3.500 3.600 3.850	
Thickness of the floor slabs (excluding plaster) of each residential property (mm) 每個住宅物業的樓板(不包括灰泥)的厚度(毫米)	1/F 1樓	150 175 200			

The internal areas of the residential properties on the upper floors will generally be slightly larger than those on the lower floors because of the reducing thickness of the structural walls on the upper floors.
因住宅物業的較高樓層的結構牆的厚度遞減，較高樓層的內部面積，一般比較低樓層的內部面積稍大。

Remarks : 1. The dimensions in the floor plans are all structural dimensions in millimetre.
2. The conservatory, if any, forms part of a residential property, is not common part of the Development. Where applicable, the saleable area of the relevant residential properties specified in the section "Area of Residential Properties in the Development" already includes the floor areas of such conservatory. The Authorised Person for the Development has certified that (a) there is no restriction on the usage of such conservatory which will affect owner's enjoyment of the relevant residential property and (b) such conservatory is made for the exclusive use of the owner of the relevant residential property.

備註：1. 樓面平面圖之尺規所列數字為以毫米標示之建築結構尺寸。
2. 溫室(如有)屬住宅物業一部分，並非發展項目之公用部分。如適用，在「發展項目中的住宅物業的面積」部份內所列出的有關住宅物業之實用面積包括該溫室之樓面面積。發展項目的認可人士已證明溫室(a)在使用上沒有限制亦不會對相關住宅物業業主享用該住宅物業造成影響及(b)是專供相關住宅物業業主使用而設。

LEGEND I 圖例 1

A/C PLANT ROOM (UNCOVERED)	= Air Conditioner Plant Room (uncovered) 空調機房 (沒有上蓋)	CD	= Cable Duct 電線管道槽
A/C PLANT ROOM	= Air Conditioner Plant Room 空調機房	CFR	= Common Flat Roof 公用平台
A/C PLATFORM	= Air Conditioner Platform 空調機平台	CPR	= Common Pitched Roof 公用傾斜屋頂
A/C PLATFORM ABOVE	= Air Conditioner Platform Above 上層空調機平台	CONS	= Conservatory 溫室
ACOUSTIC FIN	= 隔音牆	CURTAIN WALL ABOVE	= 上方之幕牆
AD	= Air Duct 通風管道槽	DN	= Down 下
AF	= Architectural Feature 建築裝飾	DIN	= Dining Room 飯廳
AF ABOVE	= Architectural Feature Above 上層建築裝飾	DOG HOUSE	= Mechanical & Electrical Services Duct Connecting to the Floor Below 連接下層的機電設施管道
AF ON 1/F	= 建築裝飾於1樓	DPMR	= Drainage Pipe Maintenance Room 排水管維修房
B	= Bathroom 浴室	ELV	= Extra Low Voltage Duct 低電壓管道
BAL	= Balcony 露台	EMR	= Electricity Meter Room 電錶房
BALCONY ABOVE	= Balcony above 上層露台	ENTRANCE HALL	= 入口大堂
BR	= Bedroom 睡房	FAMILY ROOM	= 家庭廳
BUILDING LINE ABOVE	= 上方之建築邊線	FLAT ROOF	= 平台
CANOPY	= 簷篷	GARDEN	= 花園
CANOPY ABOVE	= 上層簷篷	HR	= Hose Reel 消防喉轆

Scale 比例
0M/米　5M/米

發展項目的住宅物業的樓面平面圖

Tower 25 座　2/F - 3/F 2樓-3樓

Description 描述		Flat 單位 A	B	C	D
Floor-to-floor height (refers to the height between the top surface of the structural slab of a floor and the top surface of the structural slab of its immediate upper floor) of each residential property (m) 每個住宅物業的層與層之間的高度(指該樓層之石屎地台面與上一層石屎地台面之高度距離)(米)	2/F 2樓	3.500			
	3/F 3樓	3.500 3.560 3.850			
Thickness of the floor slabs (excluding plaster) of each residential property (mm) 每個住宅物業的樓板(不包括灰泥)的厚度(毫米)	2/F 2樓	150 175 200 300		150 175 200	
	3/F 3樓	150 175 200			

The internal areas of the residential properties on the upper floors will generally be slightly larger than those on the lower floors because of the reducing thickness of the structural walls on the upper floors.
因住宅物業的較高樓層的結構牆的厚度遞減，較高樓層的內部面積，一般比較低樓層的內部面積稍大。

Remarks : 1. The dimensions in the floor plans are all structural dimensions in millimetre.
2. The conservatory, if any, forms part of a residential property, is not common part of the Development. Where applicable, the saleable area of the relevant residential properties specified in the section "Area of Residential Properties in the Development" already includes the floor areas of such conservatory. The Authorised Person for the Development has certified that (a) there is no restriction on the usage of such conservatory which will affect owner's enjoyment of the relevant residential property and (b) such conservatory is made for the exclusive use of the owner of the relevant residential property.

備註：1. 樓面平面圖之尺規所列數字為以毫米標示之建築結構尺寸。
2. 溫室(如有)屬住宅物業一部分，並非發展項目之公用部分。如適用，在「發展項目中的住宅物業的面積」部份內所列出的有關住宅物業之實用面積包括該溫室之樓面面積。發展項目的認可人士已證明溫室(a)在使用上沒有限制亦不會對相關住宅物業業主享用該住宅物業造成影響及(b)是專供相關住宅物業業主使用而設。

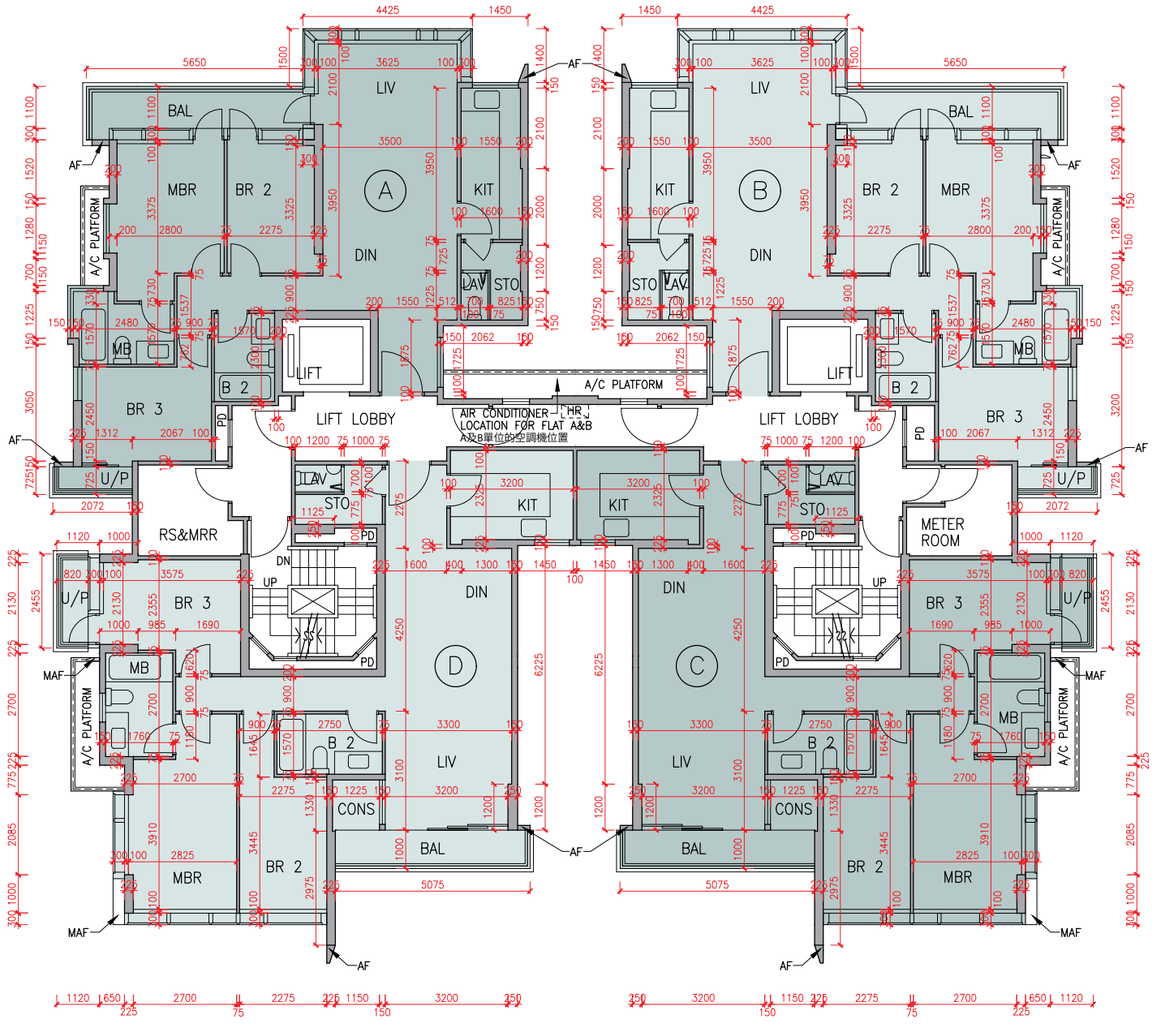

LEGEND 2 圖例 2

JACUZZI	= 按摩池	RS & MRR	= Refuse Storage & Material Recovery Room 垃圾及物料回收室
KIT	= Kitchen 廚房	SKYLIGHT	= 天窗
LAV	= Lavatory 洗手間	SV	= Smoke Vent 排煙口
LIFT	= 升降機	STO	= Store 儲物房
LIFT LOBBY	= 升降機大堂	SWIMMING POOL	= 游泳池
LIFT SHAFT	= 升降機槽	TOP OF BALCONY	= 下層露台上蓋
LIV	= Living Room 客廳	TOP OF CURTAIN WALL	= 幕牆頂部
LIV / DIN	= Living / Dining Room 客/飯廳	TOP OF U/P	= Top of Utility Platform 下層工作平台上蓋
MAF	= Metal Architectural Feature 金屬建築裝飾	UP	= Up 上
MBR	= Master Bedroom 主人睡房	U/P	= Utility Platform 工作平台
MB	= Master Bathroom 主人浴室	U/P ABOVE	= Utility Platform Above 上層工作平台
OPEN PIPE WELL	= 開放式管道井	VOID	= 中空
OWM	= Openable Window For Maintenance 維修窗口	VOID ABOVE	= 上層中空
PANTRY	= 備餐間	WALK-IN CLOSET	= 衣帽間
PLANTER	= 花槽	WMC	= Water Meter Cabinet 水錶箱
PITCHED ROOF	= 斜天台	WMR	= Water Meter Room 水錶房
PD	= Pipe Duct 管道槽		
PLANTER	= 花槽		
ROOF	= 天台		

N

Scale 比例 0M/米 5M/米

Tower 25 座　Roof 天台

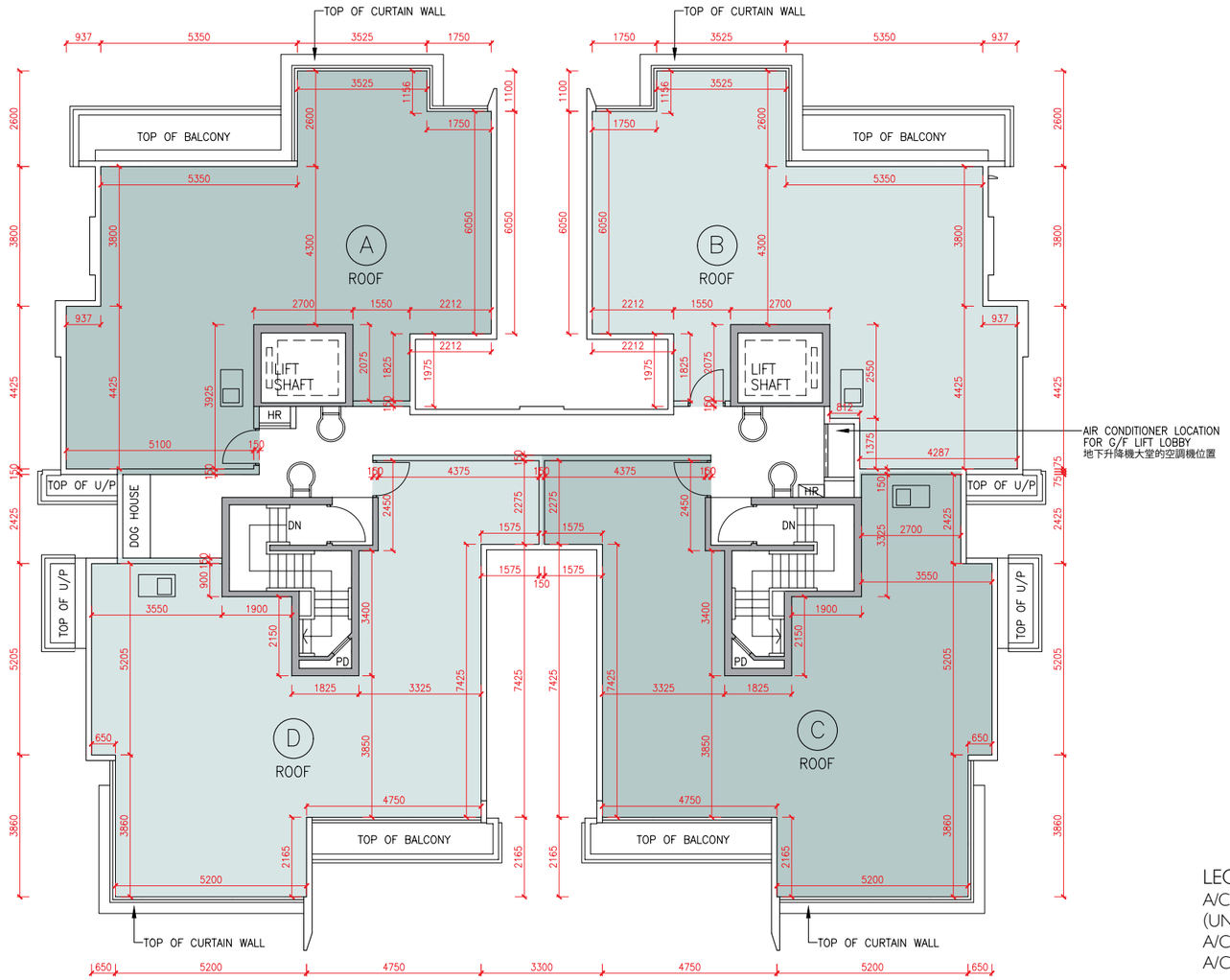

The internal areas of the residential properties on the upper floors will generally be slightly larger than those on the lower floors because of the reducing thickness of the structural walls on the upper floors.
因住宅物業的較高樓層的結構牆的厚度遞減，較高樓層的內部面積，一般比較低樓層的內部面積稍大。

Remark : The dimensions in the floor plans are all structural dimensions in millimetre.
備註：樓面平面圖之尺規所列數字為以毫米標示之建築結構尺寸。

N

Scale 比例
0M/米　5M/米

LEGEND I 圖例 1

A/C PLANT ROOM (UNCOVERED)	= Air Conditioner Plant Room (uncovered) 空調機房 (沒有上蓋)
A/C PLANT ROOM	= Air Conditioner Plant Room 空調機房
A/C PLATFORM	= Air Conditioner Platform 空調機平台
A/C PLATFORM ABOVE	= Air Conditioner Platform Above 上層空調機平台
ACOUSTIC FIN	= 隔音牆
AD	= Air Duct 通風管道槽
AF	= Architectural Feature 建築裝飾
AF ABOVE	= Architectural Feature Above 上層建築裝飾
AF ON 1/F	= 建築裝飾於1樓
B	= Bathroom 浴室
BAL	= Balcony 露台
BALCONY ABOVE	= Balcony above 上層露台
BR	= Bedroom 睡房
BUILDING LINE ABOVE	= 上方之建築邊線
CANOPY	= 簷篷
CANOPY ABOVE	= 上層簷篷
CD	= Cable Duct 電線管道槽
CFR	= Common Flat Roof 公用平台
CPR	= Common Pitched Roof 公用傾斜屋頂
CONS	= Conservatory 溫室
CURTAIN WALL ABOVE	= 上方之幕牆
DN	= Down 下
DIN	= Dining Room 飯廳
DOG HOUSE	= Mechanical & Electrical Services Duct Connecting to the Floor Below 連接下層的機電設施管道
DPMR	= Drainage Pipe Maintenance Room 排水管維修房
ELV	= Extra Low Voltage Duct 低電壓管道
EMR	= Electricity Meter Room 電錶房
ENTRANCE HALL	= 入口大堂
FAMILY ROOM	= 家庭廳
FLAT ROOF	= 平台
GARDEN	= 花園
HR	= Hose Reel 消防喉轆

Block A 座　LG/F 地下低層

Description 描述		Residential Unit 單位 Garden Duplex 花園複式 G1	G2	G3	G5
Floor-to-floor height (refers to the height between the top surface of the structural slab of a floor and the top surface of the structural slab of its immediate upper floor) of each residential property (m) 每個住宅物業的層與層之間的高度 (指該樓層之石屎地台面與上一層石屎地台面之高度距離)(米)	LG/F 地下 低層	3.390 3.500 3.950 4.850 4.900	3.390 3.500 3.950 4.550 4.850 4.900	3.390 3.500 3.950 4.900	3.390 3.500 3.950 4.550 4.850 4.900
Thickness of the floor slabs (excluding plaster) of each residential property (mm) 每個住宅物業的樓板 (不包括灰泥)的厚度(毫米)	LG/F 地下 低層	150 200 250			

The internal areas of the residential properties on the upper floors will generally be slightly larger than those on the lower floors because of the reducing thickness of the structural walls on the upper floors.
因住宅物業的較高樓層的結構牆的厚度遞減，較高樓層的內部面積，一般比較低樓層的內部面積稍大。

Remark : The dimensions in the floor plans are all structural dimensions in millimetre.
備註：樓面平面圖之尺規所列數字為以毫米標示之建築結構尺寸。

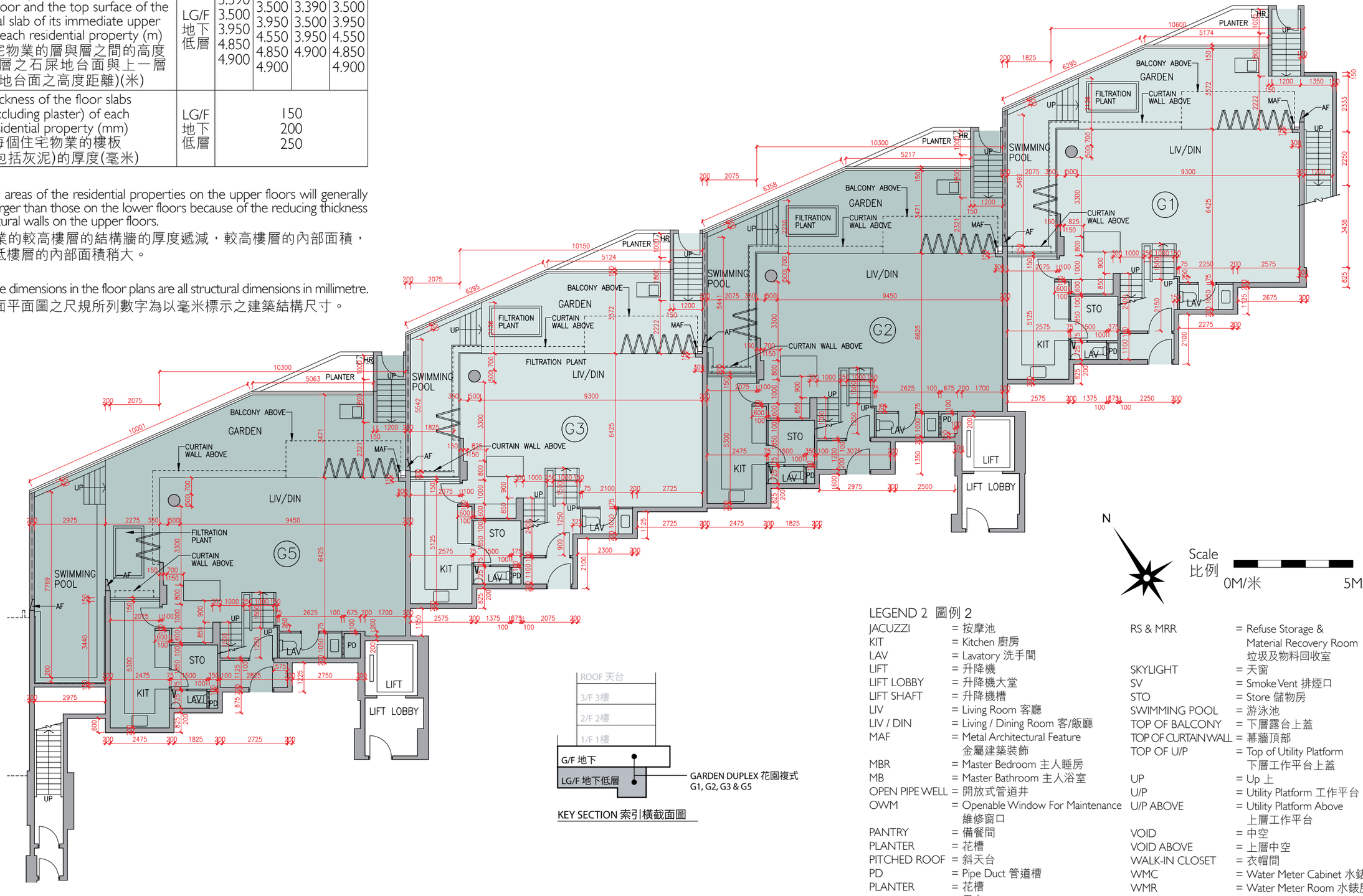

KEY SECTION 索引橫截面圖

LEGEND 2　圖例 2

JACUZZI	= 按摩池	RS & MRR	= Refuse Storage & Material Recovery Room 垃圾及物料回收室
KIT	= Kitchen 廚房	SKYLIGHT	= 天窗
LAV	= Lavatory 洗手間	SV	= Smoke Vent 排煙口
LIFT	= 升降機	STO	= Store 儲物房
LIFT LOBBY	= 升降機大堂	SWIMMING POOL	= 游泳池
LIFT SHAFT	= 升降機槽	TOP OF BALCONY	= 下層露台上蓋
LIV	= Living Room 客廳	TOP OF CURTAIN WALL	= 幕牆頂部
LIV / DIN	= Living / Dining Room 客/飯廳	TOP OF U/P	= Top of Utility Platform 下層工作平台上蓋
MAF	= Metal Architectural Feature 金屬建築裝飾	UP	= Up 上
MBR	= Master Bedroom 主人睡房	U/P	= Utility Platform 工作平台
MB	= Master Bathroom 主人浴室	U/P ABOVE	= Utility Platform Above 上層工作平台
OPEN PIPE WELL	= 開放式管道井	VOID	= 中空
OWM	= Openable Window For Maintenance 維修窗口	VOID ABOVE	= 上層中空
PANTRY	= 備餐間	WALK-IN CLOSET	= 衣帽間
PLANTER	= 花槽	WMC	= Water Meter Cabinet 水錶箱
PITCHED ROOF	= 斜天台	WMR	= Water Meter Room 水錶房
PD	= Pipe Duct 管道槽		
PLANTER	= 花槽		
ROOF	= 天台		

發展項目的住宅物業的樓面平面圖

Block A 座　G/F 地下

Description 描述		Residential Unit 單位			
		Garden Duplex 花園複式			
		G1	G2	G3	G5
Floor-to-floor height (refers to the height between the top surface of the structural slab of a floor and the top surface of the structural slab of its immediate upper floor) of each residential property (m) 每個住宅物業的層與層之間的高度(指該樓層之石屎地台面與上一層石屎地台面之高度距離)(米)	G/F 地下	3.000 3.050 3.100 3.150 3.200 3.350 3.360 3.400 3.500 3.550 3.850 3.900	3.050 3.100 3.150 3.200 3.360 3.400 3.450 3.500 3.550 3.800 3.850	3.000 3.050 3.100 3.150 3.200 3.350 3.360 3.400 3.500 3.550 3.850 3.900	3.050 3.100 3.150 3.200 3.360 3.400 3.500 3.550 3.600 3.850
Thickness of the floor slabs (excluding plaster) of each residential property (mm) 每個住宅物業的樓板(不包括灰泥)的厚度(毫米)	G/F 地下	150 175 200 250 300			

The internal areas of the residential properties on the upper floors will generally be slightly larger than those on the lower floors because of the reducing thickness of the structural walls on the upper floors.
因住宅物業的較高樓層的結構牆的厚度遞減，較高樓層的內部面積，一般比較低樓層的內部面積稍大。

Remark : The dimensions in the floor plans are all structural dimensions in millimetre.
備註： 樓面平面圖之尺規所列數字為以毫米標示之建築結構尺寸。

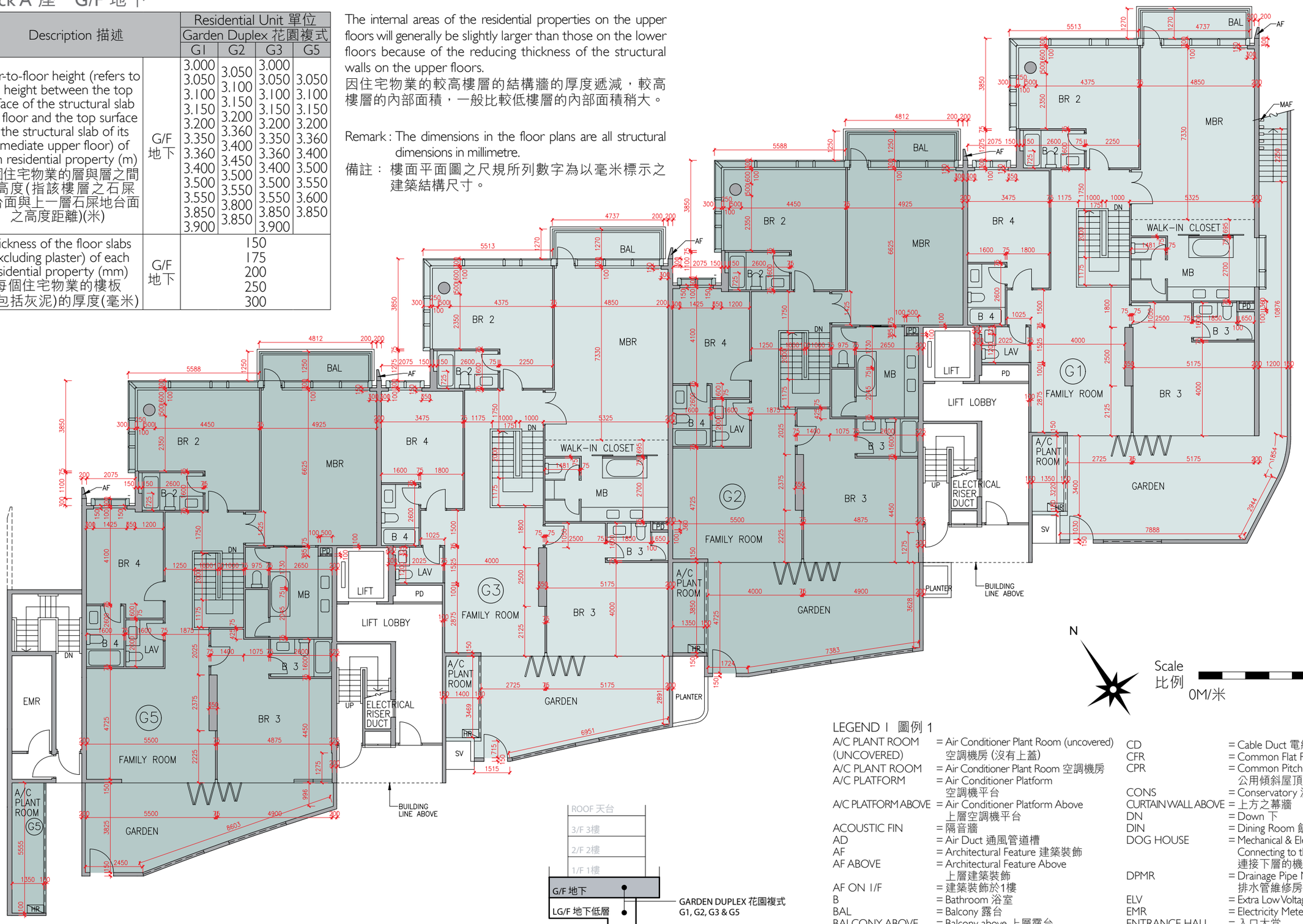

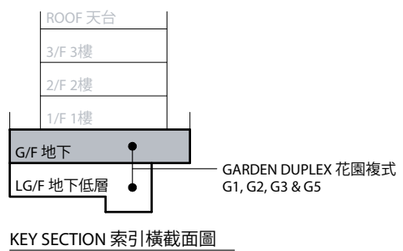

KEY SECTION 索引橫截面圖

N

Scale 比例
0M/米　5M/米

LEGEND I 圖例 1

A/C PLANT ROOM (UNCOVERED)	= Air Conditioner Plant Room (uncovered) 空調機房 (沒有上蓋)
A/C PLANT ROOM	= Air Conditioner Plant Room 空調機房
A/C PLATFORM	= Air Conditioner Platform 空調機平台
A/C PLATFORM ABOVE	= Air Conditioner Platform Above 上層空調機平台
ACOUSTIC FIN	= 隔音牆
AD	= Air Duct 通風管道槽
AF	= Architectural Feature 建築裝飾
AF ABOVE	= Architectural Feature Above 上層建築裝飾
AF ON 1/F	= 建築裝飾於1樓
B	= Bathroom 浴室
BAL	= Balcony 露台
BALCONY ABOVE	= Balcony above 上層露台
BR	= Bedroom 睡房
BUILDING LINE ABOVE	= 上方之建築邊線
CANOPY	= 簷篷
CANOPY ABOVE	= 上層簷篷
CD	= Cable Duct 電線管道槽
CFR	= Common Flat Roof 公用平台
CPR	= Common Pitched Roof 公用傾斜屋頂
CONS	= Conservatory 溫室
CURTAIN WALL ABOVE	= 上方之幕牆
DN	= Down 下
DIN	= Dining Room 飯廳
DOG HOUSE	= Mechanical & Electrical Services Duct Connecting to the Floor Below 連接下層的機電設施管道
DPMR	= Drainage Pipe Maintenance Room 排水管維修房
ELV	= Extra Low Voltage Duct 低電壓管道
EMR	= Electricity Meter Room 電錶房
ENTRANCE HALL	= 入口大堂
FAMILY ROOM	= 家庭廳
FLAT ROOF	= 平台
GARDEN	= 花園
HR	= Hose Reel 消防喉轆

發展項目的住宅物業的樓面平面圖

Block A 座　1/F 1樓

Description 描述		Residential Unit 單位			
		Penthouse Triplex 頂層三複式			
		P1	P2	P3	P5
Floor-to-floor height (refers to the height between the top surface of the structural slab of a floor and the top surface of the structural slab of its immediate upper floor) of each residential property (m) 每個住宅物業的層與層之間的高度(指該樓層之石屎地台面與上一層石屎地台面之高度距離)(米)	1/F 1樓	3.250 3.500 3.850 3.900 3.950 4.000 6.650 6.700 7.000	3.250 3.500 3.600 3.850 3.900 3.950 6.700 7.000	3.250 3.500 3.850 3.900 3.950 4.000 6.650 6.700 7.000	3.250 3.500 3.600 3.850 3.900 3.950 6.700 7.000
Thickness of the floor slabs (excluding plaster) of each residential property (mm) 每個住宅物業的樓板(不包括灰泥)的厚度(毫米)	1/F 1樓	150 175 200			

The internal areas of the residential properties on the upper floors will generally be slightly larger than those on the lower floors because of the reducing thickness of the structural walls on the upper floors.
因住宅物業的較高樓層的結構牆的厚度遞減，較高樓層的內部面積，一般比較低樓層的內部面積稍大。

Remarks : 1. The dimensions in the floor plans are all structural dimensions in millimetre.
2. The entrance hall (serving as a private lift lobby) forms part of a residential property, is not a common part of the Development. Where applicable, the saleable area of the relevant residential properties specified in the section "Area of Residential Properties in the Development" already includes the floor areas of such entrance hall. The Authorised Person for the Development has certified that (a) there is no restriction on the usage of such entrance hall which will affect owner's enjoyment of the relevant residential property and (b) such entrance hall is made for the exclusive use of the owner of the relevant residential property.

備註： 1. 樓面平面圖之尺規所列數字為以毫米標示之建築結構尺寸。
2. 入口大堂(作為私人升降機大堂)屬住宅物業一部分，並非發展項目之公用部分。如適用，在「發展項目中的住宅物業的面積」部分內所列出的有關住宅物業之實用面積包括該入口大堂之樓面面積。發展項目的認可人士已證明入口大堂(a)在使用上沒有限制亦不會對相關住宅物業業主享用該住宅物業造成影響及(b)是專供相關住宅物業業主使用而設。

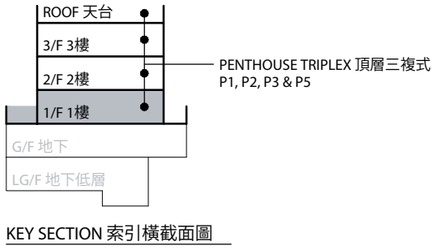

KEY SECTION 索引橫截面圖

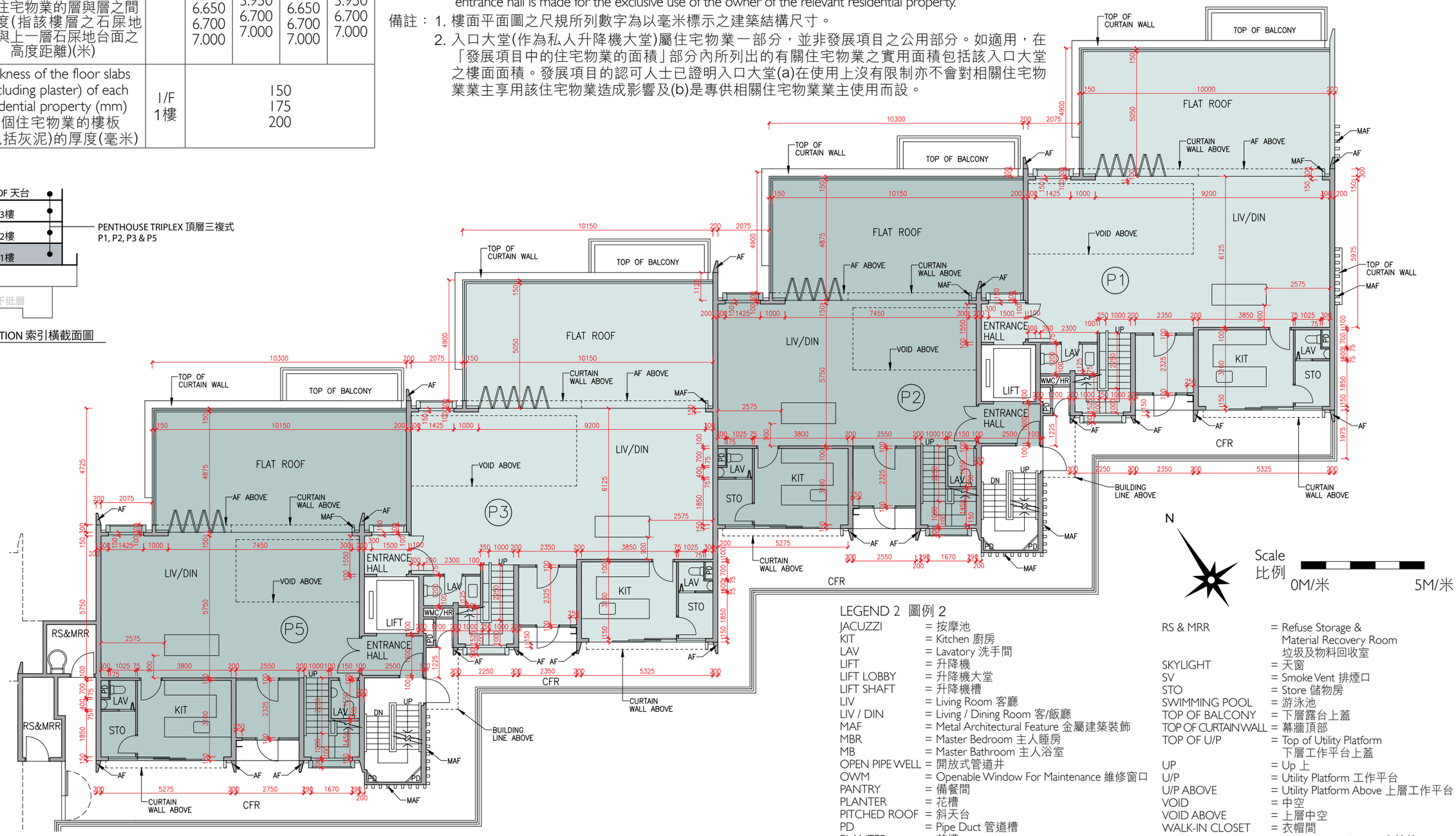

LEGEND 2 圖例 2

JACUZZI	= 按摩池	RS & MRR	= Refuse Storage & Material Recovery Room 垃圾及物料回收室
KIT	= Kitchen 廚房	SKYLIGHT	= 天窗
LAV	= Lavatory 洗手間	SV	= Smoke Vent 排煙口
LIFT	= 升降機	STO	= Store 儲物房
LIFT LOBBY	= 升降機大堂	SWIMMING POOL	= 游泳池
LIFT SHAFT	= 升降機槽	TOP OF BALCONY	= 下層露台上蓋
LIV	= Living Room 客廳	TOP OF CURTAINWALL	= 幕牆頂部
LIV / DIN	= Living / Dining Room 客/飯廳	TOP OF U/P	= Top of Utility Platform 下層工作平台上蓋
MAF	= Metal Architectural Feature 金屬建築裝飾	UP	= Up 上
MBR	= Master Bedroom 主人睡房	U/P	= Utility Platform 工作平台
MB	= Master Bathroom 主人浴室	U/P ABOVE	= Utility Platform Above 上層工作平台
OPEN PIPE WELL	= 開放式管道井	VOID	= 中空
OWM	= Openable Window For Maintenance 維修窗口	VOID ABOVE	= 上層中空
PANTRY	= 備餐間	WALK-IN CLOSET	= 衣帽間
PLANTER	= 花槽	WMC	= Water Meter Cabinet 水錶箱
PITCHED ROOF	= 斜天台	WMR	= Water Meter Room 水錶房
PD	= Pipe Duct 管道槽		
PLANTER	= 花槽		
ROOF	= 天台		

Block A 座　2/F 2樓

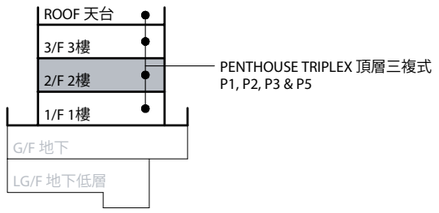

KEY SECTION 索引橫截面圖

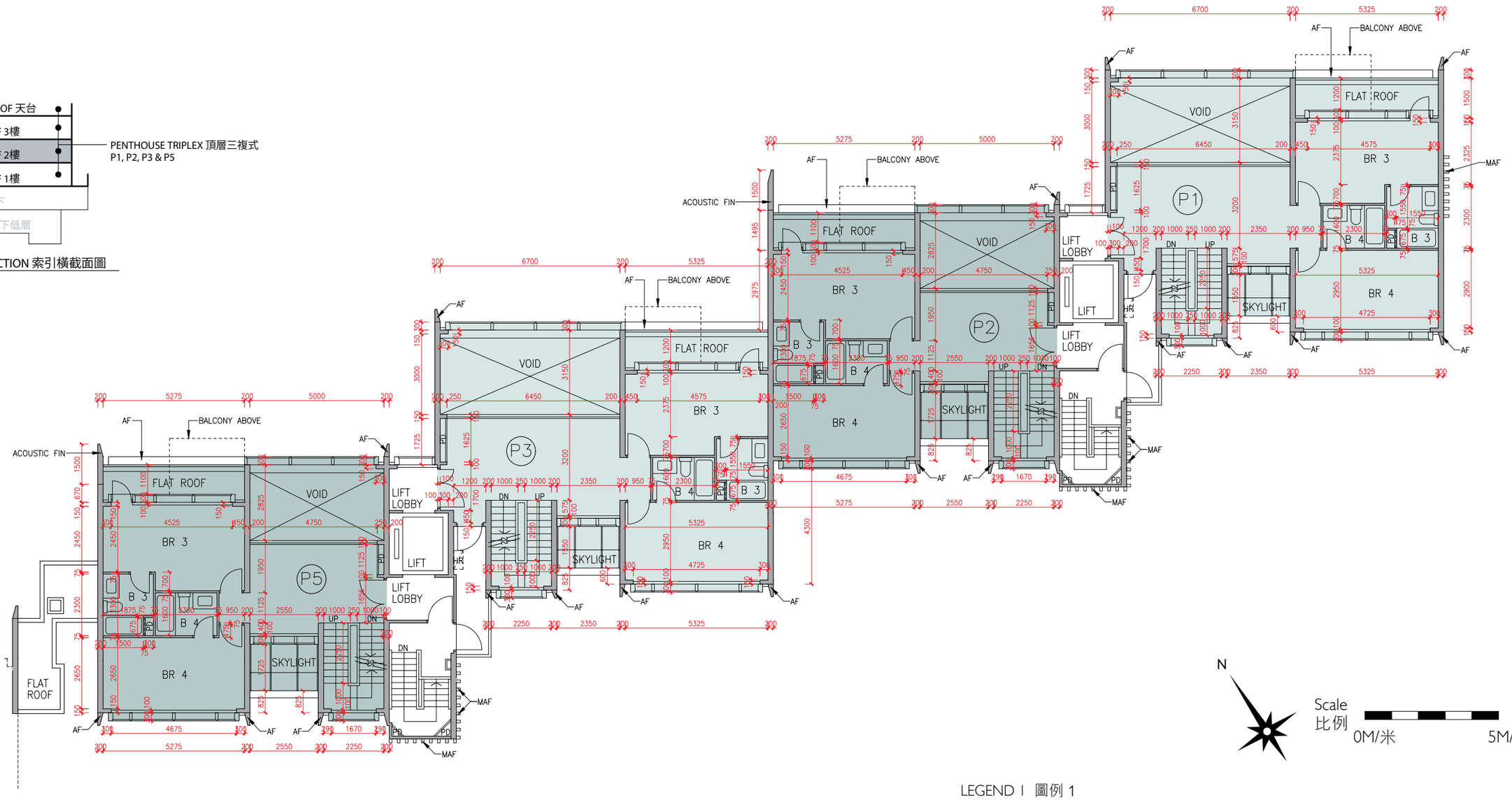

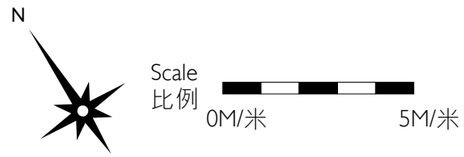

Description 描述		Residential Unit 單位			
		Penthouse Triplex 頂層三複式			
		P1	P2	P3	P5
Floor-to-floor height (refers to the height between the top surface of the structural slab of a floor and the top surface of the structural slab of its immediate upper floor) of each residential property (m) 每個住宅物業的層與層之間的高度(指該樓層之石屎地台面與上一層石屎地台面之高度距離)(米)	2/F 2樓	3.000 to 3.500* 3.450 3.500	3.450 3.500	3.000 to 3.500* 3.450 3.500	3.450 3.500
Thickness of the floor slabs (excluding plaster) of each residential property (mm) 每個住宅物業的樓板(不包括灰泥)的厚度(毫米)	2/F 2樓	150 175 200			

The internal areas of the residential properties on the upper floors will generally be slightly larger than those on the lower floors because of the reducing thickness of the structural walls on the upper floors.
因住宅物業的較高樓層的結構牆的厚度遞減，較高樓層的內部面積，一般比較低樓層的內部面積稍大。

Remarks : 1. The dimensions in the floor plans are all structural dimensions in millimetre.
2. "*" denotes the range of the floor to floor height between the top surface of the structural slab of a floor and the top surface of the pitched roof of each residential property.

備註： 1. 樓面平面圖之尺規所列數字為以毫米標示之建築結構尺寸。
2. "*"表示每個住宅物業的樓層之石屎地台面與傾斜屋頂面之高度距離的範圍。

LEGEND I 圖例 1

A/C PLANT ROOM (UNCOVERED)	= Air Conditioner Plant Room (uncovered) 空調機房 (沒有上蓋)	CD	= Cable Duct 電線管道槽
A/C PLANT ROOM	= Air Conditioner Plant Room 空調機房	CFR	= Common Flat Roof 公用平台
A/C PLATFORM	= Air Conditioner Platform 空調機平台	CPR	= Common Pitched Roof 公用傾斜屋頂
A/C PLATFORM ABOVE	= Air Conditioner Platform Above 上層空調機平台	CONS	= Conservatory 溫室
ACOUSTIC FIN	= 隔音牆	CURTAIN WALL ABOVE	= 上方之幕牆
AD	= Air Duct 通風管道槽	DN	= Down 下
AF	= Architectural Feature 建築裝飾	DIN	= Dining Room 飯廳
AF ABOVE	= Architectural Feature Above 上層建築裝飾	DOG HOUSE	= Mechanical & Electrical Services Duct Connecting to the Floor Below 連接下層的機電設施管道
AF ON 1/F	= 建築裝飾於1樓	DPMR	= Drainage Pipe Maintenance Room 排水管維修房
B	= Bathroom 浴室	ELV	= Extra Low Voltage Duct 低電壓管道
BAL	= Balcony 露台	EMR	= Electricity Meter Room 電錶房
BALCONY ABOVE	= Balcony above 上層露台	ENTRANCE HALL	= 入口大堂
BR	= Bedroom 睡房	FAMILY ROOM	= 家庭廳
BUILDING LINE ABOVE	= 上方之建築邊線	FLAT ROOF	= 平台
CANOPY	= 簷篷	GARDEN	= 花園
CANOPY ABOVE	= 上層簷篷	HR	= Hose Reel 消防喉轆

Block A 座　3/F 3樓

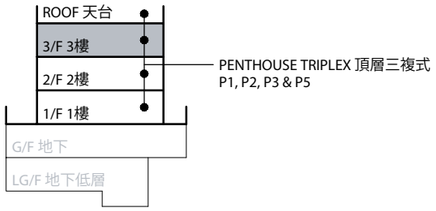

KEY SECTION 索引橫截面圖

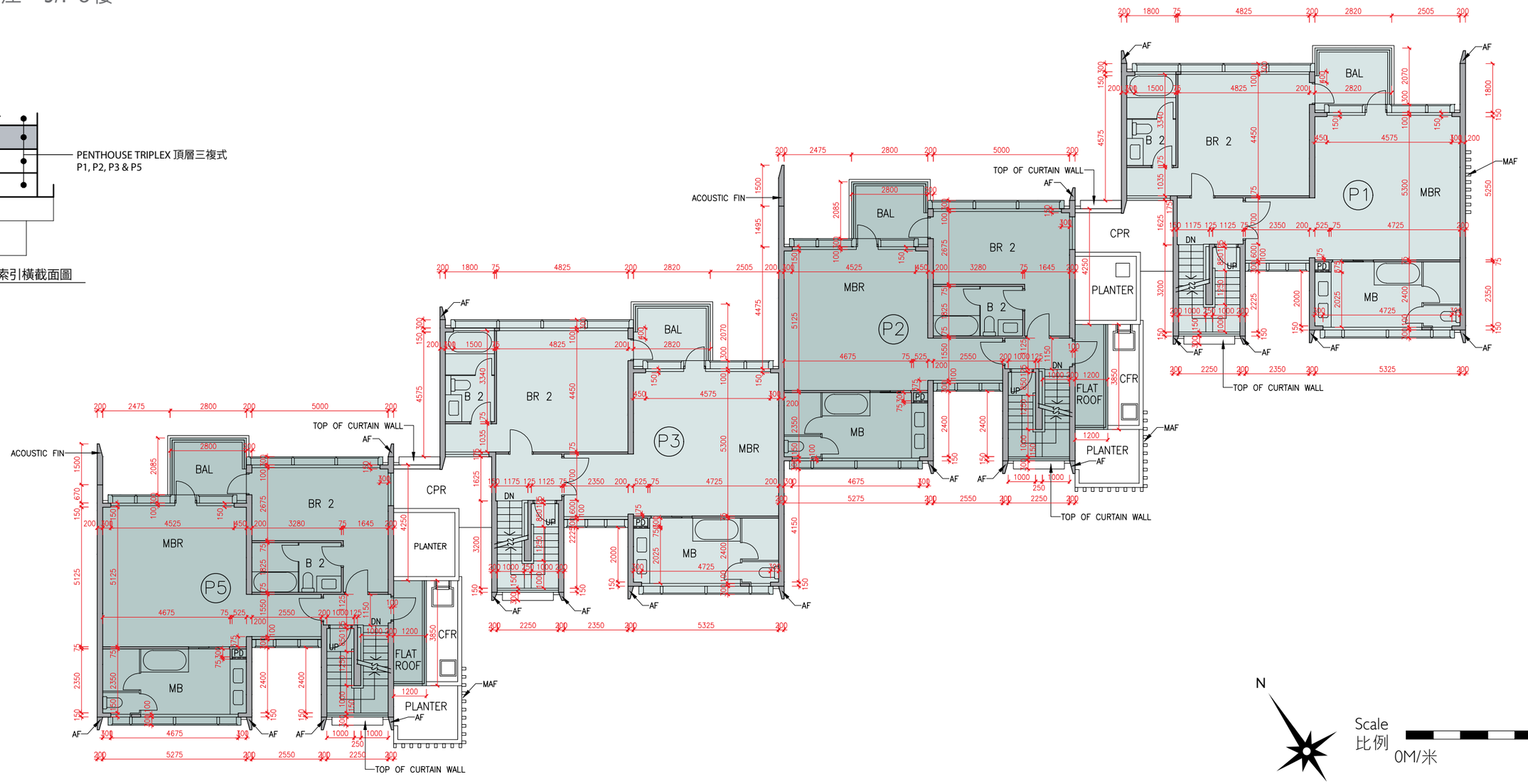

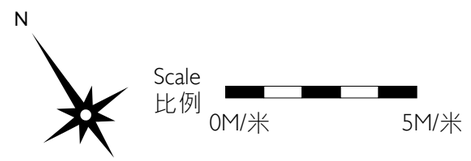

LEGEND 2　圖例 2

JACUZZI	= 按摩池	RS & MRR	= Refuse Storage & Material Recovery Room 垃圾及物料回收室
KIT	= Kitchen 廚房	SKYLIGHT	= 天窗
LAV	= Lavatory 洗手間	SV	= Smoke Vent 排煙口
LIFT	= 升降機	STO	= Store 儲物房
LIFT LOBBY	= 升降機大堂	SWIMMING POOL	= 游泳池
LIFT SHAFT	= 升降機槽	TOP OF BALCONY	= 下層露台上蓋
LIV	= Living Room 客廳	TOP OF CURTAIN WALL	= 幕牆頂部
LIV / DIN	= Living / Dining Room 客/飯廳	TOP OF U/P	= Top of Utility Platform 下層工作平台上蓋
MAF	= Metal Architectural Feature 金屬建築裝飾	UP	= Up 上
MBR	= Master Bedroom 主人睡房	U/P	= Utility Platform 工作平台
MB	= Master Bathroom 主人浴室	U/P ABOVE	= Utility Platform Above 上層工作平台
OPEN PIPE WELL	= 開放式管道井	VOID	= 中空
OWM	= Openable Window For Maintenance 維修窗口	VOID ABOVE	= 上層中空
PANTRY	= 備餐間	WALK-IN CLOSET	= 衣帽間
PLANTER	= 花槽	WMC	= Water Meter Cabinet 水錶箱
PITCHED ROOF	= 斜天台	WMR	= Water Meter Room 水錶房
PD	= Pipe Duct 管道槽		
PLANTER	= 花槽		
ROOF	= 天台		

The internal areas of the residential properties on the upper floors will generally be slightly larger than those on the lower floors because of the reducing thickness of the structural walls on the upper floors.
因住宅物業的較高樓層的結構牆的厚度遞減，較高樓層的內部面積，一般比較低樓層的內部面積稍大。

Remark: The dimensions in the floor plans are all structural dimensions in millimetre.
備註：樓面平面圖之尺規所列數字為以毫米標示之建築結構尺寸。

Description 描述		Residential Unit 單位			
		Penthouse Triplex 頂層三複式			
		P1	P2	P3	P5
Floor-to-floor height (refers to the height between the top surface of the structural slab of a floor and the top surface of the structural slab of its immediate upper floor) of each residential property (m) 每個住宅物業的層與層之間的高度(指該樓層之石屎地台面與上一層石屎地台面之高度距離)(米)	3/F 3樓	3.100 3.150 3.500 3.800 3.850	3.100 3.150 3.500 3.550 3.800	3.100 3.150 3.500 3.800 3.850	3.100 3.150 3.500 3.550 3.800
Thickness of the floor slabs (excluding plaster) of each residential property (mm) 每個住宅物業的樓板(不包括灰泥)的厚度(毫米)	3/F 3樓	150 175 200 225 250			

Block A 座　Roof 天台

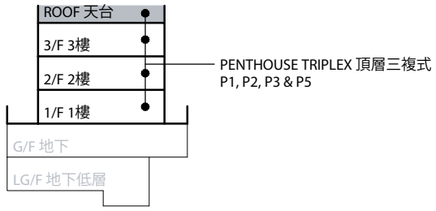

KEY SECTION 索引橫截面圖

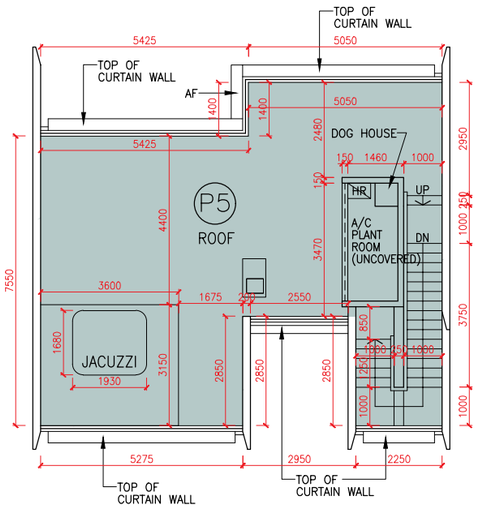

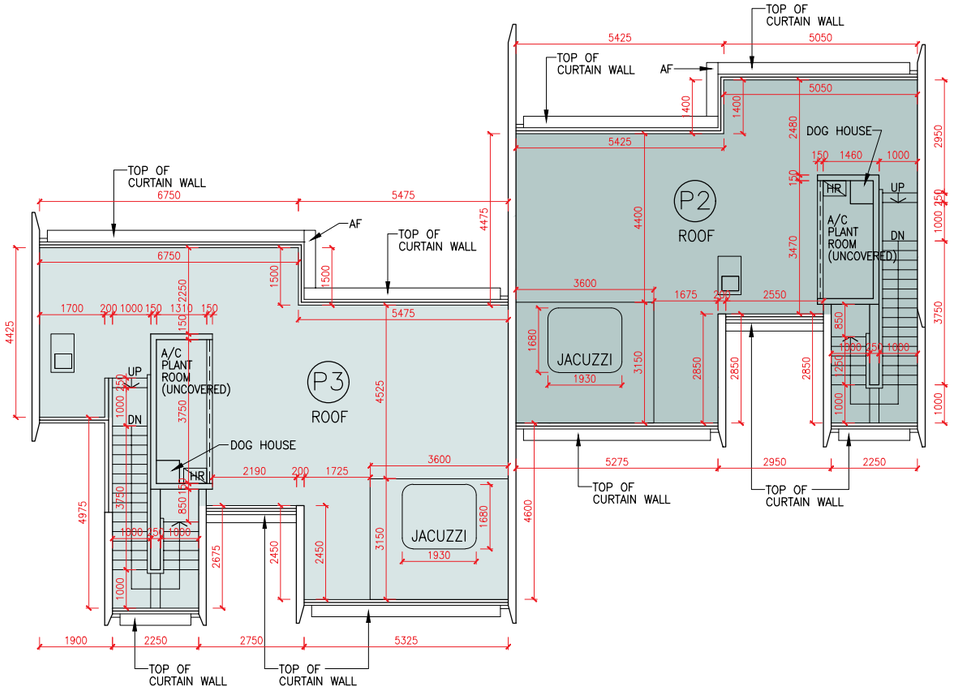

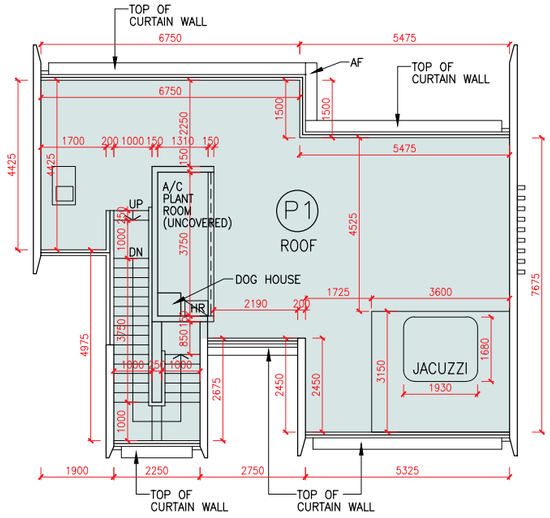



Scale 比例
0M/米　5M/米

The internal areas of the residential properties on the upper floors will generally be slightly larger than those on the lower floors because of the reducing thickness of the structural walls on the upper floors.
因住宅物業的較高樓層的結構牆的厚度遞減，較高樓層的內部面積，一般比較低樓層的內部面積稍大。

Remark: The dimensions in the floor plans are all structural dimensions in millimetre.
備註：樓面平面圖之尺規所列數字為以毫米標示之建築結構尺寸。

LEGEND I 圖例 1

A/C PLANT ROOM (UNCOVERED)	= Air Conditioner Plant Room (uncovered) 空調機房 (沒有上蓋)	CD	= Cable Duct 電線管道槽
A/C PLANT ROOM	= Air Conditioner Plant Room 空調機房	CFR	= Common Flat Roof 公用平台
A/C PLATFORM	= Air Conditioner Platform 空調機平台	CPR	= Common Pitched Roof 公用傾斜屋頂
A/C PLATFORM ABOVE	= Air Conditioner Platform Above 上層空調機平台	CONS	= Conservatory 溫室
ACOUSTIC FIN	= 隔音牆	CURTAIN WALL ABOVE	= 上方之幕牆
AD	= Air Duct 通風管道槽	DN	= Down 下
AF	= Architectural Feature 建築裝飾	DIN	= Dining Room 飯廳
AF ABOVE	= Architectural Feature Above 上層建築裝飾	DOG HOUSE	= Mechanical & Electrical Services Duct Connecting to the Floor Below 連接下層的機電設施管道
AF ON 1/F	= 建築裝飾於1樓	DPMR	= Drainage Pipe Maintenance Room 排水管維修房
B	= Bathroom 浴室	ELV	= Extra Low Voltage Duct 低電壓管道
BAL	= Balcony 露台	EMR	= Electricity Meter Room 電錶房
BALCONY ABOVE	= Balcony above 上層露台	ENTRANCE HALL	= 入口大堂
BR	= Bedroom 睡房	FAMILY ROOM	= 家庭廳
BUILDING LINE ABOVE	= 上方之建築邊線	FLAT ROOF	= 平台
CANOPY	= 簷篷	GARDEN	= 花園
CANOPY ABOVE	= 上層簷篷	HR	= Hose Reel 消防喉轆

Block B 座　LG/F 地下低層

Description 描述		Residential Unit 單位 Garden Duplex 花園複式 G1	G2	G3	G5
Floor-to-floor height (refers to the height between the top surface of the structural slab of a floor and the top surface of the structural slab of its immediate upper floor) of each residential property (m) 每個住宅物業的層與層之間的高度 (指該樓層之石屎地台面與上一層石屎地台面之高度距離)(米)	LG/F 地下 低層	3.150 3.390 3.450 3.500 4.900 5.350 3.600 3.950	3.390 3.450 3.500 4.550 4.900 3.600 3.950	3.390 3.450 3.500 3.500 4.900 5.350 3.950	3.390 3.450 3.500 4.900 5.000 3.600 3.900 3.950
Thickness of the floor slabs (excluding plaster) of each residential property (mm) 每個住宅物業的樓板 (不包括灰泥)的厚度(毫米)	LG/F 地下 低層	150 200 250			

The internal areas of the residential properties on the upper floors will generally be slightly larger than those on the lower floors because of the reducing thickness of the structural walls on the upper floors.
因住宅物業的較高樓層的結構牆的厚度遞減，較高樓層的內部面積，一般比較低樓層的內部面積稍大。

Remark : The dimensions in the floor plans are all structural dimensions in millimetre.
備註：樓面平面圖之尺規所列數字為以毫米標示之建築結構尺寸。

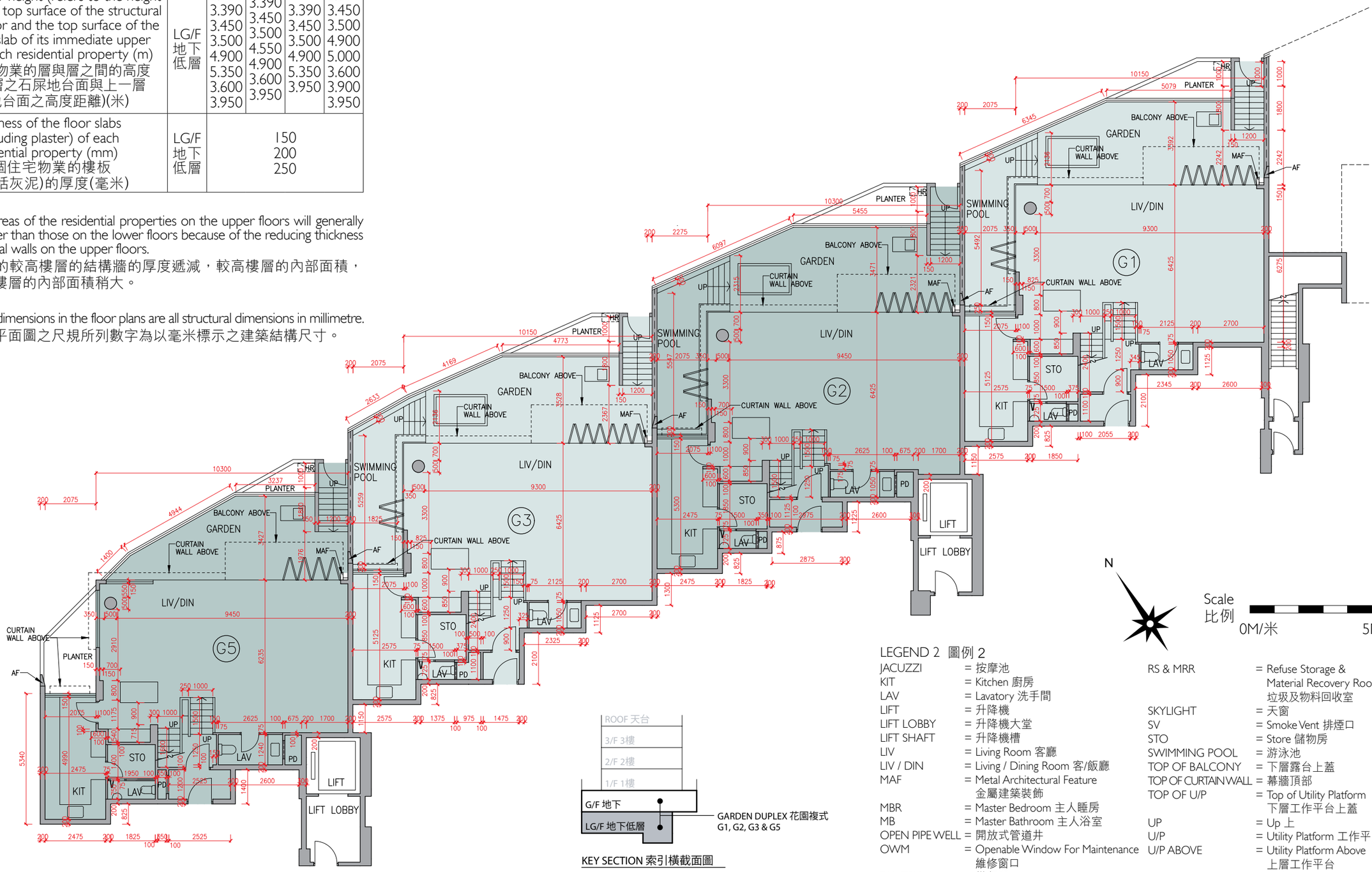

KEY SECTION 索引橫截面圖

LEGEND 2　圖例 2

JACUZZI	= 按摩池	RS & MRR	= Refuse Storage & Material Recovery Room 垃圾及物料回收室
KIT	= Kitchen 廚房		
LAV	= Lavatory 洗手間		
LIFT	= 升降機	SKYLIGHT	= 天窗
LIFT LOBBY	= 升降機大堂	SV	= Smoke Vent 排煙口
LIFT SHAFT	= 升降機槽	STO	= Store 儲物房
LIV	= Living Room 客廳	SWIMMING POOL	= 游泳池
LIV / DIN	= Living / Dining Room 客/飯廳	TOP OF BALCONY	= 下層露台上蓋
MAF	= Metal Architectural Feature 金屬建築裝飾	TOP OF CURTAIN WALL	= 幕牆頂部
		TOP OF U/P	= Top of Utility Platform 下層工作平台上蓋
MBR	= Master Bedroom 主人睡房		
MB	= Master Bathroom 主人浴室	UP	= Up 上
OPEN PIPE WELL	= 開放式管道井	U/P	= Utility Platform 工作平台
OWM	= Openable Window For Maintenance 維修窗口	U/P ABOVE	= Utility Platform Above 上層工作平台
PANTRY	= 備餐間	VOID	= 中空
PLANTER	= 花槽	VOID ABOVE	= 上層中空
PITCHED ROOF	= 斜天台	WALK-IN CLOSET	= 衣帽間
PD	= Pipe Duct 管道槽	WMC	= Water Meter Cabinet 水錶箱
PLANTER	= 花槽	WMR	= Water Meter Room 水錶房
ROOF	= 天台		

發展項目的住宅物業的樓面平面圖

Block B 座　G/F 地下

Description 描述		Residential Unit 單位			
		Garden Duplex 花園複式			
		G1	G2	G3	G5
Floor-to-floor height (refers to the height between the top surface of the structural slab of a floor and the top surface of the structural slab of its immediate upper floor) of each residential property (m) 每個住宅物業的層與層之間的高度(指該樓層之石屎地台面與上一層石屎地台面之高度距離)(米)	G/F 地下	3.050 3.100 3.150 3.200 3.350 3.360 3.400 3.450 3.500 3.550 3.800 3.850	3.050 3.100 3.150 3.200 3.360 3.400 3.450 3.500 3.550 3.800 3.850	3.050 3.100 3.150 3.200 3.350 3.360 3.400 3.450 3.500 3.550 3.850	3.050 3.100 3.150 3.200 3.360 3.400 3.450 3.500 3.550 3.850
Thickness of the floor slabs (excluding plaster) of each residential property (mm) 每個住宅物業的樓板(不包括灰泥)的厚度(毫米)	G/F 地下	150 175 200 250 300			

The internal areas of the residential properties on the upper floors will generally be slightly larger than those on the lower floors because of the reducing thickness of the structural walls on the upper floors.
因住宅物業的較高樓層的結構牆的厚度遞減，較高樓層的內部面積，一般比較低樓層的內部面積稍大。

Remark : The dimensions in the floor plans are all structural dimensions in millimetre.
備註： 樓面平面圖之尺規所列數字為以毫米標示之建築結構尺寸。

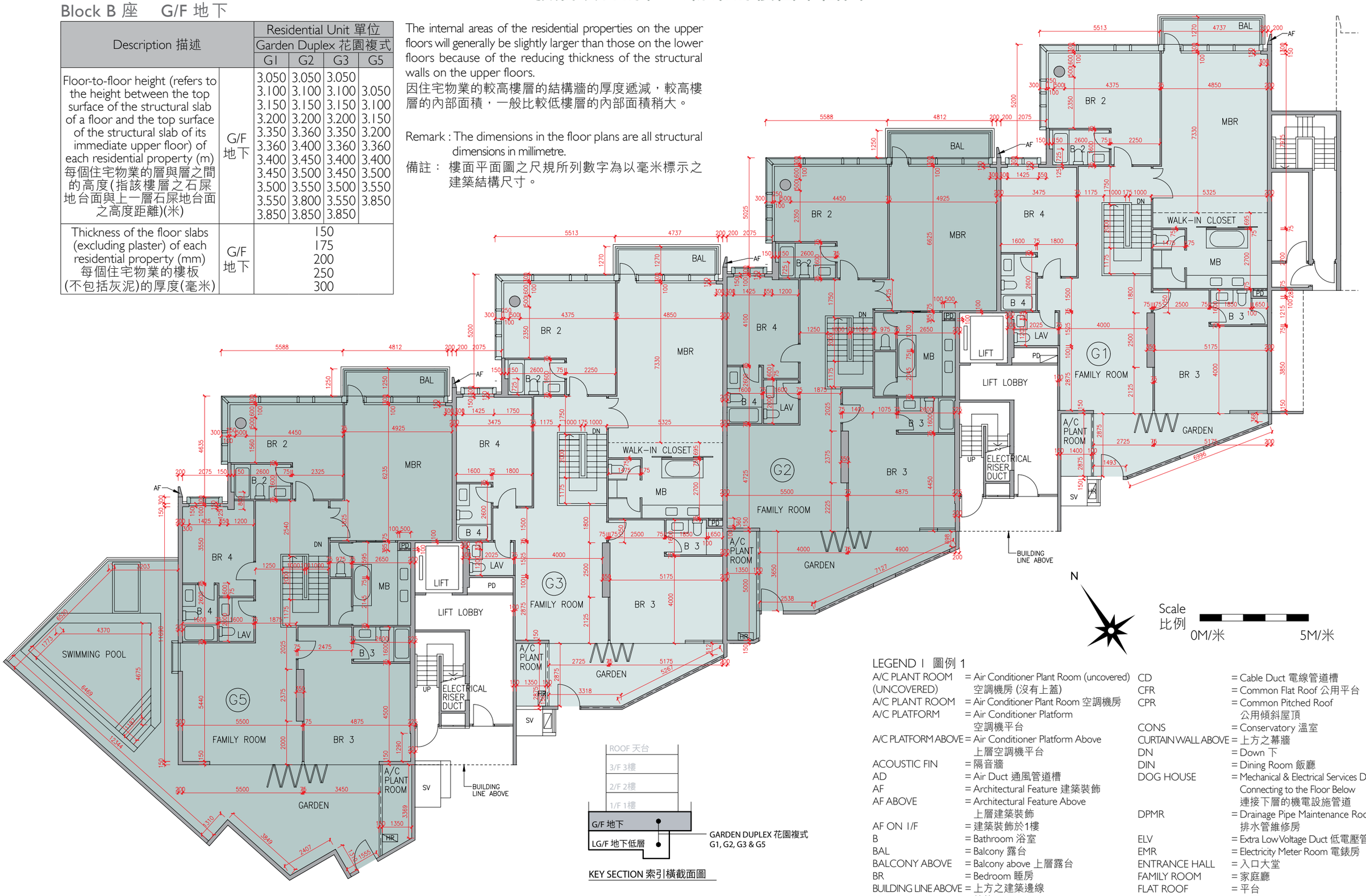

KEY SECTION 索引橫截面圖

N

Scale 比例
0M/米　5M/米

LEGEND I 圖例 1

A/C PLANT ROOM (UNCOVERED)	= Air Conditioner Plant Room (uncovered) 空調機房 (沒有上蓋)	CD	= Cable Duct 電線管道槽
A/C PLANT ROOM	= Air Conditioner Plant Room 空調機房	CFR	= Common Flat Roof 公用平台
A/C PLATFORM	= Air Conditioner Platform 空調機平台	CPR	= Common Pitched Roof 公用傾斜屋頂
A/C PLATFORM ABOVE	= Air Conditioner Platform Above 上層空調機平台	CONS	= Conservatory 溫室
ACOUSTIC FIN	= 隔音牆	CURTAIN WALL ABOVE	= 上方之幕牆
AD	= Air Duct 通風管道槽	DN	= Down 下
AF	= Architectural Feature 建築裝飾	DIN	= Dining Room 飯廳
AF ABOVE	= Architectural Feature Above 上層建築裝飾	DOG HOUSE	= Mechanical & Electrical Services Duct Connecting to the Floor Below 連接下層的機電設施管道
AF ON 1/F	= 建築裝飾於1樓	DPMR	= Drainage Pipe Maintenance Room 排水管維修房
B	= Bathroom 浴室	ELV	= Extra Low Voltage Duct 低電壓管道
BAL	= Balcony 露台	EMR	= Electricity Meter Room 電錶房
BALCONY ABOVE	= Balcony above 上層露台	ENTRANCE HALL	= 入口大堂
BR	= Bedroom 睡房	FAMILY ROOM	= 家庭廳
BUILDING LINE ABOVE	= 上方之建築邊線	FLAT ROOF	= 平台
CANOPY	= 簷篷	GARDEN	= 花園
CANOPY ABOVE	= 上層簷篷	HR	= Hose Reel 消防喉轆

發展項目的住宅物業的樓面平面圖

Block B 座　1/F 1樓

Description 描述		Residential Unit 單位			
		Penthouse Triplex 頂層三複式			
		P1	P2	P3	P5
Floor-to-floor height (refers to the height between the top surface of the structural slab of a floor and the top surface of the structural slab of its immediate upper floor) of each residential property (m) 每個住宅物業的層與層之間的高度(指該樓層之石屎地台面與上一層石屎地台面之高度距離)(米)	1/F 1樓	3.250 3.500 3.850 3.900 3.950 4.000 6.650 6.700 7.000	3.250 3.500 3.850 3.900 3.950 6.650 6.700 7.000	3.250 3.500 3.850 3.900 3.950 4.000 6.650 6.700 7.000	3.250 3.500 3.850 3.900 3.950 6.650 6.700 7.000
Thickness of the floor slabs (excluding plaster) of each residential property (mm) 每個住宅物業的樓板(不包括灰泥)的厚度(毫米)	1/F 1樓	150 175 200			

The internal areas of the residential properties on the upper floors will generally be slightly larger than those on the lower floors because of the reducing thickness of the structural walls on the upper floors.
因住宅物業的較高樓層的結構牆的厚度遞減，較高樓層的內部面積，一般比較低樓層的內部面積稍大。

Remarks : 1. The dimensions in the floor plans are all structural dimensions in millimetre.
2. The entrance hall (serving as a private lift lobby) forms part of a residential property, is not a common part of the Development. Where applicable, the saleable area of the relevant residential properties specified in the section "Area of Residential Properties in the Development" already includes the floor areas of such entrance hall. The Authorised Person for the Development has certified that (a) there is no restriction on the usage of such entrance hall which will affect owner's enjoyment of the relevant residential property and (b) such entrance hall is made for the exclusive use of the owner of the relevant residential property.

備註 : 1. 樓面平面圖之尺規所列數字為以毫米標示之建築結構尺寸。
2. 入口大堂(作為私人升降機大堂)屬住宅物業一部分，並非發展項目之公用部分。如適用，在「發展項目中的住宅物業的面積」部分內所列出的有關住宅物業之實用面積包括該入口大堂之樓面面積。發展項目的認可人士已證明入口大堂(a)在使用上沒有限制亦不會對相關住宅物業業主享用該住宅物業造成影響及(b)是專供相關住宅物業業主使用而設。

KEY SECTION 索引橫截面圖

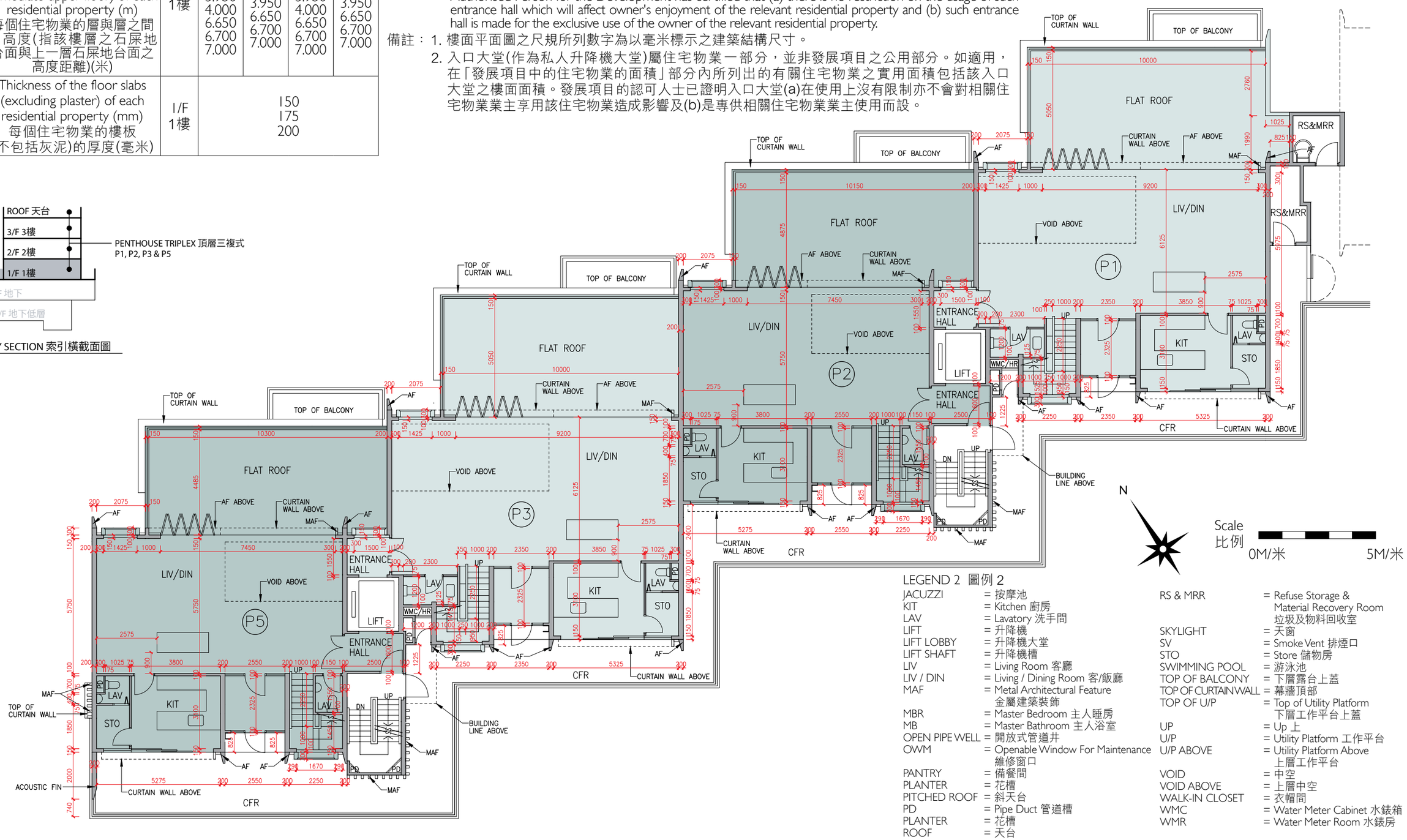

LEGEND 2 圖例 2

JACUZZI	= 按摩池	RS & MRR	= Refuse Storage & Material Recovery Room 垃圾及物料回收室
KIT	= Kitchen 廚房	SKYLIGHT	= 天窗
LAV	= Lavatory 洗手間	SV	= Smoke Vent 排煙口
LIFT	= 升降機	STO	= Store 儲物房
LIFT LOBBY	= 升降機大堂	SWIMMING POOL	= 游泳池
LIFT SHAFT	= 升降機槽	TOP OF BALCONY	= 下層露台上蓋
LIV	= Living Room 客廳	TOP OF CURTAIN WALL	= 幕牆頂部
LIV / DIN	= Living / Dining Room 客/飯廳	TOP OF U/P	= Top of Utility Platform 下層工作平台上蓋
MAF	= Metal Architectural Feature 金屬建築裝飾	UP	= Up 上
MBR	= Master Bedroom 主人睡房	U/P	= Utility Platform 工作平台
MB	= Master Bathroom 主人浴室	U/P ABOVE	= Utility Platform Above 上層工作平台
OPEN PIPE WELL	= 開放式管道井	VOID	= 中空
OWM	= Openable Window For Maintenance 維修窗口	VOID ABOVE	= 上層中空
PANTRY	= 備餐間	WALK-IN CLOSET	= 衣帽間
PLANTER	= 花槽	WMC	= Water Meter Cabinet 水錶箱
PITCHED ROOF	= 斜天台	WMR	= Water Meter Room 水錶房
PD	= Pipe Duct 管道槽		
PLANTER	= 花槽		
ROOF	= 天台		

Block B 座　2/F 2樓

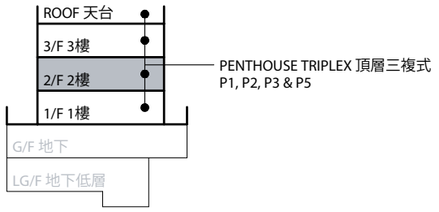

KEY SECTION 索引橫截面圖

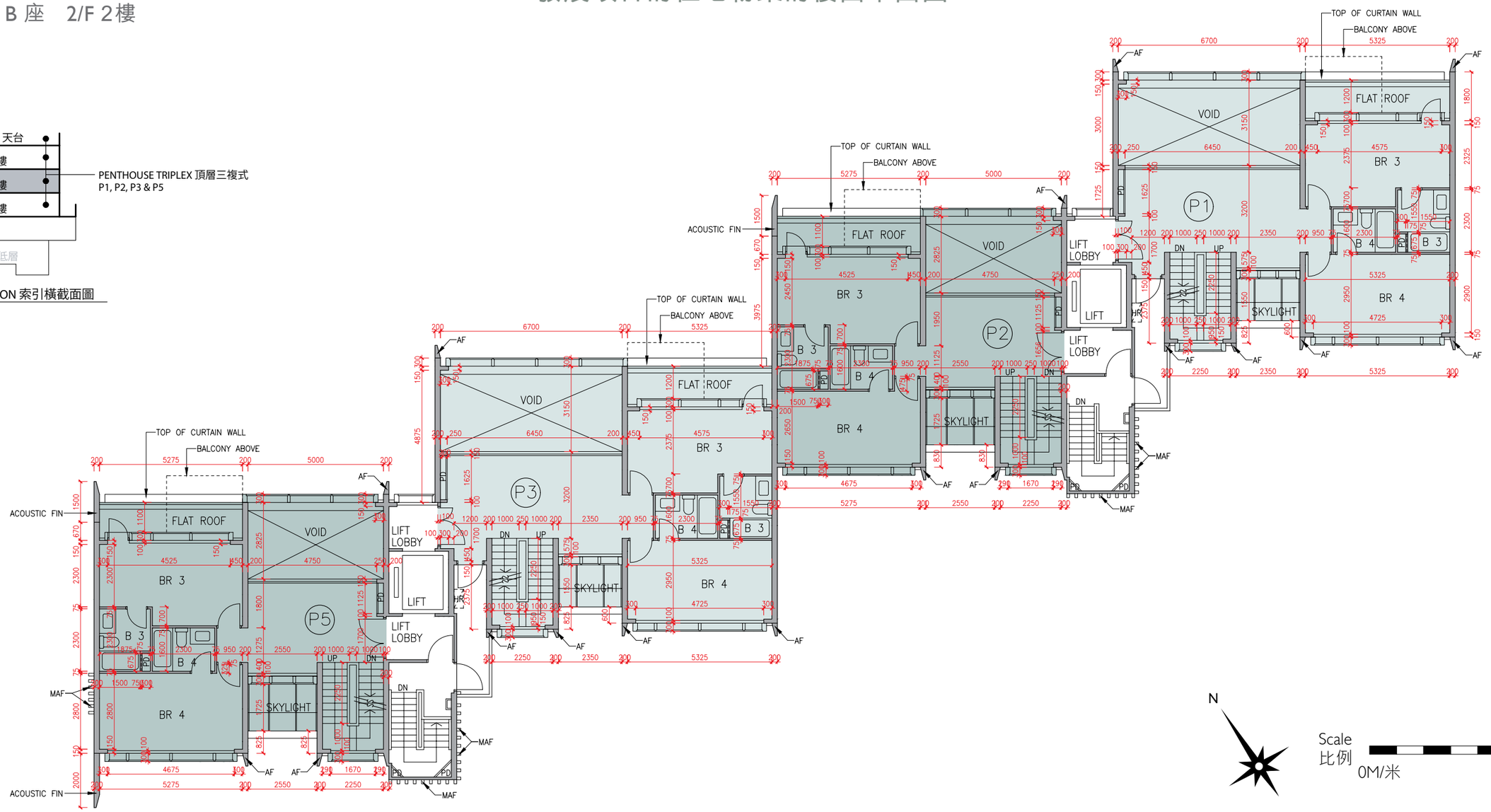

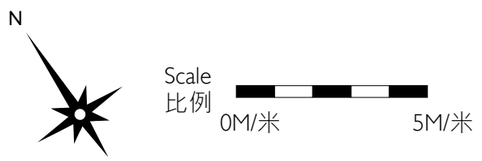

Description 描述		Residential Unit 單位 Penthouse Triplex 頂層三複式			
		P1	P2	P3	P5
Floor-to-floor height (refers to the height between the top surface of the structural slab of a floor and the top surface of the structural slab of its immediate upper floor) of each residential property (m) 每個住宅物業的層與層之間的高度(指該樓層之石屎地台面與上一層石屎地台面之高度距離)(米)	2/F 2樓	3.000 to 3.500* 3.450 3.500	3.450 3.500	3.000 to 3.500* 3.450 3.500	3.450 3.500
Thickness of the floor slabs (excluding plaster) of each residential property (mm) 每個住宅物業的樓板(不包括灰泥)的厚度(毫米)	2/F 2樓	150 175 200			

The internal areas of the residential properties on the upper floors will generally be slightly larger than those on the lower floors because of the reducing thickness of the structural walls on the upper floors.
因住宅物業的較高樓層的結構牆的厚度遞減，較高樓層的內部面積，一般比較低樓層的內部面積稍大。

Remarks : 1. The dimensions in the floor plans are all structural dimensions in millimetre.
2. "*" denotes the range of the floor to floor height between the top surface of the structural slab of a floor and the top surface of the pitched roof of each residential property.

備註： 1. 樓面平面圖之尺規所列數字為以毫米標示之建築結構尺寸。
2. "*"表示每個住宅物業的樓層之石屎地台面與傾斜屋頂面之高度距離的範圍。

LEGEND I 圖例 1

A/C PLANT ROOM (UNCOVERED)	= Air Conditioner Plant Room (uncovered) 空調機房 (沒有上蓋)	CD	= Cable Duct 電線管道槽
A/C PLANT ROOM	= Air Conditioner Plant Room 空調機房	CFR	= Common Flat Roof 公用平台
A/C PLATFORM	= Air Conditioner Platform 空調機平台	CPR	= Common Pitched Roof 公用傾斜屋頂
A/C PLATFORM ABOVE	= Air Conditioner Platform Above 上層空調機平台	CONS	= Conservatory 溫室
ACOUSTIC FIN	= 隔音牆	CURTAIN WALL ABOVE	= 上方之幕牆
AD	= Air Duct 通風管道槽	DN	= Down 下
AF	= Architectural Feature 建築裝飾	DIN	= Dining Room 飯廳
AF ABOVE	= Architectural Feature Above 上層建築裝飾	DOG HOUSE	= Mechanical & Electrical Services Duct Connecting to the Floor Below 連接下層的機電設施管道
AF ON 1/F	= 建築裝飾於1樓	DPMR	= Drainage Pipe Maintenance Room 排水管維修房
B	= Bathroom 浴室	ELV	= Extra Low Voltage Duct 低電壓管道
BAL	= Balcony 露台	EMR	= Electricity Meter Room 電錶房
BALCONY ABOVE	= Balcony above 上層露台	ENTRANCE HALL	= 入口大堂
BR	= Bedroom 睡房	FAMILY ROOM	= 家庭廳
BUILDING LINE ABOVE	= 上方之建築邊線	FLAT ROOF	= 平台
CANOPY	= 簷篷	GARDEN	= 花園
CANOPY ABOVE	= 上層簷篷	HR	= Hose Reel 消防喉轆

Block B 座　3/F 3樓

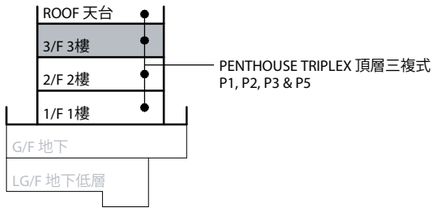

KEY SECTION 索引橫截面圖

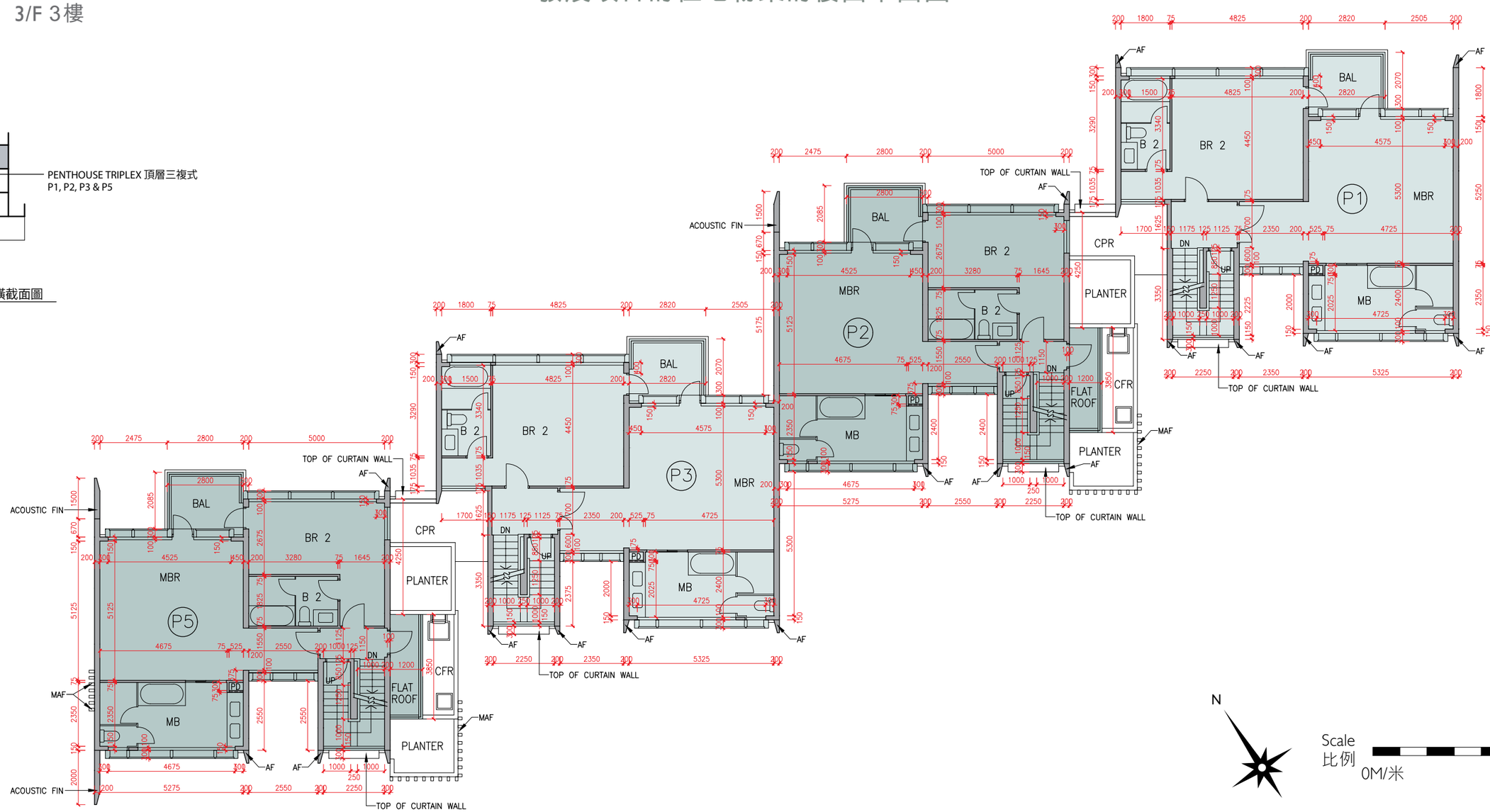

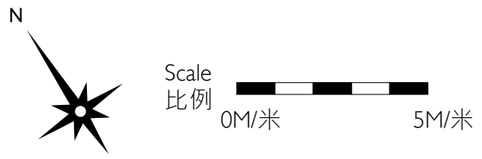

LEGEND 2　圖例 2

JACUZZI	= 按摩池	RS & MRR	= Refuse Storage & Material Recovery Room 垃圾及物料回收室
KIT	= Kitchen 廚房	SKYLIGHT	= 天窗
LAV	= Lavatory 洗手間	SV	= Smoke Vent 排煙口
LIFT	= 升降機	STO	= Store 儲物房
LIFT LOBBY	= 升降機大堂	SWIMMING POOL	= 游泳池
LIFT SHAFT	= 升降機槽	TOP OF BALCONY	= 下層露台上蓋
LIV	= Living Room 客廳	TOP OF CURTAIN WALL	= 幕牆頂部
LIV / DIN	= Living / Dining Room 客/飯廳	TOP OF U/P	= Top of Utility Platform 下層工作平台上蓋
MAF	= Metal Architectural Feature 金屬建築裝飾	UP	= Up 上
MBR	= Master Bedroom 主人睡房	U/P	= Utility Platform 工作平台
MB	= Master Bathroom 主人浴室	U/P ABOVE	= Utility Platform Above 上層工作平台
OPEN PIPE WELL	= 開放式管道井	VOID	= 中空
OWM	= Openable Window For Maintenance 維修窗口	VOID ABOVE	= 上層中空
PANTRY	= 備餐間	WALK-IN CLOSET	= 衣帽間
PLANTER	= 花槽	WMC	= Water Meter Cabinet 水錶箱
PITCHED ROOF	= 斜天台	WMR	= Water Meter Room 水錶房
PD	= Pipe Duct 管道槽		
PLANTER	= 花槽		
ROOF	= 天台		

The internal areas of the residential properties on the upper floors will generally be slightly larger than those on the lower floors because of the reducing thickness of the structural walls on the upper floors.
因住宅物業的較高樓層的結構牆的厚度遞減，較高樓層的內部面積，一般比較低樓層的內部面積稍大。

Remark: The dimensions in the floor plans are all structural dimensions in millimetre.
備註：樓面平面圖之尺規所列數字為以毫米標示之建築結構尺寸。

Description 描述		Residential Unit 單位			
		Penthouse Triplex 頂層三複式			
		P1	P2	P3	P5
Floor-to-floor height (refers to the height between the top surface of the structural slab of a floor and the top surface of the structural slab of its immediate upper floor) of each residential property (m) 每個住宅物業的層與層之間的高度(指該樓層之石屎地台面與上一層石屎地台面之高度距離)(米)	3/F 3樓	3.100 3.150 3.500 3.800 3.850	3.100 3.150 3.500 3.550 3.800 3.850	3.100 3.150 3.500 3.800 3.850	3.100 3.150 3.500 3.550 3.800 3.850
Thickness of the floor slabs (excluding plaster) of each residential property (mm) 每個住宅物業的樓板(不包括灰泥)的厚度(毫米)	3/F 3樓	150 175 200 225 250			

Block B 座　Roof 天台

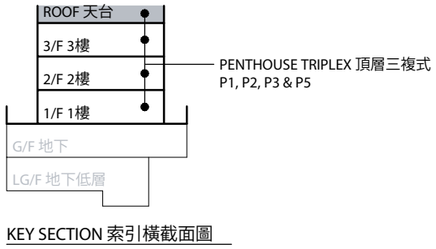

KEY SECTION 索引橫截面圖

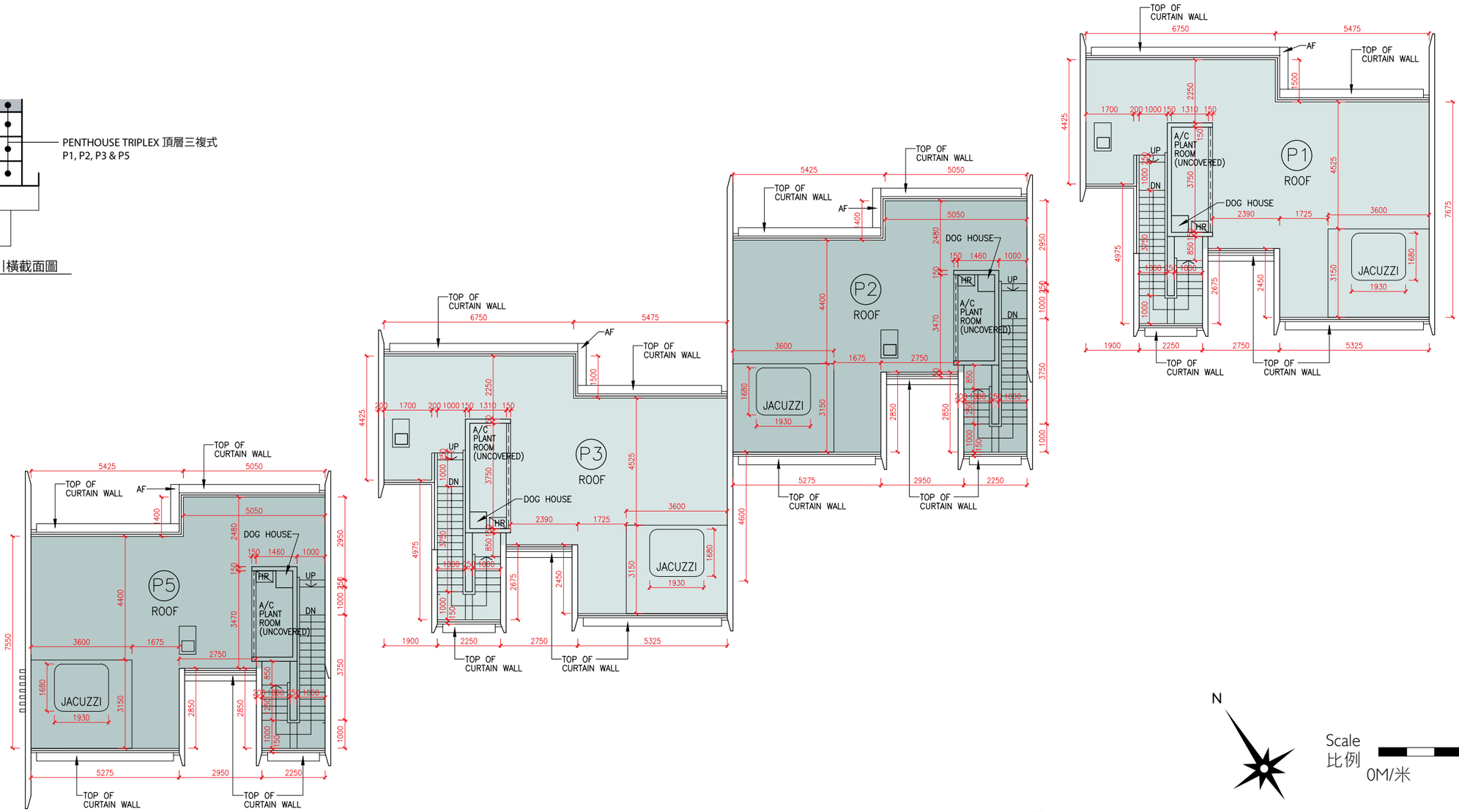

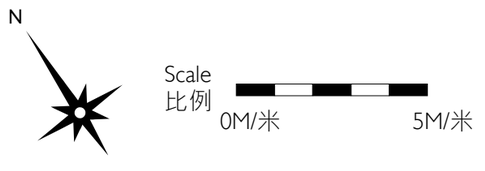

The internal areas of the residential properties on the upper floors will generally be slightly larger than those on the lower floors because of the reducing thickness of the structural walls on the upper floors.
因住宅物業的較高樓層的結構牆的厚度遞減，較高樓層的內部面積，一般比較低樓層的內部面積稍大。

Remark: The dimensions in the floor plans are all structural dimensions in millimetre.
備註：樓面平面圖之尺規所列數字為以毫米標示之建築結構尺寸。

LEGEND I 圖例 1

A/C PLANT ROOM (UNCOVERED)	= Air Conditioner Plant Room (uncovered) 空調機房 (沒有上蓋)	CD	= Cable Duct 電線管道槽
A/C PLANT ROOM	= Air Conditioner Plant Room 空調機房	CFR	= Common Flat Roof 公用平台
A/C PLATFORM	= Air Conditioner Platform 空調機平台	CPR	= Common Pitched Roof 公用傾斜屋頂
A/C PLATFORM ABOVE	= Air Conditioner Platform Above 上層空調機平台	CONS	= Conservatory 溫室
ACOUSTIC FIN	= 隔音牆	CURTAIN WALL ABOVE	= 上方之幕牆
AD	= Air Duct 通風管道槽	DN	= Down 下
AF	= Architectural Feature 建築裝飾	DIN	= Dining Room 飯廳
AF ABOVE	= Architectural Feature Above 上層建築裝飾	DOG HOUSE	= Mechanical & Electrical Services Duct Connecting to the Floor Below 連接下層的機電設施管道
AF ON 1/F	= 建築裝飾於1樓	DPMR	= Drainage Pipe Maintenance Room 排水管維修房
B	= Bathroom 浴室	ELV	= Extra Low Voltage Duct 低電壓管道
BAL	= Balcony 露台	EMR	= Electricity Meter Room 電錶房
BALCONY ABOVE	= Balcony above 上層露台	ENTRANCE HALL	= 入口大堂
BR	= Bedroom 睡房	FAMILY ROOM	= 家庭廳
BUILDING LINE ABOVE	= 上方之建築邊線	FLAT ROOF	= 平台
CANOPY	= 簷篷	GARDEN	= 花園
CANOPY ABOVE	= 上層簷篷	HR	= Hose Reel 消防喉轆

Block C 座　LG/F 地下低層

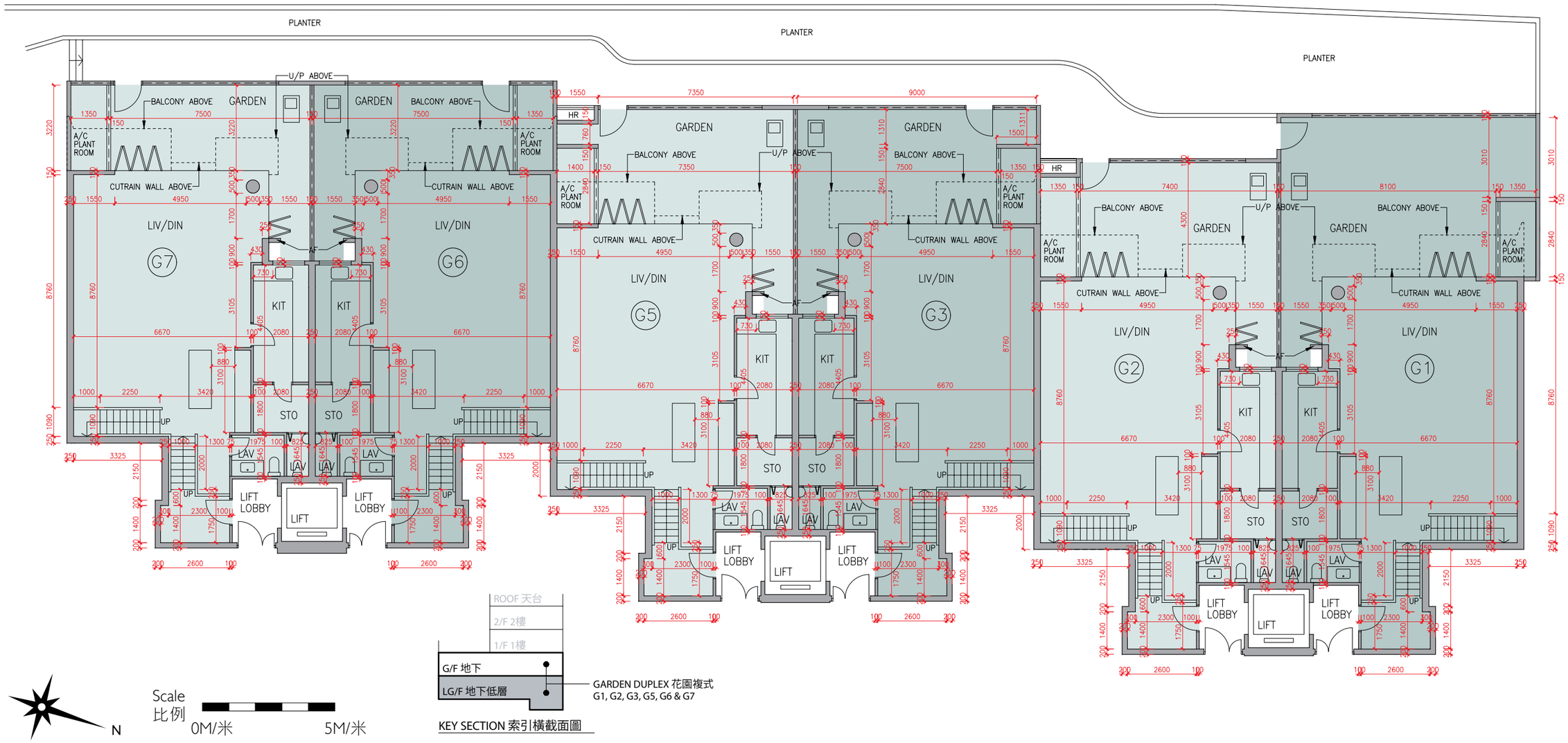

LEGEND 2　圖例 2

JACUZZI	= 按摩池	RS & MRR	= Refuse Storage & Material Recovery Room 垃圾及物料回收室
KIT	= Kitchen 廚房	SKYLIGHT	= 天窗
LAV	= Lavatory 洗手間	SV	= Smoke Vent 排煙口
LIFT	= 升降機	STO	= Store 儲物房
LIFT LOBBY	= 升降機大堂	SWIMMING POOL	= 游泳池
LIFT SHAFT	= 升降機槽	TOP OF BALCONY	= 下層露台上蓋
LIV	= Living Room 客廳	TOP OF CURTAIN WALL	= 幕牆頂部
LIV / DIN	= Living / Dining Room 客/飯廳	TOP OF U/P	= Top of Utility Platform 下層工作平台上蓋
MAF	= Metal Architectural Feature 金屬建築裝飾	UP	= Up 上
MBR	= Master Bedroom 主人睡房	U/P	= Utility Platform 工作平台
MB	= Master Bathroom 主人浴室	U/P ABOVE	= Utility Platform Above 上層工作平台
OPEN PIPE WELL	= 開放式管道井	VOID	= 中空
OWM	= Openable Window For Maintenance 維修窗口	VOID ABOVE	= 上層中空
PANTRY	= 備餐間	WALK-IN CLOSET	= 衣帽間
PLANTER	= 花槽	WMC	= Water Meter Cabinet 水錶箱
PITCHED ROOF	= 斜天台	WMR	= Water Meter Room 水錶房
PD	= Pipe Duct 管道槽		
PLANTER	= 花槽		
ROOF	= 天台		

The internal areas of the residential properties on the upper floors will generally be slightly larger than those on the lower floors because of the reducing thickness of the structural walls on the upper floors.
因住宅物業的較高樓層的結構牆的厚度遞減，較高樓層的內部面積，一般比較低樓層的內部面積稍大。

Remarks: 1. The dimensions in the floor plans are all structural dimensions in millimetre.
2. "*" denotes the range of the floor to floor height between the top surface of the structural slab of a floor and the top surface of the pitched roof of each residential property.

備註： 1. 樓面平面圖之尺規所列數字為以毫米標示之建築結構尺寸。
2. "*"表示每個住宅物業的樓層之石屎地台面與傾斜屋頂面之高度距離的範圍。

Description 描述		Residential Unit 單位 Garden Duplex 花園複式 G1	G2	G3	G5	G6	G7
Floor-to-floor height (refers to the height between the top surface of the structural slab of a floor and the top surface of the structural slab of its immediate upper floor) of each residential property (m) 每個住宅物業的層與層之間的高度(指該樓層之石屎地台面與上一層石屎地台面之高度距離)(米)	LG/F 地下低層	3.075 to 3.225*					
		3.265					
		3.375					
		3.625 to 3.775*					
		3.765					
		3.925					
		5.105					
		5.655					
Thickness of the floor slabs (excluding plaster) of each residential property (mm) 每個住宅物業的樓板(不包括灰泥)的厚度(毫米)	LG/F 地下低層	200		200		200	
		300		225		300	
				300			

Block C 座 G/F 地下

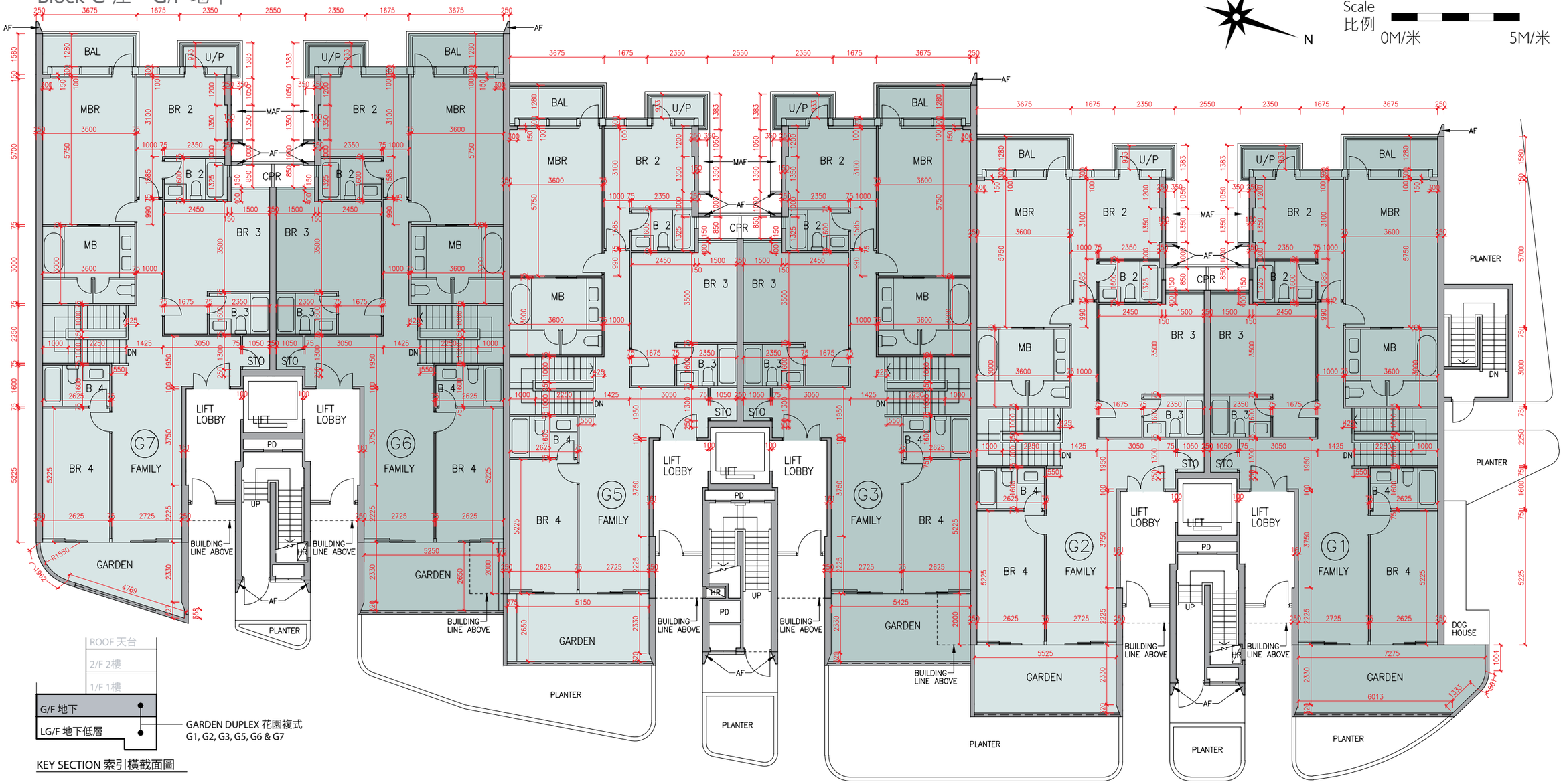

KEY SECTION 索引橫截面圖

Description 描述		Residential Unit 單位 Garden Duplex 花園複式					
		G1	G2	G3	G5	G6	G7
Floor-to-floor height (refers to the height between the top surface of the structural slab of a floor and the top surface of the structural slab of its immediate upper floor) of each residential property (m) 每個住宅物業的層與層之間的高度(指該樓層之石屎地台面與上一層石屎地台面之高度距離)(米)	G/F 地下	3.025 3.075 3.375 3.285 3.725				3.025 30.75 3.375 3.285 3.825	3.025 3.075 3.375 3.285 3.725
Thickness of the floor slabs (excluding plaster) of each residential property (mm) 每個住宅物業的樓板(不包括灰泥)的厚度(毫米)	G/F 地下	150 175 200					

The internal areas of the residential properties on the upper floors will generally be slightly larger than those on the lower floors because of the reducing thickness of the structural walls on the upper floors.
因住宅物業的較高樓層的結構牆的厚度遞減，較高樓層的內部面積，一般比較低樓層的內部面積稍大。

Remark: The dimensions in the floor plans are all structural dimensions in millimetre.
備註：樓面平面圖之尺規所列數字為以毫米標示之建築結構尺寸。

LEGEND I 圖例 1

A/C PLANT ROOM (UNCOVERED)	= Air Conditioner Plant Room (uncovered) 空調機房 (沒有上蓋)	CD	= Cable Duct 電線管道槽
A/C PLANT ROOM	= Air Conditioner Plant Room 空調機房	CFR	= Common Flat Roof 公用平台
A/C PLATFORM	= Air Conditioner Platform 空調機平台	CPR	= Common Pitched Roof 公用傾斜屋頂
A/C PLATFORM ABOVE	= Air Conditioner Platform Above 上層空調機平台	CONS	= Conservatory 溫室
ACOUSTIC FIN	= 隔音牆	CURTAIN WALL ABOVE	= 上方之幕牆
AD	= Air Duct 通風管道槽	DN	= Down 下
AF	= Architectural Feature 建築裝飾	DIN	= Dining Room 飯廳
AF ABOVE	= Architectural Feature Above 上層建築裝飾	DOG HOUSE	= Mechanical & Electrical Services Duct Connecting to the Floor Below 連接下層的機電設施管道
AF ON 1/F	= 建築裝飾於1樓	DPMR	= Drainage Pipe Maintenance Room 排水管維修房
B	= Bathroom 浴室	ELV	= Extra Low Voltage Duct 低電壓管道
BAL	= Balcony 露台	EMR	= Electricity Meter Room 電錶房
BALCONY ABOVE	= Balcony above 上層露台	ENTRANCE HALL	= 入口大堂
BR	= Bedroom 睡房	FAMILY ROOM	= 家庭廳
BUILDING LINE ABOVE	= 上方之建築邊線	FLAT ROOF	= 平台
CANOPY	= 簷篷	GARDEN	= 花園
CANOPY ABOVE	= 上層簷篷	HR	= Hose Reel 消防喉轆

Block C 座　1/F 1樓

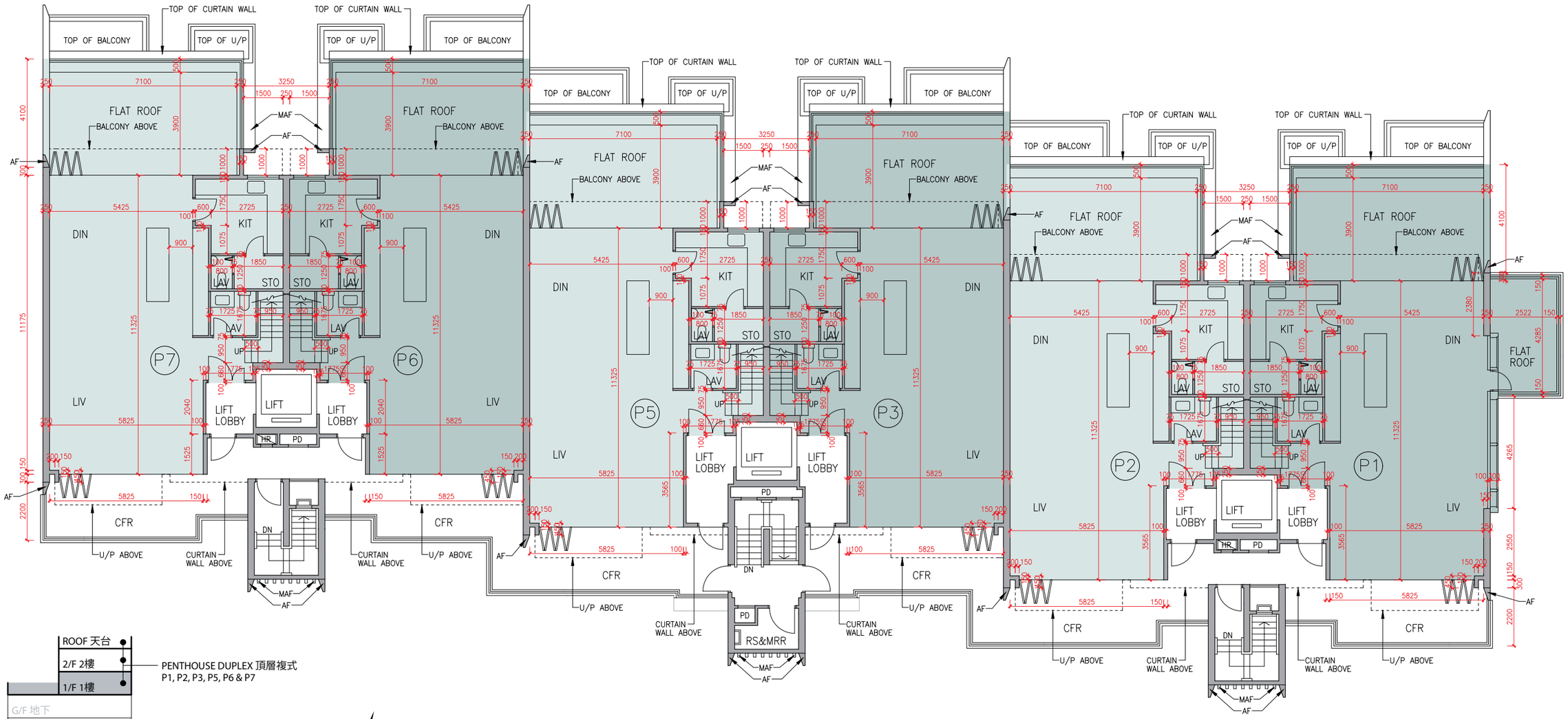

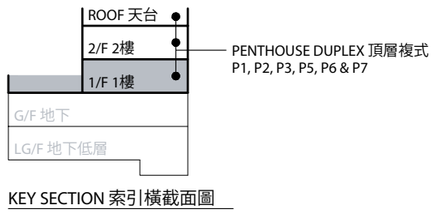

KEY SECTION 索引橫截面圖

N

Scale 比例　0M/米　5M/米

LEGEND 2　圖例 2

JACUZZI	= 按摩池	RS & MRR	= Refuse Storage & Material Recovery Room 垃圾及物料回收室
KIT	= Kitchen 廚房	SKYLIGHT	= 天窗
LAV	= Lavatory 洗手間	SV	= Smoke Vent 排煙口
LIFT	= 升降機	STO	= Store 儲物房
LIFT LOBBY	= 升降機大堂	SWIMMING POOL	= 游泳池
LIFT SHAFT	= 升降機槽	TOP OF BALCONY	= 下層露台上蓋
LIV	= Living Room 客廳	TOP OF CURTAIN WALL	= 幕牆頂部
LIV / DIN	= Living / Dining Room 客/飯廳	TOP OF U/P	= Top of Utility Platform 下層工作平台上蓋
MAF	= Metal Architectural Feature 金屬建築裝飾	UP	= Up 上
MBR	= Master Bedroom 主人睡房	U/P	= Utility Platform 工作平台
MB	= Master Bathroom 主人浴室	U/P ABOVE	= Utility Platform Above 上層工作平台
OPEN PIPE WELL	= 開放式管道井	VOID	= 中空
OWM	= Openable Window For Maintenance 維修窗口	VOID ABOVE	= 上層中空
PANTRY	= 備餐間	WALK-IN CLOSET	= 衣帽間
PLANTER	= 花槽	WMC	= Water Meter Cabinet 水錶箱
PITCHED ROOF	= 斜天台	WMR	= Water Meter Room 水錶房
PD	= Pipe Duct 管道槽		
PLANTER	= 花槽		
ROOF	= 天台		

The internal areas of the residential properties on the upper floors will generally be slightly larger than those on the lower floors because of the reducing thickness of the structural walls on the upper floors.
因住宅物業的較高樓層的結構牆的厚度遞減，較高樓層的內部面積，一般比較低樓層的內部面積稍大。

Remark : The dimensions in the floor plans are all structural dimensions in millimetre.
備註：樓面平面圖之尺規所列數字為以毫米標示之建築結構尺寸。

Description 描述		Residential Unit 單位					
		Penthouse Duplex 頂層複式					
		P1	P2	P3	P5	P6	P7
Floor-to-floor height (refers to the height between the top surface of the structural slab of a floor and the top surface of the structural slab of its immediate upper floor) of each residential property (m) 每個住宅物業的層與層之間的高度(指該樓層之石屎地台面與上一層石屎地台面之高度距離)(米)	1/F 1樓	3.175 3.325 3.375 3.425 3.725		3.175 3.325 3.375 3.425 3.725			3.175 3.325 3.375 3.425 3.725
Thickness of the floor slabs (excluding plaster) of each residential property (mm) 每個住宅物業的樓板(不包括灰泥)的厚度(毫米)	1/F 1樓	150 175 200 250					

Block C 座　2/F 2樓

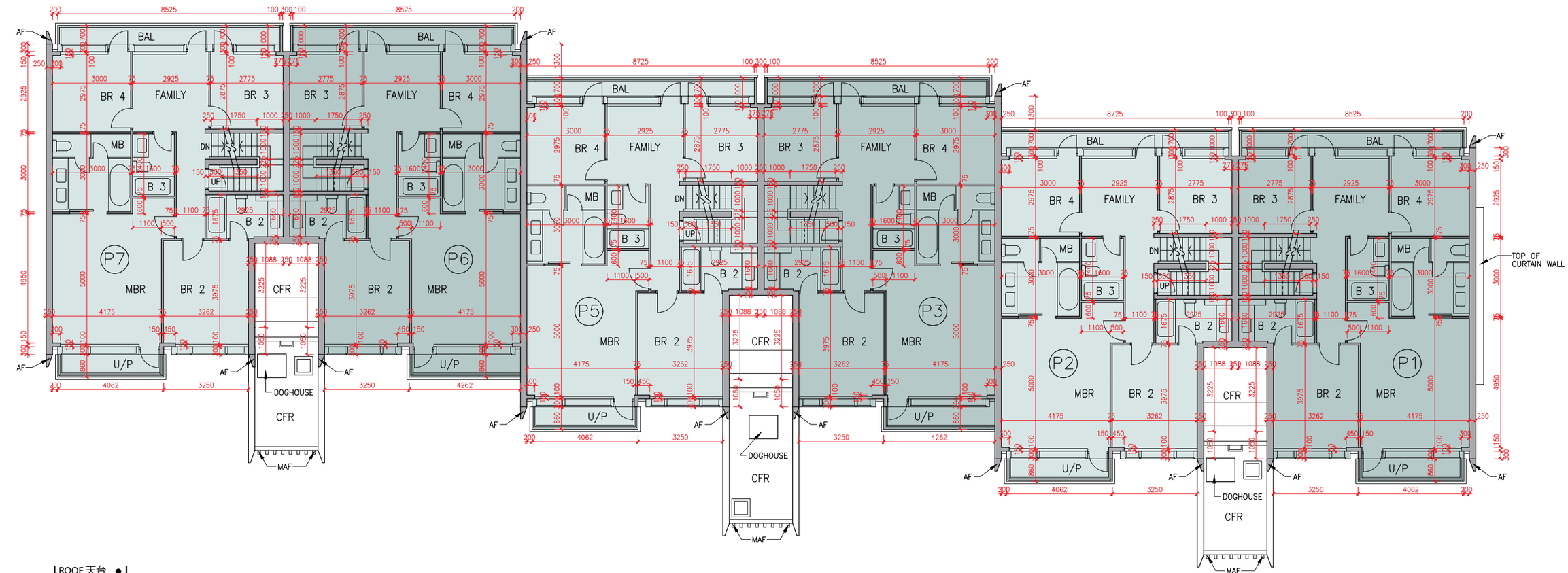

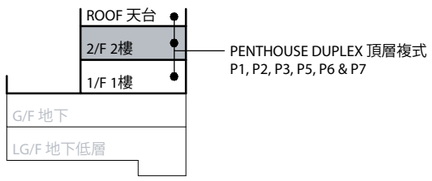

KEY SECTION 索引橫截面圖

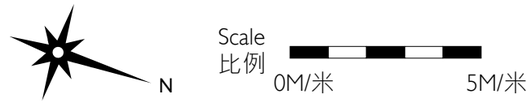

Description 描述		Residential Unit 單位					
		Penthouse Duplex 頂層複式					
		P1	P2	P3	P5	P6	P7
Floor-to-floor height (refers to the height between the top surface of the structural slab of a floor and the top surface of the structural slab of its immediate upper floor) of each residential property (m) 每個住宅物業的層與層之間的高度(指該樓層之石屎地台面與上一層石屎地台面之高度距離)(米)	2/F 2樓	3.375 3.425					
Thickness of the floor slabs (excluding plaster) of each residential property (mm) 每個住宅物業的樓板(不包括灰泥)的厚度(毫米)	2/F 2樓	150 175					

The internal areas of the residential properties on the upper floors will generally be slightly larger than those on the lower floors because of the reducing thickness of the structural walls on the upper floors.
因住宅物業的較高樓層的結構牆的厚度遞減，較高樓層的內部面積，一般比較低樓層的內部面積稍大。

Remark: The dimensions in the floor plans are all structural dimensions in millimetre.
備註：樓面平面圖之尺規所列數字為以毫米標示之建築結構尺寸。

LEGEND I 圖例 1

A/C PLANT ROOM (UNCOVERED)	= Air Conditioner Plant Room (uncovered) 空調機房 (沒有上蓋)	CD	= Cable Duct 電線管道槽
A/C PLANT ROOM	= Air Conditioner Plant Room 空調機房	CFR	= Common Flat Roof 公用平台
A/C PLATFORM	= Air Conditioner Platform 空調機平台	CPR	= Common Pitched Roof 公用傾斜屋頂
A/C PLATFORM ABOVE	= Air Conditioner Platform Above 上層空調機平台	CONS	= Conservatory 溫室
ACOUSTIC FIN	= 隔音牆	CURTAIN WALL ABOVE	= 上方之幕牆
AD	= Air Duct 通風管道槽	DN	= Down 下
AF	= Architectural Feature 建築裝飾	DIN	= Dining Room 飯廳
AF ABOVE	= Architectural Feature Above 上層建築裝飾	DOG HOUSE	= Mechanical & Electrical Services Duct Connecting to the Floor Below 連接下層的機電設施管道
AF ON 1/F	= 建築裝飾於1樓	DPMR	= Drainage Pipe Maintenance Room 排水管維修房
B	= Bathroom 浴室	ELV	= Extra Low Voltage Duct 低電壓管道
BAL	= Balcony 露台	EMR	= Electricity Meter Room 電錶房
BALCONY ABOVE	= Balcony above 上層露台	ENTRANCE HALL	= 入口大堂
BR	= Bedroom 睡房	FAMILY ROOM	= 家庭廳
BUILDING LINE ABOVE	= 上方之建築邊線	FLAT ROOF	= 平台
CANOPY	= 簷篷	GARDEN	= 花園
CANOPY ABOVE	= 上層簷篷	HR	= Hose Reel 消防喉轆

Block C 座　Roof 天台

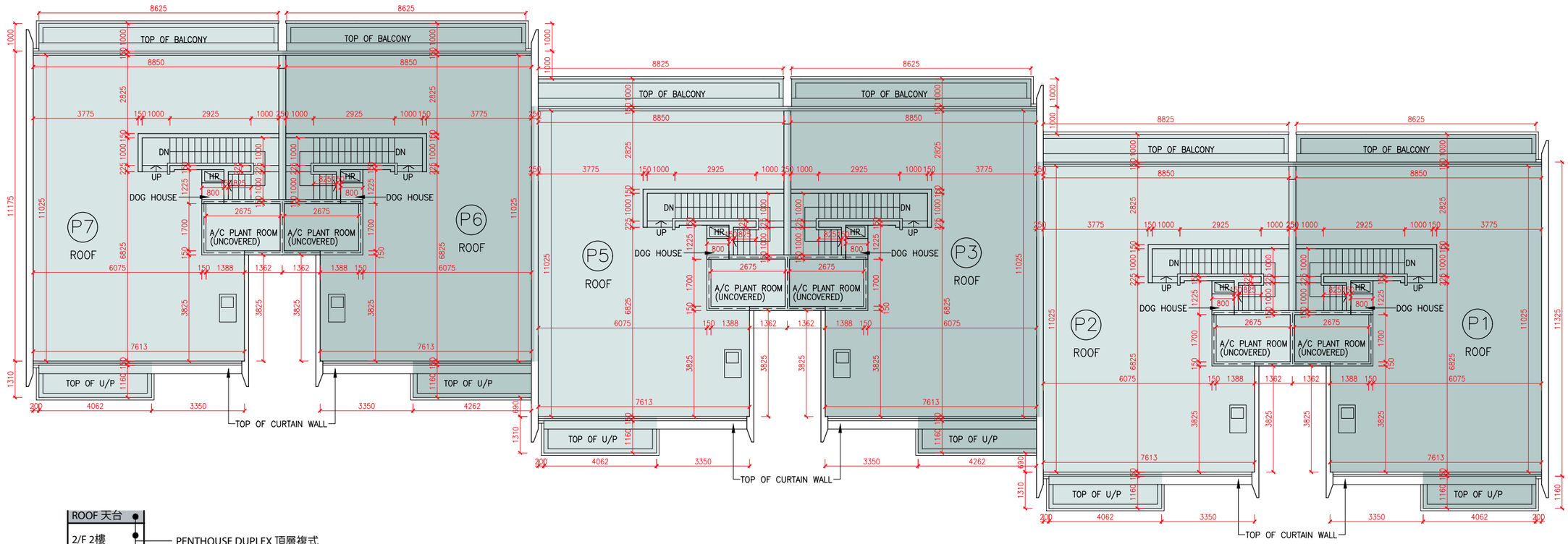

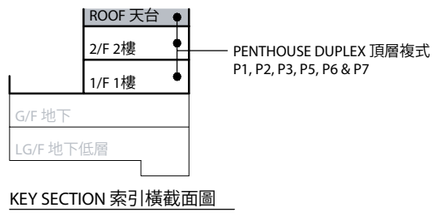

KEY SECTION 索引橫截面圖

N

Scale
比例
0M/米　5M/米

LEGEND 2　圖例 2

JACUZZI	= 按摩池
KIT	= Kitchen 廚房
LAV	= Lavatory 洗手間
LIFT	= 升降機
LIFT LOBBY	= 升降機大堂
LIFT SHAFT	= 升降機槽
LIV	= Living Room 客廳
LIV / DIN	= Living / Dining Room 客/飯廳
MAF	= Metal Architectural Feature 金屬建築裝飾
MBR	= Master Bedroom 主人睡房
MB	= Master Bathroom 主人浴室
OPEN PIPE WELL	= 開放式管道井
OWM	= Openable Window For Maintenance 維修窗口
PANTRY	= 備餐間
PLANTER	= 花槽
PITCHED ROOF	= 斜天台
PD	= Pipe Duct 管道槽
PLANTER	= 花槽
ROOF	= 天台
RS & MRR	= Refuse Storage & Material Recovery Room 垃圾及物料回收室
SKYLIGHT	= 天窗
SV	= Smoke Vent 排煙口
STO	= Store 儲物房
SWIMMING POOL	= 游泳池
TOP OF BALCONY	= 下層露台上蓋
TOP OF CURTAIN WALL	= 幕牆頂部
TOP OF U/P	= Top of Utility Platform 下層工作平台上蓋
UP	= Up 上
U/P	= Utility Platform 工作平台
U/P ABOVE	= Utility Platform Above 上層工作平台
VOID	= 中空
VOID ABOVE	= 上層中空
WALK-IN CLOSET	= 衣帽間
WMC	= Water Meter Cabinet 水錶箱
WMR	= Water Meter Room 水錶房

The internal areas of the residential properties on the upper floors will generally be slightly larger than those on the lower floors because of the reducing thickness of the structural walls on the upper floors.
因住宅物業的較高樓層的結構牆的厚度遞減，較高樓層的內部面積，一般比較低樓層的內部面積稍大。

Remark : The dimensions in the floor plans are all structural dimensions in millimetre.
備註：樓面平面圖之尺規所列數字為以毫米標示之建築結構尺寸。

發展項目的住宅物業的樓面平面圖

Block D 座　LG/F (Part Plan) 地下低層(部分平面圖)

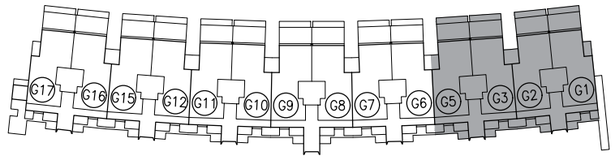

KEY PLAN 索引圖

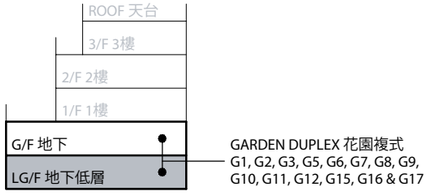

KEY SECTION 索引橫截面圖

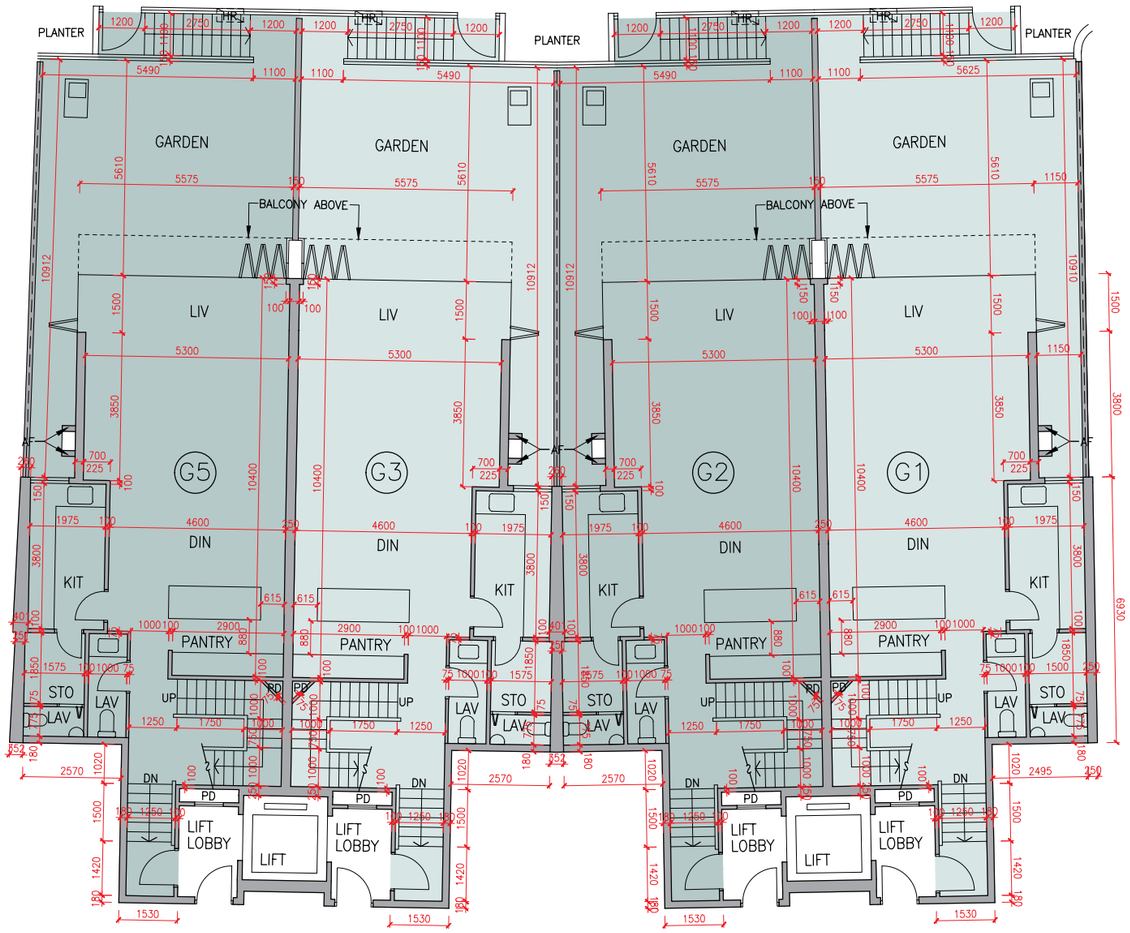

Description 描述		Residential Unit 單位 Garden Duplex 花園複式 G1	G2	G3	G5
Floor-to-floor height (refers to the height between the top surface of the structural slab of a floor and the top surface of the structural slab of its immediate upper floor) of each residential property (m) 每個住宅物業的層與層之間的高度(指該樓層之石屎地台面與上一層石屎地台面之高度距離)(米)	LG/F 地下低層	3.350	3.450	3.500	3.850
		4.650			
		7.000			
Thickness of the floor slabs (excluding plaster) of each residential property (mm) 每個住宅物業的樓板(不包括灰泥)的厚度(毫米)	LG/F 地下低層	150	175	250	

The internal areas of the residential properties on the upper floors will generally be slightly larger than those on the lower floors because of the reducing thickness of the structural walls on the upper floors.
因住宅物業的較高樓層的結構牆的厚度遞減，較高樓層的內部面積，一般比較低樓層的內部面積稍大。

Remark : The dimensions in the floor plans are all structural dimensions in millimetre.
備註：樓面平面圖之尺規所列數字為以毫米標示之建築結構尺寸。

LEGEND I 圖例 1

A/C PLANT ROOM (UNCOVERED)	= Air Conditioner Plant Room (uncovered) 空調機房 (沒有上蓋)
A/C PLANT ROOM	= Air Conditioner Plant Room 空調機房
A/C PLATFORM	= Air Conditioner Platform 空調機平台
A/C PLATFORM ABOVE	= Air Conditioner Platform Above 上層空調機平台
ACOUSTIC FIN	= 隔音牆
AD	= Air Duct 通風管道槽
AF	= Architectural Feature 建築裝飾
AF ABOVE	= Architectural Feature Above 上層建築裝飾
AF ON 1/F	= 建築裝飾於1樓
B	= Bathroom 浴室
BAL	= Balcony 露台
BALCONY ABOVE	= Balcony above 上層露台
BR	= Bedroom 睡房
BUILDING LINE ABOVE	= 上方之建築邊線
CANOPY	= 簷篷
CANOPY ABOVE	= 上層簷篷
CD	= Cable Duct 電線管道槽
CFR	= Common Flat Roof 公用平台
CPR	= Common Pitched Roof 公用傾斜屋頂
CONS	= Conservatory 溫室
CURTAIN WALL ABOVE	= 上方之幕牆
DN	= Down 下
DIN	= Dining Room 飯廳
DOG HOUSE	= Mechanical & Electrical Services Duct Connecting to the Floor Below 連接下層的機電設施管道
DPMR	= Drainage Pipe Maintenance Room 排水管維修房
ELV	= Extra Low Voltage Duct 低電壓管道
EMR	= Electricity Meter Room 電錶房
ENTRANCE HALL	= 入口大堂
FAMILY ROOM	= 家庭廳
FLAT ROOF	= 平台
GARDEN	= 花園
HR	= Hose Reel 消防喉轆

N

Scale 比例
0M/米　5M/米

Block D 座　G/F (Part Plan) 地下(部分平面圖)

Description 描述		Residential Unit 單位 Garden Duplex 花園複式			
		G1	G2	G3	G5
Floor-to-floor height (refers to the height between the top surface of the structural slab of a floor and the top surface of the structural slab of its immediate upper floor) of each residential property (m) 每個住宅物業的層與層之間的高度(指該樓層之石屎地台面與上一層石屎地台面之高度距離)(米)	G/F 地下	3.150 3.200 3.300 3.475 3.500 3.550 3.850			
Thickness of the floor slabs (excluding plaster) of each residential property (mm) 每個住宅物業的樓板(不包括灰泥)的厚度(毫米)	G/F 地下	150 175 225 300			

The internal areas of the residential properties on the upper floors will generally be slightly larger than those on the lower floors because of the reducing thickness of the structural walls on the upper floors.
因住宅物業的較高樓層的結構牆的厚度遞減，較高樓層的內部面積，一般比較低樓層的內部面積稍大。

Remark : The dimensions in the floor plans are all structural dimensions in millimetre.
備註：樓面平面圖之尺規所列數字為以毫米標示之建築結構尺寸。

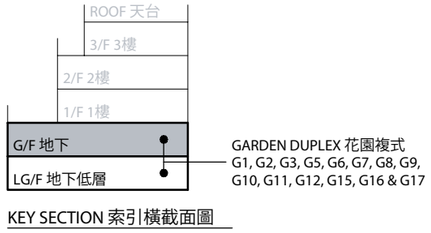

KEY SECTION 索引橫截面圖

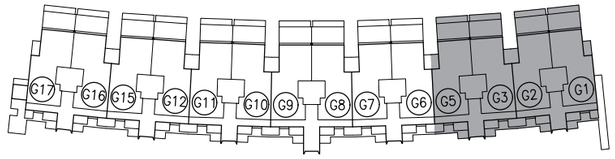

KEY PLAN 索引圖

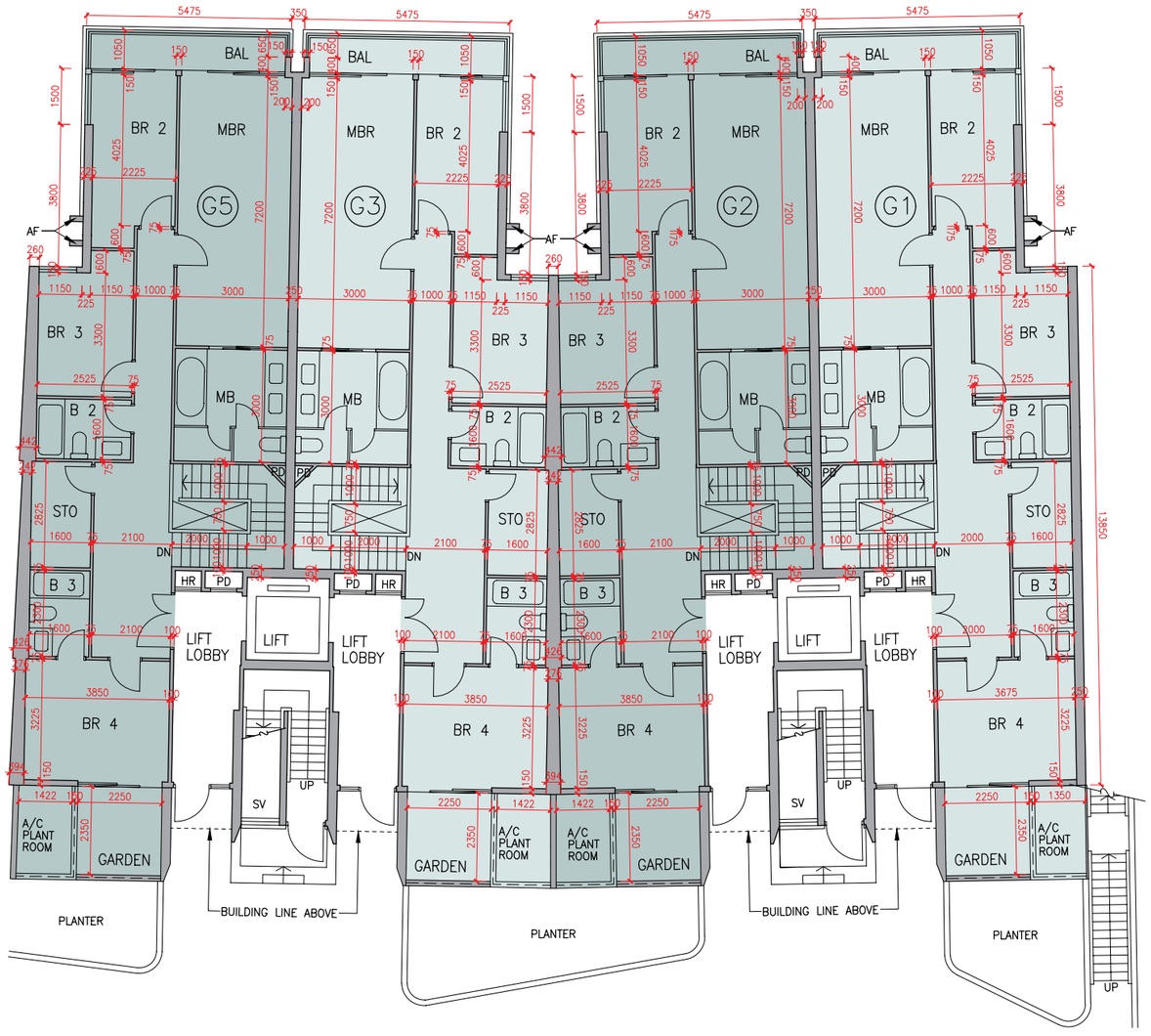

N

Scale 比例
0M/米　5M/米

LEGEND 2　圖例 2

JACUZZI	= 按摩池	RS & MRR	= Refuse Storage & Material Recovery Room 垃圾及物料回收室
KIT	= Kitchen 廚房		
LAV	= Lavatory 洗手間	SKYLIGHT	= 天窗
LIFT	= 升降機	SV	= Smoke Vent 排煙口
LIFT LOBBY	= 升降機大堂	STO	= Store 儲物房
LIFT SHAFT	= 升降機槽	SWIMMING POOL	= 游泳池
LIV	= Living Room 客廳	TOP OF BALCONY	= 下層露台上蓋
LIV / DIN	= Living / Dining Room 客/飯廳	TOP OF CURTAIN WALL	= 幕牆頂部
MAF	= Metal Architectural Feature 金屬建築裝飾	TOP OF U/P	= Top of Utility Platform 下層工作平台上蓋
MBR	= Master Bedroom 主人睡房	UP	= Up 上
MB	= Master Bathroom 主人浴室	U/P	= Utility Platform 工作平台
OPEN PIPE WELL	= 開放式管道井	U/P ABOVE	= Utility Platform Above 上層工作平台
OWM	= Openable Window For Maintenance 維修窗口	VOID	= 中空
PANTRY	= 備餐間	VOID ABOVE	= 上層中空
PLANTER	= 花槽	WALK-IN CLOSET	= 衣帽間
PITCHED ROOF	= 斜天台	WMC	= Water Meter Cabinet 水錶箱
PD	= Pipe Duct 管道槽	WMR	= Water Meter Room 水錶房
PLANTER	= 花槽		
ROOF	= 天台		

Block D 座　1/F (Part Plan) 1樓(部分平面圖)

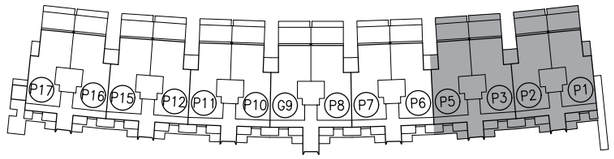

KEY PLAN 索引圖

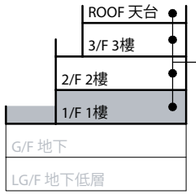

KEY SECTION 索引橫截面圖

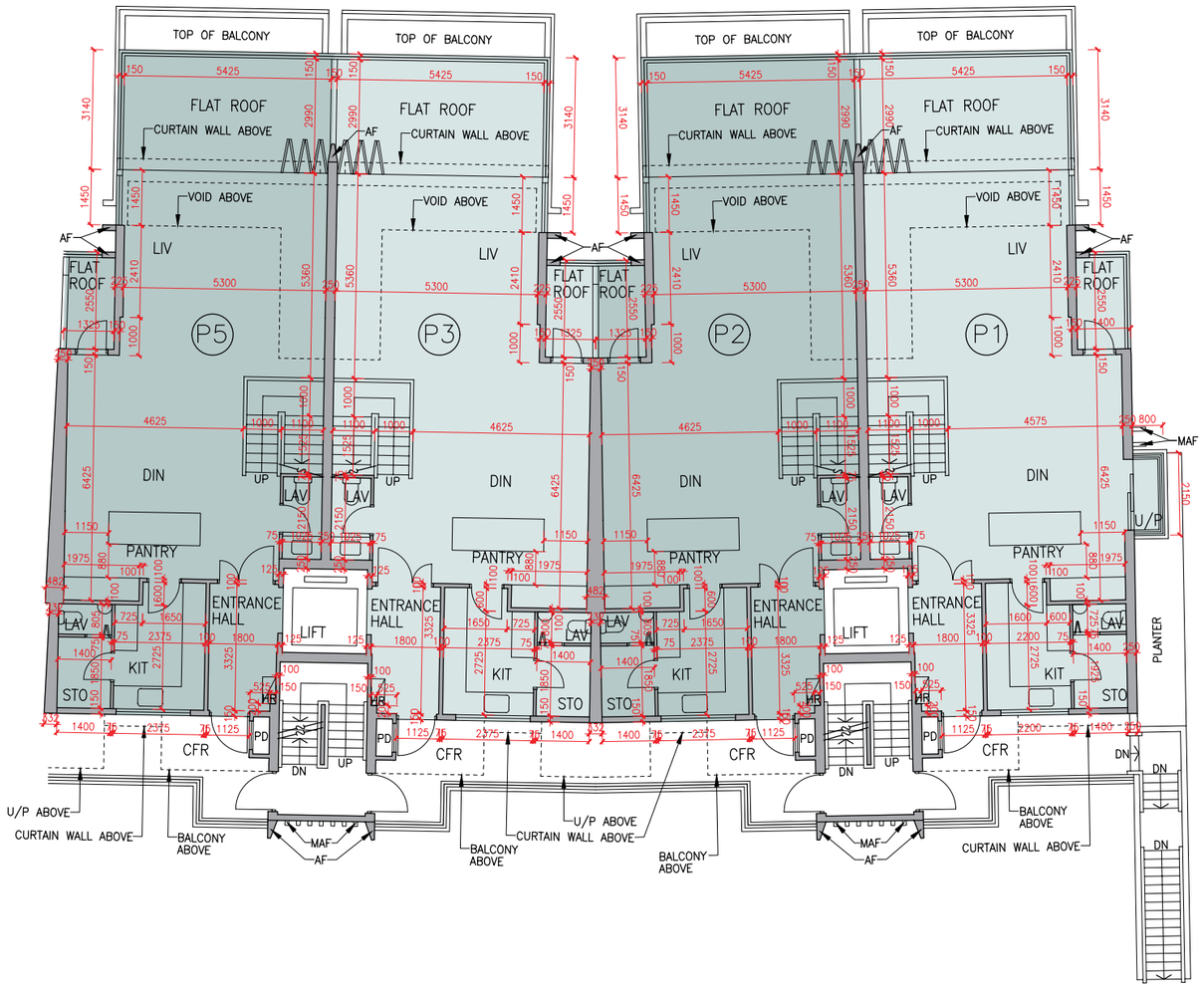

Description 描述		Residential Unit 單位 Penthouse Triplex 頂層三複式 P1	P2	P3	P5
Floor-to-floor height (refers to the height between the top surface of the structural slab of a floor and the top surface of the structural slab of its immediate upper floor) of each residential property (m) 每個住宅物業的層與層之間的高度(指該樓層之石屎地台面與上一層石屎地台面之高度距離)(米)	1/F 1樓	3.500	3.525	3.850	6.700 7.000
Thickness of the floor slabs (excluding plaster) of each residential property (mm) 每個住宅物業的樓板(不包括灰泥)的厚度(毫米)	1/F 1樓	150	175	200	

The internal areas of the residential properties on the upper floors will generally be slightly larger than those on the lower floors because of the reducing thickness of the structural walls on the upper floors.
因住宅物業的較高樓層的結構牆的厚度遞減，較高樓層的內部面積，一般比較低樓層的內部面積稍大。

Remarks : 1. The dimensions in the floor plans are all structural dimensions in millimetre.
2. The entrance hall (serving as a private lift lobby) forms part of a residential property, is not a common part of the Development. Where applicable, the saleable area of the relevant residential properties specified in the section "Area of Residential Properties in the Development" already includes the floor areas of such entrance hall. The Authorised Person for the Development has certified that (a) there is no restriction on the usage of such entrance hall which will affect owner's enjoyment of the relevant residential property and (b) such entrance hall is made for the exclusive use of the owner of the relevant residential property.

備註：1. 樓面平面圖之尺規所列數字為以毫米標示之建築結構尺寸。
2. 入口大堂(作為私人升降機大堂)屬住宅物業一部分，並非發展項目之公用部分。如適用，在「發展項目中的住宅物業的面積」部分內所列出的有關住宅物業之實用面積包括該入口大堂之樓面面積。發展項目的認可人士已證明入口大堂(a)在使用上沒有限制亦不會對相關住宅物業業主享用該住宅物業造成影響及(b)是專供相關住宅物業業主使用而設。

LEGEND I 圖例 1

A/C PLANT ROOM (UNCOVERED)	= Air Conditioner Plant Room (uncovered) 空調機房 (沒有上蓋)	CD	= Cable Duct 電線管道槽
A/C PLANT ROOM	= Air Conditioner Plant Room 空調機房	CFR	= Common Flat Roof 公用平台
A/C PLATFORM	= Air Conditioner Platform 空調機平台	CPR	= Common Pitched Roof 公用傾斜屋頂
A/C PLATFORM ABOVE	= Air Conditioner Platform Above 上層空調機平台	CONS	= Conservatory 溫室
ACOUSTIC FIN	= 隔音牆	CURTAIN WALL ABOVE	= 上方之幕牆
AD	= Air Duct 通風管道槽	DN	= Down 下
AF	= Architectural Feature 建築裝飾	DIN	= Dining Room 飯廳
AF ABOVE	= Architectural Feature Above 上層建築裝飾	DOG HOUSE	= Mechanical & Electrical Services Duct Connecting to the Floor Below 連接下層的機電設施管道
AF ON 1/F	= 建築裝飾於1樓	DPMR	= Drainage Pipe Maintenance Room 排水管維修房
B	= Bathroom 浴室	ELV	= Extra Low Voltage Duct 低電壓管道
BAL	= Balcony 露台	EMR	= Electricity Meter Room 電錶房
BALCONY ABOVE	= Balcony above 上層露台	ENTRANCE HALL	= 入口大堂
BR	= Bedroom 睡房	FAMILY ROOM	= 家庭廳
BUILDING LINE ABOVE	= 上方之建築邊線	FLAT ROOF	= 平台
CANOPY	= 簷篷	GARDEN	= 花園
CANOPY ABOVE	= 上層簷篷	HR	= Hose Reel 消防喉轆

Scale 比例
0M/米　5M/米

Block D 座　2/F (Part Plan) 2樓(部分平面圖)

Description 描述		Residential Unit 單位 Penthouse Triplex 頂層三複式			
		P1	P2	P3	P5
Floor-to-floor height (refers to the height between the top surface of the structural slab of a floor and the top surface of the structural slab of its immediate upper floor) of each residential property (m) 每個住宅物業的層與層之間的高度(指該樓層之石屎地台面與上一層石屎地台面之高度距離)(米)	2/F 2樓	3.200	3.260	3.450	3.500
Thickness of the floor slabs (excluding plaster) of each residential property (mm) 每個住宅物業的樓板(不包括灰泥)的厚度(毫米)	2/F 2樓	150	175	200	

The internal areas of the residential properties on the upper floors will generally be slightly larger than those on the lower floors because of the reducing thickness of the structural walls on the upper floors.
因住宅物業的較高樓層的結構牆的厚度遞減，較高樓層的內部面積，一般比較低樓層的內部面積稍大。

Remark : The dimensions in the floor plans are all structural dimensions in millimetre.
備註：樓面平面圖之尺規所列數字為以毫米標示之建築結構尺寸。

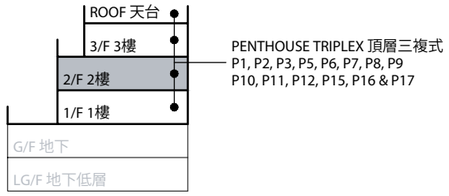

KEY SECTION 索引橫截面圖

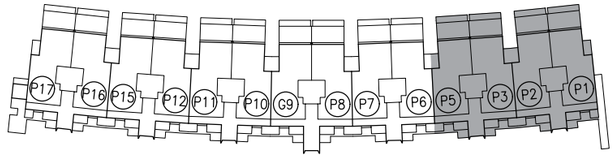

KEY PLAN 索引圖

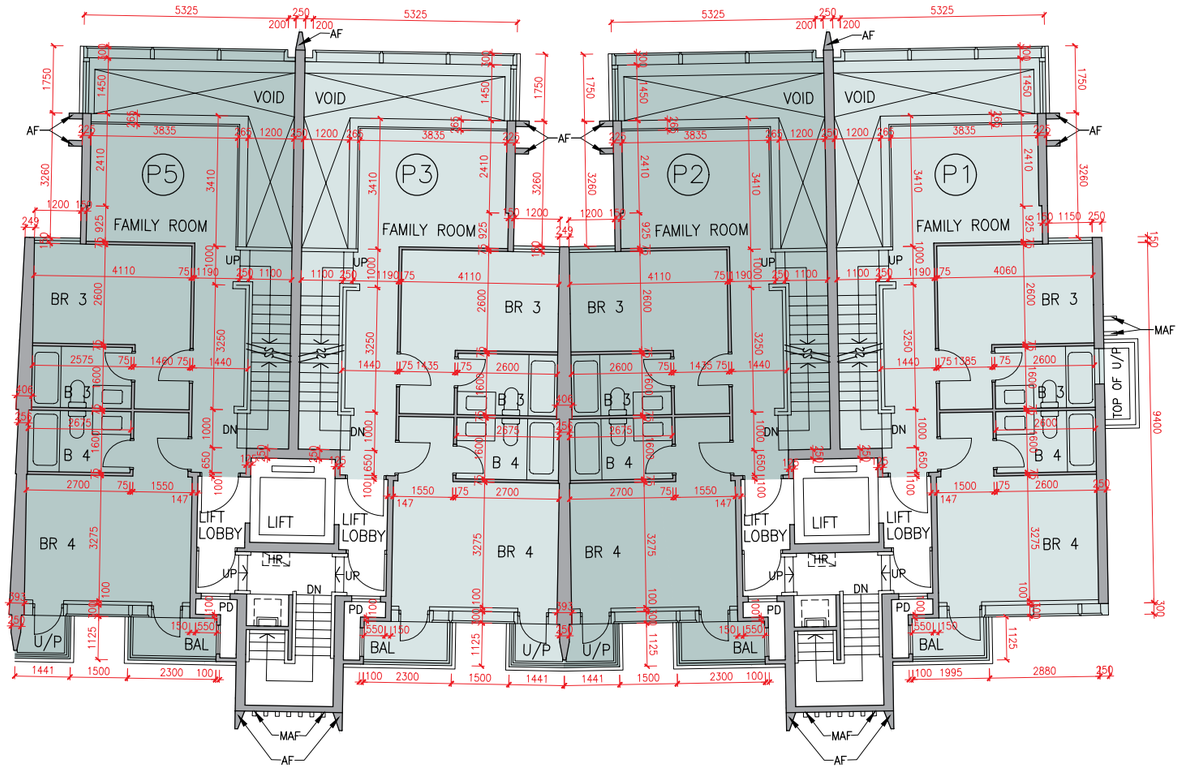

LEGEND 2　圖例 2

JACUZZI	= 按摩池	RS & MRR	= Refuse Storage & Material Recovery Room 垃圾及物料回收室
KIT	= Kitchen 廚房		
LAV	= Lavatory 洗手間		
LIFT	= 升降機	SKYLIGHT	= 天窗
LIFT LOBBY	= 升降機大堂	SV	= Smoke Vent 排煙口
LIFT SHAFT	= 升降機槽	STO	= Store 儲物房
LIV	= Living Room 客廳	SWIMMING POOL	= 游泳池
LIV / DIN	= Living / Dining Room 客/飯廳	TOP OF BALCONY	= 下層露台上蓋
MAF	= Metal Architectural Feature 金屬建築裝飾	TOP OF CURTAIN WALL	= 幕牆頂部
		TOP OF U/P	= Top of Utility Platform 下層工作平台上蓋
MBR	= Master Bedroom 主人睡房		
MB	= Master Bathroom 主人浴室	UP	= Up 上
OPEN PIPE WELL	= 開放式管道井	U/P	= Utility Platform 工作平台
OWM	= Openable Window For Maintenance 維修窗口	U/P ABOVE	= Utility Platform Above 上層工作平台
PANTRY	= 備餐間	VOID	= 中空
PLANTER	= 花槽	VOID ABOVE	= 上層中空
PITCHED ROOF	= 斜天台	WALK-IN CLOSET	= 衣帽間
PD	= Pipe Duct 管道槽	WMC	= Water Meter Cabinet 水錶箱
PLANTER	= 花槽	WMR	= Water Meter Room 水錶房
ROOF	= 天台		

N

Scale 比例
0M/米　5M/米

Block D 座　3/F (Part Plan) 3樓(部分平面圖)

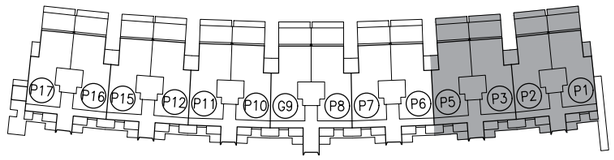

KEY PLAN 索引圖

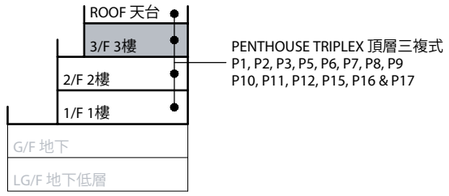

KEY SECTION 索引橫截面圖

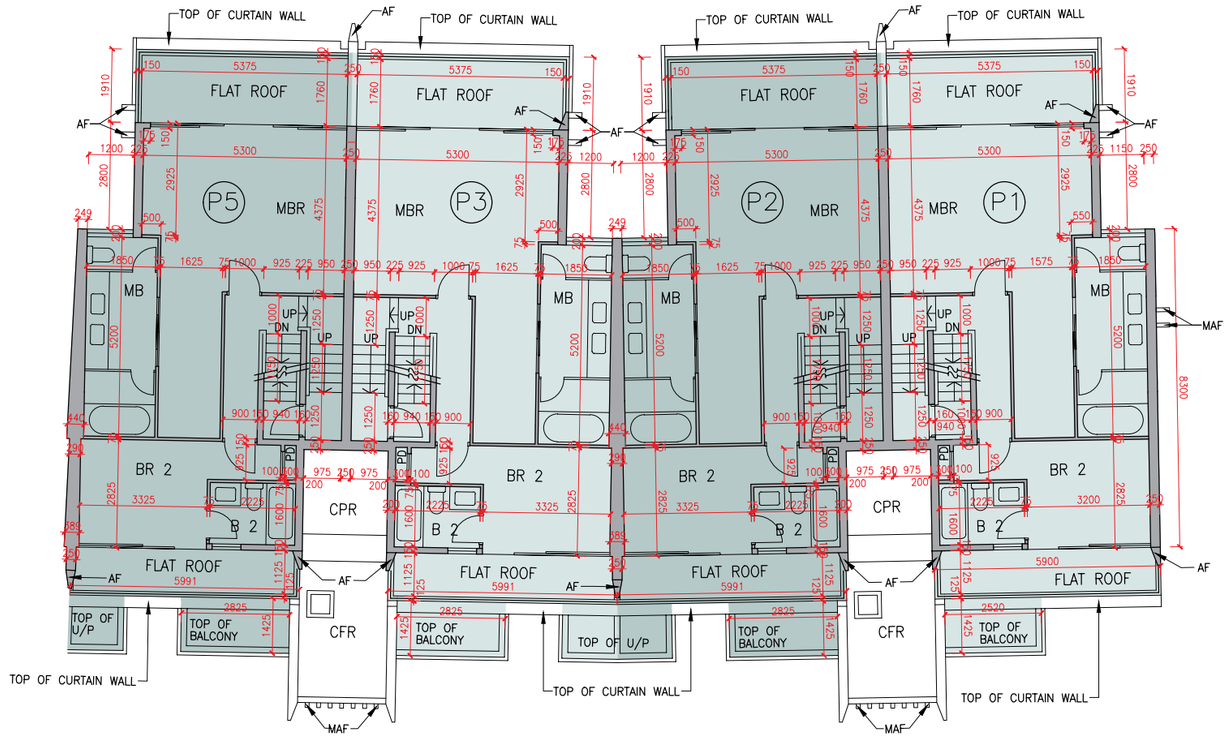

Description 描述		Residential Unit 單位			
		Penthouse Triplex 頂層三複式			
		P1	P2	P3	P5
Floor-to-floor height (refers to the height between the top surface of the structural slab of a floor and the top surface of the structural slab of its immediate upper floor) of each residential property (m) 每個住宅物業的層與層之間的高度(指該樓層之石屎地台面與上一層石屎地台面之高度距離)(米)	3/F 3樓	3.500	3.550	3.800	
Thickness of the floor slabs (excluding plaster) of each residential property (mm) 每個住宅物業的樓板(不包括灰泥)的厚度(毫米)	3/F 3樓	150	175		

The internal areas of the residential properties on the upper floors will generally be slightly larger than those on the lower floors because of the reducing thickness of the structural walls on the upper floors.
因住宅物業的較高樓層的結構牆的厚度遞減，較高樓層的內部面積，一般比較低樓層的內部面積稍大。

Remark : The dimensions in the floor plans are all structural dimensions in millimetre.
備註：樓面平面圖之尺規所列數字為以毫米標示之建築結構尺寸。

LEGEND I 圖例 1

A/C PLANT ROOM (UNCOVERED)	= Air Conditioner Plant Room (uncovered) 空調機房 (沒有上蓋)	CD	= Cable Duct 電線管道槽
A/C PLANT ROOM	= Air Conditioner Plant Room 空調機房	CFR	= Common Flat Roof 公用平台
A/C PLATFORM	= Air Conditioner Platform 空調機平台	CPR	= Common Pitched Roof 公用傾斜屋頂
A/C PLATFORM ABOVE	= Air Conditioner Platform Above 上層空調機平台	CONS	= Conservatory 溫室
ACOUSTIC FIN	= 隔音牆	CURTAIN WALL ABOVE	= 上方之幕牆
AD	= Air Duct 通風管道槽	DN	= Down 下
AF	= Architectural Feature 建築裝飾	DIN	= Dining Room 飯廳
AF ABOVE	= Architectural Feature Above 上層建築裝飾	DOG HOUSE	= Mechanical & Electrical Services Duct Connecting to the Floor Below 連接下層的機電設施管道
AF ON 1/F	= 建築裝飾於1樓	DPMR	= Drainage Pipe Maintenance Room 排水管維修房
B	= Bathroom 浴室	ELV	= Extra Low Voltage Duct 低電壓管道
BAL	= Balcony 露台	EMR	= Electricity Meter Room 電錶房
BALCONY ABOVE	= Balcony above 上層露台	ENTRANCE HALL	= 入口大堂
BR	= Bedroom 睡房	FAMILY ROOM	= 家庭廳
BUILDING LINE ABOVE	= 上方之建築邊線	FLAT ROOF	= 平台
CANOPY	= 簷篷	GARDEN	= 花園
CANOPY ABOVE	= 上層簷篷	HR	= Hose Reel 消防喉轆

N

Scale 比例　0M/米　5M/米

Block D 座　Roof (Part Plan) 天台(部分平面圖)

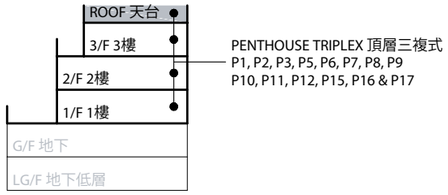

KEY SECTION 索引橫截面圖

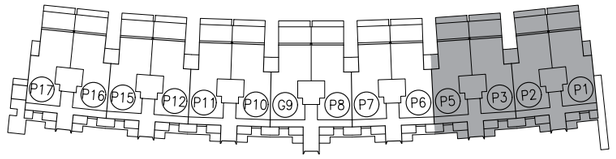

KEY PLAN 索引圖

The internal areas of the residential properties on the upper floors will generally be slightly larger than those on the lower floors because of the reducing thickness of the structural walls on the upper floors.
因住宅物業的較高樓層的結構牆的厚度遞減，較高樓層的內部面積，一般比較低樓層的內部面積稍大。

Remark : The dimensions in the floor plans are all structural dimensions in millimetre.
備註：樓面平面圖之尺規所列數字為以毫米標示之建築結構尺寸。

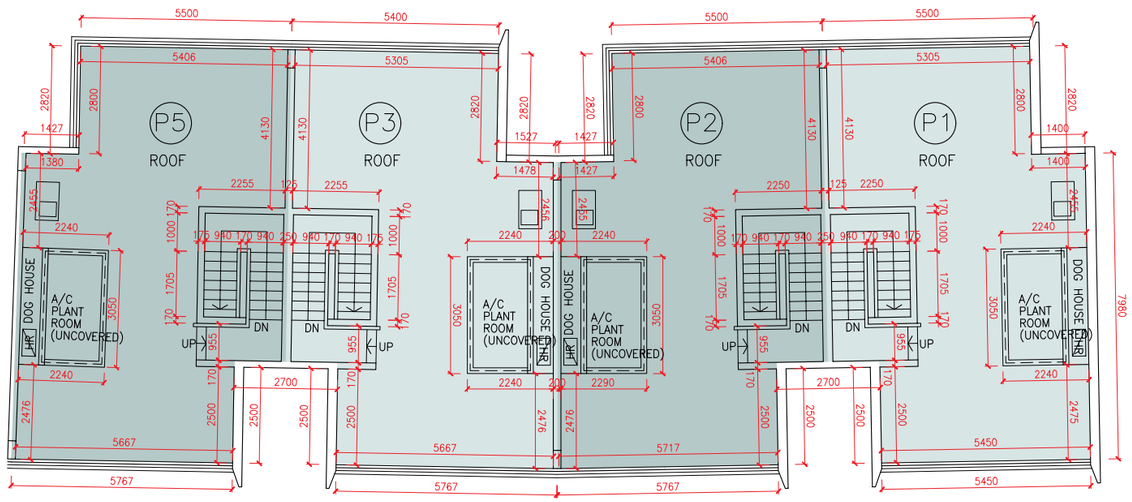

LEGEND 2　圖例 2

JACUZZI	= 按摩池	RS & MRR	= Refuse Storage & Material Recovery Room 垃圾及物料回收室
KIT	= Kitchen 廚房	SKYLIGHT	= 天窗
LAV	= Lavatory 洗手間	SV	= Smoke Vent 排煙口
LIFT	= 升降機	STO	= Store 儲物房
LIFT LOBBY	= 升降機大堂	SWIMMING POOL	= 游泳池
LIFT SHAFT	= 升降機槽	TOP OF BALCONY	= 下層露台上蓋
LIV	= Living Room 客廳	TOP OF CURTAIN WALL	= 幕牆頂部
LIV / DIN	= Living / Dining Room 客/飯廳	TOP OF U/P	= Top of Utility Platform 下層工作平台上蓋
MAF	= Metal Architectural Feature 金屬建築裝飾	UP	= Up 上
MBR	= Master Bedroom 主人睡房	U/P	= Utility Platform 工作平台
MB	= Master Bathroom 主人浴室	U/P ABOVE	= Utility Platform Above 上層工作平台
OPEN PIPE WELL	= 開放式管道井	VOID	= 中空
OWM	= Openable Window For Maintenance 維修窗口	VOID ABOVE	= 上層中空
PANTRY	= 備餐間	WALK-IN CLOSET	= 衣帽間
PLANTER	= 花槽	WMC	= Water Meter Cabinet 水錶箱
PITCHED ROOF	= 斜天台	WMR	= Water Meter Room 水錶房
PD	= Pipe Duct 管道槽		
PLANTER	= 花槽		
ROOF	= 天台		

N

Scale 比例
0M/米　5M/米

Block D 座　LG/F (Part Plan) 地下低層(部分平面圖)

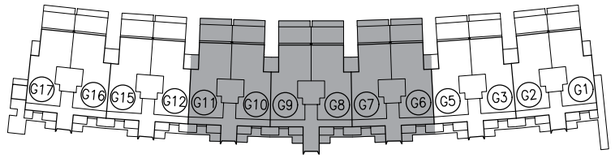

KEY PLAN 索引圖

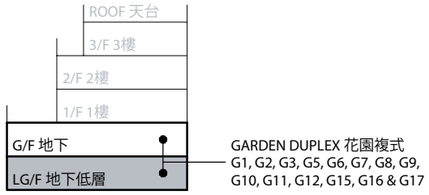

KEY SECTION 索引橫截面圖

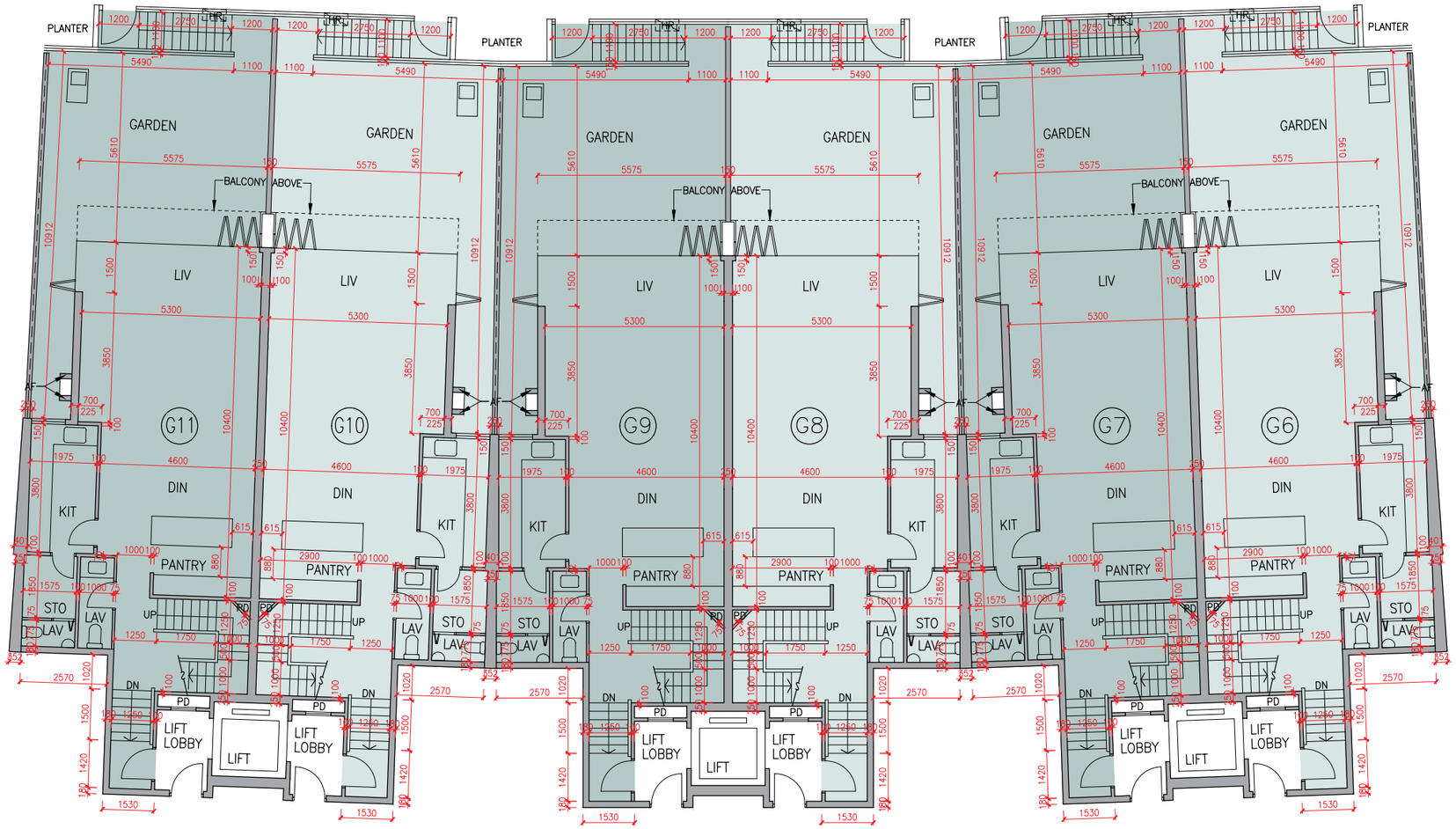

N

Scale 比例

0M/米　5M/米

Description 描述		Residential Unit 單位					
		Garden Duplex 花園複式					
		G6	G7	G8	G9	G10	G11
Floor-to-floor height (refers to the height between the top surface of the structural slab of a floor and the top surface of the structural slab of its immediate upper floor) of each residential property (m) 每個住宅物業的層與層之間的高度(指該樓層之石屎地台面與上一層石屎地台面之高度距離)(米)	LG/F 地下低層	3.350 3.450 3.500 3.850 4.650 7.000					
Thickness of the floor slabs (excluding plaster) of each residential property (mm) 每個住宅物業的樓板(不包括灰泥)的厚度(毫米)	LG/F 地下低層	150 175 250					

The internal areas of the residential properties on the upper floors will generally be slightly larger than those on the lower floors because of the reducing thickness of the structural walls on the upper floors.
因住宅物業的較高樓層的結構牆的厚度遞減，較高樓層的內部面積，一般比較低樓層的內部面積稍大。

Remark : The dimensions in the floor plans are all structural dimensions in millimetre.
備註：樓面平面圖之尺規所列數字為以毫米標示之建築結構尺寸。

LEGEND 1 圖例 1

A/C PLANT ROOM (UNCOVERED)	= Air Conditioner Plant Room (uncovered) 空調機房 (沒有上蓋)	CD	= Cable Duct 電線管道槽
A/C PLANT ROOM	= Air Conditioner Plant Room 空調機房	CFR	= Common Flat Roof 公用平台
A/C PLATFORM	= Air Conditioner Platform 空調機平台	CPR	= Common Pitched Roof 公用傾斜屋頂
A/C PLATFORM ABOVE	= Air Conditioner Platform Above 上層空調機平台	CONS	= Conservatory 溫室
ACOUSTIC FIN	= 隔音牆	CURTAIN WALL ABOVE	= 上方之幕牆
AD	= Air Duct 通風管道槽	DN	= Down 下
AF	= Architectural Feature 建築裝飾	DIN	= Dining Room 飯廳
AF ABOVE	= Architectural Feature Above 上層建築裝飾	DOG HOUSE	= Mechanical & Electrical Services Duct Connecting to the Floor Below 連接下層的機電設施管道
AF ON 1/F	= 建築裝飾於1樓	DPMR	= Drainage Pipe Maintenance Room 排水管維修房
B	= Bathroom 浴室	ELV	= Extra Low Voltage Duct 低電壓管道
BAL	= Balcony 露台	EMR	= Electricity Meter Room 電錶房
BALCONY ABOVE	= Balcony above 上層露台	ENTRANCE HALL	= 入口大堂
BR	= Bedroom 睡房	FAMILY ROOM	= 家庭廳
BUILDING LINE ABOVE	= 上方之建築邊線	FLAT ROOF	= 平台
CANOPY	= 簷篷	GARDEN	= 花園
CANOPY ABOVE	= 上層簷篷	HR	= Hose Reel 消防喉轆

Block D 座　G/F (Part Plan) 地下(部分平面圖)

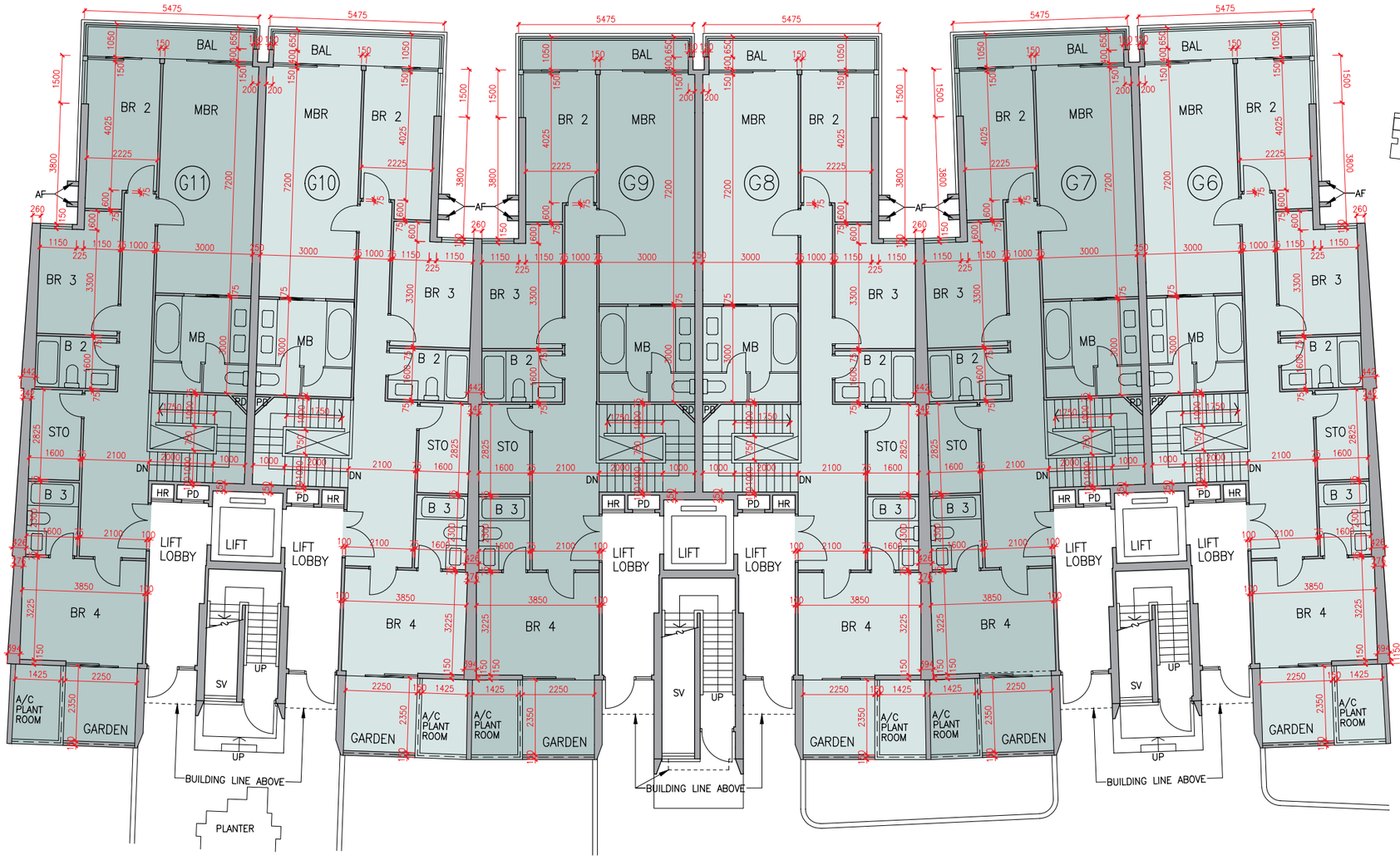

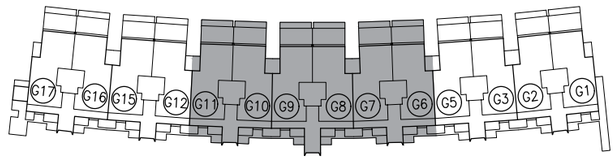

KEY PLAN 索引圖

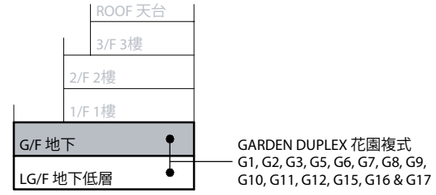

KEY SECTION 索引橫截面圖

N

Scale 比例
0M/米　5M/米

LEGEND 2　圖例 2

JACUZZI	= 按摩池	RS & MRR	= Refuse Storage & Material Recovery Room 垃圾及物料回收室
KIT	= Kitchen 廚房	SKYLIGHT	= 天窗
LAV	= Lavatory 洗手間	SV	= Smoke Vent 排煙口
LIFT	= 升降機	STO	= Store 儲物房
LIFT LOBBY	= 升降機大堂	SWIMMING POOL	= 游泳池
LIFT SHAFT	= 升降機槽	TOP OF BALCONY	= 下層露台上蓋
LIV	= Living Room 客廳	TOP OF CURTAIN WALL	= 幕牆頂部
LIV / DIN	= Living / Dining Room 客/飯廳	TOP OF U/P	= Top of Utility Platform 下層工作平台上蓋
MAF	= Metal Architectural Feature 金屬建築裝飾	UP	= Up 上
MBR	= Master Bedroom 主人睡房	U/P	= Utility Platform 工作平台
MB	= Master Bathroom 主人浴室	U/P ABOVE	= Utility Platform Above 上層工作平台
OPEN PIPE WELL	= 開放式管道井	VOID	= 中空
OWM	= Openable Window For Maintenance 維修窗口	VOID ABOVE	= 上層中空
PANTRY	= 備餐間	WALK-IN CLOSET	= 衣帽間
PLANTER	= 花槽	WMC	= Water Meter Cabinet 水錶箱
PITCHED ROOF	= 斜天台	WMR	= Water Meter Room 水錶房
PD	= Pipe Duct 管道槽		
PLANTER	= 花槽		
ROOF	= 天台		

The internal areas of the residential properties on the upper floors will generally be slightly larger than those on the lower floors because of the reducing thickness of the structural walls on the upper floors.
因住宅物業的較高樓層的結構牆的厚度遞減，較高樓層的內部面積，一般比較低樓層的內部面積稍大。

Remark: The dimensions in the floor plans are all structural dimensions in millimetre.
備註：樓面平面圖之尺規所列數字為以毫米標示之建築結構尺寸。

Description 描述		Residential Unit 單位					
		Garden Duplex 花園複式					
		G6	G7	G8	G9	G10	G11
Floor-to-floor height (refers to the height between the top surface of the structural slab of a floor and the top surface of the structural slab of its immediate upper floor) of each residential property (m) 每個住宅物業的層與層之間的高度(指該樓層之石屎地台面與上一層石屎地台面之高度距離)(米)	G/F 地下	3.150	3.200	3.300	3.475	3.500	3.550
							3.850
Thickness of the floor slabs (excluding plaster) of each residential property (mm) 每個住宅物業的樓板(不包括灰泥)的厚度(毫米)	G/F 地下	150	175	225	300		

Block D 座　1/F (Part Plan) 1樓(部分平面圖)

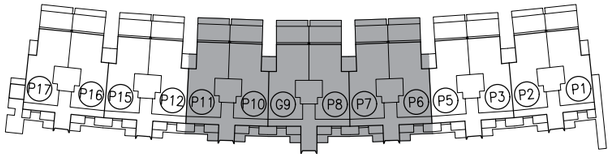

KEY PLAN 索引圖

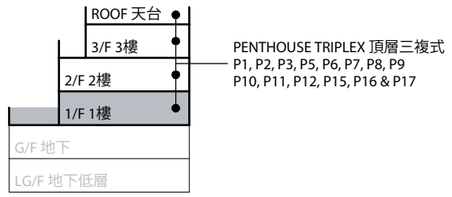

KEY SECTION 索引橫截面圖

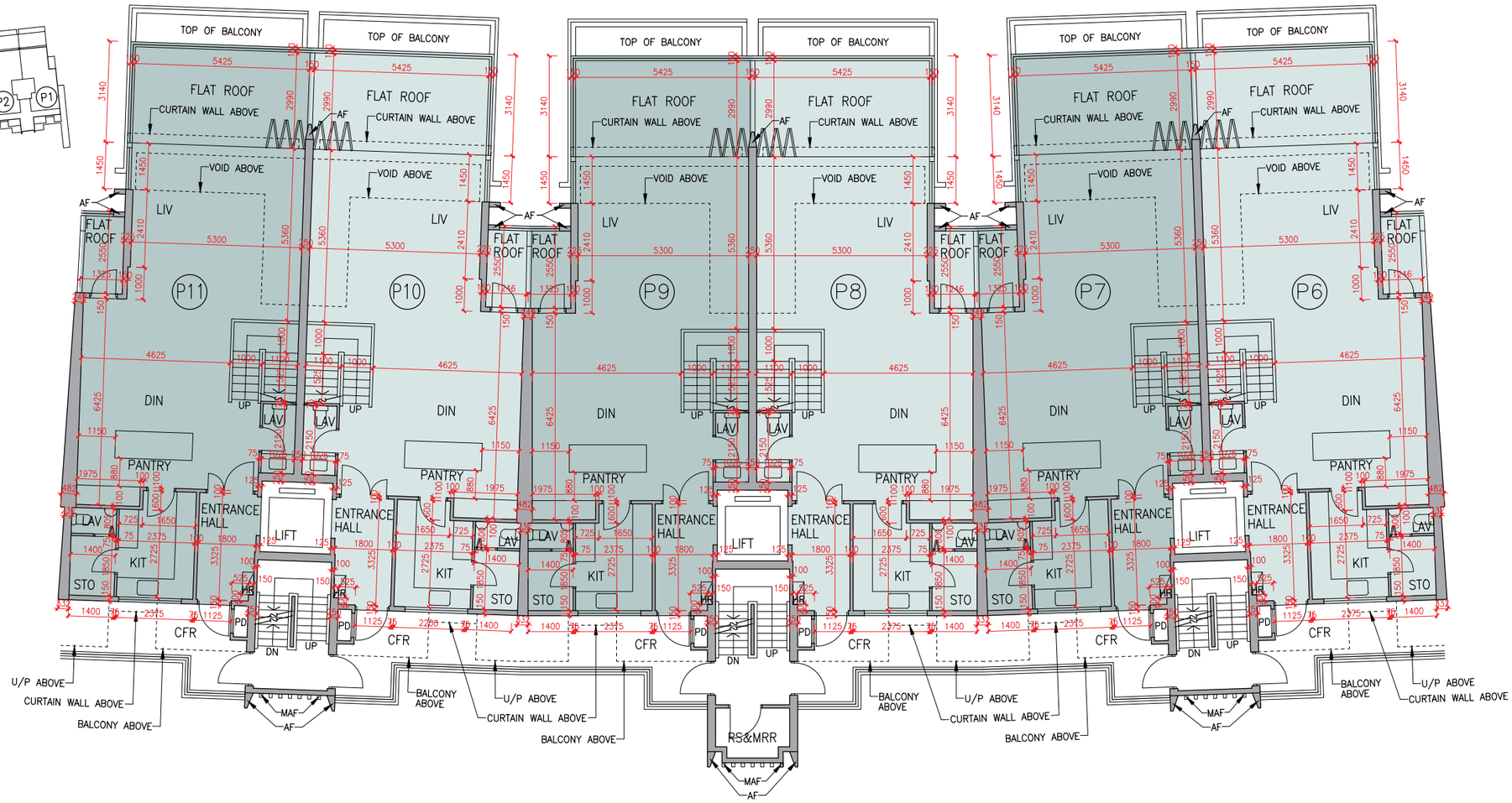

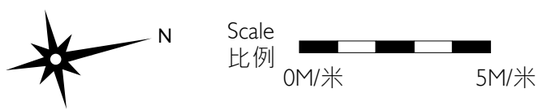

Description 描述		Residential Unit 單位					
		Penthouse Triplex 頂層三複式					
		P6	P7	P8	P9	P10	P11
Floor-to-floor height (refers to the height between the top surface of the structural slab of a floor and the top surface of the structural slab of its immediate upper floor) of each residential property (m) 每個住宅物業的層與層之間的高度(指該樓層之石屎地台面與上一層石屎地台面之高度距離)(米)	1/F 1樓	3.500 3.525 3.850 6.700 7.000					
Thickness of the floor slabs (excluding plaster) of each residential property (mm) 每個住宅物業的樓板(不包括灰泥)的厚度(毫米)	1/F 1樓	150 175 200				150 175 200 225	

The internal areas of the residential properties on the upper floors will generally be slightly larger than those on the lower floors because of the reducing thickness of the structural walls on the upper floors.
因住宅物業的較高樓層的結構牆的厚度遞減，較高樓層的內部面積，一般比較低樓層的內部面積稍大。

Remarks : 1. The dimensions in the floor plans are all structural dimensions in millimetre.
2. The entrance hall (serving as a private lift lobby) forms part of a residential property, is not a common part of the Development. Where applicable, the saleable area of the relevant residential properties specified in the section "Area of Residential Properties in the Development" already includes the floor areas of such entrance hall. The Authorised Person for the Development has certified that (a) there is no restriction on the usage of such entrance hall which will affect owner's enjoyment of the relevant residential property and (b) such entrance hall is made for the exclusive use of the owner of the relevant residential property.

備註： 1. 樓面平面圖之尺規所列數字為以毫米標示之建築結構尺寸。
2. 入口大堂(作為私人升降機大堂)屬住宅物業一部分，並非發展項目之公用部分。如適用，在「發展項目中的住宅物業的面積」部分內所列出的有關住宅物業之實用面積包括該入口大堂之樓面面積。發展項目的認可人士已證明入口大堂(a)在使用上沒有限制亦不會對相關住宅物業業主享用該住宅物業造成影響及(b)是專供相關住宅物業業主使用而設。

LEGEND 1　圖例 1

A/C PLANT ROOM (UNCOVERED)	= Air Conditioner Plant Room (uncovered) 空調機房 (沒有上蓋)
A/C PLANT ROOM	= Air Conditioner Plant Room 空調機房
A/C PLATFORM	= Air Conditioner Platform 空調機平台
A/C PLATFORM ABOVE	= Air Conditioner Platform Above 上層空調機平台
ACOUSTIC FIN	= 隔音牆
AD	= Air Duct 通風管道槽
AF	= Architectural Feature 建築裝飾
AF ABOVE	= Architectural Feature Above 上層建築裝飾
AF ON 1/F	= 建築裝飾於1樓
B	= Bathroom 浴室
BAL	= Balcony 露台
BALCONY ABOVE	= Balcony above 上層露台
BR	= Bedroom 睡房
BUILDING LINE ABOVE	= 上方之建築邊線
CANOPY	= 簷篷
CANOPY ABOVE	= 上層簷篷
CD	= Cable Duct 電線管道槽
CFR	= Common Flat Roof 公用平台
CPR	= Common Pitched Roof 公用傾斜屋頂
CONS	= Conservatory 溫室
CURTAIN WALL ABOVE	= 上方之幕牆
DN	= Down 下

Block D 座　2/F (Part Plan) 2樓(部分平面圖)

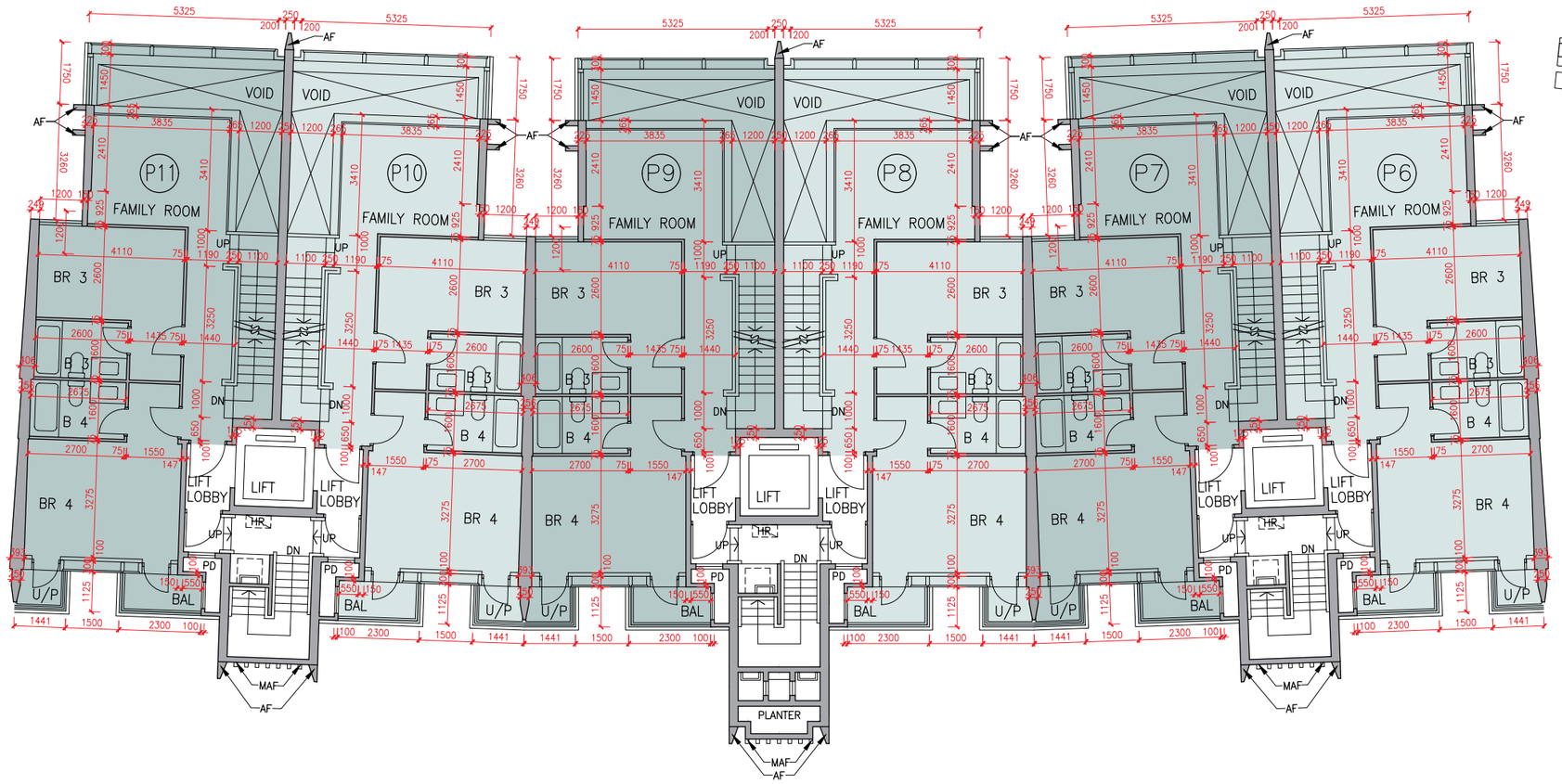

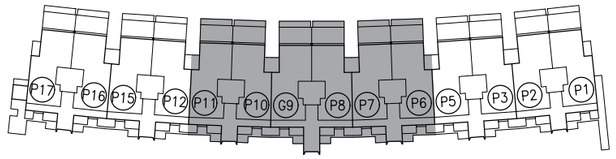

KEY PLAN 索引圖

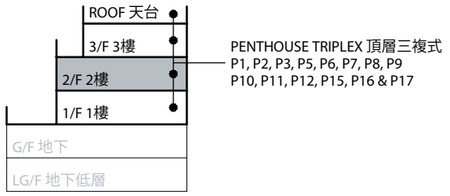

KEY SECTION 索引橫截面圖

N

Scale 比例
0M/米　5M/米

LEGEND 2　圖例 2

DIN	= Dining Room 飯廳
DOG HOUSE	= Mechanical & Electrical Services Duct Connecting to the Floor Below 連接下層的機電設施管道
DPMR	= Drainage Pipe Maintenance Room 排水管維修房
ELV	= Extra Low Voltage Duct 低電壓管道
EMR	= Electricity Meter Room 電錶房
ENTRANCE HALL	= 入口大堂
FAMILY ROOM	= 家庭廳
FLAT ROOF	= 平台
GARDEN	= 花園
HR	= Hose Reel 消防喉轆
JACUZZI	= 按摩池
KIT	= Kitchen 廚房
LAV	= Lavatory 洗手間
LIFT	= 升降機
LIFT LOBBY	= 升降機大堂
LIFT SHAFT	= 升降機槽
LIV	= Living Room 客廳
LIV / DIN	= Living / Dining Room 客/飯廳
MAF	= Metal Architectural Feature 金屬建築裝飾
MBR	= Master Bedroom 主人睡房
MB	= Master Bathroom 主人浴室
OPEN PIPE WELL	= 開放式管道井
OWM	= Openable Window For Maintenance 維修窗口
PANTRY	= 備餐間
PLANTER	= 花槽
PITCHED ROOF	= 斜天台
PD	= Pipe Duct 管道槽
PLANTER	= 花槽
ROOF	= 天台
RS & MRR	= Refuse Storage & Material Recovery Room 垃圾及物料回收室
SKYLIGHT	= 天窗
SV	= Smoke Vent 排煙口
STO	= Store 儲物房
SWIMMING POOL	= 游泳池
TOP OF BALCONY	= 下層露台上蓋
TOP OF CURTAIN WALL	= 幕牆頂部
TOP OF U/P	= Top of Utility Platform 下層工作平台上蓋
UP	= Up 上
U/P	= Utility Platform 工作平台
U/P ABOVE	= Utility Platform Above 上層工作平台
VOID	= 中空
VOID ABOVE	= 上層中空
WALK-IN CLOSET	= 衣帽間
WMC	= Water Meter Cabinet 水錶箱
WMR	= Water Meter Room 水錶房

The internal areas of the residential properties on the upper floors will generally be slightly larger than those on the lower floors because of the reducing thickness of the structural walls on the upper floors.
因住宅物業的較高樓層的結構牆的厚度遞減，較高樓層的內部面積，一般比較低樓層的內部面積稍大。

Remark: The dimensions in the floor plans are all structural dimensions in millimetre.
備註：樓面平面圖之尺規所列數字為以毫米標示之建築結構尺寸。

Description 描述		Residential Unit 單位 Penthouse Triplex 頂層三複式 P6	P7	P8	P9	P10	P11
Floor-to-floor height (refers to the height between the top surface of the structural slab of a floor and the top surface of the structural slab of its immediate upper floor) of each residential property (m) 每個住宅物業的層與層之間的高度(指該樓層之石屎地台面與上一層石屎地台面之高度距離)(米)	2/F 2樓	3.200 3.260 3.450 3.500					
Thickness of the floor slabs (excluding plaster) of each residential property (mm) 每個住宅物業的樓板(不包括灰泥)的厚度(毫米)	2/F 2樓	150 175 200					

Block D 座　3/F (Part Plan) 3樓(部分平面圖)

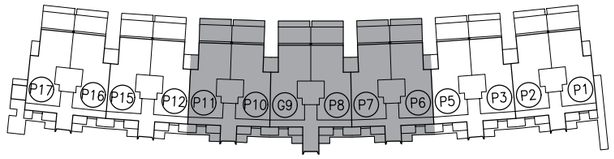

KEY PLAN 索引圖

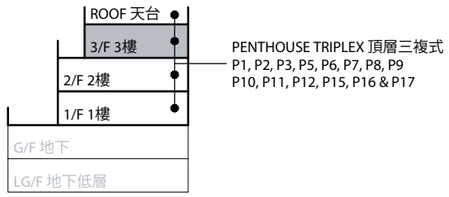

KEY SECTION 索引橫截面圖

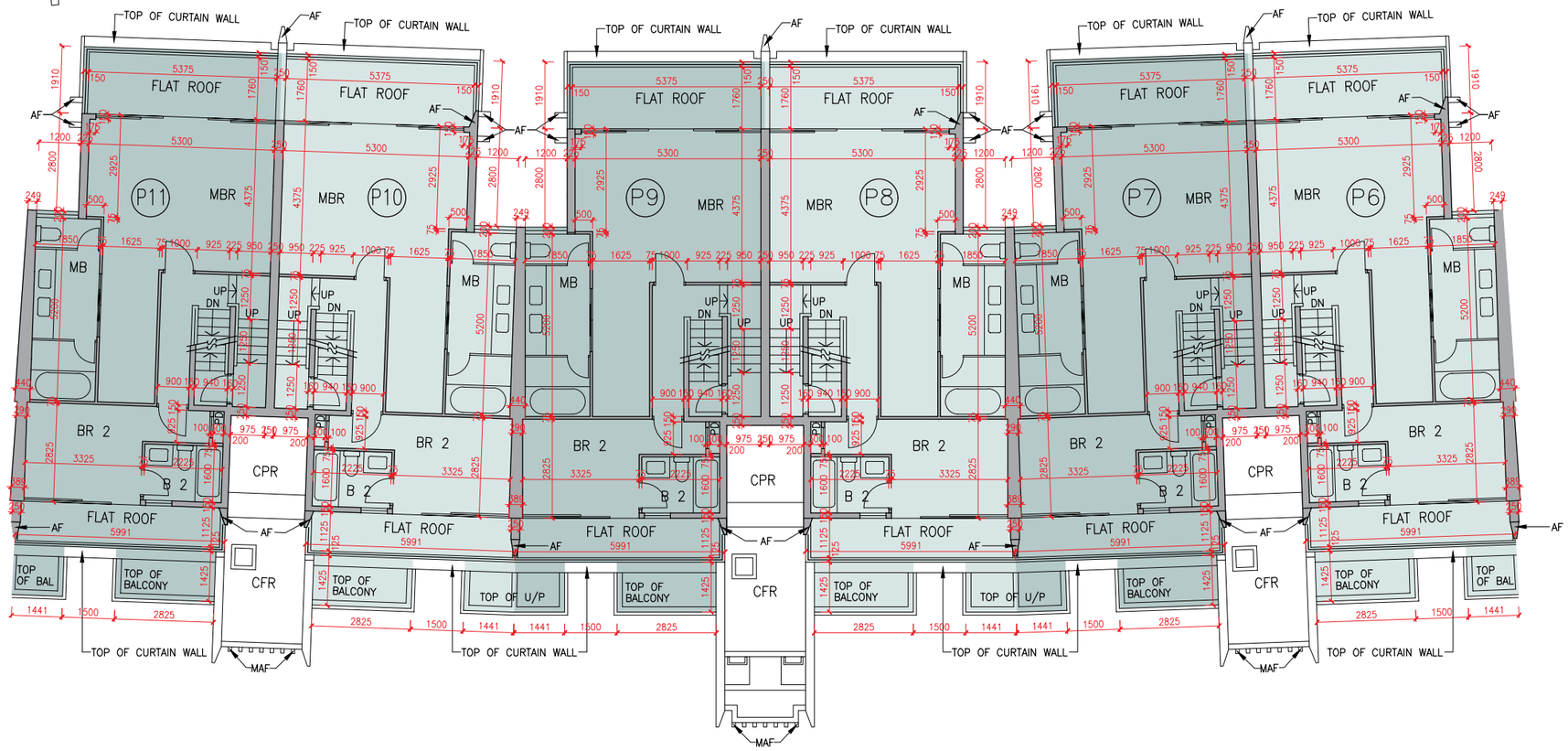

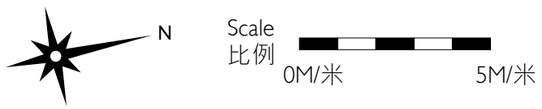

Description 描述		Residential Unit 單位					
		Penthouse Triplex 頂層三複式					
		P6	P7	P8	P9	P10	P11
Floor-to-floor height (refers to the height between the top surface of the structural slab of a floor and the top surface of the structural slab of its immediate upper floor) of each residential property (m) 每個住宅物業的層與層之間的高度(指該樓層之石屎地台面與上一層石屎地台面之高度距離)(米)	3/F 3樓	3.500 3.550 3.800					
Thickness of the floor slabs (excluding plaster) of each residential property (mm) 每個住宅物業的樓板(不包括灰泥)的厚度(毫米)	3/F 3樓	150 175					

The internal areas of the residential properties on the upper floors will generally be slightly larger than those on the lower floors because of the reducing thickness of the structural walls on the upper floors.
因住宅物業的較高樓層的結構牆的厚度遞減，較高樓層的內部面積，一般比較低樓層的內部面積稍大。

Remark: The dimensions in the floor plans are all structural dimensions in millimetre.
備註：樓面平面圖之尺規所列數字為以毫米標示之建築結構尺寸。

LEGEND I 圖例 1

A/C PLANT ROOM (UNCOVERED)	= Air Conditioner Plant Room (uncovered) 空調機房 (沒有上蓋)	CD	= Cable Duct 電線管道槽
A/C PLANT ROOM	= Air Conditioner Plant Room 空調機房	CFR	= Common Flat Roof 公用平台
A/C PLATFORM	= Air Conditioner Platform 空調機平台	CPR	= Common Pitched Roof 公用傾斜屋頂
A/C PLATFORM ABOVE	= Air Conditioner Platform Above 上層空調機平台	CONS	= Conservatory 溫室
ACOUSTIC FIN	= 隔音牆	CURTAIN WALL ABOVE	= 上方之幕牆
AD	= Air Duct 通風管道槽	DN	= Down 下
AF	= Architectural Feature 建築裝飾	DIN	= Dining Room 飯廳
AF ABOVE	= Architectural Feature Above 上層建築裝飾	DOG HOUSE	= Mechanical & Electrical Services Duct Connecting to the Floor Below 連接下層的機電設施管道
AF ON 1/F	= 建築裝飾於1樓	DPMR	= Drainage Pipe Maintenance Room 排水管維修房
B	= Bathroom 浴室	ELV	= Extra Low Voltage Duct 低電壓管道
BAL	= Balcony 露台	EMR	= Electricity Meter Room 電錶房
BALCONY ABOVE	= Balcony above 上層露台	ENTRANCE HALL	= 入口大堂
BR	= Bedroom 睡房	FAMILY ROOM	= 家庭廳
BUILDING LINE ABOVE	= 上方之建築邊線	FLAT ROOF	= 平台
CANOPY	= 簷篷	GARDEN	= 花園
CANOPY ABOVE	= 上層簷篷	HR	= Hose Reel 消防喉轆

Block D 座　Roof (Part Plan) 天台(部分平面圖)

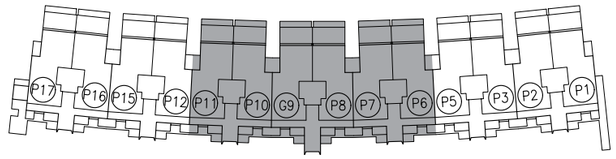

KEY PLAN 索引圖

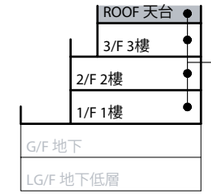

PENTHOUSE TRIPLEX 頂層三複式
P1, P2, P3, P5, P6, P7, P8, P9
P10, P11, P12, P15, P16 & P17

KEY SECTION 索引橫截面圖

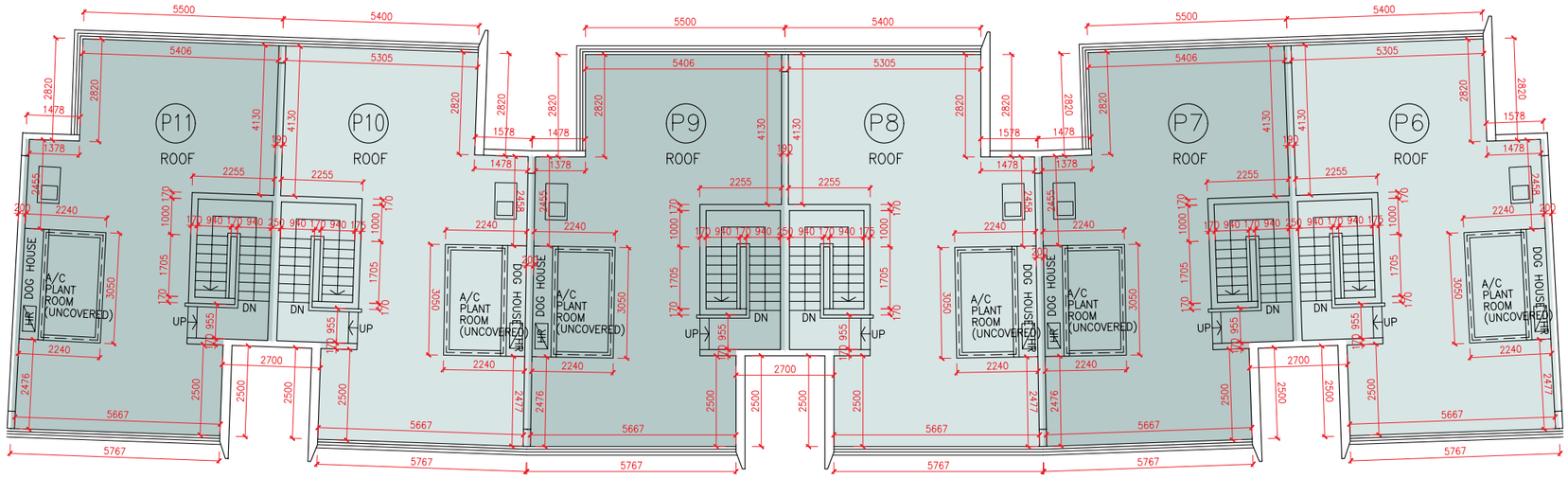

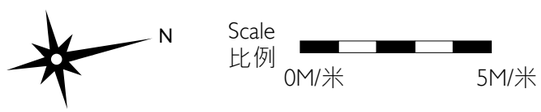

Scale 比例
0M/米　5M/米

LEGEND 2　圖例 2

JACUZZI	= 按摩池
KIT	= Kitchen 廚房
LAV	= Lavatory 洗手間
LIFT	= 升降機
LIFT LOBBY	= 升降機大堂
LIFT SHAFT	= 升降機槽
LIV	= Living Room 客廳
LIV / DIN	= Living / Dining Room 客/飯廳
MAF	= Metal Architectural Feature 金屬建築裝飾
MBR	= Master Bedroom 主人睡房
MB	= Master Bathroom 主人浴室
OPEN PIPE WELL	= 開放式管道井
OWM	= Openable Window For Maintenance 維修窗口
PANTRY	= 備餐間
PLANTER	= 花槽
PITCHED ROOF	= 斜天台
PD	= Pipe Duct 管道槽
PLANTER	= 花槽
ROOF	= 天台
RS & MRR	= Refuse Storage & Material Recovery Room 垃圾及物料回收室
SKYLIGHT	= 天窗
SV	= Smoke Vent 排煙口
STO	= Store 儲物房
SWIMMING POOL	= 游泳池
TOP OF BALCONY	= 下層露台上蓋
TOP OF CURTAIN WALL	= 幕牆頂部
TOP OF U/P	= Top of Utility Platform 下層工作平台上蓋
UP	= Up 上
U/P	= Utility Platform 工作平台
U/P ABOVE	= Utility Platform Above 上層工作平台
VOID	= 中空
VOID ABOVE	= 上層中空
WALK-IN CLOSET	= 衣帽間
WMC	= Water Meter Cabinet 水錶箱
WMR	= Water Meter Room 水錶房

The internal areas of the residential properties on the upper floors will generally be slightly larger than those on the lower floors because of the reducing thickness of the structural walls on the upper floors.
因住宅物業的較高樓層的結構牆的厚度遞減，較高樓層的內部面積，一般比較低樓層的內部面積稍大。

Remark : The dimensions in the floor plans are all structural dimensions in millimetre.
備註：樓面平面圖之尺規所列數字為以毫米標示之建築結構尺寸。

Block D 座　LG/F (Part Plan) 地下低層(部分平面圖)

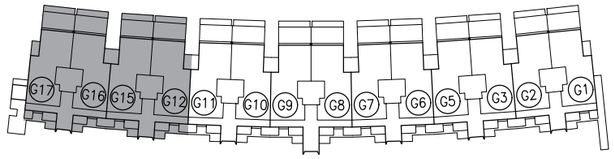

KEY PLAN 索引圖

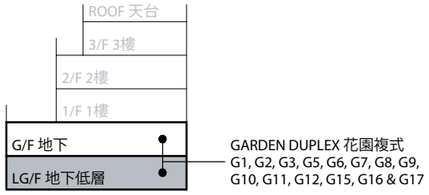

KEY SECTION 索引橫截面圖

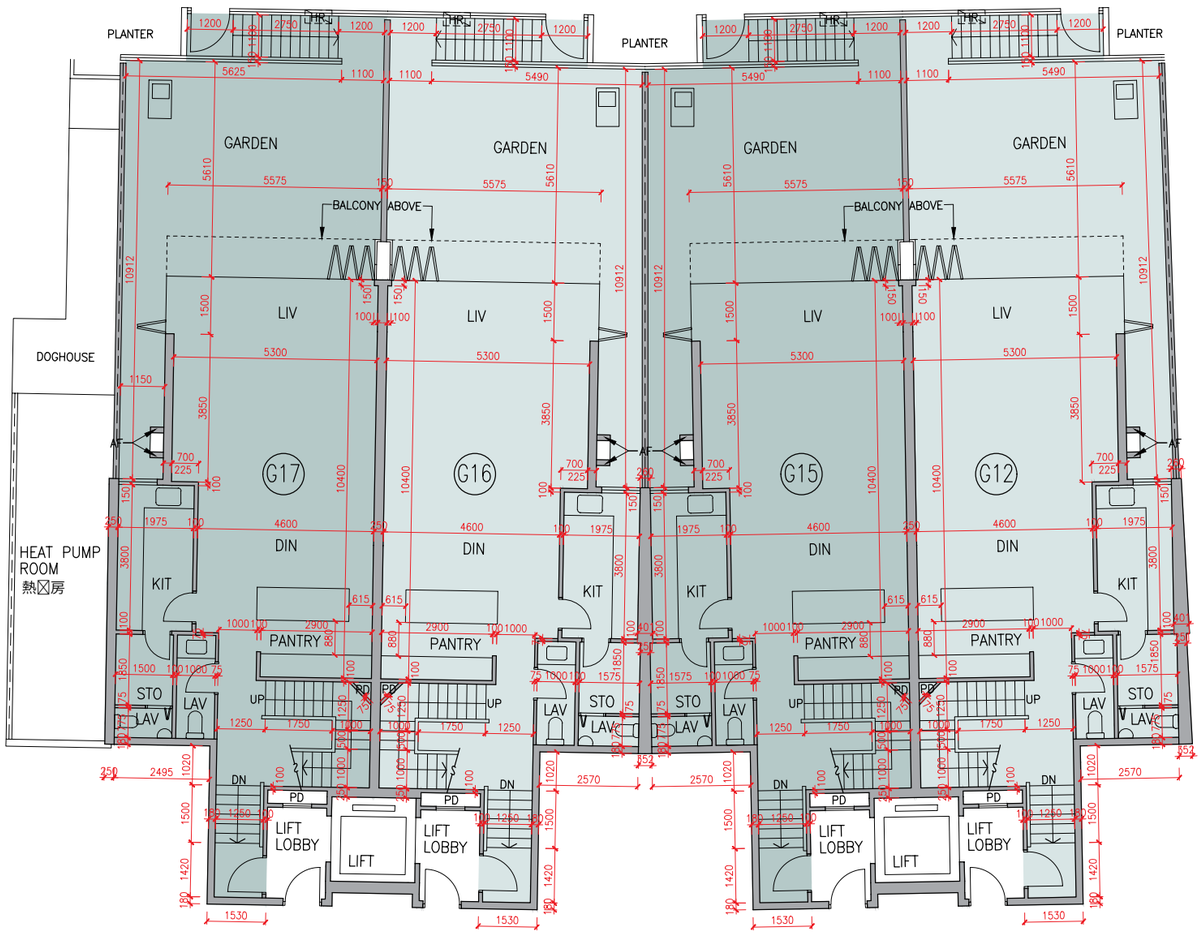

Description 描述		Residential Unit 單位 Garden Duplex 花園複式 G12	G15	G16	G17
Floor-to-floor height (refers to the height between the top surface of the structural slab of a floor and the top surface of the structural slab of its immediate upper floor) of each residential property (m) 每個住宅物業的層與層之間的高度(指該樓層之石屎地台面與上一層石屎地台面之高度距離)(米)	LG/F 地下 低層	3.350	3.450	3.500	3.850
		4.650	7.000		
Thickness of the floor slabs (excluding plaster) of each residential property (mm) 每個住宅物業的樓板(不包括灰泥)的厚度(毫米)	LG/F 地下 低層	150	175	250	

The internal areas of the residential properties on the upper floors will generally be slightly larger than those on the lower floors because of the reducing thickness of the structural walls on the upper floors.
因住宅物業的較高樓層的結構牆的厚度遞減，較高樓層的內部面積，一般比較低樓層的內部面積稍大。

Remark : The dimensions in the floor plans are all structural dimensions in millimetre.
備註：樓面平面圖之尺規所列數字為以毫米標示之建築結構尺寸。

LEGEND I 圖例 1

A/C PLANT ROOM (UNCOVERED)	= Air Conditioner Plant Room (uncovered) 空調機房 (沒有上蓋)	CD	= Cable Duct 電線管道槽
A/C PLANT ROOM	= Air Conditioner Plant Room 空調機房	CFR	= Common Flat Roof 公用平台
A/C PLATFORM	= Air Conditioner Platform 空調機平台	CPR	= Common Pitched Roof 公用傾斜屋頂
A/C PLATFORM ABOVE	= Air Conditioner Platform Above 上層空調機平台	CONS	= Conservatory 溫室
		CURTAIN WALL ABOVE	= 上方之幕牆
ACOUSTIC FIN	= 隔音牆	DN	= Down 下
AD	= Air Duct 通風管道槽	DIN	= Dining Room 飯廳
AF	= Architectural Feature 建築裝飾	DOG HOUSE	= Mechanical & Electrical Services Duct Connecting to the Floor Below 連接下層的機電設施管道
AF ABOVE	= Architectural Feature Above 上層建築裝飾	DPMR	= Drainage Pipe Maintenance Room 排水管維修房
AF ON 1/F	= 建築裝飾於1樓	ELV	= Extra Low Voltage Duct 低電壓管道
B	= Bathroom 浴室	EMR	= Electricity Meter Room 電錶房
BAL	= Balcony 露台	ENTRANCE HALL	= 入口大堂
BALCONY ABOVE	= Balcony above 上層露台	FAMILY ROOM	= 家庭廳
BR	= Bedroom 睡房	FLAT ROOF	= 平台
BUILDING LINE ABOVE	= 上方之建築邊線	GARDEN	= 花園
CANOPY	= 簷篷	HR	= Hose Reel 消防喉轆
CANOPY ABOVE	= 上層簷篷		

N

Scale 比例 0M/米 5M/米

Block D 座　G/F (Part Plan) 地下(部分平面圖)

Description 描述		Residential Unit 單位 Garden Duplex 花園複式			
		G12	G15	G16	G17
Floor-to-floor height (refers to the height between the top surface of the structural slab of a floor and the top surface of the structural slab of its immediate upper floor) of each residential property (m) 每個住宅物業的層與層之間的高度(指該樓層之石屎地台面與上一層石屎地台面之高度距離)(米)	G/F 地下	3.150 3.200 3.300 3.475 3.500 3.550 3.850			
Thickness of the floor slabs (excluding plaster) of each residential property (mm) 每個住宅物業的樓板(不包括灰泥)的厚度(毫米)	G/F 地下	150 175 225 300			

The internal areas of the residential properties on the upper floors will generally be slightly larger than those on the lower floors because of the reducing thickness of the structural walls on the upper floors.
因住宅物業的較高樓層的結構牆的厚度遞減，較高樓層的內部面積，一般比較低樓層的內部面積稍大。

Remark : The dimensions in the floor plans are all structural dimensions in millimetre.
備註：樓面平面圖之尺規所列數字為以毫米標示之建築結構尺寸。

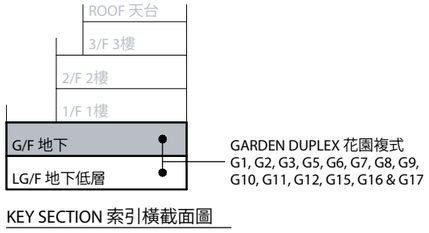

KEY SECTION 索引橫截面圖

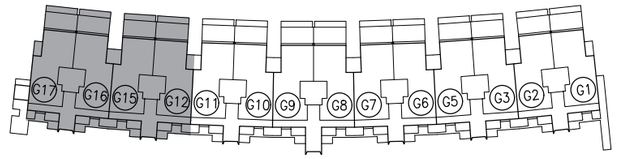

KEY PLAN 索引圖

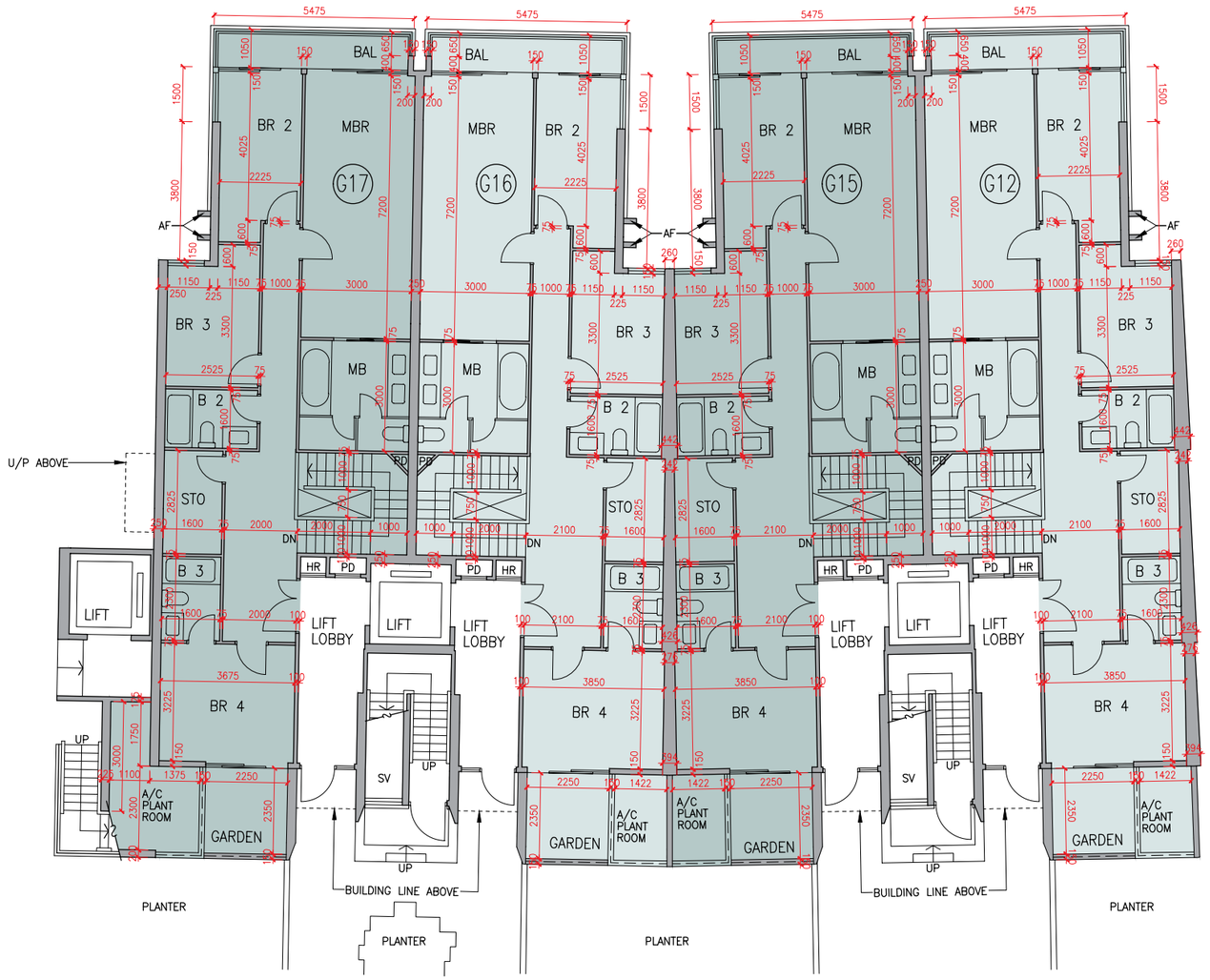

N

Scale 比例
0M/米　5M/米

LEGEND 2　圖例 2

JACUZZI	= 按摩池	RS & MRR	= Refuse Storage & Material Recovery Room 垃圾及物料回收室
KIT	= Kitchen 廚房		
LAV	= Lavatory 洗手間	SKYLIGHT	= 天窗
LIFT	= 升降機	SV	= Smoke Vent 排煙口
LIFT LOBBY	= 升降機大堂	STO	= Store 儲物房
LIFT SHAFT	= 升降機槽	SWIMMING POOL	= 游泳池
LIV	= Living Room 客廳	TOP OF BALCONY	= 下層露台上蓋
LIV / DIN	= Living / Dining Room 客/飯廳	TOP OF CURTAIN WALL	= 幕牆頂部
MAF	= Metal Architectural Feature 金屬建築裝飾	TOP OF U/P	= Top of Utility Platform 下層工作平台上蓋
MBR	= Master Bedroom 主人睡房	UP	= Up 上
MB	= Master Bathroom 主人浴室	U/P	= Utility Platform 工作平台
OPEN PIPE WELL	= 開放式管道井	U/P ABOVE	= Utility Platform Above 上層工作平台
OWM	= Openable Window For Maintenance 維修窗口	VOID	= 中空
PANTRY	= 備餐間	VOID ABOVE	= 上層中空
PLANTER	= 花槽	WALK-IN CLOSET	= 衣帽間
PITCHED ROOF	= 斜天台	WMC	= Water Meter Cabinet 水錶箱
PD	= Pipe Duct 管道槽	WMR	= Water Meter Room 水錶房
PLANTER	= 花槽		
ROOF	= 天台		

發展項目的住宅物業的樓面平面圖

Block D 座　1/F (Part Plan) 1樓(部分平面圖)

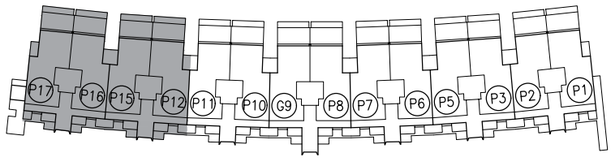

KEY PLAN 索引圖

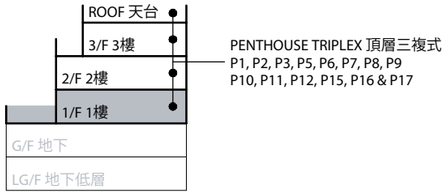

KEY SECTION 索引橫截面圖

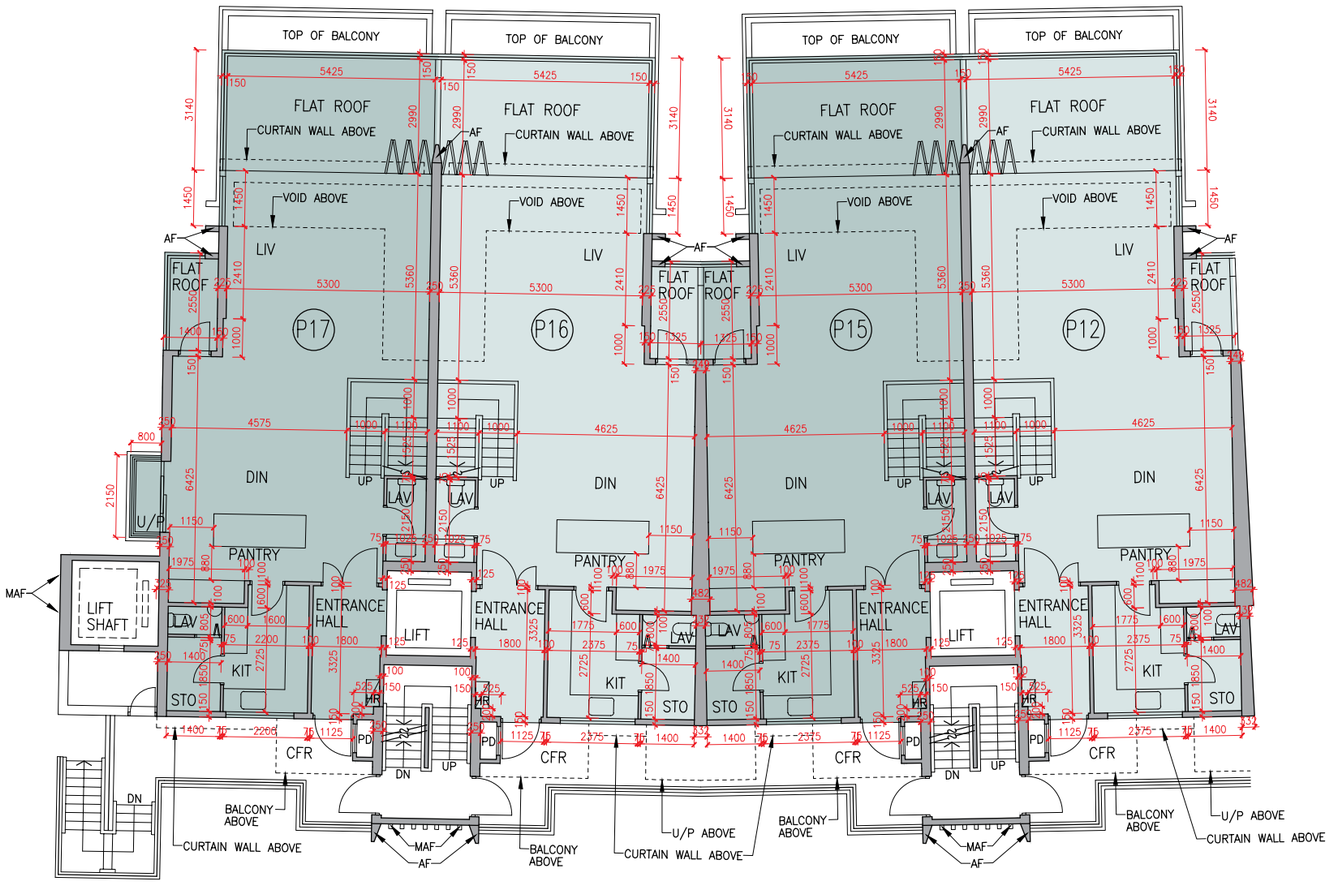

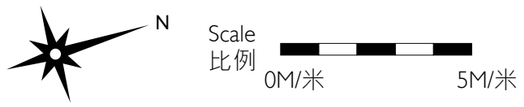

Description 描述		Residential Unit 單位 Penthouse Triplex 頂層三複式 P12	P15	P16	P17
Floor-to-floor height (refers to the height between the top surface of the structural slab of a floor and the top surface of the structural slab of its immediate upper floor) of each residential property (m) 每個住宅物業的層與層之間的高度(指該樓層之石屎地台面與上一層石屎地台面之高度距離)(米)	1/F 1樓	3.500 3.525 3.850 6.700 7.000			
Thickness of the floor slabs (excluding plaster) of each residential property (mm) 每個住宅物業的樓板(不包括灰泥)的厚度(毫米)	1/F 1樓	150 175 200			

The internal areas of the residential properties on the upper floors will generally be slightly larger than those on the lower floors because of the reducing thickness of the structural walls on the upper floors.
因住宅物業的較高樓層的結構牆的厚度遞減，較高樓層的內部面積，一般比較低樓層的內部面積稍大。

Remarks : 1. The dimensions in the floor plans are all structural dimensions in millimetre.
2. The entrance hall (serving as a private lift lobby) forms part of a residential property, is not a common part of the Development. Where applicable, the saleable area of the relevant residential properties specified in the section "Area of Residential Properties in the Development" already includes the floor areas of such entrance hall. The Authorised Person for the Development has certified that (a) there is no restriction on the usage of such entrance hall which will affect owner's enjoyment of the relevant residential property and (b) such entrance hall is made for the exclusive use of the owner of the relevant residential property.

備註： 1. 樓面平面圖之尺規所列數字為以毫米標示之建築結構尺寸。
2. 入口大堂(作為私人升降機大堂)屬住宅物業一部分，並非發展項目之公用部分。如適用，在「發展項目中的住宅物業的面積」部分內所列出的有關住宅物業之實用面積包括該入口大堂之樓面面積。發展項目的認可人士已證明入口大堂(a)在使用上沒有限制亦不會對相關住宅物業業主享用該住宅物業造成影響及(b)是專供相關住宅物業業主使用而設。

LEGEND I 圖例 1

A/C PLANT ROOM (UNCOVERED)	= Air Conditioner Plant Room (uncovered) 空調機房 (沒有上蓋)	CD	= Cable Duct 電線管道槽
A/C PLANT ROOM	= Air Conditioner Plant Room 空調機房	CFR	= Common Flat Roof 公用平台
A/C PLATFORM	= Air Conditioner Platform 空調機平台	CPR	= Common Pitched Roof 公用傾斜屋頂
A/C PLATFORM ABOVE	= Air Conditioner Platform Above 上層空調機平台	CONS	= Conservatory 溫室
ACOUSTIC FIN	= 隔音牆	CURTAIN WALL ABOVE	= 上方之幕牆
AD	= Air Duct 通風管道槽	DN	= Down 下
AF	= Architectural Feature 建築裝飾	DIN	= Dining Room 飯廳
AF ABOVE	= Architectural Feature Above 上層建築裝飾	DOG HOUSE	= Mechanical & Electrical Services Duct Connecting to the Floor Below 連接下層的機電設施管道
AF ON 1/F	= 建築裝飾於1樓	DPMR	= Drainage Pipe Maintenance Room 排水管維修房
B	= Bathroom 浴室	ELV	= Extra Low Voltage Duct 低電壓管道
BAL	= Balcony 露台	EMR	= Electricity Meter Room 電錶房
BALCONY ABOVE	= Balcony above 上層露台	ENTRANCE HALL	= 入口大堂
BR	= Bedroom 睡房	FAMILY ROOM	= 家庭廳
BUILDING LINE ABOVE	= 上方之建築邊線	FLAT ROOF	= 平台
CANOPY	= 簷篷	GARDEN	= 花園
CANOPY ABOVE	= 上層簷篷	HR	= Hose Reel 消防喉轆

Block D 座　2/F (Part Plan) 2樓(部分平面圖)

Description 描述		Residential Unit 單位 Penthouse Triplex 頂層三複式			
		P12	P15	P16	P17
Floor-to-floor height (refers to the height between the top surface of the structural slab of a floor and the top surface of the structural slab of its immediate upper floor) of each residential property (m) 每個住宅物業的層與層之間的高度(指該樓層之石屎地台面與上一層石屎地台面之高度距離)(米)	2/F 2樓	3.200 3.260 3.450 3.500			
Thickness of the floor slabs (excluding plaster) of each residential property (mm) 每個住宅物業的樓板(不包括灰泥)的厚度(毫米)	2/F 2樓	150 175 200			

The internal areas of the residential properties on the upper floors will generally be slightly larger than those on the lower floors because of the reducing thickness of the structural walls on the upper floors.
因住宅物業的較高樓層的結構牆的厚度遞減，較高樓層的內部面積，一般比較低樓層的內部面積稍大。

Remark : The dimensions in the floor plans are all structural dimensions in millimetre.
備註：樓面平面圖之尺規所列數字為以毫米標示之建築結構尺寸。

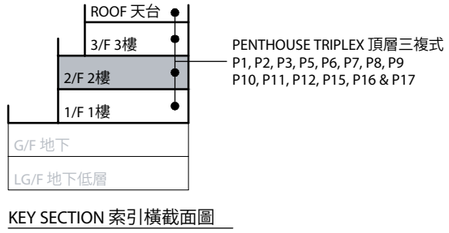

KEY SECTION 索引橫截面圖

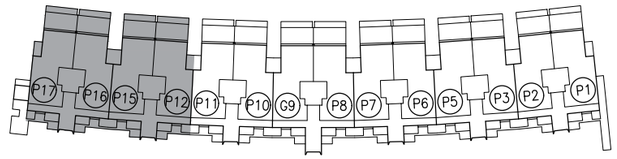

KEY PLAN 索引圖

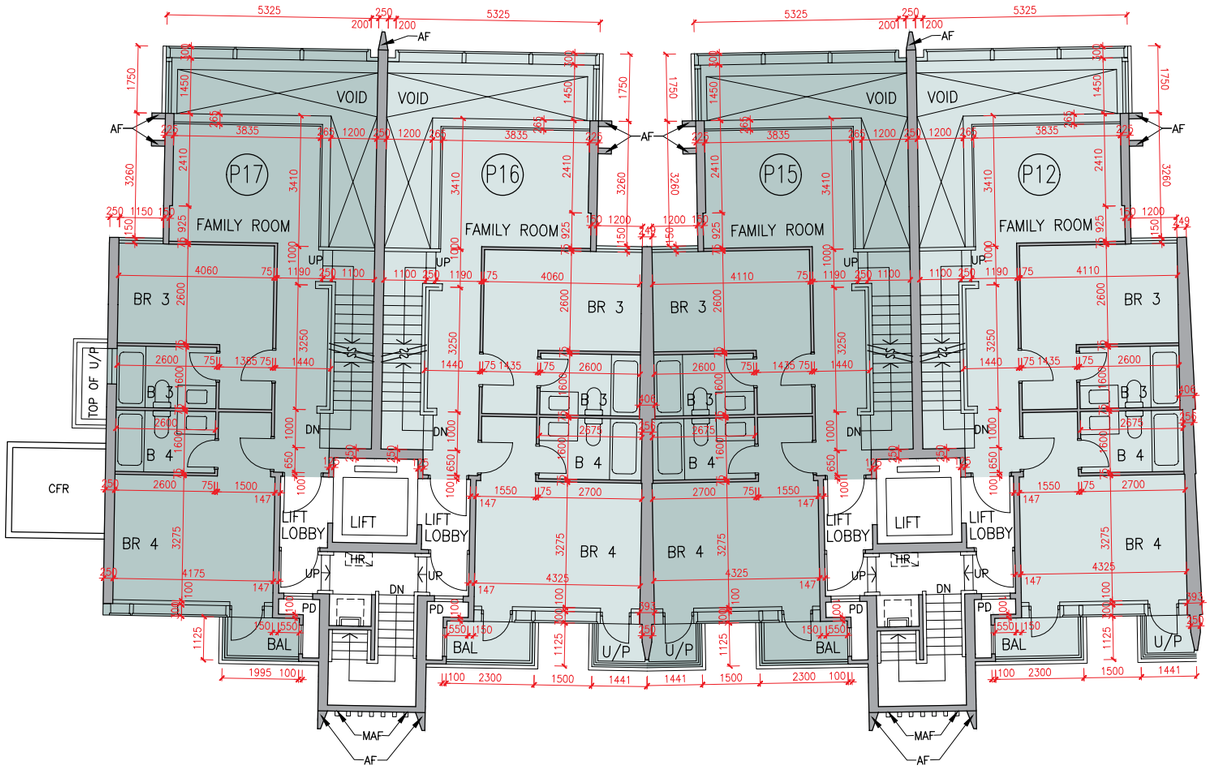

LEGEND 2　圖例 2

JACUZZI	= 按摩池	RS & MRR	= Refuse Storage & Material Recovery Room 垃圾及物料回收室
KIT	= Kitchen 廚房	SKYLIGHT	= 天窗
LAV	= Lavatory 洗手間	SV	= Smoke Vent 排煙口
LIFT	= 升降機	STO	= Store 儲物房
LIFT LOBBY	= 升降機大堂	SWIMMING POOL	= 游泳池
LIFT SHAFT	= 升降機槽	TOP OF BALCONY	= 下層露台上蓋
LIV	= Living Room 客廳	TOP OF CURTAIN WALL	= 幕牆頂部
LIV / DIN	= Living / Dining Room 客/飯廳	TOP OF U/P	= Top of Utility Platform 下層工作平台上蓋
MAF	= Metal Architectural Feature 金屬建築裝飾	UP	= Up 上
MBR	= Master Bedroom 主人睡房	U/P	= Utility Platform 工作平台
MB	= Master Bathroom 主人浴室	U/P ABOVE	= Utility Platform Above 上層工作平台
OPEN PIPE WELL	= 開放式管道井	VOID	= 中空
OWM	= Openable Window For Maintenance 維修窗口	VOID ABOVE	= 上層中空
PANTRY	= 備餐間	WALK-IN CLOSET	= 衣帽間
PLANTER	= 花槽	WMC	= Water Meter Cabinet 水錶箱
PITCHED ROOF	= 斜天台	WMR	= Water Meter Room 水錶房
PD	= Pipe Duct 管道槽		
PLANTER	= 花槽		
ROOF	= 天台		

N

Scale 比例
0M/米　5M/米

Block D 座　3/F (Part Plan) 3樓(部分平面圖)

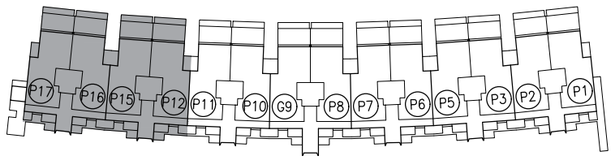

KEY PLAN 索引圖

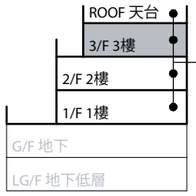

PENTHOUSE TRIPLEX 頂層三複式
P1, P2, P3, P5, P6, P7, P8, P9
P10, P11, P12, P15, P16 & P17

KEY SECTION 索引橫截面圖

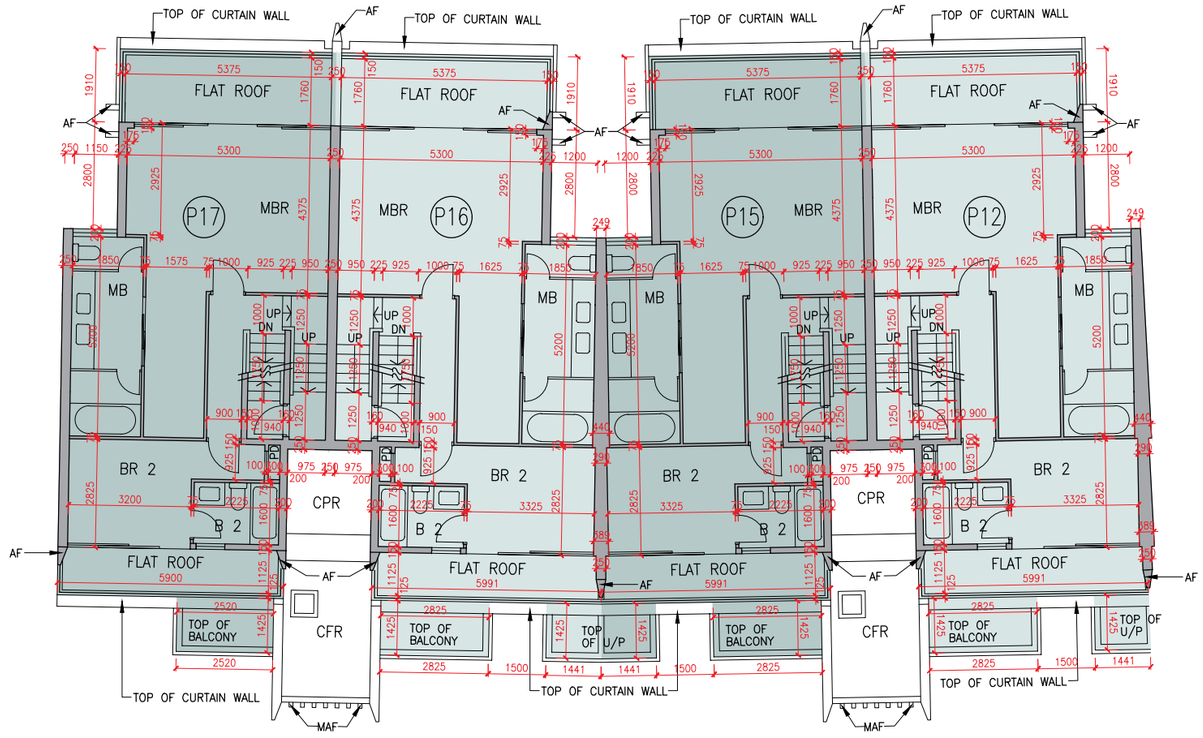

Description 描述		Residential Unit 單位 Penthouse Triplex 頂層三複式			
		P12	P15	P16	P17
Floor-to-floor height (refers to the height between the top surface of the structural slab of a floor and the top surface of the structural slab of its immediate upper floor) of each residential property (m) 每個住宅物業的層與層之間的高度(指該樓層之石屎地台面與上一層石屎地台面之高度距離)(米)	3/F 3樓	3.500	3.550	3.800	
Thickness of the floor slabs (excluding plaster) of each residential property (mm) 每個住宅物業的樓板(不包括灰泥)的厚度(毫米)	3/F 3樓	150	175		

The internal areas of the residential properties on the upper floors will generally be slightly larger than those on the lower floors because of the reducing thickness of the structural walls on the upper floors.
因住宅物業的較高樓層的結構牆的厚度遞減，較高樓層的內部面積，一般比較低樓層的內部面積稍大。

Remark : The dimensions in the floor plans are all structural dimensions in millimetre.
備註：樓面平面圖之尺規所列數字為以毫米標示之建築結構尺寸。

LEGEND I 圖例 1

A/C PLANT ROOM (UNCOVERED)	= Air Conditioner Plant Room (uncovered) 空調機房 (沒有上蓋)	CD	= Cable Duct 電線管道槽
A/C PLANT ROOM	= Air Conditioner Plant Room 空調機房	CFR	= Common Flat Roof 公用平台
A/C PLATFORM	= Air Conditioner Platform 空調機平台	CPR	= Common Pitched Roof 公用傾斜屋頂
A/C PLATFORM ABOVE	= Air Conditioner Platform Above 上層空調機平台	CONS	= Conservatory 溫室
ACOUSTIC FIN	= 隔音牆	CURTAIN WALL ABOVE	= 上方之幕牆
AD	= Air Duct 通風管道槽	DN	= Down 下
AF	= Architectural Feature 建築裝飾	DIN	= Dining Room 飯廳
AF ABOVE	= Architectural Feature Above 上層建築裝飾	DOG HOUSE	= Mechanical & Electrical Services Duct Connecting to the Floor Below 連接下層的機電設施管道
AF ON 1/F	= 建築裝飾於1樓	DPMR	= Drainage Pipe Maintenance Room 排水管維修房
B	= Bathroom 浴室	ELV	= Extra Low Voltage Duct 低電壓管道
BAL	= Balcony 露台	EMR	= Electricity Meter Room 電錶房
BALCONY ABOVE	= Balcony above 上層露台	ENTRANCE HALL	= 入口大堂
BR	= Bedroom 睡房	FAMILY ROOM	= 家庭廳
BUILDING LINE ABOVE	= 上方之建築邊線	FLAT ROOF	= 平台
CANOPY	= 簷篷	GARDEN	= 花園
CANOPY ABOVE	= 上層簷篷	HR	= Hose Reel 消防喉轆

N

Scale 比例　0M/米　5M/米

Block D 座　Roof (Part Plan) 天台(部分平面圖)

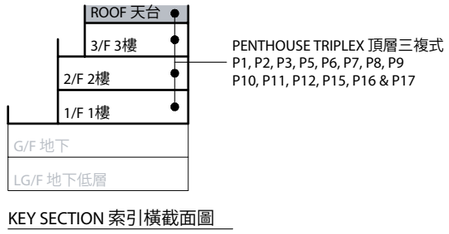

KEY SECTION 索引橫截面圖

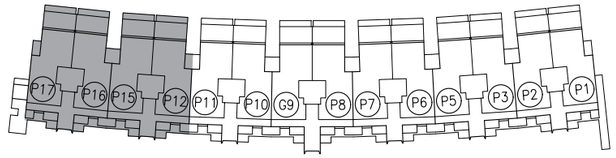

KEY PLAN 索引圖

The internal areas of the residential properties on the upper floors will generally be slightly larger than those on the lower floors because of the reducing thickness of the structural walls on the upper floors.
因住宅物業的較高樓層的結構牆的厚度遞減，較高樓層的內部面積，一般比較低樓層的內部面積稍大。

Remark : The dimensions in the floor plans are all structural dimensions in millimetre.
備註：樓面平面圖之尺規所列數字為以毫米標示之建築結構尺寸。

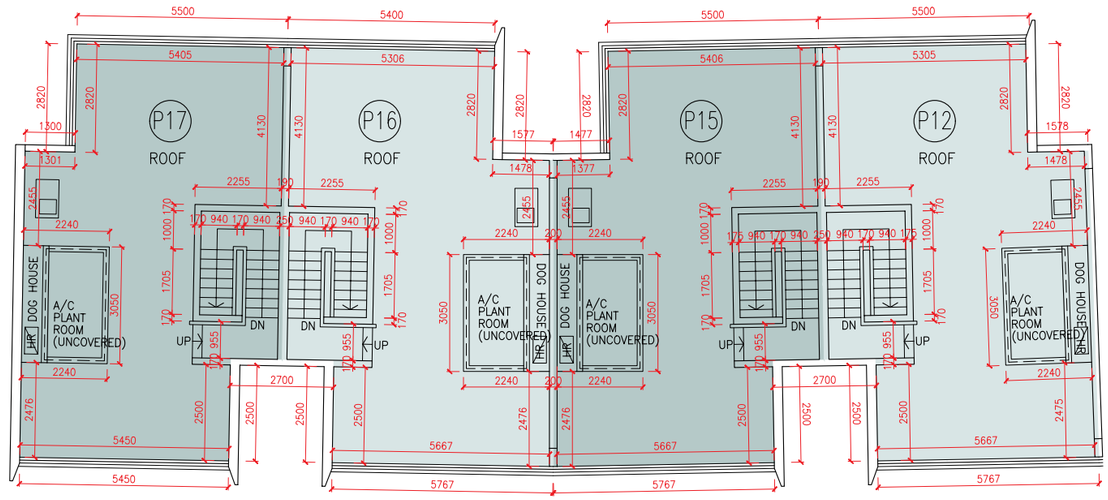

LEGEND 2　圖例 2

JACUZZI	= 按摩池	RS & MRR	= Refuse Storage & Material Recovery Room 垃圾及物料回收室
KIT	= Kitchen 廚房	SKYLIGHT	= 天窗
LAV	= Lavatory 洗手間	SV	= Smoke Vent 排煙口
LIFT	= 升降機	STO	= Store 儲物房
LIFT LOBBY	= 升降機大堂	SWIMMING POOL	= 游泳池
LIFT SHAFT	= 升降機槽	TOP OF BALCONY	= 下層露台上蓋
LIV	= Living Room 客廳	TOP OF CURTAIN WALL	= 幕牆頂部
LIV / DIN	= Living / Dining Room 客/飯廳	TOP OF U/P	= Top of Utility Platform 下層工作平台上蓋
MAF	= Metal Architectural Feature 金屬建築裝飾	UP	= Up 上
MBR	= Master Bedroom 主人睡房	U/P	= Utility Platform 工作平台
MB	= Master Bathroom 主人浴室	U/P ABOVE	= Utility Platform Above 上層工作平台
OPEN PIPE WELL	= 開放式管道井	VOID	= 中空
OWM	= Openable Window For Maintenance 維修窗口	VOID ABOVE	= 上層中空
PANTRY	= 備餐間	WALK-IN CLOSET	= 衣帽間
PLANTER	= 花槽	WMC	= Water Meter Cabinet 水錶箱
PITCHED ROOF	= 斜天台	WMR	= Water Meter Room 水錶房
PD	= Pipe Duct 管道槽		
PLANTER	= 花槽		
ROOF	= 天台		

N

Scale 比例
0M/米　5M/米

Block E 座　LG/F 地下低層

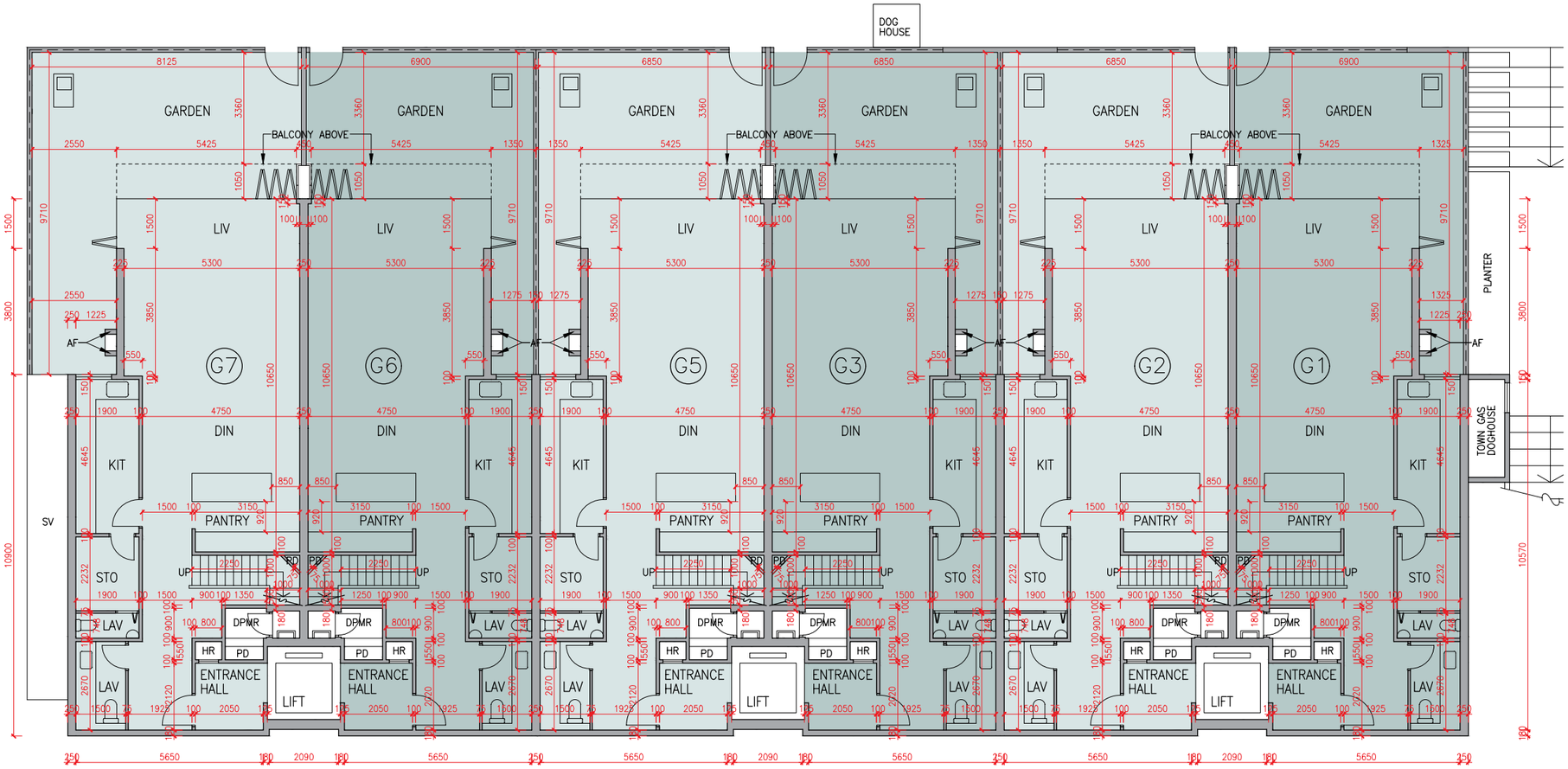

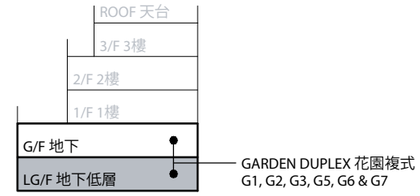

KEY SECTION 索引橫截面圖

N

Scale 比例　0M/米　5M/米

Description 描述		Residential Unit 單位 Garden Duplex 花園複式					
		G1	G2	G3	G5	G6	G7
Floor-to-floor height (refers to the height between the top surface of the structural slab of a floor and the top surface of the structural slab of its immediate upper floor) of each residential property (m) 每個住宅物業的層與層之間的高度(指該樓層之石屎地台面與上一層石屎地台面之高度距離)(米)	LG/F 地下低層	3.350 3.450 3.500 3.850 7.000					
Thickness of the floor slabs (excluding plaster) of each residential property (mm) 每個住宅物業的樓板(不包括灰泥)的厚度(毫米)	LG/F 地下低層	150 175 250					

The internal areas of the residential properties on the upper floors will generally be slightly larger than those on the lower floors because of the reducing thickness of the structural walls on the upper floors.
因住宅物業的較高樓層的結構牆的厚度遞減，較高樓層的內部面積，一般比較低樓層的內部面積稍大。

Remarks : 1. The dimensions in the floor plans are all structural dimensions in millimetre.
2. The entrance hall (serving as a private lift lobby) forms part of a residential property, is not a common part of the Development. Where applicable, the saleable area of the relevant residential properties specified in the section "Area of Residential Properties in the Development" already includes the floor areas of such entrance hall. The Authorised Person for the Development has certified that (a) there is no restriction on the usage of such entrance hall which will affect owner's enjoyment of the relevant residential property and (b) such entrance hall is made for the exclusive use of the owner of the relevant residential property.

備註： 1. 樓面平面圖之尺規所列數字為以毫米標示之建築結構尺寸。
2. 入口大堂(作為私人升降機大堂)屬住宅物業一部分，並非發展項目之公用部分。如適用，在「發展項目中的住宅物業的面積」部分內所列出的有關住宅物業之實用面積包括該入口大堂之樓面面積。發展項目的認可人士已證明入口大堂(a)在使用上沒有限制亦不會對相關住宅物業業主享用該住宅物業造成影響及(b)是專供相關住宅物業業主使用而設。

LEGEND I 圖例 1

A/C PLANT ROOM (UNCOVERED)	= Air Conditioner Plant Room (uncovered) 空調機房 (沒有上蓋)
A/C PLANT ROOM	= Air Conditioner Plant Room 空調機房
A/C PLATFORM	= Air Conditioner Platform 空調機平台
A/C PLATFORM ABOVE	= Air Conditioner Platform Above 上層空調機平台
ACOUSTIC FIN	= 隔音牆
AD	= Air Duct 通風管道槽
AF	= Architectural Feature 建築裝飾
AF ABOVE	= Architectural Feature Above 上層建築裝飾
AF ON 1/F	= 建築裝飾於1樓
B	= Bathroom 浴室
BAL	= Balcony 露台
BALCONY ABOVE	= Balcony above 上層露台
BR	= Bedroom 睡房
BUILDING LINE ABOVE	= 上方之建築邊線
CANOPY	= 簷篷
CANOPY ABOVE	= 上層簷篷
CD	= Cable Duct 電線管道槽
CFR	= Common Flat Roof 公用平台
CPR	= Common Pitched Roof 公用傾斜屋頂
CONS	= Conservatory 溫室
CURTAIN WALL ABOVE	= 上方之幕牆
DN	= Down 下

Block E 座　G/F 地下

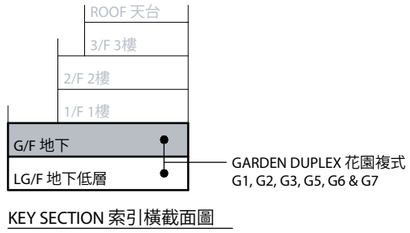

KEY SECTION 索引橫截面圖

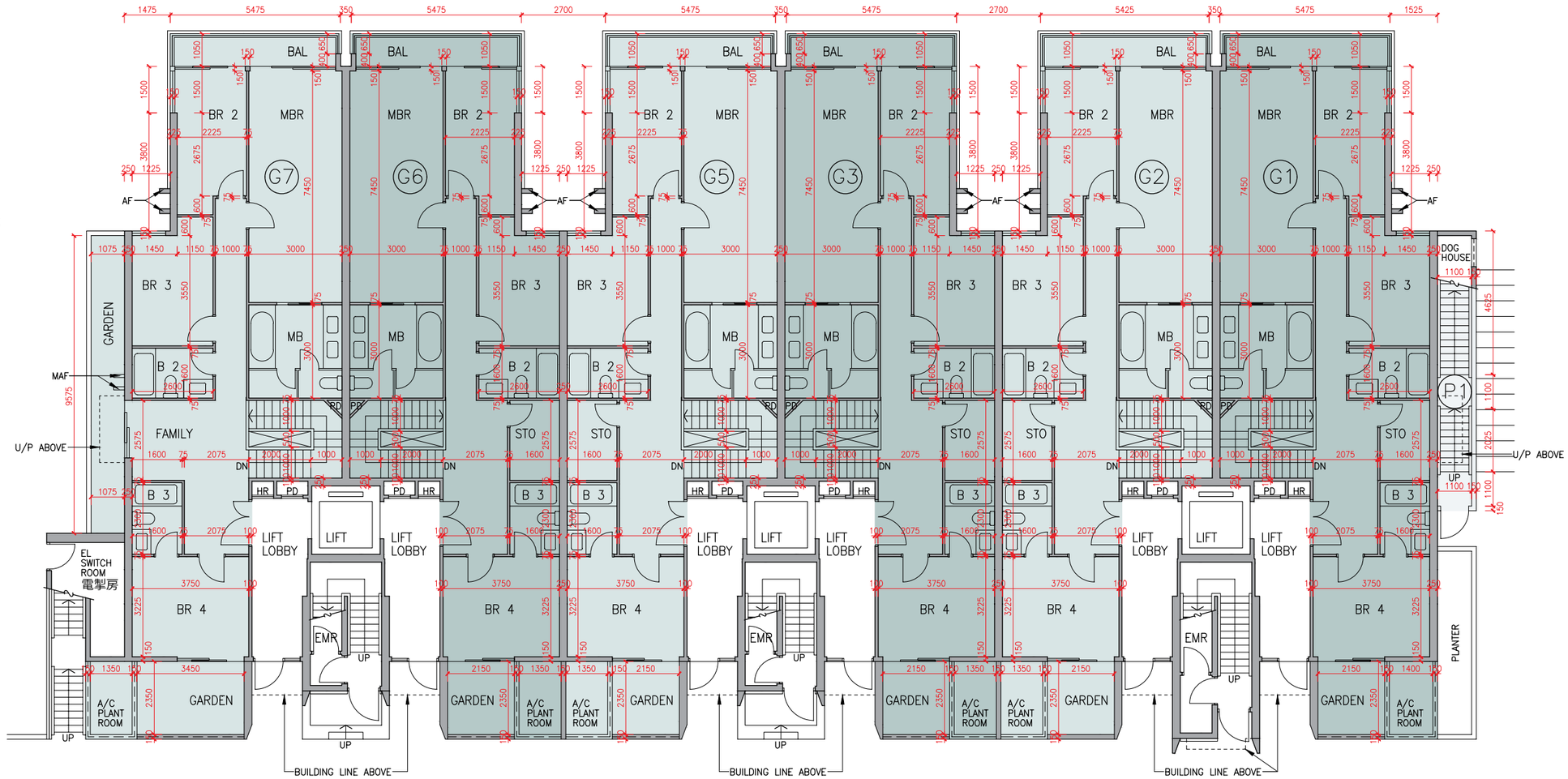

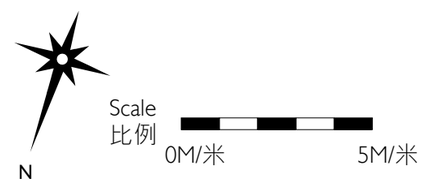

LEGEND 2　圖例 2

DIN	= Dining Room 飯廳
DOG HOUSE	= Mechanical & Electrical Services Duct Connecting to the Floor Below 連接下層的機電設施管道
DPMR	= Drainage Pipe Maintenance Room 排水管維修房
ELV	= Extra Low Voltage Duct 低電壓管道
EMR	= Electricity Meter Room 電錶房
ENTRANCE HALL	= 入口大堂
FAMILY ROOM	= 家庭廳
FLAT ROOF	= 平台
GARDEN	= 花園
HR	= Hose Reel 消防喉轆
JACUZZI	= 按摩池
KIT	= Kitchen 廚房
LAV	= Lavatory 洗手間
LIFT	= 升降機
LIFT LOBBY	= 升降機大堂
LIFT SHAFT	= 升降機槽
LIV	= Living Room 客廳
LIV / DIN	= Living / Dining Room 客/飯廳
MAF	= Metal Architectural Feature 金屬建築裝飾
MBR	= Master Bedroom 主人睡房
MB	= Master Bathroom 主人浴室
OPEN PIPE WELL	= 開放式管道井
OWM	= Openable Window For Maintenance 維修窗口
PANTRY	= 備餐間
PLANTER	= 花槽
PITCHED ROOF	= 斜天台
PD	= Pipe Duct 管道槽
PLANTER	= 花槽
ROOF	= 天台
RS & MRR	= Refuse Storage & Material Recovery Room 垃圾及物料回收室
SKYLIGHT	= 天窗
SV	= Smoke Vent 排煙口
STO	= Store 儲物房
SWIMMING POOL	= 游泳池
TOP OF BALCONY	= 下層露台上蓋
TOP OF CURTAIN WALL	= 幕牆頂部
TOP OF U/P	= Top of Utility Platform 下層工作平台上蓋
UP	= Up 上
U/P	= Utility Platform 工作平台
U/P ABOVE	= Utility Platform Above 上層工作平台
VOID	= 中空
VOID ABOVE	= 上層中空
WALK-IN CLOSET	= 衣帽間
WMC	= Water Meter Cabinet 水錶箱
WMR	= Water Meter Room 水錶房

The internal areas of the residential properties on the upper floors will generally be slightly larger than those on the lower floors because of the reducing thickness of the structural walls on the upper floors.
因住宅物業的較高樓層的結構牆的厚度遞減，較高樓層的內部面積，一般比較低樓層的內部面積稍大。

Remark : The dimensions in the floor plans are all structural dimensions in millimetre.
備註：樓面平面圖之尺規所列數字為以毫米標示之建築結構尺寸。

Description 描述		Residential Unit 單位 Garden Duplex 花園複式 G1	G2	G3	G5	G6	G7
Floor-to-floor height (refers to the height between the top surface of the structural slab of a floor and the top surface of the structural slab of its immediate upper floor) of each residential property (m) 每個住宅物業的層與層之間的高度(指該樓層之石屎地台面與上一層石屎地台面之高度距離)(米)	G/F 地下	3.150 3.200 3.300 3.475 3.500 3.550					3.150 3.200 3.300 3.390 3.475 3.500 3.550
Thickness of the floor slabs (excluding plaster) of each residential property (mm) 每個住宅物業的樓板(不包括灰泥)的厚度(毫米)	G/F 地下	150 175 225 300					

Block E 座　1/F 1樓

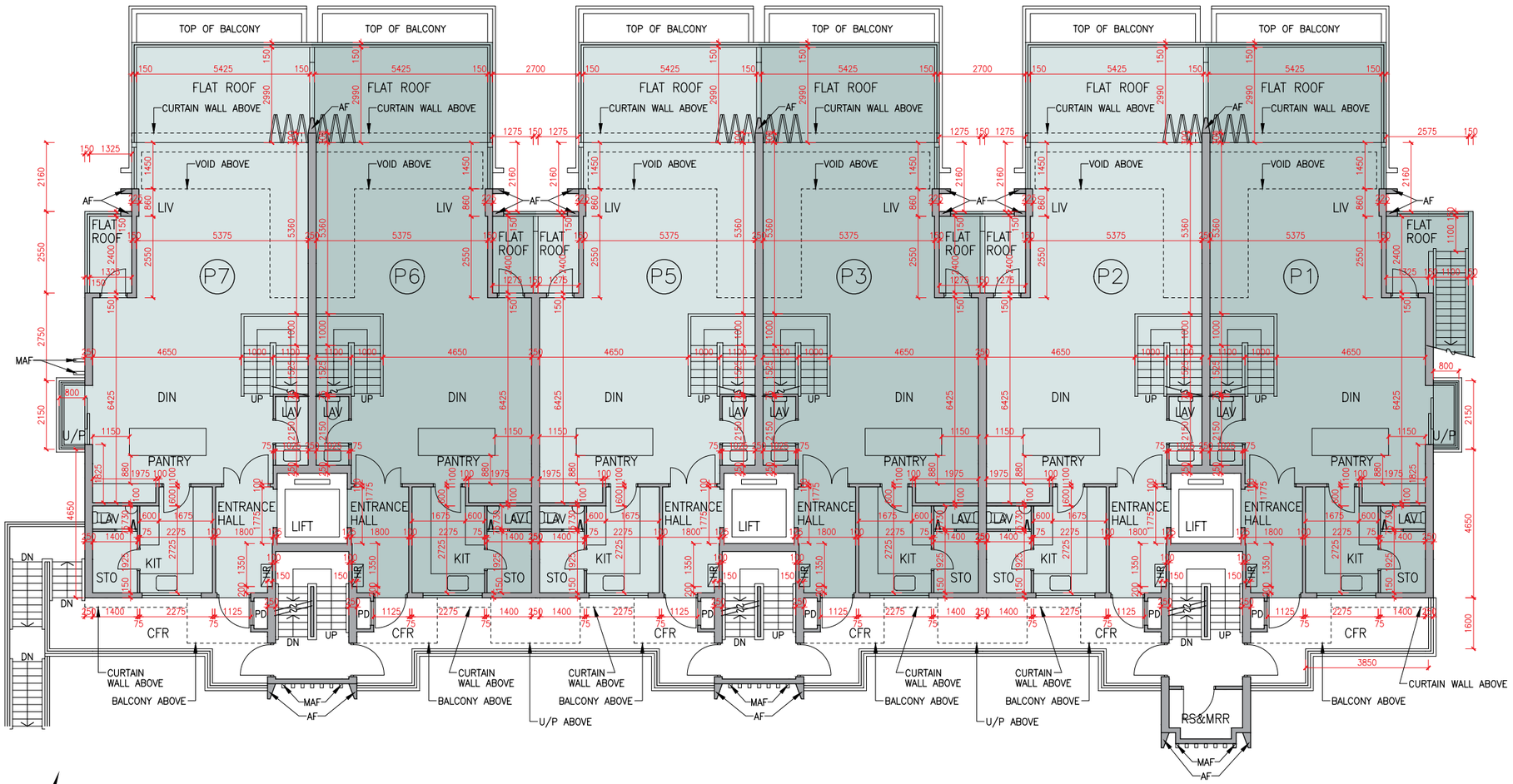

KEY SECTION 索引橫截面圖

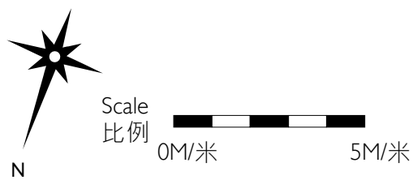

Description 描述		Residential Unit 單位					
		Penthouse Triplex 頂層三複式					
		P1	P2	P3	P5	P6	P7
Floor-to-floor height (refers to the height between the top surface of the structural slab of a floor and the top surface of the structural slab of its immediate upper floor) of each residential property (m) 每個住宅物業的層與層之間的高度(指該樓層之石屎地台面與上一層石屎地台面之高度距離)(米)	1/F 1樓	3.500 3.525 3.850 6.700 7.000	3.500 3.525 3.850 6.700 7.000				
Thickness of the floor slabs (excluding plaster) of each residential property (mm) 每個住宅物業的樓板(不包括灰泥)的厚度(毫米)	1/F 1樓	150 175 200 225					

The internal areas of the residential properties on the upper floors will generally be slightly larger than those on the lower floors because of the reducing thickness of the structural walls on the upper floors.
因住宅物業的較高樓層的結構牆的厚度遞減，較高樓層的內部面積，一般比較低樓層的內部面積稍大。

Remarks : 1. The dimensions in the floor plans are all structural dimensions in millimetre.
2. The entrance hall (serving as a private lift lobby) forms part of a residential property, is not a common part of the Development. Where applicable, the saleable area of the relevant residential properties specified in the section "Area of Residential Properties in the Development" already includes the floor areas of such entrance hall. The Authorised Person for the Development has certified that (a) there is no restriction on the usage of such entrance hall which will affect owner's enjoyment of the relevant residential property and (b) such entrance hall is made for the exclusive use of the owner of the relevant residential property.

備註： 1. 樓面平面圖之尺規所列數字為以毫米標示之建築結構尺寸。
2. 入口大堂(作為私人升降機大堂)屬住宅物業一部分，並非發展項目之公用部分。如適用，在「發展項目中的住宅物業的面積」部分內所列出的有關住宅物業之實用面積包括該入口大堂之樓面面積。發展項目的認可人士已證明入口大堂(a)在使用上沒有限制亦不會對相關住宅物業業主享用該住宅物業造成影響及(b)是專供相關住宅物業業主使用而設。

LEGEND 1 圖例 1

A/C PLANT ROOM (UNCOVERED)	= Air Conditioner Plant Room (uncovered) 空調機房 (沒有上蓋)
A/C PLANT ROOM	= Air Conditioner Plant Room 空調機房
A/C PLATFORM	= Air Conditioner Platform 空調機平台
A/C PLATFORM ABOVE	= Air Conditioner Platform Above 上層空調機平台
ACOUSTIC FIN	= 隔音牆
AD	= Air Duct 通風管道槽
AF	= Architectural Feature 建築裝飾
AF ABOVE	= Architectural Feature Above 上層建築裝飾
AF ON 1/F	= 建築裝飾於1樓
B	= Bathroom 浴室
BAL	= Balcony 露台
BALCONY ABOVE	= Balcony above 上層露台
BR	= Bedroom 睡房
BUILDING LINE ABOVE	= 上方之建築邊線
CANOPY	= 簷篷
CANOPY ABOVE	= 上層簷篷
CD	= Cable Duct 電線管道槽
CFR	= Common Flat Roof 公用平台
CPR	= Common Pitched Roof 公用傾斜屋頂
CONS	= Conservatory 溫室
CURTAIN WALL ABOVE	= 上方之幕牆
DN	= Down 下

Block E 座　2/F 2樓

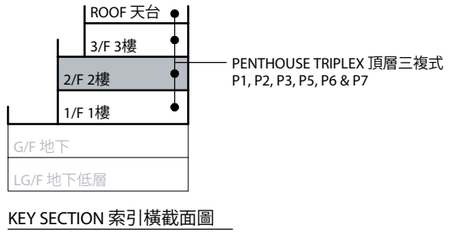

KEY SECTION 索引橫截面圖

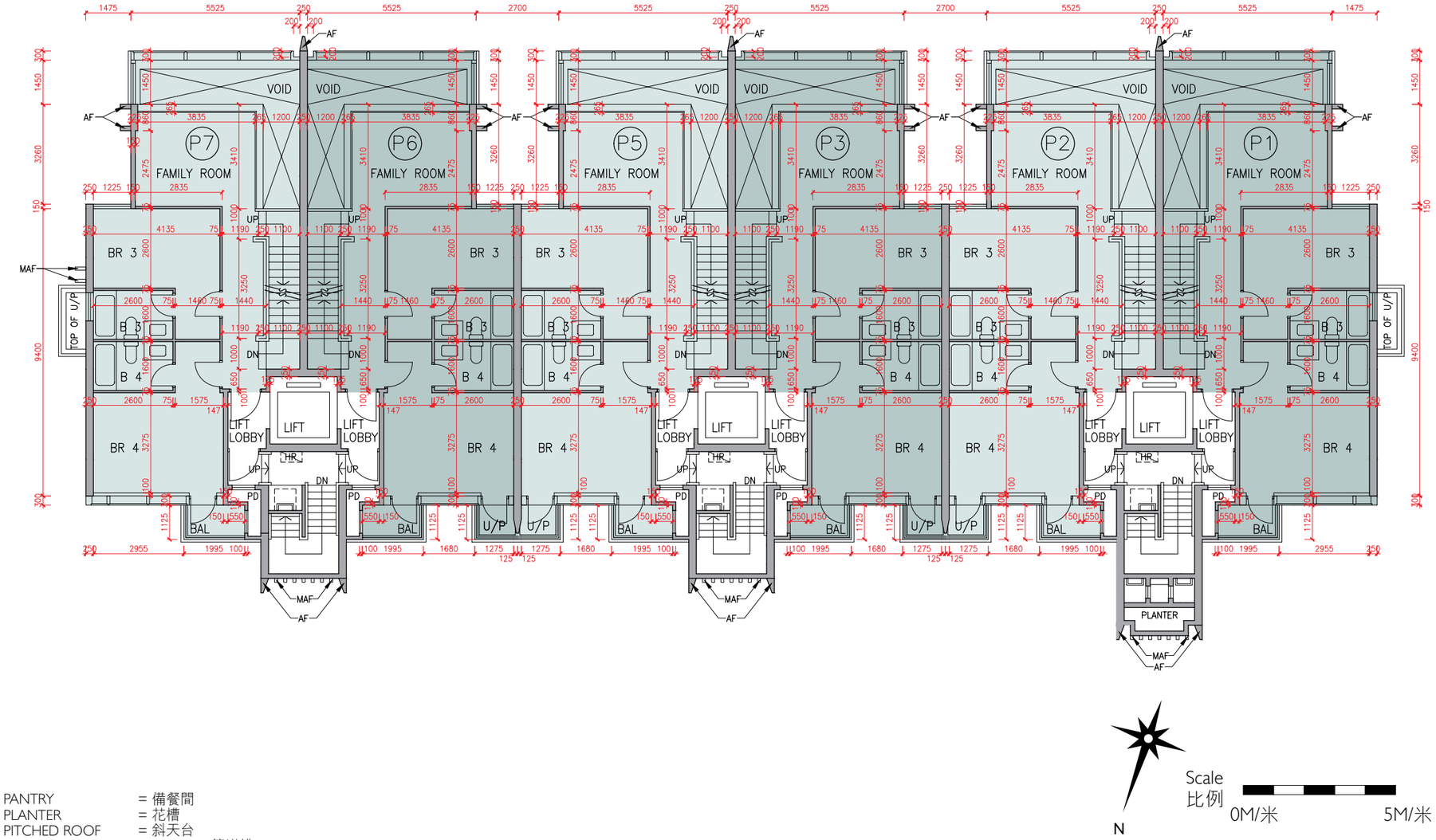

LEGEND 2　圖例 2

DIN	= Dining Room 飯廳
DOG HOUSE	= Mechanical & Electrical Services Duct Connecting to the Floor Below 連接下層的機電設施管道
DPMR	= Drainage Pipe Maintenance Room 排水管維修房
ELV	= Extra Low Voltage Duct 低電壓管道
EMR	= Electricity Meter Room 電錶房
ENTRANCE HALL	= 入口大堂
FAMILY ROOM	= 家庭廳
FLAT ROOF	= 平台
GARDEN	= 花園
HR	= Hose Reel 消防喉轆
JACUZZI	= 按摩池
KIT	= Kitchen 廚房
LAV	= Lavatory 洗手間
LIFT	= 升降機
LIFT LOBBY	= 升降機大堂
LIFT SHAFT	= 升降機槽
LIV	= Living Room 客廳
LIV / DIN	= Living / Dining Room 客/飯廳
MAF	= Metal Architectural Feature 金屬建築裝飾
MBR	= Master Bedroom 主人睡房
MB	= Master Bathroom 主人浴室
OPEN PIPE WELL	= 開放式管道井
OWM	= Openable Window For Maintenance 維修窗口
PANTRY	= 備餐間
PLANTER	= 花槽
PITCHED ROOF	= 斜天台
PD	= Pipe Duct 管道槽
PLANTER	= 花槽
ROOF	= 天台
RS & MRR	= Refuse Storage & Material Recovery Room 垃圾及物料回收室
SKYLIGHT	= 天窗
SV	= Smoke Vent 排煙口
STO	= Store 儲物房
SWIMMING POOL	= 游泳池
TOP OF BALCONY	= 下層露台上蓋
TOP OF CURTAIN WALL	= 幕牆頂部
TOP OF U/P	= Top of Utility Platform 下層工作平台上蓋
UP	= Up 上
U/P	= Utility Platform 工作平台
U/P ABOVE	= Utility Platform Above 上層工作平台
VOID	= 中空
VOID ABOVE	= 上層中空
WALK-IN CLOSET	= 衣帽間
WMC	= Water Meter Cabinet 水錶箱
WMR	= Water Meter Room 水錶房

The internal areas of the residential properties on the upper floors will generally be slightly larger than those on the lower floors because of the reducing thickness of the structural walls on the upper floors.
因住宅物業的較高樓層的結構牆的厚度遞減，較高樓層的內部面積，一般比較低樓層的內部面積稍大。

Remark: The dimensions in the floor plans are all structural dimensions in millimetre.
備註：樓面平面圖之尺規所列數字為以毫米標示之建築結構尺寸。

Description 描述		Residential Unit 單位 Penthouse Triplex 頂層三複式 P1	P2	P3	P5	P6	P7
Floor-to-floor height (refers to the height between the top surface of the structural slab of a floor and the top surface of the structural slab of its immediate upper floor) of each residential property (m) 每個住宅物業的層與層之間的高度(指該樓層之石屎地台面與上一層石屎地台面之高度距離)(米)	2/F 2樓	3.200 3.260 3.450 3.500					
Thickness of the floor slabs (excluding plaster) of each residential property (mm) 每個住宅物業的樓板(不包括灰泥)的厚度(毫米)	2/F 2樓	150 175 200					

Block E 座　3/F 3樓

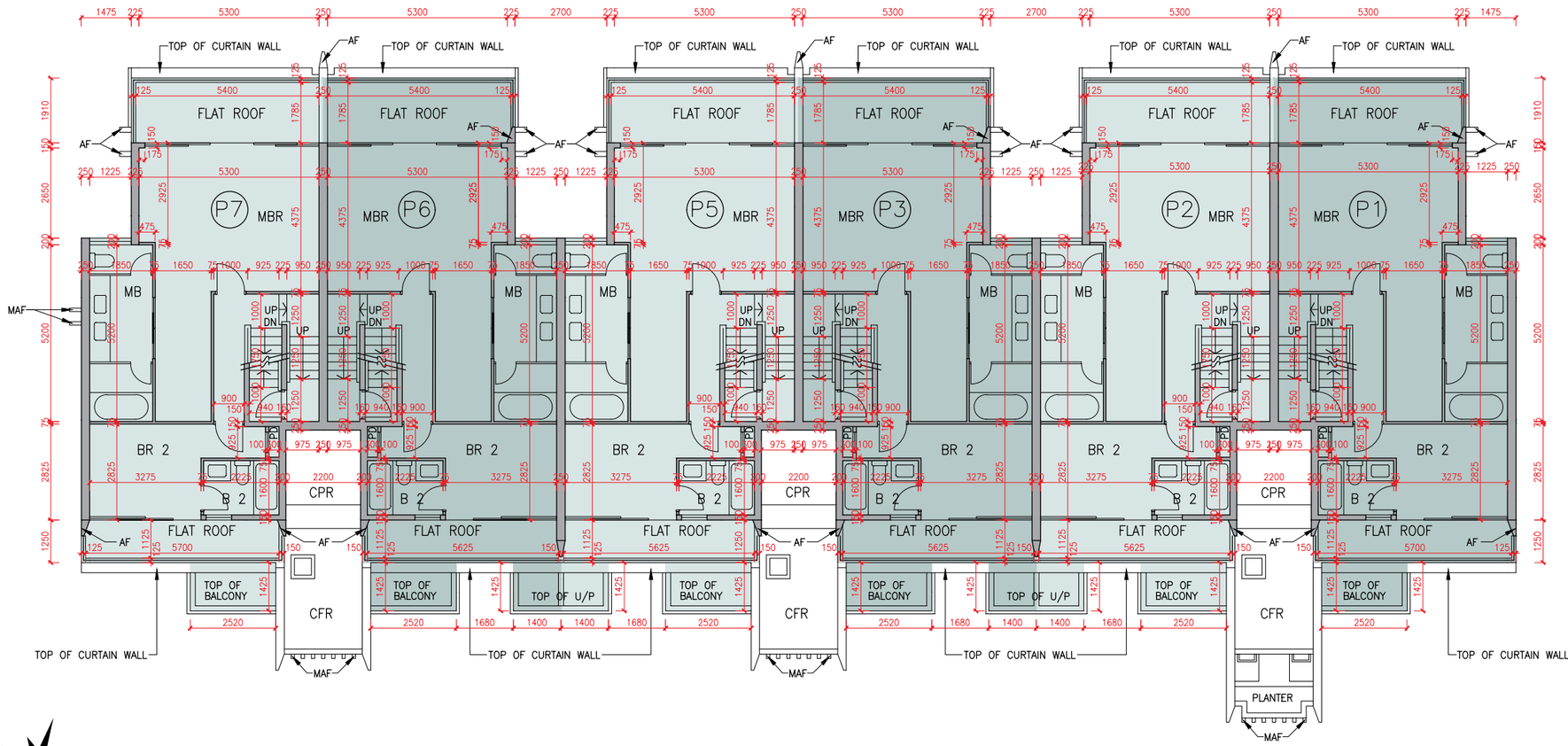

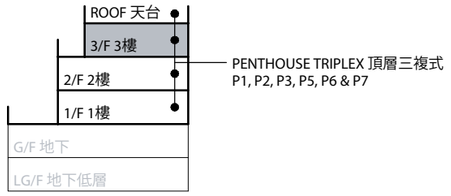

KEY SECTION 索引橫截面圖

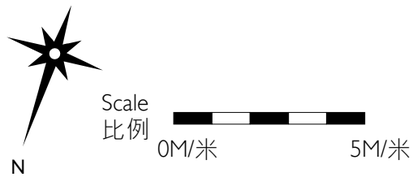

Description 描述		Residential Unit 單位 Penthouse Triplex 頂層三複式					
		P1	P2	P3	P5	P6	P7
Floor-to-floor height (refers to the height between the top surface of the structural slab of a floor and the top surface of the structural slab of its immediate upper floor) of each residential property (m) 每個住宅物業的層與層之間的高度(指該樓層之石屎地台面與上一層石屎地台面之高度距離)(米)	3/F 3樓	3.500 3.550 3.800					
Thickness of the floor slabs (excluding plaster) of each residential property (mm) 每個住宅物業的樓板(不包括灰泥)的厚度(毫米)	3/F 3樓	150 175					

The internal areas of the residential properties on the upper floors will generally be slightly larger than those on the lower floors because of the reducing thickness of the structural walls on the upper floors.
因住宅物業的較高樓層的結構牆的厚度遞減，較高樓層的內部面積，一般比較低樓層的內部面積稍大。

Remark: The dimensions in the floor plans are all structural dimensions in millimetre.
備註：樓面平面圖之尺規所列數字為以毫米標示之建築結構尺寸。

LEGEND I 圖例 1

A/C PLANT ROOM (UNCOVERED)	= Air Conditioner Plant Room (uncovered) 空調機房 (沒有上蓋)	CD	= Cable Duct 電線管道槽
A/C PLANT ROOM	= Air Conditioner Plant Room 空調機房	CFR	= Common Flat Roof 公用平台
A/C PLATFORM	= Air Conditioner Platform 空調機平台	CPR	= Common Pitched Roof 公用傾斜屋頂
A/C PLATFORM ABOVE	= Air Conditioner Platform Above 上層空調機平台	CONS	= Conservatory 溫室
ACOUSTIC FIN	= 隔音牆	CURTAIN WALL ABOVE	= 上方之幕牆
AD	= Air Duct 通風管道槽	DN	= Down 下
AF	= Architectural Feature 建築裝飾	DIN	= Dining Room 飯廳
AF ABOVE	= Architectural Feature Above 上層建築裝飾	DOG HOUSE	= Mechanical & Electrical Services Duct Connecting to the Floor Below 連接下層的機電設施管道
AF ON 1/F	= 建築裝飾於1樓	DPMR	= Drainage Pipe Maintenance Room 排水管維修房
B	= Bathroom 浴室	ELV	= Extra Low Voltage Duct 低電壓管道
BAL	= Balcony 露台	EMR	= Electricity Meter Room 電錶房
BALCONY ABOVE	= Balcony above 上層露台	ENTRANCE HALL	= 入口大堂
BR	= Bedroom 睡房	FAMILY ROOM	= 家庭廳
BUILDING LINE ABOVE	= 上方之建築邊線	FLAT ROOF	= 平台
CANOPY	= 簷篷	GARDEN	= 花園
CANOPY ABOVE	= 上層簷篷	HR	= Hose Reel 消防喉轆

Block E 座　Roof 天台

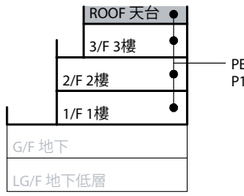

KEY SECTION 索引橫截面圖

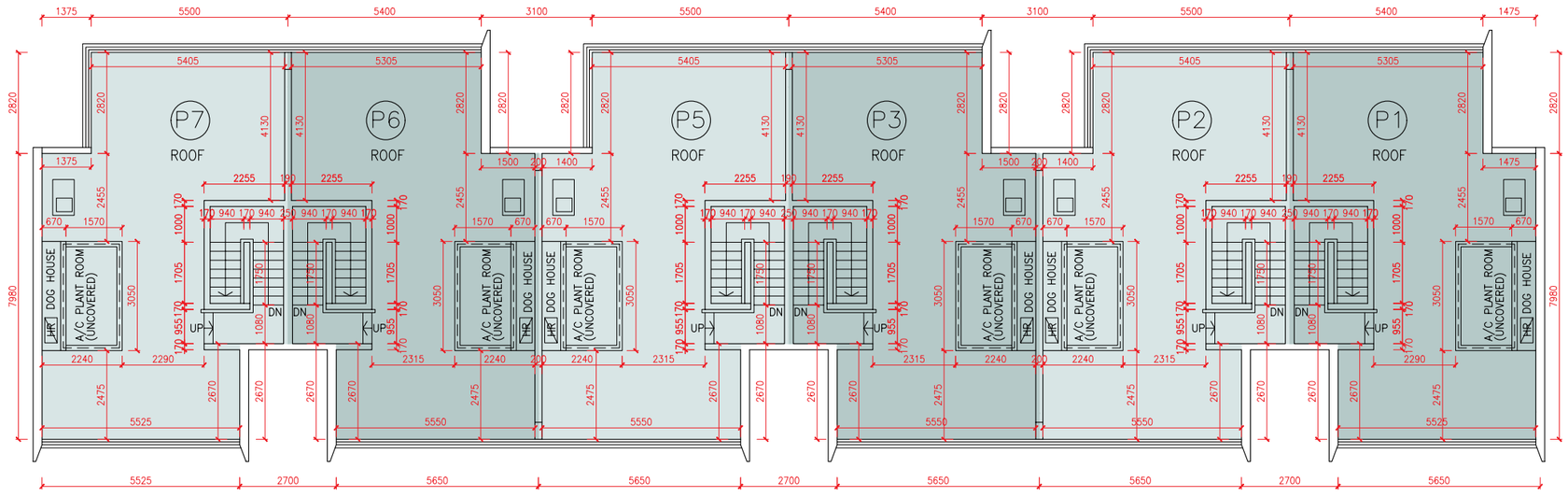

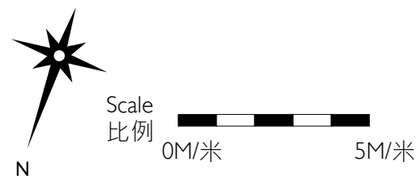

LEGEND 2　圖例 2

JACUZZI	= 按摩池
KIT	= Kitchen 廚房
LAV	= Lavatory 洗手間
LIFT	= 升降機
LIFT LOBBY	= 升降機大堂
LIFT SHAFT	= 升降機槽
LIV	= Living Room 客廳
LIV / DIN	= Living / Dining Room 客/飯廳
MAF	= Metal Architectural Feature 金屬建築裝飾
MBR	= Master Bedroom 主人睡房
MB	= Master Bathroom 主人浴室
OPEN PIPE WELL	= 開放式管道井
OWM	= Openable Window For Maintenance 維修窗口
PANTRY	= 備餐間
PLANTER	= 花槽
PITCHED ROOF	= 斜天台
PD	= Pipe Duct 管道槽
PLANTER	= 花槽
ROOF	= 天台
RS & MRR	= Refuse Storage & Material Recovery Room 垃圾及物料回收室
SKYLIGHT	= 天窗
SV	= Smoke Vent 排煙口
STO	= Store 儲物房
SWIMMING POOL	= 游泳池
TOP OF BALCONY	= 下層露台上蓋
TOP OF CURTAIN WALL	= 幕牆頂部
TOP OF U/P	= Top of Utility Platform 下層工作平台上蓋
UP	= Up 上
U/P	= Utility Platform 工作平台
U/P ABOVE	= Utility Platform Above 上層工作平台
VOID	= 中空
VOID ABOVE	= 上層中空
WALK-IN CLOSET	= 衣帽間
WMC	= Water Meter Cabinet 水錶箱
WMR	= Water Meter Room 水錶房

The internal areas of the residential properties on the upper floors will generally be slightly larger than those on the lower floors because of the reducing thickness of the structural walls on the upper floors.
因住宅物業的較高樓層的結構牆的厚度遞減，較高樓層的內部面積，一般比較低樓層的內部面積稍大。

Remark: The dimensions in the floor plans are all structural dimensions in millimetre.
備註：樓面平面圖之尺規所列數字為以毫米標示之建築結構尺寸。

Block F 座　LG/F 地下低層

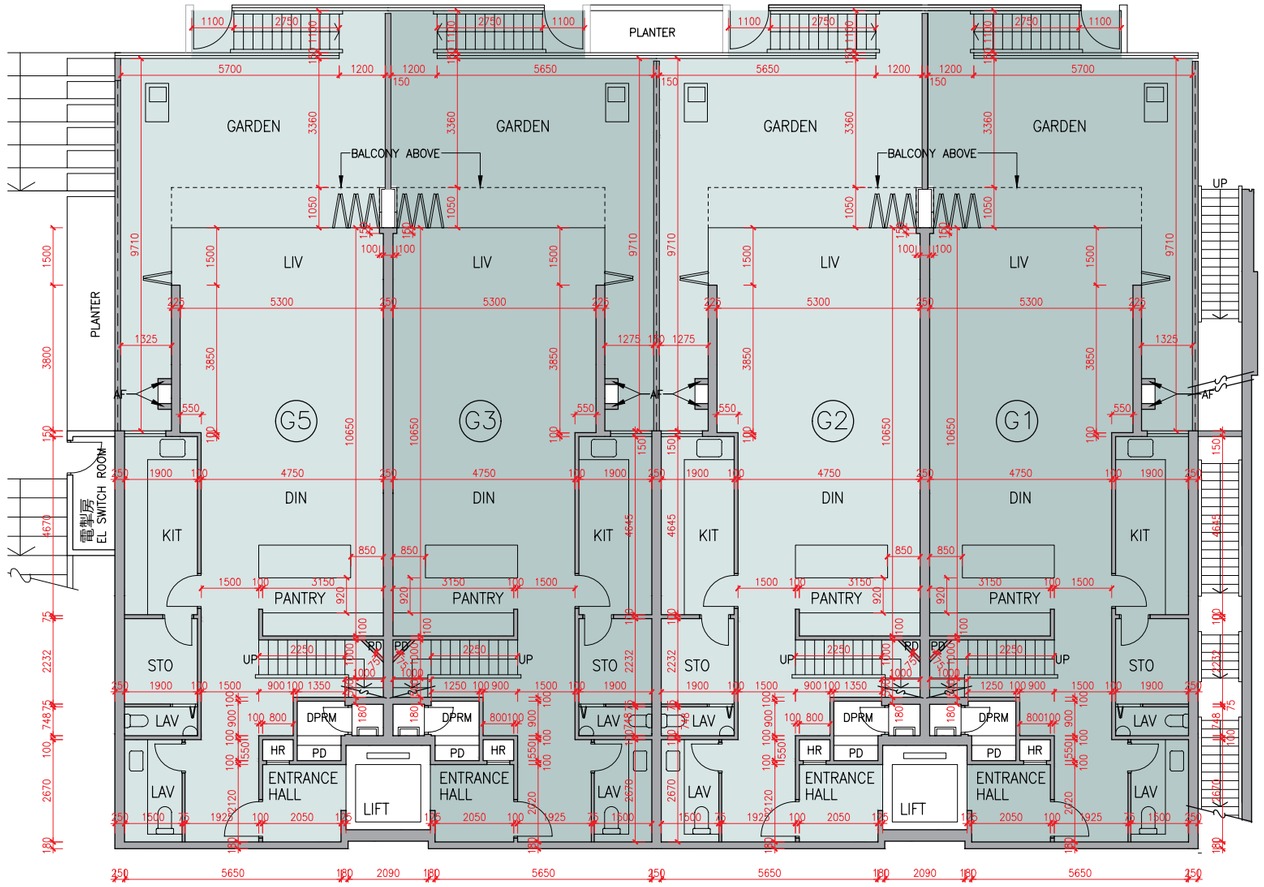

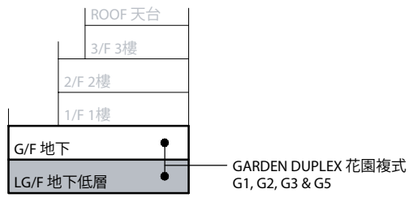

KEY SECTION 索引橫截面圖

Description 描述		Residential Unit 單位 Garden Duplex 花園複式 G1	G2	G3	G5
Floor-to-floor height (refers to the height between the top surface of the structural slab of a floor and the top surface of the structural slab of its immediate upper floor) of each residential property (m) 每個住宅物業的層與層之間的高度(指該樓層之石屎地台面與上一層石屎地台面之高度距離)(米)	LG/F 地下低層	3.350 3.450 3.500 3.850 7.000			
Thickness of the floor slabs (excluding plaster) of each residential property (mm) 每個住宅物業的樓板(不包括灰泥)的厚度(毫米)	LG/F 地下低層	150 175 250			

The internal areas of the residential properties on the upper floors will generally be slightly larger than those on the lower floors because of the reducing thickness of the structural walls on the upper floors.
因住宅物業的較高樓層的結構牆的厚度遞減，較高樓層的內部面積，一般比較低樓層的內部面積稍大。

Remarks : 1. The dimensions in the floor plans are all structural dimensions in millimetre.
2. The entrance hall (serving as a private lift lobby) forms part of a residential property, is not a common part of the Development. Where applicable, the saleable area of the relevant residential properties specified in the section "Area of Residential Properties in the Development" already includes the floor areas of such entrance hall. The Authorised Person for the Development has certified that (a) there is no restriction on the usage of such entrance hall which will affect owner's enjoyment of the relevant residential property and (b) such entrance hall is made for the exclusive use of the owner of the relevant residential property.

備註： 1. 樓面平面圖之尺規所列數字為以毫米標示之建築結構尺寸。
2. 入口大堂(作為私人升降機大堂)屬住宅物業一部分，並非發展項目之公用部分。如適用，在「發展項目中的住宅物業的面積」部分內所列出的有關住宅物業之實用面積包括該入口大堂之樓面面積。發展項目的認可人士已證明入口大堂(a)在使用上沒有限制亦不會對相關住宅物業業主享用該住宅物業造成影響及(b)是專供相關住宅物業業主使用而設。

LEGEND I 圖例 1

A/C PLANT ROOM (UNCOVERED)	= Air Conditioner Plant Room (uncovered) 空調機房 (沒有上蓋)	CD	= Cable Duct 電線管道槽
A/C PLANT ROOM	= Air Conditioner Plant Room 空調機房	CFR	= Common Flat Roof 公用平台
A/C PLATFORM	= Air Conditioner Platform 空調機平台	CPR	= Common Pitched Roof 公用傾斜屋頂
A/C PLATFORM ABOVE	= Air Conditioner Platform Above 上層空調機平台	CONS	= Conservatory 溫室
ACOUSTIC FIN	= 隔音牆	CURTAIN WALL ABOVE	= 上方之幕牆
AD	= Air Duct 通風管道槽	DN	= Down 下
AF	= Architectural Feature 建築裝飾	DIN	= Dining Room 飯廳
AF ABOVE	= Architectural Feature Above 上層建築裝飾	DOG HOUSE	= Mechanical & Electrical Services Duct Connecting to the Floor Below 連接下層的機電設施管道
AF ON 1/F	= 建築裝飾於1樓	DPMR	= Drainage Pipe Maintenance Room 排水管維修房
B	= Bathroom 浴室	ELV	= Extra Low Voltage Duct 低電壓管道
BAL	= Balcony 露台	EMR	= Electricity Meter Room 電錶房
BALCONY ABOVE	= Balcony above 上層露台	ENTRANCE HALL	= 入口大堂
BR	= Bedroom 睡房	FAMILY ROOM	= 家庭廳
BUILDING LINE ABOVE	= 上方之建築邊線	FLAT ROOF	= 平台
CANOPY	= 簷篷	GARDEN	= 花園
CANOPY ABOVE	= 上層簷篷	HR	= Hose Reel 消防喉轆

Scale 比例　0M/米　5M/米

N

Block F 座　G/F 地下

Description 描述		Residential Unit 單位 Garden Duplex 花園複式 G1	G2	G3	G5
Floor-to-floor height (refers to the height between the top surface of the structural slab of a floor and the top surface of the structural slab of its immediate upper floor) of each residential property (m) 每個住宅物業的層與層之間的高度(指該樓層之石屎地台面與上一層石屎地台面之高度距離)(米)	G/F 地下	3.150	3.200	3.300	3.475 3.500 3.550
Thickness of the floor slabs (excluding plaster) of each residential property (mm) 每個住宅物業的樓板(不包括灰泥)的厚度(毫米)	G/F 地下	150	175	225	300

The internal areas of the residential properties on the upper floors will generally be slightly larger than those on the lower floors because of the reducing thickness of the structural walls on the upper floors.
因住宅物業的較高樓層的結構牆的厚度遞減，較高樓層的內部面積，一般比較低樓層的內部面積稍大。

Remark : The dimensions in the floor plans are all structural dimensions in millimetre.
備註：樓面平面圖之尺規所列數字為以毫米標示之建築結構尺寸。

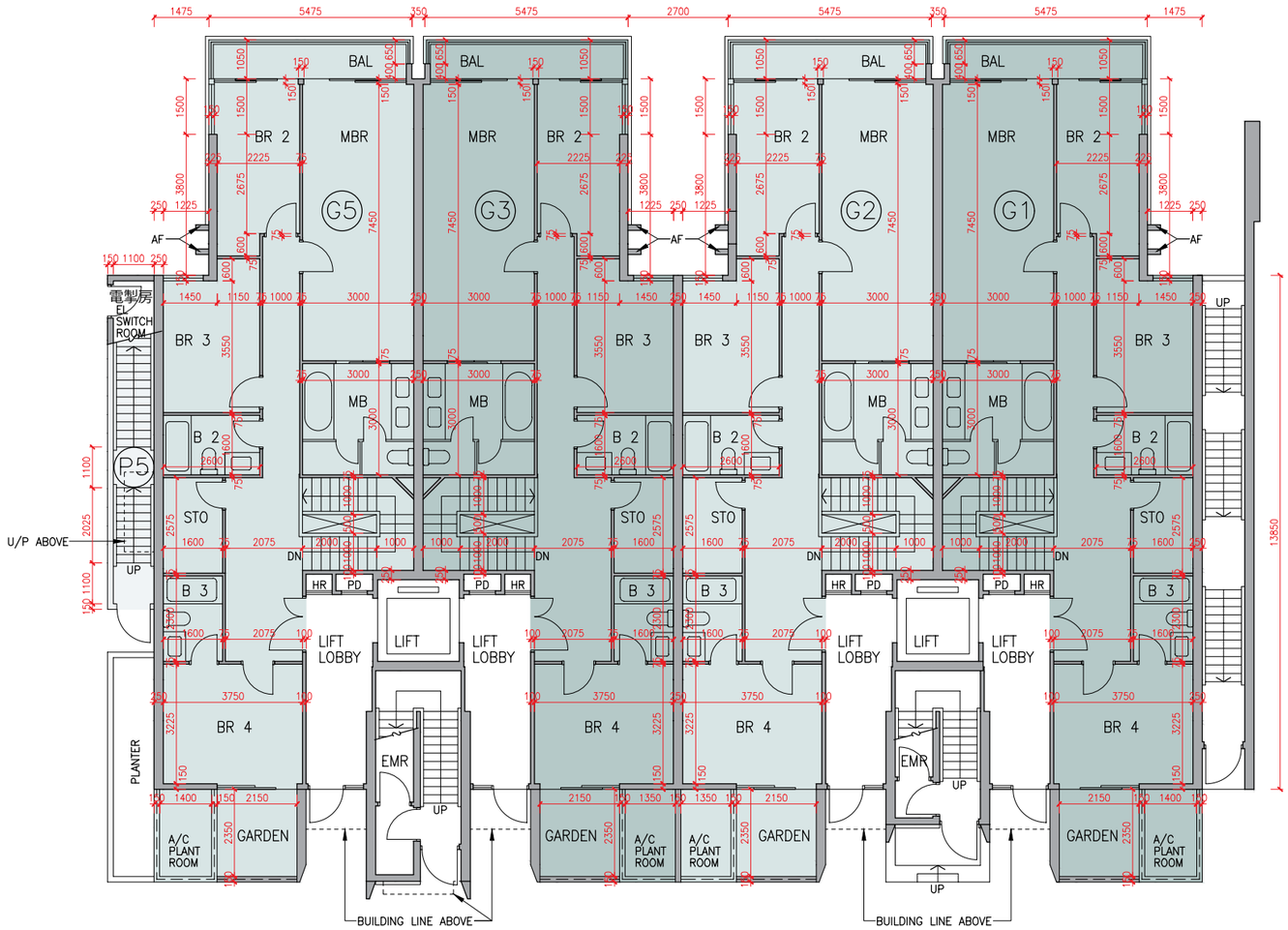

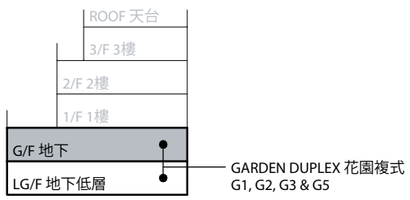

KEY SECTION 索引橫截面圖

LEGEND 2　圖例 2

JACUZZI	= 按摩池	RS & MRR	= Refuse Storage & Material Recovery Room 垃圾及物料回收室
KIT	= Kitchen 廚房	SKYLIGHT	= 天窗
LAV	= Lavatory 洗手間	SV	= Smoke Vent 排煙口
LIFT	= 升降機	STO	= Store 儲物房
LIFT LOBBY	= 升降機大堂	SWIMMING POOL	= 游泳池
LIFT SHAFT	= 升降機槽	TOP OF BALCONY	= 下層露台上蓋
LIV	= Living Room 客廳	TOP OF CURTAIN WALL	= 幕牆頂部
LIV / DIN	= Living / Dining Room 客/飯廳	TOP OF U/P	= Top of Utility Platform 下層工作平台上蓋
MAF	= Metal Architectural Feature 金屬建築裝飾	UP	= Up 上
MBR	= Master Bedroom 主人睡房	U/P	= Utility Platform 工作平台
MB	= Master Bathroom 主人浴室	U/P ABOVE	= Utility Platform Above 上層工作平台
OPEN PIPE WELL	= 開放式管道井	VOID	= 中空
OWM	= Openable Window For Maintenance 維修窗口	VOID ABOVE	= 上層中空
PANTRY	= 備餐間	WALK-IN CLOSET	= 衣帽間
PLANTER	= 花槽	WMC	= Water Meter Cabinet 水錶箱
PITCHED ROOF	= 斜天台	WMR	= Water Meter Room 水錶房
PD	= Pipe Duct 管道槽		
PLANTER	= 花槽		
ROOF	= 天台		

N

Scale 比例
0M/米　5M/米

Block F 座　1/F 1樓

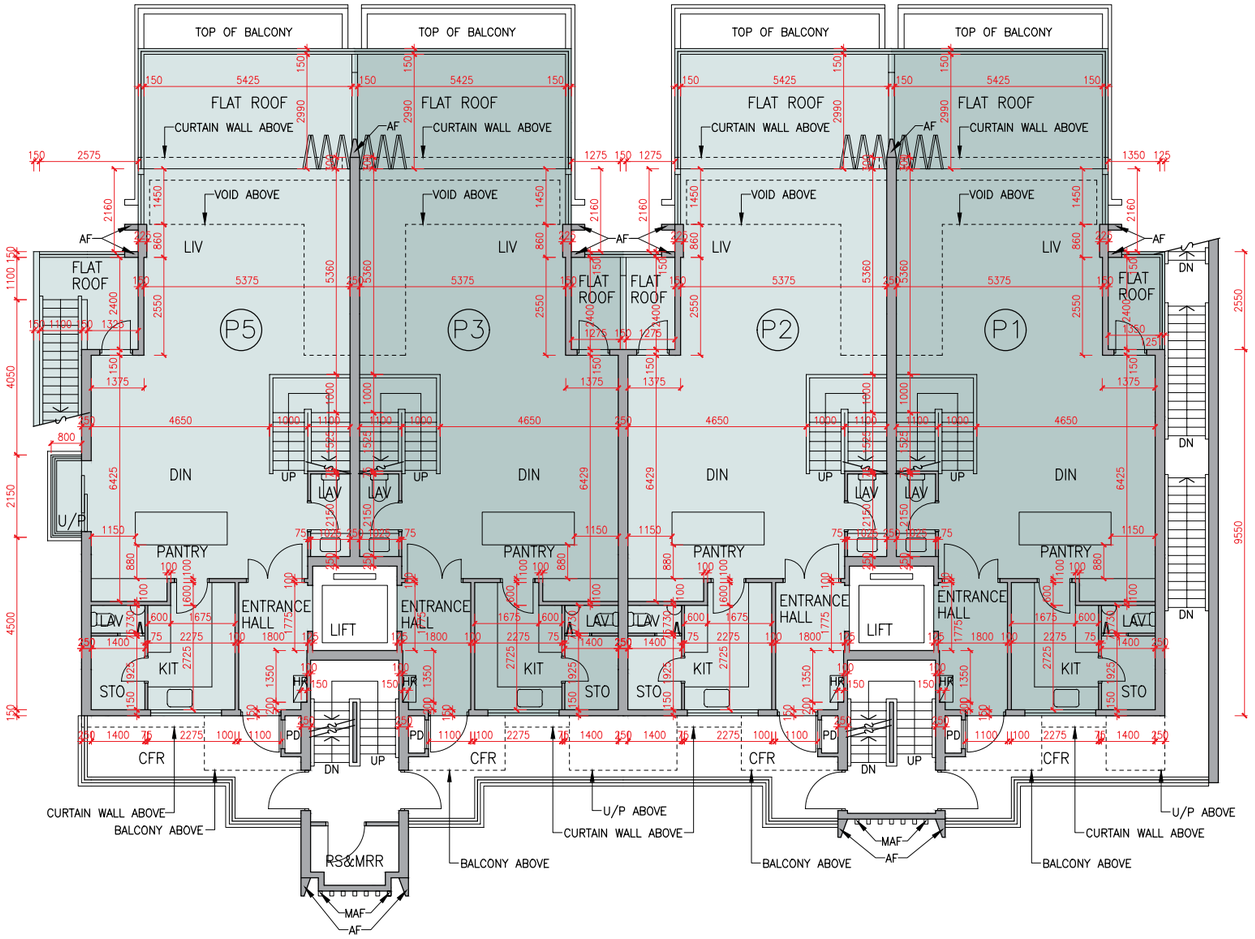

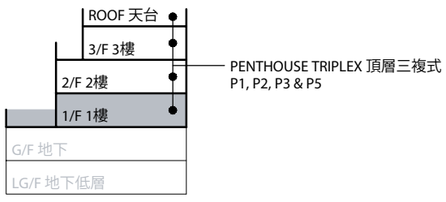

KEY SECTION 索引橫截面圖

Description 描述		Residential Unit 單位 Penthouse Triplex 頂層三複式 P1	P2	P3	P5
Floor-to-floor height (refers to the height between the top surface of the structural slab of a floor and the top surface of the structural slab of its immediate upper floor) of each residential property (m) 每個住宅物業的層與層之間的高度(指該樓層之石屎地台面與上一層石屎地台面之高度距離)(米)	1/F 1樓	3.500	3.525	3.850	6.700	3.500 3.525 3.850 6.700 7.000
Thickness of the floor slabs (excluding plaster) of each residential property (mm) 每個住宅物業的樓板(不包括灰泥)的厚度(毫米)	1/F 1樓	150 175 200			

The internal areas of the residential properties on the upper floors will generally be slightly larger than those on the lower floors because of the reducing thickness of the structural walls on the upper floors.
因住宅物業的較高樓層的結構牆的厚度遞減，較高樓層的內部面積，一般比較低樓層的內部面積稍大。

Remarks : 1. The dimensions in the floor plans are all structural dimensions in millimetre.
2. The entrance hall (serving as a private lift lobby) forms part of a residential property, is not a common part of the Development. Where applicable, the saleable area of the relevant residential properties specified in the section "Area of Residential Properties in the Development" already includes the floor areas of such entrance hall. The Authorised Person for the Development has certified that (a) there is no restriction on the usage of such entrance hall which will affect owner's enjoyment of the relevant residential property and (b) such entrance hall is made for the exclusive use of the owner of the relevant residential property.

備註： 1. 樓面平面圖之尺規所列數字為以毫米標示之建築結構尺寸。
2. 入口大堂(作為私人升降機大堂)屬住宅物業一部分，並非發展項目之公用部分。如適用，在「發展項目中的住宅物業的面積」部分內所列出的有關住宅物業之實用面積包括該入口大堂之樓面面積。發展項目的認可人士已證明入口大堂(a)在使用上沒有限制亦不會對相關住宅物業業主享用該住宅物業造成影響及(b)是專供相關住宅物業業主使用而設。

LEGEND I 圖例 1

A/C PLANT ROOM (UNCOVERED)	= Air Conditioner Plant Room (uncovered) 空調機房 (沒有上蓋)	CD	= Cable Duct 電線管道槽
A/C PLANT ROOM	= Air Conditioner Plant Room 空調機房	CFR	= Common Flat Roof 公用平台
A/C PLATFORM	= Air Conditioner Platform 空調機平台	CPR	= Common Pitched Roof 公用傾斜屋頂
A/C PLATFORM ABOVE	= Air Conditioner Platform Above 上層空調機平台	CONS	= Conservatory 溫室
ACOUSTIC FIN	= 隔音牆	CURTAIN WALL ABOVE	= 上方之幕牆
AD	= Air Duct 通風管道槽	DN	= Down 下
AF	= Architectural Feature 建築裝飾	DIN	= Dining Room 飯廳
AF ABOVE	= Architectural Feature Above 上層建築裝飾	DOG HOUSE	= Mechanical & Electrical Services Duct Connecting to the Floor Below 連接下層的機電設施管道
AF ON 1/F	= 建築裝飾於1樓	DPMR	= Drainage Pipe Maintenance Room 排水管維修房
B	= Bathroom 浴室	ELV	= Extra Low Voltage Duct 低電壓管道
BAL	= Balcony 露台	EMR	= Electricity Meter Room 電錶房
BALCONY ABOVE	= Balcony above 上層露台	ENTRANCE HALL	= 入口大堂
BR	= Bedroom 睡房	FAMILY ROOM	= 家庭廳
BUILDING LINE ABOVE	= 上方之建築邊線	FLAT ROOF	= 平台
CANOPY	= 簷篷	GARDEN	= 花園
CANOPY ABOVE	= 上層簷篷	HR	= Hose Reel 消防喉轆

Scale 比例 0M/米 5M/米

N

Block F 座　2/F 2樓

Description 描述		Residential Unit 單位 Penthouse Triplex 頂層三複式			
		P1	P2	P3	P5
Floor-to-floor height (refers to the height between the top surface of the structural slab of a floor and the top surface of the structural slab of its immediate upper floor) of each residential property (m) 每個住宅物業的層與層之間的高度(指該樓層之石屎地台面與上一層石屎地台面之高度距離)(米)	2/F 2樓	3.200	3.260	3.450	3.500
Thickness of the floor slabs (excluding plaster) of each residential property (mm) 每個住宅物業的樓板(不包括灰泥)的厚度(毫米)	2/F 2樓	150	175	200	

The internal areas of the residential properties on the upper floors will generally be slightly larger than those on the lower floors because of the reducing thickness of the structural walls on the upper floors.
因住宅物業的較高樓層的結構牆的厚度遞減，較高樓層的內部面積，一般比較低樓層的內部面積稍大。

Remark : The dimensions in the floor plans are all structural dimensions in millimetre.
備註：樓面平面圖之尺規所列數字為以毫米標示之建築結構尺寸。

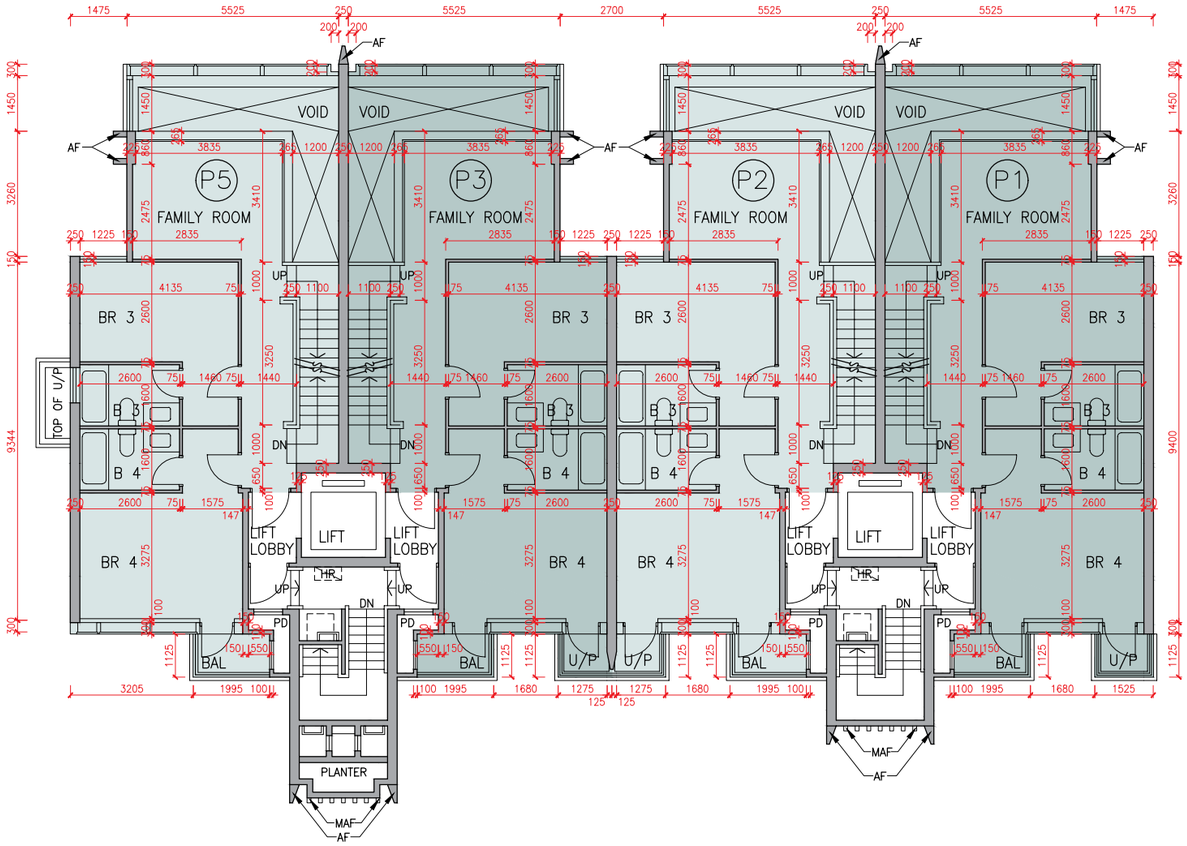

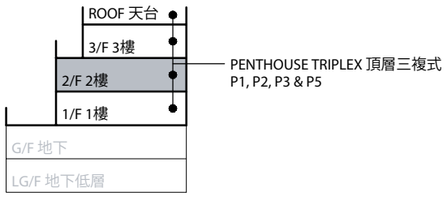

KEY SECTION 索引橫截面圖

LEGEND 2　圖例 2

JACUZZI	= 按摩池	RS & MRR	= Refuse Storage & Material Recovery Room 垃圾及物料回收室
KIT	= Kitchen 廚房	SKYLIGHT	= 天窗
LAV	= Lavatory 洗手間	SV	= Smoke Vent 排煙口
LIFT	= 升降機	STO	= Store 儲物房
LIFT LOBBY	= 升降機大堂	SWIMMING POOL	= 游泳池
LIFT SHAFT	= 升降機槽	TOP OF BALCONY	= 下層露台上蓋
LIV	= Living Room 客廳	TOP OF CURTAIN WALL	= 幕牆頂部
LIV / DIN	= Living / Dining Room 客/飯廳	TOP OF U/P	= Top of Utility Platform 下層工作平台上蓋
MAF	= Metal Architectural Feature 金屬建築裝飾	UP	= Up 上
MBR	= Master Bedroom 主人睡房	U/P	= Utility Platform 工作平台
MB	= Master Bathroom 主人浴室	U/P ABOVE	= Utility Platform Above 上層工作平台
OPEN PIPE WELL	= 開放式管道井	VOID	= 中空
OWM	= Openable Window For Maintenance 維修窗口	VOID ABOVE	= 上層中空
PANTRY	= 備餐間	WALK-IN CLOSET	= 衣帽間
PLANTER	= 花槽	WMC	= Water Meter Cabinet 水錶箱
PITCHED ROOF	= 斜天台	WMR	= Water Meter Room 水錶房
PD	= Pipe Duct 管道槽		
PLANTER	= 花槽		
ROOF	= 天台		

N

Scale 比例
0M/米　5M/米

Block F 座　3/F 3樓

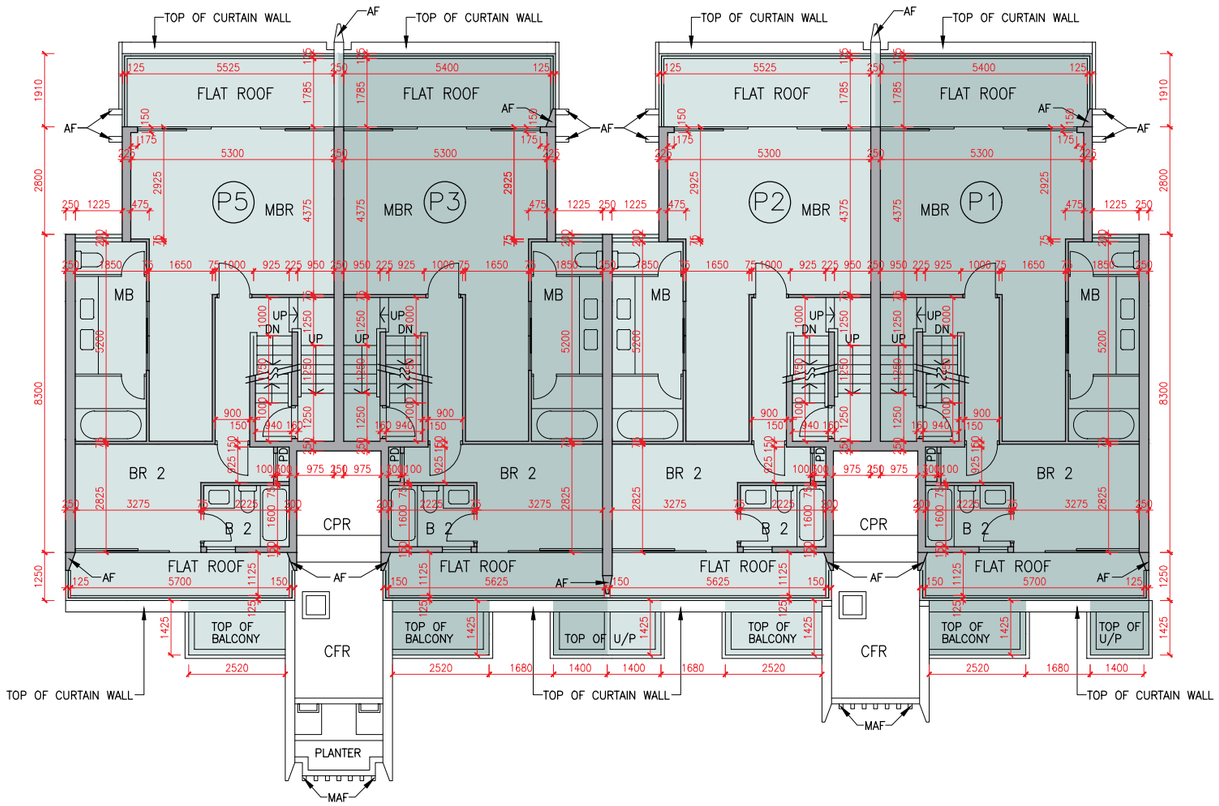

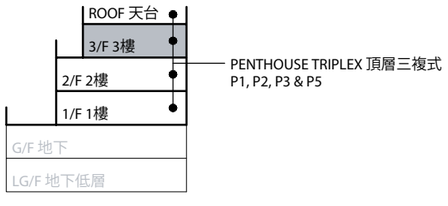

KEY SECTION 索引橫截面圖

Description 描述		Residential Unit 單位 Penthouse Triplex 頂層三複式 P1	P2	P3	P5
Floor-to-floor height (refers to the height between the top surface of the structural slab of a floor and the top surface of the structural slab of its immediate upper floor) of each residential property (m) 每個住宅物業的層與層之間的高度 (指該樓層之石屎地台面與上一層石屎地台面之高度距離)(米)	3/F 3樓	3.500 3.550 3.800			
Thickness of the floor slabs (excluding plaster) of each residential property (mm) 每個住宅物業的樓板 (不包括灰泥)的厚度(毫米)	3/F 3樓	150 175			

The internal areas of the residential properties on the upper floors will generally be slightly larger than those on the lower floors because of the reducing thickness of the structural walls on the upper floors.
因住宅物業的較高樓層的結構牆的厚度遞減，較高樓層的內部面積，一般比較低樓層的內部面積稍大。

Remark : The dimensions in the floor plans are all structural dimensions in millimetre.
備註：樓面平面圖之尺規所列數字為以毫米標示之建築結構尺寸。

Scale 比例 0M/米 5M/米

N

LEGEND I 圖例 1

A/C PLANT ROOM (UNCOVERED)	= Air Conditioner Plant Room (uncovered) 空調機房 (沒有上蓋)	CD	= Cable Duct 電線管道槽
A/C PLANT ROOM	= Air Conditioner Plant Room 空調機房	CFR	= Common Flat Roof 公用平台
A/C PLATFORM	= Air Conditioner Platform 空調機平台	CPR	= Common Pitched Roof 公用傾斜屋頂
A/C PLATFORM ABOVE	= Air Conditioner Platform Above 上層空調機平台	CONS	= Conservatory 溫室
ACOUSTIC FIN	= 隔音牆	CURTAIN WALL ABOVE	= 上方之幕牆
AD	= Air Duct 通風管道槽	DN	= Down 下
AF	= Architectural Feature 建築裝飾	DIN	= Dining Room 飯廳
AF ABOVE	= Architectural Feature Above 上層建築裝飾	DOG HOUSE	= Mechanical & Electrical Services Duct Connecting to the Floor Below 連接下層的機電設施管道
AF ON 1/F	= 建築裝飾於1樓	DPMR	= Drainage Pipe Maintenance Room 排水管維修房
B	= Bathroom 浴室	ELV	= Extra Low Voltage Duct 低電壓管道
BAL	= Balcony 露台	EMR	= Electricity Meter Room 電錶房
BALCONY ABOVE	= Balcony above 上層露台	ENTRANCE HALL	= 入口大堂
BR	= Bedroom 睡房	FAMILY ROOM	= 家庭廳
BUILDING LINE ABOVE	= 上方之建築邊線	FLAT ROOF	= 平台
CANOPY	= 簷篷	GARDEN	= 花園
CANOPY ABOVE	= 上層簷篷	HR	= Hose Reel 消防喉轆

Block F 座　Roof 天台

The internal areas of the residential properties on the upper floors will generally be slightly larger than those on the lower floors because of the reducing thickness of the structural walls on the upper floors.
因住宅物業的較高樓層的結構牆的厚度遞減，較高樓層的內部面積，一般比較低樓層的內部面積稍大。

Remark : The dimensions in the floor plans are all structural dimensions in millimetre.
備註：樓面平面圖之尺規所列數字為以毫米標示之建築結構尺寸。

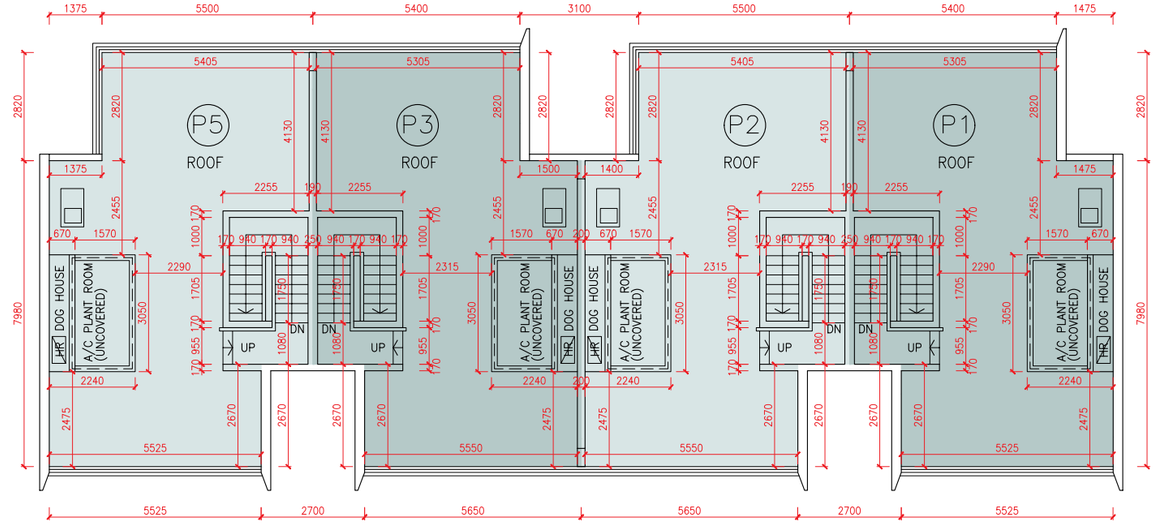

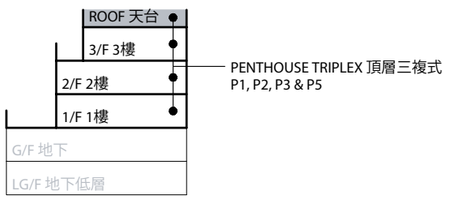

KEY SECTION 索引橫截面圖

LEGEND 2　圖例 2

JACUZZI	= 按摩池	RS & MRR	= Refuse Storage & Material Recovery Room 垃圾及物料回收室
KIT	= Kitchen 廚房	SKYLIGHT	= 天窗
LAV	= Lavatory 洗手間	SV	= Smoke Vent 排煙口
LIFT	= 升降機	STO	= Store 儲物房
LIFT LOBBY	= 升降機大堂	SWIMMING POOL	= 游泳池
LIFT SHAFT	= 升降機槽	TOP OF BALCONY	= 下層露台上蓋
LIV	= Living Room 客廳	TOP OF CURTAIN WALL	= 幕牆頂部
LIV / DIN	= Living / Dining Room 客/飯廳	TOP OF U/P	= Top of Utility Platform 下層工作平台上蓋
MAF	= Metal Architectural Feature 金屬建築裝飾	UP	= Up 上
MBR	= Master Bedroom 主人睡房	U/P	= Utility Platform 工作平台
MB	= Master Bathroom 主人浴室	U/P ABOVE	= Utility Platform Above 上層工作平台
OPEN PIPE WELL	= 開放式管道井	VOID	= 中空
OWM	= Openable Window For Maintenance 維修窗口	VOID ABOVE	= 上層中空
PANTRY	= 備餐間	WALK-IN CLOSET	= 衣帽間
PLANTER	= 花槽	WMC	= Water Meter Cabinet 水錶箱
PITCHED ROOF	= 斜天台	WMR	= Water Meter Room 水錶房
PD	= Pipe Duct 管道槽		
PLANTER	= 花槽		
ROOF	= 天台		

N

Scale 比例
0M/米　5M/米

發展項目的住宅物業的樓面平面圖

Remarks applicable to the floor plans in this section:

1. There are architectural features, metal grilles and/or exposed pipes on the external walls of some of the floors. For details, please refer to the latest approved building plans and/or approved drainage plans.
2. Common and private pipes exposed and/or enclosed in cladding are located at/adjacent to the balcony and/or utility platform and/or flat roof and/or roof and/or garden and/or air-conditioner platform and/or external wall of some residential properties. For details, please refer to the latest approved building plans and/or approved drainage plans.
3. There are sunken slabs for mechanical and electrical services and/or ceiling bulkheads for the air-conditioning fittings and/or mechanical and electrical services at some of the residential properties.
4. There are exposed pipes installed in some of the stores.
5. Balconies and utility platforms are non-enclosed areas.
6. Symbols of fittings and fitments such as bath tub, sink, water closet, shower, sink counter, etc. in the floor plans are prepared based on the latest approved building plans and are for general indication only.
7. In the description of residential property in a residential block, the prefix "G" means Garden Duplex unit and the numbering means the numbering of Garden Duplex unit of Block A, B, C, D, E or F (as the case may be). e.g. "G1" refers to Garden Duplex 1 of Block A, B, C, D, E or F (as the case may be).
8. In the description of residential property in a residential block, the prefix "P" means Penthouse Triplex unit and the numbering means the numbering of Penthouse Triplex unit of Block A, B, D, E or F (as the case may be). e.g. "P1" refers to Penthouse Triplex 1 of Block A, B, D, E or F (as the case may be).
9. In the description of residential property in a residential block, the prefix "P" means Penthouse Duplex unit and the numbering means the numbering of Penthouse Duplex unit of Block C. e.g. "P1" refers to Penthouse Duplex 1 of Block C.

適用於本節之樓面平面圖之備註:

1. 部分樓層外牆範圍設有建築裝飾、金屬格柵及/或外露喉管，詳細資料請參考最新經批准的建築圖則及/或經批准的排水設施圖則。
2. 部分住宅物業的露台及/或工作平台及/或平台及/或天台及/或花園及/或空調機平台及/或外牆上/附近設有外露及/或外牆裝飾板(覆蓋板)內藏之公用及私人喉管，詳細資料請參考最新經批准的建築圖則及/或經批准的排水設施圖則。
3. 部分住宅物業有用以安裝機電設備的跌級樓板及/或用以裝置空調裝備及/或其他機電設備的假天花。
4. 部分儲物房內裝有外露喉管。
5. 露台及工作平台為不可封閉的地方。
6. 樓面平面圖上所顯示的裝置符號，如浴缸、洗滌盆、坐廁、花灑、洗滌盆櫃等乃按最新的經批准的建築圖則繪製，只作一般示意用途。
7. 住宅大樓的住宅物業的描述中，字首「G」指花園複式單位，而編號指A、B、C、D、E或F座(視情況而定)的花園複式單位的編號。例如「G1」指A、B、C、D、E或F座(視情況而定)的花園複式1號單位。
8. 住宅大樓中住宅物業的描述中，字首「P」指頂層三複式單位，而編號指A、B、D、E或F座(視情況而定)的頂層三複式單位的編號。例如「P1」指A、B、D、E或F座(視情況而定)的頂層三複式1號單位。
9. 住宅大樓中住宅物業的描述中，字首「P」指頂層複式單位，而編號指C座的頂層複式單位的編號。例如「P1」指C座的頂層複式1號單位。

Legend for floor plan 平面圖圖例

A/C PLANT ROOM (UNCOVERED) = Air Conditioner Plant Room (uncovered) 空調機房 (沒有上蓋)
A/C PLANT ROOM = Air Conditioner Plant Room 空調機房
A/C PLATFORM = Air Conditioner Platform 空調機平台
A/C PLATFORM ABOVE = Air Conditioner Platform Above 上層空調機平台
ACOUSTIC FIN = 隔音牆
AD = Air Duct 通風管道槽
AF = Architectural Feature 建築裝飾
AF ABOVE = Architectural Feature Above 上層建築裝飾
AF ON 1/F = 建築裝飾於1樓
B = Bathroom 浴室
BAL = Balcony 露台
BALCONY ABOVE = Balcony above 上層露台
BR = Bedroom 睡房
BUILDING LINE ABOVE = 上方之建築邊線
CANOPY = 簷篷
CANOPY ABOVE = 上層簷篷
CD = Cable Duct 電線管道槽
CFR = Common Flat Roof 公用平台
CPR = Common Pitched Roof 公用傾斜屋頂
CONS = Conservatory 溫室
CURTAIN WALL ABOVE = 上方之幕牆
DN = Down 下
DIN = Dining Room 飯廳
DOG HOUSE = Mechanical & Electrical Services Duct Connecting to the Floor Below 連接下層的機電設施管道
DPMR = Drainage Pipe Maintenance Room 排水管維修房
ELV = Extra Low Voltage Duct 低電壓管道
EMR = Electricity Meter Room 電錶房
ENTRANCE HALL = 入口大堂
FAMILY ROOM = 家庭廳
FLAT ROOF = 平台
GARDEN = 花園
HR = Hose Reel 消防喉轆
JACUZZI = 按摩池
KIT = Kitchen 廚房
LAV = Lavatory 洗手間
LIFT = 升降機
LIFT LOBBY = 升降機大堂
LIFT SHAFT = 升降機槽
LIV = Living Room 客廳
LIV / DIN = Living / Dining Room 客/飯廳
MAF = Metal Architectural Feature 金屬建築裝飾
MBR = Master Bedroom 主人睡房
MB = Master Bathroom 主人浴室
OPEN PIPE WELL = 開放式管道井
OWM = Openable Window For Maintenance 維修窗口
PANTRY = 備餐間
PLANTER = 花槽
PITCHED ROOF = 傾斜屋頂
PD = Pipe Duct 管道槽
PLANTER = 花槽
ROOF = 天台
RS & MRR = Refuse Storage & Material Recovery Room 垃圾及物料回收室
SKYLIGHT = 天窗
SV = Smoke Vent 排煙口
STO = Store 儲物房
SWIMMING POOL = 游泳池
TOP OF BALCONY = 下層露台上蓋
TOP OF CURTAIN WALL = 幕牆頂部
TOP OF U/P = Top of Utility Platform 下層工作平台上蓋
UP = Up 上
U/P = Utility Platform 工作平台
U/P ABOVE = Utility Platform Above 上層工作平台
VOID = 中空
VOID ABOVE = 上層中空
WALK-IN CLOSET = 衣帽間
WMC = Water Meter Cabinet 水錶箱
WMR = Water Meter Room 水錶房