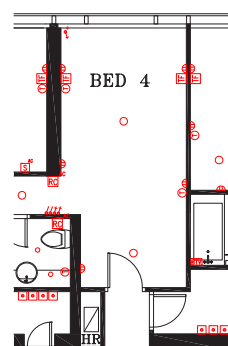


Part Plan of Flat A of 86/F.
of Zone 1 of Tower 20*
第20座，第1區，86樓A室部分平面圖*



Part Plan of Flat A of 86/F.
of Zone 1 of Tower 20*
第20座，第1區，86樓A室部分平面圖*

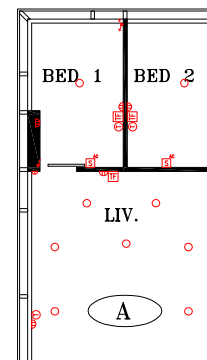
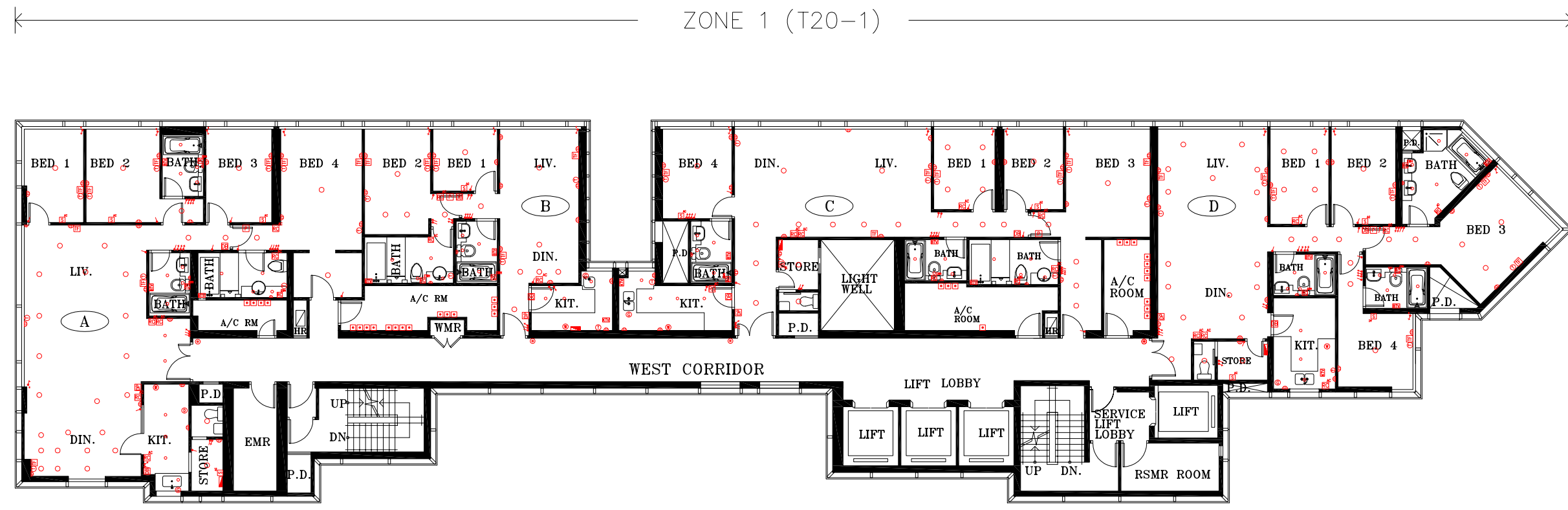
*Note:
The part plan shows the "as-is"
layout of the residential property.

*附註:
部分平面圖所示為住宅物業現狀之佈局

Remarks:
1. Please refer to page 23-24 of this brochure for legend of the terms and abbreviations shown in the mechanical & electrical provision plan above.
2. Please refer to page 216 of this brochure for legend shown in the mechanical & electrical provision plan above.

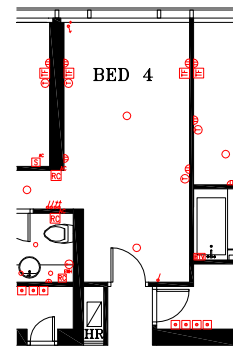
備註:
1. 以上機電裝置圖中顯示之名詞及簡稱請參閱本售樓說明書第23-24頁。
2. 以上機電裝置圖中顯示之圖例請參閱本售樓說明書第216頁。

SCALE 0 5M 10M
比例尺 0 5M 10M



Part Plan of Flat A of 87/F -89/F.
of Zone 1 of Tower 20*

第20座，第1區，87樓至89樓A室部分平面圖*



Part Plan of Flat A of 87/F-89/F.
of Zone 1 of Tower 20*

第20座，第1區，87樓至89樓A室部分平面圖*

*Note:

The part plan shows the "as-is" layout of the residential property.

*附註:

部分平面圖所示為住宅物業現狀之佈局

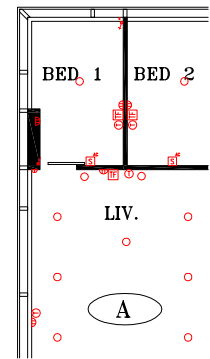
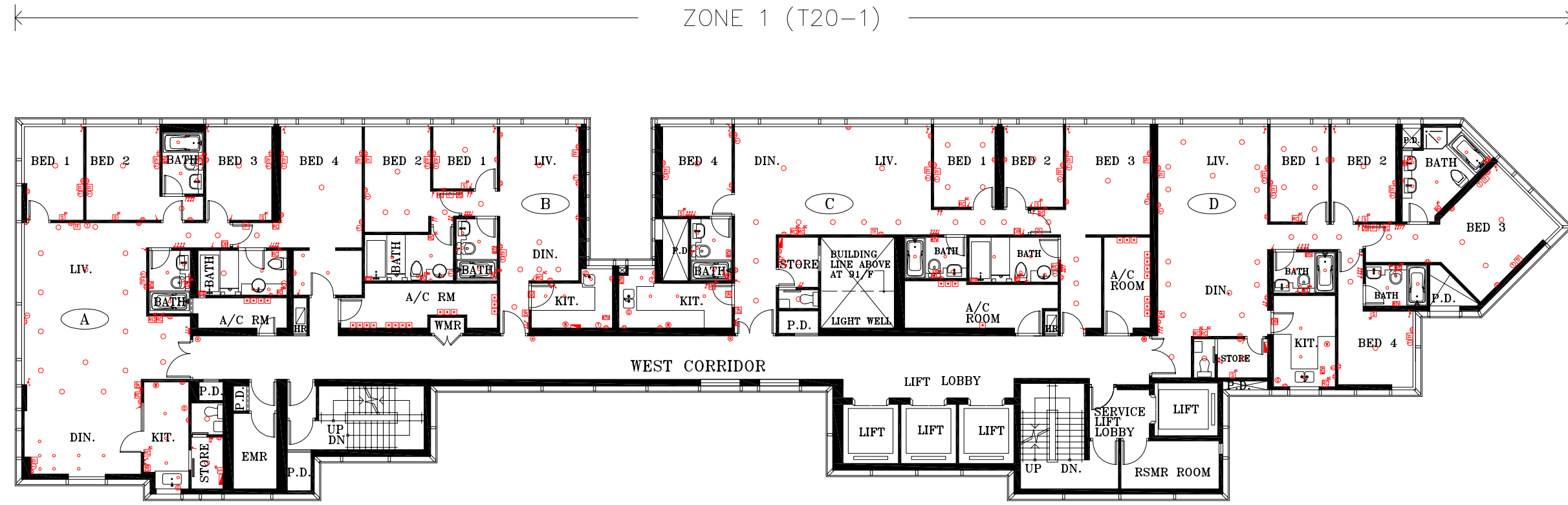
Remarks:

1. Please refer to page 23-24 of this brochure for legend of the terms and abbreviations shown in the mechanical & electrical provision plan above.
2. Please refer to page 216 of this brochure for legend shown in the mechanical & electrical provision plan above.

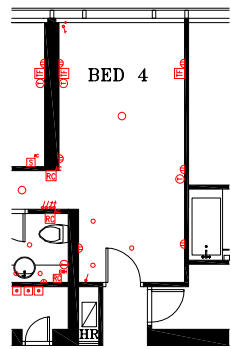
備註:

1. 以上機電裝置圖中顯示之名詞及簡稱請參閱本售樓說明書第23-24頁。
2. 以上機電裝置圖中顯示之圖例請參閱本售樓說明書第216頁。

Tower 20 第20座 Zone 1 第1區
90/F 90樓



Part Plan of Flat A of 90/F.
of Zone 1 of Tower 20*
第20座, 第1區, 90樓A室部分平面圖*



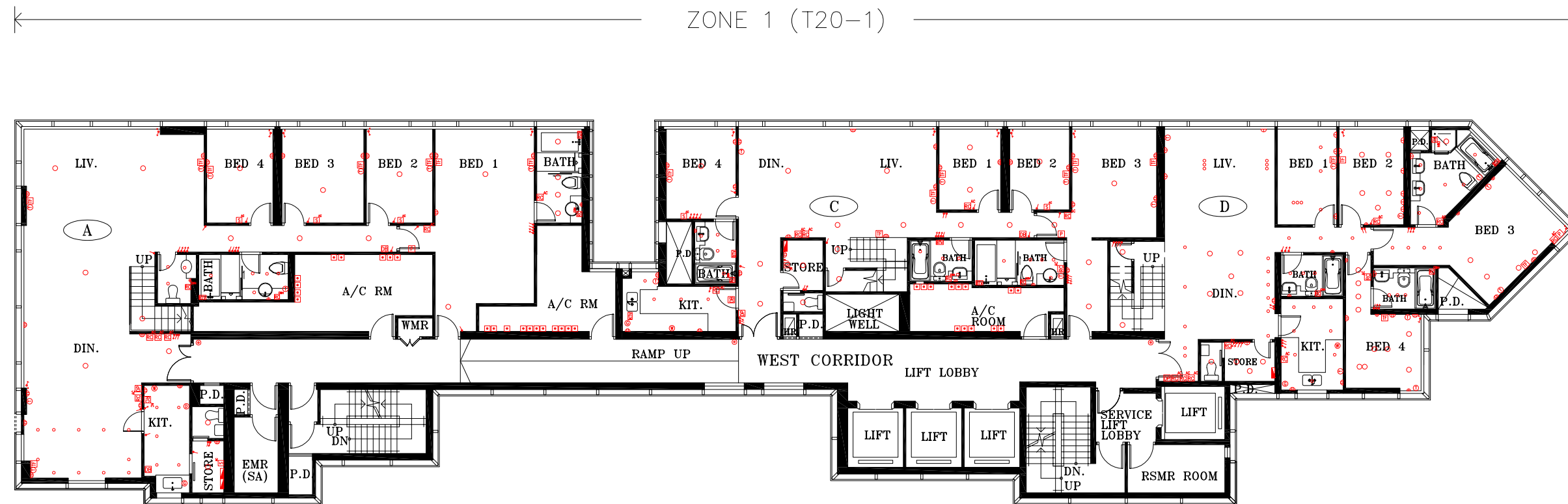
Part Plan of Flat A of 90/F.
of Zone 1 of Tower 20*
第20座, 第1區, 90樓A室部分平面圖*

*Note:
The part plan shows the "as-is"
layout of the residential property.
*附註:
部分平面圖所示為住宅物業現狀之佈局

Remarks:
1. Please refer to page 23-24 of this brochure for legend of the terms and abbreviations shown in the mechanical & electrical provision plan above.
2. Please refer to page 216 of this brochure for legend shown in the mechanical & electrical provision plan above.

備註:
1. 以上機電裝置圖中顯示之名詞及簡稱請參閱本售樓說明書第23-24頁。
2. 以上機電裝置圖中顯示之圖例請參閱本售樓說明書第216頁。

SCALE 比例尺 0 5M 10M

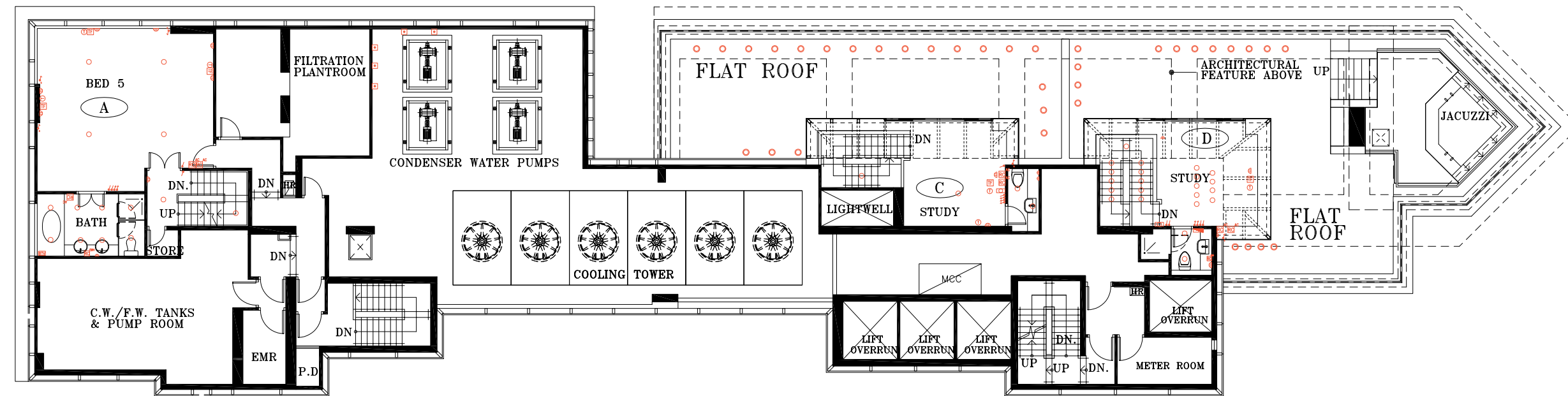


Remarks:

1. Please refer to page 23-24 of this brochure for legend of the terms and abbreviations shown in the mechanical & electrical provision plan above.
2. Please refer to page 216 of this brochure for legend shown in the mechanical & electrical provision plan above.

備註：

1. 以上機電裝置圖中顯示之名詞及簡稱請參閱本售樓說明書第23-24頁。
2. 以上機電裝置圖中顯示之圖例請參閱本售樓說明書第216頁。

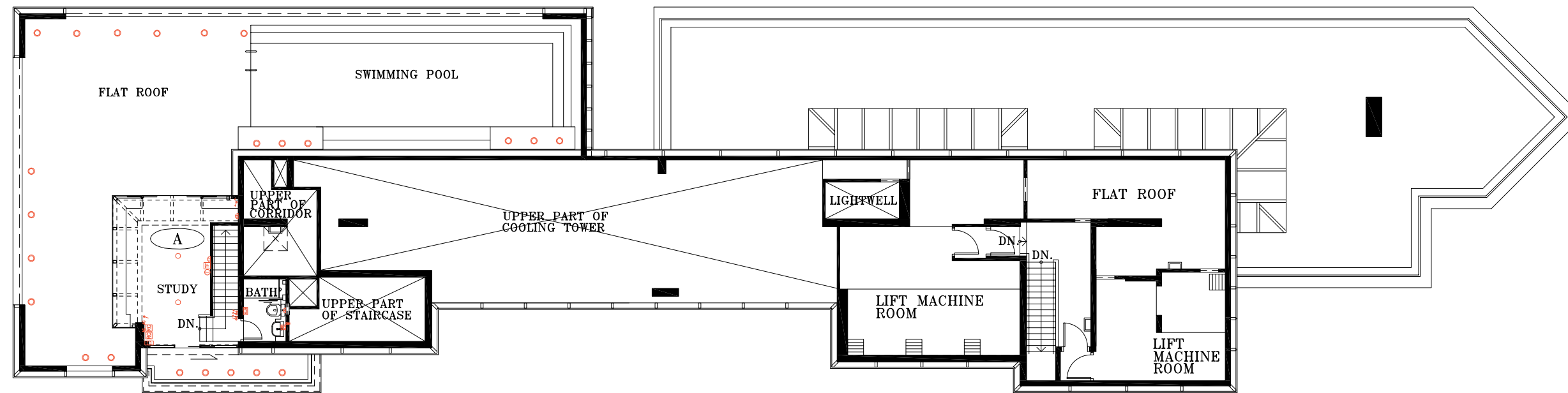


Remarks:

1. Please refer to page 23-24 of this brochure for legend of the terms and abbreviations shown in the mechanical & electrical provision plan above.
2. Please refer to page 216 of this brochure for legend shown in the mechanical & electrical provision plan above.

備註：

1. 以上機電裝置圖中顯示之名詞及簡稱請參閱本售樓說明書第23-24頁。
2. 以上機電裝置圖中顯示之圖例請參閱本售樓說明書第216頁。

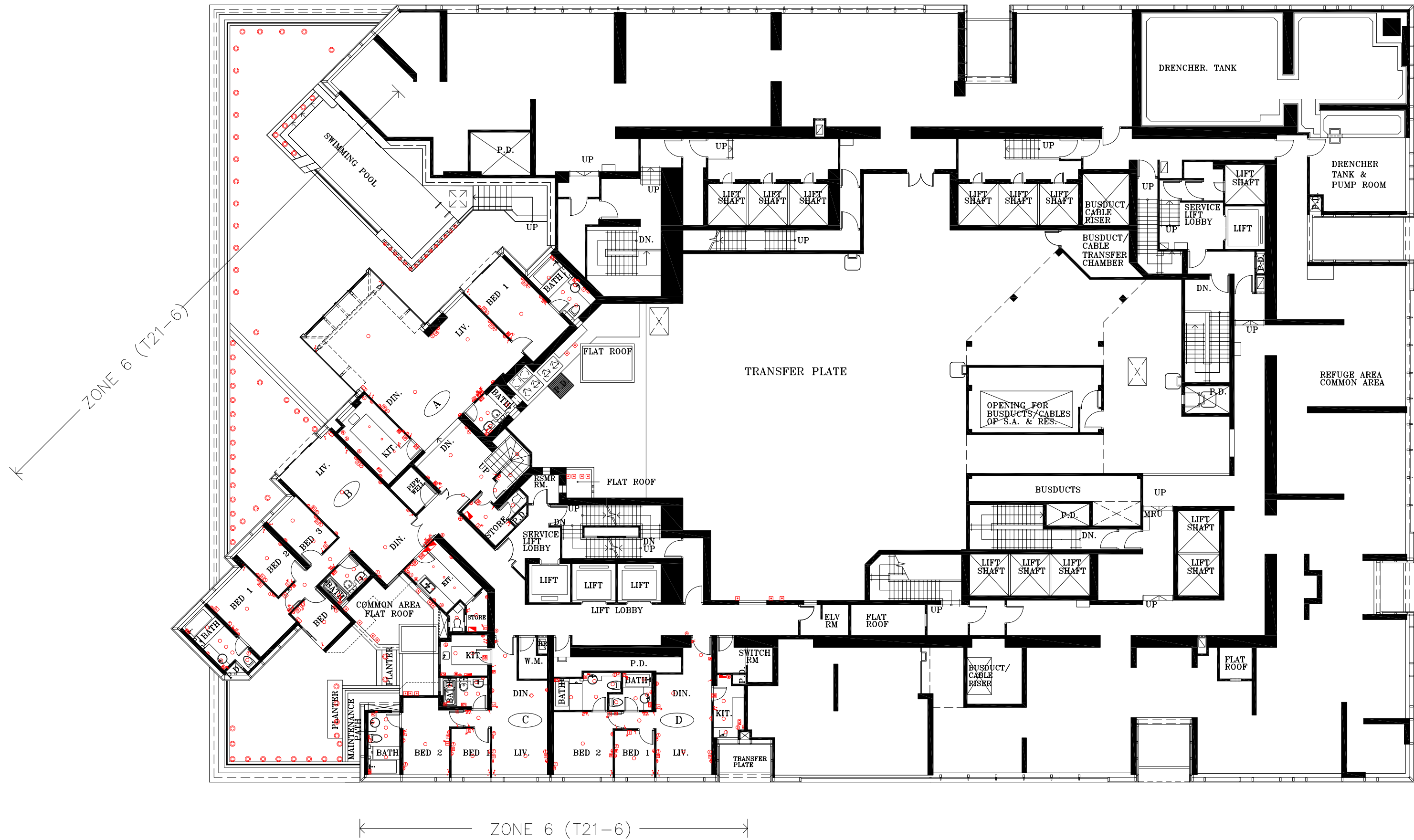


Remarks:

1. Please refer to page 23-24 of this brochure for legend of the terms and abbreviations shown in the mechanical & electrical provision plan above.
2. Please refer to page 216 of this brochure for legend shown in the mechanical & electrical provision plan above.

備註：

1. 以上機電裝置圖中顯示之名詞及簡稱請參閱本售樓說明書第23-24頁。
2. 以上機電裝置圖中顯示之圖例請參閱本售樓說明書第216頁。

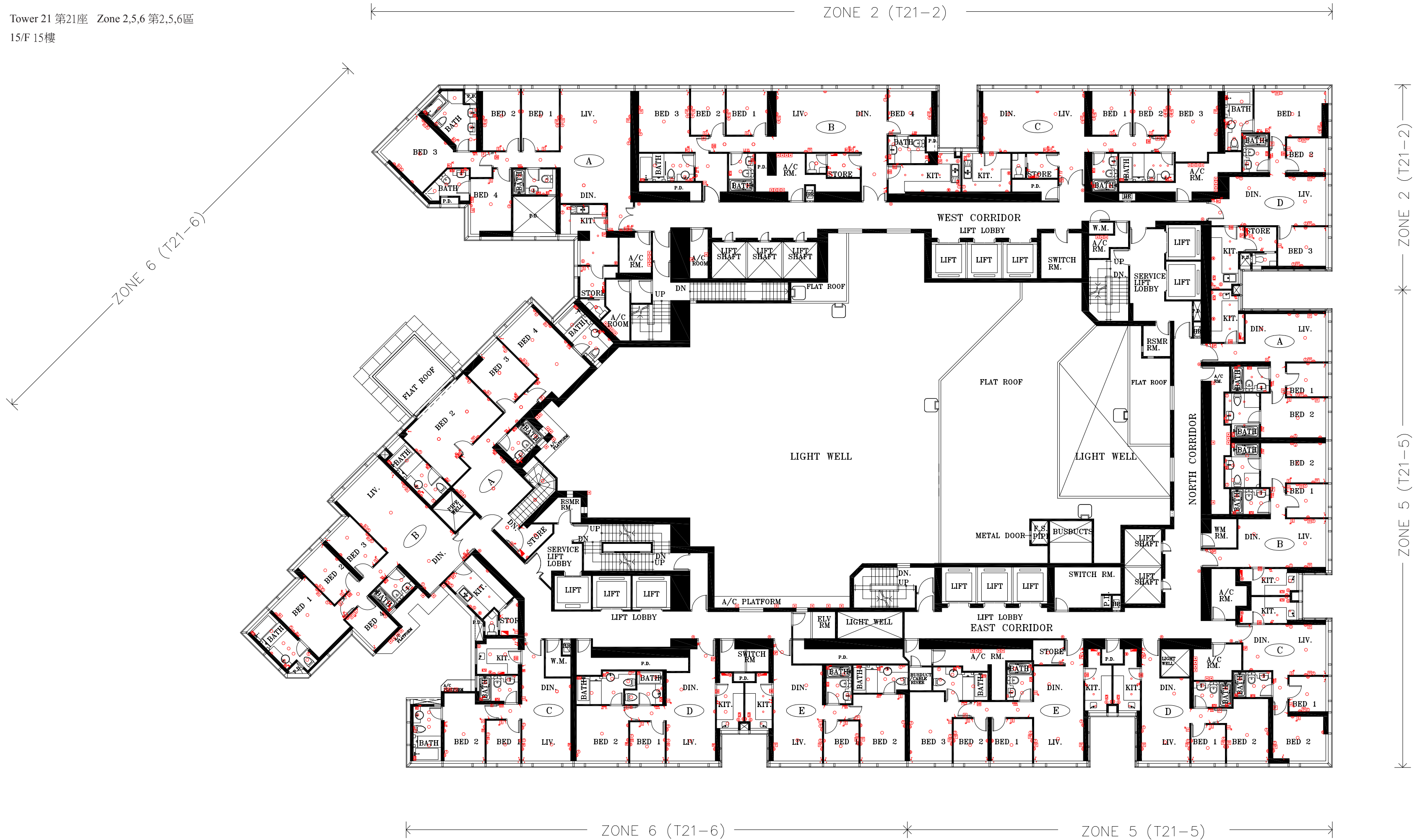


Remarks:

1. Please refer to page 23-24 of this brochure for legend of the terms and abbreviations shown in the mechanical & electrical provision plan above.
2. Please refer to page 216 of this brochure for legend shown in the mechanical & electrical provision plan above.

備註:

1. 以上機電裝置圖中顯示之名詞及簡稱請參閱本售樓說明書第23-24頁。
2. 以上機電裝置圖中顯示之圖例請參閱本售樓說明書第216頁。



Remarks:
 1. Please refer to page 23-24 of this brochure for legend of the terms and abbreviations shown in the mechanical & electrical provision plan above.
 2. Please refer to page 216 of this brochure for legend shown in the mechanical & electrical provision plan above.

備註：
 1. 以上機電裝置圖中顯示之名詞及簡稱請參閱本售樓說明書第23-24頁。
 2. 以上機電裝置圖中顯示之圖例請參閱本售樓說明書第216頁。

SCALE 比例尺 0 5M 10M



Remarks:

1. Please refer to page 23-24 of this brochure for legend of the terms and abbreviations shown in the mechanical & electrical provision plan above.
2. Please refer to page 216 of this brochure for legend shown in the mechanical & electrical provision plan above.

備註:

1. 以上機電裝置圖中顯示之名詞及簡稱請參閱本售樓說明書第23-24頁。
2. 以上機電裝置圖中顯示之圖例請參閱本售樓說明書第216頁。

SCALE 比例尺 0 5M 10M



Remarks:

1. Please refer to page 23-24 of this brochure for legend of the terms and abbreviations shown in the mechanical & electrical provision plan above.
2. Please refer to page 216 of this brochure for legend shown in the mechanical & electrical provision plan above.

備註:

1. 以上機電裝置圖中顯示之名詞及簡稱請參閱本售樓說明書第23-24頁。
2. 以上機電裝置圖中顯示之圖例請參閱本售樓說明書第216頁。

SCALE 比例尺 0 5M 10M



Remarks:

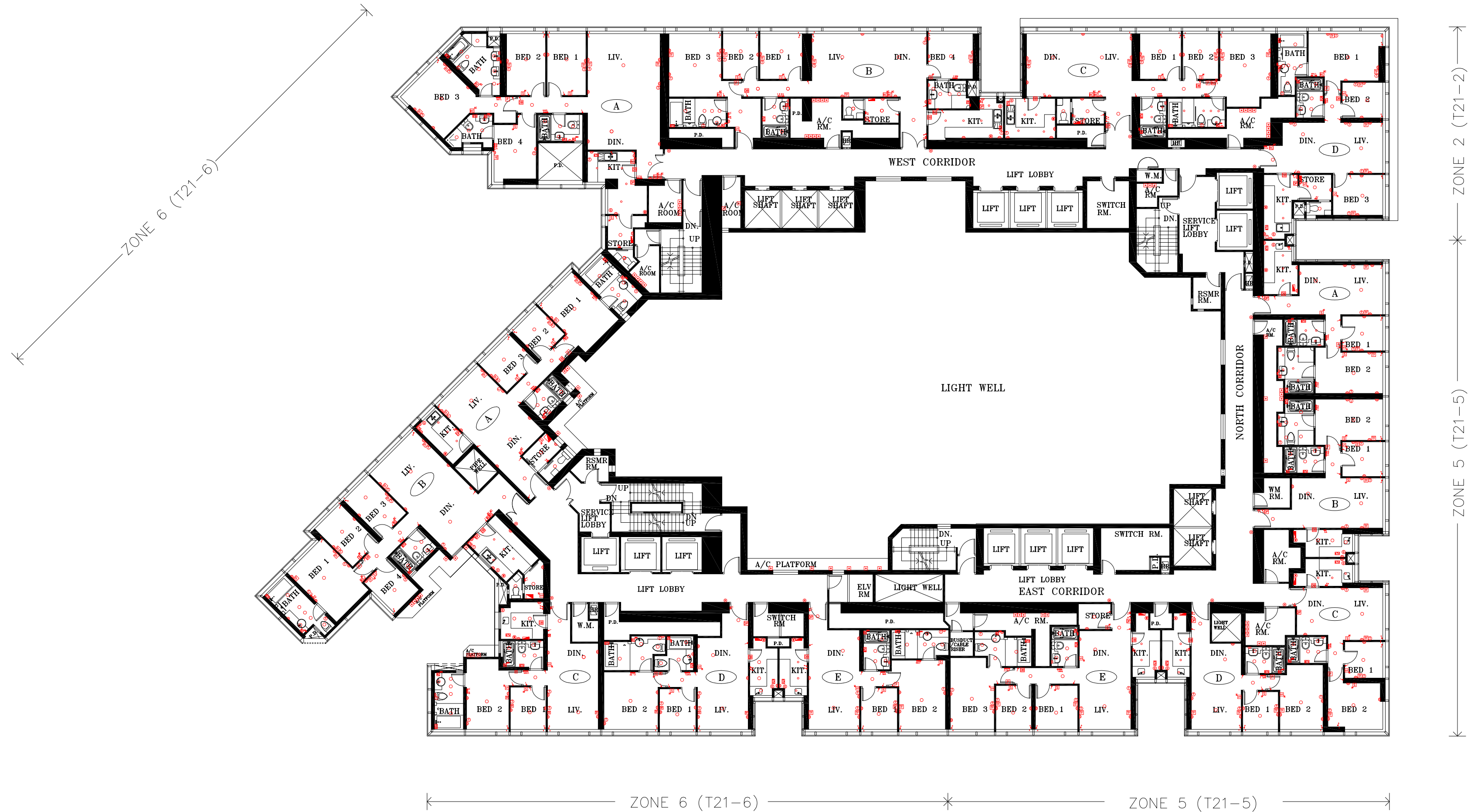
1. Please refer to page 23-24 of this brochure for legend of the terms and abbreviations shown in the mechanical & electrical provision plan above.
2. Please refer to page 216 of this brochure for legend shown in the mechanical & electrical provision plan above.

備註:

1. 以上機電裝置圖中顯示之名詞及簡稱請參閱本售樓說明書第23-24頁。
2. 以上機電裝置圖中顯示之圖例請參閱本售樓說明書第216頁。

SCALE 比例尺 0 5M 10M

Tower 21 第21座 Zone 2,5,6 第2,5,6區
21/F - 23/F & 25/F 21樓至23樓及25樓



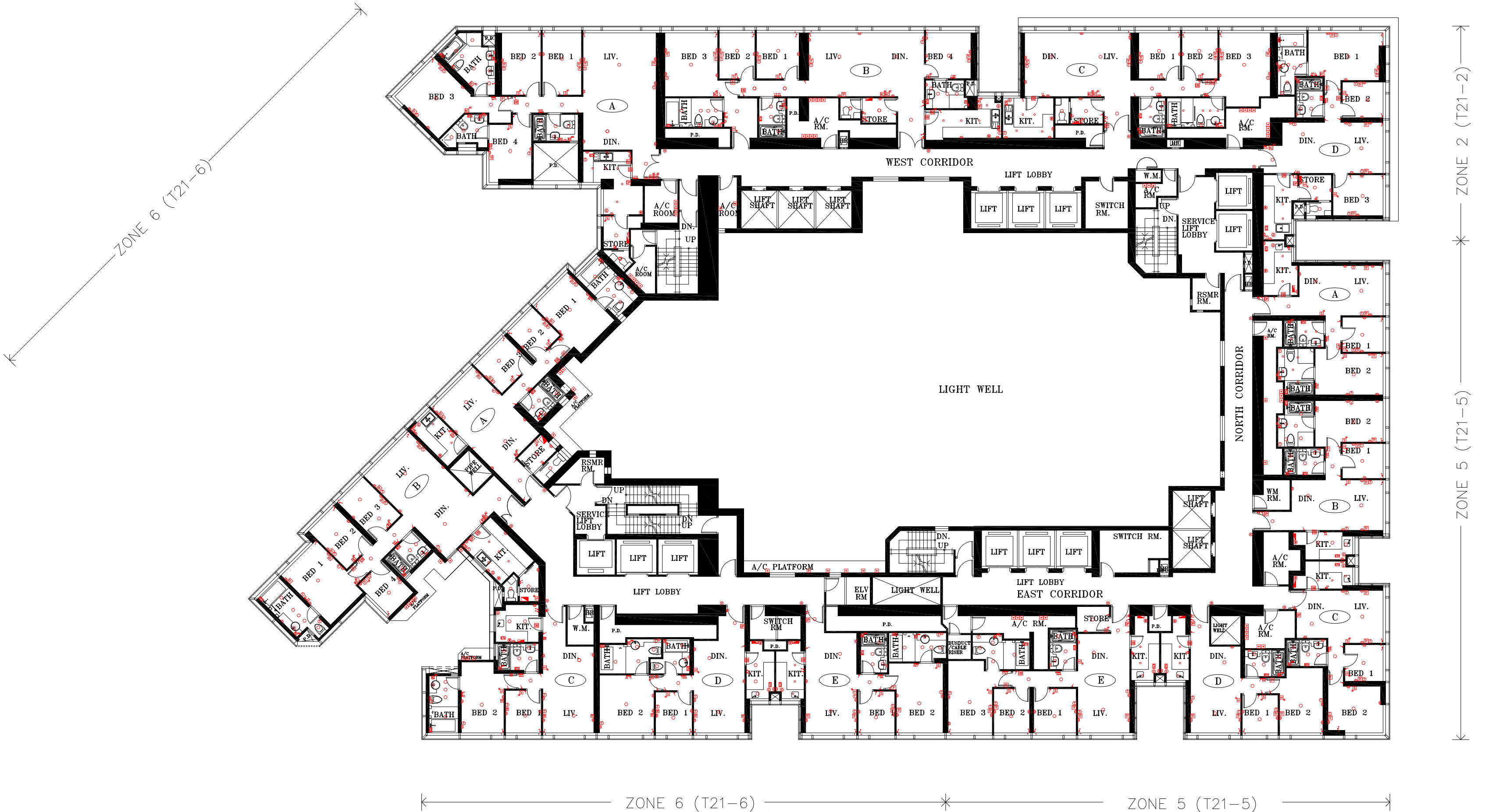
Remarks:

1. Please refer to page 23-24 of this brochure for legend of the terms and abbreviations shown in the mechanical & electrical provision plan above.
2. Please refer to page 216 of this brochure for legend shown in the mechanical & electrical provision plan above.

備註:

1. 以上機電裝置圖中顯示之名詞及簡稱請參閱本售樓說明書第23-24頁。
2. 以上機電裝置圖中顯示之圖例請參閱本售樓說明書第216頁。

SCALE 比例尺 0 5M 10M



Remarks:

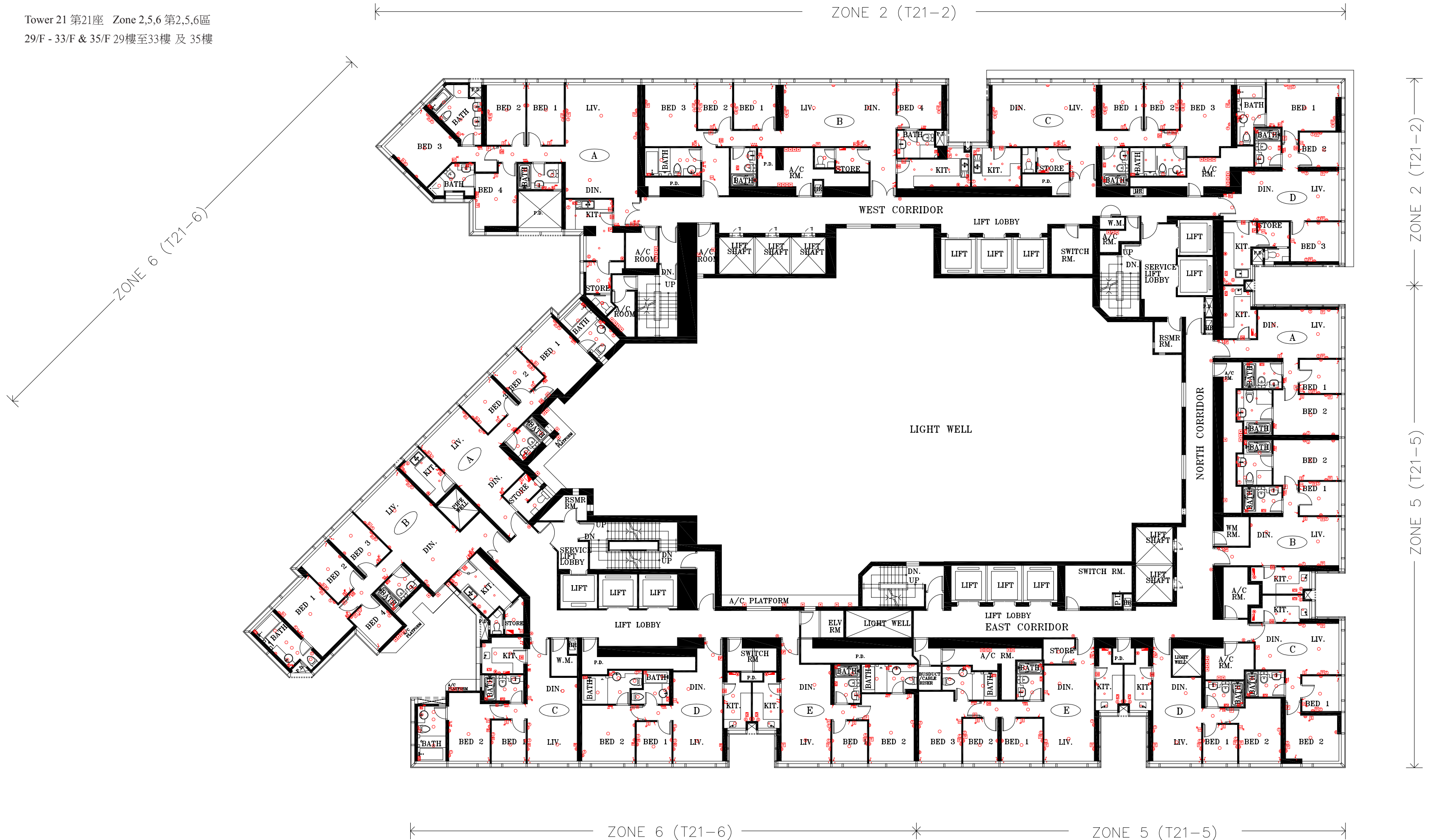
1. Please refer to page 23-24 of this brochure for legend of the terms and abbreviations shown in the mechanical & electrical provision plan above.
2. Please refer to page 216 of this brochure for legend shown in the mechanical & electrical provision plan above.

備註:

1. 以上機電裝置圖中顯示之名詞及簡稱請參閱本售樓說明書第23-24頁。
2. 以上機電裝置圖中顯示之圖例請參閱本售樓說明書第216頁。

SCALE 比例尺 0 5M 10M

Tower 21 第21座 Zone 2,5,6 第2,5,6區
29/F - 33/F & 35/F 29樓至33樓 及 35樓



Remarks:

1. Please refer to page 23-24 of this brochure for legend of the terms and abbreviations shown in the mechanical & electrical provision plan above.
2. Please refer to page 216 of this brochure for legend shown in the mechanical & electrical provision plan above.

備註：

1. 以上機電裝置圖中顯示之名詞及簡稱請參閱本售樓說明書第23-24頁。
2. 以上機電裝置圖中顯示之圖例請參閱本售樓說明書第216頁。

SCALE 比例尺 0 5M 10M



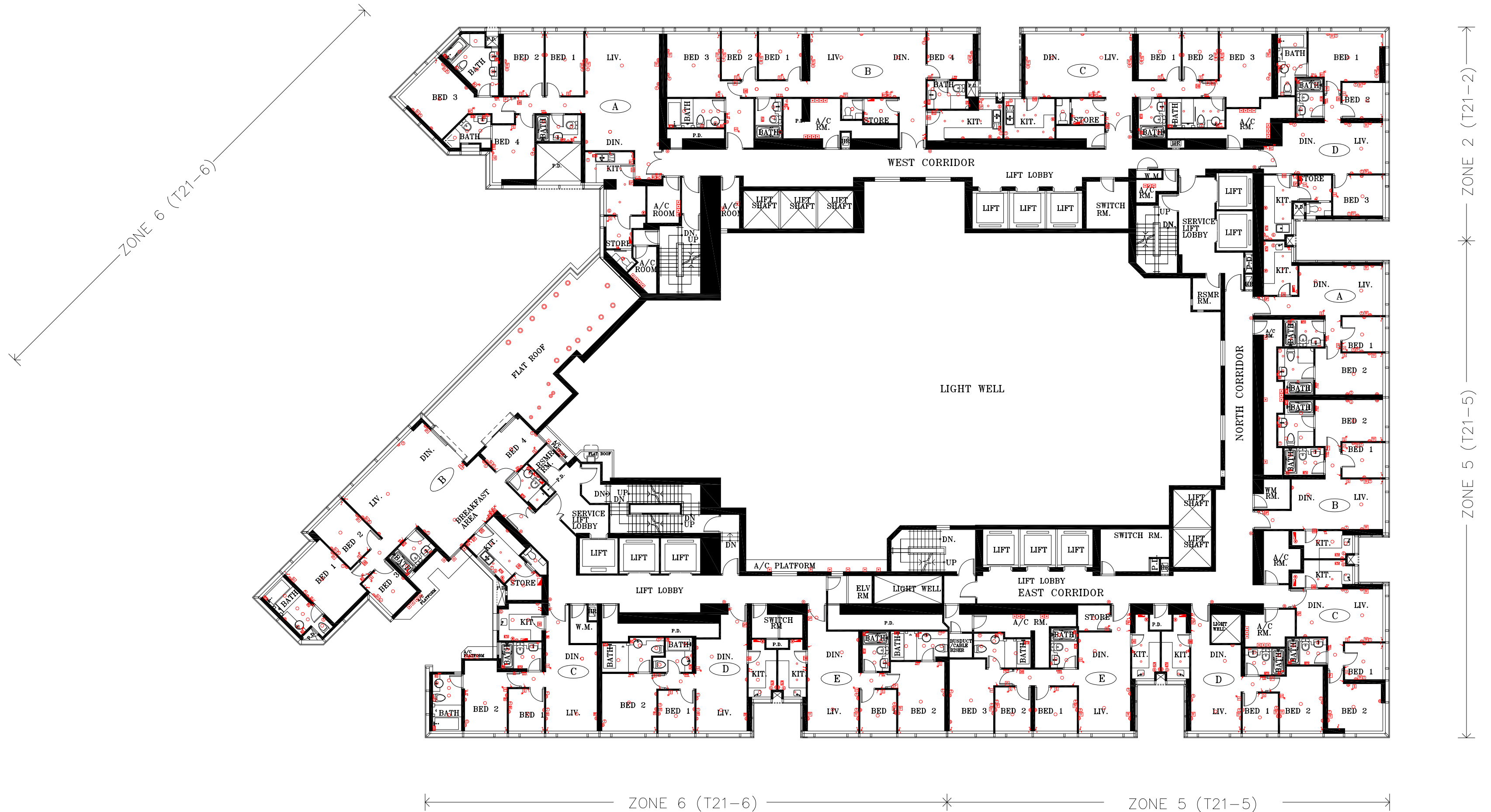
Remarks:

1. Please refer to page 23-24 of this brochure for legend of the terms and abbreviations shown in the mechanical & electrical provision plan above.
2. Please refer to page 216 of this brochure for legend shown in the mechanical & electrical provision plan above.

備註：

1. 以上機電裝置圖中顯示之名詞及簡稱請參閱本售樓說明書第23-24頁。
2. 以上機電裝置圖中顯示之圖例請參閱本售樓說明書第216頁。

SCALE 比例尺 0 5M 10M

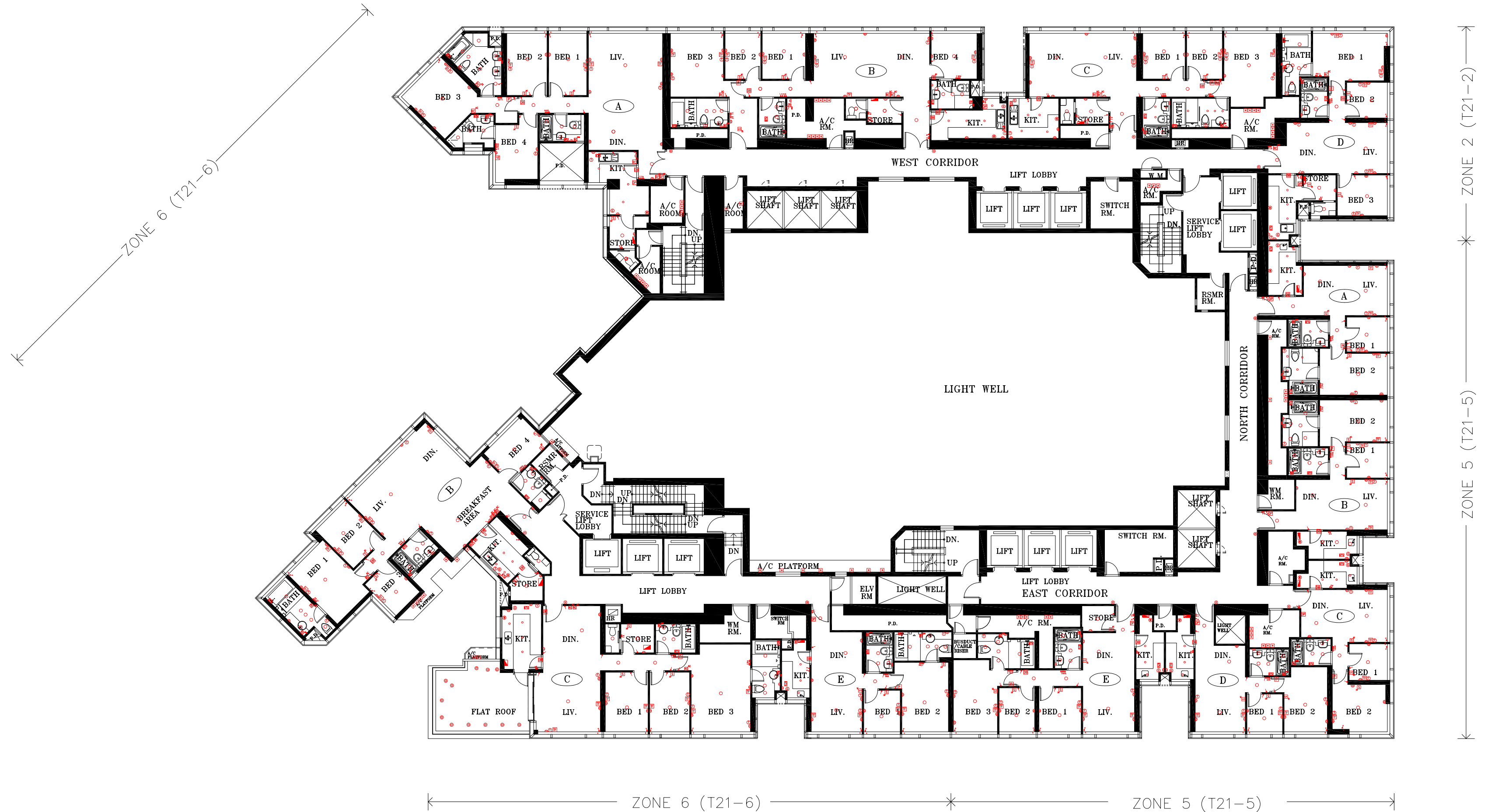


Remarks:

1. Please refer to page 23-24 of this brochure for legend of the terms and abbreviations shown in the mechanical & electrical provision plan above.
2. Please refer to page 216 of this brochure for legend shown in the mechanical & electrical provision plan above.

備註：

1. 以上機電裝置圖中顯示之名詞及簡稱請參閱本售樓說明書第23-24頁。
2. 以上機電裝置圖中顯示之圖例請參閱本售樓說明書第216頁。



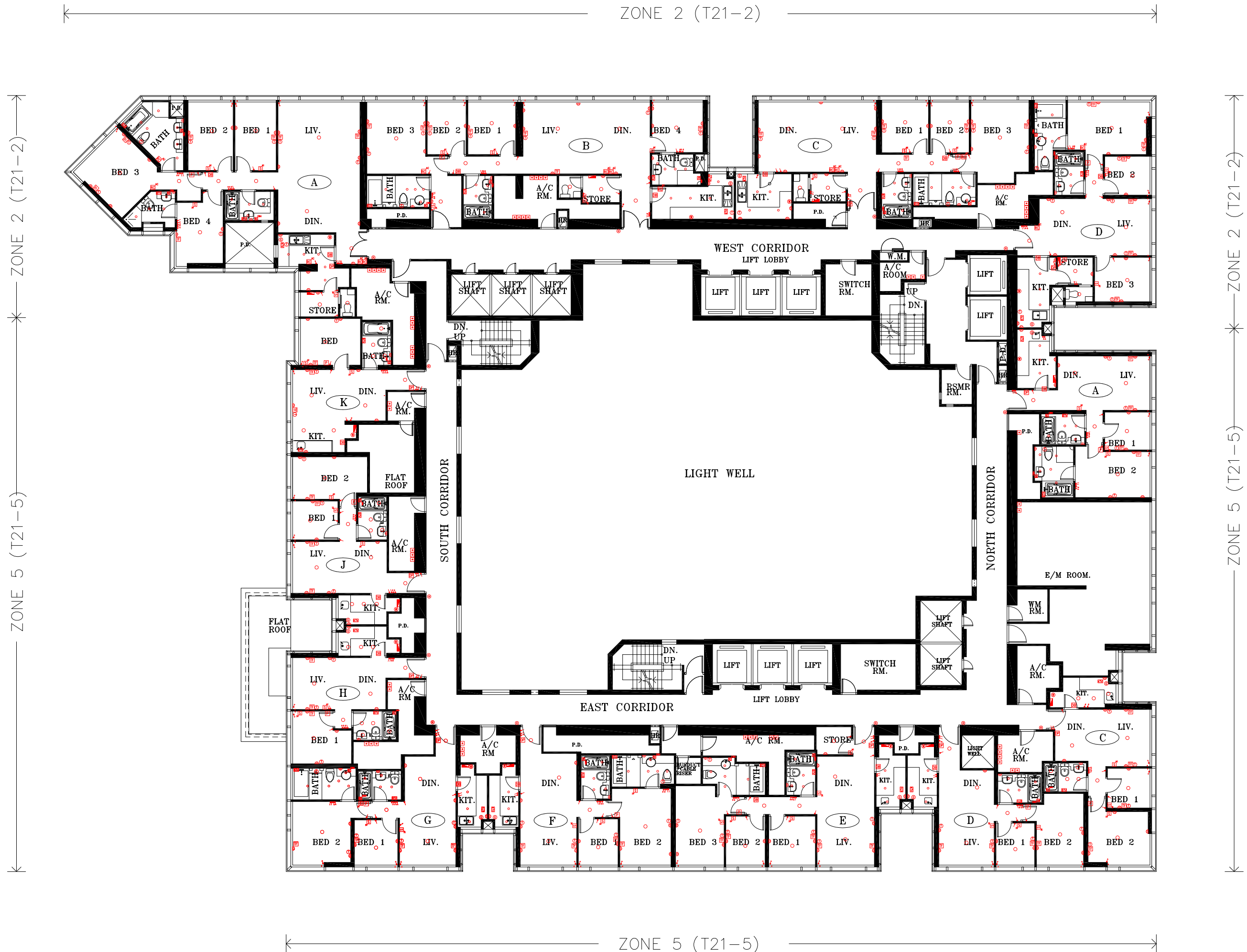
Remarks:

1. Please refer to page 23-24 of this brochure for legend of the terms and abbreviations shown in the mechanical & electrical provision plan above.
2. Please refer to page 216 of this brochure for legend shown in the mechanical & electrical provision plan above.

備註：

1. 以上機電裝置圖中顯示之名詞及簡稱請參閱本售樓說明書第23-24頁。
2. 以上機電裝置圖中顯示之圖例請參閱本售樓說明書第216頁。

SCALE 比例尺 0 5M 10M

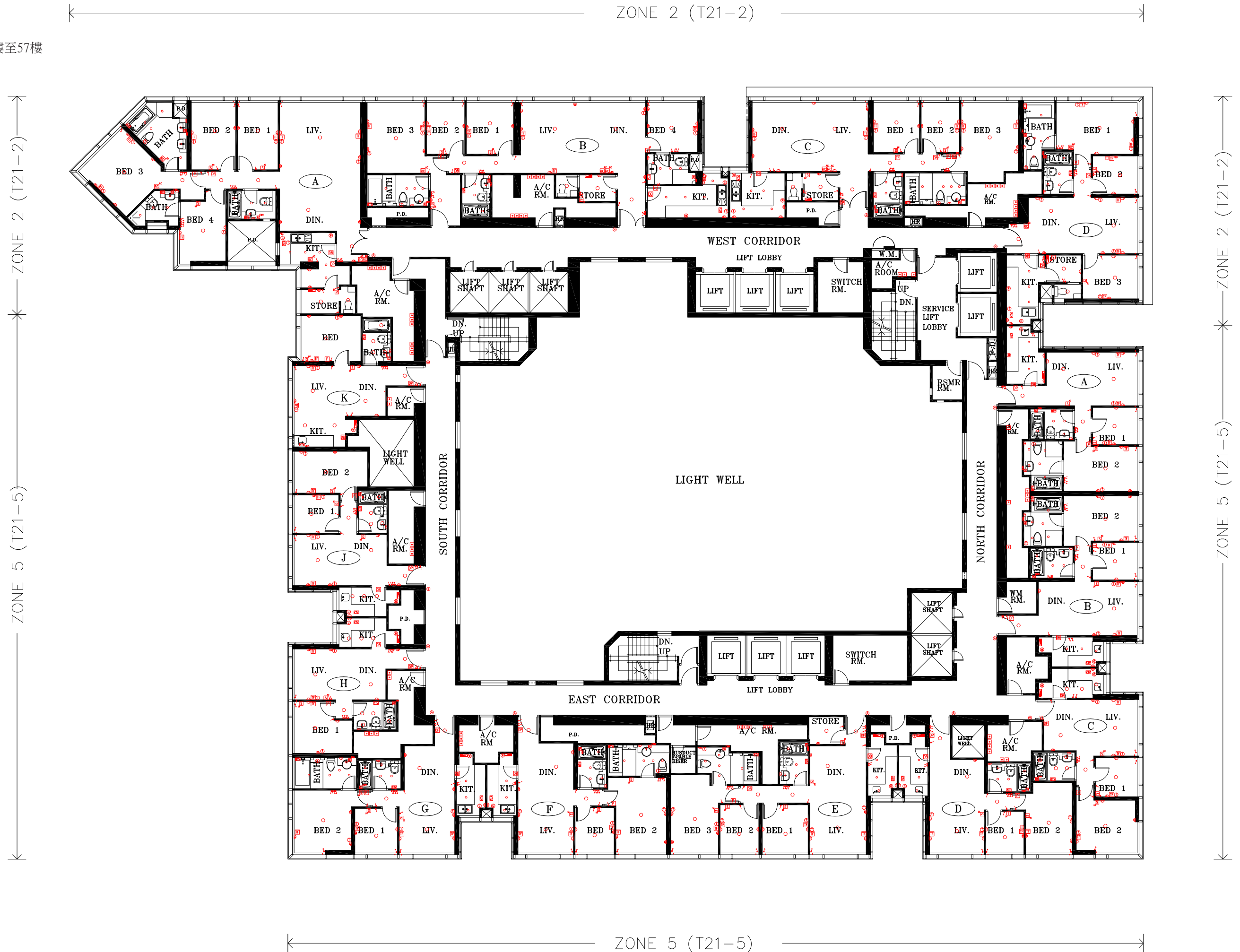


Remarks:

1. Please refer to page 23-24 of this brochure for legend of the terms and abbreviations shown in the mechanical & electrical provision plan above.
2. Please refer to page 216 of this brochure for legend shown in the mechanical & electrical provision plan above.

備註:

1. 以上機電裝置圖中顯示之名詞及簡稱請參閱本售樓說明書第23-24頁。
2. 以上機電裝置圖中顯示之圖例請參閱本售樓說明書第216頁。



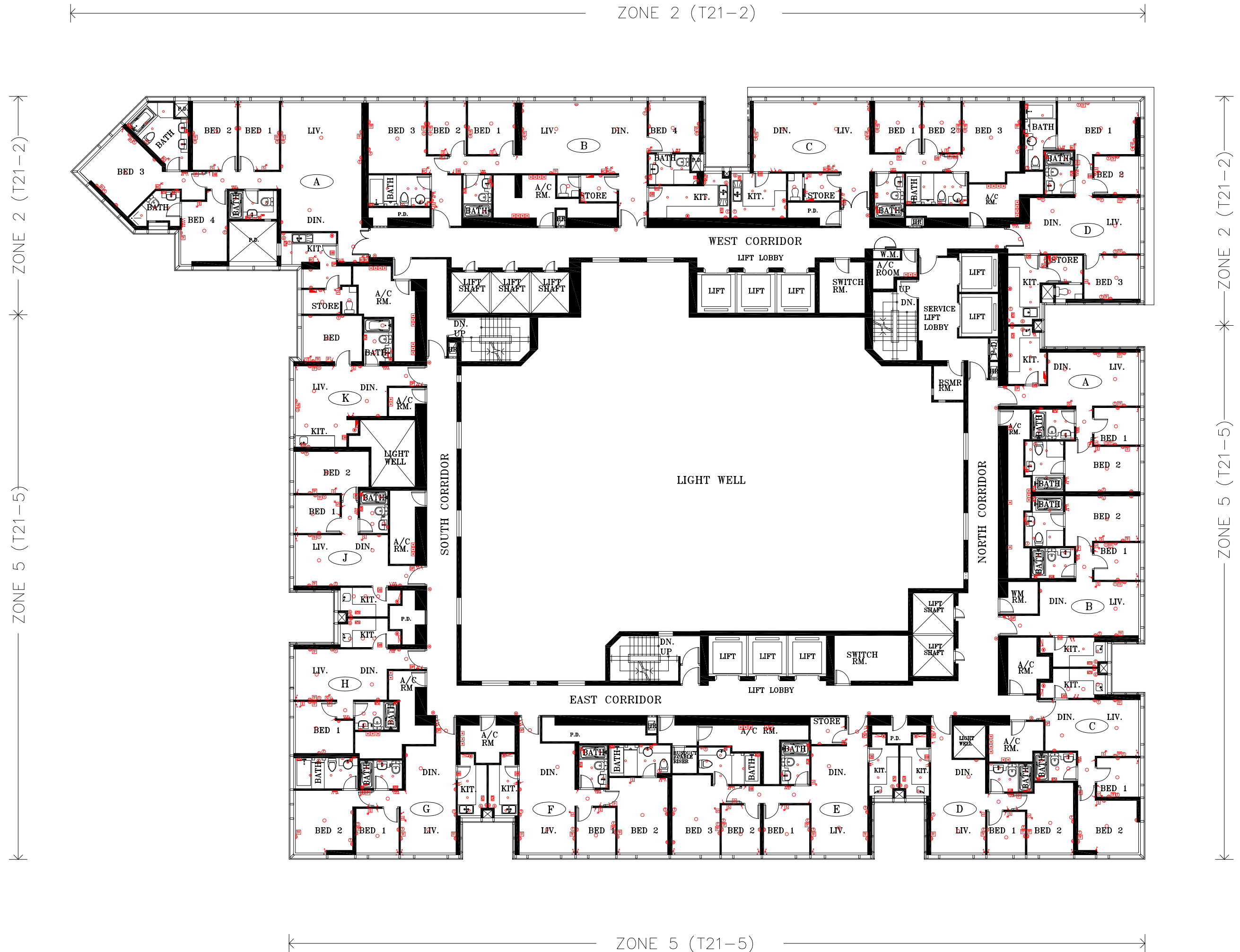
Remarks:

1. Please refer to page 23-24 of this brochure for legend of the terms and abbreviations shown in the mechanical & electrical provision plan above.
2. Please refer to page 216 of this brochure for legend shown in the mechanical & electrical provision plan above.

備註:

1. 以上機電裝置圖中顯示之名詞及簡稱請參閱本售樓說明書第23-24頁。
2. 以上機電裝置圖中顯示之圖例請參閱本售樓說明書第216頁。

Tower 21 第21座 Zone 2,5 第2,5區
59/F - 63/F 59樓至63樓



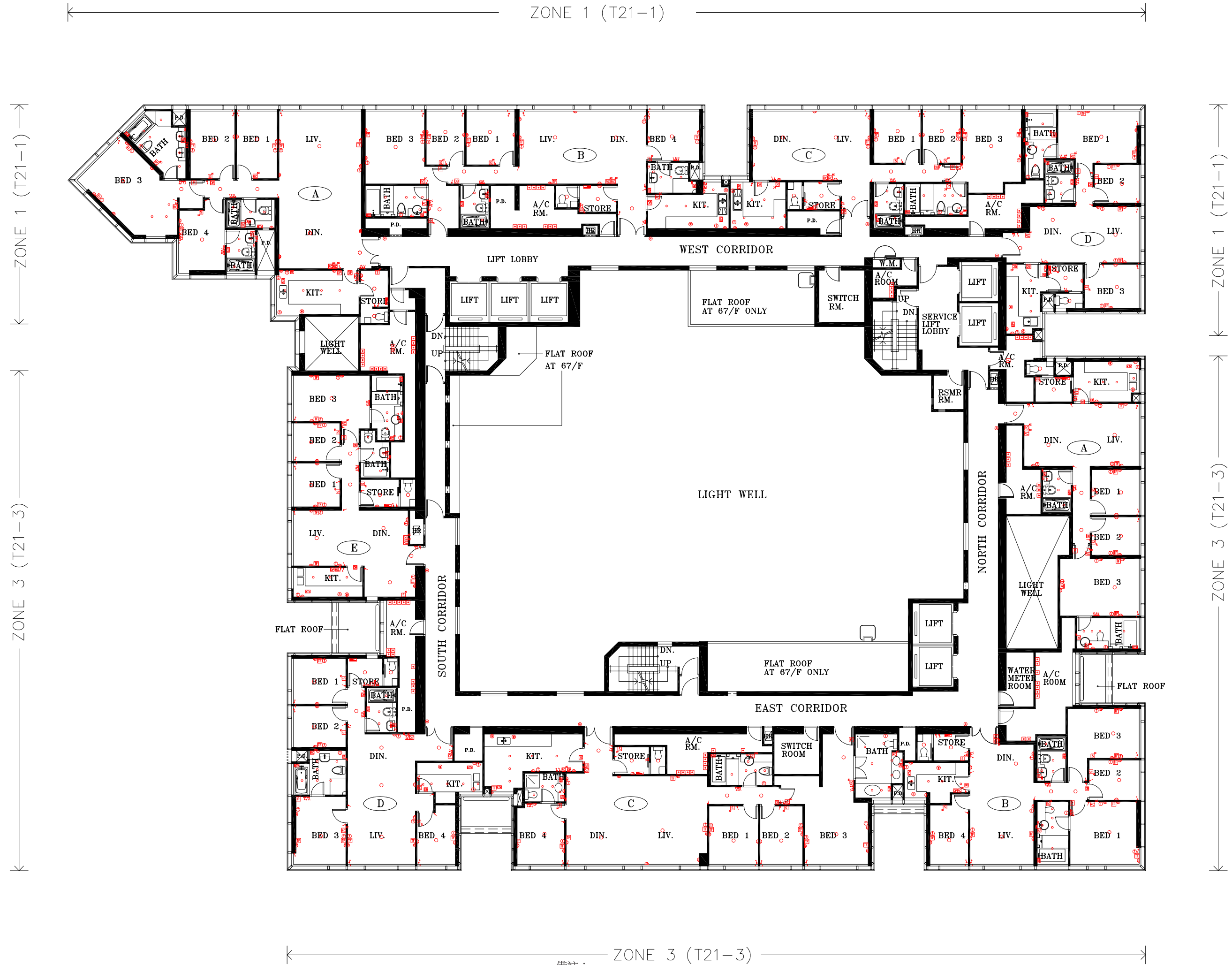
Remarks:

1. Please refer to page 23-24 of this brochure for legend of the terms and abbreviations shown in the mechanical & electrical provision plan above.
2. Please refer to page 216 of this brochure for legend shown in the mechanical & electrical provision plan above.

備註:

1. 以上機電裝置圖中顯示之名詞及簡稱請參閱本售樓說明書第23-24頁。
2. 以上機電裝置圖中顯示之圖例請參閱本售樓說明書第216頁。

SCALE 比例尺 0 5M 10M



Remarks:

1. Please refer to page 23-24 of this brochure for legend of the terms and abbreviations shown in the mechanical & electrical provision plan above.
2. Please refer to page 216 of this brochure for legend shown in the mechanical & electrical provision plan above.

備註:

1. 以上機電裝置圖中顯示之名詞及簡稱請參閱本售樓說明書第23-24頁。
2. 以上機電裝置圖中顯示之圖例請參閱本售樓說明書第216頁。

SCALE 比例尺 0 5M 10M

Tower 21 第21座 Zone 1,3 第1,3區
73/F & 75/F - 77/F 73樓及75樓至77樓



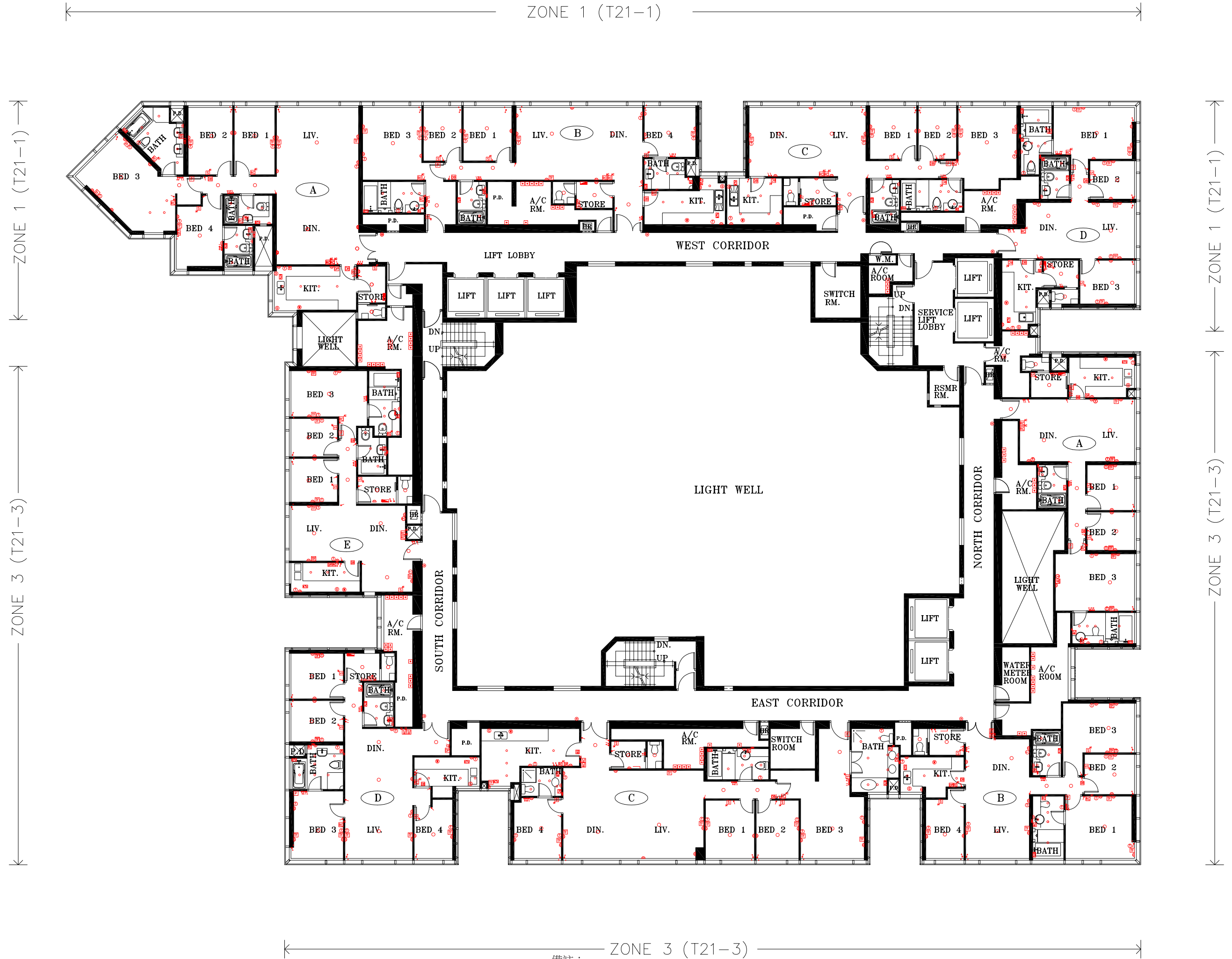
Remarks:

1. Please refer to page 23-24 of this brochure for legend of the terms and abbreviations shown in the mechanical & electrical provision plan above.
2. Please refer to page 216 of this brochure for legend shown in the mechanical & electrical provision plan above.

備註:

1. 以上機電裝置圖中顯示之名詞及簡稱請參閱本售樓說明書第23-24頁。
2. 以上機電裝置圖中顯示之圖例請參閱本售樓說明書第216頁。

SCALE 比例尺 0 5M 10M



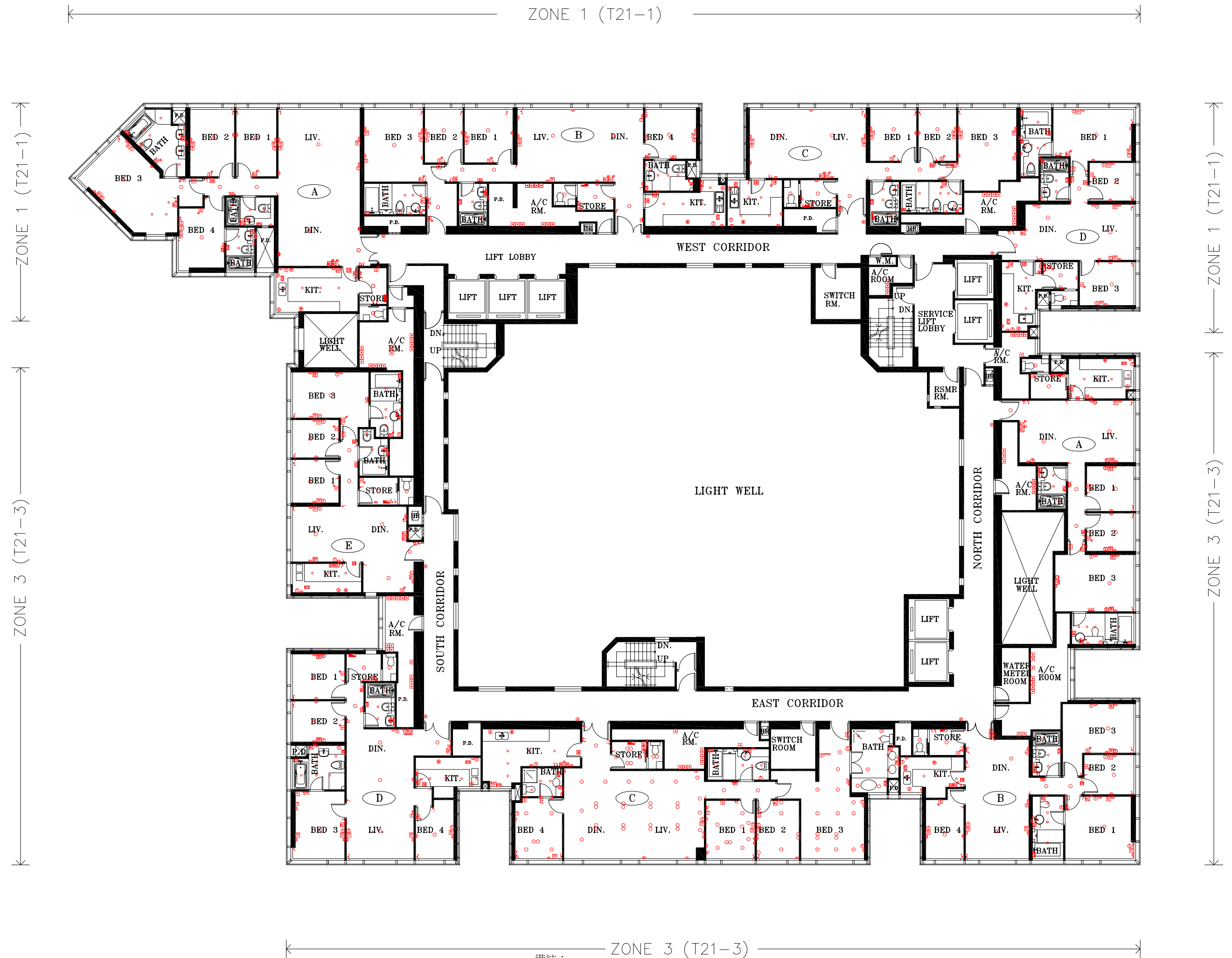
Remarks:

1. Please refer to page 23-24 of this brochure for legend of the terms and abbreviations shown in the mechanical & electrical provision plan above.
2. Please refer to page 216 of this brochure for legend shown in the mechanical & electrical provision plan above.

備註:

1. 以上機電裝置圖中顯示之名詞及簡稱請參閱本售樓說明書第23-24頁。
2. 以上機電裝置圖中顯示之圖例請參閱本售樓說明書第216頁。

SCALE 比例尺 0 5M 10M



Remarks:

1. Please refer to page 23-24 of this brochure for legend of the terms and abbreviations shown in the mechanical & electrical provision plan above.
2. Please refer to page 216 of this brochure for legend shown in the mechanical & electrical provision plan above.

備註：

1. 以上機電裝置圖中顯示之名詞及簡稱請參閱本售樓說明書第23-24頁。
2. 以上機電裝置圖中顯示之圖例請參閱本售樓說明書第216頁。



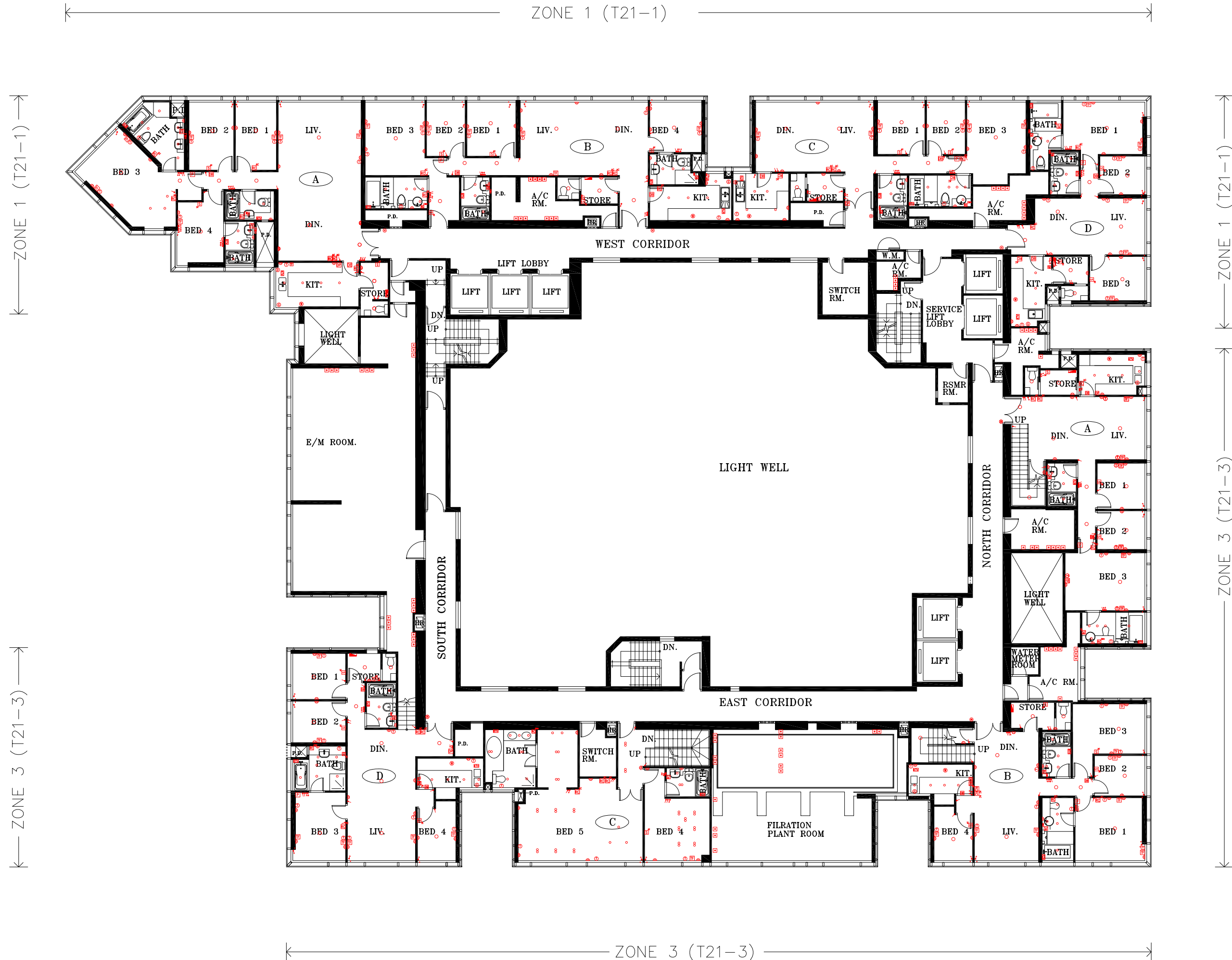
Remarks:

1. Please refer to page 23-24 of this brochure for legend of the terms and abbreviations shown in the mechanical & electrical provision plan above.
2. Please refer to page 216 of this brochure for legend shown in the mechanical & electrical provision plan above.

備註：

1. 以上機電裝置圖中顯示之名詞及簡稱請參閱本售樓說明書第23-24頁。
2. 以上機電裝置圖中顯示之圖例請參閱本售樓說明書第216頁。

SCALE 比例尺 0 5M 10M

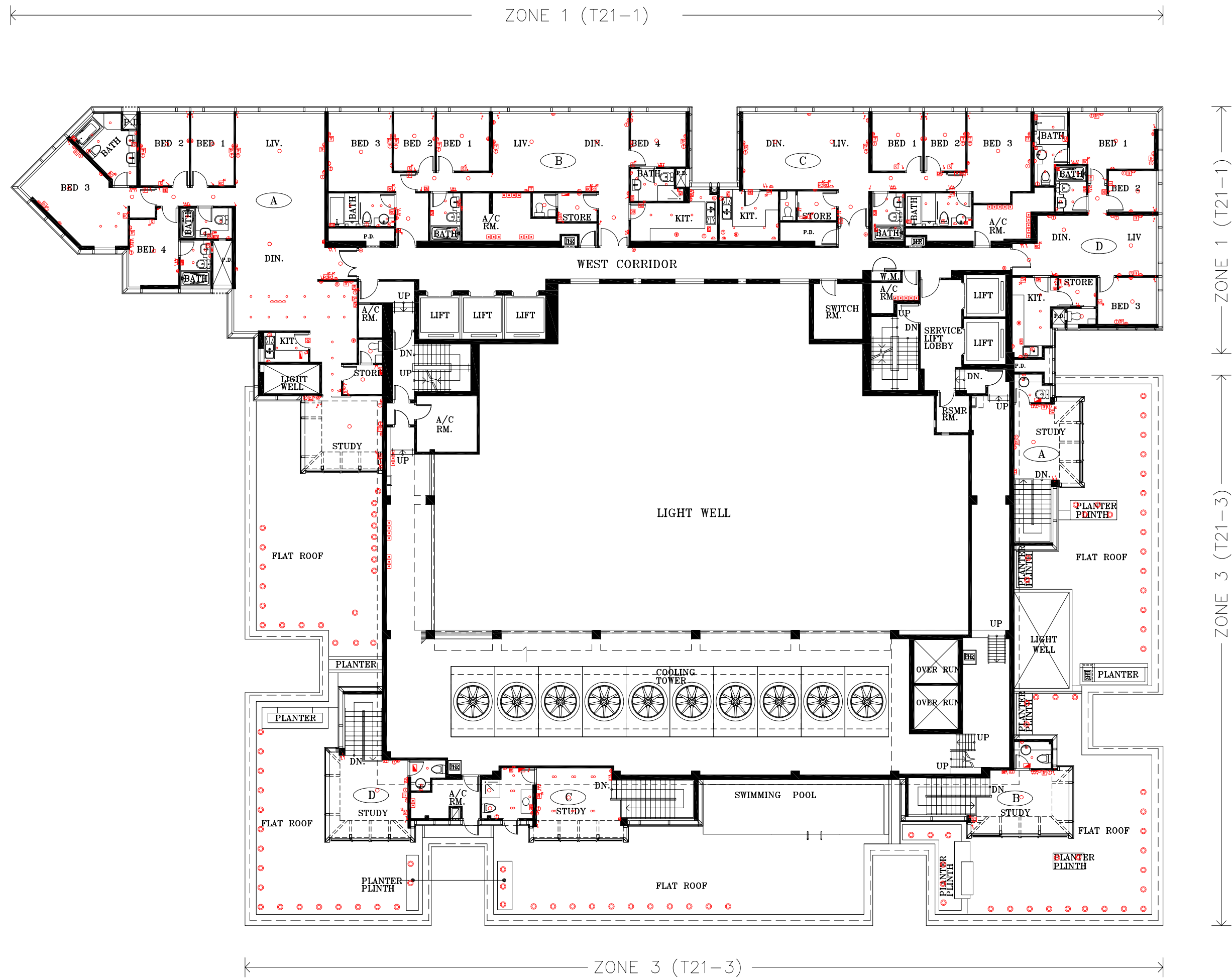


Remarks:

1. Please refer to page 23-24 of this brochure for legend of the terms and abbreviations shown in the mechanical & electrical provision plan above.
2. Please refer to page 216 of this brochure for legend shown in the mechanical & electrical provision plan above.

備註：

1. 以上機電裝置圖中顯示之名詞及簡稱請參閱本售樓說明書第23-24頁。
2. 以上機電裝置圖中顯示之圖例請參閱本售樓說明書第216頁。

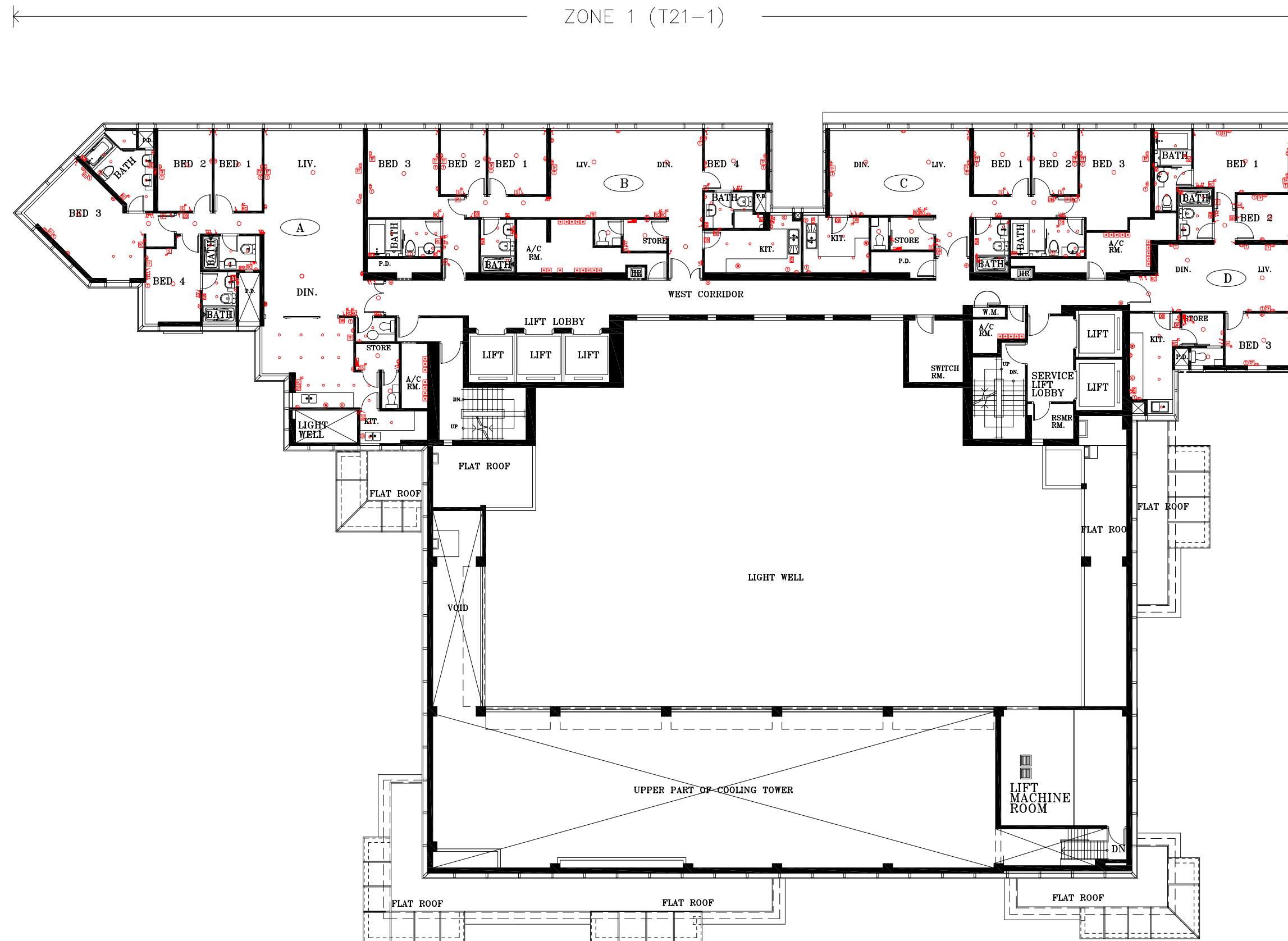


Remarks:

1. Please refer to page 23-24 of this brochure for legend of the terms and abbreviations shown in the mechanical & electrical provision plan above.
2. Please refer to page 216 of this brochure for legend shown in the mechanical & electrical provision plan above.

備註：

1. 以上機電裝置圖中顯示之名詞及簡稱請參閱本售樓說明書第23-24頁。
2. 以上機電裝置圖中顯示之圖例請參閱本售樓說明書第216頁。

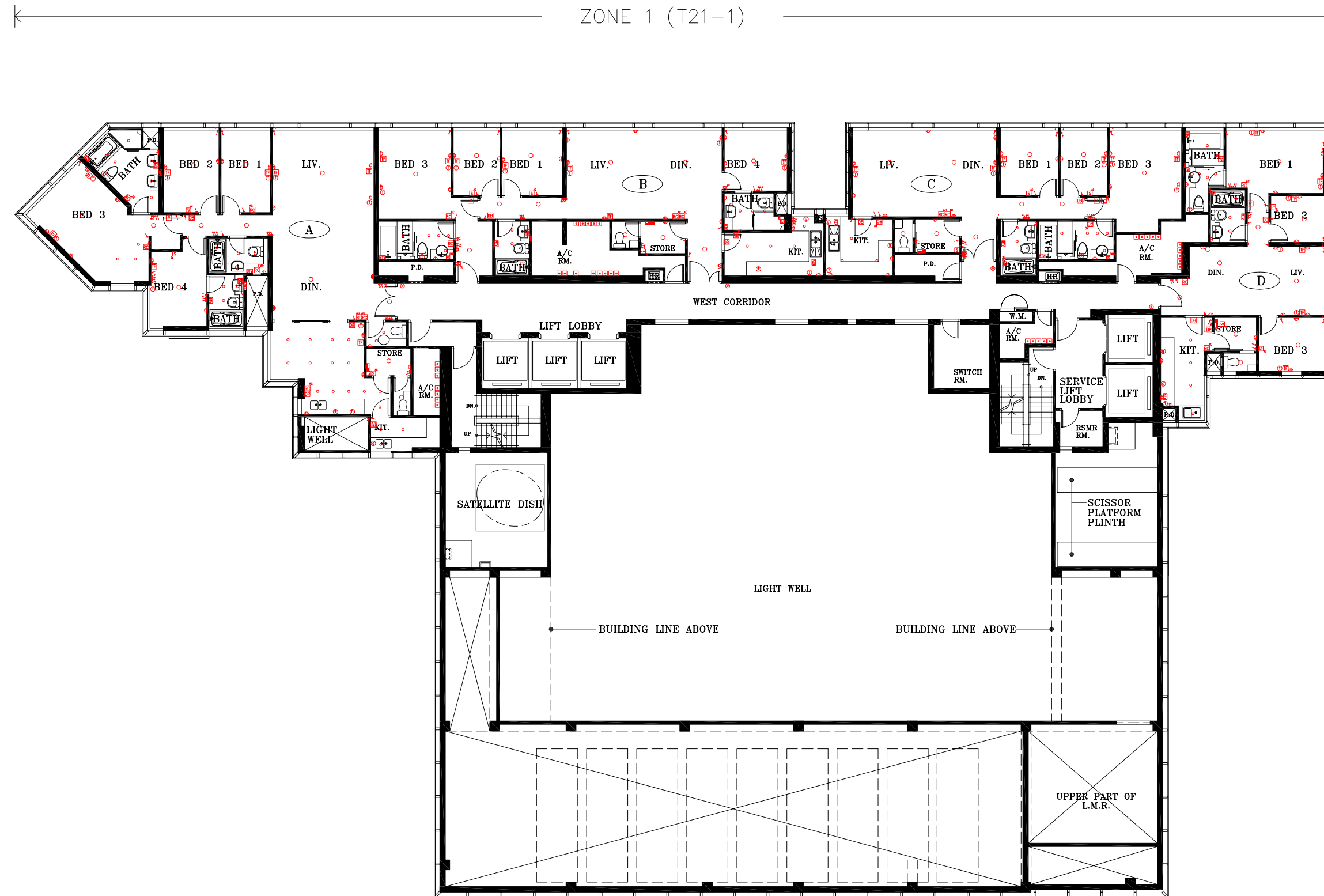


Remarks:

1. Please refer to page 23-24 of this brochure for legend of the terms and abbreviations shown in the mechanical & electrical provision plan above.
2. Please refer to page 216 of this brochure for legend shown in the mechanical & electrical provision plan above.

備註：

1. 以上機電裝置圖中顯示之名詞及簡稱請參閱本售樓說明書第23-24頁。
2. 以上機電裝置圖中顯示之圖例請參閱本售樓說明書第216頁。

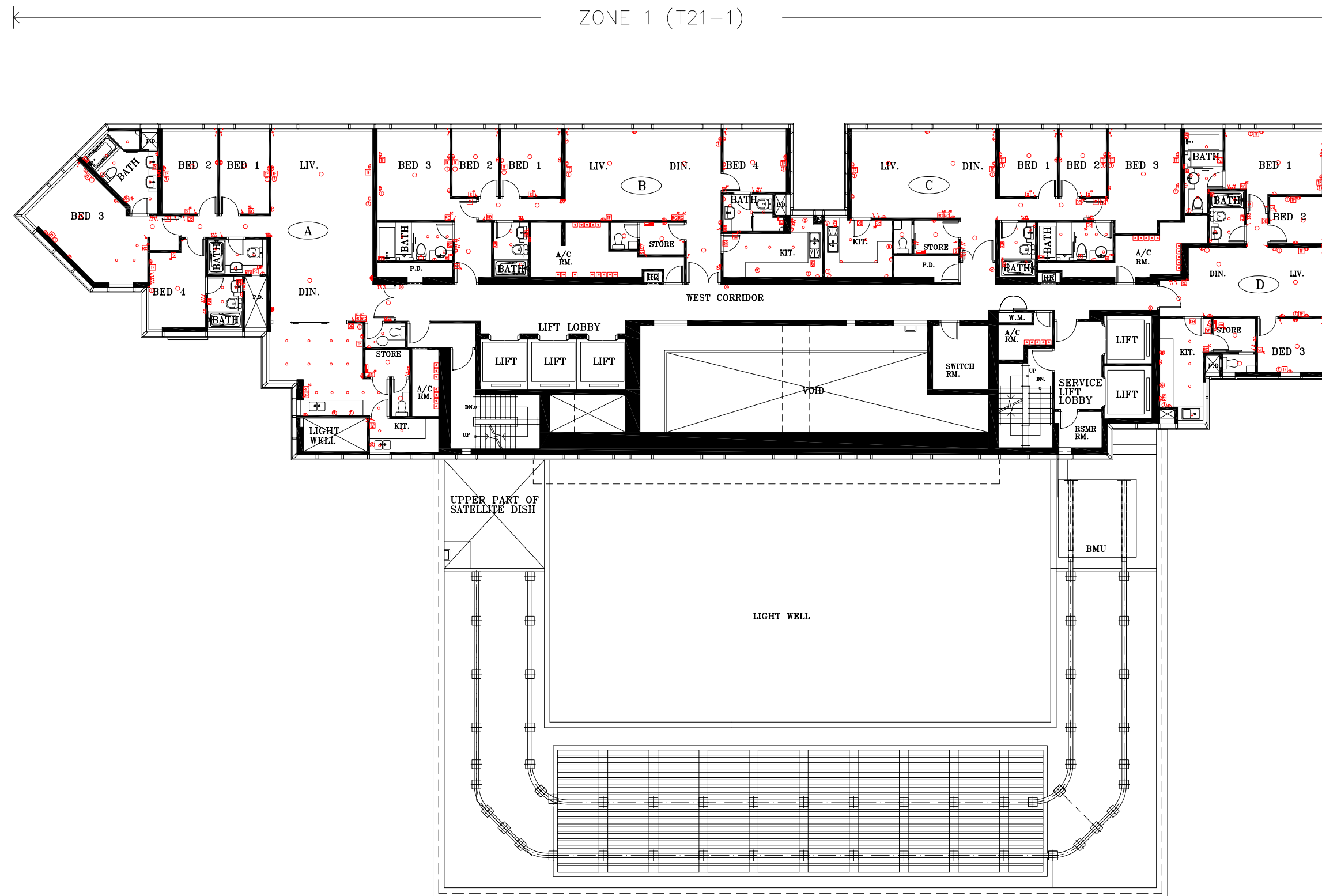


Remarks:

1. Please refer to page 23-24 of this brochure for legend of the terms and abbreviations shown in the mechanical & electrical provision plan above.
2. Please refer to page 216 of this brochure for legend shown in the mechanical & electrical provision plan above.

備註：

1. 以上機電裝置圖中顯示之名詞及簡稱請參閱本售樓說明書第23-24頁。
2. 以上機電裝置圖中顯示之圖例請參閱本售樓說明書第216頁。

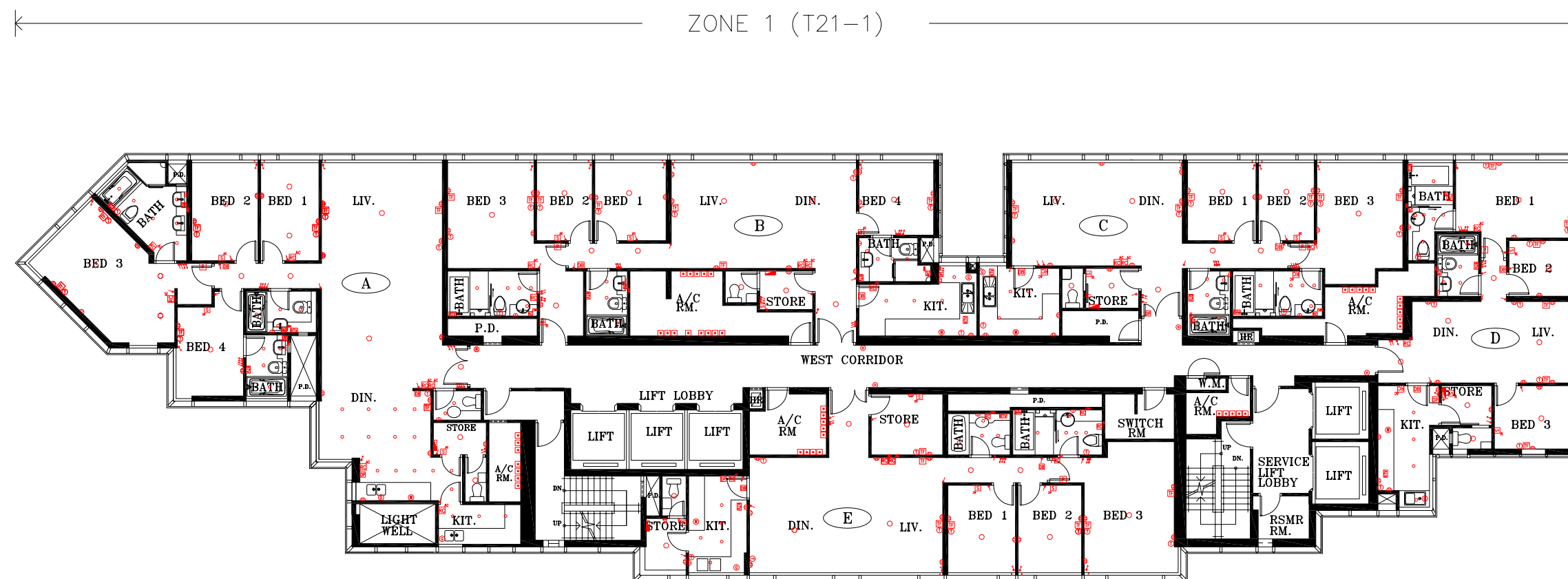


Remarks:

1. Please refer to page 23-24 of this brochure for legend of the terms and abbreviations shown in the mechanical & electrical provision plan above.
2. Please refer to page 216 of this brochure for legend shown in the mechanical & electrical provision plan above.

備註：

1. 以上機電裝置圖中顯示之名詞及簡稱請參閱本售樓說明書第23-24頁。
2. 以上機電裝置圖中顯示之圖例請參閱本售樓說明書第216頁。

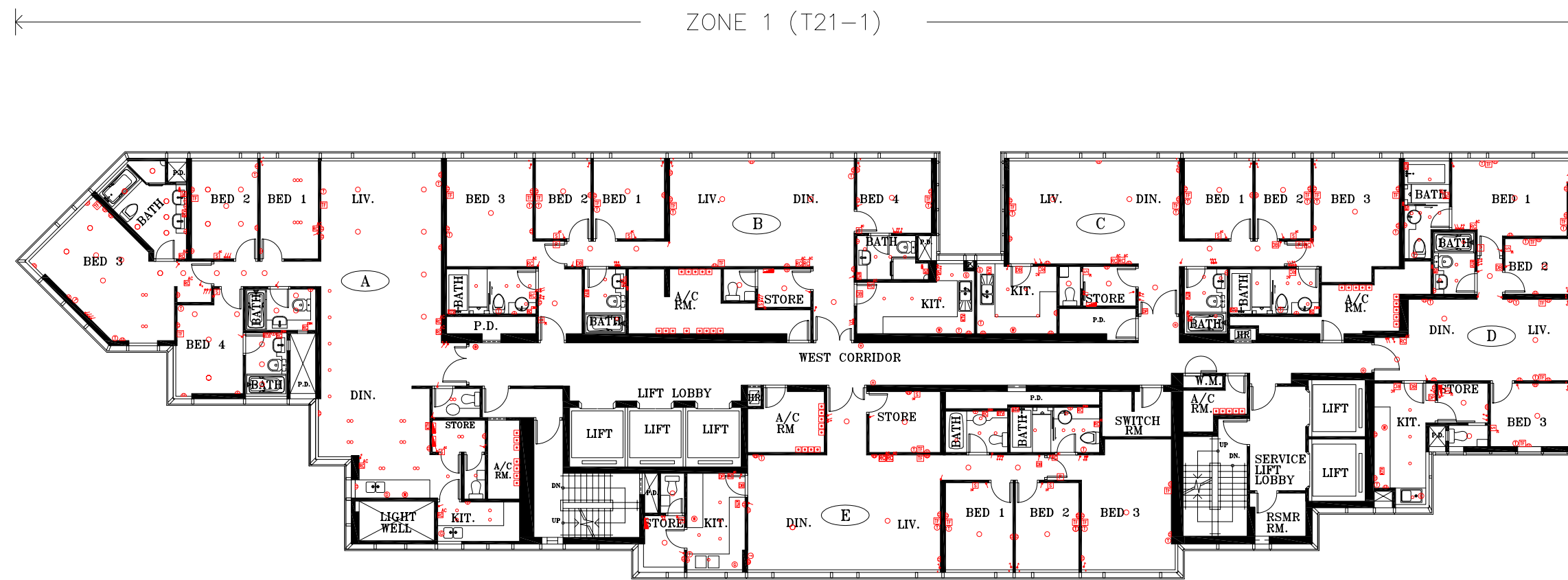


Remarks:

1. Please refer to page 23-24 of this brochure for legend of the terms and abbreviations shown in the mechanical & electrical provision plan above.
2. Please refer to page 216 of this brochure for legend shown in the mechanical & electrical provision plan above.

備註：

1. 以上機電裝置圖中顯示之名詞及簡稱請參閱本售樓說明書第23-24頁。
2. 以上機電裝置圖中顯示之圖例請參閱本售樓說明書第216頁。

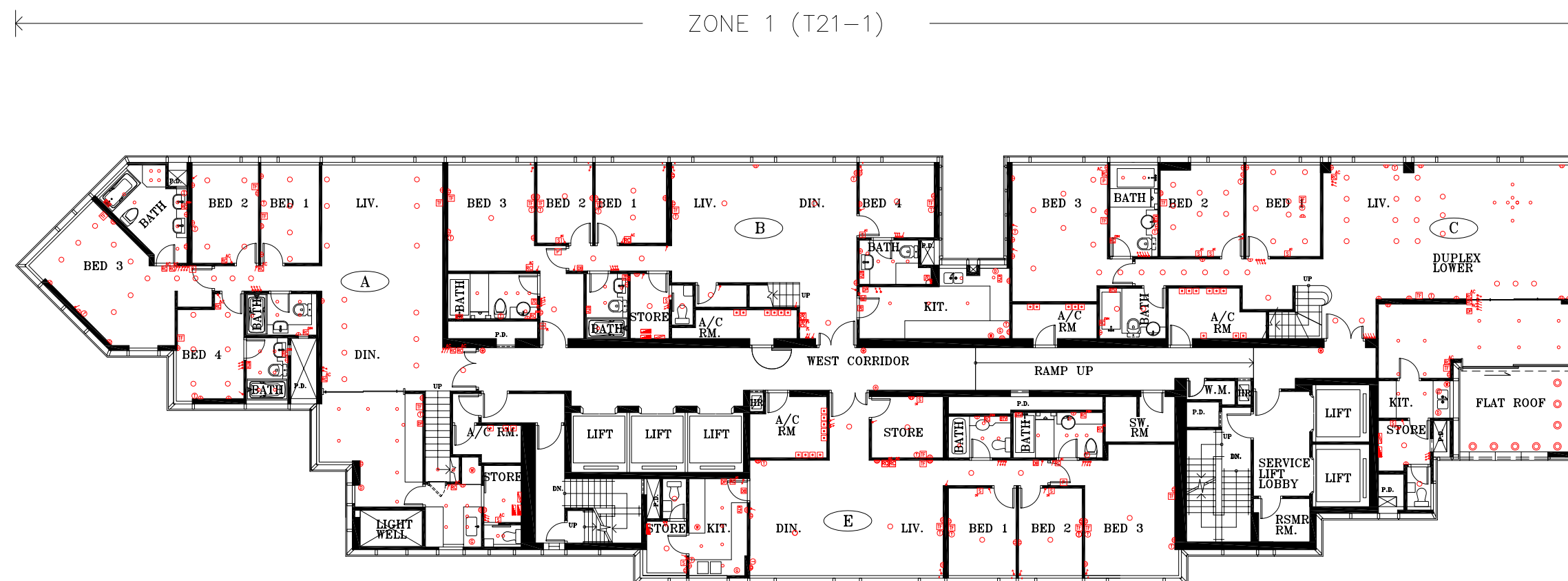


Remarks:

1. Please refer to page 23-24 of this brochure for legend of the terms and abbreviations shown in the mechanical & electrical provision plan above.
2. Please refer to page 216 of this brochure for legend shown in the mechanical & electrical provision plan above.

備註：

1. 以上機電裝置圖中顯示之名詞及簡稱請參閱本售樓說明書第23-24頁。
2. 以上機電裝置圖中顯示之圖例請參閱本售樓說明書第216頁。

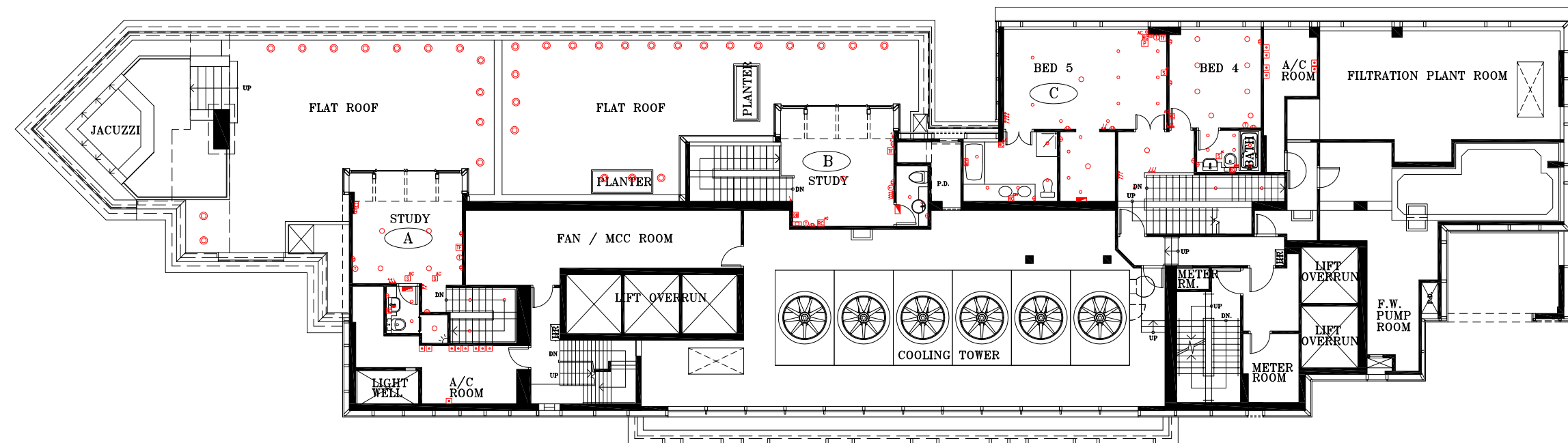


Remarks:

1. Please refer to page 23-24 of this brochure for legend of the terms and abbreviations shown in the mechanical & electrical provision plan above.
2. Please refer to page 216 of this brochure for legend shown in the mechanical & electrical provision plan above.

備註：

1. 以上機電裝置圖中顯示之名詞及簡稱請參閱本售樓說明書第23-24頁。
2. 以上機電裝置圖中顯示之圖例請參閱本售樓說明書第216頁。

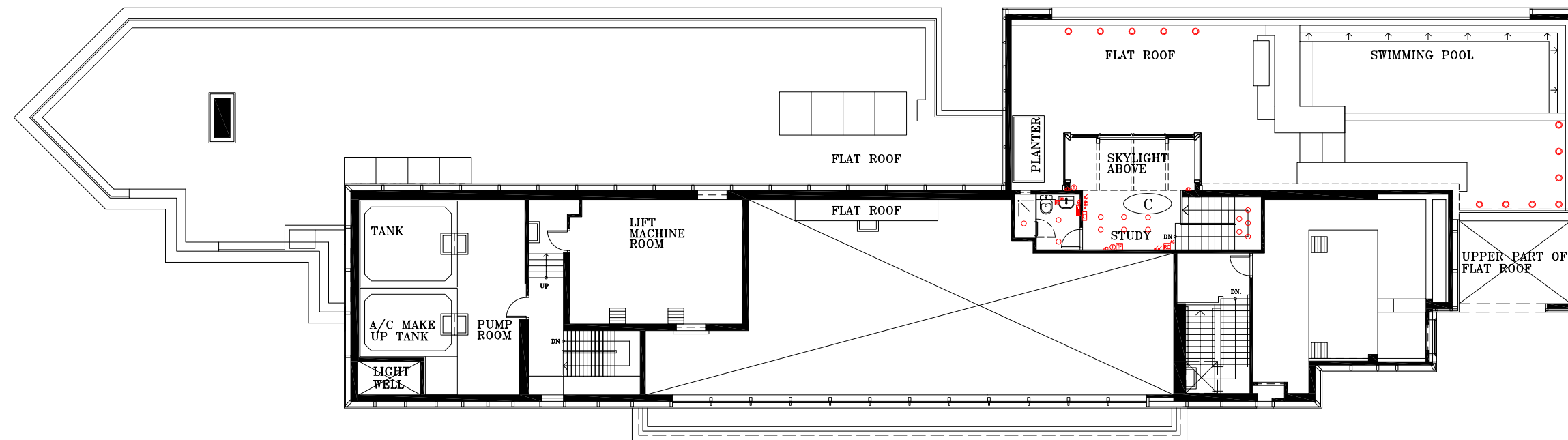


Remarks:

1. Please refer to page 23-24 of this brochure for legend of the terms and abbreviations shown in the mechanical & electrical provision plan above.
2. Please refer to page 216 of this brochure for legend shown in the mechanical & electrical provision plan above.

備註：

1. 以上機電裝置圖中顯示之名詞及簡稱請參閱本售樓說明書第23-24頁。
2. 以上機電裝置圖中顯示之圖例請參閱本售樓說明書第216頁。



Remarks:

1. Please refer to page 23-24 of this brochure for legend of the terms and abbreviations shown in the mechanical & electrical provision plan above.
2. Please refer to page 216 of this brochure for legend shown in the mechanical & electrical provision plan above.

備註：

1. 以上機電裝置圖中顯示之名詞及簡稱請參閱本售樓說明書第23-24頁。
2. 以上機電裝置圖中顯示之圖例請參閱本售樓說明書第216頁。

Fittings, finishes and appliances

裝置、裝修物料及設備

Mechanical and Electrical Provision Schedule of Tower 20

第20座機電裝置數量說明

Floor 樓			91/F, Zone 1 第1區, 91樓		
Unit 單位			A	C	D
	Indicated on Mechanical & Electrical Provision Plans 顯示於機電裝置圖	Concealed and accordingly not indicated on Mechanical & Electrical Provision Plans 隱藏及不顯示於機電裝置圖			
Living/ Dining Room 客/飯廳	Telephone Outlet 電話插座		4	2	1
	TV/FM Outlet 電視/電台天線插座		3	2	0
	13 A Socket Outlet 單位插座		0	0	4
	13 A Twin Socket Outlet 雙位插座		9	7	1
	Electric Bell Push Button 門鈴按鈕		1	1	1
	Electric Door Bell 門鈴		1	1	0
	Door phone handset 門口對講機		1	1	1
	Switch for Split Type Air-conditioner Unit (Wall-mounted) 分體式冷氣機 (掛牆式) 開關制		0	0	0
		Spur Unit/Socket Outlet (For Wine Cooler) 紅酒冷藏櫃接線座/插座	0	0	0
		Spur Unit/Socket Outlet (For Refrigerator) 雪櫃接線座/插座	0	0	0
		Spur Unit/Socket Outlet (For Microwave Oven) 微波爐接線座/插座	0	0	0
		Spur Unit/Socket Outlet (For Steamer) 電蒸爐接線座/插座	0	0	0
		Spur Unit/Socket Outlet (For Electric BBQ Grill) 電燒烤爐接線座/插座	0	0	0
		Spur Unit/Socket Outlet (For Exhaust Hood) 抽油煙機接線座/插座	0	0	0
	Spur Unit/Socket Outlet (For Induction Hobs) 電磁爐接線座/插座	0	0	0	
	Switch for Split Type Air-conditioner Unit (Concealed Type) 分體式冷氣機 (暗裝式) 開關制	4	1	3	
	Split Type Air-Conditioner (Concealed Type) Wired Remote Control 分體式冷氣機 (暗裝式) 有線控制器	4	2	3	

Fittings, finishes and appliances

裝置、裝修物料及設備

Mechanical and Electrical Provision Schedule of Tower 20

第20座機電裝置數量說明

Floor 樓			91/F, Zone 1 第1區, 91樓		
Unit 單位			A	C	D
	Indicated on Mechanical & Electrical Provision Plans 顯示於機電裝置圖	Concealed and accordingly not indicated on Mechanical & Electrical Provision Plans 隱藏及不顯示於機電裝置圖			
Bedroom 1 睡房 1	Telephone Outlet 電話插座		1	1	1
	TV/FM Outlet 電視/電台天線插座		2	1	1
	Panic Alarm Button 緊急警報掣		1	0	0
	13 A Socket Outlet 單位插座		0	0	2
	13 A Twin Socket Outlet 雙位插座		3	2	1
	Switch for Split Type Air-conditioner Unit (Wall-mounted) 分體式冷氣機 (掛牆式) 開關制		0	0	0
		Switch for Split Type Air-conditioner Unit (Concealed Type) 分體式冷氣機 (暗裝式) 開關制	1	1	0
		Switch for Split Type Air-conditioner Unit (Concealed Type) (Serve for Living/Dining Room) 分體式冷氣機 (暗裝式) 開關制 (供客/飯廳使用)	0	1	0
	Split Type Air-Conditioner (Concealed Type) Wired Remote Control 分體式冷氣機 (暗裝式) 有線控制器		1	1	0
Bedroom 2 睡房 2	Telephone Outlet 電話插座		1	1	0
	TV/FM Outlet 電視/電台天線插座		1	1	1
	Panic Alarm Button 緊急警報掣		0	0	0
	13 A Socket Outlet 單位插座		0	0	4
	13 A Twin Socket Outlet 雙位插座		2	2	0
	Switch for Split Type Air-conditioner Unit (Wall-mounted) 分體式冷氣機 (掛牆式) 開關制		1	1	0
		Switch for Split Type Air-conditioner Unit (Concealed Type) 分體式冷氣機 (暗裝式) 開關制	0	0	1
		Switch for Split Type Air-conditioner Unit (Concealed Type) (Serve for Living/Dining Room) 分體式冷氣機 (暗裝式) 開關制 (供客/飯廳使用)	0	1	0
	Split Type Air-Conditioner (Concealed Type) Wired Remote Control 分體式冷氣機 (暗裝式) 有線控制器		0	0	1

Fittings, finishes and appliances

裝置、裝修物料及設備

Mechanical and Electrical Provision Schedule of Tower 20

第20座機電裝置數量說明

Floor 樓			91/F, Zone 1 第1區, 91樓		
Unit 單位			A	C	D
	Indicated on Mechanical & Electrical Provision Plans 顯示於機電裝置圖	Concealed and accordingly not indicated on Mechanical & Electrical Provision Plans 隱藏及不顯示於機電裝置圖			
Bedroom 3 睡房 3	Telephone Outlet 電話插座		1	2	2
	TV/FM Outlet 電視/電台天線插座		1	2	1
	Panic Alarm Button 緊急警報掣		0	1	1
	13 A Socket Outlet 單位插座		0	0	2
	13 A Twin Socket Outlet 雙位插座		2	5	2
	Switch for Split Type Air-conditioner Unit (Wall-mounted) 分體式冷氣機 (掛牆式) 開關制		1	0	0
		Switch for Split Type Air-conditioner Unit (Concealed Type) 分體式冷氣機 (暗裝式) 開關制	0	1	1
	Split Type Air-Conditioner (Concealed Type) Wired Remote Control 分體式冷氣機 (暗裝式) 有線控制器		0	1	1
Bedroom 4 睡房 4	Telephone Outlet 電話插座		1	1	2
	TV/FM Outlet 電視/電台天線插座		1	1	1
	Panic Alarm Button 緊急警報掣		0	0	0
	13 A Socket Outlet 單位插座		0	0	3
	13 A Twin Socket Outlet 雙位插座		2	3	3
	Switch for Split Type Air-conditioner Unit (Wall-mounted) 分體式冷氣機 (掛牆式) 開關制		1	1	0
		Switch for Split Type Air-conditioner Unit (Concealed Type) 分體式冷氣機 (暗裝式) 開關制	0	0	1
	Split Type Air-Conditioner (Concealed Type) Wired Remote Control 分體式冷氣機 (暗裝式) 有線控制器		0	0	1
Bedroom 5 睡房 5	Telephone Outlet 電話插座		3	-	-
	TV/FM Outlet 電視/電台天線插座		3	-	-
	Panic Alarm Button 緊急警報掣		0	-	-
	13 A Twin Socket Outlet 雙位插座		6	-	-
	Switch for Split Type Air-conditioner Unit (Wall-mounted) 分體式冷氣機 (掛牆式) 開關制		0	-	-
		Switch for Split Type Air-conditioner Unit (Concealed Type) 分體式冷氣機 (暗裝式) 開關制	2	-	-
	Split Type Air-Conditioner (Concealed Type) Wired Remote Control 分體式冷氣機 (暗裝式) 有線控制器		2	-	-

Fittings, finishes and appliances

裝置、裝修物料及設備

Mechanical and Electrical Provision Schedule of Tower 20

第20座機電裝置數量說明

Floor 樓			91/F, Zone 1 第1區, 91樓		
Unit 單位			A	C	D
	Indicated on Mechanical & Electrical Provision Plans 顯示於機電裝置圖	Concealed and accordingly not indicated on Mechanical & Electrical Provision Plans 隱藏及不顯示於機電裝置圖			
Bathroom of Bedroom 1 睡房1的浴室	Telephone Outlet 電話插座		0	-	-
	13 A Socket Outlet 單位插座		1	-	-
	Electrical Water Heater Temperature Control 電熱水爐水溫控制器		1	-	-
	Gas Water Heater Temperature Control 煤氣熱水爐水溫控制器		0	-	-
		Spur Unit/Socket Outlet (For Multifunctional Dehumidifier) 多功能抽濕機接線座/插座	0	-	-
	LCD TV in Bathroom 浴室液晶體電視		1	-	-
		Spur Unit/Socket Outlet and TV/FM Outlet (For LCD TV in Bathroom and ceiling speaker) 浴室液晶體電視及天花揚聲器接線座/插座, 電視/電台天線插座	1	-	-
		Spur Unit/Socket Outlet (For Electric Water Heater) 電熱水爐接線座/插座	1	-	-
		Spur Unit/Socket Outlet (For Ventilation Fan) 抽氣扇接線座/插座	1	-	-
		Spur Unit/Socket Outlet (For Mirror Defroster) 鏡面除霧器接線座/插座	1	-	-
	Switch for Split Type Air-conditioner Unit (Concealed Type) 分體式冷氣機 (暗裝式) 開關制	1	-	-	
	Split Type Air-Conditioner (Concealed Type) Wired Remote Control 分體式冷氣機 (暗裝式) 有線控制器	1	-	-	
Bathroom of Bedroom 2 睡房2的浴室	Telephone Outlet 電話插座		-	-	-
	13 A Socket Outlet 單位插座		-	-	-
	Electrical Water Heater Temperature Control 電熱水爐水溫控制器		-	-	-
	Gas Water Heater Temperature Control 煤氣熱水爐水溫控制器		-	-	-
		Spur Unit/Socket Outlet (For Multifunctional Dehumidifier) 多功能抽濕機接線座/插座	-	-	-
	LCD TV in Bathroom 浴室液晶體電視		-	-	-
		Spur Unit/Socket Outlet and TV/FM Outlet (For LCD TV in Bathroom and ceiling speaker) 浴室液晶體電視及天花揚聲器接線座/插座, 電視/電台天線插座	-	-	-
		Spur Unit/Socket Outlet (For Electric Water Heater) 電熱水爐接線座/插座	-	-	-
		Spur Unit/Socket Outlet (For Ventilation Fan) 抽氣扇接線座/插座	-	-	-
		Spur Unit/Socket Outlet (For Mirror Defroster) 鏡面除霧器接線座/插座	-	-	-
	Switch for Split Type Air-conditioner Unit (Concealed Type) 分體式冷氣機 (暗裝式) 開關制	-	-	-	
	Split Type Air-Conditioner (Concealed Type) Wired Remote Control 分體式冷氣機 (暗裝式) 有線控制器	-	-	-	

Fittings, finishes and appliances

裝置、裝修物料及設備

Mechanical and Electrical Provision Schedule of Tower 20

第20座機電裝置數量說明

Floor 樓			91/F, Zone 1 第1區, 91樓		
Unit 單位			A	C	D
	Indicated on Mechanical & Electrical Provision Plans 顯示於機電裝置圖	Concealed and accordingly not indicated on Mechanical & Electrical Provision Plans 隱藏及不顯示於機電裝置圖			
Bathroom of Bedroom 3 睡房3的浴室	Telephone Outlet 電話插座		-	1	1
	13 A Socket Outlet 單位插座		-	1	1
	Electrical Water Heater Temperature Control 電熱水爐水溫控制器		-	1	1
	Gas Water Heater Temperature Control 煤氣熱水爐水溫控制器		-	0	0
		Spur Unit/Socket Outlet (For Multifunctional Dehumidifier) 多功能抽濕機接線座/插座	-	0	0
	LCD TV in Bathroom 浴室液晶體電視		-	1	1
		Spur Unit/Socket Outlet and TV/FM Outlet (For LCD TV in Bathroom and ceiling speaker) 浴室液晶體電視及天花揚聲器接線座/插座, 電視/電台天線插座	-	1	1
		Spur Unit/Socket Outlet (For Electric Water Heater) 電熱水爐接線座/插座	-	0	1
		Spur Unit/Socket Outlet (For Ventilation Fan) 抽氣扇接線座/插座	-	1	1
		Spur Unit/Socket Outlet (For Mirror Defroster) 鏡面除霧器接線座/插座	-	1	1
	Switch for Split Type Air-conditioner Unit (Concealed Type) 分體式冷氣機 (暗裝式) 開關制	-	1	1	
	Split Type Air-Conditioner (Concealed Type) Wired Remote Control 分體式冷氣機 (暗裝式) 有線控制器		-	1	1
Bathroom of Bedroom 4 睡房4的浴室	Telephone Outlet 電話插座		-	0	0
	13 A Socket Outlet 單位插座		-	1	1
	Electrical Water Heater Temperature Control 電熱水爐水溫控制器		-	0	1
	Gas Water Heater Temperature Control 煤氣熱水爐水溫控制器		-	1	0
		Spur Unit/Socket Outlet (For Multifunctional Dehumidifier) 多功能抽濕機接線座/插座	-	0	0
	LCD TV in Bathroom 浴室液晶體電視		-	1	0
		Spur Unit/Socket Outlet and TV/FM Outlet (For LCD TV in Bathroom and ceiling speaker) 浴室液晶體電視及天花揚聲器接線座/插座, 電視/電台天線插座	-	1	0
		Spur Unit/Socket Outlet (For Electric Water Heater) 電熱水爐接線座/插座	-	0	1
		Spur Unit/Socket Outlet (For Ventilation Fan) 抽氣扇接線座/插座	-	1	1
		Spur Unit/Socket Outlet (For Mirror Defroster) 鏡面除霧器接線座/插座	-	1	1
	Switch for Split Type Air-conditioner Unit (Concealed Type) 分體式冷氣機 (暗裝式) 開關制	-	0	0	
	Split Type Air-Conditioner (Concealed Type) Wired Remote Control 分體式冷氣機 (暗裝式) 有線控制器		-	0	0

Note: "-" represents there is no such room in that flat unit ("-" 代表此單位沒有該房間)

Fittings, finishes and appliances

裝置、裝修物料及設備

Mechanical and Electrical Provision Schedule of Tower 20

第20座機電裝置數量說明

Floor 樓			91/F, Zone 1 第1區, 91樓		
Unit 單位			A	C	D
	Indicated on Mechanical & Electrical Provision Plans 顯示於機電裝置圖	Concealed and accordingly not indicated on Mechanical & Electrical Provision Plans 隱藏及不顯示於機電裝置圖			
Bathroom of Bedroom 5 睡房5的浴室	Telephone Outlet 電話插座		0	-	-
	13 A Socket Outlet 單位插座		1	-	-
	Electrical Water Heater Temperature Control 電熱水爐水溫控制器		1	-	-
	Gas Water Heater Temperature Control 煤氣熱水爐水溫控制器		0	-	-
		Spur Unit/Socket Outlet (For Multifunctional Dehumidifier) 多功能抽濕機接線座/插座	0	-	-
	LCD TV in Bathroom 浴室液晶體電視		1	-	-
		Spur Unit/Socket Outlet and TV/FM Outlet (For LCD TV in Bathroom and ceiling speaker) 浴室液晶體電視及天花揚聲器接線座/插座, 電視/電台天線插座	1	-	-
		Spur Unit/Socket Outlet (For Electric Water Heater) 電熱水爐接線座/插座	1	-	-
		Spur Unit/Socket Outlet (For Ventilation Fan) 抽氣扇接線座/插座	1	-	-
		Spur Unit/Socket Outlet (For Mirror Defroster) 鏡面除霧器接線座/插座	1	-	-
		Switch for Split Type Air-conditioner Unit (Concealed Type) 分體式冷氣機 (暗裝式) 開關制	1	-	-
	Split Type Air-Conditioner (Concealed Type) Wired Remote Control 分體式冷氣機 (暗裝式) 有線控制器	1	-	-	
Bathroom 浴室	Telephone Outlet 電話插座		1	0	0
	13 A Socket Outlet 單位插座		1	1	1
	Electrical Water Heater Temperature Control 電熱水爐水溫控制器		1	1	1
	Gas Water Heater Temperature Control 煤氣熱水爐水溫控制器		0	0	0
		Spur Unit/Socket Outlet (For Multifunctional Dehumidifier) 多功能抽濕機接線座/插座	0	1	1
	LCD TV in Bathroom 浴室液晶體電視		1	1	0
		Spur Unit/Socket Outlet and TV/FM Outlet (For LCD TV in Bathroom and ceiling speaker) 浴室液晶體電視及天花揚聲器接線座/插座, 電視/電台天線插座	1	1	1
		Spur Unit/Socket Outlet (For Electric Water Heater) 電熱水爐接線座/插座	1	1	1
	Spur Unit/Socket Outlet (For Electric Water Heater) (Serve for Bathroom of Bedroom 3) 電熱水爐接線座/插座 (供睡房3的浴室使用)	0	1	0	
	Spur Unit/Socket Outlet (For Ventilation Fan) 抽氣扇接線座/插座	1	1	1	
	Spur Unit/Socket Outlet (For Mirror Defroster) 鏡面除霧器接線座/插座	1	1	1	

Fittings, finishes and appliances

裝置、裝修物料及設備

Mechanical and Electrical Provision Schedule of Tower 20

第20座機電裝置數量說明

Floor 樓			91/F, Zone 1 第1區, 91樓		
Unit 單位			A	C	D
	Indicated on Mechanical & Electrical Provision Plans 顯示於機電裝置圖	Concealed and accordingly not indicated on Mechanical & Electrical Provision Plans 隱藏及不顯示於機電裝置圖			
Toilet inside Living/Dining 客/飯廳洗手間	Electrical Water Heater Temperature Control 電熱水爐水溫控制器		1	-	-
	13 A Socket Outlet 單位插座		1	-	-
		Spur Unit/Socket Outlet (For Electric Water Heater) 電熱水爐接線座/插座	1	-	-
		Spur Unit/Socket Outlet (For Mirror Defroster) 鏡面除霧器接線座/插座	1	-	-
		Spur Unit/Socket Outlet (For Ventilation Fan) 抽氣扇接線座/插座	1	-	-
Kitchen 廚房	Electric Door Bell 門鈴		1	1	1
	Telephone Outlet 電話插座		0	1	1
	Door phone handset 門口對講機		0	0	0
	Gas Meter 煤氣錶		1	1	1
		Spur Unit/Socket Outlet (For Oven) 焗爐接線座/插座	1	1	1
		Spur Unit/Socket Outlet (For Exhaust Fan) 抽氣扇接線座/插座	1	1	1
		Spur Unit/Socket Outlet (For Steamer) 電蒸爐接線座/插座	1	1	1
		Spur Unit/Socket Outlet (For Microwave Oven) 微波爐接線座/插座	1	1	1
		Spur Unit/Socket Outlet (For Refrigerator) 雪櫃接線座/插座	1	1	1
		Spur Unit/Socket Outlet (For Washer/Dryer) 洗衣乾衣機接線座/插座	1	1	1
		Spur Unit/Socket Outlet (For Electric Water Heater) 電熱水爐接線座/插座	0	0	0
		Spur Unit/Socket Outlet (For Gas Water Heater) (Serve for Bathroom) 煤氣熱水爐接線座/插座 (供浴室使用)	0	0	0
		Spur Unit/Socket Outlet (For Gas Water Heater) (Serve for Bathroom of Bedroom 4) 煤氣熱水爐接線座/插座 (供睡房4的浴室使用)	0	1	0
		Spur Unit/Socket Outlet (For Dishwasher) 洗碗機接線座/插座	1	0	0
		Spur Unit/Socket Outlet (For Wine Cooler) 紅酒冷藏櫃接線座/插座	1	0	0
		Spur Unit/Socket Outlet (For Electric BBQ Grill) 電燒烤爐接線座/插座	1	1	1
	Spur Unit/Socket Outlet (For Gas Hob) 煤氣煮食爐接線座/插座	2	2	2	
	Spur Unit/Socket Outlet (For Exhaust Hood) 抽油煙機接線座/插座	1	1	1	
	Spur Unit/Socket Outlet (For Induction Hobs) 電磁爐接線座/插座	1	0	0	

Note: "-" represents there is no such room in that flat unit ("-" 代表此單位沒有該房間)

Fittings, finishes and appliances

裝置、裝修物料及設備

Mechanical and Electrical Provision Schedule of Tower 20

第20座機電裝置數量說明

Floor 樓			91/F, Zone 1 第1區, 91樓		
Unit 單位			A	C	D
	Indicated on Mechanical & Electrical Provision Plans 顯示於機電裝置圖	Concealed and accordingly not indicated on Mechanical & Electrical Provision Plans 隱藏及不顯示於機電裝置圖			
Kitchen 廚房	LCD TV in Kitchen 廚房液晶電視		0	1	0
		Spur Unit/Socket Outlet and TV/FM Outlet (For LCD TV in Kitchen) 廚房電視接線座/插座及電視/電台天線插座 (供廚房液晶電視使用)	1	1	0
	Drain Point and Water Point (For Washer/Dryer) 洗衣乾衣機去水位及來水位		1	1	1
	Drain Point and Water Point (For Dishwasher) 洗碗機去水位及來水位		1	0	0
	13 A Twin Socket Outlet 雙位插座		2	3	2
	MCB Board 總電掣箱		0	0	0
		Switch for Split Type Air-conditioner Unit (Concealed Type) 分體式冷氣機 (暗裝式) 開關制	1	1	1
	Split Type Air-Conditioner (Concealed Type) Wired Remote Control 分體式冷氣機 (暗裝式) 有線控制器		1	1	1
Store 儲物室	MCB Board 總電掣箱		2	1	1
	13 A Socket Outlet 單位插座		0	0	1
	13 A Twin Socket Outlet 雙位插座		1	1	0
	Switch for Split Type Air-conditioner Unit (Wall-mounted) 分體式冷氣機 (掛牆式) 開關制		1	1	0
		Switch for Split Type Air-conditioner Unit (Concealed Type) (Serve for Living/Dining Room) 分體式冷氣機 (暗裝式) 開關制 (供客/飯廳使用)	0	0	1
	Split Type Air-Conditioner (Concealed Type) Wired Remote Control 分體式冷氣機 (暗裝式) 有線控制器		0	0	1
Toilet inside Store 儲物室洗手間		Spur Unit/Socket Outlet (For Ventilation Fan) (Serve for Toilet inside Store) 抽氣扇接線座/插座 (供儲物室洗手間使用)	1	0	1
		Spur Unit/Socket Outlet (For Electric Water Heater) (Serve for Kitchen and Toilet inside Store) 電熱水爐接線座/插座 (供廚房及儲物室儲物室洗手間使用)	1	1	1
		Spur Unit/Socket Outlet (For Electric Water Heater) 電熱水爐接線座/插座	0	0	0
	Spur Unit/Socket Outlet (For Ventilation Fan) 抽氣扇接線座/插座	1	1	1	

Fittings, finishes and appliances

裝置、裝修物料及設備

Mechanical and Electrical Provision Schedule of Tower 20

第20座機電裝置數量說明

Floor 樓			91/F, Zone 1 第1區, 91樓		
Unit 單位			A	C	D
	Indicated on Mechanical & Electrical Provision Plans 顯示於機電裝置圖	Concealed and accordingly not indicated on Mechanical & Electrical Provision Plans 隱藏及不顯示於機電裝置圖			
Study 書房	Telephone Outlet 電話插座		1	2	1
	TV/FM Outlet 電視/電台天線插座		1	1	1
	13 A Socket Outlet 單位插座		0	0	2
	13 A Twin Socket Outlet 雙位插座		2	2	1
	Electric Door Bell 門鈴		0	0	0
		Switch for Split Type Air-conditioner Unit (Concealed Type) 分體式冷氣機 (暗裝式) 開關制	2	2	2
		Split Type Air-Conditioner (Concealed Type) Wired Remote Control 分體式冷氣機 (暗裝式) 有線控制器	2	2	2
		Lighting Control Panel 燈光控制面板	1	1	1
Toilet inside Study 書房內的洗手間	MCB Board 總電掣箱		-	0	-
	13 A Socket Outlet 單位插座		-	2	-
	Electrical Water Heater Temperature Control 電熱水爐水溫控制器		-	0	-
	Gas Water Heater Temperature Control 煤氣熱水爐水溫控制器		-	0	-
		Spur Unit/Socket Outlet (For Electric Water Heater) 電熱水爐接線座/插座	-	1	-
		Spur Unit/Socket Outlet (For Mirror Defroster) 鏡面除霧器接線座/插座	-	0	-
		Spur Unit/Socket Outlet (For Ventilation Fan) 抽氣扇接線座/插座	-	1	-
		LCD TV in Bathroom 浴室液晶體電視	-	0	-
	Spur Unit/Socket Outlet and TV/FM Outlet (For LCD TV in Bathroom and ceiling speaker) 浴室液晶體電視及天花揚聲器接線座/插座, 電視/電台天線插座	-	0	-	

Note: “-” represents there is no such room in that flat unit (“-” 代表此單位沒有該房間)

Fittings, finishes and appliances

裝置、裝修物料及設備

Mechanical and Electrical Provision Schedule of Tower 20

第20座機電裝置數量說明

Floor 樓			91/F, Zone 1 第1區, 91樓		
Unit 單位			A	C	D
	Indicated on Mechanical & Electrical Provision Plans 顯示於機電裝置圖	Concealed and accordingly not indicated on Mechanical & Electrical Provision Plans 隱藏及不顯示於機電裝置圖			
Bathroom inside Study 書房內的浴室	MCB Board 總電掣箱		0	-	1
	13 A Socket Outlet 單位插座		1	-	0
	13 A Twin Socket Outlet 雙位插座		0	-	1
	Electrical Water Heater Temperature Control 電熱水爐水溫控制器		1	-	1
	Gas Water Heater Temperature Control 煤氣熱水爐水溫控制器		0	-	0
		Spur Unit/Socket Outlet (For Electric Water Heater) 電熱水爐接線座/插座	1	-	1
		Spur Unit/Socket Outlet (For Mirror Defroster) 鏡面除霧器接線座/插座	0	-	0
		Spur Unit/Socket Outlet (For Ventilation Fan) 抽氣扇接線座/插座	1	-	1
	LCD TV in Bathroom 浴室液晶體電視		1	-	0
		Spur Unit/Socket Outlet and TV/FM Outlet (For LCD TV in Bathroom and ceiling speaker) 浴室液晶體電視及天花揚聲器接線座/插座, 電視/電台天線插座	1	-	0
Flat Roof 平台		Outdoor Electrical Outlet 室外電源插座	3	2	4

Note: "-" represents there is no such room in that flat unit ("-" 代表此單位沒有該房間)

Fittings, finishes and appliances

裝置、裝修物料及設備

Mechanical and Electrical Provision Schedule of Tower 20

第20座機電裝置數量說明

Floor 樓			67/F-73/F, 75/F Zone 1 第1區, 67樓-73樓, 75樓				76F-83F, 85F Zone 1 第1區, 76樓-83樓, 85樓				86F Zone 1 第1區, 86樓				87/F-90/F, Zone 1 第1區, 87樓-90樓				90F Zone 1 第1區, 90樓	
Unit 單位			A	B	C	D	A	B	C	D	A	B	C	D	87/F-90/F, Zone 1 第1區, 87樓-90樓				A	
Indicated on Mechanical & Electrical Provision Plans 顯示於機電裝置圖	Concealed and accordingly not indicated on Mechanical & Electrical Provision Plans 隱藏及不顯示於機電裝置圖	A (Exclude 90/F) (90樓除外)													B	C	D			
Living/Dining room 客/飯廳	Telephone Outlet 電話插座		3	2	2	2	3	2	2	2	3	2	2	2	3	2	2	2	4	
	TV/FM Outlet 電視/電台天線插座		2	2	2	2	2	2	2	2	2	2	2	2	3	2	2	2	3	
	13 A Socket Outlet 單位插座		1	0	0	0	1	0	0	0	1	0	0	0	1	0	0	0	1	
	13 A Twin Socket Outlet 雙位插座		7	7	7	7	7	7	7	7	7	7	7	7	7	7	7	7	7	
	Electric Bell Push Button 門鈴按鈕		1	1	1	1	1	1	1	1	1	1	1	1	1	1	1	1	1	
	Electric Door Bell 門鈴		1	1	1	1	1	1	1	1	1	1	1	1	1	1	1	1	1	
	Door phone handset 門口對講機		1	1	1	1	1	1	1	1	1	1	1	1	1	1	1	1	1	
	Switch for Split Type Air-conditioner Unit (Wall-mounted) 分體式冷氣機 (掛牆式) 開關制		0	0	0	0	0	0	0	0	0	0	0	0	0	0	0	0	0	
		Spur Unit/Socket Outlet (For Wine Cooler) 紅酒冷藏櫃接線座/插座		0	0	0	0	0	0	0	0	0	0	0	0	2	0	0	0	2
		Spur Unit/Socket Outlet (For Refrigerator) 雪櫃接線座/插座		0	0	0	0	0	0	0	0	0	0	0	0	1	0	0	0	1
		Spur Unit/Socket Outlet (For Microwave Combination Oven) 微波 焗爐接線座/插座		0	0	0	0	0	0	0	0	0	0	0	0	1	0	0	0	1
		Spur Unit/Socket Outlet (For Coffee maker) 咖啡機接線座/插座		0	0	0	0	0	0	0	0	0	0	0	0	1	0	0	0	1
		Spur Unit/Socket Outlet (For Oven) 焗爐接線座/插座		0	0	0	0	0	0	0	0	0	0	0	0	0	0	0	0	1
		Spur Unit/Socket Outlet (For Exhaust Hood) 抽油煙機接線座/插座		0	0	0	0	0	0	0	0	0	0	0	0	1	0	0	0	1
	Spur Unit/Socket Outlet (For Induction Hobs) 電磁爐接線座/插座		0	0	0	0	0	0	0	0	0	0	0	0	1	0	0	0	1	
	Spur Unit/Socket Outlet (For Ventilation Fan) (Serve for Bathroom) 抽氣扇接線座/插座 (供浴室使用)		0	0	0	0	0	0	0	0	0	0	0	0	1	0	0	0	1	
	Switch for Split Type Air-conditioner Unit (Concealed Type) 分體式冷氣機 (暗裝式) 開關制		2	0	1	1	2	0	1	1	2	0	1	1	3	0	1	1	3	
	Split Type Air-Conditioner (Concealed Type) Wired Remote Control 分體式冷氣機 (暗裝式) 有線控制器		2	1	2	2	2	1	2	2	2	1	2	2	3	1	2	2	3	

Fittings, finishes and appliances

裝置、裝修物料及設備

Mechanical and Electrical Provision Schedule of Tower 20

第20座機電裝置數量說明

Floor 樓			67/F-73/F,75/F Zone 1 第1區, 67樓-73樓, 75樓				76F-83F, 85F Zone 1 第1區, 76樓-83樓, 85樓				86F Zone 1 第1區, 86樓				87/F-90/F, Zone 1 第1區, 87樓-90樓				90F Zone 1 第1區, 90樓	
Unit 單位			A	B	C	D	A	B	C	D	A	B	C	D	A (Exclude 90/F) (90樓除外)	B	C	D	A	
	Indicated on Mechanical & Electrical Provision Plans 顯示於機電裝置圖	Concealed and accordingly not indicated on Mechanical & Electrical Provision Plans 隱藏及不顯示於機電裝置圖																		
Bedroom 1 睡房 1	Telephone Outlet 電話插座		1	1	1	1	1	1	1	1	1	1	1	1	1	1	1	1	1	
	TV/FM Outlet 電視/電台天線插座		1	1	1	1	1	1	1	1	1	1	1	1	1	1	1	1	1	
	Panic Alarm Button 緊急警報掣		0	0	0	0	0	0	0	0	0	0	0	0	0	0	0	0	0	
	13 A Twin Socket Outlet 雙位插座		2	2	2	2	2	2	2	2	2	2	2	2	2	2	2	2	2	
	Switch for Split Type Air-conditioner Unit (Wall-mounted) 分體式冷氣機 (掛牆式) 開關制		1	1	0	0	1	1	0	0	1	1	0	0	1	1	0	0	1	
		Switch for Split Type Air-conditioner Unit (Concealed Type) 分體式冷氣機 (暗裝式) 開關制		0	0	1	1	0	0	1	1	0	0	1	1	0	0	1	1	0
		Switch for Split Type Air-conditioner Unit (Concealed Type) (Serve for Living/Dining Room) 分體式冷氣機 (暗裝式) 開關制 (供客/飯廳使用)		0	0	1	1	0	0	1	1	0	0	1	1	0	0	1	1	0
	Split Type Air-Conditioner (Concealed Type) Wired Remote Control 分體式冷氣機 (暗裝式) 有線控制器		0	0	1	1	0	0	1	1	0	0	1	1	0	0	1	1	0	
Bedroom 2 睡房 2	Telephone Outlet 電話插座		2	2	1	1	2	2	1	1	2	2	1	1	2	2	1	1	2	
	TV/FM Outlet 電視/電台天線插座		2	2	1	1	2	2	1	1	2	2	1	1	2	2	1	1	2	
	Panic Alarm Button 緊急警報掣		0	1	0	0	0	1	0	0	0	1	0	0	0	1	0	0	0	
	13 A Twin Socket Outlet 雙位插座		4	3	2	2	4	3	2	2	4	3	2	2	4	3	2	2	4	
	Switch for Split Type Air-conditioner Unit (Wall-mounted) 分體式冷氣機 (掛牆式) 開關制		1	0	1	1	1	0	1	1	1	0	1	1	1	0	1	1	1	
		Switch for Split Type Air-conditioner Unit (Concealed Type) 分體式冷氣機 (暗裝式) 開關制		0	1	0	0	0	1	0	0	0	1	0	0	0	1	0	0	0
	Split Type Air-Conditioner (Concealed Type) Wired Remote Control 分體式冷氣機 (暗裝式) 有線控制器		0	1	0	0	0	1	0	0	0	1	0	0	0	1	0	0	0	
Bedroom 3 睡房 3	Telephone Outlet 電話插座		1	-	2	2	1	-	2	2	1	-	2	2	1	-	2	2	1	
	TV/FM Outlet 電視/電台天線插座		1	-	2	2	1	-	2	2	1	-	2	2	1	-	2	2	1	
	Panic Alarm Button 緊急警報掣		0	-	1	1	0	-	1	1	0	-	1	1	0	-	1	1	0	
	13 A Twin Socket Outlet 雙位插座		2	-	5	4	2	-	5	4	2	-	5	4	2	-	5	4	2	
	Switch for Split Type Air-conditioner Unit (Wall-mounted) 分體式冷氣機 (掛牆式) 開關制		1	-	0	0	1	-	0	0	1	-	0	0	1	-	0	0	1	
		Switch for Split Type Air-conditioner Unit (Concealed Type) 分體式冷氣機 (暗裝式) 開關制		0	-	1	1	0	-	1	1	0	-	1	1	0	-	1	1	0
	Split Type Air-Conditioner (Concealed Type) Wired Remote Control 分體式冷氣機 (暗裝式) 有線控制器		0	-	1	1	0	-	1	1	0	-	1	1	0	-	1	1	0	

Note: "-" represents there is no such room in that flat unit ("-" 代表此單位沒有該房間)

Fittings, finishes and appliances

裝置、裝修物料及設備

Mechanical and Electrical Provision Schedule of Tower 20

第20座機電裝置數量說明

Floor 樓			67/F-73/F,75/F Zone 1 第1區, 67樓-73樓, 75樓				76F-83F, 85F Zone 1 第1區, 76樓-83樓, 85樓				86F Zone 1 第1區, 86樓				87/F-90/F, Zone 1 第1區, 87樓-90樓				90F Zone 1 第1區, 90樓					
Unit 單位			A	B	C	D	A	B	C	D	A	B	C	D	A (Exclude 90/F) (90樓除外)	B	C	D	A					
	Indicated on Mechanical & Electrical Provision Plans 顯示於機電裝置圖	Concealed and accordingly not indicated on Mechanical & Electrical Provision Plans 隱藏及不顯示於機電裝置圖																						
Bedroom 4 睡房 4	Telephone Outlet 電話插座		2	-	1	1	2	-	1	1	2	-	1	1	2	-	1	1	2	-	1	1	2	
	TV/FM Outlet 電視/電台天線插座		2	-	1	1	2	-	1	1	2	-	1	1	2	-	1	1	2	-	1	1	2	
	Panic Alarm Button 緊急警報掣		1	-	0	0	1	-	0	0	1	-	0	0	1	-	0	0	1	-	0	0	1	
	13 A Twin Socket Outlet 雙位插座		4	-	3	2	4	-	3	2	4	-	3	2	4	-	3	2	4	-	3	2	5	
	Switch for Split Type Air-conditioner Unit (Wall-mounted) 分體式冷氣機 (掛牆式) 開關制		0	-	1	1	0	-	1	1	0	-	1	1	0	-	1	1	0	-	1	1	0	
		Switch for Split Type Air-conditioner Unit (Concealed Type) 分體式冷氣機 (暗裝式) 開關制		1	-	0	0	1	-	0	0	1	-	0	0	1	-	0	0	1	-	0	0	1
		Split Type Air-Conditioner (Concealed Type) Wired Remote Control 分體式冷氣機 (暗裝式) 有線控制器		1	-	0	0	1	-	0	0	1	-	0	0	1	-	0	0	1	-	0	0	1
Bathroom of Bedroom 1 睡房1的浴室	Telephone Outlet 電話插座		-	-	-	-	-	-	-	-	-	-	-	-	-	-	-	-	-	-	-	-	-	
	13 A Socket Outlet 單位插座		-	-	-	-	-	-	-	-	-	-	-	-	-	-	-	-	-	-	-	-	-	
	Electrical Water Heater Temperature Controller 電熱水爐水溫控制器		-	-	-	-	-	-	-	-	-	-	-	-	-	-	-	-	-	-	-	-	-	
	Gas Water Heater Temperature Controller 煤氣熱水爐水溫控制器		-	-	-	-	-	-	-	-	-	-	-	-	-	-	-	-	-	-	-	-	-	
		Spur Unit/Socket Outlet (For Multifunctional Dehumidifier) 多功能抽濕機接線座/插座		-	-	-	-	-	-	-	-	-	-	-	-	-	-	-	-	-	-	-	-	-
	LCD TV in Bathroom 浴室液晶電視		-	-	-	-	-	-	-	-	-	-	-	-	-	-	-	-	-	-	-	-	-	
		Spur Unit/Socket Outlet and TV/FM Outlet (For LCD TV in Bathroom and ceiling speaker) 浴室液晶電視及天花揚聲器接線座/插座, 電視/電台天線插座		-	-	-	-	-	-	-	-	-	-	-	-	-	-	-	-	-	-	-	-	-
		Spur Unit/Socket Outlet (For Electric Water Heater) 電熱水爐接線座/插座		-	-	-	-	-	-	-	-	-	-	-	-	-	-	-	-	-	-	-	-	-
		Spur Unit/Socket Outlet (For Ventilation Fan) 抽氣扇接線座/插座		-	-	-	-	-	-	-	-	-	-	-	-	-	-	-	-	-	-	-	-	-
		Spur Unit/Socket Outlet (For Mirror Defroster) 鏡面除霧器接線座/插座		-	-	-	-	-	-	-	-	-	-	-	-	-	-	-	-	-	-	-	-	-
	Switch for Split Type Air-conditioner Unit (Concealed Type) 分體式冷氣機 (暗裝式) 開關制		-	-	-	-	-	-	-	-	-	-	-	-	-	-	-	-	-	-	-	-	-	
	Split Type Air-Conditioner (Concealed Type) Wired Remote Control 分體式冷氣機 (暗裝式) 有線控制器		-	-	-	-	-	-	-	-	-	-	-	-	-	-	-	-	-	-	-	-	-	

Note: "-" represents there is no such room in that flat unit ("-" 代表此單位沒有該房間)

Fittings, finishes and appliances

裝置、裝修物料及設備

Mechanical and Electrical Provision Schedule of Tower 20

第20座機電裝置數量說明

Floor 樓			67/F-73/F,75/F Zone 1 第1區, 67樓-73樓, 75樓				76F-83F, 85F Zone 1 第1區, 76樓-83樓, 85樓				86F Zone 1 第1區, 86樓				87/F-90/F, Zone 1 第1區, 87樓-90樓				90F Zone 1 第1區, 90樓	
Unit 單位			A	B	C	D	A	B	C	D	A	B	C	D	A (Exclude 90/F) (90樓除外)	B	C	D	A	
	Indicated on Mechanical & Electrical Provision Plans 顯示於機電裝置圖	Concealed and accordingly not indicated on Mechanical & Electrical Provision Plans 隱藏及不顯示於機電裝置圖																		
Bathroom of Bedroom 2 睡房2的浴室	Telephone Outlet 電話插座		0	1	-	-	0	1	-	-	0	1	-	-	0	1	-	-	0	
	13 A Socket Outlet 單位插座		1	1	-	-	1	1	-	-	1	1	-	-	1	1	-	-	1	
	Electrical Water Heater Temperature Controller 電熱水爐水溫控制器		1	1	-	-	1	1	-	-	1	1	-	-	1	1	-	-	1	
	Gas Water Heater Temperature Controller 煤氣熱水爐水溫控制器		0	0	-	-	0	0	-	-	0	0	-	-	0	0	-	-	0	
		Spur Unit/Socket Outlet (For Multifunctional Dehumidifier) 多功能抽濕機接線座/插座		0	0	-	-	0	0	-	-	0	0	-	-	0	0	-	-	0
	LCD TV in Bathroom 浴室液晶電視		1	1	-	-	1	1	-	-	1	1	-	-	1	1	-	-	1	
		Spur Unit/Socket Outlet and TV/FM Outlet (For LCD TV in Bathroom and ceiling speaker) 浴室液晶電視及天花揚聲器接線座/插座, 電視/電台天線插座		1	1	-	-	1	1	-	-	1	1	-	-	1	1	-	-	1
		Spur Unit/Socket Outlet (For Electric Water Heater) 電熱水爐接線座/插座		1	1	-	-	1	1	-	-	1	1	-	-	1	1	-	-	1
		Spur Unit/Socket Outlet (For Electric Water Heater) (Serve for bathroom) 電熱水爐接線座/插座 (供浴室使用)		1	0	-	-	1	0	-	-	1	0	-	-	1	0	-	-	1
		Spur Unit/Socket Outlet (For Ventilation Fan) 抽氣扇接線座/插座		1	1	-	-	1	1	-	-	1	1	-	-	1	1	-	-	1
		Spur Unit/Socket Outlet (For Mirror Defroster) 鏡面除霧器接線座/插座		1	1	-	-	1	1	-	-	1	1	-	-	1	1	-	-	1
	Switch for Split Type Air-conditioner Unit (Concealed Type) 分體式冷氣機 (暗裝式) 開關制		0	1	-	-	0	1	-	-	0	1	-	-	0	1	-	-	0	
	Split Type Air-Conditioner (Concealed Type) Wired Remote Control 分體式冷氣機 (暗裝式) 有線控制器		0	1	-	-	0	1	-	-	0	1	-	-	0	1	-	-	0	

Note: "-" represents there is no such room in that flat unit ("-" 代表此單位沒有該房間)

Fittings, finishes and appliances

裝置、裝修物料及設備

Mechanical and Electrical Provision Schedule of Tower 20

第20座機電裝置數量說明

Floor 樓			67/F-73/F,75/F Zone 1 第1區, 67樓-73樓, 75樓				76F-83F, 85F Zone 1 第1區, 76樓-83樓, 85樓				86F Zone 1 第1區, 86樓				87/F-90/F, Zone 1 第1區, 87樓-90樓				90F Zone 1 第1區, 90樓	
Unit 單位			A	B	C	D	A	B	C	D	A	B	C	D	A (Exclude 90/F) (90樓除外)	B	C	D	A	
	Indicated on Mechanical & Electrical Provision Plans 顯示於機電裝置圖	Concealed and accordingly not indicated on Mechanical & Electrical Provision Plans 隱藏及不顯示於機電裝置圖																		
Bathroom of Bedroom 3 睡房3的浴室	Telephone Outlet 電話插座		-	-	1	0	-	-	1	0	-	-	1	0	-	-	1	0	-	
	13 A Socket Outlet 單位插座		-	-	1	1	-	-	1	1	-	-	1	1	-	-	1	1	-	
	Electrical Water Heater Temperature Controller 電熱水爐水溫控制器		-	-	1	1	-	-	1	1	-	-	1	1	-	-	1	1	-	
	Gas Water Heater Temperature Controller 煤氣熱水爐水溫控制器		-	-	0	0	-	-	0	0	-	-	0	0	-	-	0	0	-	
		Spur Unit/Socket Outlet (For Multifunctional Dehumidifier) 多功能抽濕機接線座/插座		-	-	0	0	-	-	0	0	-	-	0	0	-	-	0	0	-
	LCD TV in Bathroom 浴室液晶電視		-	-	1	1	-	-	1	1	-	-	1	1	-	-	1	1	-	
		Spur Unit/Socket Outlet and TV/FM Outlet (For LCD TV in Bathroom and ceiling speaker) 浴室液晶電視及天花揚聲器接線座/插座, 電視/電台天線插座		-	-	1	1	-	-	1	1	-	-	1	1	-	-	1	1	-
		Spur Unit/Socket Outlet (For Electric Water Heater) 電熱水爐接線座/插座		-	-	0	1	-	-	0	1	-	-	0	1	-	-	0	1	-
		Spur Unit/Socket Outlet (For Ventilation Fan) 抽氣扇接線座/插座		-	-	1	1	-	-	1	1	-	-	1	1	-	-	1	1	-
		Spur Unit/Socket Outlet (For Mirror Defroster) 鏡面除霧器接線座/插座		-	-	1	2	-	-	1	2	-	-	1	2	-	-	1	2	-
	Switch for Split Type Air-conditioner Unit (Concealed Type) 分體式冷氣機(暗裝式)開關制		-	-	1	1	-	-	1	1	-	-	1	1	-	-	1	1	-	
	Split Type Air-Conditioner (Concealed Type) Wired Remote Control 分體式冷氣機(暗裝式)有線控制器		-	-	1	1	-	-	1	1	-	-	1	1	-	-	1	1	-	

Note: "-" represents there is no such room in that flat unit ("-"代表此單位沒有該房間)

Fittings, finishes and appliances

裝置、裝修物料及設備

Mechanical and Electrical Provision Schedule of Tower 20

第20座機電裝置數量說明

Floor 樓			67/F-73/F,75/F Zone 1 第1區, 67樓-73樓, 75樓				76F-83F, 85F Zone 1 第1區, 76樓-83樓, 85樓				86F Zone 1 第1區, 86樓				87/F-90/F, Zone 1 第1區, 87樓-90樓				90F Zone 1 第1區, 90樓		
Unit 單位			A	B	C	D	A	B	C	D	A	B	C	D	A (Exclude 90/F) (90樓除外)	B	C	D	A		
	Indicated on Mechanical & Electrical Provision Plans 顯示於機電裝置圖	Concealed and accordingly not indicated on Mechanical & Electrical Provision Plans 隱藏及不顯示於機電裝置圖																			
Bathroom of Bedroom 4 睡房4的浴室	Telephone Outlet 電話插座		1	-	0	0	1	-	0	0	1	-	0	0	1	-	0	0	1	1	
	13 A Socket Outlet 單位插座		1	-	1	1	1	-	1	1	1	-	1	1	1	-	1	1	1	1	
	Electrical Water Heater Temperature Controller 電熱水爐水溫控制器		1	-	0	1	1	-	0	1	1	-	0	1	1	-	0	1	1	1	
	Gas Water Heater Temperature Controller 煤氣熱水爐水溫控制器		0	-	1	0	0	-	1	0	0	-	1	0	0	-	1	0	0	0	
		Spur Unit/Socket Outlet (For Multifunctional Dehumidifier) 多功能抽濕機接線座/插座		0	-	0	0	0	-	0	0	0	-	0	0	0	-	0	0	0	0
	LCD TV in Bathroom 浴室液晶電視		1	-	1	1	1	-	1	1	1	-	1	1	1	-	1	1	1	1	
		Spur Unit/Socket Outlet and TV/FM Outlet (For LCD TV in Bathroom and ceiling speaker) 浴室液晶電視及天花揚聲器接線座/插座, 電視/電台天線插座		1	-	1	1	1	-	1	1	1	-	1	1	1	-	1	1	1	1
		Spur Unit/Socket Outlet (For Electric Water Heater) 電熱水爐接線座/插座		1	-	0	1	1	-	0	1	1	-	0	1	1	-	0	1	1	1
		Spur Unit/Socket Outlet (For Ventilation Fan) 抽氣扇接線座/插座		1	-	1	1	1	-	1	1	1	-	1	1	1	-	1	1	1	1
		Spur Unit/Socket Outlet (For Mirror Defroster) 鏡面除霧器接線座/插座		1	-	1	1	1	-	1	1	1	-	1	1	1	-	1	1	1	1
	Switch for Split Type Air-conditioner Unit (Concealed Type) 分體式冷氣機 (暗裝式) 開關制		1	-	0	0	1	-	0	0	1	-	0	0	1	-	0	0	1	1	
	Split Type Air-Conditioner (Concealed Type) Wired Remote Control 分體式冷氣機 (暗裝式) 有線控制器		1	-	0	0	1	-	0	0	1	-	0	0	1	-	0	0	1	1	

Note: "-" represents there is no such room in that flat unit ("-" 代表此單位沒有該房間)

Fittings, finishes and appliances

裝置、裝修物料及設備

Mechanical and Electrical Provision Schedule of Tower 20

第20座機電裝置數量說明

Floor 樓			67/F-73/F, 75/F Zone 1 第1區, 67樓-73樓, 75樓				76F-83F, 85F Zone 1 第1區, 76樓-83樓, 85樓				86F Zone 1 第1區, 86樓				87/F-90/F, Zone 1 第1區, 87樓-90樓				90F Zone 1 第1區, 90樓	
Unit 單位			A	B	C	D	A	B	C	D	A	B	C	D	A (Exclude 90/F) (90樓除外)	B	C	D	A	
	Indicated on Mechanical & Electrical Provision Plans 顯示於機電裝置圖	Concealed and accordingly not indicated on Mechanical & Electrical Provision Plans 隱藏及不顯示於機電裝置圖																		
Bathroom 浴室	Telephone Outlet 電話插座		0	0	0	0	0	0	0	0	0	0	0	0	0	0	0	0	0	
	13 A Socket Outlet 單位插座		1	1	1	1	1	1	1	1	1	1	1	1	1	1	1	1	1	
	Electrical Water Heater Temperature Controller 電熱水爐水溫控制器		1	0	1	1	1	0	1	1	1	0	1	1	1	0	1	1	1	
	Gas Water Heater Temperature Controller 煤氣熱水爐水溫控制器		0	1	0	0	0	1	0	0	0	1	0	0	0	1	0	0	0	
		Spur Unit/Socket Outlet (For Multifunctional Dehumidifier) 多功能抽濕機接線座/插座		1	1	1	1	1	1	1	1	1	1	1	1	1	1	1	1	1
	LCD TV in Bathroom 浴室液晶電視		1	1	1	1	1	1	1	1	1	1	1	1	1	1	1	1	1	
		Spur Unit/Socket Outlet and TV/FM Outlet (For LCD TV in Bathroom and ceiling speaker) 浴室液晶電視及天花揚聲器接線座/插座, 電視/電台天線插座		1	1	1	1	1	1	1	1	1	1	1	1	1	1	1	1	1
		Spur Unit/Socket Outlet (For Electric Water Heater) 電熱水爐接線座/插座		0	0	1	1	0	0	1	1	0	0	1	1	0	0	1	1	0
		Spur Unit/Socket Outlet (For Electric Water Heater) (Serve for Bathroom of Bedroom 3) 電熱水爐接線座/插座 (供睡房3的浴室使用)		0	0	1	0	0	0	1	0	0	0	1	0	0	0	1	0	0
		Spur Unit/Socket Outlet (For Ventilation Fan) 抽氣扇接線座/插座		0	1	1	1	0	1	1	1	0	1	1	1	0	1	1	1	0
		Switch for Split Type Air-conditioner Unit (Concealed Type) 分體式冷氣機 (暗裝式) 開關制		0	0	0	0	0	0	0	0	0	0	0	0	0	0	0	0	0
		Spur Unit/Socket Outlet (For Mirror Defroster) 鏡面除霧器接線座/插座		1	1	1	1	1	1	1	1	1	1	1	1	1	1	1	1	1
	Split Type Air-Conditioner (Concealed Type) Wired Remote Control 分體式冷氣機 (暗裝式) 有線控制器		0	0	0	0	0	0	0	0	0	0	0	0	0	0	0	0	0	

Fittings, finishes and appliances

裝置、裝修物料及設備

Mechanical and Electrical Provision Schedule of Tower 20

第20座機電裝置數量說明

Floor 樓			67/F-73/F,75/F Zone 1 第1區, 67樓-73樓, 75樓				76F-83F, 85F Zone 1 第1區, 76樓-83樓, 85樓				86F Zone 1 第1區, 86樓				87/F-90/F, Zone 1 第1區, 87樓-90樓				90F Zone 1 第1區, 90樓	
Unit 單位			A	B	C	D	A	B	C	D	A	B	C	D	A (Exclude 90/F) (90樓除外)	B	C	D	A	
	Indicated on Mechanical & Electrical Provision Plans 顯示於機電裝置圖	Concealed and accordingly not indicated on Mechanical & Electrical Provision Plans 隱藏及不顯示於機電裝置圖																		
Kitchen 廚房	Electric Door Bell 門鈴		1	1	1	1	1	1	1	1	1	1	1	1	1	1	1	1	1	
	Telephone Outlet 電話插座		1	1	1	1	1	1	1	1	1	1	1	1	0	1	1	1	0	
	Door phone handset 門口對講機		0	0	0	0	0	0	0	0	0	0	0	0	0	0	0	0	0	
	Gas Meter 煤氣錶		1	1	1	1	1	1	1	1	1	1	1	1	1	1	1	1	1	
		Spur Unit/Socket Outlet (For Oven) 焗爐接線座/插座		1	1	1	1	1	1	1	1	1	1	1	1	0	1	1	1	0
		Spur Unit/Socket Outlet (For Exhaust Fan) 抽氣扇接線座/插座		1	1	1	1	1	1	1	1	1	1	1	1	1	1	1	1	1
		Spur Unit/Socket Outlet (For Steamer) 電蒸爐接線座/插座		1	1	1	1	1	1	1	1	1	1	1	1	1	1	1	1	1
		Spur Unit/Socket Outlet (For Microwave Oven) 微波爐接線座/插座		1	1	1	1	1	1	1	1	1	1	1	1	0	1	1	1	0
		Spur Unit/Socket Outlet (For Refrigerator) 雪櫃接線座/插座		1	1	1	1	1	1	1	1	1	1	1	1	0	1	1	1	0
		Spur Unit/Socket Outlet (For Washer/Dryer) 洗衣乾衣機接線座/插座		1	1	1	1	1	1	1	1	1	1	1	1	1	1	1	1	1
		Spur Unit/Socket Outlet (For Electric Water Heater) 電熱水爐接線座/插座		0	1	0	0	0	1	0	0	0	1	0	0	0	1	0	0	0
		Spur Unit/Socket Outlet (For Gas Water Heater) (Serve for Bathroom) 煤氣熱水爐接線座/插座 (供浴室使用)		0	1	0	0	0	1	0	0	0	1	0	0	0	1	0	0	0
		Spur Unit/Socket Outlet (For Gas Water Heater) (Serve for Bathroom of Bedroom 4) 煤氣熱水爐接線座/插座 (供睡房4的浴室使用)		0	0	1	0	0	0	1	0	0	0	1	0	0	0	1	0	0
		Spur Unit/Socket Outlet (For Dishwasher) 洗碗機接線座/插座		1	0	0	0	1	0	0	0	1	0	0	0	1	0	0	0	1
		Spur Unit/Socket Outlet (For Wine Cooler) 紅酒冷藏櫃接線座/插座		1	0	0	0	1	0	0	0	1	0	0	0	0	0	0	0	0
		Spur Unit/Socket Outlet (For Electric BBQ Grill) 電燒烤爐接線座/插座		1	0	1	1	1	0	1	1	1	0	1	1	1	0	1	1	1
		Spur Unit/Socket Outlet (For Gas Hob) 煤氣煮食爐接線座/插座		2	2	2	2	2	2	2	2	2	2	2	2	2	2	2	2	2
	Spur Unit/Socket Outlet (For Exhaust Hood) 抽油煙機接線座/插座		1	1	1	1	1	1	1	1	1	1	1	1	1	1	1	1	1	
	LCD TV in Kitchen 廚房液晶電視		1	1	1	1	1	1	1	1	1	1	1	1	0	1	1	1	0	
	Spur Unit/Socket Outlet and TV/FM Outlet (For LCD TV in kitchen) 廚房電視接線座/插座及電視/電台天線插座 (供廚房液晶電視使用)		1	1	1	1	1	1	1	1	1	1	1	1	0	1	1	1	0	

Fittings, finishes and appliances

裝置、裝修物料及設備

Mechanical and Electrical Provision Schedule of Tower 20

第20座機電裝置數量說明

Floor 樓			67/F-73/F, 75/F Zone 1 第1區, 67樓-73樓, 75樓				76F-83F, 85F Zone 1 第1區, 76樓-83樓, 85樓				86F Zone 1 第1區, 86樓				87/F-90/F, Zone 1 第1區, 87樓-90樓				90F Zone 1 第1區, 90樓	
Unit 單位			A	B	C	D	A	B	C	D	A	B	C	D	A (Exclude 90/F) (90樓除外)	B	C	D	A	
	Indicated on Mechanical & Electrical Provision Plans 顯示於機電裝置圖	Concealed and accordingly not indicated on Mechanical & Electrical Provision Plans 隱藏及不顯示於機電裝置圖																		
Kitchen 廚房	Drain Point and Water Point (For Washer/Dryer) 洗衣乾衣機去水位及來水位		1	1	1	1	1	1	1	1	1	1	1	1	1	1	1	1	1	
	Drain Point and Water Point (For Dishwasher) 洗碗機去水位及來水位		1	0	0	0	1	0	0	0	1	0	0	0	1	0	0	0	1	
	13 A Twin Socket Outlet 雙位插座		2	2	3	2	2	2	3	2	2	2	3	2	2	2	3	2	2	
	MCB Board 總電掣箱		0	1	0	0	0	1	0	0	0	1	0	0	0	1	0	0	0	
		Switch for Split Type Air-conditioner Unit (Concealed Type) 分體式冷氣機 (暗裝式) 開關制		1	0	1	1	1	0	1	1	1	0	1	1	1	0	1	1	1
		Switch for Split Type Air-conditioner Unit (Concealed Type) (Serve for Living/Dining Room) 分體式冷氣機 (暗裝式) 開關制 (供客/飯廳使用)		0	1	0	0	0	1	0	0	0	1	0	0	0	1	0	0	0
		Split Type Air-Conditioner (Concealed Type) Wired Remote Control 分體式冷氣機 (暗裝式) 有線控制器		1	0	1	1	1	0	1	1	1	0	1	1	1	0	1	1	1
Store 儲物室	MCB Board 總電掣箱		1	-	1	1	1	-	1	1	1	-	1	1	1	-	1	1	1	
	13 A Twin Socket Outlet 雙位插座		1	-	1	1	1	-	1	1	1	-	1	1	1	-	1	1	1	
	Switch for Split Type Air-conditioner Unit (Wall-mounted) 分體式冷氣機 (掛牆式) 開關制		1	-	1	1	1	-	1	1	1	-	1	1	1	-	1	1	1	
		Spur Unit/Socket Outlet (For Ventilation Fan) (Serve for Bathroom) 抽氣扇接線座/插座 (供浴室使用)		1	-	0	0	1	-	0	0	1	-	0	0	0	-	0	0	0
		Spur Unit/Socket Outlet (For Ventilation Fan) (Serve for Toilet inside Store) 抽氣扇接線座/插座 (供儲物室洗手間使用)		1	-	0	1	1	-	0	1	1	-	0	1	1	-	0	1	1
Toilet inside Store 儲物室洗手間		Spur Unit/Socket Outlet (For Electric Water Heater) (Serve for Kitchen and Toilet inside Store) 電熱水爐接線座/插座 (供廚房及儲物室儲物室洗手間使用)	1	-	1	1	1	-	1	1	1	-	1	1	1	-	1	1	1	
		Spur Unit/Socket Outlet (For Electric Water Heater) 電熱水爐接線座/插座	0	-	0	0	0	-	0	0	0	-	0	0	0	-	0	0	0	
		Spur Unit/Socket Outlet (For Ventilation Fan) 抽氣扇接線座/插座	0	-	1	0	0	-	1	0	0	-	1	0	0	-	1	0	0	
Flat Roof 平台		Outdoor Electrical Outlet 室外電源插座	-	-	-	-	-	-	-	-	-	-	-	-	-	-	-	-	-	

Note: "-" represents there is no such room in that flat unit ("-"代表此單位沒有該房間)

Fittings, finishes and appliances

裝置、裝修物料及設備

Mechanical and Electrical Provision Schedule of Tower 20

第20座機電裝置數量說明

Floor 樓			12/F, Zone 2 第2區, 12樓				15/F, Zone 2 第2區, 15樓			16/F-23/F, 25/F-33/F, 35/F, Zone 2 第2區, 16樓-23樓, 25樓-33樓, 35樓					36/F, Zone 2 第2區, 36樓					37/F, Zone 2 第2區, 37樓				38/F, Zone 2 第2區, 38樓			
Unit 單位			A	B	C	D	B	C	D	A	B	C	D	E	A	B	C	D	E	B	C	D	E	B	C	E	
	Indicated on Mechanical & Electrical Provision Plans 顯示於機電裝置圖	Concealed and accordingly not indicated on Mechanical & Electrical Provision Plans 隱藏及不顯示於機電裝置圖																									
Living/Dining room 客/飯廳	Telephone Outlet 電話插座		6	3	2	2	3	2	2	2	3	2	2	2	2	3	2	2	2	2	2	2	2	2	2	2	
	TV/FM Outlet 電視/電台天線插座		4	2	2	2	2	2	2	2	2	2	2	2	2	2	2	2	2	2	2	2	2	2	2	2	
	13 A Twin Socket Outlet 雙位插座		12	6	5	5	6	5	5	6	6	5	5	5	6	6	5	5	5	9	5	5	5	9	6	5	
	Electric Bell Push Button 門鈴按鈕		1	1	1	1	1	1	1	1	1	1	1	1	1	1	1	1	1	1	1	1	1	1	1	1	
	Electric Door Bell 門鈴		0	1	0	0	1	0	0	1	1	0	0	0	1	1	0	0	0	1	0	0	0	1	1	0	
	Door phone handset 門口對講機		0	0	1	1	0	1	1	0	0	1	1	1	0	0	1	1	1	0	1	1	1	0	1	1	
	Lighting Control Panel 燈光控制面板		1	1	0	0	0	0	0	0	0	0	0	0	0	0	0	0	0	1	0	0	0	0	1	0	
	Switch for Split Type Air-conditioner Unit (Wall-mounted) 分體式冷氣機 (掛牆式) 開關制		0	0	1	1	0	1	1	0	0	1	1	1	0	0	1	1	1	0	1	1	1	0	0	1	
		Switch for Split Type Air-conditioner Unit (Concealed Type) 分體式冷氣機 (暗裝式) 開關制		5	2	0	0	1	0	0	0	1	0	0	0	2	2	0	0	0	3	0	0	0	3	1	0
		Switch for Split Type Air-conditioner Unit (Concealed Type) (Serve for Bedroom 2) 分體式冷氣機 (暗裝式) 開關制 (供睡房2使用)		1	0	0	0	0	0	0	0	0	0	0	0	0	0	0	0	0	0	0	0	0	0	0	0
	Split Type Air-Conditioner (Concealed Type) Wired Remote Control 分體式冷氣機 (暗裝式) 有線控制器		5	2	0	0	2	0	0	1	2	0	0	0	2	2	0	0	0	4	0	0	0	4	2	0	
Bedroom 1 睡房 1	Telephone Outlet 電話插座		2	2	1	1	2	1	1	2	2	1	1	1	2	2	1	1	1	2	1	1	1	2	1	1	
	TV/FM Outlet 電視/電台天線插座		2	2	1	1	2	1	1	2	2	1	1	1	2	2	1	1	1	2	1	1	1	2	2	1	
	Panic Alarm Button 緊急警報掣		0	1	0	0	1	0	0	1	1	0	0	0	1	1	0	0	0	1	0	0	0	1	0	0	
	13 A Twin Socket Outlet 雙位插座		4	4	2	2	4	2	2	4	4	2	2	2	4	4	2	2	2	3	2	2	2	3	2	2	
	Switch for Split Type Air-conditioner Unit (Wall-mounted) 分體式冷氣機 (掛牆式) 開關制		0	0	1	1	0	1	1	0	0	1	1	1	0	0	1	1	1	0	1	1	1	0	1	1	
		Switch for Split Type Air-conditioner Unit (Concealed Type) 分體式冷氣機 (暗裝式) 開關制		1	1	0	0	1	0	0	1	1	0	0	0	1	1	0	0	0	1	0	0	0	1	0	0
	Split Type Air-Conditioner (Concealed Type) Wired Remote Control 分體式冷氣機 (暗裝式) 有線控制器		1	1	0	0	1	0	0	1	1	0	0	0	1	1	0	0	0	2	0	0	0	2	0	0	
Bedroom 2 睡房 2	Telephone Outlet 電話插座		3	1	1	1	1	1	1	1	1	1	1	1	1	1	1	1	1	1	1	1	1	1	1	1	
	TV/FM Outlet 電視/電台天線插座		2	1	1	1	1	1	1	1	1	1	1	1	1	1	1	1	1	2	1	1	1	2	2	1	
	Panic Alarm Button 緊急警報掣		1	0	1	1	0	1	1	0	0	1	1	1	0	0	1	1	1	0	1	1	1	0	0	1	
	13 A Twin Socket Outlet 雙位插座		5	2	3	3	2	3	3	2	2	3	3	3	2	2	3	3	3	2	3	3	3	2	2	3	
	Switch for Split Type Air-conditioner Unit (Wall-mounted) 分體式冷氣機 (掛牆式) 開關制		0	1	1	1	1	1	1	1	1	1	1	1	1	1	1	1	1	1	1	1	1	1	1	1	

Fittings, finishes and appliances

裝置、裝修物料及設備

Mechanical and Electrical Provision Schedule of Tower 20

第20座機電裝置數量說明

Floor 樓			12/F, Zone 2 第2區, 12樓				15/F, Zone 2 第2區, 15樓			16/F-23/F, 25/F-33/F, 35/F, Zone 2 第2區, 16樓-23樓, 25樓-33樓, 35樓					36/F, Zone 2 第2區, 36樓					37/F, Zone 2 第2區, 37樓				38/F, Zone 2 第2區, 38樓			
Unit 單位			A	B	C	D	B	C	D	A	B	C	D	E	A	B	C	D	E	B	C	D	E	B	C	E	
	Indicated on Mechanical & Electrical Provision Plans 顯示於機電裝置圖	Concealed and accordingly not indicated on Mechanical & Electrical Provision Plans 隱藏及不顯示於機電裝置圖																									
Bedroom 2 睡房 2		Switch for Split Type Air-conditioner Unit (Concealed Type) 分體式冷氣機 (暗裝式) 開關制	1	0	0	0	0	0	0	0	0	0	0	0	0	0	0	0	0	0	0	0	0	0	0	0	
		Split Type Air-Conditioner (Concealed Type) Wired Remote Control 分體式冷氣機 (暗裝式) 有線控制器	3	0	0	0	0	0	0	0	0	0	0	0	0	0	0	0	0	0	0	0	0	0	0	0	
Bedroom 3 睡房 3		Telephone Outlet 電話插座	1	1	-	-	1	-	-	1	1	-	-	-	1	1	-	-	-	1	-	-	-	1	2	-	
		TV/FM Outlet 電視/電台天線插座	1	1	-	-	1	-	-	1	1	-	-	-	1	1	-	-	-	1	-	-	-	1	2	-	
		Panic Alarm Button 緊急警報掣	0	0	-	-	0	-	-	0	0	-	-	-	0	0	-	-	-	0	-	-	-	0	1	-	
		13 A Twin Socket Outlet 雙位插座	2	2	-	-	2	-	-	2	2	-	-	-	2	2	-	-	-	2	-	-	-	2	4	-	
		Switch for Split Type Air-conditioner Unit (Wall-mounted) 分體式冷氣機 (掛牆式) 開關制	0	1	-	-	0	-	-	1	0	-	-	-	1	1	-	-	-	1	-	-	-	1	0	-	
		Switch for Split Type Air-conditioner Unit (Concealed Type) 分體式冷氣機 (暗裝式) 開關制	1	0	-	-	1	-	-	0	1	-	-	-	0	0	-	-	-	0	-	-	-	0	1	-	
		Switch for Split Type Air-conditioner Unit (Concealed Type) (Serve for Living/Dining Room) 分體式冷氣機 (暗裝式) 開關制 (供客/飯廳使用)	0	0	-	-	1	-	-	0	1	-	-	-	0	0	-	-	-	0	-	-	-	0	0	-	
Bedroom 4 睡房 4		Split Type Air-Conditioner (Concealed Type) Wired Remote Control 分體式冷氣機 (暗裝式) 有線控制器	1	0	-	-	1	-	-	0	1	-	-	-	0	0	-	-	-	0	-	-	-	0	1	-	
		Telephone Outlet 電話插座	2	1	-	-	1	-	-	-	1	-	-	-	-	1	-	-	-	1	-	-	-	1	-	-	
		TV/FM Outlet 電視/電台天線插座	2	1	-	-	1	-	-	-	1	-	-	-	-	1	-	-	-	1	-	-	-	1	-	-	
		Panic Alarm Button 緊急警報掣	0	0	-	-	0	-	-	-	0	-	-	-	-	0	-	-	-	0	-	-	-	0	-	-	
		13 A Twin Socket Outlet 雙位插座	4	2	-	-	2	-	-	-	2	-	-	-	-	2	-	-	-	3	-	-	-	3	-	-	
		Lighting Control Panel 燈光控制面板	0	1	-	-	0	-	-	-	0	-	-	-	-	0	-	-	-	0	-	-	-	0	-	-	
		Switch for Split Type Air-conditioner Unit (Wall-mounted) 分體式冷氣機 (掛牆式) 開關制	0	1	-	-	1	-	-	-	1	-	-	-	-	1	-	-	-	1	-	-	-	1	-	-	
		Switch for Split Type Air-conditioner Unit (Concealed Type) 分體式冷氣機 (暗裝式) 開關制	1	0	-	-	0	-	-	-	0	-	-	-	-	0	-	-	-	0	-	-	-	0	-	-	

Note: "-" represents there is no such room in that flat unit ("-" 代表此單位沒有該房間)

Fittings, finishes and appliances

裝置、裝修物料及設備

Mechanical and Electrical Provision Schedule of Tower 20

第20座機電裝置數量說明

Floor 樓			12/F, Zone 2 第2區, 12樓				15/F, Zone 2 第2區, 15樓			16/F-23/F, 25/F-33/F, 35/F, Zone 2 第2區, 16樓-23樓, 25樓-33樓, 35樓					36/F, Zone 2 第2區, 36樓					37/F, Zone 2 第2區, 37樓				38/F, Zone 2 第2區, 38樓						
Unit 單位			A	B	C	D	B	C	D	A	B	C	D	E	A	B	C	D	E	B	C	D	E	B	C	E				
	Indicated on Mechanical & Electrical Provision Plans 顯示於機電裝置圖	Concealed and accordingly not indicated on Mechanical & Electrical Provision Plans 隱藏及不顯示於機電裝置圖																												
Bathroom of Bedroom 1 睡房1的浴室	Telephone Outlet 電話插座		1	1	-	-	1	-	-	1	1	-	-	-	1	1	-	-	-	1	-	-	-	1	-	-	1	-	-	
	13 A Socket Outlet 單位插座		1	1	-	-	1	-	-	1	1	-	-	-	1	1	-	-	-	1	-	-	-	1	-	-	1	-	-	
	Electrical Water Heater Temperature Control 電熱水爐水溫控制器		1	1	-	-	1	-	-	1	1	-	-	-	1	1	-	-	-	1	-	-	-	1	-	-	1	-	-	
	Gas Water Heater Temperature Control 煤氣熱水爐水溫控制器		0	0	-	-	0	-	-	0	0	-	-	-	0	0	-	-	-	0	-	-	-	0	-	-	0	-	-	
	LCD TV in Bathroom 浴室液晶電視		1	1	-	-	1	-	-	1	1	-	-	-	1	1	-	-	-	1	-	-	-	1	-	-	1	-	-	
		Spur Unit/Socket Outlet and TV/FM Outlet (For LCD TV in Bathroom and ceiling speaker) 浴室液晶電視及天花揚聲器接線座/插座, 電視/電台天線插座		1	1	-	-	1	-	-	1	1	-	-	-	1	1	-	-	-	1	-	-	-	1	-	-	1	-	-
		Spur Unit/Socket Outlet (For Multifunctional Dehumidifier) 多功能抽濕機接線座/插座		0	0	-	-	0	-	-	0	0	-	-	-	0	0	-	-	-	0	-	-	-	0	-	-	0	-	-
		Spur Unit/Socket Outlet (For Electric Water Heater) 電熱水爐接線座/插座		1	1	-	-	1	-	-	1	1	-	-	-	1	1	-	-	-	1	-	-	-	1	-	-	1	-	-
		Spur Unit/Socket Outlet (For Ventilation Fan) 抽氣扇接線座/插座		1	1	-	-	1	-	-	1	1	-	-	-	1	1	-	-	-	1	-	-	-	1	-	-	1	-	-
		Spur Unit/Socket Outlet (For Mirror Defroster) 鏡面除霧器接線座/插座		1	1	-	-	1	-	-	1	1	-	-	-	1	1	-	-	-	1	-	-	-	1	-	-	1	-	-
	Switch for Split Type Air-conditioner Unit (Concealed Type) 分體式冷氣機 (暗裝式) 開關制		0	0	-	-	0	-	-	0	0	-	-	-	0	0	-	-	-	1	-	-	-	1	-	-	1	-	-	
	Split Type Air-Conditioner (Concealed Type) Wired Remote Control 分體式冷氣機 (暗裝式) 有線控制器		0	0	-	-	0	-	-	0	0	-	-	-	0	0	-	-	-	0	-	-	-	0	-	-	0	-	-	

Note: "-" represents there is no such room in that flat unit ("-" 代表此單位沒有該房間)

Fittings, finishes and appliances

裝置、裝修物料及設備

Mechanical and Electrical Provision Schedule of Tower 20

第20座機電裝置數量說明

Floor 樓			12/F, Zone 2 第2區, 12樓				15/F, Zone 2 第2區, 15樓			16/F-23/F, 25/F-33/F, 35/F, Zone 2 第2區, 16樓-23樓, 25樓-33樓, 35樓					36/F, Zone 2 第2區, 36樓					37/F, Zone 2 第2區, 37樓				38/F, Zone 2 第2區, 38樓			
Unit 單位			A	B	C	D	B	C	D	A	B	C	D	E	A	B	C	D	E	B	C	D	E	B	C	E	
	Indicated on Mechanical & Electrical Provision Plans 顯示於機電裝置圖	Concealed and accordingly not indicated on Mechanical & Electrical Provision Plans 隱藏及不顯示於機電裝置圖																									
Bathroom of Bedroom 2 睡房2的浴室	Telephone Outlet 電話插座		1	-	1	1	-	1	1	-	-	1	1	1	-	-	1	1	1	-	1	1	1	-	-	1	
	13 A Socket Outlet 單位插座		1	-	1	1	-	1	1	-	-	1	1	1	-	-	1	1	1	-	1	1	1	-	-	1	
	Electrical Water Heater Temperature Control 電熱水爐水溫控制器		1	-	1	1	-	1	1	-	-	1	1	1	-	-	1	1	1	-	1	1	1	-	-	1	
	Gas Water Heater Temperature Control 煤氣熱水爐水溫控制器		0	-	0	0	-	0	0	-	-	0	0	0	-	-	0	0	0	-	0	0	0	-	-	0	
	LCD TV in Bathroom 浴室液晶電視		1	-	1	1	-	1	1	-	-	1	1	1	-	-	1	1	1	-	1	1	1	-	-	1	
		Spur Unit/Socket Outlet and TV/FM Outlet (For LCD TV in Bathroom and ceiling speaker) 浴室液晶電視及天花揚聲器接線座/插座, 電視/電台天線插座		1	-	1	1	-	1	1	-	-	1	1	1	-	-	1	1	1	-	1	1	1	-	-	1
		Spur Unit/Socket Outlet (For Multifunctional Dehumidifier) 多功能抽濕機接線座/插座		0	-	0	0	-	0	0	-	-	0	0	0	-	-	0	0	0	-	0	0	0	-	-	0
		Spur Unit/Socket Outlet (For Electric Water Heater) 電熱水爐接線座/插座		1	-	1	1	-	1	1	-	-	1	1	1	-	-	1	1	1	-	1	1	1	-	-	1
		Spur Unit/Socket Outlet (For Ventilation Fan) 抽氣扇接線座/插座		1	-	1	1	-	1	1	-	-	1	1	0	-	-	1	1	0	-	1	1	0	-	-	0
		Spur Unit/Socket Outlet (For Ventilation Fan) (Installed in pipe duct) 抽氣扇接線座/插座 (在管道槽)		0	-	0	0	-	0	0	-	-	0	0	1	-	-	0	0	1	-	0	0	1	-	-	0
		Spur Unit/Socket Outlet (For Mirror Defroster) 鏡面除霧器接線座/插座		1	-	1	1	-	1	1	-	-	1	1	1	-	-	1	1	1	-	1	1	1	-	-	1
		Switch for Split Type Air-conditioner Unit (Concealed Type) 分體式冷氣機 (暗裝式) 開關制		1	-	0	0	-	0	0	-	-	0	0	0	-	-	0	0	0	-	0	0	0	-	-	0
	Split Type Air-Conditioner (Concealed Type) Wired Remote Control 分體式冷氣機 (暗裝式) 有線控制器		0	-	0	0	-	0	0	-	-	0	0	0	-	-	0	0	0	-	0	0	0	-	-	0	

Note: "-" represents there is no such room in that flat unit ("-" 代表此單位沒有該房間)

Fittings, finishes and appliances

裝置、裝修物料及設備

Mechanical and Electrical Provision Schedule of Tower 20

第20座機電裝置數量說明

Floor 樓			12/F, Zone 2 第2區, 12樓				15/F, Zone 2 第2區, 15樓			16/F-23/F, 25/F-33/F, 35/F, Zone 2 第2區, 16樓-23樓, 25樓-33樓, 35樓					36/F, Zone 2 第2區, 36樓					37/F, Zone 2 第2區, 37樓				38/F, Zone 2 第2區, 38樓						
Unit 單位			A	B	C	D	B	C	D	A	B	C	D	E	A	B	C	D	E	B	C	D	E	B	C	E				
	Indicated on Mechanical & Electrical Provision Plans 顯示於機電裝置圖	Concealed and accordingly not indicated on Mechanical & Electrical Provision Plans 隱藏及不顯示於機電裝置圖																												
Bathroom of Bedroom 3 睡房3的浴室	Telephone Outlet 電話插座		-	-	-	-	-	-	-	-	-	-	-	-	-	-	-	-	-	-	-	-	-	-	-	-	-	1	-	
	13 A Socket Outlet 單位插座		-	-	-	-	-	-	-	-	-	-	-	-	-	-	-	-	-	-	-	-	-	-	-	-	-	1	-	
	Electrical Water Heater Temperature Control 電熱水爐水溫控制器		-	-	-	-	-	-	-	-	-	-	-	-	-	-	-	-	-	-	-	-	-	-	-	-	-	1	-	
	Gas Water Heater Temperature Control 煤氣熱水爐水溫控制器		-	-	-	-	-	-	-	-	-	-	-	-	-	-	-	-	-	-	-	-	-	-	-	-	-	0	-	
	LCD TV in Bathroom 浴室液晶電視		-	-	-	-	-	-	-	-	-	-	-	-	-	-	-	-	-	-	-	-	-	-	-	-	-	1	-	
		Spur Unit/Socket Outlet and TV/FM Outlet (For LCD TV in Bathroom and ceiling speaker) 浴室液晶電視及天花揚聲器接線座/插座, 電視/電台天線插座		-	-	-	-	-	-	-	-	-	-	-	-	-	-	-	-	-	-	-	-	-	-	-	-	-	1	-
		Spur Unit/Socket Outlet (For Multifunctional Dehumidifier) 多功能抽濕機接線座/插座		-	-	-	-	-	-	-	-	-	-	-	-	-	-	-	-	-	-	-	-	-	-	-	-	-	0	-
		Spur Unit/Socket Outlet (For Electric Water Heater) 電熱水爐接線座/插座		-	-	-	-	-	-	-	-	-	-	-	-	-	-	-	-	-	-	-	-	-	-	-	-	-	1	-
		Spur Unit/Socket Outlet (For Ventilation Fan) 抽氣扇接線座/插座		-	-	-	-	-	-	-	-	-	-	-	-	-	-	-	-	-	-	-	-	-	-	-	-	-	1	-
		Spur Unit/Socket Outlet (For Mirror Defroster) 鏡面除霧器接線座/插座		-	-	-	-	-	-	-	-	-	-	-	-	-	-	-	-	-	-	-	-	-	-	-	-	-	1	-
	Switch for Split Type Air-conditioner Unit (Concealed Type) 分體式冷氣機 (暗裝式) 開關制		-	-	-	-	-	-	-	-	-	-	-	-	-	-	-	-	-	-	-	-	-	-	-	-	-	0	-	
	Split Type Air-Conditioner (Concealed Type) Wired Remote Control 分體式冷氣機 (暗裝式) 有線控制器		-	-	-	-	-	-	-	-	-	-	-	-	-	-	-	-	-	-	-	-	-	-	-	-	-	0	-	

Note: "-" represents there is no such room in that flat unit ("-" 代表此單位沒有該房間)

Fittings, finishes and appliances

裝置、裝修物料及設備

Mechanical and Electrical Provision Schedule of Tower 20

第20座機電裝置數量說明

Floor 樓			12/F, Zone 2 第2區, 12樓				15/F, Zone 2 第2區, 15樓			16/F-23/F, 25/F-33/F, 35/F, Zone 2 第2區, 16樓-23樓, 25樓-33樓, 35樓					36/F, Zone 2 第2區, 36樓					37/F, Zone 2 第2區, 37樓				38/F, Zone 2 第2區, 38樓			
Unit 單位			A	B	C	D	B	C	D	A	B	C	D	E	A	B	C	D	E	B	C	D	E	B	C	E	
	Indicated on Mechanical & Electrical Provision Plans 顯示於機電裝置圖	Concealed and accordingly not indicated on Mechanical & Electrical Provision Plans 隱藏及不顯示於機電裝置圖																									
Bathroom of Bedroom 4 睡房4的浴室	Telephone Outlet 電話插座		1	-	-	-	-	-	-	-	-	-	-	-	-	-	-	-	-	0	-	-	-	0	-	-	
	13 A Socket Outlet 單位插座		1	-	-	-	-	-	-	-	-	-	-	-	-	-	-	-	-	1	-	-	-	1	-	-	
	Electrical Water Heater Temperature Control 電熱水爐水溫控制器		1	-	-	-	-	-	-	-	-	-	-	-	-	-	-	-	-	1	-	-	-	1	-	-	
	Gas Water Heater Temperature Control 煤氣熱水爐水溫控制器		0	-	-	-	-	-	-	-	-	-	-	-	-	-	-	-	-	0	-	-	-	0	-	-	
	LCD TV in Bathroom 浴室液晶電視		1	-	-	-	-	-	-	-	-	-	-	-	-	-	-	-	-	1	-	-	-	1	-	-	
		Spur Unit/Socket Outlet and TV/FM Outlet (For LCD TV in Bathroom and ceiling speaker) 浴室液晶電視及天花揚聲器接線座/插座, 電視/電台天線插座		1	-	-	-	-	-	-	-	-	-	-	-	-	-	-	-	1	-	-	-	1	-	-	
		Spur Unit/Socket Outlet (For Multifunctional Dehumidifier) 多功能抽濕機接線座/插座		0	-	-	-	-	-	-	-	-	-	-	-	-	-	-	-	0	-	-	-	0	-	-	
		Spur Unit/Socket Outlet (For Electric Water Heater) 電熱水爐接線座/插座		1	-	-	-	-	-	-	-	-	-	-	-	-	-	-	-	1	-	-	-	1	-	-	
		Spur Unit/Socket Outlet (For Ventilation Fan) 抽氣扇接線座/插座		1	-	-	-	-	-	-	-	-	-	-	-	-	-	-	-	1	-	-	-	1	-	-	
		Spur Unit/Socket Outlet (For Mirror Defroster) 鏡面除霧器接線座/插座		1	-	-	-	-	-	-	-	-	-	-	-	-	-	-	-	1	-	-	-	1	-	-	
	Switch for Split Type Air-conditioner Unit (Concealed Type) 分體式冷氣機 (暗裝式) 開關制		0	-	-	-	-	-	-	-	-	-	-	-	-	-	-	-	0	-	-	-	0	-	-		
	Split Type Air-Conditioner (Concealed Type) Wired Remote Control 分體式冷氣機 (暗裝式) 有線控制器		0	-	-	-	-	-	-	-	-	-	-	-	-	-	-	-	0	-	-	-	0	-	-		

Fittings, finishes and appliances

裝置、裝修物料及設備

Mechanical and Electrical Provision Schedule of Tower 20

第20座機電裝置數量說明

Floor 樓			12/F, Zone 2 第2區, 12樓				15/F, Zone 2 第2區, 15樓			16/F-23/F, 25/F-33/F, 35/F, Zone 2 第2區, 16樓-23樓, 25樓-33樓, 35樓					36/F, Zone 2 第2區, 36樓					37/F, Zone 2 第2區, 37樓				38/F, Zone 2 第2區, 38樓		
Unit 單位			A	B	C	D	B	C	D	A	B	C	D	E	A	B	C	D	E	B	C	D	E	B	C	E
	Indicated on Mechanical & Electrical Provision Plans 顯示於機電裝置圖	Concealed and accordingly not indicated on Mechanical & Electrical Provision Plans 隱藏及不顯示於機電裝置圖																								
Bathroom 浴室	Telephone Outlet 電話插座		0	0	0	0	0	0	0	0	0	0	0	0	0	0	0	0	0	0	0	0	0	0	0	0
	13 A Socket Outlet 單位插座		1	1	1	1	1	1	1	1	1	1	1	1	1	1	1	1	1	1	1	1	1	1	1	
	Electrical Water Heater Temperature Control 電熱水爐水溫控制器		1	0	0	0	0	0	0	1	0	0	0	0	1	0	0	0	0	0	0	0	0	0	0	
	Gas Water Heater Temperature Control 煤氣熱水爐水溫控制器		0	1	1	1	1	1	1	0	1	1	1	1	0	1	1	1	1	1	1	1	1	1	1	
		Spur Unit/Socket Outlet and TV/FM Outlet (For LCD TV in Bathroom and ceiling speaker) 浴室液晶電視及天花揚聲器接線座/插座, 電視/電台天線插座		1	1	1	1	1	1	1	1	1	1	1	1	1	1	1	1	1	1	1	1	1	1	1
		LCD TV in Bathroom 浴室液晶電視		1	1	1	1	1	1	1	1	1	1	1	1	1	1	1	1	1	1	1	1	1	1	1
		Spur Unit/Socket Outlet (For Multifunctional Dehumidifier) 多功能抽濕機接線座/插座		1	1	1	1	1	1	1	1	1	1	1	1	1	1	1	1	1	1	1	1	1	1	1
		Spur Unit/Socket Outlet (For Electric Water Heater) 電熱水爐接線座/插座		1	0	0	0	0	0	0	1	0	0	0	0	1	0	0	0	0	0	0	0	0	0	0
		Spur Unit/Socket Outlet (For Ventilation Fan) 抽氣扇接線座/插座		1	1	0	0	1	0	0	1	1	0	0	0	1	1	0	0	0	1	0	0	0	1	1
		Spur Unit/Socket Outlet (For Ventilation Fan) (Installed in pipe duct) 抽氣扇接線座/插座 (在管道槽)		0	0	0	0	0	0	0	0	0	0	0	1	0	0	0	0	1	0	0	0	1	0	0
	Spur Unit/Socket Outlet (For Mirror Defroster) 鏡面除霧器接線座/插座		1	1	1	1	1	1	1	1	1	1	1	1	1	1	1	1	1	1	1	1	1	1	1	

Fittings, finishes and appliances

裝置、裝修物料及設備

Mechanical and Electrical Provision Schedule of Tower 20

第20座機電裝置數量說明

Floor 樓			12/F, Zone 2 第2區, 12樓				15/F, Zone 2 第2區, 15樓			16/F-23/F, 25/F-33/F, 35/F, Zone 2 第2區, 16樓-23樓, 25樓-33樓, 35樓					36/F, Zone 2 第2區, 36樓					37/F, Zone 2 第2區, 37樓				38/F, Zone 2 第2區, 38樓			
Unit 單位			A	B	C	D	B	C	D	A	B	C	D	E	A	B	C	D	E	B	C	D	E	B	C	E	
	Indicated on Mechanical & Electrical Provision Plans 顯示於機電裝置圖	Concealed and accordingly not indicated on Mechanical & Electrical Provision Plans 隱藏及不顯示於機電裝置圖																									
Bathroom (For Upper Floor) 浴室 (單位上層)	Telephone Outlet 電話插座		0	-	-	-	-	-	-	-	-	-	-	-	-	-	-	-	-	-	-	-	-	-	-	-	
	13 A Socket Outlet 單位插座		1	-	-	-	-	-	-	-	-	-	-	-	-	-	-	-	-	-	-	-	-	-	-	-	
	Electrical Water Heater Temperature Control 電熱水爐水溫控制器		1	-	-	-	-	-	-	-	-	-	-	-	-	-	-	-	-	-	-	-	-	-	-	-	
	Gas Water Heater Temperature Control 煤氣熱水爐水溫控制器		0	-	-	-	-	-	-	-	-	-	-	-	-	-	-	-	-	-	-	-	-	-	-	-	
		Spur Unit/Socket Outlet and TV/FM Outlet (For LCD TV in Bathroom and ceiling speaker) 浴室液晶電視及天花揚聲器接線座/插座, 電視/電台天線插座		1	-	-	-	-	-	-	-	-	-	-	-	-	-	-	-	-	-	-	-	-	-	-	
		LCD TV in Bathroom 浴室液晶電視		1	-	-	-	-	-	-	-	-	-	-	-	-	-	-	-	-	-	-	-	-	-	-	
		Spur Unit/Socket Outlet (For Multifunctional Dehumidifier) 多功能抽濕機接線座/插座		1	-	-	-	-	-	-	-	-	-	-	-	-	-	-	-	-	-	-	-	-	-	-	
		Spur Unit/Socket Outlet (For Electric Water Heater) 電熱水爐接線座/插座		1	-	-	-	-	-	-	-	-	-	-	-	-	-	-	-	-	-	-	-	-	-	-	
		Spur Unit/Socket Outlet (For Ventilation Fan) 抽氣扇接線座/插座		1	-	-	-	-	-	-	-	-	-	-	-	-	-	-	-	-	-	-	-	-	-	-	
	Spur Unit/Socket Outlet (For Mirror Defroster) 鏡面除霧器接線座/插座		1	-	-	-	-	-	-	-	-	-	-	-	-	-	-	-	-	-	-	-	-	-	-		

Note: "-" represents there is no such room in that flat unit ("-" 代表此單位沒有該房間)

Fittings, finishes and appliances

裝置、裝修物料及設備

Mechanical and Electrical Provision Schedule of Tower 20

第20座機電裝置數量說明

Floor 樓			12/F, Zone 2 第2區, 12樓				15/F, Zone 2 第2區, 15樓			16/F-23/F, 25/F-33/F, 35/F, Zone 2 第2區, 16樓-23樓, 25樓-33樓, 35樓					36/F, Zone 2 第2區, 36樓					37/F, Zone 2 第2區, 37樓				38/F, Zone 2 第2區, 38樓			
Unit 單位			A	B	C	D	B	C	D	A	B	C	D	E	A	B	C	D	E	B	C	D	E	B	C	E	
	Indicated on Mechanical & Electrical Provision Plans 顯示於機電裝置圖	Concealed and accordingly not indicated on Mechanical & Electrical Provision Plans 隱藏及不顯示於機電裝置圖																									
Kitchen 廚房	Electric Door Bell 門鈴		1	1	1	1	1	1	1	1	1	1	1	1	1	1	1	1	1	1	1	1	1	1	1	1	
	Telephone Outlet 電話插座		1	1	0	0	1	0	0	0	1	0	0	0	0	1	0	0	0	0	1	0	0	0	1	1	0
	Door phone handset 門口對講機		1	1	0	0	1	0	0	1	1	0	0	0	1	1	0	0	0	1	0	0	0	1	0	0	
	Gas Meter 煤氣錶		1	1	1	1	1	1	1	1	1	1	1	1	1	1	1	1	1	1	1	1	1	1	1	1	1
		Spur Unit/Socket Outlet and TV/FM Outlet (For LCD TV in Kitchen) 廚房電視接線座/插座及電視/電台天線插座 (供廚房液晶電視使用)		1	1	1	1	1	1	1	1	1	1	1	1	1	1	1	1	1	1	1	1	1	1	1	1
	LCD TV in Kitchen 廚房液晶電視		1	1	1	1	1	1	1	1	1	1	1	1	1	1	1	1	1	1	1	1	1	1	1	1	1
		Spur Unit/Socket Outlet (For Oven) 焗爐接線座/插座		1	1	0	0	1	0	0	1	1	0	0	0	1	1	0	0	0	1	0	0	0	1	1	0
		Spur Unit/Socket Outlet (For Exhaust Fan) 抽氣扇接線座/插座		1	1	1	1	1	1	1	1	1	1	1	1	1	1	1	1	1	1	1	1	1	1	1	1
		Spur Unit/Socket Outlet (For Exhaust Fan) (Serve for Bathroom) 抽氣扇接線座/插座 (供浴室使用)		0	0	1	1	0	1	1	0	0	1	1	0	0	0	1	1	0	0	1	1	0	0	0	0
		Spur Unit-Socket Outlet (For Steamer) 電蒸爐接線座/插座		1	1	0	0	1	0	0	1	1	0	0	0	1	1	0	0	0	1	0	0	0	1	1	0
		Spur Unit/Socket Outlet (For Microwave Oven) 微波爐接線座/插座		1	1	1	1	1	1	1	1	1	1	1	1	1	1	1	1	1	1	1	1	1	1	1	1
		Spur Unit/Socket Outlet (For Refrigerator) 雪櫃接線座/插座		1	1	1	1	1	1	1	1	1	1	1	1	1	1	1	1	1	1	1	1	1	1	1	1
		Spur Unit/Socket Outlet (For Washer/Dryer) 洗衣乾衣機接線座/插座		1	1	1	1	1	1	1	1	1	1	1	1	1	1	1	1	1	1	1	1	1	1	1	1
		Spur Unit/Socket Outlet (For Electric Water Heater) 電熱水爐接線座/插座		1	0	1	1	0	1	1	1	0	1	1	1	1	0	1	1	1	0	1	1	1	0	1	1
		Spur Unit/Socket Outlet (For Gas Water Heater) (Serve for Bathroom) 煤氣熱水爐接線座/插座 (供浴室使用)		0	1	1	1	1	1	1	0	1	1	1	1	0	1	1	1	1	1	1	1	1	1	1	1
		Spur Unit/Socket Outlet (For Dishwasher) 洗碗機接線座/插座		1	0	0	0	0	0	0	0	0	0	0	0	0	0	0	0	0	0	0	0	0	0	0	0
		Spur Unit/Socket Outlet (For Wine Cooler) 紅酒冷藏櫃接線座/插座		2	0	0	0	0	0	0	0	0	0	0	0	0	0	0	0	0	0	0	0	0	0	0	0
		Spur Unit/Socket Outlet (For Electric BBQ Grill) 電燒烤爐接線座/插座		1	1	0	0	1	0	0	0	1	0	0	0	0	1	0	0	0	1	0	0	0	1	1	0
		Spur Unit/Socket Outlet (For Gas Hob) 煤氣煮食爐接線座/插座		2	2	2	2	2	2	2	2	2	2	2	2	2	2	2	2	2	2	2	2	2	2	2	2
		Spur Unit/Socket Outlet (For Exhaust Hood) 抽油煙機接線座/插座		1	1	1	1	1	1	1	1	1	1	1	1	1	1	1	1	1	1	1	1	1	1	1	1
	Drain Point and Water Point (For Washer/Dryer) 洗衣乾衣機去水位及來水位		1	1	1	1	1	1	1	1	1	1	1	1	1	1	1	1	1	1	1	1	1	1	1	1	
	Drain Point and Water Point (For Dishwasher) 洗碗機去水位及來水位		1	0	0	0	0	0	0	0	0	0	0	0	0	0	0	0	0	0	0	0	0	0	0	0	
	13 A Twin Socket Outlet 雙位插座		2	3	2	1	3	2	1	2	3	2	1	1	2	3	2	1	1	3	2	1	1	3	2	1	
	MCB Board 總電掣箱		0	0	1	1	0	1	1	0	0	1	1	1	0	0	1	1	1	0	1	1	1	0	0	1	

Note: “-” represents there is no such room in that flat unit (“-” 代表此單位沒有該房間)

Fittings, finishes and appliances

裝置、裝修物料及設備

Mechanical and Electrical Provision Schedule of Tower 20

第20座機電裝置數量說明

Floor 樓			12/F, Zone 2 第2區, 12樓				15/F, Zone 2 第2區, 15樓			16/F-23/F, 25/F-33/F, 35/F, Zone 2 第2區, 16樓-23樓, 25樓-33樓, 35樓					36/F, Zone 2 第2區, 36樓					37/F, Zone 2 第2區, 37樓				38/F, Zone 2 第2區, 38樓			
Unit 單位			A	B	C	D	B	C	D	A	B	C	D	E	A	B	C	D	E	B	C	D	E	B	C	E	
	Indicated on Mechanical & Electrical Provision Plans 顯示於機電裝置圖	Concealed and accordingly not indicated on Mechanical & Electrical Provision Plans 隱藏及不顯示於機電裝置圖																									
Kitchen 廚房		Switch for Split Type Air-conditioner Unit (Concealed Type) 分體式冷氣機 (暗裝式) 開關制	1	0	0	0	0	0	0	0	0	0	0	0	0	0	0	0	0	0	1	0	0	0	1	0	0
		Switch for Split Type Air-conditioner Unit (Concealed Type) (Serve for Living/Dining Room) 分體式冷氣機 (暗裝式) 開關制 (供客/飯廳使用)	0	0	0	0	0	0	0	0	0	0	0	0	0	0	0	0	0	0	0	0	0	0	0	1	0
		Split Type Air-Conditioner (Concealed Type) Wired Remote Control 分體式冷氣機 (暗裝式) 有線控制器	1	0	0	0	0	0	0	0	0	0	0	0	0	0	0	0	0	0	0	0	0	0	0	0	0
Store 儲物室	MCB Board 總電掣箱		2	1	-	-	1	-	-	1	1	-	-	-	1	1	-	-	-	1	-	-	-	1	1	-	
	MCCB Board 總電掣箱		1	0	-	-	0	-	-	0	0	-	-	-	0	0	-	-	-	0	-	-	-	0	0	-	
	Electric Door Bell 門鈴		1	0	-	-	0	-	-	0	0	-	-	-	0	0	-	-	-	0	-	-	-	0	0	-	
	13 A Twin Socket Outlet 雙位插座		1	1	-	-	1	-	-	1	1	-	-	-	1	1	-	-	-	1	-	-	-	1	1	-	
	Switch for Split Type Air-conditioner Unit (Wall-mounted) 分體式冷氣機 (掛牆式) 開關制		1	1	-	-	1	-	-	1	1	-	-	-	1	1	-	-	-	1	-	-	-	1	1	-	
		Switch for Split Type Air-conditioner Unit (Concealed Type) (Serve for Living/Dining Room) 分體式冷氣機 (暗裝式) 開關制 (供客/飯廳使用)	0	0	-	-	0	-	-	1	0	-	-	-	0	0	-	-	-	0	-	-	-	0	0	-	
Store (For Upper Floor) 儲物室 (單位上層)	13 A Twin Socket Outlet 雙位插座		1	-	-	-	-	-	-	-	-	-	-	-	-	-	-	-	-	-	-	-	-	-	-	-	
Toilet inside Store 儲物室洗手間		Spur Unit/Socket Outlet (For Electric Water Heater) (Serve for Kitchen and Toilet inside Store) 電熱水爐接線座/插座 (供廚房及儲物室儲物室洗手間使用)	0	1	-	-	1	-	-	0	1	-	-	-	0	1	-	-	-	1	-	-	-	1	0	-	
		Spur Unit/Socket Outlet (For Electric Water Heater) 電熱水爐接線座/插座	1	0	-	-	0	-	-	1	0	-	-	-	1	0	-	-	-	0	-	-	-	0	1	-	
		Spur Unit/Socket Outlet (For Ventilation Fan) 抽氣扇接線座/插座	1	1	-	-	1	-	-	1	1	-	-	-	1	1	-	-	-	1	-	-	-	1	1	-	
Flat Roof 平台		Outdoor Electrical Outlet 室外電源插座	6	4	0	-	-	-	-	-	-	-	-	-	-	-	-	-	-	2	-	-	-	-	1	-	
	MCB Board 總電掣箱		1	0	0	-	-	-	-	-	-	-	-	-	-	-	-	-	-	0	-	-	-	-	0	-	

Note: "-" represents there is no such room in that flat unit ("-" 代表此單位沒有該房間)

Fittings, finishes and appliances

裝置、裝修物料及設備

Mechanical and Electrical Provision Schedule of Tower 21

第21座機電裝置數量說明

Floor 樓			67/F-73/F,75/F-81/F, Zone 1 第1區, 67樓-73樓, 75-81樓				82/F, Zone 1 第1區, 82樓				83/F,85/F-86/F, Zone 1 第1區, 83樓, 85樓-86樓				87/F-90/F, Zone 1 第1區, 87樓-90樓					90/F, Zone 1 第1區, 90樓	91/F, Zone 1 第1區, 91樓							
Unit 單位			A	B	C	D	A	B	C	D	A	B	C	D	A (Exclude 90/F) (90樓除外)					A	A	B	C	E				
	Indicated on Mechanical & Electrical Provsion Plans 顯示於機電裝置圖	Concealed and accordingly not indicated on Mechanical & Electrical Provision Plans 隱藏及不顯示於機電裝置圖																										
Living/Dining Room 客/飯廳	Telephone Outlet 電話插座		2	2	2	3	3	2	2	3	3	2	2	3	3	2	2	3	3	2	2	3	3	2	1	2	2	3
	TV/FM Outlet 電視/電台天線插座		2	2	2	2	3	2	2	2	3	2	2	2	3	2	2	2	2	2	2	2	2	1	2	1	2	2
	13 A Socket Outlet 單位插座		0	0	0	0	4	0	0	0	0	0	0	0	0	0	0	0	0	0	0	0	0	0	2	0	7	0
	13 A Twin Socket Outlet 雙位插座		6	7	7	6	9	7	7	6	9	7	7	6	9	7	7	6	9	7	7	6	7	7	3	5	7	7
	Electric Bell Push Button 門鈴按鈕		1	1	1	1	1	1	1	1	1	1	1	1	1	1	1	1	1	1	1	1	1	1	1	1	1	
	Electric Door Bell 門鈴		1	1	1	1	1	1	1	1	2	1	1	1	2	1	1	1	1	1	1	1	0	0	1	0	1	
	Door phone handset 門口對講機		0	0	1	0	1	0	1	0	1	0	1	0	1	0	1	0	1	0	1	0	0	1	0	1	0	
		Spur Unit/Socket Outlet (For Exhaust Hood) 排油煙機接線座/插座		0	0	0	0	1	0	0	0	1	0	0	0	1	0	0	0	1	0	0	0	1	1	0	0	0
		Spur Unit/Socket Outlet (For Induction Hobs) 電磁爐接線座/插座		0	0	0	0	1	0	0	0	1	0	0	0	1	0	0	0	1	0	0	0	1	1	0	0	0
		Spur Unit/Socket Outlet (For Coffee Maker) 咖啡機接線座/插座		0	0	0	0	0	0	0	0	0	0	0	0	0	0	0	0	0	0	0	0	1	1	0	0	0
		Spur Unit/Socket Outlet (For Dishwasher) 洗碗機接線座/插座		0	0	0	0	1	0	0	0	1	0	0	0	1	0	0	0	1	0	0	0	1	1	0	0	0
		Spur Unit/Socket Outlet (For Exhaust Fan) 抽氣扇接線座/插座		0	0	0	0	0	0	0	0	1	0	0	0	1	0	0	0	1	0	0	0	1	1	0	0	0
		Spur Unit/Socket Outlet (For Gas Hob) 煤氣煮食爐接線座/插座		0	0	0	0	0	0	0	0	0	0	0	0	0	0	0	0	0	0	0	0	0	0	0	0	0
		Spur Unit/Socket Outlet (For Microwave Oven) 微波爐接線座/插座		0	0	0	0	1	0	0	0	1	0	0	0	1	0	0	0	1	0	0	0	1	1	0	0	0
		Spur Unit/Socket Outlet (For Steamer) 電蒸爐接線座/插座		0	0	0	0	1	0	0	0	1	0	0	0	1	0	0	0	1	0	0	0	1	1	0	0	0
		Spur Unit/Socket Outlet (For Oven) 焗爐接線座/插座		0	0	0	0	1	0	0	0	0	0	0	0	0	0	0	0	0	0	0	0	0	1	0	0	0
		Spur Unit/Socket Outlet (For Refrigerator) 雪櫃接線座/插座		0	0	0	0	2	0	0	0	2	0	0	0	2	0	0	0	2	0	0	0	2	2	0	1	0
		Spur Unit/Socket Outlet (For Washer/Dryer) 洗衣乾衣機接線座/插座		0	0	0	0	1	0	0	0	1	0	0	0	1	0	0	0	1	0	0	0	1	0	0	0	0
		Spur Unit/Socket Outlet (For Wine Cooler) 紅酒冷藏櫃接線座/插座		0	0	0	0	1	0	0	0	2	0	0	0	2	0	0	0	2	0	0	0	2	2	0	2	0
		Spur Unit/Socket Outlet (For Electric BBQ Grill) 電燒烤爐接線座/插座		0	0	0	0	1	0	0	0	1	0	0	0	1	0	0	0	1	0	0	0	1	1	0	0	0
	LCD TV in Living/Dining Room 客/飯廳液晶電視		0	0	0	0	1	0	0	0	0	0	0	0	0	0	0	0	0	0	0	0	1	0	0	0	0	
	Spur Unit/Socket Outlet and TV/FM Outlet (For LCD TV in Living/Dining Room) 客/飯廳電視接線座/插座及電視/電台天線插座 (供客/飯廳液晶電視使用)		0	0	0	0	1	0	0	0	0	0	0	0	0	0	0	0	0	0	0	0	1	0	0	0	0	
	Drain Point and Water Point (For Washer/Dryer) 洗衣乾衣機去水位及來水位		0	0	0	0	1	0	0	0	1	0	0	0	1	0	0	0	1	0	0	0	1	0	0	0	0	
	Drain Point and Water Point (For Dishwasher) 洗碗機去水位及來水位		0	0	0	0	1	0	0	0	1	0	0	0	1	0	0	0	1	0	0	0	1	1	0	0	0	
	Switch for Split Type Air-conditioner Unit (Wall-mounted) 分體式冷氣機 (掛牆式) 開關制		0	0	0	0	0	0	0	0	0	0	0	0	0	0	0	0	0	0	0	0	0	0	0	0	0	
	Switch for Split Type Air-conditioner Unit (Concealed Type) 分體式冷氣機 (暗裝式) 開關制		1	1	1	1	2	1	1	1	2	1	1	1	2	1	1	1	2	1	1	1	2	3	1	4	1	
	Split Type Air-Conditioner (Concealed Type) Wired Remote Control 分體式冷氣機 (暗裝式) 有線控制器		2	2	2	1	3	2	2	1	3	2	2	1	3	2	2	1	3	2	2	1	2	3	4	2	4	

Fittings, finishes and appliances

裝置、裝修物料及設備

Mechanical and Electrical Provision Schedule of Tower 21

第21座機電裝置數量說明

Floor 樓			67/F-73/F,75/F-81/F, Zone 1 第1區, 67樓-73樓, 75-81樓				82/F, Zone 1 第1區, 82樓				83/F,85/F-86/F, Zone 1 第1區, 83樓, 85樓-86樓				87/F-90/F, Zone 1 第1區, 87樓-90樓					90/F, Zone 1 第1區, 90樓	91/F, Zone 1 第1區, 91樓				
Unit 單位			A	B	C	D	A	B	C	D	A	B	C	D	A (Exclude 90/F) (90樓除外)					A	A	B	C	E	
	Indicated on Mechanical & Electrical Provsion Plans 顯示於機電裝置圖	Concealed and accordingly not indicated on Mechanical & Electrical Provision Plans 隱藏及不顯示於機電裝置圖	A	B	C	D	A	B	C	D	A	B	C	D	A	B	C	D	E	A	A	B	C	E	
Bedroom 1 睡房 1	Telephone Outlet 電話插座		1	1	1	2	1	1	1	2	1	1	1	2	1	1	1	2	1	0	1	1	1	1	
	TV/FM Outlet 電視/電台天線插座		1	1	1	2	1	1	1	2	1	1	1	2	1	1	1	2	1	0	1	1	1	1	
	Panic Alarm Button 緊急警報掣		0	0	0	1	0	0	0	1	0	0	0	1	0	0	0	1	0	0	0	0	0	0	
	13 A Socket Outlet 單位插座		0	0	0	0	0	0	0	0	0	0	0	0	0	0	0	0	0	1	2	0	1	0	
	13 A Twin Socket Outlet 雙位插座		2	2	2	4	2	2	2	4	2	2	2	4	2	2	2	4	2	0	1	2	1	2	
	Switch for Split Type Air-conditioner Unit (Wall-mounted) 分體式冷氣機 (掛牆式) 開關制		0	1	1	0	0	1	1	0	0	1	1	0	0	1	1	0	1	0	0	0	1	1	
		Switch for Split Type Air-conditioner Unit (Concealed Type) 分體式冷氣機 (暗裝式) 開關制		1	0	0	1	1	0	0	1	1	0	0	1	1	0	0	1	0	1	0	1	0	0
		Switch for Split Type Air-conditioner Unit (Concealed Type) (Serve for Living/Dining Room) 分體式冷氣機 (暗裝式) 開關制 (供客/飯廳使用)		1	0	0	0	1	0	0	0	1	0	0	0	1	0	0	0	0	1	1	1	0	0
	Split Type Air-Conditioner (Concealed Type) Wired Remote Control 分體式冷氣機 (暗裝式) 有線控制器		1	0	0	1	1	0	0	1	1	0	0	1	1	0	0	1	0	1	0	1	0	0	
Bedroom 2 睡房 2	Telephone Outlet 電話插座		1	1	1	1	1	1	1	1	1	1	1	1	1	1	1	1	1	1	1	1	1	1	
	TV/FM Outlet 電視/電台天線插座		1	1	1	1	1	1	1	1	1	1	1	1	1	1	1	1	1	1	1	1	1	1	
	Panic Alarm Button 緊急警報掣		0	0	0	0	0	0	0	0	0	0	0	0	0	0	0	0	0	0	0	0	0	0	
	13 A Socket Outlet 單位插座		0	0	0	0	0	0	0	0	0	0	0	0	0	0	0	0	0	2	2	0	1	0	
	13 A Twin Socket Outlet 雙位插座		2	2	2	2	2	2	2	2	2	2	2	2	2	2	2	2	2	2	1	2	2	2	
	Switch for Split Type Air-conditioner Unit (Wall-mounted) 分體式冷氣機 (掛牆式) 開關制		1	1	1	1	1	1	1	1	1	1	1	1	1	1	1	1	1	1	0	1	2	1	
		Switch for Split Type Air-conditioner Unit (Concealed Type) 分體式冷氣機 (暗裝式) 開關制		0	0	0	0	0	0	0	0	0	0	0	0	0	0	0	0	0	0	1	0	0	0
	Split Type Air-Conditioner (Concealed Type) Wired Remote Control 分體式冷氣機 (暗裝式) 有線控制器		0	0	0	0	0	0	0	0	0	0	0	0	0	0	0	0	0	0	1	0	0	0	

Fittings, finishes and appliances

裝置、裝修物料及設備

Mechanical and Electrical Provision Schedule of Tower 21

第21座機電裝置數量說明

Floor 樓			67/F-73/F,75/F-81/F, Zone 1 第1區, 67樓-73樓, 75-81樓				82/F, Zone 1 第1區, 82樓				83/F,85/F-86/F, Zone 1 第1區, 83樓, 85樓-86樓				87/F-90/F, Zone 1 第1區, 87樓-90樓					90/F, Zone 1 第1區, 90樓	91/F, Zone 1 第1區, 91樓											
Unit 單位			A	B	C	D	A	B	C	D	A	B	C	D	A (Exclude 90/F) (90樓除外)					A	A	B	C	E								
Indicated on Mechanical & Electrical Provision Plans 顯示於機電裝置圖		Concealed and accordingly not indicated on Mechanical & Electrical Provision Plans 隱藏及不顯示於機電裝置圖																														
Bedroom 3 睡房 3	Telephone Outlet 電話插座		2	2	2	1	2	2	2	1	2	2	2	1	2	2	2	1	2	2	2	1	2	2	2	1	2	2	1	2	1	2
	TV/FM Outlet 電視/電台天線插座		2	2	2	1	2	2	2	1	2	2	2	1	2	2	2	1	2	2	2	1	2	2	2	1	2	1	1	2	1	2
	Panic Alarm Button 緊急警報掣		1	1	1	0	1	1	1	0	1	1	1	0	1	1	1	0	1	1	1	0	1	1	1	0	1	0	1	1	1	1
	13 A Socket Outlet 單位插座		0	0	0	0	0	0	0	0	0	0	0	0	0	0	0	0	0	0	0	0	0	0	0	0	0	1	2	0	4	0
	13 A Twin Socket Outlet 雙位插座		4	5	4	2	4	5	4	2	4	5	4	2	4	5	4	2	4	5	4	2	4	5	4	2	4	6	2	5	1	4
	Switch for Split Type Air-conditioner Unit (Wall-mounted) 分體式冷氣機 (掛牆式) 開關制		0	1	0	1	0	1	0	1	0	1	0	1	0	1	0	1	0	1	0	1	0	1	0	1	0	0	0	1	0	0
		Switch for Split Type Air-conditioner Unit (Concealed Type) 分體式冷氣機 (暗裝式) 開關制		1	1	1	0	1	1	1	0	1	1	1	0	1	1	1	0	1	1	1	0	1	1	1	0	1	1	1	1	1
	Split Type Air-Conditioner (Concealed Type) Wired Remote Control 分體式冷氣機 (暗裝式) 有線控制器		1	1	1	0	1	1	1	0	1	1	1	0	1	1	1	0	1	1	1	0	1	1	1	0	1	1	2	1	1	1
Bedroom 4 睡房 4	Telephone Outlet 電話插座		1	1	-	-	1	1	-	-	1	1	-	-	1	1	-	-	1	1	-	-	1	1	-	-	1	1	1	1	1	-
	TV/FM Outlet 電視/電台天線插座		1	1	-	-	1	1	-	-	1	1	-	-	1	1	-	-	1	1	-	-	1	1	-	-	1	1	1	0	0	-
	Panic Alarm Button 緊急警報掣		0	0	-	-	0	0	-	-	0	0	-	-	0	0	-	-	0	0	-	-	0	0	-	-	0	0	0	0	0	-
	13 A Socket Outlet 單位插座		0	0	-	-	0	0	-	-	0	0	-	-	0	0	-	-	0	0	-	-	0	0	-	-	0	1	3	0	0	-
	13 A Twin Socket Outlet 雙位插座		2	3	-	-	2	3	-	-	2	3	-	-	2	3	-	-	2	3	-	-	2	3	-	-	2	0	3	4	4	-
	Switch for Split Type Air-conditioner Unit (Wall-mounted) 分體式冷氣機 (掛牆式) 開關制		1	1	-	-	1	1	-	-	1	1	-	-	1	1	-	-	1	1	-	-	1	1	-	-	1	1	0	1	0	-
		Switch for Split Type Air-conditioner Unit (Concealed Type) 分體式冷氣機 (暗裝式) 開關制		0	0	-	-	0	0	-	-	0	0	-	-	0	0	-	-	0	0	-	-	0	0	-	-	0	0	1	0	1
	Split Type Air-Conditioner (Concealed Type) Wired Remote Control 分體式冷氣機 (暗裝式) 有線控制器		0	0	-	-	0	0	-	-	0	0	-	-	0	0	-	-	0	0	-	-	0	0	-	-	0	0	1	0	1	-

Note: “-” represents there is no such room in that flat unit (“-” 代表此單位沒有該房間)

Fittings, finishes and appliances

裝置、裝修物料及設備

Mechanical and Electrical Provision Schedule of Tower 21

第21座機電裝置數量說明

Floor 樓			67/F-73/F,75/F-81/F, Zone 1 第1區, 67樓-73樓, 75-81樓				82/F, Zone 1 第1區, 82樓				83/F,85/F-86/F, Zone 1 第1區, 83樓, 85樓-86樓				87/F-90/F, Zone 1 第1區, 87樓-90樓					90/F, Zone 1 第1區, 90樓		91/F, Zone 1 第1區, 91樓				
Unit 單位			A	B	C	D	A	B	C	D	A	B	C	D	A (Exclude 90/F) (90樓除外)					A	A	B	C	E		
Indicated on Mechanical & Electrical Provision Plans 顯示於機電裝置圖		Concealed and accordingly not indicated on Mechanical & Electrical Provision Plans 隱藏及不顯示於機電裝置圖	A	B	C	D	A	B	C	D	A	B	C	D	A	B	C	D	E	A	A	B	C	E		
Bedroom 5 睡房 5	Telephone Outlet 電話插座		-	-	-	-	-	-	-	-	-	-	-	-	-	-	-	-	-	-	-	-	-	1	-	
	TV/FM Outlet 電視/電台天線插座		-	-	-	-	-	-	-	-	-	-	-	-	-	-	-	-	-	-	-	-	-	1	-	
	Panic Alarm Button 緊急警報掣		-	-	-	-	-	-	-	-	-	-	-	-	-	-	-	-	-	-	-	-	-	1	-	
	13 A Socket Outlet 單位插座		-	-	-	-	-	-	-	-	-	-	-	-	-	-	-	-	-	-	-	-	-	2	-	
	13 A Twin Socket Outlet 雙位插座		-	-	-	-	-	-	-	-	-	-	-	-	-	-	-	-	-	-	-	-	-	3	-	
	MCB Board 總電掣箱		-	-	-	-	-	-	-	-	-	-	-	-	-	-	-	-	-	-	-	-	-	1	-	
	Switch for Split Type Air-conditioner Unit (Wall-mounted) 分體式冷氣機 (掛牆式) 開關制		-	-	-	-	-	-	-	-	-	-	-	-	-	-	-	-	-	-	-	-	-	1	-	
		Switch for Split Type Air-conditioner Unit (Concealed Type) 分體式冷氣機 (暗裝式) 開關制		-	-	-	-	-	-	-	-	-	-	-	-	-	-	-	-	-	-	-	-	-	1	-
	Split Type Air-Conditioner (Concealed Type) Wired Remote Control 分體式冷氣機 (暗裝式) 有線控制器		-	-	-	-	-	-	-	-	-	-	-	-	-	-	-	-	-	-	-	-	-	1	-	
Bathroom of Bedroom 1 睡房1的浴室	Telephone Outlet 電話插座		-	-	-	1	-	-	-	1	-	-	-	1	-	-	-	1	-	-	-	-	-	-	-	
	13 A Socket Outlet 單位插座		-	-	-	1	-	-	-	1	-	-	-	1	-	-	-	1	-	-	-	-	-	-	-	
	Electrical Water Heater Temperature Control 電熱水爐水溫控制器		-	-	-	1	-	-	-	1	-	-	-	1	-	-	-	1	-	-	-	-	-	-	-	
	Gas Water Heater Temperature Control 煤氣熱水爐水溫控制器		-	-	-	0	-	-	-	0	-	-	-	0	-	-	-	0	-	-	-	-	-	-	-	
		Spur Unit/Socket Outlet (For Multifunctional Dehumidifier) 多功能抽濕機接線座/插座		-	-	-	0	-	-	-	0	-	-	-	0	-	-	-	0	-	-	-	-	-	-	-
	LCD TV in Bathroom 浴室液晶電視		-	-	-	1	-	-	-	1	-	-	-	1	-	-	-	1	-	-	-	-	-	-	-	
		Spur Unit/Socket Outlet and TV/FM Outlet (For LCD TV in Bathroom and ceiling speaker) 浴室液晶電視及天花揚聲器接線座/插座, 電視/電台天線插座		-	-	-	1	-	-	-	1	-	-	-	1	-	-	-	1	-	-	-	-	-	-	-
		Spur Unit/Socket Outlet (For Electric Water Heater) 電熱水爐接線座/插座		-	-	-	1	-	-	-	1	-	-	-	1	-	-	-	1	-	-	-	-	-	-	-
		Spur Unit/Socket Outlet (For Ventilation Fan) 抽氣扇接線座/插座		-	-	-	0	-	-	-	0	-	-	-	0	-	-	-	0	-	-	-	-	-	-	-
		Spur Unit/Socket Outlet (For Ventilation Fan) (Installed in A/C Room) 抽氣扇接線座/插座 (在冷氣機機房)		-	-	-	1	-	-	-	1	-	-	-	1	-	-	-	1	-	-	-	-	-	-	-
		Spur Unit/Socket Outlet (For Mirror Defroster) 鏡面除霧器接線座/插座		-	-	-	1	-	-	-	1	-	-	-	1	-	-	-	1	-	-	-	-	-	-	-
	Switch for Split Type Air-conditioner Unit (Concealed Type) 分體式冷氣機 (暗裝式) 開關制		-	-	-	1	-	-	-	1	-	-	-	1	-	-	-	1	-	-	-	-	-	-	-	
	Split Type Air-Conditioner (Concealed Type) Wired Remote Control 分體式冷氣機 (暗裝式) 有線控制器		-	-	-	1	-	-	-	1	-	-	-	1	-	-	-	1	-	-	-	-	-	-	-	

Note: "-" represents there is no such room in that flat unit ("-" 代表此單位沒有該房間)