SUMMARY OF THE PRELIMINARY AGREEMENT FOR SALE AND PURCHASE
臨時買賣合約的摘要

1. A preliminary deposit of 5% is payable on the signing of the preliminary agreement for sale and purchase (the "preliminary agreement");

2. The preliminary deposit paid by the purchaser on the signing of the preliminary agreement will be held by a firm of solicitors acting for the owner, as stakeholders;

3. If the purchaser fails to execute the agreement for sale and purchase within 5 working days after the date on which the purchaser enters into the preliminary agreement —

   (i) the preliminary agreement is terminated;

   (ii) the preliminary deposit is forfeited; and

   (iii) the owner does not have any further claim against the purchaser for the failure.

1. 在簽署臨時買賣合約(該"臨時合約")時須支付款額為5%的臨時訂金；

2. 買方在簽署該臨時合約時支付的臨時訂金，會由代表擁有人行事的律師事務所以保證金保存人的身分持有；

3. 如買方沒有於訂立該臨時合約的日期之後5個工作日內簽立買賣合約 —

   (i) 該臨時合約即告終止；

   (ii) 有關的臨時訂金即予沒收；及

   (iii) 擁有人不得就買方沒有簽立買賣合約而針對買方提出進一步申索。

A Deed of Mutual Covenant and Management Agreement ("DMC") will be entered into in respect of the Development.

A. Common Parts of the Development

1. The common parts of the Development comprises "Development Common Areas and Facilities", "Residential Common Areas and Facilities", "Car Park Common Areas and Facilities", "Residential and Commercial Common Areas and Facilities" and " Car Park and Commercial Common Areas and Facilities" as defined in the DMC.

2. "Development Common Areas and Facilities" means and includes (a)(i) such part of the external walls (including the Curtain Walls, external wall features and fins)(other than (1) those forming part of the Residential Accommodation and (2) those forming part of the Commercial Accommodation) of the Development which are shown and coloured Green on the elevation plans certified by the Authorized Person and annexed to the DMC; and (ii) Greenery Areas (Development Common Areas and Facilities) (which means those areas within and forming part of the Development Common Areas and Facilities and planted with trees, shrubs, grasses or other types of living plants as are shown for the purpose of identification only on the plans certified by the Authorized Person annexed to the DMC and coloured Green Stippled Black), Right of Way (Development Common)Area (which means such portion of the passage and open yard on the ground floor of the Development forming part of the Development Common Areas and Facilities as is for identification purpose only shown coloured Green Cross Hatched Black on the plans certified by the Authorized Person and annexed to the DMC), gondola, passages, entrances, walkways, stairways, staircases (including those staircases designated as means of escape under the Building Plans), landings, platforms, open spaces and decks, slopes and retaining walls (if any), boundary fence walls (if any), vertical green, lobbies, refuse storage and material recovery room, transformer rooms, cable chambers, main switch room, flushing water pump rooms, F.S. inlets, sprinkler control valve room, H.V. switchgear rooms, emergency generator room, fuel tank room, sprinkler & F.S. pump room, security guard booth, water meter rooms, master water meter room, flushing water tank, switch room, F.S. water tanks, smoke vents, sprinkler water tank, steel platform, vent ducts, fireman's lift lobby, covered channel, F.S. control room and such of the drains, channels, water mains, sewers, fresh and salt water storage tanks, fresh and salt water intakes and mains, communal television and radio aerial systems for reception of television and radio broadcast, telecommunications and broadcasting distribution networks, cable television system (if any), wires, cables and other facilities whether ducted or otherwise which are or at any time may be in under or over or passing through the Lot through which fresh or salt water, sewage, gas, telephone, electricity and other services are supplied to the Development, trees, shrubs and other plants and vegetation, lamp posts and other lighting facilities, fire prevention and fighting equipment and apparatus, security systems and apparatus, ventilation system and such other areas and any other mechanical systems, devices or facilities installed or provided in the Development intended for common use and benefit of the Development which are (in so far as the same are capable of being shown on plans) for the purposes of identification only shown coloured Green, Green Hatched Black, Green Stippled Black and Green Cross Hatched Black on the plans certified by the Authorized Person and annexed to the DMC; (b) and such other areas, systems, devices, services and facilities of and in the Lot and the Development as may at any time be designated as Development Common Areas and Facilities by the First Owner in accordance with the DMC; and (c) to the extent not specifically provided in paragraphs (a) and (b) above, such other parts of the Lot and the Development, (i) any parts of the Development covered by paragraph (a) of the definition of "**common parts**" set out in section 2 of the Building Management Ordinance (Cap.344) and/or (ii) any parts specified in Schedule 1 to the Building Management Ordinance (Cap.344) and included under paragraph (b) of the definition of "common parts" set out in section 2 of the Building Management Ordinance (Cap.344); but EXCLUDING the Residential Common Areas and Facilities, the Car Park Common Areas and Facilities, the Residential and Commercial Common Areas and Facilities and the Car Park and Commercial Common Areas and Facilities and such areas within the Development the exclusive right and privilege to hold, use, occupy and enjoy which belongs to any particular Owner and such facilities within the Development serving only any particular Owner.

3. "Residential Common Areas and Facilities" means and includes (a)(i) such part of the external walls (including the Curtain Walls, external wall features and fins) of the Residential Accommodation of the Development (other than (1) those forming part of the Commercial Accommodation and (2) those forming part of the Development Common Areas and Facilities) which are for the purpose of identification only shown and coloured Red on the elevation plans certified by the Authorized Person and annexed to the DMC; (ii) Greenery Areas (Residential Common Areas and Facilities) (which means those areas within and forming part of the Residential Common Areas and Facilities and planted with trees, shrubs, grasses or other types of living plants as are shown for the purpose of identification only on the plans certified by the Authorized Person annexed to the DMC and coloured Red Stippled Black), Projecting Canopy (Residential Common Areas and Facilities) (which means the canopy on 1st Floor of the Development with parts protruding outside the Lot and forming part of the Residential Common Areas and Facilities as is for the purpose of identification only shown and coloured Red Cross Hatched Black on the plans certified by the Authorized Person and annexed to the DMC), Recreational Areas and Facilities, Visitors' Parking Spaces, loading and unloading spaces serving the Residential Accommodation, and such of the passages, common corridors and lift lobbies (including the Wider Common Corridors and Lift Lobbies as are for the purpose of identification only shown and coloured Red Hatched Black on the plans certified by the Authorized Person and annexed hereto) and shuttle lift lobby, caretaker counter, refuge floors, entrances, landings, entrance lobbies, air conditioning platforms, structural walls, stairways, staircases (including those staircases designated as means of escape under the Building Plans), store, lift pits, TBE room, irrigation and cleansing water tank room, filtration plant room, vent ducts, lift machine rooms, drencher transfer tank & pump rooms, drencher transfer water tanks, fire fighting and rescue stairways, potable water tanks, potable pump rooms, flushing water tanks, flushing water tank and pump room, sprinkler water tanks, sprinkler & F.S. pump room, F.S. water tanks, smoke vent, smoke outlet, lifts, steel platform, AHU room, planters, covered landscape areas, P.R.V. room, drencher pump rooms, water tanks, pump rooms, aerials, meters, lighting, drains, channels, sewers, salt and fresh water intakes and mains, wires, cables, air conditioning and ventilation system and other facilities whether ducted or otherwise through which fresh or salt water, sewage, gas, electricity and other services are supplied to the Residential Accommodation, planters, trees, shrubs and other plants and vegetation, pumps, tanks, sanitary fittings, electrical installations, fittings, equipment and apparatus, fire prevention and fighting equipment and apparatus, security systems and apparatus, ventilation system and such other areas and any other systems, devices or facilities which are at or provided or installed in the Development intended for the common use and benefit of the Owners and residents or tenants of the Residential Accommodation and their bona fide guests or visitors and such other areas within the Lot which are (in so far as the same are capable of being shown on plans) for the purposes of identification only shown coloured Red, Red Stippled Black, Red Cross Hatched Black and Red Hatched Black on the plans certified by the Authorized Person and annexed to the DMC; (b) and such other systems, devices and facilities within the Development as are designated by the First Owner for common use and benefit of the Residential Accommodation in accordance with the DMC but EXCLUDING the Development Common Areas and Facilities, the Car Park Common Areas and Facilities, the Residential and Commercial Common Areas and Facilities and the Car Park and Commercial Common Areas and Facilities and such areas within the Development in respect of which the exclusive

right and privilege to hold, use, occupy and enjoy the same belongs to any particular Owner and such facilities within the Development serving only any particular Owner.

4. "Car Park Common Areas and Facilities" means such part of the Car Parking Areas other than those specially designated as Car Parking Spaces including ramps, driveways, smoke extraction fan rooms, stairways and landings and all the water pipes, drains and wires and cables and lighting in respect of the Car Parking Areas, fire fighting installation and equipment, and any other facilities installed for the use and benefit of the Parking Spaces and includes such other areas, apparatus, devices, systems and facilities of and in the Development within the Car Parking Areas as are designated by the First Owner as Car Park Common Areas and Facilities but EXCLUDING the Development Common Areas and Facilities, the Residential Common Areas and Facilities, the Residential and Commercial Common Areas and Facilities, the Car Park and Commercial Common Areas and Facilities and such areas within the Development the exclusive right and privilege to hold, use, occupy and enjoy which belongs to any particular Owner and such facilities within the Development serving only any particular Owner. Such Car Park Common Areas and Facilities (if and where capable of being shown on plans) are for identification purpose only shown coloured Yellow on the plans certified by the Authorized Person and annexed to the DMC.

5. "Residential and Commercial Common Areas and Facilities" means and includes potable water tank, potable water pump room, lift lobbies, tel. ducts, gas meter room, TBE room and any other facilities installed for the use and benefit of the Owners of the Residential Units and the Owners of the Commercial Accommodation and includes such other areas, apparatus, devices, systems and facilities of and in the Development as are designated by the First Owner as Residential and Commercial Common Areas and Facilities but EXCLUDING the Development Common Areas and Facilities, the Residential Common Areas and Facilities, the Car Park Common Areas and Facilities, the Car Park and Commercial Common Areas and Facilities and such areas within the Development the exclusive right and privilege to hold, use, occupy and enjoy which belongs to any particular Owner and such facilities within the Development serving only any particular Owner. Such Residential and Commercial Common Areas and Facilities (if and where capable of being shown on plans) are for identification purpose only shown coloured Orange on the plans certified by the Authorized Person and annexed to the DMC.

6. "Car Park and Commercial Common Areas and Facilities" means and includes staircase and fan rooms and any other facilities installed for the common use and benefit of the Owners of the Parking Spaces and the Owners of the Commercial Accommodation and includes such other areas, apparatus, devices, systems and facilities of and in the Development as are designated by the First Owner as Car Park and Commercial Common Areas and Facilities but EXCLUDING the Development Common Areas and Facilities, the Residential Common Areas and Facilities, the Residential and Commercial Common Areas and Facilities, the Car Park Common Areas and Facilities and such areas within the Development the exclusive right and privilege to hold, use, occupy and enjoy which belongs to any particular Owner and such facilities within the Development serving only any particular Owner. Such Car Park and Commercial Common Areas and Facilities (if and where capable of being shown on plans) are for identification purpose only shown coloured Brown on the plans certified by the Authorized Person and annexed to the DMC.

B. Number of Undivided Shares Assigned To Each Residential Property In The Development

Allocation of undivided shares of residential properties in the Development

Tower 1A

Undivided Shares for each Flat / Flat / Floor	A	B	C	D	E	F	G	H	J
3/F (Garden Floor)	-	885	833	556	537	520	488	487	558
5/F-12/F, 15/F-23/F & 25/F-27/F	872	836	815	551	535	518	486	486	555
29/F-33/F	853	836	811	1584	1528	1518	-	-	-
35/F Penthouse Floor	2433	2504	2419	-	-	-	-	-	-

Remarks:

(i) There are no 4/F, 13/F, 14/F, 24/F and 34/F. (ii) 28/F is refuge floor.

Tower 1B

Undivided Shares for each Flat / Flat / Floor	A	B	C	D	E	F	G	H
3/F (Garden Floor)	884	642	950	915	642	755	568	519
5/F-12/F, 15/F-23/F & 25/F-27/F	876	628	872	881	632	736	547	503
29/F-33/F	876	628	924	874	632	736	-	-

Remarks:

(i) There are no 4/F, 13/F, 14/F and 24/F. (ii) 28/F is refuge floor.

Tower 2

Undivided Shares for each Flat / Flat / Floor	A	B	C	D	E	F	G	H	J
3/F (Garden Floor)	959	623	1036	549	870	647	873	698	781
5/F-12/F, 15/F-23/F & 25/F-27/F	937	620	986	528	837	632	838	670	761
29/F-33/F	1260	1308	528	837	632	830	670	768	-
35/F Penthouse Floor	2516	1703	-	-	-	-	-	-	-

Remarks:

(i) There are no 4/F, 13/F, 14/F, 24/F and 34/F. (ii) 28/F is refuge floor.

C. Term of years for which the manager of the Development is appointed

7. Kai Shing Management Services Limited will be appointed under the DMC as the Manager of the Development for an initial period of not exceeding two years commencing from the date of the DMC and to be continued thereafter, subject to the provisions for termination contained in the DMC.

D. Basis on which the management expenses are shared among the owners of the residential properties in the Development

8. Each Owner of the Residential Units shall contribute towards the management expenses monthly in advance a contribution equal to 1/12th of the management expenses payable by that Owner for that year on the first day of each calendar month.

9. The Owners of Residential Units shall contribute towards the management expenses in the following manner:

(a) Each Owner shall pay for every Undivided Share allocated to any Unit (or any part thereof) of which he is the Owner a fraction of the total amount assessed under the first part of the annual adopted budget in which the numerator shall be one and the denominator is equal to the total number of Undivided Shares (excluding the Undivided Shares allocated to the Common Areas and Facilities) in the Development;

(b) Each Owner of the Residential Units in addition to the amount payable under sub-paragraph (a) above shall in respect of each Undivided Share allocated to a Residential Unit of which he is the Owner pay (i) a fraction of the total amount assessed under the first section of the second part of the annual adopted budget in which the numerator shall be one and the denominator is equal to the total number of Undivided Shares allocated to all the Residential Units; and (ii) a fraction of the total amount assessed under the third section of the second part of the annual adopted budget as referred to in Clause 14(b)(iii) of the DMC in which the numerator shall be one and the denominator is equal to the total number of Undivided Shares allocated to all the Residential Units and the Commercial Accommodation;

(c) If a Sub-Deed is entered into in respect of any component part of the Development and a new section of the annual budget is established for that component part in accordance with Clause 14 Proviso (iii) of the DMC each Owner of that component part shall in addition contribute his due proportion of the budgeted management expenses for that section in the manner provided in the Sub-Deed;

(d) Where any expenditure for the management and maintenance of the Development and the Lot shall in the reasonable opinion of the Manager be specifically referable to or is being expended for a particular Unit or group of Units and no Owner of any other Unit shall receive any material benefit therefrom, the full amount shall be excluded from the annual budget and shall be paid by the Owner(s) of that particular Unit or group of Units on demand.

E. Basis on which the management fee deposit is fixed

10. The amount of management fee deposit is equivalent to three months' monthly management contribution payable in respect of each Undivided Share allocated to the Unit.

F. The area (if any) in the Development retained by the owner for that owner's own use

11. Not applicable

SUMMARY OF DEED OF MUTUAL COVENANT
公契的摘要

發展項目將會制定一份公契及管理協議(「公契」)。

A. 發展項目的公用部分

1. 發展項目的公用部分包括於公契中定義的「發展項目公用地方及設施」、「住宅公用地方及設施」、「停車場公用地方及設施」、「住宅及商業公用地方及設施」及「停車場及商業公用地方及設施」。

2. 「發展項目公用地方及設施」指並包括(a)(i)發展項目的外牆部分(包括幕牆、外牆裝飾及鰭)((1)構成住宅樓宇的部分；及(2)構成商業樓宇的部分除外)，在公契附錄經認可人士核實的立面圖上用綠色顯示；及(ii)綠化範圍(發展項目公用地方及設施)(即指發展項目公用地方及設施內並已種植樹木、灌木、草及其他植物的區域，在公契附錄經認可人士核實的圖則上用綠色綴黑網點顯示，僅供識別)、通行權(發展項目公用)範圍(即指發展項目地下的通道及露天庭院構成發展項目的公用部分的該等部分，在公契附錄經認可人士核實的圖則上用綠色間黑交叉線顯示，僅供識別)、吊船、通道、入口、行人路、樓梯、梯台(包括建築圖則內指定作為逃生通道的該等樓梯)、梯台、平台、露天地方及曬台、斜坡及護土牆(如有)、邊界圍牆(如有)、垂直綠化牆、大堂、垃圾儲存及物料回收房、變壓器房、電纜室、總電掣房、沖廁水泵房、消防進水口、灑水器控制閥室、高電壓電掣房、緊急發電機房、燃料箱房、灑水器及消防泵房、保安人員亭、水錶房、總水錶房、沖廁水箱、電掣房、消防水箱、排煙管道、灑水器水箱、鋼鐵平台、通風管道、消防員升降機大堂、有蓋渠道、消防控制房及排水渠、渠道、總喉、污水渠、食水及鹹水儲水箱、食水及鹹水進水口及總喉、接收電視及無線電廣播的公用電視及無線電無線系統、電訊及廣播分導網絡、有線電視系統(如有)、電線、電纜及目前或任何時候在該地段之內、之下、之上或經過該地段供應食水或鹹水、污水、煤氣、電話、電力及其他服務給發展項目的其他設施、樹木、灌木及其他植物及草木、燈柱及其他照明裝置、消防及滅火設備及裝置、保安系統及裝置、通風系統及在發展項目內安裝或提供擬供發展項目共同使用與享用的其他區域和任何其他機械系統、裝置或設施，(如可以在圖則上識別及顯示)，在公契附錄經認可人士核實的圖則上用綠色、綠色間黑斜線、綠色綴黑網點及綠色間黑交叉線顯示，僅供識別；(b)第一業主在任何時候根據公契指定為發展項目公用地方及設施之該地段及發展項目內的其他區域、系統、裝置、服務、及設施；及(c)若沒有特別在以上第(a)及(b)段規定，該地段及發展項目的該等其他部分，(i)建築物管理條例(第344章)第2條列明的「公用部分」定義第(a)段涵蓋的發展項目的任何部分及/或(ii)建築物管理條例(第344章)第一附表指定並納入建築物管理條例(第344章)第2條列明的「公用部分」定義第(b)段的任何部分；但不包括住宅公用地方及設施、停車場公用地方及設施、住宅及商業公用地方及設施和停車場及商業公用地方及設施與發展項目內任何個別業主有權利及特權獨家持有、使用、佔用及享用的區域和發現項目內僅服務任何個別業主的設施。

3. 「住宅公用地方及設施」指並包括(a)(i)發展項目住宅樓宇的外牆部分(包括幕牆、外牆裝飾及鰭)((1)構成商業樓宇的部分；及(2)構成發展項目公用地方及設施的部分除外）顯示在公契附錄經認可人士核實的立面圖上用紅色顯示，僅供識別；(ii)綠化範圍(住宅公用地方及設施)(即指住宅公用地方及設施內並已種植樹木、灌木、草及其他植物的區域，在公契附錄經認可人士核實的圖則上用紅色綴黑網點顯示，僅供識別)、伸出樓外簷篷(住宅公用地方及設施)(即指發展項目一樓有部分伸出該地段以外的簷篷及構成住宅公用地方及設施的一部分，在公契附錄經認可人士核實的圖則上用紅色間黑交叉線顯示，僅供識別），康樂區及設施、訪客車位、服務住宅樓宇之上落貨車位、通道、公用走廊及升降機大堂(包括加闊公用升降機走廊及大堂，在公契附錄經認可人士核實的圖則上用紅色間黑斜線顯示，僅供識別）及穿梭升降機大堂、管理人櫃台、庇護樓層、入口、梯台、入口大堂、空調機平台、結構牆、樓梯、梯台(包括建築圖則內指定作為逃生通道的該等樓梯)、儲物室、升降機槽、電訊及廣播設備機房、灌溉及清潔水箱房、過濾機房、通風管道、升降機機房、水簾輸送箱及泵房、水簾輸送水箱、消防及逃生樓梯、飲用水箱、飲用水泵房、廁所水箱、廁所水箱及泵房、灑水器水箱、灑水器及消防泵房、消防水箱、排煙管道、排煙口、升降機、鋼鐵平台、空氣調節箱房、花槽、有蓋園藝區、壓力調節器房、水簾泵房、水箱、泵房、天線、儀表、照明、排水渠、渠道、污水渠、食水及鹹水進水口及總喉、電線、電纜、空調及通風系統和輸送食水或鹹水、污水、煤氣、電力及其他服務予住宅樓宇的其他設施(不論是否有上套管)、花槽、樹木、灌木及其他植物及草木、泵、水箱、衛生裝置、電力裝置、固定物、設備及設施、消防及滅火設備及裝置、保安設備及裝置、通風系統及在發展項目內提供或安裝擬供住宅樓宇的業主及住客或租客和他們真實的來賓或訪客共同使用與享用的其他區域和其他系統、裝置及設施，(如可以在圖則上識別及顯示)，在公契附錄經認可人士核實的圖則上用紅色、紅色綴黑網點、紅色間黑交叉線及紅色間黑斜線顯示，僅供識別；(b)第一業主根據公契指定為供住宅樓宇共同使用與享用的發展項目內的其他系統、裝置及設施，但不包括發展項目公用地方及設施、停車場公用地方及設施、住宅及商業公用地方及設施及停車場及商業公用地方及設施及發展項目內任何個別業主有權利及特權獨家持有、使用、佔用及享用的區域和發現項目內僅服務任何個別業主的設施。

4. 「停車場公用地方及設施」指停車場地方，除特別指定為停車位的部分以外，包括斜道、行車道、排煙風機房、樓梯及梯台及停車場地方的所有水管、污水渠及電線及電纜及照明，消防裝置及設備，及供停車位共同使用與享用的任何其他設施包括第一業主指定為停車場公用地方及設施的發展項目內的其他地方、儀器、裝置、系統及設施，但不包括發展項目公用地方及設施、住宅公用地方及設施、住宅及商業公用地方及設施及停車場及商業公用地方及設施和發展項目內任何個別業主有權利及特權獨家持有、使用、佔用及享用的區域和發展項目內僅服務任何個別業主的設施。該等停車場公用地方及設施(如可以在圖則上識別及顯示)，在公契附錄經認可人士核實的圖則上用黃色顯示，僅供識別。

5. 「住宅及商業公用地方及設施」指並包括飲用水箱、飲用水泵房、升降機大堂、電話管道、煤氣錶房、電訊及廣播設備機房及供住宅單位業主及商業樓宇業主共同使用與享用的任何其他設施，包括第一業主指定為住宅及商業公用地方及設施的發展項目內的其他地方、儀器、裝置、系統及設施，但不包括發展項目公用地方及設施、住宅公用地方及設施、停車場公用地方及設施及停車場及商業公用地方及設施和發展項目內任何個別業主有權利及特權獨家持有、使用、佔用及享用的區域和發展項目內僅服務任何個別業主的設施。該等住宅及商業公用地方及設施(如可以在圖則上識別及顯示)，在公契附錄經認可人士核實的圖則上用橙色顯示，僅供識別。

6. 「停車場及商業公用地方及設施」指並包括樓梯間及風機房及供停車位業主及商業樓宇業主共同使用與享用的任何其他設施，包括第一業主指定為停車場及商業公用地方及設施的發展項目內的其他地方、儀器、裝置、系統及設施，但不包括發展項目公用地方及設施、住宅公用地方及設施、住宅及商業公用地方及設施及停車場及商業公用地方及設施和發展項目內任何個別業主有權利及特權獨家持有、使用、佔用及享用的區域和發展項目內僅服務任何個別業主的設施。該等停車場及商業公用地方及設施(如可以在圖則上識別及顯示)，在公契附錄經認可人士核實的圖則上用咖啡色顯示，僅供識別。

B. 分配予發展項目中的每個住宅物業的不分割份數的數目

發展項目住宅物業不分割份數分配表

第 1A 座

每單位不分割份數 / 單位 / 樓層	A	B	C	D	E	F	G	H	J
3樓 (花園層)	-	885	833	556	537	520	488	487	558
5樓 - 12樓、15樓 - 23樓及25樓 - 27樓	872	836	815	551	535	518	486	486	555
29樓 - 33樓	853	836	811	1584	1528	1518	-	-	-
35樓頂層	2433	2504	2419	-	-	-	-	-	-

附註：

(i) 不設4樓、13樓、14樓、24樓及34樓。 (ii) 走火層設於28樓。

第 1B 座

每單位不分割份數 / 單位 / 樓層	A	B	C	D	E	F	G	H
3樓 (花園層)	884	642	950	915	642	755	568	519
5樓 - 12樓、15樓 - 23樓及25樓 - 27樓	876	628	872	881	632	736	547	503
29樓 - 33樓	876	628	924	874	632	736	-	-

附註：

(i) 不設4樓、13樓、14樓及24樓。 (ii) 走火層設於28樓。

第 2 座

每單位不分割份數 / 單位 / 樓層	A	B	C	D	E	F	G	H	J
3樓 (花園層)	959	623	1036	549	870	647	873	698	781
5樓 - 12樓、15樓 - 23樓及25樓 - 27樓	937	620	986	528	837	632	838	670	761
29樓 - 33樓	1260	1308	528	837	632	830	670	768	-
35樓頂層	2516	1703	-	-	-	-	-	-	-

附註：

(i) 不設4樓、13樓、14樓、24樓及34樓。 (ii) 走火層設於28樓。

C.有關發展項目的管理人的委任年期

7. 啟勝管理服務有限公司將會根據公契被委任為發展項目的管理人，首屆任期為公契日期起計不多於兩年，並在其後續任，但受公契中的終止條文規限。

D.管理開支按甚麼基準在發展項目中的住宅物業的擁有人之間分擔

8. 每位住宅單位業主須於每個曆月的第一天提前支付每月管理費的分擔款項，該款項數目相等於該業主在該年度應付的管理費之十二分之一。

9. 住宅單位業主須按下列方式分擔管理費：

(a) 每位業主須就他作為業主擁有的任何單位(或其中任何部分)獲分配的每份不分割份數支付按有關發展項目已採納的年度預算案第一部份評估的總額之一部分，其中分子為一，分母相等於發展項目總不分割份數(不包括公用地方及設施的不分割份數)；

(b) 住宅單位業主除了支付按上文(a)分段應付的款項外，還須就他作為業主擁有的任何住宅單位獲分配的每份不分割份數支付(i)按已採納的年度預算案第二部份第一節評估的總額之一部分，其中分子為一，分母相等於所有住宅單位的總不分割份數及(ii)按公契第14(b)(iii)條所述之已採納的年度預算案第二部份第三節評估的總額之一部分，其中分子為一，分母相等於所有住宅單位及商業樓宇獲分配的總不分割份數；

(c) 如果對發展項目任何組成部分訂立公契分契和按公契第14條但書(iii)為該組成部分設置年度預算案一個新欄目，該組成部分的每名業主還須按公契分契規定的方式分擔該欄目的預算管理開支中的適當部分；

(d) 如果管理人合理地認為發展項目及該地段的任何管理與保養開支專門歸屬個別單位或若干單位或只為他們支出，而任何其他單位業主沒有從中取得任何重大利益，則該等全部款項須從年度預算中剔除並由該個別單位或若干單位業主在應要時支付。

E. 計算管理費按金的基準

10. 管理費按金金額相等於就該物業獲分配的每份不分割份數須繳交的3個月的管理費。

F. 擁有人在發展項目中保留作自用的範圍(如有的話)

11. 不適用

A. Lot number

1. The Development is constructed on Section B of Shaukiwan Lot No.104, Section C of Shaukiwan Lot No.104, Section D of Shaukiwan Lot No.104, Section E of Shaukiwan Lot No.104, Section F of Shaukiwan Lot No.104, Section G of Shaukiwan Lot No.104, Section H of Shaukiwan Lot No.104, Section I of Shaukiwan Lot No.104, Section J of Shaukiwan Lot No.104, Section K of Shaukiwan Lot No.104, Section L of Shaukiwan Lot No.104, Section M of Shaukiwan Lot No.104, Section N of Shaukiwan Lot No.104, Section O of Shaukiwan Lot No.104, Section P of Shaukiwan Lot No.104, Section Q of Shaukiwan Lot No.104, Section R of Shaukiwan Lot No.104, Section S of Shaukiwan Lot No.104 and The Remaining Portion of Shaukiwan Lot No.104 (collectively the "Lot").

B. Term of years under the lease

2. The Lot is held under the Government Lease in respect of Shaukiwan Lot No.104, which is granted for a term of 999 years commencing from 3rd January 1860.

C. User restrictions applicable to that land

3. Under the terms and condition of the Government Lease in respect of Shaukiwan Lot No. 104, the Lot or any part thereof shall not be used for any trade or business of a Brazier, Slaughterman, Soap-maker, Sugar-baker, Fellmonger, Melter of tallow, Oilman, Butcher, Distiller, Victualler, or Tavern-keeper, Blacksmith, Nightman, Scavenger or any other noisy, noisome or offensive trade or business whatever, without previous Government licence. By virtue of a letter dated 10th June 2016 and registered in the Land Registry by Memorial No. 16062201090019, the Government has approved a licence to be granted to the owners (including its successors and assigns) to carry out the trade or business of sugar-baker, oilman (excluding petrol filling station), butcher, victualler and tavern-keeper in or upon the Lot.

D. Facilities that are required to be constructed and provided for the Government, or for public use

4. Not applicable

E. Grantee's obligations to lay, form or landscape any areas, or to construct or maintain any structures or facilities, within or outside that land

5. Under the terms and conditions of the Government Lease in respect of Shaukiwan Lot No.104, the owners shall during its term at their own proper costs and charges well and sufficiently repair, uphold, support, maintain, pave, purge, scour, cleanse, empty, amend and keep the messuage or tenement, messuages or tenements and all other erections and buildings at any time standing upon the Lot and all the walls, rails, lights, pavements, privies, sinks, drains and watercourses thereunto belonging and which shall in any-wise belong or appertain unto the same in by and with all and all manner of needful and necessary reparations, cleansings and amendments whatsoever the whole to be done to the satisfaction of the Government.

F. Lease conditions that are onerous to a purchaser

6. Under the terms and conditions of the Government Lease in respect of Shaukiwan Lot No.104, the owners shall during the term of the Lot, as often as need shall require, bear, pay and allow a reasonable share and proportion for and towards the costs and charges of making, building, repairing and amending, all or any roads, pavements, channels, fences and party-walls, draughts, private or public sewers and drains, requisite for, or in, or belonging to the Lot, or any part thereof, in common with other premises near or adjoining thereto and such proportion shall be fixed and ascertained by the Government and shall be recoverable in the nature of rent in arrear.

A. 地段編號

1. 發展項目興建於筲箕灣地段第104號B分段、筲箕灣地段第104號C分段、筲箕灣地段第104號D分段、筲箕灣地段第104號E分段、筲箕灣地段第104號F分段、筲箕灣地段第104號G分段、筲箕灣地段第104號H分段、筲箕灣地段第104號I分段、筲箕灣地段第104號J分段、筲箕灣地段第104號K分段、筲箕灣地段第104號L分段、筲箕灣地段第104號M分段、筲箕灣地段第104號N分段、筲箕灣地段第104號O分段、筲箕灣地段第104號P分段、筲箕灣地段第104號Q分段、筲箕灣地段第104號R分段、筲箕灣地段第104號S分段及筲箕灣地段第104號餘段(合稱「該地段」)。

B. 有關租契規定的年期

2. 該地段乃根據筲箕灣地段第104號的政府租契而持有，該租契的租期為999年，自1860年1月3日起計。

C. 適用於該土地的用途限制

3. 根據筲箕灣地段第104號的政府租契的條款和條件，未經政府事前許可，該地段或其任何部份不得用作任何銅工、屠宰、肥皂製造、製糖、獸皮、溶脂、油料、售肉、釀酒、食物供應或旅館、打鐵、掏糞、垃圾清理的行業或業務或任何其他產生噪音、有害或令人厭惡的貿易或業務。根據日期為2016年6月10日並登記於土地註冊處註冊摘要編號為16062201090019的信函，政府已批准許可予業主(包括其繼承人及受讓人)在該地段上經營或從事製糖、油料(加油站除外)、售肉、食物供應及旅館的行業或業務。

D. 按規定須興建並提供予政府或供公眾使用的設施

4. 不適用

E. 有關承授人在該土地內外鋪設、塑造或作環境美化的任何範圍，或興建或維持任何構築物或設施的責任

5. 根據筲箕灣地段第104號的政府租契的條款和條件，業主須於該租期內以一切所需及必要的修理、清潔及改動方式，妥善和充分地修理、維持、支持、維修、鋪蓋、清洗、洗刷、清潔、騰空、改動及保持任何時間在該地段之上的宅院或樓宇及所有其他架設物與建築物，以及所屬或附屬的一切牆壁、堤岸、燈具、行人路、盥洗室、洗滌槽、排水溝和水道，且全部須以政府滿意的方式完成，所有適當費用及收費均由業主承擔。

F. 對買方造成負擔的租用條件

6. 根據筲箕灣地段第104號的政府租契的條款和條件，業主須於該地段的租期內，在必要時分擔支付及允許該地段(或其任何部分)必須使用或屬於該地段(或其任何部分)或與附近或毗鄰其他樓宇共同需要的任何或所有道路、行人路、渠道、圍欄及共用牆、通風設施、私人或公用污水渠及排水渠的建造、建設、維修及修改費用的合理份額和比例，而該比例由政府訂定及確定並屬欠繳租金性質追討。

(a) Any facilities that are required under the land grant to be constructed and provided for the Government, or for public use; (a) 根據批地文件規定須興建並提供予政府或供公眾使用的任何設施；	Not Applicable 不適用
(b) Any facilities that are required under the land grant to be managed, operated or maintained for public use at the expense of the owners of the residential properties in the Development; (b) 根據批地文件規定須由發展項目中的住宅物業的擁有人出資管理、營運或維持以供公眾使用的任何設施；	Not Applicable 不適用
(c) Any open space that is required under the land grant to be managed, operated or maintained for public use at the expense of the owners of the residential properties in the Development; (c) 根據批地文件規定須由該項目中的住宅物業的擁有人出資管理、營運或維持以供公眾使用的任何休憩用地；	Not Applicable 不適用
(d) Any part of the land (on which the Development is situated) that is dedicated to the public for the purposes of regulation 22(1) of the Building (Planning) Regulations (Cap.123 sub.leg F). (d) 該項目所位於的土地中為施行《建築物(規劃)規例》(第123章，附屬法例F)第22 (1)條而撥供公眾用途的任何部分。	Not Applicable 不適用

WARNING TO PURCHASERS
對買方的警告

(a) The purchaser is recommended to instruct a separate firm of solicitors (other than that acting for the owner) to act for the purchaser in relation to the transaction.

(b) If the purchaser instructs such separate firm of solicitors to act for the purchaser in relation to the transaction, that firm will be able to give independent advice to the purchaser.

(c) If the purchaser instructs the firm of solicitors acting for the owner to act for the purchaser as well, and a conflict of interest arises between the owner and the purchaser,

(i) that firm may not be able to protect the purchaser's interests; and
(ii) the purchaser may have to instruct a separate firm of solicitors; and
(iii) in the case of paragraph (c)(ii), the total solicitors' fees payable by the purchaser may be higher than the fees that would have been payable if the purchaser had instructed a separate firm of solicitors in the first place.

(a) 現建議買方聘用一間獨立的律師事務所(代表擁有人行事者除外)，以在交易中代表買方行事。

(b) 如買方聘用上述的獨立的律師事務所，以在交易中代表買方行事，該律師事務所將會能夠向買方提供獨立意見。

(c) 如買方聘用代表擁有人行事的律師事務所同時代表買方行事，而擁有人與買方之間出現利益衝突 —

(i) 該律師事務所可能不能夠保障買方的利益；及
(ii) 買方可能要聘用一間獨立的律師事務所；及
(iii) 如屬(c)(ii)段的情況，買方須支付的律師費用總數，可能高於如買方自一開始即聘用一間獨立的律師事務所便須支付的費用。

CROSS-SECTION PLAN OF BUILDING IN THE DEVELOPMENT
發展項目中的建築物的橫截面圖

CROSS-SECTION PLAN SECTION A 橫截面圖 A 部份

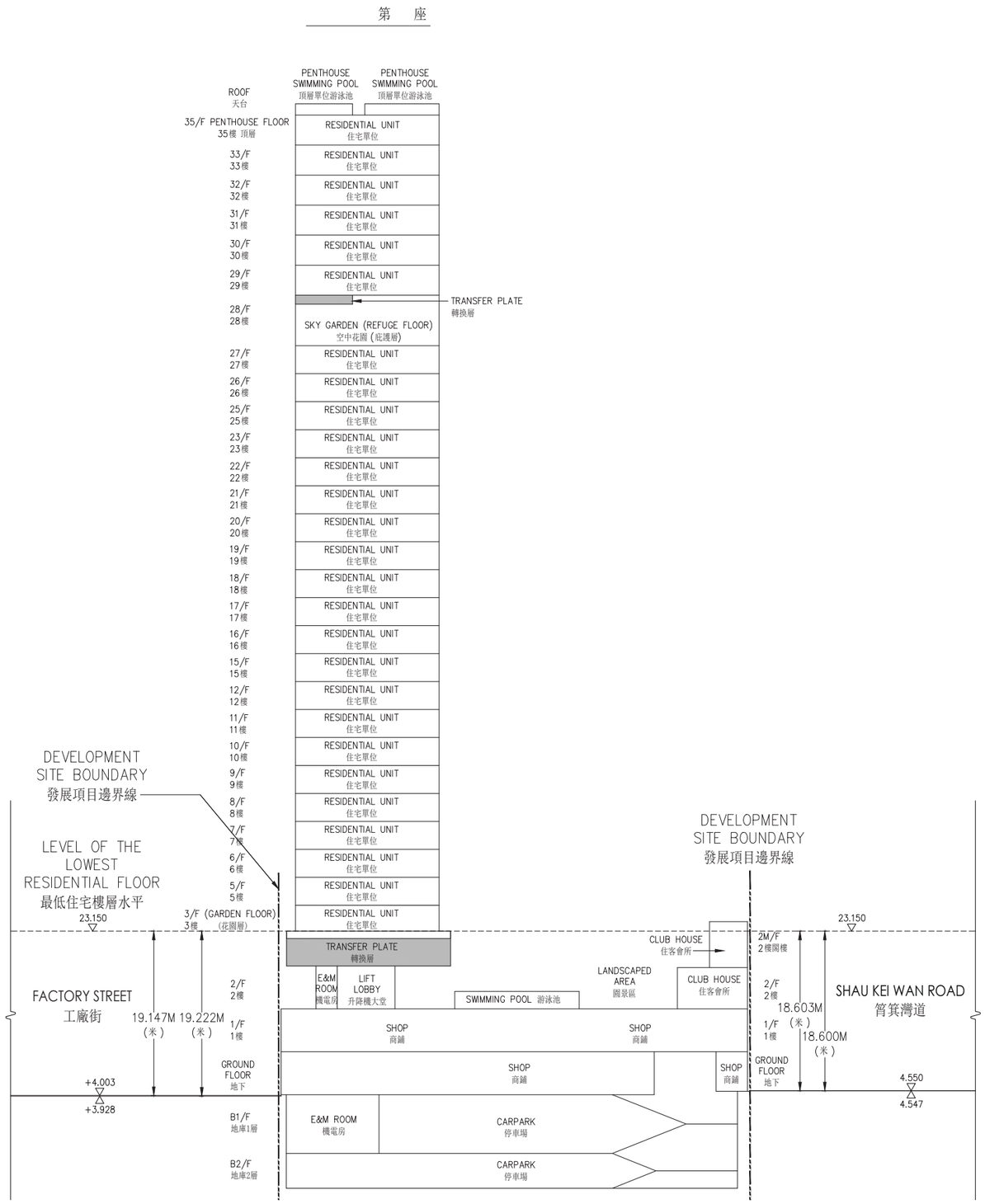

Key plan 指示圖

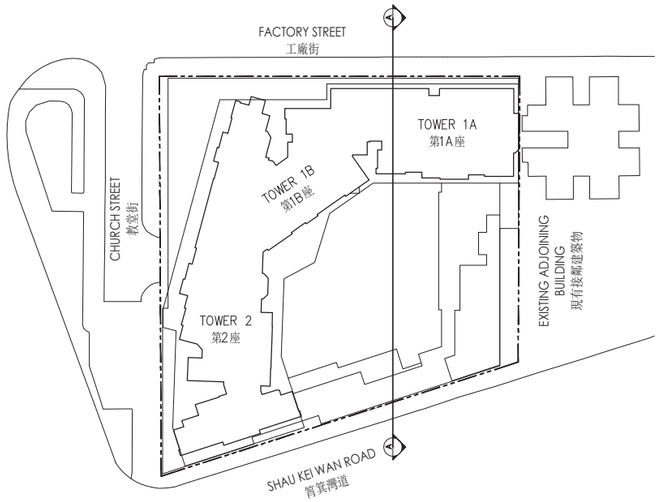

DEVELOPMENT SITE BOUNDARY 發展項目邊界線

1. The part of Shau Kei Wan Road adjacent to the building is 4.547 - 4.550 metres above the Hong Kong Principal Datum.
2. The part of Factory Street adjacent to the building is 3.928 - 4.003 metres above the Hong Kong Principal Datum.
3. Dotted line (– – – – –) denotes the level of the lowest residential floor of the building in the Development.
4. The Vendor advises purchasers to conduct on-site visit for a better understanding of the Development site, its surrounding environment and the public facilities nearby.
5. (▽) or (△) denotes height (in metres) above the Hong Kong Principal Datum.

1. 毗連建築物的一段筲箕灣道為香港主水平基準以上4.547至4.550米。
2. 毗連建築物的一段工廠街為香港主水平基準以上3.928至4.003米。
3. 虛線 (– – – – –) 為代表發展項目樓宇之最低住宅樓層水平。
4. 賣方建議買方到該發展地盤作實地考察，以獲取對該發展地盤及周圍地區的公共設施及環境較佳的了解。
5. (▽)或(△) 代表香港主水平基準以上的高度(米)。

CROSS-SECTION PLAN OF BUILDING IN THE DEVELOPMENT
發展項目中的建築物的橫截面圖

CROSS-SECTION PLAN SECTION B　橫截面圖 B 部份

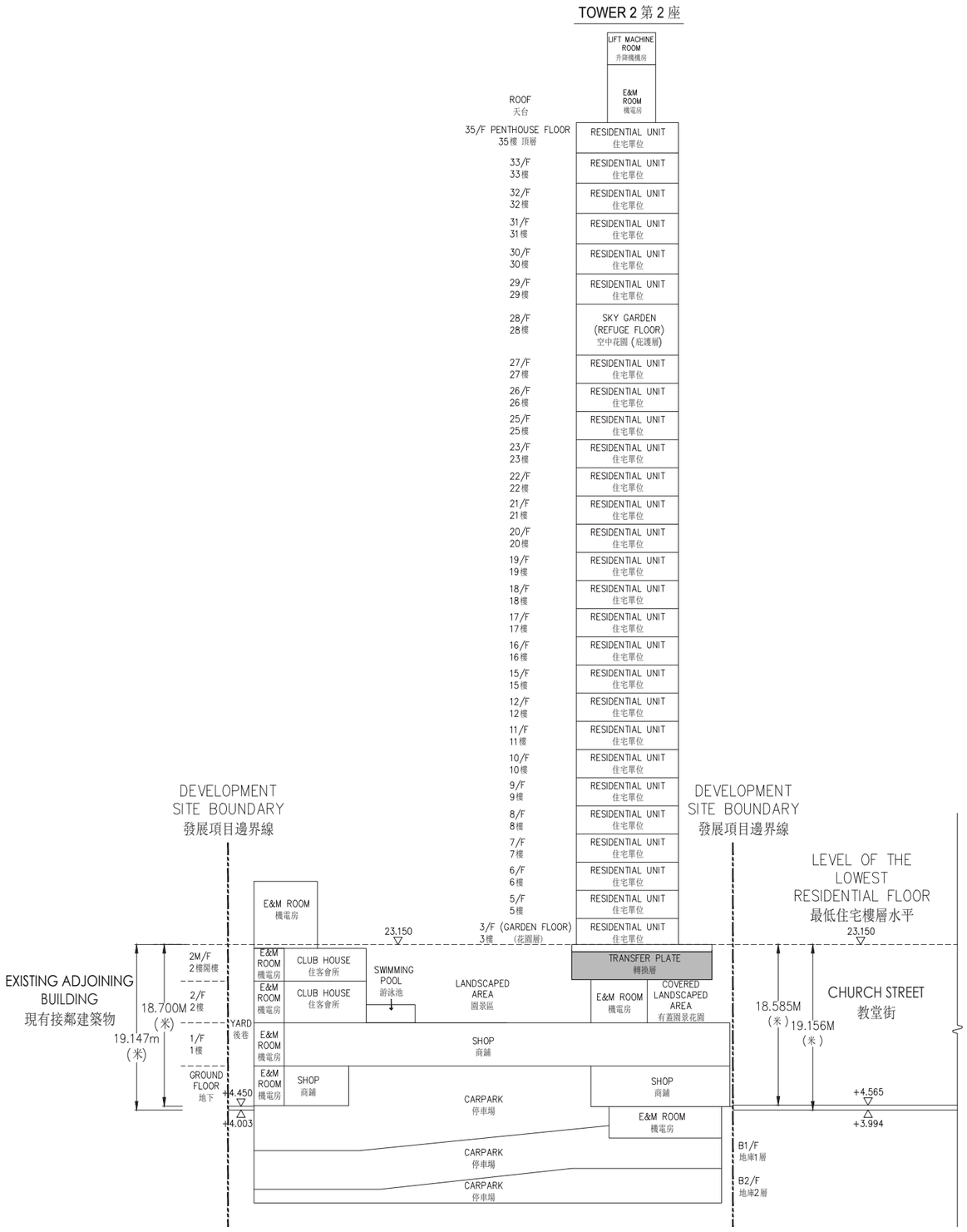

Key plan 指示圖

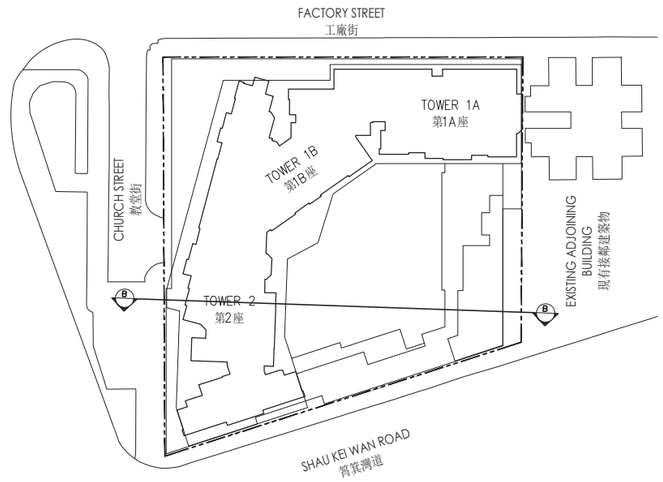

DEVELOPMENT SITE BOUNDARY 發展項目邊界線

1. The part of Church Street adjacent to the building is 3.994 - 4.565 metres above the Hong Kong Principal Datum.
2. Dotted line (– – – – –) denotes the level of the lowest residential floor of the building in the Development.
3. All levels are in Hong Kong Principal Datum.
4. The Vendor advises purchasers to conduct on-site visit for a better understanding of the Development site, its surrounding environment and the public facilities nearby.
5. (▽) or (△) denotes height (in metres) above the Hong Kong Principal Datum.

1. 毗連建築物的一段教堂街為香港主水平基準以上3.994至4.565米。
2. 虛線 (– – – – –) 為代表發展項目樓宇之最低住宅樓層水平。
3. 所有水平為香港主水平基準。
4. 賣方建議買方到該發展地盤作實地考察，以獲取對該發展地盤及周圍地區的公共設施及環境較佳的了解。
5. (▽)或(△) 代表香港主水平基準以上的高度(米)。

CROSS-SECTION PLAN OF BUILDING IN THE DEVELOPMENT
發展項目中的建築物的橫截面圖

CROSS-SECTION PLAN SECTION C 橫截面圖 C 部份

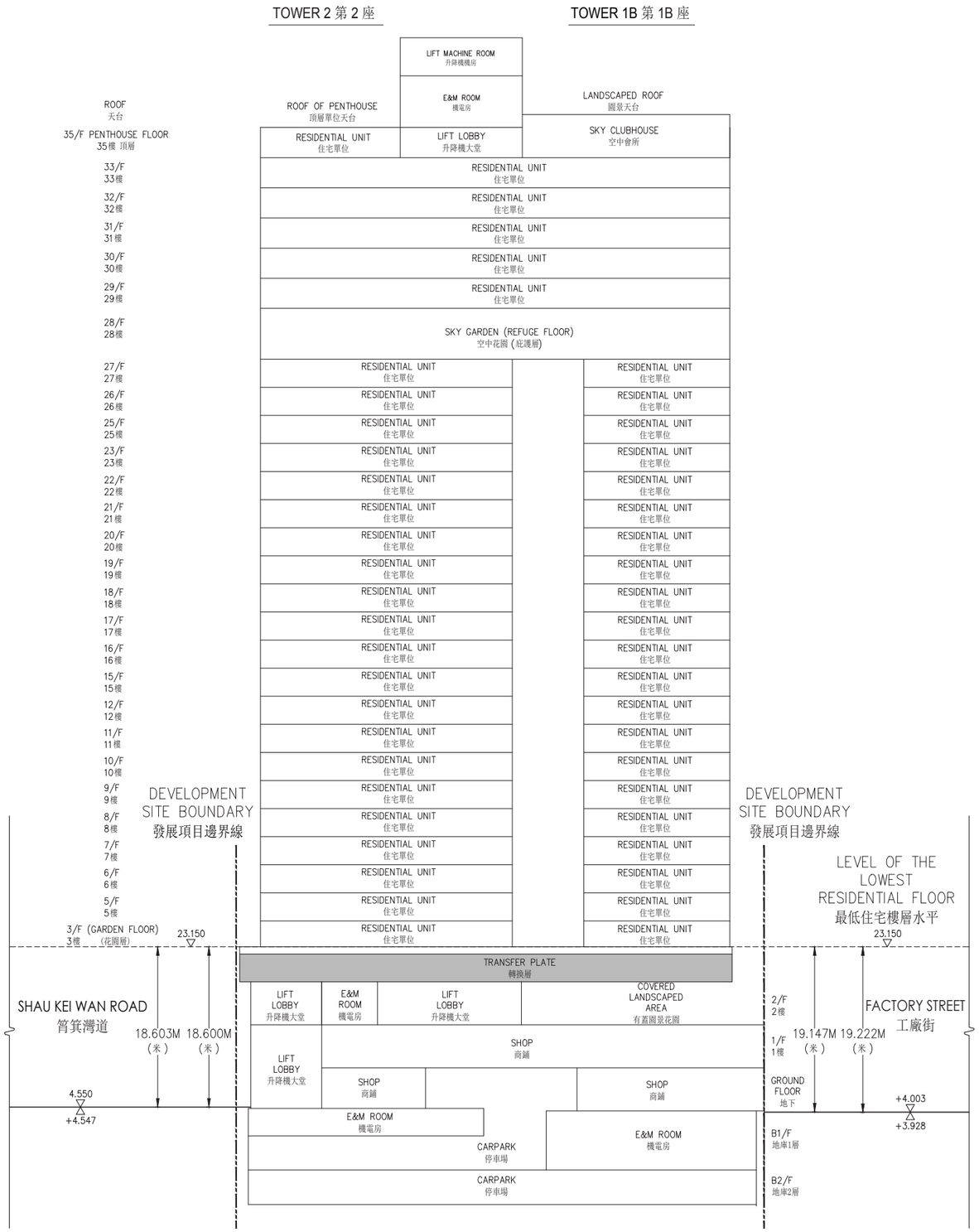

Key plan 指示圖

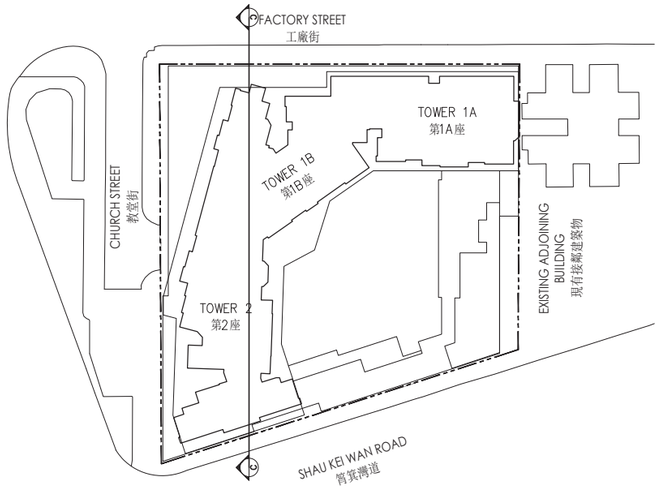

DEVELOPMENT SITE BOUNDARY 發展項目邊界線

1. The part of Shau Kei Wan Road adjacent to the building is 4.547 - 4.550 metres above the Hong Kong Principal Datum.
2. The part of Factory Street adjacent to the building is 3.928 - 4.003 metres above the Hong Kong Principal Datum.
3. Dotted line (– – – – –) denotes the level of the lowest residential floor of the building in the Development.
4. The Vendor advises purchasers to conduct on-site visit for a better understanding of the Development site, its surrounding environment and the public facilities nearby.
5. (▽) or (△) denotes height (in metres) above the Hong Kong Principal Datum.

1. 毗連建築物的一段筲箕灣道為香港主水平基準以上4.547至4.550米。
2. 毗連建築物的一段工廠街為香港主水平基準以上3.928至4.003米。
3. 虛線 (– – – – –) 為代表發展項目樓宇之最低住宅樓層水平。
4. 賣方建議買方到該發展地盤作實地考察，以獲取對該發展地盤及周圍地區的公共設施及環境較佳的了解。
5. (▽)或(△) 代表香港主水平基準以上的高度(米)。

CROSS-SECTION PLAN OF BUILDING IN THE DEVELOPMENT
發展項目中的建築物的橫截面圖

CROSS-SECTION PLAN SECTION D 橫截面圖 D 部份

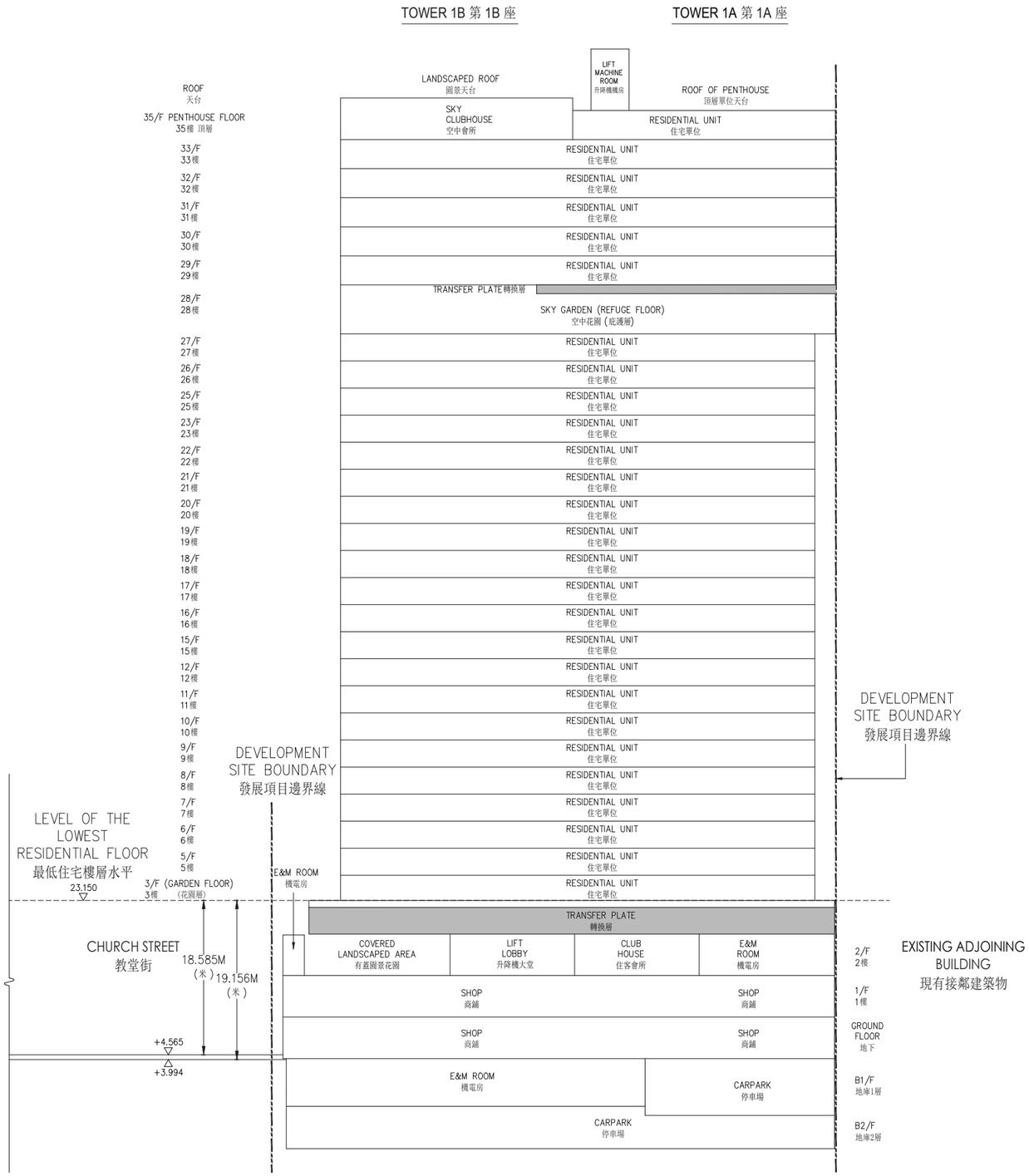

Key plan 指示圖

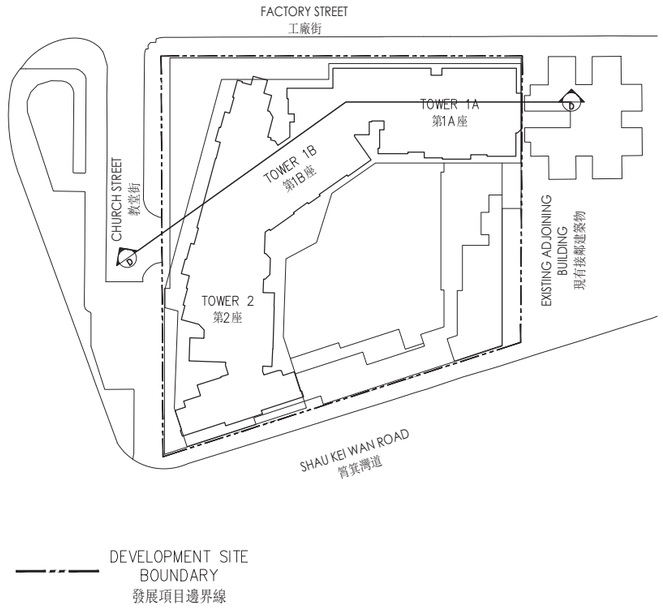

1. The part of Church Street adjacent to the building is 3.994 - 4.565 metres above the Hong Kong Principal Datum.
2. Dotted line (– – – – –) denotes the level of the lowest residential floor of the building in the Development.
3. All levels are in Hong Kong Principal Datum.
4. The Vendor advises purchasers to conduct on-site visit for a better understanding of the Development site, its surrounding environment and the public facilities nearby..
5. (▽) or (△) denotes height (in metres) above the Hong Kong Principal Datum.

1. 毗連建築物的一段教堂街為香港主水平基準以上3.994至4.565米。
2. 虛線 (– – – – –) 為代表發展項目樓宇之最低住宅樓層水平。
3. 所有水平為香港主水平基準。
4. 賣方建議買方到該發展地盤作實地考察，以獲取對該發展地盤及周圍地區的公共設施及環境較佳的了解。
5. (▽)或(△) 代表香港主水平基準以上的高度(米)。

ELEVATION PLAN
立面圖

EAST ELEVATION 東立面圖



Key plan 指示圖

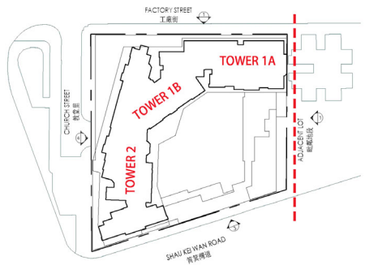

DEVELOPMENT SITE BOUNDARY
發展項目邊界線

SOUTH ELEVATION 南立面圖

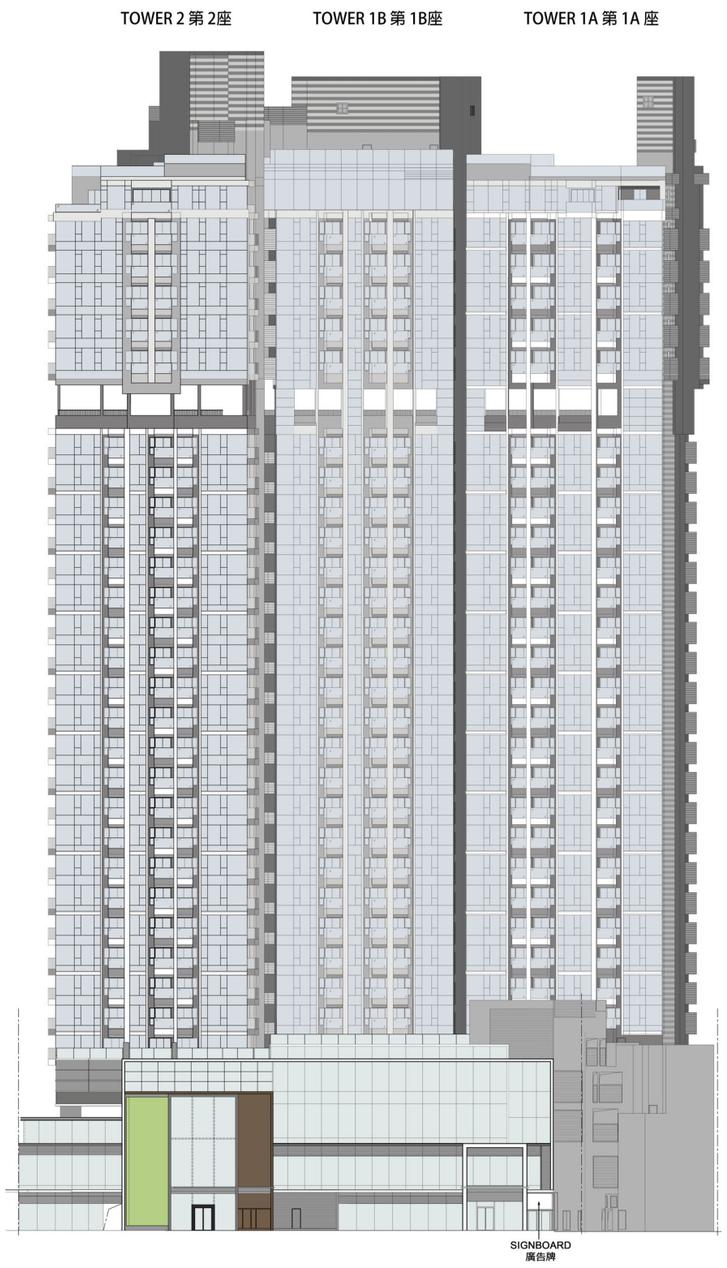

Key plan 指示圖

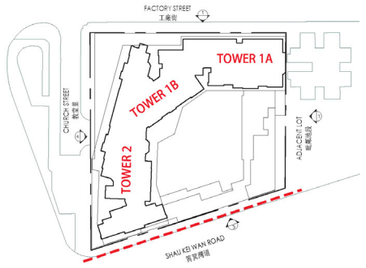

DEVELOPMENT SITE BOUNDARY
發展項目邊界線

Authorized Person for the Development certified that the elevations shown on this plan:-
(a) are prepared on the basis of the approved building plans for the Development as of 14th July 2017; and
(b) are in general accordance with the outward appearance of the Development

發展項目的認可人士證明本圖顯示的立面：
(a) 以2017年7月14日的情況為準的發展項目的經批准的建築圖則為基礎擬備；及
(b) 大致上與發展項目的外觀一致。

ELEVATION PLAN
立面圖

WEST ELEVATION 西立面圖

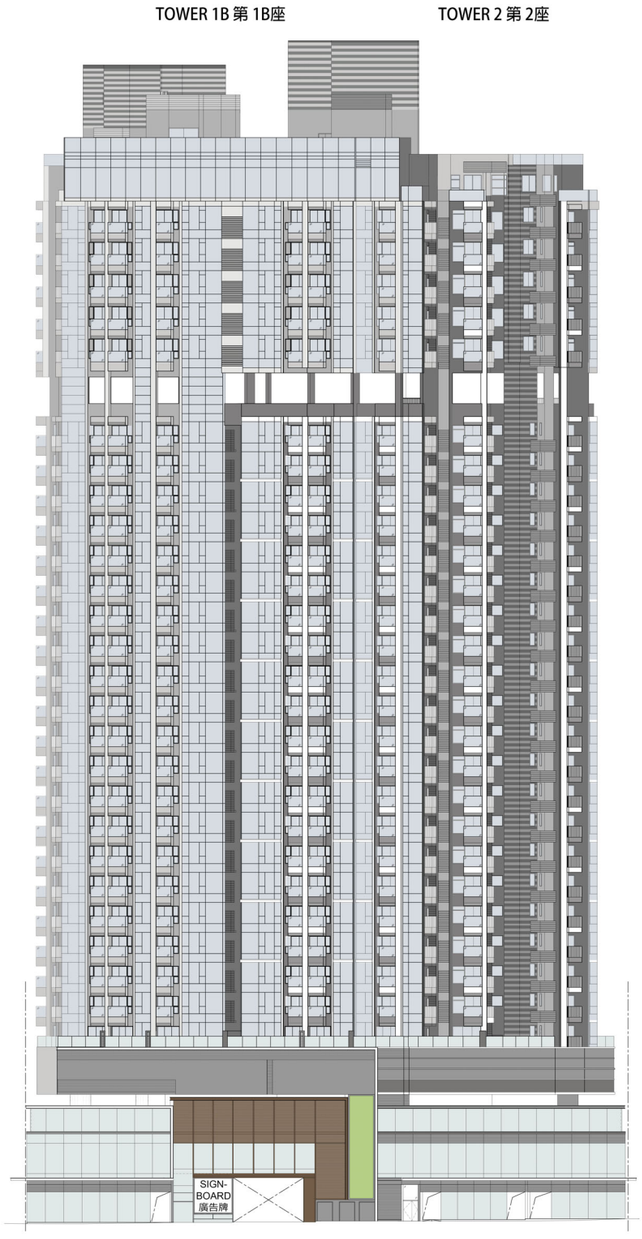

Key plan 指示圖

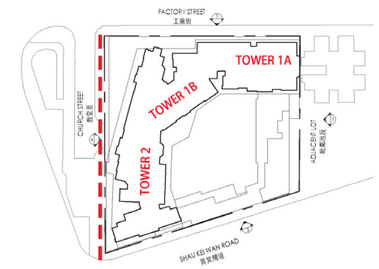

DEVELOPMENT SITE BOUNDARY
發展項目邊界線

NORTH ELEVATION 北立面圖



Key plan 指示圖

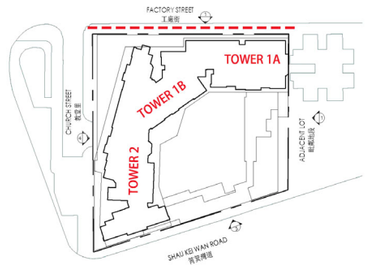

DEVELOPMENT SITE BOUNDARY
發展項目邊界線

Authorized Person for the Development certified that the elevations shown on this plan:-
(a) are prepared on the basis of the approved building plans for the Development as of 14th July 2017; and
(b) are in general accordance with the outward appearance of the Development

發展項目的認可人士證明本圖顯示的立面：
(a) 以2017年7月14日的情況為準的發展項目的經批准的建築圖則為基礎擬備；及
(b) 大致上與發展項目的外觀一致。

Common Facilities 公用設施	Covered 有上蓋遮蓋		Uncovered 露天		Total Area 總面積	
	Area (sq.m.) 面積(平方米)	Area (sq.ft.) 面積(平方呎)	Area (sq.m.) 面積(平方米)	Area (sq.ft.) 面積(平方呎)	Area (sq.m.) 面積(平方米)	Area (sq.ft.) 面積(平方呎)
(A) Residents' Clubhouse (including any recreational facilities for residents' use) 住客會所 (包括供住客使用的任何康樂設施)	1153.65	12,418	663.12	7,138	1,816.77	19,556
(B) Communal garden or play area for residents' use on the roof, or on any floor between the roof and the lowest residential floor, of a building in the Development (whether known as a communal sky garden or otherwise) 位於發展項目中的建築物的天台或在天台和最低一層住宅樓層之間的任何一層的、供住客使用的公用花園或遊樂地方(不論是稱為公用空中花園或有其他名稱)	568.162	6,116	N/A 不適用	N/A 不適用	568.162	6,116
(C) Communal garden or play area for residents' use below the lowest residential floor of a building in the Development (whether known as a covered and landscaped play area or otherwise) 位於發展項目中的建築物的最低一層住宅樓層以下的、供住客使用的公用花園或遊樂地方(不論是稱為有蓋及園景的遊樂場或有其他名稱)	804.263	8,657	656.176	7,063	1,460.439	15,720

Notes:
The area as specified above in square feet are converted from the area in square metre at a rate of 1 square metre = 10.764 square feet and rounded to the nearest whole square feet, which may be slightly different from the area presented in square metres.

備註：
上述以平方呎表述之面積由以平方米表述之面積以1平方米 = 10.764 平方呎換算並四捨五入至整數平方呎之方法計算得出，與平方米表述之面積可能有些微差異。

INSPECTION OF PLANS AND DEED OF MUTUAL COVENANT
閱覽圖則及公契

1. A copy of the outline zoning plan relating to the development is available at www.ozp.tpb.gov.hk.

2. A copy of the latest draft of every deed of mutual covenant in respect of the residential property as at the date on which the residential property is offered to be sold is available for inspection at the place at which the residential property is offered to be sold.

3. The inspection is free of charge.

1. 備有關乎本發展項目的分區計劃大綱圖的文本供閱覽的互聯網網站的網址為 www.ozp.tpb.gov.hk. 。

2. 關於住宅物業的每一公契在將住宅物業提供出售的日期的最新擬稿存放在住宅物業的售樓處，以供閱覽。

3. 無須為閱覽付費。

FITTINGS, FINISHES AND APPLIANCES
裝置、裝修物料及設備

1. Exterior Finishes					
Item		**Description**			
(a)	External Wall	Type of finishes (Podium)	Curtain wall, window wall, metal cladding, glass cladding, metal louvers, metal grille, glass balustrade and tiles		
		Type of finishes (Towers)	Curtain wall, metal cladding, metal louvers, metal grille, glass balustrade and tiles		
(b)	Window	Material of the frame	Aluminium window frame finished with fluorocarbon coating		
		Material of the glass	Location	Material	Applicable Flats
			Living / Dining Room	Insulated Glazing Unit (IGU) with Low-E coating and laminated tinted obscure glass	- Flat F on 5/F - 33/F of Tower 1B
				Insulated Glazing Unit (IGU) with Low-E coating	- All other flats
			Bedrooms	Insulated Glazing Unit (IGU) with Low-E coating and laminated tinted obscure glass	- Flat A and Flat F on 29/F - 33/F of Tower 1A - Flat C on 3/F (Garden Floor) - 27/F of Tower 1B - Flat A on 3/F (Garden Floor) - 33/F of Tower 2
				Insulated Glazing Unit (IGU) with Low-E coating	- All other flats
			Open Kitchen	Tinted glass	- Flat A on 3/F (Garden Floor) - 27/F of Tower 2 - Flat C on 5/F - 27/F of Tower 2
			Kitchen	Tinted glass	- Flat E on 29/F - 33/F of Tower 1A - Penthouse A on 35/F Penthouse Floor of Tower 1A - Flat A and Flat B on 29/F - 33/F of Tower 2 - Penthouse A on 35/F Penthouse Floor of Tower 2
				Insulated Glazing Unit (IGU) with Low-E coating	- Flat D and Flat F on 29/F - 33/F of Tower 1A - Penthouse B and Penthouse C on 35/F Penthouse Floor of Tower 1A - Penthouse B on 35/F Penthouse Floor of Tower 2
			Bathroom	Laminated obscure glass	- All bathrooms with windows
			Store	Tinted glass	- Penthouse A on 35/F Penthouse Floor of Tower 1A - Penthouse A on 35/F Penthouse Floor of Tower 2
(c)	Bay Window	Not applicable			
(d)	Planter	Type of finishes	Natural stone and tiles		
(e)	Verandah or Balcony	(i) Type of finishes of Balcony	Balustrade	Aluminium framed monolithic glass	
			Floor	Tiles	
			Wall	Tiles	
			Ceiling	Aluminium ceiling	
		(ii) Whether Balcony is covered	Balcony is partially covered	- Flat E, Flat F, Flat G and Flat H on 3/F (Garden Floor) of Tower 1A - Flat A and Flat B on 3/F (Garden Floor) of Tower 1B - Flat B on 3/F (Garden Floor) of Tower 2	
			Balcony is covered	All other flats	
		Verandah	Not provided		
(f)	Drying Facilities for Clothing	Not applicable			

Notes:
1. 4/F, 13/F, 14/F, 24/F and 34/F are omitted in Tower 1A, Tower 1B and Tower 2.
2. 28/F is refuge floor.

2. Interior Finishes					
Item			**Description**		
			Wall	**Floor**	**Ceiling**
(a)	Lobby	Shuttle Lift Lobby on G/F	Natural stone, stainless steel and feature glass	Natural stone on exposed surface	Gypsum board false ceiling finished with emulsion paint and metal ceiling
		Shuttle Lift Lobby on 2/F	Natural stone, stainless steel and feature glass	Natural stone on exposed surface	Gypsum board false ceiling finished with emulsion paint and metal ceiling
		Tower Entrance Lobbies on 2/F	Natural stone, stainless steel and feature glass	Natural stone on exposed surface	Gypsum board false ceiling finished with emulsion paint and metal ceiling
		Lift Lobbies on Residential Floors	Natural stone, tiles, stainless steel, feature glass and plastic laminate	Tiles on exposed surface	Gypsum board false ceiling finished with emulsion paint
			Wall	**Ceiling**	**Applicable Flats**
(b)	Internal Wall and Ceiling	Living / Dining Room	Emulsion paint	Emulsion paint, gypsum board false ceiling with emulsion paint	- Flat D, Flat E and Flat F on 29/F - 33/F of Tower 1A - Penthouse A, Penthouse B and Penthouse C on 35/F Penthouse Floor of Tower 1A - Flat A and Flat B on 29/F - 33/F of Tower 2 - Penthouse A and Penthouse B on 35/F Penthouse Floor of Tower 2
			Wood veneer and plastic laminate	Engineering timber panel, gypsum board false ceiling with emulsion paint	- Flat A on 3/F (Garden Floor) of Tower 1B
			Emulsion paint and plastic laminate	Emulsion paint, gypsum board false ceiling with emulsion paint	- All other flats
		Bedrooms	Wood veneer, glass, mirror, stainless steel and wall paper	Engineering timber panel, gypsum board false ceiling with emulsion paint	- Flat A on 3/F (Garden Floor) of Tower 1B
			Emulsion paint	Emulsion paint, gypsum board false ceiling with emulsion paint	- All other flats
			Floor	**Skirting**	**Applicable Flats**
(c)	Internal Floor	Living / Dining Room	Engineered timber flooring; reconstituted stone threshold along balcony and flat roof	Timber skirting	- Flat D, Flat E and Flat F on 29/F - 33/F of Tower 1A - Penthouse A, Penthouse B and Penthouse C on 35/F Penthouse Floor of Tower 1A - Flat A and Flat B on 29/F - 33/F of Tower 2 - Penthouse A and Penthouse B on 35/F Penthouse Floor of Tower 2
			Engineered timber flooring and natural stone	No skirting	- Flat A on 3/F (Garden Floor) of Tower 1B
			Tiles	Timber skirting	- All other flats
		Bedrooms	Engineered timber flooring; reconstituted stone threshold along utility platform	Timber skirting	- Flat F on 3/F (Garden Floor) - 33/F of Tower 1B - Flat C and Flat E on 3/F (Garden Floor) - 27/F of Tower 2 - Flat A on 5/F - 27/F of Tower 2 - Flat D on 29/F-33/F of Tower 2 - Penthouse A on 35/F Penthouse Floor of Tower 2
			Engineered timber flooring	No skirting	- Flat A on 3/F (Garden Floor) of Tower 1B
			Engineered timber flooring	Timber skirting	- All other flats
		Master Bedroom	Engineered timber flooring; reconstituted stone threshold along utility platform and flat roof	Timber skirting	- Flat D on 29/F - 33/F of Tower 1A - Penthouse B on 35/F Penthouse Floor of Tower 1A - Flat A and Flat B on 29/F - 33/F of Tower 2 - Penthouse A on 35/F Penthouse Floor of Tower 2
			Engineered timber flooring	Timber skirting	- All other flats

Notes:
1. 4/F, 13/F, 14/F, 24/F and 34/F are omitted in Tower 1A, Tower 1B and Tower 2.
2. 28/F is refuge floor.

2. Interior Finishes							
Item			**Description**				
			Wall	**Floor**	**Ceiling**	**Applicable Flats**	
(d)	Bathroom	Type of finishes of Bathroom	Tiles and natural stone	Tiles and natural stone on exposed surface	Gypsum board false ceiling with emulsion paint and aluminium ceiling	- Flat D, Flat E and Flat F on 29/F - 33/F of Tower 1A - Penthouse A, Penthouse B and Penthouse C on 35/F Penthouse Floor of Tower 1A - Flat A and Flat B on 29/F - 33/F of Tower 2 - Penthouse A and Penthouse B on 35/F Penthouse Floor of Tower 2	
			Tiles	Tiles and natural stone on exposed surface	Gypsum board false ceiling with emulsion paint and aluminium ceiling	- All other flats	
		Whether the wall finishes run up to the ceiling of Bathroom	The finishes run up to level of false ceiling				
		Type of finishes of Master Bathroom	Natural stone	Natural stone on exposed surface	Gypsum board false ceiling with emulsion paint and aluminium ceiling	- Penthouse A, Penthouse B and Penthouse C on 35/F Penthouse Floor of Tower 1A - Penthouse A and Penthouse B on 35/F Penthouse Floor of Tower 2	
			Tiles and natural stone	Natural stone on exposed surface	Gypsum board false ceiling with emulsion paint and aluminium ceiling	- All other flats	
		Whether the wall finishes run up to the ceiling of Master Bathroom	The finishes run up to level of false ceiling				
			Wall	**Floor**	**Ceiling**	**Cooking Bench**	**Applicable Flats**
(e)	Kitchen	Type of finishes of Kitchen (Non-Open Kitchen)	Plastic laminate, feature glass and natural stone; exposed surface behind kitchen cabinet and refrigerator finished with tiles	Natural stone on exposed surface	Gypsum board false ceiling with emulsion paint and aluminium ceiling	Solid surfacing	- All flats with Kitchen (Non-Open Kitchen)
		Whether the wall finishes run up to the ceiling of Kitchen (Non-Open Kitchen)	The finishes run up to level of false ceiling				- All flats with Kitchen (Non-Open Kitchen)
		Type of finishes of Open Kitchen	Plastic laminate and feature glass; exposed surface behind kitchen cabinet and refrigerator finished with tiles	Tiles on exposed surface	Gypsum board false ceiling with emulsion paint	Solid surfacing	- All flats with Open Kitchen (except Flat A on 3/F (Garden Floor) of Tower 1B)
			Plastic laminate and feature glass; exposed surface behind kitchen cabinet and refrigerator finished with tiles	Natural stone on exposed surface	Wood veneer	Solid surfacing	- Flat A on 3/F (Garden Floor) of Tower 1B
		Whether the wall finishes run up to the ceiling of Open Kitchen	The finishes run up to level of false ceiling				- All flats with Open Kitchen

Notes:
1. 4/F, 13/F, 14/F, 24/F and 34/F are omitted in Tower 1A, Tower 1B and Tower 2.
2. 28/F is refuge floor.

3. Interior Fittings					
Item			Description		
			Material	Finishes	Accessories
(a)	Doors	Flat Entrance door	Solid core timber door	Door with plastic laminate and stainless steel strip; wooden door frame with engineered timber veneer	Lockset with handle, door closer, door stopper and door viewer
		Bedroom door	Solid core timber door	Door with plastic laminate; wooden door frame with engineered timber veneer	Lockset with handle and door stopper
		Kitchen door	Solid core timber door with fire rated glass vision panel	Door with plastic laminate; wooden door frame with engineered timber veneer	Lockset with handle, door closer and door stopper
		Open Kitchen door	Aluminium framed clear glass sliding doors	Aluminium door frame in fluorocarbon coating	Lockset
		Bathroom door	Solid core timber door	Door with plastic laminate; wooden door frame with engineered timber veneer	Lockset with handle and door stopper
		Bathroom door to Flat Roof	Aluminium framed laminated obscure glass swing door	Aluminium door frame in fluorocarbon coating	Lockset with handle and door stopper
		Bathroom door to Bedroom	Aluminium framed laminated obscure glass sliding door	Aluminium door frame in fluorocarbon coating	Lockset
		Master Bathroom door	Solid core timber door	Door with plastic laminate; wooden door frame with engineered timber veneer	Lockset with handle and door stopper
		Master Bathroom door to Flat Roof	Aluminium framed laminated obscure glass sliding door	Aluminium door frame in fluorocarbon coating	Lockset
		Balcony door (except 3/F (Garden Floor))	Aluminium framed Insulated Glazing Unit (IGU) sliding door	Aluminium door frame in fluorocarbon coating	Lockset with handle
		3/F (Garden Floor) Balcony door	Aluminium framed Insulated Glazing Unit (IGU) 3 pieces sliding door	Aluminium door frame in fluorocarbon coating	Lockset with handle
		Utility Platform door	Aluminium framed Insulated Glazing Unit (IGU) swing door	Aluminium door frame in fluorocarbon coating	Lockset with handle
		Utility Platform door to Bathroom	Aluminium framed laminated obscure glass swing door	Aluminium door frame in fluorocarbon coating	Lockset with handle and door stopper
		Store Room door	Solid core timber door	Door with plastic laminate; wooden door frame with engineered timber veneer	Lockset with handle and door stopper
		Lavatory door inside Store Room	Aluminium framed obscure glass folding door	Aluminium door frame in powder coating	Lockset
		Internal staircase to Flat Roof door	Aluminium framed glass swing door	Aluminium door frame in fluorocarbon coating	Lockset with handle
		35/F Penthouse Floor Flat Roof sliding door	Aluminium framed Insulated Glazing Unit (IGU) sliding door	Aluminium door frame in fluorocarbon coating	Lockset with handle
		35/F Penthouse Floor Flat Roof swing door	Aluminium framed Insulated Glazing Unit (IGU) swing door	Aluminium door frame in fluorocarbon coating	Lockset with handle and door stopper

Notes:
1. 4/F, 13/F, 14/F, 24/F and 34/F are omitted in Tower 1A, Tower 1B and Tower 2.
2. 28/F is refuge floor.

3. Interior Fittings

Item			Description			
			Fittings / Equipment	**Type**	**Material**	**Applicable Flats**
(b)	Bathroom	(i) Fittings and equipment	Cabinets	Countertop	Stone	- Penthouse A, Penthouse B and Penthouse C on 35/F Penthouse Floor of Tower 1A - Penthouse A and Penthouse B on 35/F Penthouse Floor of Tower 2
					Solid surfacing	- All other flats
				Mirror cabinet	Mirror wooden carcase with metal strip	- All flats
				Basin cabinet	Wooden carcase	- All flats
			Bathroom fittings	Wash basin	Vitreous china	- Penthouse A, Penthouse B and Penthouse C on 35/F Penthouse Floor of Tower 1A - Penthouse A and Penthouse B on 35/F Penthouse Floor of Tower 2
					Solid surfacing	- All other flats
				Water closet	Vitreous china	- All flats
				Hot and cold water basin mixer	Chrome plated	- All flats
				Towel bar	Chrome plated	- All flats
				Paper holder	Chrome plated	- All flats
				Robe hook	Chrome plated	- All flats
		(ii) Water supply system		Cold water supply system	Copper pipes	- All flats
				Hot water supply system	Copper pipes with thermal insulation	- All flats
		(iii) Bathing facilities (including shower or bath tub, if applicable); and (iv) Size of bath tub, if applicable	**Type**	**Material**		
			Shower compartment	Clear tempered glass		
			Shower panel	Polished stainless steel		
			Hot and cold water bath mixer	Chrome plated		
				Bath tub (with size)	**Material**	**Applicable Flats**
			Bath tub	1500mm(L) x 700mm(W) x 430mm(H)	Enameled cast iron	- Flat D, Flat E and Flat F on 29/F - 33/F of Tower 1A - Penthouse A and Penthouse B and Penthouse C on 35/F Penthouse Floor of Tower 1A - Flat A and Flat B on 29/F - 33/F of Tower 2 - Penthouse A and Penthouse B on 35/F Penthouse Floor of Tower 2
			Free standing Bath tub	1500mm(L) x 700mm(W) x 550mm(H)	Reconstituted stone	- Penthouse B on 35/F Penthouse Floor of Tower 1A
			Material			
(c)	Kitchen	(i) Sink unit	Stainless steel			
		(ii) Water supply system	Copper water pipes for cold water supply and copper water pipes with thermal insulation for hot water supply			
		(iii) Kitchen cabinet	**Material**	**Finishes**		**Applicable Flats**
			Wooden carcase fitted with wooden cabinet door panel	Plastic laminate for wooden door panel; aluminium framed glass door panel		- Flat D, Flat E and Flat F on 29/F-33/F of Tower 1A - Flat A and Flat B on 29/F-33/F of Tower 2 - Penthouse A, Penthouse B and Penthouse C on 35/F Penthouse Floor of Tower 1A - Penthouse A and Penthouse B on 35/F Penthouse Floor of Tower 2
				Plastic laminate wooden door panel		- All other flats
		(iv) Other fittings and equipment	**Type**			
			Chrome plated sink mixer			
			Sprinkler heads and smoke detectors are installed at Open Kitchen. For the appliances provisions, please refer to the "Appliances Schedule".			

Notes:
1. 4/F, 13/F, 14/F, 24/F and 34/F are omitted in Tower 1A, Tower 1B and Tower 2.
2. 28/F is refuge floor.

3. Interior Fittings					
Item			**Description**		
			Type	**Material**	**Applicable Flats**
(d)	Bedroom	Fittings (including built-in wardrobe)	Wardrobe	Wooden wardrobe fitted with metal frame glass door	- Flat A on 3/F (Garden Floor) of Tower 1B (not provided in other flats)
			Manually operated curtain	Fabric	- All flats
(e)	Telephone	Location and number of connection points	Telephone points are provided at Living / Dining Room and Bedrooms. For the location and number of connection points, please refer to the “Schedule of Mechanical and Electrical Provisions”.		
(f)	Aerials	Location and number of connection points	TV/FM outlets are provided at Living / Dining Room and Bedrooms. For the location and number of connection points, please refer to the “Schedule of Mechanical and Electrical Provisions”.		
(g)	Electrical installations	(i) Electrical fittings (including safety devices)	**Electrical Fittings**		**Applicable Flats**
			Three phases electricity supply with miniature circuit breaker distribution board		- Flat D, Flat E and Flat F on 29/F - 33/F of Tower 1A - Penthouse A, Penthouse B and Penthouse C on 35/F Penthouse Floor of Tower 1A - Flat A and Flat B on 29/F - 33/F of Tower 2 - Penthouse A and Penthouse B on 35/F Penthouse Floor of Tower 2
			Single phase electricity supply with miniature circuit breaker distribution board		- All other flats
		(ii) Whether conduits are concealed or exposed	Conduits are partly concealed within concrete and partly exposed. Exposed conduits may be covered or hidden by false ceilings, bulkheads, cabinets, cladding, partition walls, pipe ducts or other materials.		
		(iii) Location and number of power points and air-conditioner points	Please refer to the "Schedule of Mechanical and Electrical Provisions"		
(h)	Gas supply	Type	Towngas		
		System	Gas supply pipe is provided and connected to gas water heater		
			Gas supply pipe is provided and connected to gas hob		**Applicable Flats**
					- Flat D, Flat E and Flat F on 29/F - 33/F of Tower 1A - Penthouse A, Penthouse B and Penthouse C on 35/F Penthouse Floor of Tower 1A - Flat A on 3/F (Garden Floor) of Tower 2 - Flat A and Flat C on 5/F - 27/F of Tower 2 - Flat A and Flat B on 29/F - 33/F of Tower 2 - Penthouse A and Penthouse B on 35/F Penthouse Floor of Tower 2
		Location	Please refer to the "Schedule of Mechanical and Electrical Provisions"		
(i)	Washing machine connection point	Location	Provided in Kitchen (including Open Kitchen). For the location of connection point, please refer to the “Schedule of Mechanical and Electrical Provisions”.		
		Design	Provision of water supply and drainage connection points for washing machine		
(j)	Water supply	(i) Material of water pipes	Copper water pipes for cold water supply and copper water pipes with thermal insulation for hot water supply		
		(ii) Whether water pipes are concealed or exposed	Water pipes are partly concealed with concrete and partly exposed. Exposed water pipes may be covered or hidden by false ceilings, bulkheads, cabinets, cladding, partition wall, pipe ducts or other materials.		
		(iii) Whether hot water is available	Hot water supply is available		

Notes:
1. 4/F, 13/F, 14/F, 24/F and 34/F are omitted in Tower 1A, Tower 1B and Tower 2.
2. 28/F is refuge floor.

4. Miscellaneous							
Item			**Description**				
				Residential Tower Lifts			**Shuttle Lifts**
(a)	Lift	(i) Brand name and model number	Brand name	Schindler			Schindler
			Model number	7050			5500MRL
		(ii) Number and floors served by them	Number of lifts	8 nos.			5 nos.
			Floors served by the lifts	Tower 1A	Tower 1B	Tower 2	3 nos. from B2/F - G/F and 2/F; 1 no. from 2/F - 3/F (Garden Floor); 1 no. from 35/F Penthouse Floor - Roof
				1 no. from B2/F - Roof; 2 nos. from 2/F - 35/F Penthouse Floor	2 nos. from 2/F - 35/F Penthouse Floor	1 no. from B2/F - Roof; 2 nos. from 2/F - 35/F Penthouse Floor	
(b)	Letter Box	Material	Metal				
(c)	Refuse Collection	(i) Means of refuse collection	Collected by cleaners				
		(ii) Location of refuse room	Refuse Room is provided in the common area of each residential floor. Refuse Storage and Material Recovery Chamber on B1/F.				
			Water meter	**Electricity meter**			**Gas meter**
(d)	Water Meter, Electricity Meter and Gas Meter	(i) Location - 3/F(Garden Floor), 5/F-12/F, 15/F-23/F, 25/F-27/F of Tower 1A, Tower 1B and Tower 2	Inside common water meter cabinet on each floor	Inside common electric meter room on each floor			- Flat J of Tower 1A and Flat G of Tower 1B - At Bathroom - Flat A and Flat C of Tower 2 - At Open Kitchen - All other flats - At Balcony above false ceiling
		(ii) Location - 29/F-33/F of Tower 1A, Tower 1B and Tower 2	Inside common water meter cabinet on each floor	Inside common electric meter room on each floor			- Flat D, Flat E and Flat F of Tower 1A - At Kitchen - All other flats - At Balcony above false ceiling
		(iii) Location - 35/F Penthouse Floor of Tower 1A and Tower 2	Inside common water meter cabinet	Inside common electric meter room			- Penthouse A and Penthouse B on 35/F Penthouse Floor of Tower 1A - At Roof - All other flats - At Kitchen
		(iv) Whether they are separate or communal meters for residential properties	Separate water meter	Separate electric meter			Separate gas meter

5. Security facilities		
Item		**Description**
Security System and Equipment	Access control system	Smart card access control system is provided in residential entrance areas, lifts, clubhouse, skygarden and letter box area. Video door phone is provided in all residential flats.
	CCTV	CCTV are provided at entrance lobbies, lift car cages, clubhouse, skygarden and common areas. CCTV is connected to the caretaker's counter at residential entrance lobbies.
Details of Built-in Provisions	Each flat is equipped with a video door phone, connected to caretaker's counter at Tower Entrance Lobbies.	
Locations of Built-in Provisions	For the location of video door phone, please refer to the "Schedule of Mechanical and Electrical Provisions"	

Notes:
1. The Vendor undertakes that if lifts or appliances of the specified brand name or model number are not installed in the Development, lifts or appliances of comparable quality will be installed.
2. 4/F, 13/F, 14/F, 24/F and 34/F are omitted in Tower 1A, Tower 1B and Tower 2.
3. 28/F is refuge floor.

1. 外部裝修物料					
細項		描述			
(a)	外牆	裝修物料的類型 (平台)	玻璃幕牆、玻璃牆、金屬飾板、玻璃飾板、金屬百葉、金屬條、玻璃欄河及瓷磚		
		裝修物料的類型 (大廈)	玻璃幕牆、金屬飾板、金屬百葉、金屬條、玻璃欄河及瓷磚		
(b)	窗	框的用料	氟碳噴塗鋁窗框		
		玻璃的用料	位置	用料	適用單位
			客 / 飯廳	低反射鍍膜雙層中空玻璃及有色夾膠半透光玻璃	- 第1B座5樓-33樓F單位
				低反射鍍膜雙層中空玻璃	- 其餘所有單位
			睡房	低反射鍍膜雙層中空玻璃及有色夾膠半透光玻璃	- 第1A座29樓-33樓A及F單位 - 第1B座3樓(花園層)-27樓C單位 - 第2座3樓(花園層)-33樓A單位
				低反射鍍膜雙層中空玻璃	- 其餘所有單位
			開放式廚房	有色玻璃	- 第2座3樓(花園層)-27樓A單位 - 第2座5樓-27樓C單位
			廚房	有色玻璃	- 第1A座29樓-33樓E單位 - 第1A座35樓頂層Penthouse A單位 - 第2座29樓-33樓A及B單位 - 第2座35樓頂層Penthouse A單位
				低反射鍍膜雙層中空玻璃	- 第1A座29樓-33樓D及F單位 - 第2座35樓頂層Penthouse A單位
				低反射鍍膜雙層中空玻璃	- 第1A座29樓-33樓D及F單位 - 第1A座35樓頂層Penthouse B 及Penthouse C單位 - 第2座35樓頂層Penthouse B單位
			浴室	夾膠半透光玻璃	- 所有有窗的浴室
			儲物房	有色玻璃	- 第1A座35樓頂層Penthouse A單位 - 第2座35樓頂層Penthouse A單位
(c)	窗台	不適用			
(d)	花槽	裝修物料的類型	天然石材及瓷磚		
(e)	陽台或露台	(i) 露台裝修物料的類型	欄河	鋁框單片玻璃	
			地板	瓷磚	
			牆身	瓷磚	
			天花	鋁板天花	
		(ii) 露台是否有蓋	露台部份有蓋	- 第1A座3樓(花園層)E、F、G及H單位 - 第1B座3樓(花園層)A及B單位 - 第2座3樓(花園層)B單位	
			露台有蓋	- 其餘所有單位	
		陽台	沒有提供		
(f)	乾衣設施	不適用			

備註：
1. 第1A座、第1B及第2座不設4樓、13樓，14樓、24樓及34樓。
2. 走火層設於28樓。

2. 室內裝修物料					
細項			描述		
			牆壁	地板	天花板
(a)	大堂	地下穿梭升降機大堂	天然石材、不鏽鋼及玻璃飾面	外露地台鋪砌天然石材	石膏板假天花髹乳膠漆及金屬天花
		2樓穿梭升降機大堂	天然石材、不鏽鋼及玻璃飾面	外露地台鋪砌天然石材	石膏板假天花髹乳膠漆及金屬天花
		2樓大廈入口升降機大堂	天然石材、不鏽鋼及玻璃飾面	外露地台鋪砌天然石材	石膏板假天花髹乳膠漆及金屬天花
		住宅層升降機大堂	天然石材、瓷磚、不鏽鋼、玻璃飾面及夾膠片	外露地台鋪砌瓷磚	石膏板假天花髹乳膠漆
			牆壁	天花板	適用單位
(b)	內牆及天花板	客 / 飯廳	乳膠漆	乳膠漆、石膏板假天花髹乳膠漆	- 第1A座29樓-33樓D、E及F單位 - 第1A座35樓頂層Penthouse A、Penthouse B及Penthouse C單位 - 第2座29樓-33樓A及B單位 - 第2座35樓頂層Penthouse A及Penthouse B單位
			木皮飾面及夾膠片	複合木板、石膏板假天花髹乳膠漆	- 第1B座3樓(花園層)A單位
			乳膠漆及夾膠片	乳膠漆、石膏板假天花髹乳膠漆	- 其餘所有單位
		睡房	木皮飾面、玻璃、鏡、不銹鋼及牆紙	複合木板、石膏板假天花髹乳膠漆	- 第1B座3樓(花園層)A單位
			乳膠漆	乳膠漆、石膏板假天花髹乳膠漆	- 其餘所有單位
			地板	牆腳線	適用單位
(c)	內部地板	客 / 飯廳	複合木地板； 人造石材於露台及平台門邊	木地腳線	- 第1A座29樓-33樓D、E及F單位 - 第1A座35樓頂層Penthouse A、Penthouse B及Penthouse C單位 - 第2座29樓-33樓A及B單位 - 第2座35樓頂層Penthouse A及Penthouse B單位
			複合木地板及天然石材	沒有腳線	- 第1B座3樓(花園層)A單位
			瓷磚	木地腳線	- 其餘所有單位
		睡房	複合木地板； 人造石材於工作平台門邊	木地腳線	- 第1B座3樓(花園層)-33樓F單位 - 第2座3樓(花園層)-27樓C及E單位 - 第2座5樓-27樓A單位 - 第2座29樓-33樓D單位 - 第2座35樓頂層Penthouse A單位
			複合木地板	沒有腳線	- 第1B座3樓(花園層)A單位
			複合木地板	木地腳線	- 其餘所有單位
		主人房	複合木地板； 人造石材於工作平台及平台門邊	木地腳線	- 第1A座29樓-33樓D單位 - 第1A座35樓頂層Penthouse B單位 - 第2座29樓-33樓A及B單位 - 第2座35樓頂層Penthouse A單位
			複合木地板	木地腳線	- 其餘所有單位

備註：
1. 第1A座、第1B及第2座不設4樓、13樓，14樓、24樓及34樓。
2. 走火層設於28樓。

2. 室內裝修物料							
細項			描述				
			牆壁	地板	天花板	適用單位	
(d)	浴室	浴室裝修物料的類型	瓷磚及天然石材	外露地台鋪砌瓷磚及天然石材	石膏板假天花連乳膠漆及鋁片天花	- 第1A座29樓-33樓D、E及F單位 - 第1A座35樓頂層Penthouse A、Penthouse B及Penthouse C單位 - 第2座29樓-33樓A及B單位 - 第2座35樓頂層Penthouse A及Penthouse B單位	
			瓷磚	外露地台鋪砌瓷磚及天然石材	石膏板假天花連乳膠漆及鋁片天花	- 其餘所有單位	
		浴室牆壁的裝修物料是否鋪至天花板	裝修物料鋪至假天花水平				
		主人浴室裝修物料的類型	天然石材	外露地台鋪砌天然石材	石膏板假天花連乳膠漆及鋁片天花	- 第1A座35樓頂層Penthouse A、Penthouse B及Penthouse C單位 - 第2座35樓頂層Penthouse A及Penthouse B單位	
			瓷磚及天然石材	外露地台鋪砌天然石材	石膏板假天花連乳膠漆及鋁片天花	- 其餘所有單位	
		主人浴室牆壁的裝修物料是否鋪至天花板	裝修物料鋪至假天花水平				
			牆壁	地板	天花板	灶台	適用單位
(e)	廚房	廚房 (非開放式廚房) 裝修物料的類型	夾膠片、玻璃飾面及天然石材； 廚櫃及雪櫃背之外露牆身鋪砌瓷磚	外露地台鋪砌天然石材	石膏板假天花連乳膠漆及鋁片天花	實體面板	- 所有連廚房(非開放式廚房)之單位
		廚房 (非開放式廚房) 牆壁的裝修物料是否鋪至天花板	裝修物料鋪至假天花水平				- 所有連廚房(非開放式廚房)之單位
		開放式廚房裝修物料的類型	夾膠片、玻璃飾面； 廚櫃及雪櫃背之外露牆身鋪砌瓷磚	外露地台鋪砌瓷磚	石膏板假天花連乳膠漆	實體面板	- 所有開放式廚房(第1B座3樓(花園層)A單位除外)
			夾膠片、玻璃飾面； 廚櫃及雪櫃背之外露牆身鋪砌瓷磚	外露地台鋪砌天然石材	木皮飾面	實體面板	- 第1B座3樓(花園層)A單位
		開放式廚房牆壁的裝修物料是否鋪至天花板	裝修物料鋪至假天花水平				- 所有連開放式廚房之單位

備註：
1. 第1A座、第1B及第2座不設4樓、13樓，14樓、24樓及34樓。
2. 走火層設於28樓。

3. 室內裝置					
細項			描述		
			用料	裝修物料	配件
(a)	門	單位大門	實心木門	夾膠板飾面及不銹鋼條； 人造木皮飾面木門框	門鎖連拉手、氣鼓、門頂及防盜眼
		睡房門	實心木門	夾膠板飾面； 人造木皮飾面木門框	門鎖連拉手及門頂
		廚房門	實心木門配防火玻璃視窗	夾膠板飾面； 人造木皮飾面木門框	門鎖連拉手、氣鼓及門頂
		開放式廚房門	鋁框清玻璃趟門	氟化炭噴塗鋁框	門鎖
		浴室門	實心木門	夾膠板飾面； 人造木皮飾面木門框	門鎖連拉手及門頂
		浴室至平台門	鋁框夾膠半透光玻璃掩門	氟化炭噴塗鋁框	門鎖連拉手及門頂
		浴室至睡房門	鋁框夾膠半透光玻璃趟門	氟化炭噴塗鋁框	門鎖
		主人浴室門	實心木門	夾膠板飾面； 人造木皮飾面木門框	門鎖連拉手及門頂
		主人浴室至平台門	鋁框夾膠半透光玻璃趟門	氟化炭噴塗鋁框	門鎖
		露台門 (3樓(花園層)單位除外)	鋁框雙層中空玻璃趟門	氟化炭噴塗鋁框	門鎖連拉手
		3樓(花園層)單位露台門	鋁框雙層中空玻璃趟門三趟趟門	氟化炭噴塗鋁框	門鎖連拉手
		工作平台門	鋁框雙層中空玻璃掩門	氟化炭噴塗鋁框	門鎖連拉手
		工作平台至浴室門	鋁框夾膠半透光玻璃掩門	氟化炭噴塗鋁框	門鎖連拉手及門頂
		儲物房門	實心木門	夾膠板飾面； 人造木皮飾面木門框	門鎖連拉手及門頂
		儲物房內之廁所門	鋁框半透光玻璃摺門	粉末噴塗鋁框	門鎖
		室內樓梯至平台門	鋁框玻璃掩門	氟化炭噴塗鋁框	門鎖連拉手
		35樓頂層單位平台趟門	鋁框雙層中空玻璃趟門	氟化炭噴塗鋁框	門鎖連拉手
		35樓頂層單位平台掩門	鋁框雙層中空玻璃掩門	氟化炭噴塗鋁框	門鎖連拉手及門頂

備註：
1. 第1A座、第1B及第2座不設4樓、13樓，14樓、24樓及34樓。
2. 走火層設於28樓。

3. 室內裝置

細項			描述			
			裝置 / 設備	類型	用料	適用單位
(b)	浴室	(i) 裝置及設備	櫃	檯面	石材	- 第1A座35樓頂層 Penthouse A、Penthouse B 及 Penthouse C單位 - 第2座35樓頂層 Penthouse A 及 Penthouse B 單位
					實體面料	- 其餘所有單位
				鏡櫃	木鏡櫃及金屬條	- 所有單位
				洗手盆櫃	木櫃	- 所有單位
			浴室潔具	洗手盆	陶瓷	- 第1A座35樓頂層 Penthouse A、Penthouse B 及 Penthouse C單位 - 第2座35樓頂層 Penthouse A 及 Penthouse B 單位
					實體面料	- 其餘所有單位
				坐廁	陶瓷	- 所有單位
				冷熱水洗手盆水龍頭	鍍鉻	- 所有單位
				毛巾架	鍍鉻	- 所有單位
				廁紙架	鍍鉻	- 所有單位
				毛巾掛勾	鍍鉻	- 所有單位
		(ii) 供水系統		冷水供應系統	銅喉管	- 所有單位
				熱水供應系統	隔熱絕緣保護之銅喉管	- 所有單位
		(iii) 沐浴設施(包括花灑或浴缸(如適用的話))；及 (iv) 浴缸大小(如適用的話)	類型	用料		
			淋浴間	強化清玻璃		
			花灑套裝	拋光面不銹鋼		
			冷熱水浴缸龍頭	鍍鉻		
				浴缸大小(如適用的話)	用料	適用單位
			浴缸	1500毫米(長) x 700毫米(闊) x 430毫米(高)	搪瓷鑄鐵	- 第1A座29樓-33樓D、E及F單位 - 第1A座35樓頂層Penthouse A、Penthouse B及Penthouse C單位 - 第2座29樓-33樓A及B單位 - 第2座35樓頂層Penthouse A及Penthouse B單位
			獨立式浴缸	1500毫米(長) x 700毫米(闊) x 550毫米(高)	人造石	- 第1A座35樓頂層Penthouse B單位
			用料			
(c)	廚房	(i) 洗滌盆	不銹鋼			
		(ii) 供水系統	冷水喉採用銅喉及熱水喉採用配有隔熱絕緣保護之銅喉管			
		(iii) 廚櫃	用料	裝修物料		適用單位
			木製廚櫃配木櫃門板	夾膠板木門板； 鋁框玻璃門板		- 第1A座29樓-33樓D、E及F單位 - 第2座29樓-33樓A及B單位 - 第1A座35樓頂層 Penthouse A、Penthouse B 及 Penthouse C單位 - 第2座35樓頂層 Penthouse A 及 Penthouse B 單位
				夾膠板木門板		- 其餘所有單位
		(iv) 其他裝置及設備	類型			
			鍍鉻洗滌盆水龍頭			
			開放式廚房設有消防花灑頭及消防煙霧偵測器。 請參閱「設備說明表」。			

備註：
1. 第1A座、第1B及第2座不設4樓、13樓，14樓、24樓及34樓。
2. 走火層設於28樓。

3. 室內裝置					
細項			描述		
			類型	用料	適用單位
(d)	睡房	裝置(包括嵌入式衣櫃)	衣櫃	木衣櫃配金屬框玻璃門	- 第1B座3樓(花園層)A單位(其餘單位沒有提供)
			手動窗簾	布質	- 所有單位
(e)	電話	接駁點的位置及數目	客 / 飯廳及睡房均裝有電話插座。 有關接駁點的位置及數目，請參閱「機電裝置數量説明表」。		
(f)	天線	接駁點的位置及數目	客 / 飯廳及睡房均裝有電視 / 電台天線插座。 有關接駁點的位置及數目，請參閱「機電裝置數量説明表」。		
(g)	電力裝置	(i) 供電附件(包括安全裝置)	供電附件		適用單位
			三相電力並裝妥微型斷路器		- 第1A座29樓-33樓D、E及F單位 - 第1A座35樓頂層Penthouse A、Penthouse B及Penthouse C單位 - 第2座29樓-33樓A及B單位 - 第2座35樓頂層Penthouse A及Penthouse B單位
			單相電力並裝妥微型斷路器		- 其餘所有單位
		(ii) 導管是隱藏或外露	導管部分隱藏於混凝土內及部分外露。 外露的導管可能被假天花、假陣、貯存櫃、覆面、分間牆、管道槽或其他物料遮蓋或掩藏。		
		(iii) 電插座及空調機接駁點的位置及數目	請參閱「機電裝置數量説明表」		
(h)	氣體供應	類型	煤氣		
		系統	裝有煤氣管道並接駁至煤氣熱水爐		
			裝有煤氣管道並接駁至煤氣爐		適用單位
					- 第1A座29樓-33樓D、E及F單位 - 第1A座35樓頂層Penthouse A、Penthouse B及Penthouse C單位 - 第2座3樓(花園層)A單位 - 第2座5樓-27樓A及C單位 - 第2座29樓-33樓A及B單位 - 第2座35樓頂層Penthouse A及Penthouse B單位
		位置	請參閱「機電裝置數量説明表」		
(i)	洗衣機接駁點	位置	設於廚房(包括開放式廚房)。 有關接駁點的位置，請參閱「機電裝置數量説明表」。		
		設計	設有洗衣機來去水接駁點		
(j)	供水	(i) 水管的用料	冷水喉採用銅喉及熱水喉採用配有隔熱絕緣保護之銅喉管		
		(ii) 水管是隱藏或外露	水管部分隱藏於混凝土內及部分外露。 外露的水管可能被假天花、假陣、貯存櫃、覆面、分間牆、管道槽或其他物料遮蓋或掩藏。		
		(iii) 有否熱水供應	有熱水供應		

備註：
1. 第1A座、第1B及第2座不設4樓、13樓，14樓、24樓及34樓。
2. 走火層設於28樓。

4. 雜項							
細項			描述				
				住宅大廈升降機			穿梭升降機
(a)	升降機	(i) 品牌名稱及產品型號	品牌名稱	Schindler			Schindler
			產品型號	7050			5500MRL
		(ii) 升降機的數目及到達的樓層	升降機的數目	8部			5部
			升降機到達的樓層	第1A座	第1B座	第2座	3部升降機穿梭地庫2層-地下及2樓 1部升降機穿梭2樓-3樓(花園層) 1部升降機穿梭35樓頂層-天台
				- 1部升降機穿梭地庫2層-天台 - 2部升降機穿梭2樓-35樓頂層	- 2部升降機穿梭2樓-35樓頂層	- 1部升降機穿梭地庫2層-天台 - 2部升降機穿梭2樓-35樓頂層	
(b)	信箱	用料	金屬				
(c)	垃圾收集	(i) 垃圾收集的方法	由清潔工人收集				
		(ii) 垃圾房的位置	垃圾房位於每層住宅樓層之公用地方。 中央垃圾及物料回收站設於地庫1層。				
			水錶	電錶			氣體錶
(d)	水錶、電錶及氣體錶	(i) 位置 - 第1A座、第1B座及第2座3樓(花園層)、5樓-12樓、15樓-23樓及25樓-27樓	每層住宅樓層之公用水錶櫃內	每層住宅樓層之電錶房內			- 第1A座J單位及第1B座G單位 - 浴室內 - 第2座A及C單位 - 開放式廚房內 - 其餘所有單位 - 露台之假天花內
		(ii) 位置 - 第1A座、第1B座及第2座29樓-33樓	每層住宅樓層之公用水錶櫃內	每層住宅樓層之電錶房內			- 第1A座D、E及F單位 - 廚房內 - 其餘所有單位 - 露台之假天花內
		(iii) 位置 - 第1A座及第2座35樓頂層	住宅樓層之公用水錶櫃內	住宅樓層之電錶房內			- 第1A座35樓頂層Penthouse A及Penthouse B單位 - 天台 - 其餘所有單位 - 廚房內
		(iv) 就住宅單位而言是獨立抑或公用的錶	獨立水錶	獨立電錶			獨立煤氣錶

5. 保安設施		
細項		描述
保安系統及設備	入口保安系統	住宅入口大堂、升降機、會所、空中花園及信箱範圍均裝有智能卡系統。各住宅單位內裝配視像門口對講機。
	閉路電視	入口大堂、升降機內、會所、空中花園及公用地方均設有閉路電視連接住宅入口大堂管理處。
嵌入式裝備的細節	每個單位均設有視像門口對講機連接住宅入口大堂管理員櫃台。	
嵌入式裝備的位置	視像對講機的位置請參閱「機電裝置數量説明表」	

備註：

1. 賣方承諾如該發展項目中沒有安裝指明的品牌名稱或產品型號的升降機或設備，便會安裝品質相若的升降機或設備。
2. 第1A座、第1B及第2座不設4樓、13樓，14樓、24樓及34樓。
3. 走火層設於28樓。

6. Appliances Schedule - Kitchen 設備說明表 - 廚房

Location 位置	Appliances 設備	Brand Name 品牌名稱	Model Number 產品型號	Tower 1A 第1A座																
				3/F (Garden Floor) 3樓(花園層)								5/F - 12/F, 15/F - 23/F and 25/F - 27/F 5樓 - 12樓、15樓 - 23樓及25樓 - 27樓								
				B	C	D	E	F	G	H	J	A	B	C	D	E	F	G	H	J
Open Kitchen 開放式廚房	Induction Hob (2-Cooking Zone) 電磁爐 (2個烹調區)	Siemens 西門子	EX375FXB1E	-	-	√	√	√	√	√	√	-	-	-	√	√	√	√	√	√
	Induction Hob (3-Cooking Zone) 電磁爐 (3個烹調區)	Siemens 西門子	EH675LDC1E	√	√	-	-	-	-	-	-	√	√	√	-	-	-	-	-	-
	Steam Combination Oven 蒸焗爐	Siemens 西門子	CS656GBS1B	√	√	-	-	-	-	-	-	√	√	√	-	-	-	-	-	-
	Microwave Oven 微波爐	Siemens 西門子	BE634LGS1B or BE634RGS1B	-	-	√	√	√	√	√	√	-	-	-	√	√	√	√	√	√
	Cooker Hood (Telescopic Type) 抽油煙機 (拉趟式)	Siemens 西門子	LI67SA530B	√	√	√	√	√	√	√	√	√	√	√	√	√	√	√	√	√
	Washer-Dryer 洗衣乾衣機	Siemens 西門子	WK14D321HK	√	√	√	√	√	√	√	√	√	√	√	√	√	√	√	√	√
	Fridge Freezer (Single Door) 雪櫃連冰箱 (單門)	Siemens 西門子	KI24LV20HK	-	-	√	√	√	√	√	√	-	-	-	√	√	√	√	√	√
	Fridge Freezer (Double Door) 雪櫃連冰箱 (雙門)	Siemens 西門子	KI34NP60HK	√	√	-	-	-	-	-	-	√	√	√	-	-	-	-	-	-
	Wine Cellar 酒櫃	Cristal	CW22SBS-B	√	√	√	√	√	√	√	√	√	√	√	√	√	√	√	√	√

Notes:

1. The symbol "—" as shown in the above table denotes "Not provided".
2. The symbol "／" as shown in the above table denotes "Not applicable".
3. The Vendor undertakes that if lifts or appliances of the specified brand name or model number are not installed in the Development, lifts or appliances of comparable quality will be installed.

備註：

1. 上表"—"代表"不提供"。
2. 上表"／"代表"不適用"。
3. 賣方承諾如該發展項目中沒有安裝指明的品牌名稱或產品型號的升降機或設備，便會安裝品質相若的升降機或設備。

6. Appliances Schedule - Kitchen 設備說明表 - 廚房

Location 位置	Appliances 設備	Brand Name 品牌名稱	Model Number 產品型號	Tower 1A 第1A座								
				29/F-33/F 29樓 - 33樓						35/F Penthouse Floor 35樓頂層		
				A	B	C	D	E	F	A	B	C
Open Kitchen 開放式廚房	Induction Hob (3-Cooking Zone) 電磁爐 (3個烹調區)	Siemens 西門子	EH675LDC1E	√	√	√	/	/	/	/	/	/
	Steam Combination Oven 蒸焗爐	Siemens 西門子	CS656GBS1B	√	√	√	/	/	/	/	/	/
	Cooker Hood (Telescopic Type) 抽油煙機 (拉趟式)	Siemens 西門子	LI67SA530B	√	√	√	/	/	/	/	/	/
	Washer-Dryer 洗衣乾衣機	Siemens 西門子	WK14D321HK	√	√	√	/	/	/	/	/	/
	Fridge Freezer (Double Door) 雪櫃連冰箱 (雙門)	Siemens 西門子	KI34NP60HK	√	√	√	/	/	/	/	/	/
	Wine Cellar 酒櫃	Cristal	CW22SBS-B	√	√	√	/	/	/	/	/	/
Kitchen 廚房	Gas Hob (1-Burner) 煤氣爐 (單爐頭)	Miele	CS 1018	/	/	/	√	√	√	√	√	√
	Gas Hob (2-Burner) 煤氣爐 (雙爐頭)	Miele	CS 1013-1	/	/	/	√	√	√	√	√	√
	Barbecue Grill 燒烤爐	Miele	CS 1312 BG	/	/	/	√	√	√	√	√	√
	Steam Combination Oven 蒸焗爐	Miele	DGC 6400	/	/	/	√	√	√	√	√	√
	Microwave Oven 微波爐	Miele	M 6032	/	/	/	√	√	√	√	√	√
	Oven 焗爐	Miele	H 6290B	/	/	/	-	-	-	√	√	√
	Cooker Hood (Telescopic Type) 抽油煙機 (拉趟式)	Miele	DA 3496 HP	/	/	/	√	√	√	-	-	-
	Cooker Hood (Chimney Type) 抽油煙機 (煙囪式)	Miele	DA 429-6 HP	/	/	/	-	-	-	√	√	√
	Warming Drawer 暖碟機	Miele	ESW 6214	/	/	/	√	√	√	√	√	√
	Washer-Dryer 洗衣乾衣機	Siemens 西門子	WK14D321HK	/	/	/	√	√	√	-	-	-
	Washer-Dryer 洗衣乾衣機	Miele	WT2798IWPM	/	/	/	-	-	-	√	√	√
	Fridge Freezer (Double Door) 雪櫃連冰箱 (雙門)	Gaggenau 嘉格納	RY 492 301	/	/	/	-	-	-	√	√	√
	Fridge Freezer (Double Door) 雪櫃連冰箱 (雙門)	Siemens 西門子	KI34NP60HK	/	/	/	√	√	√	-	-	-
	Wine Cellar 酒櫃	Miele	KWT 6321 UG	/	/	/	-	-	-	√	√	√
	Wine Cellar 酒櫃	Gorenje	XWC660E	/	/	/	√	√	√	-	-	-
	Exhaust Fan (Conceal Type) 抽氣扇 (隱藏式)	Panasonic 樂聲牌	FV-05NU1H	/	/	/	√	√	√	√	√	√

Notes:
1. The symbol "—" as shown in the above table denotes "Not provided".
2. The symbol "／" as shown in the above table denotes "Not applicable".
3. The Vendor undertakes that if lifts or appliances of the specified brand name or model number are not installed in the Development, lifts or appliances of comparable quality will be installed.

備註：
1. 上表"—"代表"不提供"。
2. 上表"／"代表"不適用"。
3. 賣方承諾如該發展項目中沒有安裝指明的品牌名稱或產品型號的升降機或設備，便會安裝品質相若的升降機或設備。

6. Appliances Schedule - Kitchen 設備說明表 - 廚房

Location 位置	Appliances 設備	Brand Name 品牌名稱	Model Number 產品型號	Tower 1B 第1B座																					
				3/F (Garden Floor) 3樓(花園層)								5/F - 12/F, 15/F - 23/F and 25/F - 27/F 5樓 - 12樓、15樓 - 23樓及25樓 - 27樓								29/F-33/F 29樓 - 33樓					
				A	B	C	D	E	F	G	H	A	B	C	D	E	F	G	H	A	B	C	D	E	F
Open Kitchen 開放式廚房	Induction Hob (2-Cooking Zone) 電磁爐 (2個烹調區)	Siemens 西門子	EX375FXB1E	-	√	-	-	√	√	√	√	-	√	-	-	√	√	√	√	-	√	-	-	√	√
	Induction Hob (3-Cooking Zone) 電磁爐 (3個烹調區)	Siemens 西門子	EH675LDC1E	√	-	√	√	-	-	-	-	√	-	√	√	-	-	-	-	√	-	√	√	-	-
	Steam Combination Oven 蒸焗爐	Siemens 西門子	CS656GBS1B	√	-	√	√	-	√	-	-	√	-	√	√	-	√	-	-	√	-	√	√	-	√
	Microwave Oven 微波爐	Siemens 西門子	BE634LGS1B or BE634RGS1B	-	√	-	-	√	-	√	√	-	√	-	-	√	-	√	√	-	√	-	-	√	-
	Cooker Hood (Telescopic Type) 抽油煙機 (拉趟式)	Siemens 西門子	LI67SA530B	√	√	√	√	√	√	√	√	√	√	√	√	√	√	√	√	√	√	√	√	√	√
	Washer-Dryer 洗衣乾衣機	Siemens 西門子	WK14D321HK	√	√	√	√	√	√	√	√	√	√	√	√	√	√	√	√	√	√	√	√	√	√
	Fridge Freezer (Single Door) 雪櫃連冰箱 (單門)	Siemens 西門子	KI24LV20HK	-	√	-	-	√	√	√	√	-	√	-	-	√	√	√	√	-	√	-	-	√	√
	Fridge Freezer (Double Door) 雪櫃連冰箱 (雙門)	Siemens 西門子	KI34NP60HK	√	-	√	√	-	-	-	-	√	-	√	√	-	-	-	-	√	-	√	√	-	-
	Wine Cellar 酒櫃	Cristal	CW22SBS-B	√	√	√	√	√	√	√	√	√	√	√	√	√	√	√	√	√	√	√	√	√	√

Notes:
1. The symbol "—" as shown in the above table denotes "Not provided".
2. The symbol "／" as shown in the above table denotes "Not applicable".
3. The Vendor undertakes that if lifts or appliances of the specified brand name or model number are not installed in the Development, lifts or appliances of comparable quality will be installed.

備註：
1. 上表"—"代表"不提供"。
2. 上表"／"代表"不適用"。
3. 賣方承諾如該發展項目中沒有安裝指明的品牌名稱或產品型號的升降機或設備，便會安裝品質相若的升降機或設備。

6. Appliances Schedule - Kitchen 設備說明表 - 廚房

Location 位置	Appliances 設備	Brand Name 品牌名稱	Model Number 產品型號	Tower 2 第2座																	
				3/F (Garden Floor) 3樓(花園層)									5/F - 12/F, 15/F - 23/F and 25/F - 27/F 5樓 - 12樓、15樓 - 23樓及25樓 - 27樓								
				A	B	C	D	E	F	G	H	J	A	B	C	D	E	F	G	H	J
Open Kitchen 開放式廚房	Induction Hob (2-Cooking Zone) 電磁爐 (2個烹調區)	Siemens 西門子	EX375FXB1E	√	√	-	√	-	√	-	√	√	√	√	√	√	-	√	-	√	√
	Induction Hob (3-Cooking Zone) 電磁爐 (3個烹調區)	Siemens 西門子	EH675LDC1E	-	-	√	-	√	-	√	-	-	-	-	-	-	√	-	√	-	-
	Gas Hob (1-Burner) 煤氣爐 (單爐頭)	Siemens 西門子	ER326AB92X	√	-	-	-	-	-	-	-	-	√	-	√	-	-	-	-	-	-
	Steam Combination Oven 蒸焗爐	Siemens 西門子	CS656GBS1B	√	-	√	-	√	-	√	-	√	√	-	√	-	√	-	√	-	√
	Microwave Oven 微波爐	Siemens 西門子	BE634LGS1B or BE634RGS1B	-	√	-	√	-	√	-	√	-	-	√	-	√	-	√	-	√	-
	Cooker Hood (Telescopic Type) 抽油煙機 (拉趟式)	Siemens 西門子	LI67SA530B	√	√	√	√	√	√	√	√	√	√	√	√	√	√	√	√	√	√
	Washer-Dryer 洗衣乾衣機	Siemens 西門子	WK14D321HK	√	√	√	√	√	√	√	√	√	√	√	√	√	√	√	√	√	√
	Fridge Freezer (Single Door) 雪櫃連冰箱 (單門)	Siemens 西門子	KI24LV20HK	-	√	-	√	-	√	-	√	√	-	√	-	√	-	√	-	√	√
	Fridge Freezer (Double Door) 雪櫃連冰箱 (雙門)	Siemens 西門子	KI34NP60HK	√	-	√	-	√	-	√	-	-	√	-	√	-	√	-	√	-	-
	Wine Cellar 酒櫃	Cristal	CW22SBS-B	√	√	√	√	√	√	√	√	√	√	√	√	√	√	√	√	√	√
	Exhaust Fan (Conceal Type) 抽氣扇 (隱藏式)	Panasonic 樂聲牌	FV-04NU1H	√	-	√	-	-	-	-	-	-	√	-	√	-	-	-	-	-	-

Notes:
1. The symbol "—" as shown in the above table denotes "Not provided".
2. The symbol "／" as shown in the above table denotes "Not applicable".
3. The Vendor undertakes that if lifts or appliances of the specified brand name or model number are not installed in the Development, lifts or appliances of comparable quality will be installed.

備註：
1. 上表"—"代表"不提供"。
2. 上表"／"代表"不適用"。
3. 賣方承諾如該發展項目中沒有安裝指明的品牌名稱或產品型號的升降機或設備，便會安裝品質相若的升降機或設備。

6. Appliances Schedule - Kitchen 設備說明表 - 廚房

Location 位置	Appliances 設備	Brand Name 品牌名稱	Model Number 產品型號	Tower 2 第2座									
				29/F-33/F 29樓 - 33樓								35/F Penthouse Floor 35樓頂層	
				A	B	C	D	E	F	G	H	A	B
Open Kitchen 開放式廚房	Induction Hob (2-Cooking Zone) 電磁爐 (2個烹調區)	Siemens 西門子	EX375FXB1E	/	/	√	-	√	-	√	√	/	/
	Induction Hob (3-Cooking Zone) 電磁爐 (3個烹調區)	Siemens 西門子	EH675LDC1E	/	/	-	√	-	√	-	-	/	/
	Steam Combination Oven 蒸焗爐	Siemens 西門子	CS656GBS1B	/	/	-	√	-	√	-	√	/	/
	Microwave Oven 微波爐	Siemens 西門子	BE634LGS1B or BE634RGS1B	/	/	√	-	√	-	√	-	/	/
	Cooker Hood (Telescopic Type) 抽油煙機 (拉趟式)	Siemens 西門子	LI67SA530B	/	/	√	√	√	√	√	√	/	/
	Washer-Dryer 洗衣乾衣機	Siemens 西門子	WK14D321HK	/	/	√	√	√	√	√	√	/	/
	Fridge Freezer (Single Door) 雪櫃連冰箱 (單門)	Siemens 西門子	KI24LV20HK	/	/	√	-	√	-	√	√	/	/
	Fridge Freezer (Double Door) 雪櫃連冰箱 (雙門)	Siemens 西門子	KI34NP60HK	/	/	-	√	-	√	-	-	/	/
	Wine Cellar 酒櫃	Cristal	CW22SBS-B	/	/	√	√	√	√	√	√	/	/
Kitchen 廚房	Gas Hob (1-Burner) 煤氣爐 (單爐頭)	Miele	CS 1018	√	√	/	/	/	/	/	/	√	√
	Gas Hob (2-Burner) 煤氣爐 (雙爐頭)	Miele	CS 1013-1	√	√	/	/	/	/	/	/	√	√
	Barbecue Grill 燒烤爐	Miele	CS 1312 BG	√	√	/	/	/	/	/	/	√	√
	Steam Combination Oven 蒸焗爐	Miele	DGC 6400	√	√	/	/	/	/	/	/	√	√
	Microwave Oven 微波爐	Miele	M 6032	√	√	/	/	/	/	/	/	√	√
	Oven 焗爐	Miele	H 6290B	-	-	/	/	/	/	/	/	√	√
	Cooker Hood (Telescopic Type) 抽油煙機 (拉趟式)	Miele	DA 3496 HP	√	√	/	/	/	/	/	/	-	-
	Cooker Hood (Chimney Type) 抽油煙機 (煙囪式)	Miele	DA 429-6 HP	-	-	/	/	/	/	/	/	√	√
	Warming Drawer 暖碟機	Miele	ESW 6214	√	√	/	/	/	/	/	/	√	√
	Washer-Dryer 洗衣乾衣機	Siemens 西門子	WK14D321HK	√	√	/	/	/	/	/	/	-	-
	Washer-Dryer 洗衣乾衣機	Miele	WT2798IWPM	-	-	/	/	/	/	/	/	√	√
	Fridge Freezer (Double Door) 雪櫃連冰箱 (雙門)	Gaggenau 嘉格納	RY 492 301	-	-	/	/	/	/	/	/	√	-
	Fridge Freezer (Double Door) 雪櫃連冰箱 (雙門)	Miele	KFNS 37232 iD	-	-	/	/	/	/	/	/	-	√
	Fridge Freezer (Double Door) 雪櫃連冰箱 (雙門)	Siemens 西門子	KI34NP60HK	√	√	/	/	/	/	/	/	-	-
	Wine Cellar 酒櫃	Miele	KWT 6321 UG	-	-	/	/	/	/	/	/	√	√
	Wine Cellar 酒櫃	Gorenje	XWC660E	√	√	/	/	/	/	/	/	-	-
	Exhaust Fan (Conceal Type) 抽氣扇 (隱藏式)	Panasonic 樂聲牌	FV-05NU1H	√	√	/	/	/	/	/	/	√	√

Notes:

1. The symbol "—" as shown in the above table denotes "Not provided".
2. The symbol "/" as shown in the above table denotes "Not applicable".
3. The Vendor undertakes that if lifts or appliances of the specified brand name or model number are not installed in the Development, lifts or appliances of comparable quality will be installed.

備註：

1. 上表"—"代表"不提供"。
2. 上表"/"代表"不適用"。
3. 賣方承諾如該發展項目中沒有安裝指明的品牌名稱或產品型號的升降機或設備，便會安裝品質相若的升降機或設備。

6. Appliances Schedule - Bathroom 設備說明表 - 浴室

Location 位置	Appliances 設備	Brand Name 品牌名稱	Model No. 型號	Tower 1A 第1A座															
				3/F (Garden Floor) 3樓(花園層)								5/F - 12/F, 15/F - 23/F and 25/F - 27/F 5樓 - 12樓、15樓 - 23樓及25樓 - 27樓								
				B	C	D	E	F	G	H	J	A	B	C	D	E	F	G	H	J
Bathroom 浴室	Exhaust Fan (Conceal Type) 抽氣扇 (隱藏式)	Panasonic 樂聲牌	FV-04NU1H	1	1	1	1	1	1	1	1	1	1	1	1	1	1	1	1	1
	Dehumidifier 抽濕機	Cold Magic	CDH-22R2B	1	1	1	1	1	1	1	1	1	1	1	1	1	1	1	1	1

Location 位置	Appliances 設備	Brand Name 品牌名稱	Model No. 型號	Tower 1A 第1A座					
				29/F-33/F 29樓 - 33樓					
				A	B	C	D	E	F
Master Bathroom 主人浴室	Exhaust Fan (Conceal Type) 抽氣扇 (隱藏式)	Panasonic 樂聲牌	FV-04NU1H				1	1	1
	Bathroom TV 浴室電視	Oolaa	BTV19 (MG-P)				1	1	1
	Ceiling Speaker 天花揚聲器	Otewa	LD171				1	1	1
Bathroom 浴室	Exhaust Fan (Conceal Type) 抽氣扇 (隱藏式)	Panasonic 樂聲牌	FV-04NU1H	1	1	1	1	1	1
	Dehumidifier 抽濕機	Cold Magic	CDH-22R2B	1	1	1	1	1	1
Lavatory 洗手間	Exhaust Fan (Conceal Type) 抽氣扇 (隱藏式)	Panasonic 樂聲牌	FV-04NU1H				1	1	1

Notes:
1. The symbol "—" as shown in the above table denotes "Not provided".
2. The symbol "／" as shown in the above table denotes "Not applicable".
3. The Vendor undertakes that if lifts or appliances of the specified brand name or model number are not installed in the Phase, lifts or appliances of comparable quality will be installed.

備註：
1. 上表"—"代表"不提供"。
2. 上表"／"代表"不適用"。
3. 賣方承諾如期數中沒有安裝指明的品牌名稱或產品型號的升降機或設備，便會安裝品質相若的升降機或設備。

6. Appliances Schedule - Bathroom 設備說明表 - 浴室

Location 位置	Appliances 設備	Brand Name 品牌名稱	Model No. 型號	Tower 1A 第1A座 35/F Penthouse Floor 35樓頂層		
				A	B	C
Master Bathroom 主人浴室	Exhaust Fan (Conceal Type) 抽氣扇 (隱藏式)	Panasonic 樂聲牌	FV-04NU1H	1	1	1
	Bathroom TV 浴室電視	Oolaa	BTV19 (MG-P)	1	1	1
	Ceiling Speaker 天花揚聲器	Otewa	LD171	1	1	1
Bathroom 浴室	Exhaust Fan (Conceal Type) 抽氣扇 (隱藏式)	Panasonic 樂聲牌	FV-04NU1H	1	1	1
	Dehumidifier 抽濕機	Cold Magic	CDH-22R2B	1	1	1
Lavatory 洗手間	Exhaust Fan (Conceal Type) 抽氣扇 (隱藏式)	Panasonic 樂聲牌	FV-04NU1H	1	1	1

Notes:
1. The symbol "—" as shown in the above table denotes "Not provided".
2. The symbol "／" as shown in the above table denotes "Not applicable".
3. The Vendor undertakes that if lifts or appliances of the specified brand name or model number are not installed in the Phase, lifts or appliances of comparable quality will be installed.

備註：
1. 上表"—"代表"不提供"。
2. 上表"／"代表"不適用"。
3. 賣方承諾如期數中沒有安裝指明的品牌名稱或產品型號的升降機或設備，便會安裝品質相若的升降機或設備。

6. Appliances Schedule - Bathroom 設備說明表 - 浴室

Location 位置	Appliances 設備	Brand Name 品牌名稱	Model No. 型號	Tower 1B 第1B座													
				3/F (Garden Floor), 5/F - 12/F, 15/F - 23/F and 25/F - 27/F 3樓(花園層)、5樓 - 12樓、15樓 - 23樓及25樓 - 27樓								29/F-33/F 29樓 - 33樓					
				A	B	C	D	E	F	G	H	A	B	C	D	E	F
Bathroom 浴室	Exhaust Fan (Conceal Type) 抽氣扇 (隱藏式)	Panasonic 樂聲牌	FV-04NU1H	1	1	1	1	1	1	1	1	1	1	1	1	1	1
	Dehumidifier 抽濕機	Cold Magic	CDH-22R2B	1	1	1	1	1	1	1	1	1	1	1	1	1	1

Notes:

1. The symbol "—" as shown in the above table denotes "Not provided".
2. The symbol "／" as shown in the above table denotes "Not applicable".
3. The Vendor undertakes that if lifts or appliances of the specified brand name or model number are not installed in the Phase, lifts or appliances of comparable quality will be installed.

備註：

1. 上表"—"代表"不提供"。
2. 上表"／"代表"不適用"。
3. 賣方承諾如期數中沒有安裝指明的品牌名稱或產品型號的升降機或設備，便會安裝品質相若的升降機或設備。

6. Appliances Schedule - Bathroom 設備說明表 - 浴室

Location 位置	Appliances 設備	Brand Name 品牌名稱	Model No. 型號	Tower 2 第2座																	
				3/F (Garden Floor) 3樓(花園層)									5/F - 12/F, 15/F - 23/F and 25/F - 27/F 5樓 - 12樓、15樓 - 23樓及25樓 - 27樓								
				A	B	C	D	E	F	G	H	J	A	B	C	D	E	F	G	H	J
Bathroom 浴室	Exhaust Fan (Conceal Type) 抽氣扇 (隱藏式)	Panasonic 樂聲牌	FV-04NU1H	1	1	1	1	1	1	1	1	1	1	1	1	1	1	1	1	1	1
	Dehumidifier 抽濕機	Cold Magic	CDH-22R2B	1	1	1	1	1	1	1	1	1	1	1	1	1	1	1	1	1	1

Location 位置	Appliances 設備	Brand Name 品牌名稱	Model No. 型號	Tower 2 第2座							
				29/F-33/F 29樓 - 33樓							
				A	B	C	D	E	F	G	H
Master Bathroom 主人浴室	Exhaust Fan (Conceal Type) 抽氣扇 (隱藏式)	Panasonic 樂聲牌	FV-04NU1H	1	1	/	/	/	/	/	/
	Bathroom TV 浴室電視	Oolaa	BTV19 (MG-P)	1	1	/	/	/	/	/	/
	Ceiling Speaker 天花揚聲器	Otewa	LD171	1	1	/	/	/	/	/	/
Bathroom 浴室	Exhaust Fan (Conceal Type) 抽氣扇 (隱藏式)	Panasonic 樂聲牌	FV-04NU1H	1	1	1	1	1	1	1	1
	Dehumidifier 抽濕機	Cold Magic	CDH-22R2B	1	1	1	1	1	1	1	1

Notes:
1. The symbol "—" as shown in the above table denotes "Not provided".
2. The symbol "／" as shown in the above table denotes "Not applicable".
3. The Vendor undertakes that if lifts or appliances of the specified brand name or model number are not installed in the Phase, lifts or appliances of comparable quality will be installed.

備註：
1. 上表"—"代表"不提供"。
2. 上表"／"代表"不適用"。
3. 賣方承諾如期數中沒有安裝指明的品牌名稱或產品型號的升降機或設備，便會安裝品質相若的升降機或設備。

6. Appliances Schedule - Bathroom 設備說明表 - 浴室

Location 位置	Appliances 設備	Brand Name 品牌名稱	Model No. 型號	Tower 2 第2座 35/F Penthouse Floor 35樓頂層	
				A	B
Master Bathroom 主人浴室	Exhaust Fan (Conceal Type) 抽氣扇 (隱藏式)	Panasonic 樂聲牌	FV-04NU1H	1	1
	Bathroom TV 浴室電視	Oolaa	BTV19 (MG-P)	1	1
	Ceiling Speaker 天花揚聲器	Otewa	LD171	1	1
Bathroom 浴室	Exhaust Fan (Conceal Type) 抽氣扇 (隱藏式)	Panasonic 樂聲牌	FV-04NU1H	1	1
	Dehumidifier 抽濕機	Cold Magic	CDH-22R2B	1	1
Lavatory 洗手間	Exhaust Fan (Conceal Type) 抽氣扇 (隱藏式)	Panasonic 樂聲牌	FV-04NU1H	1	1

Notes:
1. The symbol "—" as shown in the above table denotes "Not provided".
2. The symbol "／" as shown in the above table denotes "Not applicable".
3. The Vendor undertakes that if lifts or appliances of the specified brand name or model number are not installed in the Phase, lifts or appliances of comparable quality will be installed.

備註：
1. 上表"—"代表"不提供"。
2. 上表"／"代表"不適用"。
3. 賣方承諾如期數中沒有安裝指明的品牌名稱或產品型號的升降機或設備，便會安裝品質相若的升降機或設備。

6. Appliances Schedule - Air-Conditioner 設備說明表 - 空調機

Location 位置	Appliances 設備	Brand Name 品牌名稱	Model No. 型號		Tower 1A 第1A座 3/F (Garden Floor) 3樓(花園層)							
					B	C	D	E	F	G	H	J
Living / Dining Room 客 / 飯廳	Split Type Air-Conditioner 分體式空調機	Panasonic 樂聲牌	Indoor Unit 室內機	CS-YE18MKA	-	-	-	-	1	1	1	1
				CS-YE24MKA	1	1	1	1	-	-	-	-
			Outdoor Unit 戶外機	CU-YE18MKA	-	-	-	-	1	1	1	1
				CU-YE24MKA	1	1	1	1	-	-	-	-
Bedroom 1 睡房1	Split Type Air-Conditioner 分體式空調機	Panasonic 樂聲牌	Indoor Unit 室內機	CS-YE9MKA	-	1						
				CS-YE18MKA	1	-						
			Outdoor Unit 戶外機	CU-YE9MKA	-	1						
				CU-YE18MKA	1	-						
Bedroom 2 睡房2	Split Type Air-Conditioner 分體式空調機	Panasonic 樂聲牌	Indoor Unit 室內機	CS-YE12MKA	-	1						
				CS-YE18MKA	1	-						
			Outdoor Unit 戶外機	CU-YE12MKA	-	1						
				CU-YE18MKA	1	-						

Notes:

1. The symbol " — " as shown in the above table denotes "Not provided".
2. The Vendor undertakes that if lifts or appliances of the specified brand name or model number are not installed in the Phase, lifts or appliances of comparable quality will be installed.

備註：

1. 上表 " — " 代表 "不提供"。
2. 賣方承諾如期數中沒有安裝指明的品牌名稱或產品型號的升降機或設備，便會安裝品質相若的升降機或設備。

6. Appliances Schedule - Air-Conditioner 設備說明表 - 空調機

Location 位置	Appliances 設備	Brand Name 品牌名稱	Model No. 型號		Tower 1A 第1A座 5/F - 12/F, 15/F - 23/F and 25/F - 27/F 5樓 - 12樓、15樓 - 23樓及25樓 - 27樓								
					A	B	C	D	E	F	G	H	J
Living / Dining Room 客 / 飯廳	Split Type Air-Conditioner 分體式空調機	Panasonic 樂聲牌	Indoor Unit 室內機	CS-YE18MKA	-	-	-	-	-	1	1	1	1
				CS-YE24MKA	1	1	1	1	1	-	-	-	-
			Outdoor Unit 戶外機	CU-YE18MKA	-	-	-	-	-	1	1	1	1
				CU-YE24MKA	1	1	1	1	1	-	-	-	-
Bedroom 1 睡房1	Split Type Air-Conditioner 分體式空調機	Panasonic 樂聲牌	Indoor Unit 室內機	CS-YE9MKA	1	-	1						
				CS-YE18MKA	-	1	-						
			Outdoor Unit 戶外機	CU-YE9MKA	1	-	1						
				CU-YE18MKA	-	1	-						
Bedroom 2 睡房2	Split Type Air-Conditioner 分體式空調機	Panasonic 樂聲牌	Indoor Unit 室內機	CS-YE12MKA	-	-	1						
				CS-YE18MKA	1	1	-						
			Outdoor Unit 戶外機	CU-YE12MKA	-	-	1						
				CU-YE18MKA	1	1	-						

Notes:
1. The symbol " — " as shown in the above table denotes "Not provided".
2. The symbol " ／ " as shown in the above table denotes "Not applicable".
3. The Vendor undertakes that if lifts or appliances of the specified brand name or model number are not installed in the Phase, lifts or appliances of comparable quality will be installed.

備註：
1. 上表 " — " 代表 "不提供"。
2. 上表 " ／ " 代表 "不適用"。
3. 賣方承諾如期數中沒有安裝指明的品牌名稱或產品型號的升降機或設備，便會安裝品質相若的升降機或設備。

6. Appliances Schedule - Air-Conditioner 設備說明表 - 空調機

Location 位置	Appliances 設備	Brand Name 品牌名稱	Model No. 型號		Tower 1A 第1A座 29/F-33/F 29樓 - 33樓					
					A	B	C	D	E	F
Living / Dining Room 客 / 飯廳	Split Type Air-Conditioner 分體式空調機	Panasonic 樂聲牌	Indoor Unit 室內機	CS-YE24MKA	1	-	1	1	1	1
				S-73MK1E5A *	-	1	-	-	-	-
			Outdoor Unit 戶外機	CU-YE24MKA	1	-	1	1	1	1
				U-4LE1H4 *	-	1	-	-	-	-
Master Bedroom 主人睡房	Split Type Air-Conditioner 分體式空調機	Panasonic 樂聲牌	Indoor Unit 室內機	CS-YE12MKA				-	1	-
				CS-YE18MKA				1	-	1
			Outdoor Unit 戶外機	CU-YE12MKA				-	1	-
				CU-YE18MKA				1	-	1
Bedroom 1 睡房1	Split Type Air-Conditioner 分體式空調機	Panasonic 樂聲牌	Indoor Unit 室內機	CS-YE9MKA	-	-	-	1	-	-
				CS-YE12MKA	1	-	1	-	-	-
				CS-E15RKDW	-	-	-	-	1^	1^
				S-56MK1E5A *	-	1^	-	-	-	-
			Outdoor Unit 戶外機	CU-YE9MKA	-	-	-	1	-	-
				CU-YE12MKA	1	-	1	-	-	-
				U-4E23JBE	-	-	-	-	1^	1^
				U-4LE1H4 *	-	1^	-	-	-	-
Bedroom 2 睡房2	Split Type Air-Conditioner 分體式空調機	Panasonic 樂聲牌	Indoor Unit 室內機	CS-YE9MKA	-	-	-	1	-	-
				CS-YE12MKA	-	-	1	-	1	1
				CS-YE18MKA	1	-	-	-	-	-
				S-56MK1E5A *	-	1^	-	-	-	-
			Outdoor Unit 戶外機	CU-YE9MKA	-	-	-	1	-	-
				CU-YE12MKA	-	-	1	-	1	1
				CU-YE18MKA	1	-	-	-	-	-
Store Room 儲物房	Split Type Air-Conditioner 分體式空調機	Panasonic 樂聲牌	Indoor Unit 室內機	CS-YE9MKA				1	-	-
				CS-E9RKDW				-	1^	1^
			Outdoor Unit 戶外機	CU-YE9MKA				1	-	-
				U-4E23JBE				-	-	-

Notes:
1. The symbol " — " as shown in the above table denotes "Not provided".
2. The symbol " ／ " as shown in the above table denotes "Not applicable".
3. The Vendor undertakes that if lifts or appliances of the specified brand name or model number are not installed in the Phase, lifts or appliances of comparable quality will be installed.

* VRF Air-Conditioner
^ Multi-Split Type Air-Conditioner

備註：
1. 上表 " — " 代表 "不提供"。
2. 上表 " ／ " 代表 "不適用"。
3. 賣方承諾如期數中沒有安裝指明的品牌名稱或產品型號的升降機或設備，便會安裝品質相若的升降機或設備。

* VRF 空調機
^ 多聯分體式空調機

6. Appliances Schedule - Air-Conditioner 設備說明表 - 空調機

Location 位置	Appliances 設備	Brand Name 品牌名稱	Model No. 型號		Tower 1A 第1A座 35/F Penthouse Floor 35樓頂層		
					A	B	C
Living / Dining Room 客 / 飯廳	Split Type Air-Conditioner 分體式空調機	Panasonic 樂聲牌	Indoor Unit 室內機	CS-F28DD3E5#	1	1	1
				CS-ME27PD4Z#	1^	1^	1^
			Outdoor Unit 戶外機	CU-YL28HBE5#	1	1	1
				CU-4E34PBZ#	1^	1^	1^
Master Bedroom 主人睡房	Split Type Air-Conditioner 分體式空調機	Panasonic 樂聲牌	Indoor Unit 室內機	CS-YE9MKA	-	1	1
				CS-YE12MKA	2	-	-
				CS-YE18MKA	-	1	1
			Outdoor Unit 戶外機	CU-YE9MKA	-	1	1
				CU-YE12MKA	2	-	-
				CU-YE18MKA	-	1	1
Bedroom 1 睡房1	Split Type Air-Conditioner 分體式空調機	Panasonic 樂聲牌	Indoor Unit 室內機	CS-YE12MKA	1	1	1
			Outdoor Unit 戶外機	CU-YE12MKA	1	1	1
Bedroom 2 睡房2	Split Type Air-Conditioner 分體式空調機	Panasonic 樂聲牌	Indoor Unit 室內機	CS-YE12MKA	1	-	1
				CS-YE18MKA	-	1	-
			Outdoor Unit 戶外機	CU-YE12MKA	1	-	1
				CU-YE18MKA	-	1	-
Bedroom 3 睡房3	Split Type Air-Conditioner 分體式空調機	Panasonic 樂聲牌	Indoor Unit 室內機	CS-YE9MKA	-	1	-
				CS-YE12MKA	1	-	1
			Outdoor Unit 戶外機	CU-YE9MKA	-	1	-
				CU-YE12MKA	1	-	1
Store Room 儲物房	Split Type Air-Conditioner 分體式空調機	Panasonic 樂聲牌	Indoor Unit 室內機	CS-YE9MKA	1	1	1
			Outdoor Unit 戶外機	CU-YE9MKA	1	1	1
Kitchen 廚房	Split Type Air-Conditioner 分體式空調機	Panasonic 樂聲牌	Indoor Unit 室內機	CS-ME12PD4Z#	1^	1^	1^

Notes:
1. The symbol " — " as shown in the above table denotes "Not provided".
2. The symbol " ／ " as shown in the above table denotes "Not applicable".
3. The Vendor undertakes that if lifts or appliances of the specified brand name or model number are not installed in the Phase, lifts or appliances of comparable quality will be installed.

^ Multi-Split Type Air-Conditioner
# Conceal Duct Air-Conditioner

備註：
1. 上表 " — " 代表 "不提供"。
2. 上表 " ／ " 代表 "不適用"。
3. 賣方承諾如期數中沒有安裝指明的品牌名稱或產品型號的升降機或設備，便會安裝品質相若的升降機或設備。

^ 多聯分體式空調機
# 隱藏式管道空調機

6. Appliances Schedule - Air-Conditioner 設備說明表 - 空調機

Location 位置	Appliances 設備	Brand Name 品牌名稱	Model No. 型號		Tower 1B 第1B座 3/F (Garden Floor), 5/F - 12/F, 15/F - 23/F and 25/F - 27/F 3樓(花園層)、5樓 - 12樓、15樓 - 23樓及25樓 - 27樓							
					A	B	C	D	E	F	G	H
Living / Dining Room 客 / 飯廳	Split Type Air-Conditioner 分體式空調機	Panasonic 樂聲牌	Indoor Unit 室內機	CS-YE18MKA	1	1	-	-	1	-	-	-
				CS-YE24MKA	-	-	1	1	-	1	1	1
			Outdoor Unit 戶外機	CU-YE18MKA	1	1	-	-	1	-	-	-
				CU-YE24MKA	-	-	1	1	-	1	1	1
Bedroom 1 睡房1	Split Type Air-Conditioner 分體式空調機	Panasonic 樂聲牌	Indoor Unit 室內機	CS-YE9MKA	1	-	1	1	-	-		
				CS-YE12MKA	-	-	-	-	1	1		
				CS-YE18MKA	-	1	-	-	-	-		
			Outdoor Unit 戶外機	CU-YE9MKA	1	-	1	1	-	-		
				CU-YE12MKA	-	-	-	-	1	1		
				CU-YE18MKA	-	1	-	-	-	-		
Bedroom 2 睡房2	Split Type Air-Conditioner 分體式空調機	Panasonic 樂聲牌	Indoor Unit 室內機	CS-YE9MKA	-		-	-		1		
				CS-YE12MKA	1		1	-		-		
				CS-YE18MKA	-		-	1		-		
			Outdoor Unit 戶外機	CU-YE9MKA	-		-	-		1		
				CU-YE12MKA	1		1	-		-		
				CU-YE18MKA	-		-	1		-		

Notes:
1. The symbol " — " as shown in the above table denotes "Not provided".
2. The symbol " ／ " as shown in the above table denotes "Not applicable".
3. The Vendor undertakes that if lifts or appliances of the specified brand name or model number are not installed in the Phase, lifts or appliances of comparable quality will be installed.

備註：
1. 上表 " — " 代表 "不提供"。
2. 上表 " ／ " 代表 "不適用"。
3. 賣方承諾如期數中沒有安裝指明的品牌名稱或產品型號的升降機或設備，便會安裝品質相若的升降機或設備。

6. Appliances Schedule - Air-Conditioner 設備說明表 - 空調機

Location 位置	Appliances 設備	Brand Name 品牌名稱	Model No. 型號		Tower 1B 第1B座 29/F-33/F 29樓 - 33樓					
					A	B	C	D	E	F
Living / Dining Room 客 / 飯廳	Split Type Air-Conditioner 分體式空調機	Panasonic 樂聲牌	Indoor Unit 室內機	CS-YE18MKA	-	1	-	-	-	-
				CS-YE24MKA	1	-	1	1	1	1
			Outdoor Unit 戶外機	CU-YE18MKA	-	1	-	-	-	-
				CU-YE24MKA	1	-	1	1	1	1
Bedroom 1 睡房1	Split Type Air-Conditioner 分體式空調機	Panasonic 樂聲牌	Indoor Unit 室內機	CS-YE9MKA	1	-	1	-	-	-
				CS-YE12MKA	-	1	-	1	1	1
			Outdoor Unit 戶外機	CU-YE9MKA	1	-	1	-	-	-
				CU-YE12MKA	-	1	-	1	1	1
Bedroom 2 睡房2	Split Type Air-Conditioner 分體式空調機	Panasonic 樂聲牌	Indoor Unit 室內機	CS-YE9MKA	-		-	-		1
				CS-YE12MKA	1		1	1		-
			Outdoor Unit 戶外機	CU-YE9MKA	-		-	-		1
				CU-YE12MKA	1		1	1		-

Notes:
1. The symbol " — " as shown in the above table denotes "Not provided".
2. The symbol " ／ " as shown in the above table denotes "Not applicable".
3. The Vendor undertakes that if lifts or appliances of the specified brand name or model number are not installed in the Phase, lifts or appliances of comparable quality will be installed.

備註：
1. 上表 " — " 代表 "不提供"。
2. 上表 " ／ " 代表 "不適用"。
3. 賣方承諾如期數中沒有安裝指明的品牌名稱或產品型號的升降機或設備，便會安裝品質相若的升降機或設備。

6. Appliances Schedule - Air-Conditioner 設備說明表 - 空調機

Location 位置	Appliances 設備	Brand Name 品牌名稱	Model No. 型號		Tower 2 第2座 3/F (Garden Floor), 5/F - 12/F, 15/F - 23/F and 25/F - 27/F 3樓(花園層)、5樓 - 12樓、15樓 - 23樓及25樓 - 27樓								
					A	B	C	D	E	F	G	H	J
Living / Dining Room 客 / 飯廳	Split Type Air-Conditioner 分體式空調機	Panasonic 樂聲牌	Indoor Unit 室內機	CS-YE18MKA	-	1	-	-	-	1	-	1	-
				CS-YE24MKA	1	-	1	1	1	-	1	-	1
			Outdoor Unit 戶外機	CU-YE18MKA	-	1	-	-	-	1	-	1	-
				CU-YE24MKA	1	-	1	1	1	-	1	-	1
Bedroom 1 睡房1	Split Type Air-Conditioner 分體式空調機	Panasonic 樂聲牌	Indoor Unit 室內機	CS-YE9MKA	1	-	1	/	-	-	-	-	1
				CS-YE12MKA	-	1	-	/	1	1	1	1	-
			Outdoor Unit 戶外機	CU-YE9MKA	1	-	1	/	-	-	-	-	1
				CU-YE12MKA	-	1	-	/	1	1	1	1	-
Bedroom 2 睡房2	Split Type Air-Conditioner 分體式空調機	Panasonic 樂聲牌	Indoor Unit 室內機	CS-YE12MKA	-	/	-	/	1	/	-	/	1
				CS-YE18MKA	1	/	1	/	-	/	1	/	-
			Outdoor Unit 戶外機	CU-YE12MKA	-	/	-	/	1	/	-	/	1
				CU-YE18MKA	1	/	1	/	-	/	1	/	-

Notes:
1. The symbol " — " as shown in the above table denotes "Not provided".
2. The symbol " / " as shown in the above table denotes "Not applicable".
3. The Vendor undertakes that if lifts or appliances of the specified brand name or model number are not installed in the Phase, lifts or appliances of comparable quality will be installed.

備註：
1. 上表 " — " 代表 "不提供"。
2. 上表 " / " 代表 "不適用"。
3. 賣方承諾如期數中沒有安裝指明的品牌名稱或產品型號的升降機或設備，便會安裝品質相若的升降機或設備。

6. Appliances Schedule - Air-Conditioner 設備說明表 - 空調機

Location 位置	Appliances 設備	Brand Name 品牌名稱	Model No. 型號		Tower 2 第2座 29/F-33/F 29樓 - 33樓							
					A	B	C	D	E	F	G	H
Living / Dining Room 客 / 飯廳	Split Type Air-Conditioner 分體式空調機	Panasonic 樂聲牌	Indoor Unit 室內機	CS-YE18MKA	-	-	-	-	-	-	1	-
				CS-YE24MKA	1	1	1	1	1	1	-	1
			Outdoor Unit 戶外機	CU-YE18MKA	-	-	-	-	-	-	1	-
				CU-YE24MKA	1	1	1	1	1	1	-	1
Master Bedroom 主人睡房	Split Type Air-Conditioner 分體式空調機	Panasonic 樂聲牌	Indoor Unit 室內機	CS-YE18MKA	1	1						
			Outdoor Unit 戶外機	CU-YE18MKA	1	1						
Bedroom 1 睡房1	Split Type Air-Conditioner 分體式空調機	Panasonic 樂聲牌	Indoor Unit 室內機	CS-YE9MKA	-	-		-	-	-	-	1
				CS-YE12MKA	1	1		1	1	1	1	-
			Outdoor Unit 戶外機	CU-YE9MKA	-	-		-	-	-	-	1
				CU-YE12MKA	1	1		1	1	1	1	-
Bedroom 2 睡房2	Split Type Air-Conditioner 分體式空調機	Panasonic 樂聲牌	Indoor Unit 室內機	CS-YE12MKA	1	1		1	-	1		1
			Outdoor Unit 戶外機	CU-YE12MKA	1	1		1	-	1		1

Notes:
1. The symbol " — " as shown in the above table denotes "Not provided".
2. The symbol " ／ " as shown in the above table denotes "Not applicable".
3. The Vendor undertakes that if lifts or appliances of the specified brand name or model number are not installed in the Phase, lifts or appliances of comparable quality will be installed.

備註：
1. 上表 " — " 代表 "不提供"。
2. 上表 " ／ " 代表 "不適用"。
3. 賣方承諾如期數中沒有安裝指明的品牌名稱或產品型號的升降機或設備，便會安裝品質相若的升降機或設備。

6. Appliances Schedule - Air-Conditioner 設備說明表 - 空調機

Location 位置	Appliances 設備	Brand Name 品牌名稱	Model No. 型號		Tower 2 第2座 35/F Penthouse Floor 35樓頂層 A	B
Living / Dining Room 客 / 飯廳	Split Type Air-Conditioner 分體式空調機	Panasonic 樂聲牌	Indoor Unit 室內機	CS-F24DD3E5#	1	-
				CS-F28DD3E5#	1	1
				CS-ME27PD4Z#	1^	1^
			Outdoor Unit 戶外機	CU-YL24HBE5#	1	-
				CU-YL28HBE5#	1	1
				CU-4E34PBZ#	1^	1^
Master Bedroom 主人睡房	Split Type Air-Conditioner 分體式空調機	Panasonic 樂聲牌	Indoor Unit 室內機	CS-YE12MKA	2	-
				CS-YE18MKA	-	1
			Outdoor Unit 戶外機	CU-YE12MKA	2	-
				CU-YE18MKA	-	1
Bedroom 1 睡房1	Split Type Air-Conditioner 分體式空調機	Panasonic 樂聲牌	Indoor Unit 室內機	CS-YE12MKA	1	1
			Outdoor Unit 戶外機	CU-YE12MKA	1	1
Bedroom 2 睡房2	Split Type Air-Conditioner 分體式空調機	Panasonic 樂聲牌	Indoor Unit 室內機	CS-E15RKDW	1^	1^
			Outdoor Unit 戶外機	U-4E23JBE	1^	1^
Bedroom 3 睡房3	Split Type Air-Conditioner 分體式空調機	Panasonic 樂聲牌	Indoor Unit 室內機	CS-YE18MKA	1	
			Outdoor Unit 戶外機	CU-YE18MKA	1	
Store Room 儲物房	Split Type Air-Conditioner 分體式空調機	Panasonic 樂聲牌	Indoor Unit 室內機	CS-E9RKDW	1^	1^
Kitchen 廚房	Split Type Air-Conditioner 分體式空調機	Panasonic 樂聲牌	Indoor Unit 室內機	CS-ME12PD4Z#	1^	1^

Notes:
1. The symbol " — " as shown in the above table denotes "Not provided".
2. The symbol " ／ " as shown in the above table denotes "Not applicable".
3. The Vendor undertakes that if lifts or appliances of the specified brand name or model number are not installed in the Phase, lifts or appliances of comparable quality will be installed.

Conceal Duct Air-Conditioner
^ Multi-Split Type Air-Conditioner

備註：
1. 上表"—"代表"不提供"。
2. 上表"／"代表"不適用"。
3. 賣方承諾如期數中沒有安裝指明的品牌名稱或產品型號的升降機或設備，便會安裝品質相若的升降機或設備。

隱藏式管道空調機
^ 多聯分體式空調機

6. Appliances Schedule - Water Heater 設備說明表 - 熱水爐

Location 位置	Appliances 設備	Brand Name 品牌名稱	Model No. 型號	Tower 1A 第1A座																
				3/F (Garden Floor) 3樓(花園層)								5/F - 12/F, 15/F - 23/F and 25/F - 27/F 5樓 - 12樓、15樓 - 23樓及25樓 - 27樓								
				B	C	D	E	F	G	H	J	A	B	C	D	E	F	G	H	J
Balcony 露台	Gas Water Heater 煤氣熱水爐	TGC	TGC -TNJW221 TFQL	1*	1*	1*	1*	1*	1*	1*	1*	1*	1*	1*	1*	1*	1*	1*	1*	1*

Location 位置	Appliances 設備	Brand Name 品牌名稱	Model No. 型號	Tower 1A 第1A座					
				29/F-33/F 29樓 - 33樓					
				A	B	C	D	E	F
Balcony 露台	Gas Water Heater 煤氣熱水爐	TGC	TGC -TNJW221 TFQL	1*	1*	1*	2	2	2
Kitchen 廚房	Electrical Water Heater 電熱水爐	Stiebel Eltron 斯寶亞創	DHM 6				1	1	1

Location 位置	Appliances 設備	Brand Name 品牌名稱	Model No. 型號	Tower 1A 第1A座		
				35/F Penthouse Floor 35樓頂層		
				A	B	C
Balcony 露台	Gas Water Heater 煤氣熱水爐	TGC	TGC -TNJW221 TFQL	-	2	2
Kitchen 廚房	Gas Water Heater 煤氣熱水爐	TGC	TGC -TNJW221 TFQL	2	-	-
Kitchen 廚房	Electrical Water Heater 電熱水爐	Stiebel Eltron 斯寶亞創	DHM 6	1	1	1

Notes:

1. The symbol " — " as shown in the above table denotes "Not provided".
2. The Vendor undertakes that if lifts or appliances of the specified brand name or model number are not installed in the Phase, lifts or appliances of comparable quality will be installed.
3. The symbol " * " as shown in the above table denotes the gas water heater serving hot water supply for kitchen and bathroom.

備註：

1. 上表 " — " 代表 "不提供"。
2. 賣方承諾如期數中沒有安裝指明的品牌名稱或產品型號的升降機或設備，便會安裝品質相若的升降機或設備。
3. 上表" * "代表該煤氣熱水爐供應熱水給廚房及浴室。

6. Appliances Schedule - Water Heater 設備說明表 - 熱水爐

Location 位置	Appliances 設備	Brand Name 品牌名稱	Model No. 型號	Tower 1B 第1B座													
				3/F (Garden Floor), 5/F - 12/F, 15/F - 23/F and 25/F - 27/F 3樓(花園層)、5樓 - 12樓、15樓 - 23樓及25樓 - 27樓								29/F-33/F 29樓 - 33樓					
				A	B	C	D	E	F	G	H	A	B	C	D	E	F
Balcony 露台	Gas Water Heater 煤氣熱水爐	TGC	TGC -TNJW221 TFQL	1*	1*	1*	1*	1*	1*	1*	1*	1*	1*	1*	1*	1*	1*

Notes:

1. The symbol " — " as shown in the above table denotes "Not provided".
2. The Vendor undertakes that if lifts or appliances of the specified brand name or model number are not installed in the Phase, lifts or appliances of comparable quality will be installed.
3. The symbol " * " as shown in the above table denotes the gas water heater serving hot water supply for kitchen and bathroom.

備註：

1. 上表" — " 代表"不提供"。
2. 賣方承諾如期數中沒有安裝指明的品牌名稱或產品型號的升降機或設備，便會安裝品質相若的升降機或設備。
3. 上表" * "代表該煤氣熱水爐供應熱水給廚房及浴室。

6. Appliances Schedule - Water Heater 設備說明表 - 熱水爐

Location 位置	Appliances 設備	Brand Name 品牌名稱	Model No. 型號	Tower 2 第2座																	
				3/F (Garden Floor) 3樓(花園層)									5/F - 12/F, 15/F - 23/F and 25/F - 27/F 5樓 - 12樓、15樓 - 23樓及25樓 - 27樓								
				A	B	C	D	E	F	G	H	J	A	B	C	D	E	F	G	H	J
Balcony 露台	Gas Water Heater 煤氣熱水爐	TGC	TGC -TNJW221 TFQL	1*	1*	1*	1*	1*	1*	1*	1*	1*	1*	1*	1*	1*	1*	1*	1*	1*	1*

Location 位置	Appliances 設備	Brand Name 品牌名稱	Model No. 型號	Tower 2 第2座							
				29/F-33/F 29樓 - 33樓							
				A	B	C	D	E	F	G	H
Balcony 露台	Gas Water Heater 煤氣熱水爐	TGC	TGC -TNJW221 TFQL	2	2	1*	1*	1*	1*	1*	1*
Kitchen 廚房	Electrical Water Heater 電熱水爐	Stiebel Eltron 斯寶亞創	DHM 6	1	1	-	-	-	-	-	-

Location 位置	Appliances 設備	Brand Name 品牌名稱	Model No. 型號	Tower 2 第2座	
				35/F Penthouse Floor 35樓頂層	
				A	B
Balcony 露台	Gas Water Heater 煤氣熱水爐	TGC	TGC -TNJW221 TFQL	-	2
Kitchen 廚房	Gas Water Heater 煤氣熱水爐	TGC	TGC -TNJW221 TFQL	2	-
Kitchen 廚房	Electrical Water Heater 電熱水爐	Stiebel Eltron 斯寶亞創	DHM 6	1	1

Notes:

1. The symbol " — " as shown in the above table denotes "Not provided".
2. The Vendor undertakes that if lifts or appliances of the specified brand name or model number are not installed in the Phase, lifts or appliances of comparable quality will be installed.
3. The symbol " * " as shown in the above table denotes the gas water heater serving hot water supply for kitchen and bathroom.

備註：

1. 上表 " — " 代表 "不提供"。
2. 賣方承諾如期數中沒有安裝指明的品牌名稱或產品型號的升降機或設備，便會安裝品質相若的升降機或設備。
3. 上表" * "代表該煤氣熱水爐供應熱水給廚房及浴室。

Schedule of Mechanical and Electrical Provisions 機電裝置數量説明表

Location 位置	Exposed Type 外露型	Non-exposed Type 非外露型	Tower 1A 第1A座																
			3/F (Garden Floor) 3樓(花園層)								5/F - 12/F, 15/F - 23/F and 25/F - 27/F 5樓 - 12樓、15樓 - 23樓及25樓 - 27樓								
			B	C	D	E	F	G	H	J	A	B	C	D	E	F	G	H	J
Living / Dining Room 客 / 飯廳	TV / FM Connection Point 電視 / 電台天線接駁點	—	2	2	2	2	2	2	2	2	2	2	2	2	2	2	2	2	2
	Telephone Connection Point 電話接駁點	—	2	2	2	2	2	2	2	2	2	2	2	2	2	2	2	2	2
	Equipment Switch 設備開關	—	2	2	2	2	2	2	2	2	2	2	2	2	2	2	2	2	2
	Single Socket Outlet 單位電插座	—	1	1	1	1	1	1	1	1	1	1	1	1	1	1	1	1	1
	Twin Socket Outlet 雙位電插座	—	2	2	2	2	2	2	2	2	2	2	2	2	2	2	2	2	2
	Door Phone 門口對講機	—	1	1	1	1	1	1	1	1	1	1	1	1	1	1	1	1	1
	Door Bell 門鐘	—	1	1	1	1	1	1	1	1	1	1	1	1	1	1	1	1	1
	Lighting Switch 燈飾開關	—	5	5	4	3	3	3	3	4	5	5	5	4	3	3	3	3	4
	Lighting Point 燈位	—	4	4	3	3	3	3	3	3	4	4	4	3	3	3	3	3	3
Bedroom 1 睡房1	TV / FM Connection Point 電視 / 電台天線接駁點	—	1	1	/	/	/	/	/	/	1	1	1	/	/	/	/	/	/
	Telephone Connection Point 電話接駁點	—	1	1	/	/	/	/	/	/	1	1	1	/	/	/	/	/	/
	Equipment Switch 設備開關	—	1	1	/	/	/	/	/	/	1	1	1	/	/	/	/	/	/
	Single Socket Outlet 單位電插座	—	1	1	/	/	/	/	/	/	1	1	1	/	/	/	/	/	/
	Twin Socket Outlet 雙位電插座	—	1	1	/	/	/	/	/	/	1	1	1	/	/	/	/	/	/
	Lighting Switch 燈飾開關	—	2	1	/	/	/	/	/	/	1	1	1	/	/	/	/	/	/
	Lighting Point 燈位	—	1	1	/	/	/	/	/	/	1	1	1	/	/	/	/	/	/

Notes:
1. The symbol "—" as shown in the above table denotes "Not provided".
2. The symbol "／" as shown in the above table denotes "Not applicable".

備註：
1. 上表"—"代表"不提供"。
2. 上表"／"代表"不適用"。

Schedule of Mechanical and Electrical Provisions 機電裝置數量説明表

Location 位置	Exposed Type 外露型	Non-exposed Type 非外露型	Tower 1A 第1A座																
			3/F (Garden Floor) 3樓(花園層)								5/F - 12/F, 15/F - 23/F and 25/F - 27/F 5樓 - 12樓、15樓 - 23樓及25樓 - 27樓								
			B	C	D	E	F	G	H	J	A	B	C	D	E	F	G	H	J
Bedroom 2 睡房2	TV / FM Connection Point 電視 / 電台天線接駁點	—	1	1	/	/	/	/	/	/	1	1	1	/	/	/	/	/	/
	Telephone Connection Point 電話接駁點	—	1	1	/	/	/	/	/	/	1	1	1	/	/	/	/	/	/
	Equipment Switch 設備開關	—	1	1	/	/	/	/	/	/	1	1	1	/	/	/	/	/	/
	Single Socket Outlet 單位電插座	—	1	1	/	/	/	/	/	/	1	1	1	/	/	/	/	/	/
	Twin Socket Outlet 雙位電插座	—	1	1	/	/	/	/	/	/	1	1	1	/	/	/	/	/	/
	Lighting Switch 燈飾開關	—	1	1	/	/	/	/	/	/	1	1	1	/	/	/	/	/	/
	Lighting Point 燈位	—	1	1	/	/	/	/	/	/	2	1	1	/	/	/	/	/	/
Kitchen / Open Kitchen 廚房 / 開放式廚房	Twin Socket Outlet 雙位電插座	—	1	1	1	1	1	1	1	1	1	1	1	1	1	1	1	1	1
	—	Power Connection Point for Induction Hob 電磁爐電接駁點	1	1	1	1	1	1	1	1	1	1	1	1	1	1	1	1	1
	—	Power Connection Point for Steam Combination Oven 蒸焗爐電接駁點	1	1	-	-	-	-	-	-	1	1	1	-	-	-	-	-	-
	—	Single Socket Outlet for Microwave Oven 單位電插座供微波爐	-	-	1	1	1	1	1	1	-	-	-	1	1	1	1	1	1
	—	Single Socket Outlet for Wine Cellar 單位電插座供酒櫃	1	1	1	1	1	1	1	1	1	1	1	1	1	1	1	1	1
	—	Fused Power Connection Point for Cooker Hood 有菲士抽油煙機電接駁點	1	1	1	1	1	1	1	1	1	1	1	1	1	1	1	1	1
	—	Single Socket Outlet for Washer-Dryer 單位電插座供洗衣乾衣機	1	1	1	1	1	1	1	1	1	1	1	1	1	1	1	1	1
	—	Single Socket Outlet for Refrigerator 單位電插座供雪櫃	1	1	1	1	1	1	1	1	1	1	1	1	1	1	1	1	1
	—	Towngas Connection Point 煤氣接駁點	1	1	1	1	1	1	1	1	1	1	1	1	1	1	1	1	1
	Lighting Point 燈位	—	1	1	1	1	1	1	1	1	1	1	1	1	1	1	1	1	1

Notes:
1. The symbol "—" as shown in the above table denotes "Not provided".
2. The symbol "／" as shown in the above table denotes "Not applicable".

備註：
1. 上表"—"代表"不提供"。
2. 上表"／"代表"不適用"。

Schedule of Mechanical and Electrical Provisions 機電裝置數量說明表

Location 位置	Exposed Type 外露型	Non-exposed Type 非外露型	Tower 1A 第1A座																
			3/F (Garden Floor) 3樓(花園層)								5/F - 12/F, 15/F - 23/F and 25/F - 27/F 5樓 - 12樓、15樓 - 23樓及25樓 - 27樓								
			B	C	D	E	F	G	H	J	A	B	C	D	E	F	G	H	J
Bathroom 浴室	—	Single Socket Outlet 單位電插座	1	1	1	1	1	1	1	1	1	1	1	1	1	1	1	1	1
	—	Fused Power Connection Point for Exhaust Fan 有菲士抽氣扇電接駁點	1	1	1	1	1	1	1	1	1	1	1	1	1	1	1	1	1
	—	Fused Power Connection Point for Dehumidifier 有菲士抽濕機電接駁點	1	1	1	1	1	1	1	1	1	1	1	1	1	1	1	1	1
	Lighting Point 燈位	—	3	3	3	3	3	3	3	3	3	3	3	3	3	3	3	3	3
Balcony 露台	—	Fused Power Connection Point for Gas Water Heater 有菲士煤氣熱水爐電接駁點	1	1	1	1	1	1	1	1	1	1	1	1	1	1	1	1	1
	Lighting Point 燈位	—	1	1	1	1	1	1	1	1	1	1	1	1	1	1	1	1	1
Utility Platform 工作平台	Lighting Point 燈位	—	/	/	1	/	/	/	/	1	/	/	/	1	/	/	/	/	1
Flat Roof 平台	Weatherproof Single Socket Outlet 防水單位電插座	—	1	1	1	1	1	1	1	1	/	/	/	/	/	/	/	/	/
	Lighting Point 燈位	—	4	3	1	1	1	1	1	2	/	/	/	/	/	/	/	/	/

Notes:
1. The symbol "—" as shown in the above table denotes "Not provided".
2. The symbol "／" as shown in the above table denotes "Not applicable".

備註：
1. 上表"—"代表"不提供"。
2. 上表"／"代表"不適用"。

Schedule of Mechanical and Electrical Provisions 機電裝置數量説明表

Location 位置	Exposed Type 外露型	Non-exposed Type 非外露型	Tower 1A 第1A座 29/F-33/F 29樓 - 33樓					
			A	B	C	D	E	F
Living / Dining Room 客 / 飯廳	TV / FM Connection Point 電視 / 電台天線接駁點	—	2	2	2	2	2	2
	Telephone Connection Point 電話接駁點	—	2	2	2	2	2	2
	Equipment Switch 設備開關	—	2	2	2	4	4	4
	Single Socket Outlet 單位電插座	—	1	1	1	-	-	-
	Twin Socket Outlet 雙位電插座	—	2	2	2	3	3	3
	Door Phone 門口對講機	—	1	1	1	1	1	1
	Door Bell 門鐘	—	1	1	1	-	-	-
	Lighting Switch 燈飾開關	—	5	5	5	6	6	6
	Lighting Point 燈位	—	4	4	4	6	5	5
Master Bedroom 主人睡房	TV / FM Connection Point 電視 / 電台天線接駁點	—	／	／	／	1	1	1
	Telephone Connection Point 電話接駁點	—	／	／	／	1	1	1
	Equipment Switch 設備開關	—	／	／	／	2	2	2
	Twin Socket Outlet 雙位電插座	—	／	／	／	2	2	2
	Lighting Switch 燈飾開關	—	／	／	／	3	2	2
	Lighting Point 燈位	—	／	／	／	3	3	3

Notes:
1. The symbol “ — ” as shown in the above table denotes “Not provided”.
2. The symbol “ ／ ” as shown in the above table denotes “Not applicable”.

備註：
1. 上表“ — ”代表“不提供”。
2. 上表“ ／ ”代表“不適用”。

Schedule of Mechanical and Electrical Provisions 機電裝置數量說明表

Location 位置	Exposed Type 外露型	Non-exposed Type 非外露型	Tower 1A 第1A座 29/F-33/F 29樓 - 33樓					
			A	B	C	D	E	F
Bedroom 1 睡房1	TV / FM Connection Point 電視 / 電台天線接駁點	—	1	1	1	1	1	1
	Telephone Connection Point 電話接駁點	—	1	1	1	1	1	1
	Equipment Switch 設備開關	—	1	1	1	1	1	1
	Single Socket Outlet 單位電插座	—	1	1	1	-	-	-
	Twin Socket Outlet 雙位電插座	—	1	1	1	2	2	2
	Lighting Switch 燈飾開關	—	1	1	1	1	1	1
	Lighting Point 燈位	—	1	1	1	1	1	1
Bedroom 2 睡房2	TV / FM Connection Point 電視 / 電台天線接駁點	—	1	1	1	1	1	1
	Telephone Connection Point 電話接駁點	—	1	1	1	1	1	1
	Equipment Switch 設備開關	—	1	1	1	1	1	1
	Single Socket Outlet 單位電插座	—	1	1	1	-	-	-
	Twin Socket Outlet 雙位電插座	—	1	1	1	2	2	2
	Lighting Switch 燈飾開關	—	1	1	1	1	1	1
	Lighting Point 燈位	—	2	1	1	1	1	1

Notes:
1. The symbol " — " as shown in the above table denotes "Not provided".
2. The symbol " ／ " as shown in the above table denotes "Not applicable".

備註：
1. 上表 " — " 代表 "不提供"。
2. 上表 " ／ " 代表 "不適用"。

Schedule of Mechanical and Electrical Provisions 機電裝置數量説明表

Location 位置	Exposed Type 外露型	Non-exposed Type 非外露型	Tower 1A 第1A座 29/F-33/F 29樓 - 33樓					
			A	B	C	D	E	F
Kitchen / Open Kitchen 廚房 / 開放式廚房	Twin Socket Outlet 雙位電插座	—	1	1	1	2	2	2
	—	Power Connection Point for Induction Hob 電磁爐電接駁點	1	1	1	-	-	-
	—	Power Connection Point for Steam Combination Oven 蒸焗爐電接駁點	1	1	1	1	1	1
	—	Single Socket Outlet for Microwave Oven 單位電插座供微波爐	-	-	-	1	1	1
	—	Single Socket Outlet for Wine Cellar 單位電插座供酒櫃	1	1	1	1	1	1
	—	Fused Power Connection Point for Cooker Hood 有非士抽油煙機電接駁點	1	1	1	1	1	1
	—	Single Socket Outlet for Washer-Dryer 單位電插座供洗衣乾衣機	1	1	1	1	1	1
	—	Single Socket Outlet for Refrigerator 單位電插座供雪櫃	1	1	1	1	1	1
	—	Towngas Connection Point 煤氣接駁點	1	1	1	1	1	1
	—	Fused Power Connection Point for Gas Hob 有非士煤氣爐電接駁點	-	-	-	2	2	2
	—	Fused Power Connection Point for Exhaust Fan 有非士抽氣扇電接駁點	-	-	-	1	1	1
	—	Power Connection Point for Electric Water Heater 電熱水爐電接駁點	-	-	-	1	1	1
	—	Single Socket Outlet for Warming Drawer 單位電插座供暖碟機	-	-	-	1	1	1
	—	Fused Power Connection Point for Barbecue Grille 有非士燒烤爐電接駁點	-	-	-	1	1	1
	Lighting Point 燈位	—	1	1	1	4	4	4
	Door Bell 門鐘	—	-	-	-	1	1	1

Notes:
1. The symbol "—" as shown in the above table denotes "Not provided".
2. The symbol "／" as shown in the above table denotes "Not applicable".

備註：
1. 上表"—"代表"不提供"。
2. 上表"／"代表"不適用"。

Schedule of Mechanical and Electrical Provisions 機電裝置數量説明表

Location 位置	Exposed Type 外露型	Non-exposed Type 非外露型	Tower 1A 第1A座 29/F-33/F 29樓 - 33樓					
			A	B	C	D	E	F
Master Bathroom 主人浴室	—	Single Socket Outlet 單位電插座	/	/	/	2	2	2
	—	TV / FM Connection Point 電視 / 電台天線接駁點	/	/	/	1	1	1
	—	Fused Power Connection Point for Exhaust Fan 有非士抽氣扇電接駁點	/	/	/	1	1	1
	—	Fused Power Connection Point for Dehumidifier 有非士抽濕機電接駁點	/	/	/	1	1	1
	Lighting Point 燈位	—	/	/	/	7*	6*	6*
Bathroom 浴室	—	Single Socket Outlet 單位電插座	1	1	1	1	1	1
	—	Fused Power Connection Point for Exhaust Fan 有非士抽氣扇電接駁點	1	1	1	1	1	1
	—	Fused Power Connection Point for Dehumidifier 有非士抽濕機電接駁點	1	1	1	1	1	1
	Lighting Point 燈位	—	3	3	3	4	4	4
Store Room 儲物房	Equipment Switch 設備開關	—	/	/	/	2	2	2
	Single Socket Outlet 單位電插座	—	/	/	/	1	1	1
	Lighting Switch 燈飾開關	—	/	/	/	1	1	1
	Lighting Point 燈位	—	/	/	/	1	1	1
Lavotary inside Store Room 儲物房內之洗手間	Lighting Point 燈位	—	/	/	/	1	1	1
Balcony 露台	—	Fused Power Connection Point for Gas Water Heater 有非士煤氣熱水爐電接駁點	1	1	1	1	1	1
	Lighting Point 燈位	—	1	1	1	1	1	1
Utility Platform 工作平台	Lighting Point 燈位	—	/	/	/	1	/	/

Notes:
1. The symbol " — " as shown in the above table denotes "Not provided".
2. The symbol " / " as shown in the above table denotes "Not applicable".
3. The symbol " * " as shown in the above table denotes 1 no. of warm light is included.

備註：
1. 上表 " — " 代表 "不提供"。
2. 上表 " / " 代表 "不適用"。
3. 上表 " * " 代表包括1支暖燈。

Schedule of Mechanical and Electrical Provisions 機電裝置數量説明表

Location 位置	Exposed Type 外露型	Non-exposed Type 非外露型	Tower 1A 第1A座 35/F Penthouse Floor 35樓頂層		
			A	B	C
Living / Dining Room 客 / 飯廳	TV / FM Connection Point 電視 / 電台天線接駁點	—	2	2	2
	Telephone Connection Point 電話接駁點	—	2	2	2
	Equipment Switch 設備開關	—	3	3	3
	Twin Socket Outlet 雙位電插座	—	3	3	3
	Door Phone 門口對講機	—	1	1	1
	Lighting Switch 燈飾開關	—	9	8	8
	Lighting Point 燈位	—	9	9	8
Master Bedroom 主人睡房	TV / FM Connection Point 電視 / 電台天線接駁點	—	1	1	1
	Telephone Connection Point 電話接駁點	—	1	2	1
	Equipment Switch 設備開關	—	3	3	3
	Twin Socket Outlet 雙位電插座	—	2	2	2
	Lighting Switch 燈飾開關	—	2	4	2
	Lighting Point 燈位	—	3	5	3

Notes:
1. The symbol " — " as shown in the above table denotes "Not provided".
2. The symbol " ／ " as shown in the above table denotes "Not applicable".

備註：
1. 上表 " — " 代表 "不提供"。
2. 上表 " ／ " 代表 "不適用"。

Schedule of Mechanical and Electrical Provisions 機電裝置數量說明表

Location 位置	Exposed Type 外露型	Non-exposed Type 非外露型	Tower 1A 第1A座 35/F Penthouse Floor 35樓頂層		
			A	B	C
Bedroom 1 睡房1	TV / FM Connection Point 電視 / 電台天線接駁點	—	1	1	1
	Telephone Connection Point 電話接駁點	—	1	1	1
	Equipment Switch 設備開關	—	1	1	1
	Twin Socket Outlet 雙位電插座	—	2	2	2
	Lighting Switch 燈飾開關	—	1	1	1
	Lighting Point 燈位	—	1	1	1
Bedroom 2 睡房2	TV / FM Connection Point 電視 / 電台天線接駁點	—	1	1	1
	Telephone Connection Point 電話接駁點	—	1	1	1
	Equipment Switch 設備開關	—	1	1	1
	Twin Socket Outlet 雙位電插座	—	2	2	2
	Lighting Switch 燈飾開關	—	1	1	1
	Lighting Point 燈位	—	1	1	1
Bedroom 3 睡房3	TV / FM Connection Point 電視 / 電台天線接駁點	—	1	1	1
	Telephone Connection Point 電話接駁點	—	1	1	1
	Equipment Switch 設備開關	—	1	1	1
	Twin Socket Outlet 雙位電插座	—	2	2	2
	Lighting Switch 燈飾開關	—	1	1	1
	Lighting Point 燈位	—	1	1	1

Notes:
1. The symbol "—" as shown in the above table denotes "Not provided".
2. The symbol "／" as shown in the above table denotes "Not applicable".

備註：
1. 上表"—"代表"不提供"。
2. 上表"／"代表"不適用"。

Schedule of Mechanical and Electrical Provisions 機電裝置數量説明表

Location 位置	Exposed Type 外露型	Non-exposed Type 非外露型	Tower 1A 第1A座 35/F Penthouse Floor 35樓頂層		
			A	B	C
Kitchen 廚房	Twin Socket Outlet 雙位電插座	—	2	2	2
	—	Fused Power Connection Point for Gas Hob 有非士煤氣爐電接駁點	2	2	2
	—	Power Connection Point for Steam Combination Oven 蒸焗爐電接駁點	1	1	1
	—	Single Socket Outlet for Microwave Oven 單位電插座供微波爐	1	1	1
	—	Single Socket Outlet for Wine Cellar 單位電插座供酒櫃	1	1	1
	—	Fused Power Connection Point for Cooker Hood 有非士抽油煙機電接駁點	1	1	1
	—	Single Socket Outlet for Washer-Dryer 單位電插座供洗衣乾衣機	1	1	1
	—	Single Socket Outlet for Refrigerator 單位電插座供雪櫃	1	1	1
	—	Towngas Connection Point 煤氣接駁點	1	1	1
	—	Fused Power Connection Point for Exhaust Fan 有非士抽氣扇電接駁點	1	1	1
	—	Power Connection Point for Electric Water Heater 電熱水爐電接駁點	1	1	1
	—	Single Socket Outlet for Warming Drawer 單位電插座供暖碟機	1	1	1
	—	Fused Power Connection Point for Barbecue Grille 有非士燒烤爐電接駁點	1	1	1
	—	Power Connection Point for Oven 焗爐電接駁點	1	1	1
	Lighting Point 燈位	—	5	4	4
	—	Fused Power Connection Point for Gas Water Heater 有非士煤氣熱水爐電接駁點	2	-	-
	Door Bell 門鐘	—	1	1	1

Notes:
1. The symbol "—" as shown in the above table denotes "Not provided".
2. The symbol "／" as shown in the above table denotes "Not applicable".

備註：
1. 上表"—"代表"不提供"。
2. 上表"／"代表"不適用"。

Schedule of Mechanical and Electrical Provisions 機電裝置數量説明表

Location 位置	Exposed Type 外露型	Non-exposed Type 非外露型	Tower 1A 第1A座 35/F Penthouse Floor 35樓頂層		
			A	B	C
Master Bathroom 主人浴室	—	Single Socket Outlet 單位電插座	2	2	2
	—	TV / FM Connection Point 電視 / 電台天線接駁點	1	1	1
	—	Fused Power Connection Point for Exhaust Fan 有非士抽氣扇電接駁點	1	1	1
	Lighting Point 燈位	—	6*	6*	6*
Bathroom 浴室	—	Single Socket Outlet 單位電插座	1	1	1
	—	Fused Power Connection Point for Exhaust Fan 有非士抽氣扇電接駁點	1	1	1
	—	Fused Power Connection Point for Dehumidifier 有非士抽濕機電接駁點	1	1	1
	Lighting Point 燈位	—	3	3	3
Lavotary inside Store Room 儲物房內之洗手間	Lighting Point 燈位	—	1	1	1
Store Room with Lavotary 儲物房連洗手間	Equipment Switch 設備開關	—	2	2	2
	Single Socket Outlet 單位電插座	—	1	1	1
	Lighting Switch 燈飾開關	—	1	1	1
	Lighting Point 燈位	—	1	1	1

Notes:
1. The symbol " — " as shown in the above table denotes "Not provided".
2. The symbol " ／ " as shown in the above table denotes "Not applicable".
3. The symbol " * " as shown in the above table denotes 1 no. of warm light is included.

備註：
1. 上表 " — " 代表 "不提供"。
2. 上表 " ／ " 代表 "不適用"。
3. 上表 " * " 代表包括1支暖燈。

Schedule of Mechanical and Electrical Provisions 機電裝置數量説明表

Location 位置	Exposed Type 外露型	Non-exposed Type 非外露型	Tower 1A 第1A座 35/F Penthouse Floor 35樓頂層		
			A	B	C
Store Room 儲物房	Lighting Switch 燈飾開關	—	1		1
	Lighting Point 燈位	—	1		1
Balcony 露台	—	Fused Power Connection Point for Gas Water Heater 有非士煤氣熱水爐電接駁點	-	2	2
	Lighting Point 燈位	—	1	2	1
Utility Platform 工作平台	Lighting Point 燈位	—		1	
Flat Roof 平台	Weatherproof Single Socket Outlet 防水單位電插座	—	1	1	
	Lighting Point 燈位	—	3	4	
Roof 天台	Weatherproof Single Socket Outlet 防水單位電插座	—	2	1	2
	Lighting Point 燈位	—	21	24	17

Notes:
1. The symbol "—" as shown in the above table denotes "Not provided".
2. The symbol "／" as shown in the above table denotes "Not applicable".

備註：
1. 上表"—"代表"不提供"。
2. 上表"／"代表"不適用"。

Schedule of Mechanical and Electrical Provisions 機電裝置數量説明表

Location 位置	Exposed Type 外露型	Non-exposed Type 非外露型	Tower 1B 第1B座																					
			3/F (Garden Floor) 3樓(花園層)								5/F - 12/F, 15/F - 23/F and 25/F - 27/F 5樓 - 12樓、15樓 - 23樓及25樓 - 27樓								29/F-33/F 29樓 - 33樓					
			A	B	C	D	E	F	G	H	A	B	C	D	E	F	G	H	A	B	C	D	E	F
Living / Dining Room 客 / 飯廳	TV / FM Connection Point 電視 / 電台天線接駁點	—	2	2	2	2	2	2	2	2	2	2	2	2	2	2	2	2	2	2	2	2	2	2
	Telephone Connection Point 電話接駁點	—	2	2	2	2	2	2	2	2	2	2	2	2	2	2	2	2	2	2	2	2	2	2
	Equipment Switch 設備開關	—	2	2	2	2	2	2	2	2	2	2	2	2	2	2	2	2	2	2	2	2	2	2
	Single Socket Outlet 單位電插座	—	1	1	1	1	1	1	1	1	1	1	1	1	1	1	1	1	1	1	1	1	1	1
	Twin Socket Outlet 雙位電插座	—	2	2	2	2	2	2	2	2	2	2	2	2	2	2	2	2	2	2	2	2	2	2
	Door Phone 門口對講機	—	1	1	1	1	1	1	1	1	1	1	1	1	1	1	1	1	1	1	1	1	1	1
	Door Bell 門鐘	—	1	1	1	1	1	1	1	1	1	1	1	1	1	1	1	1	1	1	1	1	1	1
	Lighting Switch 燈飾開關	—	7	4	5	5	4	5	4	3	5	4	5	5	4	5	4	3	5	4	5	5	4	5
	Lighting Point 燈位	—	21	3	4	5	3	5	3	3	4	3	4	5	3	5	3	3	4	3	4	5	3	5
Bedroom 1 睡房1	TV / FM Connection Point 電視 / 電台天線接駁點	—	1	1	1	1	1	1	/	/	1	1	1	1	1	1	/	/	1	1	1	1	1	1
	Telephone Connection Point 電話接駁點	—	2	1	1	1	1	1	/	/	1	1	1	1	1	1	/	/	1	1	1	1	1	1
	Equipment Switch 設備開關	—	1	1	1	1	1	1	/	/	1	1	1	1	1	1	/	/	1	1	1	1	1	1
	Single Socket Outlet 單位電插座	—	1	1	1	1	1	1	/	/	1	1	1	1	1	1	/	/	1	1	1	1	1	1
	Twin Socket Outlet 雙位電插座	—	2	1	1	1	1	1	/	/	1	1	1	1	1	1	/	/	1	1	1	1	1	1
	Lighting Switch 燈飾開關	—	1	2	1	1	2	1	/	/	1	2	1	1	2	1	/	/	1	2	1	1	2	1
	Lighting Point 燈位	—	6	1	1	1	1	1	/	/	1	1	1	1	1	1	/	/	1	1	1	1	1	1

Notes:
1. The symbol "—" as shown in the above table denotes "Not provided".
2. The symbol "／" as shown in the above table denotes "Not applicable".

備註：
1. 上表"—"代表"不提供"。
2. 上表"／"代表"不適用"。

Schedule of Mechanical and Electrical Provisions 機電裝置數量説明表

Location 位置	Exposed Type 外露型	Non-exposed Type 非外露型	Tower 1B 第1B座																					
			3/F (Garden Floor) 3樓(花園層)								5/F - 12/F, 15/F - 23/F and 25/F - 27/F 5樓 - 12樓、15樓 - 23樓及25樓 - 27樓								29/F-33/F 29樓 - 33樓					
			A	B	C	D	E	F	G	H	A	B	C	D	E	F	G	H	A	B	C	D	E	F
Bedroom 2 睡房2	TV / FM Connection Point 電視 / 電台天線接駁點	—	1	/	1	1	/	1	/	/	1	/	1	1	/	1	/	/	1	/	1	1	/	1
	Telephone Connection Point 電話接駁點	—	1	/	1	1	/	1	/	/	1	/	1	1	/	1	/	/	1	/	1	1	/	1
	Equipment Switch 設備開關	—	1	/	1	1	/	1	/	/	1	/	1	1	/	1	/	/	1	/	1	1	/	1
	Single Socket Outlet 單位電插座	—	1	/	1	1	/	1	/	/	1	/	1	1	/	1	/	/	1	/	1	1	/	1
	Twin Socket Outlet 雙位電插座	—	1	/	1	1	/	1	/	/	1	/	1	1	/	1	/	/	1	/	1	1	/	1
	Lighting Switch 燈飾開關	—	2	/	1	1	/	2	/	/	1	/	1	1	/	2	/	/	1	/	1	1	/	2
	Lighting Point 燈位	—	9	/	1	1	/	2	/	/	1	/	1	1	/	2	/	/	1	/	1	1	/	2
Kitchen / Open Kitchen 廚房 / 開放式廚房	Twin Socket Outlet 雙位電插座	—	1	1	1	1	1	1	1	1	1	1	1	1	1	1	1	1	1	1	1	1	1	1
	—	Power Connection Point for Induction Hob 電磁爐電接駁點	1	1	1	1	1	1	1	1	1	1	1	1	1	1	1	1	1	1	1	1	1	1
	—	Power Connection Point for Steam Combination Oven 蒸焗爐電接駁點	1	-	1	1	-	1	-	-	1	-	1	1	-	1	-	-	1	-	1	1	-	1
	—	Single Socket Outlet for Microwave Oven 單位電插座供微波爐	-	1	-	-	1	-	1	1	-	1	-	-	1	-	1	1	-	1	-	-	1	-
	—	Single Socket Outlet for Wine Cellar 單位電插座供酒櫃	1	1	1	1	1	1	1	1	1	1	1	1	1	1	1	1	1	1	1	1	1	1
	—	Fused Power Connection Point for Cooker Hood 有菲士抽油煙機電接駁點	1	1	1	1	1	1	1	1	1	1	1	1	1	1	1	1	1	1	1	1	1	1
	—	Single Socket Outlet for Washer-Dryer 單位電插座供洗衣乾衣機	1	1	1	1	1	1	1	1	1	1	1	1	1	1	1	1	1	1	1	1	1	1
	—	Single Socket Outlet for Refrigerator 單位電插座供雪櫃	1	1	1	1	1	1	1	1	1	1	1	1	1	1	1	1	1	1	1	1	1	1
	—	Towngas Connection Point 煤氣接駁點	1	1	1	1	1	1	1	1	1	1	1	1	1	1	1	1	1	1	1	1	1	1
	Lighting Point 燈位	—	-	1	1	1	1	1	1	1	1	1	1	1	1	1	1	1	1	1	1	1	1	1

Notes:
1. The symbol "—" as shown in the above table denotes "Not provided".
2. The symbol "／" as shown in the above table denotes "Not applicable".

備註：
1. 上表"—"代表"不提供"。
2. 上表"／"代表"不適用"。

Schedule of Mechanical and Electrical Provisions 機電裝置數量説明表

Location 位置	Exposed Type 外露型	Non-exposed Type 非外露型	Tower 1B 第1B座																					
			3/F (Garden Floor) 3樓(花園層)								5/F - 12/F, 15/F - 23/F and 25/F - 27/F 5樓 - 12樓、15樓 - 23樓及25樓 - 27樓								29/F-33/F 29樓 - 33樓					
			A	B	C	D	E	F	G	H	A	B	C	D	E	F	G	H	A	B	C	D	E	F
Bathroom 浴室	—	Single Socket Outlet 單位電插座	1	1	1	1	1	1	1	1	1	1	1	1	1	1	1	1	1	1	1	1	1	1
	—	Fused Power Connection Point for Exhaust Fan 有非士抽氣扇電接駁點	1	1	1	1	1	1	1	1	1	1	1	1	1	1	1	1	1	1	1	1	1	1
	—	Fused Power Connection Point for Dehumidifier 有非士抽濕機電接駁點	1	1	1	1	1	1	1	1	1	1	1	1	1	1	1	1	1	1	1	1	1	1
	Lighting Point 燈位	—	3	4	3	3	4	3	3	3	3	4	3	3	4	3	3	3	3	4	3	3	4	3
Balcony 露台	—	Fused Power Connection Point for Gas Water Heater 有非士煤氣熱水爐電接駁點	1	1	1	1	1	1	1	1	1	1	1	1	1	1	1	1	1	1	1	1	1	1
	Lighting Point 燈位	—	1	1	1	1	1	1	1	1	1	1	1	1	1	1	1	1	1	1	1	1	1	1
Utility Platform 工作平台	Lighting Point 燈位	—						1	1							1	1							1
Flat Roof 平台	Weatherproof Single Socket Outlet 防水單位電插座	—	1	1	1	1	1	1	1	1														
	Lighting Point 燈位	—	2	3	5	5	2	3	4	3														

Notes:
1. The symbol "—" as shown in the above table denotes "Not provided".
2. The symbol "／" as shown in the above table denotes "Not applicable".

備註：
1. 上表"—"代表"不提供"。
2. 上表"／"代表"不適用"。

Schedule of Mechanical and Electrical Provisions 機電裝置數量説明表

Location 位置	Exposed Type 外露型	Non-exposed Type 非外露型	Tower 2 第2座																	
			3/F (Garden Floor) 3樓(花園層)									5/F - 12/F, 15/F - 23/F and 25/F - 27/F 5樓 - 12樓、15樓 - 23樓及25樓 - 27樓								
			A	B	C	D	E	F	G	H	J	A	B	C	D	E	F	G	H	J
Living / Dining Room 客 / 飯廳	TV / FM Connection Point 電視 / 電台天線接駁點	—	2	2	2	2	2	2	2	2	2	2	2	2	2	2	2	2	2	2
	Telephone Connection Point 電話接駁點	—	2	2	2	2	2	2	2	2	2	2	2	2	2	2	2	2	2	2
	Equipment Switch 設備開關	—	3	2	3	2	2	2	2	1	2	3	2	3	2	2	2	2	1	2
	Single Socket Outlet 單位電插座	—	1	1	1	1	1	1	1	1	1	1	1	1	1	1	1	1	1	1
	Twin Socket Outlet 雙位電插座	—	2	2	2	2	2	2	2	2	2	2	2	2	2	2	2	2	2	2
	Door Phone 門口對講機	—	1	1	1	1	1	1	1	1	1	1	1	1	1	1	1	1	1	1
	Door Bell 門鐘	—	1	1	1	1	1	1	1	1	1	1	1	1	1	1	1	1	1	1
	Lighting Switch 燈飾開關	—	5	4	7	4	4	4	5	3	5	5	4	5	4	4	4	5	3	5
	Lighting Point 燈位	—	4	3	5	3	4	3	5	3	4	4	3	5	3	4	3	5	3	4
Bedroom 1 睡房1	TV / FM Connection Point 電視 / 電台天線接駁點	—	1	1	1	/	1	1	1	1	1	1	1	1	/	1	1	1	1	1
	Telephone Connection Point 電話接駁點	—	1	1	1	/	1	1	1	1	1	1	1	1	/	1	1	1	1	1
	Equipment Switch 設備開關	—	1	1	1	/	1	1	1	2	1	1	1	1	/	1	1	1	2	1
	Single Socket Outlet 單位電插座	—	1	1	1	/	1	1	1	1	1	1	1	1	/	1	1	1	1	1
	Twin Socket Outlet 雙位電插座	—	1	1	1	/	1	1	1	1	1	1	1	1	/	1	1	1	1	1
	Lighting Switch 燈飾開關	—	1	2	1	/	1	2	1	2	1	1	2	1	/	1	2	1	3	1
	Lighting Point 燈位	—	1	1	1	/	1	1	1	1	1	1	1	1	/	1	1	1	1	1

Notes:
1. The symbol "—" as shown in the above table denotes "Not provided".
2. The symbol "／" as shown in the above table denotes "Not applicable".

備註：
1. 上表"—"代表"不提供"。
2. 上表"／"代表"不適用"。

Schedule of Mechanical and Electrical Provisions 機電裝置數量説明表

Location 位置	Exposed Type 外露型	Non-exposed Type 非外露型	Tower 2 第2座																	
			3/F (Garden Floor) 3樓(花園層)									5/F - 12/F, 15/F - 23/F and 25/F - 27/F 5樓 - 12樓、15樓 - 23樓及25樓 - 27樓								
			A	B	C	D	E	F	G	H	J	A	B	C	D	E	F	G	H	J
Bedroom 2 睡房2	TV / FM Connection Point 電視 / 電台天線接駁點	—	1	/	1	/	1	/	1	/	1	1	/	1	/	1	/	1	/	1
	Telephone Connection Point 電話接駁點	—	1	/	1	/	1	/	1	/	1	1	/	1	/	1	/	1	/	1
	Equipment Switch 設備開關	—	1	/	1	/	1	/	1	/	1	1	/	1	/	1	/	1	/	1
	Single Socket Outlet 單位電插座	—	1	/	1	/	1	/	1	/	1	1	/	1	/	1	/	1	/	1
	Twin Socket Outlet 雙位電插座	—	1	/	1	/	1	/	1	/	1	1	/	1	/	1	/	1	/	1
	Lighting Switch 燈飾開關	—	1	/	2	/	2	/	1	/	1	2	/	2	/	2	/	1	/	1
	Lighting Point 燈位	—	1	/	1	/	1	/	1	/	1	1	/	1	/	1	/	1	/	1
Kitchen / Open Kitchen 廚房 / 開放式廚房	Twin Socket Outlet 雙位電插座	—	1	1	1	1	1	1	1	1	1	1	1	1	1	1	1	1	1	1
	—	Power Connection Point for Induction Hob 電磁爐電接駁點	1	1	1	1	1	1	1	1	1	1	1	1	1	1	1	1	1	1
	—	Power Connection Point for Steam Combination Oven 蒸焗爐電接駁點	1	-	1	-	1	-	1	-	1	1	-	1	-	1	-	1	-	1
	—	Single Socket Outlet for Microwave Oven 單位電插座供微波爐	-	1	-	1	-	1	-	1	-	-	1	-	1	-	1	-	1	-
	—	Single Socket Outlet for Wine Cellar 單位電插座供酒櫃	1	1	1	1	1	1	1	1	1	1	1	1	1	1	1	1	1	1
	—	Fused Power Connection Point for Cooker Hood 有菲士抽油煙機電接駁點	1	1	1	1	1	1	1	1	1	1	1	1	1	1	1	1	1	1
	—	Single Socket Outlet for Washer-Dryer 單位電插座供洗衣乾衣機	1	1	1	1	1	1	1	1	1	1	1	1	1	1	1	1	1	1
	—	Single Socket Outlet for Refrigerator 單位電插座供雪櫃	1	1	1	1	1	1	1	1	1	1	1	1	1	1	1	1	1	1
	—	Towngas Connection Point 煤氣接駁點	1	1	1	1	1	1	1	1	1	1	1	1	1	1	1	1	1	1
	—	Fused Power Connection Point for Exhaust Fan 有菲士抽氣扇電接駁點	1	-	1	-	-	-	-	-	-	1	-	1	-	-	-	-	-	-
	—	Fused Power Connection Point for Gas Hob 有菲士煤氣爐電接駁點	1	-	-	-	-	-	-	-	-	1	-	1	-	-	-	-	-	-
	Lighting Point 燈位	—	2	1	1	1	1	1	1	1	1	2	1	1	1	1	1	1	1	1

Notes:
1. The symbol "—" as shown in the above table denotes "Not provided".
2. The symbol "／" as shown in the above table denotes "Not applicable".

備註：
1. 上表"—"代表"不提供"。
2. 上表"／"代表"不適用"。

Schedule of Mechanical and Electrical Provisions 機電裝置數量説明表

Location 位置	Exposed Type 外露型	Non-exposed Type 非外露型	Tower 2 第2座																	
			3/F (Garden Floor) 3樓(花園層)									5/F - 12/F, 15/F - 23/F and 25/F - 27/F 5樓 - 12樓、15樓 - 23樓及25樓 - 27樓								
			A	B	C	D	E	F	G	H	J	A	B	C	D	E	F	G	H	J
Bathroom 浴室	—	Single Socket Outlet 單位電插座	1	1	1	1	1	1	1	1	1	1	1	1	1	1	1	1	1	1
	—	Fused Power Connection Point for Exhaust Fan 有非士抽氣扇電接駁點	1	1	1	1	1	1	1	1	1	1	1	1	1	1	1	1	1	1
	—	Fused Power Connection Point for Dehumidifier 有非士抽濕機電接駁點	1	1	1	1	1	1	1	1	1	1	1	1	1	1	1	1	1	1
	Lighting Point 燈位	—	3	4	3	3	4	4	3	3	3	3	4	3	3	4	4	3	3	3
Balcony 露台	—	Fused Power Connection Point for Gas Water Heater 有非士煤氣熱水爐電接駁點	1	1	1	1	1	1	1	1	1	1	1	1	1	1	1	1	1	1
	Lighting Point 燈位	—	1	1	1	1	1	1	1	1	1	1	1	1	1	1	1	1	1	1
Utility Platform 工作平台	Lighting Point 燈位	—	/	/	1	1	1	/	/	/	/	/	/	/	/	/	/	/	/	/
Flat Roof 平台	Weatherproof Single Socket Outlet 防水單位電插座	—	1	1	2	1	1	1	1	1	1	/	/	/	/	/	/	/	/	/
	Lighting Point 燈位	—	3	1	6	3	3	2	5	3	3	/	/	/	/	/	/	/	/	/

Notes:
1. The symbol "—" as shown in the above table denotes "Not provided".
2. The symbol "／" as shown in the above table denotes "Not applicable".

備註：
1. 上表"—"代表"不提供"。
2. 上表"／"代表"不適用"。

Schedule of Mechanical and Electrical Provisions 機電裝置數量説明表

Location 位置	Exposed Type 外露型	Non-exposed Type 非外露型	Tower 2 第2座 29/F-33/F 29樓 - 33樓							
			A	B	C	D	E	F	G	H
Living / Dining Room 客 / 飯廳	TV / FM Connection Point 電視 / 電台天線接駁點	—	2	2	2	2	2	2	2	2
	Telephone Connection Point 電話接駁點	—	2	2	2	2	2	2	2	2
	Equipment Switch 設備開關	—	4	4	2	2	2	2	1	2
	Single Socket Outlet 單位電插座	—	-	-	1	1	1	1	1	1
	Twin Socket Outlet 雙位電插座	—	3	3	2	2	2	2	2	2
	Door Phone 門口對講機	—	1	1	1	1	1	1	1	1
	Door Bell 門鐘	—	-	-	1	1	1	1	1	1
	Lighting Switch 燈飾開關	—	6	6	4	4	4	5	3	5
	Lighting Point 燈位	—	5	5	3	4	3	5	3	4
Master Bedroom 主人睡房	TV / FM Connection Point 電視 / 電台天線接駁點	—	1	1						
	Telephone Connection Point 電話接駁點	—	1	1						
	Equipment Switch 設備開關	—	2	2						
	Twin Socket Outlet 雙位電插座	—	2	2						
	Lighting Switch 燈飾開關	—	3	3						
	Lighting Point 燈位	—	2	2						

Notes:
1. The symbol "—" as shown in the above table denotes "Not provided".
2. The symbol "／" as shown in the above table denotes "Not applicable".

備註：
1. 上表"—"代表"不提供"。
2. 上表"／"代表"不適用"。

Schedule of Mechanical and Electrical Provisions 機電裝置數量說明表

Location 位置	Exposed Type 外露型	Non-exposed Type 非外露型	Tower 2 第2座 29/F-33/F 29樓 - 33樓							
			A	B	C	D	E	F	G	H
Bedroom 1 睡房1	TV / FM Connection Point 電視 / 電台天線接駁點	—	1	1	/	1	1	1	1	1
	Telephone Connection Point 電話接駁點	—	1	1	/	1	1	1	1	1
	Equipment Switch 設備開關	—	1	1	/	1	1	1	2	1
	Single Socket Outlet 單位電插座	—	-	-	/	1	1	1	1	1
	Twin Socket Outlet 雙位電插座	—	2	2	/	1	1	1	1	1
	Lighting Switch 燈飾開關	—	1	1	/	1	2	1	3	1
	Lighting Point 燈位	—	1	1	/	1	1	1	1	1
Bedroom 2 睡房2	TV / FM Connection Point 電視 / 電台天線接駁點	—	1	1	/	1	/	1	/	1
	Telephone Connection Point 電話接駁點	—	1	1	/	1	/	1	/	1
	Equipment Switch 設備開關	—	1	1	/	1	/	1	/	1
	Single Socket Outlet 單位電插座	—	-	-	/	1	/	1	/	1
	Twin Socket Outlet 雙位電插座	—	2	2	/	1	/	1	/	1
	Lighting Switch 燈飾開關	—	1	1	/	2	/	1	/	1
	Lighting Point 燈位	—	1	1	/	1	/	1	/	1

Notes:
1. The symbol " — " as shown in the above table denotes "Not provided".
2. The symbol " ／ " as shown in the above table denotes "Not applicable".

備註：
1. 上表 " — " 代表 "不提供"。
2. 上表 " ／ " 代表 "不適用"。

Schedule of Mechanical and Electrical Provisions 機電裝置數量説明表

Location 位置	Exposed Type 外露型	Non-exposed Type 非外露型	Tower 2 第2座 29/F-33/F 29樓 - 33樓							
			A	B	C	D	E	F	G	H
Kitchen / Open Kitchen 廚房 / 開放式廚房	Twin Socket Outlet 雙位電插座	—	2	2	1	1	1	1	1	1
	—	Power Connection Point for Induction Hob 電磁爐電接駁點	-	-	1	1	1	1	1	1
	—	Power Connection Point for Steam Combination Oven 蒸焗爐電接駁點	1	1	-	1	-	1	-	1
	—	Single Socket Outlet for Microwave Oven 單位電插座供微波爐	1	1	1	-	1	-	1	-
	—	Single Socket Outlet for Wine Cellar 單位電插座供酒櫃	1	1	1	1	1	1	1	1
	—	Fused Power Connection Point for Cooker Hood 有菲士抽油煙機電接駁點	1	1	1	1	1	1	1	1
	—	Single Socket Outlet for Washer-Dryer 單位電插座供洗衣乾衣機	1	1	1	1	1	1	1	1
	—	Single Socket Outlet for Refrigerator 單位電插座供雪櫃	1	1	1	1	1	1	1	1
	—	Towngas Connection Point 煤氣接駁點	1	1	1	1	1	1	1	1
	—	Fused Power Connection Point for Gas Hob 有菲士煤氣爐電接駁點	2	2	-	-	-	-	-	-
	—	Fused Power Connection Point for Exhaust Fan 有菲士抽氣扇電接駁點	1	1	-	-	-	-	-	-
	—	Power Connection Point for Electric Water Heater 電熱水爐電接駁點	1	1	-	-	-	-	-	-
	—	Single Socket Outlet for Warming Drawer 單位電插座供暖碟機	1	1	-	-	-	-	-	-
	—	Fused Power Connection Point for Barbecue Grille 有菲士燒烤爐電接駁點	1	1	-	-	-	-	-	-
	Lighting Point 燈位	—	4	4	1	1	1	1	1	1
	Door Bell 門鐘	—	1	1	-	-	-	-	-	-

Notes:
1. The symbol "—" as shown in the above table denotes "Not provided".
2. The symbol "／" as shown in the above table denotes "Not applicable".

備註：
1. 上表"—"代表"不提供"。
2. 上表"／"代表"不適用"。

Schedule of Mechanical and Electrical Provisions 機電裝置數量説明表

Location 位置	Exposed Type 外露型	Non-exposed Type 非外露型	Tower 2 第2座 29/F-33/F 29樓 - 33樓							
			A	B	C	D	E	F	G	H
Master Bathroom 主人浴室	—	Single Socket Outlet 單位電插座	2	2						
	—	TV / FM Connection Point 電視 / 電台天線接駁點	1	1						
	—	Fused Power Connection Point for Exhaust Fan 有非士抽氣扇電接駁點	1	1						
	—	Fused Power Connection Point for Dehumidifier 有非士抽濕機電接駁點	1	1						
	Lighting Point 燈位	—	6*	6*						
Bathroom 浴室	—	Single Socket Outlet 單位電插座	1	1	1	1	1	1	1	1
	—	Fused Power Connection Point for Exhaust Fan 有非士抽氣扇電接駁點	1	1	1	1	1	1	1	1
	—	Fused Power Connection Point for Dehumidifier 有非士抽濕機電接駁點	1	1	1	1	1	1	1	1
	Lighting Point 燈位	—	4	4	3	4	4	3	3	3
Balcony 露台	—	Fused Power Connection Point for Gas Water Heater 有非士煤氣熱水爐電接駁點	1	1	1	1	1	1	1	1
	Lighting Point 燈位	—	1	1	1	1	1	1	1	1
Utility Platform 工作平台	Lighting Point 燈位	—	1	1	1	1			1	

Notes:
1. The symbol "—" as shown in the above table denotes "Not provided".
2. The symbol "／" as shown in the above table denotes "Not applicable".
3. The symbol " * " as shown in the above table denotes 1 no. of warm light is included.

備註：
1. 上表"—"代表"不提供"。
2. 上表"／"代表"不適用"。
3. 上表" * "代表包括1支暖燈。

Schedule of Mechanical and Electrical Provisions 機電裝置數量説明表

Location 位置	Exposed Type 外露型	Non-exposed Type 非外露型	Tower 2 第2座 35/F Penthouse Floor 35樓頂層	
			A	B
Living / Dining Room 客 / 飯廳	TV / FM Connection Point 電視 / 電台天線接駁點	—	2	2
	Telephone Connection Point 電話接駁點	—	2	2
	Equipment Switch 設備開關	—	3	3
	Twin Socket Outlet 雙位電插座	—	3	3
	Door Phone 門口對講機	—	1	1
	Lighting Switch 燈飾開關	—	8	8
	Lighting Point 燈位	—	8	7
Master Bedroom 主人睡房	TV / FM Connection Point 電視 / 電台天線接駁點	—	1	1
	Telephone Connection Point 電話接駁點	—	1	1
	Equipment Switch 設備開關	—	3	2
	Twin Socket Outlet 雙位電插座	—	2	2
	Lighting Switch 燈飾開關	—	3	2
	Lighting Point 燈位	—	2	2

Notes:
1. The symbol " — " as shown in the above table denotes "Not provided".
2. The symbol " ／ " as shown in the above table denotes "Not applicable".

備註：
1. 上表 " — " 代表 "不提供"。
2. 上表 " ／ " 代表 "不適用"。

Schedule of Mechanical and Electrical Provisions 機電裝置數量説明表

Location 位置	Exposed Type 外露型	Non-exposed Type 非外露型	Tower 2 第2座 35/F Penthouse Floor 35樓頂層	
			A	B
Bedroom 1 睡房1	TV / FM Connection Point 電視 / 電台天線接駁點	—	1	1
	Telephone Connection Point 電話接駁點	—	1	1
	Equipment Switch 設備開關	—	1	1
	Twin Socket Outlet 雙位電插座	—	2	2
	Lighting Switch 燈飾開關	—	1	1
	Lighting Point 燈位	—	1	1
Bedroom 2 睡房2	TV / FM Connection Point 電視 / 電台天線接駁點	—	1	1
	Telephone Connection Point 電話接駁點	—	1	1
	Equipment Switch 設備開關	—	1	1
	Twin Socket Outlet 雙位電插座	—	2	2
	Lighting Switch 燈飾開關	—	1	1
	Lighting Point 燈位	—	1	1
Bedroom 3 睡房3	TV / FM Connection Point 電視 / 電台天線接駁點	—	1	
	Telephone Connection Point 電話接駁點	—	1	
	Equipment Switch 設備開關	—	1	
	Twin Socket Outlet 雙位電插座	—	2	
	Lighting Switch 燈飾開關	—	2	
	Lighting Point 燈位	—	2	

Notes:
1. The symbol "—" as shown in the above table denotes "Not provided".
2. The symbol "／" as shown in the above table denotes "Not applicable".

備註：
1. 上表"—"代表"不提供"。
2. 上表"／"代表"不適用"。

Schedule of Mechanical and Electrical Provisions 機電裝置數量説明表

Location 位置	Exposed Type 外露型	Non-exposed Type 非外露型	Tower 2 第2座 35/F Penthouse Floor 35樓頂層	
			A	B
Kitchen 廚房	Twin Socket Outlet 雙位電插座	—	2	2
	—	Fused Power Connection Point for Gas Hob 有非士煤氣爐電接駁點	2	2
	—	Power Connection Point for Steam Combination Oven 蒸焗爐電接駁點	1	1
	—	Single Socket Outlet for Microwave Oven 單位電插座供微波爐	1	1
	—	Single Socket Outlet for Wine Cellar 單位電插座供酒櫃	1	1
	—	Fused Power Connection Point for Cooker Hood 有非士抽油煙機電接駁點	1	1
	—	Single Socket Outlet for Washer-Dryer 單位電插座供洗衣乾衣機	1	1
	—	Single Socket Outlet for Refrigerator 單位電插座供雪櫃	1	1
	—	Towngas Connection Point 煤氣接駁點	1	1
	—	Fused Power Connection Point for Exhaust Fan 有非士抽氣扇電接駁點	1	1
	—	Power Connection Point for Electric Water Heater 電熱水爐電接駁點	1	1
	—	Single Socket Outlet for Warming Drawer 單位電插座供暖碟機	1	1
	—	Fused Power Connection Point for Barbecue Grille 有非士燒烤爐電接駁點	1	1
	—	Power Connection Point for Oven 焗爐電接駁點	1	1
	Lighting Point 燈位	—	4	4
	—	Fused Power Connection Point for Gas Water Heater 有非士煤氣熱水爐電接駁點	2	-
	Door Bell 門鐘	—	1	1

Notes:
1. The symbol "—" as shown in the above table denotes "Not provided".
2. The symbol "／" as shown in the above table denotes "Not applicable".

備註：
1. 上表"—"代表"不提供"。
2. 上表"／"代表"不適用"。

Schedule of Mechanical and Electrical Provisions 機電裝置數量説明表

Location 位置	Exposed Type 外露型	Non-exposed Type 非外露型	Tower 2 第2座 35/F Penthouse Floor 35樓頂層	
			A	B
Master Bathroom 主人浴室	—	Single Socket Outlet 單位電插座	2	2
	—	TV / FM Connection Point 電視 / 電台天線接駁點	1	1
	—	Fused Power Connection Point for Exhaust Fan 有非士抽氣扇電接駁點	1	1
	Lighting Point 燈位	—	6*	6*
Bathroom 浴室	—	Single Socket Outlet 單位電插座	1	1
	—	Fused Power Connection Point for Exhaust Fan 有非士抽氣扇電接駁點	1	1
	—	Fused Power Connection Point for Dehumidifier 有非士抽濕機電接駁點	1	1
	Lighting Point 燈位	—	3	3
Lavotary inside Store Room 儲物房內之洗手間	Lighting Point 燈位	—	1	1
Store Room with Lavotary 儲物房連洗手間	Equipment Switch 設備開關	—	2	2
	Single Socket Outlet 單位電插座	—	1	1
	Lighting Switch 燈飾開關	—	1	1
	Lighting Point 燈位	—	1	1
Store Room 儲物房	Lighting Switch 燈飾開關	—		1
	Lighting Point 燈位	—		1
Balcony 露台	—	Fused Power Connection Point for Gas Water Heater 有非士煤氣熱水爐電接駁點	-	2
	Lighting Point 燈位	—	2	1
Utility Platform 工作平台	Lighting Point 燈位	—	1	
Flat Roof 平台	Weatherproof Single Socket Outlet 防水單位電插座	—	2	
	Lighting Point 燈位	—	9	
Roof 天台	Weatherproof Single Socket Outlet 防水單位電插座	—	2	2
	Lighting Point 燈位	—	20	15

Notes:

1. The symbol "—" as shown in the above table denotes "Not provided".
2. The symbol "／" as shown in the above table denotes "Not applicable".
3. The symbol " * " as shown in the above table denotes 1 no. of warm light is included.

備註：

1. 上表"—"代表"不提供"。
2. 上表"／"代表"不適用"。
3. 上表" * "代表包括1支暖燈。

SERVICE AGREEMENTS
服務協議

Potable and flushing water is supplied by Water Supplies Department.

食水及沖廁水由水務署供應。

Electricity is supplied by The Hong Kong Electric Co. Ltd.

電力由香港電燈有限公司供應。

Towngas is supplied by The Hong Kong and China Gas Company Limited.

煤氣由香港中華煤氣有限公司供應。

GOVERNMENT RENT
地税

The Vendor will pay / has paid (as the case may be) all outstanding Government rent in respect of the residential property up to and including the date of the Assignment of the residential property.

賣方將會繳付 / 已繳付(視情況而定)有關住宅物業之地税直至包括住宅物業之買賣成交日期。

MISCELLANEOUS PAYMENTS BY PURCHASER
買方的雜項付款

1. On the delivery of the vacant possession of the residential property to the purchaser, the purchaser is liable to reimburse the owner (Wealth Power International Enterprise Limited) for the deposits of water, electricity and gas.

2. On that delivery, the purchaser is not liable to pay to the owner (Wealth Power International Enterprise Limited) a debris removal fee.

Note :

The purchaser should pay to the manager of the Development but not the owner (Wealth Power International Enterprise Limited) the deposits for communal water, electricity and gas and debris removal fee.

1. 在向買方交付住宅物業在空置情況下的管有權時，買方須負責向擁有人(寶威國際企業有限公司)補還水、電力及氣體的按金。

2. 在交付時，買方不須向擁有人(寶威國際企業有限公司)支付清理廢料的費用。

附註：

買方須向發展項目管理人而非擁有人(寶威國際企業有限公司)繳付公用水、電力及氣體的按金及清理廢料的費用。

DEFECT LIABILITY WARRANTY PERIOD
欠妥之處的保養責任期

Defects liability warranty period for the residential property and the fittings, finishes and appliances as provided in the agreement for sale and purchase is within six (6) months from the date of completion of the sale and purchase.

按買賣合約規定，住宅物業及其內裝置、裝修物料及設備之欠妥之處的保養責任期為住宅物業之成交日期起計為期六(6)個月內。

MAINTENANCE OF SLOPES
斜坡維修

Not Applicable
不適用

MODIFICATION
修訂

No application to the Government for a modification of the Land Grant for the Development is underway.

發展項目現時並沒有向政府提出申請修訂批地文件。

RELEVANT INFORMATION
有關資料

1. Operation of Gondola
   During the cleaning and maintenance of the external walls of the Development arranged by the manager, the gondola will be operating in the airspace outside windows and above the flat roofs and roofs (if any) of the residential properties in the Development.

2. Signages
   There will be backlit signages on the external walls of the Development on and below 3/F (Garden Floor). The backlit signages may be lit on during night time. Prospective purchasers please note the possible impact (if any) of the illumination of the said signages on individual residential properties.

3. Exhaust Louvers
   There may be exhaust louvers connecting from the shops on G/F and 1/F for exhaust from air-conditioning system or in connection with the business (including restaurant, if any) to be carried on at the shops on G/F and 1/F. The alignment and position of the exhaust louvers may be changed from time to time and are subject to compliance with the relevant statutory requirements and/or directions from the relevant government authorites. Prospective purchasers please note the possible impact (if any) of such exhaust louvers on individual residential properties.

4. Air-conditioning Units and Equipment for Shops and the Clubhouse
   Part of the air-conditioning units and equipment for the shops and the clubhouse will be installed on the common flat roof on 3/F (Garden Floor) on the southern side of the Development and may be visible from residential properties of the Development. Prospective purchasers please note the possible impact (if any) of such air-conditioning units and equipment on individual residential properties.

1. 吊船之運作
   在發展項目外牆進行由管理人安排的清洗及保養期間，吊船會在住宅物業之窗外及平台及天台(如有)對上的上空操作。

2. 廣告牌
   發展項目3樓(花園層)及以下外牆設有燈箱廣告牌。燈箱廣告牌可能會於夜間開啟。準買家請注意上述燈箱廣告牌對個別住宅物業可能造成之影響(如有)。

3. 排氣口
   地下及1樓商鋪或會安裝排氣口以供空調系統或與地下與1樓商鋪內經營的商業活動(包括餐廳(如有))有關的廢氣排放。排氣口的排列及位置或會不時更改，並須符合相關法例要求及/或有關政府部門的指引。準買家請注意上述排氣口對個別住宅物業可能造成的影響(如有)。

4. 商鋪及會所之空調機及設備
   部分供商鋪及會所使用的空調機及設備將安裝於發展項目南面3樓(花園層)的公用平台，發展項目住宅單位可能會看見該等空調機及設備。準買家請注意上述空調機及設備對個別住宅物業可能造成的影響(如有)。

WEBSITE ADDRESS
互聯網網址

The website address designated by the Vendor for the Development for purpose of Part 2 of the Residential Properties (First-hand Sales) Ordinance:

www.limegala.hk

賣方為施行《一手住宅物業銷售條例》第2部就該發展項目指定的互聯網網站的網址：

www.limegala.hk

INFORMATION IN APPLICATION FOR CONCESSION ON GROSS FLOOR AREA OF BUILDING
申請建築物總樓面面積寬免的資料

Breakdown of GFA Concessions Obtained for All Features

Latest information on breakdown of GFA concessions as shown on the general building plans submitted to and approved by the Building Authority (BA) prior to the printing of the sales brochure is tabulated below. Information marked (#) may be based on information provided by the authorized person if the sales brochure is printed prior to submission of the final amendment plans to the BA. The breakdown of GFA concessions may be subject to further changes until final amendment plans are submitted to and approved by the BA prior to the issuance of the occupation permit for the development.

	Disregarded GFA under Building (Planning) Regulations 23(3)(b)	Area (m^2)
1(#)	Carpark and loading / unloading area excluding public transport terminus	Not Applicable
2	Plant rooms and similar services	
2.1	Mandatory feature or essential plant room, area of which is limited by respective Practice Notes for Authorized Persons, Registered Structural Engineers and Registered Geotechnical Engineers (PNAP) or regulation such as lift machine room, telecommunications and broadcasting (TBE) room, refuse storage and material recovery chamber, etc.	145.838
2.2(#)	Mandatory feature or essential plant room, area of which is NOT limited by any PNAP or regulation such as room occupied solely by fire services installations (FSI) and equipment, meter room, transformer room, potable and flushing water tank, etc.	Not Applicable
2.3	Non-mandatory or non-essential plant room such as air-conditioning plant room, air handing unit (AHU) room, etc.	251.267

	Green Features under Joint Practice Notes 1 and 2	Area (m^2)
3	Balcony	654.588
4	Wider common corridor and lift lobby	150.805
5	Communal sky garden	616.217
6	Acoustic fin	Not Applicable
7	Wing wall, wind catcher and funnel	Not Applicable
8	Non-structural prefabricated external wall	327.497
9	Utility platform	168.000
10	Noise barrier	Not Applicable

	Amenity Features	Area (m^2)
11	Counter, office, store, guard room and lavatory for watchman and management staff, Owners' Corporation Office	13.957
12	Residential Recreational facilities including void, plant room, swimming pool filtration plant room, covered walkway etc serving solely the recreational facilities	1,181.263
13	Covered landscaped and play area	888.982
14	Horizontal screens / covered walkways, trellis	Not Applicable
15	Larger lift shaft	411.858
16	Chimney shaft	Not Applicable
17	Other non-mandatory or non-essential plant room, such as boiler room, satellite master antenna television (SMATV) room	Not Applicable

	Amenity Features	Area (m^2)
18(#)	Pipe duct, air duct for mandatory feature or essential plant room	Not Applicable
19	Pipe duct, air duct for non-mandatory or non-essential plant room	98.505
20	Plant room, pipe duct, air duct for environmentally friendly system and feature	Not Applicable
21	Void in duplex domestic flat and house	Not Applicable
22	Projection such as air-conditioning box and platform with a projection of more than 750mm from external wall	Not Applicable

	Other Exempted Items	Area (m^2)
23(#)	Refuge floor including refuge floor cum sky garden	727.127
24(#)	Other projections	Not Applicable
25	Public transport terminus	Not Applicable
26(#)	Party structure and common staircase	Not Applicable
27(#)	Horizontal area of staircase, lift shaft and vertical duct solely serving floor accepted as not being accountable for GFA	Not Applicable
28(#)	Public passage	Not Applicable
29	Covered set back area	Not Applicable

	Bonus GFA	Area (m^2)
30	Bonus GFA	Not Applicable

Note :

The above table is based on the requirements as stipulated in the Practice Note for Authorized Persons, Registered Structural Engineers and Registered Geotechnical Engineers ADM-2 issued by the Buildings Department. The Buildings Department may revise such requirements from time to time as appropriate.

Environmental Assessment of the Building and Information on the Estimated Energy Performance or Consumption for the Common Parts of the Development.

The approved general building plans of this development are not subject to the requirements stipulated in the Practice Note for Authorized Persons, Registered Structural Engineers and Registered Geotechnical Engineers APP-151 issued by the Building Authority. Environmental assessment and information on the estimated energy performance or consumption for the common parts of this development were not required to be submitted to the Building Authority as a prerequisite for the granting of gross floor area concessions.

INFORMATION IN APPLICATION FOR CONCESSION ON GROSS FLOOR AREA OF BUILDING
申請建築物總樓面面積寬免的資料

獲寬免總樓面面積的設施分項

於印製售樓說明書前呈交予並已獲建築事務監督批准的一般建築圖則上有關總樓面面積寬免的分項最新資料，請見下表。如印製售樓說明書時尚未呈交最終修訂圖則予建築事務監督，則有(#)號的資料可以由認可人士提供的資料作為基礎。直至最終修訂圖則於發出佔用許可證前呈交予並獲建築事務監督批准前，以下分項資料仍可能有所修改。

根據《建築物(規劃)規例》第23(3)(b)條不計算的總樓面面積		面積 (平方米)
1(#)	停車場及上落客貨地方(公共交通總站除外)	不適用
2	機房及相類設施	
2.1	所佔面積受相關《認可人士、註冊結構工程師及註冊岩土工程師作業備考》或規例限制的強制性設施或必要機房，例如升降機機房、電訊及廣播設備室、垃圾及物料回收房等	145.838
2.2(#)	所佔面積**不**受任何《認可人士、註冊結構工程師及註冊岩土工程師作業備考》或規例限制的強制性設施或必要機房，例如僅供消防裝置及設備佔用的房間、電錶房、電力變壓房、食水及鹹水缸等	不適用
2.3	非強制性或非必要機房，例如空調機房、風櫃房等	251.267

根據《聯合作業備考》第1及第2號提供的環保設施		面積 (平方米)
3	露台	654.588
4	加闊的公用走廊及升降機大堂	150.805
5	公用空中花園	616.217
6	隔聲鰭	不適用
7	翼牆、捕風器及風斗	不適用
8	非結構預製外牆	327.497
9	工作平台	168.000
10	隔音屏障	不適用

適意設施		面積 (平方米)
11	供保安人員和管理處員工使用的櫃枱、辦公室、儲物室、警衛室和廁所、業主立案法團辦公室	13.957
12	住宅康樂設施，包括僅供康樂設施使用的中空、機房、游泳池的濾水器機房、有蓋人行道等	1,181.263
13	有上蓋的園景區及遊樂場	888.982
14	橫向屏障 / 有蓋人行道、花棚	不適用
15	擴大升降機井道	411.858
16	煙囪管道	不適用
17	其他非強制性設施或非必要機房，例如鍋爐房、衛星電視共用天線房	不適用

適意設施		面積 (平方米)
18(#)	強制性設施或必要機房所需的管槽、氣槽	不適用
19	非強制性設施或非必要機房所需的管槽、氣槽	98.505
20	環保系統及設施所需的機房、管槽及氣槽	不適用
21	複式住宅單位及洋房的中空	不適用
22	伸出物，如空調機箱及伸出外牆超過750毫米的平台	不適用

其他項目		面積 (平方米)
23(#)	庇護層，包括庇護層兼空中花園	727.127
24(#)	其他伸出物	不適用
25	公共交通總站	不適用
26(#)	共用構築物及樓梯	不適用
27(#)	僅供獲接納不計入總樓面面積的樓層使用的樓梯、升降機槽及垂直管道的水平面積	不適用
28(#)	公眾通道	不適用
29	因建築物後移導致的覆蓋面積	不適用

額外總樓面面積		面積 (平方米)
30	額外總樓面面積	不適用

註：

上述表格是根據屋宇署所發出的《認可人士、註冊結構工程師及註冊岩土工程師作業備考》ADM-2規定的要求而制訂的。屋宇署會按實際需要不時更改有關要求。

建築物的環境評估及發展項目的公用部份的預計能量表現或消耗的資料

本發展項目的經批准一般建築圖則不受由建築事務監督發出的《認可人士、註冊結構工程師及註冊岩土工程師作業備考》APP-151規定規限。本發展項目的環境評估及公用部分的預計能量表現或消耗的資料無須呈交建築事務監督，以作為批予總樓面面積寬免的先決條件。

Estimated Energy Performance or Consumption for the Common Parts of the Development

Latest information on the estimated energy performance or consumption for the common parts of the development as submitted to the Building Authority prior to the printing of the sales brochures:

Part I	
Provision of Central Air Conditioning	NO
Provision of Energy Efficient Features	YES
Energy Efficient Features proposed	1. Design building orientation for reducing solar heat gain;
	2. Provide Insulated Glazing Unit (IGU) Low-E glazing and shading facilities;
	3. Select energy-efficient AC units to reduce the window-to-wall ratio.

Part II: The predicted annual energy use of the proposed building / part of builidng (Note 1)					
Location	Internal Floor Area Served (m2)	Annual Energy Use of Baseline Buliding (Note 2)		Annual Energy Use of Proposed Building	
		Electricity kWh/m2/annum	Town Gas/ LPG unit/m2/annum	Electricity kWh/m2/annum	Town Gas/ LPG unit/m2/annum
Area served by central buidling services installation (Note 3)	5600.1	206.5	Not Applicable	180	Not Applicable

Part III: The following installations are designed in accordance with the relevant Codes of Practices published by the Electrical & Mechanical Services Department (EMSD)			
Type of Installations	Yes	No	N/A
Lighting Installations	√		
Air Conditioning Installations	√		
Electrical Installations	√		
Lift & Escalator Installations	√		
Performance-based Approach			√

Note:

1. In general, the lower the estimated "Annual Energy Use of the building, the more efficient of the building in terms of energy use. For example, if the estimated "annual energy use of proposed building" is less than the estimated "annual energy use of baseline building", it means the predicted use of energy is more efficient in the proposed building than in the baseline building. The larger the reduction, the greater the efficiency.

   The predicted annual energy use, in terms of electricity consumption (kWh/m2/annum) and tower gas/LPG consumption (unit/m2/annum), of the development by the internal floor area served, where:
   a) "total annual energy use" has the same meaning of "annual energy use" under Section 4 and Appendix 8 of the BEAM Plus for New Buildings (v1.1 version); and
   b) "internal floor area", in relation to a building, a space or a unit means the floor area of all enclosed space measured to the internal faces of enclosing external and/or party walls.
2. "Baseline Building" has the same meaning as "Baseline Buidling Model (zero-credit benchmark") under Section 4 and Appendix 8 of the BEAM Plus for New Building (v.1.1 version).
3. "Central Building Services Installation" has the same meaning as that in the Code of Practice for Energy Efficiency of Building Services Installations in Buildings (February 2010 edition) (Draft).

發展項目的公用部分的預計能量表現或消耗

於印製售樓説明書前呈交予建築事務監督發展項目的公用部分的預計能量表現或消耗的最近期資料：

第I部分	
提供中央空調	否
提供具能源效益的設施	是
擬安裝的具能源效益的設施	1. 設計屋宇方向以減低日照熱量
	2. 提供雙層中空低輻射玻璃及遮光設施
	3. 選用具能源效益的空調機以降低窗牆比

第II部分：擬興建樓宇 / 部分樓宇預計每年能源消規量 (註腳1)					
位置	使用有關裝置的內部樓面面積 (平方米)	基線樓宇 (註腳2) 每年能源消耗量		擬興建樓宇每年能源消耗量	
		電力 千瓦小時 / 平方米 / 年	煤氣 / 石油氣 用量單位 / 平方米 / 年	電力 千瓦小時 / 平方米 / 年	煤氣 / 石油氣 用量單位 / 平方米 / 年
有使用中央屋宇裝備裝置(註腳3)的部分	5600.1	206.5	不適用	180	不適用

第III部份：以下裝置乃按機電工程署公布的相關實務守則設計			
裝置類型	是	否	不適用
照明裝置	√		
空調裝置	√		
電力裝置	√		
升降機及自動梯的裝置	√		
以總能源為本的方法			√

註腳：

1. 一般而言，一棟樓宇的預計“每年能源消耗量”愈低，其節約能源的效益愈高。如一棟樓宇預計的“每年能源消耗量”低於該樓宇的“基線樓宇每年能源消耗量”，則代表預計該樓宇的能源應用較其基線樓宇有效，削減幅度愈大則代表有關樓宇能源節約的效益愈高。
   預計每年能源消耗量[以耗電量(千瓦小時/平方米/年)及煤氣/石油氣消耗量(用量單位/平方米/年)計算〕，指將發展項目的每年能源消耗總量除以使用有關裝置的內部樓面面積所得出的商，其中：-
   a) “每年能源消耗量”與新建樓宇 BEAM Plus 標準(1.1版)第 4 節及附錄 8 中的「年能源消耗」具有相同涵義；及
   b) 樓宇、空間或單位的“內部樓面面積”，指外牆及/或共用牆的內壁之內表面起量度出來的樓面面積。
2. “基準樓宇”與新建樓宇BEAM Plus標準(1.1版)第4節及附錄8中的“基準建築物模式(零分標準)”具有相同涵義。
3. “中央屋宇裝備裝置”與樓宇的屋宇裝備裝置能源效益實務守則(2010年2月版)(草稿)中的涵義相同。

DATE OF PRINTING OF SALES BROCHURE
售樓說明書印製日期

Date of printing of Sales Brochure :
29th July 2016

售樓說明書印製日期：
2016年7月29日

POSSIBLE FUTURE CHANGE
日後可能出現的改變

There may be future changes to the Development and the surrounding areas.

發展項目及其周邊地區日後可能出現改變。

EXAMINATION RECORD
檢視紀錄

Examination / Revision Date 檢視 / 修改日期	Revision Made 所作修改	
	Page Number 頁次	Revision Made 所作修改
3rd August 2016 2016年8月3日	AP1, AP2, AP4	Summary of Deed of Mutual Covenant is updated 公契的摘要已更新
24th August 2016 2016年8月24日	AL4, AL7-AL18	Notes of floor plans are updated 更新平面圖之備註
	AL14	The floor plan is updated 更新樓面平面圖
	AP1, AP4	Summary of Deed of Mutual Covenant is updated 公契的摘要已更新
	AU1	Revise the key plan for elevation plans 修訂立面圖的指示圖
7th November 2016 2016年11月7日	AJ2	Outline zoning plan is updated 更新分區計劃大綱圖
	AL7	Orientation for floor plan is inserted 樓面平面圖加上座標
	AU1, AU2	Elevation plans are updated; Certification by Authorized Person is updated 更新立面圖；更新認可人士的證明
	AX6	Typo in electrical installations is corrected 修訂電力裝置的錯字
	AX16, AX19	Appliances schedule is updated 更新設備說明表
25th January 2017 2017年1月25日	AH	Location plan is updated with reference to updated survey sheet 已參考最新更新版本的測繪圖更新位置圖
	AJ2	Date of gazette has been updated 更新刊憲日期
	AQ1, AQ2	Summary of land grant is updated 更新批地文件的摘要

EXAMINATION RECORD
檢視紀錄

Examination / Revision Date 檢視 / 修改日期	Revision Made 所作修改	
	Page Number 頁次	Revision Made 所作修改
25th April 2017 2017年4月25日	AF1, AF3	The total area of the non-structural prefabricated external walls and curtain walls of residential properties are updated 更新住宅物業的非結構的預製外牆及幕牆的總面積
	AH	Buildings and facilities on location plan are updated 更新位置圖上的建築物及設施
	AK	Layout plan of the development is updated 更新發展項目的布局圖
	AL5, AL6, AL19, AL20	The floor plans are updated 更新樓面平面圖
	AU1, AU2	Elevation plans are updated; Certification by Authorized Person is updated 更新立面圖；更新認可人士的證明
	BG1, BG2	Areas of GFA concessions obtained are updated 更新獲寬免的總樓面面積
27th April 2017 2017年4月27日	AM10	Areas of residential properties are updated 更新住宅物業的面積
	AU1, AU2	Elevation plans are updated 更新立面圖
19th June 2017 2017年6月19日	AI	Aerial photo of the development is updated 更新發展項目的鳥瞰照片
	AL2-AL4, AL7, AL9-AL18	The floor plans are updated 更新樓面平面圖
	AL8(A), AL8(B)	New floor plans are added 新增樓面平面圖
	AX33	Appliances schedule is updated 更新設備說明表

EXAMINATION RECORD
檢視紀錄

Examination / Revision Date 檢視 / 修改日期	Revision Made 所作修改	
	Page Number 頁次	Revision Made 所作修改
19th September 2017 2017年9月19日	AB1-AB6	Notes to Purchasers of First-hand Residential Properties are updated 更新一手住宅物業買家須知
	AH	Location plan is updated with reference to updated survey sheet 已參考最新更新版本的測繪圖更新位置圖
	AJ2	Outline zoning plan is updated 更新分區計劃大綱圖
	AL2, AL6, AL18-AL20	The floor plans are updated 更新樓面平面圖
	AU1, AU2	Elevation plans are updated; Certification by Authorized Person is updated 更新立面圖；更新認可人士的證明
	BG1, BG2	Areas of GFA concessions obtained are updated 更新獲寬免的總樓面面積