

A. COMMON PARTS OF THE DEVELOPMENT

1. "Common Areas and Facilities"

means, collectively, the Development Common Areas and Facilities (as hereinafter defined), the Residential Common Areas and Facilities (as hereinafter defined), the Tower Common Areas and Facilities (as hereinafter defined), the House Common Areas and Facilities (as hereinafter defined), the Carpark Common Areas and Facilities (as hereinafter defined), and all those parts and such of the areas and facilities (if any) of the Development (as defined in the DMC) designated as common areas and facilities by the First Owner (as defined in the DMC) in accordance with the provisions of the DMC;

2. "Development Common Areas and Facilities"

means :-

- (a) all foundations, columns and structures, passages, entrances, staircases, landings, such part or parts of the driveways on the Ground Floor of the Development, such ramps and maneuvering areas (including but not limited to such part of the ramp connecting the Ground Floor of the Development to and from the refuse collection chamber at the B1 Floor of the Development and the maneuvering area immediately outside such refuse collection chamber), run-in and run-out, circulation area, such part or parts of the roadways and pavements, retaining walls (if any), boundary fence walls, boundary walls and structural walls of the Development, such part or parts of the emergency vehicular access, parapet walls, planters, planter features, channels, existing trees, hydrant pump room, street fire hydrant water tank, street hydrant pump rooms, master meter rooms, street hydrant tanks, rainwater harvesting and irrigation pump rooms, potable and flushing water pump rooms, main switch rooms, electricity meter rooms, electrical installations, mobile equipment room, fire services pump room, fire services water tank, refuse collection chamber, generator rooms, service lifts, lifts, lift shafts, lift machine room, lift doors, lift buttons and lift indicators (but excluding those which form part of the Tower Common Areas and Facilities), owners' committee office, office accommodation for watchmen or caretakers, communal antenna systems, communal radio/television aerials, cable television system, high voltage rooms, high voltage ducts, low voltage rooms, low voltage ducts, lighting systems, lighting conduits and fittings, drains (including any road drainage system passing through the Land (as defined in the DMC)), sprinkler system, electrical cable trenches, gutters, watercourses, channels, sewers (including any sewer, drain or pipe constructed by the First Owner on or beneath Government land serving the Development or any part thereof), meters, transformers and ancillary installations and facilities, lighting fixtures, control panels, pipes, ducts, wires, cables, valves, switches and other

facilities whether ducted or otherwise through which fresh or salt water, sewage, gas, electricity, air-conditioning, mechanical ventilation and other services are supplied to the Development, pumps, electrical installations, refuse disposal equipment, fittings, equipment and apparatus, fire prevention and fighting equipment and apparatus, security systems and apparatus, cleansing water tanks, cleansing water pumps, fire services water meter cabinet, emergency generator rooms, pre-action sprinkler valve cabinet, cable duct, low voltage cable duct, low voltage switch board, water check meter cabinet, miniature logistic service room, security barrier, smoke vents and the facilities, smoke extraction system, smoke vent horizontal ground covers;

- (b) all those Slope Structures (as defined in the DMC) within the Land;
- (c) the Noise Mitigation Measures (as defined in the DMC); and
- (d) such other areas, systems, devices, services and facilities of and in the Land and the Development as may at any time be designated as Development Common Areas and Facilities by the First Owner in accordance with this Deed;

and such other areas and any other systems, services, devices and facilities provided for or installed in the Development intended for the common use and benefit of the Development as a whole and not just any particular Unit (as defined in the DMC) and which are (if and where capable of being shown on plans) for identification purposes only shown coloured Green on the plans annexed to the DMC and certified as to their accuracy by the Authorized Person (as defined in the DMC), but shall exclude the Residential Common Areas and Facilities, the Tower Common Areas and Facilities, the House Common Areas and Facilities, the Carpark Common Areas and Facilities and such areas within the Development the exclusive right and privilege to hold, use, occupy and enjoy which belongs to any particular Owner (as defined in the DMC) and such facilities within the Development serving only any particular Owner PROVIDED THAT, where appropriate, if (i) any parts of the Development covered by paragraph (a) of the definition of "common parts" set out in section 2 of the BMO (as defined in the DMC) and/or (ii) any parts specified in the Schedule 1 to the BMO and included under paragraph (b) of the definition of "common parts" set out in section 2 of the BMO, such parts shall, unless forming part of a Unit or the Carpark Common Areas and Facilities, the Residential Common Areas and Facilities, the Tower Common Areas and Facilities or the House Common Areas and Facilities, be deemed to have been included as, and shall form part of, the Development Common Areas and Facilities;

3. "Residential Common Areas and Facilities"

means those areas of the Development which are provided or installed for the common use and benefit of Owners, occupiers, licensees or invitees of different Flats (as defined in the DMC)

and Houses (as defined in the DMC) and shall include:-

- (a) such part or parts of the driveways on the Ground Floor of the Development, such ramps and maneuvering areas, such part or parts of the roadways and pavements, such part or parts of the emergency vehicular access;
- (b) the Recreational Facilities (as defined in the DMC);
- (c) the Bicycle Parking Spaces (as defined in the DMC), the Parking Spaces for Disabled Persons (as defined in the DMC), the Visitors' Parking Spaces (as defined in the DMC), fire fighting installation and equipment serving the Bicycle Parking Spaces, the Parking Spaces for Disabled Persons, the Visitors' Parking Spaces and any other facilities installed for the use and benefit of the Bicycle Parking Spaces, the Parking Spaces for Disabled Persons and the Visitors' Parking Spaces;
- (d) the loading and unloading bays on the Ground Floor of the Development; and
- (e) such other areas, systems, devices, services and facilities of and in the Land and the Development as may at any time be designated as Residential Common Areas and Facilities by the First Owner in accordance with this Deed,

and such other areas and any other systems, services, devices, facilities and landscaped areas provided for or installed in the Development intended for the common use and benefit of the Residential Units (as defined in the DMC) as a whole and not just any particular Residential Unit and which are (insofar as the same are capable of being identified on plan) for the purposes of identification only shown coloured Indigo on the plans annexed to the DMC and certified as to their accuracy by the Authorized Person but shall exclude the Development Common Areas and Facilities, the Carpark Common Areas and Facilities, the House Common Areas and Facilities, the Tower Common Areas and Facilities and such areas within the Development the exclusive right and privilege to hold, use, occupy and enjoy which belongs to any particular Owner and such facilities within the Development serving only any particular Owner;

4. "Tower Common Areas and Facilities"

means :-

- (a) the structures and interiors of the supporting walls, beams and columns of the residential podium of the Residential Towers, any louvers on the external walls, architectural features, sunshading devices, external claddings and features, Curtain Wall (as defined in the DMC), part of the roof, upper roof (excluding the upper roof of (i) Flat A, 10/F, Tower 3; (ii) Flat A, 10/F, Tower 5A; and (iii) Flat A, 10/F, Tower 6), gondola systems on upper roofs, open areas, caretaker's counter, water tank and pump room, fire services pump and fire services transfer tank and pump room, common corridors, refuse rooms, fan rooms for domestic refuse rooms, pump room, flush water tanks, electricity

rooms, cable ducts, extra low voltage rooms, extra low voltage duct, electricity meter rooms, entrance lobby(ies), planters, water features, switch rooms, filtration plants, top of balconies and utility platforms, air-conditioning platforms, main entrances, building maintenance unit(s) (as defined in Clause 4.8(b) of the DMC), passages, entrances, staircases, cat ladders, landings, transfer structures, lighting systems, lighting conduits and fittings, lighting fixtures, drains (including any road drainage system passing through the Land), electrical ducts, gutters, watercourses, channels, sewers (including any sewer, drain or pipe constructed by the First Owner on or beneath Government land serving exclusively the Flats or any part thereof), meters, control panels, pipes, drainage pipes, ducts, wires, cables, gas valves, switches and other facilities whether ducted or otherwise through which fresh or salt water, sewage, gas, electricity, air-conditioning, mechanical ventilation and other services are supplied to the Flats, pumps, sanitary fittings, electrical installations, refuse disposal equipment, fittings, equipment and apparatus, fire prevention and fighting equipment and apparatus, sprinkler system, security systems and apparatus, surge tank, towngas control room, pipe ducts, electrical cabinet, water meter cabinet, extra low voltage cabinet, cable room, canopy, plumbing & drainage pipe duct, potable, flushing and cleansing water booster pump room, lift lobbies (other than the lift lobby at the B1 Floor), service lift lobbies (other than the service lift lobby at the B1 Floor), lifts, lift shafts, lift machine room, lift doors, lift buttons and lift indicators;

- (b) the external walls of the Residential Towers (as defined in the DMC) from and including the Ground Floor level up to and including the Roof and the Upper Roof of the Residential Towers (including the Curtain Wall);
- (c) the Common Fence Walls (as defined in the DMC);
- (d) the inner half of any wall, fence wall or door, whether structural or load bearing or not, separating the areas which are shown coloured Violet on the plans annexed to the DMC from any Flat or any part thereof or from any area which is coloured on the plans annexed hereto as Development Common Areas and Facilities, Residential Common Areas and Facilities, House Common Areas and Facilities or Carpark Common Areas and Facilities;
- (e) such other areas, systems, devices, services and facilities of and in the Land and the Development as may at any time be designated as Tower Common Areas and Facilities by the First Owner in accordance with this Deed,

and such other areas and any other systems, services, devices and facilities provided for or installed in the Residential Towers intended for the common use and benefit of the Flats as a whole and not just any particular Flat and which are (insofar as the same are capable of being identified on plan) for the purposes of

identification only shown coloured Violet on the plans annexed to the DMC and certified as to their accuracy by the Authorized Person but shall exclude the Development Common Areas and Facilities, the Carpark Common Areas and Facilities, the Residential Common Areas and Facilities, the House Common Areas and Facilities and such areas within the Development the exclusive right and privilege to hold, use, occupy and enjoy which belongs to any particular Owner and such facilities within the Development serving only any particular Owner;

5. “House Common Areas and Facilities”

means :-

- (a) such part or parts of the driveways on the Ground Floor of the Development, such ramps and maneuvering areas, such part or parts of the roadways and pavements, such part or parts of the emergency vehicular access, water meter room for Houses, potable and flushing water pump room for Houses, pumps, equipment and facilities;
- (b) the inner half of any wall, fence wall or gate, whether structural or load bearing or not, separating the areas which are shown coloured Brown on the plans annexed to the DMC from any House or any part thereof or from any area which is coloured on the plans annexed hereto as Development Common Areas and Facilities, Residential Common Areas and Facilities, Tower Common Areas and Facilities or Carpark Common Areas and Facilities;
- (c) such areas, systems, devices, services and facilities of and in the Land and the Development as may at any time be designated as House Common Areas and Facilities by the First Owner in accordance with this Deed; and

such other areas and any other systems, services, devices, facilities and landscaped areas provided for or installed in the Development intended for the common use and benefit of the Houses as a whole and not just any particular House and which are (insofar as the same are capable of being identified on plan) for the purposes of identification only shown coloured Brown on the plans annexed to the DMC and certified as to their accuracy by the Authorized Person but shall exclude the Development Common Areas and Facilities, the Carpark Common Areas and Facilities, the Residential Common Areas and Facilities, the Tower Common Areas and Facilities and such areas within the Development the exclusive right and privilege to hold, use, occupy and enjoy which belongs to any particular Owner and such facilities within the Development serving only any particular Owner; and

6. “Carpark Common Areas and Facilities”

means :-

- (a) such areas on the B1 Floor of the Development (other than those specifically designated as Residential Parking Spaces (as defined in the DMC) and Motor Cycle Parking Spaces (as defined in the DMC)) and shown on the Building Plans

(as defined in the DMC) including electricity meter rooms, driveways, passages, ramps, control gates and panels, columns, walls and beams and all the water pipes, drains, wires, cables, lighting, car park air vent ducts, sprinkler pump room, sprinkler tank, fire fighting installation and equipment serving the Motor Cycle Parking Spaces and the Residential Parking Spaces as a whole, service ducts, extra low-voltage ducts, air ducts, electrical ducts, fan room (for staircase pressurization), fresh air intake fan room, car park exhaust fan rooms, lift lobbies (at the B1 Floor of the Development), service lift lobbies (at the B1 Floor of the Development), electricity recharging facilities, mechanical ventilation system, staircase pressurization and any other facilities installed for the use and benefit of the Motor Cycle Parking Spaces and Residential Parking Spaces and which are (if and where capable of being shown on plans) for identification purposes only shown and coloured Yellow on the plans annexed to the DMC and certified as to their accuracy by the Authorized Person; and

- (b) such other areas, systems, devices, services and facilities of and in the Land and the Development as may at any time be designated as Carpark Common Areas and Facilities by the First Owner in accordance with this Deed,

but shall exclude the Development Common Areas and Facilities, the Residential Common Areas and Facilities, the Tower Common Areas and Facilities, the House Common Areas and Facilities and such areas within the Development the exclusive right and privilege to hold, use, occupy and enjoy which belongs to any particular Owner and such facilities within the Development serving only any particular Owner.

B. NUMBER OF UNDIVIDED SHARES ASSIGNED TO EACH RESIDENTIAL PROPERTY IN THE DEVELOPMENT

(A) Houses

House Type	House Name	Undivided Shares
A	A	303
B	B1	255
	B2	254
	B3	254
	B5	257
	B6	258
	B7	257
	B8	256
	B9	261
	C	C1
C2		216
C3		219
C5		218
C6		217
C7		214
C8		215
C9		216
C10		216
C11		218
C12		217
C15		220
C16		220
C17		221
C18		221
C19		221
C22		216
C23		216
C25		216
C26		219
C27		219
C28		219
C29	219	
C30	219	
C31	223	
C1	C20	215
	C21	220

House Type	House Name	Undivided Shares	
D	D1	192	
	D2	190	
	D3	190	
	D5	191	
	D6	187	
	D7	194	
	D8	194	
	D9	194	
	D10	194	
	D11	194	
	D12	196	
	D15	195	
	D16	194	
	D17	193	
	D18	193	
	D19	190	
	D20	190	
	D21	190	
	D22	190	
	D23	190	
	D25	190	
	D26	190	
	D27	190	
	D28	188	
	Grand Total of All Houses		12849

(B) Flats

Tower 1

Floor	Flat	Undivided Shares
G/F	A	74
	B	77
	C	78
	D	44
	F	45
1/F	A	76
	B	76
	C	78
	D	45
	F	45
2/F - 9/F	A	546 (78 each)
	B	546 (78 each)
	C	546 (78 each)
	D	308 (44 each)
	E	301 (43 each)
	F	308 (44 each)
10/F	A	85
	B	84
	C	84
	D	48
	E	47
	F	48
Total of Tower 1		3589

Tower 2

Floor	Flat	Undivided Shares
G/F	B	47
	C	43
	D	43
	E	50
	F	53
1/F	B	48
	C	43
	D	43
	E	51
	F	54
2/F-9/F	A	308 (44 each)
	B	336 (48 each)
	C	301 (43 each)
	D	301 (43 each)
	E	336 (48 each)
	F	371 (53 each)
10/F	A	48
	B	52
	C	47
	D	47
	E	51
	F	57
Total of Tower 2		2730

Tower 3

Floor	Flat	Undivided Shares
G/F	B	47
	C	47
	D	45
	E	43
	F	45
	G	48
1/F	B	47
	C	48
	D	43
	E	43
	F	46
	G	65
2/F-9/F	A	490 (70 each)
	B	329 (47 each)
	C	336 (48 each)
	D	301 (43 each)
	E	301 (43 each)
	F	322 (46 each)
	G	343 (49 each)
10/F	A	135
	B	51
	C	52
	D	47
	E	47
	F	51
Total of Tower 3		3372

Tower 5 & 5A

Floor	Flat	Undivided Shares
G/F (Tower 5)	B	43
	C	44
	D	52
	E	51
1/F (Tower 5)	A	76
	B	43
	C	44
	D	52
	E	51
2/F-9/F (Tower 5)	A	532 (76 each)
	B	301 (43 each)
	C	308 (44 each)
	D	364 (52 each)
	E	357 (51 each)
	F	357 (51 each)
10/F (Tower 5)	A	82
	B	47
	C	48
	D	56
	E	55
	F	55
G/F (Tower 5A)	C	45
	D	43
	E	43
1/F (Tower 5A)	A	73
	C	49
	D	43
	E	43
2/F-9/F (Tower 5A)	A	511 (73 each)
	B	539 (77 each)
	C	343 (49 each)
	D	301 (43 each)
	E	301 (43 each)
10/F (Tower 5A)	A	145
	C	52
	D	47
	E	47
Total of Tower 5 & 5A		5643

Tower 6 & 6A

Floor	Flat	Undivided Shares
G/F (Tower 6)	A	78
	B	79
	D	79
	E	44
	F	44
	G	48
1/F (Tower 6)	A	78
	B	79
	D	80
	E	44
	F	44
	G	48
2/F-9/F (Tower 6)	A	546 (78 each)
	B	553 (79 each)
	C	546 (78 each)
	D	560 (80 each)
	E	308 (44 each)
	F	308 (44 each)
	G	336 (48 each)
10/F (Tower 6)	A	149
	C	85
	D	86
	E	48
	F	48
	G	52
G/F (Tower 6A)	C	47
	D	43
	E	43
1/F (Tower 6A)	B	56
	C	50
	D	43
	E	43
2/F-9/F (Tower 6A)	A	525 (75 each)
	B	385 (55 each)
	C	350 (50 each)
	D	301 (43 each)
	E	301 (43 each)

Floor	Flat	Undivided Shares
10/F (Tower 6A)	A	81
	B	60
	C	53
	D	47
	E	47
Total of Tower 6 & 6A		6845

The total number of Undivided Shares for the Development is 37,321.

C. TERMS OF YEARS FOR WHICH THE MANAGER OF THE DEVELOPMENT IS APPOINTED

The manager for the Development shall be appointed for an initial term of two (2) years commencing from the date of the DMC and to be continued thereafter until terminated in accordance with the terms of the DMC.

D. BASIS ON WHICH THE MANAGEMENT EXPENSES ARE SHARED AMONG THE OWNERS OF THE RESIDENTIAL PROPERTIES IN THE DEVELOPMENT

Each Owner of a Residential Unit shall contribute towards the Management Expenses (which shall be the costs, charges and expenses necessarily and reasonably incurred or to be incurred for the management and maintenance of the Land and the Development and the Common Areas and Facilities therein, and shall be based on the budget prepared by the Manager) (including the remuneration of the Manager) of the Development in such manner, amount and proportion as provided in the DMC by reference to the Management Shares (#) allocated to his Residential Unit and the principles provided in the DMC. In general, each Owner of a Residential Unit shall contribute towards the budgeted Management Expenses in proportion to the Management Shares allocated to his Residential Unit.

Note (#): The number of Undivided Shares allocated to each of the Residential Unit as shown in Part B above is the same as the number of Management Shares allocated to each of the Residential Unit in the Development. However, the total number of Undivided Shares in the whole Development is different from the total number of Management Shares in the whole Development. The total number of Undivided Shares of the whole Development is 37,321 and the total number of Management Shares of the whole Development is 37,221.

E. BASIS ON WHICH THE MANAGEMENT FEE DEPOSIT IS FIXED

A sum as security equivalent to three (3) months' management fee and such security amount shall be non-refundable but transferable.

F. THE AREA IN THE DEVELOPMENT RETAINED BY THE VENDOR FOR THE VENDOR'S OWN USE

Not Applicable.

Note: For full details, please refer to the DMC which is free for inspection during opening hours at the sales office. Full script of the DMC is available for inspection upon request and copies of the DMC can be obtained upon paying necessary photocopying charges.

A. 發展項目的公用地方

1. 「公用地方及設施」

合指發展項目公用地方及設施（定義見下文）、住宅公用地方及設施（定義見下文）、大廈公用地方及設施（定義見下文）、洋房公用地方及設施（定義見下文）、停車場公用地方及設施（定義見下文），以及第一業主（定義見公契）按照公契的條文指定為公用地方及設施的該發展項目（定義見公契）內所有有關部分、地方及設施（如有）。

2. 「發展項目公用地方及設施」

是指：-

- (a) 所有地基、支柱和構築物、通道、入口、樓梯、樓梯平台、位於該發展項目地下的行車道部分、斜路及運轉地方（包括但不限於將該發展項目地下連接至該發展項目地庫1層垃圾收集室的斜路部分，以及緊接該垃圾收集室外面的運轉地方）、車道入口及出口、迴旋處、行車道及行人路部分、護土牆（如有）、邊界圍牆、邊界牆及該發展項目的結構牆、緊急車輛通道部分、護牆、花槽、花槽裝飾、渠、現有樹木、水龍頭泵房、街道消防龍頭水缸、街道水龍頭泵房、總錶房、街道水龍頭水缸、雨水收集及灌溉泵房、食水及沖廁水泵房、主電掣房、電錶房、電力裝置、流動設備室、消防泵房、消防水缸、垃圾收集室、發電機房、客貨運升降機、升降機、升降機槽、升降機機房、升降機門、升降機按鈕及升降機指示燈（但不包括構成大廈公用地方及設施之一部分者）、業主委員會辦事處、看更或管理員辦公場所、公共天線系統、公共無線電/ 電視天線、有線電視系統、高電壓房、高電壓槽、低電壓房、低電壓槽、照明系統、照明導管及裝置、排水渠（包括任何通過該地段（定義見公契）的道路排水系統）、花灑系統、電纜槽、簷溝、水道、渠、污水渠（包括第一業主在政府土地之上或之下建造用以服務該發展項目或其任何部分的任何污水渠、排水渠或喉管）、儀錶、變壓器與附屬裝置及設施、照明裝置、控制板、喉管、管道、電線、電纜、閘、開關掣及其他為該發展項目提供鹹淡水、排污、氣體、電力、空調、機械通風及其他服務的各項設施（不論是否用管道輸送）、泵、電力裝置、垃圾處理設備、裝置、設備及設施、防火及消防設備及設施、保安系統及設施、清潔水缸、清潔水泵、消防水錶櫃、緊急發電機房、預備花灑閘櫃、電纜槽、低壓電纜槽、低壓電掣板、水錶檢查櫃、小型物流室、保安路障、排煙口及設施、排煙系統、地面臥式排煙口上蓋；
- (b) 該地段內所有斜坡構築物（定義見公契）；
- (c) 噪音緩解措施（定義見公契）；及
- (d) 第一業主在任何時候按照公契的規定指定為發展項目公用地方及設施的該地段及該發展項目內其他地方、系統、裝置、服務及設施，

以及為該發展項目提供或在該發展項目安裝擬整體供該發展

項目共用和享用，而非只供任何特定單位（定義見公契）使用和享用的其他地方和任何其他系統、服務、裝置及設施，其位置（若可在圖則上顯示）在附錄於公契的圖則上用綠色顯示僅作識別之用並由認可人士（定義見公契）核實其準確性，但不包括住宅公用地方及設施、大廈公用地方及設施、洋房公用地方及設施、停車場公用地方及設施，以及在該發展項目之內而其持有、使用、佔用和享用的專有權利及特權屬於任何特定業主（定義見公契）的地方，以及該發展項目內只為任何特定業主服務的設施；然而，在適當的情況下，若 (i) 該發展項目中任何部分被BMO（定義見公契）第2條的「公用部分」定義 (a) 段涵蓋，及/ 或 (ii) 被BMO附表1指明及被該條例第2條的「公用部分」定義 (b) 段所包含，該等部分（除非構成一個單位或停車場公用地方及設施、住宅公用地方及設施、大廈公用地方及設施或洋房公用地方及設施的一部分）須當作包括在發展項目公用地方及設施之內及構成其一部分。

3. 「住宅公用地方及設施」

是指在該發展項目提供或在該發展項目安裝以供不同單位（定義見公契）及洋房（定義見公契）的業主、佔用人、被許可人或獲邀人士共用和享用的地方，並且包括：-

- (a) 位於該發展項目地下的行車道部分、斜路及運轉地方、行車道及行人路部分、緊急車輛通道部分；
- (b) 康樂設施（定義見公契）；
- (c) 單車車位（定義見公契）、傷殘人士車位（定義見公契）、訪客車位（定義見公契）、服務單車車位、傷殘人士車位及訪客車位的消防裝置及設備，以及任何其他為供單車車位、傷殘人士車位及訪客車位使用和享用而安裝的設施；
- (d) 位於該發展項目地下的上落客貨車位；及
- (e) 第一業主在任何時候按照公契的規定指定為住宅公用地方及設施的該地段及該發展項目內其他地方、系統、裝置、服務及設施，

以及為該發展項目提供或在該發展項目安裝擬整體供住宅單位（定義見公契）共用和享用，而非只供任何特定住宅單位使用和享用的其他地方和任何其他系統、服務、裝置、設施及園景美化範圍，其位置（若可在圖則上顯示）在附錄於公契的圖則上用靛藍色顯示僅作識別之用並由認可人士核實其準確性，但不包括發展項目公用地方及設施、停車場公用地方及設施、洋房公用地方及設施、大廈公用地方及設施，以及在該發展項目之內而其持有、使用、佔用和享用的專有權利及特權屬於任何特定業主的地方，以及該發展項目內只為任何特定業主服務的設施；

4. 「大廈公用地方及設施」

是指：-

- (a) 住宅大廈的住宅基座平台支撐牆、樑及支柱的構築物及內部、外牆的任何百葉窗、建築裝飾、陽篷裝置、外飾

面及裝飾、幕牆（定義見公契）、部分天台、上層天台（(i) 第3座10樓A室；(ii) 第5A座10樓A室；及 (iii) 第6座10樓A室的上層天台除外）、上層天台的吊船系統、休憩用地、管理員櫃位、水缸及泵房、消防泵和消防輸送水缸及泵房、公共走廊、垃圾房、家居垃圾房的風機房、泵房、沖廁水缸、電力房、電纜槽、特低電壓房、特低電壓槽、電錶房、入口大堂、花槽、水裝飾、電掣房、過濾機、露台及工作平台頂部、空調機平台、大門入口、建築保養裝置（定義見公契第4.8(b)條）、通道、入口、樓梯、豎梯、樓梯平台、轉換層、照明系統、照明導管及裝置、照明裝置、排水渠（包括任何通過該地段的道路排水系統）、電線槽、簷溝、水道、渠、污水渠（包括第一業主在政府土地之上或之下建造專門服務單位或其任何部分的任何污水渠、排水渠或喉管）、儀錶、控制板、喉管、排水管、管道、電線、電纜、氣閘、開關掣及其他為單位提供鹹淡水、排污、氣體、電力、空調、機械通風及其他服務的各項設施（不論是否用管道輸送）、泵、衛生設備、電力裝置、垃圾處理設備、裝置、設備及設施、防火及消防設備及設施、花灑系統、保安系統及設施、調壓缸、煤氣控制室、管槽、電錶櫃、水錶櫃、特低電壓櫃、電纜室、簷篷、供排水管道、食水、沖廁水及清潔水增壓泵房、升降機大堂（地庫1層的升降機大堂除外）、客貨運升降機大堂（地庫1層的客貨運升降機大堂除外）、升降機、升降機槽、升降機機房、升降機門、升降機按鈕及升降機指示燈；

- (b) 從住宅大廈（定義見公契）地下（包括該層）至天台（包括該層）及上層天台的外牆（包括幕牆）；
- (c) 公共圍牆（定義見公契）；
- (d) 將附錄於公契的圖則上用紫色顯示的地方與任何單位或其任何部分分隔，或與附錄於公契的圖則上用顏色顯示為發展項目公用地方及設施、住宅公用地方及設施、洋房公用地方及設施或停車場公用地方及設施的任何地方分隔的任何牆壁、圍牆或門（不論是否結構性或承重）的內半部分；
- (e) 第一業主在任何時候按照公契的規定指定為大廈公用地方及設施的該地段及該發展項目內其他地方、系統、裝置、服務及設施，

以及為住宅大廈提供或在住宅大廈安裝擬整體供單位共用和享用，而非只供任何特定單位使用和享用的其他地方和任何其他系統、服務、裝置及設施，其位置（若可在圖則上顯示）在附錄於公契的圖則上用紫色顯示僅作識別之用並由認可人士核實其準確性，但不包括發展項目公用地方及設施、停車場公用地方及設施、住宅公用地方及設施、洋房公用地方及設施，以及在該發展項目之內而其持有、使用、佔用和享用的專有權利及特權屬於任何特定業主的地方，以及該發展項目內只為任何特定業主服務的設施；

5. 「洋房公用地方及設施」

是指：-

- (a) 位於該發展項目地下的行車道部分、斜路及運轉地方、行車道及行人路部分、緊急車輛通道部分、洋房的水錶房、洋房的食水及沖廁水泵房、泵、設備及設施；
- (b) 將附錄於公契的圖則上用棕色顯示的地方與任何洋房或其任何部分分隔，或與附錄於公契的圖則上用顏色顯示為發展項目公用地方及設施、住宅公用地方及設施、大廈公用地方及設施或停車場公用地方及設施的任何地方分隔的任何牆壁、圍牆或門（不論是否結構性或承重）的內半部分；
- (c) 第一業主在任何時候按照公契的規定指定為洋房公用地方及設施的該地段及該發展項目內其他地方、系統、裝置、服務及設施；及

以及為該發展項目提供或在該發展項目安裝擬整體供洋房共用和享用，而非只供任何特定洋房使用和其他地方和任何其他系統、服務、裝置、設施及園景美化範圍，其位置（若可在圖則上顯示）在附錄於公契的圖則上用棕色顯示僅作識別之用並由認可人士核實其準確性，但不包括發展項目公用地方及設施、停車場公用地方及設施、住宅公用地方及設施、大廈公用地方及設施，以及在該發展項目之內而其持有、使用、佔用和享用的專有權利及特權屬於任何特定業主的地方，以及該發展項目內只為任何特定業主服務的設施；及

6. 「停車場公用地方及設施」

是指：-

- (a) 建築圖則（定義見公契）顯示位於該發展項目地庫1層的地方（特別指定為住宅車位（定義見公契）及電單車車位（定義見公契）的地方除外），包括電錶房、行車道、通道、斜路、控制閘及控制板、支柱、牆壁、樑及整體服務電單車車位及住宅車位的所有水管、排水渠、電線、電纜、照明、停車場通風槽、花灑泵房、花灑水缸、消防裝置及設備、裝備槽、特低電壓槽、氣槽、電線槽、風機房（供密封樓梯）、鮮風進風機房、停車場抽氣扇、升降機大堂（位於該發展項目地庫1層）、客貨運升降機大堂（位於該發展項目地庫1層）、電力充電設施、機械通風系統、密封樓梯以及為供電單車車位和住客車位使用和享用而安裝的任何其他設施，其位置（若可在圖則上顯示）在附錄於公契的圖則上用黃色顯示僅作識別之用並由認可人士核實其準確性；及
- (b) 第一業主在任何時候按照公契的規定指定為停車場公用地方及設施的該地段及該發展項目內其他地方、系統、裝置、服務及設施，

但不包括發展項目公用地方及設施、住宅公用地方及設施、大廈公用地方及設施、洋房公用地方及設施，以及在該發展

項目之內而其持有、使用、佔用和享用的專有權利及特權屬於任何特定業主的地方，以及該發展項目內只為任何特定業主服務的設施。

B. 分配予發展項目中的每個住宅物業的不分割份數的數目

(A) 洋房

洋房類別	洋房名稱	不分割份數
A	A	303
B	B1	255
	B2	254
	B3	254
	B5	257
	B6	258
	B7	257
	B8	256
	B9	261
	C	C1
C2		216
C3		219
C5		218
C6		217
C7		214
C8		215
C9		216
C10		216
C11		218
C12		217
C15		220
C16		220
C17		221
C18		221
C19		221
C22		216
C23		216
C25		216
C26		219
C27		219
C28	219	
C29	219	
C30	219	
C31	223	
C1	C20	215
	C21	220

洋房類別	洋房名稱	不分割份數	
D	D1	192	
	D2	190	
	D3	190	
	D5	191	
	D6	187	
	D7	194	
	D8	194	
	D9	194	
	D10	194	
	D11	194	
	D12	196	
	D15	195	
	D16	194	
	D17	193	
	D18	193	
	D19	190	
	D20	190	
	D21	190	
	D22	190	
	D23	190	
	D25	190	
	D26	190	
	D27	190	
	D28	188	
	所有洋房所佔總數		12849

(B) 單位

第1座

樓層	單位	不分割份數
地下	A	74
	B	77
	C	78
	D	44
	F	45
	1樓	A
B		76
C		78
D		45
F		45
2樓至9樓		A
	B	546 (各78份)
	C	546 (各78份)
	D	308 (各44份)
	E	301 (各43份)
	F	308 (各44份)
10樓	A	85
	B	84
	C	84
	D	48
	E	47
	F	48
第1座所佔總數		3589

第2座

樓層	單位	不分割份數
地下	B	47
	C	43
	D	43
	E	50
	F	53
1樓	B	48
	C	43
	D	43
	E	51
	F	54
2樓至9樓	A	308 (各44份)
	B	336 (各48份)
	C	301 (各43份)
	D	301 (各43份)
	E	336 (各48份)
	F	371 (各53份)
10樓	A	48
	B	52
	C	47
	D	47
	E	51
	F	57
第2座所佔總數		2730

第3座

樓層	單位	不分割份數
地下	B	47
	C	47
	D	45
	E	43
	F	45
	G	48
1樓	B	47
	C	48
	D	43
	E	43
	F	46
	G	65
2樓至9樓	A	490 (各70份)
	B	329 (各47份)
	C	336 (各48份)
	D	301 (各43份)
	E	301 (各43份)
	F	322 (各46份)
	G	343 (各49份)
10樓	A	135
	B	51
	C	52
	D	47
	E	47
	F	51
第3座所佔總數		3372

第5及第5A座

樓層	單位	不分割份數
地下 (第5座)	B	43
	C	44
	D	52
	E	51
1樓 (第5座)	A	76
	B	43
	C	44
	D	52
2樓至9樓 (第5座)	E	51
	A	532 (各76份)
	B	301 (各43份)
	C	308 (各44份)
	D	364 (各52份)
	E	357 (各51份)
10樓 (第5座)	F	357 (各51份)
	A	82
	B	47
	C	48
	D	56
	E	55
地下 (第5A座)	F	55
	C	45
	D	43
1樓 (第5A座)	E	43
	A	73
	C	49
	D	43
2樓至9樓 (第5A座)	E	43
	A	511 (各73份)
	B	539 (各77份)
	C	343 (各49份)
	D	301 (各43份)
10樓 (第5A座)	E	301 (各43份)
	A	145
	C	52
	D	47
第5及第5A座所佔總數		5643

第6及第6A座

樓層	單位	不分割份數
地下 (第6座)	A	78
	B	79
	D	79
	E	44
	F	44
	G	48
	1樓 (第6座)	A
B		79
D		80
E		44
F		44
G		48
2樓至9樓 (第6座)	A	546 (各78份)
	B	553 (各79份)
	C	546 (各78份)
	D	560 (各80份)
	E	308 (各44份)
	F	308 (各44份)
	G	336 (各48份)
10樓 (第6座)	A	149
	C	85
	D	86
	E	48
	F	48
	G	52
地下 (第6A座)	C	47
	D	43
	E	43
1樓 (第6A座)	B	56
	C	50
	D	43
	E	43
2樓至9樓 (第6A座)	A	525 (各75份)
	B	385 (各55份)
	C	350 (各50份)
	D	301 (各43份)
	E	301 (各43份)
10樓 (第6A座)	A	81
	B	60
	C	53
	D	47
	E	47
第6及第6A座所佔總數		6845

該發展項目的不分割份數總數是37,321份。

C. 有關發展項目的管理人的委任年期

該發展項目的管理人的初始任期為自公契日期起兩(2)年，並隨後續任，直至按照公契的條文被終止委任。

D. 管理開支按甚麼基準在發展項目中的住宅物業的擁有人之間分擔

住宅單位每名業主須參照其住宅單位獲分配的管理份數(#)和公契規定的原則，按公契規定的方式、金額及比例攤分該發展項目的管理開支(包括管理與保養該地段、該發展項目及該發展項目的公用地方及設施所必需和合理地產生或將會產生的費用、收費及支出)(包括管理人的酬金)。一般而言，住宅單位每名業主須按照其住宅單位獲分配的管理份數的比例攤分管理開支預算。

註(#): 上述B部所顯示分配給每個住宅單位的不分割分數數目，與分配給該發展項目每個住宅單位的管理份數數目相同。然而，整個發展項目的不分割分數總數則有別於整個發展項目的管理分數總數。整個發展項目的不分割分數總數為37,321份，而整個發展項目的管理分數總數則為37,221份。

E. 計算管理費按金的基準

每名業主應繳付相等於三(3)個月管理費的款項作為保證按金。保證按金將不予退還，但可以轉戶。

F. 擁有人在該發展項目中保留作自用的範圍

不適用。

附註：請查閱公契以了解全部詳情。完整的公契可於售樓處開放時間內免費查閱，並且可支付所需影印費用後取得公契的副本。

1. The Development is constructed on Tuen Mun Town Lot No.427 (the "Lot"), which is held under New Grant No.21529 (the "Land Grant") dated 27 February 2013.
2. The Lot is granted for a term of 50 years commencing from 27 February 2013.
3. Formation of the Green Area and the Green Stippled Black Area

Special Condition No. (2) of the Land Grant stipulates that:-

"(2) (a) The Purchaser shall:

- (i) within 78 calendar months from the date of this Agreement (or such other extended periods as may be approved by the Director), at his own expense, in such manner, with such materials and to such standards, levels, alignment and design as the Director shall approve and in all respects to the satisfaction of the Director:
 - (I) lay and form that portion of future public roads shown coloured green on the plan annexed hereto (hereinafter referred to as "the Green Area"); and
 - (II) provide and construct such bridges, tunnels, over-passes, under-passes, culverts, viaducts, flyovers, pavements, roads or such other structures as the Director in his sole discretion may require (hereinafter collectively referred to as "the Green Area Structures")

so that building, vehicular and pedestrian traffic may be carried on the Green Area;

- (ii) within 78 calendar months from the date of this Agreement (or such other extended periods as may be approved by the Director), at his own expense and to the satisfaction of the Director, surface, kerb and channel the Green Area and provide the same with such gullies, sewers, drains, fire hydrants with pipes connected to water mains, street lights, traffic signs, street furniture and road markings as the Director may require; and
- (iii) maintain at his own expense the Green Area together with the Green Area Structures and all structures, surfaces, gullies, sewers, drains, fire hydrants, services, street lights, traffic signs, street furniture, road markings and plant constructed, installed and provided thereon or therein to the satisfaction of the Director until such time as possession of the Green Area has been re-delivered to the Government in accordance with Special Condition No. (3) hereof.

(b) The Purchaser shall:

- (i) within 24 calendar months from the date of this Agreement (or such other extended periods as may be approved by the Director), at his own expense, in such manner, with such materials and to such standards, levels, alignment and design as the Director shall approve and in all respects to the satisfaction of the Director:
 - (I) lay and form that portion of future public roads shown coloured green stippled black on the plan annexed hereto (hereinafter referred to as "the Green Stippled Black Area"); and
 - (II) provide and construct such bridges, tunnels, over-passes, under-passes, culverts, viaducts, flyovers, pavements, roads or such other structures as the Director in his sole discretion may require (hereinafter collectively referred to as "the Green Stippled Black Area Structures")

so that building, vehicular and pedestrian traffic may be carried on the Green Stippled Black Area;
- (ii) within 24 calendar months from the date of this Agreement (or such other extended periods as may be approved by the Director), at his own expense and to the satisfaction of the Director, surface, kerb and channel the Green Stippled Black Area and provide the same with such gullies, sewers, drains, fire hydrants with pipes connected to water mains, street lights, traffic signs, street furniture and road markings as the Director may require; and
- (iii) maintain at his own expense the Green Stippled Black Area together with the Green Stippled Black Area Structures and all structures, surfaces, gullies, sewers, drains, fire hydrants, services, street lights, traffic signs, street furniture, road markings and plant constructed, installed and provided thereon or therein to the satisfaction of the Director until such time as possession of the Green Stippled Black Area has been re-delivered to the Government in accordance with Special Condition No. (3) hereof.

(c) In the event of the non-fulfilment of the Purchaser's obligations under sub-clause (a) or (b) of this Special Condition, the Government may carry out the necessary works at the cost of the Purchaser who shall pay to the Government on demand a sum equal to the cost

thereof, such sum to be determined by the Director whose determination shall be final and binding upon the Purchaser.

- (d) The Government shall have no liability in respect of any loss, damage, nuisance or disturbance whatsoever caused to or suffered by the Purchaser or any other person whether arising out of or incidental to the fulfilment of the Purchaser's obligations under sub-clauses (a) and (b) of this Special Condition or the exercise of the rights by the Government under sub-clause (c) of this Special Condition or otherwise, and no claim whatsoever shall be made against the Government by the Purchaser in respect of any such loss, damage, nuisance or disturbance."

4. Restriction on use of the Green Area and the Green Stippled Black Area

Special Condition No. (4) of the Land Grant stipulates that:-

"(4) The Purchaser shall not without the prior written consent of the Director use the Green Area and the Green Stippled Black Area or any part or parts thereof for the purpose of storage or for the erection of any temporary structure or for any purposes other than the carrying out of the works specified in Special Condition No. (2) hereof."

5. Existing passageways

Special Condition No. (6) of the Land Grant stipulates that:-

"(6) (a) The Purchaser hereby acknowledges that there are existing passageways within the areas respectively shown coloured green hatched black cross-hatched red and brown cross-hatched red on the plan annexed hereto (hereinafter respectively referred to as "the Green Hatched Black Cross-hatched Red Area" and "the Brown Cross-hatched Red Areas") and those portions of the lot respectively shown coloured pink cross-hatched red and pink cross-hatched red stippled black on the plan annexed hereto (hereinafter respectively referred to as "the Pink Cross-hatched Red Area" and "the Pink Cross-hatched Red Stippled Black Area").

(b) The Purchaser shall before completion of the formation of the areas shown coloured brown on the plan annexed hereto (hereinafter referred to as "the Brown Areas") and the Brown Cross-hatched Red Areas in accordance with Special Condition No. (7) (a) hereof, at his own expense and in all respects to the satisfaction of the Director:

- (i) keep, maintain and repair those parts of the existing passageways within the Brown Cross-hatched Red Areas (hereinafter collectively referred to as "the Existing Passageway 1") and allow free access over and along the Existing

- Passageway 1 for all Government and public vehicular and pedestrian traffic free of cost and without hindrance; and
- (ii) keep, maintain and repair those parts of the existing passageways within the Pink Cross-hatched Red Area and the Pink Cross-hatched Red Stippled Black Area (hereinafter collectively referred to as “the Existing Passageway 2”) and allow free access over and along the Existing Passageway 2 for all Government and public vehicular and pedestrian traffic free of cost and without hindrance.
- (c) (i) The Purchaser shall at all times during the term hereby agreed to be granted, at his own expense and in all respects to the satisfaction of the Director keep, maintain and repair that part of the existing passageways within the Green Hatched Black Cross-hatched Red Area (hereinafter referred to as “the Existing Passageway 3”) and allow free access over and along the Existing Passageway 3 for all Government and public vehicular and pedestrian traffic free of cost and without hindrance. The Purchaser shall not close, alter, divert or demolish the Existing Passageway 3 and shall ensure at all times that the Existing Passageway 3 shall not be interfered with or obstructed.
- (ii) Notwithstanding sub-clause (c)(i) of this Special Condition, the obligations of the Purchaser in respect of the Existing Passageway 3 under the said sub-clause (c)(i) shall absolutely determine upon the Government giving to the Purchaser notice to that effect, and no claim whatsoever shall be made against the Government by the Purchaser in respect of any loss, damage, nuisance or disturbance suffered or any expense incurred as a result of such determination. However, such determination shall be without prejudice to any rights or remedies of the Government in respect of any antecedent breach, non-performance or non-observance of the said sub-clause (c)(i).
- (d) The Government shall have no liability in respect of any loss, damage, nuisance or disturbance whatsoever caused to or suffered by the Purchaser or any other person whether arising out of or incidental to the fulfilment of the Purchaser’s obligations under sub-clauses (b) and (c) of this Special Condition or otherwise, and no claim whatsoever shall be made against the Government by the Purchaser in respect of any such loss, damage, nuisance or disturbance.”
6. Formation of the Brown Areas and the Brown Cross-hatched Red Areas
Special Condition No. (7) of the Land Grant stipulates that:-
“(7)(a) The Purchaser shall:
- (i) within 24 calendar months from the date of this Agreement (or such other extended periods as may be approved by the Director), at his own expense, in such manner, with such materials and to such standards, levels, alignment and design as the Director shall approve and in all respects to the satisfaction of the Director lay, form and construct a new passageway on the Brown Areas and the Brown Cross-hatched Red Areas and provide thereon such street furniture, traffic aids, street lighting, sewers, drains and other structures as the Director in his sole discretion may require (hereinafter collectively referred to as “the New Passageway Structures”) so that vehicular and pedestrian traffic may be carried on the Brown Areas and the Brown Cross-hatched Red Areas; and
- (ii) at his own expense uphold, maintain and repair the Brown Areas and the Brown Cross-hatched Red Areas together with the New Passageway Structures in good and substantial repair and condition in all respects to the satisfaction of the Director until such time as possession of the Brown Areas and the Brown Cross-hatched Red Areas has been re-delivered to the Government in accordance with sub-clause (c) of this Special Condition.
- (b) In the event of non-fulfilment of the Purchaser’s obligations under sub-clause (a) of this Special Condition, the Government may carry out the necessary works at the cost of the Purchaser who shall pay to the Government on demand a sum equal to the cost thereof, such sum to be determined by the Director whose determination shall be final and binding upon the Purchaser.
- (c) For the purpose only of carrying out the necessary works specified in Special Condition No. (6)(b)(i) hereof and sub-clause (a) of this Special Condition, the Purchaser shall on the date of this Agreement be granted possession of the Brown Areas and the Brown Cross-hatched Red Areas. The Brown Areas and the Brown Cross-hatched Red Areas or any part or parts thereof shall be re-delivered to the Government on demand and in any event shall be deemed to have been re-delivered to the Government by the Purchaser on the date of a letter from the Director indicating that these Conditions have been complied with to his satisfaction.
- (d) After completion of the formation of the Brown Areas and the Brown Cross-hatched Red Areas in accordance with sub-clause (a) of this Special Condition, the Purchaser shall at all times while he is in possession of the Brown Areas and the Brown Cross-hatched Red Areas or any part or parts thereof allow free access over and along the Brown Areas and the Brown Cross-hatched Red Areas or any part or parts thereof for all Government and public vehicular and pedestrian traffic in all respects to the satisfaction of the Director. For the avoidance of doubt, the Purchaser shall ensure that the Existing Passageway 1 and the Existing Passageway 3 shall not be interfered with or obstructed by the carrying out of the works whether under Special Condition No. (6)(b)(i) hereof or sub-clause (a) of this Special Condition or otherwise, and the Purchaser shall not close, alter, divert or demolish the Existing Passageway 2 until the Director shall have given his written confirmation indicating that the Purchaser has fulfilled his obligations under Special Condition No. (7)(a)(i) hereof in all respects to the satisfaction of the Director.
- (e) The Purchaser shall not without the prior written consent of the Director use the Brown Areas and the Brown Cross-hatched Red Areas or any part or parts thereof for the purpose of storage or for the erection of any temporary structure or for any purposes other than the carrying out of the works specified in Special Condition No. (6)(b)(i) hereof and sub-clause (a) of this Special Condition.
- (f) The Purchaser hereby acknowledges and agrees that the Government shall have full right and power, upon giving to the Purchaser not less than fourteen days’ written notice (except in case of emergency in respect of which the decision of the Director shall be final and binding upon the Purchaser), to lay, install, relay, divert, remove, re-provision, replace, inspect, operate, repair, maintain and renew any Government or other drain, culvert, waterway or watercourse, sewer, nullah, water main, pipe, cable, wire, utility service or any other works or installations (all together hereinafter referred to as “the Brown Areas and the Brown Cross-hatched Red Areas Services”) which are now or may hereafter be upon, over, under or adjacent to the Brown Areas and the Brown Cross-hatched Red Areas as the Director may in his absolute discretion deem fit, and to make good any and all damage caused thereby. The Purchaser shall not disturb or allow anybody to disturb the Brown Areas and the Brown Cross-hatched Red Areas Services without the prior written approval of the Director.
- (g) The Purchaser shall at all times while he is in possession of the Brown Areas and the Brown Cross-hatched Red Areas or any part or parts thereof permit the Government, the Director, its or his officers, contractors, agents and other authorized personnel with or without tools, equipment, machinery or motor vehicles the right of free ingress, egress and regress to, from and through the lot, the Brown Areas and the Brown Cross-hatched Red Areas or any part or parts thereof for the purpose of inspecting, checking and supervising any works to be carried out in compliance with Special Condition No. (6)(b)(i) hereof and sub-clause (a) of this Special Condition and the carrying out, inspecting,

checking and supervising of the works under sub-clauses (b) and (f) of this Special Condition and any other works which the Director may consider necessary in the Brown Areas and the Brown Cross-hatched Red Areas.

(h) Save in respect of making good any and all damage caused by the exercise of the rights and powers under sub-clauses (f) and (g) of this Special Condition, the Government, the Director, its or his officers, contractors, agents and other authorized personnel shall have no liability in respect of any loss, damage, nuisance or disturbance whatsoever caused to or suffered by the Purchaser or any other person whether arising out of or incidental to the fulfilment of the Purchaser's obligations under sub-clauses (a) and (d) of this Special Condition or the exercise of the rights by the Government, the Director, its or his officers, contractors, agents and other authorized personnel under sub-clauses (b), (f) and (g) of this Special Condition or otherwise, and no claim whatsoever shall be made against any of them by the Purchaser in respect of any such loss, damage, nuisance or disturbance.

(i) The Purchaser hereby indemnifies and shall keep indemnified the Government from and against all liabilities and all actions, proceedings, costs, claims, expenses, losses, damages, charges and demands of whatsoever nature arising out of or in connection with anything done or omitted to be done by the Purchaser, his servants, workmen and contractors in connection with the formation, construction, repair and maintenance of the Brown Areas and the Brown Cross-hatched Red Areas or the repair and maintenance of the Green Hatched Black Cross-hatched Red Area."

7. Building covenant

Special Condition No. (8) of the Land Grant stipulates that:-

"(8) The Purchaser shall develop the lot by the erection thereon of a building or buildings complying in all respects with these Conditions and all Ordinances, byelaws and regulations relating to building, sanitation and planning which are or may at any time be in force in Hong Kong, such building or buildings to be completed and made fit for occupation on or before the 30th day of September 2019."

8. User restrictions

Special Condition No. (9) of the Land Grant stipulates that:-

"(9) The lot or any part thereof or any building or part of any building erected or to be erected thereon shall not be used for any purpose other than for private residential purposes."

9. Non-building areas

Special Condition No. (11) of the Land Grant stipulates that:-

"(11) Except with the prior written consent of the Director, no driveway or building or structure or support for any building or structure shall be erected, constructed or

placed on or above ground level within those portions of the lot respectively shown coloured pink hatched black and pink stippled black on the plan annexed hereto (hereinafter respectively referred to as "the Pink Hatched Black Areas" and "the Pink Stippled Black Areas") and the Pink Cross-hatched Red Stippled Black Area except:

- (a) boundary walls or fences or both on the Pink Hatched Black Areas, the Pink Stippled Black Areas and the Pink Cross-hatched Red Stippled Black Area;
- (b) a driveway or driveways on the Pink Stippled Black Areas and the Pink Cross-hatched Red Stippled Black Area; and
- (c) part of the Existing Passageway 2 within the Pink Cross-hatched Red Stippled Black Area before completion of the formation of the Brown Areas and the Brown Cross-hatched Red Areas in accordance with Special Condition No. (7)(a) hereof.

For the purpose of this Special Condition, the decision of the Director as to what constitutes ground level and what constitutes a driveway shall be final and binding on the Purchaser."

10. Recreational facilities

Special Condition No. (14) of the Land Grant stipulates that:-

"(14)(a) The Purchaser may erect, construct and provide within the lot such recreational facilities and facilities ancillary thereto (hereinafter referred to as "the Facilities") as may be approved in writing by the Director. The type, size, design, height and disposition of the Facilities shall also be subject to the prior written approval of the Director.

(b) For the purpose of calculating the total gross floor area stipulated in Special Condition No. (10)(c) hereof, subject to Special Condition No. (49)(d) hereof, any part of the Facilities provided within the lot in accordance with sub-clause (a) of this Special Condition which are for the common use and benefit of the residents of the residential block or blocks erected or to be erected on the lot and their bona fide visitors shall not be taken into account. The remaining part of the Facilities which, in the opinion of the Director, are not for such use shall be taken into account for such calculation.

(c) In the event that any part of the Facilities is exempted from the gross floor area calculation pursuant to sub-clause (b) of this Special Condition (hereinafter referred to as "the Exempted Facilities"):

- (i) the Exempted Facilities shall be designated as and form part of the Common Areas referred to in Special Condition No. (23)(a)(v) hereof;
- (ii) the Purchaser shall at his own expense maintain the Exempted Facilities in good and substantial

repair and condition and shall operate the Exempted Facilities to the satisfaction of the Director; and

- (iii) the Exempted Facilities shall only be used by the residents of the residential block or blocks erected or to be erected on the lot and their bona fide visitors and by no other person or persons."

11. Preservation of trees

Special Condition No. (15) of the Land Grant stipulates that:-

"(15) No tree growing on the lot or adjacent thereto shall be removed or interfered with without the prior written consent of the Director who may, in granting consent, impose such conditions as to transplanting, compensatory landscaping or replanting as he may deem appropriate."

12. Landscaping

Special Condition No. (16) of the Land Grant stipulates that:-

"(16)(a) The Purchaser shall at his own expense submit to the Director for his approval a landscape master plan indicating the location, disposition and layout of the landscaping works to be provided within the lot in compliance with the requirements stipulated in sub-clause (b) of this Special Condition. No site formation works shall be commenced on the lot or any part thereof until the landscape master plan has been approved in writing by the Director and consent, if required, has been granted in respect of the proposals for the preservation of trees under Special Condition No. (15) hereof.

- (b) (i) The landscape master plan shall be at a scale of 1:500 or larger and shall contain information on the landscaping proposals including a survey and treatment of existing trees, site layout and formation levels, conceptual form of building development, illustrative layout of hard and soft landscaping areas, and such other information as the Director may require.
- (ii) Not less than 30% of the area of the lot shall be planted with trees, shrubs or other plants.
- (iii) Not less than 50% of the 30% referred to in sub-clause (b)(ii) of this Special Condition (hereinafter referred to as "the Greenery Area") shall be provided at such location or level as may be determined by the Director at his sole discretion so that the Greenery Area shall be visible to pedestrians or accessible by any person or persons entering the lot.
- (iv) The decision of the Director on which landscaping works proposed by the Purchaser constitutes the

30% referred to in sub-clause (b)(ii) of this Special Condition shall be final and binding on the Purchaser.

- (v) The Director at his sole discretion may accept other non-planting features proposed by the Purchaser as an alternative to planting trees, shrubs or other plants.
- (c) The Purchaser shall at his own expense landscape the lot in accordance with the approved landscape master plan in all respects to the satisfaction of the Director and no amendment, variation, alteration, modification or substitution of the approved landscape master plan shall be made without the prior written consent of the Director.
- (d) The Purchaser shall thereafter at his own expense keep and maintain the landscaped works in a safe, clean, neat, tidy and healthy condition all to the satisfaction of the Director.
- (e) The area or areas landscaped in accordance with this Special Condition shall be designated as and form part of the Common Areas referred to in Special Condition No. (23)(a)(v) hereof.”

13. Air ventilation assessment

Special Condition No. (17)(a) of the Land Grant stipulates that:-

“(17)(a) The Purchase shall within 6 calendar months from the date of this Agreement (or such other extended periods as may be approved by the Director), at his own expense and in all respects to the satisfaction of the Director of Planning and the Director submit or cause to be submitted to the Director of Planning and the Director for their approval in writing an air ventilation assessment (hereinafter referred to as “AVA”) containing, among others, such information and particulars as the Director of Planning and the Director may require including but not limited to the potential impacts on pedestrian wind environment in connection with the development of the lot, and recommendations for mitigation measures, improvement works and other measures and works.”

14. Residential Parking Spaces

Special Condition No. (26) of the Land Grant stipulates that:-

“(26)(a) (i) Spaces shall be provided within the lot to the satisfaction of the Director for the parking of motor vehicles licensed under the Road Traffic Ordinance, any regulations made thereunder and any amending legislation, and belonging to the residents of the building or buildings erected or to be erected on the lot and their bona fide guests, visitors or invitees (hereinafter referred to as “the Residential Parking Spaces”) at the following rates:

- (I) where a block or blocks of residential units (other than detached, semi-detached or terraced house or houses which is or are intended for use as single family residences) are provided within the lot, at a rate to be calculated by reference to the respective size of the residential units erected or to be erected on the lot as set out in the table below unless the Director consents to a rate or to a number different from those set out in the table below:

Size of each residential unit	Number of the Residential Parking Spaces to be provided
Less than 40 square metres	3 spaces for every 35 residential units or part thereof
Not less than 40 square metres but less than 70 square metres	1 space for every 7 residential units or part thereof
Not less than 70 square metres but less than 100 square metres	5 spaces for every 14 residential units or part thereof
Not less than 100 square metres but less than 160 square metres	5 spaces for every 7 residential units or part thereof
Not less than 160 square metres but less than 220 square metres	9 spaces for every 7 residential units or part thereof
Not less than 220 square metres	12 spaces for every 7 residential units or part thereof

- (II) where detached, semi-detached or terraced house or houses which is or are intended for use as single family residences are provided within the lot, at the rates of:
 - (A) one space for each such house where its gross floor area is less than 160 square metres and 1.5 spaces for each such house where its gross floor area is not less than 160 square metres but less than 220 square metres, provided that if the number of spaces to be provided under this sub-clause (a)(i)(II)(A) is a decimal number, the same shall be rounded up to the next whole number; and
 - (B) two spaces for each such house where its gross floor area is not less than 220 square metres.

For the purposes of this sub-clause (a)(i), the decision of the Director as to what constitutes a detached, semi-detached or terraced house and whether such house constitutes or is intended for use as a single family residence shall be final and binding on the Purchaser.

- (ii) For the purpose of sub-clause (a)(i)(I) of this Special Condition, the total number of spaces to be provided shall be the aggregate of the respective numbers of spaces calculated by reference to the respective size of each residential unit set out in the table in sub-clause (a)(i)(I) of this Special Condition. For the purpose of these Conditions, the term “size of each residential unit” in terms of gross floor area shall mean the sum of (I) and (II) below:

- (I) the gross floor area in respect of a residential unit exclusively used and enjoyed by the resident of that unit, which shall be measured from the exterior of the enclosing walls or parapet of such unit except where such enclosing walls separate two adjoining units in which case the measurement shall be taken from the middle of those walls, and shall include the internal partitions and columns within such unit, but, for the avoidance of doubt, shall exclude all floor area within such unit which are not taken into account for the calculation of the gross floor area stipulated in Special Condition No. (10)(c) hereof; and

- (II) the pro-rata gross floor area of the Residential Common Area (as hereinafter defined) in respect of a residential unit, and in so calculating, the total gross floor area of residential common area, which is for common use and benefit of the residents of the building or buildings erected or to be erected on the lot, outside the enclosing walls of the residential units but, for the avoidance of doubt, excluding all floor area which are not taken into account for the calculation of the gross floor area stipulated in Special Condition No. (10) (c) hereof (which residential common area is hereinafter referred to as “the Residential Common Area”) shall be apportioned to a residential unit by the following formula:

$$\text{The total gross floor area of the Residential Common Area} \times \frac{\text{The gross floor area in respect of a residential unit as calculated under sub-clause (a)(ii)(I) of this Special Condition}}{\text{The total gross floor area of all residential units as calculated under sub-clause (a)(ii)(I) of this Special Condition}}$$

(iii) Additional spaces for the parking of motor vehicles licensed under the Road Traffic Ordinance, any regulations made thereunder and any amending legislation, and belonging to the bona fide guests, visitors or invitees of the residents of the building or buildings erected or to be erected on the lot shall be provided at the following rates or at such other rates as may be approved by the Director:

- (I) three spaces for every block of residential units erected or to be erected on the lot which contains more than 75 residential units (hereinafter referred to as “block of more than 75 residential units”); and
- (II) one space for every 25 residential units (excluding the residential units in any block of more than 75 residential units) or part thereof in the building or buildings erected or to be erected on the lot.

For the avoidance of doubt, a detached, semi-detached or terraced house which is intended for use as a single family residence shall be regarded as a residential unit referred to in the sub-clause (a)(iii)(II) of this Special Condition. The decision of the Director as to whether a detached, semi-detached or terraced house constitutes or is intended for use as a single family residence shall be final and binding on the Purchaser.

(iv) The spaces provided under sub-clauses (a)(i)(I) (as may be adjusted pursuant to Special Condition No. (29) hereof), (a)(i)(II) and (a)(iii) (as may be adjusted pursuant to Special Condition No. (29) hereof) of this Special Condition shall not be used for any purpose other than those respectively stipulated therein and in particular the said spaces shall not be used for the storage, display or exhibiting of motor vehicles for sale or otherwise or for the provision of car cleaning and beauty services.

(b) (i) Out of the spaces provided under sub-clauses (a)(i)(I) (as may be adjusted pursuant to Special Condition No. (29) hereof), (a)(i)(II) and (a)(iii) (as may be adjusted pursuant to Special Condition No. (29) hereof) of this Special Condition, the Purchaser shall reserve and designate such number of spaces for the parking of motor vehicles by disabled persons as defined in the Road Traffic Ordinance, any regulations made thereunder and any amending legislation (which spaces to be so reserved and designated are hereinafter referred to as “the Parking Spaces for the Disabled Persons”) as the Building Authority may require and approve provided that a minimum of one space shall be so reserved and designated out of the spaces provided under sub-clause (a)(iii) of this Special Condition (as may be adjusted pursuant to Special Condition No. (29) hereof) and that the Purchaser shall not designate

or reserve all of the spaces provided under sub-clause (a)(iii) of this Special Condition (as may be adjusted pursuant to Special Condition No. (29) hereof) to become the Parking Spaces for the Disabled Persons.

- (ii) The Parking Spaces for the Disabled Persons shall not be used for any purpose other than for the parking of motor vehicles by disabled persons as defined in the Road Traffic Ordinance, any regulations made thereunder and any amending legislation, and belonging to the residents of the building or buildings erected or to be erected on the lot and their bona fide guests, visitors or invitees and in particular the said spaces shall not be used for the storage, display or exhibiting of motor vehicles for sale or otherwise or for the provision of car cleaning and beauty services.
- (c) (i) Spaces shall be provided within the lot to the satisfaction of the Director for the parking of motor cycles licensed under the Road Traffic Ordinance, any regulations made thereunder and any amending legislation, and belonging to the residents of the building or buildings erected or to be erected on the lot and their bona fide guests, visitors or invitees (hereinafter referred to as “the Motor Cycle Parking Spaces”) at a rate of 10 percent of the total number of spaces required to be provided under sub-clauses (a)(i)(I) and (a)(iii) of this Special Condition (as may be adjusted pursuant to Special Condition No. (29) hereof) unless the Director consents to another rate provided that if the number of spaces to be provided is a decimal number, the same shall be rounded up to the next whole number.
- (ii) The Motor Cycle Parking Spaces shall not be used for any purpose other than for the purpose set out in sub-clause (c)(i) of this Special Condition and in particular the said spaces shall not be used for the storage, display or exhibiting of motor vehicles for sale or otherwise or for the provision of car cleaning and beauty services.
- (d) (i) Except the Parking Spaces for the Disabled Persons, each of the spaces provided under sub-clauses (a)(i)(I) (as may be adjusted pursuant to Special Condition No. (29) hereof), (a)(i)(II) and (a)(iii) (as may be adjusted pursuant to Special Condition No. (29) hereof) of this Special Condition shall measure 2.5 metres in width and 5.0 metres in length with a minimum headroom of 2.4 metres.
- (ii) The dimensions of each of the Parking Spaces for the Disabled Persons shall be as the Building Authority may require and approve.
- (iii) Each of the Motor Cycle Parking Spaces shall measure 1.0 metre in width and 2.4 metres in length with a minimum headroom of 2.4 metres or such other

minimum headroom as may be approved by the Director.”

15. Loading and unloading

Special Condition No. (27) of the Land Grant stipulates that:-

“(27)(a) Spaces shall be provided within the lot to the satisfaction of the Director for the loading and unloading of goods vehicles at a rate of one space for every 800 residential units or part thereof in the building or buildings erected or to be erected on the lot or at such other rates as may be approved by the Director subject to a minimum of one loading and unloading space for each block of residential units erected or to be erected on the lot, such loading and unloading space to be located adjacent to or within each block of residential units. For the purpose of this sub-clause (a), a detached, semi-detached or terraced house which is intended for use as a single family residence shall not be regarded as a block of residential units or a residential unit. The decision of the Director as to whether a detached, semi-detached or terraced house constitutes or is intended for use as a single family residence shall be final and binding on the Purchaser.

(b) Each of the spaces provided under sub-clause (a) of this Special Condition shall measure 3.5 metres in width and 11.0 metres in length with a minimum headroom of 4.7 metres. Such spaces shall not be used for any purpose other than for the loading and unloading of goods vehicles in connection with the building or buildings erected or to be erected on the lot.”

16. Bicycle parking spaces

Special Condition No. (28) of the Land Grant stipulates that:-

“(28) Spaces shall be provided within the lot to the satisfaction of the Director for the parking of bicycles belonging to the residents of the building or buildings erected or to be erected on the lot and their bona fide guests, visitors or invitees at a rate of one space for every 15 residential units or part thereof with size of each residential unit being less than 70 square metres or at such other rates as may be approved by the Director. For the purpose of this Special Condition, a detached, semi-detached or terraced house which is intended for use as a single family residence shall not be regarded as a residential unit. The decision of the Director as to whether a detached, semi-detached or terraced house constitutes or is intended for use as a single family residence shall be final and binding on the Purchaser. “

17. Restriction on alienation of the Residential Parking Spaces and the Motor Cycle Parking Spaces

Special Condition No. (31) of the Land Grant stipulates that:-

“(31) (a) Notwithstanding that these Conditions shall have been observed and complied with to the satisfaction of the Director, the Residential Parking Spaces and the Motor Cycle Parking Spaces shall not be:

- (i) assigned except:
 - (I) together with undivided shares in the lot giving the right of exclusive use and possession of a residential unit or units in the building or buildings erected or to be erected on the lot; or
 - (II) to a person who is already the owner of undivided shares in the lot with the right of exclusive use and possession of a residential unit or units in the building or buildings erected or to be erected on the lot; or
- (ii) underlet except to residents of the residential units in the building or buildings erected or to be erected on the lot.

Provided that in any event not more than three in number of the total of the Residential Parking Spaces and the Motor Cycle Parking Spaces shall be assigned to the owner or underlet to the resident of any one residential unit in the building or buildings erected or to be erected on the lot. For the avoidance of doubt, a detached, semi-detached or terraced house which is intended for use as a single family residence shall be regarded as a residential unit. The decision of the Director as to whether a detached, semi-detached or terraced house constitutes or is intended for use as a single family residence shall be final and binding on the Purchaser.

- (b) Notwithstanding sub-clause (a) of this Special Condition, the Purchaser may, with the prior written consent of the Director, assign all the Residential Parking Spaces and the Motor Cycle Parking Spaces as a whole, but only to a wholly-owned subsidiary company of the Purchaser.
- (c) Sub-clause (a) of this Special Condition shall not apply to an assignment, underletting, mortgage or charge of the lot as a whole.
- (d) Sub-clauses (a) and (b) of this Special Condition shall not apply to the Parking Spaces for the Disabled Persons.”

18. Green Hatched Black Areas and Green Hatched Black Cross-hatched Red Area

Special Condition No. (37) of the Land Grant stipulates that:-

“(37)(a) The Purchaser shall at his own expense carry out and complete in all respects to the satisfaction of the Director such geotechnical investigations and such slope treatment, landslide preventive, mitigation and remedial works on the areas shown coloured green hatched black on the plan annexed hereto (hereinafter referred to as “the Green Hatched Black Areas”) and the Green Hatched Black Cross-hatched Red Area as the Director in his absolute discretion may require, and shall at all times during the term hereby agreed to be granted, at his own expense and in all respects to the satisfaction of the Director maintain the Green Hatched Black Areas and the Green Hatched Black Cross-hatched Red Area including all land, slope treatment works, earth-retaining structures, drainage and any other works therein and thereon in good and substantial repair and condition. In the event that any landslip, subsidence or falling away occurs within the Green Hatched Black Areas and the Green Hatched Black Cross-hatched Red Area or any part or parts thereof at any time during the term hereby agreed to be granted, the Purchaser shall at his own expense reinstate and make good the same to the satisfaction of the Director together with any adjacent or adjoining areas which, in the opinion of the Director (whose decision shall be final and binding on the Purchaser), have also been affected. The Purchaser shall indemnify the Government, its agents and contractors from and against all claims, proceedings, costs, damages and expenses whatsoever incurred by reason of such landslip, subsidence or falling away. The Purchaser shall ensure at all times that there shall be no illegal excavation or dumping on the Green Hatched Black Areas and the Green Hatched Black Cross-hatched Red Area and, subject to the prior written approval of the Director, the Purchaser may erect fences or other barriers on the Green Hatched Black Areas for the prevention of such illegal excavation or dumping. In addition to any other rights or remedies the Government may have in respect of any breach of these Conditions, the Director may at any time by notice in writing call upon the Purchaser to carry out such geotechnical investigations, slope treatment, landslip preventive, mitigation and remedial works and to maintain, reinstate and make good any land, structure or works affected by such landslip, subsidence or falling away, and if the Purchaser shall neglect or fail to comply with such notice in all respects to the satisfaction of the Director within

the period specified therein, the Director may, after the expiry of such period, execute and carry out the required works and the Purchaser shall on demand repay to the Government the cost thereof.

- (b) For the avoidance of doubt and without prejudice to the provisions of sub-clause (a) of this Special Condition, the Purchaser shall not carry out any works including but not limited to geotechnical investigations, slope treatment, landslip preventive, mitigation and remedial works, and maintenance works on the Green Hatched Black Cross-hatched Red Area without the prior written approval of the Director.
- (c) Notwithstanding sub-clause (a) of this Special Condition, the obligations and rights of the Purchaser in respect of the Green Hatched Black Areas and the Green Hatched Black Cross-hatched Red Area or any part or parts thereof under this Special Condition shall absolutely determine upon the Government giving to the Purchaser notice to that effect, and no claim whatsoever shall be made against the Government by the Purchaser in respect of any loss, damage, nuisance or disturbance suffered or any expense incurred as a result of such determination. However, such determination shall be without prejudice to any rights or remedies of the Government in respect of any antecedent breach, non-performance or non-observance of sub-clause (a) of this Special Condition.”

19. No rock crushing

Special Condition No. (38) of the Land Grant stipulates that:-

“(38) No rock crushing plant shall be permitted on the lot without the prior written approval of the Director.”

20. Anchor maintenance

Special Condition No. (39) of the Land Grant stipulates that:-

“(38) Where prestressed ground anchors have been installed, upon development or redevelopment of the lot or any part thereof, the Purchaser shall at his own expense carry out regular maintenance and regular monitoring of the prestressed ground anchors throughout their service life to the satisfaction of the Director and shall supply to the Director such reports and information on all such monitoring works as the Director may from time to time in his absolute discretion require. If the Purchaser shall neglect or fail to carry out the required monitoring works, the Director may forthwith execute and carry out the monitoring works and the Purchaser shall on demand repay to the Government the cost thereof.”

21. Drains and channels

Special Condition No. (42) of the Land Grant stipulates that:-

- “(42)(a) The Purchaser shall construct and maintain at his own expense and to the satisfaction of the Director such drains and channels, whether within the boundaries of the lot or on Government land, as the Director may consider necessary to intercept and convey into the nearest stream-course, catchpit, channel or Government storm-water drain (if any) all storm-water or rain-water falling or flowing on to the lot, and the Purchaser shall be solely liable for and shall indemnify the Government and its officers from and against all actions, claims and demands arising out of any damage or nuisance caused by such storm-water or rain-water.
- (b) The works of connecting any drains and sewers from the lot to the Government storm-water drains and sewers (if any), when laid and commissioned, may be carried out by the Director who shall not be liable to the Purchaser for any loss or damage thereby occasioned and the Purchaser shall pay to the Government on demand the cost of such connection works. Alternatively, the said connection works may be carried out by the Purchaser at his own expense to the satisfaction of the Director and in such case any section of the said connection works which is constructed within Government land shall be maintained by the Purchaser at his own cost and upon demand be handed over by the Purchaser to the Government for future maintenance thereof at the expense of the Government and the Purchaser shall pay to the Government on demand the cost of the technical audit in respect of the said connection works. The Director may, upon failure of the Purchaser to maintain any section of the said connection works which is constructed within Government land, carry out such maintenance works as he considers necessary and the Purchaser shall pay to the Government on demand the cost of such works.”

22. Noise impact assessment

Special Condition No. (44) of the Land Grant stipulates that:-

- “(44)(a) The Purchaser shall within 6 calendar months from the date of this Agreement (or such other extended periods as may be approved by the Director), at his own expense and in all respects to the satisfaction of the Director of Environmental Protection and the Director submit or cause to be submitted to the Director of Environmental Protection and the Director for their approval in writing a noise impact assessment (hereinafter referred to as “NIA”) containing, among others, such information and particulars as the Director of Environmental Protection and the

Director may require including but not limited to a noise impact assessment of the surrounding roads and highways in connection with the development of the lot, and recommendations for mitigation measures, improvement works and other measures and works within the lot.

- (b) The Purchaser shall at his own expense implement the recommendations in the approved NIA in all respects to the satisfaction of the Director of Environmental Protection and the Director and within such time limit as may be stipulated by them.
- (c) No building works (except ground investigation and site formation works) shall be commenced on the lot or any part thereof until the NIA shall have been approved in writing by the Director of Environmental Protection and the Director.
- (d) For the avoidance of doubt and without prejudice to the generality of General Conditions Nos. 5(a) and 5(b) hereof, the Purchaser hereby expressly acknowledges and agrees that he shall have the sole responsibility at his own expense to implement the recommendations in the approved NIA in all respects to the satisfaction of the Director of Environmental Protection and the Director. The Government and its officers shall be under no responsibility, obligation or liability whatsoever to the Purchaser for any cost, damage or loss caused to or suffered by the Purchaser whether arising out of or incidental to the fulfilment of the Purchaser’s obligations under this Special Condition or otherwise, and no claim whatsoever shall be made against the Government or its officers by the Purchaser in respect of any such cost, damage or loss.”

23. Sewage impact assessment

Special Condition No. (45) of the Land Grant stipulates that:-

- “(45)(a) The Purchaser shall within 6 calendar months from the date of this Agreement (or such other extended periods as may be approved by the Director), at his own expense and in all respects to the satisfaction of the Director of Environmental Protection and the Director submit or cause to be submitted to the Director of Environmental Protection and the Director for their approval in writing a sewerage impact assessment (hereinafter referred to as “SIA”) containing, among others, such information and particulars as the Director of Environmental Protection and the Director may require including but not limited to all adverse sewerage impacts as may arise from the development of the lot, and recommendations for mitigation measures, improvement works and other measures and works.

- (b) The Purchaser shall at his own expense implement the recommendations in the approved SIA in all respects to the satisfaction of the Director of Environmental Protection and the Director and within such time limit as may be stipulated by them.
- (c) The technical aspects of the SIA shall be undertaken by a member of the Hong Kong Institute of Engineers with civil engineering as the specialist discipline or a chartered civil engineer.
- (d) No building works (except ground investigation and site formation works) shall be commenced on the lot or any part thereof until the SIA shall have been approved in writing by the Director of Environmental Protection and the Director.
- (e) For the avoidance of doubt and without prejudice to the generality of General Conditions Nos. 5(a) and 5(b) hereof, the Purchaser hereby expressly acknowledges and agrees that he shall have the sole responsibility at his own expense to implement the recommendations in the approved SIA in all respects to the satisfaction of the Director of Environmental Protection and the Director. The Government and its officers shall be under no responsibility, obligation or liability whatsoever to the Purchaser for any cost, damage or loss caused to or suffered by the Purchaser whether arising out of or incidental to the fulfilment of the Purchaser’s obligations under this Special Condition or otherwise, and no claim whatsoever shall be made against the Government or its officers by the Purchaser in respect of any such cost, damage or loss.”

24. Drainage impact assessment

Special Condition No. (46) of the Land Grant stipulates that:-

- “(46)(a) The Purchaser shall within 6 calendar months from the date of this Agreement (or such other extended periods as may be approved by the Director), at his own expense and in all respects to the satisfaction of the Director of Drainage Services and the Director submit or cause to be submitted to the Director of Drainage Services and the Director for their approval in writing a drainage impact assessment (hereinafter referred to as “DIA”) containing, among others, such information and particulars as the Director of Drainage Services and the Director may require including but not limited to all adverse drainage impacts as may arise from the development of the lot, and recommendations for mitigation measures, improvement works and other measures and works.
- (b) The Purchaser shall at his own expense implement the recommendations in the approved DIA in all respects to the satisfaction of the Director of Drainage Services and the Director and within such time limit as may be stipulated by them.

- (c) The technical aspects of the DIA shall be undertaken by a member of the Hong Kong Institute of Engineers with civil engineering as the specialist discipline or a chartered civil engineer.
- (d) No building works (except ground investigation and site formation works) shall be commenced on the lot or any part thereof until the DIA shall have been approved in writing by the Director of Environmental Protection and the Director.
- (e) For the avoidance of doubt and without prejudice to the generality of General Conditions Nos. 5(a) and 5(b) hereof, the Purchaser hereby expressly acknowledges and agrees that he shall have the sole responsibility at his own expense to implement the recommendations in the approved DIA in all respects to the satisfaction of the Director of Environmental Protection and the Director. The Government and its officers shall be under no responsibility, obligation or liability whatsoever to the Purchaser for any cost, damage or loss caused to or suffered by the Purchaser whether arising out of or incidental to the fulfilment of the Purchaser's obligations under this Special Condition or otherwise, and no claim whatsoever shall be made against the Government or its officers by the Purchaser in respect of any such cost, damage or loss."

25. Existing Water Mains

Special Condition No. (47) of the Land Grant stipulates that:-

- “(47)(a) The Purchaser hereby acknowledges that as at the date of this Agreement there are existing fresh water mains and existing salt water mains within the lot, the Green Area, the Green Stippled Black Area and the land adjacent to the lot, the Green Area and the Green Stippled Black Area as respectively shown by orange and red lines marked on the plan annexed hereto (hereinafter collectively referred to as “the Existing Water Mains”). The Government will accept no responsibility or liability for any loss, damage, nuisance or disturbance caused to or suffered by the Purchaser by reason of the presence of the Existing Water Mains.
- (b) The Purchaser shall within 6 calendar months from the date of this Agreement (or such other extended periods as may be approved by the Director), at his own expense and in all respects to the satisfaction of the Director divert the Existing Water Mains to such location outside the lot as may be approved by the Director. For this purpose, the Purchaser shall prior to carrying out the diversion works at his own expense and in all respects to the satisfaction of the Director submit to the Director for his written approval a

proposal for diverting the Existing Water Mains, and shall not carry out any work whatsoever until the Director shall have given his written approval to the proposal. The Purchaser shall comply with and at his own expense meet any requirements which may be imposed by the Director in granting the aforesaid approval, including the cost of provision, construction, maintenance, repair, demolition and removal of the existing water supply facilities or the alternative water supply facilities serving the adjacent Government land. Except for the purpose of carrying out the approved diversion works, the Purchaser shall not interfere with the Existing Water Mains.

- (c) The Water Authority, its officers and contractors, its or their workmen and any persons authorized by it or them with or without tools, equipment, machinery or motor vehicles shall have the right of unrestricted ingress, egress and regress to, from or through the lot, the Green Area and the Green Stippled Black Area or any part or parts thereof that the Purchaser is in possession for the purpose of inspecting, operating, maintaining, repairing and renewing the Existing Water Mains before completion of the diversion of the Existing Water Mains in accordance with sub-clause (b) of this Special Condition.
- (d) The Water Authority, its officers and contractors, its or their workmen and any persons authorized by it or them shall have no liability in respect of any loss, damage, nuisance or disturbance whatsoever caused to or suffered by the Purchaser whether arising out of or incidental to the exercise by it or them of the rights conferred under sub-clause (c) of this Special Condition, and no claim whatsoever shall be made against it or them by the Purchaser in respect of any such loss, damage, nuisance or disturbance.
- (e) The Purchaser hereby indemnifies and shall keep indemnified the Government from and against all liabilities and all actions, proceedings, costs, claims, expenses, losses, damages, charges and demands of whatsoever nature arising out of or in connection with the presence of the Existing Water Mains or anything done or omitted to be done by the Purchaser, his servants, workmen and contractors in connection with the diversion of the Existing Water Mains or the provision, construction, maintenance, repair, demolition or removal of the existing water supply facilities or the alternative water supply facilities serving the adjacent Government land referred to in sub-clause (b) of this Special Condition.
- (f) The Government shall have no liability in respect of any loss, damage, nuisance or disturbance whatsoever caused to or suffered by the Purchaser or any other

person whether arising out of or incidental to the fulfilment of the Purchaser's obligations under sub-clause (b) of this Special Condition or otherwise, and no claim whatsoever shall be made against the Government by the Purchaser in respect of any such loss, damage, nuisance or disturbance.”

26. No grave or columbarium permitted

Special Condition No. (50) of the Land Grant stipulates that:-

“No grave or columbarium shall be erected or made on the lot, nor shall any human remains or animal remains whether in earthenware jars, cinerary urns or otherwise be interred therein or deposited thereon.”

Note : For full details, please refer to the Land Grant which is free for inspection during opening hours at the sales office. Full script of the Land Grant is available for inspection upon request and copies of the Land Grant can be obtained upon paying necessary photocopying charges.

1. 該發展項目興建於屯門市地段第427號(「該地段」)，該地段根據2013年2月27日的第21529號新批地規約(「批地文件」)持有。

2. 該地段的批地年期由2013年2月27日起計50年。

3. 綠色區域及綠色加黑點區域的構建

批地文件特別條款第(2)條規定：-

〔(2) (a) 買方須：

(i) 於本協議之日期起78個月內(或署長批准的其他延長期間)，自費按署長批准的方式、材料、標準、水平、定線及設計，並在各方面達至署長滿意程度下：

(I) 鋪設及構建批地文件附錄的圖則上以綠色顯示的未來公眾道路部分(以下稱「綠色區域」)；及

(II) 提供及建造橋樑、隧道、上跨路、下通道、暗渠、高架道路、天橋、行人路、道路或按署長獨有酌情要求的其他構築物(以下統稱「該等綠色區域構築物」)

使建築物可興建於綠色區域及讓車輛和行人往來綠色區域；

(ii) 於本協議之日期起78個月內(或署長批准的其他延長期間)，自費在綠色區域鋪路面、鋪路緣及開水道，並提供署長要求的集水溝、污水渠、排水渠、消防龍頭連同接駁至總水管的喉管、街燈、交通標誌、街道設施及路面標記，以達至署長滿意程度；及

(iii) 自費保養綠色區域連同該等綠色區域構築物，以及在該等區域建造、安裝及提供的所有構築物、路面、集水溝、污水渠、排水渠、消防龍頭、服務設施、街燈、交通標誌、街道設施、路面標記及機械，以達至署長滿意程度，直至按照批地文件特別條款第(3)條交還綠色區域的管有權給政府為止。

(b) 買方須：

(i) 於本協議之日期起24個月內(或署長批准的其他延長期間)，自費按署長批准的方式、材料、標準、水平、定線及設計，並在各方面達至署長滿意程度下：

(I) 鋪設及構建批地文件附錄的圖則上以綠色加黑點顯示的未來公眾道路部分(以下稱「綠色加黑點區域」)；及

(II) 提供及建造橋樑、隧道、上跨路、下通道、暗渠、高架道路、天橋、行人路、

道路或按署長獨有酌情要求的其他構築物(以下統稱「該等綠色加黑點區域構築物」)

使建築物可興建於綠色加黑點區域及讓車輛和行人往來綠色加黑點區域；

(ii) 於本協議之日期起24個月內(或署長批准的其他延長期間)，自費在綠色加黑點區域鋪路面、鋪路緣及開水道，並提供署長要求的集水溝、污水渠、排水渠、消防龍頭連同接駁至總水管的喉管、街燈、交通標誌、街道設施及路面標記，以達至署長滿意程度；及

(iii) 自費保養綠色加黑點區域連同該等綠色加黑點區域構築物，以及在該等區域建造、安裝及提供的所有構築物、路面、集水溝、污水渠、排水渠、消防龍頭、服務設施、街燈、交通標誌、街道設施、路面標記及機械，以達至署長滿意程度，直至按照批地文件的特別條款第(3)條交還綠色加黑點區域的管有權給政府為止。

(c) 倘若買方未能履行其在本特別條款(a)或(b)款的義務，政府可進行必要的工程，費用一概由買方負責，買方須應要求向政府支付相等於該等費用的金額，該金額由署長決定，其決定為最終決定及對買方具有約束力。

(d) 政府毋須因買方履行其在本特別條款(a)及(b)款的義務或政府行使本特別條款(c)款的權利或其他原因所引起或附帶引起對買方或任何其他人士造成或令其蒙受的任何損失、損害、滋擾或干擾承擔責任，而且買方不得就任何該等損失、損害、滋擾或干擾向政府提出索償。」

4. 綠色區域及綠色加黑點區域的使用限制

批地文件特別條款第(4)條規定：-

〔(4) 未經署長事先書面同意，買方不得將綠色區域及綠色加黑點區域或其任何部分用作儲物或興建任何臨時構築物，或用作進行批地文件特別條款第(2)條指明的工程以外的任何其他用途。〕

5. 現有通道

批地文件特別條款第(6)條規定：-

〔(6) (a) 買方特此確認，於批地文件附錄的圖則上分別以綠色黑斜線間紅交叉線及棕色間紅交叉線顯示的區域(以下分別稱「綠色黑斜線間紅交叉線區域」及「棕色間紅交叉線區域」)內，及於批地文件附錄的圖則上分別以粉紅色間紅交叉線及粉紅色間紅交叉線加黑點顯示該地段的部分(以下分別稱「粉紅色

間紅交叉線區域」及「粉紅色間紅交叉線加黑點區域」)有現有通道。

(b) 買方須在按照批地文件特別條款第(7)(a)條規定完成批地文件附錄的圖則上以棕色顯示的區域(以下稱「棕色區域」)及棕色間紅交叉線區域的構建之前，自費並在各方面達至署長滿意程度下：

(i) 維持、保養及維修於棕色間紅交叉線區域內現有通道的部分(以下統稱「現有通道1」)，並准許所有政府及公共車輛及行人免費及不受阻礙地前往及經過現有通道1；及

(ii) 維持、保養及維修於粉紅色間紅交叉線區域及粉紅色間紅交叉線加黑點區域內現有通道的部分(以下統稱「現有通道2」)，並准許所有政府及公共車輛及行人免費及不受阻礙地前往及經過現有通道2。

(c) (i) 買方應在批地文件批授的年期內所有時候自費並在各方面達至署長滿意程度，維持、保養及維修於綠色黑斜線間紅交叉線區域內現有通道的部分(以下稱「現有通道3」)，並准許所有政府及公共車輛及行人免費及不受阻礙地前往及經過現有通道3。買方不得關閉、改動、轉移或拆卸現有通道3，並須在所有時候確保現有通道3不會受到干擾或阻礙。

(ii) 即使本特別條款第(c)(i)款有任何規定，買方於上述第(c)(i)款就現有通道3的義務，須在政府給予買方有關通知時絕對終止，而買方不得就任何因上述終止而蒙受的任何損失、損害、滋擾或干擾或招致的任何開支向政府提出索償。然而，該等終止不得損害政府就上述第(c)(i)款的任何先前違反、不履行或不遵守的任何權利或補償。

(d) 政府毋須因買方履行其在本特別條款(b)及(c)款的義務或其他原因所引起或附帶引起對買方或任何其他人士造成或令其蒙受的任何損失、損害、滋擾或干擾承擔責任，而且買方不得就任何該等損失、損害、滋擾或干擾向政府提出索償。」

6. 棕色區域及棕色間紅交叉線區域的構建

批地文件特別條款第(7)條規定：-

〔(7) (a) 買方須：

(i) 於本協議之日期起24個月內(或署長批准的其他延長期間)，自費按署長批准的方式、材料、標準、水平、定線及設計，並在各方面達至署長滿意程度，於棕色區域及棕色間紅交叉線區域鋪設、構建及建造一條新的通道，及提供署長獨有酌情要求的街道設施、

輔助交通設施、街燈、污水渠、排水渠及其他構築物（以下統稱「新通道構築物」），讓車輛和行人往來棕色區域及棕色間紅交叉線區域；及

- (ii) 自費維護、保養及維修棕色區域及棕色間紅交叉線區域，連同新通道構築物，使其保持修葺良好堅固和狀況良好，以在各方面達至署長滿意程度，直至按照本特別條款(c)款交還棕色區域及棕色間紅交叉線區域的管有權給政府為止。
- (b) 倘若買方未能履行其在本特別條款(a)款的義務，政府可進行必要的工程，費用一概由買方負責，買方須應要求向政府支付相等於該等費用的金額，該金額由署長決定，其決定為最終決定及對買方具有約束力。
- (c) 僅為了進行批地文件特別條款第(6)(b)(i)條及本特別條款第(a)款指定的必要工程，買家須在本協議之日期被授予棕色區域及棕色間紅交叉線區域的管有權。棕色區域及棕色間紅交叉線區域或其任何部分須於政府要求時交還給政府，而在任何情況下，棕色區域及棕色間紅交叉線區域或其任何部分須於署長發信表示批地文件的條款已在其滿意下獲得遵守的日期當作已由買方交還給政府。
- (d) 根據本特別條款(a)款規定完成棕色區域及棕色間紅交叉線區域的構建後，買方須在管有棕色區域及棕色間紅交叉線區域或其任何部分的所有時候，允許所有政府及公共車輛及行人免費前往及經過棕色區域及棕色間紅交叉線區域或其任何部分，以在各方面達至署長滿意程度。為免生疑問，買方應確保現有通道1和現有通道3不會被根據批地文件特別條款第(6)(b)(i)條及本特別條款(a)款或其他規定進行的工程受到干擾或阻礙，及買方不得關閉、改動、轉移或拆卸現有通道2，直至署長給予書面確認表示買方已履行其於批地文件特別條款第(7)(a)(i)條下的義務並在各方面達至署長滿意程度。
- (e) 未經署長事先書面同意，買方不得將棕色區域及棕色間紅交叉線區域或其任何部分用作儲物或興建任何臨時構築物，或用作進行批地文件特別條款第(6)(b)(i)條及本特別條款(a)款指明的工程以外的任何其他用途。
- (f) 買方特此確認及同意，政府須有充分的權利和權力，在給予買方不少於十四天書面通知（緊急情況下除外，署長所作決定為最終決定及對買方具有約束力），並由署長絕對酌情決定認為合適地鋪設、安裝、重鋪、轉移、拆除、重置、更換、視察、操作、維修、保養及更新任何現時或今後可能在棕色

區域及棕色間紅交叉線區域之上、上面、之下或毗連的政府或其他排水渠、暗渠、水路、水道、污水渠、明渠、總水管、喉管、電纜、電線、公用事業設施或任何其他工程或裝置（以下統稱「棕色區域及棕色間紅交叉線區域服務設施」），及修復任何和所有因此造成的損害。未經署長事先書面批准，買方不得干擾或允許任何人士干擾棕色區域及棕色間紅交叉線區域服務設施。

- (g) 買方須在管有棕色區域及棕色間紅交叉線區域或其任何部分的所有時候，准許政府、署長、其人員、承辦商、代理及其他獲授權人士，有權攜帶工具、設備、機器或駕車與否，出入、來回及通過該地段、棕色區域及棕色間紅交叉線區域或其任何部分，以便視察、檢查及監督遵照批地文件特別條款第(6)(b)(i)條及本特別條款(a)款規定進行的任何工程，以及進行、視察、檢查及監督本特別條款(b)及(f)款規定的工程及任何其他署長認為在棕色區域及棕色間紅交叉線區域必要的工程。
- (h) 除修復任何和所有因行使本特別條款(f)及(g)款的權利及權力而造成損害的情況外，政府、署長、其或彼等的人員、承辦商、代理及其他獲授權人士毋須因買方履行本特別條款(a)及(d)款的義務或政府、署長、其或彼等的人員、承辦商、代理及其他獲授權人士行使本特別條款(b)、(f)及(g)款的權利或其他原因而引起或附帶引起對買方造成或令其蒙受的任何損失、損害、滋擾或騷擾承擔責任而且，買方不可就任何該等損失、損害、滋擾或騷擾向政府、署長、其或彼等的人員、承辦商、代理及其他獲授權人士索償。
- (i) 倘因買家、其傭僕、工人及承辦商就棕色區域及棕色間紅交叉線區域的構建、建造、維修及保養或綠色黑斜線間紅交叉線區域的維修和保養作出或遺漏作出任何事項，以致令政府招致或蒙受任何性質的責任、訴訟、法律程序、費用、索償、開支、損失、損害賠償、收費及索求，買家特此向政府作出彌償並確保其免責。」
7. 建築契諾
批地文件特別條款第(8)條規定：-

「(8) 買方須在各方面符合批地文件的條款及香港現時或任何時候生效的所有與建築、衛生及規劃有關的條例、附例及規例發展該地段及在其上興建一或多座建築物，並於2019年9月30日或之前建成及適宜佔用。」

8. 用途限制

批地文件特別條款第(9)條規定：-

「(9) 該地段或其任何部分或在該地段或其任何部分上已建或擬建的任何建築物或其任何部分不得作私人住宅用途以外的任何其他用途。」

9. 非建築用地

批地文件特別條款第(11)條規定：-

「(11) 除經署長事先書面同意外，不得在批地文件附錄的圖則上分別以粉紅色加黑斜線及粉紅色加黑點顯示的該地段的部分（以下分別稱「粉紅色加黑斜線區域」及「粉紅色加黑點區域」）及粉紅色間紅交叉線加黑點區域的地面層上興建、建造或放置任何行車道、建築物、構築物或任何建築物或構築物的支撐物，但以下所述者除外：

- (a) 於粉紅色加黑斜線區域、粉紅色加黑點區域及粉紅色間紅交叉線加黑點區域的圍牆或圍欄或兩者；
- (b) 於粉紅色加黑點區域及粉紅色間紅交叉線加黑點區域的一或多條行車道；及
- (c) 根據批地文件特別條款第(7)(a)條，完成棕色區域及棕色間紅交叉線區域的構建前，於粉紅色間紅交叉線加黑點區域的現有通道2的部分。

就本特別條款而言，署長就何謂地面層及何謂行車道所作出的決定為最終決定及對買方具有約束力。」

10. 康樂設施

批地文件特別條款第(14)條規定：-

「(14)(a) 買方可於該地段內興建、建造及提供經署長書面批准的康樂設施及其附帶設施（以下稱「該等設施」）。該等設施的種類、大小、設計、高度及規劃亦須事先取得署長書面批准。

(b) 為了計算批地文件特別條款第(10)(c)條所規定的總樓面面積，在不抵觸特別條款第(49)(d)條的規定下，若按照本特別條款(a)款在該地段內提供的該等設施之任何部分乃供該地段上已建或擬建的一或多幢住宅大廈的住客及其真正訪客共同使用及享用的，該等設施的該等部分不予計算在內。署長認為該等設施其餘並非作此用途的部分則須計算在內。

(c) 倘若該等設施的任何部分根據本特別條款第(b)款獲豁免計入總樓面面積之內（以下稱「獲豁免設施」）：

- (i) 獲豁免設施須被指定為並構成批地文件特別條款第(23)(a)(v)條所指的公用地方之一部分；
- (ii) 買方須自費保養獲豁免設施，使其保持修葺良好堅固和狀況良好，並運作獲豁免設施，

以達致署長滿意程度；及

- (iii) 獲豁免設施只可以供該地段上已建或擬建的一或多幢住宅大廈的住客及其真正訪客使用，任何其他人士不得使用。」

11. 保育樹木

批地文件特別條款第(15)條規定：-

- 「(15) 未經署長事先書面同意，不得移走或干擾在該地段或毗連地方種植的樹木。署長給予同意時可以對移植、代償性環境美化或補種施加其認為合適的條款。」

12. 園景

批地文件特別條款第(16)條規定：-

- 「(16) (a) 買方須自費向署長提交一份園景美化設計總圖以取得其批准，該園景美化設計總圖須顯示符合本特別條款第(b)款的規定在該地段內進行的園景美化工程的位置、規劃和布局。除非園景美化設計總圖已獲署長書面批准，且已就批地文件特別條款第(15)條有關樹木保育的建議給予同意(如有必要)，否則不得在該地段或其任何部分展開地盤平整工程。

- (b) (i) 園景美化設計總圖的比例須為1:500或以上，並載有園景美化工程建議的資料，包括現有樹木的調查與處理、地盤布局及平整水平、建築發展概念模式、說明性園景建築區及花卉樹木種植區布局以及署長要求的其他資料。

- (ii) 該地段不少於30%的面積須種植樹木、灌木或其他植物。

- (iii) 須在署長獨有酌情所決定的位置或水平，提供本特別條款第(b) (ii)款所指的30%面積當中不少於50%的面積(以下稱「綠化地帶」)，讓行人可以看見綠化地帶或讓進入該地段的任何人士可前往該綠化地帶。

- (iv) 署長就買方建議的園景美化工程是否構成本特別條款第(b) (ii)款所指的30%的決定為最終決定及對買方具有約束力。

- (v) 署長可獨有酌情決定接納買方建議的其他非植物裝飾以取代種植樹木、灌木或其他植物。

- (c) 買方須自費按照已批准的園景美化設計總圖在該地段進行園景美化，以達致署長在各方面滿意程度。未經署長事先書面同意，不得修訂、改變、改動、變更或替換已批准的園景美化設計總圖。

- (d) 買方其後須自費保持及保養園景美化工程，使其維持於安全、清潔、整齊、井然及健康的狀況，以達致署長在各方面滿意程度。

- (e) 按照本特別條款進行園景美化的範圍須被指定為並構成批地文件特別條款第(23) (a) (v)條所指的公用地方之一部分。」

13. 空氣流通評估報告

批地文件特別條款第(17) (a)條規定：-

- 「(17) (a) 買方須在本協議之日期起六個月內(或署長批准的其他延長期間)，自費向規劃署署長及署長提交或促致他人提交一份空氣流通評估報告(以下稱「空氣流通評估報告」)以取得彼等的書面批准，以在各方面達至規劃署署長及署長滿意程度。空氣流通評估報告須尤其載有規劃署署長及署長要求的資料及詳細敘述，包括但不限於發展該地段對行人風環境的潛在影響，以及緩解措施、改善工程及其他措施和工程的建議。」

14. 住宅車位

批地文件特別條款第(26)條規定：-

- “(26) (a) (i) 該地段內須按以下比率提供車位，用作停泊根據《道路交通條例》、據此訂立的任何規例及任何修訂法例獲發牌，並且屬於該地段上已建或擬建的一或多座建築物的住客及其真正賓客、訪客或獲邀人士的車輛(以下稱「住宅車位」)，以達至署長滿意程度：

- (I) 如果該地段內提供一或多幢住宅單位(獨立屋、半獨立屋、排屋或構成或擬用作單一家庭住宅之用的房屋除外)，住宅車位的比率須按以下列表列明該地段已建或擬建住宅單位的分別面積計算提供，除非署長同意採用有別於以下列表的住宅車位比率或數目：

每個住宅單位的大小	提供住宅車位的數目
小於 40 平方米	每 35 個住宅單位或其部分設置三個車位
不少於 40 平方米但小於 70 平方米	每 7 個住宅單位或其部分設置五個車位
不少於 70 平方米但小於 100 平方米	每 14 個住宅單位或其部分設置五個車位
不少於 100 平方米但小於 160 平方米	每 7 個住宅單位或其部分設置五個車位
不少於 160 平方米但小於 220 平方米	每 7 個住宅單位或其部分設置九個車位
不少於 220 平方米	每 7 個住宅單位或其部分設置十二個車位

- (II) 如屬該地

- (II) 如果該地段內提供獨立屋、半獨立屋、排屋或構成或擬用作單一家庭住宅之用的房

屋，則按以下比率計算：

- (A) 如該房屋的建築面積小於160平方米，設置一個車位；如該房屋的建築面積不少於160平方米但小於220平方米，設置1.5個車位，但如果根據本(a) (i) (II) (A)款提供的車位數目是一個有小數點的數字，則須向上進位至下一個整數；及

- (B) 如該房屋的建築面積不少於220平方米，設置兩個車位。

就本(a) (i) 款而言，署長就何謂獨立屋、半獨立屋或排屋以及該房屋是否構成或擬用作單一家庭住宅之用的決定為最終決定及對買方具有約束力。

- (ii) 就本特別條款(a) (i) (I)款而言，所提供的車位總數須為按本特別條款(a) (i) (I)款中的列表列明每一住宅單位的分別面積計算的住宅車位的分別數目之總和。就批地文件的條款而言，「每一住宅單位的面積」之建築面積是指以下(I)和(II)之和：

- (I) 該單位住客專有使用與享用的住宅單位建築面積，須從圍封該單位的圍封牆或護牆的外部開始測量，除了圍封牆分隔兩個毗鄰的單位，在該種情況下，須從該牆壁的中間開始量度並包括該單位內的內部間隔及柱，但是為免生疑問，不包括該單位內沒有列入計算批地文件特別條款第(10) (c) 條指定的建築面積的所有樓面面積；及

- (II) 與每個住宅單位成比例的住宅公用地方(定義見下文)的建築面積，即在圍封住宅單位的圍封牆外面供該地段已建或擬建的一或多座建築物的住客共同使用與享用的住宅公用地方的總建築面積(該住宅公用地方以下稱「住宅公用地方」)(為免生疑問，不包括沒有列入計算批地文件特別條款第(10) (c) 條指定的建築面積的所有樓面面積)，在計算時須按下列公式分攤給每個住宅單位：

$$\text{住宅公用地方的總建築面積} \times \frac{\text{根據本特別條款 (a)(ii)(I) 款計算的有關住宅單位的建築面積}}{\text{根據本特別條款(a)(ii)(I)款計算的所有住宅單位的總建築面積}}$$

- (iii) 須按以下比率或署長批准的其他比率提供額外車位，用作停泊根據《道路交通條例》、據此訂立的任何規例及任何修訂法例獲發牌，並且屬於該地段上已建或擬建的一或多座建築物或其一或多個部分的住客的真正賓客、訪客或獲邀人士的車輛：
- (I) 該地段上已建或擬建的每一幢包括超過75個住宅單位的大廈（以下稱「一幢超過75個住宅單位的大廈」），設置三個車位；及
- (II) 該地段上已建或擬建的一或多座建築物提供每25個住宅單位（不包括在任何一幢超過75個住宅單位的大廈）或其部分，設置一個車位。
- 為免生疑問，就本(a)(iii)(II)款而言，擬用作單一家庭住宅之用的獨立屋、半獨立屋或排屋應被視為本特別條款(a)(i)(II)款中提到的一住宅單位。署長就該獨立屋、半獨立屋或排屋是否構成或擬用作單一家庭住宅之用所作的決定為最終決定及對買方具有約束力。
- (iv) 根據本特別條款(a)(i)(I)款（可根據批地文件特別條款第(29)條予以調整）、(a)(i)(II)及(a)(iii)款（可根據批地文件特別條款第(29)條予以調整）提供的車位不得用作上述條款分別規定的用途以外的任何其他用途，尤其不得作儲放、展示或展覽車輛以供出售或作他用或用作提供車輛清潔及車輛美容服務。
- (b)(i) 根據本特別條款(a)(i)(I)款（可根據批地文件特別條款第(29)條予以調整）、(a)(i)(II)及(a)(iii)款（可根據批地文件特別條款第(29)條予以調整）提供的車位，買方須在其中保留和指定建築事務監督要求及批准的車位數目，用作停泊根據《道路交通條例》、據此訂立的任何規例及任何修訂法例定義的傷殘人士的車輛（如此保留和指定的車位以下稱「傷殘人士車位」），惟在根據本特別條款(a)(iii)款提供的車位（可根據批地文件特別條款第(29)條予以調整）之中最少須如此保留和指定一個車位，且買方不得將根據本特別條款(a)(iii)款提供的所有車位（可根據批地文件特別條款第(29)條予以調整）指定或保留作為傷殘人士車位。
- (ii) 傷殘人士車位除用作停泊根據《道路交通條例》、據此訂立的任何規例及任何修訂法例定義的傷殘人士，並且屬於該地段上已建或擬建的一或多座建築物的住客及其真正賓客、訪客或獲邀人士的車輛外，不得用作任

何其他用途，尤其不得作儲放、展示或展覽車輛以供出售或作他用或用作提供車輛清潔及車輛美容服務。

- (c)(i) 除非署長同意採用其他比率，須在該地段內按本特別條款(a)(i)(I)及(a)(iii)款（可根據批地文件特別條款第(29)條予以調整）要求提供的車位總額的百分之十(10%)的比率提供車位，用作停泊根據《道路交通條例》、據此訂立的任何規例及任何修訂法例獲發牌，並且屬於該地段上已建或擬建的一或多座建築物的住客及其真正賓客、訪客或獲邀人士的電單車（以下稱「電單車車位」），以達至署長滿意程度，但如果提供的車位數目是一個有小數點的數字，則須向上進位至下一個整數。
- (ii) 電單車車位不得用作本特別條款(c)(i)款指明的用途以外的任何其他用途，尤其不得作儲放、展示或展覽車輛以供出售或作他用或用作提供車輛清潔及車輛美容服務。
- (d)(i) 除傷殘人士車位外，根據本特別條款(a)(i)(I)款（可根據批地文件特別條款第(29)條予以調整）、(a)(i)(II)及(a)(iii)款（可根據批地文件的特別條款第(29)條予以調整）提供的每一車位的尺寸為2.5米闊，5.0米長，通行高度最少2.4米。
- (ii) 每一傷殘人士車位的尺寸須符合建築事務監督的要求和批准。
- (iii) 每一電單車車位的尺寸為1.0米闊，2.4米長，通行高度最低2.4米或署長批准的其他最低通行高度。」

15. 上落客貨

批地文件特別條款第(27)條規定：-

- 「(27)(a) 須在該地段內按在該地段上已建或擬建的一或多座建築物的每800個住宅單位或其部分設置一個車位的比率或按署長批准的其他比率提供上落客貨車位，以達至署長滿意程度，但最少須就該地段上已建或擬建的每幢住宅單位大廈提供一個上落客貨車位，而該上落客貨車位須位於每幢住宅單位大廈毗連或之內。就本(a)款而言，擬用作為單一家庭住宅之用的獨立屋、半獨立屋或排屋不被視為一住宅單位。署長就該獨立屋、半獨立屋或排屋是否構成或擬用作單一家庭住宅之用所作的決定為最終決定及對買方具有約束力。
- (b) 根據本特別條款(a)款提供的每一車位的尺寸為3.5米闊，11.0米長，通行高度最低4.7米。該等車位除

用作在該地段上已建或擬建的建築物有關的貨車上落客貨外，不得用作任何其他用途。」

16. 單車車位

批地文件特別條款第(28)條規定：-

- 「(28) 該地段內須按每15個住宅單位或其部分（每個住宅單位的面積小於70平方米）設置一個車位的比率或署長批准的其他比率，提供單車車位，以供停泊屬於該地段上已建或擬建的一或多座建築物的住客及其真正賓客、訪客或獲邀人士的單車的車位，以達至署長滿意程度。就本特別條款而言，擬用作為單一家庭住宅的獨立屋、半獨立屋或排屋不被視為一住宅單位。署長就甚麼房屋構成獨立屋、半獨立屋或排屋以及該房屋是否構成或擬用作單一家庭住宅用途所作的決定為最終決定及對買方具有約束力。」

17. 限制住宅車位及電單車車位的讓與

批地文件特別條款第(31)條規定：-

- 「(31)(a) 即使已遵守及符合批地文件的條款以達至署長滿意程度，住宅車位及電單車車位不得：-
- (i) 轉讓，除非：
- (I) 連同賦予專有權使用及管有該地段上已建或擬建的一或多座建築物的一或多個住宅單位之分割份數一併轉讓；或
- (II) 承讓的人士現時已擁有具專有權使用及管有該地段上已建或擬建的一或多座建築物的一或多個住宅單位之分割份數；或
- (ii) 分租（除非分租予該地段上已建或擬建的一或多座建築物的住宅單位的住客）。

但該地段上已建或擬建的一或多座建築物的任何一個住宅單位之業主或租客，在任何情況下不得承讓或承租合共多於三個住宅車位及電單車車位。為免生疑問，擬用作單一家庭住宅之用的獨立屋、半獨立屋或排屋應被視為一住宅單位。署長就該獨立屋、半獨立屋或排屋是否構成或擬用作單一家庭住宅之用所作的決定為最終決定及對買方具有約束力。

- (b) 即使本特別條款(a)款有任何規定，買方可以在取得署長事先書面同意下，將所有住宅車位和電單車車位整體轉讓，但只可轉讓給買方全資擁有的附屬公司。
- (c) 本特別條款(a)款的規定不適用於該地段的整體轉讓、分租、按揭或押記。

(d) 本特別條款(a)及(b)款的規定不適用於傷殘人士車位。」

18. 綠色黑斜線區域及綠色黑斜線間紅交叉線區域

批地文件特別條款第(37)條規定：-

「(37) (a) 買方須自費於批地文件附錄的圖則上以綠色黑斜線顯示的區域(以下稱「綠色黑斜線區域」)及綠色黑斜線間紅交叉線區域進行並完成按署長絕對酌情要求的岩土工程勘察、斜坡整理工程、山泥傾瀉防止、緩解和補救工程，以在各方面達至署長滿意程度，並在批地文件批授的年期內所有時候自費保養綠色黑斜線區域及綠色黑斜線間紅交叉線區域，包括於其內及其上的所有土地、斜坡整理工程、擋土構築物、排水及任何其他工程，使其保持修葺良好堅固和狀況良好，以達至署長在各方面滿意程度。倘若批地文件批授的年期內任何時候於綠色黑斜線區域及綠色黑斜線間紅交叉線區域內或其任何部分發生任何山泥傾瀉、土地下陷或泥土剝落，買方須自費將其連同署長認為受到影響的任何毗連或毗鄰範圍(署長所作決定為最終決定及對買方具有約束力)恢復原狀及修復以達至署長滿意程度，並且須就由此而招致的一切申索、法律程序、費用、損害賠償及開支，向政府、其代理及承辦商作出彌償並確保他們免責。買方須在所有時候確保沒有非法挖掘或傾倒於綠色黑斜線區域及綠色黑斜線間紅交叉線區域上，及經署長的事先書面同意，買方可於綠色黑斜線區域興建圍欄或其他屏障預防止非法挖掘或傾倒。除批地文件中規定在違反批地文件任何條款時享有的任何其他權利或補償外，署長有權發出書面通知要求買方進行該等岩土工程勘察、斜坡整理工程、山泥傾瀉防止、緩解和補救工程，及保養及將任何受到山泥傾瀉、土地下陷或泥土剝落影響的任何土地、構築物或工程恢復原狀及修復，及如果買方在通知指明的期限內忽略沒有遵從該通知以在各方面達至署長滿意程度，署長可在該期限屆滿後執行和進行必要的工程，而買方須應要求向政府償付有關的費用。

(b) 為免生疑問及在不影響本特別條款第(a)款的規定下，未經署長事先書面批准，買方不得於綠色黑斜線間紅交叉線區域進行任何工程，包括但不限於岩土工程勘察、斜坡整理工程、山泥傾瀉防止、緩解和補救工程，及保養工程。

(c) 即使本特別條款第(a)款有任何規定，買方於本特別條款就綠色黑斜線的區域及綠色黑斜線間紅交叉線區域或其任何部分的義務和權利，須在政府給予買方有關通知時絕對終止，而買方不得就任何因該等終止而蒙受的任何損失、損害、滋擾或干擾或招致的任何開支向政府提出索償。然而，該等終止不得損害政府就本特別條款第(a)款的任何先前違

反、不履行或不遵守的任何權利或補償。」

19. 不允許壓碎岩石

批地文件特別條款第(38)條規定：-

「(38) 未經署長事先書面批准，不得於該地段允許壓碎岩石機械。」

20. 保養地樁

批地文件特別條款第(39)條規定：-

「(39) 如果在發展或重建該地段或其任何部分時已安裝預應力地樁，買方須在預應力地樁的整個服務期限內自費定期保養與監察預應力地樁，以達至署長滿意程度，並在署長不時絕對酌情要求時向署長提交所有該等監察工程的報告和資料。如果買方忽略或未能進行要求的監察工程，署長可立即執行與進行該等監察工程，而買方須應要求付還其開支給政府。」

21. 排水渠及渠道

批地文件特別條款第(42)條規定：-

「(42)(a) 當署長認為必要時，買方須自費建造及保養排水渠及渠道(不論在該地段邊界內或政府土地上)，以便截斷及引導流入該地段的所有暴雨或雨水到最近的河道、集水井、渠道或政府暴雨排水渠(如有)以達致署長滿意程度。買方須單獨負責並且須就因該暴雨或雨水造成的任何損害或滋擾而引起的一切訴訟、申索和索求，向政府及其人員作出彌償並確保他們免責，以達致署長滿意程度。

(b) 連接該地段的任何排水渠和污水渠至政府的暴雨水渠及污水渠(如有)(當已鋪設及啓用)的工程可由署長進行，但署長毋須就因此產生的任何損失或損害對買方負責。買方須應要求向政府支付上述連接工程的費用。該等連接工程亦可由買方自費進行，以達致署長滿意程度。在此情況下，上述連接工程的任何一段若在政府土地內建造，必須由買方自費保養，且買方須應要求移交給政府，由政府自費負責日後的保養。買方須應要求向政府支付有關上述連接工程的技術審查的費用。如買方未能保養在政府土地內建造的上述連接工程的任何一段，署長可進行其認為必要的保養工程，買方須應要求向政府支付上述工程的費用。」

22. 噪音影響報告

批地文件特別條款第(44)條規定：-

「(44)(a) 買方須在本協議之日期起六個月內(或署長批准的其他延長期間)，自費向環境保護署署長及署長提

交或促致他人提交一份噪音影響評估報告(以下稱「噪音影響評估報告」)以取得其書面批准，以在各方面達至環境保護署署長及署長滿意程度。噪音影響評估報告須尤其載有環境保護署署長及署長要求的資料及詳細敘述，包括但不限於有關發展該地段鄰近道路和高速公路的噪音影響評估報告，以及於該地段內的緩解措施、改善工程及其他措施和工程的建議。

(b) 買方須自費並在環境保護署署長及署長規定的時限內實施經批准的噪音影響評估報告中的建議，以在各方面達至環境保護署署長及署長滿意程度。

(c) 除非噪音影響評估報告已獲環境保護署署長及署長書面批准，否則不得在該地段或其任何部分開展任何建築工程(但土地勘測和地盤平整工程除外)。

(d) 為免生疑問，及在不影響批地文件一般條款第5(a)和5(b)條的普遍性的情況下，買方特此明確確認和同意單獨負責及自費實施經批准的噪音影響評估報告中的建議，以在各方面達至環境保護署署長及署長滿意程度。政府及其人員毋須因買方履行本特別條款的義務或其他原因所引起或附帶引起對買方造成或令其蒙受的任何費用、損害或損失承擔責任、義務或法律責任，而且買方不得就任何該等費用、損害或損失向政府或其人員提出索償。」

23. 污水影響報告

批地文件特別條款第(45)條規定：-

「(45)(a) 買方須在本協議之日期起六個月內(或署長批准的其他延長期間)，自費向環境保護署署長及署長提交或促致他人提交一份污水影響評估報告(以下稱「污水影響評估報告」)以取得其書面批准，以在各方面達至環境保護署署長及署長滿意程度。污水影響評估報告須尤其載有環境保護署署長及署長要求的資料及詳細敘述，包括但不限於發展該地段有可能產生的所有不利的污水影響，以及緩解措施、改善工程及其他措施和工程的建議。

(b) 買方須自費並在環境保護署署長及署長規定的時限內實施經批准的污水影響評估報告中的建議，以在各方面達至環境保護署署長及署長滿意程度。

(c) 污水影響評估報告中的技術層面，須由以土木工程專科為專修學科並且是香港工程師學會的會員、或特許土木工程師進行。

(d) 除非污水影響評估報告已獲環境保護署署長及署長書面批准，否則不得在該地段或其任何部分開展任何建築工程(但土地勘測和地盤平整工程除外)。

- (e) 為免生疑問，及在不影響批地文件一般條款第5(a)和5(b)款的普遍性的情況下，買方特此明確確認和同意單獨負責及自費實施經批准的噪音影響評估報告中的建議，以在各方面達至環境保護署署長及署長滿意程度。政府及其人員毋須因買方履行本特別條款的義務或其他原因所引起或附帶引起對買方造成或令其蒙受的任何費用、損害或損失承擔責任、義務或法律責任，而且買方不得就任何該等費用、損害或損失向政府或其人員提出索償。」

24. 排水影響報告

批地文件特別條款第(46)條規定：-

- 「(46)(a) 買方須在本協議之日期起六個月內（或署長批准的其他延長期間），自費向渠務署署長及署長提交或促致他人提交一份排水影響評估報告（以下稱「排水影響評估報告」）以取得其書面批准，以在各方面達至渠務署署長及署長滿意程度。排水影響評估報告須尤其載有渠務署署長及署長要求的資料及詳細敘述，包括但不限於發展該地段有可能產生的所有不利的排水影響，以及緩解措施、改善工程及其他措施和工程的建議。
- (b) 買方須自費並在渠務署署長及署長規定的時限內實施經批准的污水影響評估報告中的建議，以在各方面達至渠務署署長及署長滿意程度。
- (c) 排水影響評估報告中的技術層面，應由以土木工程專科為專修學科並且是香港工程師學會的會員、或特許土木工程師進行。
- (d) 除非排水影響評估報告已獲環境保護署署長及署長書面批准，否則不得在該地段或其任何部分開展任何建築工程（但土地勘測和地盤平整工程除外）。
- (e) 為免生疑問，及在不影響批地文件一般條款第5(a)和5(b)款的普遍性的情況下，買方特此明確確認和同意單獨負責及自費實施經批准的噪音影響評估報告中的建議，以在各方面達至環境保護署署長及署長滿意程度。政府及其人員毋須因履行本特別條款的義務或其他原因所引起或附帶引起對買方造成或令其蒙受的任何費用、損害或損失承擔責任、義務或法律責任，而且買方不得就任何該等費用、損害或損失向政府或其人員提出索償。」

25. 現有總水管

批地文件特別條款第(47)條規定：-

- 「(47)(a) 買方特此確認，於本協議之日期該地段內、綠色區域、綠色加黑點區域及它們毗連的土地現時有總食

水管及總鹹水管，該等水管在批地文件附錄的圖則上分別以橙色及紅色線顯示（以下統稱「現有總水管」）。政府毋須因現有總水管的存在而對買方造成或令其蒙受的任何損失、損害、滋擾或騷擾接受責任或法律責任。

- (b) 買方須在本協議之日期起六個月內（或署長批准的其他延長期間），自費改道現有總水管至經署長批准該地段以外的位置，以在各方面達至署長滿意程度。為此，進行改道工程之前，買方須自費向署長提交一份改道現有水管的建議書以取得其書面批准，以在各方面達至署長滿意程度，除非建議書已獲署長書面批准，否則買方不得進行任何工程。買方須遵守及自費滿足由署長給予上述批准所施加的任何要求，包括供應、建造、保養、維修、拆卸及拆除現有供水設施或服務毗連的政府土地可供選擇的供水設施的費用。除了進行經批准的改道工程的目的外，買方不得干擾現有總水管。
- (c) 水務監督、其人員及承辦商、彼等的工人及獲彼等授權的任何人士，有權攜帶工具、設備、機器或駕車與否，自由出入、來回及通過買方管有的該地段、綠色區域及綠色加黑點區域或其任何部分，以便在按照本特別條款(b)款進行改道工程完成之前，視察、運作、保養、維修及更新現有總水管。
- (d) 水務監督、其人員及承辦商、彼等的工人及獲彼等授權的任何人士，毋須因水務監督、其人員及承辦商、彼等的工人及獲彼等授權的任何人士行使本特別條款第(c)款權利所引起或附帶引起而對買方造成或令其蒙受的任何損失、損害、滋擾或騷擾承擔法律責任，而且買方不得就任何該等損失、損害、滋擾或騷擾向水務監督、其人員及承辦商、彼等的工人及獲彼等授權的任何人士提出索償。
- (e) 倘因現有水管的存在或買方、其傭僕、工人及承辦商就改道現有總水管或本特別條款(b)款提及的供應、建造、保養、維修、拆卸及拆除現有供水設施或服務毗連的政府土地可供選擇的供水設施作出或遺漏作出任何事項，以致令政府招致或蒙受任何性質的責任、訴訟、法律程序、費用、索償、開支、損失、損害賠償、收費及索求，買家特此向政府作出彌償並確保其免責。」
- (f) 政府毋須因買方履行本特別條款(b)款的義務或其他原因所引起或附帶引起對買方或任何其他人士造成或令其蒙受的任何損失、損害、滋擾或干擾承擔法律責任，而且買方不得就任何該等損失、損害、滋擾或干擾向政府提出索償。」

26. 不允許設置墳墓或骨灰龕

批地文件特別條款第(50)條規定：-

「不得於該地段興建或建造墳墓或骨灰龕，亦不得於該地段安葬或存放任何人類骸骨或動物骸骨，不論該骸骨是否存放在陶罐或骨灰甕內或以其他方式存放。

註：請查閱批地文件以了解全部詳情。完整的批地文件可於售樓處開放時間內免費查閱，並且可支付所需影印費用後取得批地文件的副本。

A. Facilities that are required under the land grant to be constructed and provided for the Government, or for public use

1. Description

- The Green Area and the Green Area Structures (as referred to in Special Condition No. (2)(a)(i) of the New Grant No.21529 dated 27 February 2013 (the “Land Grant”));
- The Green Stippled Black Area and the Green Stippled Black Area Structures (as referred to in Special Condition No. (2)(b)(i) of the Land Grant);
- The Existing Passageway 1 and the Existing Passageway 2 (as referred to in Special Condition No. (6)(b) of the Land Grant);
- The Existing Passageway 3 (as referred to in Special Condition No. (6)(c)(i) of the Land Grant);
- The Brown Areas (as referred to in Special Condition No. (6)(b) of the Land Grant);
- The Brown Cross-hatched Red Areas (as referred to in Special Condition No. (6)(a) of the Land Grant); and
- The New Passageway Structures (as referred to in Special Condition No. (7)(a)(i) of the Land Grant).

2. The general public has the right to use the facilities mentioned in paragraph 1 in accordance with the Land Grant.

B. Facilities that are required under the land grant to be managed, operated or maintained for public use at the expense of the owners of the residential properties in the Development

1. Description

- The Green Area and the Green Area Structures (as referred to in Special Condition No. (2)(a)(i) of the Land Grant);
- The Green Stippled Black Area and the Green Stippled Black Area Structures (as referred to in Special Condition No. (2)(b)(i) of the Land Grant);
- The Existing Passageway 3 (as referred to in Special Condition No. (6)(c)(i) of the Land Grant);
- The Brown Areas (as referred to in Special Condition No. (6)(b) of the Land Grant);
- The Brown Cross-hatched Red Areas (as referred to in Special Condition No. (6)(a) of the Land Grant); and
- The New Passageway Structures (as referred to in Special Condition No. (7)(a)(i) of the Land Grant).

2. The general public has the right to use the facilities mentioned in paragraphs 1 in accordance with the Land Grant.

3. The facilities are required to be managed, operated or maintained at the expense of the owners of the residential properties in the Development.

4. The owners of the residential properties in the Development are required to meet a proportion of the expense of managing, operating or maintaining the facilities through the management expenses apportioned to the residential properties concerned.

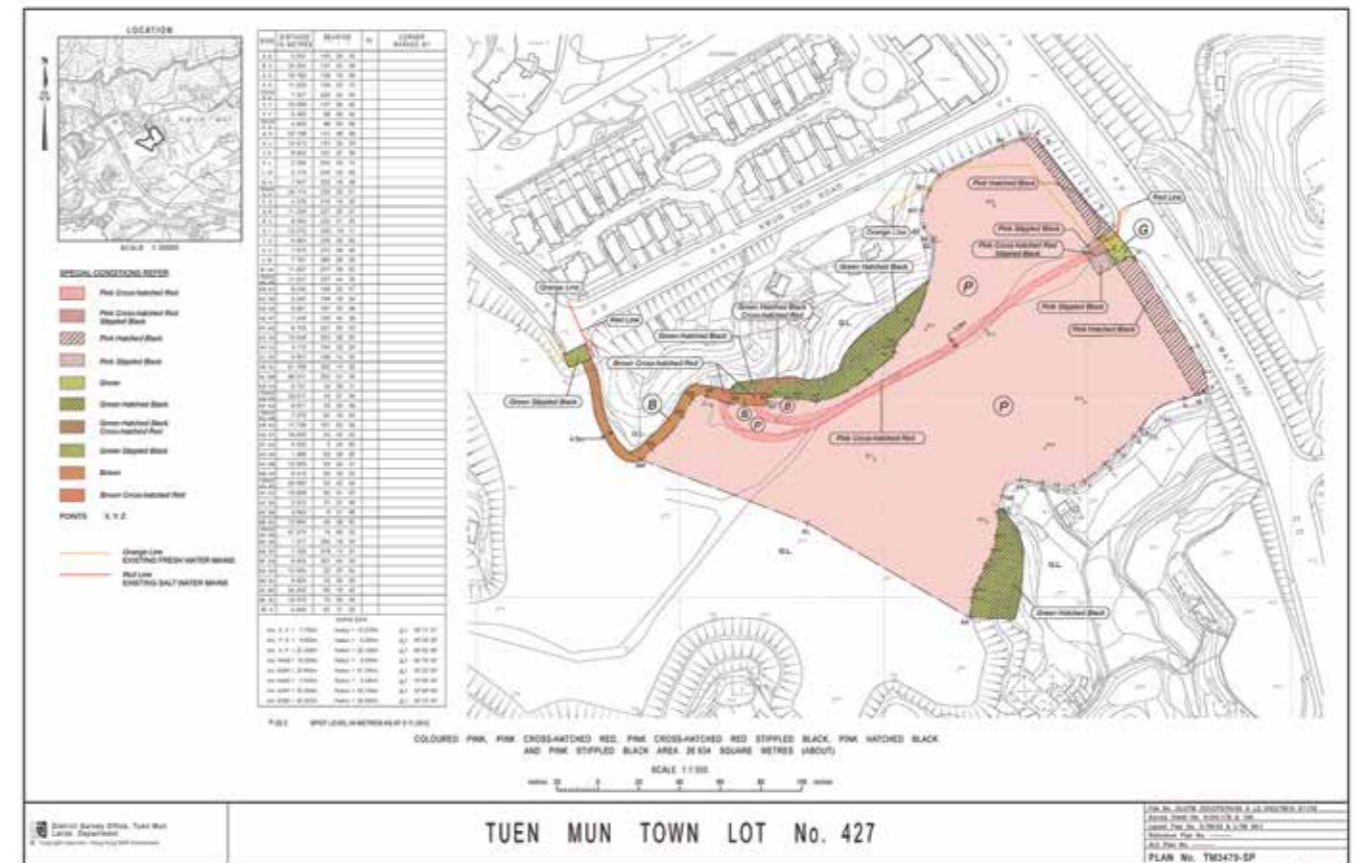
C. Open space that is required under the land grant to be managed, operated or maintained for public use at the expense of the owners of the residential properties in the Development

Not applicable.

D. Any part of the land (on which the Development is situated) that is dedicated to the public for the purposes of section 22(1) of the Building (Planning) Regulations (Cap. 123 sub. Leg. F)

Not applicable.

E. Plans that show the location of those parts of the land



Notes:

- This plan is an extract of Plan No. TM3479-SP, being the plan annexed to the Land Grant.
- The portions indicated (P), (Pink Hatched Black), (Pink Stippled Black), (Green Hatched Black), (Orange Line) and (Red Line) shown on this plan do not form part of those facilities and open spaces referred to in this part of “Information on Public Facilities and Public Open Spaces”.

F. Provisions of the land grant that concern those facilities and open spaces, and those parts of the land

1. Formation of the Green Area and the Green Stippled Black Area

Special Condition No. (2) of the Land Grant stipulates that:-

“(2) (a) The Purchaser shall:

- within 78 calendar months from the date of this Agreement (or such other extended periods as may be approved by the Director), at his own expense, in such manner, with such materials and to such standards, levels, alignment and design as the Director shall approve and in all respects to the satisfaction of the Director:

- (I) lay and form that portion of future public roads shown coloured green on the plan annexed hereto (hereinafter referred to as “the Green Area”); and
- (II) provide and construct such bridges, tunnels, over-passes, under-passes, culverts, viaducts, flyovers, pavements, roads or such other structures as the Director in his sole discretion may require (hereinafter collectively referred to as “the Green Area Structures”)
- so that building, vehicular and pedestrian traffic may be carried on the Green Area;
- (ii) within 78 calendar months from the date of this Agreement (or such other extended periods as may be approved by the Director), at his own expense and to the satisfaction of the Director, surface, kerb and channel the Green Area and provide the same with such gullies, sewers, drains, fire hydrants with pipes connected to water mains, street lights, traffic signs, street furniture and road markings as the Director may require; and
- (iii) maintain at his own expense the Green Area together with the Green Area Structures and all structures, surfaces, gullies, sewers, drains, fire hydrants, services, street lights, traffic signs, street furniture, road markings and plant constructed, installed and provided thereon or therein to the satisfaction of the Director until such time as possession of the Green Area has been re-delivered to the Government in accordance with Special Condition No. (3) hereof.
- (b) The Purchaser shall:
- (i) within 24 calendar months from the date of this Agreement (or such other extended periods as may be approved by the Director), at his own expense, in such manner, with such materials and to such standards, levels, alignment and design as the Director shall approve and in all respects to the satisfaction of the Director:
- (I) lay and form that portion of future public roads shown coloured green stippled black on the plan annexed hereto (hereinafter referred to as “the Green Stippled Black Area”); and
- (II) provide and construct such bridges, tunnels, over-passes, under-passes, culverts, viaducts, flyovers, pavements, roads or such other structures as the Director in his sole discretion may require (hereinafter collectively referred to as “the Green Stippled Black Area Structures”)
- so that building, vehicular and pedestrian traffic may be carried on the Green Stippled Black Area;
- (ii) within 24 calendar months from the date of this Agreement (or such other extended periods as may be approved by the Director), at his own expense and to the satisfaction of the Director, surface, kerb and channel the Green Stippled Black Area and provide the same with such gullies, sewers, drains, fire hydrants with pipes connected to water mains, street lights, traffic signs, street furniture and road markings as the Director may require; and
- (iii) maintain at his own expense the Green Stippled Black Area together with the Green Stippled Black Area Structures and all structures, surfaces, gullies, sewers, drains, fire hydrants, services, street lights, traffic signs, street furniture, road markings and plant constructed, installed and provided thereon or therein to the satisfaction of the Director until such time as possession of the Green Stippled Black Area has been re-delivered to the Government in accordance with Special Condition No. (3) hereof.
- (c) In the event of the non-fulfilment of the Purchaser’s obligations under sub-clause (a) or (b) of this Special Condition, the Government may carry out the necessary works at the cost of the Purchaser who shall pay to the Government on demand a sum equal to the cost thereof, such sum to be determined by the Director whose determination shall be final and binding upon the Purchaser.
- (d) The Government shall have no liability in respect of any loss, damage, nuisance or disturbance whatsoever caused to or suffered by the Purchaser or any other person whether arising out of or incidental to the fulfilment of the Purchaser’s obligations under sub-clauses (a) and (b) of this Special Condition or the exercise of the rights by the Government under sub-clause (c) of this Special Condition or otherwise, and no claim whatsoever shall be made against the Government by the Purchaser in respect of any such loss, damage, nuisance or disturbance.”
2. Possession of the Green Area and the Green Stippled Black Area
Special Condition No. (3) of the Land Grant stipulates that:-
“(3) For the purpose only of carrying out the necessary works specified in Special Condition No. (2) hereof, the Purchaser shall on the date of this Agreement be granted possession of the Green Area and the Green Stippled Black Area. The Green Area and the Green Stippled Black Area or any part or parts thereof shall be re-delivered to the Government on demand and in any event shall be deemed to have been re-delivered to the Government by the Purchaser on the date of a letter from the Director indicating that these Conditions have been complied with to his satisfaction. The Purchaser shall at all reasonable times while he is in possession of the Green Area and the Green Stippled Black Area or any part or parts thereof allow free access over and along the Green Area and the Green Stippled Black Area or any part or parts thereof for all Government and public vehicular and pedestrian traffic in all respects to the satisfaction of the Director and shall ensure that such access shall not be interfered with or obstructed by the carrying out of the works whether under Special Condition No. (2) hereof or otherwise.”
3. Restriction on use of the Green Area and the Green Stippled Black Area
Special Condition No. (4) of the Land Grant stipulates that:-
“(4) The Purchaser shall not without the prior written consent of the Director use the Green Area and the Green Stippled Black Area or any part or parts thereof for the purpose of storage or for the erection of any temporary structure or for any purposes other than the carrying out of the works specified in Special Condition No. (2) hereof.”
4. Access to the Green Area and the Green Stippled Black Area for inspection
Special Condition No. (5) of the Land Grant stipulates that:-
“(5) (a) The Purchaser shall at all reasonable times while he is in the possession of the Green Area and the Green Stippled Black Area or any part or parts thereof:
- (i) permit the Government, the Director, its or his officers, contractors and agents and any other persons authorized by the Director, the right of ingress, egress and regress to, from and through the lot, the Green Area and the Green Stippled Black Area or any part or parts thereof for the purpose of inspecting, checking and supervising any works to be carried out in compliance with Special Conditions Nos. (2)(a) and (2)(b) hereof and the carrying out, inspecting, checking and supervising of the works under Special Condition No. (2)(c) hereof and any other works which the Director may consider necessary in the Green Area and the Green Stippled Black Area;
- (ii) permit the Government and the relevant public utility companies authorized by the Government the right of ingress, egress and regress to, from and through the lot, the Green Area and the Green Stippled Black Area or any part or parts thereof as the Government or the relevant public utility companies may require for the purpose of any works to be carried out in, upon or under the Green Area, the Green Stippled Black Area or any adjoining land including but not limited to the laying and subsequent maintenance of all pipes, wires, conduits, cable-ducts and other conducting media and ancillary equipment necessary for the provision of telephone, electricity, gas (if any) and other services intended to serve the lot or any adjoining or neighboring land or premises, and the Purchaser shall co-operate fully with the Government and also with the relevant public utility companies duly authorized by the Government on all matters relating to any of the aforesaid works to be carried out

within the Green Area and the Green Stippled Black Area; and

- (iii) permit the officers of the Water Authority and such other persons as may be authorized by them the right of ingress, egress and regress to, from and through the lot, the Green Area and the Green Stippled Black Area or any part or parts thereof as the officers of the Water Authority or such authorized persons may require for the purpose of carrying out any works in relation to the operation, maintenance, repairing, replacement and alteration of any other waterworks installations within the Green Area and the Green Stippled Black Area.

- (b) The Government, the Director, its or his officers, contractors and agents and any persons or public utility companies authorized under sub-clause (a) of this Special Condition shall have no liability in respect of any loss, damage, nuisance or disturbance whatsoever caused to or suffered by the Purchaser or any other person arising out of or incidental to the exercise of the rights by the Government, the Director, its or his officers, contractors and agents and any persons or public utility companies authorized under sub-clause (a) of this Special Condition.”

5. Acknowledgement of existing passageways

Special Condition No. (6) of the Land Grant stipulates that:-

“(6)(a) The Purchaser hereby acknowledges that there are existing passageways within the areas respectively shown coloured green hatched black cross-hatched red and brown cross-hatched red on the plan annexed hereto (hereinafter respectively referred to as “the Green Hatched Black Cross-hatched Red Area” and “the Brown Cross-hatched Red Areas”) and those portions of the lot respectively shown coloured pink cross-hatched red and pink cross-hatched red stippled black on the plan annexed hereto (hereinafter respectively referred to as “the Pink Cross-hatched Red Area” and “the Pink Cross-hatched Red Stippled Black Area”).

- (b) The Purchaser shall before completion of the formation of the areas shown coloured brown on the plan annexed hereto (hereinafter referred to as “the Brown Areas”) and the Brown Cross-hatched Red Areas in accordance with Special Condition No. (7)(a) hereof, at his own expense and in all respects to the satisfaction of the Director:

- (i) keep, maintain and repair those parts of the existing passageways within the Brown Cross-hatched Red Areas (hereinafter collectively referred to as “the Existing Passageway 1”) and allow free access over and along the Existing Passageway 1 for all Government and public vehicular and pedestrian traffic free of cost and without hindrance; and
- (ii) keep, maintain and repair those parts of the existing passageways within the Pink Cross-hatched Red Area and the Pink Cross-hatched Red Stippled Black Area (hereinafter collectively referred to as “the Existing Passageway 2”) and allow free access over and along the Existing Passageway 2 for all Government and public vehicular and pedestrian traffic free of cost and without hindrance.
- (c) (i) The Purchaser shall at all times during the term hereby agreed to be granted, at his own expense and in all respects to the satisfaction of the Director keep, maintain and repair that part of the existing passageways within the Green Hatched Black Cross-hatched Red Area (hereinafter referred to as “the Existing Passageway 3”) and allow free access over and along the Existing Passageway 3 for all Government and public vehicular and pedestrian traffic free of cost and without hindrance. The Purchaser shall not close, alter, divert or demolish the Existing Passageway 3 and shall ensure at all times that the Existing Passageway 3 shall not be interfered with or obstructed.
- (ii) Notwithstanding sub-clause (c)(i) of this Special Condition, the obligations of the Purchaser in respect of the Existing Passageway 3 under the said sub-clause (c)(i) shall absolutely determine upon the Government giving to the Purchaser notice to that effect, and no claim whatsoever shall be made against the Government by the

Purchaser in respect of any loss, damage, nuisance or disturbance suffered or any expense incurred as a result of such determination. However, such determination shall be without prejudice to any rights or remedies of the Government in respect of any antecedent breach, non-performance or non-observance of the said sub-clause (c)(i).

- (d) The Government shall have no liability in respect of any loss, damage, nuisance or disturbance whatsoever caused to or suffered by the Purchaser or any other person whether arising out of or incidental to the fulfilment of the Purchaser’s obligations under sub-clauses (b) and (c) of this Special Condition or otherwise, and no claim whatsoever shall be made against the Government by the Purchaser in respect of any such loss, damage, nuisance or disturbance.”

6. Possession of the Brown Areas and the Brown Cross-hatched Red Areas

Special Condition No. (7) of the Land Grant stipulates that:-

“(7)(a) The Purchaser shall:

- (i) within 24 calendar months from the date of this Agreement (or such other extended periods as may be approved by the Director), at his own expense, in such manner, with such materials and to such standards, levels, alignment and design as the Director shall approve and in all respects to the satisfaction of the Director lay, form and construct a new passageway on the Brown Areas and the Brown Cross-hatched Red Areas and provide thereon such street furniture, traffic aids, street lighting, sewers, drains and other structures as the Director in his sole discretion may require (hereinafter collectively referred to as “the New Passageway Structures”) so that vehicular and pedestrian traffic may be carried on the Brown Areas and the Brown Cross-hatched Red Areas; and
- (ii) at his own expense uphold, maintain and repair the Brown Areas and the Brown Cross-hatched Red Areas together with the New Passageway Structures in good and substantial repair and condition in all respects to the satisfaction of the Director until such time as possession of the Brown Areas and the Brown Cross-hatched Red Areas has been re-delivered to the Government in accordance with sub-clause (c) of this Special Condition.
- (b) In the event of non-fulfilment of the Purchaser’s obligations under sub-clause (a) of this Special Condition, the Government may carry out the necessary works at the cost of the Purchaser who shall pay to the Government on demand a sum equal to the cost thereof, such sum to be determined by the Director whose determination shall be final and binding upon the Purchaser.
- (c) For the purpose only of carrying out the necessary works specified in Special Condition No. (6)(b)(i) hereof and sub-clause (a) of this Special Condition, the Purchaser shall on the date of this Agreement be granted possession of the Brown Areas and the Brown Cross-hatched Red Areas. The Brown Areas and the Brown Cross-hatched Red Areas or any part or parts thereof shall be re-delivered to the Government on demand and in any event shall be deemed to have been re-delivered to the Government by the Purchaser on the date of a letter from the Director indicating that these Conditions have been complied with to his satisfaction.
- (d) After completion of the formation of the Brown Areas and the Brown Cross-hatched Red Areas in accordance with sub-clause (a) of this Special Condition, the Purchaser shall at all times while he is in possession of the Brown Areas and the Brown Cross-hatched Red Areas or any part or parts thereof allow free access over and along the Brown Areas and the Brown Cross-hatched Red Areas or any part or parts thereof for all Government and public vehicular and pedestrian traffic in all respects to the satisfaction of the Director. For the avoidance of doubt, the Purchaser shall ensure that the Existing Passageway 1 and the Existing Passageway 3 shall not be interfered with or obstructed by the carrying out of the

works whether under Special Condition No. (6)(b)(i) hereof or sub-clause (a) of this Special Condition or otherwise, and the Purchaser shall not close, alter, divert or demolish the Existing Passageway 2 until the Director shall have given his written confirmation indicating that the Purchaser has fulfilled his obligations under Special Condition No. (7)(a)(i) hereof in all respects to the satisfaction of the Director.

- (e) The Purchaser shall not without the prior written consent of the Director use the Brown Areas and the Brown Cross-hatched Red Areas or any part or parts thereof for the purpose of storage or for the erection of any temporary structure or for any purposes other than the carrying out of the works specified in Special Condition No. (6)(b)(i) hereof and sub-clause (a) of this Special Condition.
- (f) The Purchaser hereby acknowledges and agrees that the Government shall have full right and power, upon giving to the Purchaser not less than fourteen days' written notice (except in case of emergency in respect of which the decision of the Director shall be final and binding upon the Purchaser), to lay, install, relay, divert, remove, re-provision, replace, inspect, operate, repair, maintain and renew any Government or other drain, culvert, waterway or watercourse, sewer, nullah, water main, pipe, cable, wire, utility service or any other works or installations (all together hereinafter referred to as "the Brown Areas and the Brown Cross-hatched Red Areas Services") which are now or may hereafter be upon, over, under or adjacent to the Brown Areas and the Brown Cross-hatched Red Areas as the Director may in his absolute discretion deem fit, and to make good any and all damage caused thereby. The Purchaser shall not disturb or allow anybody to disturb the Brown Areas and the Brown Cross-hatched Red Areas Services without the prior written approval of the Director.
- (g) The Purchaser shall at all times while he is in possession of the Brown Areas and the Brown Cross-hatched Red Areas or any part or parts thereof permit the Government, the Director, its or his officers, contractors, agents and other authorized personnel with or without tools, equipment, machinery or motor vehicles the right of free ingress, egress and regress to, from and through the lot, the Brown Areas and the Brown Cross-hatched Red Areas or any part or parts thereof for the purpose of inspecting, checking and supervising any works to be carried out in compliance with Special Condition No. (6)(b)(i) hereof and sub-clause (a) of this Special Condition and the carrying out, inspecting, checking and supervising of the works under sub-clauses (b) and (f) of this Special Condition and any other works which the Director may consider necessary in the Brown Areas and the Brown Cross-hatched Red Areas.
- (h) Save in respect of making good any and all damage caused by the exercise of the rights and powers under sub-clauses (f) and (g) of this Special Condition, the Government, the Director, its or his officers, contractors, agents and other authorized personnel shall have no liability in respect of any loss, damage, nuisance or disturbance whatsoever caused to or suffered by the Purchaser or any other person whether arising out of or incidental to the fulfilment of the Purchaser's obligations under sub-clauses (a) and (d) of this Special Condition or the exercise of the rights by the Government, the Director, its or his officers, contractors, agents and other authorized personnel under sub-clauses (b), (f) and (g) of this Special Condition or otherwise, and no claim whatsoever shall be made against any of them by the Purchaser in respect of any such loss, damage, nuisance or disturbance.
- (i) The Purchaser hereby indemnifies and shall keep indemnified the Government from and against all liabilities and all actions, proceedings, costs, claims, expenses, losses, damages, charges and demands of whatsoever nature arising out of or in connection with anything done or omitted to be done by the Purchaser, his servants, workmen and contractors in connection with the formation, construction, repair and maintenance of the Brown Areas and the Brown Cross-hatched Red Areas or the repair and maintenance of the Green Hatched Black Cross-hatched Red Area."

7. Non-building areas

Special Condition No. (11) of the Land Grant stipulates that:-

- "(11) Except with the prior written consent of the Director, no driveway or building or structure or support for any building or structure shall be erected, constructed or placed on or above ground level within those portions of the lot respectively shown coloured pink hatched black and pink stippled black on the plan annexed hereto (hereinafter respectively referred to as "the Pink Hatched Black Areas" and "the Pink Stippled Black Areas") and the Pink Cross-hatched Red Stippled Black Area except:
- (a) boundary walls or fences or both on the Pink Hatched Black Areas, the Pink Stippled Black Areas and the Pink Cross-hatched Red Stippled Black Area;
 - (b) a driveway or driveways on the Pink Stippled Black Areas and the Pink Cross-hatched Red Stippled Black Area; and
 - (c) part of the Existing Passageway 2 within the Pink Cross-hatched Red Stippled Black Area before completion of the formation of the Brown Areas and the Brown Cross-hatched Red Areas in accordance with Special Condition No. (7)(a) hereof.

For the purpose of this Special Condition, the decision of the Director as to what constitutes ground level and what constitutes a driveway shall be final and binding on the Purchaser."

8. Damage to Services

Special Condition No. (41) of the Land Grant stipulates that:-

- "(41) The Purchaser shall take or cause to be taken all proper and adequate care, skill and precautions at all times, and particularly when carrying out construction, maintenance, renewal or repair work (hereinafter referred to as "the Works"), to avoid causing any damage, disturbance or obstruction to any Government or other existing drain, waterway or watercourse, water main, road, footpath, street furniture, sewer, nullah, pipe, cable, wire, utility service or any other works or installations being or running upon, over, under or adjacent to the lot or the Green Area or the Green Stippled Black Area or the Green Hatched Black Areas or the Green Hatched Black Cross-hatched Red Area or the Brown Areas or the Brown Cross-hatched Red Areas or any combination of them or any part or parts thereof (hereinafter collectively referred to as "the Services"). The Purchaser shall prior to carrying out any of the Works make or cause to be made such proper search and enquiry as may be necessary to ascertain the present position and levels of the Services, and shall submit his proposals for dealing with any of the Services which may be affected by the Works in writing to the Director for his approval in all respects, and shall not carry out any work whatsoever until the Director shall have given his written approval to the Works and to such aforesaid proposals. The Purchaser shall comply with and at his own expense meet any requirements which may be imposed by the Director in respect of the Services in granting the aforesaid approval, including the cost of any necessary diversion, relaying or reinstatement. The Purchaser shall at his own expense in all respects repair, make good and reinstate to the satisfaction of the Director any damage, disturbance or obstruction caused to the lot or the Green Area or the Green Stippled Black Area or the Green Hatched Black Areas or the Green Hatched Black Cross-hatched Red Area or the Brown Areas or the Brown Cross-hatched Red Areas or any combination of them or any part or parts thereof or any of the Services in any manner arising out of the Works (except for nullah, sewer, storm-water drain or water main, the making good of which shall be carried out by the Director, unless the Director elects otherwise, and the Purchaser shall pay to the Government on demand the cost of such works). If the Purchaser fails to carry out any such necessary diversion, relaying, repairing, making good and reinstatement of the lot or the Green Area or the Green Stippled Black Area or the Green Hatched Black Areas or the Green Hatched Black Cross-hatched Red Area or the Brown Areas or the Brown Cross-hatched Red Areas or any combination of them or any part or parts thereof or of any of the Services

to the satisfaction of the Director, the Director may carry out any such diversion, relaying, repairing, making good or reinstatement as he considers necessary and the Purchaser shall pay to the Government on demand the cost of such works.”

9. Existing Water Mains

Special Condition No. (47)(a), (b) and (c) of the Land Grant stipulates that:-

- “(47)(a) The Purchaser hereby acknowledges that as at the date of this Agreement there are existing fresh water mains and existing salt water mains within the lot, the Green Area, the Green Stippled Black Area and the land adjacent to the lot, the Green Area and the Green Stippled Black Area as respectively shown by orange and red lines marked on the plan annexed hereto (hereinafter collectively referred to as “the Existing Water Mains”). The Government will accept no responsibility or liability for any loss, damage, nuisance or disturbance caused to or suffered by the Purchaser by reason of the presence of the Existing Water Mains.
- (b) The Purchaser shall within 6 calendar months from the date of this Agreement (or such other extended periods as may be approved by the Director), at his own expense and in all respects to the satisfaction of the Director divert the Existing Water Mains to such location outside the lot as may be approved by the Director. For this purpose, the Purchaser shall prior to carrying out the diversion works at his own expense and in all respects to the satisfaction of the Director submit to the Director for his written approval a proposal for diverting the Existing Water Mains, and shall not carry out any work whatsoever until the Director shall have given his written approval to the proposal. The Purchaser shall comply with and at his own expense meet any requirements which may be imposed by the Director in granting the aforesaid approval, including the cost of provision, construction, maintenance, repair, demolition and removal of the existing water supply facilities or the alternative water supply facilities serving the adjacent Government land. Except for the purpose of carrying out the approved diversion works, the Purchaser shall not interfere with the Existing Water Mains.
- (c) The Water Authority, its officers and contractors, its or their workmen and any persons authorized by it or them with or without tools, equipment, machinery or motor vehicles shall have the right of unrestricted ingress, egress and regress to, from or through the lot, the Green Area and the Green Stippled Black Area or any part or parts thereof that the Purchaser is in possession for the purpose of inspecting, operating, maintaining, repairing and renewing the Existing Water Mains before completion of the diversion of the Existing Water Mains in accordance with sub-clause (b) of this Special Condition.”

G. Provisions of every deed of mutual covenant in respect of the specified residential property that concern those facilities and open spaces, and those parts of the land

Note: Unless otherwise defined, capitalised terms below have been the meaning given to them under the Deed of Mutual Covenant incorporating a Management Agreement in respect of the Development (the “DMC”).

1. Recital (F) of the DMC stipulates that:-

“The rights and benefits of Owners

The parties hereto have agreed to enter into this Deed for the purpose of (i) making provisions for the management, improvement, maintenance, repair, renovation, insurance and service of the Land, the Development, the Common Areas and Facilities (as hereinafter defined) therein, the Green Area (as hereinafter defined), the Green Stippled Black Area (as hereinafter defined), the Green Hatched Black Areas (as hereinafter defined), the Green Hatched Black Cross-hatched Red Area (as hereinafter defined), the Brown Areas (as hereinafter defined) and the Brown Cross-hatched Red Areas (as hereinafter defined); and (ii) defining and regulating the rights, interests and obligations of the Owners (as hereinafter defined) in respect thereof and to provide for apportionment of the expenses

of such management, improvement, maintenance, repair, renovation, insurance and service to be borne by the Owners.”

2. Clause 1.1 of Section I of the DMC stipulates that:-:

“1.1 Definitions

In this Deed the following expressions shall have the following meanings except where the context otherwise permits or requires :-

...

“Brown Areas”

means the Brown Areas as referred to in Special Condition No.(6)(b) of the Conditions and shown coloured brown on Plan No. TM3479-SP annexed to the Conditions;

“Brown Cross-hatched Red Areas”

means the Brown Cross-hatched Red Areas as referred to in Special Condition No.(6)(a) of the Conditions and shown coloured brown cross-hatched red on Plan No. TM3479-SP annexed to the Conditions;

...

“Green Area”

means the Green Area as referred to in Special Condition No.(2)(a)(i)(I) of the Conditions and shown coloured green on Plan No. TM3479-SP annexed to the Conditions;

“Green Area Structures”

means such bridges, tunnels, over-passes, under-passes, culverts, viaducts, flyovers, pavements, roads or such other structures erected on the Green Area as referred to in Special Condition No.(2)(a)(i)(II) of the Conditions;

...

“Green Stippled Black Area”

means the Green Stippled Black Area as referred to in Special Condition No.(2)(b)(i)(I) of the Conditions and shown coloured green stippled black on Plan No. TM3479-SP annexed to the Conditions;

“Green Stippled Black Area Structures”

means such bridges, tunnels, over-passes, under-passes, culverts, viaducts, flyovers, pavements, roads or such other structures erected on the Green Stippled Black Area as referred to in Special Condition No.(2)(b)(i)(II) of the Conditions;

...

“New Passageway Structures”

means such street furniture, traffic aids, street lighting, sewers, drains and other structures as may be provided in the Brown Areas and the Brown Cross-hatched Red Areas as referred to in Special Condition No.(7)(a)(i) of the Conditions;

...”

3. Clause 4.5 of Section IV of the DMC stipulates that:-:

“The management of the Land, Development, the Brown Areas (until possession of the same is re-delivered to the Government), the Brown Cross-hatched Red Areas (until possession of the same is re-delivered to the Government), the New Passageway Structures, the Green Area (until possession of the same is re-delivered to the Government), the Green Area Structures, the Green Stippled Black Area (until possession of the same is re-delivered to the Government), the Green Stippled Black Area Structures, the Green Hatched Black Areas, the Green Hatched Black Cross-hatched Red Area and such part of the existing passageways within the Green Hatched Black Cross-hatched Red Area shall be undertaken by the Manager and each Owner hereby irrevocably APPOINTS the Manager as

agent in respect of any matter concerning the Land and the Development as a whole and the Common Areas and Facilities therein duly authorised under this Deed and to enforce the provisions of this Deed against the other Owner or Owners. For the avoidance of doubt, the power and authority of the Manager shall be subject to the provisions of the BMO. In addition to the other powers expressly provided in this Deed, the Manager shall have full authority to do all such acts and things as may be necessary or expedient for or in connection with the Land and the Development and the management thereof. Without in any way limiting the generality of the foregoing, the Manager shall have the following powers and duties :-

...

(uuu) To maintain the Green Area, the Green Area Structures, the Green Stippled Black Area and the Green Stippled Black Area Structures and all structures, surfaces, gullies, sewers, drains, fire hydrants, services, street lights, traffic signs, street furniture, road markings and plant constructed, installed and provided thereon or therein in accordance with this Deed and the Conditions until they are redelivered to the Government;

...

(www) To uphold, maintain and repair the Brown Areas, the Brown Cross-hatched Red Areas and the New Passageway Structures in good and substantial repair and condition in accordance with this Deed and the Conditions until they are redelivered to the Government;

...

(xxx) To grant rights of ingress, egress and regress and rights of similar kind to the Government, relevant public utility companies, officers of the Water Authority, its officers, contractors and agents, his or their workmen, any other persons authorized by them with or without tools, equipment, machinery or motor vehicles to, from and through the Land and the Development, the Green Area, the Green Stippled Black Area, the Brown Areas and the Brown Cross-hatched Red Areas and on such terms and conditions as the Manager shall in its absolute discretion deem appropriate for the purpose of carrying out any works in accordance with this Deed and the Conditions;

...

(aaaa) To do all such other things and works as are necessary or reasonably incidental to the compliance with other requirements in relation to the Green Area, the Green Stippled Black Area, the Brown Areas, the Brown Cross-hatched Red Areas, Green Hatched Black Areas and the Green Hatched Black Cross-hatched Red Area under the Conditions PROVIDED ALWAYS THAT the Manager shall not be personally liable for carrying out any such maintenance, repair, management and any other works which shall remain the responsibility of the Owners if, having used all reasonable endeavours, it has not been able to collect the costs of the required works from all Owners;

(bbbb) To do all things which the Manager shall, in consultation with the Owners' Committee or the Owners by a resolution passed at a meeting of the Owners, deem necessary or desirable for the purposes of allowing free access over and along the Brown Areas and the Brown Cross-hatched Red Areas or any part or parts thereof for all Government and public vehicular and pedestrian traffic in all respects in compliance with Special Condition No.(7)(d) of the Conditions;

(cccc) To prohibit any person from disturbing any Government or other drain, culvert, waterway or watercourse, sewer, nullah, water main, pipe, cable, wire, utility service or any other works or installations which are or may be upon, over, under or adjacent to the Brown Areas and the Brown Cross-hatched Red Areas unless otherwise permitted under the Conditions;

..."

4. Clause 4.11 of Section IV of the DMC stipulates that:-

"The Manager, its servants, agents or contractors shall not be liable to the Owners or any of them or

to any person or persons whomsoever whether claiming through, under or in trust for any Owner or otherwise, for or in respect of any act, deed, matter or thing done or omitted in pursuance or purported pursuance of the provisions of this Deed not being an act or omission involving criminal liability or dishonesty or negligence or wilful act. Without in any way limiting the generality of the foregoing, the Manager, its servants, agents or contractors shall not be held liable for any damage, loss or injury caused by or in any way arising out of :-

- (a) any defect in or failure or breakdown of any of the Common Areas and Facilities; or
- (b) any failure, malfunction or suspension of the supply of water, electricity, air-conditioning or other utility or service to the Land and the Development; or
- (c) fire or flooding or the overflow or leakage of water from anywhere whether within or outside the Land and the Development; or
- (d) the activity of termites, cockroaches, rats, mice or other pests or vermin; or
- (e) theft, burglary or robbery within the Land, the Development, the Brown Areas, the Brown Cross-hatched Red Areas, the Green Area, the Green Stippled Black Area, the Green Hatched Black Areas and the Green Hatched Black Cross-hatched Red Area; or
- (f) any act of God, force majeure or circumstances beyond the control of the Manager;

UNLESS it can be shown that such damage, loss or injury was caused by an act or omission of the Manager, its servants, agents or contractors involving criminal liability or dishonesty or negligence or wilful act and PROVIDED THAT the contribution to the Management Expenses or any other charges payable under this Deed or any part thereof shall not be abated or cease to be payable on account thereof."

5. Clause 5.3 of Section V of the DMC stipulates that:-

"Subject to the provisions of this Deed, the Management Expenses in the annual management budget shall include all expenditure which is to be necessarily and reasonably expended for the benefit of all Owners and for the proper and efficient management and maintenance of the Land and the Development (including but not limited to the Common Areas and Facilities), the Brown Areas (until possession of the same is re-delivered to the Government), the Brown Cross-hatched Red Areas (until possession of the same is re-delivered to the Government), the New Passageway Structures, the Green Area (until possession of the same is re-delivered to the Government), the Green Area Structures, the Green Stippled Black Area (until possession of the same is re-delivered to the Government), the Green Stippled Black Area Structures, the Green Hatched Black Areas, the Green Hatched Black Cross-hatched Red Area and such part of the existing passageways within the Green Hatched Black Cross-hatched Red Area shall be undertaken by the Manager and without prejudice to the generality of the foregoing shall include the following costs, charges and expenses :-

...

- (s) the cost and expense of :-
 - (i) maintaining the Green Area, the Green Area Structures, the Green Stippled Black Area and the Green Stippled Black Area Structures and all structures, surfaces, gullies, sewers, drains, fire hydrants, services, street lights, traffic signs, street furniture, road markings and plant constructed, installed and provided thereon or therein in accordance with this Deed and the Conditions until they are redelivered to the Government;
 - (ii) keeping, maintaining and repairing that part of existing passageways within the Green Hatched Black Cross-hatched Red Area in accordance with this Deed and the Conditions;
 - (iii) engaging qualified personnel to carry out and complete such geotechnical investigations and such slope treatment, landslide preventive, mitigation and remedial works on the Green Hatched Black Areas and the Green Hatched Black Cross-hatched Red Area and maintaining, reinstating and making good the Green Hatched Black Areas and the Green Hatched Black Cross-hatched Red Area including all land, slope treatment works, earth-retaining structures, drainage and any other works therein and thereon in good and

substantial repair and condition in compliance with the Conditions and/or in accordance with all guidelines issued from time to time by the appropriate Government department;

- (iv) upholding, repairing and maintaining the Brown Areas, the Brown Cross-hatched Red Areas and the New Passageway Structures in good and substantial repair and condition in accordance with this Deed and the Conditions until they are redelivered to the Government, to the satisfaction of the Director of Lands in accordance with the Conditions and all cost and expense for complying with other requirements in relation to the Green Area, the Green Stippled Black Area, the Green Hatched Black Areas, the Green Hatched Black Cross-hatched Red Area, the Brown Areas and the Brown Cross-hatched Red Areas under the Conditions;

...”

6. Clause 10.14 of Section X of the DMC stipulates that:-

“Notwithstanding anything herein contained and until such time as possession of the Green Area shall be re-delivered to the Government in accordance with Special Condition No.(3) of the Conditions :-

- (a) the Owners shall at their own cost and expense maintain the Green Area, the Green Area Structures and all structures, surfaces, gullies, sewers, drains, fire hydrants, services, street lights, traffic signs, street furniture, road markings and plant constructed, installed and provided thereon or therein in all respects to the satisfaction of the Director of Lands and take other actions and works for complying with other requirements in relation to the Green Area under the Conditions;
- (b) the Green Area, the Green Area Structures and all structures, surfaces, gullies, sewers, drains, fire hydrants, services, street lights, traffic signs, street furniture, road markings and plant constructed, installed and provided thereon or therein shall, for management purposes, be deemed to be included under the definition of “Development Common Areas and Facilities” herein and this Deed shall, for management purposes, be read, construed and interpreted throughout as though the Green Area, the Green Area Structures and all structures, surfaces, gullies, sewers, drains, fire hydrants, services, street lights, traffic signs, street furniture, road markings and plant constructed, installed and provided thereon or therein form part of the Development Common Areas and Facilities and to the effect that the Owners shall be responsible for the costs and expenses for maintenance and repair of the Green Area and the Green Area Structures and all structures, surfaces, gullies, sewers, drains, fire hydrants, services, street lights, traffic signs, street furniture, road markings and plant constructed, installed and provided thereon or therein as if they were part of the Development Common Areas and Facilities;
- (c) the Owners shall at all reasonable times while they are in possession of the Green Area or any part or parts thereof permit the Government, the Director of Lands, its or his officers, contractors and agents and any other persons authorized by the Director of Lands, the relevant public utility companies authorized by the Government, the officers of the Water Authority and such other persons as may be authorized by them, rights of ingress, egress and regress and rights of similar kind to with or without tools, equipment, machinery or motor vehicles to, from and through the Land, the Green Area for the purpose of carrying out, inspecting, checking and supervising of any works in accordance with this Deed and the Conditions;
- (d) the Owners shall not, without the prior written consent of the Director of Lands, use the Green Area or any part or parts thereof for the purpose of storage or for the erection of any temporary structure or for any purposes other than the carrying out of the works specified in Special Condition No.(2) of the Conditions;
- (e) the Owners shall allow free access over and along the Green Area or any part or parts thereof for all Government and public vehicular and pedestrian traffic in all respects to the satisfaction of the Director of Lands and shall ensure that such access shall not be interfered with or obstructed by the carrying out of the works whether specified in Special Condition No.(2) of the Conditions or otherwise.”

7. Clause 10.15 of Section X of the DMC stipulates that:-

“Notwithstanding anything herein contained and until such time as possession of the Green Stippled Black Area shall be re-delivered to the Government in accordance with Special Condition No.(3) of the Conditions :-

- (a) the Owners shall at their own cost and expense maintain the Green Stippled Black Area, the Green Stippled Black Area Structures and all structures, surfaces, gullies, sewers, drains, fire hydrants, services, street lights, traffic signs, street furniture, road markings and plant constructed, installed and provided thereon or therein in all respects to the satisfaction of the Director of Lands and take other actions and works for complying with other requirements in relation to the Green Stippled Black Area under the Conditions;
- (b) the Green Stippled Black Area, the Green Stippled Black Area Structures and all structures, surfaces, gullies, sewers, drains, fire hydrants, services, street lights, traffic signs, street furniture, road markings and plant constructed, installed and provided thereon or therein shall, for management purposes, be deemed to be included under the definition of “Development Common Areas and Facilities” herein and this Deed shall, for management purposes, be read, construed and interpreted throughout as though the Green Stippled Black Area, the Green Stippled Black Area Structures and all structures, surfaces, gullies, sewers, drains, fire hydrants, services, street lights, traffic signs, street furniture, road markings and plant constructed, installed and provided thereon or therein form part of the Development Common Areas and Facilities and to the effect that the Owners shall be responsible for the costs and expenses for maintenance and repair of the Green Stippled Black Area, the Green Stippled Black Area Structures and all structures, surfaces, gullies, sewers, drains, fire hydrants, services, street lights, traffic signs, street furniture, road markings and plant constructed, installed and provided thereon or therein as if they were part of the Development Common Areas and Facilities;
- (c) the Owners shall at all reasonable times while they are in possession of the Green Stippled Black Area or any part or parts thereof permit the Government, the Director of Lands, its or his officers, contractors and agents and any other persons authorized by the Director of Lands, the relevant public utility companies authorized by the Government, the officers of the Water Authority and such other persons as may be authorized by them, rights of ingress, egress and regress and rights of similar kind to with or without tools, equipment, machinery or motor vehicles to, from and through the Land, the Green Stippled Black Area for the purpose of carrying out, inspecting, checking and supervising of any works in accordance with this Deed and the Conditions;
- (d) the Owners shall not, without the prior written consent of the Director of Lands, use the Green Stippled Black Area or any part or parts thereof for the purpose of storage or for the erection of any temporary structure or for any purposes other than the carrying out of the works specified in Special Condition No.(2) of the Conditions;
- (e) the Owners shall allow free access over and along the Green Stippled Black Area or any part or parts thereof for all Government and public vehicular and pedestrian traffic in all respects to the satisfaction of the Director of Lands and shall ensure that such access shall not be interfered with or obstructed by the carrying out of the works whether specified in Special Condition No.(2) of the Conditions or otherwise.”

8. Clause 10.16 of Section X of the DMC stipulates that:-

“Notwithstanding anything herein contained and until such time as possession of the Brown Areas and the Brown Cross-hatched Red Areas shall be re-delivered to the Government in accordance with Special Condition No.(7)(c) of the Conditions :-

- (a) the Owners shall at their own cost and expense uphold, maintain and repair the Brown Areas, the Brown Cross-hatched Red Areas and the New Passageway Structures in good and substantial repair and condition in all respects to the satisfaction of the Director of Lands and take other actions and works for complying with other requirements in relation to the Brown Areas and the Brown Cross-hatched Red Areas under the Conditions;

- (b) the Brown Areas, the Brown Cross-hatched Red Areas and the New Passageway Structures shall, for management purposes, be deemed to be included under the definition of “Development Common Areas and Facilities” herein and this Deed shall, for management purposes, be read, construed and interpreted throughout as though the Brown Areas, the Brown Cross-hatched Red Areas and the New Passageway Structures form part of the Development Common Areas and Facilities and to the effect that the Owners shall be responsible for the costs and expenses for maintenance and repair of the Brown Areas, the Brown Cross-hatched Red Areas and the New Passageway Structures as if they were part of the Development Common Areas and Facilities;
- (c) the Owners shall at all times while they are in possession of the Brown Areas and the Brown Cross-hatched Red Areas or any part or parts thereof :-
 - (i) allow free access over and along the Brown Areas and the Brown Cross-hatched Red Areas or any part or parts thereof for all Government and public vehicular and pedestrian traffic in all respects to the satisfaction of the Director of Lands; and
 - (ii) permit the Government, the Director of Lands, its or his officers, contractors, agents and other authorized personnel with or without tools, equipment, machinery or motor vehicles the right of free ingress, egress and regress to, from and through the Land, the Brown Areas and the Brown Cross-hatched Red Areas or any part or parts thereof for the purpose of carrying out, inspecting, checking and supervising any works to be carried out in compliance with the Conditions and any other works which the Director of Lands may consider necessary in the Brown Areas and the Brown Cross-hatched Red Areas.
- (d) the Owners shall ensure that at all times such part of the existing passageway within the Brown Cross-hatched Red Areas shall not be interfered with or obstructed;
- (e) the Owners shall not, without the prior written consent of the Director of Lands, use the Brown Areas and the Brown Cross-hatched Red Areas or any part or parts thereof for the purpose of storage or for the erection of any temporary structure or for any purpose other than the carrying out of the works specified in the Conditions; and
- (f) the Owners shall not disturb or allow anybody to disturb the Brown Areas and the Brown Cross-hatched Red Areas without the prior written approval of the Director of Lands.”

A. 根據批地文件規定須興建並提供予政府或供公眾使用的設施

1. 描述

- 綠色區域及該等綠色區域構築物（2013年2月27日的第21529號新批地規約（「批地文件」特別條款第(2)(a)(i)條所指的））；
- 綠色加黑點區域及該等綠色加黑點區域構築物（批地文件特別條款第(2)(b)(i)條所指的）；
- 現有通道 1 及現有通道 2（批地文件特別條款第(6)(b)條所指的）；
- 現有通道 3（批地文件特別條款第(6)(c)(i)條所指的）；
- 棕色區域（批地文件特別條款第(6)(b)條所指的）；
- 棕色間紅交叉線區域（批地文件特別條款第(6)(a)條所指的）；及
- 新通道構築物（批地文件特別條款第(7)(a)(i)條所指的）。

2. 公眾有權按照批地文件使用第1段所述的設施。

B. 根據批地文件規定須由該發展項目中的住宅物業的擁有人出資管理、營運或維持以供公眾使用的設施

1. 描述

- 綠色區域及該等綠色區域構築物（批地文件特別條款第(2)(a)(i)條所指的）；
- 綠色加黑點區域及該等綠色加黑點區域構築物（批地文件特別條款第(2)(b)(i)條所指的）；
- 現有通道 3（批地文件特別條款第(6)(c)(i)條所指的）；
- 棕色區域（批地文件特別條款第(6)(b)條所指的）
- 棕色間紅交叉線區域（批地文件特別條款第(6)(a)條所指的）；及
- 新通道構築物（批地文件特別條款第(7)(a)(i)條所指的）。

2. 公眾有權按照批地文件使用第1段所述的設施。

3. 該等設施按規定須由該發展項目中的住宅物業的擁有人出資管理、營運或維持。

4. 該發展項目中的住宅物業的擁有人按規定須以由有關住宅物業分攤的管理開支，應付管理、營運或維持該等設施的部分開支。

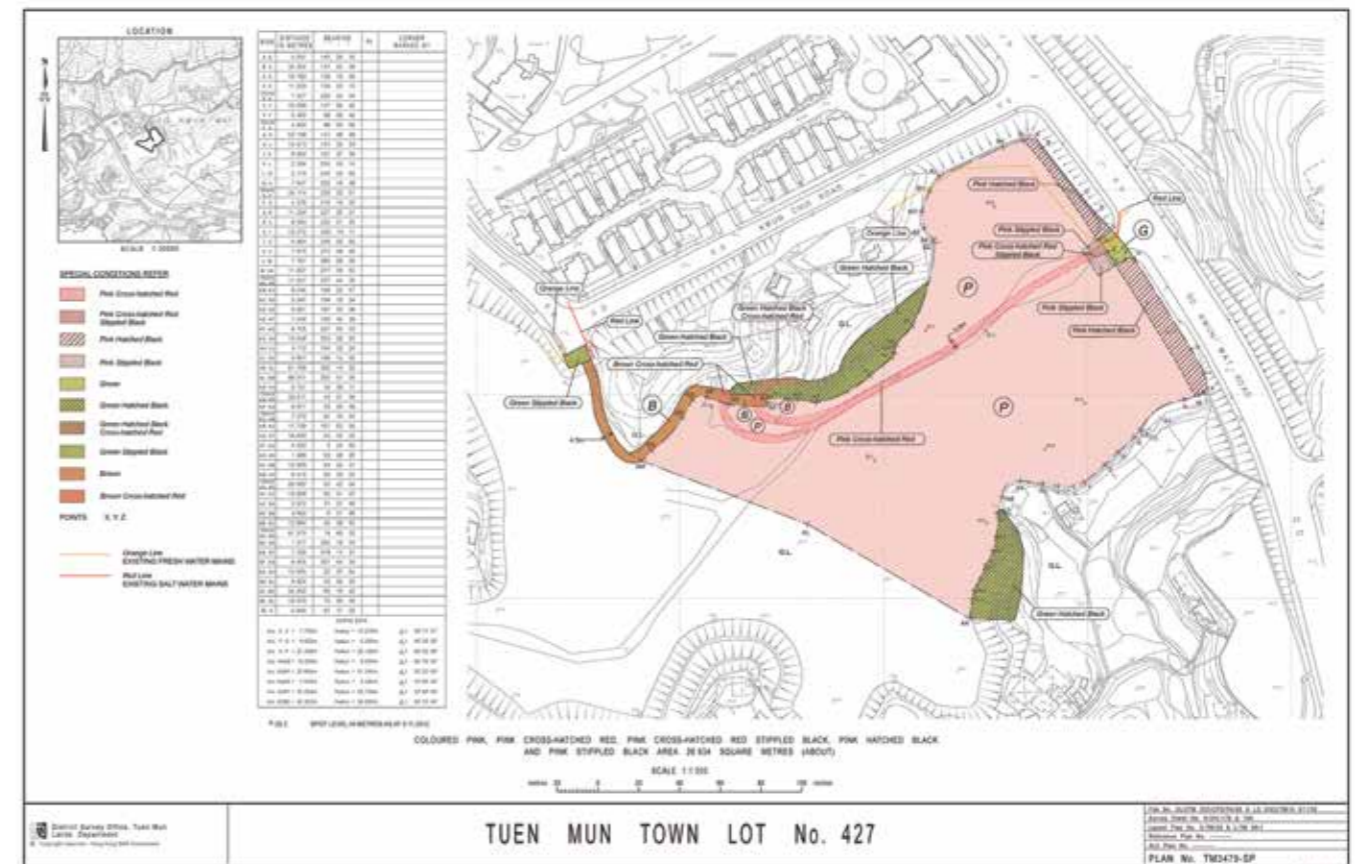
C. 根據批地文件規定須由該發展項目中的住宅物業的擁有人出資管理、營運或維持以供公眾使用的任何休憩用地

不適用。

D. 發展項目所位於的土地中為施行《建築物(規劃)規例》(第123章, 附屬法例F)第22(1)條而撥供公眾用途的任何部分

不適用。

E. 顯示土地中的該等部分的位置的圖則



注：

- 此圖則是批地文件附錄編號為TM3479-SP圖則的一部分。
- 在此圖則上顯示為 (P)、(粉紅色加黑斜線)、(粉紅色加黑點)、(綠色加黑斜線)、(橙色線)及(紅色線)的部分並不構成此「公共設施及公眾休憩用地的資料」所指的公共設施及公眾休憩用地。

F. 批地文件中關於該等設施、休憩用地及土地中的該等部分的條文

1. 綠色區域及綠色加黑點區域的構建

批地文件特別條款第(2)條規定：-

「(2)(a)買方須：

- 於本協議之日期起78個月內（或署長批准的其他延長期間），自費按署長批准的方式、材料、標準、水平、定線及設計，並在各方面達至署長滿意程度下：
 - 鋪設及構建批地文件附錄的圖則上以綠色顯示的未來公眾道路部分（以下稱「綠色區域」）；及
 - 提供及建造橋樑、隧道、上跨路、下通道、暗渠、高架道路、天橋、行人路、道路或按署長獨有酌情要求的其他構築物（以下統稱「該等綠色區域構築物」）

使建築物可興建於綠色區域及讓車輛和行人往來綠色區域；
- 於本協議之日期起78個月內（或署長批准的其他延長期間），自費在綠色區域鋪路面、鋪路緣及開水道，並提供署長要求的集水溝、污水渠、排水渠、消防龍頭連同接駁至總水管的喉管、街燈、交通標誌、街道設施及路面標記，以達至署長

滿意程度；及

- (iii) 自費保養綠色區域連同該等綠色區域構築物，以及在該等區域建造、安裝及提供的所有構築物、路面、集水溝、污水渠、排水渠、消防龍頭、服務設施、街燈、交通標誌、街道設施、路面標記及機械，以達至署長滿意程度，直至按照批地文件特別條款第(3)條交還綠色區域的管有權給政府為止。

(b) 買方須：

- (i) 於本協議之日期起24個月內（或署長批准的其他延長期間），自費按署長批准的方式、材料、標準、水平、定線及設計，並在各方面達至署長滿意程度下：

- (I) 鋪設及構建批地文件附錄的圖則上以綠色加黑點顯示的未來公眾道路部分（以下稱「綠色加黑點區域」）；及
- (II) 供及建造橋樑、隧道、上跨路、下通道、暗渠、高架道路、天橋、行人路、道路或按署長獨有酌情要求的其他構築物（以下統稱「該等綠色加黑點區域構築物」）

使建築物可興建於綠色加黑點區域及讓車輛和行人往來綠色黑點區域；

- (ii) 於本協議之日期起24個月內（或署長批准的其他延長期間），自費在綠色加黑點區域鋪路面、鋪路緣及開水道，並提供署長要求的集水溝、污水渠、排水渠、消防龍頭連同接駁至總水管的喉管、街燈、交通標誌、街道設施及路面標記，以達至署長滿意程度；及

- (iii) 自費保養綠色加黑點區域連同該等綠色加黑點區域構築物，以及在該等區域建造、安裝及提供的所有構築物、路面、集水溝、污水渠、排水渠、消防龍頭、服務設施、街燈、交通標誌、街道設施、路面標記及機械，以達至署長滿意程度，直至按照批地文件特別條款第(3)條交還綠色加黑點區域的管有權給政府為止。

- (c) 倘若買方未能履行其在本特別條款(a)或(b)款的義務，政府可進行必要的工程，費用一概由買方負責，買方須應要求向政府支付相等於該等費用的金額，該金額由署長決定，其決定為最終決定及對買方具有約束力。

- (d) 政府毋須因買方履行其在本特別條款(a)及(b)款的義務或政府行使本特別條款(c)款的權利或其他原因所引起或附帶引起對買方或任何其他人士造成或令其蒙受的任何損失、損害、滋擾或干擾承擔責任，而且買方不得就任何該等損失、損害、滋擾或干擾向政府提出索償。」

2. 綠色區域及綠色加黑點區域的管有權

批地文件特別條款第(3)條規定：-

- 「(3) 僅為了進行批地文件特別條款第(2)條指定的必要工程，買家須在本協議之日期被授予綠色區域及綠色加黑點區域的管有權。綠色區域及綠色加黑點區域或其任何部分須於政府要求時交還給政府，而在任何情況下，綠色區域及綠色加黑點區域或其任何部分須於由署長發信表示此批地文件的條件已在其滿意下獲的遵守的日期當作已由買方交還給政府。買方須在管有綠色區域及綠色加黑點區域或其任何部分的所有合理時候，允許所有政府及公共車輛及行人免費前往及經過綠色區域及綠色加黑點區域或其任何部分，以在各方面達至署長滿意程度，及確保該通行不會被根據批地文件特別條款第(2)條或其他規定進行的工程受到干擾或阻礙。」

3. 綠色區域及綠色加黑點區域的使用限制

批地文件特別條款第(4)條規定：-

- 「(4) 未經署長事先書面同意，買方不得將綠色區域及綠色加黑點區域或其任何部分用作儲物或興建任何臨時構築物，或用作進行批地文件特別條款第(2)條指明的工程以外的任何其他用途。」

4. 通行綠色區域及綠色加黑點區域以進行檢查

批地文件特別條款第(5)條規定：-

- 「(5) (a) 買方須在管有綠色區域及綠色加黑點區域或其任何部分的所有合理時候：

- (i) 准許政府、署長、其人員、承辦商及代理及獲署長授權的任何其他人士有權出入、來回及通過該地段、綠色區域及綠色加黑點區域或其任何部分，以便視察、檢查及監督任何遵照批地文件特別條款第(2)(a)及(2)(b)條規定進行的工程，以及進行、視察、檢查和監督根據批地文件特別條款(2)(c)條規定進行的工程及任何其他署長認為在綠色區域及綠色加黑點區域必要的工程；

- (ii) 在政府或獲其授權的相關公用事業公司要求時，准許其有權出入、來回及通過該地段、綠色區域及綠色加黑點區域或其任何部分，以便在綠色區域、綠色加黑點區域或任何毗鄰的土地之內、之上或之下進行任何工程，包括但不限於鋪設及其後保養所有喉管、電線、管道、電纜槽及擬為該地段或任何毗鄰或相鄰土地或場所提供電話、電力、煤氣（如有）及其他服務設施所需的其他導電媒介及附帶設備。買方須就以上在綠色區域及綠色加黑點區域內進行的任何所述工程的所有相關事宜，與政府及獲其授權的相關公用事業公司充分合作；及

- (iii) 在水務監督的人員或獲其授權的其他人士要求時，准許他們有權出入、來回及通過該地段、綠色區域及綠色加黑點區域或其任何部分，以便進行任何有關綠色區域及綠色加黑點區域內任何其他水務設施的運作、保養、維修、更換及改動工程。

- (b) 政府、署長、其人員、承辦商、代理及任何根據本特別條款(a)款獲授權的人士或公用事業公司，毋須因政府、署長、其人員、承辦商、代理及任何根據本特別條款(a)款獲授權的人士或公用事業公司行使權利所引起或附帶引起而對買方或任何其他人士造成或令其蒙受的任何損失、損害、滋擾或干擾承擔責任。

5. 確認現有通道

批地文件特別條款第(6)條規定：

- 「(6) (a) 買方特此確認，於批地文件附錄的圖則上分別以綠色黑斜線間紅交叉線及棕色間紅交叉線顯示的區域（以下分別稱「綠色黑斜線間紅交叉線區域」及「棕色間紅交叉線區域」）內，及於批地文件附錄的圖則上分別以粉紅色間紅交叉線及粉紅色間紅交叉線加黑點顯示該地段的部分（以下分別稱「粉紅色間紅交叉線區域」及「粉紅色間紅交叉線加黑點區域」）有現有通道。

- (b) 買方須在按照批地文件特別條款第(7)(a)條規定完成批地文件附錄的圖則上以棕色顯示的區域（以下稱「棕色區域」）及棕色間紅交叉線區域的構建之前，自費並在各方面達至署長滿意程度下：

- (i) 維持、保養及維修於棕色間紅交叉線區域內現有通道的部分（以下統稱「現有通道1」），並准許所有政府及公共車輛及行人免費及不受阻礙地前往及經過現有通道1；及

- (ii) 維持、保養及維修於粉紅色間紅交叉線區域及粉紅色間紅交叉線加黑點區域內現有通道的部分（以下統稱「現有通道2」），並准許所有政府及公共車輛及行人免費及不受阻礙地前往及經過現有通道2。

- (c) (i) 買方應在批地文件批授的年期內所有時候自費並在各方面達至署長滿意程度，維持、保養及維修於綠色黑斜線間紅交叉線區域內現有通道的部分（以下稱「現有通道3」），並准許所有政府及公共車輛及行人免費及不受阻礙地前往及經過現有通道3。買方不得關閉、改動、轉移或拆卸現有通道3，並須在所有時候確保現有通道3不會受到干擾或阻礙。

- (ii) 即使本特別條款第(c)(i)款有任何規定，買方於上述第(c)(i)款就現有通道3的義務，須在政府給予買方有關通知時絕對終止，而買方不得就任何因上述終止而蒙受的任何損失、損害、滋擾或干擾或招致的任何開支向政府提出申索。然而，該等終止不得損害政府就上述第(c)(i)款的任何先前違反、不履行或不遵守的任何權利或補償。

- (d) 政府毋須因買方履行其在本特別條款(b)及(c)款的義務或其他原因所引起或附帶引起對買方或任何其他人士造成或令其蒙受的任何損失、損害、滋擾或干擾承擔責任，而且買方不得就任何該等損失、損害、滋擾或干擾向政府提出索償。」

6. 棕色區域及棕色間紅交叉線區域的構建

批地文件特別條款第(7)條規定：-

〔(7) (a) 買方須：

- (i) 於本協議之日期起24個月內（或署長批准的其他延長期間），自費按署長批准的方式、材料、標準、水平、定線及設計，並在各方面達至署長滿意程度，於棕色區域及棕色間紅交叉線區域鋪設、構建及建造一條新的通道，及提供署長獨有酌情要求的街道設施、輔助交通設施、街燈、污水渠、排水渠及其他構築物（以下統稱「新通道構築物」），讓車輛和行人往來棕色區域及棕色間紅交叉線區域；及
 - (ii) 自費維護、保養及維修棕色區域及棕色間紅交叉線區域，連同新通道構築物，使其保持修葺良好堅固和狀況良好，以在各方面達至署長滿意程度，直至按照本特別條款 (c) 款交還棕色區域及棕色間紅交叉線區域的管有權給政府為止。
- (b) 倘若買方未能履行其在本特別條款 (a) 款的義務，政府可進行必要的工程，費用一概由買方負責，買方須應要求向政府支付相等於該等費用的金額，該金額由署長決定，其決定為最終決定及對買方具有約束力。
- (c) 僅為了進行批地文件特別條款第(6)(b)(i)條及本特別條款第(a)款指定的必要工程，買家須在本協議之日期被授予棕色區域及棕色間紅交叉線區域的管有權。棕色區域及棕色間紅交叉線區域或其任何部分須於政府要求時交還給政府，而在任何情況下，棕色區域及棕色間紅交叉線區域或其任何部分須於署長發信表示批地文件的條件已在其滿意下獲得遵守的日期當作已由買方交還給政府。
- (d) 根據本特別條款 (a) 款規定完成棕色區域及棕色間紅交叉線區域的構建後，買方須在管有棕色區域及棕色間紅交叉線區域或其任何部分的所有時候，允許所有政府及公共車輛及行人免費前往及經過棕色區域及棕色間紅交叉線區域，以在各方面達至署長滿意程度。為免生疑問，買方應確保現有通道1和現有通道3不會被根據批地文件特別條款第(6)(b)(i)條及本特別條款 (a) 款或其他規定進行的工程受到干擾或阻礙，及買方不得關閉、改動、轉移或拆卸現有通道2，直至署長給予書面確認表示買方已履行其於批地文件特別條款第(7)(a)(i)條下的義務並在各方面達至署長滿意程度。
- (e) 未經署長事先書面同意，買方不得將棕色區域及棕色間紅交叉線區域或其任何部分用作儲物或興建任何臨時構築物，或用作進行批地文件特別條款第(6)(b)(i)條及本特別條款(a)款指明的工程以外的任何其他用途。
- (f) 買方特此確認及同意，政府須有充分的權利和權力，在給予買方不少於十四天書面通知（緊急情況下除外，署長所作決定為最終決定及對買方具有約束力），並由署長絕對酌情決定認為合適地鋪設、安裝、重鋪、轉移、拆除、重置、更換、視察、操作、維修、保養及更新任何現時或今後可能在棕色區域及棕色間紅交叉線區域之上、上面、之下或毗連的政府或其他排水渠、暗渠、水路、水道、污水渠、明渠、總水管、喉管、電纜、電線、公用事業設施或任何其他工程或裝置（以下統稱「棕色區域及棕色間紅交叉線區域服務設施」），及修復任何和所有因此造成的損害。未經署長事先書面批准，買方不得干擾或允許任何人士干擾棕色區域及棕色間紅交叉線區域服務設施。
- (g) 買方須在管有棕色區域及棕色間紅交叉線區域或其任何部分的所有時候，准許政府、署長、其人員、承辦商、代理及其他獲授權人士，有權攜帶工具、設備、機器或駕車與否，出入、來回及通過該地段、棕色區域及棕色間紅交叉線區域或其任何部分，以便視察、檢查及監督遵照批地文件特別條款第(6)(b)(i)條及本特別條款(a)款規定進行的任何工程，以及進行、視察、檢查及監督本特別條款(b)及(f)款規定的工程及任何其他署長認為在棕色區域及棕色間紅交叉線區域必要的工程。
- (h) 除修復任何和所有因行使本特別條款(f)及(g)款的權利及權力而造成損害的情況外，政府、署長、其或彼等的人員、承辦商、代理及其他獲授權人士毋須因買方履行本特別條款(a)及(d)款的義務或政府、署長、其或彼等的人員、承辦商、代理及其他獲授權人士行使本特別條款(b)、(f)及(g)款的權利或其他原因而引起或附帶引起對買方造成或令其蒙受的任何損失、損害、滋擾或騷擾承擔責任而且，買方不可就任何該等損失、損害、滋擾或騷擾向政府、署長、其或彼等的人員、承辦商、代理及其他獲授權人士索償。

- (i) 倘因買家、其傭僕、工人及承辦商就棕色區域及棕色間紅交叉線區域的構建、建造、維修及保養或綠色黑斜線間紅交叉線區域的維修和保養作出或遺漏作出任何事項，以致令政府招致或蒙受任何性質的責任、訴訟、法律程序、費用、索償、開支、損失、損害賠償、收費及索求，買家特此向政府作出彌償並確保其免責。」

7. 非建築用地

批地文件特別條款第 (11) 條規定：-

〔(11) 除經署長事先書面同意外，不得在批地文件附錄的圖則上分別以粉紅色加黑斜線及粉紅色加黑點顯示的該地段的部分（以下分別稱「粉紅色加黑斜線區域」及「粉紅色加黑點區域」）及粉紅色間紅交叉線加黑點區域的地面層上興建、建造或放置任何行車道、建築物、構築物或任何建築物或構築物的支撐物，但以下所述者除外：

- (a) 於粉紅色加黑斜線區域、粉紅色加黑點區域及粉紅色間紅交叉線加黑點區域的圍牆或圍欄或兩者；
- (b) 於粉紅色加黑點區域及粉紅色間紅交叉線加黑點區域的一或多條行車道；及
- (c) 根據批地文件特別條款第(7)(a)條，完成棕色區域及棕色間紅交叉線區域的構建前，於粉紅色間紅交叉線加黑點區域的現有通道2的部分。

就本特別條款而言，署長就何謂地面層及何謂行車道所作出的決定為最終決定及對買方具有約束力。」

8. 服務的損害

批地文件特別條款第(41)條規定：-

〔(41) 買方須於所有時候，特別是在進行建築、保養、翻新或維修工程（「工程」）時，採取或促使他人採取一切適當及充分的小心、技巧及預防措施，避免對該地段或綠色區域或綠色加黑點區域或綠色黑斜線區域或綠色黑斜線間紅交叉線區域或棕色區域或棕色間紅交叉線區域或上述任何組合或其任何部分之上、上面、之下或毗鄰的任何政府或其他現有的排水渠、水路或水道、總水管、道路、行人路、街道設施、污水渠、明渠、喉管、電纜、電線、公用事業設施或任何其他工程或裝置（「服務設施」）造成任何損壞。買方在進行任何工程之前須進行或促使他人進行適當的勘測及必要的了解，確定服務設施的現況及程度，並向署長提交處理任何可能被工程影響的服務設施各方面的建議書，供其審批且必須在取得署長對工程及上述建議書作出的書面批准後，才能進行該等工程。買方須自費履行署長在審批時對服務設施作出的任何要求，包括承擔進行任何必要的改道、重鋪或恢復原狀的費用。買方須自費維修、修復及復原任何因工程對該地段或綠色區域或綠色加黑點區域或綠色黑斜線區域或綠色黑斜線間紅交叉線區域或棕色區域或棕色間紅交叉線區域或上述任何組合或其任何部分或任何服務設施以任何方式引起的任何損壞、干擾或阻礙（除非署長另作選擇，明渠、污水渠、暴雨水渠或總水管須由署長進行修復，而買方須應要求向政府支付該等工程的費用），以達至署長在各方面滿意程度。如果買方未能對該地段或綠色區域或綠色加黑點區域或綠色黑斜線區域或綠色黑斜線間紅交叉線區域或棕色區域或棕色間紅交叉線區域或上述任何組合或其任何部分或任何服務設施進行該等必要的改道、重鋪、維修、修復或恢復原狀工程，以達至署長滿意程度，署長可進行其認為必要的或任何該等改道、重鋪、維修、修復或恢復原狀工程，而買方須應要求向政府支付該等工程的費用。

9. 現有總水管

批地文件特別條款第(47)條第(a)、(b)、(c)款規定：-

〔(47) (a) 買方特此確認，於本協議之日期該地段內、綠色區域、綠色加黑點區域及它們毗連的土地現時有總食水管及總鹹水管，該等水管在批地文件附錄的圖則上分別以橙色及紅色線顯示（以下統稱「現有總水管」）。政府毋須因現有總水管的存在而對買方造成或令其蒙受的任何損失、損害、滋擾或騷擾接受責任或法律責任。

- (b) 買方須在本協議之日期起六個月內（或署長批准的其他延長期間），自費改道現有總水管至經署長批准該地段以外的位置，以在各方面達至署長滿意程度。為此，進行改道工程之前，買方須自費向署長提交一份改道現有水管的建議書以取得其書面批准，

以在各方面達至署長滿意程度，除非建議書已獲署長書面批准，否則買方不得進行任何工程。買方須遵守及自費滿足由署長給予上述批准所施加的任何要求，包括供應、建造、保養、維修、拆卸及拆除現有供水設施或服務毗連的政府土地可供選擇的供水設施的費用。除了進行經批准的改道工程的目的外，買方不得干擾現有總水管。

- (c) 水務監督、其人員及承辦商、彼等的工人及獲彼等授權的任何人士，有權攜帶工具、設備、機器或駕車與否，自由出入、來回及通過買方管有的該地段、綠色區域及綠色加黑點區域或其任何部分，以便在按照本特別條款(b)款進行改道工程完成之前，視察、運作、保養、維修及更新現有總水管。」

G. 指明住宅物業的每一公契中關於該等設施、休憩用地及土地中的該等部分的條文

附註：除另有定義外，以下的詞語具有該發展項目的公共契約及管理協議（「公契」）中賦予的含意。

1. 公契敘文(F)規定：-

「業主的權利及利益

本公契各方同意訂立本公契，藉以 (i) 制定有關該地段、該發展項目、其公用地方及設施（定義見下文）、綠色區域（定義見下文）、綠色加黑點區域（定義見下文）、綠色黑斜線區域（定義見下文）、綠色黑斜線間紅交叉線區域（定義見下文）、棕色區域（定義見下文）及棕色間紅交叉線區域（定義見下文）的管理、改善、保養、維修、翻新、保險及服務事宜作出規定；和 (ii) 釐定及規管業主（定義見下文）的權利、利益和義務，以及就業主須承擔的管理、改善、保養、維修、翻新、保險及服務支出的攤分事宜作出規定。」

2. 公契第1部分第 1.1 條規定：-

「1.1 定義

在本公契中，除文意允許或另有規定外，以下詞語具有以下含義：-

...

「棕色區域」

是指批地文件特別條款第(6)(b)條所指並且在批地文件附錄編號為TM3479-SP圖則以棕色顯示的棕色區域；

「棕色間紅交叉線區域」

是指批地文件特別條款第(6)(a)條所指並且在批地文件附錄編號為TM3479-SP圖則以棕色間紅交叉線顯示的棕色間紅交叉線區域；

...

「綠色區域」

是指批地文件特別條款第(2)(a)(i)(I)條所指並且在批地文件附錄編號為TM3479-SP圖則以綠色顯示的綠色區域；

「該等綠色區域構築物」

是指批地文件特別條款第(2)(a)(i)(II)條所指的橋樑、隧道、上跨路、下通道、暗渠、高架道路、天橋、行人路、道路或在綠色區域興建的其他構築物；

...

「綠色加黑點區域」

是指批地文件特別條款第(2)(b)(i)(I)條所指並且在批地文件附錄編號為TM3479-SP圖則以綠色加黑點顯示的綠色加黑點區域；

「該等綠色加黑點區域構築物」

是指批地文件特別條款第(2)(b)(i)(II)條所指的橋樑、隧道、上跨路、下通道、暗渠、高架道

路、天橋、行人路、道路或在綠色加黑點區域興建的其他構築物；

...

「新通道構築物」

是指批地文件特別條款第(7)(a)(i)條所指於棕色區域及棕色間紅交叉線區域提供的街道設施、輔助交通設施、街燈、污水渠、排水渠及其他構築物；

...

3. 公契第4部分第4.5條規定：-

「管理人負責該地段、該發展項目、棕色區域（直至交還其管有權給政府）、棕色間紅交叉線區域（直至交還其管有權給政府）、新通道構築物、綠色區域（直至交還其管有權給政府）、該等綠色區域構築物、綠色加黑點區域（直至交還其管有權給政府）、該等綠色加黑點區域構築物、綠色黑斜線區域、綠色黑斜線間紅交叉線區域及綠色黑斜線間紅交叉線區域內現有通道的部分的管理，每位業主特此不可撤銷地委任管理人作為全體業主的代理人，按本公契的規定正式獲授權處理涉及該地段、該發展項目的整體及公用地方及設施的任何事宜，以及對其他業主強制執行本公契的條文。為免生疑問，管理人的權力及權限受BMO規限。除了本公契明文規定的其他權力外，管理人有充分權限作出與該地段及該發展項目及其管理有關和必需或適宜的一切行為及事情。在任何方面不限制上述一般適用範圍下，特別是以下的權力及職責：-

...

(uuu) 根據本公契及批地文件的條款保養綠色區域、該等綠色區域構築物、綠色加黑點區域和該等綠色加黑點區域構築物，以及在該等區域建造、安裝及提供的所有構築物、路面、集水溝、污水渠、排水渠、消防龍頭、服務設施、街燈、交通標誌、街道設施、路面標記及機械，直至交還給政府為止；

...

(www) 根據本公契及批地文件的條款維護、保養及維修棕色區域、棕色間紅交叉線區域及新通道構築物，使其保持修葺良好堅固和狀況良好，直至交還給政府為止；

...

(xxx) 按管理人絕對酌情認為適當的條款和條件，授予政府、相關公用事業公司、水務監督的人員、其人員、承辦商、代理、彼等的工人及獲彼等授權的其他人士在攜帶工具、設備、機器或駕車與否的情況下，出入、來回及通過該地段、該發展項目、綠色區域、綠色加黑點區域、棕色區域及棕色間紅交叉線區域的權利和類似性質的權利，以便進行遵照本公契和批地文件的條款進行的任何工程；

...

(aaaa) 辦理和進行為符合批地文件的條款下其他有關綠色區域、綠色加黑點區域、棕色區域、棕色間紅交叉線區域、綠色黑斜線區域和綠色黑斜線間紅交叉線區域的規定而必需或合理的所有其他事情及工程，但如果管理人盡一切合理努力仍未能向全體業主收集所須工程的費用，管理人對進行任何該等保養、維修、管理和任何其他工程毋須承擔個人責任，該等責任仍須由業主承擔；

(bbbb) 在諮詢業主委員會或業主於業主大會上通過決議後，辦理管理人認為必需或恰當的一切事宜，藉以允許所有政府及公共車輛及行人免費前往及經過棕色區域及棕色間紅交叉線區域或其任何部分，以在各方面符合批地文件特別條款第(7)(d)條的規定；

(cccc) 除非獲批地文件的條款批准，否則禁止任何人士干擾現時或今後可能在棕色區域及棕色間紅交叉線區域之上、上面、之下或毗連的任何政府或其他排水渠、暗渠、水路、水道、污水渠、明渠、總水管、喉管、電纜、電線、公用事業設施或任何其他工程或裝置；

...

4. 公契第4部分第4.11條規定：-

「對於管理人、其傭僕、代理或承辦商依據或宣稱依據本公契條文作出或不作出的任何行為、行動、事情或事項，只要上述行為或不作為不涉及刑事責任或不誠實或疏忽或蓄意，管理人毋須對

業主或任何人士（不論該等人士是否有權透過、憑藉任何業主或以信託方式代任何業主提出訴求）負責。在任何方面不限制上述一般適用範圍下，管理人、其傭工、代理人或承建商對於下述以任何方式引起的任何損害、損失和傷害一概毋須負責：-

- (a) 任何公用地方及設施的任何缺陷、故障或損壞；或
- (b) 該地段及該發展項目的水、電、空調或其他公用事業供應或服務設施的任何故障、失靈或故障；或
- (c) 該地段及該發展項目之內或之外的任何地方發生火警或泛濫或溢水或漏水；或
- (d) 白蟻、蟑螂、老鼠或其他害蟲或有害鳥獸的活動；或
- (e) 該地段、該發展項目、棕色區域、棕色間紅交叉線區域、綠色區域、綠色加黑點區域、綠色黑斜線區域及綠色黑斜線間紅交叉線區域內發生偷竊、盜竊或搶劫；或
- (f) 任何天災、不可抗力或超越管理人控制範圍的情況；

除非能夠顯示該等損害、損失或傷害是由於管理人、其傭僕、代理或承辦商涉及刑事責任或不誠實或疏忽或蓄意的作為或不作為造成的，但按本公契應付的任何管理開支或其他收費或其任何部分不得因此減少或免付。」

5. 公契第5部分第5.3條規定：-

「除本公契的條文另有規定外，年度管理預算的管理開支須包括管理人為了全體業主的利益和為了妥善及有效地管理該地段及該發展項目（包括但不限於公用地方及設施）、棕色區域（直至交還其管有權給政府）、棕色間紅交叉線區域（直至交還其管有權給政府）、新通道構築物、綠色區域（直至交還其管有權給政府）、該等綠色區域構築物、綠色加黑點區域（直至交還其管有權給政府）、該等綠色加黑點區域構築物、綠色黑斜線區域、綠色黑斜線間紅交叉線區域及綠色黑斜線間紅交叉線區域內現有通道的部分而必需和合理地支出的一切開支，在不限制上述一般適用的範圍下，包括下列費用、收費及開支：-

...

(s) 下列費用、收費及開支：-

- (i) 根據本公契及批地文件的條款保養綠色區域、該等綠色區域構築物、綠色加黑點區域和該等綠色加黑點區域構築物，以及在該等區域建造、安裝及提供的所有構築物、路面、集水溝、污水渠、排水渠、消防龍頭、服務設施、街燈、交通標誌、街道設施、路面標記及機械，直至交還給政府為止；
- (ii) 根據本公契及批地文件的條款維持、保養及維修於綠色黑斜線間紅交叉線區域內現有通道的部分；
- (iii) 聘請合資格人士在綠色黑斜線區域及綠色黑斜線間紅交叉線區域進行並完成岩土工程勘察以及斜坡整理工程、山泥傾瀉防止、緩解和補救工程，以及遵照批地文件的條款及/或相關政府部門不時發出的一切指引對綠色黑斜線區域及綠色黑斜線間紅交叉線區域進行保養、恢復原狀及修復，包括於其內及其上的所有土地、斜坡整理工程、擋土構築物、排水及任何其他工程，使其保持修葺良好堅固和狀況良好；
- (iv) 根據本公契及批地文件的條款維護、維修及保養棕色區域、棕色間紅交叉線區域及新通道構築物，使其保持修葺良好堅固和狀況良好，直至交還給政府為止，

以在符合批地文件的條款下達至地政總署署長滿意程度，以及為符合批地文件的條款下其他有關綠色區域、綠色加黑點區域、綠色黑斜線區域、綠色黑斜線間紅交叉線區域、棕色區域及棕色間紅交叉線區域的規定而產生的一切費用及開支；

...」

6. 公契第10部分第10.14條規定：-

「即使本公契有任何規定和直至按照批地文件特別條款第(3)條交還綠色區域的管有權給政府：-

- (a) 業主須自費保養綠色區域、該等綠色區域構築物，以及在該等區域建造、安裝及提供的所有構築物、路面、集水溝、污水渠、排水渠、消防龍頭、服務設施、街燈、交通標誌、街道設施、路面標記及機械，以在各方面達至地政總署署長滿意程度，並採取其他行動和進行其他工程以符合批地文件的條款下其他有關綠色區域的規定；

- (b) 為了管理之目的，綠色區域、該等綠色區域構築物，以及在該等區域建造、安裝及提供的所有構築物、路面、集水溝、污水渠、排水渠、消防龍頭、服務設施、街燈、交通標誌、街道設施、路面標記及機械須視為被納入本公契的「發展項目公用地方及設施」定義內，而且為了管理之目的，本公契的解讀、解釋和詮釋須視綠色區域、該等綠色區域構築物，以及在該等區域建造、安裝及提供的所有構築物、路面、集水溝、污水渠、排水渠、消防龍頭、服務設施、街燈、交通標誌、街道設施、路面標記及機械為發展項目公用地方及設施的一部分，且業主須負責保養和維修綠色區域、該等綠色區域構築物，以及在該等區域建造、安裝及提供的所有構築物、路面、集水溝、污水渠、排水渠、消防龍頭、服務設施、街燈、交通標誌、街道設施、路面標記及機械的費用及開支，猶如它們是發展項目公用地方及設施的一部分；

- (c) 業主須在管有綠色區域或其任何部分的所有時候，准許政府、地政總署署長、其人員、承辦商、代理及任何其他獲地政總署署長授權人士、獲政府授權的相關公用事業公司、水務監督的人員以及獲彼等授權的其他人士，有權攜帶工具、設備、機器或駕車與否，出入、來回及通過該地段及綠色區域和享有類似性質的權利，以便進行、視察、檢查及監督遵照本公契和批地文件的條款進行的任何工程；

- (d) 未經地政總署署長事先書面同意，業主不得將綠色區域或其任何部分用作儲物或興建任何臨時構築物，或用作進行批地文件特別條款第(2)條指明的工程以外的任何其他用途；

- (e) 業主須允許所有政府及公共車輛及行人免費前往及經過綠色區域或其任何部分，以在各方面達至地政總署署長滿意程度，並須確保該項通行權不會受到批地文件特別條款第(2)條或其他規定指明的工程干擾或阻礙。」

7. 公契第10部分第10.15條規定：-

「即使本公契有任何規定和直至按照批地文件特別條款第(3)條交還綠色加黑點區域的管有權給政府：-

- (a) 業主須自費保養綠色加黑點區域、該等綠色加黑點區域構築物，以及在該等區域建造、安裝及提供的所有構築物、路面、集水溝、污水渠、排水渠、消防龍頭、服務設施、街燈、交通標誌、街道設施、路面標記及機械，以在各方面達至地政總署署長滿意程度，並採取其他行動和進行其他工程以符合批地文件的條款下其他有關綠色加黑點區域的規定；

- (b) 為了管理之目的，綠色加黑點區域、該等綠色加黑點區域構築物，以及在該等區域建造、安裝及提供的所有構築物、路面、集水溝、污水渠、排水渠、消防龍頭、服務設施、街燈、交通標誌、街道設施、路面標記及機械須視為被納入本公契的「發展項目公用地方及設施」定義內，而且為了管理之目的，本公契的解讀、解釋和詮釋須視綠色加黑點區域、該等綠色加黑點區域構築物，以及在該等區域建造、安裝及提供的所有構築物、路面、集水溝、污水渠、排水渠、消防龍頭、服務設施、街燈、交通標誌、街道設施、路面標記及機械為發展項目公用地方及設施的一部分，且業主須負責保養和維修綠色加黑點區域、該等綠色加黑點區域構築物，以及在該等區域建造、安裝及提供的所有構築物、路面、集水溝、污水渠、排水渠、消防龍頭、服務設施、街燈、交通標誌、街道設施、路面標記及機械的費用及開支，猶如它們是發展項目公用地方及設施的一部分；

- (c) 業主須在管有綠色加黑點區域或其任何部分的所有時候，准許政府、地政總署署長、其人員、承辦商、代理及任何其他獲地政總署署長授權人士、獲政府授權的相關公用事業公司、水務監督的人員以及獲彼等授權的其他人士，有權攜帶工具、設備、機器或駕車與否，出入、來回及通過該地段及綠色加黑點區域和享有類似性質的權利，以便進行、視察、檢查及監督遵照本公契和批地文件的條款進行的任何工程；

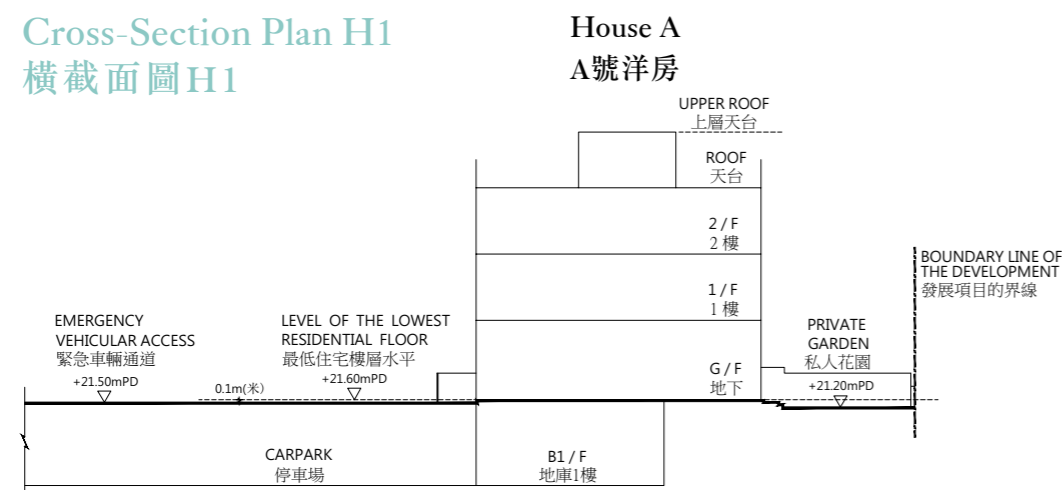
- (d) 未經地政總署署長事先書面同意，業主不得將綠色加黑點區域或其任何部分用作儲物或興建任何臨時構築物，或用作進行批地文件特別條款第(2)條指明的工程以外的任何其他用途；

- (e) 業主須允許所有政府及公共車輛及行人免費前往及經過綠色加黑點區域或其任何部分，以在各方面達至地政總署署長滿意程度，並須確保該項通行權不會受到批地文件特別條款第(2)條或其他規定指明的工程干擾或阻礙。」
8. 公契第10部分第10.16條規定：-
- 「即使本公契有任何規定和直至按照批地文件特別條款第(7)(c)條交還棕色區域及棕色間紅交叉線區域的管有權給政府：-
- (a) 業主須自費維護、保養及維修棕色區域、棕色間紅交叉線區域及新通道構築物，使其保持修葺良好堅固和狀況良好，以在各方面達至地政總署署長滿意程度，並採取其他行動和進行其他工程以符合批地文件的條款下其他有關棕色區域及棕色間紅交叉線區域的規定；
- (b) 為了管理之目的，棕色區域、棕色間紅交叉線區域及新通道構築物須視為被納入本公契的「發展項目公用地方及設施」定義內，而且為了管理之目的，本公契的解讀、解釋和詮釋須視棕色區域、棕色間紅交叉線區域及新通道構築物為發展項目公用地方及設施的一部分，且業主須負責管理和維修棕色區域、棕色間紅交叉線區域及新通道構築物的費用及開支，猶如它們是發展項目公用地方及設施的一部分；
- (c) 業主須在管有棕色區域及棕色間紅交叉線區域或其任何部分的所有時候：-
- (i) 允許所有政府及公共車輛及行人免費前往及經過棕色區域及棕色間紅交叉線區域或其任何部分，以在各方面達至地政總署署長滿意程度；及
- (ii) 准許政府、地政總署署長、其人員、承辦商、代理及其他獲授權人士，有權攜帶工具、設備、機器或駕車與否，出入、來回及通過該地段、棕色區域及棕色間紅交叉線區域或其任何部分，以便進行、視察、檢查及監督遵照批地文件的條款進行的任何工程，以及任何其他地政總署署長認為在棕色區域及棕色間紅交叉線區域必要的工程。
- (d) 業主須在所有時候確保棕色間紅交叉線區域現有通道的部分不會受到干擾或阻礙；
- (e) 未經地政總署署長事先書面同意，業主不得將棕色區域及棕色間紅交叉線區域或其任何部分用作儲物或興建任何臨時構築物，或用作進行批地文件的條款指明的工程以外的任何其他用途；及
- (f) 未經地政總署署長事先書面批准，業主不得干擾或允許任何人士干擾棕色區域及棕色間紅交叉線區域。」

- (a) The purchaser is hereby recommended to instruct a separate firm of solicitors (other than that acting for the owner) to act for the purchaser in relation to the transaction.
 - (b) If the purchaser instructs such separate firm of solicitors to act for the purchaser in relation to the transaction, that firm will be able to give independent advice to the purchaser.
 - (c) If the purchaser instructs the firm of solicitors acting for the owner to act for the purchaser as well, and a conflict of interest arises between the owner and the purchaser:
 - (i) that firm may not be able to protect the purchaser's interests; and
 - (ii) the purchaser may have to instruct a separate firm of solicitors.
 - (d) In the case of paragraph (c)(ii) above, the total solicitors' fees payable by the purchaser may be higher than the fees that would have been payable if the purchaser had instructed a separate firm of solicitors in the first place.
- (a) 謹此建議買方聘用一間獨立的律師事務所（代表擁有人行事者除外），以在交易中代表買方行事。
 - (b) 如買方聘用上述的獨立的律師事務所，以在交易中代表買方行事，該律師事務所將會能夠向買方提供獨立意見。
 - (c) 如買方聘用代表擁有人行事的律師事務所同時代表買方行事，而擁有人與買方之間出現利益衝突：
 - (i) 該律師事務所可能不能夠保障買方的利益；及
 - (ii) 買方可能要聘用一間獨立的律師事務所。
 - (d) 如屬上述(c)(ii)段的情況，買方須支付的律師費用總數，可能高於如買方自一開始即聘用一間獨立的律師事務所便須支付的費用。

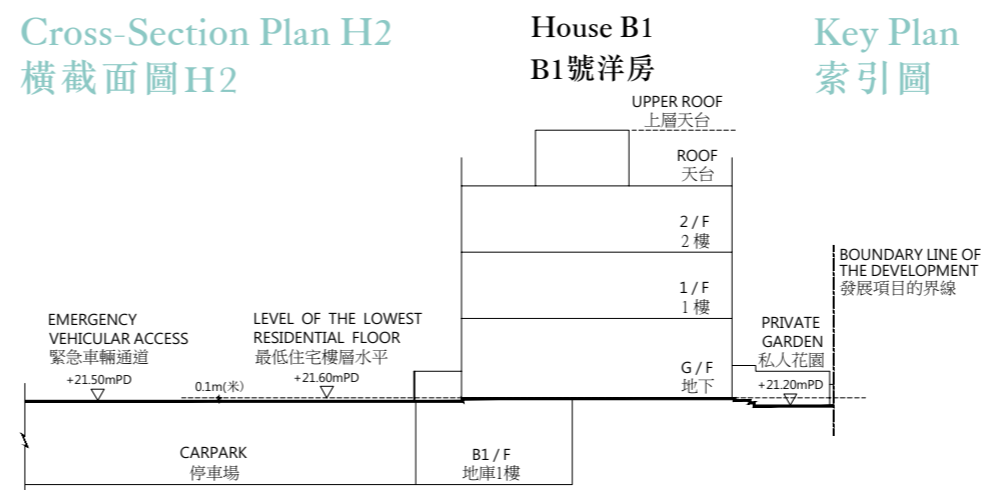


Cross-Section Plan H1
橫截面圖H1



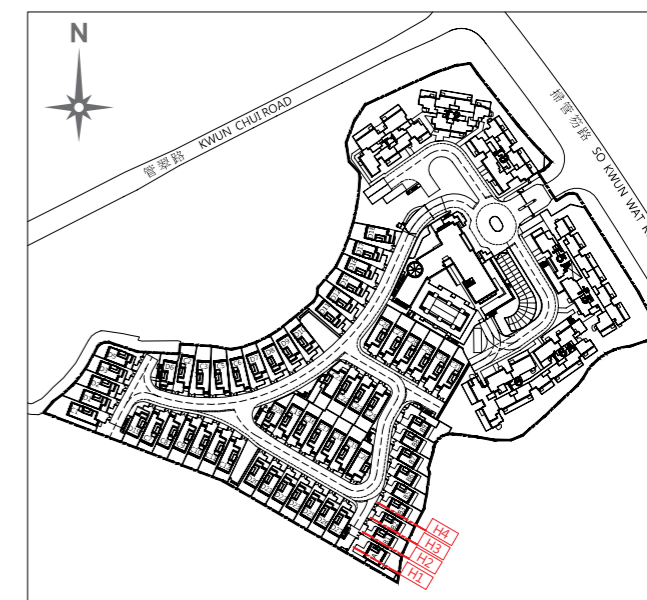
- The part of the Emergency Vehicular Access adjacent to House A is 21.50 metres above the Hong Kong Principal Datum.
毗連A號洋房的一段緊急車輛通道為香港主水平基準以上21.50米。
- Dotted line denotes the lowest residential floor.
虛線為最低住宅樓層水平。

Cross-Section Plan H2
橫截面圖H2



- The part of the Emergency Vehicular Access adjacent to House B1 is 21.50 metres above the Hong Kong Principal Datum.
毗連B1號洋房的一段緊急車輛通道為香港主水平基準以上21.50米。
- Dotted line denotes the lowest residential floor.
虛線為最低住宅樓層水平。

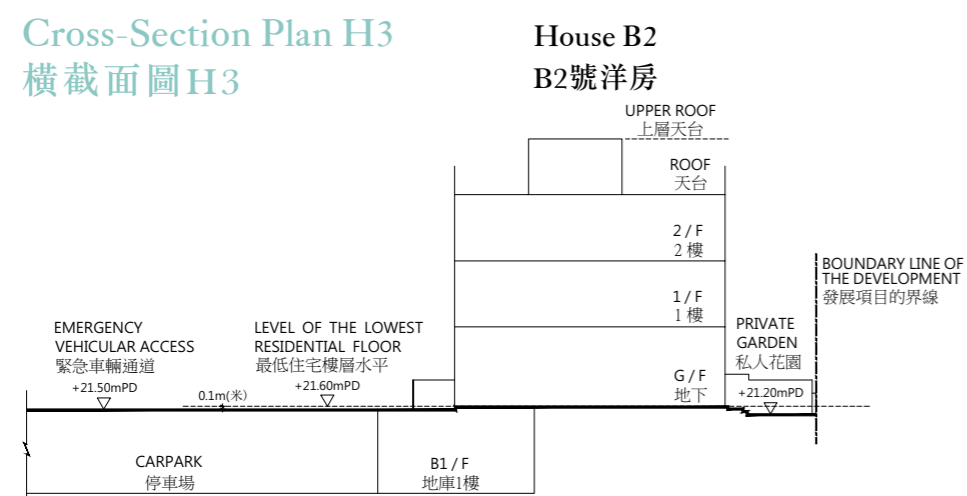
Key Plan
索引圖



Legend 圖例：

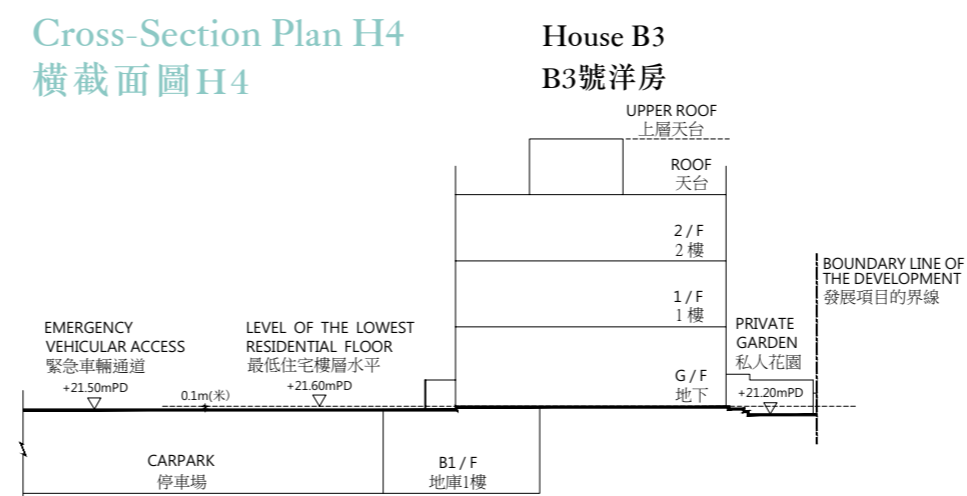
- ▽ Height in metres above Hong Kong Principal Datum (HKPD).
香港主水平基準以上高度(米)。

Cross-Section Plan H3
橫截面圖H3



- The part of the Emergency Vehicular Access adjacent to House B2 is 21.50 metres above the Hong Kong Principal Datum.
毗連B2號洋房的一段緊急車輛通道為香港主水平基準以上21.50米。
- Dotted line denotes the lowest residential floor.
虛線為最低住宅樓層水平。

Cross-Section Plan H4
橫截面圖H4

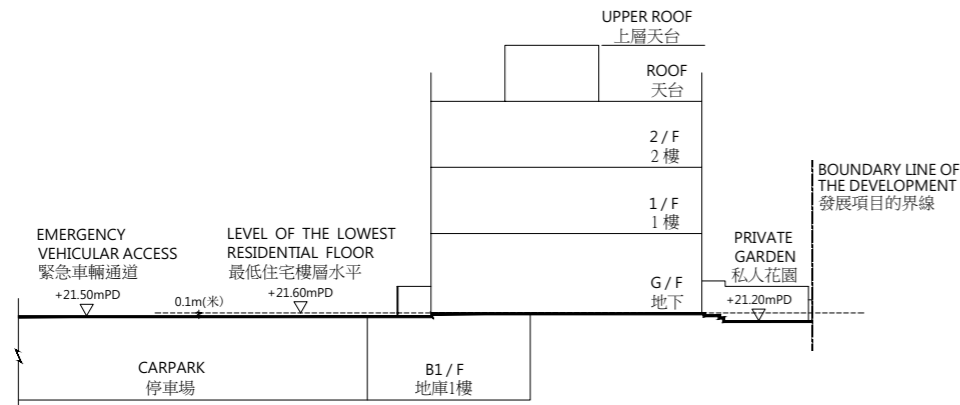


- The part of the Emergency Vehicular Access adjacent to House B3 is 21.50 metres above the Hong Kong Principal Datum.
毗連B3號洋房的一段緊急車輛通道為香港主水平基準以上21.50米。
- Dotted line denotes the lowest residential floor.
虛線為最低住宅樓層水平。

* The levels are based on the survey as carried out by the chartered land surveyor, Patrick Yuen Land Surveyor Co.Ltd. on 31 May 2016.
水平基準根據特許土地測量師，阮步臻土地測量師行有限公司於2016年5月31日進行的測量。

Cross-Section Plan H5
橫截面圖H5

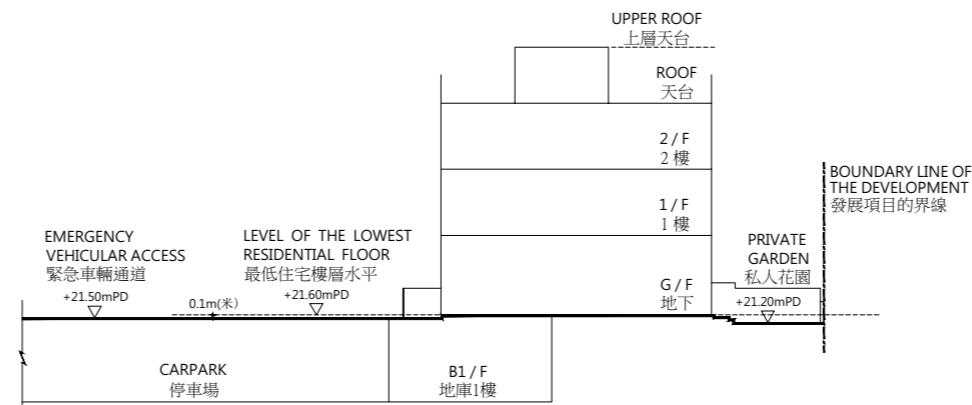
House B5
B5號洋房



- The part of the Emergency Vehicular Access adjacent to House B5 is 21.50 metres above the Hong Kong Principal Datum.
毗連B5號洋房的一段緊急車輛通道為香港主水平基準以上21.50米。
- Dotted line denotes the lowest residential floor.
虛線為最低住宅樓層水平。

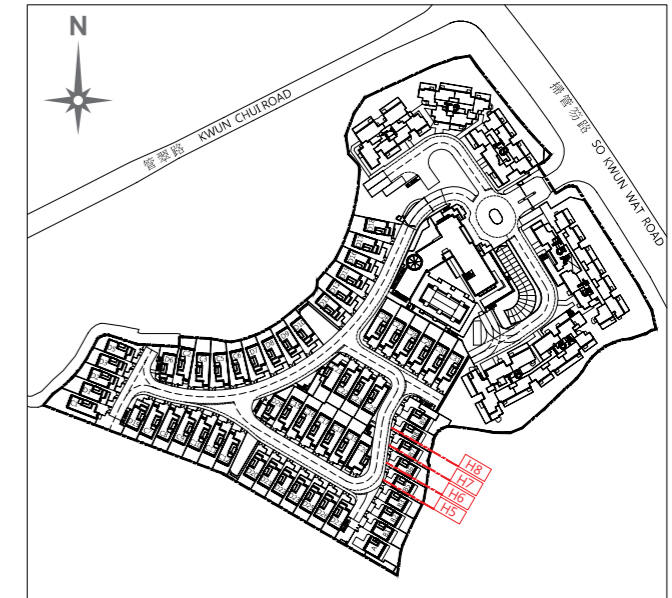
Cross-Section Plan H6
橫截面圖H6

House B6
B6號洋房



- The part of the Emergency Vehicular Access adjacent to House B6 is 21.50 metres above the Hong Kong Principal Datum.
毗連B6號洋房的一段緊急車輛通道為香港主水平基準以上21.50米。
- Dotted line denotes the lowest residential floor.
虛線為最低住宅樓層水平。

Key Plan
索引圖

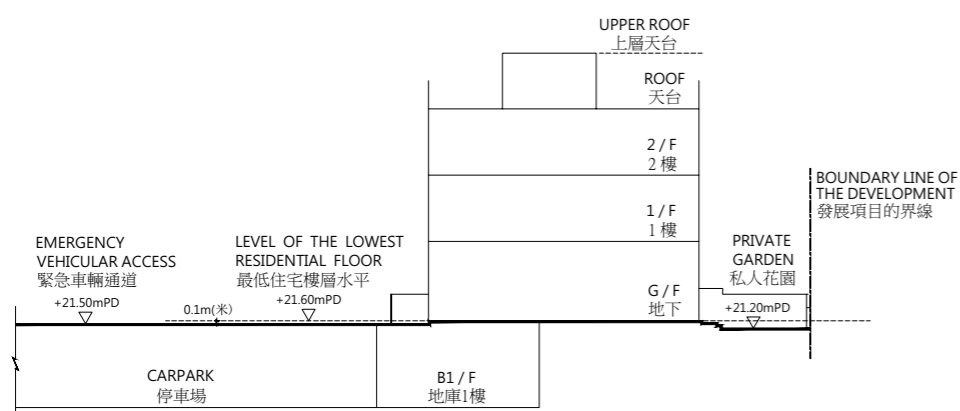


Legend 圖例 :

- ▽ Height in metres above Hong Kong Principal Datum (HKPD).
香港主水平基準以上高度(米)。

Cross-Section Plan H7
橫截面圖H7

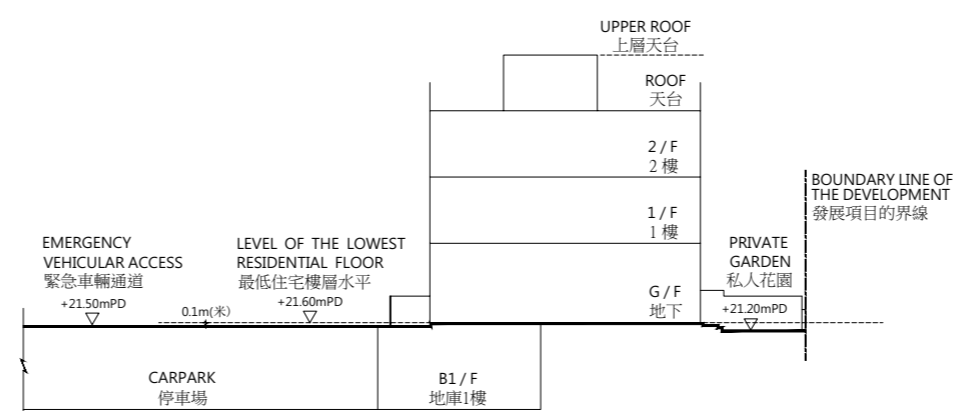
House B7
B7號洋房



- The part of the Emergency Vehicular Access adjacent to House B7 is 21.50 metres above the Hong Kong Principal Datum.
毗連B7號洋房的一段緊急車輛通道為香港主水平基準以上21.50米。
- Dotted line denotes the lowest residential floor.
虛線為最低住宅樓層水平。

Cross-Section Plan H8
橫截面圖H8

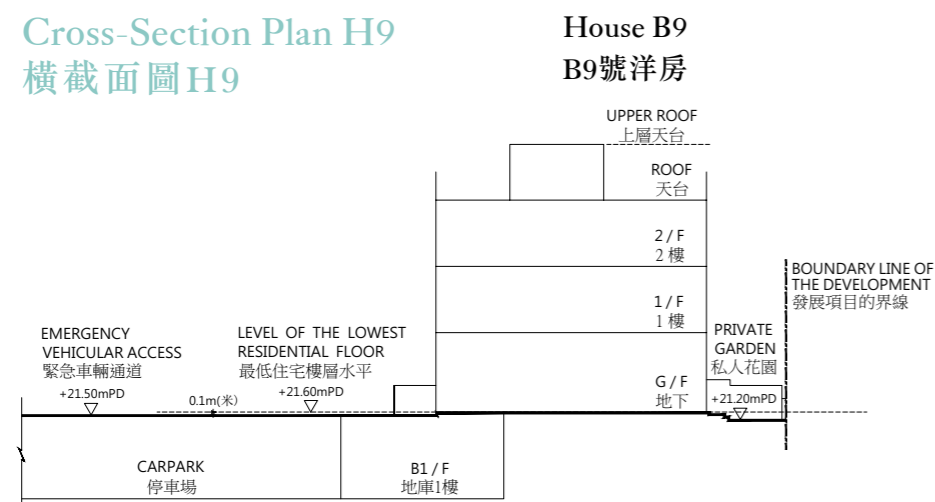
House B8
B8號洋房



- The part of the Emergency Vehicular Access adjacent to House B8 is 21.50 metres above the Hong Kong Principal Datum.
毗連B8號洋房的一段緊急車輛通道為香港主水平基準以上21.50米。
- Dotted line denotes the lowest residential floor.
虛線為最低住宅樓層水平。

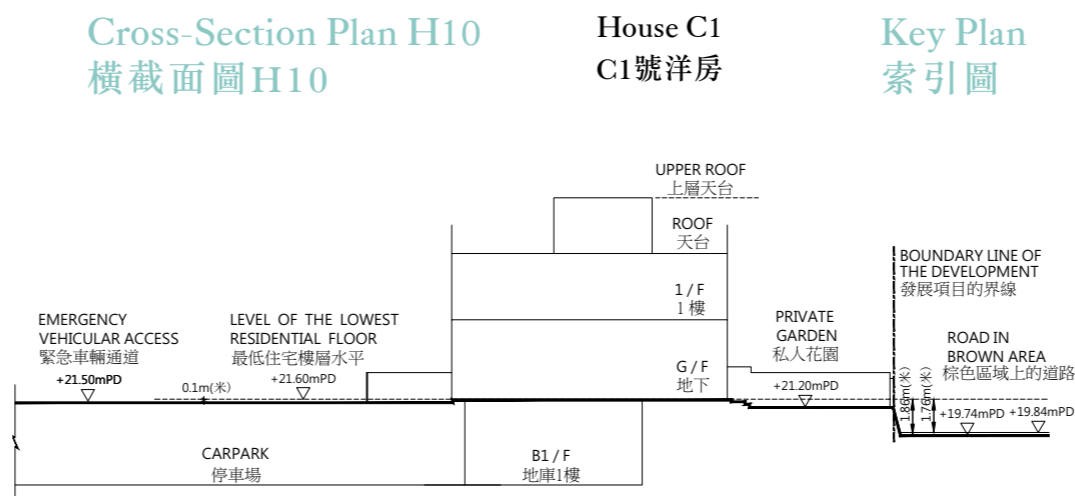
* The levels are based on the survey as carried out by the chartered land surveyor, Patrick Yuen Land Surveyor Co.Ltd. on 31 May 2016.
水平基準根據特許土地測量師，阮步臻土地測量師行有限公司於2016年5月31日進行的測量。

Cross-Section Plan H9
橫截面圖H9



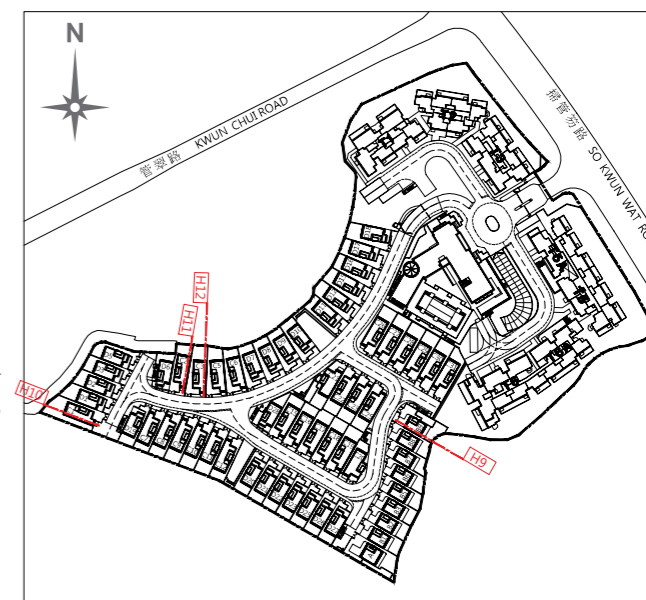
- The part of the Emergency Vehicular Access adjacent to House B9 is 21.50 metres above the Hong Kong Principal Datum.
毗連B9號洋房的一段緊急車輛通道為香港主水平基準以上21.50米。
- Dotted line denotes the lowest residential floor.
虛線為最低住宅樓層水平。

Cross-Section Plan H10
橫截面圖H10



- The part of the Emergency Vehicular Access adjacent to House C1 is 21.50 metres above the Hong Kong Principal Datum.
毗連C1號洋房的一段緊急車輛通道為香港主水平基準以上21.50米。
- The part of the road in Brown Area (as defined in the Land Grant) adjacent to House C1 is 19.74 to 19.84 metres above the Hong Kong Principal Datum. For details and location of the Brown Area, please refer to the Land Grant.
毗連C1號洋房的一段棕色區域(定義見批地文件)上的道路為香港主水平基準以上19.74至19.84米。有關棕色區域的詳情及位置,請參考批地文件。
- Dotted line denotes the lowest residential floor.
虛線為最低住宅樓層水平。

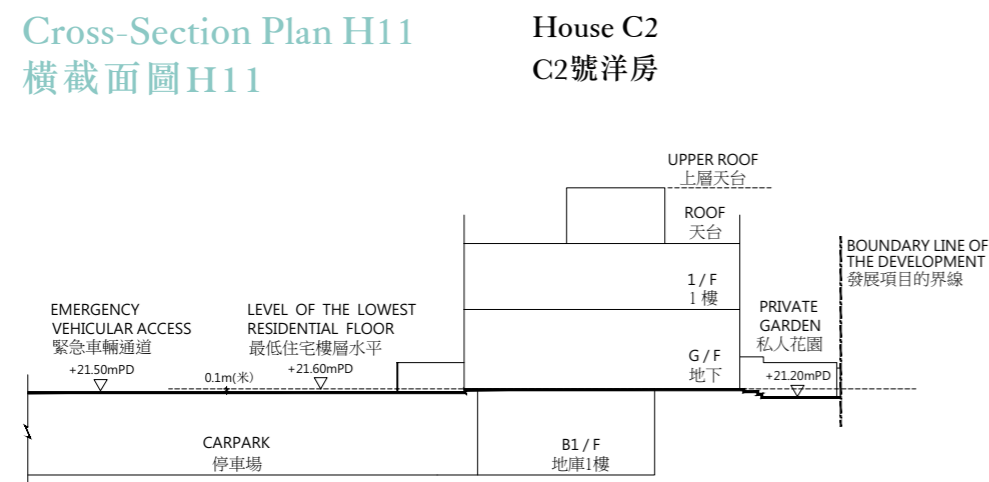
Key Plan
索引圖



Legend 圖例:

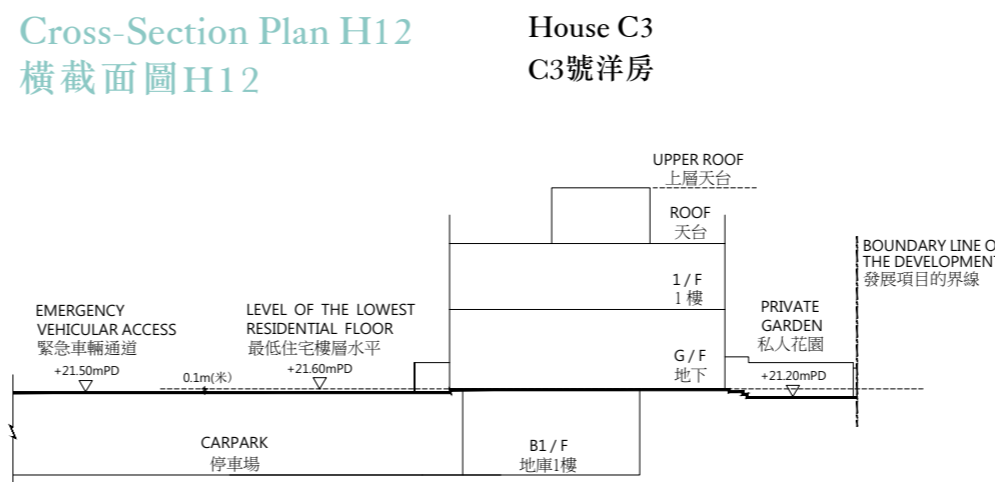
- ▽ Height in metres above Hong Kong Principal Datum (HKPD).
香港主水平基準以上高度(米)。

Cross-Section Plan H11
橫截面圖H11



- The part of the Emergency Vehicular Access adjacent to House C2 is 21.50 metres above the Hong Kong Principal Datum.
毗連C2號洋房的一段緊急車輛通道為香港主水平基準以上21.50米。
- Dotted line denotes the lowest residential floor.
虛線為最低住宅樓層水平。

Cross-Section Plan H12
橫截面圖H12

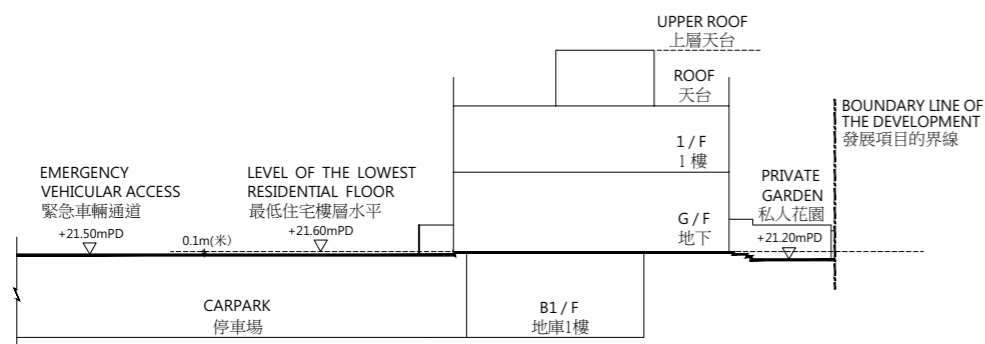


- The part of the Emergency Vehicular Access adjacent to House C3 is 21.50 metres above the Hong Kong Principal Datum.
毗連C3號洋房的一段緊急車輛通道為香港主水平基準以上21.50米。
- Dotted line denotes the lowest residential floor.
虛線為最低住宅樓層水平。

* The levels are based on the survey as carried out by the chartered land surveyor, Patrick Yuen Land Surveyor Co.Ltd. on 31 May 2016.
水平基準根據特許土地測量師, 阮步臻土地測量師行有限公司於2016年5月31日進行的測量。

Cross-Section Plan H13
橫截面圖H13

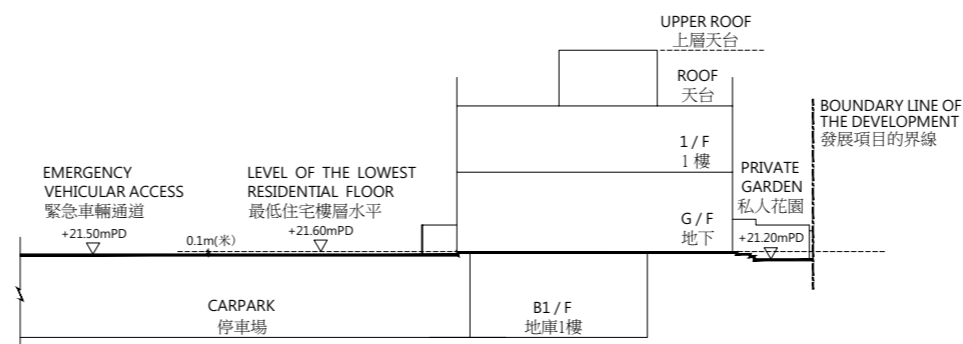
House C5
C5號洋房



- The part of the Emergency Vehicular Access adjacent to House C5 is 21.50 metres above the Hong Kong Principal Datum.
毗連C5號洋房的一段緊急車輛通道為香港主水平基準以上21.50米。
- Dotted line denotes the lowest residential floor.
虛線為最低住宅樓層水平。

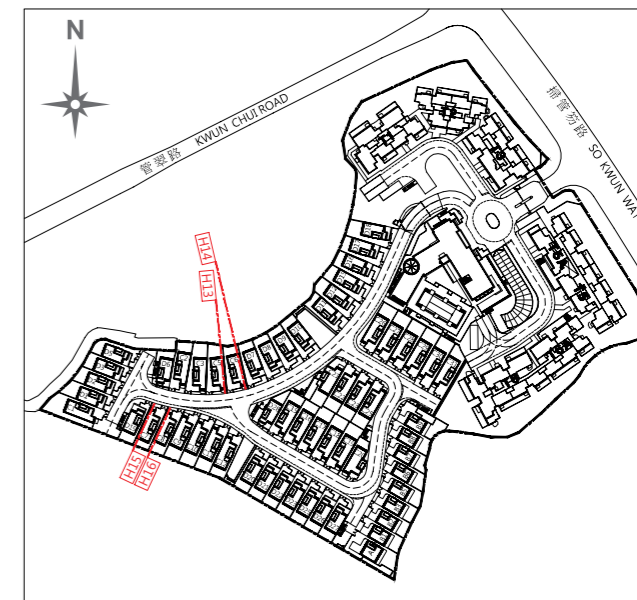
Cross-Section Plan H14
橫截面圖H14

House C6
C6號洋房



- The part of the Emergency Vehicular Access adjacent to House C6 is 21.50 metres above the Hong Kong Principal Datum.
毗連C6號洋房的一段緊急車輛通道為香港主水平基準以上21.50米。
- Dotted line denotes the lowest residential floor.
虛線為最低住宅樓層水平。

Key Plan
索引圖

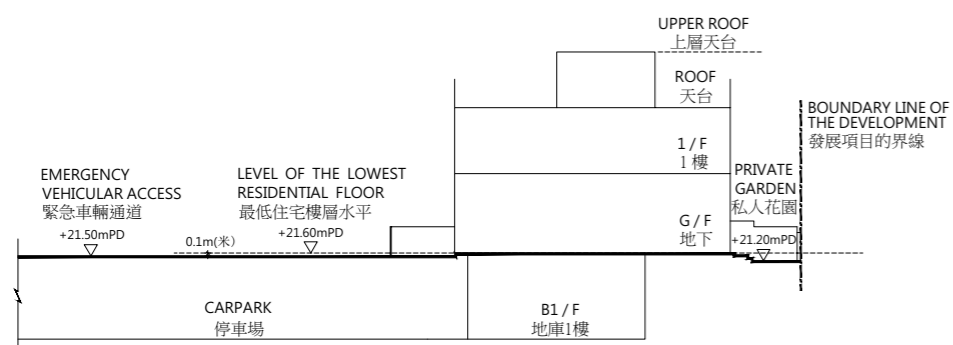


Legend 圖例 :

- ▽ Height in metres above Hong Kong Principal Datum (HKPD).
香港主水平基準以上高度(米)。

Cross-Section Plan H15
橫截面圖H15

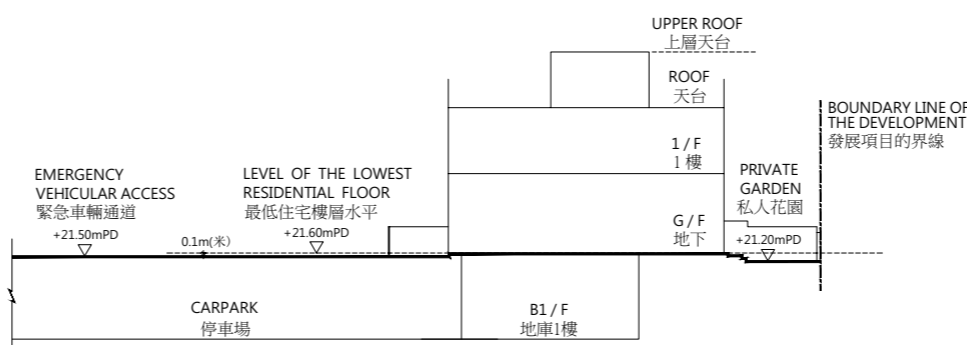
House C7
C7號洋房



- The part of the Emergency Vehicular Access adjacent to House C7 is 21.50 metres above the Hong Kong Principal Datum.
毗連C7號洋房的一段緊急車輛通道為香港主水平基準以上21.50米。
- Dotted line denotes the lowest residential floor.
虛線為最低住宅樓層水平。

Cross-Section Plan H16
橫截面圖H16

House C8
C8號洋房

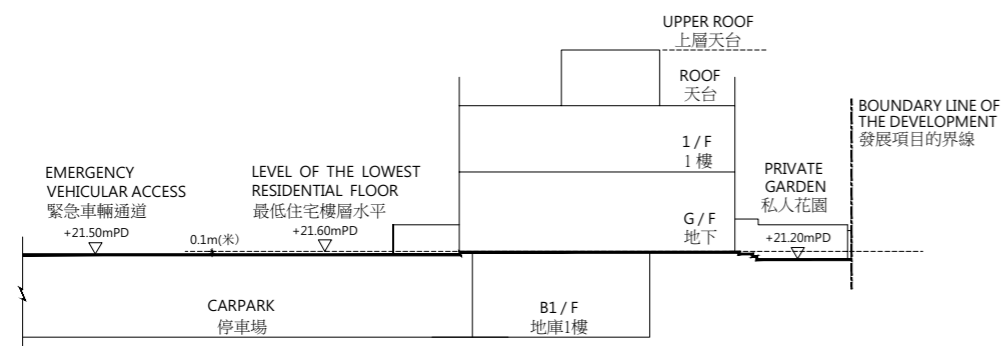


- The part of the Emergency Vehicular Access adjacent to House C8 is 21.50 metres above the Hong Kong Principal Datum.
毗連C8號洋房的一段緊急車輛通道為香港主水平基準以上21.50米。
- Dotted line denotes the lowest residential floor.
虛線為最低住宅樓層水平。

* The levels are based on the survey as carried out by the chartered land surveyor, Patrick Yuen Land Surveyor Co.Ltd. on 31 May 2016.
水平基準根據特許土地測量師，阮步臻土地測量師行有限公司於2016年5月31日進行的測量。

Cross-Section Plan H17
橫截面圖H17

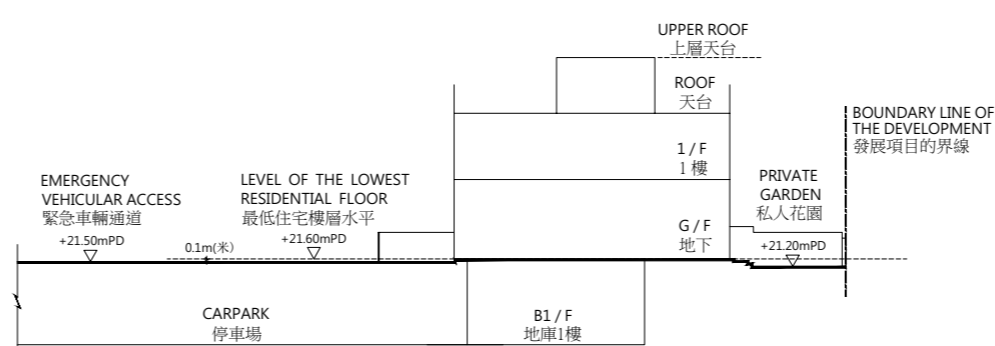
House C9
C9號洋房



- The part of the Emergency Vehicular Access adjacent to House C9 is 21.50 metres above the Hong Kong Principal Datum.
毗連C9號洋房的一段緊急車輛通道為香港主水平基準以上21.50米。
- Dotted line denotes the lowest residential floor.
虛線為最低住宅樓層水平。

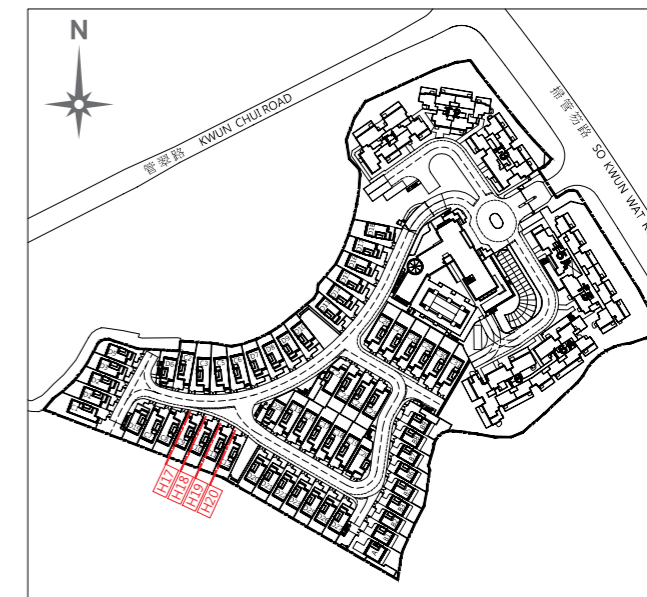
Cross-Section Plan H18
橫截面圖H18

House C10
C10號洋房



- The part of the Emergency Vehicular Access adjacent to House C10 is 21.50 metres above the Hong Kong Principal Datum.
毗連C10號洋房的一段緊急車輛通道為香港主水平基準以上21.50米。
- Dotted line denotes the lowest residential floor.
虛線為最低住宅樓層水平。

Key Plan
索引圖

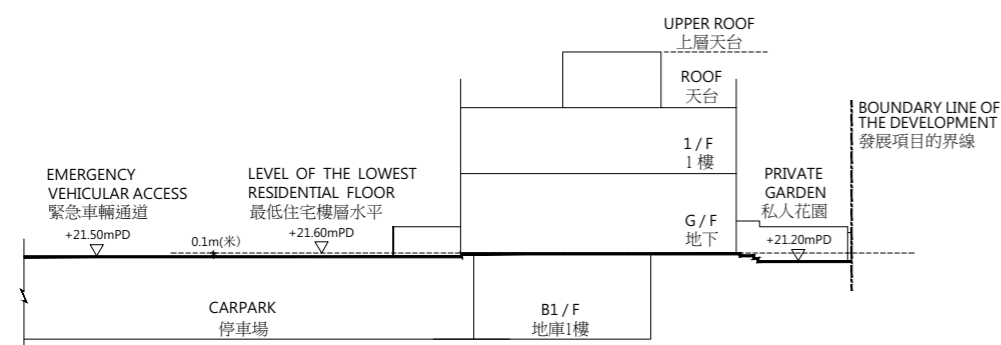


Legend 圖例：

- ▽ Height in metres above Hong Kong Principal Datum (HKPD).
香港主水平基準以上高度(米)。

Cross-Section Plan H19
橫截面圖H19

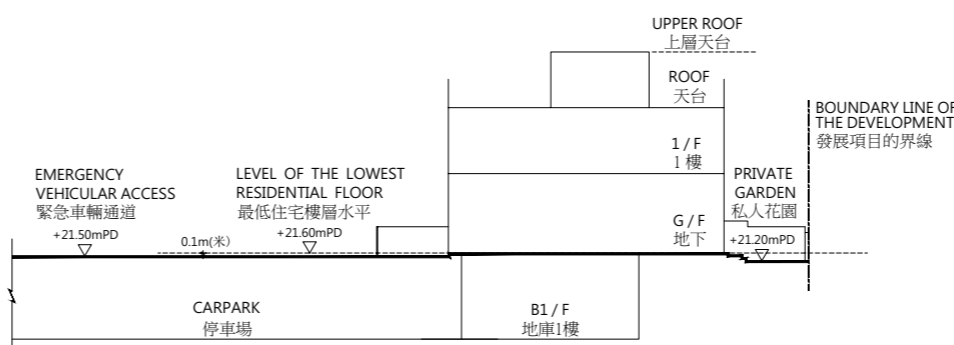
House C11
C11號洋房



- The part of the Emergency Vehicular Access adjacent to House C11 is 21.50 metres above the Hong Kong Principal Datum.
毗連C11號洋房的一段緊急車輛通道為香港主水平基準以上21.50米。
- Dotted line denotes the lowest residential floor.
虛線為最低住宅樓層水平。

Cross-Section Plan H20
橫截面圖H20

House C12
C12號洋房

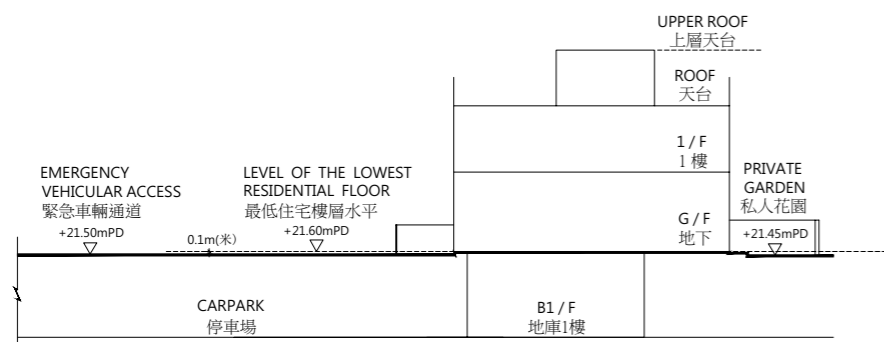


- The part of the Emergency Vehicular Access adjacent to House C12 is 21.50 metres above the Hong Kong Principal Datum.
毗連C12號洋房的一段緊急車輛通道為香港主水平基準以上21.50米。
- Dotted line denotes the lowest residential floor.
虛線為最低住宅樓層水平。

* The levels are based on the survey as carried out by the chartered land surveyor, Patrick Yuen Land Surveyor Co.Ltd. on 31 May 2016.
水平基準根據特許土地測量師，阮步臻土地測量師行有限公司於2016年5月31日進行的測量。

Cross-Section Plan H21
橫截面圖H21

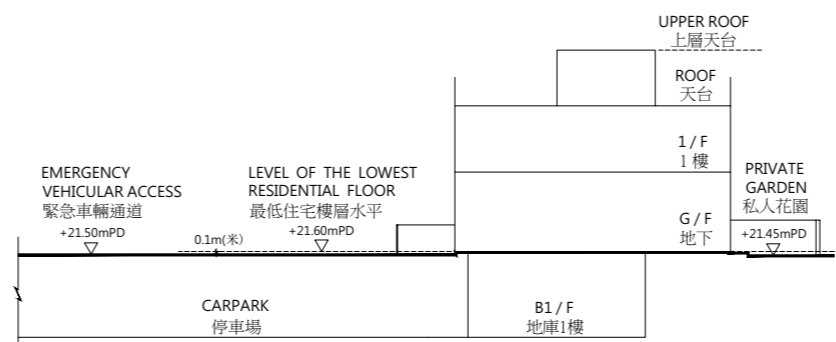
House C15
C15號洋房



- The part of the Emergency Vehicular Access adjacent to House C15 is 21.50 metres above the Hong Kong Principal Datum.
毗連C15號洋房的一段緊急車輛通道為香港主水平基準以上21.50米。
- Dotted line denotes the lowest residential floor.
虛線為最低住宅樓層水平。

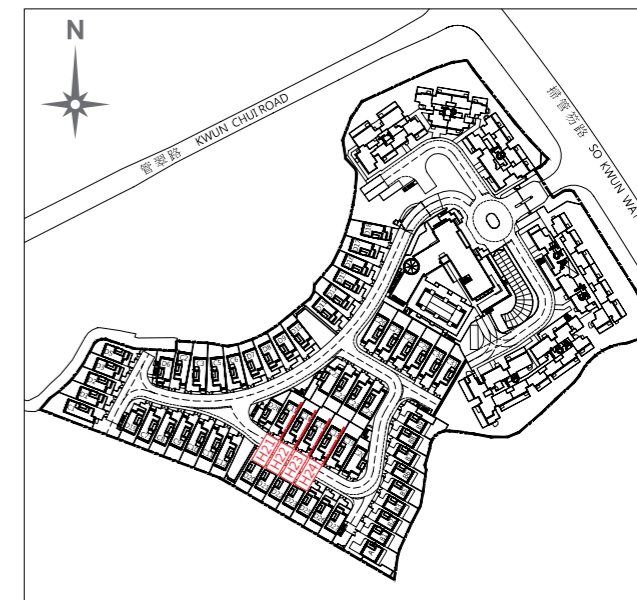
Cross-Section Plan H22
橫截面圖H22

House C16
C16號洋房



- The part of the Emergency Vehicular Access adjacent to House C16 is 21.50 metres above the Hong Kong Principal Datum.
毗連C16號洋房的一段緊急車輛通道為香港主水平基準以上21.50米。
- Dotted line denotes the lowest residential floor.
虛線為最低住宅樓層水平。

Key Plan
索引圖

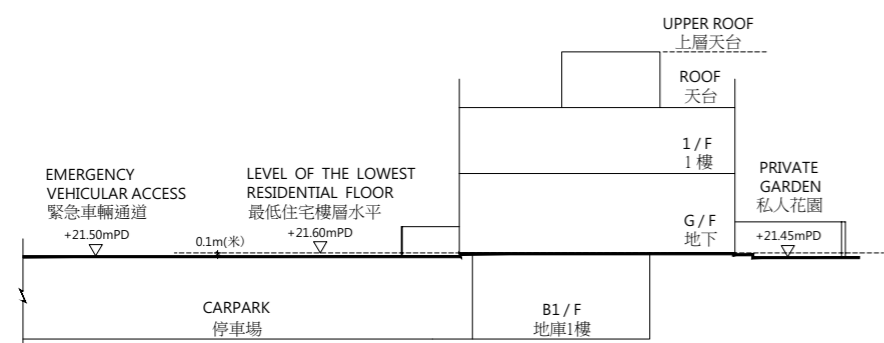


Legend 圖例 :

- ▽ Height in metres above Hong Kong Principal Datum (HKPD).
香港主水平基準以上高度(米)。

Cross-Section Plan H23
橫截面圖H23

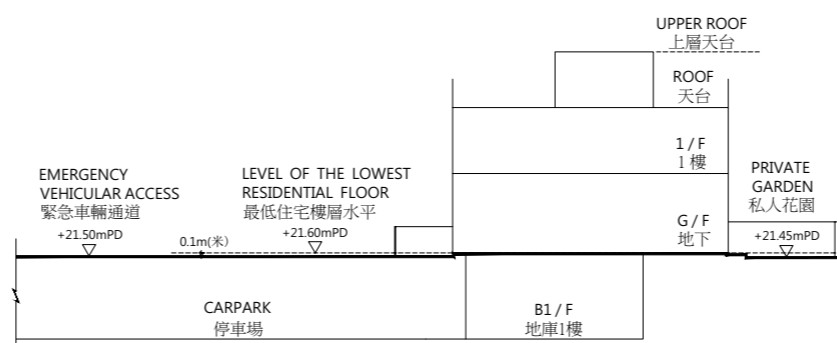
House C17
C17號洋房



- The part of the Emergency Vehicular Access adjacent to House C17 is 21.50 metres above the Hong Kong Principal Datum.
毗連C17號洋房的一段緊急車輛通道為香港主水平基準以上21.50米。
- Dotted line denotes the lowest residential floor.
虛線為最低住宅樓層水平。

Cross-Section Plan H24
橫截面圖H24

House C18
C18號洋房

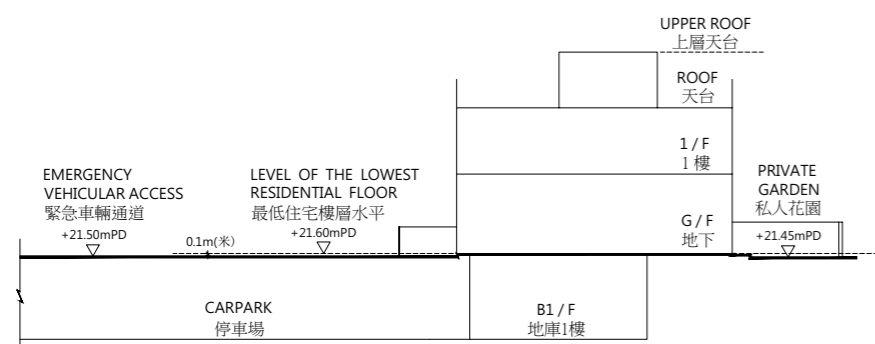


- The part of the Emergency Vehicular Access adjacent to House C18 is 21.50 metres above the Hong Kong Principal Datum.
毗連C18號洋房的一段緊急車輛通道為香港主水平基準以上21.50米。
- Dotted line denotes the lowest residential floor.
虛線為最低住宅樓層水平。

* The levels are based on the survey as carried out by the chartered land surveyor, Patrick Yuen Land Surveyor Co.Ltd. on 31 May 2016.
水平基準根據特許土地測量師，阮步臻土地測量師行有限公司於2016年5月31日進行的測量。

Cross-Section Plan H25
橫截面圖H25

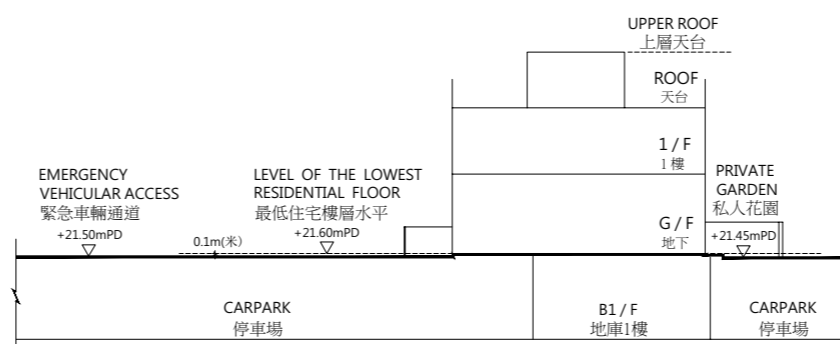
House C19
C19號洋房



- The part of the Emergency Vehicular Access adjacent to House C19 is 21.50 metres above the Hong Kong Principal Datum.
毗連C19號洋房的一段緊急車輛通道為香港主水平基準以上21.50米。
- Dotted line denotes the lowest residential floor.
虛線為最低住宅樓層水平。

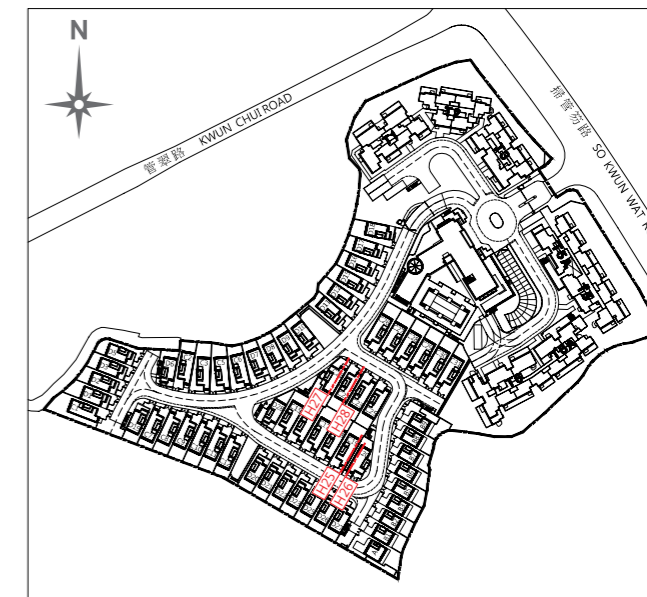
Cross-Section Plan H26
橫截面圖H26

House C20
C20號洋房



- The part of the Emergency Vehicular Access adjacent to House C20 is 21.50 metres above the Hong Kong Principal Datum.
毗連C20號洋房的一段緊急車輛通道為香港主水平基準以上21.50米。
- Dotted line denotes the lowest residential floor.
虛線為最低住宅樓層水平。

Key Plan
索引圖

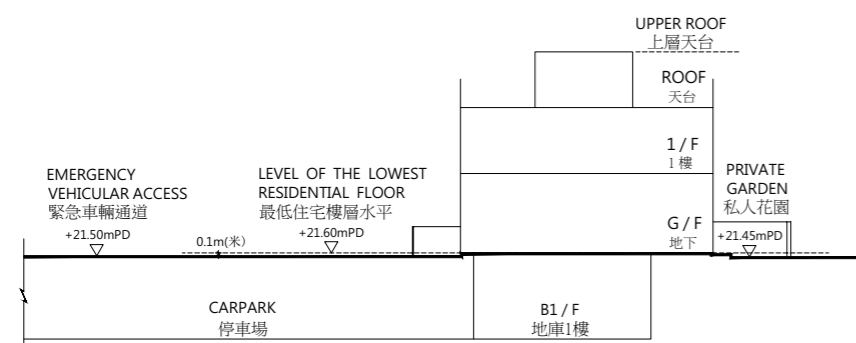


Legend 圖例：

- ▽ Height in metres above Hong Kong Principal Datum (HKPD).
香港主水平基準以上高度(米)。

Cross-Section Plan H27
橫截面圖H27

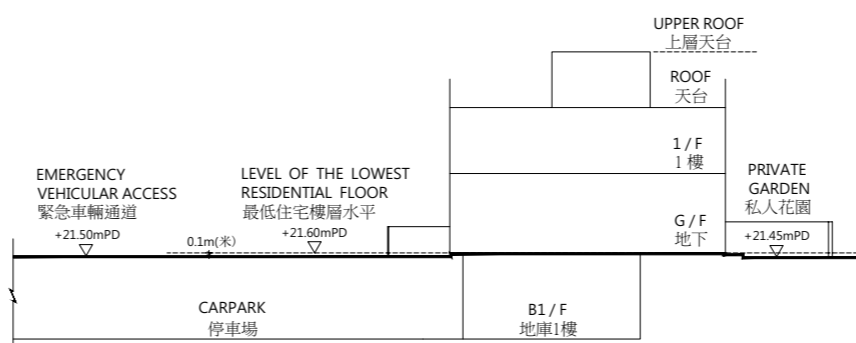
House C21
C21號洋房



- The part of the Emergency Vehicular Access adjacent to House C21 is 21.50 metres above the Hong Kong Principal Datum.
毗連C21號洋房的一段緊急車輛通道為香港主水平基準以上21.50米。
- Dotted line denotes the lowest residential floor.
虛線為最低住宅樓層水平。

Cross-Section Plan H28
橫截面圖H28

House C22
C22號洋房

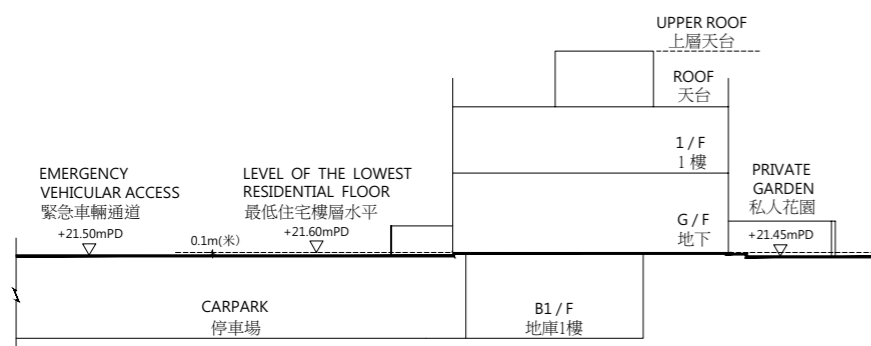


- The part of the Emergency Vehicular Access adjacent to House C22 is 21.50 metres above the Hong Kong Principal Datum.
毗連C22號洋房的一段緊急車輛通道為香港主水平基準以上21.50米。
- Dotted line denotes the lowest residential floor.
虛線為最低住宅樓層水平。

* The levels are based on the survey as carried out by the chartered land surveyor, Patrick Yuen Land Surveyor Co.Ltd. on 31 May 2016.
水平基準根據特許土地測量師，阮步臻土地測量師行有限公司於2016年5月31日進行的測量。

Cross-Section Plan H29
橫截面圖H29

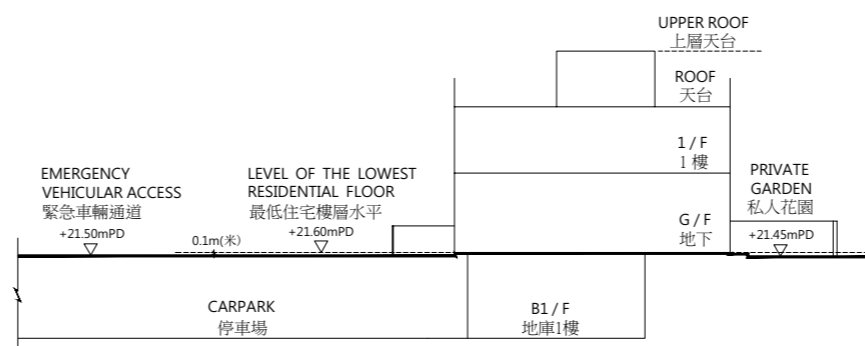
House C23
C23號洋房



- The part of the Emergency Vehicular Access adjacent to House C23 is 21.50 metres above the Hong Kong Principal Datum.
毗連C23號洋房的一段緊急車輛通道為香港主水平基準以上21.50米。
- Dotted line denotes the lowest residential floor.
虛線為最低住宅樓層水平。

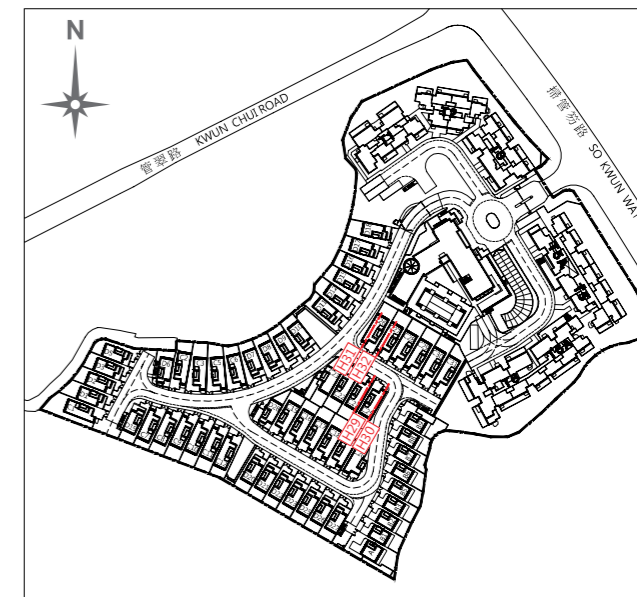
Cross-Section Plan H30
橫截面圖H30

House C25
C25號洋房



- The part of the Emergency Vehicular Access adjacent to House C25 is 21.50 metres above the Hong Kong Principal Datum.
毗連C25號洋房的一段緊急車輛通道為香港主水平基準以上21.50米。
- Dotted line denotes the lowest residential floor.
虛線為最低住宅樓層水平。

Key Plan
索引圖

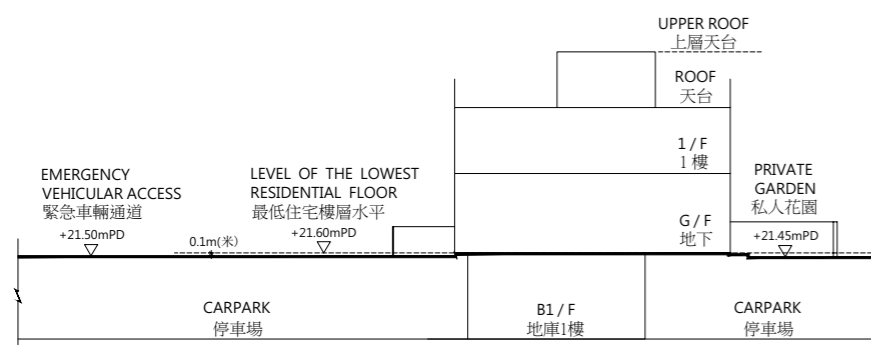


Legend 圖例 :

- ▽ Height in metres above Hong Kong Principal Datum (HKPD).
香港主水平基準以上高度(米)。

Cross-Section Plan H31
橫截面圖H31

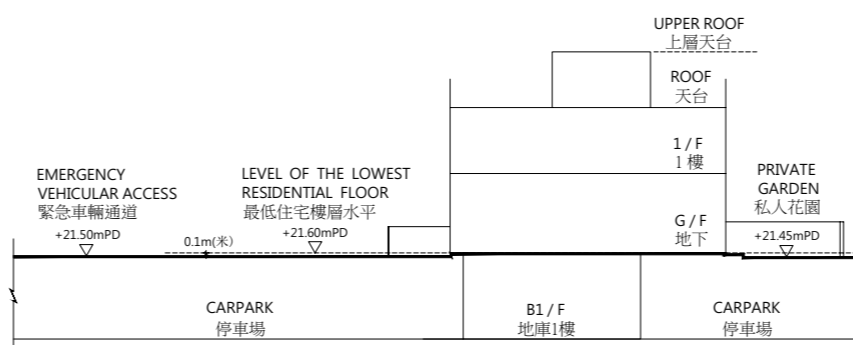
House C26
C26號洋房



- The part of the Emergency Vehicular Access adjacent to House C26 is 21.50 metres above the Hong Kong Principal Datum.
毗連C26號洋房的一段緊急車輛通道為香港主水平基準以上21.50米。
- Dotted line denotes the lowest residential floor.
虛線為最低住宅樓層水平。

Cross-Section Plan H32
橫截面圖H32

House C27
C27號洋房

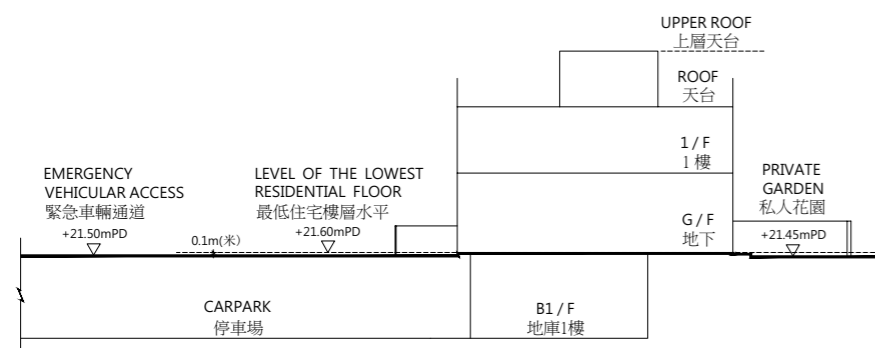


- The part of the Emergency Vehicular Access adjacent to House C27 is 21.50 metres above the Hong Kong Principal Datum.
毗連C27號洋房的一段緊急車輛通道為香港主水平基準以上21.50米。
- Dotted line denotes the lowest residential floor.
虛線為最低住宅樓層水平。

* The levels are based on the survey as carried out by the chartered land surveyor, Patrick Yuen Land Surveyor Co.Ltd. on 31 May 2016.
水平基準根據特許土地測量師，阮步臻土地測量師行有限公司於2016年5月31日進行的測量。

Cross-Section Plan H33
橫截面圖H33

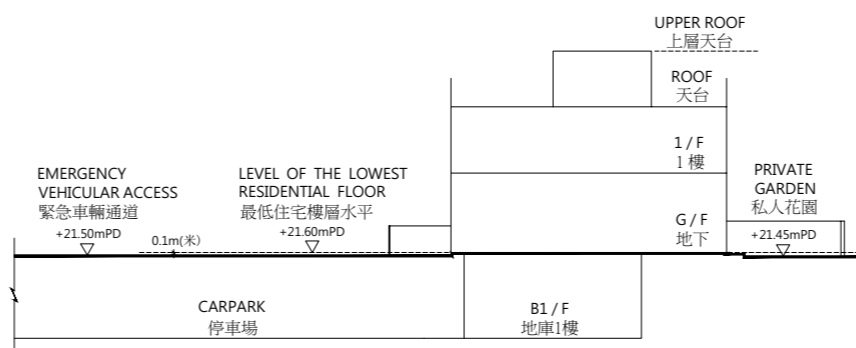
House C28
C28號洋房



- The part of the Emergency Vehicular Access adjacent to House C28 is 21.50 metres above the Hong Kong Principal Datum.
毗連C28號洋房的一段緊急車輛通道為香港主水平基準以上21.50米。
- Dotted line denotes the lowest residential floor.
虛線為最低住宅樓層水平。

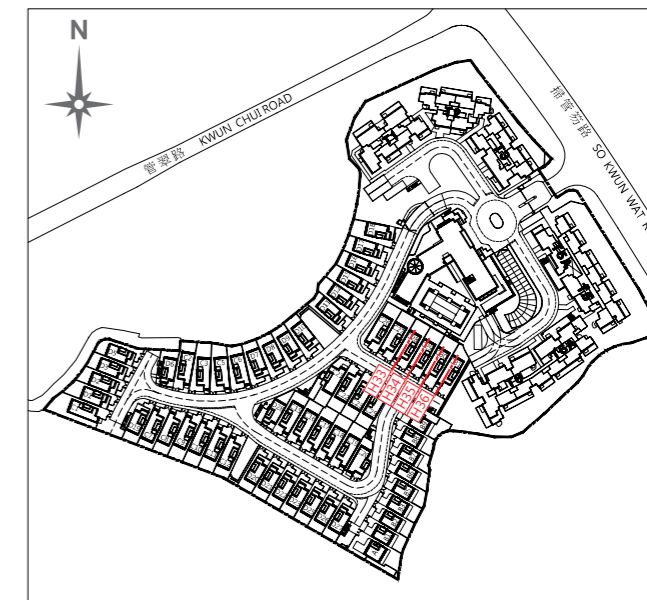
Cross-Section Plan H34
橫截面圖H34

House C29
C29號洋房



- The part of the Emergency Vehicular Access adjacent to House C29 is 21.50 metres above the Hong Kong Principal Datum.
毗連C29號洋房的一段緊急車輛通道為香港主水平基準以上21.50米。
- Dotted line denotes the lowest residential floor.
虛線為最低住宅樓層水平。

Key Plan
索引圖

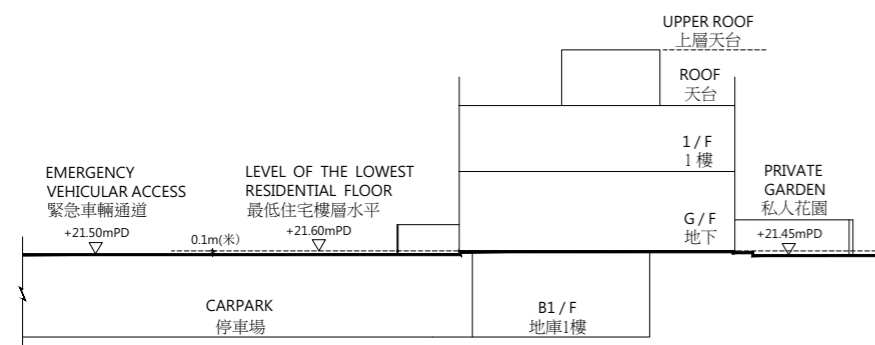


Legend 圖例：

- ▽ Height in metres above Hong Kong Principal Datum (HKPD).
香港主水平基準以上高度(米)。

Cross-Section Plan H35
橫截面圖H35

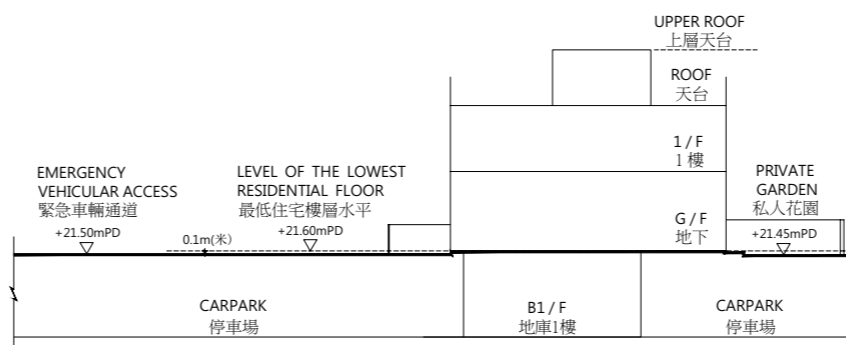
House C30
C30號洋房



- The part of the Emergency Vehicular Access adjacent to House C30 is 21.50 metres above the Hong Kong Principal Datum.
毗連C30號洋房的一段緊急車輛通道為香港主水平基準以上21.50米。
- Dotted line denotes the lowest residential floor.
虛線為最低住宅樓層水平。

Cross-Section Plan H36
橫截面圖H36

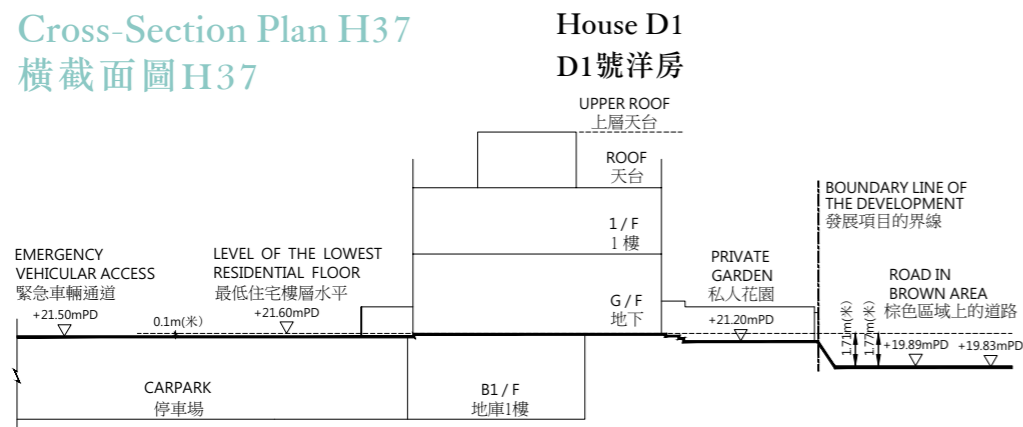
House C31
C31號洋房



- The part of the Emergency Vehicular Access adjacent to House C31 is 21.50 metres above the Hong Kong Principal Datum.
毗連C31號洋房的一段緊急車輛通道為香港主水平基準以上21.50米。
- Dotted line denotes the lowest residential floor.
虛線為最低住宅樓層水平。

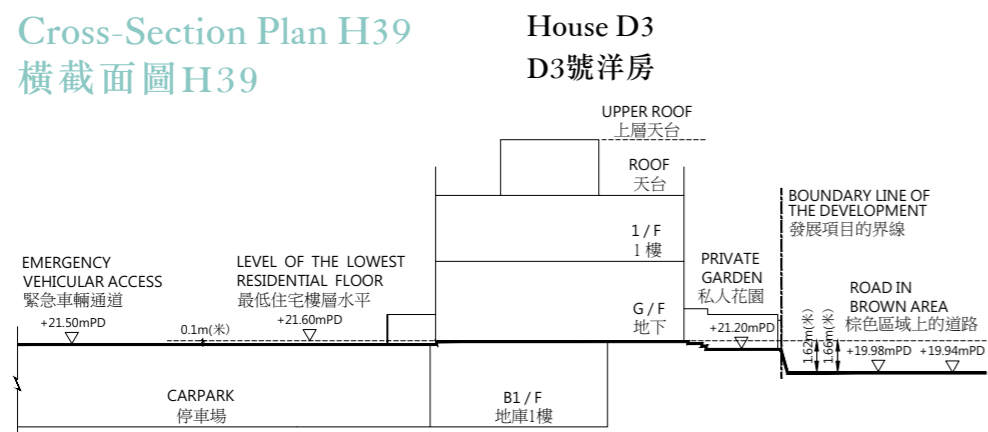
* The levels are based on the survey as carried out by the chartered land surveyor, Patrick Yuen Land Surveyor Co.Ltd. on 31 May 2016.
水平基準根據特許土地測量師，阮步臻土地測量師行有限公司於2016年5月31日進行的測量。

Cross-Section Plan H37
橫截面圖H37



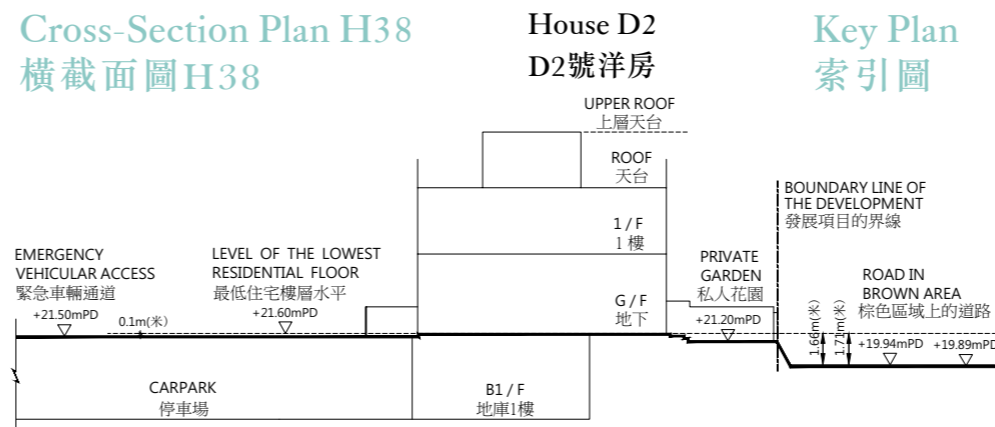
- The part of the Emergency Vehicular Access adjacent to House D1 is 21.50 metres above the Hong Kong Principal Datum.
毗連D1號洋房的一段緊急車輛通道為香港主水平基準以上21.50米。
- The part of the road in Brown Area (as defined in the Land Grant) adjacent to House D1 is 19.83 to 19.89 metres above the Hong Kong Principal Datum. For details and location of the Brown Area, please refer to the Land Grant.
毗連D1號洋房的一段棕色區域(定義見批地文件)上的道路為香港主水平基準以上 19.83至19.89米。有關棕色區域的詳情及位置,請參考批地文件。
- Dotted line denotes the lowest residential floor.
虛線為最低住宅樓層水平。

Cross-Section Plan H39
橫截面圖H39



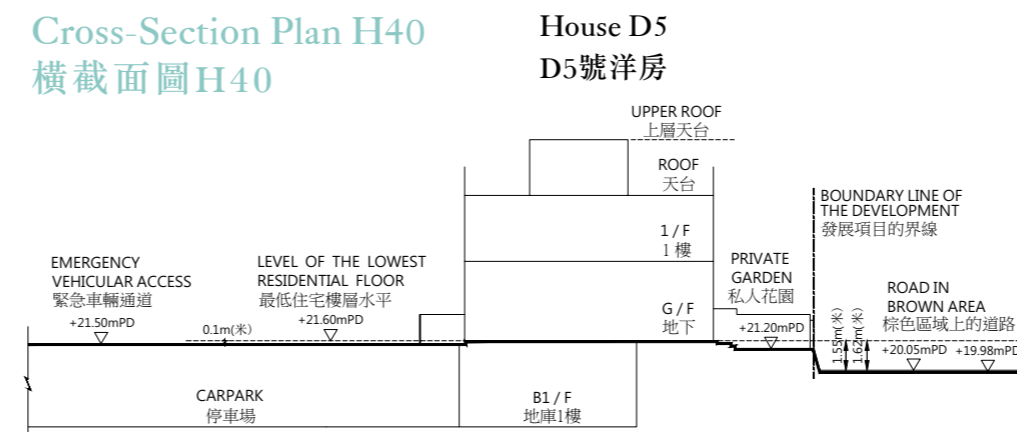
- The part of the Emergency Vehicular Access adjacent to House D3 is 21.50 metres above the Hong Kong Principal Datum.
毗連D3號洋房的一段緊急車輛通道為香港主水平基準以上21.50米。
- The part of the road in Brown Area (as defined in the Land Grant) adjacent to House D3 is 19.94 to 19.98 metres above the Hong Kong Principal Datum. For details and location of the Brown Area, please refer to the Land Grant.
毗連D3號洋房的一段棕色區域(定義見批地文件)上的道路為香港主水平基準以上 19.94至19.98米。有關棕色區域的詳情及位置,請參考批地文件。
- Dotted line denotes the lowest residential floor.
虛線為最低住宅樓層水平。

Cross-Section Plan H38
橫截面圖H38



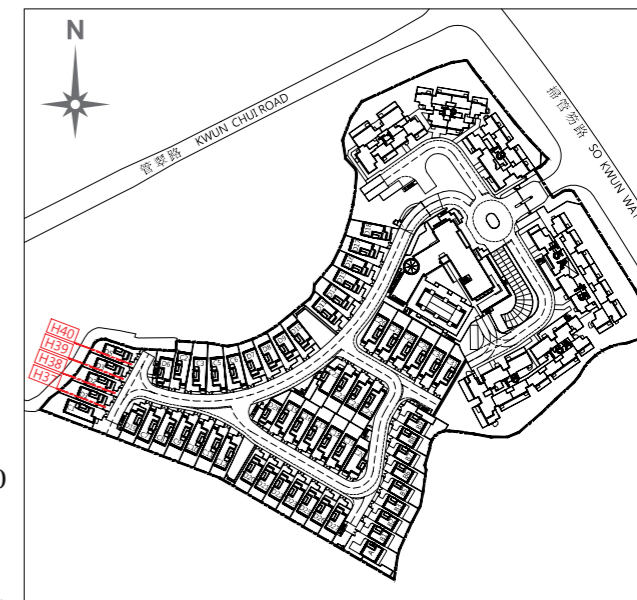
- The part of the Emergency Vehicular Access adjacent to House D2 is 21.50 metres above the Hong Kong Principal Datum.
毗連D2號洋房的一段緊急車輛通道為香港主水平基準以上21.50米。
- The part of the road in Brown Area (as defined in the Land Grant) adjacent to House D2 is 19.89 to 19.94 metres above the Hong Kong Principal Datum. For details and location of the Brown Area, please refer to the Land Grant.
毗連D2號洋房的一段棕色區域(定義見批地文件)上的道路為香港主水平基準以上 19.89至19.94米。有關棕色區域的詳情及位置,請參考批地文件。
- Dotted line denotes the lowest residential floor.
虛線為最低住宅樓層水平。

Cross-Section Plan H40
橫截面圖H40



- The part of the Emergency Vehicular Access adjacent to House D5 is 21.50 metres above the Hong Kong Principal Datum.
毗連D5號洋房的一段緊急車輛通道為香港主水平基準以上21.50米。
- The part of the road in Brown Area (as defined in the Land Grant) adjacent to House D5 is 19.98 to 20.05 metres above the Hong Kong Principal Datum. For details and location of the Brown Area, please refer to the Land Grant.
毗連D5號洋房的一段棕色區域(定義見批地文件)上的道路為香港主水平基準以上 19.98至20.05米。有關棕色區域的詳情及位置,請參考批地文件。
- Dotted line denotes the lowest residential floor.
虛線為最低住宅樓層水平。

Key Plan
索引圖



Legend 圖例:

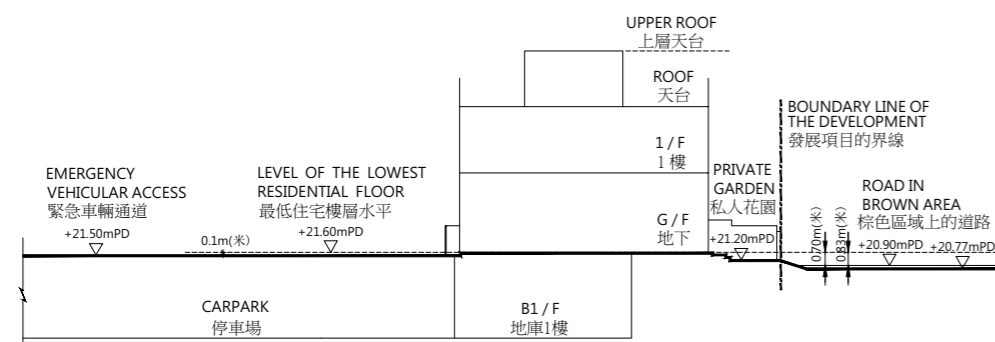
- ▽ Height in metres above Hong Kong Principal Datum (HKPD).
香港主水平基準以上高度(米)。

* The levels are based on the survey as carried out by the chartered land surveyor, Patrick Yuen Land Surveyor Co.Ltd. on 31 May 2016.

水平基準根據特許土地測量師, 阮步臻土地測量師行有限公司於2016年5月31日進行的測量。

Cross-Section Plan H41
橫截面圖H41

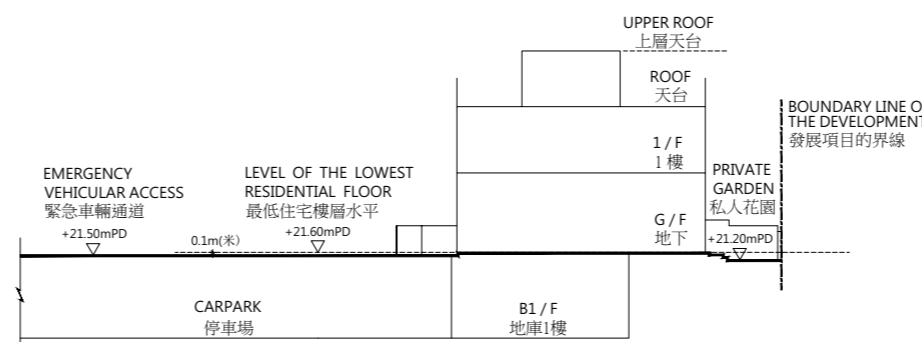
House D6
D6號洋房



- The part of the Emergency Vehicular Access adjacent to House D6 is 21.50 metres above the Hong Kong Principal Datum.
毗連D6號洋房的一段緊急車輛通道為香港主水平基準以上21.50米。
- The part of the road in Brown Area (as defined in the Land Grant) adjacent to House D6 is 20.77 to 20.90 metres above the Hong Kong Principal Datum. For details and location of the Brown Area, please refer to the Land Grant.
毗連D6號洋房的一段棕色區域(定義見批地文件)上的道路為香港主水平基準以上20.77至20.90米。有關棕色區域的詳情及位置,請參考批地文件。
- Dotted line denotes the lowest residential floor.
虛線為最低住宅樓層水平。

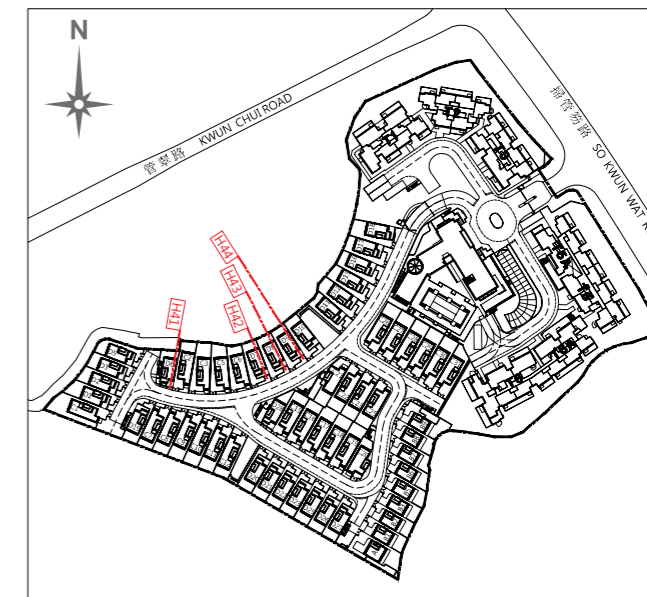
Cross-Section Plan H42
橫截面圖H42

House D7
D7號洋房



- The part of the Emergency Vehicular Access adjacent to House D7 is 21.50 metres above the Hong Kong Principal Datum.
毗連D7號洋房的一段緊急車輛通道為香港主水平基準以上21.50米。
- Dotted line denotes the lowest residential floor.
虛線為最低住宅樓層水平。

Key Plan
索引圖

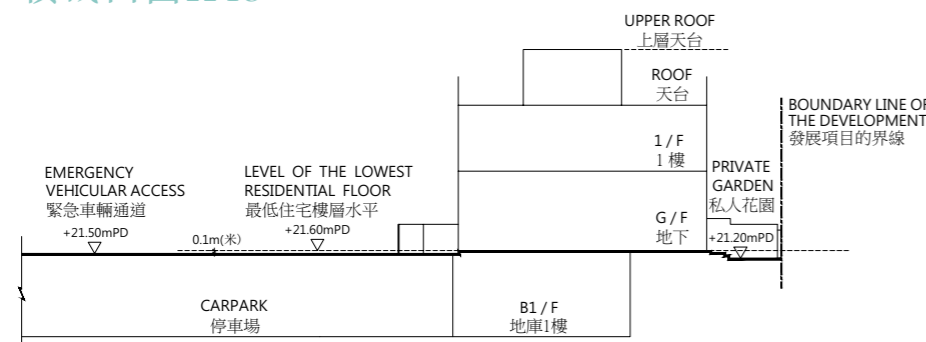


Legend 圖例:

- ▽ Height in metres above Hong Kong Principal Datum (HKPD).
香港主水平基準以上高度(米)。

Cross-Section Plan H43
橫截面圖H43

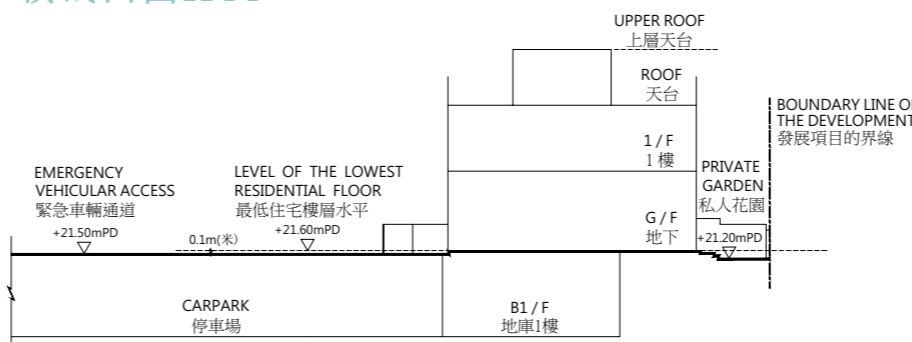
House D8
D8號洋房



- The part of the Emergency Vehicular Access adjacent to House D8 is 21.50 metres above the Hong Kong Principal Datum.
毗連D8號洋房的一段緊急車輛通道為香港主水平基準以上21.50米。
- Dotted line denotes the lowest residential floor.
虛線為最低住宅樓層水平。

Cross-Section Plan H44
橫截面圖H44

House D9
D9號洋房

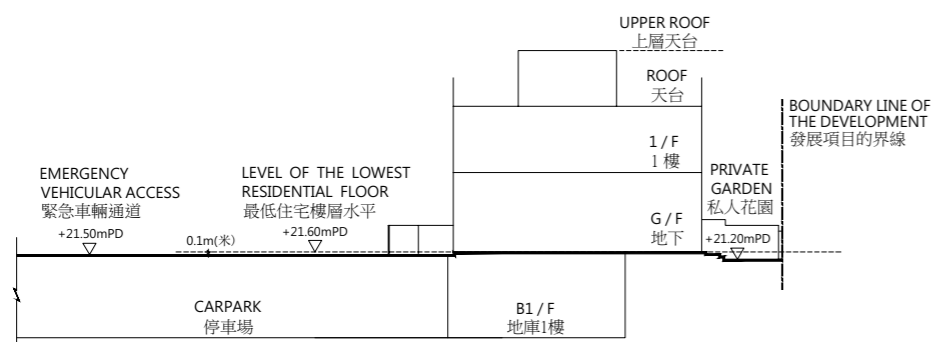


- The part of the Emergency Vehicular Access adjacent to House D9 is 21.50 metres above the Hong Kong Principal Datum.
毗連D9號洋房的一段緊急車輛通道為香港主水平基準以上21.50米。
- Dotted line denotes the lowest residential floor.
虛線為最低住宅樓層水平。

* The levels are based on the survey as carried out by the chartered land surveyor, Patrick Yuen Land Surveyor Co.Ltd. on 31 May 2016.
水平基準根據特許土地測量師, 阮步臻土地測量師行有限公司於2016年5月31日進行的測量。

Cross-Section Plan H45
橫截面圖H45

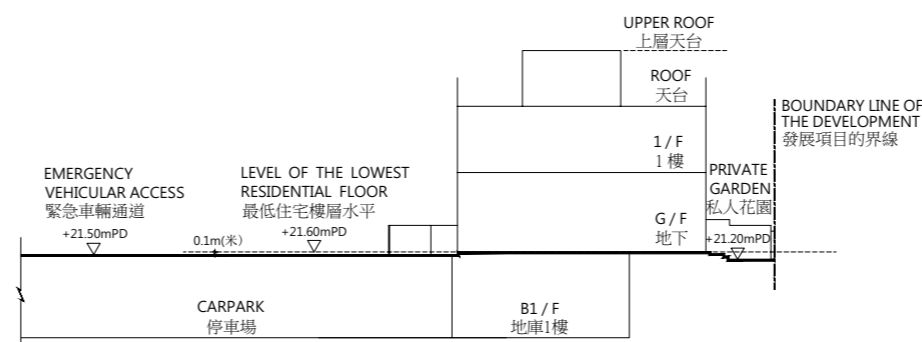
House D10
D10號洋房



- The part of the Emergency Vehicular Access adjacent to House D10 is 21.50 metres above the Hong Kong Principal Datum.
毗連D10號洋房的一段緊急車輛通道為香港主水平基準以上21.50米。
- Dotted line denotes the lowest residential floor.
虛線為最低住宅樓層水平。

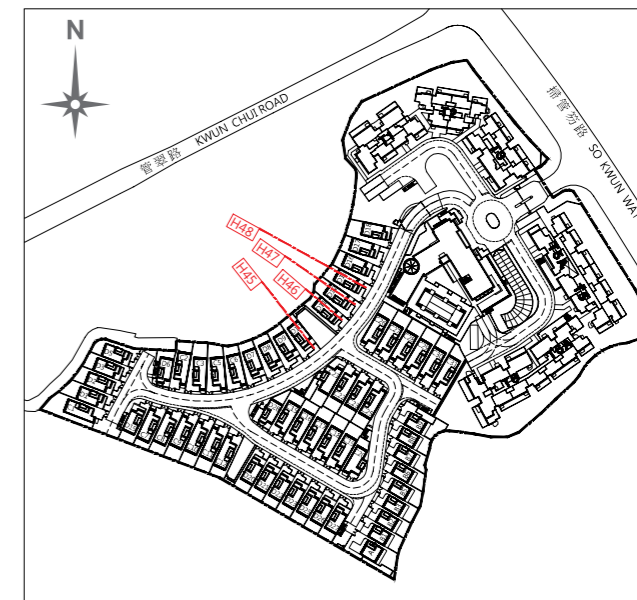
Cross-Section Plan H46
橫截面圖H46

House D11
D11號洋房



- The part of the Emergency Vehicular Access adjacent to House D11 is 21.50 metres above the Hong Kong Principal Datum.
毗連D11號洋房的一段緊急車輛通道為香港主水平基準以上21.50米。
- Dotted line denotes the lowest residential floor.
虛線為最低住宅樓層水平。

Key Plan
索引圖

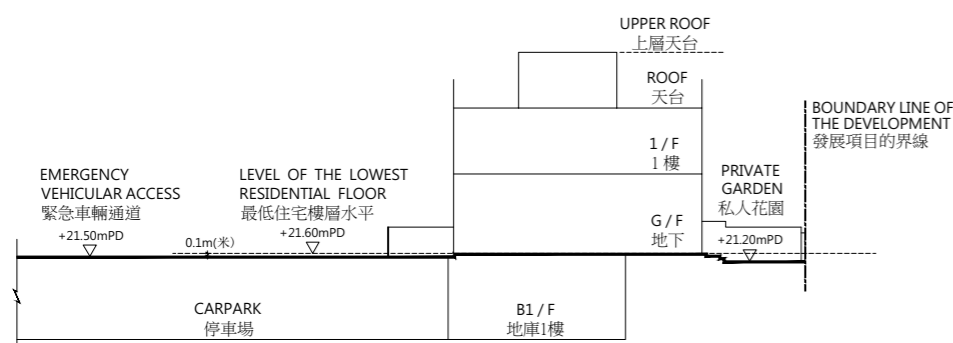


Legend 圖例 :

- ▽ Height in metres above Hong Kong Principal Datum (HKPD).
香港主水平基準以上高度(米)。

Cross-Section Plan H47
橫截面圖H47

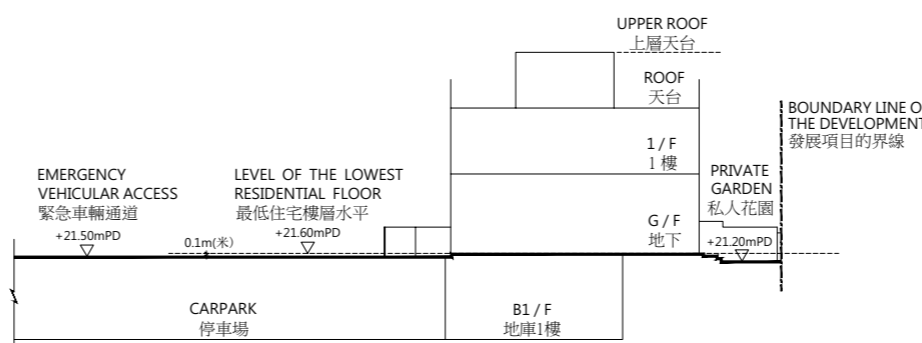
House D12
D12號洋房



- The part of the Emergency Vehicular Access adjacent to House D12 is 21.50 metres above the Hong Kong Principal Datum.
毗連D12號洋房的一段緊急車輛通道為香港主水平基準以上21.50米。
- Dotted line denotes the lowest residential floor.
虛線為最低住宅樓層水平。

Cross-Section Plan H48
橫截面圖H48

House D15
D15號洋房

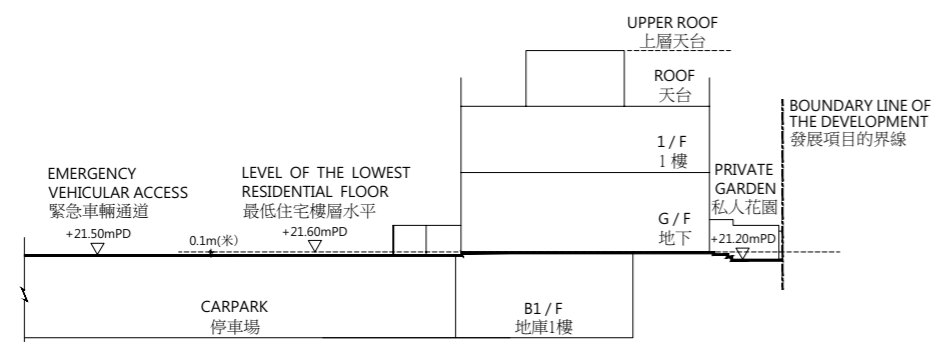


- The part of the Emergency Vehicular Access adjacent to House D15 is 21.50 metres above the Hong Kong Principal Datum.
毗連D15號洋房的一段緊急車輛通道為香港主水平基準以上21.50米。
- Dotted line denotes the lowest residential floor.
虛線為最低住宅樓層水平。

* The levels are based on the survey as carried out by the chartered land surveyor, Patrick Yuen Land Surveyor Co.Ltd. on 31 May 2016.
水平基準根據特許土地測量師，阮步臻土地測量師行有限公司於2016年5月31日進行的測量。

Cross-Section Plan H49
橫截面圖H49

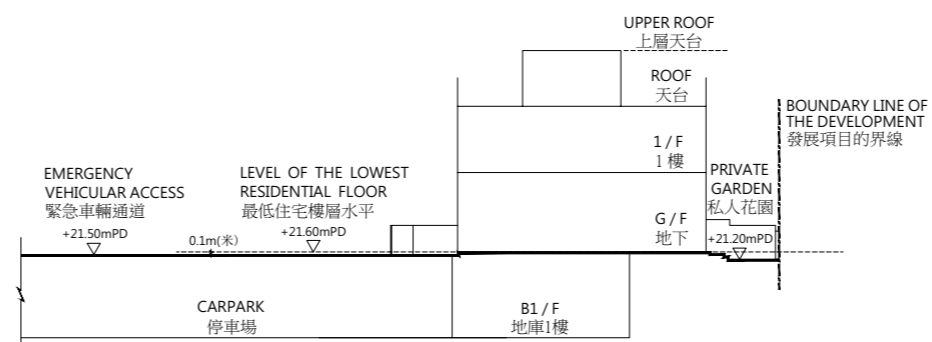
House D16
D16號洋房



- The part of the Emergency Vehicular Access adjacent to House D16 is 21.50 metres above the Hong Kong Principal Datum.
毗連D16號洋房的一段緊急車輛通道為香港主水平基準以上21.50米。
- Dotted line denotes the lowest residential floor.
虛線為最低住宅樓層水平。

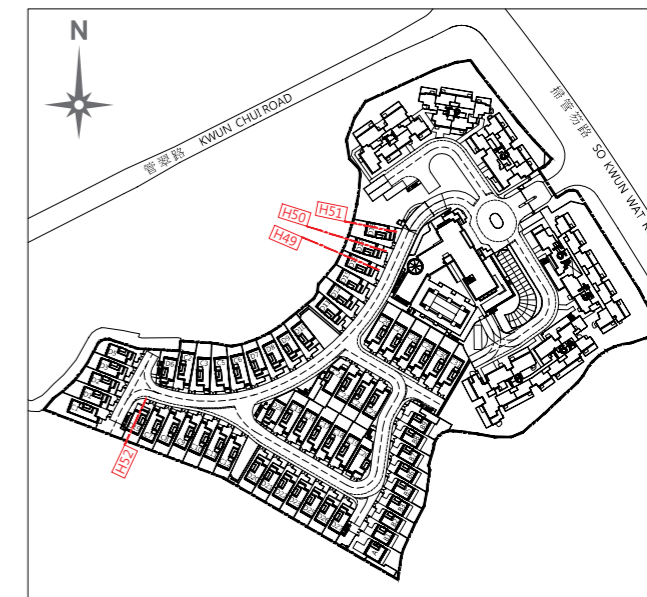
Cross-Section Plan H50
橫截面圖H50

House D17
D17號洋房



- The part of the Emergency Vehicular Access adjacent to House D17 is 21.50 metres above the Hong Kong Principal Datum.
毗連D17號洋房的一段緊急車輛通道為香港主水平基準以上21.50米。
- Dotted line denotes the lowest residential floor.
虛線為最低住宅樓層水平。

Key Plan
索引圖

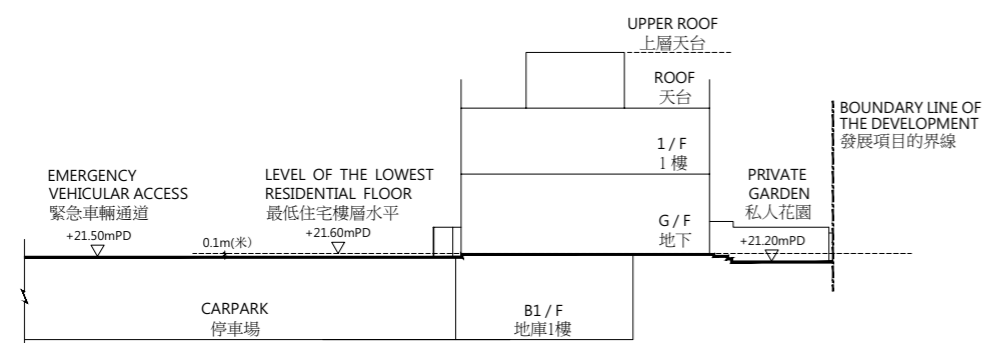


Legend 圖例 :

- ▽ Height in metres above Hong Kong Principal Datum (HKPD).
香港主水平基準以上高度(米)。

Cross-Section Plan H51
橫截面圖H51

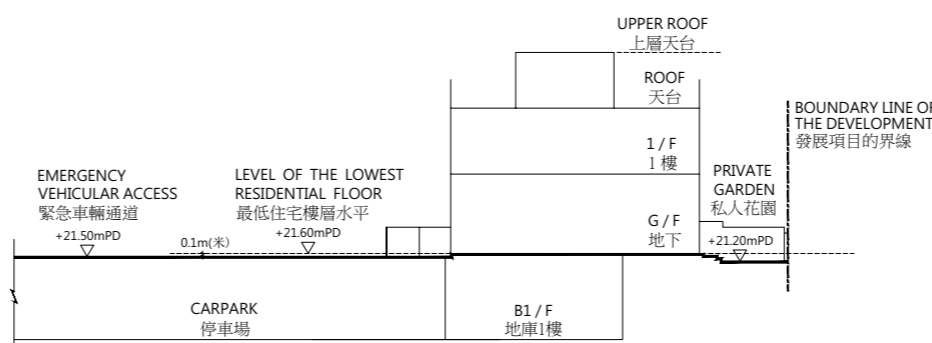
House D18
D18號洋房



- The part of the Emergency Vehicular Access adjacent to House D18 is 21.50 metres above the Hong Kong Principal Datum.
毗連D18號洋房的一段緊急車輛通道為香港主水平基準以上21.50米。
- Dotted line denotes the lowest residential floor.
虛線為最低住宅樓層水平。

Cross-Section Plan H52
橫截面圖H52

House D19
D19號洋房

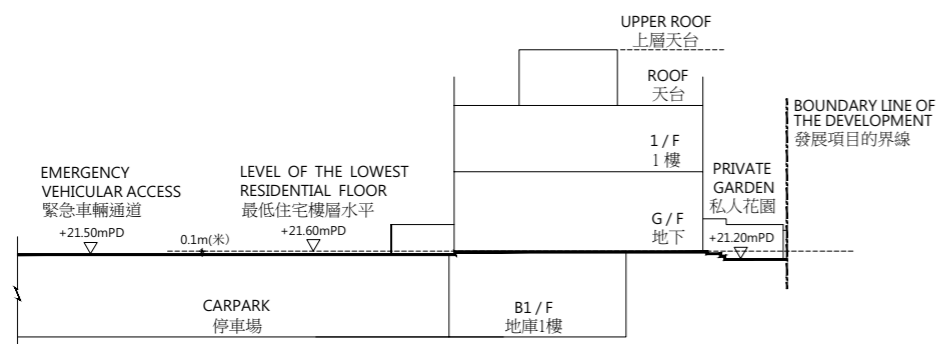


- The part of the Emergency Vehicular Access adjacent to House D19 is 21.50 metres above the Hong Kong Principal Datum.
毗連D19號洋房的一段緊急車輛通道為香港主水平基準以上21.50米。
- Dotted line denotes the lowest residential floor.
虛線為最低住宅樓層水平。

* The levels are based on the survey as carried out by the chartered land surveyor, Patrick Yuen Land Surveyor Co.Ltd. on 31 May 2016.
水平基準根據特許土地測量師，阮步臻土地測量師行有限公司於2016年5月31日進行的測量。

Cross-Section Plan H53
橫截面圖H53

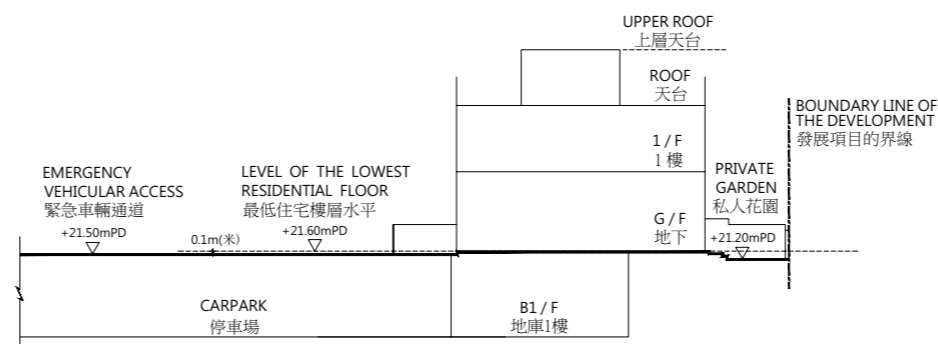
House D20
D20號洋房



- The part of the Emergency Vehicular Access adjacent to House D20 is 21.50 metres above the Hong Kong Principal Datum.
毗連D20號洋房的一段緊急車輛通道為香港主水平基準以上21.50米。
- Dotted line denotes the lowest residential floor.
虛線為最低住宅樓層水平。

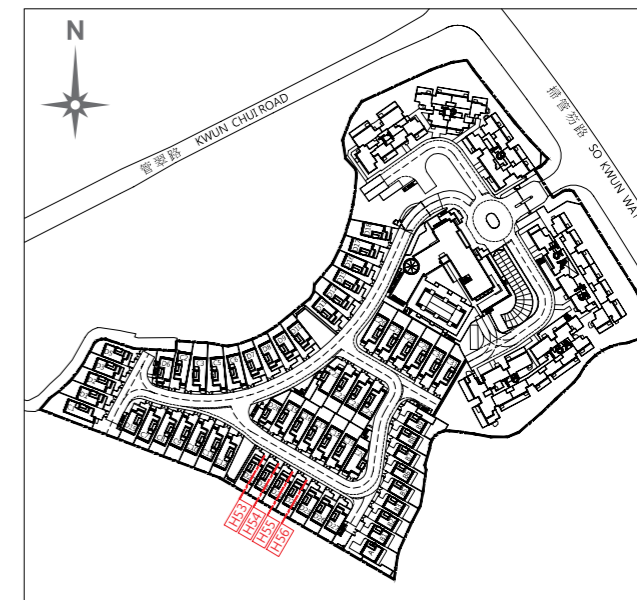
Cross-Section Plan H54
橫截面圖H54

House D21
D21號洋房



- The part of the Emergency Vehicular Access adjacent to House D21 is 21.50 metres above the Hong Kong Principal Datum.
毗連D21號洋房的一段緊急車輛通道為香港主水平基準以上21.50米。
- Dotted line denotes the lowest residential floor.
虛線為最低住宅樓層水平。

Key Plan
索引圖

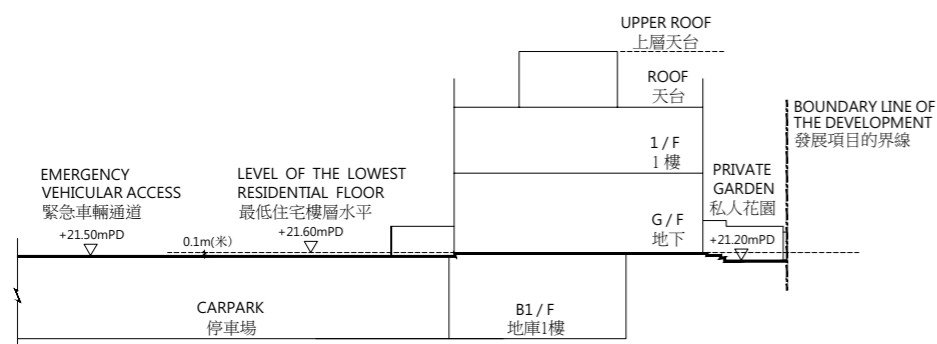


Legend 圖例 :

- ▽ Height in metres above Hong Kong Principal Datum (HKPD).
香港主水平基準以上高度(米)。

Cross-Section Plan H55
橫截面圖H55

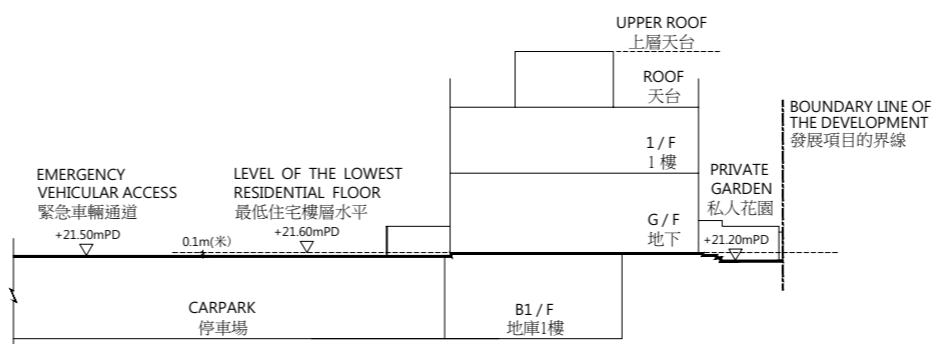
House D22
D22號洋房



- The part of the Emergency Vehicular Access adjacent to House D22 is 21.50 metres above the Hong Kong Principal Datum.
毗連D22號洋房的一段緊急車輛通道為香港主水平基準以上21.50米。
- Dotted line denotes the lowest residential floor.
虛線為最低住宅樓層水平。

Cross-Section Plan H56
橫截面圖H56

House D23
D23號洋房

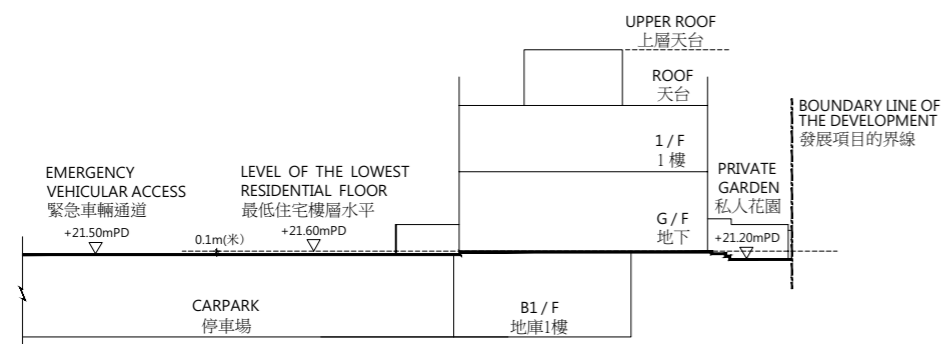


- The part of the Emergency Vehicular Access adjacent to House D23 is 21.50 metres above the Hong Kong Principal Datum.
毗連D23號洋房的一段緊急車輛通道為香港主水平基準以上21.50米。
- Dotted line denotes the lowest residential floor.
虛線為最低住宅樓層水平。

* The levels are based on the survey as carried out by the chartered land surveyor, Patrick Yuen Land Surveyor Co.Ltd. on 31 May 2016.
水平基準根據特許土地測量師，阮步臻土地測量師行有限公司於2016年5月31日進行的測量。

Cross-Section Plan H57
橫截面圖H57

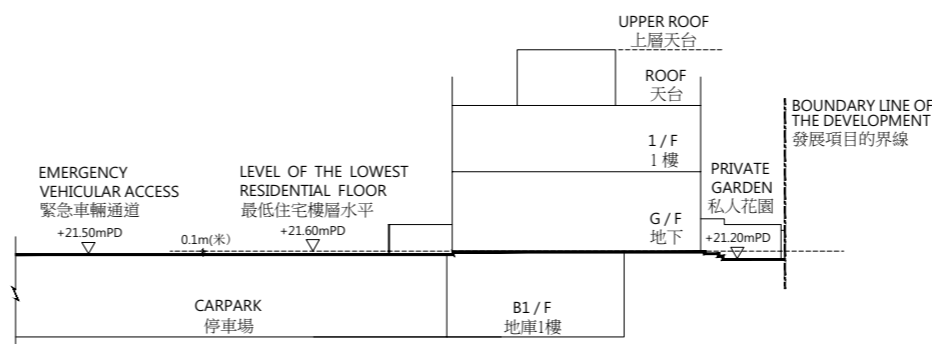
House D25
D25號洋房



- The part of the Emergency Vehicular Access adjacent to House D25 is 21.50 metres above the Hong Kong Principal Datum.
毗連D25號洋房的一段緊急車輛通道為香港主水平基準以上21.50米。
- Dotted line denotes the lowest residential floor.
虛線為最低住宅樓層水平。

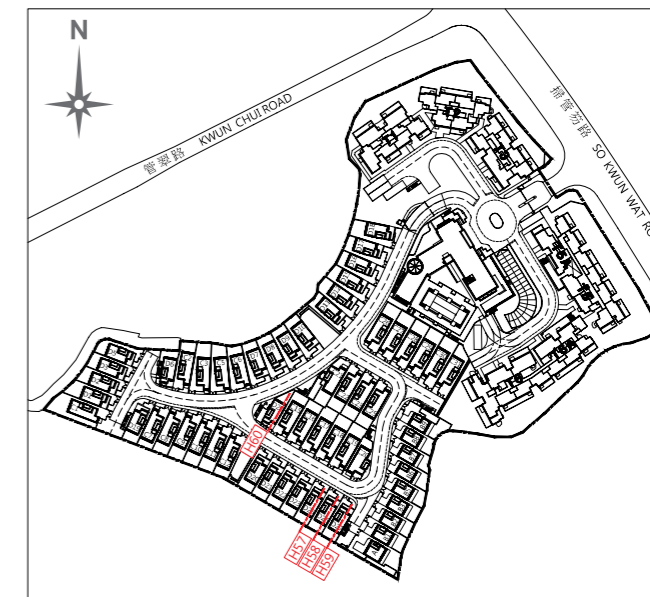
Cross-Section Plan H58
橫截面圖H58

House D26
D26號洋房



- The part of the Emergency Vehicular Access adjacent to House D26 is 21.50 metres above the Hong Kong Principal Datum.
毗連D26號洋房的一段緊急車輛通道為香港主水平基準以上21.50米。
- Dotted line denotes the lowest residential floor.
虛線為最低住宅樓層水平。

Key Plan
索引圖

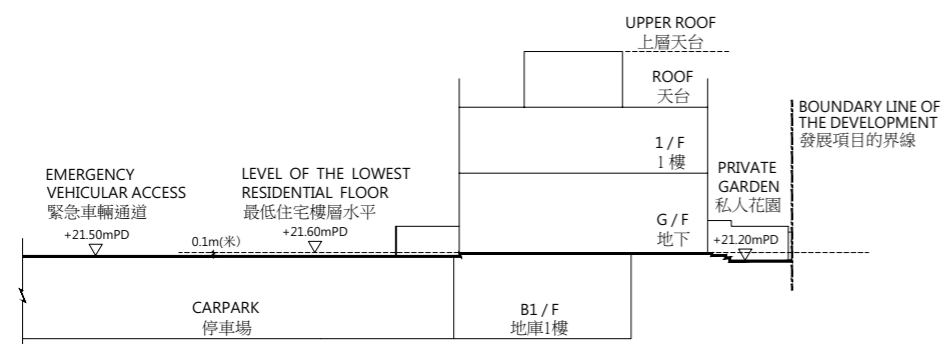


Legend 圖例：

- ▽ Height in metres above Hong Kong Principal Datum (HKPD).
香港主水平基準以上高度(米)。

Cross-Section Plan H59
橫截面圖H59

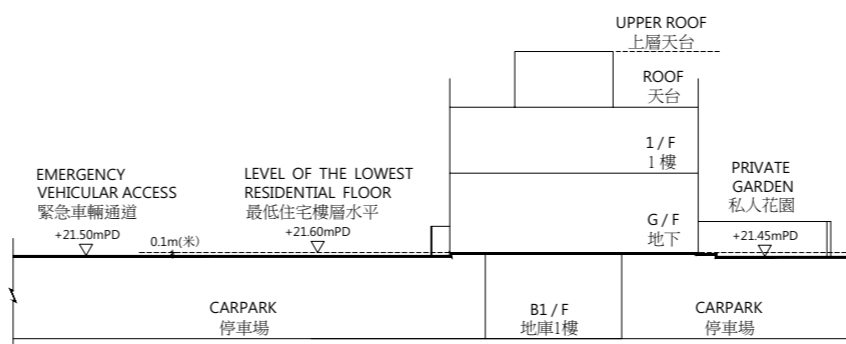
House D27
D27號洋房



- The part of the Emergency Vehicular Access adjacent to House D27 is 21.50 metres above the Hong Kong Principal Datum.
毗連D27號洋房的一段緊急車輛通道為香港主水平基準以上21.50米。
- Dotted line denotes the lowest residential floor.
虛線為最低住宅樓層水平。

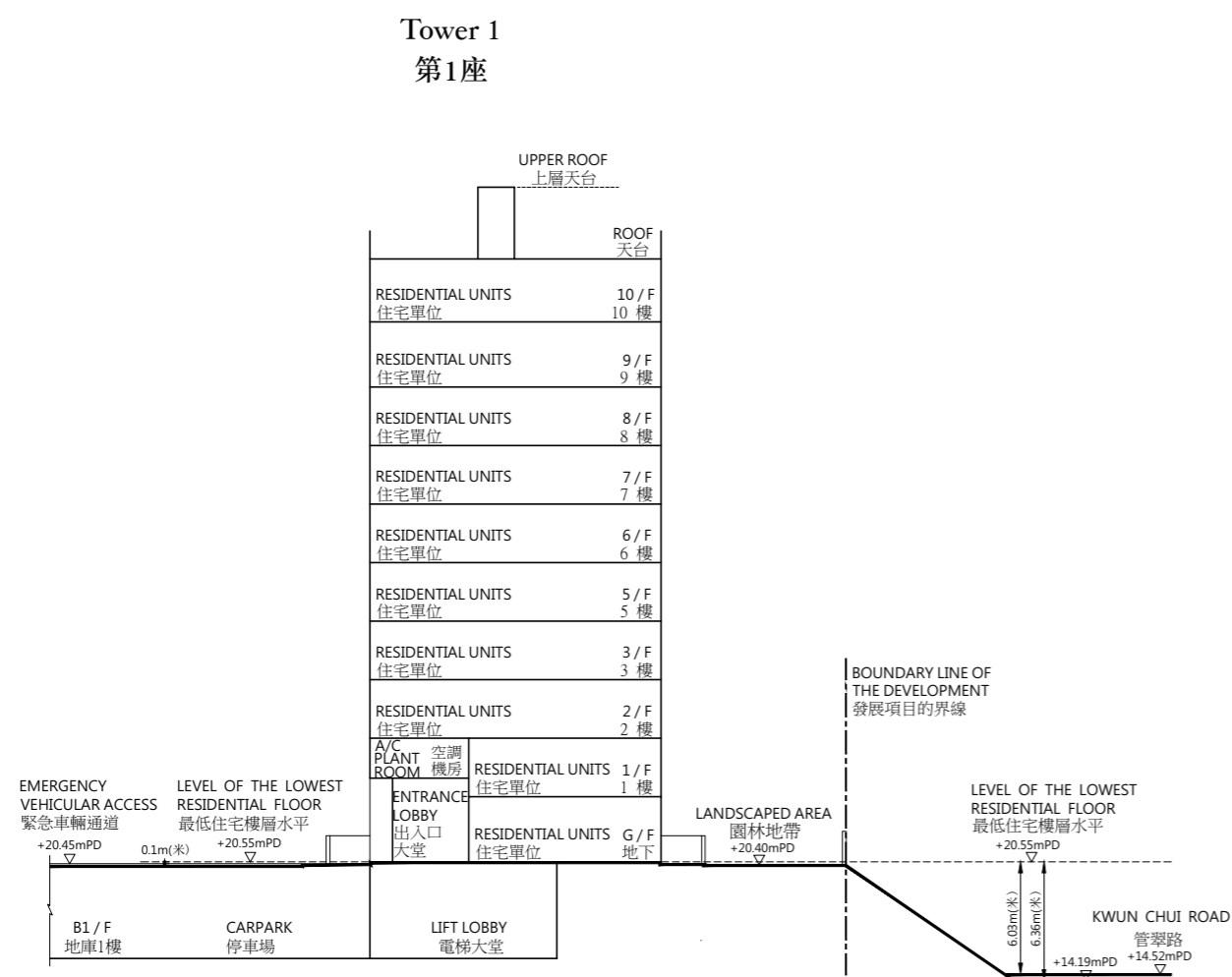
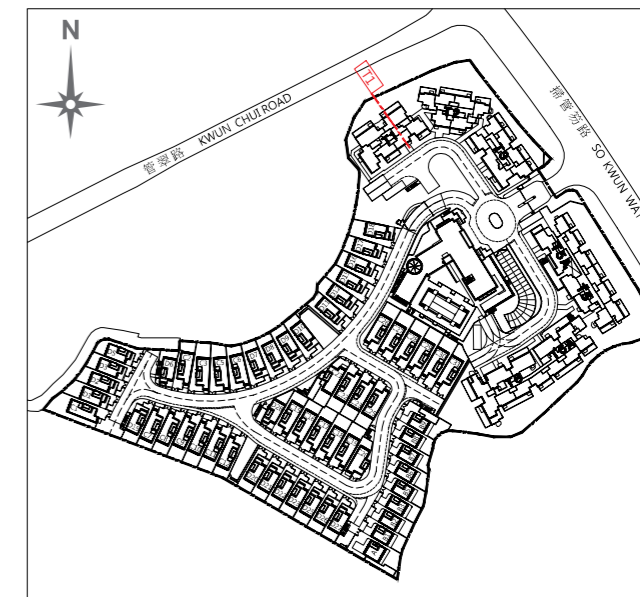
Cross-Section Plan H60
橫截面圖H60

House D28
D28號洋房



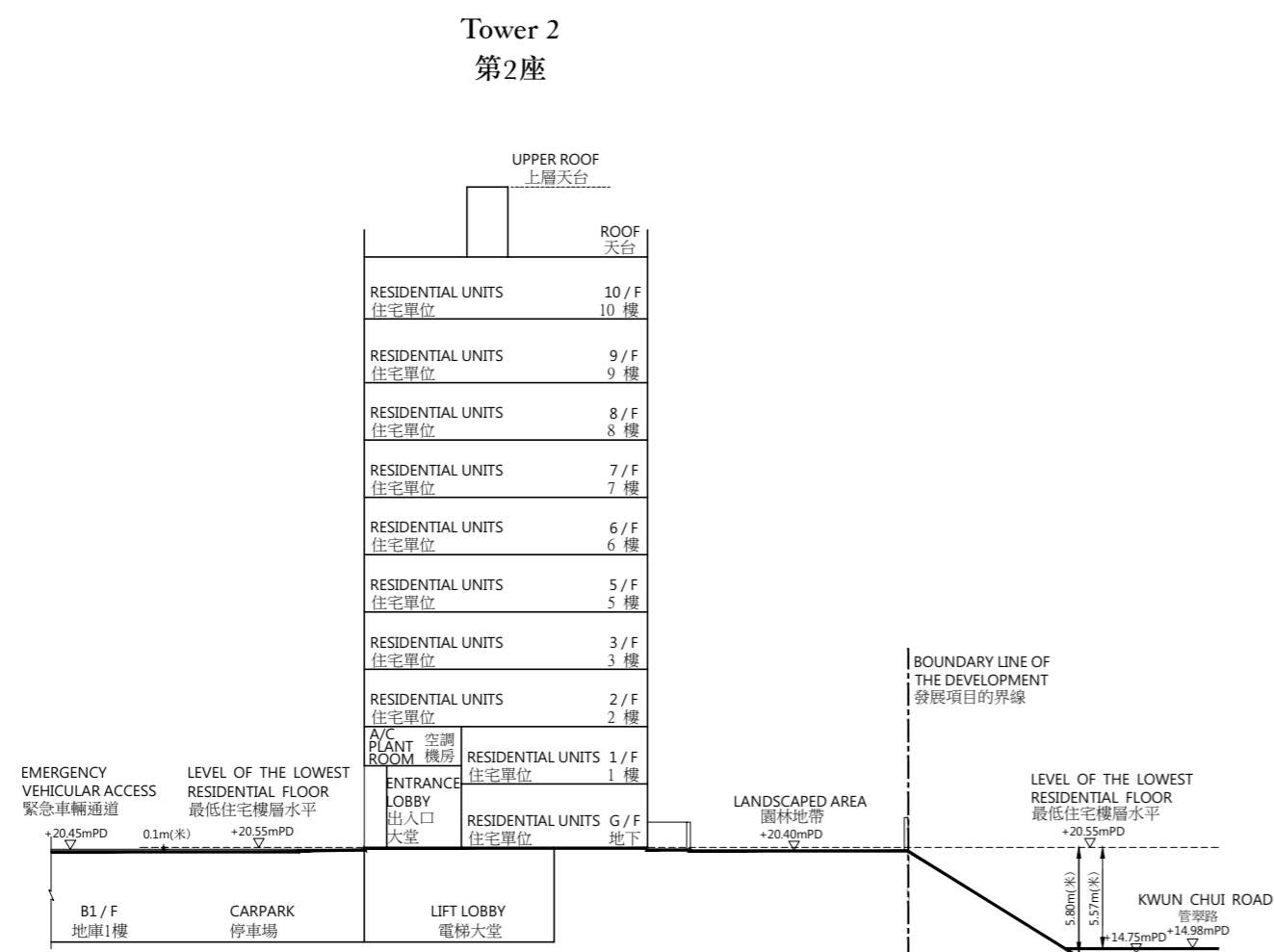
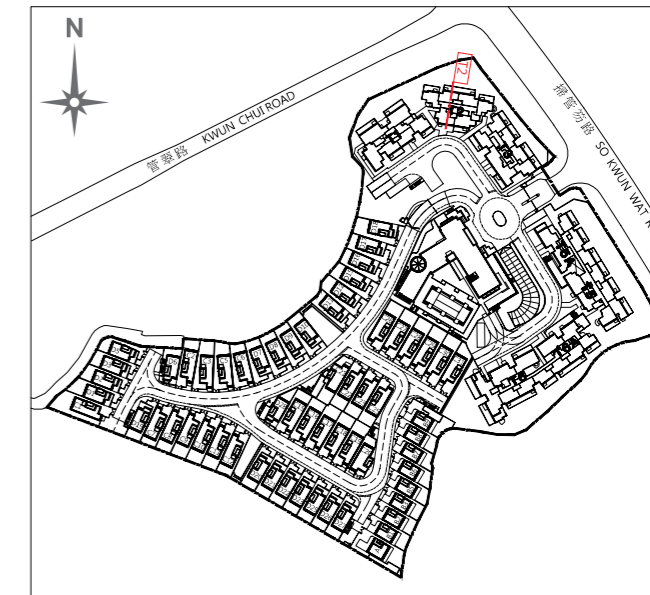
- The part of the Emergency Vehicular Access adjacent to House D28 is 21.50 metres above the Hong Kong Principal Datum.
毗連D28號洋房的一段緊急車輛通道為香港主水平基準以上21.50米。
- Dotted line denotes the lowest residential floor.
虛線為最低住宅樓層水平。

* The levels are based on the survey as carried out by the chartered land surveyor, Patrick Yuen Land Surveyor Co.Ltd. on 31 May 2016.
水平基準根據特許土地測量師，阮步臻土地測量師行有限公司於2016年5月31日進行的測量。

Cross-Section Plan T1
橫截面圖T1Key Plan
索引圖

- The part of the Emergency Vehicular Access adjacent to Tower 1 is 20.45 metres above the Hong Kong Principal Datum.
毗連第1座的一段緊急車輛通道為香港主水平基準以上20.45米。
- The part of Kwun Chui Road adjacent to Tower 1 is 14.19 to 14.52metres above the Hong Kong Principal Datum.
毗連第1座的一段管翠路為香港主水平基準以上14.19至14.52米。
- Dotted line denotes the lowest residential floor.
虛線為最低住宅樓層水平。

* The levels are based on the survey as carried out by the chartered land surveyor, Patrick Yuen Land Surveyor Co.Ltd. on 31 May 2016.
水平基準根據特許土地測量師，阮步臻土地測量師行有限公司於2016年5月31日進行的測量。

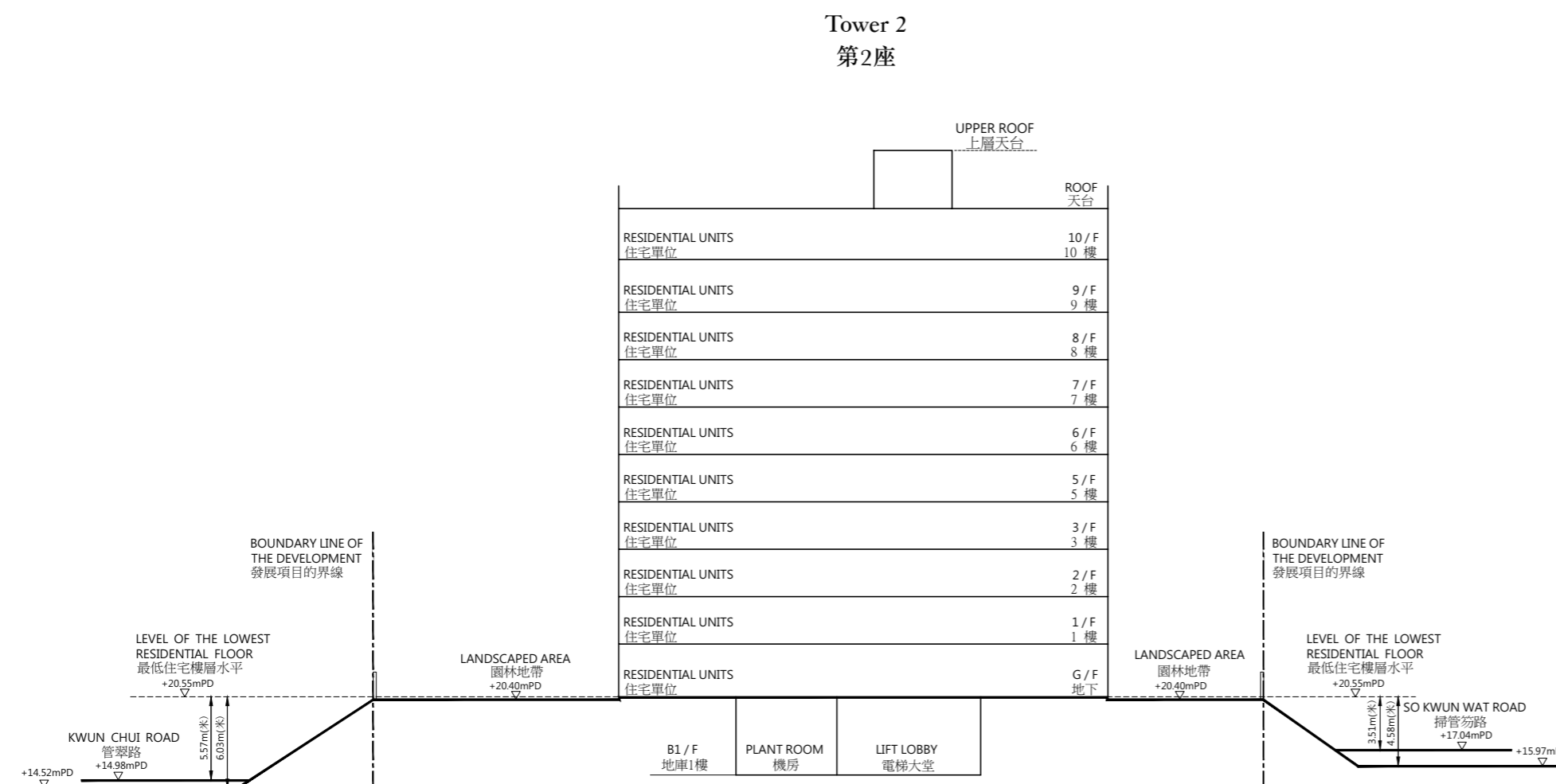
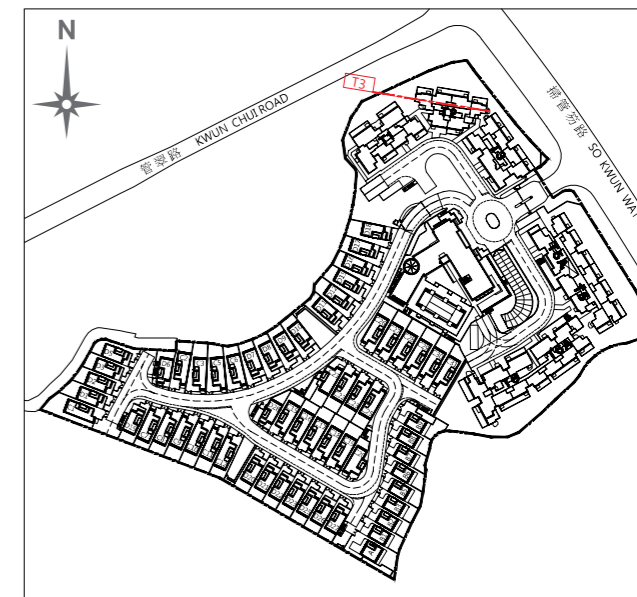
Cross-Section Plan T2
橫截面圖T2Key Plan
索引圖

- The part of the Emergency Vehicular Access adjacent to Tower 2 is 20.45 metres above the Hong Kong Principal Datum.
毗連第2座的一段緊急車輛通道為香港主水平基準以上20.45米。
- The part of Kwun Chui Road adjacent to Tower 2 is 14.75 to 14.98 metres above the Hong Kong Principal Datum.
毗連第2座的一段管翠路為香港主水平基準以上14.75至14.98米。
- Dotted line denotes the lowest residential floor.
虛線為最低住宅樓層水平。

* The levels are based on the survey as carried out by the chartered land surveyor, Patrick Yuen Land Surveyor Co.Ltd. on 31 May 2016.
水平基準根據特許土地測量師，阮步臻土地測量師行有限公司於2016年5月31日進行的測量。

Cross-Section Plan T3
橫截面圖T3

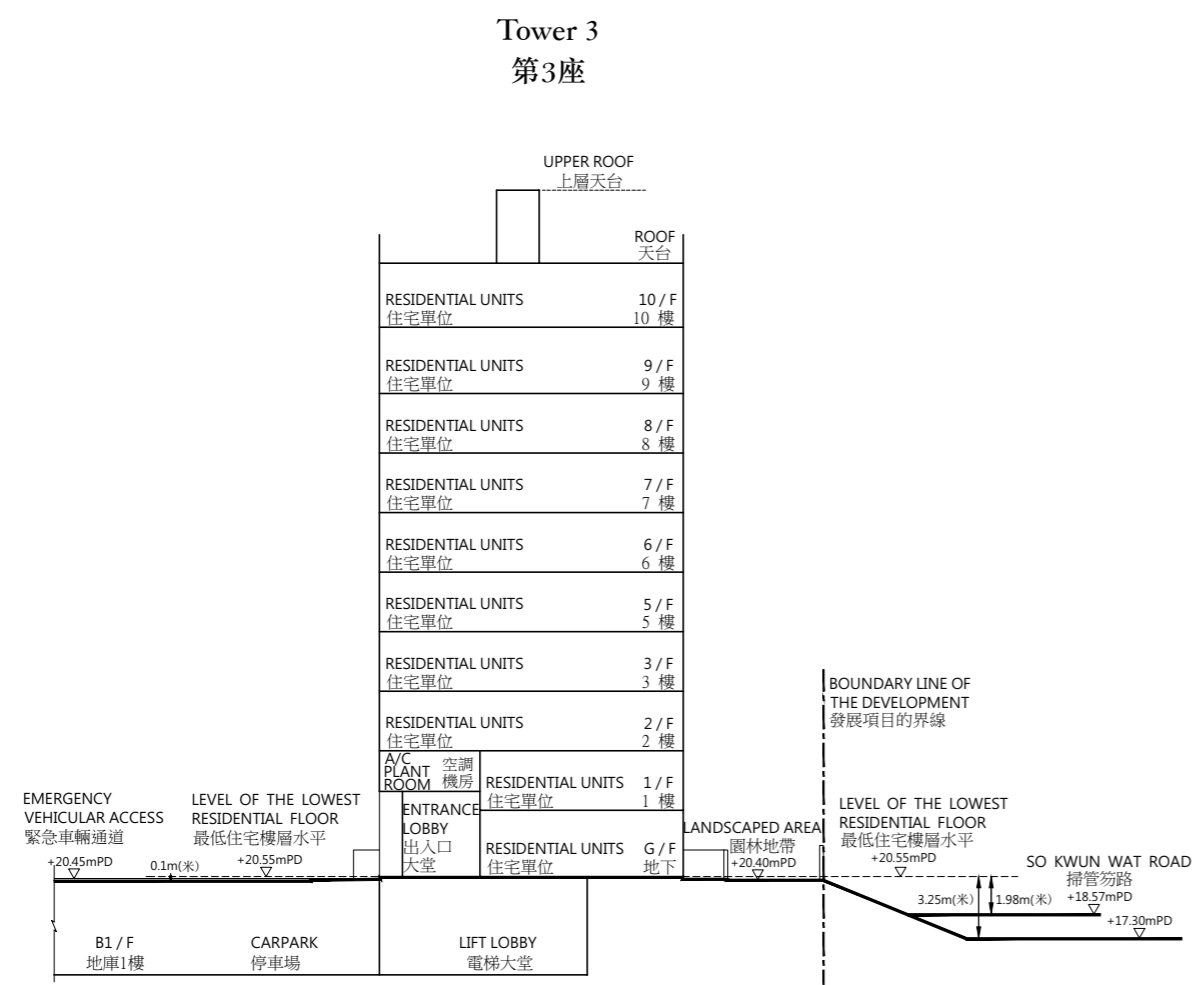
Key Plan
索引圖



- The part of So Kwun Wat Road adjacent to Tower 2 is 15.97 to 17.04 metres above the Hong Kong Principal Datum.
毗連第2座的一段掃管笏路為香港主水平基準以上15.97至17.04米。
- The part of Kwun Chui Road adjacent to Tower 2 is 14.52 to 14.98 metres above the Hong Kong Principal Datum.
毗連第2座的一段管翠路為香港主水平基準以上14.52至14.98米。
- Dotted line denotes the lowest residential floor.
虛線為最低住宅樓層水平。

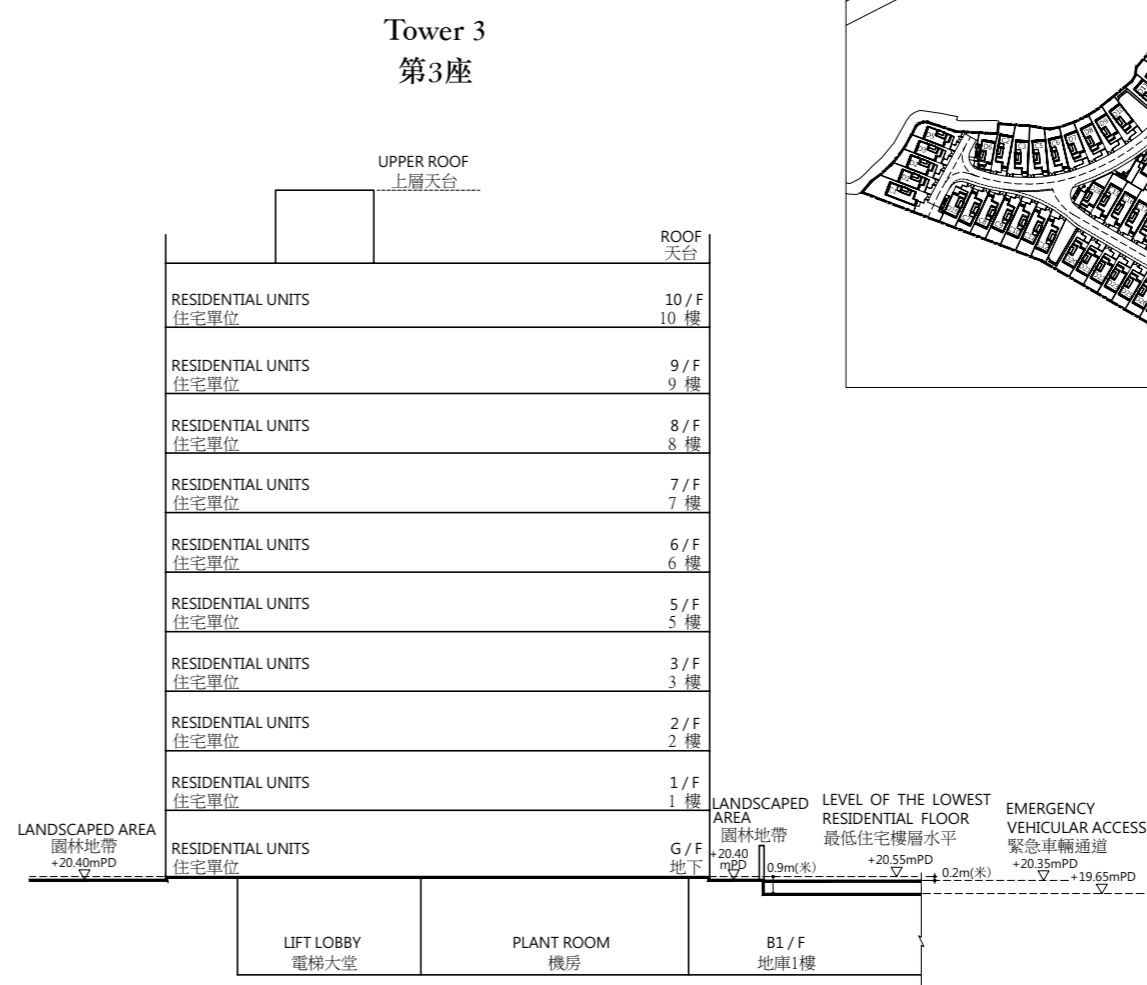
* The levels are based on the survey as carried out by the chartered land surveyor, Patrick Yuen Land Surveyor Co.Ltd. on 31 May 2016.
水平基準根據特許土地測量師，阮步臻土地測量師行有限公司於2016年5月31日進行的測量。

Cross-Section Plan T4
橫截面圖T4



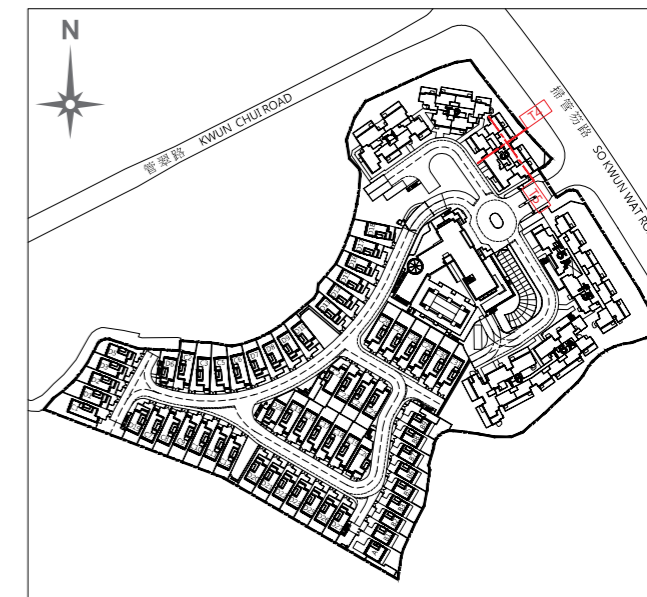
- The part of the Emergency Vehicular Access adjacent to Tower 3 is 20.45 metres above the Hong Kong Principal Datum.
毗連第3座的一段緊急車輛通道為香港主水平基準以上20.45米。
- The part of So Kwun Wat Road adjacent to Tower 3 is 17.30 to 18.57 metres above the Hong Kong Principal Datum.
毗連第3座的一段掃管笏路為香港主水平基準以上17.30至18.57米。
- Dotted line denotes the lowest residential floor.
虛線為最低住宅樓層水平。

Cross-Section Plan T5
橫截面圖T5



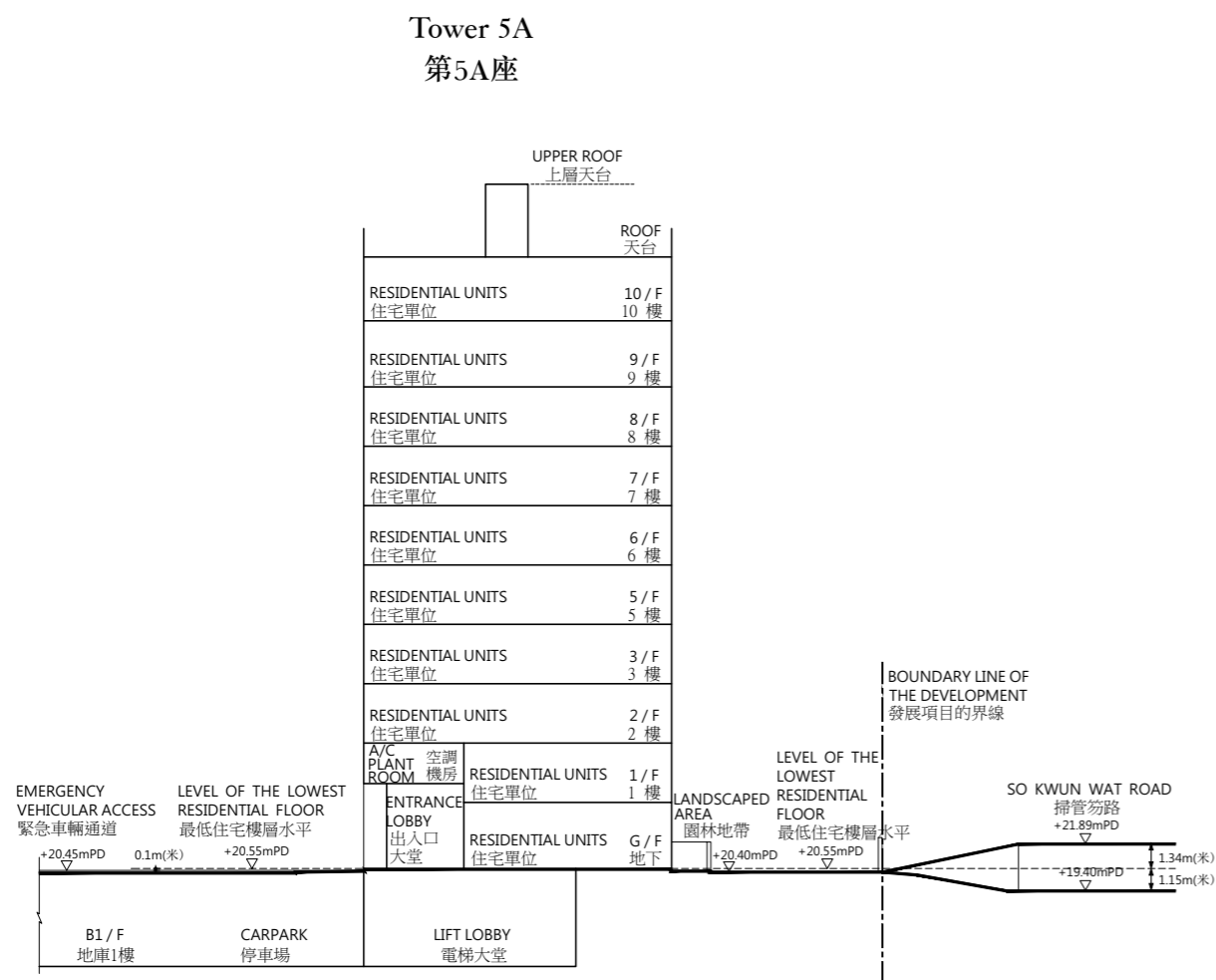
- The part of the Emergency Vehicular Access adjacent to Tower 3 is 19.65 to 20.35 metres above the Hong Kong Principal Datum.
毗連第3座的一段緊急車輛通道為香港主水平基準以上19.65至20.35米。
- Dotted line denotes the lowest residential floor.
虛線為最低住宅樓層水平。

Key Plan
索引圖



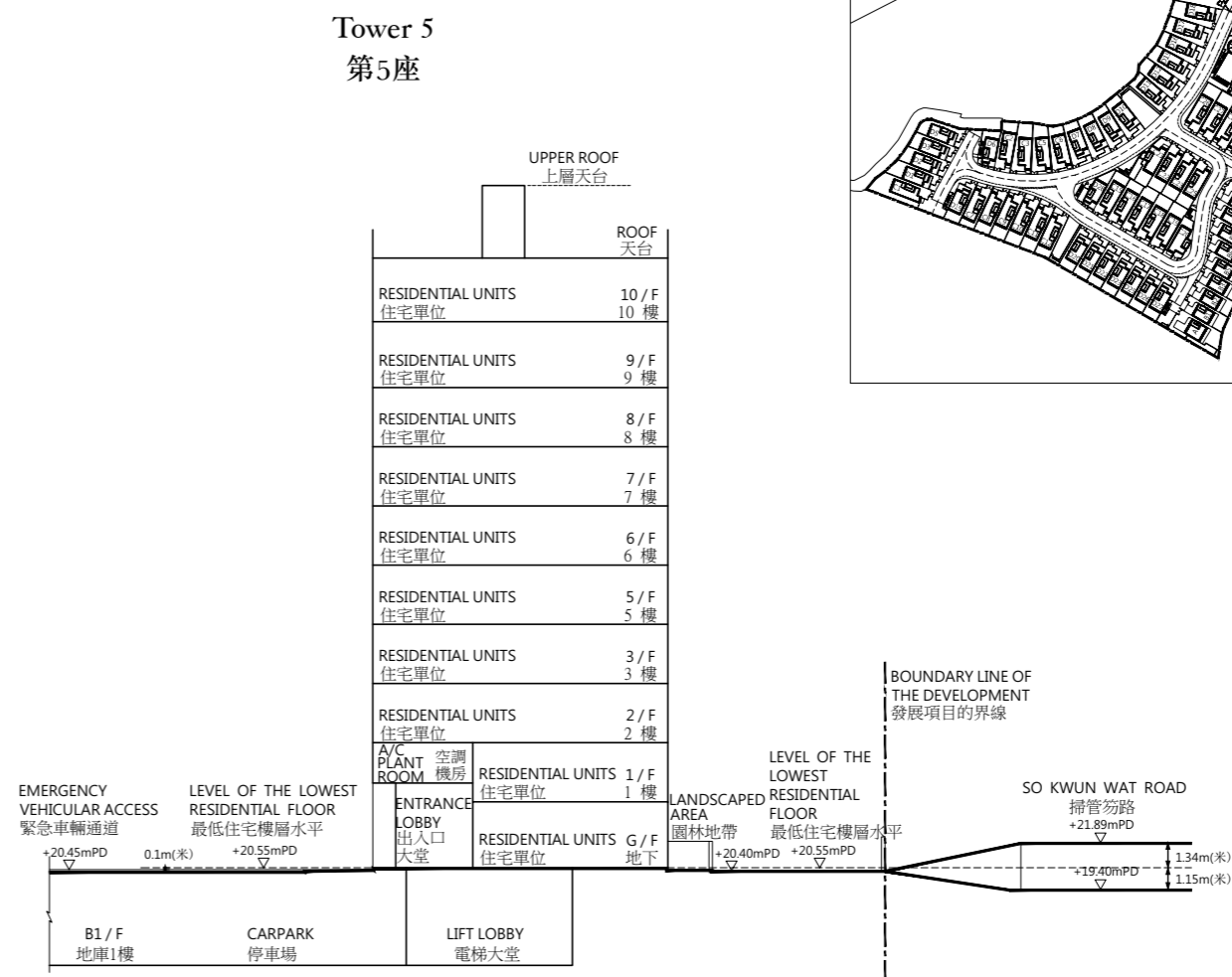
* The levels are based on the survey as carried out by the chartered land surveyor, Patrick Yuen Land Surveyor Co.Ltd. on 31 May 2016.
水平基準根據特許土地測量師，阮步臻土地測量師行有限公司於2016年5月31日進行的測量。

Cross-Section Plan T6
橫截面圖T6



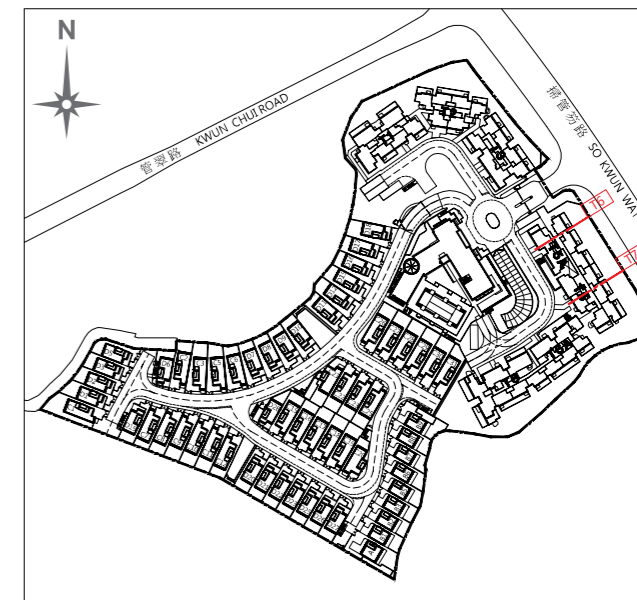
- The part of the Emergency Vehicular Access adjacent to Tower 5A is 20.45 metres above the Hong Kong Principal Datum.
毗連第5A座的一段緊急車輛通道為香港主水平基準以上20.45米。
- The part of So Kwun Wat Road adjacent to Tower 5A is 19.40 to 21.89 metres above the Hong Kong Principal Datum.
毗連第5A座的一段掃管笏路為香港主水平基準以上19.40至21.89米。
- Dotted line denotes the lowest residential floor.
虛線為最低住宅樓層水平。

Cross-Section Plan T7
橫截面圖T7



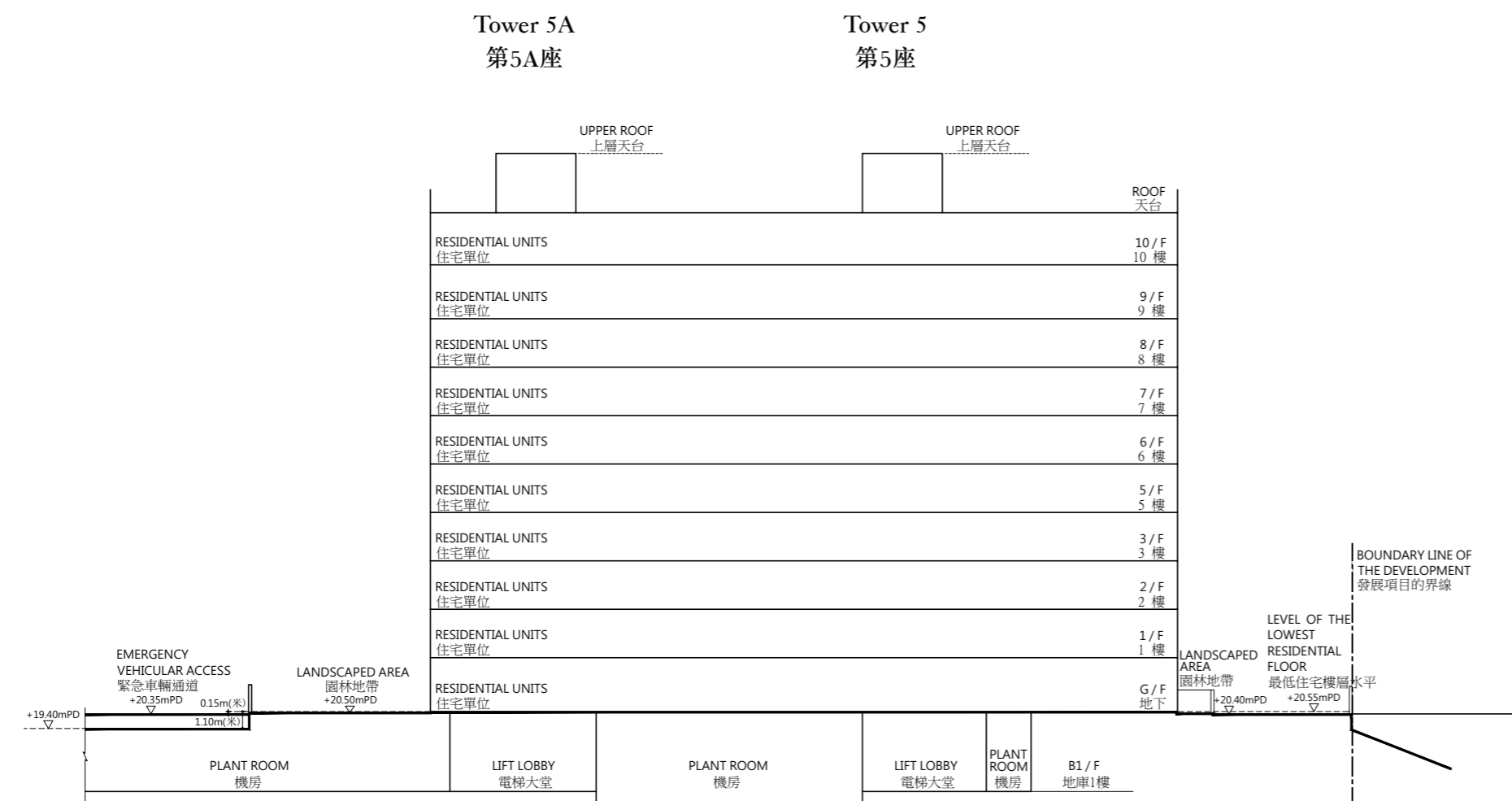
- The part of the Emergency Vehicular Access adjacent to Tower 5 is 20.45 metres above the Hong Kong Principal Datum.
毗連第5座的一段緊急車輛通道為香港主水平基準以上20.45米。
- The part of So Kwun Wat Road adjacent to Tower 5 is 19.40 to 21.89 metres above the Hong Kong Principal Datum.
毗連第5座的一段掃管笏路為香港主水平基準以上19.40至21.89米。
- Dotted line denotes the lowest residential floor.
虛線為最低住宅樓層水平。

Key Plan
索引圖

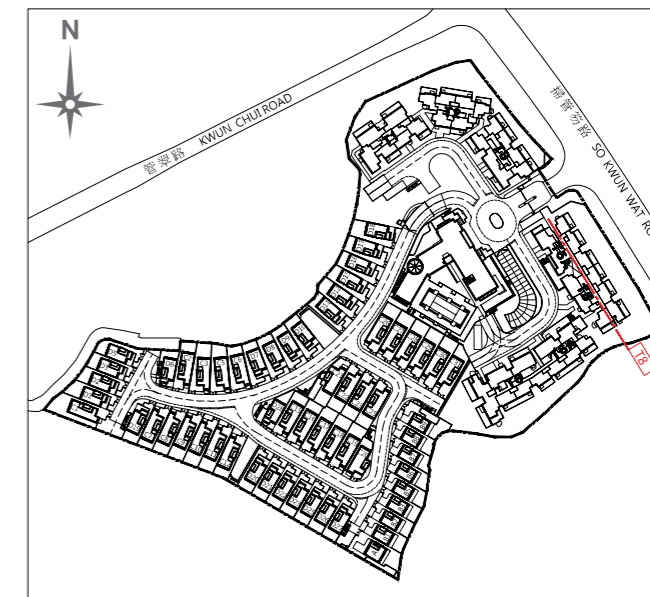


* The levels are based on the survey as carried out by the chartered land surveyor, Patrick Yuen Land Surveyor Co.Ltd. on 31 May 2016.
水平基準根據特許土地測量師，阮步臻土地測量師行有限公司於2016年5月31日進行的測量。

Cross-Section Plan T8
橫截面圖T8



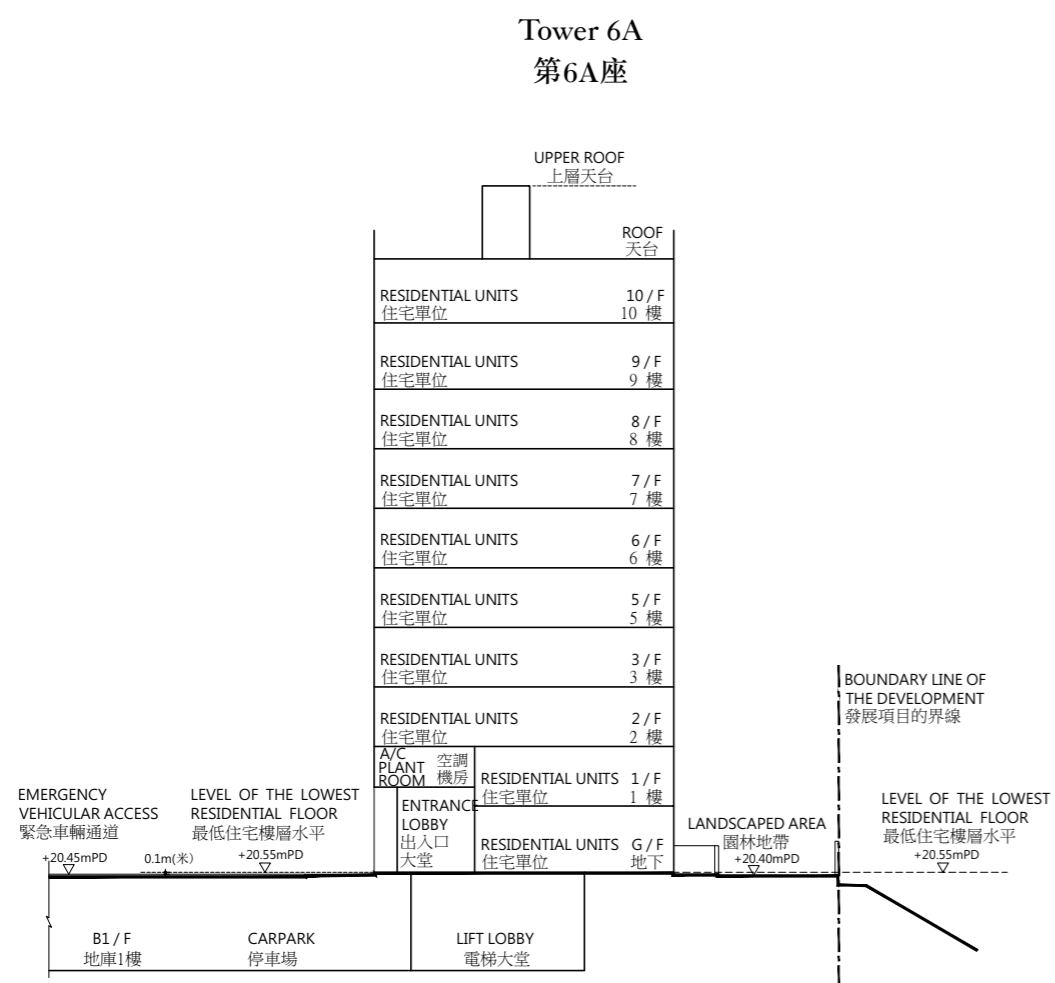
Key Plan
索引圖



- The part of the Emergency Vehicular Access adjacent to Tower 5A and Tower 5 is 19.40 to 20.35 metres above the Hong Kong Principal Datum.
毗連第5A座及第5座的一段緊急車輛通道為香港主水平基準以上19.40至20.35米。
- Dotted line denotes the lowest residential floor.
虛線為最低住宅樓層水平。

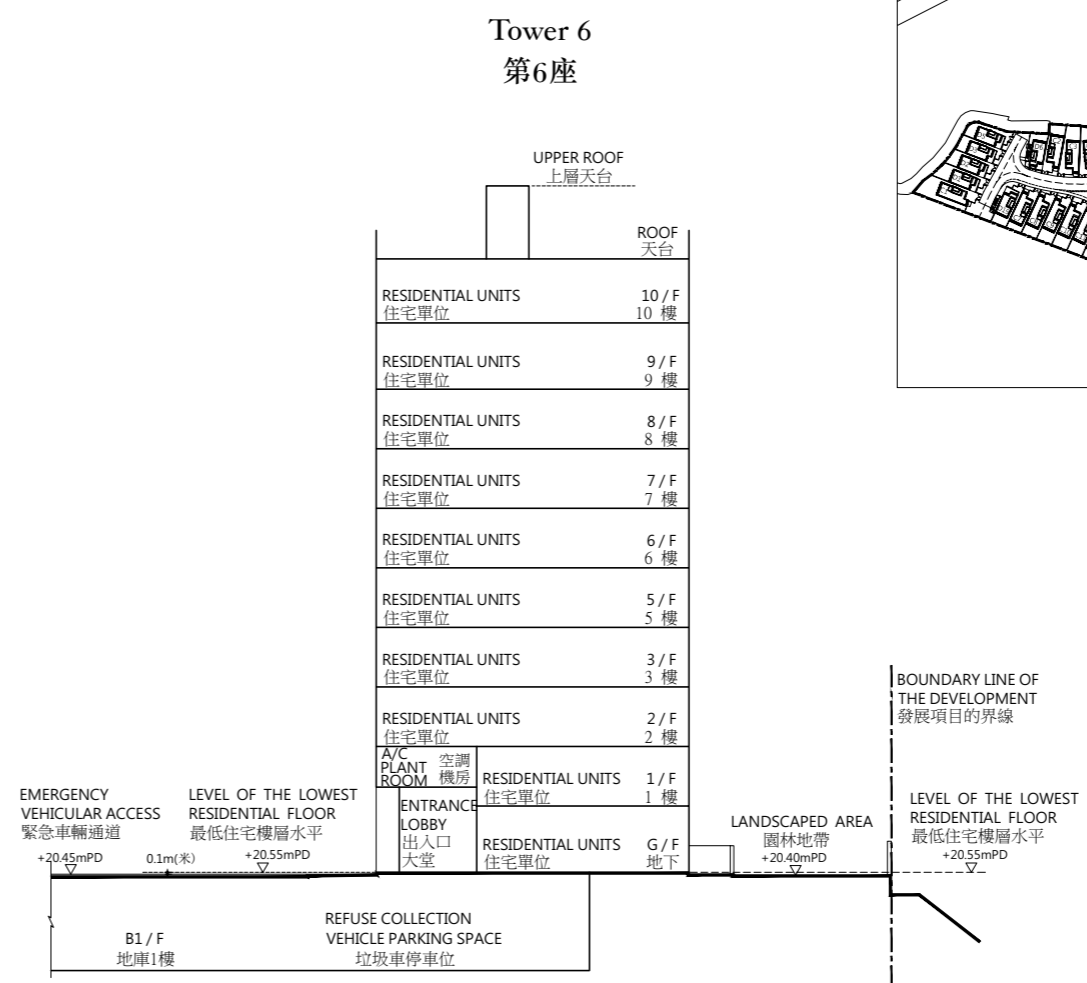
* The levels are based on the survey as carried out by the chartered land surveyor, Patrick Yuen Land Surveyor Co.Ltd. on 31 May 2016.
水平基準根據特許土地測量師，阮步臻土地測量師行有限公司於2016年5月31日進行的測量。

Cross-Section Plan T9
橫截面圖T9



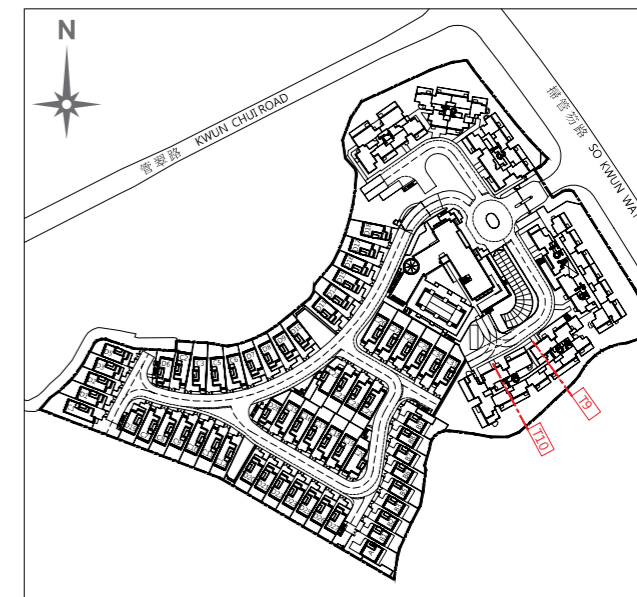
- The part of the Emergency Vehicular Access adjacent to Tower 6A is 20.45 metres above the Hong Kong Principal Datum.
毗連第6A座的一段緊急車輛通道為香港主水平基準以上20.45米。
- Dotted line denotes the lowest residential floor.
虛線為最低住宅樓層水平。

Cross-Section Plan T10
橫截面圖T10



- The part of the Emergency Vehicular Access adjacent to Tower 6 is 20.45 metres above the Hong Kong Principal Datum.
毗連第6座的一段緊急車輛通道為香港主水平基準以上20.45米。
- Dotted line denotes the lowest residential floor.
虛線為最低住宅樓層水平。

Key Plan
索引圖



* The levels are based on the survey as carried out by the chartered land surveyor, Patrick Yuen Land Surveyor Co.Ltd. on 31 May 2016.
水平基準根據特許土地測量師，阮步臻土地測量師行有限公司於2016年5月31日進行的測量。

The Authorized Person for the Development has certified that the elevations shown on these plans:

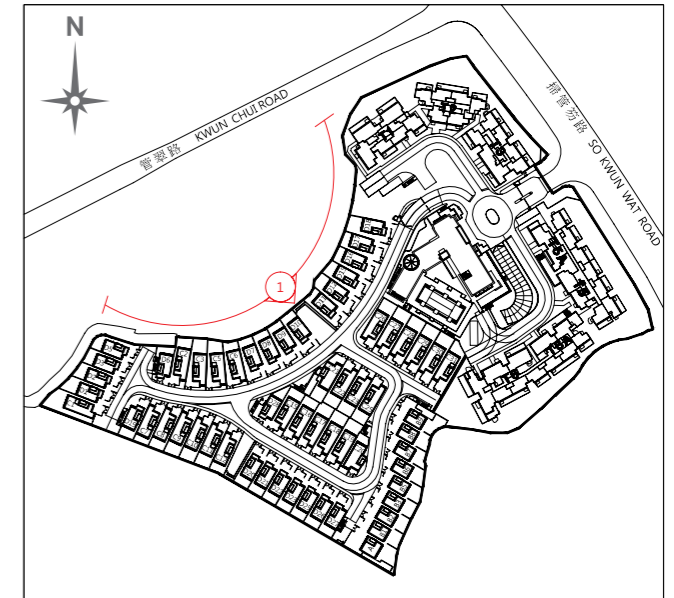
- (1) are prepared on the basis of the approved building plans for the Development as of 28 December 2016; and
- (2) are in general accordance with the outward appearance of the Development.

發展項目的認可人士證明此等立面圖所顯示的立面：

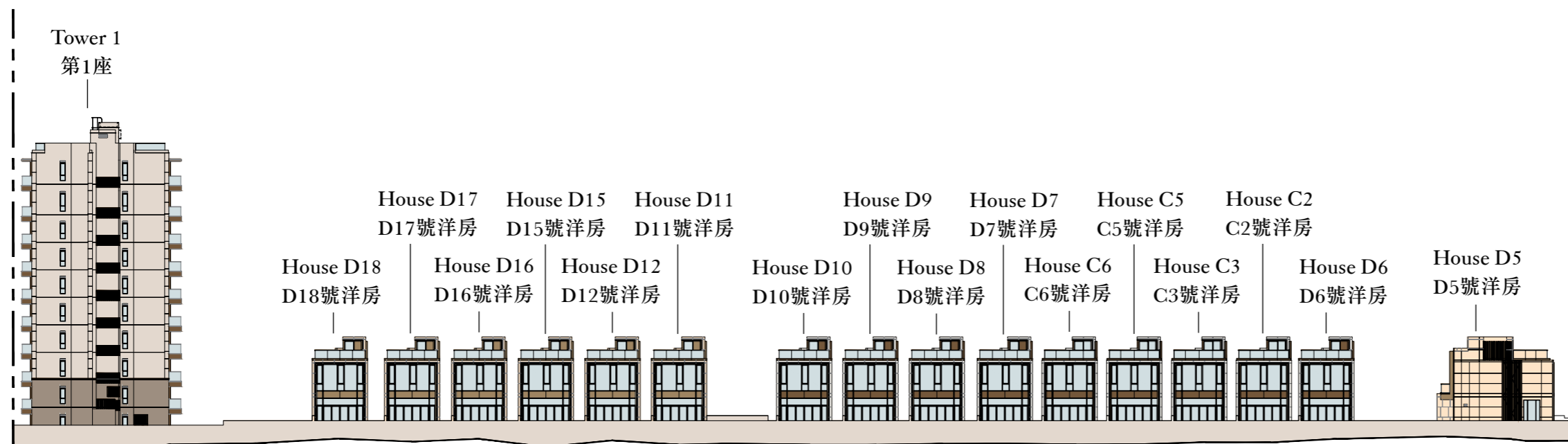
- (1) 以2016年12月28日的情況為準的發展項目的經批准的建築圖則為基礎擬備；及
- (2) 大致上與發展項目的外觀一致。

Elevation Plan 1 立面圖 1

Key Plan 索引圖



Boundary of the Development
發展項目的界線



Boundary of the Development
發展項目的界線

The Authorized Person for the Development has certified that the elevations shown on these plans:

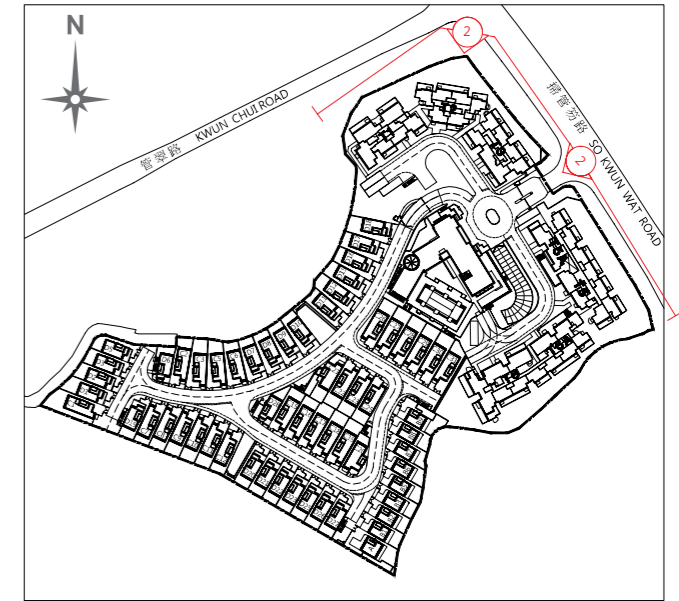
- (1) are prepared on the basis of the approved building plans for the Development as of 28 December 2016; and
- (2) are in general accordance with the outward appearance of the Development.

發展項目的認可人士證明此等立面圖所顯示的立面：

- (1) 以2016年12月28日的情況為準的發展項目的經批准的建築圖則為基礎擬備；及
- (2) 大致上與發展項目的外觀一致。

Elevation Plan 2 立面圖 2

Key Plan 索引圖



Boundary of the Development
發展項目的界線



Boundary of the Development
發展項目的界線

The Authorized Person for the Development has certified that the elevations shown on these plans:

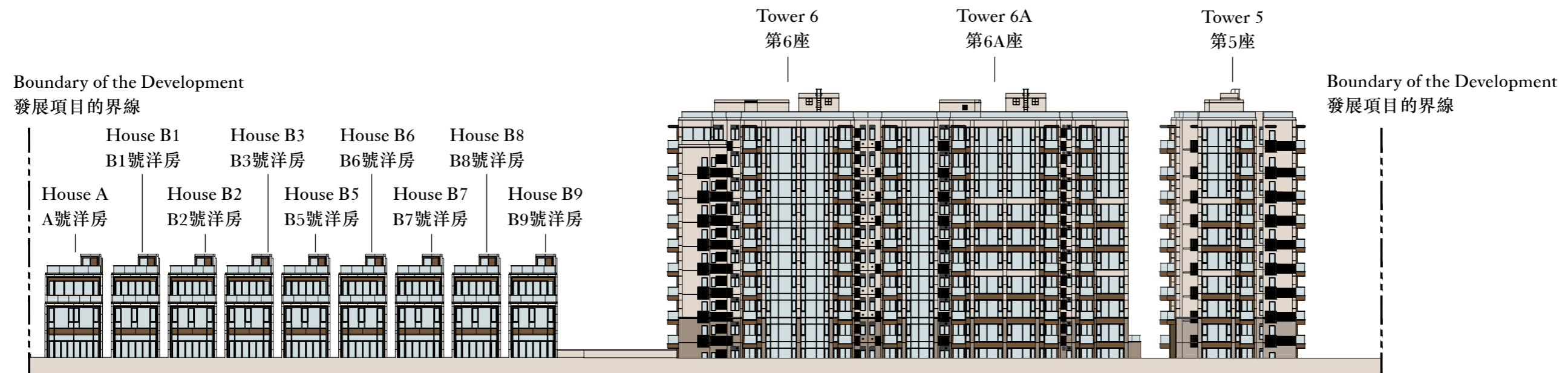
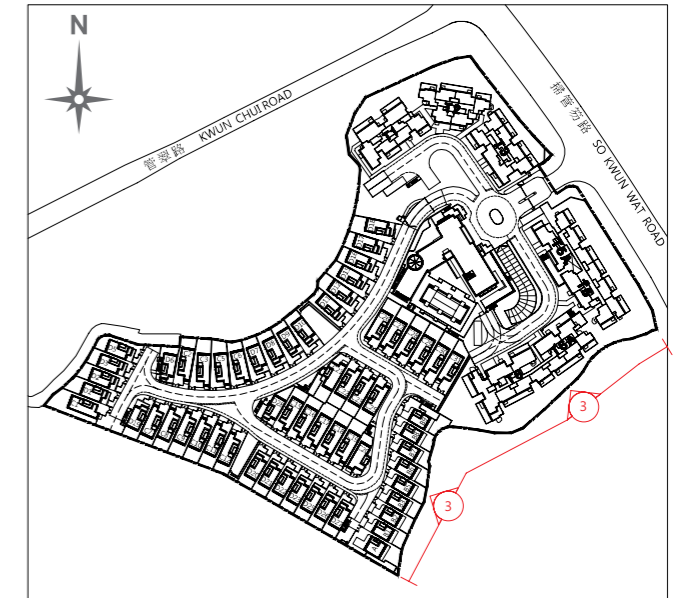
- (1) are prepared on the basis of the approved building plans for the Development as of 28 December 2016; and
- (2) are in general accordance with the outward appearance of the Development.

發展項目的認可人士證明此等立面圖所顯示的立面：

- (1) 以2016年12月28日的情況為準的發展項目的經批准的建築圖則為基礎擬備；及
- (2) 大致上與發展項目的外觀一致。

Elevation Plan 3 立面圖 3

Key Plan 索引圖



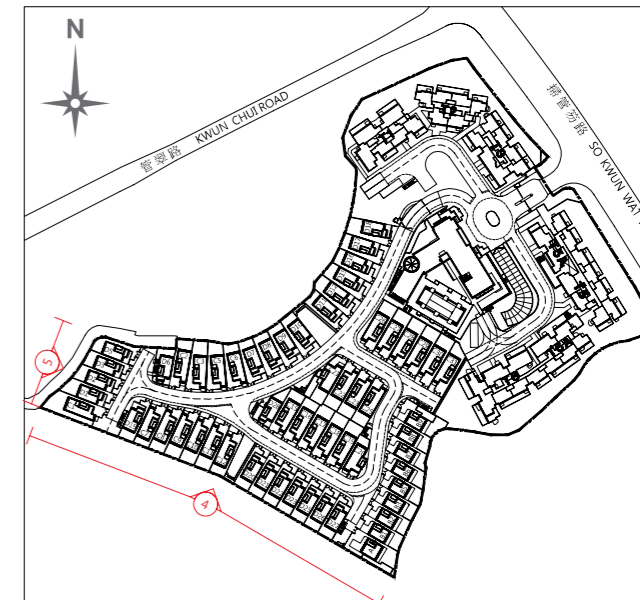
The Authorized Person for the Development has certified that the elevations shown on these plans:

- (1) are prepared on the basis of the approved building plans for the Development as of 28 December 2016; and
- (2) are in general accordance with the outward appearance of the Development.

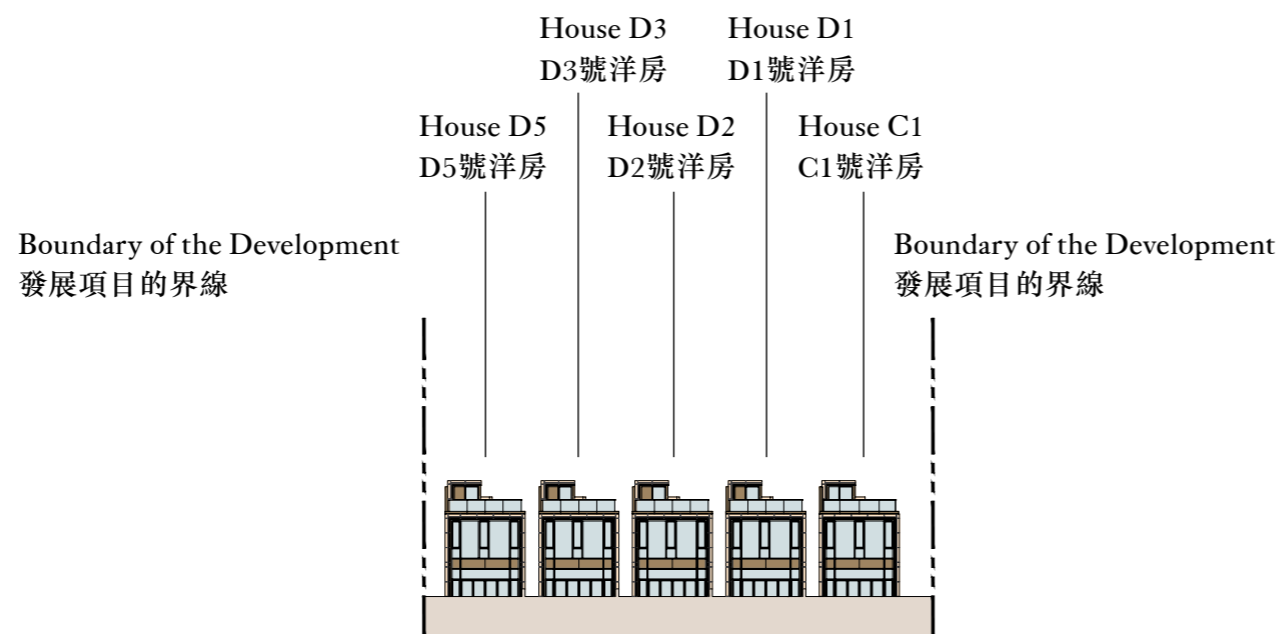
發展項目的認可人士證明此等立面圖所顯示的立面：

- (1) 以2016年12月28日的情況為準的發展項目的經批准的建築圖則為基礎擬備；及
- (2) 大致上與發展項目的外觀一致。

Key Plan
索引圖

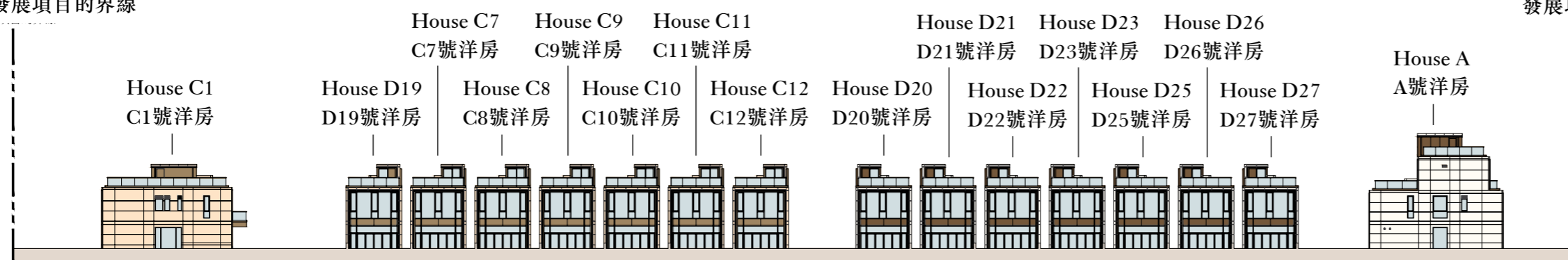


Elevation Plan 5
立面圖 5

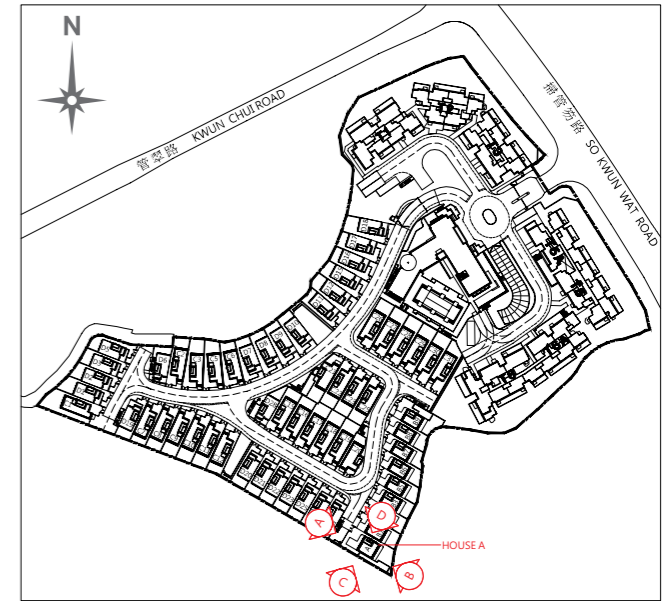


Elevation Plan 4
立面圖 4

Boundary of the Development
發展項目的界線



Boundary of the Development
發展項目的界線

Key Plan
索引圖

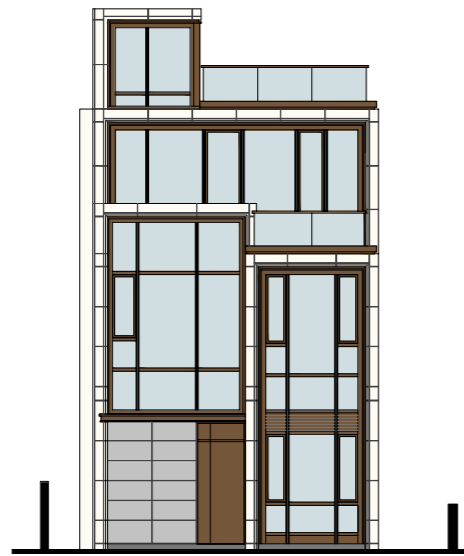
The Authorized Person for the Development has certified that the elevations shown on these plans:

- (1) are prepared on the basis of the approved building plans for the Development as of 28 December 2016; and
- (2) are in general accordance with the outward appearance of the Development.

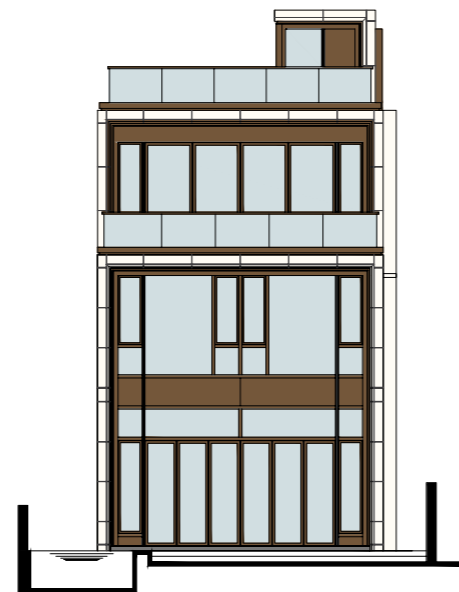
發展項目的認可人士證明此等立面圖所顯示的立面：

- (1) 以2016年12月28日的情況為準的發展項目的經批准的建築圖則為基礎擬備；及
- (2) 大致上與發展項目的外觀一致。

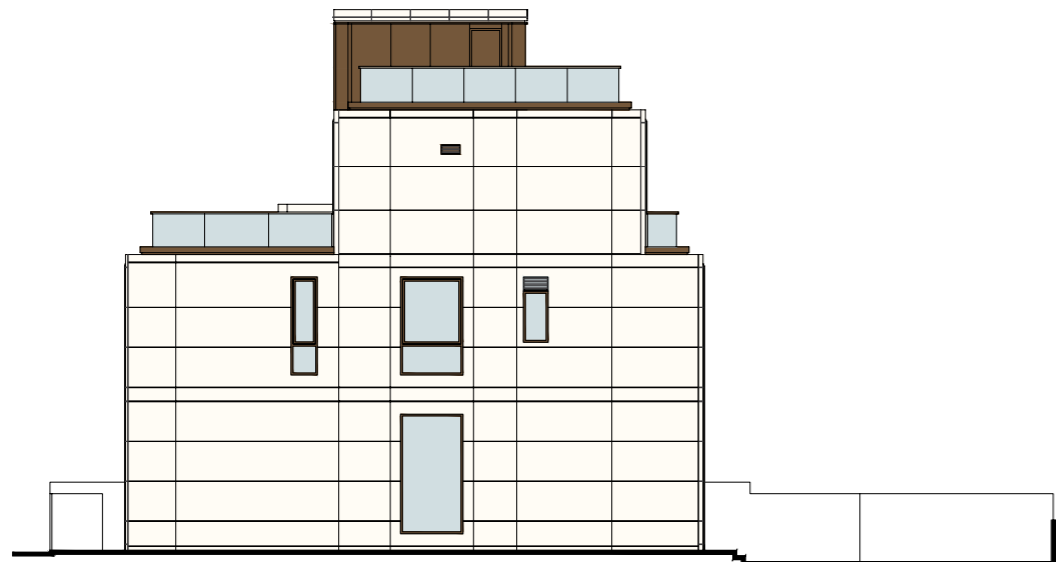
Elevation A (For House A)
立面圖A (適用於A號洋房)



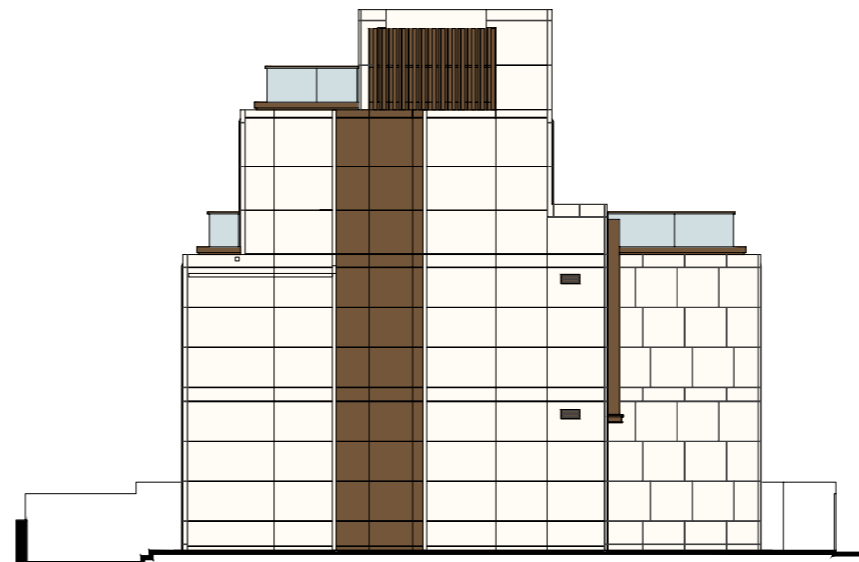
Elevation B (For House A)
立面圖B (適用於A號洋房)



Elevation C (For House A)
立面圖C (適用於A號洋房)



Elevation D (For House A)
立面圖D (適用於A號洋房)



The Authorized Person for the Development has certified that the elevations shown on these plans:

- (1) are prepared on the basis of the approved building plans for the Development as of 28 December 2016; and
- (2) are in general accordance with the outward appearance of the Development.

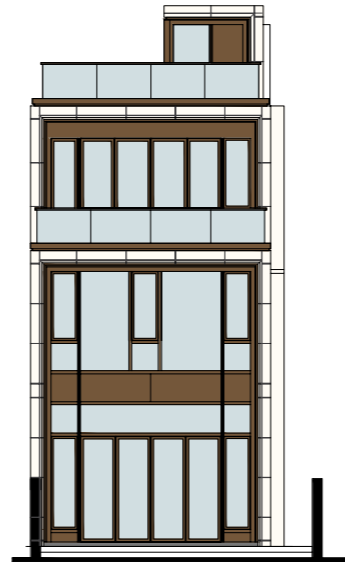
發展項目的認可人士證明此等立面圖所顯示的立面：

- (1) 以2016年12月28日的情況為準的發展項目的經批准的建築圖則為基礎擬備；及
- (2) 大致上與發展項目的外觀一致。

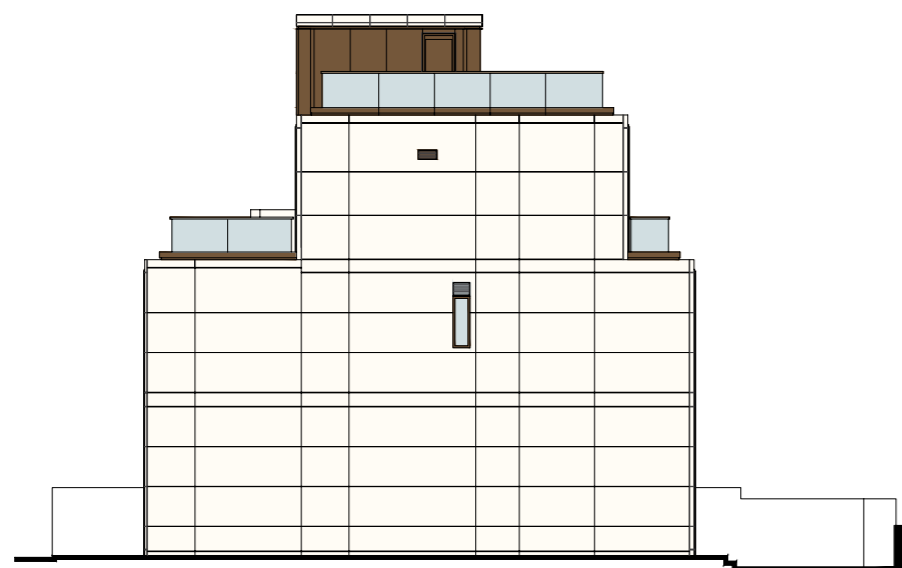
Elevation A (For House B1 to House B9)
立面圖A (適用於B1號洋房至B9號洋房)



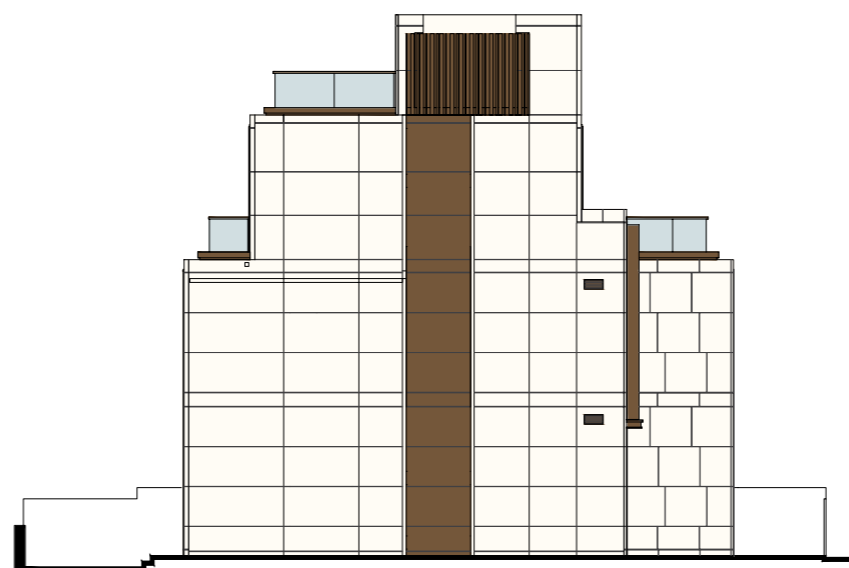
Elevation B (For House B1 to House B9)
立面圖B (適用於B1號洋房至B9號洋房)



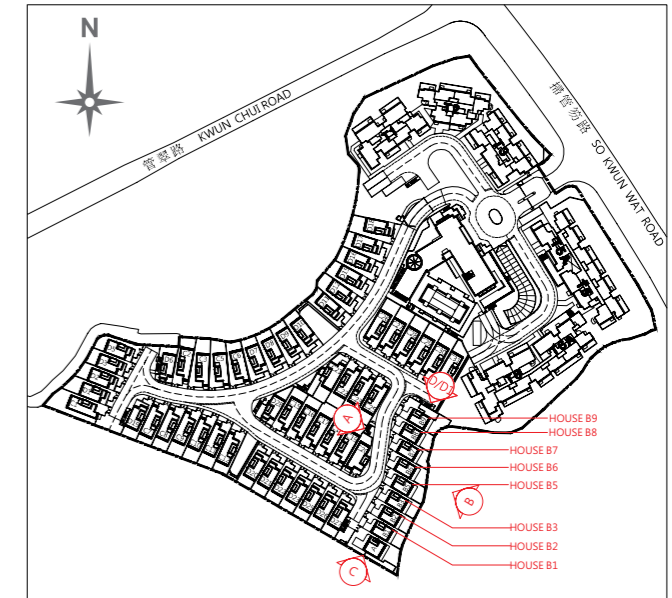
Elevation C (For House B1 to House B9)
立面圖C (適用於B1號洋房至B9號洋房)



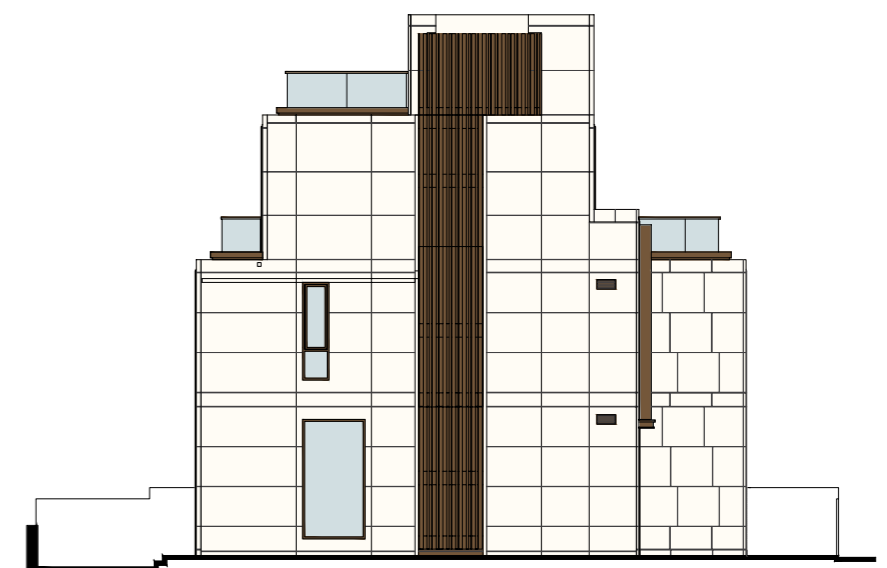
Elevation D (For House B1 to House B8)
立面圖D (適用於B1號洋房至B8號洋房)

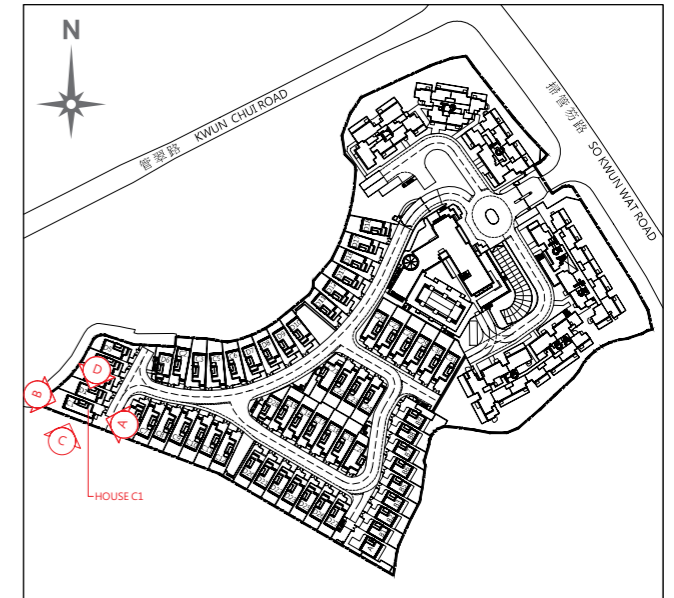


Key Plan
索引圖



Elevation D1 (For House B9)
立面圖D1 (適用於B9號號洋房)



Key Plan
索引圖

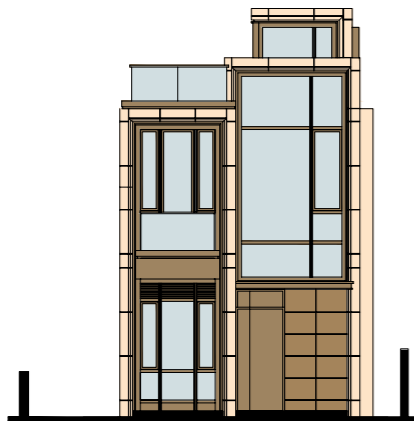
The Authorized Person for the Development has certified that the elevations shown on these plans:

- (1) are prepared on the basis of the approved building plans for the Development as of 28 December 2016; and
- (2) are in general accordance with the outward appearance of the Development.

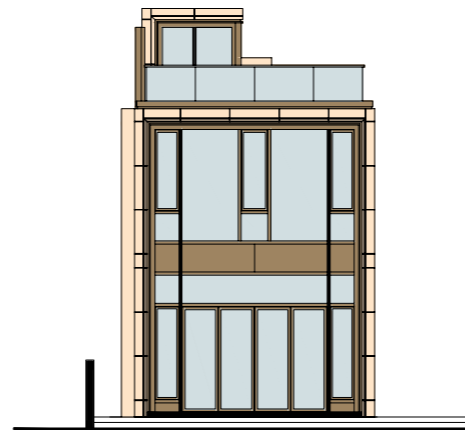
發展項目的認可人士證明此等立面圖所顯示的立面：

- (1) 以2016年12月28日的情況為準的發展項目的經批准的建築圖則為基礎擬備；及
- (2) 大致上與發展項目的外觀一致。

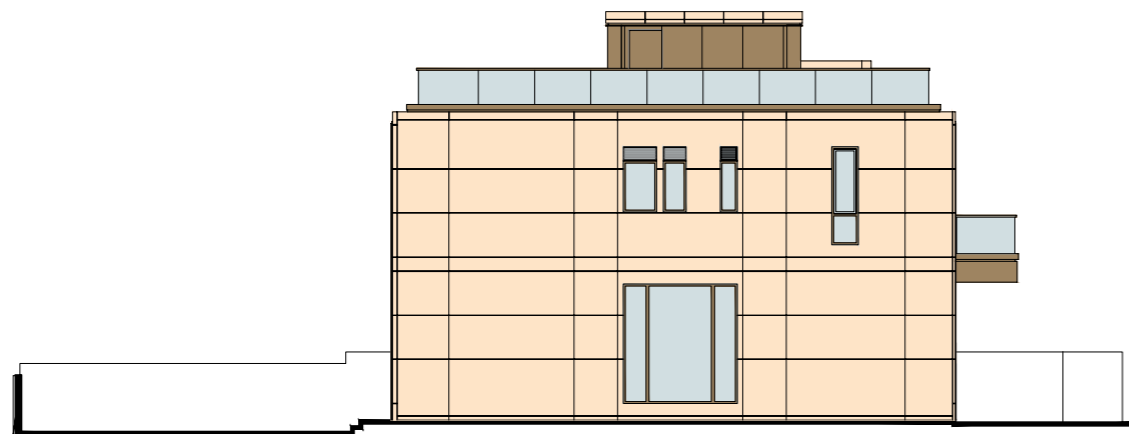
Elevation A (For House C1)
立面圖A (適用於C1號洋房)



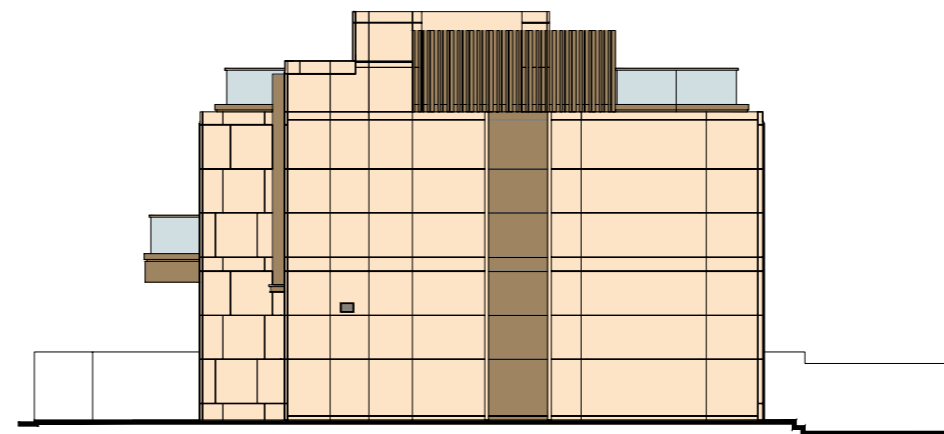
Elevation B (For House C1)
立面圖B (適用於C1號洋房)



Elevation C (For House C1)
立面圖C (適用於C1號洋房)



Elevation D (For House C1)
立面圖D (適用於C1號洋房)



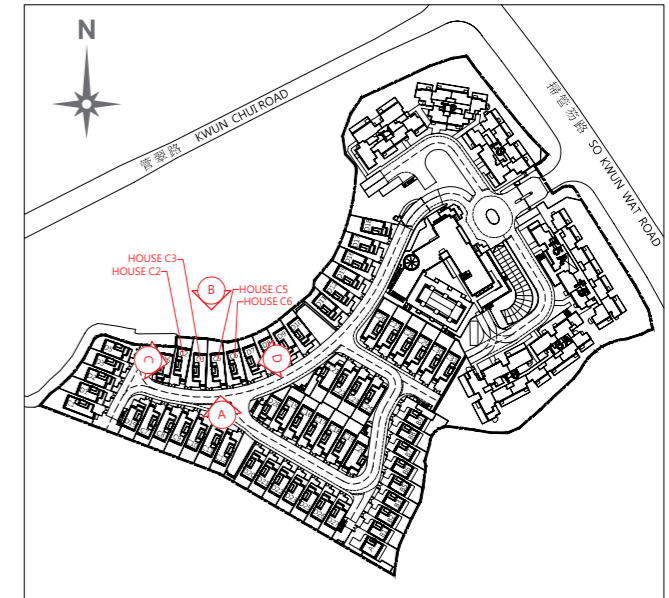
The Authorized Person for the Development has certified that the elevations shown on these plans:

- (1) are prepared on the basis of the approved building plans for the Development as of 28 December 2016; and
- (2) are in general accordance with the outward appearance of the Development.

發展項目的認可人士證明此等立面圖所顯示的立面：

- (1) 以2016年12月28日的情況為準的發展項目的經批准的建築圖則為基礎擬備；及
- (2) 大致上與發展項目的外觀一致。

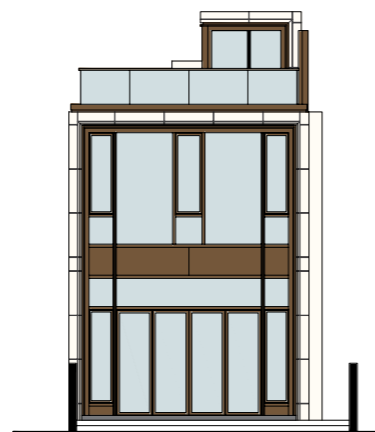
Key Plan
索引圖



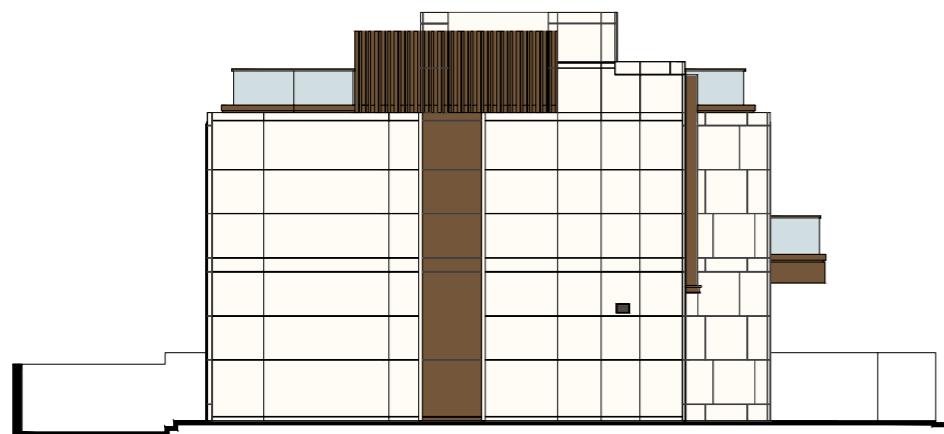
Elevation A (For House C2 to House C6)
立面圖A (適用於C2號洋房至C6號洋房)



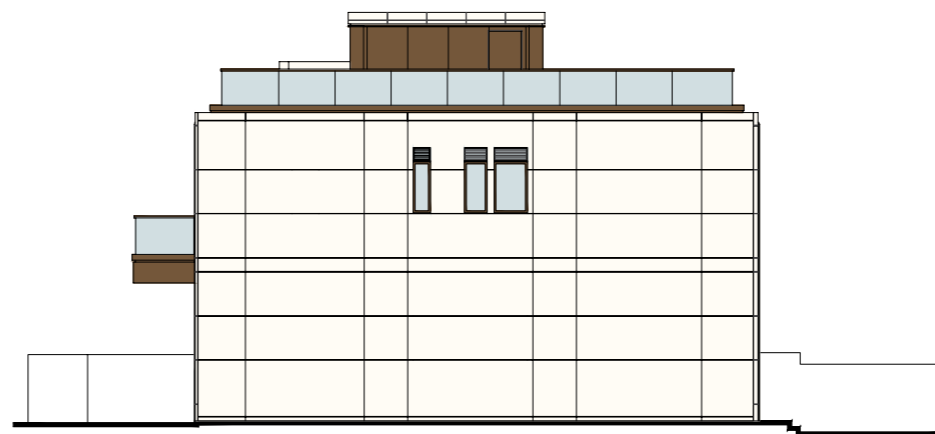
Elevation B (For House C2 to House C6)
立面圖B (適用於C2號洋房至C6號洋房)



Elevation C (For House C2 to House C6)
立面圖C (適用於C2號洋房至C6號洋房)



Elevation D (For House C2 to House C6)
立面圖D (適用於C2號洋房至C6號洋房)



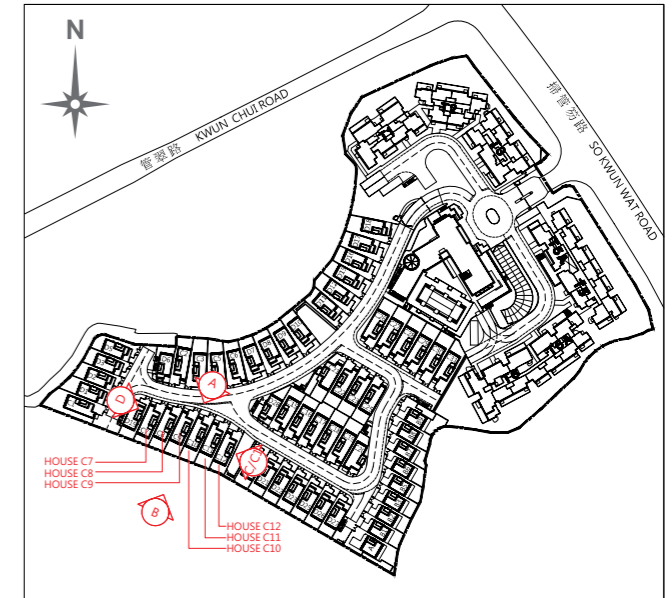
The Authorized Person for the Development has certified that the elevations shown on these plans:

- (1) are prepared on the basis of the approved building plans for the Development as of 28 December 2016; and
- (2) are in general accordance with the outward appearance of the Development.

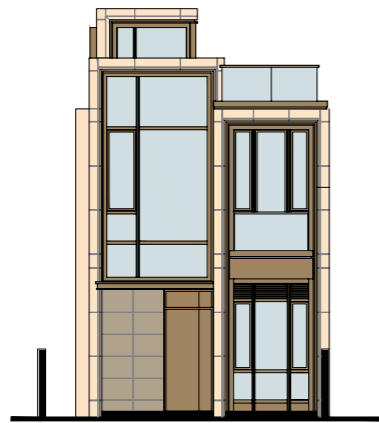
發展項目的認可人士證明此等立面圖所顯示的立面：

- (1) 以2016年12月28日的情況為準的發展項目的經批准的建築圖則為基礎擬備；及
- (2) 大致上與發展項目的外觀一致。

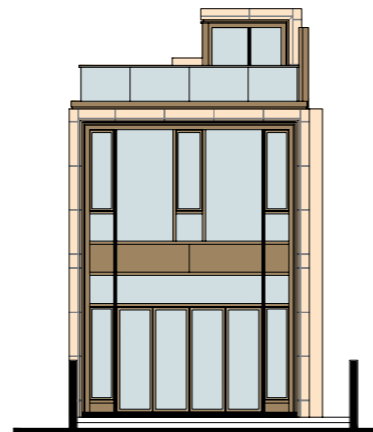
Key Plan
索引圖



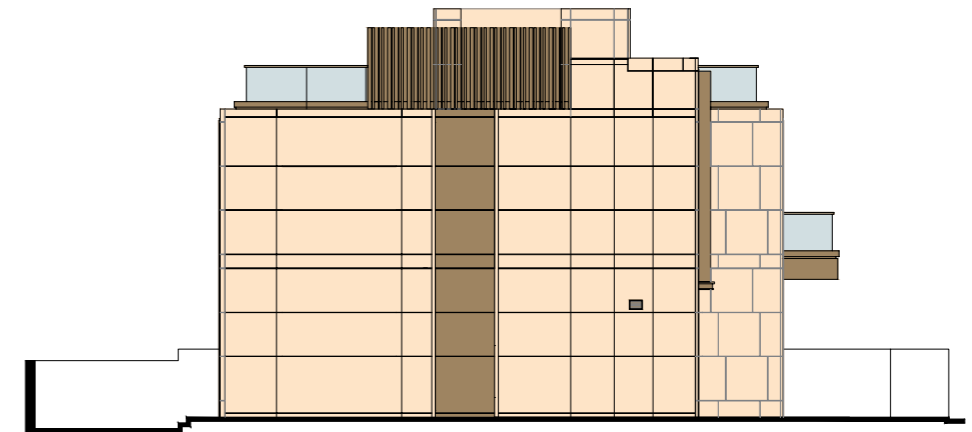
Elevation A (For House C7 to House C12)
立面圖A (適用於C7號洋房至C12號洋房)



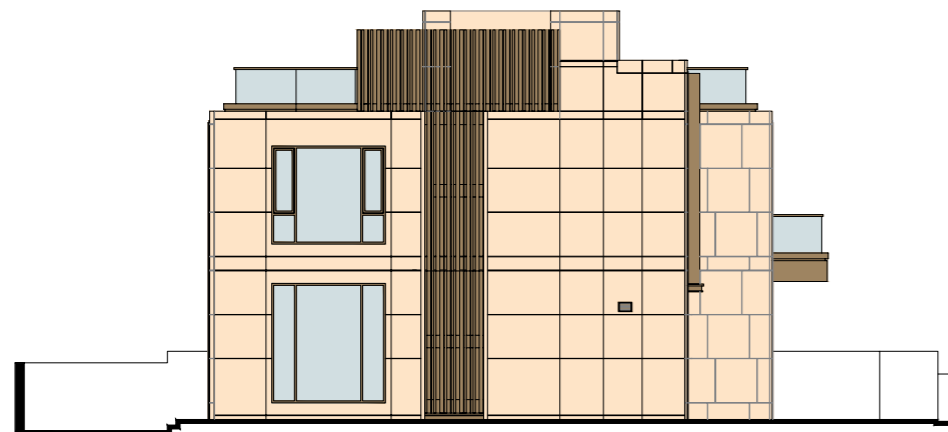
Elevation B (For House C7 to House C12)
立面圖B (適用於C7號洋房至C12號洋房)



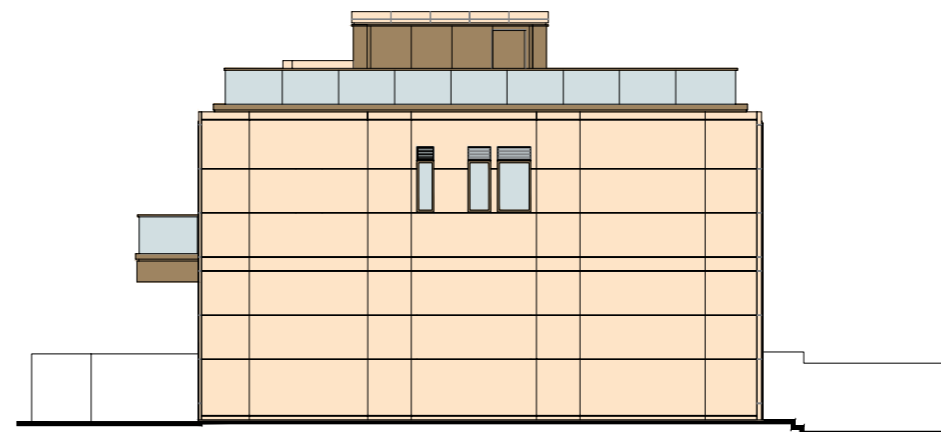
Elevation C (For House C7 to House C11)
立面圖C (適用於C7號洋房至C11號洋房)



Elevation C1 (For House C12)
立面圖C1 (適用於C12號洋房)



Elevation D (For House C7 to House C12)
立面圖D (適用於C7號洋房至C12號洋房)



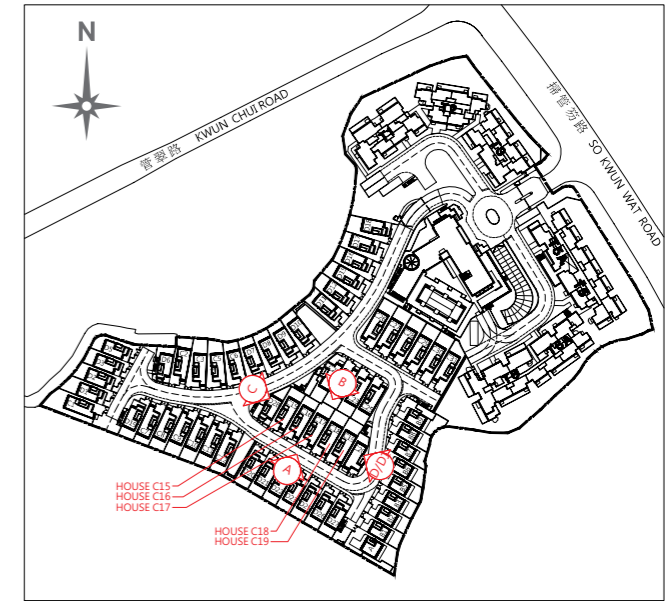
The Authorized Person for the Development has certified that the elevations shown on these plans:

- (1) are prepared on the basis of the approved building plans for the Development as of 28 December 2016; and
- (2) are in general accordance with the outward appearance of the Development.

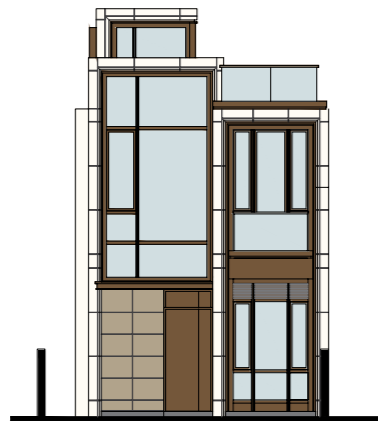
發展項目的認可人士證明此等立面圖所顯示的立面：

- (1) 以2016年12月28日的情況為準的發展項目的經批准的建築圖則為基礎擬備；及
- (2) 大致上與發展項目的外觀一致。

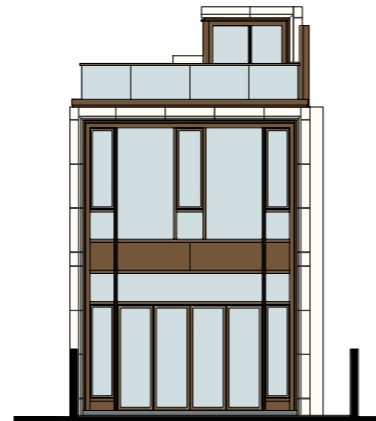
Key Plan
索引圖



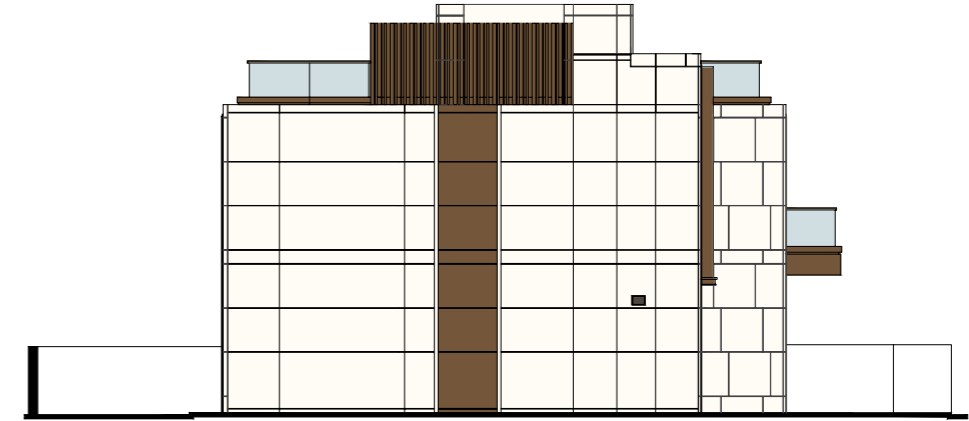
Elevation A (For House C15 to House C19)
立面圖A (適用於C15洋房至C19洋房)



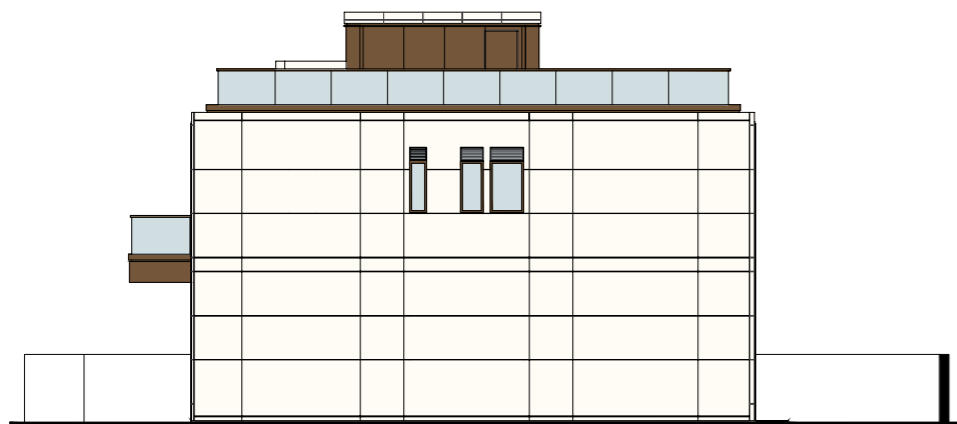
Elevation B (For House C15 to House C19)
立面圖B (適用於C15號洋房至C19號洋房)



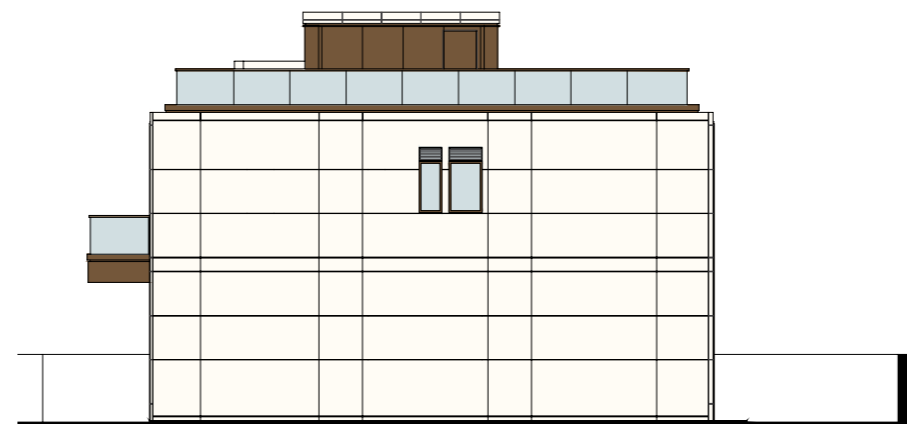
Elevation C (For House C15 to House C19)
立面圖C (適用於C15號洋房至C19號洋房)

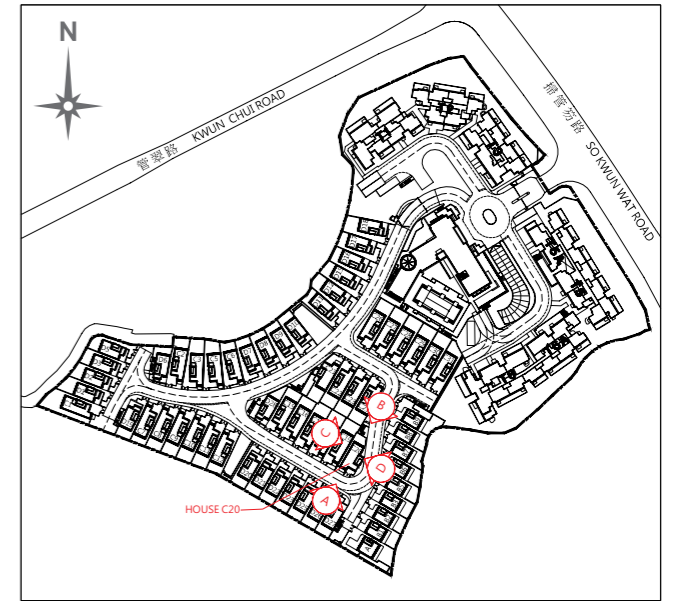


Elevation D (For House C15 to House C18)
立面圖D (適用於C15號洋房至C18號洋房)



Elevation D1 (For House C19)
立面圖D1 (適用於C19號洋房)



Key Plan
索引圖

The Authorized Person for the Development has certified that the elevations shown on these plans:

- (1) are prepared on the basis of the approved building plans for the Development as of 28 December 2016; and
- (2) are in general accordance with the outward appearance of the Development.

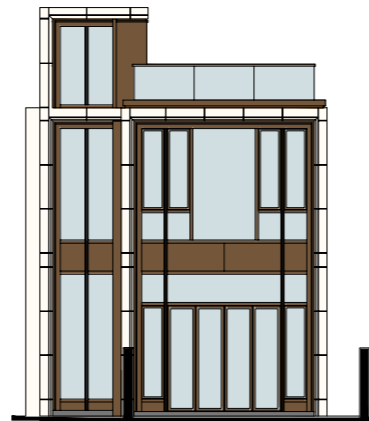
發展項目的認可人士證明此等立面圖所顯示的立面：

- (1) 以2016年12月28日的情況為準的發展項目的經批准的建築圖則為基礎擬備；及
- (2) 大致上與發展項目的外觀一致。

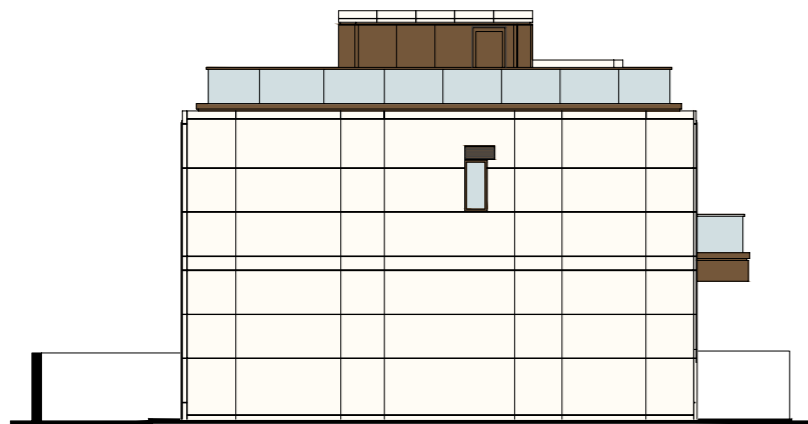
Elevation A (For House C20)
立面圖A (適用於C20號洋房)



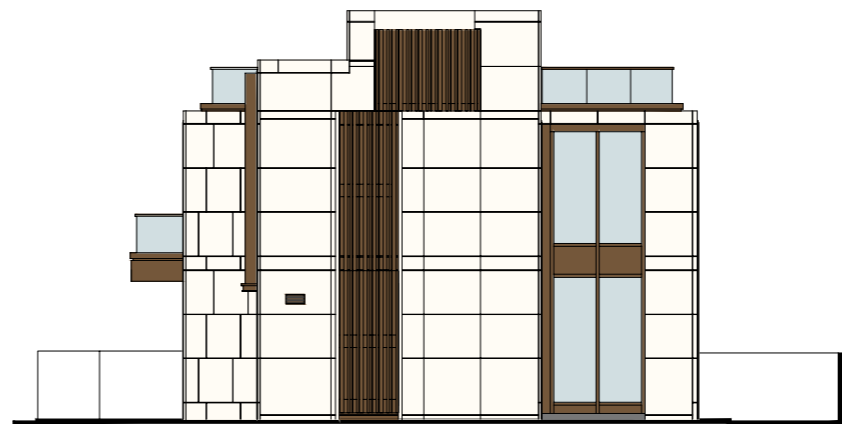
Elevation B (For House C20)
立面圖B (適用於C20號洋房)



Elevation C (For House C20)
立面圖C (適用於C20號洋房)



Elevation D (For House C20)
立面圖D (適用於C20號洋房)



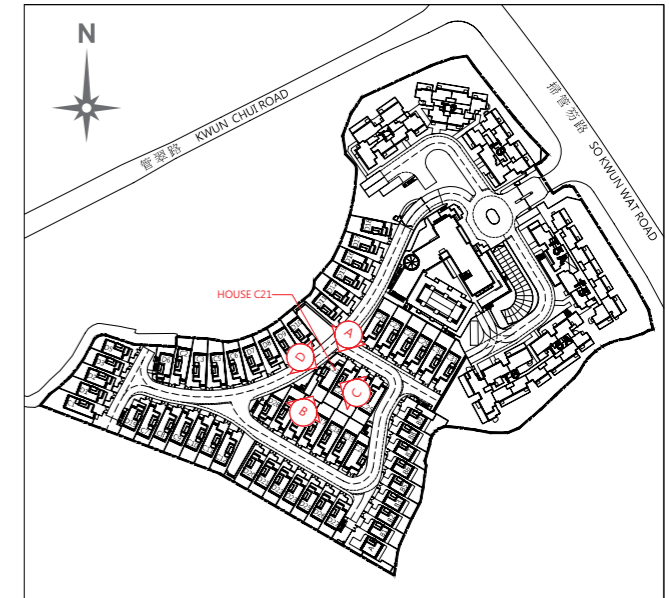
The Authorized Person for the Development has certified that the elevations shown on these plans:

- (1) are prepared on the basis of the approved building plans for the Development as of 28 December 2016; and
- (2) are in general accordance with the outward appearance of the Development.

發展項目的認可人士證明此等立面圖所顯示的立面；

- (1) 以2016年12月28日的情況為準的發展項目的經批准的建築圖則為基礎擬備；及
- (2) 大致上與發展項目的外觀一致。

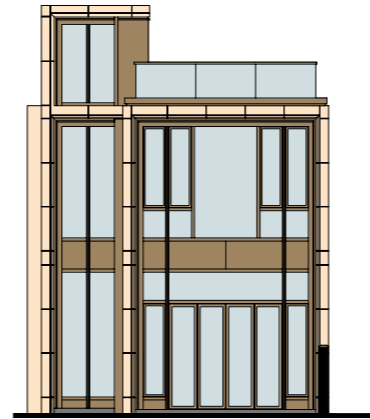
Key Plan
索引圖



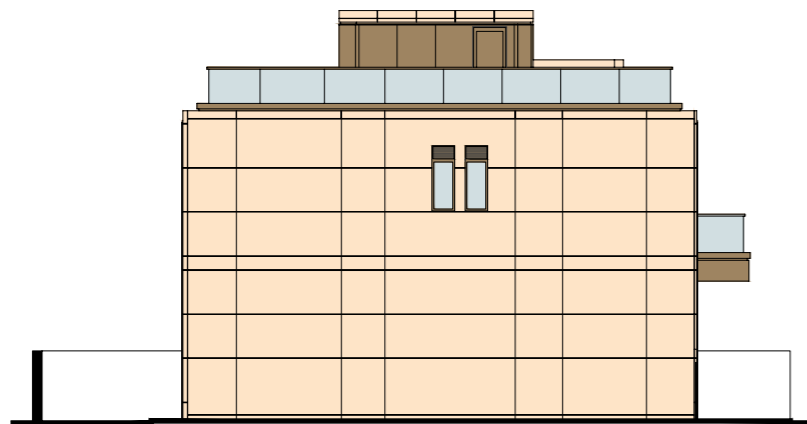
Elevation A (For House C21)
立面圖A (適用於C21洋房)



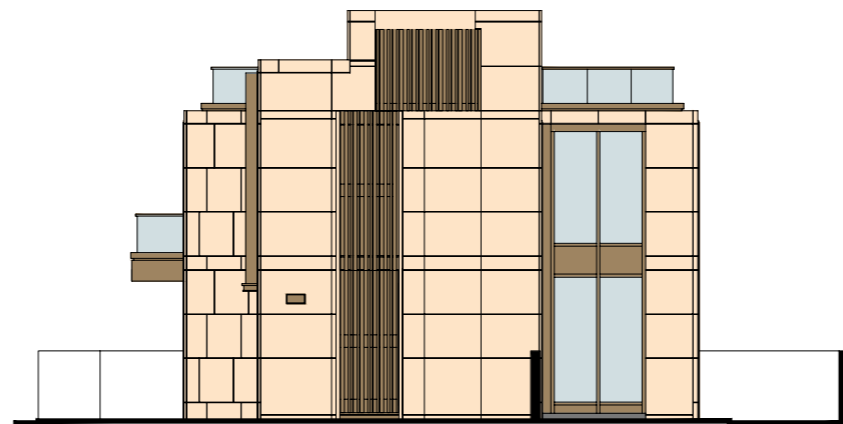
Elevation B (For House C21)
立面圖B (適用於C21號洋房)



Elevation C (For House C21)
立面圖C (適用於C21號洋房)



Elevation D (For House C21)
立面圖D (適用於C21號洋房)



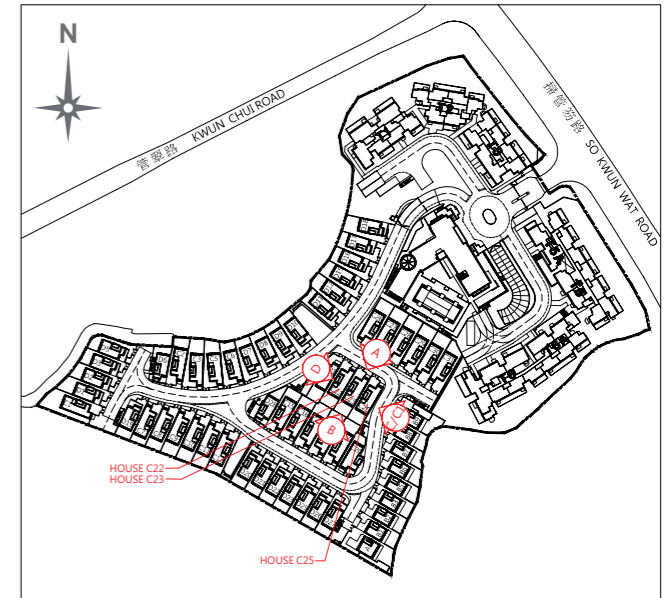
The Authorized Person for the Development has certified that the elevations shown on these plans:

- (1) are prepared on the basis of the approved building plans for the Development as of 28 December 2016; and
- (2) are in general accordance with the outward appearance of the Development.

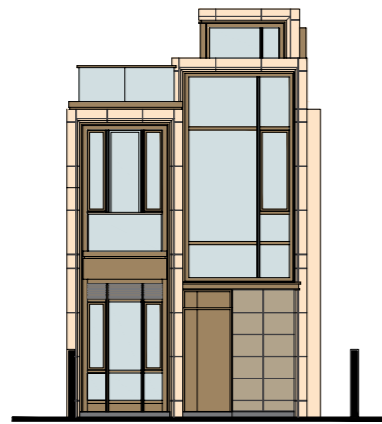
發展項目的認可人士證明此等立面圖所顯示的立面：

- (1) 以2016年12月28日的情況為準的發展項目的經批准的建築圖則為基礎擬備；及
- (2) 大致上與發展項目的外觀一致。

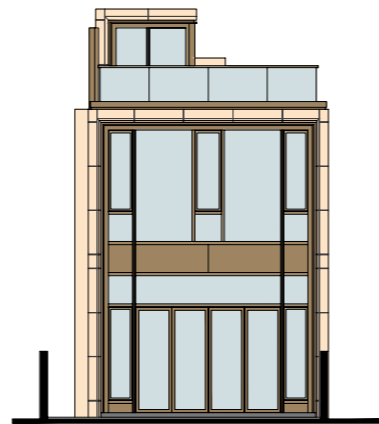
Key Plan
索引圖



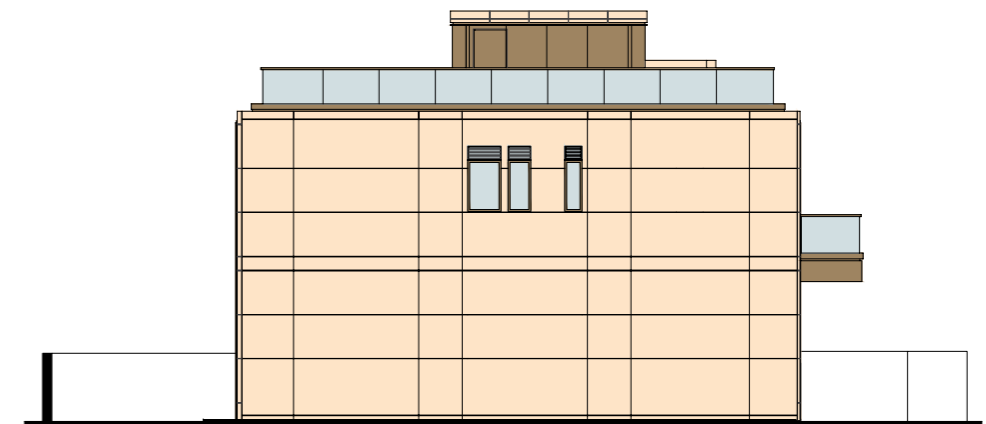
Elevation A (For House C22 to House C25)
立面圖A (適用於C22號洋房至C25號洋房)



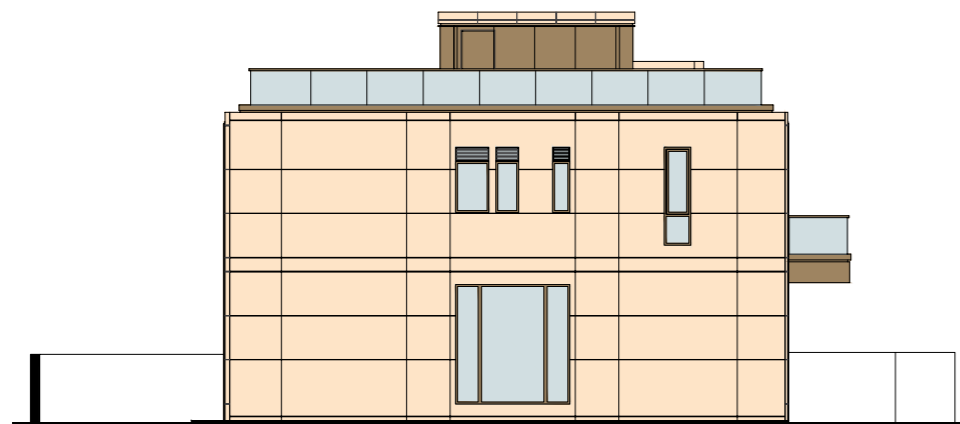
Elevation B (For House C22 to House C25)
立面圖B (適用於C22號洋房至C25號洋房)



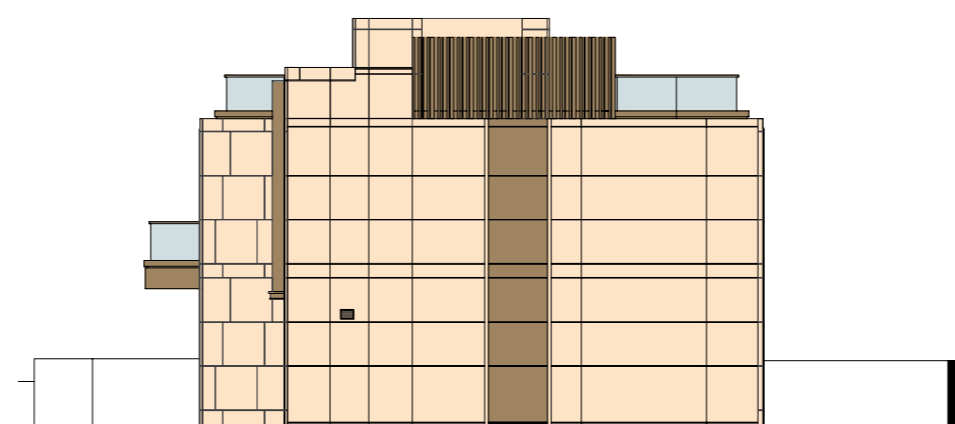
Elevation C (For House C22 to House C23)
立面圖C (適用於C22號洋房至C23號洋房)



Elevation C1 (For House C25)
立面圖C1 (適用於C25號洋房)



Elevation D (For House C22 to House C25)
立面圖D (適用於C22號洋房至C25號洋房)



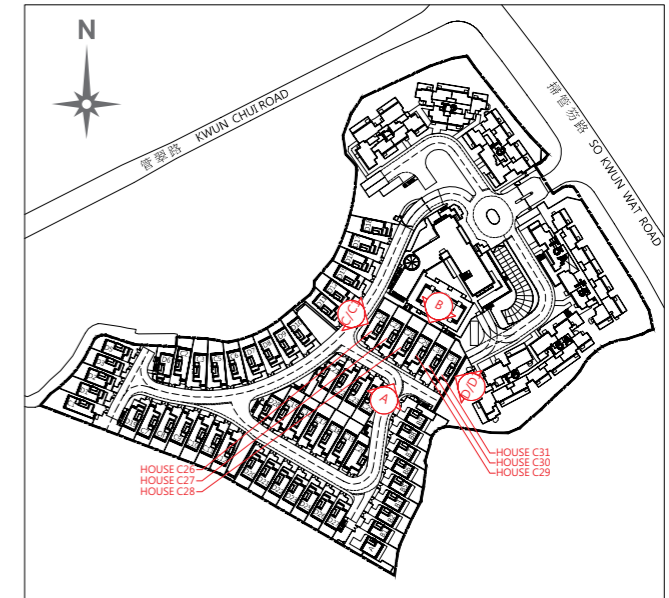
The Authorized Person for the Development has certified that the elevations shown on these plans:

- (1) are prepared on the basis of the approved building plans for the Development as of 28 December 2016; and
- (2) are in general accordance with the outward appearance of the Development.

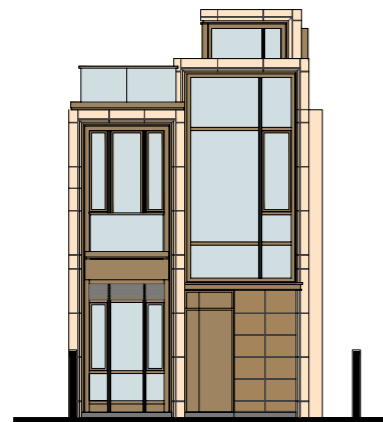
發展項目的認可人士證明此等立面圖所顯示的立面：

- (1) 以2016年12月28日的情況為準的發展項目的經批准的建築圖則為基礎擬備；及
- (2) 大致上與發展項目的外觀一致。

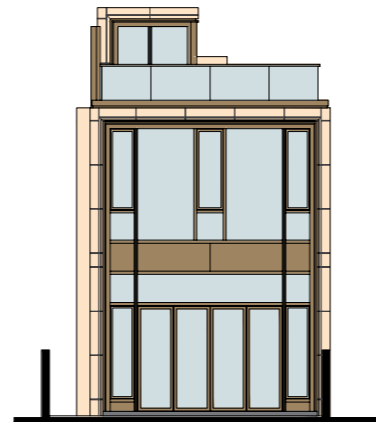
Key Plan
索引圖



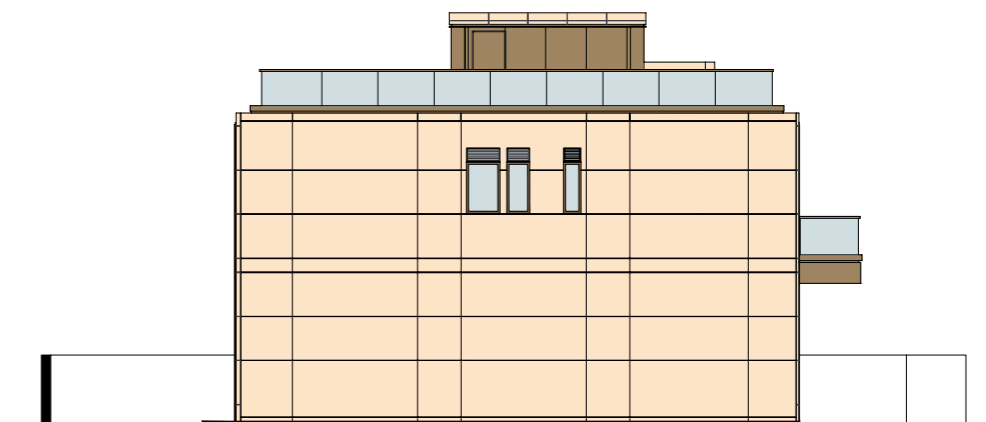
Elevation A (For House C26 to House C31)
立面圖A (適用於C26號洋房至C31號洋房)



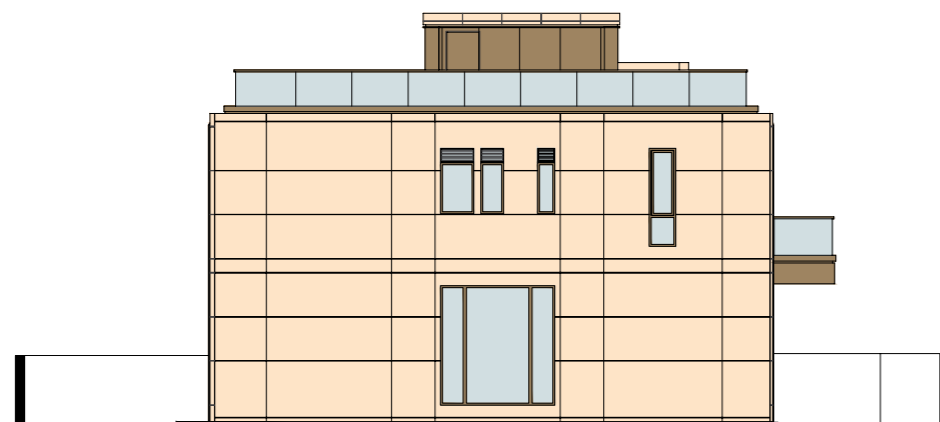
Elevation B (For House C26 to House C31)
立面圖B (適用於C26號洋房至C31號洋房)



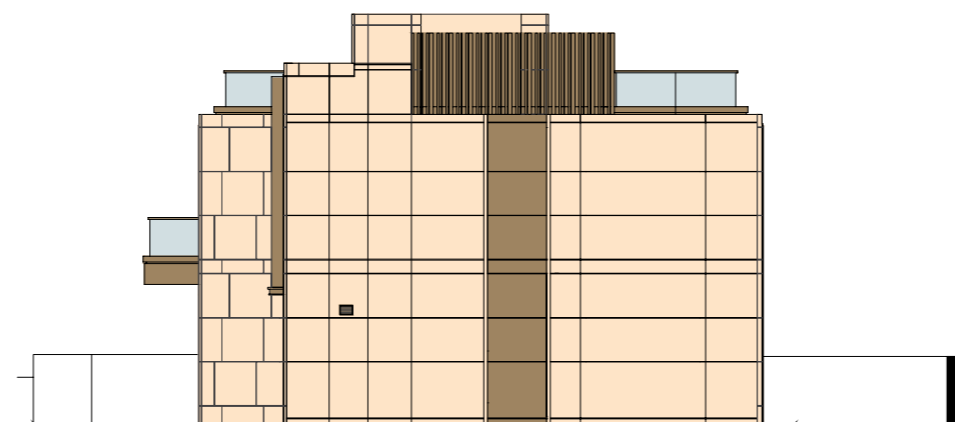
Elevation C (For House C27 to House C31)
立面圖C (適用於C27號洋房至C31號洋房)



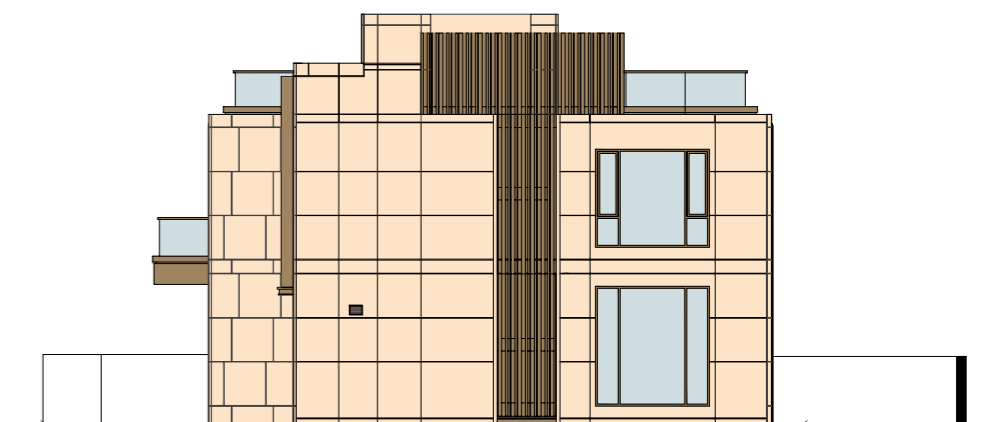
Elevation C1 (For House C26)
立面圖C1 (適用於C26洋房)



Elevation D (For House C26 to House C30)
立面圖D (適用於C26號洋房至C30號洋房)



Elevation D1 (For House C31)
立面圖D1 (適用於C31號洋房)



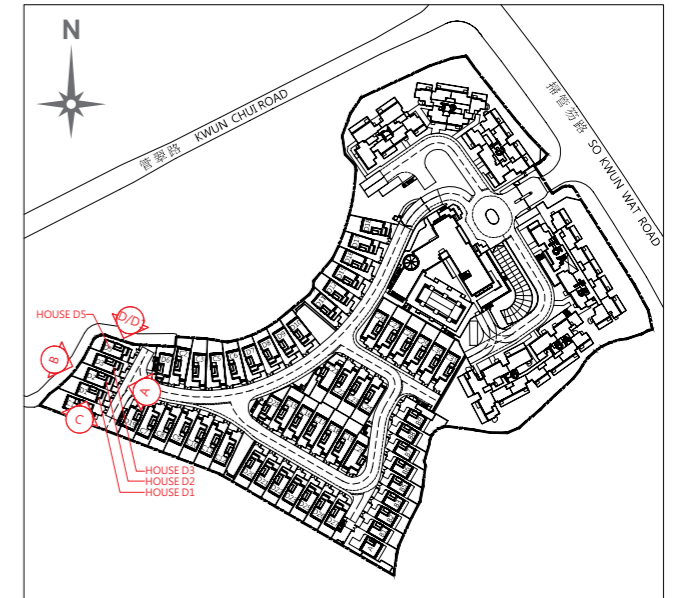
The Authorized Person for the Development has certified that the elevations shown on these plans:

- (1) are prepared on the basis of the approved building plans for the Development as of 28 December 2016; and
- (2) are in general accordance with the outward appearance of the Development.

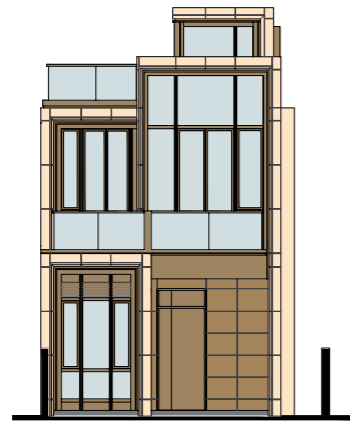
發展項目的認可人士證明此等立面圖所顯示的立面：

- (1) 以2016年12月28日的情況為準的發展項目的經批准的建築圖則為基礎擬備；及
- (2) 大致上與發展項目的外觀一致。

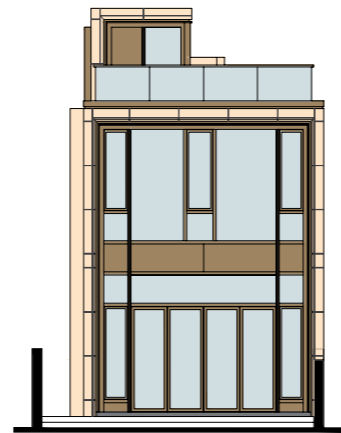
Key Plan
索引圖



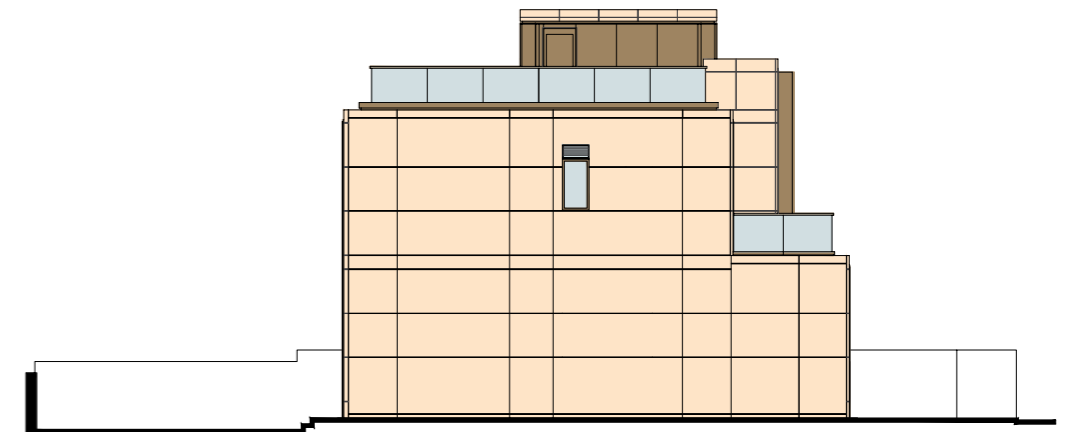
Elevation A (For House D1 to House D5)
立面圖A (適用於D1號洋房至D5號洋房)



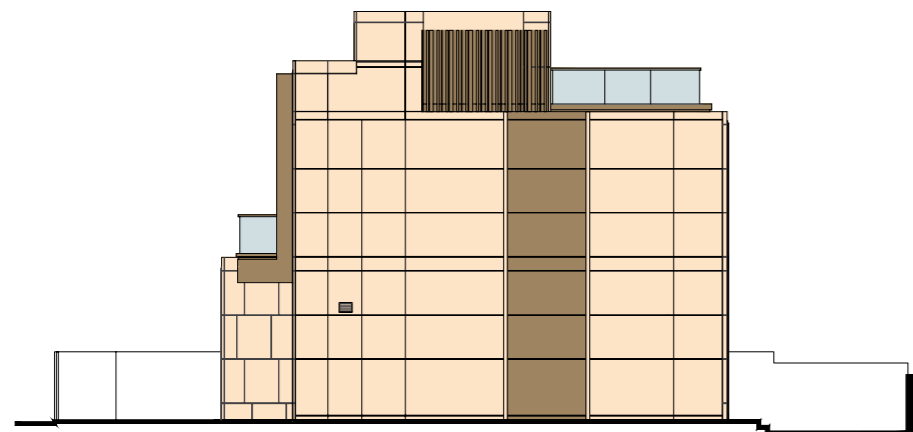
Elevation B (For House D1 to House D5)
立面圖B (適用於D1號洋房至D5號洋房)



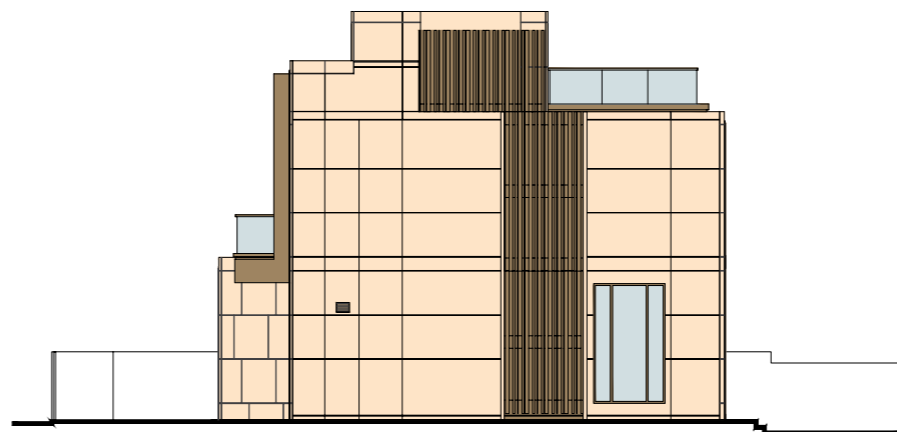
Elevation C (For House D1 to House D5)
立面圖C (適用於D1號洋房至D5號洋房)



Elevation D (For House D1 to House D3)
立面圖D (適用於D1號洋房至D3號洋房)



Elevation D1 (For House D5)
立面圖D1 (適用於D5號洋房)



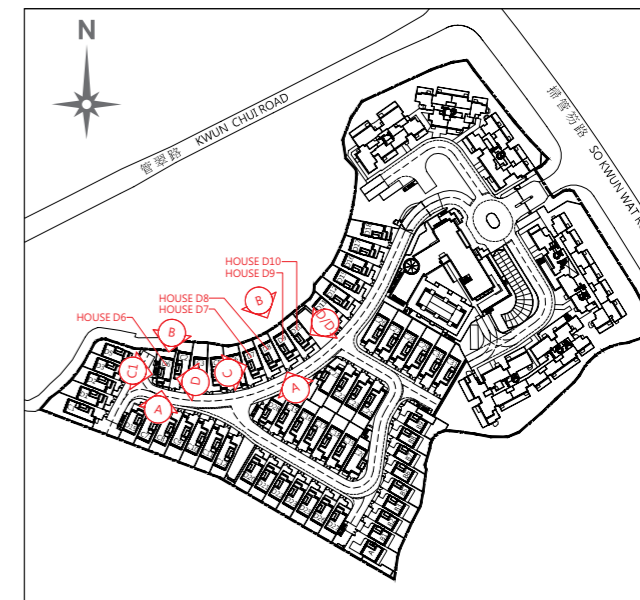
The Authorized Person for the Development has certified that the elevations shown on these plans:

- (1) are prepared on the basis of the approved building plans for the Development as of 28 December 2016; and
- (2) are in general accordance with the outward appearance of the Development.

發展項目的認可人士證明此等立面圖所顯示的立面：

- (1) 以2016年12月28日的情況為準的發展項目的經批准的建築圖則為基礎擬備；及
- (2) 大致上與發展項目的外觀一致。

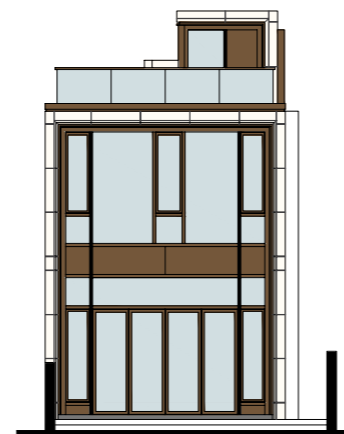
Key Plan
索引圖



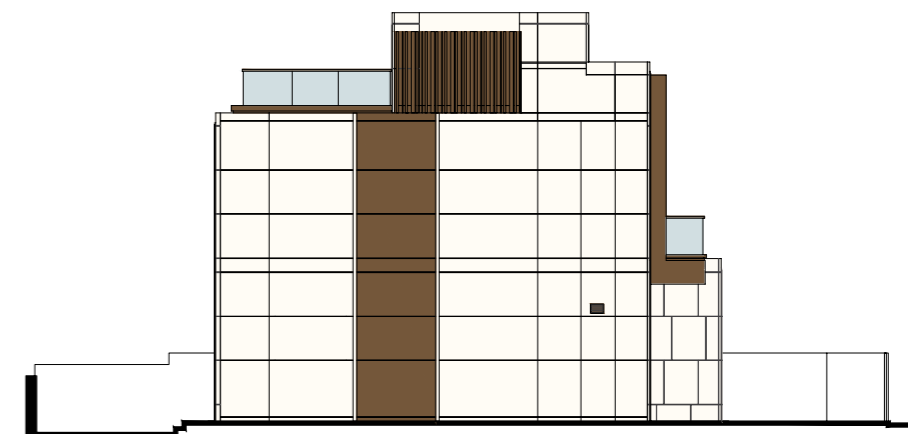
Elevation A (For House D6 to House D10)
立面圖A (適用於D6號洋房至D10號洋房)



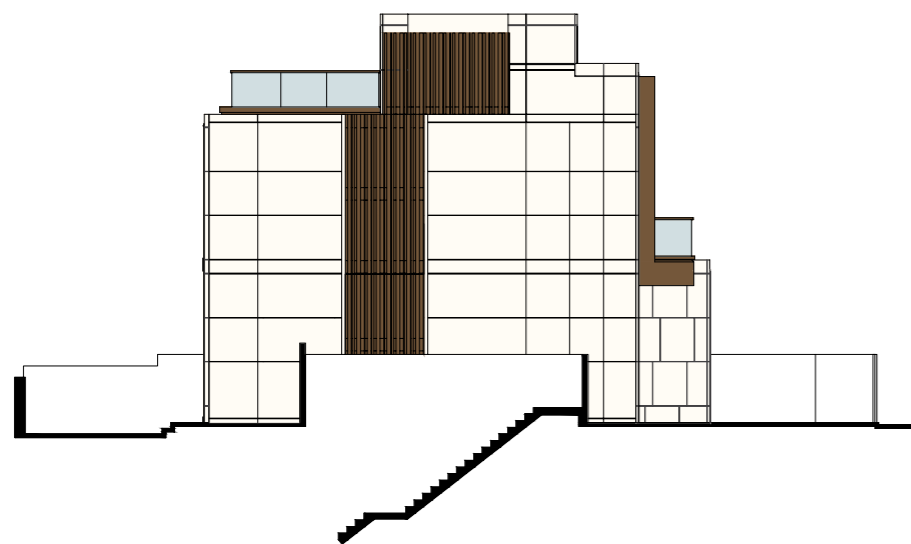
Elevation B (For House D6 to House D10)
立面圖B (適用於D6號洋房至D10號洋房)



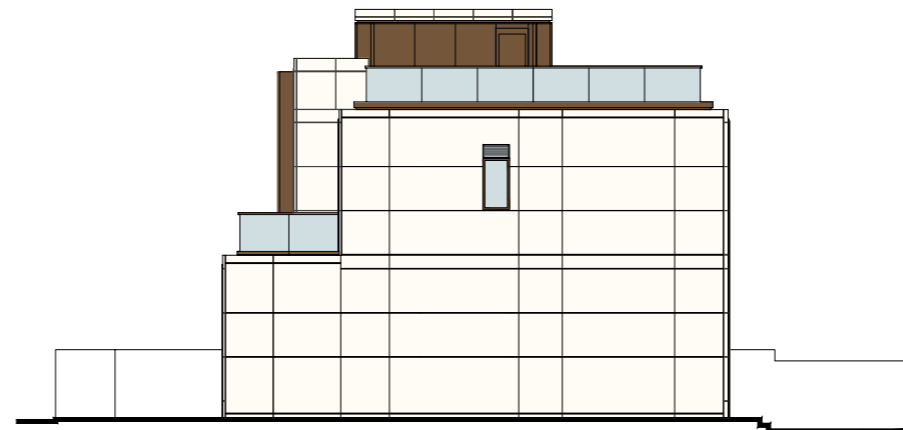
Elevation C (For House D7 to House D10)
立面圖C (適用於D7號洋房至D10洋房)



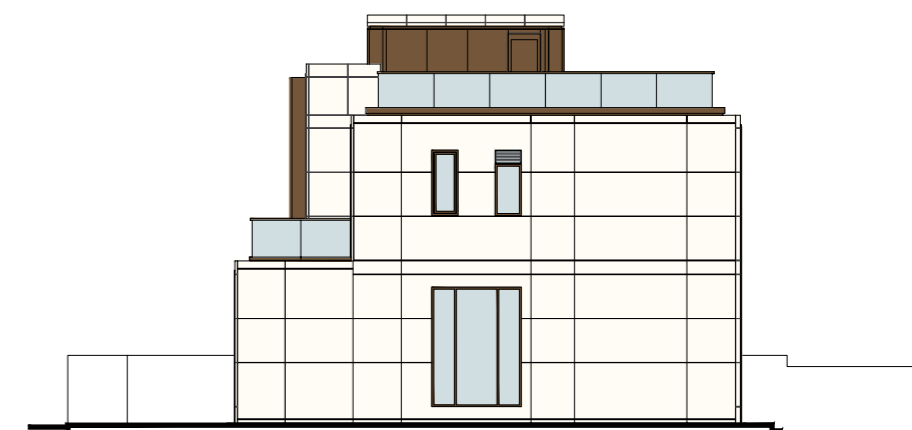
Elevation C1 (For House D6)
立面圖C1 (適用於D6號洋房)



Elevation D (For House D6 to House D9)
立面圖D (適用於D6號洋房至D9號洋房)



Elevation D1 (For House D10)
立面圖D1 (適用於D10號洋房)



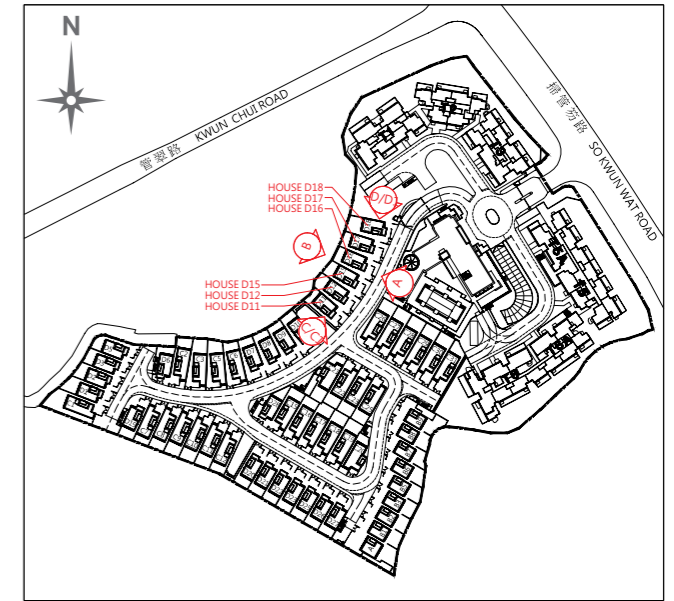
The Authorized Person for the Development has certified that the elevations shown on these plans:

- (1) are prepared on the basis of the approved building plans for the Development as of 28 December 2016; and
- (2) are in general accordance with the outward appearance of the Development.

發展項目的認可人士證明此等立面圖所顯示的立面：

- (1) 以2016年12月28日的情況為準的發展項目的經批准的建築圖則為基礎擬備；及
- (2) 大致上與發展項目的外觀一致。

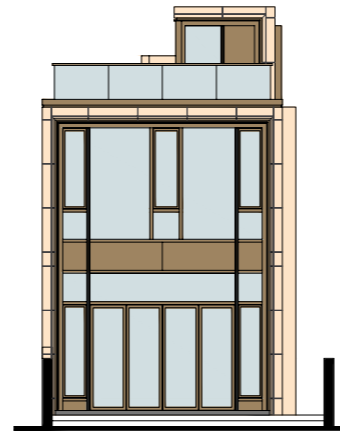
Key Plan
索引圖



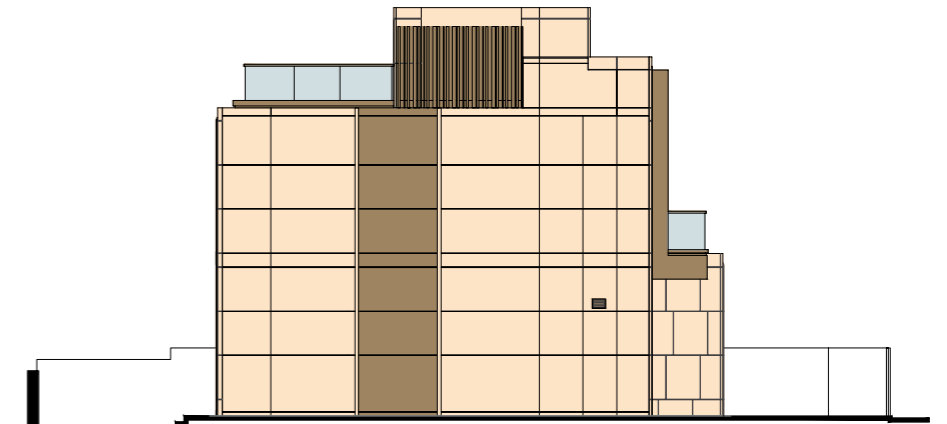
Elevation A (For House D11 to House D18)
立面圖A (適用於D11號洋房至D18號洋房)



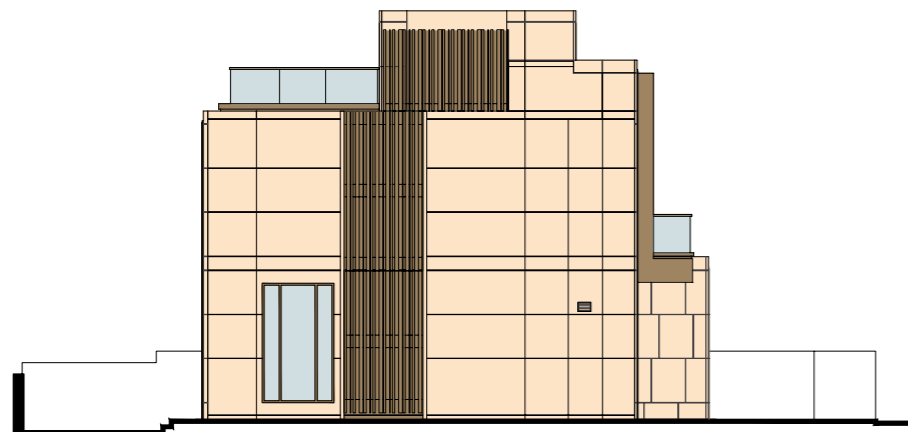
Elevation B (For House D11 to House D18)
立面圖B (適用於D11號洋房至D18號洋房)



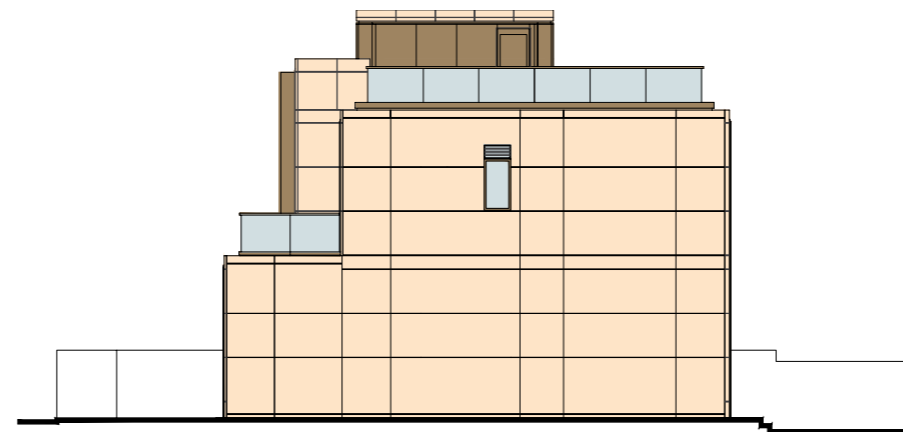
Elevation C (For House D12 to House D18)
立面圖C (適用於D12號洋房至D18號洋房)



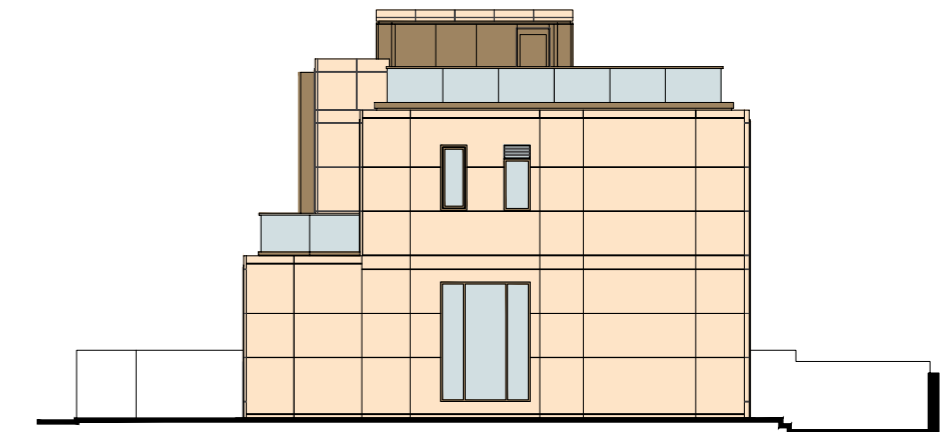
Elevation C1 (For House D11)
立面圖C1 (適用於D11號洋房)



Elevation D (For House D11 to House D17)
立面圖D (適用於D11號洋房至D17號洋房)



Elevation D1 (For House D18)
立面圖D1 (適用於D18號洋房)



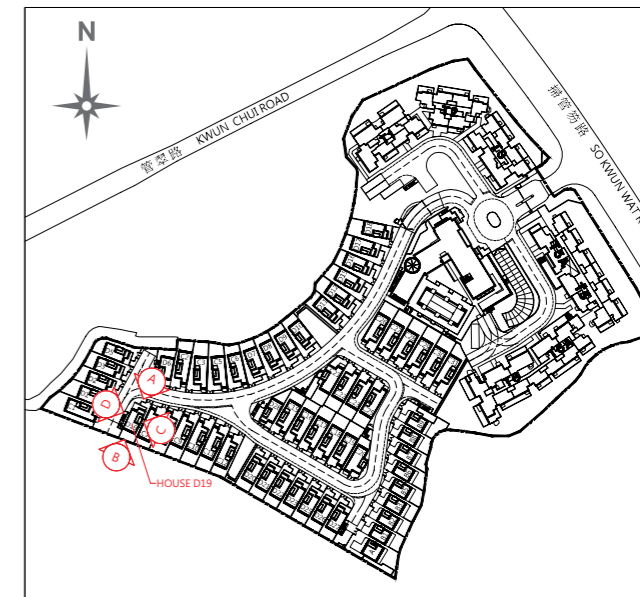
The Authorized Person for the Development has certified that the elevations shown on these plans:

- (1) are prepared on the basis of the approved building plans for the Development as of 28 December 2016; and
- (2) are in general accordance with the outward appearance of the Development.

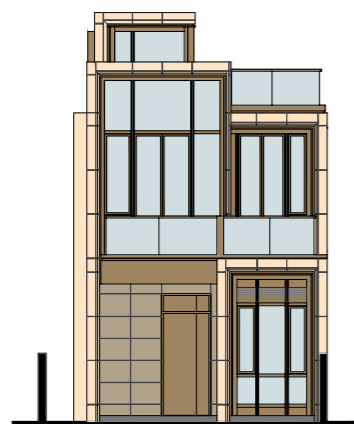
發展項目的認可人士證明此等立面圖所顯示的立面：

- (1) 以2016年12月28日的情況為準的發展項目的經批准的建築圖則為基礎擬備；及
- (2) 大致上與發展項目的外觀一致。

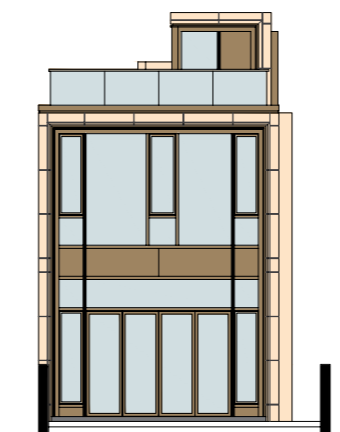
Key Plan
索引圖



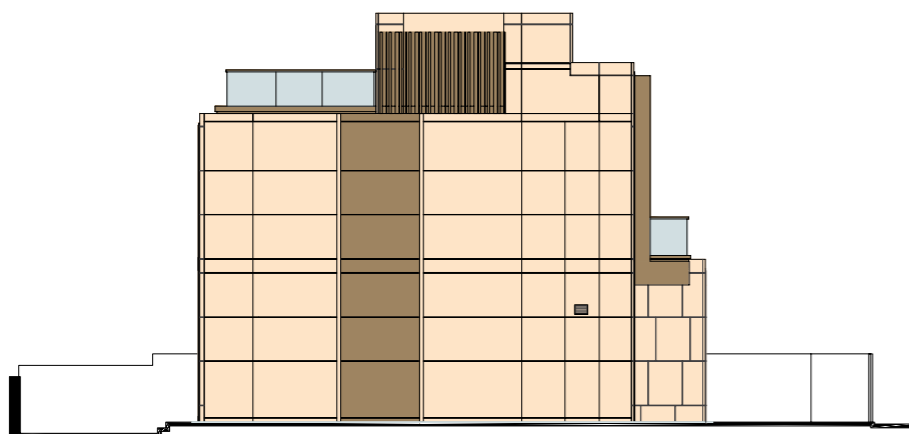
Elevation A (For House D19)
立面圖A (適用於D19號洋房)



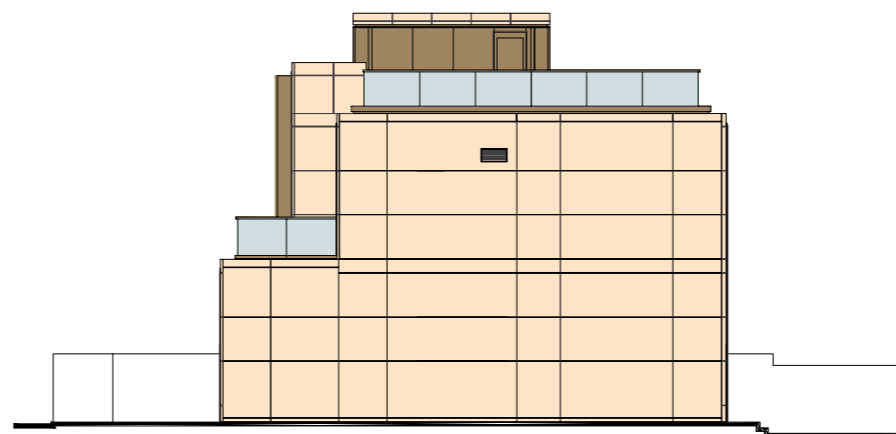
Elevation B (For House D19)
立面圖B (適用於D19號洋房)



Elevation C (For House D19)
立面圖C (適用於D19號洋房)



Elevation D (For House D19)
立面圖D (適用於D19號洋房)



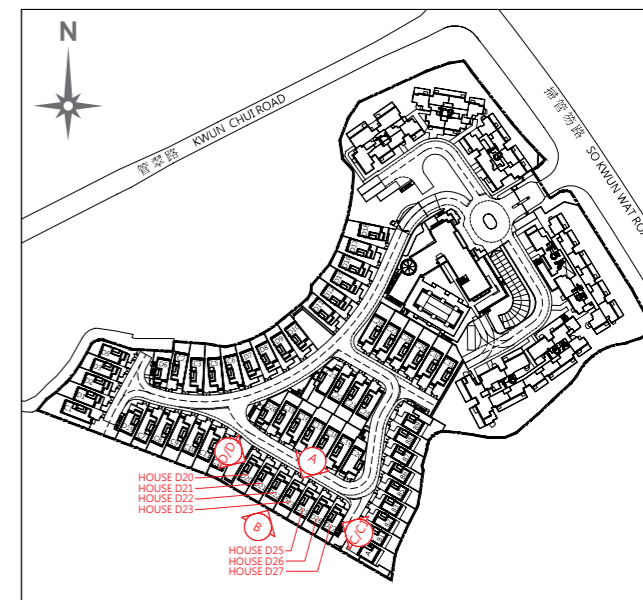
The Authorized Person for the Development has certified that the elevations shown on these plans:

- (1) are prepared on the basis of the approved building plans for the Development as of 28 December 2016; and
- (2) are in general accordance with the outward appearance of the Development.

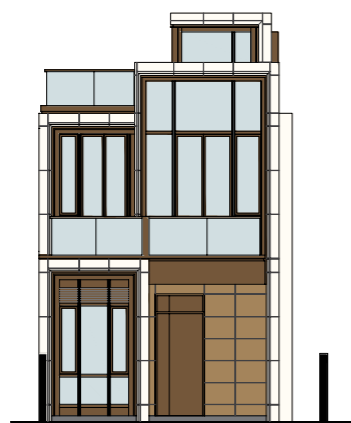
發展項目的認可人士證明此等立面圖所顯示的立面：

- (1) 以2016年12月28日的情況為準的發展項目的經批准的建築圖則為基礎擬備；及
- (2) 大致上與發展項目的外觀一致。

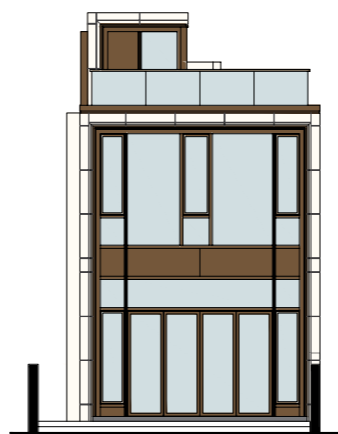
Key Plan 索引圖



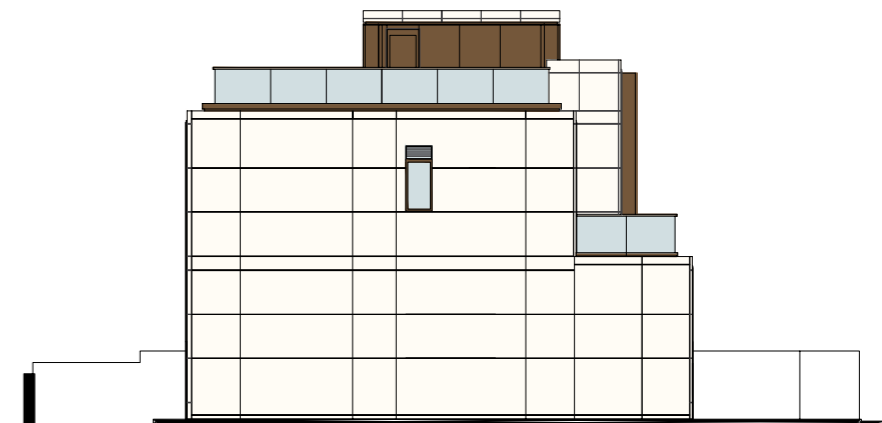
Elevation A (For House D20 to House D27)
立面圖A (適用於D20洋房至D27號洋房)



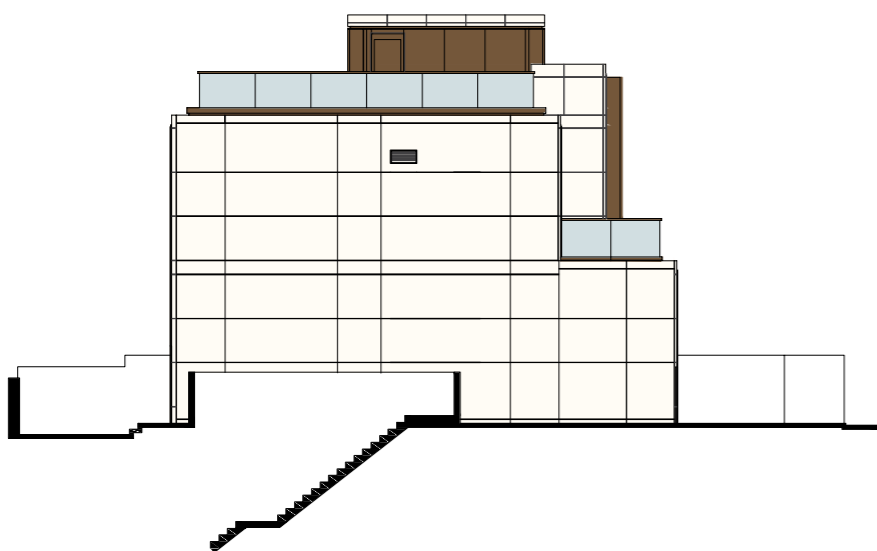
Elevation B (For House D20 to House D27)
立面圖B (適用於D20號洋房至D27號洋房)



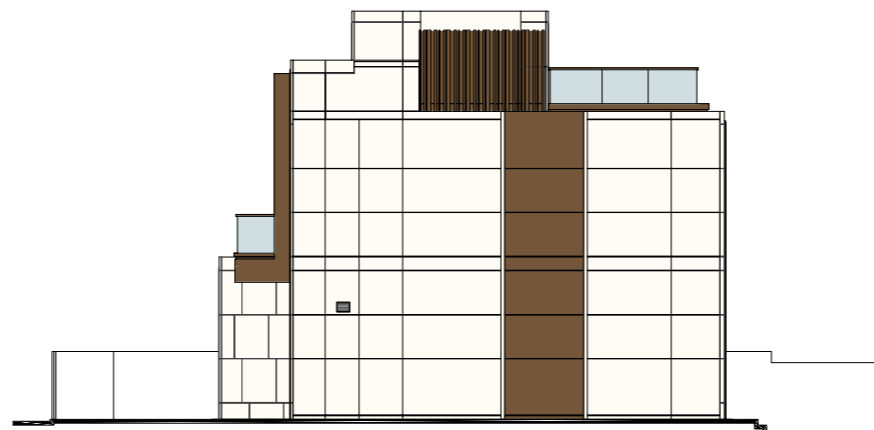
Elevation C (For House D20 to House D26)
立面圖C (適用於D20號洋房至D26號洋房)



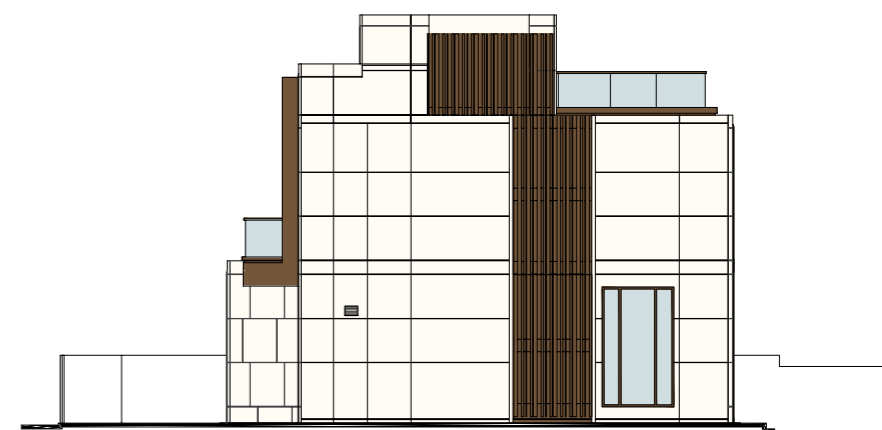
Elevation C1 (For House D27)
立面圖C1 (適用於D27號洋房)



Elevation D (For House D21 to House D27)
立面圖D (適用於D21號洋房至D27號洋房)



Elevation D1 (For House D20)
立面圖D1 (適用於D20號洋房)



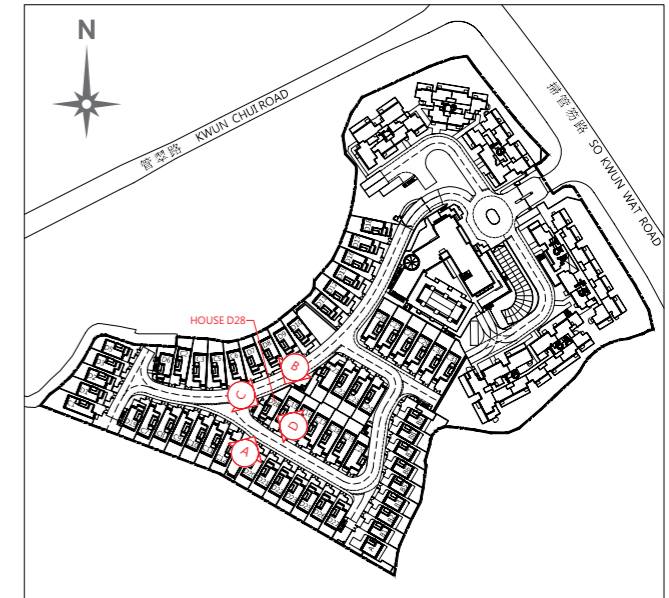
The Authorized Person for the Development has certified that the elevations shown on these plans:

- (1) are prepared on the basis of the approved building plans for the Development as of 28 December 2016; and
- (2) are in general accordance with the outward appearance of the Development.

發展項目的認可人士證明此等立面圖所顯示的立面：

- (1) 以2016年12月28日的情況為準的發展項目的經批准的建築圖則為基礎擬備；及
- (2) 大致上與發展項目的外觀一致。

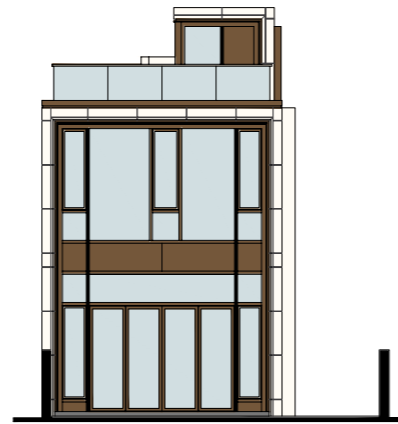
Key Plan
索引圖



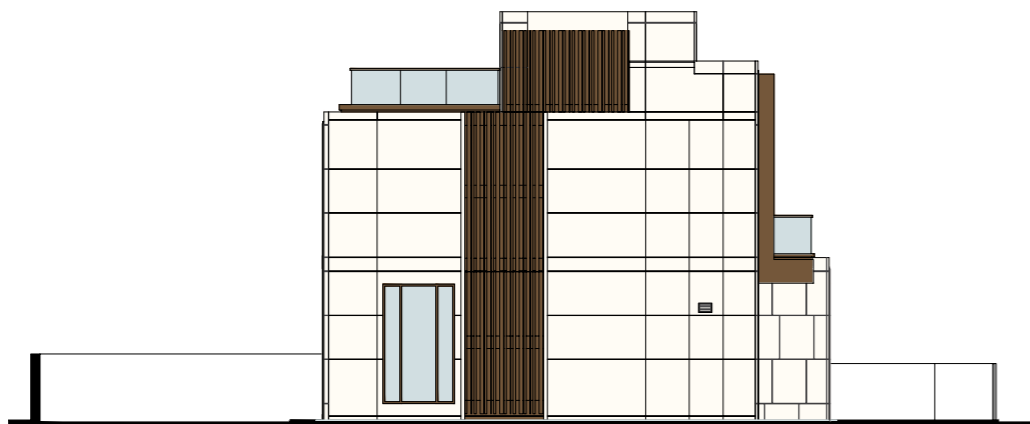
Elevation A (For House D28)
立面圖A (適用於D28號洋房)



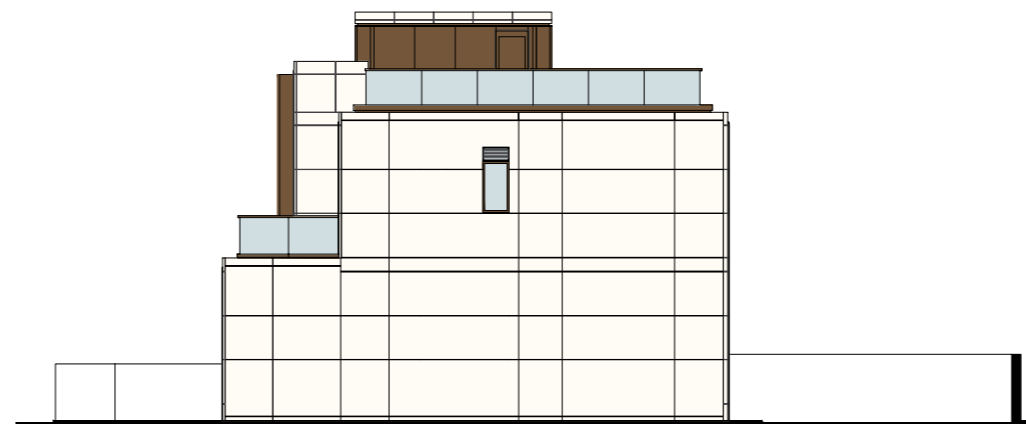
Elevation B (For House D28)
立面圖B (適用於D28號洋房)



Elevation C (For House D28)
立面圖C (適用於D28號洋房)



Elevation D (For House D28)
立面圖D (適用於D28號洋房)



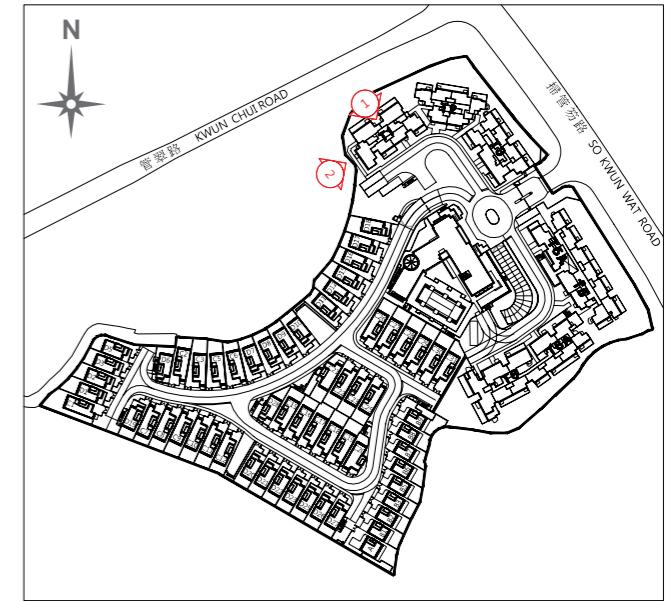
The Authorized Person for the Development has certified that the elevations shown on these plans:

- (1) are prepared on the basis of the approved building plans for the Development as of 28 December 2016; and
- (2) are in general accordance with the outward appearance of the Development.

發展項目的認可人士證明此等立面圖所顯示的立面：

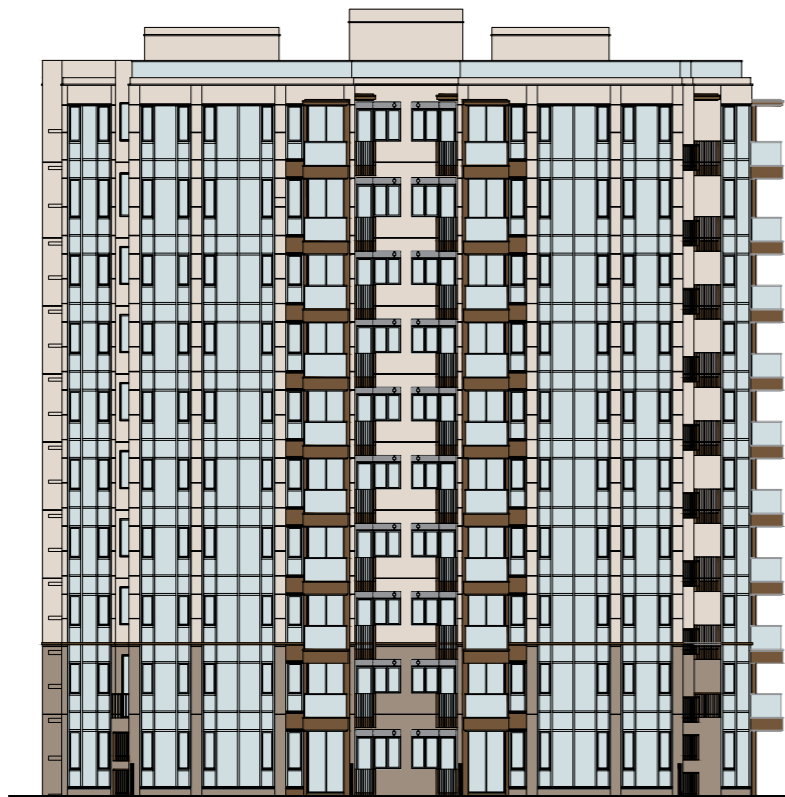
- (1) 以2016年12月28日的情況為準的發展項目的經批准的建築圖則為基礎擬備；及
- (2) 大致上與發展項目的外觀一致。

Key Plan
索引圖



Elevation Plan 1
立面圖

Tower 1
第1座



Elevation Plan 2
立面圖 2

Tower 1
第1座



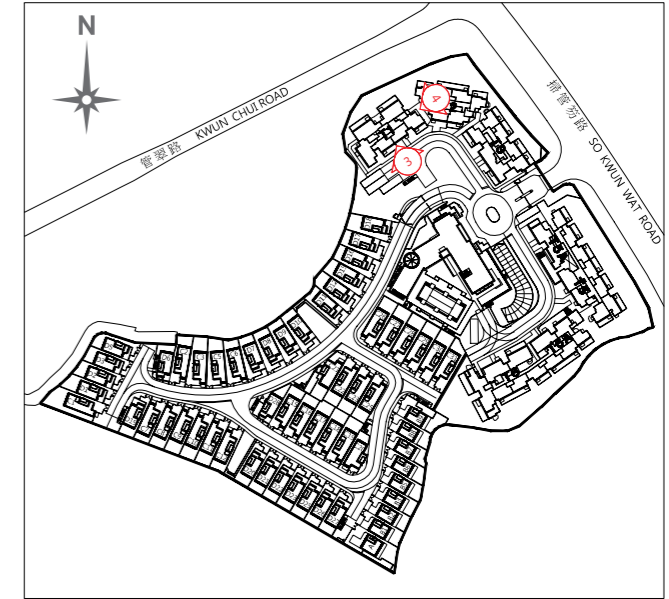
The Authorized Person for the Development has certified that the elevations shown on these plans:

- (1) are prepared on the basis of the approved building plans for the Development as of 28 December 2016; and
- (2) are in general accordance with the outward appearance of the Development.

發展項目的認可人士證明此等立面圖所顯示的立面：

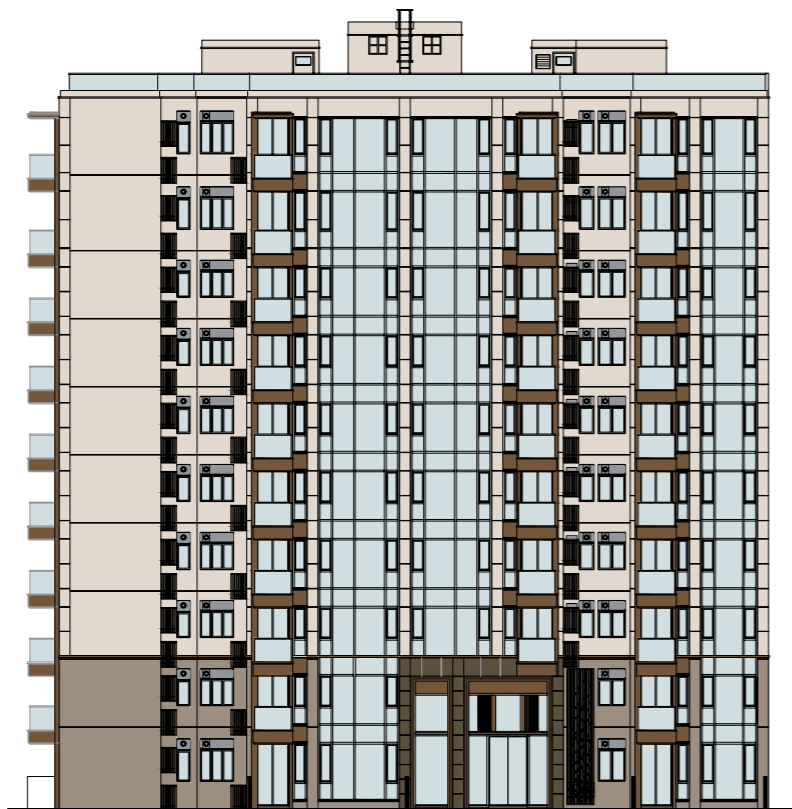
- (1) 以2016年12月28日的情況為準的發展項目的經批准的建築圖則為基礎擬備；及
- (2) 大致上與發展項目的外觀一致。

Key Plan
索引圖



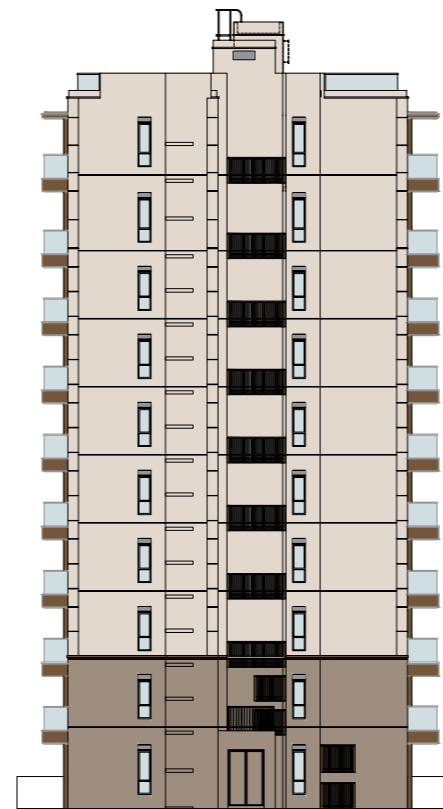
Elevation Plan 3
立面圖 3

Tower 1
第1座



Elevation Plan 4
立面圖 4

Tower 1
第1座



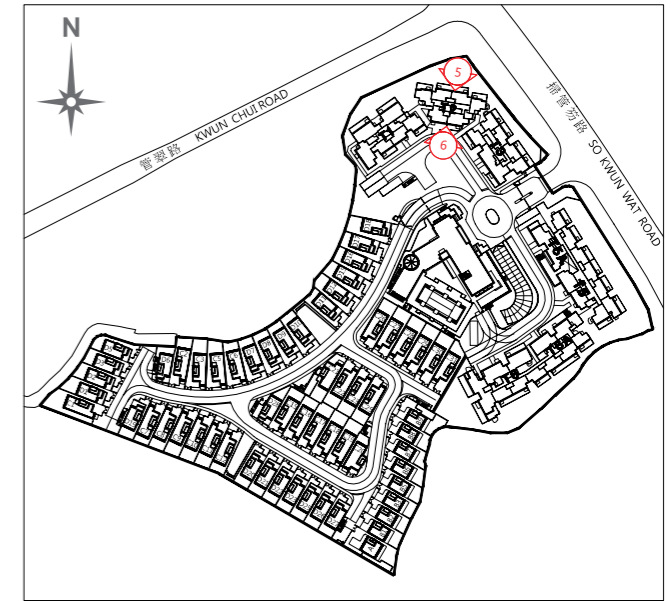
The Authorized Person for the Development has certified that the elevations shown on these plans:

- (1) are prepared on the basis of the approved building plans for the Development as of 28 December 2016; and
- (2) are in general accordance with the outward appearance of the Development.

發展項目的認可人士證明此等立面圖所顯示的立面：

- (1) 以2016年12月28日的情況為準的發展項目的經批准的建築圖則為基礎擬備；及
- (2) 大致上與發展項目的外觀一致。

Key Plan
索引圖



Elevation Plan 5
立面圖 5

Tower 2
第2座



Elevation Plan 6
立面圖 6

Tower 2
第2座



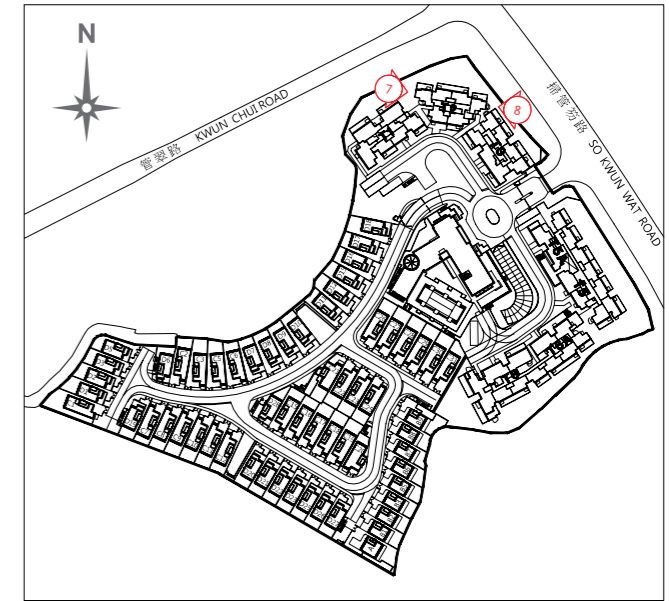
The Authorized Person for the Development has certified that the elevations shown on these plans:

- (1) are prepared on the basis of the approved building plans for the Development as of 28 December 2016; and
- (2) are in general accordance with the outward appearance of the Development.

發展項目的認可人士證明此等立面圖所顯示的立面：

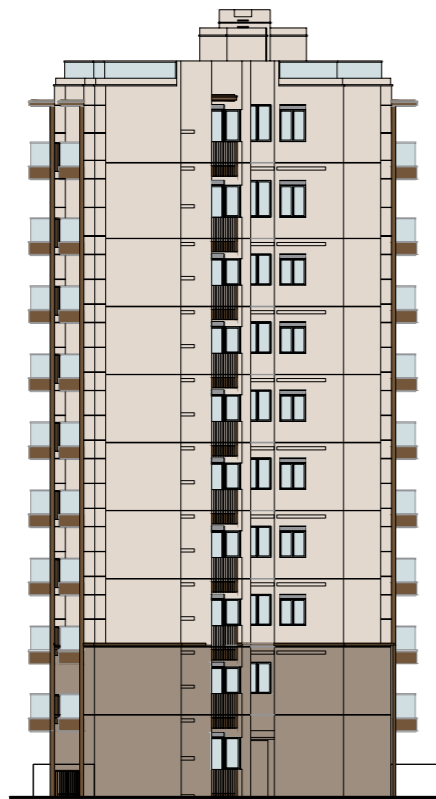
- (1) 以2016年12月28日的情況為準的發展項目的經批准的建築圖則為基礎擬備；及
- (2) 大致上與發展項目的外觀一致。

Key Plan
索引圖




Elevation Plan 7
立面圖 7

Tower 2
第2座



Elevation Plan 8
立面圖 8

Tower 2
第2座



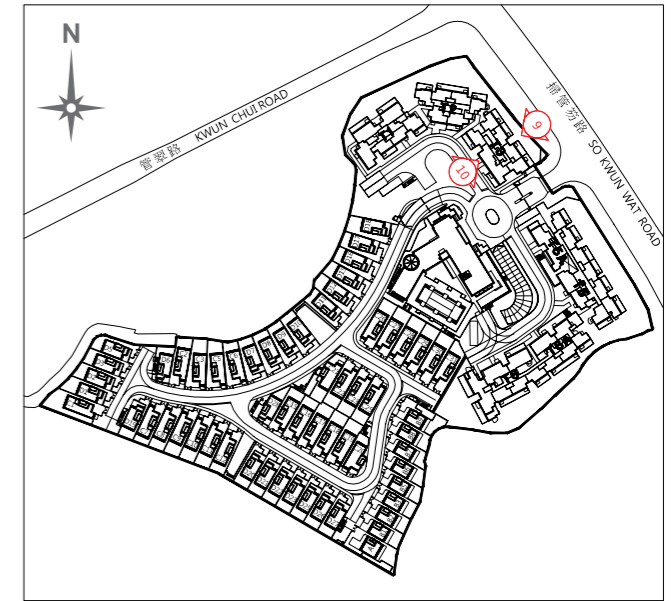
The Authorized Person for the Development has certified that the elevations shown on these plans:

- (1) are prepared on the basis of the approved building plans for the Development as of 28 December 2016; and
- (2) are in general accordance with the outward appearance of the Development.

發展項目的認可人士證明此等立面圖所顯示的立面：

- (1) 以2016年12月28日的情況為準的發展項目的經批准的建築圖則為基礎擬備；及
- (2) 大致上與發展項目的外觀一致。

Key Plan 索引圖




Elevation Plan 9 立面圖 9

Tower 3
第3座



Elevation Plan 10 立面圖 10

Tower 3
第3座



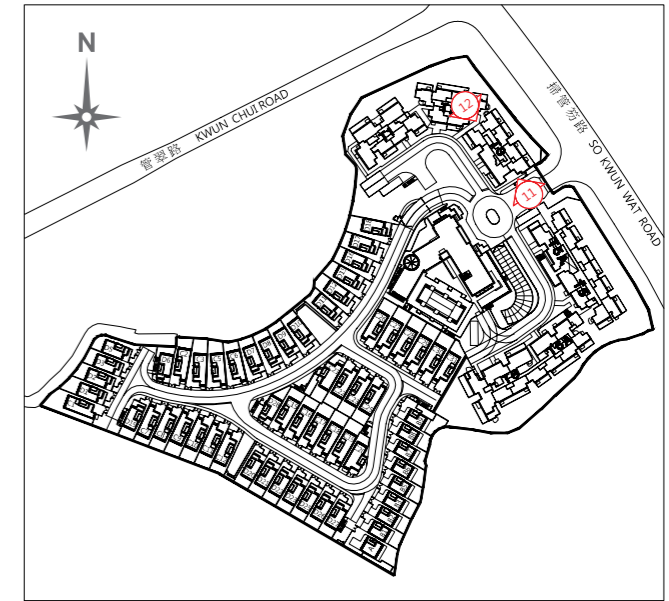
The Authorized Person for the Development has certified that the elevations shown on these plans:

- (1) are prepared on the basis of the approved building plans for the Development as of 28 December 2016; and
- (2) are in general accordance with the outward appearance of the Development.

發展項目的認可人士證明此等立面圖所顯示的立面：

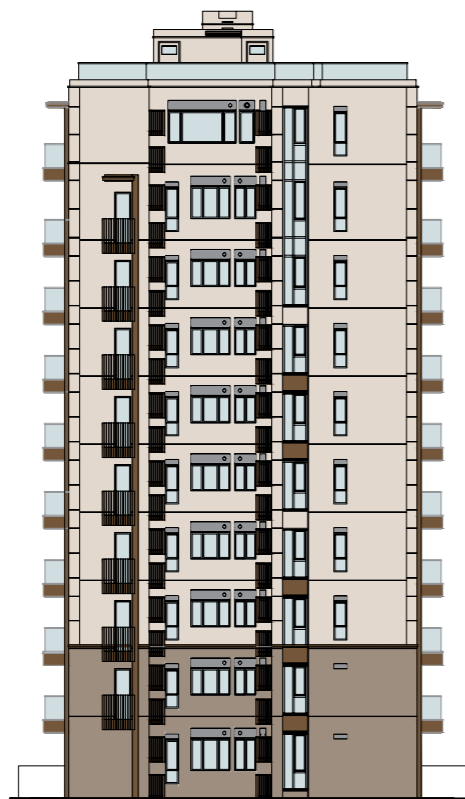
- (1) 以2016年12月28日的情況為準的發展項目的經批准的建築圖則為基礎擬備；及
- (2) 大致上與發展項目的外觀一致。

Key Plan
索引圖



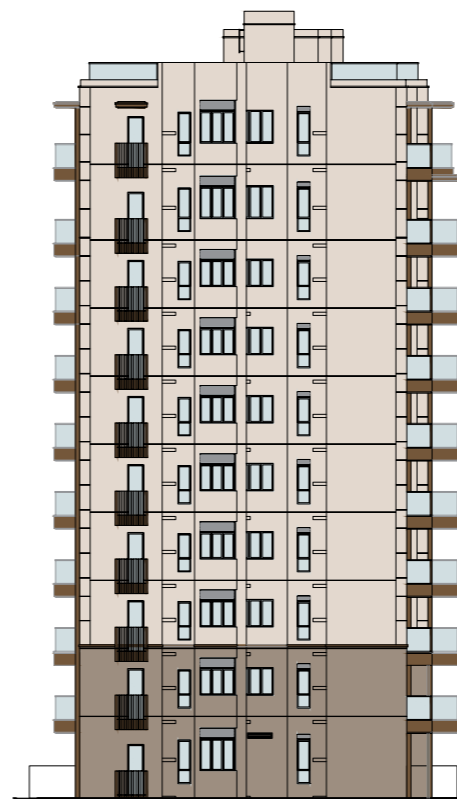
Elevation Plan 11
立面圖 11

Tower 3
第3座



Elevation Plan 12
立面圖 12

Tower 3
第3座



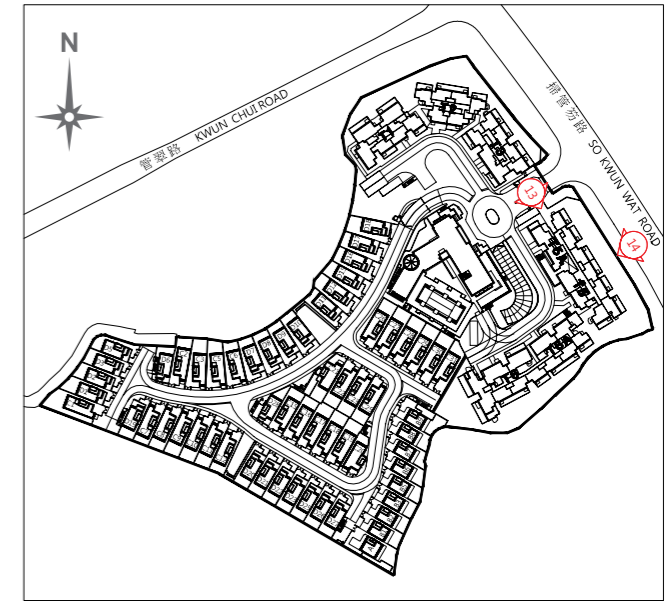
The Authorized Person for the Development has certified that the elevations shown on these plans:

- (1) are prepared on the basis of the approved building plans for the Development as of 28 December 2016; and
- (2) are in general accordance with the outward appearance of the Development.

發展項目的認可人士證明此等立面圖所顯示的立面：

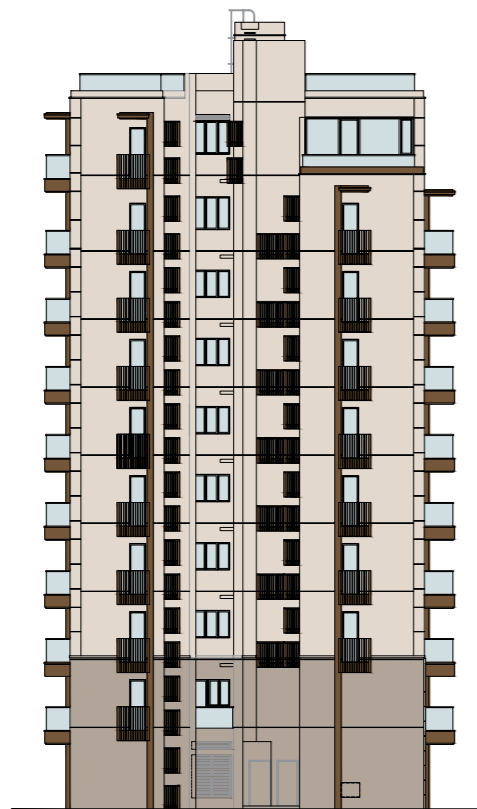
- (1) 以2016年12月28日的情況為準的發展項目的經批准的建築圖則為基礎擬備；及
- (2) 大致上與發展項目的外觀一致。

Key Plan
索引圖



Elevation Plan 13
立面圖 13

Tower 5A
第5A座



Elevation Plan 14
立面圖 14

Tower 5
第5座



Tower 5A
第5A座

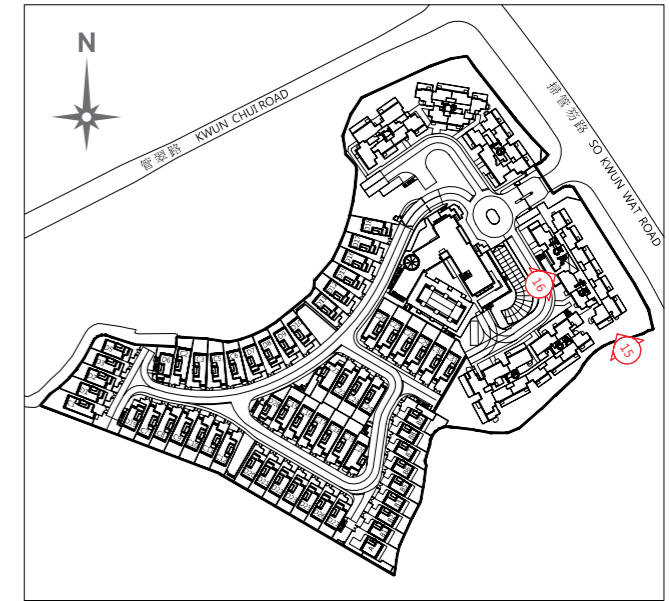
The Authorized Person for the Development has certified that the elevations shown on these plans:

- (1) are prepared on the basis of the approved building plans for the Development as of 28 December 2016; and
- (2) are in general accordance with the outward appearance of the Development.

發展項目的認可人士證明此等立面圖所顯示的立面：

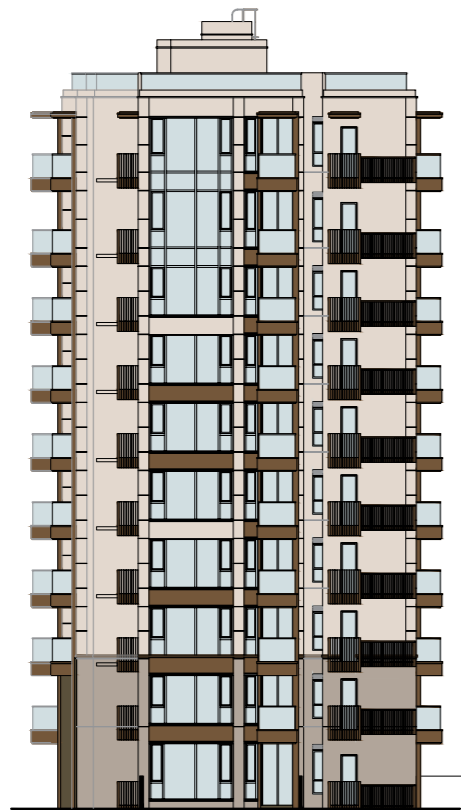
- (1) 以2016年12月28日的情況為準的發展項目的經批准的建築圖則為基礎擬備；及
- (2) 大致上與發展項目的外觀一致。

Key Plan
索引圖



Elevation Plan 15
立面圖 15

Tower 5
第5座



Elevation Plan 16
立面圖 16

Tower 5A
第5A座

Tower 5
第5座



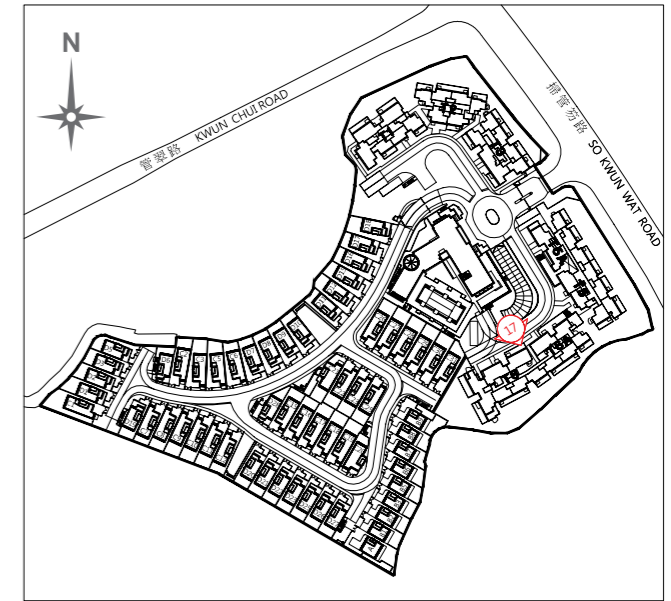
The Authorized Person for the Development has certified that the elevations shown on these plans:

- (1) are prepared on the basis of the approved building plans for the Development as of 28 December 2016; and
- (2) are in general accordance with the outward appearance of the Development.

發展項目的認可人士證明此等立面圖所顯示的立面：

- (1) 以2016年12月28日的情況為準的發展項目的經批准的建築圖則為基礎擬備；及
- (2) 大致上與發展項目的外觀一致。

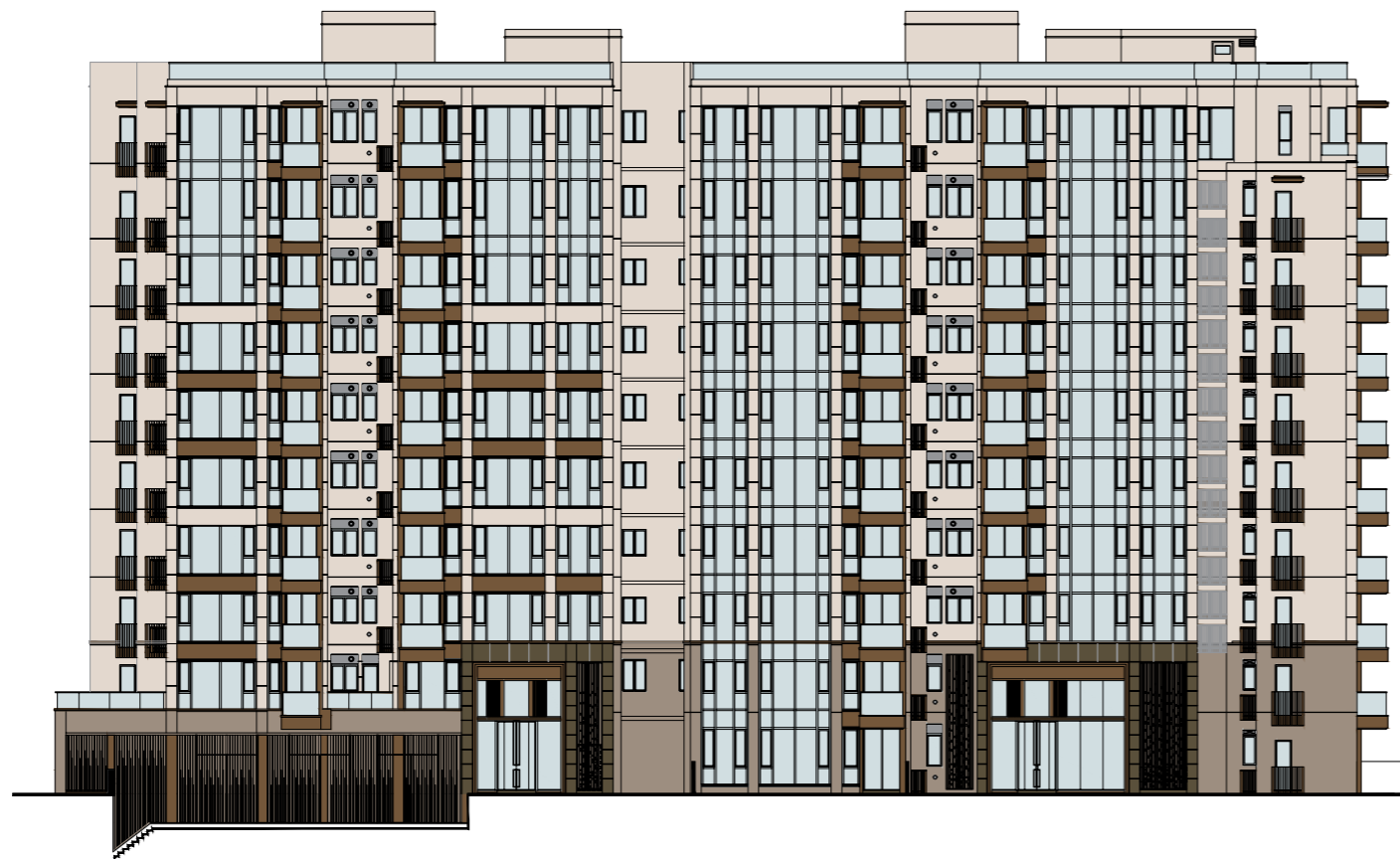
Key Plan
索引圖



Elevation Plan 17 立面圖 17

Tower 6A
第6A座

Tower 6
第6座



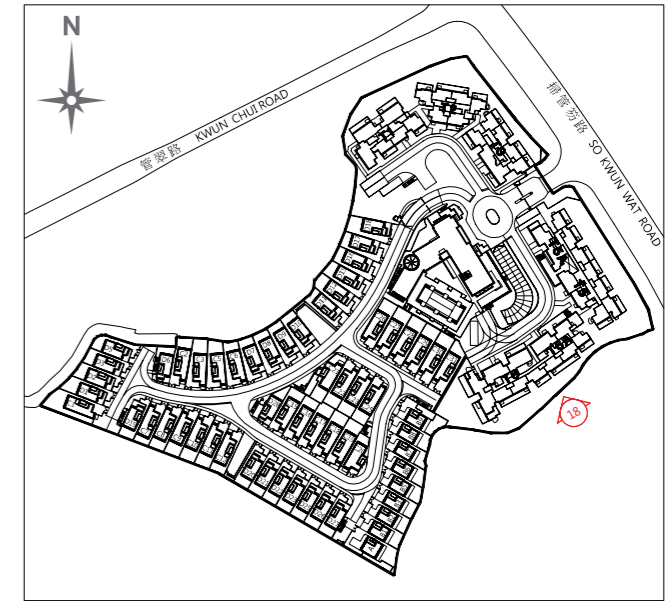
The Authorized Person for the Development has certified that the elevations shown on these plans:

- (1) are prepared on the basis of the approved building plans for the Development as of 28 December 2016; and
- (2) are in general accordance with the outward appearance of the Development.

發展項目的認可人士證明此等立面圖所顯示的立面：

- (1) 以2016年12月28日的情況為準的發展項目的經批准的建築圖則為基礎擬備；及
- (2) 大致上與發展項目的外觀一致。

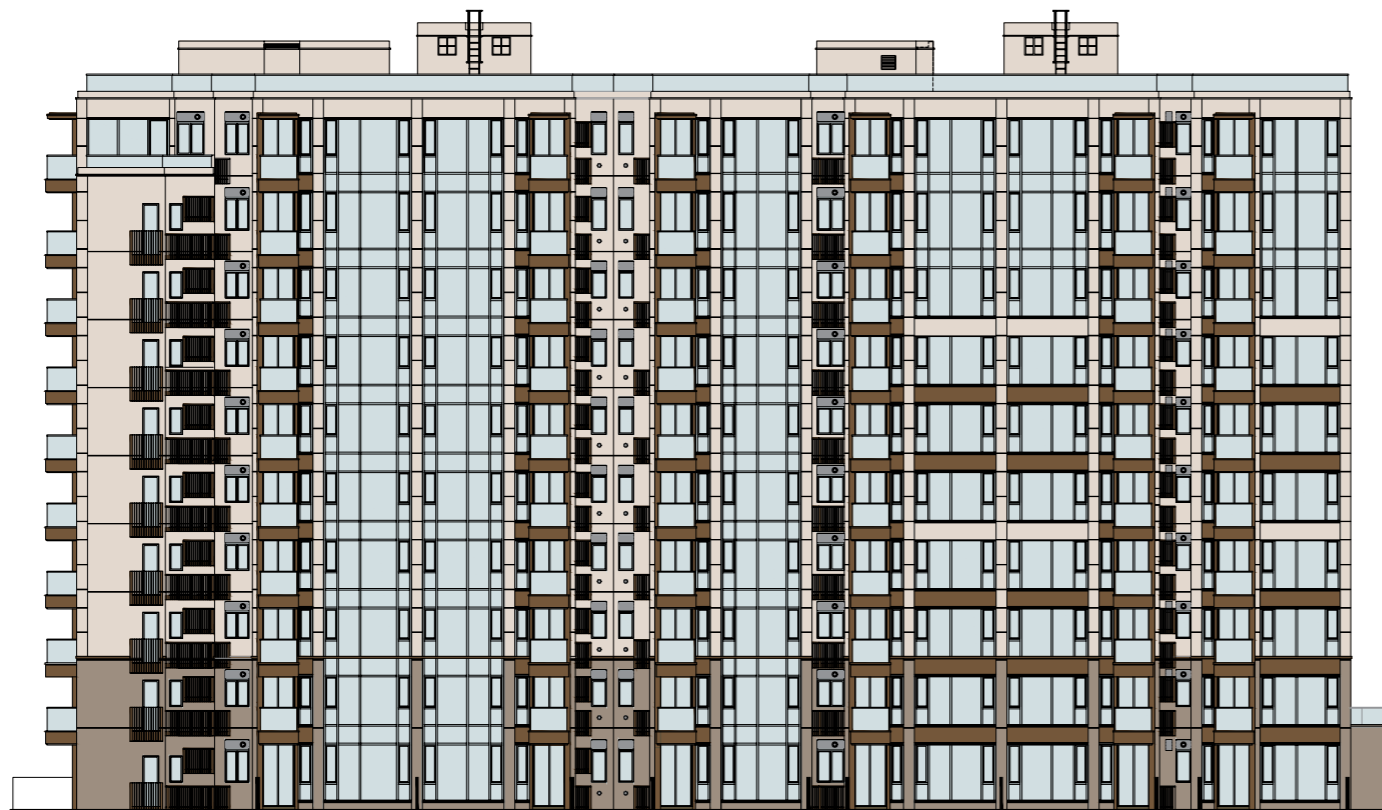
Key Plan
索引圖



Elevation Plan 18 立面圖 18

Tower 6
第6座

Tower 6A
第6A座



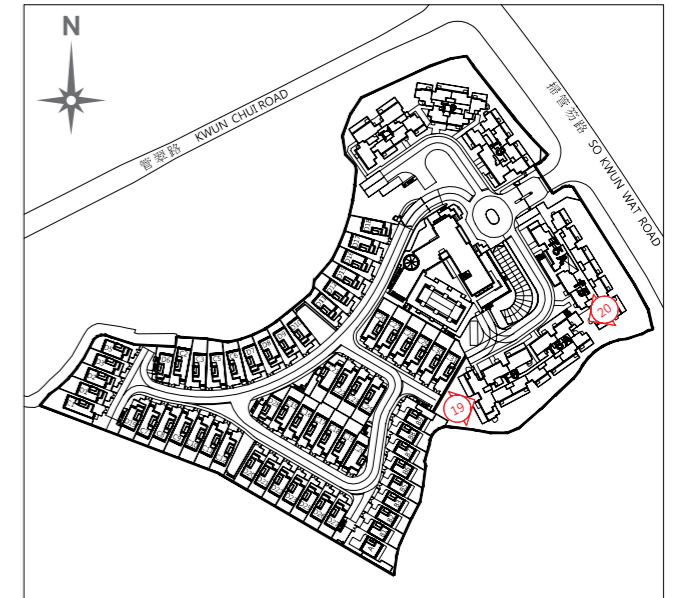
The Authorized Person for the Development has certified that the elevations shown on these plans:

- (1) are prepared on the basis of the approved building plans for the Development as of 28 December 2016; and
- (2) are in general accordance with the outward appearance of the Development.

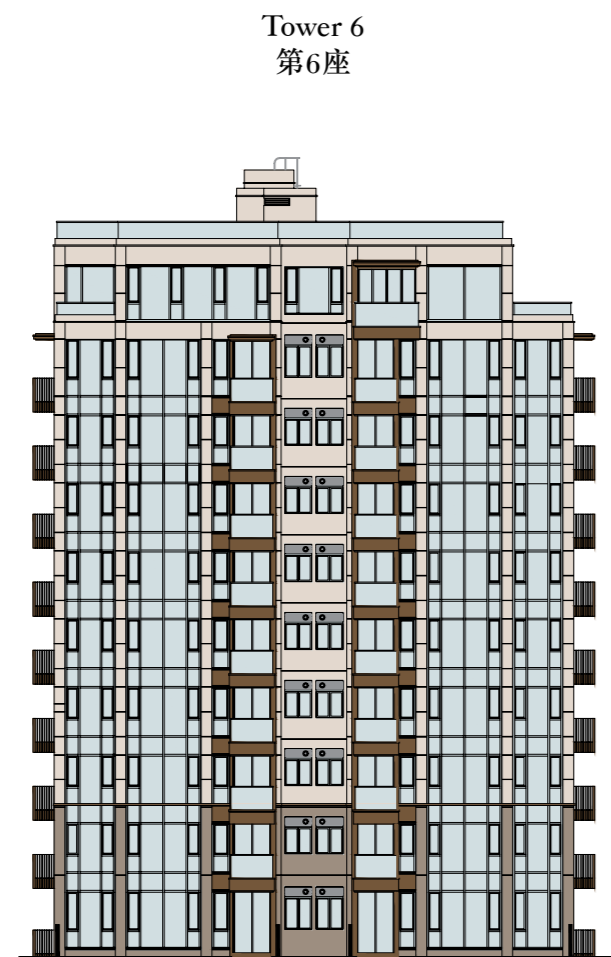
發展項目的認可人士證明此等立面圖所顯示的立面：

- (1) 以2016年12月28日的情況為準的發展項目的經批准的建築圖則為基礎擬備；及
- (2) 大致上與發展項目的外觀一致。

Key Plan
索引圖



Elevation Plan 19
立面圖 19



Elevation Plan 20
立面圖 20



Common Facilities 公用設施	Covered 有蓋		Uncovered 露天		Total 總數	
	Area (sq.m.) 面積(平方米)	Area (sq.ft.) 面積(平方呎)	Area (sq.m.) 面積(平方米)	Area (sq.ft.) 面積(平方呎)	Area (sq.m.) 面積(平方米)	Area (sq.ft.) 面積(平方呎)
Residents' clubhouse (including any recreational facilities for residents' use) 住客會所(包括供住客使用的任何康樂設施)	1588.432	17098	630.209	6784	2218.641	23881
Communal garden or play area for residents' use on the roof, or on any floor between the roof and the lowest residential floor, of a building in the Development (whether known as a communal sky garden or otherwise) 位於發展項目中的建築物的天台或在天台和最低一層住宅樓層之間的任何一層的、供住客使用的公用花園或遊樂地方(不論是稱為公用空中花園或有其他名稱)	-	-	-	-	-	-
Communal garden or play area for residents' use below the lowest residential floor of a building in the Development (whether known as a covered and landscaped play area or otherwise) 位於發展項目中的建築物的最低一層住宅樓層以下的、供住客使用的公用花園或遊樂地方(不論是稱為有蓋及園景的遊樂場或有其他名稱)	-	-	5204.840	56025	5204.840	56025

Note:

The areas as specified above in square feet are converted at a rate of 1 square metre = 10.764 square feet and rounded off to the nearest integer.

備註:

上述所列以平方呎顯示之面積以1平方米=10.764平方呎換算至平方呎，並四捨五入至整數。

1. A copy of the Outline Zoning Plan relating to the Development is available at www.ozp.tpb.gov.hk.
 2. (a) A copy of every deed of mutual covenant incorporating a management agreement in respect of the specified residential properties that has been executed or the latest draft of every deed of mutual covenant incorporating a management agreement in respect of the specified residential properties as at the date on which the specified residential properties are offered to be sold (as the case may be) is available for inspection at the place at which the specified residential properties are offered to be sold.
(b) The inspection is free of charge.
1. 備有關乎發展項目的分區計劃大綱圖的文本供閱覽的互聯網網站的網址為 www.ozp.tpb.gov.hk。
 2. (a) 指明住宅物業的每一已簽立的公共契約及管理協議或指明住宅物業的每一公共契約及管理協議在將指明住宅物業提供出售的日期的最新擬稿（視乎情況）的文本存放在指明住宅物業的售樓處，以供閱覽。
(b) 無須為閱覽付費。

House A, House B1 - B9, House C1 - C31, House D1 - D28
A號、B1 - B9號、C1 - C31號、D1 - D28號洋房

1. Exterior finishes																																																																		
Item	Description																																																																	
(a)	External wall	Finished with natural stone cladding, external paint, aluminium cladding, aluminium louvre, metal grille feature and curtain wall.																																																																
(b)	Window	<p>Curtain wall with aluminium frame finished with fluorocarbon coating fitted with tinted glass for living room, kitchen, bedroom (if curtain wall is provided), master bedroom, ensuite (if curtain wall is provided) and the following locations:</p> <table border="1"> <tr> <td>House A</td> <td>1/F</td> <td>Bathroom 1</td> </tr> <tr> <td></td> <td>2/F</td> <td>Staircase & Master bathroom</td> </tr> <tr> <td></td> <td>R/F</td> <td>Staircase</td> </tr> <tr> <td>House B1 to B9</td> <td>1/F</td> <td>Bathroom 1</td> </tr> <tr> <td></td> <td>2/F</td> <td>Staircase & Master bathroom</td> </tr> <tr> <td></td> <td>R/F</td> <td>Staircase</td> </tr> <tr> <td>House C1 to C19, C22 to C31</td> <td>R/F</td> <td>Staircase</td> </tr> <tr> <td>House C20, C21</td> <td>G/F to R/F</td> <td>Staircase</td> </tr> <tr> <td></td> <td>1/F</td> <td>Bathroom 2</td> </tr> <tr> <td>House D1 to D28</td> <td>R/F</td> <td>Staircase</td> </tr> </table> <p>Aluminium window frame finished with fluorocarbon coating fitted with tinted glass at the following locations:</p> <table border="1"> <tr> <td>House A</td> <td>G/F</td> <td>Dining room</td> </tr> <tr> <td></td> <td>1/F</td> <td>Family area & Ensuite 1</td> </tr> <tr> <td>House B9</td> <td>G/F</td> <td>Living room</td> </tr> <tr> <td></td> <td>1/F</td> <td>Ensuite 2</td> </tr> <tr> <td>House C1, C25 to C26</td> <td>G/F</td> <td>Dining room</td> </tr> <tr> <td></td> <td>1/F</td> <td>Ensuite</td> </tr> <tr> <td>House C12, C31</td> <td>G/F</td> <td>Living room</td> </tr> <tr> <td></td> <td>1/F</td> <td>Master bedroom</td> </tr> <tr> <td>House D5, D11, D20, D28</td> <td>G/F</td> <td>Living room</td> </tr> <tr> <td>House D10, D18</td> <td>G/F</td> <td>Dining room</td> </tr> <tr> <td></td> <td>1/F</td> <td>Bedroom 1</td> </tr> </table> <p>Above mentioned aluminium window for living room and dining room at Ground Floor shall be fixed window.</p> <p>Aluminium window frame finished with fluorocarbon coating fitted with tinted obscure glass panel for bathrooms (if window is provided) shall be fixed window, except for the above mentioned bathrooms.</p>		House A	1/F	Bathroom 1		2/F	Staircase & Master bathroom		R/F	Staircase	House B1 to B9	1/F	Bathroom 1		2/F	Staircase & Master bathroom		R/F	Staircase	House C1 to C19, C22 to C31	R/F	Staircase	House C20, C21	G/F to R/F	Staircase		1/F	Bathroom 2	House D1 to D28	R/F	Staircase	House A	G/F	Dining room		1/F	Family area & Ensuite 1	House B9	G/F	Living room		1/F	Ensuite 2	House C1, C25 to C26	G/F	Dining room		1/F	Ensuite	House C12, C31	G/F	Living room		1/F	Master bedroom	House D5, D11, D20, D28	G/F	Living room	House D10, D18	G/F	Dining room		1/F	Bedroom 1
House A	1/F	Bathroom 1																																																																
	2/F	Staircase & Master bathroom																																																																
	R/F	Staircase																																																																
House B1 to B9	1/F	Bathroom 1																																																																
	2/F	Staircase & Master bathroom																																																																
	R/F	Staircase																																																																
House C1 to C19, C22 to C31	R/F	Staircase																																																																
House C20, C21	G/F to R/F	Staircase																																																																
	1/F	Bathroom 2																																																																
House D1 to D28	R/F	Staircase																																																																
House A	G/F	Dining room																																																																
	1/F	Family area & Ensuite 1																																																																
House B9	G/F	Living room																																																																
	1/F	Ensuite 2																																																																
House C1, C25 to C26	G/F	Dining room																																																																
	1/F	Ensuite																																																																
House C12, C31	G/F	Living room																																																																
	1/F	Master bedroom																																																																
House D5, D11, D20, D28	G/F	Living room																																																																
House D10, D18	G/F	Dining room																																																																
	1/F	Bedroom 1																																																																

1. 外部裝修物料																																																																	
細項	描述																																																																
(a)	外牆	鋪砌天然石材、外牆漆、鋁板、鋁百葉、金屬裝飾架及幕牆。																																																															
(b)	窗	<p>幕牆裝設鋁框配有氟化炭塗層及鑲有色玻璃於客廳、廚房、睡房(如設有幕牆)、主人睡房、套房(如設有幕牆)及以下位置:</p> <table border="1"> <tr> <td>A號洋房</td> <td>1樓</td> <td>浴室1</td> </tr> <tr> <td></td> <td>2樓</td> <td>樓梯及主人浴室</td> </tr> <tr> <td></td> <td>天台</td> <td>樓梯</td> </tr> <tr> <td>B1至B9號洋房</td> <td>1樓</td> <td>浴室1</td> </tr> <tr> <td></td> <td>2樓</td> <td>樓梯及主人浴室</td> </tr> <tr> <td></td> <td>天台</td> <td>樓梯</td> </tr> <tr> <td>C1至C19、C22至C31號洋房</td> <td>天台</td> <td>樓梯</td> </tr> <tr> <td>C20、C21號洋房</td> <td>地下至天台</td> <td>樓梯</td> </tr> <tr> <td></td> <td>1樓</td> <td>浴室2</td> </tr> <tr> <td>D1至D28號洋房</td> <td>天台</td> <td>樓梯</td> </tr> </table> <p>裝設鋁窗框配有氟化炭塗層及鑲有色玻璃於以下位置:</p> <table border="1"> <tr> <td>A號洋房</td> <td>地下</td> <td>飯廳</td> </tr> <tr> <td></td> <td>1樓</td> <td>家庭活動區及套房1</td> </tr> <tr> <td>B9號洋房</td> <td>地下</td> <td>客廳</td> </tr> <tr> <td></td> <td>1樓</td> <td>套房 2</td> </tr> <tr> <td>C1、C25至C26號洋房</td> <td>地下</td> <td>飯廳</td> </tr> <tr> <td></td> <td>1樓</td> <td>套房</td> </tr> <tr> <td>C12、C31號洋房</td> <td>地下</td> <td>客廳</td> </tr> <tr> <td></td> <td>1樓</td> <td>主人睡房</td> </tr> <tr> <td>D5、D11、D20、D28號洋房</td> <td>地下</td> <td>客廳</td> </tr> <tr> <td>D10、D18號洋房</td> <td>地下</td> <td>飯廳</td> </tr> <tr> <td></td> <td>1樓</td> <td>睡房1</td> </tr> </table> <p>以上提及設於地下客廳及飯廳之鋁窗均為梗窗。</p> <p>除以上提及之浴室外, 所有設於浴室之鋁窗(如設有窗)均為梗窗, 並裝設鋁窗框配有氟化炭塗層及鑲有色磨砂飾面玻璃。</p>	A號洋房	1樓	浴室1		2樓	樓梯及主人浴室		天台	樓梯	B1至B9號洋房	1樓	浴室1		2樓	樓梯及主人浴室		天台	樓梯	C1至C19、C22至C31號洋房	天台	樓梯	C20、C21號洋房	地下至天台	樓梯		1樓	浴室2	D1至D28號洋房	天台	樓梯	A號洋房	地下	飯廳		1樓	家庭活動區及套房1	B9號洋房	地下	客廳		1樓	套房 2	C1、C25至C26號洋房	地下	飯廳		1樓	套房	C12、C31號洋房	地下	客廳		1樓	主人睡房	D5、D11、D20、D28號洋房	地下	客廳	D10、D18號洋房	地下	飯廳		1樓	睡房1
A號洋房	1樓	浴室1																																																															
	2樓	樓梯及主人浴室																																																															
	天台	樓梯																																																															
B1至B9號洋房	1樓	浴室1																																																															
	2樓	樓梯及主人浴室																																																															
	天台	樓梯																																																															
C1至C19、C22至C31號洋房	天台	樓梯																																																															
C20、C21號洋房	地下至天台	樓梯																																																															
	1樓	浴室2																																																															
D1至D28號洋房	天台	樓梯																																																															
A號洋房	地下	飯廳																																																															
	1樓	家庭活動區及套房1																																																															
B9號洋房	地下	客廳																																																															
	1樓	套房 2																																																															
C1、C25至C26號洋房	地下	飯廳																																																															
	1樓	套房																																																															
C12、C31號洋房	地下	客廳																																																															
	1樓	主人睡房																																																															
D5、D11、D20、D28號洋房	地下	客廳																																																															
D10、D18號洋房	地下	飯廳																																																															
	1樓	睡房1																																																															

House A, House B1 - B9, House C1 - C31, House D1 - D28
A號、B1 - B9號、C1 - C31號、D1 - D28號洋房

1. Exterior finishes		
Item	Description	
(c)	Bay window	No bay window is provided.
(d)	Planter	No planter is provided.
(e)	Verandah or Balcony	No verandah is provided. Balcony is finished with glass balustrade and aluminum capping with top rail. Floor is finished with ceramic tile with natural stone skirting on curb. Wall is finished with natural stone cladding and aluminium cladding. All balconies are uncovered.
(f)	Drying facilities for clothing	Portable metal drying rack with plastic cap.

1. 外部裝修物料		
細項	描述	
(c)	窗台	不設窗台。
(d)	花槽	不設花槽。
(e)	陽台或露台	不設陽台。 露台裝設玻璃護欄，鋁蓋板及頂欄。 地台鋪砌瓷磚及天然石腳線。牆身鋪砌天然石材及鋁板。 所有露台沒有覆蓋。
(f)	乾衣設施	輕便式金屬框包膠曬衣架。

House A, House B1 - B9, House C1 - C31, House D1 - D28
A號、B1 - B9號、C1 - C31號、D1 - D28號洋房

2. Interior finishes		
Item	Description	
(a)	Lobby	Not provided.
(b)	Internal wall and ceiling	<p>Internal wall (except House C26) - Living room, dining room, master bedroom, bedroom and ensuite are finished with emulsion paint.</p> <p>Internal wall of House C26 - Living room is finished with natural stone, fabric upholstery, decorative stainless steel trim, mirror panel, wallpaper and emulsion paint. Dining room is finished with timber veneer, emulsion paint, wallpaper, decorative stainless steel screen and trim. Master Bedroom is finished with timber veneer, fabric upholstery, wallpaper, glass panel screen door, vinyl panel, decorative stainless steel trim and emulsion paint. Bedroom 1 is finished with wallpaper, acrylic panel, decorative stainless steel trim and emulsion paint. Ensuite is finished with wallpaper, vinyl panel, glass panel, decorative stainless steel trim and emulsion paint.</p> <p>Ceiling (except House C26) - Living room, dining room, master bedroom, bedroom and ensuite are finished with emulsion paint. Gypsum board bulkhead finished with emulsion paint (if bulkhead is provided).</p> <p>Ceiling of House C26 - Living room, dining room, bedroom 1 and ensuite are finished with emulsion paint, gypsum board finished with emulsion paint and decorative stainless steel trim. Master bedroom are finished with aluminum panel, emulsion paint, gypsum board finished with emulsion paint and decorative stainless steel trim.</p>

2. 室內裝修物料		
細項	描述	
(a)	大堂	不設大堂
(b)	內牆及天花板	<p>內牆(C26號洋房除外) - 客廳、飯廳、主人睡房、睡房及套房髹乳膠漆。</p> <p>C26號洋房內牆 - 客廳鋪砌天然石材、布質內飾、不銹鋼飾線、鑲鏡、牆紙及髹乳膠漆 飯廳鋪砌木皮飾面、髹乳膠漆、牆紙、不銹鋼屏風及飾線 主人睡房鋪砌木皮飾面、布質內飾、牆紙、玻璃屏幕門、膠質飾板、不銹鋼飾線及髹乳膠漆。 睡房1 鋪砌牆紙、亞加力飾板、不銹鋼飾線及髹乳膠漆 套房鋪砌牆紙、膠質飾板、玻璃飾板、不銹鋼飾線及髹乳膠漆。</p> <p>天花板(C26號洋房除外) - 客廳、飯廳、主人睡房、睡房及套房髹乳膠漆。石膏板假陣髹乳膠漆(如設有假陣)。</p> <p>C26號洋房天花板 - 客廳、飯廳、睡房1 及套房髹乳膠漆、石膏板髹乳膠漆及不銹鋼飾線。 主人睡房鋪砌鋁板、髹乳膠漆石膏板髹乳膠漆及不銹鋼飾線。</p>

House A, House B1 - B9, House C1 - C31, House D1 - D28
A號、B1 - B9號、C1 - C31號、D1 - D28號洋房

2. Interior finishes	
Item	Description
(c) Internal floor	<p>Internal floor (except House C26) - Living room and dining room are finished with natural stone and engineered timber skirting. Master bedroom, bedroom and ensuite are finished with engineered timber flooring and engineered timber skirting. Natural stone border is fitted along edge of floor adjoining door to balcony and flat roof.</p> <p>Internal floor of House C26 - Living Room finished with natural stone flooring and stainless steel skirting dining room finished with natural stone flooring and stainless steel skirting. Master Bedroom finished with engineered timber flooring, and engineered timber skirting Ensuite finished with engineered timber flooring and engineered timber skirting. Bedroom 1 finished with engineered timber flooring and engineered timber skirting. Natural stone border and engineered timber skirting is fitted along edge of floor adjoining door to balcony and flat roof.</p>
(d) Bathroom	<p>Bathrooms (except Master bathroom) - Wall (except those areas covered by vanity counter, mirror cabinet and above false ceiling level) is finished with ceramic tile. Floor (except those areas under the bathtub and areas under the vanity counter) is finished with natural stone. Gypsum board false ceiling finished with emulsion paint is provided. Wall finishes run up to false ceiling.</p> <p>Master bathroom - Wall (except those areas covered by vanity counter, mirror cabinet and above false ceiling level) is finished with natural stone. Floor (except those areas under the bathtub and areas under the vanity counter) is finished with natural stone. Gypsum board false ceiling finished with emulsion paint is provided. Wall finishes run up to false ceiling.</p>
(e) Kitchen	<p>Wall (except those areas covered by kitchen cabinet and above the false ceiling level) is finished with ceramic tile and glazing panel. Floor (except those areas under the kitchen cabinet) is finished with natural stone. Gypsum board with emulsion paint and aluminium panel false ceiling are provided. All cooking bench countertop is fitted with solid surface material. Wall finishes run up to false ceiling.</p>

2. 室內裝修物料	
細項	描述
(c) 內部地板	<p>內部地板 (C26號洋房除外) - 客廳及飯廳內部地板鋪砌天然石材及複合木牆腳線。主人睡房、睡房及套房鋪砌複合木地板及複合木牆腳線。沿通往露台及平台門戶之地台圍邊部分鋪砌天然石條。</p> <p>C26 號洋房內部地板 - 客廳內部地板鋪砌天然石材及不銹鋼牆腳線。 飯廳內部地板鋪砌天然石材及不銹鋼牆腳線。 主人睡房內部地板鋪砌複合木及複合木地板牆腳線。 套房內部地板鋪砌複合木及複合木地板牆腳線。 睡房1 內部地板鋪砌複合木及複合木地板牆腳線。 沿通往露台及平台門戶之內部地台圍邊部分鋪砌天然石及複合木地板牆腳線。</p>
(d) 浴室	<p>所有浴室(除主人浴室) - 牆身鋪砌瓷磚(面盆櫃背、鏡櫃背及假天花以上除外)。 地台鋪砌天然石材(浴缸底及面盆櫃底除外)。 裝設石膏板假天花，髹乳膠漆。 牆身的裝修物料鋪砌至假天花。</p> <p>主人浴室 - 牆身鋪砌天然石材(面盆櫃背、鏡櫃背及假天花以上除外)。 地台鋪砌天然石材(浴缸底及面盆櫃底除外)。 裝設石膏板假天花，髹乳膠漆。 牆身的裝修物料鋪砌至假天花。</p>
(e) 廚房	<p>牆身鋪砌瓷磚及玻璃飾面板(廚櫃背及假天花以上除外)。 地台鋪砌天然石材(廚櫃底除外)。 裝設石膏板髹乳膠漆及鋁板假天花。 所有煮食灶台面配有實體面料。 牆身的裝修物料鋪砌至假天花。</p>

House A, House B1 - B9, House C1 - C31, House D1 - D28
A號、B1 - B9號、C1 - C31號、D1 - D28號洋房

3. Interior fittings																	
Item	Description																
(a) Doors	<p>Main entrance of House (except House C26) - Aluminium door finished with timber veneer at indoor side and fitted with lockset, concealed door closer, eye viewer, flush bolt, door hinge and door stopper.</p> <p>Main entrance of House C26 - Aluminum door finished with timber veneer and timber pattern sticker at indoor side and fitted with lockset, concealed door closer, eye viewer, flush bolt, door hinge and door stopper.</p> <p>Carpark entrance - Solid core fire rated timber door with timber veneer and fitted with lockset, door closer, smoke seal, door hinge and door stopper.</p> <p>Kitchen - Solid core fire rated timber door finished with timber veneer and fitted with fire rated glass vision panel, handle, concealed door closer, door hinge and door stopper.</p> <p>Bedroom, Master bedroom and ensuite (except Bedroom 1 of House C26) - Hollow core timber door finished with timber veneer and fitted with lockset, door hinge and door stopper.</p> <p>Bedroom 1 of House C26 Hollow core timber door finished with timber veneer and wall covering and fitted with lockset, door hinge and door stopper.</p> <p>Bathroom and Lavatory 2 - Hollow core timber door finished with timber veneer and fitted with lockset, door hinge and door stopper. Timber louver is provided at Lavatory 2 and at the following locations:</p> <table border="1"> <tbody> <tr> <td>House A</td> <td>1/F</td> <td>Bathroom 2, Bathroom 3</td> </tr> <tr> <td>House B1 to B9</td> <td>1/F</td> <td>Bathroom 2, Bathroom 3</td> </tr> <tr> <td>House C1 to C19, C22 to C31</td> <td>1/F</td> <td>Bathroom 1, Master bathroom</td> </tr> <tr> <td>House C20, C21</td> <td>1/F</td> <td>Bathroom 1, Master bathroom</td> </tr> <tr> <td>House D1 to D28</td> <td>1/F</td> <td>Master bathroom</td> </tr> </tbody> </table> <p>Lavatory 1 - Metal folding door finished with paint and fitted with obscure glass panel.</p>		House A	1/F	Bathroom 2, Bathroom 3	House B1 to B9	1/F	Bathroom 2, Bathroom 3	House C1 to C19, C22 to C31	1/F	Bathroom 1, Master bathroom	House C20, C21	1/F	Bathroom 1, Master bathroom	House D1 to D28	1/F	Master bathroom
House A	1/F	Bathroom 2, Bathroom 3															
House B1 to B9	1/F	Bathroom 2, Bathroom 3															
House C1 to C19, C22 to C31	1/F	Bathroom 1, Master bathroom															
House C20, C21	1/F	Bathroom 1, Master bathroom															
House D1 to D28	1/F	Master bathroom															

3. 室內裝置																	
細項	描述																
(a) 門	<p>洋房大門 (C26號洋房除外) - 鋁門室內配有木皮飾面，裝設門鎖、暗藏氣鼓、防盜眼、門門、門鉸及門擋。</p> <p>C26號洋房大門 - 鋁門室內配有木皮飾和木皮飾貼紙，裝設門鎖、暗藏氣鼓、防盜眼、門門、門鉸及門擋。</p> <p>停車場入口 - 木皮飾面實心防火木門，裝設門鎖、氣鼓、防煙條、門鉸及門擋。</p> <p>廚房 - 木皮飾面實心防火木門，裝設防火玻璃小窗、把手、暗藏氣鼓、門鉸及門擋。</p> <p>睡房、主人睡房及套房 (C26號洋房睡房1除外) - 木皮飾面空心木門，裝設門鎖、門鉸及門擋。</p> <p>C26號洋房睡房 1 - 木皮飾面及牆紙空心木門，裝設門鎖、門鉸及門擋。</p> <p>浴室及洗手間 2 - 木皮飾面空心木門，裝設門鎖、門鉸及門擋。木百葉將設於洗手間2及以下位置：</p> <table border="1"> <tbody> <tr> <td>A號洋房</td> <td>1樓</td> <td>浴室2、浴室3</td> </tr> <tr> <td>B1至B9號洋房</td> <td>1樓</td> <td>浴室2、浴室3</td> </tr> <tr> <td>C1至C19、C22至C31號洋房</td> <td>1樓</td> <td>浴室1、主人浴室</td> </tr> <tr> <td>C20、C21號洋房</td> <td>1樓</td> <td>浴室1、主人浴室</td> </tr> <tr> <td>D1至D28號洋房</td> <td>1樓</td> <td>主人浴室</td> </tr> </tbody> </table> <p>洗手間 1 - 油漆面金屬摺門，裝設磨砂玻璃。</p>		A號洋房	1樓	浴室2、浴室3	B1至B9號洋房	1樓	浴室2、浴室3	C1至C19、C22至C31號洋房	1樓	浴室1、主人浴室	C20、C21號洋房	1樓	浴室1、主人浴室	D1至D28號洋房	1樓	主人浴室
A號洋房	1樓	浴室2、浴室3															
B1至B9號洋房	1樓	浴室2、浴室3															
C1至C19、C22至C31號洋房	1樓	浴室1、主人浴室															
C20、C21號洋房	1樓	浴室1、主人浴室															
D1至D28號洋房	1樓	主人浴室															

House A, House B1 - B9, House C1 - C31, House D1 - D28
A號、B1 - B9號、C1 - C31號、D1 - D28號洋房

3. Interior fittings	
Item	Description
(a) Doors	<p>Store room - Hollow core timber sliding door finished with timber veneer and fitted with lockset for House A, B1 to B9. Hollow core timber door finished with timber veneer and fitted with lockset and door hinge for House C1 to C31, D1 to D28.</p> <p>From living room to private garden - Aluminium framed folding door finished with fluorocarbon coating fitted with tinted glass, lockset and handle for House A, B1 to B9. Aluminium framed sliding door finished with fluorocarbon coating fitted with tinted glass, lock and handle for House C1 to C31, D1 to D28.</p> <p>Private garden - Metal gate finished with paint and fitted with lockset and flush bolt installed at private garden fence wall.</p> <p>Balcony - Aluminium framed door finished with fluorocarbon coating fitted with tinted glass, lockset and door hinge for House C1 to C31, D1 to D28.</p> <p>Flat roof - Aluminium framed door finished with fluorocarbon coating fitted with tinted glass, lockset and door hinge for House A, B1 to B9, D1 to D28.</p> <p>From master bedroom to flat roof - Aluminium framed sliding door finished with fluorocarbon coating fitted with tinted glass, lock and handle for House A, B1 to B9.</p> <p>Roof - Aluminium door finished with fluorocarbon coating fitted with lockset and door hinge.</p>

3. 室內裝置	
細項	描述
(a) 門	<p>儲物房 - 木皮飾面空心趟門，裝設門鎖於A號，B1至B9號洋房。 木皮飾面空心木門，裝設門鎖及門鉸於C1至C31號、D1至D28號洋房。</p> <p>由客廳往私人花園 - 裝設鋁框摺門配有氟化炭塗層鑲有色玻璃、裝設門鎖及把手於A號、B1至B9號洋房。 裝設鋁框趟門配有氟化炭塗層鑲有色玻璃、裝設門鎖及把手於C1至C31號、D1至D28號洋房。</p> <p>私人花園 - 油漆面金屬門閘，配有門鎖及門鉸，裝設於私人花園圍牆。</p> <p>露台 - 鋁框門配有氟化炭塗層鑲有色玻璃，裝設門鎖及門鉸於C1至C31號、D1至D28號洋房。</p> <p>平台 - 鋁框門配有氟化炭塗層鑲有色玻璃，裝設門鎖及門鉸於A號、B1至B9號、D1至D28號洋房。</p> <p>由主人睡房往平台 - 鋁框趟門配有氟化炭塗層鑲有色玻璃，裝設門鎖及把手於A號、B1至B9號洋房。</p> <p>天台 - 鋁門配有氟化炭塗層，裝設門鎖及門鉸。</p>

House A, House B1 - B9, House C1 - C31, House D1 - D28
A號、B1 - B9號、C1 - C31號、D1 - D28號洋房

3. Interior fittings		
Item	Description	
(b) Bathroom	<p>i. Wooden mirror cabinet and wooden vanity counter with natural stone countertop. Fitting and equipment include vitreous wash basin with polished chrome finished basin mixer, vitreous water closet, polished chrome plated towel bar and toilet paper holder. For the appliances provided for each House, please refer to "Appliances Schedule".</p> <p>ii. Copper pipe is used for cold and hot water supply system. UPVC pipe is used for flushing water supply system.</p> <p>iii. Press-steel enamel finish bathtub with polished chrome bath mixer (only applicable to bathrooms with bathtub). Glass shower cubicle with polished chrome shower mixer (only applicable to bathroom with shower cubicle).</p> <p>iv. Bathtub (only applicable to bathrooms with bathtub) with size 1500mm(L) x 700mm(W) x 420mm(D) is provided, bathtub of master bathroom of all Houses and bathrooms of House A with size 1600mm(L)x700mm(W) x420mm(D) is provided.</p> <p>v. For brand name and model number of appliances, please refer to the "Appliances Schedule".</p>	
(c) Kitchen	<p>Stainless steel sink with chrome plated hot and cold water faucet. Copper pipes for cold and hot water supply system. Wooden kitchen cabinet finished with timber veneer and solid surface material countertop.</p> <p>For the kitchen appliances provided for each House, please refer to the "Appliances Schedule".</p>	

3. 室內裝置		
細項	描述	
(b) 浴室	<p>i. 裝設木鏡櫃及配以天然石材檯面之木製面盆櫃。裝置及設備包括陶瓷洗手盆配鍍鉻洗手盆水龍頭，陶瓷坐廁，鍍鉻毛巾架及廁紙架。有關洋房提供的設備，請參閱「設備說明表」。</p> <p>ii. 冷熱水供水系統採用銅喉管。沖廁供水系統採用膠喉管。</p> <p>iii. 搪瓷鋼板浴缸配有鍍鉻浴缸龍頭(只適用於有浴缸的浴室)。玻璃淋浴間配有鍍鉻淋浴龍頭(只適用於有淋浴間的浴室)。</p> <p>iv. 浴缸呎吋為1500毫米(長) x 700毫米(闊) x 420毫米(深)(只適用於有浴缸的浴室)，所有洋房主人浴室及A號洋房浴室裝設1600毫米(長) x 700毫米(闊) x 420毫米(深)浴缸。</p> <p>v. 有關設備之品牌名稱及產品型號，請參閱「設備說明表」。</p>	
(c) 廚房	<p>不銹鋼洗滌盆配鍍鉻冷熱水水龍頭。冷熱水供水系統採用銅喉管。裝置木製廚櫃組合配木皮飾面，灶台鋪設實體面料。</p> <p>有關洋房單位提供之廚房設備，請參閱「設備說明表」。</p>	

House A, House B1 - B9, House C1 - C31, House D1 - D28
A號、B1 - B9號、C1 - C31號、D1 - D28號洋房

3. Interior fittings		
Item	Description	
(d) Bedroom	No fittings.	
(e) Telephone	Telephone outlets are provided. For location and number of connection points, please refer to the "Schedule of Mechanical and Electrical Provisions of Residential Units".	
(f) Aerials	TV/FM socket outlets for local TV/FM programme are provided. For location and number of connection points, please refer to the "Schedule of Mechanical and Electrical Provisions of Residential Units".	
(g) Electrical Installations	<p>Three phase electricity supply with miniature circuit breaker distribution board is provided for all Houses.</p> <p>Electrical conduits are concealed in part and exposed in part¹.</p> <p>Electrical power is provided for electrical appliances which are mentioned in the "Appliances Schedule" in this section. For the location, type and number of electrical fittings, power points and air conditioner points, please refer to the "Schedule of Mechanical & Electrical Provisions of Residential Units".</p>	
(h) Gas Supply	Town gas supply pipes are provided and connected to gas cooking hob and gas water heater for each House. Gas meter connection point is provided in basement gas meter cabinet for each House.	
(i) Washing Machine Connection Point	<p>Water outlet and water inlet connection point are provided for washing machine. Water point of a design of 22mm in diameter and drain point of a design of 40mm in diameter are provided for washing machine.</p> <p>For the location of connection points, please refer to the "Schedule of Mechanical & Electrical Provisions of Residential Units".</p>	
(j) Water Supply	<p>Copper pipe is used for cold and hot water supply system. UPVC pipes are used for flushing water system.</p> <p>Water pipe is concealed in part and exposed in part².</p> <p>Hot water is available upon operation of gas water heater.</p>	

3. 室內裝置	
細項	描述
(d) 睡房	沒有裝置。
(e) 電話	裝設有電話接駁點。有關接駁點的位置及數目，請參閱「住宅單位機電裝置數量說明表」。
(f) 天線	裝設電視/電台天線插座，可接收本地電視及FM電台節目。有關接駁點的位置及數目，請參閱「住宅單位機電裝置數量說明表」。
(g) 電力裝置	<p>所有洋房提供三相電力配電箱並裝置有微型斷路器。</p> <p>電線導管部份隱藏及部份外露¹。</p> <p>本章節中之「設備說明表」上所需電力操控之設備已提供電力。有關供電附件、電插座及空調機接駁點的位置、類型及數量，請參閱「住宅單位機電裝置數量說明表」。</p>
(h) 氣體供應	煤氣喉接駁煤氣煮食爐及煤氣熱水爐。每戶洋房預留煤氣錶接駁點於地庫煤氣錶櫃內。
(i) 洗衣機接駁點	<p>配備洗衣機來水及去水接駁點。設有洗衣機來水接駁喉位(其設計為直徑22毫米)及去水接駁喉位(其設計為直徑40毫米)。</p> <p>有關接駁點的位置，請參閱「住宅單位機電裝置數量說明表」。</p>
(j) 供水	<p>冷熱水供水系統採用銅喉管。沖廁水供水系統採用膠喉管。</p> <p>水管部分隱藏及部分外露²。</p> <p>當煤氣熱水爐運作時有熱水供應。</p>

House A, House B1 - B9, House C1 - C31, House D1 - D28
A號、B1 - B9號、C1 - C31號、D1 - D28號洋房

4. Miscellaneous		
Item	Description	
(a)	Lifts	Not provided.
(b)	Letter Box	Aluminium letter box.
(c)	Refuse Collection	Refuse collection and material recovery chamber is provided at B1/F for collection and removal of refuse by cleaners.
(d)	Water Meter, Electricity Meter and Gas Meter	Separate water meter for each House is provided in water meter cabinet on B1/F. Separate electricity meter for each House is provided in electrical meter room on B1/F. Separate gas meter for each House is provided on B1/F.

5. Security facilities
<p>CCTV cameras are provided at entrances of the Development, main entrance lobbies of each Residential Tower, landscaped area, clubhouse, carpark, fence wall, B1/F lift lobbies and lift cars and connected to the office accommodation for watchman and caretaker.</p> <p>Motion detectors are provided at portion of the fence wall and connect to the office accommodation for watchman and caretaker.</p> <p>Smart card readers for access control are provided at main entrance lobbies of each Residential Tower, carpark lift lobbies, clubhouse entrance and inside lift cars of each Residential Tower.</p> <p>Each House is equipped with a video door-phone which link with a visitor panel for access control at entrance of each House.</p> <p>Glass break sensor, door contact, motion detector are provided at G/F of each House and connect to house security panel of each House.</p>

6. Appliances
For brand name and model number of appliances, please refer to the "Appliances Schedule".

The vendor undertakes that if lifts or appliances of the specified brand name or model number are not installed in the Development, lifts or appliances of comparable quality will be installed.

Notes:

- Electrical conduits are concealed in part and exposed in part. Concealed conduits are those placed within concrete. Exposed conduits are not readily visible as they are covered or hidden by false ceiling, bulkhead, block wall and plastering.
- Water pipes are concealed in part and exposed in part. Concealed water pipes are those that pierce through structural members, structural slabs, transfer plates, beams, columns and structural walls. Exposed water pipes are not readily visible as they are covered or hidden by false ceiling, bulkhead, block wall and plastering.
- House B4, C4, C13, C14, C24, D4, D13, D14 & D24 are omitted.

4. 雜項		
細項	描述	
(a)	升降機	沒有升降機。
(b)	信箱	設置鋁質信箱。
(c)	垃圾收集	垃圾收集及物料回收房設於地庫1樓。垃圾由清潔工人收集及運走。
(d)	水錶、電錶及氣體錶	每戶洋房之獨立水錶安裝於地庫1樓之水錶箱內。每戶洋房之獨立電錶安裝於地庫1樓之電錶房內。每戶洋房之獨立煤氣錶安裝於地庫1樓。

5. 保安設施
<p>發展項目之入口、每座住宅大廈入口大堂、園林地帶、會所、停車場、圍牆、地庫1樓升降機大堂及升降機內均裝設閉路電視接駁到保安人員辦事處。</p> <p>部分圍牆上裝設移動感應器接駁到保安人員辦事處。</p> <p>住宅大廈入口大堂、停車場升降機大堂、會所入口及住宅大廈升降機內均裝有智能卡讀卡器。</p> <p>每戶洋房設視像機對講機接駁到每戶洋房入口的訪客對講機。</p> <p>每戶洋房地下裝設玻璃破碎探測器、門磁接觸器、移動感應器接駁到每戶之保安控制系統。</p>

6. 設備
有關設備之品牌名稱及產品型號，請參閱「設備說明表」。

賣方承諾如發展項目中沒有安裝指明的品牌名稱或產品型號的升降機或設備，便會安裝品質相若的升降機或設備。

備註:

- 電線導管部分隱藏及部分外露。隱藏導管置於混凝土內。外露導管因被假天花、隔板、磚牆及灰泥覆蓋或掩藏，故不易看見。
- 水管部分隱藏及部分外露。隱藏水管穿過結構構件、結構樓板、轉換層、橫樑、支柱及結構牆。外露水管因被假天花、隔板、磚牆及灰泥覆蓋或掩藏，故不易看見。
- 不設B4、C4、C13、C14、C24、D4、D13、D14及D24號洋房。

Tower 1, 2, 3, 5, 5A, 6 & 6A
第1、2、3、5、5A、6及6A座

1. Exterior finishes																					
Item	Description																				
(a) External wall	Finished with natural stone cladding, artificial granite tile, external paint, aluminium cladding, aluminium louvre, glass wall, metal grille feature and curtain wall.																				
(b) Window	<p>Curtain wall with aluminium frame finished with fluorocarbon coating fitted with tinted glass for living room, dining room, bedroom, master bedroom and the following locations:</p> <table border="1"> <tr> <td>Tower 5</td> <td>G/F to 10/F</td> <td>Flat D</td> <td>Store room</td> </tr> <tr> <td>Tower 5A</td> <td>10/F</td> <td>Flat A</td> <td>Ensuite</td> </tr> <tr> <td>Tower 6</td> <td>10/F</td> <td>Flat A</td> <td>Master bathroom</td> </tr> </table> <p>Aluminium window frame finished with fluorocarbon coating fitted with tinted glass for kitchen, bedroom (if window is provided), master bedroom (if window is provided) and the following locations:</p> <table border="1"> <tr> <td>Tower 5A</td> <td>10/F</td> <td>Flat A</td> <td>Living room</td> </tr> <tr> <td>Tower 6</td> <td>10/F</td> <td>Flat A</td> <td>Living room, Ensuite</td> </tr> </table> <p>Aluminium window frame finished with fluorocarbon coating fitted with tinted obscure glass for bathroom (if window is provided), master bathroom (if window is provided) and lavatory (if window is provided).</p>	Tower 5	G/F to 10/F	Flat D	Store room	Tower 5A	10/F	Flat A	Ensuite	Tower 6	10/F	Flat A	Master bathroom	Tower 5A	10/F	Flat A	Living room	Tower 6	10/F	Flat A	Living room, Ensuite
Tower 5	G/F to 10/F	Flat D	Store room																		
Tower 5A	10/F	Flat A	Ensuite																		
Tower 6	10/F	Flat A	Master bathroom																		
Tower 5A	10/F	Flat A	Living room																		
Tower 6	10/F	Flat A	Living room, Ensuite																		
(c) Bay window	No bay window is provided.																				
(d) Planter	No planter is provided.																				
(e) Verandah or Balcony	<p>No verandah is provided.</p> <p>Balcony is finished with glass balustrade and aluminum cladding with top rail.</p> <p>Floor is finished with ceramic tile and natural stone copping on curb. Wall is finished with artificial granite tile on G/F, 1/F and external paint on remaining floors.</p> <p>Ceiling is finished with external paint except balcony at 10/F is fitted with aluminium cladding.</p> <p>All balconies are covered.</p>																				
(f) Drying facilities for clothing	Portable metal drying rack with plastic cap.																				

1. 外部裝修物料																					
細項	描述																				
(a) 外牆	鋪砌天然石材、仿石外牆磚、外牆漆、鋁板、鋁百葉、玻璃牆、金屬裝飾架及幕牆。																				
(b) 窗	<p>幕牆裝設鋁框配有氟化炭塗層及鑲有色玻璃於客廳、飯廳、睡房、主人睡房及下列位置：</p> <table border="1"> <tr> <td>第5座</td> <td>地下至10樓</td> <td>D單位</td> <td>儲物房</td> </tr> <tr> <td>第5A座</td> <td>10樓</td> <td>A單位</td> <td>套房</td> </tr> <tr> <td>第6座</td> <td>10樓</td> <td>A單位</td> <td>主人浴室</td> </tr> </table> <p>裝設鋁窗框配有氟化炭塗層及鑲有色玻璃於廚房、睡房(如設有窗)、主人睡房(如設有窗)及下列位置：</p> <table border="1"> <tr> <td>第5A座</td> <td>10樓</td> <td>A單位</td> <td>客廳</td> </tr> <tr> <td>第6座</td> <td>10樓</td> <td>A單位</td> <td>客廳、套房</td> </tr> </table> <p>裝設鋁窗框配有氟化炭塗層及鑲有色磨砂飾面玻璃於浴室(如設有窗)、主人浴室(如設有窗)及洗手間(如設有窗)。</p>	第5座	地下至10樓	D單位	儲物房	第5A座	10樓	A單位	套房	第6座	10樓	A單位	主人浴室	第5A座	10樓	A單位	客廳	第6座	10樓	A單位	客廳、套房
第5座	地下至10樓	D單位	儲物房																		
第5A座	10樓	A單位	套房																		
第6座	10樓	A單位	主人浴室																		
第5A座	10樓	A單位	客廳																		
第6座	10樓	A單位	客廳、套房																		
(c) 窗台	不設窗台。																				
(d) 花槽	不設花槽。																				
(e) 陽台或露台	<p>不設陽台。</p> <p>露台裝設玻璃護欄，鋁蓋板及頂欄。</p> <p>地台鋪砌瓷磚及天然石蓋基頂。地下及1樓牆身鋪砌仿石外牆磚及於其他樓層髹外牆漆。</p> <p>除10樓露台鋪設鋁板天花，其他樓層天花髹外牆漆。</p> <p>所有露台均有覆蓋。</p>																				
(f) 乾衣設施	輕便式金屬框包膠曬衣架。																				

Tower 1, 2, 3, 5, 5A, 6 & 6A
第1、2、3、5、5A、6及6A座

2. Interior finishes		
Item	Description	
(a) Lobby	<p>Main entrance Lobby - Wall is finished with natural stone, timber veneer feature wall, feature glass, vinyl upholstery and metal feature. Floor is finished with natural stone. Gypsum board false ceiling finished with paint is provided.</p> <p>Typical Lift Lobby - Wall is finished with natural stone, timber veneer, feature glass and wall covering. Floor is finished with natural stone. Gypsum board false ceiling finished with paint is provided.</p> <p>Basement Lift Lobby - Wall is finished with timber veneer and ceramic tile. Floor is finished with ceramic tile. Gypsum board false ceiling finished with paint is provided.</p>	
(b) Internal wall and ceiling	<p>Internal wall - (Except Unit C on 5/F, Tower 6 and Unit F on 5/F, Tower 6) Living room, dining room, bedroom, master bedroom and ensuite are finished with emulsion paint.</p> <p>Internal wall of Unit C on 5/F, Tower 6 - Dining room and bedroom are finished with emulsion paint. Living room and master bedroom are finished with wall covering and emulsion paint.</p> <p>Internal wall of Unit F on 5/F, Tower 6 - Dining room and bedroom 2 are finished with emulsion paint. Living room and bedroom 1 are finished with wall covering and emulsion paint.</p> <p>Ceiling - Living room, dining room, bedroom, master bedroom and ensuite are finished with emulsion paint. Gypsum board bulkhead finished with emulsion paint (if bulkhead is provided).</p>	
(c) Internal floor	<p>Living room, dining room, master bedroom, ensuite and bedroom - Finished with engineered timber flooring and engineered timber skirting. Natural stone border is fitted along edge of floor adjoining door to balcony, utility platform, private garden and flat roof.</p>	

2. 室內裝修物料		
細項	描述	
(a) 大堂	<p>入口大堂 - 牆身鋪砌天然石材、木皮飾面特色牆、特色玻璃、人造皮飾面及金屬裝飾。 地台鋪砌天然石材。 裝設石膏板假天花，髹油漆。</p> <p>升降機大堂 - 牆身鋪砌天然石材、木皮飾面、特色玻璃及牆紙。 地台鋪砌天然石材。 裝設石膏板假天花，髹油漆。</p> <p>地庫升降機大堂 - 牆身鋪砌木皮飾面及瓷磚。 地台鋪砌瓷磚。 裝設石膏板假天花，髹油漆。</p>	
(b) 內牆及天花板	<p>內牆 - (第6座5樓C單位及第6座5樓F單位除外) 客廳、飯廳、睡房、主人睡房及套房髹乳膠漆。</p> <p>第6座5樓C單位內牆 - 飯廳及睡房髹乳膠漆。 客廳及主人睡房鋪牆紙及髹乳膠漆。</p> <p>第6座5樓F單位內牆 - 飯廳及睡房2髹乳膠漆。 客廳及睡房1鋪牆紙及髹乳膠漆。</p> <p>天花板 - 客廳、飯廳、睡房、主人睡房及套房髹乳膠漆。石膏板假陣髹乳膠漆(如設有假陣)。</p>	
(c) 內部地板	<p>客廳、飯廳、主人睡房、套房及睡房 - 鋪砌複合木地板及複合木牆腳線。沿通往露台、工作平台、私人花園及平台門戶之地台圍邊部分鋪砌天然石條。</p>	

Tower 1, 2, 3, 5, 5A, 6 & 6A
第1、2、3、5、5A、6及6A座

2. Interior finishes												
Item	Description											
(d)	Bathroom	<p>Bathrooms (except master bathroom of 4-bedroom Units) - Wall (except those areas covered by mirror cabinet and above false ceiling level) is finished with ceramic tile. Floor (except those areas under the bathtub and areas under the vanity counter) is finished with natural stone. Aluminium panel false ceiling is provided. Wall finishes run up to false ceiling.</p> <p>Master bathroom of 4-bedroom Units listed below - Wall (except those areas covered by mirror cabinet and above false ceiling level) is finished with natural stone. Floor (except those areas under the bathtub) is finished with natural stone. Gypsum board false ceiling finished with emulsion paint is provided. Wall finishes run up to false ceiling.</p> <table border="1"> <tr> <td>Tower 3</td> <td>10/F</td> <td>Flat A</td> </tr> <tr> <td>Tower 5A</td> <td>10/F</td> <td>Flat A</td> </tr> <tr> <td>Tower 6</td> <td>10/F</td> <td>Flat A</td> </tr> </table>		Tower 3	10/F	Flat A	Tower 5A	10/F	Flat A	Tower 6	10/F	Flat A
Tower 3	10/F	Flat A										
Tower 5A	10/F	Flat A										
Tower 6	10/F	Flat A										
(e)	Kitchen	<p>Kitchen (except Kitchen of 4-bedroom Units) - Wall (except those areas covered by kitchen cabinet and above the false ceiling level) is finished with ceramic tile and glazing panel. Floor (except those areas under the kitchen cabinet) is finished with ceramic tile. Aluminium panel false ceiling is provided. Wall finishes run up to false ceiling. All cooking bench countertop is fitted with solid surface material.</p> <p>Kitchen of 4-bedroom Units listed below - Wall (except those areas covered by kitchen cabinet and above the false ceiling level) is finished with ceramic tile and glazing panel. Floor (except those areas under the kitchen cabinet) is finished with natural stone. Gypsum board with emulsion paint and aluminium panel false ceiling are provided. Wall finishes run up to false ceiling. All cooking bench countertop is fitted with solid surface material.</p> <table border="1"> <tr> <td>Tower 3</td> <td>10/F</td> <td>Flat A</td> </tr> <tr> <td>Tower 5A</td> <td>10/F</td> <td>Flat A</td> </tr> <tr> <td>Tower 6</td> <td>10/F</td> <td>Flat A</td> </tr> </table>		Tower 3	10/F	Flat A	Tower 5A	10/F	Flat A	Tower 6	10/F	Flat A
Tower 3	10/F	Flat A										
Tower 5A	10/F	Flat A										
Tower 6	10/F	Flat A										

2. 室內裝修物料												
細項	描述											
(d)	浴室	<p>所有浴室 (4房單位的主人浴室除外) - 牆身鋪砌瓷磚 (鏡櫃背及假天花以上除外)。 地台鋪砌天然石材 (浴缸底及面盆櫃底除外)。 裝設鋁板假天花。 牆身的裝修物料鋪砌至假天花。</p> <p>以下4房單位的主人浴室 - 牆身鋪砌天然石材 (鏡櫃背及假天花以上除外)。 地台鋪砌天然石材 (浴缸底除外)。 裝設石膏板假天花，髹乳膠漆。 牆身的裝修物料鋪砌至假天花。</p> <table border="1"> <tr> <td>第3座</td> <td>10樓</td> <td>A單位</td> </tr> <tr> <td>第5A座</td> <td>10樓</td> <td>A單位</td> </tr> <tr> <td>第6座</td> <td>10樓</td> <td>A單位</td> </tr> </table>		第3座	10樓	A單位	第5A座	10樓	A單位	第6座	10樓	A單位
第3座	10樓	A單位										
第5A座	10樓	A單位										
第6座	10樓	A單位										
(e)	廚房	<p>所有廚房 (4房單位的廚房除外) - 牆身鋪砌瓷磚及玻璃飾面板 (櫥櫃背及假天花以上除外)。 地台鋪砌瓷磚 (廚櫃底除外)。 裝設鋁板假天花。 牆身的裝修物料鋪砌至假天花。 所有煮食灶台面配有實體面料。</p> <p>以下4房單位的廚房 - 牆身鋪砌瓷磚及玻璃飾面板 (櫥櫃背及假天花以上除外)。 地台鋪砌天然石材 (廚櫃底除外)。 裝設石膏板髹乳膠漆及鋁板假天花。 牆身的裝修物料鋪砌至假天花。 所有煮食灶台面配有實體面料。</p> <table border="1"> <tr> <td>第3座</td> <td>10樓</td> <td>A單位</td> </tr> <tr> <td>第5A座</td> <td>10樓</td> <td>A單位</td> </tr> <tr> <td>第6座</td> <td>10樓</td> <td>A單位</td> </tr> </table>		第3座	10樓	A單位	第5A座	10樓	A單位	第6座	10樓	A單位
第3座	10樓	A單位										
第5A座	10樓	A單位										
第6座	10樓	A單位										

Tower 1, 2, 3, 5, 5A, 6 & 6A
第1、2、3、5、5A、6及6A座

3. Interior fittings																																																																																															
Item	Description																																																																																														
(a)	Doors	<p>Main entrance of Residential Unit - Solid core fire rated timber door finished with timber veneer and fitted with lockset, concealed door closer, door hinge, smoke seal, door stopper, door guard and eye viewer.</p> <p>Kitchen - Solid core fire rated timber door finished with paint and fitted with fire rated glass vision panel, handle, concealed door closer, door hinge and door stopper.</p> <p>Master bedroom, ensuite and bedroom - Hollow core timber door finished with paint and fitted with lockset, door hinge and door stopper.</p> <p>Master bathroom and bathroom - Hollow core timber door finished with paint and fitted with lockset, door hinge and door stopper. Timber louvre is provided at the following locations -</p> <table border="1"> <thead> <tr> <th>Tower</th> <th>Floor</th> <th>Flat</th> <th>Bathroom</th> </tr> </thead> <tbody> <tr><td>Tower 1</td><td>G/F to 10/F</td><td>Flat A</td><td>Bathroom</td></tr> <tr><td>Tower 1</td><td>G/F to 10/F</td><td>Flat B</td><td>Bathroom</td></tr> <tr><td>Tower 1</td><td>G/F</td><td>Flat B</td><td>Master bathroom</td></tr> <tr><td>Tower 1</td><td>G/F to 10/F</td><td>Flat C</td><td>Bathroom</td></tr> <tr><td>Tower 1</td><td>G/F</td><td>Flat F</td><td>Bathroom</td></tr> <tr><td>Tower 2</td><td>G/F to 1/F</td><td>Flat E</td><td>Bathroom</td></tr> <tr><td>Tower 2</td><td>G/F to 1/F</td><td>Flat F</td><td>Bathroom</td></tr> <tr><td>Tower 3</td><td>2/F to 10/F</td><td>Flat A</td><td>Bathroom</td></tr> <tr><td>Tower 3</td><td>2/F to 9/F</td><td>Flat A</td><td>Master bathroom</td></tr> <tr><td>Tower 3</td><td>G/F to 10/F</td><td>Flat D</td><td>Bathroom</td></tr> <tr><td>Tower 3</td><td>G/F to 10/F</td><td>Flat E</td><td>Bathroom</td></tr> <tr><td>Tower 3</td><td>G/F to 1/F</td><td>Flat F</td><td>Bathroom</td></tr> <tr><td>Tower 3</td><td>1/F</td><td>Flat G</td><td>Master bathroom</td></tr> <tr><td>Tower 5</td><td>1/F to 10/F</td><td>Flat A</td><td>Bathroom</td></tr> <tr><td>Tower 5</td><td>G/F to 10/F</td><td>Flat D</td><td>Bathroom</td></tr> <tr><td>Tower 5A</td><td>1/F to 9/F</td><td>Flat A</td><td>Bathroom</td></tr> <tr><td>Tower 5A</td><td>10/F</td><td>Flat A</td><td>Bathroom 2, Master bathroom</td></tr> <tr><td>Tower 5A</td><td>2/F to 9/F</td><td>Flat B</td><td>Bathroom</td></tr> <tr><td>Tower 5A</td><td>G/F to 10/F</td><td>Flat D</td><td>Bathroom</td></tr> <tr><td>Tower 6</td><td>10/F</td><td>Flat A</td><td>Bathroom 2</td></tr> <tr><td>Tower 6</td><td>2/F to 10/F</td><td>Flat C</td><td>Bathroom</td></tr> <tr><td>Tower 6A</td><td>2/F to 10/F</td><td>Flat A</td><td>Bathroom</td></tr> </tbody> </table>		Tower	Floor	Flat	Bathroom	Tower 1	G/F to 10/F	Flat A	Bathroom	Tower 1	G/F to 10/F	Flat B	Bathroom	Tower 1	G/F	Flat B	Master bathroom	Tower 1	G/F to 10/F	Flat C	Bathroom	Tower 1	G/F	Flat F	Bathroom	Tower 2	G/F to 1/F	Flat E	Bathroom	Tower 2	G/F to 1/F	Flat F	Bathroom	Tower 3	2/F to 10/F	Flat A	Bathroom	Tower 3	2/F to 9/F	Flat A	Master bathroom	Tower 3	G/F to 10/F	Flat D	Bathroom	Tower 3	G/F to 10/F	Flat E	Bathroom	Tower 3	G/F to 1/F	Flat F	Bathroom	Tower 3	1/F	Flat G	Master bathroom	Tower 5	1/F to 10/F	Flat A	Bathroom	Tower 5	G/F to 10/F	Flat D	Bathroom	Tower 5A	1/F to 9/F	Flat A	Bathroom	Tower 5A	10/F	Flat A	Bathroom 2, Master bathroom	Tower 5A	2/F to 9/F	Flat B	Bathroom	Tower 5A	G/F to 10/F	Flat D	Bathroom	Tower 6	10/F	Flat A	Bathroom 2	Tower 6	2/F to 10/F	Flat C	Bathroom	Tower 6A	2/F to 10/F	Flat A	Bathroom
Tower	Floor	Flat	Bathroom																																																																																												
Tower 1	G/F to 10/F	Flat A	Bathroom																																																																																												
Tower 1	G/F to 10/F	Flat B	Bathroom																																																																																												
Tower 1	G/F	Flat B	Master bathroom																																																																																												
Tower 1	G/F to 10/F	Flat C	Bathroom																																																																																												
Tower 1	G/F	Flat F	Bathroom																																																																																												
Tower 2	G/F to 1/F	Flat E	Bathroom																																																																																												
Tower 2	G/F to 1/F	Flat F	Bathroom																																																																																												
Tower 3	2/F to 10/F	Flat A	Bathroom																																																																																												
Tower 3	2/F to 9/F	Flat A	Master bathroom																																																																																												
Tower 3	G/F to 10/F	Flat D	Bathroom																																																																																												
Tower 3	G/F to 10/F	Flat E	Bathroom																																																																																												
Tower 3	G/F to 1/F	Flat F	Bathroom																																																																																												
Tower 3	1/F	Flat G	Master bathroom																																																																																												
Tower 5	1/F to 10/F	Flat A	Bathroom																																																																																												
Tower 5	G/F to 10/F	Flat D	Bathroom																																																																																												
Tower 5A	1/F to 9/F	Flat A	Bathroom																																																																																												
Tower 5A	10/F	Flat A	Bathroom 2, Master bathroom																																																																																												
Tower 5A	2/F to 9/F	Flat B	Bathroom																																																																																												
Tower 5A	G/F to 10/F	Flat D	Bathroom																																																																																												
Tower 6	10/F	Flat A	Bathroom 2																																																																																												
Tower 6	2/F to 10/F	Flat C	Bathroom																																																																																												
Tower 6A	2/F to 10/F	Flat A	Bathroom																																																																																												

3. 室內裝置																																																																																															
細項	描述																																																																																														
(a)	門	<p>住宅單位大門 - 木皮飾面實心防火木門，裝設門鎖、暗藏氣鼓、門鉸、防煙條、門擋、防盜扣及防盜眼。</p> <p>廚房 - 油漆面實心防火木門，裝設防火玻璃小窗、把手、暗藏氣鼓、門鉸及門擋。</p> <p>主人睡房、套房及睡房 - 油漆面空心木門，裝設門鎖、門鉸及門擋。</p> <p>主人浴室及浴室 - 油漆面空心木門，裝設門鎖、門鉸及門擋。木百葉將設於以下位置 -</p> <table border="1"> <thead> <tr> <th>座</th> <th>樓層</th> <th>單位</th> <th>浴室</th> </tr> </thead> <tbody> <tr><td>第1座</td><td>地下至10樓</td><td>A單位</td><td>浴室</td></tr> <tr><td>第1座</td><td>地下至10樓</td><td>B單位</td><td>浴室</td></tr> <tr><td>第1座</td><td>地下</td><td>B單位</td><td>主人浴室</td></tr> <tr><td>第1座</td><td>地下至10樓</td><td>C單位</td><td>浴室</td></tr> <tr><td>第1座</td><td>地下</td><td>F單位</td><td>浴室</td></tr> <tr><td>第2座</td><td>地下至1樓</td><td>E單位</td><td>浴室</td></tr> <tr><td>第2座</td><td>地下至1樓</td><td>F單位</td><td>浴室</td></tr> <tr><td>第3座</td><td>2樓及10樓</td><td>A單位</td><td>浴室</td></tr> <tr><td>第3座</td><td>2樓至9樓</td><td>A單位</td><td>主人浴室</td></tr> <tr><td>第3座</td><td>地下至10樓</td><td>D單位</td><td>浴室</td></tr> <tr><td>第3座</td><td>地下至10樓</td><td>E單位</td><td>浴室</td></tr> <tr><td>第3座</td><td>地下至1樓</td><td>F單位</td><td>浴室</td></tr> <tr><td>第3座</td><td>1樓</td><td>G單位</td><td>主人浴室</td></tr> <tr><td>第5座</td><td>1樓至10樓</td><td>A單位</td><td>浴室</td></tr> <tr><td>第5座</td><td>地下至10樓</td><td>D單位</td><td>浴室</td></tr> <tr><td>第5A座</td><td>1樓至9樓</td><td>A單位</td><td>浴室</td></tr> <tr><td>第5A座</td><td>10樓</td><td>A單位</td><td>浴室2, 主人浴室</td></tr> <tr><td>第5A座</td><td>2樓至9樓</td><td>B單位</td><td>浴室</td></tr> <tr><td>第5A座</td><td>地下至10樓</td><td>D單位</td><td>浴室</td></tr> <tr><td>第6座</td><td>10樓</td><td>A單位</td><td>浴室2</td></tr> <tr><td>第6座</td><td>2樓至10樓</td><td>C單位</td><td>浴室</td></tr> <tr><td>第6A座</td><td>2樓至10樓</td><td>A單位</td><td>浴室</td></tr> </tbody> </table>		座	樓層	單位	浴室	第1座	地下至10樓	A單位	浴室	第1座	地下至10樓	B單位	浴室	第1座	地下	B單位	主人浴室	第1座	地下至10樓	C單位	浴室	第1座	地下	F單位	浴室	第2座	地下至1樓	E單位	浴室	第2座	地下至1樓	F單位	浴室	第3座	2樓及10樓	A單位	浴室	第3座	2樓至9樓	A單位	主人浴室	第3座	地下至10樓	D單位	浴室	第3座	地下至10樓	E單位	浴室	第3座	地下至1樓	F單位	浴室	第3座	1樓	G單位	主人浴室	第5座	1樓至10樓	A單位	浴室	第5座	地下至10樓	D單位	浴室	第5A座	1樓至9樓	A單位	浴室	第5A座	10樓	A單位	浴室2, 主人浴室	第5A座	2樓至9樓	B單位	浴室	第5A座	地下至10樓	D單位	浴室	第6座	10樓	A單位	浴室2	第6座	2樓至10樓	C單位	浴室	第6A座	2樓至10樓	A單位	浴室
座	樓層	單位	浴室																																																																																												
第1座	地下至10樓	A單位	浴室																																																																																												
第1座	地下至10樓	B單位	浴室																																																																																												
第1座	地下	B單位	主人浴室																																																																																												
第1座	地下至10樓	C單位	浴室																																																																																												
第1座	地下	F單位	浴室																																																																																												
第2座	地下至1樓	E單位	浴室																																																																																												
第2座	地下至1樓	F單位	浴室																																																																																												
第3座	2樓及10樓	A單位	浴室																																																																																												
第3座	2樓至9樓	A單位	主人浴室																																																																																												
第3座	地下至10樓	D單位	浴室																																																																																												
第3座	地下至10樓	E單位	浴室																																																																																												
第3座	地下至1樓	F單位	浴室																																																																																												
第3座	1樓	G單位	主人浴室																																																																																												
第5座	1樓至10樓	A單位	浴室																																																																																												
第5座	地下至10樓	D單位	浴室																																																																																												
第5A座	1樓至9樓	A單位	浴室																																																																																												
第5A座	10樓	A單位	浴室2, 主人浴室																																																																																												
第5A座	2樓至9樓	B單位	浴室																																																																																												
第5A座	地下至10樓	D單位	浴室																																																																																												
第6座	10樓	A單位	浴室2																																																																																												
第6座	2樓至10樓	C單位	浴室																																																																																												
第6A座	2樓至10樓	A單位	浴室																																																																																												

Tower 1, 2, 3, 5, 5A, 6 & 6A
第1、2、3、5、5A、6及6A座

3. Interior fittings																																																	
Item	Description																																																
(a)	Doors	<p>Lavatory - Hollow core timber door finished with paint and fitted with lockset, door hinge and door stopper. Timber louvre is provided at the following location:</p> <table border="1"> <tr> <td>Tower 3</td> <td>10/F</td> <td>Flat A</td> <td>Lavatory 2</td> </tr> </table> <p>Metal sliding door finished with paint and fitted with obscure glass panel.</p> <table border="1"> <tr> <td>Tower 3</td> <td>10/F</td> <td>Flat A</td> <td>Lavatory 1</td> </tr> <tr> <td>Tower 5A</td> <td>10/F</td> <td>Flat A</td> <td>Lavatory 2</td> </tr> <tr> <td>Tower 6</td> <td>10/F</td> <td>Flat A</td> <td>Lavatory</td> </tr> </table> <p>Store room (Except Store room at the following Units) - Hollow core timber door finished with paint and fitted with lockset and door hinge.</p> <p>Store room at the following Units - Hollow core timber door finished with paint and fitted with lockset, door hinge and door stopper.</p> <table border="1"> <tr> <td>Tower 1</td> <td>G/F</td> <td>Flat B</td> </tr> <tr> <td>Tower 5A</td> <td>2/F to 9/F</td> <td>Flat B</td> </tr> <tr> <td>Tower 6</td> <td>G/F to 9/F</td> <td>Flat A</td> </tr> <tr> <td>Tower 6</td> <td>2/F to 10/F</td> <td>Flat C</td> </tr> <tr> <td>Tower 6</td> <td>G/F to 10/F</td> <td>Flat D</td> </tr> <tr> <td>Tower 6A</td> <td>2/F to 10/F</td> <td>Flat A</td> </tr> </table> <p>Store room at the following Units - Hollow core timber sliding door finished with paint and fitted with lockset.</p> <table border="1"> <tr> <td>Tower 2</td> <td>G/F to 1/F</td> <td>Flat E</td> </tr> <tr> <td>Tower 3</td> <td>10/F</td> <td>Flat A</td> </tr> <tr> <td>Tower 5A</td> <td>10/F</td> <td>Flat A</td> </tr> <tr> <td>Tower 6</td> <td>10/F</td> <td>Flat A</td> </tr> </table>		Tower 3	10/F	Flat A	Lavatory 2	Tower 3	10/F	Flat A	Lavatory 1	Tower 5A	10/F	Flat A	Lavatory 2	Tower 6	10/F	Flat A	Lavatory	Tower 1	G/F	Flat B	Tower 5A	2/F to 9/F	Flat B	Tower 6	G/F to 9/F	Flat A	Tower 6	2/F to 10/F	Flat C	Tower 6	G/F to 10/F	Flat D	Tower 6A	2/F to 10/F	Flat A	Tower 2	G/F to 1/F	Flat E	Tower 3	10/F	Flat A	Tower 5A	10/F	Flat A	Tower 6	10/F	Flat A
Tower 3	10/F	Flat A	Lavatory 2																																														
Tower 3	10/F	Flat A	Lavatory 1																																														
Tower 5A	10/F	Flat A	Lavatory 2																																														
Tower 6	10/F	Flat A	Lavatory																																														
Tower 1	G/F	Flat B																																															
Tower 5A	2/F to 9/F	Flat B																																															
Tower 6	G/F to 9/F	Flat A																																															
Tower 6	2/F to 10/F	Flat C																																															
Tower 6	G/F to 10/F	Flat D																																															
Tower 6A	2/F to 10/F	Flat A																																															
Tower 2	G/F to 1/F	Flat E																																															
Tower 3	10/F	Flat A																																															
Tower 5A	10/F	Flat A																																															
Tower 6	10/F	Flat A																																															

3. 室內裝置																																																	
細項	描述																																																
(a)	門	<p>洗手間 - 油漆面空心木門，裝設門鎖、門鉸及門擋。木百葉將設於以下位置：</p> <table border="1"> <tr> <td>第3座</td> <td>10樓</td> <td>A單位</td> <td>洗手間2</td> </tr> </table> <p>油漆金屬趟門，裝設磨砂玻璃。</p> <table border="1"> <tr> <td>第3座</td> <td>10樓</td> <td>A單位</td> <td>洗手間1</td> </tr> <tr> <td>第5A座</td> <td>10樓</td> <td>A單位</td> <td>洗手間2</td> </tr> <tr> <td>第6座</td> <td>10樓</td> <td>A單位</td> <td>洗手間</td> </tr> </table> <p>儲物房 (除下列單位的儲物房外) - 油漆面空心木門，裝設門鎖及門鉸。</p> <p>下列單位的儲物房 - 油漆面空心木門，裝設門鎖、門鉸及門擋。</p> <table border="1"> <tr> <td>第1座</td> <td>地下</td> <td>B單位</td> </tr> <tr> <td>第5A座</td> <td>2樓至9樓</td> <td>B單位</td> </tr> <tr> <td>第6座</td> <td>地下至9樓</td> <td>A單位</td> </tr> <tr> <td>第6座</td> <td>2樓至10樓</td> <td>C單位</td> </tr> <tr> <td>第6座</td> <td>地下至10樓</td> <td>D單位</td> </tr> <tr> <td>第6A座</td> <td>2樓至10樓</td> <td>A單位</td> </tr> </table> <p>下列單位的儲物房 - 油漆面空心木趟門，裝設門鎖。</p> <table border="1"> <tr> <td>第2座</td> <td>地下至1樓</td> <td>E單位</td> </tr> <tr> <td>第3座</td> <td>10樓</td> <td>A單位</td> </tr> <tr> <td>第5A座</td> <td>10樓</td> <td>A單位</td> </tr> <tr> <td>第6座</td> <td>10樓</td> <td>A單位</td> </tr> </table>		第3座	10樓	A單位	洗手間2	第3座	10樓	A單位	洗手間1	第5A座	10樓	A單位	洗手間2	第6座	10樓	A單位	洗手間	第1座	地下	B單位	第5A座	2樓至9樓	B單位	第6座	地下至9樓	A單位	第6座	2樓至10樓	C單位	第6座	地下至10樓	D單位	第6A座	2樓至10樓	A單位	第2座	地下至1樓	E單位	第3座	10樓	A單位	第5A座	10樓	A單位	第6座	10樓	A單位
第3座	10樓	A單位	洗手間2																																														
第3座	10樓	A單位	洗手間1																																														
第5A座	10樓	A單位	洗手間2																																														
第6座	10樓	A單位	洗手間																																														
第1座	地下	B單位																																															
第5A座	2樓至9樓	B單位																																															
第6座	地下至9樓	A單位																																															
第6座	2樓至10樓	C單位																																															
第6座	地下至10樓	D單位																																															
第6A座	2樓至10樓	A單位																																															
第2座	地下至1樓	E單位																																															
第3座	10樓	A單位																																															
第5A座	10樓	A單位																																															
第6座	10樓	A單位																																															

Tower 1, 2, 3, 5, 5A, 6 & 6A
第1、2、3、5、5A、6及6A座

3. Interior fittings														
Item	Description													
(a) Doors	<p>Balcony - Aluminium framed sliding door finished with fluorocarbon coating fitted with tinted glass, lock and handle.</p> <p>Utility platform - Aluminium framed door finished with fluorocarbon coating fitted with tinted glass, lockset and door hinge.</p> <p>To private garden - Aluminium framed sliding door finished with fluorocarbon coating fitted with tinted glass, lock and handle.</p> <p>To flat roof (Except flat roof at the following Unit) - Aluminium framed door finished with fluorocarbon coating fitted with tinted glass, lockset and door hinge.</p> <p>To flat roof at the following Unit - Aluminium framed sliding door finished with fluorocarbon coating fitted with tinted glass, lock and handle.</p> <table border="1"> <tr> <td>Tower 5A</td> <td>10/F</td> <td>Flat A (Living room)</td> </tr> </table> <p>To roof garden at Roof Floor - Metal gate finished with paint.</p> <p>Additional aluminium framed door finished with paint and fitted with tinted glass lockset and door hinge is provided to the following Units:</p> <table border="1"> <tr> <td>Tower 3</td> <td>10/F</td> <td>Flat A</td> </tr> <tr> <td>Tower 5A</td> <td>10/F</td> <td>Flat A</td> </tr> <tr> <td>Tower 6</td> <td>10/F</td> <td>Flat A</td> </tr> </table>		Tower 5A	10/F	Flat A (Living room)	Tower 3	10/F	Flat A	Tower 5A	10/F	Flat A	Tower 6	10/F	Flat A
Tower 5A	10/F	Flat A (Living room)												
Tower 3	10/F	Flat A												
Tower 5A	10/F	Flat A												
Tower 6	10/F	Flat A												

3. 室內裝置														
細項	描述													
(a) 門	<p>露台 - 鋁框趟門配有氟化炭塗層鑲有色玻璃，裝設門鎖及把手。</p> <p>工作平台 - 鋁框門配有氟化炭塗層鑲有色玻璃，裝設門鎖及門鉸。</p> <p>往私人花園 - 鋁框趟門配有氟化炭塗層鑲有色玻璃，裝設門鎖及把手。</p> <p>往平台 (除下列單位的平台外) - 鋁框門配有氟化炭塗層鑲有色玻璃，裝設門鎖及門鉸。</p> <p>往下列單位的平台 - 鋁框趟門配有氟化炭塗層鑲有色玻璃，裝設門鎖及把手。</p> <table border="1"> <tr> <td>第5A座</td> <td>10樓</td> <td>A單位 (客廳)</td> </tr> </table> <p>往天台層的平台花園 - 油漆面金屬門閘。</p> <p>下列單位額外提供鋁框門鑲有色玻璃，裝設門鎖及門鉸：</p> <table border="1"> <tr> <td>第3座</td> <td>10樓</td> <td>A單位</td> </tr> <tr> <td>第5A座</td> <td>10樓</td> <td>A單位</td> </tr> <tr> <td>第6座</td> <td>10樓</td> <td>A單位</td> </tr> </table>		第5A座	10樓	A單位 (客廳)	第3座	10樓	A單位	第5A座	10樓	A單位	第6座	10樓	A單位
第5A座	10樓	A單位 (客廳)												
第3座	10樓	A單位												
第5A座	10樓	A單位												
第6座	10樓	A單位												

Tower 1, 2, 3, 5, 5A, 6 & 6A
第1、2、3、5、5A、6及6A座

3. Interior fittings											
Item	Description										
(b) Bathroom	<p>i. Wooden mirror cabinet, wooden and glass panel vanity counter with natural stone countertop. Fitting and equipment include vitreous wash basin with polished chrome finished basin mixer, vitreous water closet, polished chrome plated towel bar and toilet paper holder. For the appliances provided for each Unit, please refer to "Appliances Schedule".</p> <p>ii. Copper pipe is used for cold and hot water supply system. UPVC pipe is used for flushing water supply system.</p> <p>iii. Press-steel enamel finish bathtub with polished chrome bath mixer (applicable to bathrooms with bathtub). Glass shower cubicle with polished chrome shower mixer (only applicable to bathrooms with shower cubicle).</p> <p>iv. Bathtub (only applicable to bathrooms with bath-tub) with size 1500mm(L) x 700mm(W) x 420mm(D) is provided.</p> <p>v. For brand name and model number of appliances, please refer to the "Appliances Schedule".</p>										
(c) Kitchen	<p>Stainless steel sink with chrome plated hot and cold water faucet. Copper pipe is used for cold and hot water supply system.</p> <p>Kitchen (except 4-bedroom Units) - Fitted with wooden kitchen cabinet with paint finish and solid surface material countertop.</p> <p>Kitchen of 4-bedroom Units listed below - Fitted with wooden kitchen cabinet with timber veneer finish and solid surface material countertop.</p> <table border="1"> <tbody> <tr> <td>Tower 3</td> <td>10/F</td> <td>Flat A</td> </tr> <tr> <td>Tower 5A</td> <td>10/F</td> <td>Flat A</td> </tr> <tr> <td>Tower 6</td> <td>10/F</td> <td>Flat A</td> </tr> </tbody> </table> <p>For the kitchen appliances provided for each Unit, please refer to the "Appliances Schedule".</p>		Tower 3	10/F	Flat A	Tower 5A	10/F	Flat A	Tower 6	10/F	Flat A
Tower 3	10/F	Flat A									
Tower 5A	10/F	Flat A									
Tower 6	10/F	Flat A									

3. 室內裝置											
細項	描述										
(b) 浴室	<p>i. 裝設木鏡櫃及配以天然石檯面之木製及玻璃飾面面盆櫃。裝置及設備包括陶瓷洗手盆配鍍鉻洗手盆水龍頭，陶瓷坐廁，鍍鉻毛巾架及廁紙架。有關單位提供的設備，請參閱「設備說明表」。</p> <p>ii. 冷熱水供水系統採用銅喉管。沖廁供水系統採用膠喉管。</p> <p>iii. 搪瓷鋼板浴缸配有鍍鉻浴缸龍頭(適用於有浴缸的浴室)。玻璃淋浴間配有鍍鉻淋浴龍頭(只適用於有淋浴間的浴室)。</p> <p>iv. 浴缸呎吋為1500毫米(長) x 700毫米(闊) x 420毫米(深)(只適用於有浴缸的浴室)。</p> <p>v. 有關設備之品牌名稱及產品型號，請參閱「設備說明表」。</p>										
(c) 廚房	<p>不銹鋼洗滌盆配鍍鉻冷熱水水龍頭。冷熱水供水系統採用銅喉管。</p> <p>所有廚房(4房單位除外) - 裝置木製廚櫃組合配油漆飾面，灶台配有實體面料。</p> <p>以下4房單位 - 木製廚櫃組合配木皮飾面，灶台配有實體面料。</p> <table border="1"> <tbody> <tr> <td>第3座</td> <td>10樓</td> <td>A單位</td> </tr> <tr> <td>第5A座</td> <td>10樓</td> <td>A單位</td> </tr> <tr> <td>第6座</td> <td>10樓</td> <td>A單位</td> </tr> </tbody> </table> <p>有關單位提供之廚房設備，請參閱「設備說明表」。</p>		第3座	10樓	A單位	第5A座	10樓	A單位	第6座	10樓	A單位
第3座	10樓	A單位									
第5A座	10樓	A單位									
第6座	10樓	A單位									

Tower 1, 2, 3, 5, 5A, 6 & 6A
第1、2、3、5、5A、6及6A座

3. Interior fittings		
Item	Description	
(d) Bedroom	No fittings.	
(e) Telephone	Telephone connection points are provided. For the location and number of connection points, please refer to the "Schedule of Mechanical & Electrical Provisions of Residential Units".	
(f) Aerials	TV/FM outlets for local TV/FM radio programme are provided. For the location and number of connection points, please refer to the "Schedule of Mechanical & Electrical Provisions of Residential Units".	
(g) Electrical Installations	<p>Three phase electricity supply with miniature circuit breaker distribution board is provided for 4 bedroom Units and 3 bedroom Units.</p> <p>Single phase electricity supply with miniature circuit breaker distribution board is provided for other Residential Units.</p> <p>Electrical conduits are concealed in part and exposed in part¹.</p> <p>Electrical power is provided for electrical appliances which are mentioned in the "Appliances Schedule" in this section. For the location, type and number of electrical fittings, power points and air conditioner points, please refer to the "Schedule of Mechanical & Electrical Provisions of Residential Units".</p>	
(h) Gas Supply	Town gas supply pipes are provided and connected to gas cooking hob and gas water heater. Gas meter connection point provided in individual Residential Unit.	
(i) Washing Machine Connection Point	<p>Water outlet and water inlet connection points are provided for washing machine.</p> <p>Water point of a design of 22mm in diameter and drain point of a design of 40mm in diameter are provided for washing machine.</p> <p>For the location of connection points, please refer to "Schedule of Mechanical & Electrical Provisions of Residential Units".</p>	
(j) Water Supply	<p>Copper pipe is used for cold and hot water supply system. UPVC pipes are used for flushing water system.</p> <p>Water pipe is concealed in part and exposed in part².</p> <p>Hot water is available upon operation of gas water heater.</p>	

3. 室內裝置		
細項	描述	
(d) 睡房	沒有裝置。	
(e) 電話	裝設有電話插座。有關接駁點的位置及數目，請參閱「住宅單位機電裝置數量說明表」。	
(f) 天線	裝設電視/收音機天線插座，可接收本地電視及FM電台節目。有關接駁點的位置及數目，請參閱「住宅單位機電裝置數量說明表」。	
(g) 電力裝置	<p>所有4房單位及3房單位提供三相電力配電箱並裝置有微型斷路器。</p> <p>其他住宅單位提供單相電力配電箱並裝置有微型斷路器。</p> <p>電線導管部份隱藏及部份外露¹。</p> <p>本章節中之「設備說明表」上所需電力操控之設備已提供電力。有關供電附件、電插座及空調機接駁點的位置、類型及數量，請參閱「住宅單位機電裝置數量說明表」。</p>	
(h) 氣體供應	煤氣喉接駁煤氣煮食爐及煤氣熱水爐。每單位預留煤氣錶接駁點。	
(i) 洗衣機接駁點	<p>配備洗衣機來水及去水接駁點。設有洗衣機來水接駁喉位(其設計為直徑22毫米)及去水接駁喉位(其設計為直徑40毫米)。</p> <p>有關接駁點的位置，請參閱「住宅單位機電裝置數量說明表」。</p>	
(j) 供水	<p>冷熱水供水系統採用銅喉管。沖廁水供水系統採用膠喉管。水管部分隱藏及部分外露²。</p> <p>當煤氣熱水爐運作時有熱水供應。</p>	

Tower 1, 2, 3, 5, 5A, 6 & 6A
第1、2、3、5、5A、6及6A座

4. Miscellaneous																																										
Item	Description																																									
(a)	Lifts	<p>Residential Towers</p> <p>(i) 14 nos. of “OTIS” passenger lifts (model no. Gen2-Regen) are provided. Floors served by tower lifts:</p> <table border="1"> <thead> <tr> <th>Tower Name</th> <th>Lift No.</th> <th>Floors Served</th> <th>No. of Floors Served</th> </tr> </thead> <tbody> <tr> <td rowspan="2">Towers 1</td> <td>LIFT-1</td> <td rowspan="2">B1/F, G/F, 1 to 3/F & 5 to 10/F</td> <td rowspan="2">11</td> </tr> <tr> <td>LIFT-2</td> </tr> <tr> <td rowspan="2">Towers 2</td> <td>LIFT-3</td> <td rowspan="2">B1/F, G/F, 1 to 3/F & 5 to 10/F</td> <td rowspan="2">11</td> </tr> <tr> <td>LIFT-4</td> </tr> <tr> <td rowspan="2">Towers 3</td> <td>LIFT-5</td> <td rowspan="2">B1/F, G/F, 1 to 3/F & 5 to 10/F</td> <td rowspan="2">11</td> </tr> <tr> <td>LIFT-6</td> </tr> <tr> <td rowspan="4">Tower 5 & Tower 5A</td> <td>LIFT-7</td> <td rowspan="4">B1/F, G/F, 1 to 3/F & 5 to 10/F</td> <td rowspan="4">11</td> </tr> <tr> <td>LIFT-8</td> </tr> <tr> <td>LIFT-9</td> </tr> <tr> <td>LIFT-10</td> </tr> <tr> <td rowspan="4">Tower 6 & Tower 6A</td> <td>LIFT-11</td> <td rowspan="4">B1/F, G/F, 1 to 3/F & 5 to 10/F</td> <td rowspan="4">11</td> </tr> <tr> <td>LIFT-12</td> </tr> <tr> <td>LIFT-13</td> </tr> <tr> <td>LIFT-14</td> </tr> </tbody> </table> <p>Clubhouse</p> <p>(i) 1 no. of “OTIS” passenger lift (model no. Gen2-Regen) is provided. Floors served by clubhouse lift:</p> <table border="1"> <thead> <tr> <th>Lift No.</th> <th>Floors Served</th> <th>No. of Floors Served</th> </tr> </thead> <tbody> <tr> <td>LIFT-15</td> <td>B2/F, B1/F, G/F, R/F</td> <td>4</td> </tr> </tbody> </table>		Tower Name	Lift No.	Floors Served	No. of Floors Served	Towers 1	LIFT-1	B1/F, G/F, 1 to 3/F & 5 to 10/F	11	LIFT-2	Towers 2	LIFT-3	B1/F, G/F, 1 to 3/F & 5 to 10/F	11	LIFT-4	Towers 3	LIFT-5	B1/F, G/F, 1 to 3/F & 5 to 10/F	11	LIFT-6	Tower 5 & Tower 5A	LIFT-7	B1/F, G/F, 1 to 3/F & 5 to 10/F	11	LIFT-8	LIFT-9	LIFT-10	Tower 6 & Tower 6A	LIFT-11	B1/F, G/F, 1 to 3/F & 5 to 10/F	11	LIFT-12	LIFT-13	LIFT-14	Lift No.	Floors Served	No. of Floors Served	LIFT-15	B2/F, B1/F, G/F, R/F	4
Tower Name	Lift No.	Floors Served	No. of Floors Served																																							
Towers 1	LIFT-1	B1/F, G/F, 1 to 3/F & 5 to 10/F	11																																							
	LIFT-2																																									
Towers 2	LIFT-3	B1/F, G/F, 1 to 3/F & 5 to 10/F	11																																							
	LIFT-4																																									
Towers 3	LIFT-5	B1/F, G/F, 1 to 3/F & 5 to 10/F	11																																							
	LIFT-6																																									
Tower 5 & Tower 5A	LIFT-7	B1/F, G/F, 1 to 3/F & 5 to 10/F	11																																							
	LIFT-8																																									
	LIFT-9																																									
	LIFT-10																																									
Tower 6 & Tower 6A	LIFT-11	B1/F, G/F, 1 to 3/F & 5 to 10/F	11																																							
	LIFT-12																																									
	LIFT-13																																									
	LIFT-14																																									
Lift No.	Floors Served	No. of Floors Served																																								
LIFT-15	B2/F, B1/F, G/F, R/F	4																																								

4. 雜項																																										
細項	描述																																									
(a)	升降機	<p>住宅大廈</p> <p>(i) 設有14部「奧的斯」牌載客升降機（型號：Gen2-Regen）。</p> <p>大廈升降機到達的樓層：</p> <table border="1"> <thead> <tr> <th>大廈名稱</th> <th>升降機編號</th> <th>升降機服務之樓層</th> <th>升降機服務之樓層數目</th> </tr> </thead> <tbody> <tr> <td rowspan="2">第1座</td> <td>LIFT-1</td> <td rowspan="2">地庫1樓、地下、1樓至3樓及5樓至10樓</td> <td rowspan="2">11</td> </tr> <tr> <td>LIFT-2</td> </tr> <tr> <td rowspan="2">第2座</td> <td>LIFT-3</td> <td rowspan="2">地庫1樓、地下、1樓至3樓及5樓至10樓</td> <td rowspan="2">11</td> </tr> <tr> <td>LIFT-4</td> </tr> <tr> <td rowspan="2">第3座</td> <td>LIFT-5</td> <td rowspan="2">地庫1樓、地下、1樓至3樓及5樓至10樓</td> <td rowspan="2">11</td> </tr> <tr> <td>LIFT-6</td> </tr> <tr> <td rowspan="4">第5及5A座</td> <td>LIFT-7</td> <td rowspan="4">地庫1樓、地下、1樓至3樓及5樓至10樓</td> <td rowspan="4">11</td> </tr> <tr> <td>LIFT-8</td> </tr> <tr> <td>LIFT-9</td> </tr> <tr> <td>LIFT-10</td> </tr> <tr> <td rowspan="4">第6及6A座</td> <td>LIFT-11</td> <td rowspan="4">地庫1樓、地下、1樓至3樓及5樓至10樓</td> <td rowspan="4">11</td> </tr> <tr> <td>LIFT-12</td> </tr> <tr> <td>LIFT-13</td> </tr> <tr> <td>LIFT-14</td> </tr> </tbody> </table> <p>會所</p> <p>(i) 設有1部「奧的斯」牌載客升降機（型號：Gen2-Regen）。</p> <p>會所升降機到達的樓層：</p> <table border="1"> <thead> <tr> <th>升降機編號</th> <th>升降機服務之樓層</th> <th>升降機服務之樓層數目</th> </tr> </thead> <tbody> <tr> <td>LIFT-15</td> <td>地庫2樓、地庫1樓、地下、天台</td> <td>4</td> </tr> </tbody> </table>		大廈名稱	升降機編號	升降機服務之樓層	升降機服務之樓層數目	第1座	LIFT-1	地庫1樓、地下、1樓至3樓及5樓至10樓	11	LIFT-2	第2座	LIFT-3	地庫1樓、地下、1樓至3樓及5樓至10樓	11	LIFT-4	第3座	LIFT-5	地庫1樓、地下、1樓至3樓及5樓至10樓	11	LIFT-6	第5及5A座	LIFT-7	地庫1樓、地下、1樓至3樓及5樓至10樓	11	LIFT-8	LIFT-9	LIFT-10	第6及6A座	LIFT-11	地庫1樓、地下、1樓至3樓及5樓至10樓	11	LIFT-12	LIFT-13	LIFT-14	升降機編號	升降機服務之樓層	升降機服務之樓層數目	LIFT-15	地庫2樓、地庫1樓、地下、天台	4
大廈名稱	升降機編號	升降機服務之樓層	升降機服務之樓層數目																																							
第1座	LIFT-1	地庫1樓、地下、1樓至3樓及5樓至10樓	11																																							
	LIFT-2																																									
第2座	LIFT-3	地庫1樓、地下、1樓至3樓及5樓至10樓	11																																							
	LIFT-4																																									
第3座	LIFT-5	地庫1樓、地下、1樓至3樓及5樓至10樓	11																																							
	LIFT-6																																									
第5及5A座	LIFT-7	地庫1樓、地下、1樓至3樓及5樓至10樓	11																																							
	LIFT-8																																									
	LIFT-9																																									
	LIFT-10																																									
第6及6A座	LIFT-11	地庫1樓、地下、1樓至3樓及5樓至10樓	11																																							
	LIFT-12																																									
	LIFT-13																																									
	LIFT-14																																									
升降機編號	升降機服務之樓層	升降機服務之樓層數目																																								
LIFT-15	地庫2樓、地庫1樓、地下、天台	4																																								

Tower 1, 2, 3, 5, 5A, 6 & 6A
第1、2、3、5、5A、6及6A座

4. Miscellaneous		
Item	Description	
(b)	Letter Box	Stainless steel letter box.
(c)	Refuse Collection	Refuse storage and material recovery room is provided in the common area of each floor of each Residential Tower (excluding B1/F and R/F). Refuse collection and material recovery chamber is provided at B1/F for collection and removal of refuse by cleaners.
(d)	Water Meter, Electricity Meter and Gas Meter	Separate water meter is provided in water meter cabinet on each floor of each Residential Tower (excluding B1/F and R/F). Separate electricity meter is provided in electrical meter room on each floor of each Residential Tower (excluding B1/F and R/F). Space for separate gas meter is provided in the kitchen of individual Residential Unit.

5. Security facilities
CCTV cameras are provided at entrances of the Development, main entrance lobbies of each Residential Tower, landscaped area, clubhouse, carpark, fence wall, B1/F lift lobbies and lift cars and connected to the office accommodation for watchman and caretaker.
Motion detectors are provided at portion of the fence wall and connect to the office accommodation for watchman and caretaker.
Smart card readers for access control are provided at main entrance lobbies of each Residential Tower, carpark lift lobbies, clubhouse entrance and inside lift cars of each Residential Tower.
Each Residential Unit is equipped with a door-phone adjacent to main entrance door.

6. Appliances
For brand name and model number of appliances, please refer to the "Appliances Schedule".

The vendor undertakes that if lifts or appliances of the specified brand name or model number are not installed in the Development, lifts or appliances of comparable quality will be installed.

Note:

- Electrical conduits are concealed in part and exposed in part. Concealed conduits are those placed within concrete. Exposed conduits are not readily visible as they are covered or hidden by false ceiling, bulkhead, block wall and plastering.
- Water pipes are concealed in part and exposed in part. Concealed water pipes are those that pierce through structural members, structural slabs, transfer plates, beams, columns and structural walls. Exposed water pipes are not readily visible as they are covered or hidden by false ceiling, bulkhead, block wall and plastering.
- 4/F is omitted.

4. 雜項		
細項	描述	
(b)	信箱	設置不銹鋼信箱。
(c)	垃圾收集	垃圾及物料回收室位於每座住宅大廈每層之公用地方(不包括地庫1樓及天台)。垃圾收集及物料回收房設於地庫1樓。垃圾由清潔工人收集及運走。
(d)	水錶、電錶及氣體錶	獨立水錶分別安裝於每座住宅大廈每層之水錶箱內(不包括地庫1樓及天台)。獨立電錶安裝於每座住宅大廈每層之電錶房內(不包括地庫1樓及天台)。每戶住宅單位之廚房內預留獨立煤氣錶位置。

5. 保安設施
發展項目之入口、每座入口大堂、園林地帶、會所、停車場、圍牆、地庫1樓升降機大堂及升降機內均裝設閉路電視接駁到保安人員辦事處。
部分圍牆上裝設移動感應器接駁到保安人員辦事處。
住宅大廈入口大堂、停車場升降機大堂、會所入口及住宅大廈升降機內均裝有智能卡讀卡器。
每戶住宅單位大門旁均裝設對講機。

6. 設備
有關設備的品牌名稱及產品型號，請參閱「設備說明表」。

賣方承諾如發展項目中沒有安裝指明的品牌名稱或產品型號的升降機或設備，便會安裝品質相若的升降機或設備。

備註:

- 電線導管部分隱藏及部分外露。隱藏導管置於混凝土內。外露導管因被假天花、隔板、磚牆及灰泥覆蓋或掩藏，故不易看見。
- 水管部分隱藏及部分外露。隱藏水管穿過結構構件、結構樓板、轉換層、橫樑、支柱及結構牆。外露水管因被假天花、隔板、磚牆及灰泥覆蓋或掩藏，故不易看見。
- 不設4樓。

Schedule of Mechanical & Electrical Provisions of Residential Units
住宅單位機電裝置數量說明表

Location 位置	Description 描述	House A A號洋房	House B1 - B8 B1至B8號洋房	House B9 B9號洋房
Main Entrance 大門入口	Door Bell Push Button 門鈴按鈕	1	1	1
	Lighting Point 燈位	1	1	1
Living Room and Dining Room 客廳及飯廳	TV/FM Outlet 電視及電台插座	2	2	2
	Telephone Outlet 電話插座	2	2	2
	13A Twin Socket Outlet 13A雙位電插座	4	4	4
	Lighting Switch for LIV. & DIN. 客廳及飯廳燈掣	2	2	2
	Lighting Point 燈位	5	6	6
	Switch for Indoor A/C Unit 室內冷氣機接線位	3	3	3
	Lighting Switch for LAV. 洗手間燈掣	1	1	1
	Switch for Exhaust Fan 抽氣扇開關掣	1	1	1
	Lighting Switch for Kitchen 廚房燈掣	1	1	1
	Switch for Kitchen Exhaust Fan 廚房抽氣扇開關掣	1	1	1
	Switch for Kitchen Water Heater 廚房熱水爐開關掣	2	2	2
	Lighting Switch for Private Garden 私人花園燈掣	1	1	1
Video Doorphone 視像對講機	1	1	1	
Family Area 家庭活動區	TV/FM Outlet 電視及電台插座	2	--	--
	Telephone Outlet 電話插座	2	--	--
	13A Twin Socket Outlet 13A雙位電插座	2	--	--
	Lighting Switch 燈掣	1	--	--
	Lighting Point 燈位	1	--	--
	Switch for Indoor A/C Unit 室內冷氣機接線位	1	--	--
Master Bedroom 主人睡房	TV/FM Outlet 電視及電台插座	1	1	1
	Telephone Outlet 電話插座	1	1	1
	13A Twin Socket Outlet 13A雙位電插座	4	3	3
	Lighting Point 燈位	2	2	2
	Switch for Indoor A/C Unit 室內冷氣機接線位	2	2	2
	Lighting Switch 燈掣	1	1	1
	Lighting Switch for Bathroom 浴室燈掣	1	1	1
	Switch for Thermo Ventilator & Exhaust Fan 浴室寶及抽氣扇開關掣	1	1	1
	Lighting Switch for Flat Roof 平台燈掣	1	1	1

Notes :

- "1, 2,"denotes the quantity of such provision(s) provided in the residential unit.
- The quantity of the lighting switch shown in the schedule denotes the quantity of switch faceplate.
- House B4, C4, C13, C14, C24, D4, D13, D14 & D24 are omitted.

備註 :

- "1, 2,"表示提供於該住宅單位內的裝置數量。
- 說明表所顯示的燈掣數量是表示燈掣面板的數量。
- 不設B4、C4、C13、C14、C24、D4、D13、D14及D24號洋房。

Schedule of Mechanical & Electrical Provisions of Residential Units
住宅單位機電裝置數量說明表

Location 位置	Description 描述	House A A號洋房	House B1 - B8 B1至B8號洋房	House B9 B9號洋房
Ensuite 1 套房 1	TV/FM Outlet 電視及電台插座	1	1	1
	Telephone Outlet 電話插座	1	1	1
	13A Twin Socket Outlet 13A雙位電插座	3	4	4
	Lighting Switch 燈掣	1	1	1
	Lighting Point 燈位	2	1	1
	Switch for Indoor A/C Unit 室內冷氣機接線位	1	1	1
	Lighting Switch for Bathroom 浴室燈掣	1	1	1
	Switch for Thermo Ventilator & Exhaust Fan 浴室寶及抽氣扇開關掣	1	1	1
	Lighting Switch for Walk-in Closet 衣帽間燈掣	--	1	1
Ensuite 2 套房 2	TV/FM Outlet 電視及電台插座	1	1	1
	Telephone Outlet 電話插座	1	1	1
	13A Twin Socket Outlet 13A雙位電插座	3	3	3
	Lighting Switch 燈掣	1	1	1
	Lighting Point 燈位	2	1	1
	Switch for Indoor A/C Unit 室內冷氣機接線位	1	1	1
	Lighting Switch for Bathroom 浴室燈掣	1	1	1
	Switch for Thermo Ventilator & Exhaust Fan 浴室寶及抽氣扇開關掣	1	1	1
Ensuite 3 套房 3	TV/FM Outlet 電視及電台插座	1	1	1
	Telephone Outlet 電話插座	1	1	1
	13A Twin Socket Outlet 13A雙位電插座	3	3	3
	Lighting Switch 燈掣	1	1	1
	Lighting Point 燈位	2	1	1
	Switch for Indoor A/C Unit 室內冷氣機接線位	1	1	1
	Lighting Switch for Bathroom 浴室燈掣	1	1	1
	Switch for Thermo Ventilator & Exhaust Fan 浴室寶及抽氣扇開關掣	1	1	1
Walk-in Closet 衣帽間	Lighting Point 燈位	--	1	1
	Switch for Indoor A/C Unit 室內冷氣機接線位	--	1	1

Notes :

- "1, 2,"denotes the quantity of such provision(s) provided in the residential unit.
- The quantity of the lighting switch shown in the schedule denotes the quantity of switch faceplate.
- House B4, C4, C13, C14, C24, D4, D13, D14 & D24 are omitted.

備註 :

- "1, 2,"表示提供於該住宅單位內的裝置數量。
- 說明表所顯示的燈掣數量是表示燈掣面板的數量。
- 不設B4、C4、C13、C14、C24、D4、D13、D14及D24號洋房。

Schedule of Mechanical & Electrical Provisions of Residential Units
住宅單位機電裝置數量說明表

Location 位置	Description 描述	House A A號洋房	House B1 - B8 B1至B8號洋房	House B9 B9號洋房
Master Bathroom 主人房浴室	Thermo Ventilator 浴室寶	1	1	1
	Single Socket Outlet 單位插座	2	2	2
	Fused Spur Unit 接線位連保險絲	1	1	1
	Cable Connection Unit 接線位	1	1	1
	Heater Remote Controller (Gas) 熱水爐遙控器(煤氣)	2	2	2
	Lighting Point 燈位	6	6	6
Bathroom 1 浴室 1	Thermo Ventilator 浴室寶	1	1	1
	Single Socket Outlet 單位插座	1	1	1
	Fused Spur Unit 接線位連保險絲	1	1	1
	Cable Connection Unit 接線位	1	1	1
	Heater Remote Controller (Gas) 熱水爐遙控器(煤氣)	1	1	1
	Lighting Point 燈位	4	4	4
Bathroom 2 浴室 2	Thermo Ventilator 浴室寶	1	1	1
	Single Socket Outlet 單位插座	1	1	1
	Fused Spur Unit 接線位連保險絲	1	2	2
	Cable Connection Unit 接線位	1	1	1
	Heater Remote Controller (Gas) 熱水爐遙控器(煤氣)	1	1	1
	Lighting Point 燈位	4	4	4
Bathroom 3 浴室 3	Thermo Ventilator 浴室寶	1	1	1
	Single Socket Outlet 單位插座	1	1	1
	Fused Spur Unit 接線位連保險絲	2	1	1
	Cable Connection Unit 接線位	1	1	1
	Heater Remote Controller (Gas) 熱水爐遙控器(煤氣)	1	1	1
	Lighting Point 燈位	4	4	4

Notes :

- "1, 2,"denotes the quantity of such provision(s) provided in the residential unit.
- The quantity of the lighting switch shown in the schedule denotes the quantity of switch faceplate.
- House B4, C4, C13, C14, C24, D4, D13, D14 & D24 are omitted.

備註 :

- "1, 2,"表示提供於該住宅單位內的裝置數量。
- 說明表所顯示的燈掣數量是表示燈掣面板的數量。
- 不設B4、C4、C13、C14、C24、D4、D13、D14及D24號洋房。

Schedule of Mechanical & Electrical Provisions of Residential Units
住宅單位機電裝置數量說明表

Location 位置	Description 描述	House A A號洋房	House B1 - B8 B1至B8號洋房	House B9 B9號洋房
Lavatory 1 洗手間 1	Lighting Point 燈位	1	1	1
	Fused Spur Unit 接線位連保險絲	1	1	1
Lavatory 2 洗手間 2	Lighting Point 燈位	3	3	3
	Fused Spur Unit 接線位連保險絲	1	1	1
Kitchen 廚房	Door Bell 門鈴	1	1	1
	13A Twin Socket Outlet 13A雙位電插座	3	3	3
	Single Socket Outlet with Kitchen Appliance 單位電插座(已接駁廚房設備)	5	5	5
	Fused Spur Unit 接線位連保險絲	9	9	9
	Cable Connection Unit 接線位	3	3	3
	Lighting Point 燈位	4	4	4
	Washing Machine Connection Point (Water Inlet & Outlet) 洗衣機接駁點(來水及去水)	1	1	1
	Switch for Indoor A/C Unit 室內冷氣機接線位	1	1	1
	Heater Remote Controller (Gas) 熱水爐遙控器(煤氣)	1	1	1
Store 儲物房	13A Twin Socket Outlet 13A雙位電插座	1	1	1
	Lighting Switch 燈掣	2	2	2
	Lighting Point 燈位	1	1	1
	Switch for Indoor A/C Unit 室內冷氣機接線位	1	1	1
	Switch for LAV. Lighting 洗手間燈掣	1	1	1
	Switch for LAV. Exhaust Fan 洗手間抽氣扇開關掣	1	1	1
	Miniature Circuit Breaker Board 配電箱	1	1	1

Notes :

- "1, 2,"denotes the quantity of such provision(s) provided in the residential unit.
- The quantity of the lighting switch shown in the schedule denotes the quantity of switch faceplate.
- House B4, C4, C13, C14, C24, D4, D13, D14 & D24 are omitted.

備註 :

- "1, 2,"表示提供於該住宅單位內的裝置數量。
- 說明表所顯示的燈掣數量是表示燈掣面板的數量。
- 不設B4、C4、C13、C14、C24、D4、D13、D14及D24號洋房。

Schedule of Mechanical & Electrical Provisions of Residential Units
住宅單位機電裝置數量說明表

Location 位置	Description 描述	House A A號洋房	House B1 - B8 B1至B8號洋房	House B9 B9號洋房
Space Outside Ensuite on 1/F 1樓套房外之空間	Lighting Switch 燈掣	--	3	3
	Lighting Point 燈位	1	2	2
Space Outside Master Bedroom on 2/F 2樓主人睡房外之空間	Lighting Switch 燈掣	1	1	1
	Lighting Switch for Flat Roof 平台燈掣	1	1	1
	Lighting Point 燈位	1	1	1
Internal Staircase 內置樓梯	Single Socket Outlet 單位電插座	1	1	1
	Lighting Switch 燈掣	7	8	8
	Lighting Switch for Roof 天台燈掣	1	1	1
Private Garden 私人花園	Lighting Point 燈位	13	9	9
	Outdoor Socket 室外插座	2	2	2
Air-Conditioner Platform 空調機平台	Lighting Point 燈位	7	5	3
	Outdoor Socket 室外插座	1	1	1
Flat Roof 平台	Lighting Point 燈位	2	2	2
	Lighting Switch 燈掣	1	1	1
	Isolator for A/C Outdoor Unit 室外空調機開關掣	2	2	2
Roof 天台	Lighting Point 燈位	5	5	5
	Isolator for Jacuzzi 按摩池開關掣	1	1	1
Lap Pool 游泳池	Outdoor Socket 室外插座	1	1	1
	Lighting Point 燈位	3	3	3
Filtration Plant 過濾機房	Lighting Point 燈位	2	--	2
	Lighting Switch 燈掣	2	--	2
	Isolator for Filtration Pump 過濾泵開關掣	1	--	1
Water Meter Cabinet 水錶箱	Gas Meter & Gas Supply Point 煤氣錶及供氣點	1	1	1

Notes :

- "1, 2,"denotes the quantity of such provision(s) provided in the residential unit.
- The quantity of the lighting switch shown in the schedule denotes the quantity of switch faceplate.
- House B4, C4, C13, C14, C24, D4, D13, D14 & D24 are omitted.

備註 :

- "1, 2,"表示提供於該住宅單位內的裝置數量。
- 說明表所顯示的燈掣數量是表示燈掣面板的數量。
- 不設B4、C4、C13、C14、C24、D4、D13、D14及D24號洋房。

Schedule of Mechanical & Electrical Provisions of Residential Units
住宅單位機電裝置數量說明表

Location 位置	Description 描述	House C1 - C19, House C22 - C25, House C27 - C31 C1至C19號洋房， C22至C25， C27至C31號洋房	House C20 C20號洋房	House C21 C21號洋房	House C26 C26號洋房	House D1 - D5, House D7 - D28 D1至D5號洋房， D7至D28號洋房	House D6 D6號洋房
Main Entrance 大門入口	Door Bell Push Button 門鈴按鈕	1	1	1	1	1	1
	Lighting Point 燈位	1	1	1	1	1	1
Living Room and Dining Room 客廳及飯廳	TV/FM Outlet 電視及電台插座	2	2	2	2	2	2
	Telephone Outlet 電話插座	2	2	2	2	2	2
	13A Twin Socket Outlet 13A雙位電插座	4	4	4	4	4	4
	Lighting Switch for LIV. & DIN. 客廳及飯廳燈掣	1	2	2	2	1	1
	Lighting Point 燈位	5	5	5	5	5	5
	Switch for Indoor A/C Unit 室內冷氣機接線位	3	3	3	3	3	3
	Lighting Switch for LAV. 洗手間燈掣	1	1	1	1	1	1
	Switch for Exhaust Fan 抽氣扇開關掣	1	1	1	1	1	1
	Lighting Switch for Kitchen 廚房燈掣	1	1	1	1	1	1
	Switch for Kitchen Exhaust Fan 廚房抽氣扇開關掣	1	1	1	1	1	1
	Switch for Kitchen Water Heater 廚房熱水爐開關掣	1	1	1	1	1	1
	Lighting Switch for Private Garden 私人花園燈掣	1	1	1	1	1	1
	Video Doorphone 視像對講機	1	1	1	1	1	1
Master Bedroom 主人睡房	TV/FM Outlet 電視及電台插座	1	1	1	1	1	1
	Telephone Outlet 電話插座	1	1	1	1	1	1
	13A Twin Socket Outlet 13A雙位電插座	3	3	3	3	3	3
	Lighting Point 燈位	3	3	3	3	1	1
	Switch for Indoor A/C Unit 室內冷氣機接線位	--	1	1	--	--	--
	Lighting Switch 燈掣	2	1	1	2	1	1
	Lighting Switch for Bathroom 浴室燈掣	1	1	1	1	1	1
	Switch for Thermo Ventilator & Exhaust Fan 浴室寶及抽氣扇開關掣	1	1	1	1	1	1

Notes :

- "1, 2,"denotes the quantity of such provision(s) provided in the residential unit.
- The quantity of the lighting switch shown in the schedule denotes the quantity of switch faceplate.
- House B4, C4, C13, C14, C24, D4, D13, D14 & D24 are omitted.

備註：

- "1, 2,"表示提供於該住宅單位內的裝置數量。
- 說明表所顯示的燈掣數量是表示燈掣面板的數量。
- 不設B4、C4、C13、C14、C24、D4、D13、D14及D24號洋房。

Schedule of Mechanical & Electrical Provisions of Residential Units
住宅單位機電裝置數量說明表

Location 位置	Description 描述	House C1 - C19, House C22 - C25, House C27 - C31 C1至C19號洋房， C22至C25， C27至C31號洋房	House C20 C20號洋房	House C21 C21號洋房	House C26 C26號洋房	House D1 - D5, House D7 - D28 D1至D5號洋房， D7至D28號洋房	House D6 D6號洋房
Ensuite 套房	TV/FM Outlet 電視及電台插座	1	1	1	1	--	--
	Telephone Outlet 電話插座	1	1	1	1	--	--
	13A Twin Socket Outlet 13A雙位電插座	3	3	3	3	--	--
	Lighting Switch 燈掣	1	1	1	1	--	--
	Lighting Point 燈位	2	2	2	2	--	--
	Switch for Indoor A/C Unit 室內冷氣機接線位	1	1	1	1	--	--
	Lighting Switch for Bathroom 浴室燈掣	1	1	1	1	--	--
	Switch for Thermo Ventilator & Exhaust Fan 浴室寶及抽氣扇開關掣	1	1	1	1	--	--
Bedroom 1 睡房 1	TV/FM Outlet 電視及電台插座	1	1	1	1	1	1
	Telephone Outlet 電話插座	1	1	1	1	1	1
	13A Twin Socket Outlet 13A雙位電插座	3	3	3	3	3	3
	Switch for Indoor A/C Unit 室內冷氣機接線位	1	1	1	1	1	1
	Lighting Switch 燈掣	1	1	1	2	1	1
	Lighting Point 燈位	1	1	1	1	1	1
	Lighting Switch for Flat Roof 平台燈掣	--	--	--	--	1	1
Bedroom 2 睡房 2	TV/FM Outlet 電視及電台插座	--	--	--	--	1	1
	Telephone Outlet 電話插座	--	--	--	--	1	1
	13A Twin Socket Outlet 13A雙位電插座	--	--	--	--	3	3
	Switch for Indoor A/C Unit 室內冷氣機接線位	--	--	--	--	1	1
	Lighting Switch 燈掣	--	--	--	--	1	1
	Lighting Point 燈位	--	--	--	--	1	1
Bedroom 3 睡房 3	TV/FM Outlet 電視及電台插座	--	--	--	--	1	1
	Telephone Outlet 電話插座	--	--	--	--	1	1
	13A Twin Socket Outlet 13A雙位電插座	--	--	--	--	3	3
	Switch for Indoor A/C Unit 室內冷氣機接線位	--	--	--	--	1	1
	Lighting Switch 燈掣	--	--	--	--	1	1
	Lighting Point 燈位	--	--	--	--	1	1

Notes :

- "1, 2,"denotes the quantity of such provision(s) provided in the residential unit.
- The quantity of the lighting switch shown in the schedule denotes the quantity of switch faceplate.
- House B4, C4, C13, C14, C24, D4, D13, D14 & D24 are omitted.

備註：

- "1, 2,"表示提供於該住宅單位內的裝置數量。
- 說明表所顯示的燈掣數量是表示燈掣面板的數量。
- 不設B4、C4、C13、C14、C24、D4、D13、D14及D24號洋房。

Schedule of Mechanical & Electrical Provisions of Residential Units
住宅單位機電裝置數量說明表

Location 位置	Description 描述	House C1 - C19, House C22 - C25, House C27 - C31 C1至C19號洋房， C22至C25， C27至C31號洋房	House C20 C20號洋房	House C21 C21號洋房	House C26 C26號洋房	House D1 - D5, House D7 - D28 D1至D5號洋房， D7至D28號洋房	House D6 D6號洋房
Walk-in Closet 衣帽間	Lighting Point 燈位	1	--	--	1	--	--
	Switch for Indoor A/C Unit 室內冷氣機接線位	1	--	--	1	--	--
	13A Twin Socket Outlet 13A雙位電插座	1	--	--	1	--	--
Master Bathroom 主人房浴室	Thermo Ventilator 浴室寶	1	1	1	1	1	1
	Single Socket Outlet 單位插座	2	2	2	2	2	2
	Fused Spur Unit 接線位連保險絲	1	1	1	1	1	1
	Cable Connection Unit 接線位	1	1	1	1	1	1
	Heater Remote Controller (Gas) 熱水爐遙控器(煤氣)	1	1	1	1	1	1
	Lighting Point 燈位	6	6	6	6	6	6
	Switch for Indoor A/C Unit 室內冷氣機接線位	1	--	--	1	1	1
Bathroom 1 浴室 1	Thermo Ventilator 浴室寶	1	1	1	1	1	1
	Single Socket Outlet 單位插座	1	1	1	1	1	1
	Fused Spur Unit 接線位連保險絲	1	1	1	1	1	1
	Cable Connection Unit 接線位	1	1	1	1	1	1
	Heater Remote Controller (Gas) 熱水爐遙控器(煤氣)	1	1	1	1	1	1
	Lighting Point 燈位	4	4	4	4	4	4
Bathroom 2 浴室 2	Thermo Ventilator 浴室寶	1	1	1	1	--	--
	Single Socket Outlet 單位插座	1	1	1	1	--	--
	Fused Spur Unit 接線位連保險絲	1	2	2	1	--	--
	Cable Connection Unit 接線位	1	1	1	1	--	--
	Heater Remote Controller (Gas) 熱水爐遙控器(煤氣)	1	1	1	1	--	--
	Lighting Point 燈位	4	4	4	4	--	--

Notes :

- "1, 2,"denotes the quantity of such provision(s) provided in the residential unit.
- The quantity of the lighting switch shown in the schedule denotes the quantity of switch faceplate.
- House B4, C4, C13, C14, C24, D4, D13, D14 & D24 are omitted.

備註：

- "1, 2,"表示提供於該住宅單位內的裝置數量。
- 說明表所顯示的燈掣數量是表示燈掣面板的數量。
- 不設B4、C4、C13、C14、C24、D4、D13、D14及D24號洋房。

Schedule of Mechanical & Electrical Provisions of Residential Units
住宅單位機電裝置數量說明表

Location 位置	Description 描述	House C1 - C19, House C22 - C25, House C27 - C31 C1至C19號洋房， C22至C25， C27至C31號洋房	House C20 C20號洋房	House C21 C21號洋房	House C26 C26號洋房	House D1 - D5, House D7 - D28 D1至D5號洋房， D7至D28號洋房	House D6 D6號洋房
Lavatory 1 洗手間 1	Lighting Point 燈位	1	1	1	1	1	1
	Fused Spur Unit 接線位連保險絲	1	1	1	1	1	1
Lavatory 2 洗手間 2	Lighting Point 燈位	3	3	3	3	3	3
	Fused Spur Unit 接線位連保險絲	1	1	1	1	1	1
Kitchen 廚房	Door Bell 門鈴	1	1	1	1	1	1
	13A Twin Socket Outlet 13A雙位電插座	3	3	3	3	3	3
	Single Socket Outlet with Kitchen Appliance 單位電插座(已接駁廚房設備)	5	5	5	5	5	5
	Fused Spur Unit 接線位連保險絲	7	7	7	7	7	7
	Cable Connection Unit 接線位	3	3	3	3	3	3
	Lighting Point 燈位	4	4	4	4	4	4
	Washing Machine Connection Point (Water Inlet & Outlet) 洗衣機接駁點(來水及去水)	1	1	1	1	1	1
	Switch for Indoor A/C Unit 室內冷氣機接線位	1	1	1	1	1	1
	Heater Remote Controller (Gas) 熱水爐遙控器(煤氣)	1	1	1	1	1	1
Store 儲物房	13A Twin Socket Outlet 13A雙位電插座	1	1	1	1	1	1
	Lighting Switch 燈掣	2	2	2	2	2	2
	Lighting Point 燈位	1	1	1	1	1	1
	Switch for Indoor A/C Unit 室內冷氣機接線位	1	1	1	1	1	1
	Switch for LAV. Lighting 洗手間燈掣	1	1	1	1	1	1
	Switch for LAV. Exhaust Fan 洗手間抽氣扇開關掣	1	1	1	1	1	1
	Miniature Circuit Breaker Board 配電箱	1	1	1	1	1	1

Notes :

- "1, 2,"denotes the quantity of such provision(s) provided in the residential unit.
- The quantity of the lighting switch shown in the schedule denotes the quantity of switch faceplate.
- House B4, C4, C13, C14, C24, D4, D13, D14 & D24 are omitted.

備註：

- "1, 2,"表示提供於該住宅單位內的裝置數量。
- 說明表所顯示的燈掣數量是表示燈掣面板的數量。
- 不設B4、C4、C13、C14、C24、D4、D13、D14及D24號洋房。

Schedule of Mechanical & Electrical Provisions of Residential Units
住宅單位機電裝置數量說明表

Location 位置	Description 描述	House C1 - C19, House C22 - C25, House C27 - C31 C1至C19號洋房， C22至C25， C27至C31號洋房	House C20 C20號洋房	House C21 C21號洋房	House C26 C26號洋房	House D1 - D5, House D7 - D28 D1至D5號洋房， D7至D28號洋房	House D6 D6號洋房
Space Outside Master Bedroom on 1/F 1樓主人睡房外之空間	Lighting Switch 燈掣	3	1	1	3	1	1
	Lighting Point 燈位	2	1	1	2	2	2
	Lighting Switch for Bathroom 浴室燈掣	1	1	1	1	1	1
	Switch for Thermo Ventilator & Exhaust Fan 浴室寶及抽氣扇開關掣	1	1	1	1	1	1
Internal Staircase 內置樓梯	Lighting Switch 燈掣	7	6	6	7	7	7
	Lighting Switch for Roof 天台燈掣	1	1	1	1	1	1
	Lighting Point 燈位	9	10	10	9	9	9
Private Garden 私人花園	Outdoor Socket 室外插座	2	2	2	2	2	2
	Lighting Point 燈位	5	5	2	5	5	2
Air-Conditioner Platform 空調機平台	Outdoor Socket 室外插座	1	1	1	1	1	1
	Lighting Point 燈位	2	2	2	2	2	2
	Lighting Switch 燈掣	1	1	1	1	1	1
	Isolator for Outdoor A/C Unit 室外空調機開關掣	1	1	1	1	1	1
Flat Roof 平台	Lighting Point 燈位	--	--	--	--	1	1
Roof 天台	Outdoor Socket 室外插座	1	1	1	1	1	1
	Lighting Point 燈位	3	3	3	3	3	3
Balcony 露台	Lighting Point 燈位	2	2	2	2	--	--
Swimming Pool 游泳池	Lighting Point 燈位	--	--	2	--	--	--
Filtration Plant 過濾機房	Lighting Point 燈位	--	--	2	--	--	--
	Lighting Switch 燈掣	--	--	1	--	--	--
	Isolator for Filtration Pump 過濾泵開關掣	--	--	1	--	--	--
Water Meter Cabinet 水錶箱	Gas Meter & Gas Supply Point 煤氣錶及供氣點	1	1	1	1	1	1

Notes :

- "1, 2,"denotes the quantity of such provision(s) provided in the residential unit.
- The quantity of the lighting switch shown in the schedule denotes the quantity of switch faceplate.
- House B4, C4, C13, C14, C24, D4, D13, D14 & D24 are omitted.

備註：

- "1, 2,"表示提供於該住宅單位內的裝置數量。
- 說明表所顯示的燈掣數量是表示燈掣面板的數量。
- 不設B4、C4、C13、C14、C24、D4、D13、D14及D24號洋房。

Schedule of Mechanical & Electrical Provisions of Residential Units
住宅單位機電裝置數量說明表

Location 位置	Description 描述	Tower 1 第1座																							
		G/F 地下					1/F 1樓					2/F - 3/F, 5/F - 9/F 2樓至3樓, 5樓至9樓						10/F 10樓							
		A	B	C	D	F	A	B	C	D	F	A	B	C	D	E	F	A	B	C	D	E	F		
Main Entrance 大門入口	Door Bell Push Button 門鈴按鈕	1	1	1	1	1	1	1	1	1	1	1	1	1	1	1	1	1	1	1	1	1	1		
Living Room and Dining Room 客廳及飯廳	TV/FM Outlet 電視及電台插座	2	2	2	2	2	2	2	2	2	2	2	2	2	2	2	2	2	2	2	2	2	2		
	Telephone Outlet 電話插座	2	2	2	2	2	2	2	2	2	2	2	2	2	2	2	2	2	2	2	2	2	2		
	13A Twin Socket Outlet 13A雙位電插座	4	4	4	4	4	4	4	4	4	4	4	4	4	4	4	4	4	4	4	4	4	4		
	Switch for Indoor A/C Unit 室內冷氣機接線位	1	1	1	1	1	1	1	1	1	1	1	1	1	1	1	1	1	1	1	1	1	1		
	Lighting Switch for LIV. & DIN. 客廳及飯廳燈掣	3	3	3	2	2	3	3	3	2	2	3	3	3	2	2	2	3	3	3	2	2	2		
	Lighting Point 燈位	4	4	4	3	3	4	4	4	3	3	4	4	4	3	3	3	4	4	4	3	3	3		
	Lighting Switch for Bathroom 浴室燈掣	1	1	1	1	1	1	1	1	1	1	1	1	1	1	1	1	1	1	1	1	1	1		
	Switch for Thermo Ventilator & Exhaust Fan 浴室寶及抽氣扇開關掣	1	1	1	1	1	1	1	1	1	1	1	1	1	1	1	1	1	1	1	1	1	1		
	Lighting Switch for Kitchen 廚房燈掣	1	1	1	1	1	1	1	1	1	1	1	1	1	1	1	1	1	1	1	1	1	1		
	Switch for Kitchen Exhaust Fan & Water Heater 廚房抽氣扇及熱水爐開關掣	1	1	1	1	1	1	1	1	1	1	1	1	1	1	1	1	1	1	1	1	1	1		
	Lighting Switch for Balcony 露台燈掣	--	--	--	--	--	1	1	1	1	1	1	1	1	1	1	1	1	1	1	1	1	1		
	Lighting Switch for Private Garden 私人花園燈掣	1	1	1	1	1	--	--	--	--	--	--	--	--	--	--	--	--	--	--	--	--	--		
	Doorphone 對講機	1	1	1	1	1	1	1	1	1	1	1	1	1	1	1	1	1	1	1	1	1	1		
Master Bedroom 主人睡房	TV/FM Outlet 電視及電台插座	1	1	1	--	--	1	1	1	--	--	1	1	1	--	--	--	1	1	1	--	--	--		
	Telephone Outlet 電話插座	1	1	1	--	--	1	1	1	--	--	1	1	1	--	--	--	1	1	1	--	--	--		
	13A Twin Socket Outlet 13A雙位電插座	3	3	3	--	--	3	3	3	--	--	3	3	3	--	--	--	3	3	3	--	--	--		
	Switch for Indoor A/C Unit 室內冷氣機接線位	1	1	1	--	--	1	1	1	--	--	1	1	1	--	--	--	1	1	1	--	--	--		
	Lighting Point 燈位	2	1	2	--	--	2	2	2	--	--	2	2	2	--	--	--	2	2	2	--	--	--		
	Lighting Switch for Bedroom 睡房燈掣	1	1	1	--	--	1	1	1	--	--	1	1	1	--	--	--	1	1	1	--	--	--		
	Lighting Switch for Bathroom 浴室燈掣	1	1	1	--	--	1	1	1	--	--	1	1	1	--	--	--	1	1	1	--	--	--		
Switch for Exhaust Fan 抽氣扇開關掣	1	1	1	--	--	1	1	1	--	--	1	1	1	--	--	--	1	1	1	--	--	--			

Notes :

- "1, 2,"denotes the quantity of such provision(s) provided in the residential unit.
- The quantity of the lighting switch shown in the schedule denotes the quantity of switch faceplate.
- 4/F is omitted.

備註 :

- "1, 2,"表示提供於該住宅單位內的裝置數量。
- 說明表所顯示的燈掣數量是表示燈掣面板的數量。
- 不設4樓。

Schedule of Mechanical & Electrical Provisions of Residential Units
住宅單位機電裝置數量說明表

Location 位置	Description 描述	Tower 1 第1座																							
		G/F 地下					1/F 1樓					2/F - 3/F, 5/F - 9/F 2樓至3樓, 5樓至9樓						10/F 10樓							
		A	B	C	D	F	A	B	C	D	F	A	B	C	D	E	F	A	B	C	D	E	F		
Bedroom 1 睡房1	TV/FM Outlet 電視及電台插座	1	1	1	1	1	1	1	1	1	1	1	1	1	1	1	1	1	1	1	1	1	1		
	Telephone Outlet 電話插座	1	1	1	1	1	1	1	1	1	1	1	1	1	1	1	1	1	1	1	1	1	1		
	13A Twin Socket Outlet 13A雙位電插座	2	2	2	3	3	2	2	2	3	3	2	2	2	3	3	3	2	2	2	3	3	3		
	Switch for Indoor A/C Unit 室內冷氣機接線位	1	1	1	1	1	1	1	1	1	1	1	1	1	1	1	1	1	1	1	1	1	1		
	Lighting Switch 燈掣	1	1	1	1	1	1	1	1	1	1	1	1	1	1	1	1	1	1	1	1	1	1		
	Lighting Point 燈位	1	1	1	1	1	1	1	1	1	1	1	1	1	1	1	1	1	1	1	1	1	1		
Bedroom 2 睡房2	TV/FM Outlet 電視及電台插座	1	1	1	1	1	1	1	1	1	1	1	1	1	1	1	1	1	1	1	1	1	1		
	Telephone Outlet 電話插座	1	1	1	1	1	1	1	1	1	1	1	1	1	1	1	1	1	1	1	1	1	1		
	13A Twin Socket Outlet 13A雙位電插座	2	2	2	2	2	2	2	2	2	2	2	2	2	2	2	2	2	2	2	2	2	2		
	Switch for Indoor A/C Unit 室內冷氣機接線位	1	1	1	1	1	1	1	1	1	1	1	1	1	1	1	1	1	1	1	1	1	1		
	Lighting Switch 燈掣	1	1	1	1	1	1	1	1	1	1	1	1	1	1	1	1	1	1	1	1	1	1		
	Lighting Point 燈位	1	1	1	1	1	1	1	1	1	1	1	1	1	1	1	1	1	1	1	1	1	1		
Master Bathroom 主人房浴室	Single Socket Outlet 單位插座	1	1	1	--	--	1	1	1	--	--	1	1	1	--	--	--	1	1	1	--	--	--		
	Fused Spur Unit 接線位連保險絲	2	1	1	--	--	2	1	1	--	--	2	1	1	--	--	--	2	1	1	--	--	--		
	Heater Remote Controller (Gas) 熱水爐遙控器(煤氣)	1	1	1	--	--	1	1	1	--	--	1	1	1	--	--	--	1	1	1	--	--	--		
	Lighting Point 燈位	4	4	4	--	--	4	4	4	--	--	4	4	4	--	--	--	4	4	4	--	--	--		
Bathroom 浴室	Thermo Ventilator 浴室寶	1	1	1	1	1	1	1	1	1	1	1	1	1	1	1	1	1	1	1	1	1	1		
	Single Socket Outlet 單位插座	1	1	1	1	1	1	1	1	1	1	1	1	1	1	1	1	1	1	1	1	1	1		
	Fused Spur Unit 接線位連保險絲	1	1	1	1	1	1	1	1	1	1	1	1	1	1	1	1	1	1	1	1	1	1		
	Cable Connection Unit 接線位	1	1	1	1	1	1	1	1	1	1	1	1	1	1	1	1	1	1	1	1	1	1		
	Heater Remote Controller (Gas) 熱水爐遙控器(煤氣)	1	1	1	1	1	1	1	1	1	1	1	1	1	1	1	1	1	1	1	1	1	1		
	Lighting Point 燈位	4	4	4	4	4	4	4	4	4	4	4	4	4	4	4	4	4	4	4	4	4	4		

Notes :

- "1, 2,"denotes the quantity of such provision(s) provided in the residential unit.
- The quantity of the lighting switch shown in the schedule denotes the quantity of switch faceplate.
- 4/F is omitted.

備註 :

- "1, 2,"表示提供於該住宅單位內的裝置數量。
- 說明表所顯示的燈掣數量是表示燈掣面板的數量。
- 不設4樓。

Schedule of Mechanical & Electrical Provisions of Residential Units
住宅單位機電裝置數量說明表

Location 位置	Description 描述	Tower 1 第1座																							
		G/F 地下					1/F 1樓					2/F - 3/F, 5/F - 9/F 2樓至3樓, 5樓至9樓						10/F 10樓							
		A	B	C	D	F	A	B	C	D	F	A	B	C	D	E	F	A	B	C	D	E	F		
Kitchen 廚房	Door Bell 門鈴	1	1	1	1	1	1	1	1	1	1	1	1	1	1	1	1	1	1	1	1	1	1		
	13A Twin Socket Outlet 13A雙位電插座	2	2	2	2	2	2	2	2	2	2	2	2	2	2	2	2	2	2	2	2	2	2		
	Single Socket Outlet with Kitchen Appliance 單位電插座(已接駁廚房設備)	4	4	4	3	3	4	4	4	3	3	4	4	4	3	3	3	4	4	4	3	3	3		
	Fused Spur Unit 接線位連保險絲	4	5	5	5	5	4	5	5	5	5	4	5	5	5	5	5	4	5	5	5	5	5		
	Lighting Point 燈位	3	3	3	2	2	3	3	3	2	2	3	3	3	2	2	2	3	3	3	2	2	2		
	Washing Machine Connection Point (Water Inlet & Outlet) 洗衣機接駁點(來水及去水)	1	1	1	1	1	1	1	1	1	1	1	1	1	1	1	1	1	1	1	1	1	1		
	Miniature Circuit Breaker Board 配電箱	1	1	1	1	1	1	1	1	1	1	1	1	1	1	1	1	1	1	1	1	1	1		
	Gas Meter & Gas Supply Point 煤氣錶及供氣點	1	1	1	1	1	1	1	1	1	1	1	1	1	1	1	1	1	1	1	1	1	1		
	Heater Remote Controller (Gas) 熱水爐遙控器(煤氣)	1	1	1	1	1	1	1	1	1	1	1	1	1	1	1	1	1	1	1	1	1	1		
	Lighting Switch for Utility Platform 工作平台燈掣	--	1	1	--	--	--	1	1	--	--	1	1	1	--	--	--	1	1	1	--	--	--		
	Lighting Switch for Flat Roof 平台燈掣	--	--	--	--	--	1	--	--	--	--	--	--	--	--	--	--	--	--	--	--	--	--		
Store 儲物房	13A Twin Socket Outlet 13A雙位電插座	1	1	1	--	--	1	1	1	--	--	1	1	1	--	--	--	1	1	1	--	--	--		
	Switch for Indoor A/C Unit 室內冷氣機接線位	1	1	1	--	--	1	1	1	--	--	1	1	1	--	--	--	1	1	1	--	--	--		
	Lighting Switch 燈掣	1	1	1	--	--	1	1	1	--	--	1	1	1	--	--	--	1	1	1	--	--	--		
	Lighting Point 燈位	1	1	1	--	--	1	1	1	--	--	1	1	1	--	--	--	1	1	1	--	--	--		
Balcony 露台	Lighting Point 燈位	--	--	--	--	--	1	1	1	1	1	1	1	1	1	1	1	1	1	1	1	1	1		
Utility Platform 工作平台	Lighting Point 燈位	--	1	1	--	--	--	1	1	--	--	1	1	1	--	--	--	1	1	1	--	--	--		
Flat Roof 平台	Lighting Point 燈位	--	--	--	--	--	1	--	--	--	--	--	--	--	--	--	--	--	--	--	--	--	--		
Private Garden 私人花園	Outdoor Socket 室外插座	2	2	2	2	2	--	--	--	--	--	--	--	--	--	--	--	--	--	--	--	--	--		
	Lighting Point 燈位	3	3	3	3	3	--	--	--	--	--	--	--	--	--	--	--	--	--	--	--	--	--		
Roof Garden 天台花園	Outdoor Socket 室外插座	--	--	--	--	--	--	--	--	--	--	--	--	--	--	--	--	3	2	2	2	2	2		
	Lighting Point 燈位	--	--	--	--	--	--	--	--	--	--	--	--	--	--	--	--	4	4	4	4	3	3		
	Lighting Switch 燈掣	--	--	--	--	--	--	--	--	--	--	--	--	--	--	--	--	1	1	1	1	1	1		

Notes :

- "1, 2,"denotes the quantity of such provision(s) provided in the residential unit.
- The quantity of the lighting switch shown in the schedule denotes the quantity of switch faceplate.
- 4/F is omitted.

備註 :

- "1, 2,"表示提供於該住宅單位內的裝置數量。
- 說明表所顯示的燈掣數量是表示燈掣面板的數量。
- 不設4樓。

Schedule of Mechanical & Electrical Provisions of Residential Units
住宅單位機電裝置數量說明表

Location 位置	Description 描述	Tower 2 第2座																							
		G/F 地下					1/F 1樓					2/F - 3/F, 5/F - 9/F 2樓至3樓, 5樓至9樓						10/F 10樓							
		B	C	D	E	F	B	C	D	E	F	A	B	C	D	E	F	A	B	C	D	E	F		
Main Entrance 大門入口	Door Bell Push Button 門鈴按鈕	1	1	1	1	1	1	1	1	1	1	1	1	1	1	1	1	1	1	1	1	1	1		
Living Room and Dining Room 客廳及飯廳	TV/FM Outlet 電視及電台插座	2	2	2	2	2	2	2	2	2	2	2	2	2	2	2	2	2	2	2	2	2	2		
	Telephone Outlet 電話插座	2	2	2	2	2	2	2	2	2	2	2	2	2	2	2	2	2	2	2	2	2	2		
	13A Twin Socket Outlet 13A雙位電插座	4	4	4	4	4	4	4	4	4	4	4	4	4	4	4	4	4	4	4	4	4	4		
	Switch for Indoor A/C Unit 室內冷氣機接線位	1	1	1	1	1	1	1	1	1	1	1	1	1	1	1	1	1	1	1	1	1	1		
	Lighting Switch for LIV. & DIN. 客廳及飯廳燈掣	2	2	2	2	3	2	2	2	2	3	2	2	2	2	2	3	2	2	2	2	2	3		
	Lighting Point 燈位	3	3	3	3	4	3	3	3	3	4	3	3	3	3	3	4	3	3	3	3	3	4		
	Lighting Switch for Bathroom 浴室燈掣	1	1	1	1	1	1	1	1	1	1	1	1	1	1	1	1	1	1	1	1	1	1		
	Switch for Thermo Ventilator & Exhaust Fan 浴室寶及抽氣扇開關掣	1	1	1	1	1	1	1	1	1	1	1	1	1	1	1	1	1	1	1	1	1	1		
	Lighting Switch for Kitchen 廚房燈掣	1	1	1	1	1	1	1	1	1	1	1	1	1	1	1	1	1	1	1	1	1	1		
	Switch for Kitchen Exhaust Fan & Water Heater 廚房抽氣扇及熱水爐開關掣	1	1	1	1	1	1	1	1	1	1	1	1	1	1	1	1	1	1	1	1	1	1		
	Lighting Switch for Balcony 露台燈掣	--	--	--	--	--	1	1	1	1	1	1	1	1	1	1	1	1	1	1	1	1	1		
	Lighting Switch for Private Garden 私人花園燈掣	1	1	1	1	1	--	--	--	--	--	--	--	--	--	--	--	--	--	--	--	--	--		
	Doorphone 對講機	1	1	1	1	1	1	1	1	1	1	1	1	1	1	1	1	1	1	1	1	1	1		
Bedroom 1 睡房1	TV/FM Outlet 電視及電台插座	1	1	1	1	1	1	1	1	1	1	1	1	1	1	1	1	1	1	1	1	1	1		
	Telephone Outlet 電話插座	1	1	1	1	1	1	1	1	1	1	1	1	1	1	1	1	1	1	1	1	1	1		
	13A Twin Socket Outlet 13A雙位電插座	3	3	3	3	3	3	3	3	3	3	3	3	3	3	3	3	3	3	3	3	3	3		
	Switch for Indoor A/C Unit 室內冷氣機接線位	1	1	1	1	1	1	1	1	1	1	1	1	1	1	1	1	1	1	1	1	1	1		
	Lighting Switch 燈掣	1	1	1	1	1	1	1	1	1	1	1	1	1	1	1	1	1	1	1	1	1	1		
Lighting Point 燈位	1	1	1	1	1	1	1	1	1	1	1	1	1	1	1	1	1	1	1	1	1	1			

Notes :

- "1, 2,"denotes the quantity of such provision(s) provided in the residential unit.
- The quantity of the lighting switch shown in the schedule denotes the quantity of switch faceplate.
- 4/F is omitted.

備註 :

- "1, 2,"表示提供於該住宅單位內的裝置數量。
- 說明表所顯示的燈掣數量是表示燈掣面板的數量。
- 不設4樓。

Schedule of Mechanical & Electrical Provisions of Residential Units
住宅單位機電裝置數量說明表

Location 位置	Description 描述	Tower 2 第2座																							
		G/F 地下					1/F 1樓					2/F - 3/F, 5/F - 9/F 2樓至3樓, 5樓至9樓						10/F 10樓							
		B	C	D	E	F	B	C	D	E	F	A	B	C	D	E	F	A	B	C	D	E	F		
Bedroom 2 睡房2	TV/FM Outlet 電視及電台插座	1	1	1	1	1	1	1	1	1	1	1	1	1	1	1	1	1	1	1	1	1	1		
	Telephone Outlet 電話插座	1	1	1	1	1	1	1	1	1	1	1	1	1	1	1	1	1	1	1	1	1	1		
	13A Twin Socket Outlet 13A雙位電插座	2	2	2	2	2	2	2	2	2	2	2	2	2	2	2	2	2	2	2	2	2	2		
	Switch for Indoor A/C Unit 室內冷氣機接線位	1	1	1	1	1	1	1	1	1	1	1	1	1	1	1	1	1	1	1	1	1	1		
	Lighting Switch 燈掣	1	1	1	1	1	1	1	1	1	1	1	1	1	1	1	1	1	1	1	1	1	1		
	Lighting Point 燈位	1	1	1	1	1	1	1	1	1	1	1	1	1	1	1	1	1	1	1	1	1	1		
Bathroom 浴室	Thermo Ventilator 浴室寶	1	1	1	1	1	1	1	1	1	1	1	1	1	1	1	1	1	1	1	1	1	1		
	Single Socket Outlet 單位插座	1	1	1	1	1	1	1	1	1	1	1	1	1	1	1	1	1	1	1	1	1	1		
	Fused Spur Unit 接線位連保險絲	1	1	1	1	1	1	1	1	1	1	1	1	1	1	1	1	1	1	1	1	1	1		
	Cable Connection Unit 接線位	1	1	1	1	1	1	1	1	1	1	1	1	1	1	1	1	1	1	1	1	1	1		
	Heater Remote Controller (Gas) 熱水爐遙控器(煤氣)	1	1	1	1	1	1	1	1	1	1	1	1	1	1	1	1	1	1	1	1	1	1		
	Lighting Point 燈位	4	4	4	4	4	4	4	4	4	4	4	4	4	4	4	4	4	4	4	4	4	4		
Kitchen 廚房	Door Bell 門鈴	1	1	1	1	1	1	1	1	1	1	1	1	1	1	1	1	1	1	1	1	1	1		
	13A Twin Socket Outlet 13A雙位電插座	2	2	2	2	2	2	2	2	2	2	2	2	2	2	2	2	2	2	2	2	2	2		
	Single Socket Outlet with Kitchen Appliance 單位電插座(已接駁廚房設備)	3	3	3	3	3	3	3	3	3	3	3	3	3	3	3	3	3	3	3	3	3	3		
	Fused Spur Unit 接線位連保險絲	5	5	5	5	5	5	5	5	5	5	5	5	5	5	5	5	5	5	5	5	5	5		
	Lighting Point 燈位	2	2	2	2	2	2	2	2	2	2	2	2	2	2	2	2	2	2	2	2	2	2		
	Washing Machine Connection Point (Water Inlet & Outlet) 洗衣機接駁點(來水及去水)	1	1	1	1	1	1	1	1	1	1	1	1	1	1	1	1	1	1	1	1	1	1		
	Miniature Circuit Breaker Board 配電箱	1	1	1	1	1	1	1	1	1	1	1	1	1	1	1	1	1	1	1	1	1	1		
	Gas Meter & Gas Supply Point 煤氣錶及供氣點	1	1	1	1	1	1	1	1	1	1	1	1	1	1	1	1	1	1	1	1	1	1		
	Heater Remote Controller (Gas) 熱水爐遙控器(煤氣)	1	1	1	1	1	1	1	1	1	1	1	1	1	1	1	1	1	1	1	1	1	1		
Lighting Switch for Utility Platform 工作平台燈掣	1	--	--	--	--	1	--	--	--	--	--	1	--	--	--	--	--	1	--	--	--	--			
Store 儲物房	13A Twin Socket Outlet 13A雙位電插座	--	--	--	1	1	--	--	--	1	1	--	--	--	--	1	--	--	--	--	--	1			
	Lighting Switch 燈掣	--	--	--	1	1	--	--	--	1	1	--	--	--	--	1	--	--	--	--	--	1			
	Lighting Point 燈位	--	--	--	1	1	--	--	--	1	1	--	--	--	--	1	--	--	--	--	--	1			

Notes:

- "1, 2,"denotes the quantity of such provision(s) provided in the residential unit.
- The quantity of the lighting switch shown in the schedule denotes the quantity of switch faceplate.
- 4/F is omitted.

備註:

- "1, 2,"表示提供於該住宅單位內的裝置數量。
- 說明表所顯示的燈掣數量是表示燈掣面板的數量。
- 不設4樓。

Schedule of Mechanical & Electrical Provisions of Residential Units
住宅單位機電裝置數量說明表

Location 位置	Description 描述	Tower 2 第2座																							
		G/F 地下					1/F 1樓					2/F - 3/F, 5/F - 9/F 2樓至3樓, 5樓至9樓						10/F 10樓							
		B	C	D	E	F	B	C	D	E	F	A	B	C	D	E	F	A	B	C	D	E	F		
Balcony 露台	Lighting Point 燈位	--	--	--	--	--	1	1	1	1	1	1	1	1	1	1	1	1	1	1	1	1	1		
Utility Platform 工作平台	Lighting Point 燈位	1	--	--	1	--	1	--	--	1	--	--	1	--	--	1	--	--	1	--	--	1	--		
Private Garden 私人花園	Outdoor Socket 室外插座	2	2	2	2	2	--	--	--	--	--	--	--	--	--	--	--	--	--	--	--	--	--		
	Lighting Point 燈位	3	3	3	3	3	--	--	--	--	--	--	--	--	--	--	--	--	--	--	--	--	--		
Roof Garden 天台花園	Outdoor Socket 室外插座	--	--	--	--	--	--	--	--	--	--	--	--	--	--	--	--	2	2	2	2	2	2		
	Lighting Point 燈位	--	--	--	--	--	--	--	--	--	--	--	--	--	--	--	--	4	3	3	3	4	5		
	Lighting Switch 燈掣	--	--	--	--	--	--	--	--	--	--	--	--	--	--	--	--	1	1	1	1	1	1		

Notes :

- "1, 2,"denotes the quantity of such provision(s) provided in the residential unit.
- The quantity of the lighting switch shown in the schedule denotes the quantity of switch faceplate.
- 4/F is omitted.

備註 :

- "1, 2,"表示提供於該住宅單位內的裝置數量。
- 說明表所顯示的燈掣數量是表示燈掣面板的數量。
- 不設4樓。

Schedule of Mechanical & Electrical Provisions of Residential Units
住宅單位機電裝置數量說明表

Location 位置	Description 描述	Tower 3 第3座																								
		G/F 地下						1/F 1樓						2/F - 3/F, 5/F - 9/F 2樓至3樓, 5樓至9樓						10/F 10樓						
		B	C	D	E	F	G	B	C	D	E	F	G	A	B	C	D	E	F	G	A	B	C	D	E	F
Main Entrance 大門入口	Door Bell Push Button 門鈴按鈕	1	1	1	1	1	1	1	1	1	1	1	1	1	1	1	1	1	1	1	1	1	1	1	1	1
Living Room and Dining Room 客廳及飯廳	TV/FM Outlet 電視及電台插座	2	2	2	2	2	2	2	2	2	2	2	2	2	2	2	2	2	2	2	2	2	2	2	2	2
	Telephone Outlet 電話插座	2	2	2	2	2	2	2	2	2	2	2	2	2	2	2	2	2	2	2	2	2	2	2	2	2
	13A Twin Socket Outlet 13A雙位電插座	4	4	4	4	4	4	4	4	4	4	4	4	4	4	4	4	4	4	4	4	4	4	4	4	4
	Switch for Indoor A/C Unit 室內冷氣機接線位	1	1	1	1	1	1	1	1	1	1	1	1	1	1	1	1	1	1	1	2	1	1	1	1	1
	Lighting Switch for LIV. & DIN. 客廳及飯廳燈掣	2	3	3	2	2	2	2	3	2	2	2	3	3	2	3	2	2	2	3	4	2	3	2	2	2
	Lighting Point 燈位	3	4	4	3	3	3	3	4	3	3	3	4	4	3	4	3	3	3	4	5	3	4	3	3	3
	Lighting Switch for Bathroom 浴室燈掣	1	1	1	1	1	1	1	1	1	1	1	1	1	1	1	1	1	1	1	1	1	1	1	1	1
	Lighting Switch for LAV. 洗手間燈掣	--	--	--	--	--	--	--	--	--	--	--	--	--	--	--	--	--	--	--	1	--	--	--	--	--
	Switch for Thermo Ventilator & Exhaust Fan 浴室寶及抽氣扇開關掣	1	1	1	1	1	1	1	1	1	1	1	1	1	1	1	1	1	1	1	1	1	1	1	1	1
	Switch for Exhaust Fan 抽氣扇開關掣	--	--	--	--	--	--	--	--	--	--	--	--	--	--	--	--	--	--	--	1	--	--	--	--	--
	Lighting Switch for Kitchen 廚房燈掣	1	1	1	1	1	1	1	1	1	1	1	1	1	1	1	1	1	1	1	1	1	1	1	1	1
	Switch for Kitchen Exhaust Fan & Water Heater 廚房抽氣扇及熱水爐開關掣	1	1	1	1	1	1	1	1	1	1	1	1	1	1	1	1	1	1	1	1	1	1	1	1	1
	Lighting Switch for Balcony 露台燈掣	--	--	--	--	--	--	1	1	1	1	1	1	1	1	1	1	1	1	1	1	1	1	1	1	1
Lighting Switch for Private Garden 私人花園燈掣	1	1	1	1	1	1	--	--	--	--	--	--	--	--	--	--	--	--	--	--	--	--	--	--	--	
Doorphone 對講機	1	1	1	1	1	1	1	1	1	1	1	1	1	1	1	1	1	1	1	1	1	1	1	1	1	

Notes :

- "1, 2,"denotes the quantity of such provision(s) provided in the residential unit.
- The quantity of the lighting switch shown in the schedule denotes the quantity of switch faceplate.
- 4/F is omitted.

備註 :

- "1, 2,"表示提供於該住宅單位內的裝置數量。
- 說明表所顯示的燈掣數量是表示燈掣面板的數量。
- 不設4樓。

Schedule of Mechanical & Electrical Provisions of Residential Units
住宅單位機電裝置數量說明表

Location 位置	Description 描述	Tower 3 第3座																								
		G/F 地下						1/F 1樓						2/F - 3/F, 5/F - 9/F 2樓至3樓, 5樓至9樓						10/F 10樓						
		B	C	D	E	F	G	B	C	D	E	F	G	A	B	C	D	E	F	G	A	B	C	D	E	F
Master Bedroom 主人睡房	TV/FM Outlet 電視及電台插座	--	--	--	--	--	--	--	--	--	--	--	1	1	--	--	--	--	--	--	1	--	--	--	--	--
	Telephone Outlet 電話插座	--	--	--	--	--	--	--	--	--	--	--	1	1	--	--	--	--	--	--	1	--	--	--	--	--
	13A Twin Socket Outlet 13A雙位電插座	--	--	--	--	--	--	--	--	--	--	--	3	3	--	--	--	--	--	--	3	--	--	--	--	--
	Switch for Indoor A/C Unit 室內冷氣機接線位	--	--	--	--	--	--	--	--	--	--	--	1	1	--	--	--	--	--	--	1	--	--	--	--	--
	Lighting Point 燈位	--	--	--	--	--	--	--	--	--	--	--	1	2	--	--	--	--	--	--	2	--	--	--	--	--
	Lighting Switch for Bedroom 睡房燈掣	--	--	--	--	--	--	--	--	--	--	--	1	1	--	--	--	--	--	--	1	--	--	--	--	--
	Lighting Switch for Bathroom 浴室燈掣	--	--	--	--	--	--	--	--	--	--	--	1	1	--	--	--	--	--	--	1	--	--	--	--	--
	Switch for Exhaust Fan 抽氣扇開關掣	--	--	--	--	--	--	--	--	--	--	--	1	1	--	--	--	--	--	--	--	--	--	--	--	--
Switch for Thermo Ventilator & Exhaust Fan 浴室寶及抽氣扇開關掣	--	--	--	--	--	--	--	--	--	--	--	--	--	--	--	--	--	--	--	1	--	--	--	--	--	
Bedroom 1 睡房1	TV/FM Outlet 電視及電台插座	1	1	1	1	1	1	1	1	1	1	1	1	1	1	1	1	1	1	1	1	1	1	1	1	1
	Telephone Outlet 電話插座	1	1	1	1	1	1	1	1	1	1	1	1	1	1	1	1	1	1	1	1	1	1	1	1	1
	13A Twin Socket Outlet 13A雙位電插座	3	3	3	3	3	3	3	3	3	3	3	3	2	3	3	3	3	3	3	2	3	3	3	3	3
	Switch for Indoor A/C Unit 室內冷氣機接線位	1	1	1	1	1	1	1	1	1	1	1	1	1	1	1	1	1	1	1	1	1	1	1	1	1
	Lighting Switch 燈掣	1	1	1	1	1	1	1	1	1	1	1	1	1	1	1	1	1	1	1	1	1	1	1	1	1
	Lighting Point 燈位	1	1	1	1	1	1	1	1	1	1	1	1	1	1	1	1	1	1	1	1	1	1	1	1	1
Bedroom 2 睡房2	TV/FM Outlet 電視及電台插座	1	1	1	1	1	1	1	1	1	1	1	1	1	1	1	1	1	1	1	1	1	1	1	1	1
	Telephone Outlet 電話插座	1	1	1	1	1	1	1	1	1	1	1	1	1	1	1	1	1	1	1	1	1	1	1	1	1
	13A Twin Socket Outlet 13A雙位電插座	2	2	2	2	2	2	2	2	2	2	2	2	2	2	2	2	2	2	2	2	2	2	2	2	2
	Switch for Indoor A/C Unit 室內冷氣機接線位	1	1	1	1	1	1	1	1	1	1	1	1	1	1	1	1	1	1	1	1	1	1	1	1	1
	Lighting Switch 燈掣	1	1	1	1	1	1	1	1	1	1	1	1	1	1	1	1	1	1	1	1	1	1	1	1	1
	Lighting Point 燈位	1	1	1	1	1	1	1	1	1	1	1	1	1	1	1	1	1	1	1	1	1	1	1	1	1

Notes :

- "1, 2,"denotes the quantity of such provision(s) provided in the residential unit.
- The quantity of the lighting switch shown in the schedule denotes the quantity of switch faceplate.
- 4/F is omitted.

備註 :

- "1, 2,"表示提供於該住宅單位內的裝置數量。
- 說明表所顯示的燈掣數量是表示燈掣面板的數量。
- 不設4樓。

Schedule of Mechanical & Electrical Provisions of Residential Units
住宅單位機電裝置數量說明表

Location 位置	Description 描述	Tower 3 第3座																											
		G/F 地下						1/F 1樓						2/F - 3/F, 5/F - 9/F 2樓至3樓, 5樓至9樓						10/F 10樓									
		B	C	D	E	F	G	B	C	D	E	F	G	A	B	C	D	E	F	G	A	B	C	D	E	F			
Bedroom 3 睡房3	TV/FM Outlet 電視及電台插座	--	--	--	--	--	--	--	--	--	--	--	--	--	--	--	--	--	--	--	--	--	--	1	--	--	--	--	--
	Telephone Outlet 電話插座	--	--	--	--	--	--	--	--	--	--	--	--	--	--	--	--	--	--	--	--	--	--	1	--	--	--	--	--
	13A Twin Socket Outlet 13A雙位電插座	--	--	--	--	--	--	--	--	--	--	--	--	--	--	--	--	--	--	--	--	--	--	2	--	--	--	--	--
	Switch for Indoor A/C Unit 室內冷氣機接線位	--	--	--	--	--	--	--	--	--	--	--	--	--	--	--	--	--	--	--	--	--	--	1	--	--	--	--	--
	Lighting Switch 燈掣	--	--	--	--	--	--	--	--	--	--	--	--	--	--	--	--	--	--	--	--	--	--	1	--	--	--	--	--
	Lighting Point 燈位	--	--	--	--	--	--	--	--	--	--	--	--	--	--	--	--	--	--	--	--	--	--	1	--	--	--	--	--
Master Bathroom 主人房浴室	Thermo Ventilator 浴室寶	--	--	--	--	--	--	--	--	--	--	--	--	--	--	--	--	--	--	--	--	--	--	1	--	--	--	--	--
	Single Socket Outlet 單位插座	--	--	--	--	--	--	--	--	--	--	--	1	1	--	--	--	--	--	--	--	--	--	1	--	--	--	--	--
	Fused Spur Unit 接線位連保險絲	--	--	--	--	--	--	--	--	--	--	--	1	1	--	--	--	--	--	--	--	--	--	1	--	--	--	--	--
	Cable Connection Unit 接線位	--	--	--	--	--	--	--	--	--	--	--	--	--	--	--	--	--	--	--	--	--	--	1	--	--	--	--	--
	Heater Remote Controller (Gas) 熱水爐遙控器(煤氣)	--	--	--	--	--	--	--	--	--	--	--	1	1	--	--	--	--	--	--	--	--	--	1	--	--	--	--	--
	Lighting Point 燈位	--	--	--	--	--	--	--	--	--	--	--	4	4	--	--	--	--	--	--	--	--	--	5	--	--	--	--	--
Bathroom 浴室	Thermo Ventilator 浴室寶	1	1	1	1	1	1	1	1	1	1	1	1	1	1	1	1	1	1	1	1	1	1	1	1	1	1	1	1
	Single Socket Outlet 單位插座	1	1	1	1	1	1	1	1	1	1	1	1	1	1	1	1	1	1	1	1	1	1	1	1	1	1	1	1
	Fused Spur Unit 接線位連保險絲	1	1	1	1	1	1	1	1	1	1	1	1	1	1	1	1	1	1	1	1	1	1	1	1	1	1	1	1
	Cable Connection Unit 接線位	1	1	1	1	1	1	1	1	1	1	1	1	1	1	1	1	1	1	1	1	1	1	1	1	1	1	1	1
	Heater Remote Controller (Gas) 熱水爐遙控器(煤氣)	1	1	1	1	1	1	1	1	1	1	1	1	1	1	1	1	1	1	1	1	1	1	1	1	1	1	1	1
	Lighting Point 燈位	4	4	4	4	4	4	4	4	4	4	4	4	4	4	4	4	4	4	4	4	4	4	4	4	4	4	4	4
Lavatory 1 洗手間 1	Lighting Point 燈位	--	--	--	--	--	--	--	--	--	--	--	--	--	--	--	--	--	--	--	--	--	--	1	--	--	--	--	--
	Fused Spur Unit 接線位連保險絲	--	--	--	--	--	--	--	--	--	--	--	--	--	--	--	--	--	--	--	--	--	--	1	--	--	--	--	--
Lavatory 2 洗手間 2	Lighting Point 燈位	--	--	--	--	--	--	--	--	--	--	--	--	--	--	--	--	--	--	--	--	--	--	3	--	--	--	--	--
	Fused Spur Unit 接線位連保險絲	--	--	--	--	--	--	--	--	--	--	--	--	--	--	--	--	--	--	--	--	--	--	1	--	--	--	--	--
Kitchen 廚房	Door Bell 門鈴	1	1	1	1	1	1	1	1	1	1	1	1	1	1	1	1	1	1	1	1	1	1	1	1	1	1	1	
	13A Twin Socket Outlet 13A雙位電插座	2	1	2	2	2	2	2	1	2	2	2	2	2	2	1	2	2	2	2	2	2	2	2	2	1	2	2	2

Notes:

- "1, 2,"denotes the quantity of such provision(s) provided in the residential unit.
- The quantity of the lighting switch shown in the schedule denotes the quantity of switch faceplate.
- 4/F is omitted.

備註:

- "1, 2,"表示提供於該住宅單位內的裝置數量。
- 說明表所顯示的燈掣數量是表示燈掣面板的數量。
- 不設4樓。

Schedule of Mechanical & Electrical Provisions of Residential Units
住宅單位機電裝置數量說明表

Location 位置	Description 描述	Tower 3 第3座																							
		G/F 地下						1/F 1樓						2/F - 3/F, 5/F - 9/F 2樓至3樓, 5樓至9樓						10/F 10樓					
		B	C	D	E	F	G	B	C	D	E	F	G	A	B	C	D	E	F	G	A	B	C	D	E
Kitchen 廚房	Single Socket Outlet with Kitchen Appliance 單位電插座(已接駁廚房設備)	3	3	3	3	3	3	3	3	3	3	3	4	4	3	3	3	3	3	4	3	3	3	3	3
	Fused Spur Unit 接線位連保險絲	5	5	5	5	5	5	5	5	5	5	5	5	5	5	5	5	5	5	7	5	5	5	5	5
	Cable Connection Unit 接線位	--	--	--	--	--	--	--	--	--	--	--	--	--	--	--	--	--	--	3	--	--	--	--	--
	Lighting Point 燈位	2	3	3	3	2	2	2	3	2	2	2	3	3	2	3	2	2	2	4	2	3	2	2	2
	Washing Machine Connection Point (Water Inlet & Outlet) 洗衣機接駁點(來水及去水)	1	1	1	1	1	1	1	1	1	1	1	1	1	1	1	1	1	1	1	1	1	1	1	1
	Miniature Circuit Breaker Board 配電箱	1	1	1	1	1	1	1	1	1	1	1	1	1	1	1	1	1	1	1	1	1	1	1	1
	Gas Meter & Gas Supply Point 煤氣錶及供氣點	1	1	1	1	1	1	1	1	1	1	1	1	1	1	1	1	1	1	1	1	1	1	1	1
	Heater Remote Controller (Gas) 熱水爐遙控器(煤氣)	1	1	1	1	1	1	1	1	1	1	1	1	1	1	1	1	1	1	1	1	1	1	1	1
Store 儲物房	13A Twin Socket Outlet 13A雙位電插座	--	--	--	--	--	--	--	--	--	--	--	--	--	--	--	--	--	--	1	--	--	--	--	--
	Switch for Indoor A/C Unit 室內冷氣機接線位	--	--	--	--	--	--	--	--	--	--	--	--	--	--	--	--	--	--	1	--	--	--	--	--
	Lighting Switch 燈掣	--	--	--	--	--	--	--	--	--	--	--	--	--	--	--	--	--	--	1	--	--	--	--	--
	Lighting Point 燈位	--	--	--	--	--	--	--	--	--	--	--	--	--	--	--	--	--	--	1	--	--	--	--	--
	Switch for LAV. Lighting 洗手間燈掣	--	--	--	--	--	--	--	--	--	--	--	--	--	--	--	--	--	--	1	--	--	--	--	--
	Switch for LAV. Exhaust Fan 洗手間抽氣扇開關掣	--	--	--	--	--	--	--	--	--	--	--	--	--	--	--	--	--	--	1	--	--	--	--	--
Internal Staircase 內置樓梯	Lighting Point for Staircase 樓梯燈位	--	--	--	--	--	--	--	--	--	--	--	--	--	--	--	--	--	--	3	--	--	--	--	--
	Lighting Switch for Staircase 樓梯燈掣	--	--	--	--	--	--	--	--	--	--	--	--	--	--	--	--	--	--	2	--	--	--	--	--
Balcony 露台	Lighting Point 燈位	--	--	--	--	--	--	1	1	1	1	1	1	1	1	1	1	1	1	1	1	1	1	1	1
Utility Platform 工作平台	Lighting Point 燈位	--	1	--	--	--	--	--	1	--	--	--	1	--	--	1	--	--	1	--	--	1	--	--	--
Private Garden 私人花園	Outdoor Socket 室外插座	2	2	2	2	2	2	--	--	--	--	--	--	--	--	--	--	--	--	--	--	--	--	--	--
	Lighting Point 燈位	3	3	3	3	3	3	--	--	--	--	--	--	--	--	--	--	--	--	--	--	--	--	--	--
Roof Garden 天台花園	Outdoor Socket 室外插座	--	--	--	--	--	--	--	--	--	--	--	--	--	--	--	--	--	--	3	2	2	2	2	2
	Lighting Point 燈位	--	--	--	--	--	--	--	--	--	--	--	--	--	--	--	--	--	--	6	4	3	3	3	4
	Lighting Switch 燈掣	--	--	--	--	--	--	--	--	--	--	--	--	--	--	--	--	--	--	1	1	1	1	1	1

Notes :

- "1, 2,"denotes the quantity of such provision(s) provided in the residential unit.
- The quantity of the lighting switch shown in the schedule denotes the quantity of switch faceplate.
- 4/F is omitted.

備註 :

- "1, 2,"表示提供於該住宅單位內的裝置數量。
- 說明表所顯示的燈掣數量是表示燈掣面板的數量。
- 不設4樓。

Schedule of Mechanical & Electrical Provisions of Residential Units
住宅單位機電裝置數量說明表

Location 位置	Description 描述	Tower 5 第5座																				
		G/F 地下				1/F 1樓					2/F - 3/F, 5/F - 9/F 2樓至3樓, 5樓至9樓						10/F 10樓					
		B	C	D	E	A	B	C	D	E	A	B	C	D	E	F	A	B	C	D	E	F
Main Entrance 大門入口	Door Bell Push Button 門鈴按鈕	1	1	1	1	1	1	1	1	1	1	1	1	1	1	1	1	1	1	1	1	1
Living Room and Dining Room 客廳及飯廳	TV/FM Outlet 電視及電台插座	2	2	2	2	2	2	2	2	2	2	2	2	2	2	2	2	2	2	2	2	2
	Telephone Outlet 電話插座	2	2	2	2	2	2	2	2	2	2	2	2	2	2	2	2	2	2	2	2	2
	13A Twin Socket Outlet 13A雙位電插座	4	4	4	4	4	4	4	4	4	4	4	4	4	4	4	4	4	4	4	4	4
	Switch for Indoor A/C Unit 室內冷氣機接線位	1	1	1	1	1	1	1	1	1	1	1	1	1	1	1	1	1	1	1	1	1
	Lighting Switch for LIV. & DIN. 客廳及飯廳燈掣	2	3	3	3	3	2	3	3	3	3	2	3	3	3	3	3	2	3	3	3	3
	Lighting Point 燈位	3	4	4	4	4	3	4	4	4	4	3	4	4	4	4	4	3	4	4	4	4
	Lighting Switch for Bathroom 浴室燈掣	1	1	1	1	1	1	1	1	1	1	1	1	1	1	1	1	1	1	1	1	1
	Switch for Thermo Ventilator & Exhaust Fan 浴室寶及抽氣扇開關掣	1	1	1	1	1	1	1	1	1	1	1	1	1	1	1	1	1	1	1	1	1
	Lighting Switch for Kitchen 廚房燈掣	1	1	1	1	1	1	1	1	1	1	1	1	1	1	1	1	1	1	1	1	1
	Switch for Kitchen Exhaust Fan & Water Heater 廚房抽氣扇及熱水爐開關掣	1	1	1	1	1	1	1	1	1	1	1	1	1	1	1	1	1	1	1	1	1
	Lighting Switch for Balcony 露台燈掣	--	--	--	--	1	1	1	1	1	1	1	1	1	1	1	1	1	1	1	1	1
	Lighting Switch for Private Garden 私人花園燈掣	1	1	1	1	--	--	--	--	--	--	--	--	--	--	--	--	--	--	--	--	--
Doorphone 對講機	1	1	1	1	1	1	1	1	1	1	1	1	1	1	1	1	1	1	1	1	1	
Master Bedroom 主人睡房	TV/FM Outlet 電視及電台插座	--	--	--	--	1	--	--	--	--	1	--	--	--	--	--	1	--	--	--	--	
	Telephone Outlet 電話插座	--	--	--	--	1	--	--	--	--	1	--	--	--	--	--	1	--	--	--	--	
	13A Twin Socket Outlet 13A雙位電插座	--	--	--	--	3	--	--	--	--	3	--	--	--	--	--	3	--	--	--	--	
	Switch for Indoor A/C Unit 室內冷氣機接線位	--	--	--	--	1	--	--	--	--	1	--	--	--	--	--	1	--	--	--	--	
	Lighting Point 燈位	--	--	--	--	2	--	--	--	--	2	--	--	--	--	--	2	--	--	--	--	
	Lighting Switch for Bedroom 睡房燈掣	--	--	--	--	1	--	--	--	--	1	--	--	--	--	--	1	--	--	--	--	
	Lighting Switch for Bathroom 浴室燈掣	--	--	--	--	1	--	--	--	--	1	--	--	--	--	--	1	--	--	--	--	
Switch for Exhaust Fan 抽氣扇開關掣	--	--	--	--	1	--	--	--	--	1	--	--	--	--	--	1	--	--	--	--		

Notes:

- "1, 2,"denotes the quantity of such provision(s) provided in the residential unit.
- The quantity of the lighting switch shown in the schedule denotes the quantity of switch faceplate.
- 4/F is omitted.

備註:

- "1, 2,"表示提供於該住宅單位內的裝置數量。
- 說明表所顯示的燈掣數量是表示燈掣面板的數量。
- 不設4樓。

Schedule of Mechanical & Electrical Provisions of Residential Units
住宅單位機電裝置數量說明表

Location 位置	Description 描述	Tower 5 第5座																			
		G/F 地下				1/F 1樓					2/F - 3/F, 5/F - 9/F 2樓至3樓, 5樓至9樓						10/F 10樓				
		B	C	D	E	A	B	C	D	E	A	B	C	D	E	F	A	B	C	D	E
Bedroom 1 睡房1	TV/FM Outlet 電視及電台插座	1	1	1	1	1	1	1	1	1	1	1	1	1	1	1	1	1	1	1	1
	Telephone Outlet 電話插座	1	1	1	1	1	1	1	1	1	1	1	1	1	1	1	1	1	1	1	1
	13A Twin Socket Outlet 13A雙位電插座	3	3	3	3	2	3	3	3	3	2	3	3	3	3	3	2	3	3	3	3
	Switch for Indoor A/C Unit 室內冷氣機接線位	1	1	1	1	1	1	1	1	1	1	1	1	1	1	1	1	1	1	1	1
	Lighting Switch 燈掣	1	1	1	1	1	1	1	1	1	1	1	1	1	1	1	1	1	1	1	1
	Lighting Point 燈位	1	1	1	1	1	1	1	1	1	1	1	1	1	1	1	1	1	1	1	1
Bedroom 2 睡房2	TV/FM Outlet 電視及電台插座	1	1	1	1	1	1	1	1	1	1	1	1	1	1	1	1	1	1	1	1
	Telephone Outlet 電話插座	1	1	1	1	1	1	1	1	1	1	1	1	1	1	1	1	1	1	1	1
	13A Twin Socket Outlet 13A雙位電插座	2	2	2	2	2	2	2	2	2	2	2	2	2	2	2	2	2	2	2	2
	Switch for Indoor A/C Unit 室內冷氣機接線位	1	1	1	1	1	1	1	1	1	1	1	1	1	1	1	1	1	1	1	1
	Lighting Switch 燈掣	1	1	1	1	1	1	1	1	1	1	1	1	1	1	1	1	1	1	1	1
	Lighting Point 燈位	1	1	1	1	1	1	1	1	1	1	1	1	1	1	1	1	1	1	1	1
Master Bathroom 主人房浴室	Single Socket Outlet 單位插座	--	--	--	--	1	--	--	--	--	1	--	--	--	--	1	--	--	--	--	--
	Fused Spur Unit 接線位連保險絲	--	--	--	--	1	--	--	--	--	1	--	--	--	--	1	--	--	--	--	--
	Heater Remote Controller (Gas) 熱水爐遙控器(煤氣)	--	--	--	--	1	--	--	--	--	1	--	--	--	--	1	--	--	--	--	--
	Lighting Point 燈位	--	--	--	--	4	--	--	--	--	4	--	--	--	--	4	--	--	--	--	--
Bathroom 浴室	Thermo Ventilator 浴室寶	1	1	1	1	1	1	1	1	1	1	1	1	1	1	1	1	1	1	1	1
	Single Socket Outlet 單位插座	1	1	1	1	1	1	1	1	1	1	1	1	1	1	1	1	1	1	1	1
	Fused Spur Unit 接線位連保險絲	1	1	1	1	1	1	1	1	1	1	1	1	1	1	1	1	1	1	1	1
	Cable Connection Unit 接線位	1	1	1	1	1	1	1	1	1	1	1	1	1	1	1	1	1	1	1	1
	Heater Remote Controller (Gas) 熱水爐遙控器(煤氣)	1	1	1	1	1	1	1	1	1	1	1	1	1	1	1	1	1	1	1	1
	Lighting Point 燈位	4	4	4	4	4	4	4	4	4	4	4	4	4	4	4	4	4	4	4	4

Notes :

- "1, 2,"denotes the quantity of such provision(s) provided in the residential unit.
- The quantity of the lighting switch shown in the schedule denotes the quantity of switch faceplate.
- 4/F is omitted.

備註 :

- "1, 2,"表示提供於該住宅單位內的裝置數量。
- 說明表所顯示的燈掣數量是表示燈掣面板的數量。
- 不設4樓。

Schedule of Mechanical & Electrical Provisions of Residential Units
住宅單位機電裝置數量說明表

Location 位置	Description 描述	Tower 5 第5座																					
		G/F 地下				1/F 1樓					2/F - 3/F, 5/F - 9/F 2樓至3樓, 5樓至9樓						10/F 10樓						
		B	C	D	E	A	B	C	D	E	A	B	C	D	E	F	A	B	C	D	E	F	
Kitchen 廚房	Door Bell 門鈴	1	1	1	1	1	1	1	1	1	1	1	1	1	1	1	1	1	1	1	1	1	
	13A Twin Socket Outlet 13A雙位電插座	2	2	2	2	2	2	2	2	2	2	2	2	2	2	2	2	2	2	2	2	2	
	Single Socket Outlet with Kitchen Appliance 單位電插座(已接駁廚房設備)	3	3	3	3	4	3	3	3	3	4	3	3	3	3	3	4	3	3	3	3	3	
	Fused Spur Unit 接線位連保險絲	5	5	5	5	5	5	5	5	5	5	5	5	5	5	5	5	5	5	5	5	5	
	Lighting Point 燈位	3	2	2	3	3	3	2	2	3	3	3	2	2	3	3	3	3	2	2	3	3	
	Washing Machine Connection Point (Water Inlet & Outlet) 洗衣機接駁點(來水及去水)	1	1	1	1	1	1	1	1	1	1	1	1	1	1	1	1	1	1	1	1	1	
	Miniature Circuit Breaker Board 配電箱	1	1	1	1	1	1	1	1	1	1	1	1	1	1	1	1	1	1	1	1	1	
	Gas Meter & Gas Supply Point 煤氣錶及供氣點	1	1	1	1	1	1	1	1	1	1	1	1	1	1	1	1	1	1	1	1	1	
	Heater Remote Controller (Gas) 熱水爐遙控器(煤氣)	1	1	1	1	1	1	1	1	1	1	1	1	1	1	1	1	1	1	1	1	1	
Store 儲物房	13A Twin Socket Outlet 13A雙位電插座	--	--	1	--	1	--	--	1	--	1	--	--	1	--	1	1	--	--	1	--	1	
	Switch for Indoor A/C Unit 室內冷氣機接線位	--	--	--	--	1	--	--	--	--	1	--	--	--	--	--	1	--	--	--	--	--	
	Lighting Switch 燈掣	--	--	1	--	1	--	--	1	--	1	--	--	1	--	1	1	--	--	1	--	1	
	Lighting Point 燈位	--	--	1	--	1	--	--	1	--	1	--	--	1	--	1	1	--	--	1	--	1	
Balcony 露台	Lighting Point 燈位	--	--	--	--	1	1	1	1	1	1	1	1	1	1	1	1	1	1	1	1	1	
Utility Platform 工作平台	Lighting Point 燈位	--	--	1	1	--	--	--	1	1	--	--	--	1	1	--	--	--	--	1	1	--	
Private Garden 私人花園	Outdoor Socket 室外插座	2	2	2	2	--	--	--	--	--	--	--	--	--	--	--	--	--	--	--	--	--	
	Lighting Point 燈位	3	3	3	3	--	--	--	--	--	--	--	--	--	--	--	--	--	--	--	--	--	
Roof Garden 天台花園	Outdoor Socket 室外插座	--	--	--	--	--	--	--	--	--	--	--	--	--	--	2	2	2	2	2	2	2	
	Lighting Point 燈位	--	--	--	--	--	--	--	--	--	--	--	--	--	--	3	3	3	3	3	3	4	
	Lighting Switch 燈掣	--	--	--	--	--	--	--	--	--	--	--	--	--	--	1	1	1	1	1	1	1	

Notes :

- "1, 2,"denotes the quantity of such provision(s) provided in the residential unit.
- The quantity of the lighting switch shown in the schedule denotes the quantity of switch faceplate.
- 4/F is omitted.

備註 :

- "1, 2,"表示提供於該住宅單位內的裝置數量。
- 說明表所顯示的燈掣數量是表示燈掣面板的數量。
- 不設4樓。

Schedule of Mechanical & Electrical Provisions of Residential Units
住宅單位機電裝置數量說明表

Location 位置	Description 描述	Tower 5A 第5A座															
		G/F 地下			1/F 1樓			2/F - 3/F, 5/F - 9/F 2樓至3樓, 5樓至9樓					10/F 10樓				
		C	D	E	A	C	D	E	A	B	C	D	E	A	C	D	E
Main Entrance 大門入口	Door Bell Push Button 門鈴按鈕	1	1	1	1	1	1	1	1	1	1	1	1	1	1	1	1
Living Room and Dining Room 客廳及飯廳	TV/FM Outlet 電視及電台插座	2	2	2	2	2	2	2	2	2	2	2	2	2	2	2	2
	Telephone Outlet 電話插座	2	2	2	2	2	2	2	2	2	2	2	2	2	2	2	2
	13A Twin Socket Outlet 13A雙位電插座	4	4	4	4	4	4	4	4	4	4	4	4	4	4	4	4
	Switch for Indoor A/C Unit 室內冷氣機接線位	1	1	1	1	1	1	1	1	1	1	1	1	3	1	1	1
	Lighting Switch for LIV. & DIN. 客廳及飯廳燈掣	2	2	2	3	3	2	2	3	3	3	2	2	7	3	2	2
	Lighting Point 燈位	3	3	3	4	4	3	3	4	4	4	3	3	7	4	3	3
	Lighting Switch for Bathroom 浴室燈掣	1	1	1	1	1	1	1	1	1	1	1	1	1	1	1	1
	Lighting Switch for LAV. 洗手間燈掣	--	--	--	--	--	--	--	--	--	--	--	--	1	--	--	--
	Switch for Thermo Ventilator & Exhaust Fan 浴室寶及抽氣扇開關掣	1	1	1	1	1	1	1	1	1	1	1	1	1	1	1	1
	Switch for Exhaust Fan 抽氣扇開關掣	--	--	--	--	--	--	--	--	--	--	--	--	1	--	--	--
	Lighting Switch for Kitchen 廚房燈掣	1	1	1	1	1	1	1	1	1	1	1	1	1	1	1	1
	Switch for Kitchen Exhaust Fan & Water Heater 廚房抽氣扇及熱水爐開關掣	1	1	1	1	1	1	1	1	1	1	1	1	2	1	1	1
	Lighting Switch for Balcony 露台燈掣	--	--	--	1	1	1	1	1	1	1	1	1	1	1	1	1
	Lighting Switch for Private Garden 私人花園燈掣	1	1	1	--	--	--	--	--	--	--	--	--	--	--	--	--
Lighting Switch for Flat Roof 平台燈掣	--	--	--	--	--	--	--	--	--	--	--	--	1	--	--	--	
Doorphone 對講機	1	1	1	1	1	1	1	1	1	1	1	1	1	1	1	1	

Notes :

- "1, 2,"denotes the quantity of such provision(s) provided in the residential unit.
- The quantity of the lighting switch shown in the schedule denotes the quantity of switch faceplate.
- 4/F is omitted.

備註 :

- "1, 2,"表示提供於該住宅單位內的裝置數量。
- 說明表所顯示的燈掣數量是表示燈掣面板的數量。
- 不設4樓。

Schedule of Mechanical & Electrical Provisions of Residential Units
住宅單位機電裝置數量說明表

Location 位置	Description 描述	Tower 5A 第5座A															
		G/F 地下			1/F 1樓				2/F - 3/F, 5/F - 9/F 2樓至3樓, 5樓至9樓					10/F 10樓			
		C	D	E	A	C	D	E	A	B	C	D	E	A	C	D	E
Master Bedroom 主人睡房	TV/FM Outlet 電視及電台插座	--	--	--	1	--	--	--	1	1	--	--	--	1	--	--	--
	Telephone Outlet 電話插座	--	--	--	1	--	--	--	1	1	--	--	--	1	--	--	--
	13A Twin Socket Outlet 13A雙位電插座	--	--	--	3	--	--	--	3	3	--	--	--	3	--	--	--
	Switch for Indoor A/C Unit 室內冷氣機接線位	--	--	--	1	--	--	--	1	1	--	--	--	1	--	--	--
	Lighting Point 燈位	--	--	--	2	--	--	--	2	2	--	--	--	3	--	--	--
	Lighting Switch for Bedroom 睡房燈掣	--	--	--	1	--	--	--	1	1	--	--	--	1	--	--	--
	Lighting Switch for Bathroom 浴室燈掣	--	--	--	1	--	--	--	1	1	--	--	--	1	--	--	--
	Switch for Exhaust Fan 抽氣扇開關掣	--	--	--	1	--	--	--	1	1	--	--	--	--	--	--	--
	Switch for Thermo Ventilator & Exhaust Fan 浴室寶及抽氣扇開關掣	--	--	--	--	--	--	--	--	--	--	--	--	1	--	--	--
Lighting Switch for Flat Roof 平台燈掣	--	--	--	--	--	--	--	--	--	--	--	--	1	--	--	--	
Bedroom 1 睡房1	TV/FM Outlet 電視及電台插座	1	1	1	1	1	1	1	1	1	1	1	1	1	1	1	1
	Telephone Outlet 電話插座	1	1	1	1	1	1	1	1	1	1	1	1	1	1	1	1
	13A Twin Socket Outlet 13A雙位電插座	3	3	3	2	3	3	3	2	2	3	3	3	2	3	3	3
	Switch for Indoor A/C Unit 室內冷氣機接線位	1	1	1	1	1	1	1	1	1	1	1	1	1	1	1	1
	Lighting Switch 燈掣	1	1	1	1	1	1	1	1	1	1	1	1	1	1	1	1
	Lighting Point 燈位	1	1	1	1	1	1	1	1	1	1	1	1	1	1	1	1
Bedroom 2 睡房2	TV/FM Outlet 電視及電台插座	1	1	1	1	1	1	1	1	1	1	1	1	1	1	1	1
	Telephone Outlet 電話插座	1	1	1	1	1	1	1	1	1	1	1	1	1	1	1	1
	13A Twin Socket Outlet 13A雙位電插座	2	2	2	2	2	2	2	2	2	2	2	2	2	2	2	2
	Switch for Indoor A/C Unit 室內冷氣機接線位	1	1	1	1	1	1	1	1	1	1	1	1	1	1	1	1
	Lighting Switch 燈掣	1	1	1	1	1	1	1	1	1	1	1	1	1	1	1	1
	Lighting Point 燈位	1	1	1	1	1	1	1	1	1	1	1	1	1	1	1	1

Notes :

- "1, 2,"denotes the quantity of such provision(s) provided in the residential unit.
- The quantity of the lighting switch shown in the schedule denotes the quantity of switch faceplate.
- 4/F is omitted.

備註 :

- "1, 2,"表示提供於該住宅單位內的裝置數量。
- 說明表所顯示的燈掣數量是表示燈掣面板的數量。
- 不設4樓。

Schedule of Mechanical & Electrical Provisions of Residential Units
住宅單位機電裝置數量說明表

Location 位置	Description 描述	Tower 5A 第5A座															
		G/F 地下			1/F 1樓			2/F - 3/F, 5/F - 9/F 2樓至3樓, 5樓至9樓					10/F 10樓				
		C	D	E	A	C	D	E	A	B	C	D	E	A	C	D	E
Ensuite 套房	TV/FM Outlet 電視及電台插座	--	--	--	--	--	--	--	--	--	--	--	--	1	--	--	--
	Telephone Outlet 電話插座	--	--	--	--	--	--	--	--	--	--	--	--	1	--	--	--
	13A Twin Socket Outlet 13A雙位電插座	--	--	--	--	--	--	--	--	--	--	--	--	3	--	--	--
	Switch for Indoor A/C Unit 室內冷氣機接線位	--	--	--	--	--	--	--	--	--	--	--	--	1	--	--	--
	Lighting Switch 燈掣	--	--	--	--	--	--	--	--	--	--	--	--	1	--	--	--
	Lighting Point 燈位	--	--	--	--	--	--	--	--	--	--	--	--	2	--	--	--
	Lighting Switch for Bathroom 浴室燈掣	--	--	--	--	--	--	--	--	--	--	--	--	1	--	--	--
Switch for Thermo Ventilator & Exhaust Fan 浴室寶及抽氣扇開關掣	--	--	--	--	--	--	--	--	--	--	--	--	1	--	--	--	
Master Bathroom 主人房浴室	Thermo Ventilator 浴室寶	--	--	--	--	--	--	--	--	--	--	--	--	1	--	--	--
	Single Socket Outlet 單位插座	--	--	--	1	--	--	--	1	1	--	--	--	1	--	--	--
	Fused Spur Unit 接線位連保險絲	--	--	--	1	--	--	--	1	1	--	--	--	1	--	--	--
	Heater Remote Controller (Gas) 熱水爐遙控器(煤氣)	--	--	--	1	--	--	--	1	1	--	--	--	1	--	--	--
	Lighting Point 燈位	--	--	--	4	--	--	--	4	4	--	--	--	5	--	--	--
Bathroom 浴室	Thermo Ventilator 浴室寶	1	1	1	1	1	1	1	1	1	1	1	1	--	1	1	1
	Single Socket Outlet 單位插座	1	1	1	1	1	1	1	1	1	1	1	1	--	1	1	1
	Fused Spur Unit 接線位連保險絲	1	1	1	1	1	1	1	1	1	1	1	1	--	1	1	1
	Cable Connection Unit 接線位	1	1	1	1	1	1	1	1	1	1	1	1	--	1	1	1
	Heater Remote Controller (Gas) 熱水爐遙控器(煤氣)	1	1	1	1	1	1	1	1	1	1	1	1	--	1	1	1
	Lighting Point 燈位	4	4	4	4	4	4	4	4	4	4	4	4	--	4	4	4
Bathroom 1 浴室1	Thermo Ventilator 浴室寶	--	--	--	--	--	--	--	--	--	--	--	--	1	--	--	--
	Single Socket Outlet 單位插座	--	--	--	--	--	--	--	--	--	--	--	--	1	--	--	--
	Fused Spur Unit 接線位連保險絲	--	--	--	--	--	--	--	--	--	--	--	--	1	--	--	--
	Cable Connection Unit 接線位	--	--	--	--	--	--	--	--	--	--	--	--	1	--	--	--
	Heater Remote Controller (Gas) 熱水爐遙控器(煤氣)	--	--	--	--	--	--	--	--	--	--	--	--	1	--	--	--
	Lighting Point 燈位	--	--	--	--	--	--	--	--	--	--	--	--	3	--	--	--

Notes :

- "1, 2,"denotes the quantity of such provision(s) provided in the residential unit.
- The quantity of the lighting switch shown in the schedule denotes the quantity of switch faceplate.
- 4/F is omitted.

備註 :

- "1, 2,"表示提供於該住宅單位內的裝置數量。
- 說明表所顯示的燈掣數量是表示燈掣面板的數量。
- 不設4樓。

Schedule of Mechanical & Electrical Provisions of Residential Units
住宅單位機電裝置數量說明表

Location 位置	Description 描述	Tower 5A 第5A座															
		G/F 地下			1/F 1樓				2/F - 3/F, 5/F - 9/F 2樓至3樓, 5樓至9樓					10/F 10樓			
		C	D	E	A	C	D	E	A	B	C	D	E	A	C	D	E
Bathroom 2 浴室2	Thermo Ventilator 浴室寶	--	--	--	--	--	--	--	--	--	--	--	--	1	--	--	--
	Single Socket Outlet 單位插座	--	--	--	--	--	--	--	--	--	--	--	--	1	--	--	--
	Fused Spur Unit 接線位連保險絲	--	--	--	--	--	--	--	--	--	--	--	--	1	--	--	--
	Cable Connection Unit 接線位	--	--	--	--	--	--	--	--	--	--	--	--	1	--	--	--
	Heater Remote Controller (Gas) 熱水爐遙控器(煤氣)	--	--	--	--	--	--	--	--	--	--	--	--	1	--	--	--
	Lighting Point 燈位	--	--	--	--	--	--	--	--	--	--	--	--	4	--	--	--
Lavatory 1 洗手間 1	Lighting Point 燈位	--	--	--	--	--	--	--	--	--	--	--	--	3	--	--	--
	Fused Spur Unit 接線位連保險絲	--	--	--	--	--	--	--	--	--	--	--	--	1	--	--	--
Lavatory 2 洗手間 2	Lighting Point 燈位	--	--	--	--	--	--	--	--	--	--	--	--	1	--	--	--
	Fused Spur Unit 接線位連保險絲	--	--	--	--	--	--	--	--	--	--	--	--	1	--	--	--
Kitchen 廚房	Door Bell 門鈴	1	1	1	1	1	1	1	1	1	1	1	1	1	1	1	1
	13A Twin Socket Outlet 13A雙位電插座	2	2	2	2	2	2	2	2	2	2	2	2	2	2	2	2
	Single Socket Outlet with Kitchen Appliance 單位電插座(已接駁廚房設備)	3	3	3	4	3	3	3	4	4	3	3	3	4	3	3	3
	Fused Spur Unit 接線位連保險絲	5	5	5	5	5	5	5	5	5	5	5	5	7	5	5	5
	Cable Connection Unit 接線位	--	--	--	--	--	--	--	--	--	--	--	--	3	--	--	--
	Lighting Point 燈位	3	2	2	3	3	2	2	3	3	3	2	2	4	3	2	2
	Washing Machine Connection Point (Water Inlet & Outlet) 洗衣機接駁點(來水及去水)	1	1	1	1	1	1	1	1	1	1	1	1	1	1	1	1
	Miniature Circuit Breaker Board 配電箱	1	1	1	1	1	1	1	1	1	1	1	1	1	1	1	1
	Gas Meter & Gas Supply Point 煤氣錶及供氣點	1	1	1	1	1	1	1	1	1	1	1	1	1	1	1	1
	Heater Remote Controller (Gas) 熱水爐遙控器(煤氣)	1	1	1	1	1	1	1	1	1	1	1	1	1	1	1	1

Notes :

- "1, 2,"denotes the quantity of such provision(s) provided in the residential unit.
- The quantity of the lighting switch shown in the schedule denotes the quantity of switch faceplate.
- 4/F is omitted.

備註 :

- "1, 2,"表示提供於該住宅單位內的裝置數量。
- 說明表所顯示的燈掣數量是表示燈掣面板的數量。
- 不設4樓。

Schedule of Mechanical & Electrical Provisions of Residential Units
住宅單位機電裝置數量說明表

Location 位置	Description 描述	Tower 5A 第5A座															
		G/F 地下			1/F 1樓				2/F - 3/F, 5/F - 9/F 2樓至3樓, 5樓至9樓					10/F 10樓			
		C	D	E	A	C	D	E	A	B	C	D	E	A	C	D	E
Store 儲物房	13A Twin Socket Outlet 13A雙位電插座	--	--	--	--	--	--	--	--	1	--	--	--	1	--	--	--
	Switch for Indoor A/C Unit 室內冷氣機接線位	--	--	--	--	--	--	--	--	1	--	--	--	1	--	--	--
	Lighting Switch 燈掣	--	--	--	--	--	--	--	--	1	--	--	--	1	--	--	--
	Lighting Point 燈位	--	--	--	--	--	--	--	--	1	--	--	--	1	--	--	--
	Switch for LAV. Lighting 洗手間燈掣	--	--	--	--	--	--	--	--	--	--	--	--	1	--	--	--
	Switch for LAV. Exhaust Fan 洗手間抽氣扇開關掣	--	--	--	--	--	--	--	--	--	--	--	--	1	--	--	--
Internal Staircase 內置樓梯	Lighting Switch 燈掣	--	--	--	--	--	--	--	--	--	--	--	2	--	--	--	
	Lighting Point 燈位	--	--	--	--	--	--	--	--	--	--	--	3	--	--	--	
Balcony 露台	Lighting Point 燈位	--	--	--	1	1	1	1	1	1	1	1	--	1	1	1	
Utility Platform 工作平台	Lighting Point 燈位	--	--	--	--	1	--	--	--	1	1	--	--	--	--	--	
Private Garden 私人花園	Outdoor Socket 室外插座	2	2	2	--	--	--	--	--	--	--	--	--	--	--	--	
	Lighting Point 燈位	3	3	3	--	--	--	--	--	--	--	--	--	--	--	--	
Flat Roof Access from Master Bedroom 經由主人睡房進入的平台	Outdoor Socket 室外插座	--	--	--	--	--	--	--	--	--	--	--	1	--	--	--	
	Lighting Point 燈位	--	--	--	--	--	--	--	--	--	--	--	1	--	--	--	
Flat Roof Access from Living Room and Dining Room 經由客廳及飯廳 進入的平台	Outdoor Socket 室外插座	--	--	--	--	--	--	--	--	--	--	--	1	--	--	--	
	Lighting Point 燈位	--	--	--	--	--	--	--	--	--	--	--	1	--	--	--	
Roof Garden 天台花園	Outdoor Socket 室外插座	--	--	--	--	--	--	--	--	--	--	--	3	2	2	2	
	Lighting Point 燈位	--	--	--	--	--	--	--	--	--	--	--	7	4	3	3	
	Lighting Switch 燈掣	--	--	--	--	--	--	--	--	--	--	--	1	1	1	1	

Notes :

- "1, 2,"denotes the quantity of such provision(s) provided in the residential unit.
- The quantity of the lighting switch shown in the schedule denotes the quantity of switch faceplate.
- 4/F is omitted.

備註：

- "1, 2,"表示提供於該住宅單位內的裝置數量。
- 說明表所顯示的燈掣數量是表示燈掣面板的數量。
- 不設4樓。

Schedule of Mechanical & Electrical Provisions of Residential Units
住宅單位機電裝置數量說明表

Location 位置	Description 描述	Tower 6 第6座																								
		G/F 地下						1/F 1樓						2/F - 3/F, 5/F - 9/F 2樓至3樓, 5樓至9樓						10/F 10樓						
		A	B	D	E	F	G	A	B	D	E	F	G	A	B	C	D	E	F	G	A	C	D	E	F	G
Main Entrance 大門入口	Door Bell Push Button 門鈴按鈕	1	1	1	1	1	1	1	1	1	1	1	1	1	1	1	1	1	1	1	1	1	1	1	1	1
Living Room and Dining Room 客廳及飯廳	TV/FM Outlet 電視及電台插座	2	2	2	2	2	2	2	2	2	2	2	2	2	2	2	2	2	2	2	3	2	2	2	2	2
	Telephone Outlet 電話插座	2	2	2	2	2	2	2	2	2	2	2	2	2	2	2	2	2	2	2	2	2	2	2	2	2
	13A Twin Socket Outlet 13A雙位電插座	4	4	4	4	4	4	4	4	4	4	4	4	4	4	4	4	4	4	4	4	4	4	4	4	4
	Switch for Indoor A/C Unit 室內冷氣機接線位	1	1	1	1	1	1	1	1	1	1	1	1	1	1	1	1	1	1	1	3	1	1	1	1	1
	Lighting Switch for LIV. & DIN. 客廳及飯廳燈掣	3	3	3	2	2	2	3	3	3	2	2	2	3	3	3	3	2	2	2	6	3	3	2	2	2
	Lighting Point 燈位	4	4	4	3	3	3	4	4	4	3	3	3	4	4	4	4	3	3	3	6	4	4	3	3	3
	Lighting Switch for Bathroom 浴室燈掣	1	1	1	1	1	1	1	1	1	1	1	1	1	1	1	1	1	1	1	1	1	1	1	1	1
	Switch for Thermo Ventilator & Exhaust Fan 浴室寶及抽氣扇開關掣	1	1	1	1	1	1	1	1	1	1	1	1	1	1	1	1	1	1	1	1	1	1	1	1	1
	Lighting Switch for Kitchen 廚房燈掣	1	1	1	1	1	1	1	1	1	1	1	1	1	1	1	1	1	1	1	1	1	1	1	1	1
	Switch for Kitchen Exhaust Fan & Water Heater 廚房抽氣扇及熱水爐開關掣	1	1	1	1	1	1	1	1	1	1	1	1	1	1	1	1	1	1	1	2	1	1	1	1	1
	Lighting Switch for Balcony 露台燈掣	--	--	--	--	--	--	1	1	1	1	1	1	1	1	1	1	1	1	1	1	1	1	1	1	1
	Lighting Switch for Private Garden 私人花園燈掣	1	1	1	1	1	1	--	--	--	--	--	--	--	--	--	--	--	--	--	--	--	--	--	--	--
	Lighting Switch for Flat Roof 平台燈掣	--	--	--	--	--	--	--	--	--	--	--	--	--	--	--	--	--	--	--	1	--	--	--	--	--
Doorphone 對講機	1	1	1	1	1	1	1	1	1	1	1	1	1	1	1	1	1	1	1	1	1	1	1	1	1	

Notes:

- "1, 2,"denotes the quantity of such provision(s) provided in the residential unit.
- The quantity of the lighting switch shown in the schedule denotes the quantity of switch faceplate.
- 4/F is omitted.

備註:

- "1, 2,"表示提供於該住宅單位內的裝置數量。
- 說明表所顯示的燈掣數量是表示燈掣面板的數量。
- 不設4樓。

Schedule of Mechanical & Electrical Provisions of Residential Units
住宅單位機電裝置數量說明表

Location 位置	Description 描述	Tower 6 第6座																								
		G/F 地下						1/F 1樓						2/F - 3/F, 5/F - 9/F 2樓至3樓, 5樓至9樓						10/F 10樓						
		A	B	D	E	F	G	A	B	D	E	F	G	A	B	C	D	E	F	G	A	C	D	E	F	G
Master Bedroom 主人睡房	TV/FM Outlet 電視及電台插座	1	1	1	--	--	--	1	1	1	--	--	--	1	1	1	1	--	--	--	1	1	1	--	--	--
	Telephone Outlet 電話插座	1	1	1	--	--	--	1	1	1	--	--	--	1	1	1	1	--	--	--	1	1	1	--	--	--
	13A Twin Socket Outlet 13A雙位電插座	3	3	3	--	--	--	3	3	3	--	--	--	3	3	3	3	--	--	--	3	3	3	--	--	--
	Switch for Indoor A/C Unit 室內冷氣機接線位	1	1	1	--	--	--	1	1	1	--	--	--	1	1	1	1	--	--	--	1	1	1	--	--	--
	Lighting Point 燈位	2	1	2	--	--	--	2	1	2	--	--	--	1	1	3	2	--	--	--	3	3	2	--	--	--
	Lighting Switch for Bedroom 睡房燈掣	1	1	1	--	--	--	1	1	1	--	--	--	1	1	1	1	--	--	--	1	1	1	--	--	--
	Lighting Switch for Bathroom 浴室燈掣	1	1	1	--	--	--	1	1	1	--	--	--	1	1	1	1	--	--	--	1	1	1	--	--	--
	Switch for Exhaust Fan 抽氣扇開關掣	1	1	1	--	--	--	1	1	1	--	--	--	1	1	1	1	--	--	--	--	1	1	--	--	--
	Switch for Thermo Ventilator & Exhaust Fan 浴室寶及抽氣扇開關掣	--	--	--	--	--	--	--	--	--	--	--	--	--	--	--	--	--	--	--	1	--	--	--	--	--
Lighting Switch for Flat Roof 平台燈掣	--	--	--	--	--	--	--	--	--	--	--	--	--	--	--	--	--	--	--	1	--	--	--	--	--	
Bedroom 1 睡房1	TV/FM Outlet 電視及電台插座	1	1	1	1	1	1	1	1	1	1	1	1	1	1	1	1	1	1	1	1	1	1	1	1	
	Telephone Outlet 電話插座	1	1	1	1	1	1	1	1	1	1	1	1	1	1	1	1	1	1	1	1	1	1	1	1	
	13A Twin Socket Outlet 13A雙位電插座	2	2	2	3	3	3	2	2	2	3	3	3	2	2	2	2	3	3	3	2	2	2	3	3	3
	Switch for Indoor A/C Unit 室內冷氣機接線位	1	1	1	1	1	1	1	1	1	1	1	1	1	1	1	1	1	1	1	1	1	1	1	1	
	Lighting Switch 燈掣	1	1	1	1	1	1	1	1	1	1	1	1	1	1	1	1	1	1	1	1	1	1	1	1	
	Lighting Point 燈位	1	1	1	1	1	1	1	1	1	1	1	1	1	1	1	1	1	1	1	1	1	1	1	1	
Bedroom 2 睡房2	TV/FM Outlet 電視及電台插座	1	1	1	1	1	1	1	1	1	1	1	1	1	1	1	1	1	1	1	1	1	1	1	1	
	Telephone Outlet 電話插座	1	1	1	1	1	1	1	1	1	1	1	1	1	1	1	1	1	1	1	1	1	1	1	1	
	13A Twin Socket Outlet 13A雙位電插座	2	2	2	2	2	2	2	2	2	2	2	2	2	2	2	2	2	2	2	2	2	2	2	2	
	Switch for Indoor A/C Unit 室內冷氣機接線位	1	1	1	1	1	1	1	1	1	1	1	1	1	1	1	1	1	1	1	1	1	1	1	1	
	Lighting Switch 燈掣	1	1	1	1	1	1	1	1	1	1	1	1	1	1	1	1	1	1	1	1	1	1	1	1	
	Lighting Point 燈位	1	1	1	1	1	1	1	1	1	1	1	1	1	1	1	1	1	1	1	1	1	1	1	1	

Notes :

- "1, 2,"denotes the quantity of such provision(s) provided in the residential unit.
- The quantity of the lighting switch shown in the schedule denotes the quantity of switch faceplate.
- 4/F is omitted.

備註 :

- "1, 2,"表示提供於該住宅單位內的裝置數量。
- 說明表所顯示的燈掣數量是表示燈掣面板的數量。
- 不設4樓。

Schedule of Mechanical & Electrical Provisions of Residential Units
住宅單位機電裝置數量說明表

Location 位置	Description 描述	Tower 6 第6座																											
		G/F 地下						1/F 1樓						2/F - 3/F, 5/F - 9/F 2樓至3樓, 5樓至9樓						10/F 10樓									
		A	B	D	E	F	G	A	B	D	E	F	G	A	B	C	D	E	F	G	A	C	D	E	F	G			
Ensuite 套房	TV/FM Outlet 電視及電台插座	--	--	--	--	--	--	--	--	--	--	--	--	--	--	--	--	--	--	--	--	--	--	1	--	--	--	--	--
	Telephone Outlet 電話插座	--	--	--	--	--	--	--	--	--	--	--	--	--	--	--	--	--	--	--	--	--	--	1	--	--	--	--	--
	13A Twin Socket Outlet 13A雙位電插座	--	--	--	--	--	--	--	--	--	--	--	--	--	--	--	--	--	--	--	--	--	--	2	--	--	--	--	--
	Switch for Indoor A/C Unit 室內冷氣機接線位	--	--	--	--	--	--	--	--	--	--	--	--	--	--	--	--	--	--	--	--	--	--	1	--	--	--	--	--
	Lighting Switch 燈掣	--	--	--	--	--	--	--	--	--	--	--	--	--	--	--	--	--	--	--	--	--	--	1	--	--	--	--	--
	Lighting Point 燈位	--	--	--	--	--	--	--	--	--	--	--	--	--	--	--	--	--	--	--	--	--	--	1	--	--	--	--	--
	Lighting Switch for Bathroom 浴室燈掣	--	--	--	--	--	--	--	--	--	--	--	--	--	--	--	--	--	--	--	--	--	--	1	--	--	--	--	--
Switch for Thermo Ventilator & Exhaust Fan 浴室寶及抽氣扇開關掣	--	--	--	--	--	--	--	--	--	--	--	--	--	--	--	--	--	--	--	--	--	--	1	--	--	--	--	--	
Master Bathroom 主人房浴室	Thermo Ventilator 浴室寶	--	--	--	--	--	--	--	--	--	--	--	--	--	--	--	--	--	--	--	--	--	--	1	--	--	--	--	--
	Single Socket Outlet 單位插座	1	1	1	--	--	--	1	1	1	--	--	--	1	1	1	1	--	--	--	1	1	1	1	1	1	--	--	--
	Fused Spur Unit 接線位連保險絲	1	1	1	--	--	--	1	1	1	--	--	--	1	1	1	1	--	--	--	1	1	1	1	1	1	--	--	--
	Cable Connection Unit 接線位	--	--	--	--	--	--	--	--	--	--	--	--	--	--	--	--	--	--	--	1	--	--	1	--	--	--	--	--
	Heater Remote Controller (Gas) 熱水爐遙控器(煤氣)	1	1	1	--	--	--	1	1	1	--	--	--	1	1	1	1	--	--	--	1	1	1	1	1	1	--	--	--
	Lighting Point 燈位	4	4	4	--	--	--	4	4	4	--	--	--	4	4	4	4	--	--	--	6	4	4	6	4	4	--	--	--
Bathroom 1 浴室 1	Thermo Ventilator 浴室寶	1	1	1	1	1	1	1	1	1	1	1	1	1	1	1	1	1	1	1	1	1	1	1	1	1	1	1	1
	Single Socket Outlet 單位插座	1	1	1	1	1	1	1	1	1	1	1	1	1	1	1	1	1	1	1	1	1	1	1	1	1	1	1	1
	Fused Spur Unit 接線位連保險絲	1	1	1	1	1	1	1	1	1	1	1	1	1	1	1	1	1	1	1	1	1	1	1	1	1	1	1	1
	Cable Connection Unit 接線位	1	1	1	1	1	1	1	1	1	1	1	1	1	1	1	1	1	1	1	1	1	1	1	1	1	1	1	1
	Heater Remote Controller (Gas) 熱水爐遙控器(煤氣)	1	1	1	1	1	1	1	1	1	1	1	1	1	1	1	1	1	1	1	1	1	1	1	1	1	1	1	1
	Lighting Point 燈位	4	4	4	4	4	4	4	4	4	4	4	4	4	4	4	4	4	4	4	4	4	4	4	4	4	4	4	4

Notes :

- "1, 2,"denotes the quantity of such provision(s) provided in the residential unit.
- The quantity of the lighting switch shown in the schedule denotes the quantity of switch faceplate.
- 4/F is omitted.

備註 :

- "1, 2,"表示提供於該住宅單位內的裝置數量。
- 說明表所顯示的燈掣數量是表示燈掣面板的數量。
- 不設4樓。

Schedule of Mechanical & Electrical Provisions of Residential Units
住宅單位機電裝置數量說明表

Location 位置	Description 描述	Tower 6 第6座																								
		G/F 地下						1/F 1樓						2/F - 3/F, 5/F - 9/F 2樓至3樓, 5樓至9樓						10/F 10樓						
		A	B	D	E	F	G	A	B	D	E	F	G	A	B	C	D	E	F	G	A	C	D	E	F	G
Bathroom 2 浴室 2	Thermo Ventilator 浴室寶	--	--	--	--	--	--	--	--	--	--	--	--	--	--	--	--	--	--	--	--	--	--	--	--	
	Single Socket Outlet 單位插座	--	--	--	--	--	--	--	--	--	--	--	--	--	--	--	--	--	--	--	--	--	--	--	--	
	Fused Spur Unit 接線位連保險絲	--	--	--	--	--	--	--	--	--	--	--	--	--	--	--	--	--	--	--	--	--	--	--	--	
	Cable Connection Unit 接線位	--	--	--	--	--	--	--	--	--	--	--	--	--	--	--	--	--	--	--	--	--	--	--	--	
	Heater Remote Controller (Gas) 熱水爐遙控器 (煤氣)	--	--	--	--	--	--	--	--	--	--	--	--	--	--	--	--	--	--	--	--	--	--	--	--	
	Lighting Point 燈位	--	--	--	--	--	--	--	--	--	--	--	--	--	--	--	--	--	--	--	--	--	--	--	--	
Lavatory 洗手間	Lighting Point 燈位	--	--	--	--	--	--	--	--	--	--	--	--	--	--	--	--	--	--	--	--	--	--	--	--	
	Fused Spur Unit 接線位連保險絲	--	--	--	--	--	--	--	--	--	--	--	--	--	--	--	--	--	--	--	--	--	--	--	--	
Kitchen 廚房	Door Bell 門鈴	1	1	1	1	1	1	1	1	1	1	1	1	1	1	1	1	1	1	1	1	1	1	1	1	
	13A Twin Socket Outlet 13A雙位電插座	2	2	2	2	2	2	2	2	2	2	2	2	2	2	2	2	2	2	2	2	2	2	2	2	
	Single Socket Outlet with Kitchen Appliance 單位電插座 (已接駁廚房設備)	4	4	4	3	3	3	4	4	4	3	3	3	4	4	4	4	3	3	3	4	4	4	3	3	3
	Fused Spur Unit 接線位連保險絲	5	5	5	5	5	5	5	5	5	5	5	5	5	5	5	5	5	5	6	5	5	5	5	5	
	Cable Connection Unit 接線位	--	--	--	--	--	--	--	--	--	--	--	--	--	--	--	--	--	--	3	--	--	--	--	--	
	Lighting Point 燈位	3	3	3	2	2	3	3	3	3	2	2	3	3	3	3	3	2	2	3	4	3	3	2	2	3
	Washing Machine Connection Point (Water Inlet & Outlet) 洗衣機接駁點 (來水及去水)	1	1	1	1	1	1	1	1	1	1	1	1	1	1	1	1	1	1	1	1	1	1	1	1	
	Miniature Circuit Breaker Board 配電箱	1	1	1	1	1	1	1	1	1	1	1	1	1	1	1	1	1	1	1	1	1	1	1	1	
	Gas Meter & Gas Supply Point 煤氣錶及供氣點	1	1	1	1	1	1	1	1	1	1	1	1	1	1	1	1	1	1	1	1	1	1	1	1	
	Heater Remote Controller (Gas) 熱水爐遙控器 (煤氣)	1	1	1	1	1	1	1	1	1	1	1	1	1	1	1	1	1	1	1	1	1	1	1	1	

Notes :

- "1, 2,"denotes the quantity of such provision(s) provided in the residential unit.
- The quantity of the lighting switch shown in the schedule denotes the quantity of switch faceplate.
- 4/F is omitted.

備註 :

- "1, 2,"表示提供於該住宅單位內的裝置數量。
- 說明表所顯示的燈掣數量是表示燈掣面板的數量。
- 不設4樓。

Schedule of Mechanical & Electrical Provisions of Residential Units
住宅單位機電裝置數量說明表

Location 位置	Description 描述	Tower 6 第6座																									
		G/F 地下						1/F 1樓						2/F - 3/F, 5/F - 9/F 2樓至3樓, 5樓至9樓						10/F 10樓							
		A	B	D	E	F	G	A	B	D	E	F	G	A	B	C	D	E	F	G	A	C	D	E	F	G	
Store 儲物房	13A Twin Socket Outlet 13A雙位電插座	1	1	1	--	--	1	1	1	1	--	--	1	1	1	1	1	--	--	1	1	1	1	1	--	--	1
	Switch for Indoor A/C Unit 室內冷氣機接線位	1	1	1	--	--	--	1	1	1	--	--	--	1	1	1	1	--	--	--	1	1	1	1	--	--	--
	Lighting Switch 燈掣	1	1	1	--	--	1	1	1	1	--	--	1	1	1	1	1	--	--	1	1	1	1	1	--	--	1
	Lighting Point 燈位	1	1	1	--	--	1	1	1	1	--	--	1	1	1	1	1	--	--	1	1	1	1	1	--	--	1
	Switch for LAV. Lighting 洗手間燈掣	--	--	--	--	--	--	--	--	--	--	--	--	--	--	--	--	--	--	--	1	--	--	--	--	--	--
	Switch for LAV. Exhaust Fan 洗手間抽氣扇開關掣	--	--	--	--	--	--	--	--	--	--	--	--	--	--	--	--	--	--	--	1	--	--	--	--	--	--
Internal Staircase 內置樓梯	Lighting Switch 燈掣	--	--	--	--	--	--	--	--	--	--	--	--	--	--	--	--	--	--	--	2	--	--	--	--	--	
	Lighting Point 燈位	--	--	--	--	--	--	--	--	--	--	--	--	--	--	--	--	--	--	--	3	--	--	--	--	--	
Balcony 露台	Lighting Point 燈位	--	--	--	--	--	--	1	1	1	1	1	1	1	1	1	1	1	1	1	1	1	1	1	1	1	
Utility Platform 工作平台	Lighting Point 燈位	1	1	1	--	--	--	1	1	1	--	--	--	1	1	--	1	--	--	--	--	--	1	--	--	--	
Private Garden 私人花園	Outdoor Socket 室外插座	2	2	2	2	2	2	--	--	--	--	--	--	--	--	--	--	--	--	--	--	--	--	--	--	--	
	Lighting Point 燈位	3	3	3	3	3	3	--	--	--	--	--	--	--	--	--	--	--	--	--	--	--	--	--	--	--	
Flat Roof Access from Master Bedroom 經由主人睡房 進入的平台	Outdoor Socket 室外插座	--	--	--	--	--	--	--	--	--	--	--	--	--	--	--	--	--	--	--	1	--	--	--	--	--	
	Lighting Point 燈位	--	--	--	--	--	--	--	--	--	--	--	--	--	--	--	--	--	--	--	1	--	--	--	--	--	
Flat Roof Access from Living Room and Dining Room 經由客廳及飯廳 進入的平台	Outdoor Socket 室外插座	--	--	--	--	--	--	--	--	--	--	--	--	--	--	--	--	--	--	--	1	--	--	--	--	--	
	Lighting Point 燈位	--	--	--	--	--	--	--	--	--	--	--	--	--	--	--	--	--	--	--	2	--	--	--	--	--	
Roof Garden 天台花園	Outdoor Socket 室外插座	--	--	--	--	--	--	--	--	--	--	--	--	--	--	--	--	--	--	--	3	2	2	2	2	2	
	Lighting Point 燈位	--	--	--	--	--	--	--	--	--	--	--	--	--	--	--	--	--	--	--	7	4	4	3	3	3	
	Lighting Switch 燈掣	--	--	--	--	--	--	--	--	--	--	--	--	--	--	--	--	--	--	--	1	1	1	1	1	1	

Notes :

- "1, 2,"denotes the quantity of such provision(s) provided in the residential unit.
- The quantity of the lighting switch shown in the schedule denotes the quantity of switch faceplate.
- 4/F is omitted.

備註 :

- "1, 2,"表示提供於該住宅單位內的裝置數量。
- 說明表所顯示的燈掣數量是表示燈掣面板的數量。
- 不設4樓。

Schedule of Mechanical & Electrical Provisions of Residential Units
住宅單位機電裝置數量說明表

Location 位置	Description 描述	Tower 6A 第6A座																
		G/F 地下			1/F 1樓			2/F - 3/F, 5/F - 9/F 2樓至3樓, 5樓至9樓					10/F 10樓					
		C	D	E	B	C	D	E	A	B	C	D	E	A	B	C	D	E
Main Entrance 大門入口	Door Bell Push Button 門鈴按鈕	1	1	1	1	1	1	1	1	1	1	1	1	1	1	1	1	1
Living Room and Dining Room 客廳及飯廳	TV/FM Outlet 電視及電台插座	2	2	2	2	2	2	2	2	2	2	2	2	2	2	2	2	2
	Telephone Outlet 電話插座	2	2	2	2	2	2	2	2	2	2	2	2	2	2	2	2	2
	13A Twin Socket Outlet 13A雙位電插座	4	4	4	4	4	4	4	4	4	4	4	4	4	4	4	4	4
	Switch for Indoor A/C Unit 室內冷氣機接線位	1	1	1	1	1	1	1	1	1	1	1	1	1	1	1	1	1
	Lighting Switch for LIV. & DIN. 客廳及飯廳燈掣	2	2	2	3	2	2	2	3	3	2	2	2	3	3	2	2	2
	Lighting Point 燈位	3	3	3	4	3	3	3	4	4	3	3	3	4	4	3	3	3
	Lighting Switch for Bathroom 浴室燈掣	1	1	1	1	1	1	1	1	1	1	1	1	1	1	1	1	1
	Switch for Thermo Ventilator & Exhaust Fan 浴室寶及抽氣扇開關掣	1	1	1	1	1	1	1	1	1	1	1	1	1	1	1	1	1
	Lighting Switch for Kitchen 廚房燈掣	1	1	1	1	1	1	1	1	1	1	1	1	1	1	1	1	1
	Switch for Kitchen Exhaust Fan & Water Heater 廚房抽氣扇及熱水爐開關掣	1	1	1	1	1	1	1	1	1	1	1	1	1	1	1	1	1
	Lighting Switch for Balcony 露台燈掣	--	--	--	1	1	1	1	1	1	1	1	1	1	1	1	1	1
	Lighting Switch for Private Garden 私人花園燈掣	1	1	1	--	--	--	--	--	--	--	--	--	--	--	--	--	--
Doorphone 對講機	1	1	1	1	1	1	1	1	1	1	1	1	1	1	1	1	1	
Master Bedroom 主人睡房	TV/FM Outlet 電視及電台插座	--	--	--	--	--	--	--	1	--	--	--	--	1	--	--	--	--
	Telephone Outlet 電話插座	--	--	--	--	--	--	--	1	--	--	--	--	1	--	--	--	--
	13A Twin Socket Outlet 13A雙位電插座	--	--	--	--	--	--	--	3	--	--	--	--	3	--	--	--	--
	Switch for Indoor A/C Unit 室內冷氣機接線位	--	--	--	--	--	--	--	1	--	--	--	--	1	--	--	--	--
	Lighting Point 燈位	--	--	--	--	--	--	--	2	--	--	--	--	2	--	--	--	--
	Lighting Switch for Bedroom 睡房燈掣	--	--	--	--	--	--	--	1	--	--	--	--	1	--	--	--	--
	Lighting Switch for Bathroom 浴室燈掣	--	--	--	--	--	--	--	1	--	--	--	--	1	--	--	--	--
Switch for Exhaust Fan 抽氣扇開關掣	--	--	--	--	--	--	--	1	--	--	--	--	1	--	--	--	--	

Notes :

- "1, 2,"denotes the quantity of such provision(s) provided in the residential unit.
- The quantity of the lighting switch shown in the schedule denotes the quantity of switch faceplate.
- 4/F is omitted.

備註 :

- "1, 2,"表示提供於該住宅單位內的裝置數量。
- 說明表所顯示的燈掣數量是表示燈掣面板的數量。
- 不設4樓。

Schedule of Mechanical & Electrical Provisions of Residential Units
住宅單位機電裝置數量說明表

Location 位置	Description 描述	Tower 6A 第6A座																
		G/F 地下			1/F 1樓				2/F - 3/F, 5/F - 9/F 2樓至3樓, 5樓至9樓					10/F 10樓				
		C	D	E	B	C	D	E	A	B	C	D	E	A	B	C	D	E
Bedroom 1 睡房1	TV/FM Outlet 電視及電台插座	1	1	1	1	1	1	1	1	1	1	1	1	1	1	1	1	1
	Telephone Outlet 電話插座	1	1	1	1	1	1	1	1	1	1	1	1	1	1	1	1	1
	13A Twin Socket Outlet 13A雙位電插座	3	3	3	3	3	3	3	2	3	3	3	3	2	3	3	3	3
	Switch for Indoor A/C Unit 室內冷氣機接線位	1	1	1	1	1	1	1	1	1	1	1	1	1	1	1	1	1
	Lighting Switch 燈掣	1	1	1	1	1	1	1	1	1	1	1	1	1	1	1	1	1
	Lighting Point 燈位	1	1	1	1	1	1	1	1	1	1	1	1	1	1	1	1	1
Bedroom 2 睡房2	TV/FM Outlet 電視及電台插座	1	1	1	1	1	1	1	1	1	1	1	1	1	1	1	1	1
	Telephone Outlet 電話插座	1	1	1	1	1	1	1	1	1	1	1	1	1	1	1	1	1
	13A Twin Socket Outlet 13A雙位電插座	2	2	2	2	2	2	2	2	2	2	2	2	2	2	2	2	2
	Switch for Indoor A/C Unit 室內冷氣機接線位	1	1	1	1	1	1	1	1	1	1	1	1	1	1	1	1	1
	Lighting Switch 燈掣	1	1	1	1	1	1	1	1	1	1	1	1	1	1	1	1	1
	Lighting Point 燈位	1	1	1	1	1	1	1	1	1	1	1	1	1	1	1	1	1
Master Bathroom 主人房浴室	Single Socket Outlet 單位插座	--	--	--	--	--	--	--	1	--	--	--	--	1	--	--	--	--
	Fused Spur Unit 接線位連保險絲	--	--	--	--	--	--	--	1	--	--	--	--	1	--	--	--	--
	Heater Remote Controller (Gas) 熱水爐遙控器(煤氣)	--	--	--	--	--	--	--	1	--	--	--	--	1	--	--	--	--
	Lighting Point 燈位	--	--	--	--	--	--	--	4	--	--	--	--	4	--	--	--	--
Bathroom 1 浴室1	Thermo Ventilator 浴室寶	1	1	1	1	1	1	1	1	1	1	1	1	1	1	1	1	1
	Single Socket Outlet 單位插座	1	1	1	1	1	1	1	1	1	1	1	1	1	1	1	1	1
	Fused Spur Unit 接線位連保險絲	1	1	1	1	1	1	1	1	1	1	1	1	1	1	1	1	1
	Cable Connection Unit 接線位	1	1	1	1	1	1	1	1	1	1	1	1	1	1	1	1	1
	Heater Remote Controller (Gas) 熱水爐遙控器(煤氣)	1	1	1	1	1	1	1	1	1	1	1	1	1	1	1	1	1
	Lighting Point 燈位	4	4	4	4	4	4	4	4	4	4	4	4	4	4	4	4	4

Notes:

- "1, 2,"denotes the quantity of such provision(s) provided in the residential unit.
- The quantity of the lighting switch shown in the schedule denotes the quantity of switch faceplate.
- 4/F is omitted.

備註:

- "1, 2,"表示提供於該住宅單位內的裝置數量。
- 說明表所顯示的燈掣數量是表示燈掣面板的數量。
- 不設4樓。

Schedule of Mechanical & Electrical Provisions of Residential Units
住宅單位機電裝置數量說明表

Location 位置	Description 描述	Tower 6A 第6A座																
		G/F 地下			1/F 1樓				2/F - 3/F, 5/F - 9/F 2樓至3樓, 5樓至9樓					10/F 10樓				
		C	D	E	B	C	D	E	A	B	C	D	E	A	B	C	D	E
Kitchen 廚房	Door Bell 門鈴	1	1	1	1	1	1	1	1	1	1	1	1	1	1	1	1	1
	13A Twin Socket Outlet 13A雙位電插座	2	2	2	2	2	2	2	2	2	2	2	2	2	2	2	2	2
	Single Socket Outlet with Kitchen Appliance 單位電插座(已接駁廚房設備)	3	3	3	3	3	3	3	4	3	3	3	3	4	3	3	3	3
	Fused Spur Unit 接線位連保險絲	5	5	5	5	5	5	5	5	5	5	5	5	5	5	5	5	5
	Lighting Point 燈位	2	2	3	2	2	2	3	3	2	2	2	3	3	2	2	2	3
	Washing Machine Connection Point (Water Inlet & Outlet) 洗衣機接駁點(來水及去水)	1	1	1	1	1	1	1	1	1	1	1	1	1	1	1	1	1
	Miniature Circuit Breaker Board 配電箱	1	1	1	1	1	1	1	1	1	1	1	1	1	1	1	1	1
	Gas Meter & Gas Supply Point 煤氣錶及供氣點	1	1	1	1	1	1	1	1	1	1	1	1	1	1	1	1	1
	Heater Remote Controller (Gas) 熱水爐遙控器(煤氣)	1	1	1	1	1	1	1	1	1	1	1	1	1	1	1	1	1
Store 儲物房	13A Twin Socket Outlet 13A雙位電插座	--	--	--	1	1	--	--	1	1	1	--	--	1	1	1	--	--
	Switch for Indoor A/C Unit 室內冷氣機接線位	--	--	--	--	--	--	--	1	--	--	--	--	1	--	--	--	--
	Lighting Switch 燈掣	--	--	--	1	1	--	--	1	1	1	--	--	1	1	1	--	--
	Lighting Point 燈位	--	--	--	1	1	--	--	1	1	1	--	--	1	1	1	--	--
Balcony 露台	Lighting Point 燈位	--	--	--	1	1	1	1	1	1	1	1	1	1	1	1	1	1
Utility Platform 工作平台	Lighting Point 燈位	1	--	--	--	--	--	--	--	1	1	--	--	--	1	1	--	--
Private Garden 私人花園	Outdoor Socket 室外插座	2	2	2	--	--	--	--	--	--	--	--	--	--	--	--	--	--
	Lighting Point 燈位	3	3	3	--	--	--	--	--	--	--	--	--	--	--	--	--	--
Roof Garden 天台花園	Outdoor Socket 室外插座	--	--	--	--	--	--	--	--	--	--	--	--	2	2	2	2	2
	Lighting Point 燈位	--	--	--	--	--	--	--	--	--	--	--	--	4	4	3	3	3
	Lighting Switch 燈掣	--	--	--	--	--	--	--	--	--	--	--	--	1	1	1	1	1

Notes :

- "1, 2,"denotes the quantity of such provision(s) provided in the residential unit.
- The quantity of the lighting switch shown in the schedule denotes the quantity of switch faceplate.
- 4/F is omitted.

備註 :

- "1, 2,"表示提供於該住宅單位內的裝置數量。
- 說明表所顯示的燈掣數量是表示燈掣面板的數量。
- 不設4樓。

Appliances Schedule
設備說明表

Location 位置	Appliance 設備	Brand 品牌	Model No. 型號	House Number 洋房編號				
				House A A號洋房	House B1 - B9 B1至B9號洋房	House C1 - C19, House C22 - C31 C1至C19號， C22至C31號洋房	House C20- C21 C20至C21號洋房	House D1 - D28 D1至D28號洋房
Living Room, Dining Room, Family Area, Master Bedroom, Ensuite, Ensuite 1, Ensuite 2, Ensuite 3, Bedroom 1, Bedroom 2, Bedroom 3 and Store (if applicable) 客廳、飯廳、家庭活動區、 主人睡房、套房、 套房1、套房2、套房3、 睡房1、睡房2、睡房3及 儲物房 (如適用)	Variable Refrigerant Volume Air-conditioner Indoor Unit 可變冷媒流量冷氣機(室內機)	Panasonic	S-28MK2E5A	V	V	V	V	V
			S-45MK1E5A	V	V	V	V	-
			S-56MK1E5A	V	-	-	-	-
			S-45MF2E5A	V	V	V	V	V
			S-56MF2E5A	V	V	V	V	V
			S-73MF2E5A	V	-	V	-	-
	Variable Refrigerant Volume Air-conditioner Outdoor Unit 可變冷媒流量冷氣機(室外機)	Panasonic	U-8ME1H7	V	V	-	-	-
			U-10ME1H7	V	V	-	-	-
			U-12ME1H8	-	-	-	V	V
			U-14ME1H8	-	-	V	-	-
Video Doorphone 視像對講機	Urmet	Nexo	V	V	V	V	V	
Kitchen 廚房	Cooker hood 抽油煙機	Miele	DA422-6	V	V	V	V	V
	Gas Hob (Wok Burner) 煤氣煮食爐 (炒鑊用)	Miele	CS1018	V	V	V	V	V
	Gas Hob (2-Burners) 煤氣煮食爐 (雙爐頭)	Miele	CS1013-1	V	V	V	V	V
	Barbecue Grill 燒烤爐	Miele	CS1312BG	V	V	V	V	V
	Steam Oven 蒸爐	Miele	DG6200	V	V	V	V	V
	Oven 焗爐	Miele	H2661B	V	V	V	V	V
	Refrigerator 雪櫃	SUB-ZERO	ICBBI-36S/S/TH	V	V	V	V	V
	Washer Dryer 洗衣乾衣機	Miele	WT2798 i WPM	V	V	V	V	V

Notes :

- House B4, C4, C13, C14, C24, D4, D13, D14 & D24 are omitted.
- V means such appliance(s) is/are provided and/or installed in the residential unit.

備註：

- 不設B4、C4、C13、C14、C24、D4、D13、D14及D24號洋房。
- V表示此設備於該住宅單位內提供及/或安裝。

The vendor undertakes that if lifts or appliances of the specified brand name or model number are not installed in the Development, lifts or appliances of comparable quality will be installed.

賣方承諾如發展項目中沒有安裝指明的品牌名稱或產品型號的升降機或設備，便會安裝品質相若的升降機或設備。

Appliances Schedule
設備說明表

Location 位置	Appliance 設備	Brand 品牌	Model No. 型號	House Number 洋房編號				
				House A A號洋房	House B1 - B9 B1至B9號洋房	House C1 - C19, House C22 - C31 C1至C19號， C22至C31號洋房	House C20- C21 C20至C21號洋房	House D1 - D28 D1至D28號洋房
Kitchen 廚房	Wine Conditioning Unit 酒櫃	Miele	KWT 4154 UG-1	V	V	V	V	V
	Coffee Machine 咖啡機	Miele	CVA 6401	V	V	V	V	V
	Dishwasher 洗碗碟機	Miele	G 6160 SCVi	V	V	V	V	V
	Gas Water Heater 煤氣熱水爐	TGC	TNJW221TFQL	V	V	V	V	V
	Variable Refrigerant Volume Air-conditioner Indoor Unit 可變冷媒流量冷氣機(室內機)	Panasonic	S-45MF2E5A	V	V	V	V	V
	Ventilation Fan 抽氣扇	Panasonic	FV-23NL3H	V	V	V	V	V
	Gas Remote Panel 煤氣遙控面板	TGC	RC-80K	V	V	V	V	V
Master Bathroom 主人浴室	Ventilation Fan 抽氣扇	Panasonic	FV-15NS3H	-	V	V	V	V
			FV-18NF3H	V	-	-	-	-
	Thermo Ventilator 浴室寶	Panasonic	FV-40BE2H	V	V	V	V	V
	Heater Remote Controller (Gas) 熱水爐遙控器(煤氣)	TGC	RC-80BQ	V	V	V	V	V
Bathroom 1 浴室1	Ventilation Fan 抽氣扇	Panasonic	FV-15NS3H	V	V	V	V	V
	Thermo Ventilator 浴室寶	Panasonic	FV-40BE2H	V	V	V	V	V
	Heater Remote Controller (Gas) 熱水爐遙控器(煤氣)	TGC	RC-80BQ	V	V	V	V	V
Bathroom 2 浴室2	Ventilation Fan 抽氣扇	Panasonic	FV-15NS3H	V	V	V	V	-
	Thermo Ventilator 浴室寶	Panasonic	FV-40BE2H	V	V	V	V	-
	Heater Remote Controller (Gas) 熱水爐遙控器(煤氣)	TGC	RC-80BQ	V	V	-	-	-
		TGC	RC-80B	-	-	V	V	-

Notes :

- House B4, C4, C13, C14, C24, D4, D13, D14 & D24 are omitted.
- V means such appliance(s) is/are provided and/or installed in the residential unit.

備註 :

- 不設B4、C4、C13、C14、C24、D4、D13、D14及D24號洋房。
- V表示此設備於該住宅單位內提供及/或安裝。

The vendor undertakes that if lifts or appliances of the specified brand name or model number are not installed in the Development, lifts or appliances of comparable quality will be installed.

賣方承諾如發展項目中沒有安裝指明的品牌名稱或產品型號的升降機或設備，便會安裝品質相若的升降機或設備。

Appliances Schedule
設備說明表

Location 位置	Appliance 設備	Brand 品牌	Model No. 型號	House Number 洋房編號				
				House A A號洋房	House B1 - B9 B1至B9號洋房	House C1 - C19, House C22 - C31 C1至C19號， C22至C31號洋房	House C20- C21 C20至C21號洋房	House D1 - D28 D1至D28號洋房
Bathroom 3 浴室3	Ventilation Fan 抽氣扇	Panasonic	FV-15NS3H	V	V	-	-	-
	Thermo Ventilator 浴室寶	Panasonic	FV-40BE2H	V	V	-	-	-
	Heater Remote Controller (Gas) 熱水爐遙控器(煤氣)	TGC	RC-80B	V	V	-	-	-
Lavatory 1 洗手間 1	Ventilation Fan 抽氣扇	Panasonic	FV-15NS3H	V	V	V	V	V
Lavatory 2 洗手間 2	Ventilation Fan 抽氣扇	Panasonic	FV-15NS3H	V	V	V	V	V
Flat Roof on 2/F 2樓平台	Jacuzzi 按摩浴缸	Roca 樂家	Broadway	V	V	-	-	-

Notes :

- House B4, C4, C13, C14, C24, D4, D13, D14 & D24 are omitted.
- V means such appliance(s) is/are provided and/or installed in the residential unit.

備註：

- 不設B4、C4、C13、C14、C24、D4、D13、D14及D24號洋房。
- V表示此設備於該住宅單位內提供及/或安裝。

The vendor undertakes that if lifts or appliances of the specified brand name or model number are not installed in the Development, lifts or appliances of comparable quality will be installed.

賣方承諾如發展項目中沒有安裝指明的品牌名稱或產品型號的升降機或設備，便會安裝品質相若的升降機或設備。

Appliances Schedule
設備說明表

Location 位置	Appliance 設備	Brand 品牌	Model No. 型號	Tower 1 第1座																
				G/F 地下					1/F 1樓					2/F - 3/F, 5/F - 10/F 2樓至3樓, 5樓至10樓						
				A	B	C	D	F	A	B	C	D	F	A	B	C	D	E	F	
Living Room, Dining Room, Master Bedroom, Bedroom 1, Bedroom 2 and Store (if applicable) 客廳、飯廳、主人睡房、 睡房1、睡房2及儲物房(如適用)	Split Type Air-conditioner Indoor Unit 分體式冷氣機(室內機)	Panasonic	CS-E18PKA	-	-	-	V	V	-	-	-	V	V	-	-	-	V	V	V	
			CS-E9RKDW	-	-	-	V	V	-	-	-	V	V	-	-	-	V	V	V	
			CS-MYE9PKZ	V	V	V	-	-	V	V	V	-	-	V	V	V	-	-	-	-
			CS-MYE18PKZ	V	V	V	-	-	V	V	V	-	-	V	V	V	-	-	-	-
	Split Type Air-conditioner Outdoor Unit 分體式冷氣機(室外機)	Panasonic	CU-E18PKA	-	-	-	V	V	-	-	-	V	V	-	-	-	V	V	V	
			CU-2E18PBD	-	-	-	V	V	-	-	-	V	V	-	-	-	V	V	V	
CU-4E34PBZ			V	V	V	-	-	V	V	V	-	-	V	V	V	-	-	-	-	
Doorphone 對講機	Urmet	miro	V	V	V	V	V	V	V	V	V	V	V	V	V	V	V	V		
Kitchen 廚房	Cooker hood 抽油煙機	SIEMENS 西門子	LI67SA530B	-	-	-	V	V	-	-	-	V	V	-	-	-	V	V	V	
		SIEMENS 西門子	LI97SA530B	V	V	V	-	-	V	V	V	-	-	V	V	V	-	-	-	-
	Gas Hob (Wok Burner) 煤氣煮食爐(炒鑊用)	SIEMENS 西門子	ER326AB92X	V	V	V	V	V	V	V	V	V	V	V	V	V	V	V	V	
	Gas Hob (2-Burners) 煤氣煮食爐(雙爐頭)	SIEMENS 西門子	ER326BB90X	V	V	V	V	V	V	V	V	V	V	V	V	V	V	V	V	
	Steam Oven 蒸爐	SIEMENS 西門子	HB25D5L2	V	V	V	-	-	V	V	V	-	-	V	V	V	-	-	-	
	Microwave Oven w/ Grill 微波燒烤爐	SIEMENS 西門子	BE634LGS1B / BE634RGS1B	V	V	V	V	V	V	V	V	V	V	V	V	V	V	V	V	
	Fridge Freezer 雪櫃連冰箱	SIEMENS 西門子	KI34NP60HK	V	V	V	V	V	V	V	V	V	V	V	V	V	V	V	V	
	Washer Dryer 洗衣乾衣機	SIEMENS 西門子	WK14D321HK	V	V	V	V	V	V	V	V	V	V	V	V	V	V	V	V	
	Gas Water Heater 煤氣熱水爐	TGC	TNJW221TFQL	-	V	V	-	-	-	V	V	-	-	-	V	V	-	-	-	
		TGC	TNJW161TFQL	-	-	-	V	V	-	-	-	V	V	-	-	-	V	V	V	
	Ventilation Fan 抽氣扇	Panasonic	FV-18NF3H	V	V	V	V	V	V	V	V	V	V	V	V	V	V	V	V	
	Heater Remote Controller (Gas) 熱水爐遙控器(煤氣)	TGC	RC-80K	V	V	V	V	V	V	V	V	V	V	V	V	V	V	V	V	

Notes:

- For Microwave Oven w/ Grill, Model No: BE 634LGS1B is the left-hinged type.
- For Microwave Oven w/ Grill, Model No: BE 634RGS1B is the right-hinged type.
- V means such appliance(s) is/are provided and/or installed in the residential unit.
- 4/F is omitted.

備註:

- 型號為BE634LGS1B的微波燒烤爐為左鉸型。
- 型號為BE634RGS1B的微波燒烤爐為右鉸型。
- V表示此設備於該住宅單位內提供及/或安裝。
- 不設4樓。

The vendor undertakes that if lifts or appliances of the specified brand name or model number are not installed in the Development, lifts or appliances of comparable quality will be installed.

賣方承諾如發展項目中沒有安裝指明的品牌名稱或產品型號的升降機或設備，便會安裝品質相若的升降機或設備。

Appliances Schedule
設備說明表

Location 位置	Appliance 設備	Brand 品牌	Model No. 型號	Tower 1 第1座															
				G/F 地下					1/F 1樓					2/F - 3/F, 5/F - 10/F 2樓至3樓, 5樓至10樓					
				A	B	C	D	F	A	B	C	D	F	A	B	C	D	E	F
Master Bathroom 主人浴室	Ventilation Fan 抽氣扇	Panasonic	FV-15NS3H	V	V	V	-	-	V	V	V	-	-	V	V	V	-	-	-
	Gas Water Heater 煤氣熱水爐	TGC	TNJW221TFQL	V	-	-	-	-	V	-	-	-	-	V	-	-	-	-	-
	Heater Remote Controller (Gas) 熱水爐遙控器(煤氣)	TGC	RC-80BQ	V	V	V	-	-	V	V	V	-	-	V	V	V	-	-	-
Bathroom 浴室	Ventilation Fan 抽氣扇	Panasonic	FV-15NS3H	V	V	V	V	V	V	V	V	V	V	V	V	V	V	V	V
	Thermo Ventilator 浴室寶	Panasonic	FV-40BE2H	V	V	V	V	V	V	V	V	V	V	V	V	V	V	V	V
	Heater Remote Controller (Gas) 熱水爐遙控器(煤氣)	TGC	RC-80B	V	V	V	-	-	V	V	V	-	-	V	V	V	-	-	-
		TGC	RC-80BQ	-	-	-	V	V	-	-	-	V	V	-	-	-	V	V	V

Notes :

1. For Microwave Oven w/ Grill, Model No: BE 634LGS1B is the left-hinged type.
2. For Microwave Oven w/ Grill, Model No: BE 634RGS1B is the right-hinged type.
3. V means such appliance(s) is/are provided and/or installed in the residential unit.
4. 4/F is omitted.

備註 :

1. 型號為BE634LGS1B的微波燒烤爐為左鉸型。
2. 型號為BE634RGS1B的微波燒烤爐為右鉸型。
3. V表示此設備於該住宅單位內提供及/或安裝。
4. 不設4樓。

The vendor undertakes that if lifts or appliances of the specified brand name or model number are not installed in the Development, lifts or appliances of comparable quality will be installed.

賣方承諾如發展項目中沒有安裝指明的品牌名稱或產品型號的升降機或設備，便會安裝品質相若的升降機或設備。

Appliances Schedule
設備說明表

Location 位置	Appliance 設備	Brand 品牌	Model No. 型號	Tower 2 第2座															
				G/F 地下					1/F 1樓					2/F - 3/F, 5/F - 10/F 2樓至3樓, 5樓至10樓					
				B	C	D	E	F	B	C	D	E	F	A	B	C	D	E	F
Living Room, Dining Room, Master Bedroom, Bedroom 1, Bedroom 2 and Store (if applicable) 客廳、飯廳、 主人睡房、睡房1、 睡房2及儲物房(如適用)	Split Type Air-conditioner Indoor Unit 分體式冷氣機(室內機)	Panasonic	CS-E18PKA	-	V	V	V	-	-	V	V	V	-	V	-	V	V	V	-
			CS-E24PKA	V	-	-	-	V	V	-	-	-	V	-	V	-	-	-	V
			CS-E9RKDW	V	V	V	V	V	V	V	V	V	V	V	V	V	V	V	V
	Split Type Air-conditioner Outdoor Unit 分體式冷氣機(室外機)	Panasonic	CU-E18PKA	-	V	V	V	-	-	V	V	V	-	V	-	V	V	V	-
			CU-E24PKA	V	-	-	-	V	V	-	-	-	V	-	V	-	-	-	V
			CU-2E18PBD	V	V	V	V	V	V	V	V	V	V	V	V	V	V	V	V
Doorphone 對講機	Urmet	miro	V	V	V	V	V	V	V	V	V	V	V	V	V	V	V	V	
Kitchen 廚房	Cooker hood 抽油煙機	SIEMENS 西門子	LI67SA530B	V	V	V	V	V	V	V	V	V	V	V	V	V	V	V	V
	Gas Hob (Wok Burner) 煤氣煮食爐(炒鑊用)	SIEMENS 西門子	ER326AB92X	V	V	V	V	V	V	V	V	V	V	V	V	V	V	V	V
	Gas Hob (2-Burners) 煤氣煮食爐(雙爐頭)	SIEMENS 西門子	ER326BB90X	V	V	V	V	V	V	V	V	V	V	V	V	V	V	V	V
	Microwave Oven w/ Grill 微波燒烤爐	SIEMENS 西門子	BE634LGS1B / BE634RGS1B	V	V	V	V	V	V	V	V	V	V	V	V	V	V	V	V
	Fridge Freezer 雪櫃連冰箱	SIEMENS 西門子	KI34NP60HK	V	V	V	V	V	V	V	V	V	V	V	V	V	V	V	V
	Washer Dryer 洗衣乾衣機	SIEMENS 西門子	WK14D321HK	V	V	V	V	V	V	V	V	V	V	V	V	V	V	V	V
	Gas Water Heater 煤氣熱水爐	TGC	TNJW161TFQL	V	V	V	V	V	V	V	V	V	V	V	V	V	V	V	V
	Ventilation Fan 抽氣扇	Panasonic	FV-18NF3H	V	V	V	V	V	V	V	V	V	V	V	V	V	V	V	V
Heater Remote Controller (Gas) 熱水爐遙控器(煤氣)	TGC	RC-80K	V	V	V	V	V	V	V	V	V	V	V	V	V	V	V	V	
Bathroom 浴室	Ventilation Fan 抽氣扇	Panasonic	FV-15NS3H	V	V	V	V	V	V	V	V	V	V	V	V	V	V	V	V
	Thermo Ventilator 浴室寶	Panasonic	FV-40BE2H	V	V	V	V	V	V	V	V	V	V	V	V	V	V	V	V
	Heater Remote Controller (Gas) 熱水爐遙控器(煤氣)	TGC	RC-80BQ	V	V	V	V	V	V	V	V	V	V	V	V	V	V	V	V

Notes :

1. For Microwave Owen w/ Grill, Model No: BE 634LGS1B is the left-hinged type.
2. For Microwave Owen w/ Grill, Model No: BE 634RGS1B is the right-hinged type.
3. V means such appliance(s) is/are provided and/or installed in the residential unit.
4. 4/F is omitted.

備註 :

1. 型號為BE634LGS1B的微波燒烤爐為左鉸型。
2. 型號為BE634RGS1B的微波燒烤爐為右鉸型。
3. V表示此設備於該住宅單位內提供及/或安裝。
4. 不設4樓。

The vendor undertakes that if lifts or appliances of the specified brand name or model number are not installed in the Development, lifts or appliances of comparable quality will be installed.

賣方承諾如發展項目中沒有安裝指明的品牌名稱或產品型號的升降機或設備，便會安裝品質相若的升降機或設備。

Appliances Schedule
設備說明表

Location 位置	Appliance 設備	Brand 品牌	Model No. 型號	Tower 3 第3座																												
				G/F 地下						1/F 1樓						2/F - 3/F, 5/F - 9/F 2樓至3樓, 5樓至9樓						10/F 10樓										
				B	C	D	E	F	G	B	C	D	E	F	G	A	B	C	D	E	F	G	A	B	C	D	E	F				
Living Room, Dining Room, Master Bedroom, Bedroom 1, Bedroom 2, Bedroom 3 and Store (if applicable) 客廳、飯廳、主人睡房、 睡房1、睡房2、 睡房3及儲物房(如適用)	Split Type Air-conditioner Indoor Unit 分體式冷氣機(室內機)	Panasonic	CS-E12PKA	-	-	-	-	-	-	-	-	-	-	-	-	-	-	-	-	-	-	-	-	-	-	V	-	-	-	-	-	
			CS-E18PKA	-	-	V	V	-	-	-	-	V	V	-	-	-	-	-	V	V	-	-	V	-	-	V	-	-	V	V	-	
			CS-E24PKA	V	V	-	-	V	V	V	V	-	-	V	-	V	V	V	-	-	V	V	-	V	V	-	V	V	V	-	-	V
			CS-E9RKDW	V	V	V	V	V	V	V	V	V	V	V	V	-	V	V	V	V	V	V	V	V	V	V	V	V	V	V	V	V
			CS-E15RKDW	-	-	-	-	-	-	-	-	-	-	-	-	V	-	-	-	-	-	-	-	-	-	-	-	-	-	-	-	
			CS-MYE9PKZ	-	-	-	-	-	-	-	-	-	-	-	-	V	V	-	-	-	-	-	-	-	-	-	-	-	-	-	-	-
	CS-MYE18PKZ	-	-	-	-	-	-	-	-	-	-	-	-	V	V	-	-	-	-	-	-	-	-	V	-	-	-	-	-	-		
	Split Type Air-conditioner Outdoor Unit 分體式冷氣機(室外機)	Panasonic	CU-E18PKA	-	-	V	V	-	-	-	-	V	V	-	-	-	-	-	V	V	-	-	V	-	-	V	-	-	V	V	-	
			CU-E24PKA	V	V	-	-	V	V	V	V	-	-	V	-	V	V	V	-	-	V	V	-	V	V	-	V	V	-	-	V	
			CU-2E18PBD	V	V	V	V	V	V	V	V	V	V	V	-	-	V	V	V	V	V	V	-	V	V	V	V	V	V	V	V	
			U-4E23JBE	-	-	-	-	-	-	-	-	-	-	-	-	V	-	-	-	-	-	-	-	V	-	-	-	-	-	-	-	
			CU-4E34PBZ	-	-	-	-	-	-	-	-	-	-	-	-	V	V	-	-	-	-	-	-	-	V	-	-	-	-	-	-	
Doorphone 對講機	Urmet	miro	V	V	V	V	V	V	V	V	V	V	V	V	V	V	V	V	V	V	V	V	V	V	V	V	V	V	V			
Kitchen 廚房	Cooker hood 抽油煙機	SIEMENS 西門子	LI67SA530B	V	V	V	V	V	V	V	V	V	V	-	-	V	V	V	V	V	V	-	V	V	V	V	V	V	V			
		SIEMENS 西門子	LI97SA530B	-	-	-	-	-	-	-	-	-	-	-	V	V	-	-	-	-	-	-	-	-	-	-	-	-	-	-		
		Miele	DA 429-6	-	-	-	-	-	-	-	-	-	-	-	-	-	-	-	-	-	-	-	V	-	-	-	-	-	-	-		
	Gas Hob (Wok Burner) 煤氣煮食爐 (炒鑊用)	SIEMENS 西門子	ER326AB92X	V	V	V	V	V	V	V	V	V	V	V	V	V	V	V	V	V	V	-	V	V	V	V	V	V	V	V		
		Miele	CS 1018	-	-	-	-	-	-	-	-	-	-	-	-	-	-	-	-	-	-	-	V	-	-	-	-	-	-	-		
	Gas Hob (2-Burners) 煤氣煮食爐 (雙爐頭)	SIEMENS 西門子	ER326BB90X	V	V	V	V	V	V	V	V	V	V	V	V	V	V	V	V	V	V	-	V	V	V	V	V	V	V	V		
		Miele	CS 1013-1	-	-	-	-	-	-	-	-	-	-	-	-	-	-	-	-	-	-	-	V	-	-	-	-	-	-	-		
	Barbecue Grill 燒烤爐	Miele	CS 1312 BG	-	-	-	-	-	-	-	-	-	-	-	-	-	-	-	-	-	-	-	V	-	-	-	-	-	-	-		
	Steam Oven 蒸爐	SIEMENS 西門子	HB25D5L2	-	-	-	-	-	-	-	-	-	-	-	V	V	-	-	-	-	-	-	-	-	-	-	-	-	-	-		
		Miele	DG 6200	-	-	-	-	-	-	-	-	-	-	-	-	-	-	-	-	-	-	-	-	V	-	-	-	-	-	-		

Notes :

1. For Microwave Owen w/ Grill, Model No: BE 634LGS1B is the left-hinged type.
2. For Microwave Owen w/ Grill, Model No: BE 634RGS1B is the right-hinged type.
3. V means such appliance(s) is/are provided and/or installed in the residential unit.
4. 4/F is omitted.

備註 :

1. 型號為BE634LGS1B的微波燒烤爐為左鉸型。
2. 型號為BE634RGS1B的微波燒烤爐為右鉸型。
3. V表示此設備於該住宅單位內提供及/或安裝。
4. 不設4樓。

The vendor undertakes that if lifts or appliances of the specified brand name or model number are not installed in the Development, lifts or appliances of comparable quality will be installed.

賣方承諾如發展項目中沒有安裝指明的品牌名稱或產品型號的升降機或設備，便會安裝品質相若的升降機或設備。

Appliances Schedule
設備說明表

Location 位置	Appliance 設備	Brand 品牌	Model No. 型號	Tower 3 第3座																							
				G/F 地下						1/F 1樓						2/F - 3/F, 5/F - 9/F 2樓至3樓, 5樓至9樓						10/F 10樓					
				B	C	D	E	F	G	B	C	D	E	F	G	A	B	C	D	E	F	G	A	B	C	D	E
Kitchen 廚房	Microwave Oven w/ Grill 微波燒烤爐	SIEMENS 西門子	BE634LGS1B/ BE634RGS1B	V	V	V	V	V	V	V	V	V	V	V	V	V	V	V	V	V	V	V	V	V	V	V	V
	Oven 焗爐	Miele	H 2661 B	-	-	-	-	-	-	-	-	-	-	-	-	-	-	-	-	-	-	V	-	-	-	-	-
	Fridge Freezer 雪櫃連冰箱	SIEMENS 西門子	KI34NP60HK	V	V	V	V	V	V	V	V	V	V	V	V	V	V	V	V	V	V	V	V	V	V	V	V
		Miele	KFNS 37232 iD	-	-	-	-	-	-	-	-	-	-	-	-	-	-	-	-	-	-	V	-	-	-	-	-
	Washer Dryer 洗衣乾衣機	SIEMENS 西門子	WK14D321HK	V	V	V	V	V	V	V	V	V	V	V	V	V	V	V	V	V	V	V	V	V	V	V	V
		Miele	WT2798 i WPM	-	-	-	-	-	-	-	-	-	-	-	-	-	-	-	-	-	-	V	-	-	-	-	-
	Wine Conditioning Unit 酒櫃	Miele	KWT 4154 UG-1	-	-	-	-	-	-	-	-	-	-	-	-	-	-	-	-	-	-	V	-	-	-	-	-
	Coffee Machine 咖啡機	Miele	CVA 6401	-	-	-	-	-	-	-	-	-	-	-	-	-	-	-	-	-	-	V	-	-	-	-	-
	Gas Water Heater 煤氣熱水爐	TGC	TNJW221TFQL	-	-	-	-	-	-	-	-	-	-	-	V	V	-	-	-	-	-	V	-	-	-	-	-
		TGC	TNJW161TFQL	V	V	V	V	V	V	V	V	V	V	V	-	-	V	V	V	V	V	V	V	V	V	V	V
Ventilation Fan 抽氣扇	Panasonic	FV-18NF3H	V	V	V	V	V	V	V	V	V	V	V	V	V	V	V	V	V	V	V	V	V	V	V	V	
Heater Remote Controller (Gas) 熱水爐遙控器(煤氣)	TGC	RC-80K	V	V	V	V	V	V	V	V	V	V	V	V	V	V	V	V	V	V	V	V	V	V	V	V	
Master Bathroom 主人浴室	Ventilation Fan 抽氣扇	Panasonic	FV-15NS3H	-	-	-	-	-	-	-	-	-	-	V	V	-	-	-	-	-	V	-	-	-	-	-	
	Thermo Ventilator 浴室寶	Panasonic	FV-40BE2H	-	-	-	-	-	-	-	-	-	-	-	-	-	-	-	-	-	V	-	-	-	-	-	
	Heater Remote Controller (Gas) 熱水爐遙控器(煤氣)	TGC	RC-80BQ	-	-	-	-	-	-	-	-	-	-	V	V	-	-	-	-	-	V	-	-	-	-	-	
Bathroom 浴室	Ventilation Fan 抽氣扇	Panasonic	FV-15NS3H	V	V	V	V	V	V	V	V	V	V	V	V	V	V	V	V	V	V	V	V	V	V	V	
	Thermo Ventilator 浴室寶	Panasonic	FV-40BE2H	V	V	V	V	V	V	V	V	V	V	V	V	V	V	V	V	V	V	V	V	V	V	V	
	Gas Remote Panel 煤氣遙控面板	TGC	RC-80B	-	-	-	-	-	-	-	-	-	-	V	V	-	-	-	-	-	V	-	-	-	-	-	
TGC		RC-80BQ	V	V	V	V	V	V	V	V	V	V	-	-	V	V	V	V	V	V	V	V	V	V	V		
Lavatory 1 洗手間 1	Ventilation Fan 抽氣扇	Panasonic	FV-15NS3H	-	-	-	-	-	-	-	-	-	-	-	-	-	-	-	-	-	V	-	-	-	-	-	
Lavatory 2 洗手間 2	Ventilation Fan 抽氣扇	Panasonic	FV-15NS3H	-	-	-	-	-	-	-	-	-	-	-	-	-	-	-	-	-	V	-	-	-	-	-	
	Heater Remote Controller (Gas) 熱水爐遙控器(煤氣)	TGC	RC-80B	-	-	-	-	-	-	-	-	-	-	-	-	-	-	-	-	-	V	-	-	-	-	-	

Notes :

1. For Microwave Oven w/ Grill, Model No: BE 634LGS1B is the left-hinged type.
2. For Microwave Oven w/ Grill, Model No: BE 634RGS1B is the right-hinged type.
3. V means such appliance(s) is/are provided and/or installed in the residential unit.
4. 4/F is omitted.

備註 :

1. 型號為BE634LGS1B的微波燒烤爐為左鉸型。
2. 型號為BE634RGS1B的微波燒烤爐為右鉸型。
3. V表示此設備於該住宅單位內提供及/或安裝。
4. 不設4樓。

The vendor undertakes that if lifts or appliances of the specified brand name or model number are not installed in the Development, lifts or appliances of comparable quality will be installed.

賣方承諾如發展項目中沒有安裝指明的品牌名稱或產品型號的升降機或設備，便會安裝品質相若的升降機或設備。

Appliances Schedule
設備說明表

Location 位置	Appliance 設備	Brand 品牌	Model No. 型號	Tower 5 第5座																							
				G/F 地下				1/F 1樓					2/F - 3/F, 5/F - 9/F 2樓至3樓, 5樓至9樓						10/F 10樓								
				B	C	D	E	A	B	C	D	E	A	B	C	D	E	F	A	B	C	D	E	F			
Living Room, Dining Room, Master Bedroom, Ensuite, Bedroom 1, Bedroom 2 and Store (if applicable) 客廳、飯廳、 主人睡房、套房、 睡房1、睡房2 及 儲物房(如適用)	Split Type Air-conditioner Indoor Unit 分體式冷氣機(室內機)	Panasonic	CS-E18PKA	V	V	V	-	-	V	V	V	-	-	V	V	V	-	-	-	V	V	-	-	-			
			CS-E24PKA	-	-	-	V	-	-	-	-	V	-	-	-	-	V	V	-	-	-	V	V	V	V		
			CS-E9RKDW	V	V	V	V	-	V	V	V	V	-	V	V	V	V	V	-	V	V	V	V	V	V		
			CS-E15RKDW	-	-	-	-	-	-	-	-	-	-	-	-	-	-	-	-	-	-	V	V	-	-		
			CS-MYE9PKZ	-	-	-	-	V	-	-	-	-	V	-	-	-	-	-	V	-	-	-	-	-	-		
			CS-MYE18PKZ	-	-	-	-	V	-	-	-	-	V	-	-	-	-	-	V	-	-	-	-	-	-		
	Split Type Air-conditioner Outdoor Unit 分體式冷氣機(室外機)	Panasonic	CU-E18PKA	V	V	V	-	-	V	V	V	-	-	V	V	V	-	-	-	V	V	-	-	-			
			CU-E24PKA	-	-	-	V	-	-	-	-	V	-	-	-	-	V	V	-	-	-	V	V	V			
			CU-2E18PBD	V	V	V	V	-	V	V	V	V	-	V	V	V	V	V	-	V	V	-	-	V			
			U-4E23JBE	-	-	-	-	-	-	-	-	-	-	-	-	-	-	-	-	-	-	V	V	-			
CU-4E34PBZ			-	-	-	-	V	-	-	-	-	V	-	-	-	-	-	V	-	-	-	-	-				
Doorphone 對講機	Urmet	miro	V	V	V	V	V	V	V	V	V	V	V	V	V	V	V	V	V	V	V	V					
Kitchen 廚房	Cooker hood 抽油煙機	SIEMENS 西門子	LI67SA530B	V	V	V	V	-	V	V	V	V	-	V	V	V	V	V	-	V	V	V	V				
		SIEMENS 西門子	LI97SA530B	-	-	-	-	V	-	-	-	-	V	-	-	-	-	-	V	-	-	-	-				
	Gas Hob (Wok Burner) 煤氣煮食爐 (炒鑊用)	SIEMENS 西門子	ER326AB92X	V	V	V	V	V	V	V	V	V	V	V	V	V	V	V	V	V	V	V	V				
	Gas Hob (2-Burners) 煤氣煮食爐 (雙爐頭)	SIEMENS 西門子	ER326BB90X	V	V	V	V	V	V	V	V	V	V	V	V	V	V	V	V	V	V	V	V				
	Steam Oven 蒸爐	SIEMENS 西門子	HB25D5L2	-	-	-	-	V	-	-	-	-	V	-	-	-	-	-	V	-	-	-	-				
	Microwave Oven w/ Grill 微波燒烤爐	SIEMENS 西門子	BE634LGS1B/ BE634RGS1B	V	V	V	V	V	V	V	V	V	V	V	V	V	V	V	V	V	V	V	V				

Notes:

1. For Microwave Oven w/ Grill, Model No: BE 634LGS1B is the left-hinged type.
2. For Microwave Oven w/ Grill, Model No: BE 634RGS1B is the right-hinged type.
3. V means such appliance(s) is/are provided and/or installed in the residential unit.
4. 4/F is omitted.

備註:

1. 型號為BE634LGS1B的微波燒烤爐為左鉸型。
2. 型號為BE634RGS1B的微波燒烤爐為右鉸型。
3. V表示此設備於該住宅單位內提供及/或安裝。
4. 不設4樓。

The vendor undertakes that if lifts or appliances of the specified brand name or model number are not installed in the Development, lifts or appliances of comparable quality will be installed.

賣方承諾如發展項目中沒有安裝指明的品牌名稱或產品型號的升降機或設備，便會安裝品質相若的升降機或設備。

Appliances Schedule
設備說明表

Location 位置	Appliance 設備	Brand 品牌	Model No. 型號	Tower 5 第5座																							
				G/F 地下				1/F 1樓					2/F - 3/F, 5/F - 9/F 2樓至3樓, 5樓至9樓						10/F 10樓								
				B	C	D	E	A	B	C	D	E	A	B	C	D	E	F	A	B	C	D	E	F			
Kitchen 廚房	Fridge Freezer 雪櫃連冰箱	SIEMENS 西門子	KI34NP60HK	V	V	V	V	V	V	V	V	V	V	V	V	V	V	V	V	V	V	V	V	V	V		
	Washer Dryer 洗衣乾衣機	SIEMENS 西門子	WK14D321HK	V	V	V	V	V	V	V	V	V	V	V	V	V	V	V	V	V	V	V	V	V	V		
	Gas Water Heater 煤氣熱水爐	TGC	TNJW221TFQL	-	-	-	-	V	-	-	-	-	V	-	-	-	-	-	V	-	-	-	-	-	-		
		TGC	TNJW161TFQL	V	V	V	V	-	V	V	V	V	-	V	V	V	V	V	-	V	V	V	V	V	V		
	Ventilation Fan 抽氣扇	Panasonic	FV-18NF3H	V	V	V	V	V	V	V	V	V	V	V	V	V	V	V	V	V	V	V	V	V	V		
Heater Remote Controller (Gas) 熱水爐遙控器(煤氣)	TGC	RC-80K	V	V	V	V	V	V	V	V	V	V	V	V	V	V	V	V	V	V	V	V	V	V			
Master Bathroom 主人浴室	Ventilation Fan 抽氣扇	Panasonic	FV-15NS3H	-	-	-	-	V	-	-	-	-	V	-	-	-	-	-	V	-	-	-	-	-			
	Heater Remote Controller (Gas) 熱水爐遙控器(煤氣)	TGC	RC-80BQ	-	-	-	-	V	-	-	-	-	V	-	-	-	-	-	V	-	-	-	-	-			
Bathroom 浴室	Ventilation Fan 抽氣扇	Panasonic	FV-15NS3H	V	V	V	V	V	V	V	V	V	V	V	V	V	V	V	V	V	V	V	V	V			
	Thermo Ventilator 浴室寶	Panasonic	FV-40BE2H	V	V	V	V	V	V	V	V	V	V	V	V	V	V	V	V	V	V	V	V	V			
	Gas Remote Panel 煤氣遙控面板	TGC	RC-80B	-	-	-	-	V	-	-	-	-	V	-	-	-	-	-	V	-	-	-	-	-			
		TGC	RC-80BQ	V	V	V	V	-	V	V	V	V	-	V	V	V	V	V	-	V	V	V	V	V			

Notes :

1. For Microwave Oven w/ Grill, Model No: BE 634LGS1B is the left-hinged type.
2. For Microwave Oven w/ Grill, Model No: BE 634RGS1B is the right-hinged type.
3. V means such appliance(s) is/are provided and/or installed in the residential unit.
4. 4/F is omitted.

備註 :

1. 型號為BE634LGS1B的微波燒烤爐為左鉸型。
2. 型號為BE634RGS1B的微波燒烤爐為右鉸型。
3. V表示此設備於該住宅單位內提供及/或安裝。
4. 不設4樓。

The vendor undertakes that if lifts or appliances of the specified brand name or model number are not installed in the Development, lifts or appliances of comparable quality will be installed.

賣方承諾如發展項目中沒有安裝指明的品牌名稱或產品型號的升降機或設備，便會安裝品質相若的升降機或設備。

Appliances Schedule
設備說明表

Location 位置	Appliance 設備	Brand 品牌	Model No. 型號	Tower 5A 第5A座																
				G/F 地下			1/F 1樓				2/F - 3/F, 5/F - 9/F 2樓至3樓, 5樓至9樓					10/F 10樓				
				C	D	E	A	C	D	E	A	B	C	D	E	A	C	D	E	
Living Room, Dining Room, Master Bedroom, Ensuite, Bedroom 1, Bedroom 2 and Store (if applicable) 客廳、飯廳、主人睡房、 套房、睡房1、睡房2及 儲物房(如適用)	Split Type Air-conditioner Indoor Unit 分體式冷氣機(室內機)	Panasonic	CS-E18PKA	-	V	-	-	-	V	-	-	-	-	V	-	-	-	V	-	
			CS-E24PKA	V	-	V	V	V	-	V	V	-	V	-	V	V	V	-	V	
			CS-E9RKDW	V	V	V	-	V	V	V	-	-	V	V	V	V	V	V	V	V
			CS-E15RKDW	-	-	-	-	-	-	-	-	-	-	-	-	-	V	-	-	-
			CS-MYE9PKZ	-	-	-	V	-	-	-	V	V	-	-	-	-	V	-	-	-
			CS-MYE15PKZ	-	-	-	-	-	-	-	-	-	-	-	-	-	V	-	-	-
	Split Type Air-conditioner Outdoor Unit 分體式冷氣機(室外機)	Panasonic	CU-E18PKA	-	V	-	-	-	V	-	-	-	-	V	-	-	-	-	V	-
			CU-E24PKA	V	-	V	V	V	-	V	V	-	V	-	V	V	V	-	V	
			CU-2E18PBD	V	V	V	-	V	V	V	-	-	V	V	V	-	V	V	V	V
			U-4E23JBE	-	-	-	-	-	-	-	-	-	-	-	-	-	V	-	-	-
	Doorphone 對講機	Urmet	miro	V	V	V	V	V	V	V	V	V	V	V	V	V	V	V	V	V
Kitchen 廚房	Cooker hood 抽油煙機	SIEMENS 西門子	LI67SA530B	V	V	V	-	V	V	V	-	-	V	V	V	-	V	V	V	
		SIEMENS 西門子	LI97SA530B	-	-	-	V	-	-	-	V	V	-	-	-	-	-	-	-	
		Miele	DA 429-6	-	-	-	-	-	-	-	-	-	-	-	-	V	-	-	-	
	Gas Hob (Wok Burner) 煤氣煮食爐 (炒鑊用)	SIEMENS 西門子	ER326AB92X	V	V	V	V	V	V	V	V	V	V	V	V	-	V	V	V	
		Miele	CS 1018	-	-	-	-	-	-	-	-	-	-	-	-	V	-	-	-	
	Gas Hob (2-Burners) 煤氣煮食爐 (雙爐頭)	SIEMENS 西門子	ER326BB90X	V	V	V	V	V	V	V	V	V	V	V	V	-	V	V	V	
		Miele	CS 1013-1	-	-	-	-	-	-	-	-	-	-	-	-	V	-	-	-	
	Barbecue Grill 燒烤爐	Miele	CS 1312 BG	-	-	-	-	-	-	-	-	-	-	-	-	V	-	-	-	
	Steam Oven 蒸爐	SIEMENS 西門子	HB25D5L2	-	-	-	V	-	-	-	V	V	-	-	-	-	-	-	-	
		Miele	DG 6200	-	-	-	-	-	-	-	-	-	-	-	-	V	-	-	-	
	Microwave Oven w/ Grill 微波燒烤爐	SIEMENS 西門子	BE634LGS1B/ BE634RGS1B	V	V	V	V	V	V	V	V	V	V	V	V	-	V	V	V	
	Oven 焗爐	Miele	H 2661 B	-	-	-	-	-	-	-	-	-	-	-	-	V	-	-	-	
	Fridge Freezer 雪櫃連冰箱	SIEMENS 西門子	KI34NP60HK	V	V	V	V	V	V	V	V	V	V	V	V	-	V	V	V	
		Miele	KFNS 37232 iD	-	-	-	-	-	-	-	-	-	-	-	-	V	-	-	-	

Notes :

1. For Microwave Oven w/ Grill, Model No: BE 634LGS1B is the left-hinged type.
2. For Microwave Oven w/ Grill, Model No: BE 634RGS1B is the right-hinged type.
3. V means such appliance(s) is/are provided and/or installed in the residential unit.
4. 4/F is omitted.

備註 :

1. 型號為BE634LGS1B的微波燒烤爐為左鉸型。
2. 型號為BE634RGS1B的微波燒烤爐為右鉸型。
3. V表示此設備於該住宅單位內提供及/或安裝。
4. 不設4樓。

The vendor undertakes that if lifts or appliances of the specified brand name or model number are not installed in the Development, lifts or appliances of comparable quality will be installed.

賣方承諾如發展項目中沒有安裝指明的品牌名稱或產品型號的升降機或設備，便會安裝品質相若的升降機或設備。

Appliances Schedule
設備說明表

Location 位置	Appliance 設備	Brand 品牌	Model No. 型號	Tower 5A 第5A座															
				G/F 地下			1/F 1樓				2/F - 3/F, 5/F - 9/F 2樓至3樓, 5樓至9樓					10/F 10樓			
				C	D	E	A	C	D	E	A	B	C	D	E	A	C	D	E
Kitchen 廚房	Washer Dryer 洗衣乾衣機	SIEMENS 西門子	WK14D321HK	V	V	V	V	V	V	V	V	V	V	V	V	-	V	V	V
		Miele	WT2798 i WPM	-	-	-	-	-	-	-	-	-	-	-	-	V	-	-	-
	Wine Conditioning Unit 酒櫃	Miele	KWT 4154 UG-1	-	-	-	-	-	-	-	-	-	-	-	V	-	-	-	
	Coffee Machine 咖啡機	Miele	CVA 6401	-	-	-	-	-	-	-	-	-	-	-	V	-	-	-	
	Gas Water Heater 煤氣熱水爐	TGC	TNJW221TFQL	-	-	-	V	-	-	-	V	V	-	-	-	V	-	-	-
		TGC	TNJW161TFQL	V	V	V	-	V	V	V	-	-	V	V	V	-	V	V	V
	Ventilation Fan 抽氣扇	Panasonic	FV-18NF3H	V	V	V	V	V	V	V	V	V	V	V	V	V	V	V	V
Heater Remote Controller (Gas) 熱水爐遙控器(煤氣)	TGC	RC-80K	V	V	V	V	V	V	V	V	V	V	V	V	V	V	V	V	
Master Bathroom 主人浴室	Ventilation Fan 抽氣扇	Panasonic	FV-15NS3H	-	-	-	V	-	-	-	V	V	-	-	-	V	-	-	
	Thermo Ventilator 浴室寶	Panasonic	FV-40BE2H	-	-	-	-	-	-	-	-	-	-	-	V	-	-	-	
	Heater Remote Controller (Gas) 熱水爐遙控器(煤氣)	TGC	RC-80BQ	-	-	-	V	-	-	-	V	V	-	-	-	V	-	-	
Bathroom 浴室	Ventilation Fan 抽氣扇	Panasonic	FV-15NS3H	V	V	V	V	V	V	V	V	V	V	V	-	V	V	V	
	Thermo Ventilator 浴室寶	Panasonic	FV-40BE2H	V	V	V	V	V	V	V	V	V	V	V	-	V	V	V	
	Gas Remote Panel 煤氣遙控面板	TGC	RC-80B	-	-	-	V	-	-	-	V	V	-	-	-	-	-	-	
		TGC	RC-80BQ	V	V	V	-	V	V	V	-	-	V	V	V	-	V	V	V
Bathroom 1 浴室 1	Ventilation Fan 抽氣扇	Panasonic	FV-15NS3H	-	-	-	-	-	-	-	-	-	-	-	V	-	-	-	
	Thermo Ventilator 浴室寶	Panasonic	FV-40BE2H	-	-	-	-	-	-	-	-	-	-	-	V	-	-	-	
	Gas Remote Panel 煤氣遙控面板	TGC	RC-80B	-	-	-	-	-	-	-	-	-	-	-	V	-	-	-	
Bathroom 2 浴室 2	Ventilation Fan 抽氣扇	Panasonic	FV-15NS3H	-	-	-	-	-	-	-	-	-	-	-	V	-	-	-	
	Thermo Ventilator 浴室寶	Panasonic	FV-40BE2H	-	-	-	-	-	-	-	-	-	-	-	V	-	-	-	
	Heater Remote Controller (Gas) 熱水爐遙控器(煤氣)	TGC	RC-80B	-	-	-	-	-	-	-	-	-	-	-	V	-	-	-	
Lavatory 1 洗手間 1	Ventilation Fan 抽氣扇	Panasonic	FV-15NS3H	-	-	-	-	-	-	-	-	-	-	-	V	-	-	-	
Lavatory 2 洗手間 2	Ventilation Fan 抽氣扇	Panasonic	FV-15NS3H	-	-	-	-	-	-	-	-	-	-	-	V	-	-	-	

Notes :

1. For Microwave Oven w/ Grill, Model No: BE 634LGS1B is the left-hinged type.
2. For Microwave Oven w/ Grill, Model No: BE 634RGS1B is the right-hinged type.
3. V means such appliance(s) is/are provided and/or installed in the residential unit.
4. 4/F is omitted.

備註 :

1. 型號為BE634LGS1B的微波燒烤爐為左鉸型。
2. 型號為BE634RGS1B的微波燒烤爐為右鉸型。
3. V表示此設備於該住宅單位內提供及/或安裝。
4. 不設4樓。

The vendor undertakes that if lifts or appliances of the specified brand name or model number are not installed in the Development, lifts or appliances of comparable quality will be installed.

賣方承諾如發展項目中沒有安裝指明的品牌名稱或產品型號的升降機或設備，便會安裝品質相若的升降機或設備。

Appliances Schedule
設備說明表

Location 位置	Appliance 設備	Brand 品牌	Model No. 型號	Tower 6 第6座																											
				G/F 地下							1/F 1樓					2/F - 3/F, 5/F - 9/F 2樓至3樓, 5樓至9樓						10/F 10樓									
				A	B	D	E	F	G	A	B	D	E	F	G	A	B	C	D	E	F	G	A	C	D	E	F	G			
Living Room, Dining Room, Master Bedroom, Ensuite, Bedroom 1, Bedroom 2 and Store (if applicable) 客廳、飯廳、主人睡房、 套房、睡房1、睡房2及 儲物房(如適用)	Split Type Air-conditioner Indoor Unit 分體式冷氣機(室內機)	Panasonic	CS-E18PKA	-	-	-	V	V	V	-	-	-	V	V	V	-	-	-	-	V	V	V	-	-	-	V	V	V			
			CS-E24PKA	-	-	-	-	-	-	-	-	-	-	-	-	-	-	-	-	-	-	-	-	-	-	-	V	-	-	-	-
			CS-E9RKDW	-	-	-	V	V	V	-	-	-	V	V	V	-	-	-	-	V	V	V	-	-	-	V	V	V			
			CS-MYE9PKZ	V	V	V	-	-	-	V	V	V	-	-	-	V	V	V	V	-	-	-	V	V	V	-	-	-			
			CS-MYE18PKZ	V	V	V	-	-	-	V	V	V	-	-	-	V	V	V	V	-	-	-	V	V	V	-	-	-			
	Split Type Air-conditioner Outdoor Unit 分體式冷氣機(室外機)	Panasonic	CU-E18PKA	-	-	-	V	V	V	-	-	-	V	V	V	-	-	-	-	V	V	V	-	-	-	V	V	V			
			CU-E24PKA	-	-	-	-	-	-	-	-	-	-	-	-	-	-	-	-	-	-	-	-	-	-	-	V	-	-	-	-
			CU-2E18PBD	-	-	-	V	V	V	-	-	-	V	V	V	-	-	-	-	V	V	V	-	-	-	V	V	V			
			CU-4E34PBZ	V	V	V	-	-	-	V	V	V	-	-	-	V	V	V	V	-	-	-	V	V	V	-	-	-			
	Doorphone 對講機	Urmet	miro	V	V	V	V	V	V	V	V	V	V	V	V	V	V	V	V	V	V	V	V	V	V	V	V	V	V		
Kitchen 廚房	Cooker hood 抽油煙機	SIEMENS 西門子	LI67SA530B	-	-	-	V	V	V	-	-	-	V	V	V	-	-	-	-	V	V	V	-	-	-	V	V	V			
		SIEMENS 西門子	LI97SA530B	V	V	V	-	-	-	V	V	V	-	-	-	V	V	V	V	-	-	-	-	V	V	-	-	-			
		Miele	DA 429-6	-	-	-	-	-	-	-	-	-	-	-	-	-	-	-	-	-	-	-	-	-	-	V	-	-	-	-	
	Gas Hob (Wok Burner) 煤氣煮食爐(炒鑊用)	SIEMENS 西門子	ER326AB92X	V	V	V	V	V	V	V	V	V	V	V	V	V	V	V	V	V	V	V	V	V	V	V	V	V	V		
		Miele	CS 1018	-	-	-	-	-	-	-	-	-	-	-	-	-	-	-	-	-	-	-	-	-	-	V	-	-	-	-	
	Gas Hob (2-Burners) 煤氣煮食爐(雙爐頭)	SIEMENS 西門子	ER326BB90X	V	V	V	V	V	V	V	V	V	V	V	V	V	V	V	V	V	V	V	V	V	V	V	V	V	V		
		Miele	CS 1013-1	-	-	-	-	-	-	-	-	-	-	-	-	-	-	-	-	-	-	-	-	-	-	V	-	-	-	-	
	Barbecue Grill 燒烤爐	Miele	CS 1312 BG	-	-	-	-	-	-	-	-	-	-	-	-	-	-	-	-	-	-	-	-	-	-	V	-	-	-	-	
	Steam Oven 蒸爐	SIEMENS 西門子	HB25D5L2	V	V	V	-	-	-	V	V	V	-	-	-	V	V	V	V	-	-	-	-	-	-	V	V	-	-	-	
		Miele	DG 6200	-	-	-	-	-	-	-	-	-	-	-	-	-	-	-	-	-	-	-	-	-	-	V	-	-	-	-	
	Microwave Oven w/ Grill 微波燒烤爐	SIEMENS 西門子	BE634LGS1B/ BE634RGS1B	V	V	V	V	V	V	V	V	V	V	V	V	V	V	V	V	V	V	V	V	V	V	V	V	V	V		
	Oven 焗爐	Miele	H 2661 B	-	-	-	-	-	-	-	-	-	-	-	-	-	-	-	-	-	-	-	-	-	-	V	-	-	-	-	
	Fridge Freezer 雪櫃連冰箱	SIEMENS 西門子	KI34NP60HK	V	V	V	V	V	V	V	V	V	V	V	V	V	V	V	V	V	V	V	V	V	V	V	V	V	V		
		Miele	KFNS 37232 iD	-	-	-	-	-	-	-	-	-	-	-	-	-	-	-	-	-	-	-	-	-	-	-	V	-	-	-	-

Notes:

1. For Microwave Oven w/ Grill, Model No: BE 634LGS1B is the left-hinged type.
2. For Microwave Oven w/ Grill, Model No: BE 634RGS1B is the right-hinged type.
3. V means such appliance(s) is/are provided and/or installed in the residential unit.
4. 4/F is omitted.

備註:

1. 型號為BE634LGS1B的微波燒烤爐為左鉸型。
2. 型號為BE634RGS1B的微波燒烤爐為右鉸型。
3. V表示此設備於該住宅單位內提供及/或安裝。
4. 不設4樓。

The vendor undertakes that if lifts or appliances of the specified brand name or model number are not installed in the Development, lifts or appliances of comparable quality will be installed.

賣方承諾如發展項目中沒有安裝指明的品牌名稱或產品型號的升降機或設備，便會安裝品質相若的升降機或設備。

Appliances Schedule
設備說明表

Location 位置	Appliance 設備	Brand 品牌	Model No. 型號	Tower 6 第6座																							
				G/F 地下							1/F 1樓					2/F - 3/F, 5/F - 9/F 2樓至3樓, 5樓至9樓						10/F 10樓					
				A	B	D	E	F	G	A	B	D	E	F	G	A	B	C	D	E	F	G	A	C	D	E	F
Kitchen 廚房	Washer Dryer 洗衣乾衣機	SIEMENS 西門子	WK14D321HK	V	V	V	V	V	V	V	V	V	V	V	V	V	V	V	V	V	V	V	V	V	V		
		Miele	WT2798 i WPM	-	-	-	-	-	-	-	-	-	-	-	-	-	-	-	-	-	-	-	-	-	-	-	
	Wine Conditioning Unit 酒櫃	Miele	KWT 4154 UG-1	-	-	-	-	-	-	-	-	-	-	-	-	-	-	-	-	-	-	-	-	-	-		
	Coffee Machine 咖啡機	Miele	CVA 6401	-	-	-	-	-	-	-	-	-	-	-	-	-	-	-	-	-	-	-	-	-	-		
	Gas Water Heater 煤氣熱水爐	TGC	TNJW221TFQL	V	V	V	-	-	-	V	V	V	-	-	-	V	V	V	V	-	-	-	-	V	V	-	
		TGC	TNJW161TFQL	-	-	-	V	V	V	-	-	-	V	V	V	-	-	-	V	V	V	-	-	-	V	V	V
	Ventilation Fan 抽氣扇	Panasonic	FV-18NF3H	V	V	V	V	V	V	V	V	V	V	V	V	V	V	V	V	V	V	V	V	V	V	V	
Heater Remote Controller (Gas) 熱水爐遙控器(煤氣)	TGC	RC-80K	V	V	V	V	V	V	V	V	V	V	V	V	V	V	V	V	V	V	V	V	V	V	V		
Master Bathroom 主人浴室	Ventilation Fan 抽氣扇	Panasonic	FV-15NS3H	V	V	V	-	-	-	V	V	V	-	-	-	V	V	V	V	-	-	-	V	V	V	-	
	Thermo Ventilator 浴室寶	Panasonic	FV-40BE2H	-	-	-	-	-	-	-	-	-	-	-	-	-	-	-	-	-	-	-	-	-	-		
	Gas Water Heater 煤氣熱水爐	TGC	TNJW221TFQL	-	-	-	-	-	-	-	-	-	-	-	-	-	-	-	-	-	-	-	-	-	-		
	Heater Remote Controller (Gas) 熱水爐遙控器(煤氣)	TGC	RC-80BQ	V	V	V	-	-	-	V	V	V	-	-	-	V	V	V	V	-	-	-	V	V	V	-	
Bathroom 浴室	Ventilation Fan 抽氣扇	Panasonic	FV-15NS3H	V	V	V	V	V	V	V	V	V	V	V	V	V	V	V	V	V	V	V	V	V	V		
	Thermo Ventilator 浴室寶	Panasonic	FV-40BE2H	V	V	V	V	V	V	V	V	V	V	V	V	V	V	V	V	V	V	V	V	V	V		
	Heater Remote Controller (Gas) 熱水爐遙控器(煤氣)	TGC	RC-80B	V	V	V	-	-	-	V	V	V	-	-	-	V	V	V	V	-	-	-	-	V	V	-	
		TGC	RC-80BQ	-	-	-	V	V	V	-	-	-	V	V	V	-	-	-	V	V	V	-	-	-	V	V	V
Bathroom 1 浴室1	Ventilation Fan 抽氣扇	Panasonic	FV-15NS3H	-	-	-	-	-	-	-	-	-	-	-	-	-	-	-	-	-	-	-	-	-	-		
	Thermo Ventilator 浴室寶	Panasonic	FV-40BE2H	-	-	-	-	-	-	-	-	-	-	-	-	-	-	-	-	-	-	-	-	-	-		
	Heater Remote Controller (Gas) 熱水爐遙控器(煤氣)	TGC	RC-80B	-	-	-	-	-	-	-	-	-	-	-	-	-	-	-	-	-	-	-	-	-	-		
Bathroom 2 浴室2	Ventilation Fan 抽氣扇	Panasonic	FV-15NS3H	-	-	-	-	-	-	-	-	-	-	-	-	-	-	-	-	-	-	-	-	-	-		
	Thermo Ventilator 浴室寶	Panasonic	FV-40BE2H	-	-	-	-	-	-	-	-	-	-	-	-	-	-	-	-	-	-	-	-	-	-		
	Heater Remote Controller (Gas) 熱水爐遙控器(煤氣)	TGC	RC-80B	-	-	-	-	-	-	-	-	-	-	-	-	-	-	-	-	-	-	-	-	-	-		
Lavatory 洗手間	Ventilation Fan 抽氣扇	Panasonic	FV-15NS3H	-	-	-	-	-	-	-	-	-	-	-	-	-	-	-	-	-	-	-	-	-	-		

Notes :

- For Microwave Oven w/ Grill, Model No: BE 634LGS1B is the left-hinged type.
- For Microwave Oven w/ Grill, Model No: BE 634RGS1B is the right-hinged type.
- V means such appliance(s) is/are provided and/or installed in the residential unit.
- 4/F is omitted.

備註 :

- 型號為BE634LGS1B的微波燒烤爐為左鉸型。
- 型號為BE634RGS1B的微波燒烤爐為右鉸型。
- V表示此設備於該住宅單位內提供及/或安裝。
- 不設4樓。

The vendor undertakes that if lifts or appliances of the specified brand name or model number are not installed in the Development, lifts or appliances of comparable quality will be installed.

賣方承諾如發展項目中沒有安裝指明的品牌名稱或產品型號的升降機或設備，便會安裝品質相若的升降機或設備。

Appliances Schedule
設備說明表

Location 位置	Appliance 設備	Brand 品牌	Model No. 型號	Tower 6A 第6A座																
				G/F 地下			1/F 1樓			2/F - 3/F, 5/F - 9/F 2樓至3樓, 5樓至9樓					10/F 10樓					
				C	D	E	B	C	D	E	A	B	C	D	E	A	B	C	D	E
Living Room, Dining Room, Master Bedroom, Bedroom 1, Bedroom 2 and Store (if applicable) 客廳、飯廳、主人睡房、 睡房1、睡房2及儲物房(如適用)	Split Type Air-conditioner Indoor Unit 分體式冷氣機(室內機)	Panasonic	CS-E18PKA	V	V	V	-	V	V	V	-	-	V	V	V	-	-	V	V	V
			CS-E24PKA	-	-	-	V	-	-	-	-	V	-	-	-	-	V	-	-	-
			CS-E9RKDW	V	V	V	V	V	V	V	-	V	V	V	V	-	V	V	V	V
			CS-MYE9PKZ	-	-	-	-	-	-	-	V	-	-	-	-	V	-	-	-	-
			CS-MYE18PKZ	-	-	-	-	-	-	-	V	-	-	-	-	V	-	-	-	-
	Split Type Air-conditioner Outdoor Unit 分體式冷氣機(室外機)	Panasonic	CU-E18PKA	V	V	V	-	V	V	V	-	-	V	V	V	-	-	V	V	V
			CU-E24PKA	-	-	-	V	-	-	-	-	V	-	-	-	-	V	-	-	-
			CU-2E18PBD	V	V	V	V	V	V	V	-	V	V	V	V	-	V	V	V	V
			CU-4E34PBZ	-	-	-	-	-	-	-	V	-	-	-	-	V	-	-	-	-
Doorphone 對講機	Urmet	miro	V	V	V	V	V	V	V	V	V	V	V	V	V	V	V	V		
Kitchen 廚房	Cooker hood 抽油煙機	SIEMENS 西門子	LI67SA530B	V	V	V	V	V	V	V	-	V	V	V	V	-	V	V	V	
		SIEMENS 西門子	LI97SA530B	-	-	-	-	-	-	-	V	-	-	-	-	V	-	-	-	
	Gas Hob (Wok Burner) 煤氣煮食爐(炒鑊用)	SIEMENS 西門子	ER326AB92X	V	V	V	V	V	V	V	V	V	V	V	V	V	V	V	V	
	Gas Hob (2-Burners) 煤氣煮食爐(雙爐頭)	SIEMENS 西門子	ER326BB90X	V	V	V	V	V	V	V	V	V	V	V	V	V	V	V	V	
	Steam Oven 蒸爐	SIEMENS 西門子	HB25D5L2	-	-	-	-	-	-	-	V	-	-	-	-	V	-	-	-	

Notes :

1. For Microwave Oven w/ Grill, Model No: BE 634LGS1B is the left-hinged type.
2. For Microwave Oven w/ Grill, Model No: BE 634RGS1B is the right-hinged type.
3. V means such appliance(s) is/are provided and/or installed in the residential unit.
4. 4/F is omitted.

備註 :

1. 型號為BE634LGS1B的微波燒烤爐為左鉸型。
2. 型號為BE634RGS1B的微波燒烤爐為右鉸型。
3. V表示此設備於該住宅單位內提供及/或安裝。
4. 不設4樓。

The vendor undertakes that if lifts or appliances of the specified brand name or model number are not installed in the Development, lifts or appliances of comparable quality will be installed.

賣方承諾如發展項目中沒有安裝指明的品牌名稱或產品型號的升降機或設備，便會安裝品質相若的升降機或設備。

Appliances Schedule
設備說明表

Location 位置	Appliance 設備	Brand 品牌	Model No. 型號	Tower 6A 第6A座																
				G/F 地下			1/F 1樓			2/F - 3/F, 5/F - 9/F 2樓至3樓, 5樓至9樓					10/F 10樓					
				C	D	E	B	C	D	E	A	B	C	D	E	A	B	C	D	E
Kitchen 廚房	Microwave Oven w/ Grill 微波燒烤爐	SIEMENS 西門子	BE634LGS1B/ BE634RGS1B	V	V	V	V	V	V	V	V	V	V	V	V	V	V	V	V	V
	Fridge Freezer 雪櫃連冰箱	SIEMENS 西門子	KI34NP60HK	V	V	V	V	V	V	V	V	V	V	V	V	V	V	V	V	V
	Washer Dryer 洗衣乾衣機	SIEMENS 西門子	WK14D321HK	V	V	V	V	V	V	V	V	V	V	V	V	V	V	V	V	V
	Gas Water Heater 煤氣熱水爐	TGC	TNJW221TFQL	-	-	-	-	-	-	-	V	-	-	-	-	V	-	-	-	-
		TGC	TNJW161TFQL	V	V	V	V	V	V	V	-	V	V	V	V	-	V	V	V	V
	Ventilation Fan 抽氣扇	Panasonic	FV-18NF3H	V	V	V	V	V	V	V	V	V	V	V	V	V	V	V	V	V
Heater Remote Controller (Gas) 熱水爐遙控器(煤氣)	TGC	RC-80K	V	V	V	V	V	V	V	V	V	V	V	V	V	V	V	V	V	
Master Bathroom 主人浴室	Ventilation Fan 抽氣扇	Panasonic	FV-15NS3H	-	-	-	-	-	-	-	V	-	-	-	-	V	-	-	-	-
	Heater Remote Controller (Gas) 熱水爐遙控器(煤氣)	TGC	RC-80BQ	-	-	-	-	-	-	-	V	-	-	-	-	V	-	-	-	-
Bathroom 浴室	Ventilation Fan 抽氣扇	Panasonic	FV-15NS3H	V	V	V	V	V	V	V	V	V	V	V	V	V	V	V	V	V
	Thermo Ventilator 浴室寶	Panasonic	FV-40BE2H	V	V	V	V	V	V	V	V	V	V	V	V	V	V	V	V	V
	Heater Remote Controller (Gas) 熱水爐遙控器(煤氣)	TGC	RC-80B	-	-	-	-	-	-	-	-	V	-	-	-	-	V	-	-	-
TGC		RC-80BQ	V	V	V	V	V	V	V	V	-	V	V	V	V	-	V	V	V	V

Notes :

1. For Microwave Owen w/ Grill, Model No: BE 634LGS1B is the left-hinged type.
2. For Microwave Owen w/ Grill, Model No: BE 634RGS1B is the right-hinged type.
3. V means such appliance(s) is/are provided and/or installed in the residential unit.
4. 4/F is omitted.

備註 :

1. 型號為BE634LGS1B的微波燒烤爐為左鉸型。
2. 型號為BE634RGS1B的微波燒烤爐為右鉸型。
3. V表示此設備於該住宅單位內提供及/或安裝。
4. 不設4樓。

The vendor undertakes that if lifts or appliances of the specified brand name or model number are not installed in the Development, lifts or appliances of comparable quality will be installed.

賣方承諾如發展項目中沒有安裝指明的品牌名稱或產品型號的升降機或設備，便會安裝品質相若的升降機或設備。

Potable and flushing water is supplied by Water Supplies Department.
Electricity is supplied by CLP Power Hong Kong Limited.
Towngas is supplied by The Hong Kong and China Gas Company Limited.

食水及沖廁水由水務署供應。
電力由中華電力有限公司供應。
煤氣由香港中華煤氣有限公司供應。

The Vendor will pay or has paid (as the case may be) all outstanding Government Rent payable for the specified residential properties from the date of the Land Grant up to and including the date of the Assignments of the specified residential properties.

賣方將會或已經(視屬何情況而定)繳付有關指明住宅物業由批地文件之日期起計直至該等指明住宅物業之轉讓契日期(包括該日)之地稅。

On the delivery of the vacant possession of the specified residential property to the Purchaser, the Purchaser is liable to reimburse the Vendor for the deposits for water, electricity and gas.

在向買方交付指明住宅物業在空置情況下的管有權時，買方須負責向賣方補還水、電力及煤氣的按金。

On that delivery, the Purchaser is liable to pay a debris removal fee to the manager (not the Vendor) of the Development.

在交付時，買方須向發展項目的管理人(而非賣方)支付清理廢料的費用。

As provided in the agreement for sale and purchase, the Vendor shall, at its own cost and as soon as reasonably practicable after receipt of a written notice served by the Purchaser within 6 months after the date of completion of the sale and purchase of any specified residential property of the Development, remedy any defects in such property, or its fittings, finishes or appliances as set out in the agreement for sale and purchase concerned, caused otherwise than by the act or neglect of the Purchaser.

按買賣合約規定，凡任何發展項目的指明住宅物業或於相關買賣合約列出之該物業內的裝置、裝修物料或設備有欠妥之處，而該欠妥之處並非由買方行為或疏忽造成，則賣方在接獲買方在買賣成交日期後的6個月內送達的書面通知後，須於合理地切實可行的範圍內，盡快自費作出補救。

A. The Land Grant requires the Owners of the residential properties in the Development to maintain slope at their own cost

1. The terms of the requirement:

(a) Cutting away

Special Condition No. (36) of New Grant No.21529 dated 27 February 2013 (the “Land Grant”) stipulates that:-

“(36) (a) Where there is or has been any cutting away, removal or setting back of any land, or any building-up or filling-in or any slope treatment works of any kind whatsoever, whether with or without the prior written consent of the Director, either within the lot or on any Government land, which is or was done for the purpose of or in connection with the formation, levelling or development of the lot or any part thereof or any other works required to be done by the Purchaser under these Conditions, or for any other purpose, the Purchaser shall at his own expense carry out and construct such slope treatment works, retaining walls or other support, protection, drainage or ancillary or other works as shall or may then or at any time thereafter be necessary to protect and support such land within the lot and also any adjacent or adjoining Government or leased land and to obviate and prevent any falling away, landslip or subsidence occurring thereafter. The Purchaser shall at all times during the term hereby agreed to be granted maintain at his own expense the said land, slope treatment works, retaining walls or other support, protection, drainage or ancillary or other works in good and substantial repair and condition to the satisfaction of the Director.

(b) Nothing in sub-clause (a) of this Special Condition shall prejudice the Government’s rights under these Conditions, in particular Special Condition No. (35) hereof.

(c) In the event that as a result of or arising out of any formation, levelling, development or other works done by the Purchaser or owing to any other reason, any falling away, landslip or subsidence occurs at any time, whether in or from any land, within the lot or from any adjacent or adjoining Government or leased land, the Purchaser shall at his own expense reinstate and make good the same to the satisfaction of the Director and shall indemnify the Government, its agents and contractors from and against all costs, charges, damages, demands and claims whatsoever which shall or may be made, suffered or incurred through or by reason of such falling away, landslip or subsidence.

(d) In addition to any other rights or remedies herein provided for breach of any of these Conditions, the Director shall be entitled by notice in writing to call upon the Purchaser to carry out, construct and maintain the said land, slope treatment works, retaining walls, or other support, protection, and drainage or ancillary or other works or to reinstate and make good any falling away, landslip or subsidence, and if the Purchaser shall neglect or fail to comply with the notice to the satisfaction of the Director within the period specified therein, the Director may forthwith execute and carry out any necessary works and the Purchaser shall on demand repay to the Government the cost thereof, together with any administrative or professional fees and charges.”

(b) Green Hatched Black Areas and Green Hatched Black Cross-hatched Red Area

Special Condition No. (37) of the Land Grant stipulates that:-

“(37)(a) The Purchaser shall at his own expense carry out and complete in all respects to the satisfaction of the Director such geotechnical investigations and such slope treatment, landslide preventive, mitigation and remedial works on the areas shown coloured green hatched black on the plan annexed hereto (hereinafter referred to as “the Green Hatched Black Areas”) and the Green Hatched Black Cross-hatched Red Area as the Director in his absolute discretion may require, and shall at all times during the term hereby agreed to be granted, at his own expense and in all respects to the satisfaction of the Director maintain the Green Hatched Black Areas and the Green Hatched Black Cross-hatched Red Area including all land, slope treatment works, earth-retaining structures, drainage and any

other works therein and thereon in good and substantial repair and condition. In the event that any landslip, subsidence or falling away occurs within the Green Hatched Black Areas and the Green Hatched Black Cross-hatched Red Area or any part or parts thereof at any time during the term hereby agreed to be granted, the Purchaser shall at his own expense reinstate and make good the same to the satisfaction of the Director together with any adjacent or adjoining areas which, in the opinion of the Director (whose decision shall be final and binding on the Purchaser), have also been affected. The Purchaser shall indemnify the Government, its agents and contractors from and against all claims, proceedings, costs, damages and expenses whatsoever incurred by reason of such landslip, subsidence or falling away. The Purchaser shall ensure at all times that there shall be no illegal excavation or dumping on the Green Hatched Black Areas and the Green Hatched Black Cross-hatched Red Area and, subject to the prior written approval of the Director, the Purchaser may erect fences or other barriers on the Green Hatched Black Areas for the prevention of such illegal excavation or dumping. In addition to any other rights or remedies the Government may have in respect of any breach of these Conditions, the Director may at any time by notice in writing call upon the Purchaser to carry out such geotechnical investigations, slope treatment, landslip preventive, mitigation and remedial works and to maintain, reinstate and make good any land, structure or works affected by such landslip, subsidence or falling away, and if the Purchaser shall neglect or fail to comply with such notice in all respects to the satisfaction of the Director within the period specified therein, the Director may, after the expiry of such period, execute and carry out the required works and the Purchaser shall on demand repay to the Government the cost thereof.

(b) For the avoidance of doubt and without prejudice to the provisions of sub-clause (a) of this Special Condition, the Purchaser shall not carry out any works including but not limited to geotechnical investigations, slope treatment, landslip preventive, mitigation and remedial works, and maintenance works on the Green Hatched Black Cross-hatched Red Area without the prior written approval of the Director.

(c) Notwithstanding sub-clause (a) of this Special Condition, the obligations and rights of the Purchaser in respect of the Green Hatched Black Areas and the Green Hatched Black Cross-hatched Red Area or any part or parts thereof under this Special Condition shall absolutely determine upon the Government giving to the Purchaser notice to that effect, and no claim whatsoever shall be made against the Government by the Purchaser in respect of any loss, damage, nuisance or disturbance suffered or any expense incurred as a result of such determination. However, such determination shall be without prejudice to any rights or remedies of the Government in respect of any antecedent breach, non-performance or non-observance of sub-clause (a) of this Special Condition.”

2. Each of the owners of the Development is obliged to contribute towards the costs of the maintenance work of the items mentioned in paragraph A1 above.

B. A plan that shows the Slope Structures (as defined in the DMC)



C. Owner's undertaking to maintain any slope in relation to the Development at the owner's own costs

Not applicable.

D. The Manager of the Development has the owners' authority to carry out the maintenance work

Under the DMC, the manager of the Development has the owners' authority to carry out the maintenance work.

A. 批地文件規定，該發展項目中的住宅物業的擁有人須自費維修斜坡

1. 該規定的條款：

(a) 削土

2013年2月27日的第21529號新批地規約（「批地文件」）特別條款第(36)條規定：-

「(36)(a) 如果該地段或任何政府土地現時或以往曾經為或因應該地段或其任何部分的構建、平整或發展而進行削土、移土或土地後移或堆積或堆填工程，或任何類型的斜坡整理工程，或買方按批地文件的條件需進行的任何其他工程，或為了任何其他目的，不論有否經署長事先書面同意，買方須自費進行及建造該等斜坡整理工程、擋土牆或其他支撐物、保護物、排水或輔助工程或現時或其後任何時候成為必要的其他工程，以便保護及支撐該地段及任何毗連或毗鄰政府土地或租用土地內的泥土，避免及防止今後發生任何泥土剝落、山泥傾瀉或土地下陷。買方須在批地文件約定批授的年期內自費保養該土地、斜坡整理工程、擋土牆或其他支撐物、保護物、排水或輔助工程或其他工程，使其保持修葺良好堅固及狀況良好，以達至署長滿意程度。

(b) 本特別條款(a)款的任何規定不得影響政府在批地文件的條件下的權利，尤其是批地文件特別條款第(35)條下的權利。

(c) 倘若買方進行任何構建、平整、發展工程或任何其他工程或基於任何其他原因而在任何時候引致或引起任何泥土剝落、山泥傾瀉或土地下陷，不論是發生在或來自該地段或任何毗連或相鄰的政府或租用土地的土地，買方均須自費將其恢復原狀及修復以達至署長滿意程度，並且須就因此或由此而將會或可能提出、蒙受或招致的一切費用、收費、損害賠償、要求及申索，向政府、其代理及承辦商作出彌償並確保他們免責。

(d) 除批地文件中規定在違反批地文件任何條件時享有的任何其他權利或補償外，署長有權發出書面通知要求買方進行、建造及保養上述的土地、斜坡整理工程、擋土牆或其他支撐物、保護物、排水或輔助工程或其他工程，或將任何泥土剝落、山泥傾瀉或土地下陷恢復原狀及修復。如果買方在通知指明的期限內忽略或沒有遵從該通知以達至署長滿意程度，署長可立即執行和進行任何必要的工程，而買方須應要求向政府償付有關的費用，連同任何行政與專業費用及收費。」

(b) 綠色黑斜線區域及綠色黑斜線間紅交叉線區域

批地文件特別條款第(37)條規定：-

「(37)(a) 買方須自費於批地文件附錄的圖則上以綠色黑斜線顯示的區域（以下稱「綠色黑斜線區域」）及綠色黑斜線間紅交叉線區域進行並完成按署長絕對酌情要求的岩土工程勘察、斜坡整理工程、山泥傾瀉防止、緩解和補救工程，以在各方面達至署長滿意程度，並在批地文件批授的整個年期內所有時候自費保養綠色黑斜線區域及綠色黑斜線間紅交叉線區域，包括於其內及其上的所有土地、斜坡整理工程、擋土構築物、排水及任何其他工程，使其保持修葺良好堅固和狀況良好，以達至署長在各方面滿意程度。倘若批地文件批授的整個年期內任何時候於綠色黑斜線區域及綠色黑斜線間紅交叉線區域內或其任何部分發生任何山泥傾瀉、土地下陷或泥土剝落，買方須自費將其連同署長認為受到影響的任何毗連或毗鄰範圍（署長所作決定為最終決定及對買方具有約束力）恢復原狀及修復以達至署長滿意程度，並且須就由此而招致的一切申索、法律程序、費用、損害賠償及開支，向政府、其代理及承辦商作出彌償並確保他們免責。買方須在所有時候確保沒有非法挖掘或傾倒於綠色黑斜線區域及綠色黑斜線間紅交叉線區域上，及經署長的事先書面同意，買方可於綠色黑斜線區域興建圍欄或其他屏障預防止非法挖掘或傾倒。除批地文件中規定在違反批地文件任何條件時享有的任何其他權利或補償外，署長有權發出書面通知要求買方進行該等岩土工程勘察、斜坡整理工程、山泥傾瀉防止、緩解和補救工程，及保養及將任何受到山泥傾瀉、土地下陷或泥土剝落影響的任何土地、構築物或工程恢復原狀及修復，及如果買方在通知指

明的期限內忽略沒有遵從該通知以在各方面達至署長滿意程度，署長可在該期限屆滿後執行和進行必要的工程，而買方須應要求向政府償付有關的費用。

(b) 為免生疑問及在不影響本特別條款第(a)款的規定下，未經署長事先書面批准，買方不得於綠色黑斜線間紅交叉線區域進行任何工程，包括但不限於岩土工程勘察、斜坡整理工程、山泥傾瀉防止、緩解和補救工程，及保養工程。

(c) 即使本特別條款第(a)款有任何規定，買方於本特別條款就綠色黑斜線的區域及綠色黑斜線間紅交叉線區域或其任何部分的義務和權利，須在政府給予買方有關通知時絕對終止，而買方不得就任何因該等終止而蒙受的任何損失、損害、滋擾或干擾或招致的任何開支向政府提出索償。然而，該等終止不得損害政府就本特別條款第(a)款的任何先前違反、不履行或不遵守的任何權利或補償。」

2. 該發展項目的每名擁有人均須分擔上文第A1段所述的維修工程項目的費用。

B. 顯示斜坡構築物（定義見公契）的圖則



C. 擁有人自費就該發展項目維修任何斜坡的承諾
不適用。

D. 該發展項目的管理人獲擁有人授權進行維修工程
根據公契的規定，該發展項目的管理人獲擁有人授權進行維修工程。

There is no on-going application to the Government for a modification of the Government Grant for this Development.

本發展項目現時並沒有向政府提出申請修訂批地文件。

In respect of any flat roof forming part of a Flat (as defined in the DMC), the manager will have the right to operate and have access to the airspace above the flat roof, or the parapet walls of the flat roof, a tracked telescopic jib gondola and/or any jib, davit arm, other equipment or device of management, vertical passenger hoists(s) and building maintenance equipment to cleanse, maintain, repair, renovate, decorate, improve and/or replace any part of any exterior of the Development, and to remain temporarily over the said airspace for inspecting, rebuilding, repairing, renewing, maintaining, cleaning, painting or decorating the Common Areas and Facilities (as defined in the DMC) of the Development.

如任何平台構成單位（定義見公契）的一部分，管理人有權出入及在平台或平台的護牆上空操作履帶式伸縮臂吊船及/ 或任何吊臂、吊艇架臂、其他管理設備或裝置、垂直載人吊重機及大廈保養設備，以清潔、保養、維修、翻新、裝飾、改善及/ 或更換該發展項目任何外部的任何部分，以及暫時停留在該上空以便檢查、重建、維修、翻新、保養、清潔、油漆或裝飾該發展項目的公用地方及設施（定義見公契）。

The address of the website designated by the Vendor for the Development for the purposes of Part 2 of the Residential Properties (First-hand Sales) Ordinance: www.napahk.com.hk

賣方為施行《一手住宅物業銷售條例》第2部而就發展項目指定的互聯網網站的網址：www.napahk.com.hk

Breakdown of GFA Concessions Obtained for All Features 獲寬免總樓面面積的設施分項

Latest information on breakdown of GFA concessions as shown on the general building plans submitted to and approved by the Building Authority (BA) prior to the printing of the sales brochure is tabulated below. Information marked (#) may be based on information provided by the authorized person if the sales brochure is printed prior to submission of the final amendment plans to the BA. The breakdown of GFA concessions may be subject to further changes until final amendment plans are submitted to and approved by the BA prior to the issuance of the occupation permit for the development.

於印製售樓說明書前呈交予並已獲建築事務監督批准的一般建築圖則上有關總樓面面積寬免的分項的最新資料，請見下表。如印製售樓說明書時尚未呈交最終修訂圖則予建築事務監督，則有(#)號的資料可以由認可人士提供的資料作為基礎。直至最終修訂圖則於發出佔用許可證前呈交予並獲建築事務監督批准前，以下分項資料仍可能有所修改。

	Area (m ²) 面積 (平方米)
Disregarded GFA under Building (Planning) Regulations 23(3)(b) 根據《建築物(規劃)規例》第23(3)(b)條不計算的總樓面面積	
1(#)	Carpark and loading/ unloading area excluding public transport terminus 停車場及上落客貨地方 (公共交通總站除外)
2	Plant rooms and similar services 機房及相類設施
2.1(#)	Mandatory feature or essential plant room, area of which is limited by respective Practice Notes for Authorized Persons, Registered Structural Engineers and Registered Geotechnical Engineers (PNAP) or regulation such as lift machine room, telecommunications and broadcasting (TBE) room, refuse storage and material recovery chamber, etc. 所佔面積受相關《認可人士、註冊結構工程師及註冊岩土工程師作業備考》或規例限制的強制性設施或必要機房，例如升降機機房、電訊及廣播設備室、垃圾及物料回收房等
2.2(#)	Mandatory feature or essential plant room, area of which is NOT limited by any PNAP or regulation such as room occupied solely by fire services installations (FSI) and equipment, meter room, transformer room, potable and flushing water tank, etc. 所佔面積不受任何《認可人士、註冊結構工程師及註冊岩土工程師作業備考》或規例限制的強制性設施或必要機房，例如僅供消防裝置及設備佔用的房間、電錶房、電力變壓房、食水及鹹水缸等
2.3(#)	Non-mandatory or non-essential plant room such as air-conditioning plant room, air handling unit (AHU) room, etc. 非強制性或非必要機房，例如空調機房、風櫃房等

Green Features under Joint Practice Notes 1 and 2 根據聯合作業備考第1及第2號提供的環保設施		
3(#)	Balcony 露台	764.465
4(#)	Wider common corridor and lift lobby 加闊的公用走廊及升降機大堂	240.232
5	Communal sky garden 公用空中花園	-
6	Acoustic fin 隔聲鰭	-
7	Wing wall, wind catcher and funnel 翼牆、捕風器及風斗	-
8(#)	Non-structural prefabricated external wall 非結構預製外牆	363.847
9	Utility platform 工作平台	111.000
10	Noise barrier 隔音屏障	-
Amenity Features 適意設施		
11(#)	Counter, office, store, guard room and lavatory for watchman and management staff, Owners' Corporation Office 供保安人員和管理處員工使用的櫃檯、辦公室、儲物室、警衛室和廁所、業主立案法團辦公室	63.866
12(#)	Residential recreational facilities including void, plant room, swimming pool filtration plant room, covered walkway etc serving solely the recreational facilities 住宅康樂設施，包括僅供康樂設施使用的中空、機房、游泳池的濾水器機房、有蓋人行道等	1573.610
13(#)	Covered landscaped and play area 有上蓋的園景區及遊樂場	-
14(#)	Horizontal screens/ covered walkways, trellis 橫向屏障/有蓋人行道、花棚	-
15(#)	Larger lift shaft 擴大升降機井道	17.162
16	Chimney shaft 煙囪管道	-

17	Other non-mandatory or non-essential plant room, such as boiler room, satellite master antenna television (SMATV) room 其他非強制性或非必要機房，例如鍋爐房、衛星電視共用天線房	7.920
18(#)	Pipe duct, air duct for mandatory feature or essential plant room 強制性設施或必要機房所需的管槽、氣槽	22.838
19(#)	Pipe duct, air duct for non-mandatory or non-essential plant room 非強制性設施或非必要機房所需的管槽、氣槽	-
20	Plant room, pipe duct, air duct for environmentally friendly system and feature 環保系統及設施所需的機房、管槽及氣槽	64.325
21	Void in duplex domestic flat and house 複式住宅單位及洋房的中空	-
22	Projections such as air-conditioning box and platform with a projection of more than 750mm from the external wall 伸出物，如空調機箱及伸出外牆超過750毫米的平台	-
Other Exempted Items 其他項目		
23(#)	Refuge floor including refuge floor cum sky garden 庇護層，包括庇護層兼空中花園	-
24(#)	Other projections 其他伸出物	-
25	Public transport terminus 公共交通總站	-
26	Party structure and common staircase 共用構築物及樓梯	-
27(#)	Horizontal area of staircase, lift shaft and vertical duct solely serving floor accepted as not being accountable for GFA 僅供獲接納不計入總樓面面積的樓層使用的樓梯、升降機槽及垂直管道的水平面積	773.518
28	Public passage 公眾通道	-
29	Covered set back area 因建築物後移導致的覆蓋面積	-
Bonus GFA 額外總樓面面積		
30	Bonus GFA 額外總樓面面積	-

Note: The above table is based on the requirements as stipulated in the Practice Note for Authorized Persons, Registered Structural Engineers and Registered Geotechnical Engineers ADM-2 issued by the Buildings Department. The Buildings Department may revise such requirements from time to time as appropriate.

註：上述表格是根據屋宇署所發出的《認可人士、註冊結構工程師及註冊岩土工程師作業備考》ADM-2規定的要求而制訂的。屋宇署會按實際需要不時更改有關要求。

Environmental Assessment of the Building
建築物的環境評估Estimated energy performance or consumption for the common parts of the development
發展項目的公用部分的預計能量表現或消耗

Latest information on the estimated energy performance or consumption for the common parts of the development as submitted to the Building Authority prior to the printing of the sales brochures:
於印製售樓說明書前呈交予建築事務監督發展項目的公用部份的預計能量表現或消耗的最近期資料：

Part I 第I部分					
Provision of Central Air Conditioning 提供中央空調		NO 否			
Provision of Energy Efficient Features 提供具能源效益的設施		YES 是			
Energy Efficient Features proposed: 擬安裝的具能源效益的設施：-		High efficiency A/C Units 高效空調機組			
Part II: The predicted annual energy use of the proposed building / part of building (Note 1) 第II部分:擬興建樓宇/部分樓宇預計每年能源消耗量(註腳1) :-					
Location 位置	Internal Floor Area Served (m ²) 使用有關裝置的內部樓面面積(平方米)	Annual Energy Use of Baseline Building (Note 2) 基線樓宇(註腳2)每年能源消耗量		Annual Energy Use of Proposed Building 擬興建樓宇每年能源消耗量	
		Electricity kWh / m ² / annum 電力 千瓦小時/平方米/年	Town Gas / LPG unit / m ² / annum 煤氣/石油氣 用量單位/平方米/年	Electricity kWh / m ² / annum 電力 千瓦小時/平方米/年	Town Gas / LPG unit / m ² / annum 煤氣/石油氣用量單位/ 平方米/年
Area served by central building services installation (Note3) 有使用中央屋宇裝備裝置(註腳3)的部分	17738	326.5	0.0	197.9	0.0
Part III: The following installation(s) is/are* designed in accordance with the relevant Codes of Practices published by the Electrical & Mechanical Services Department (EMSD) 第III部分:以下裝置乃按機電工程署公布的相關實務守則設計 :-					
Type of Installations 裝置類型	YES 是	NO 否	N/A 不適用		
Lighting Installations 照明裝置	✓				
Air Conditioning Installations 空調裝置	✓				
Electrical Installations 電力裝置	✓				
Lift & Escalator Installations 升降機及自動梯的裝置	✓				
Performance-based Approach 以總能源為本的方法			✓		

Notes:

1. In general, the lower the estimated "Annual Energy Use" of the building, the more efficient of the building in terms of energy use. For example, if the estimated "annual energy use of proposed building" is less than the estimated "annual energy use of baseline building", it means the predicted use of energy is more efficient in the proposed building than in the baseline building. The larger the reduction, the greater the efficiency.

The predicted annual energy use, in terms of electricity consumption (kWh/m²/annum) and town gas/LPG consumption (unit/m²/annum), of the development by the internal floor area served, where: (a) "total annual energy use" has the same meaning of "annual energy use" under Section 4 and Appendix 8 of the BEAM Plus for New Buildings (current version); and (b) "internal floor area", in relation a building, a space or a unit means the floor area of all enclosed space measured to the internal faces of enclosing external and/or party walls.

2. "Baseline Building" has the same meaning as "Baseline Building Model (zero-credit benchmark)" under Section 4 and Appendix 8 of the BEAM Plus for New Building (current version).
3. "Central Building Services Installation" has the same meaning as that in the Code of Practice for Energy Efficiency of Building Services Installations in Buildings (February 2010 edition) (Draft).

註腳:

1. 一般而言，一棟樓宇的預計“每年能源消耗量”愈低，其節約能源的效益愈高。如一棟樓宇預計的“每年能源消耗量”低於該樓宇的“基線樓宇每年能源消耗量”，則代表預計該樓宇的能源應用較其基線樓宇有效，削減幅度愈大則代表有關樓宇能源節約的效益愈高。

預計每年能源消耗量[以耗電量(千瓦小時/平方米/年)及煤氣/石油氣消耗量(用量單位/平方米/年)計算]，指將發展項目的每年能源消耗總量除以使用有關裝置的內部樓面面積所得出的商，其中：-

- (a) “每年能源消耗量”與新建樓宇 BEAM Plus 標準(現行版本)第 4 節及附錄 8 中的「年能源消耗」具有相同涵義；及
 - (b) 樓宇、空間或單位的“內部樓面面積”，指外牆及/或共用牆的內壁之內表面起量度出來的樓面面積。
2. “基準樓宇”與新建樓宇 BEAM Plus 標準(現行版本)第 4 節及附錄 8 中的“基準建築物模式(零分標準)”具有相同涵義。
 3. “中央屋宇裝備裝置”與樓宇的屋宇裝備裝置能源效益實務守則(2010年2月版)(草稿)中的涵義相同。

The approved general building plans of this development are not subject to the requirement stipulated in the Practice Note for Authorized Persons, Registered Structural Engineers and Registered Geotechnical Engineers APP-151 issued by the Building Authority. Environmental assessment and information on the estimated energy performance or consumption for the common parts of this development were not required to be submitted to the Building Authority as a prerequisite for the granting of gross floor area concessions.

本發展項目的經批准一般建築圖則不受由建築事務監督發出的《認可人士、註冊結構工程師及註冊岩土工程師作業備考》APP-151 規定規限。本發展項目的環境評估及公用部份的預計能量表現或消耗的資料無須呈交建築事務監督，以作為批予總樓面面積寬免的先決條件。

INFORMATION REQUIRED BY THE DIRECTOR OF LANDS TO BE SET OUT IN THE SALES BROCHURE AS A CONDITION FOR GIVING THE PRESALE CONSENT

1. The purchaser is required to agree with the vendor in the Agreement for Sale and Purchase to the effect that other than entering into a mortgage or charge, the purchaser will not nominate any person to take up the Assignment of the Residential Unit or the Parking Space specified in the Agreement for Sale and Purchase, sub-sell that Residential Unit or Parking Space or transfer the benefit of the Agreement for Sale and Purchase of that Residential Unit or Parking Space in any manner whatsoever or enter into any agreement so to do before completion of the sale and purchase and execution of the Assignment.
2. If the vendor, at the request of the purchaser under an Agreement for Sale and Purchase, agrees (at its own discretion) to cancel the Agreement for Sale and Purchase or the obligations of the purchaser under the Agreement for Sale and Purchase, the vendor is entitled to retain a sum of five percent (5%) of the total purchase price of the Residential Unit or the Parking Space specified in the Agreement for Sale and Purchase and the purchaser will in addition pay or reimburse (as the case may be) to the vendor all legal costs, charges and disbursements (including any stamp duty) in connection with the cancellation of the Agreement for Sale and Purchase.
3. The vendor will pay or has paid (as the case may be) all outstanding Government rent in respect of the land on which the Development is in the course of being erected, from the date of the Land Grant up to and including the date of the respective Assignments to the purchasers.
4. The purchaser who has signed an Agreement for Sale and Purchase has the right of access to and will, upon his request, be provided with a hard copy of an updated record of information as to the total construction costs and the total professional fees to complete the Development as well as the total construction costs and the total professional fees expended and paid as at the end of the calendar month preceding the month at which the request is made subject to payment of a nominal fee of not more than HK\$100 per request.
5. For information relating to the Green Area (as defined in Special Condition No.(2)(a)(i)(I) of the Land Grant), please refer to the sections on “Summary of Land Grant” and “Information on Public Facilities and Public Open Spaces” in this sales brochure.
6. For information relating to the Green Stippled Black Area (as defined in Special Condition No.(2)(b)(i)(I) of the Land Grant), please refer to the sections on “Summary of Land Grant” and “Information on Public Facilities and Public Open Spaces” in this sales brochure.
7. For information relating to the Green Hatched Black Cross-hatched Red Area, the Brown Cross-hatched Red Areas, the Pink Cross-hatched Red Area and the Pink Cross-hatched Red Stippled Black Area (all as defined in Special Condition No.(6)(a) of the Land Grant), please refer to the sections on “Summary of Land Grant”, “Maintenance of Slopes” and “Information on Public Facilities and Public Open Spaces” in this sales brochure.
8. For information relating to the Brown Areas (as defined in Special Condition No.(6)(b) of the Land Grant), please refer to the sections on “Summary of Land Grant” and “Information on Public Facilities and Public Open Spaces” in this sales brochure.

地政總署署長作為給予預售樓花同意書的條件而規定於售樓說明的資料


1. 買方須與賣方於正式買賣合約協議，除可用作按揭或押記外，買方不會於完成正式買賣合約之成交及簽立轉讓契之前，以任何方式或訂立任何協議，以達至提名任何人士接受轉讓正式買賣合約所指定的住宅物業或停車位，或轉讓該住宅物業或停車位，或轉移該住宅物業或停車位的正式買賣合約的權益。
2. 如正式買賣合約的買方有此要求，並獲賣方（按其自己的酌情決定）同意之情況下取消正式買賣合約或買方於該正式買賣合約所承擔之責任，賣方有權保留相等於該正式買賣合約所指定的住宅物業或停車位總售價百份之五的款項。同時買方亦須額外付予賣方或付賣方（視屬何情況而定）全部就取消該正式買賣合約須付之律師費、收費及代墊付費用（包括任何須繳付之印花稅）。
3. 賣方將會支付或已經支付（視屬何情況而定）由批地文件之日期起直至有關個別買方簽署轉讓契之日（包括簽署轉讓契當日）止，所有有關該正在興建的發展項目所處地段的地稅。
4. 已簽署正式買賣合約的買方有權要求獲得一份有關完成興建發展項目日期數所需的建築費用及專業費用總額的最新資料，以及直至該要求提出時的上一個公曆月底為止已動用及支付的建築費用及專業費用總額，並可於該要求提出及在支付不超過港幣一百元象徵式費用後獲得提供該資料的副本。
5. 關於批地文件特別條款第(2)(a)(i)(I)條提述的「綠色區域」的資料：請參閱本售樓說明書之以下兩節：「批地文件的摘要」及「公共設施及公眾休憩用地的資料」。
6. 關於批地文件特別條款第(2)(b)(i)(I)條提述的「綠色加黑點區域」的資料：請參閱本售樓說明書之以下兩節：「批地文件的摘要」及「公共設施及公眾休憩用地的資料」。
7. 關於批地文件特別條款第(6)(a)條提述的「綠色黑斜線間紅交叉線區域」、「棕色間紅交叉線區域」、「粉紅色間紅交叉線區域」及「粉紅色間紅交叉線加黑點區域」的資料：請參閱本售樓說明書之以下三節：「批地文件的摘要」、「斜坡維修」及「公共設施及公眾休憩用地的資料」。
8. 關於批地文件特別條款第(6)(b)條提述的「棕色區域」的資料：請參閱本售樓說明書之以下兩節：「批地文件的摘要」及「公共設施及公眾休憩用地的資料」。
9. 關於批地文件特別條款第(6)(b)(i)條提述的「現有通道1」的資料：請參閱本售樓說明書之以下兩節：「批地文件的摘要」及「公共設施及公眾休憩用地的資料」。
10. 關於批地文件特別條款第(6)(b)(ii)條提述的「現有通道2」的資料：請參閱本售樓說明書之以下兩節：「批地文件的摘要」及「公共設施及公眾休憩用地的資料」。
11. 關於批地文件特別條款第(6)(c)(i)條提述的「現有通道3」的資料：請參閱本售樓說明書之以下兩節：「批地文件的摘要」及「公共設施及公眾休憩用地的資料」。

9. For information relating to the Existing Passageway 1 (as defined in Special Condition No.(6)(b)(i) of the Land Grant), please refer to the sections on “Summary of Land Grant” and “Information on Public Facilities and Public Open Spaces” in this sales brochure.
10. For information relating to the Existing Passageway 2 (as defined in Special Condition No.(6)(b)(ii) of the Land Grant), please refer to the sections on “Summary of Land Grant” and “Information on Public Facilities and Public Open Spaces” in this sales brochure.
11. For information relating to the Existing Passageway 3 (as defined in Special Condition No.(6)(c)(i) of the Land Grant), please refer to the sections on “Summary of Land Grant” and “Information on Public Facilities and Public Open Spaces” in this sales brochure.
12. For information relating to the Green Hatched Black Areas (as defined in Special Condition No.(37)(a) of the Land Grant), please refer to the sections on “Summary of Land Grant” and “Maintenance of Slopes” in this sales brochure.
13. According to Special Condition No.(10)(g)(i) of the Land Grant, the total number of residential units in the Development shall not be less than 460 and shall not be more than 480.
14. Clause 45 of the Third Schedule to the latest draft deed of mutual covenant incorporating a management agreement in respect of the Development provides as follows:-
“Restrictions on the number of Residential Units
 No Owner shall carry out or permit or suffer to be carried out any works in connection with any Residential Unit, including, but not limited to demolition or alteration of any partition wall or any floor or roof slab or any partition structure, which will result in such Residential Unit being internally linked to and accessible from any adjoining or adjacent Residential Unit.”
15. A total number of 460 residential units are provided in the Development.
12. 關於批地文件特別條款第(37)(a)條提述的「綠色黑斜線區域」的資料：請參閱本售樓說明書之以下兩節：「批地文件的摘要」及「斜坡維修」。
13. 根據批地文件特別條款第(10)(g)(i)條，發展項目住宅單位總數最少為460個、最多為480個。
14. 發展項目的公共契約及管理協議的最新擬稿的附表3第45條有以下條款：
「限制住宅單位的數目
 每名業主不得進行或允許或容受進行任何與任何住宅單位有關連而會導致該住宅單位與任何毗鄰或毗連住宅單位內部相通及可從任何毗鄰或毗連住宅單位到達的工程，包括但不限於任何間隔牆、任何地板或天花板或任何間隔牆構建物的拆卸或改動。」
15. 發展項目總共提供460個住宅單位。

Date on which this Sales Brochure was printed
5 October 2016

There may be future changes to the Development and the surrounding areas.
發展項目及其周邊地區日後可能出現改變。

本售樓說明書印製日期
2016年10月5日



Examination record 檢視記錄

Examination / Revision Date 檢視 / 修改日期	Page Number in version with Print Date on 5th October 2016 2016年10月5日印製之版本之頁次	Page Number in revised version with Examination Date on 18th October 2016 2016年10月18日檢視之版本之頁次	Revision Made 所作修改
18 October 2016 2016年10月18日	15	15	Information on Design of the Development is revised 修改發展項目的設計的資料
	179,189,191	179,189,191	Floor plans of residential properties in the development are revised 修改發展項目的住宅物業的樓面平面圖
	213	213	Area of Residential Properties in the Development is revised 修改發展項目中的住宅物業的面積
	324	324	Fittings, finishes and appliances is revised 修改裝置、裝修物料及設備
Examination / Revision Date 檢視 / 修改日期	Page Number in version with Print Date on 18th October 2016 2016年10月18日印製之版本之頁次	Page Number revised version with Examination Date on 16th January 2017 2017年1月16日檢視之版本之頁次	Revision Made 所作修改
16 January 2017 2017年1月16日	19	19	Location Plan of the Development is revised 修改發展項目的所在位置圖
	23	23	Layout Plan of the Development is revised 修改發展項目的布局圖
	43,67,69,77,79,87,95,97,145,155,165,167,169,173,183,185	43,67,69,77,79,87,95,97,145,155,165,167,169,173,183,185	Floor plans of residential properties in the development are revised 修改發展項目的住宅物業的樓面平面圖
	281-311	281-311	Elevation are revised 修改發展項目的住宅物業的立面圖

Examination / Revision Date 檢視 / 修改日期	Page Number in version with Print Date on 16th January 2017 2017年1月16日印製之版本之頁次	Page Number in revised version with Examination Date on 13th April 2017 2017年4月13日檢視之版本之頁次	Revision Made 所作修改
13 April 2017 2017年4月13日	19	19	Location plan of the Development is revised 修改發展項目的所在位置圖
	27,29,31,33,35,37,39,41,43,45,47,49,51,53,55,57,59,61,63,65,67,69,71,73,75,77,79,81,83,85,87,89,91,93,95,97,99,101,103,105,107,109,111,113,115,117,119,121,123,125,127,129,131,133,135,137,139,141,143,145,147,155,157,163,173,177,183	27,29,31,33,35,37,39,41,43,45,47,49,51,53,55,57,59,61,63,65,67,69,71,73,75,77,79,81,83,85,87,89,91,93,95,97,99,101,103,105,107,109,111,113,115,117,119,121,123,125,127,129,131,133,135,137,139,141,143,145,147,155,157,163,173,177,183	Floor plans of residential properties in the development are revised 修改發展項目的住宅物業的樓面平面圖
	298,299	298,299	Elevation are revised 修改發展項目的住宅物業的立面圖
Examination / Revision Date 檢視 / 修改日期	Page Number in version with Print Date on 13th April 2017 2017年4月13日印製之版本之頁次	Page Number revised version with Examination Date on 12th July 2017 2017年7月12日檢視之版本之頁次	Revision Made 所作修改
12 July 2017 2017年7月12日	316,316A,317	316,316A,317	Fittings, Finishes and Appliances are revised 修改裝置、裝修物料及設備
	332,337,338,339,340,341	332,337,338,339,340,341	Fittings, Finishes and Appliances are revised 修改裝置、裝修物料及設備

Examination record 檢視記錄

Examination / Revision Date 檢視 / 修改日期	Page Number in version with Print Date on 12th July 2017 2017年7月12日印 製之版本之頁次	Page Number in revised version with Examination Date on 11th October 2017 2017年10月11日檢 視之版本之頁次	Revision Made 所作修改
11th October 2017 2017年10月11日	2,3,4,5	2,3,4,5	“Notes to Purchasers of First-hand Residential Properties” is updated according to the latest version issued by the Sales of First-hand Residential Properties Authority 根據一手住宅物業銷售監管局最新發出的版本更新 “一手住宅物業買家須知”
	-	5A,5B (additional pages) (加頁)	“Notes to Purchasers of First-hand Residential Properties” is updated according to the latest version issued by the Sales of First-hand Residential Properties Authority and is added in these pages 根據一手住宅物業銷售監管局最新發出的版本更新 “一手住宅物業買家須知” 及增添至此頁
	10,14	10,14	Information on Design of the Development is revised 修改發展項目設計的資料
	18	18	Information on Property Management is revised 修改物業管理的資料
	19	19	Location Plan of the Development is revised 修改發展項目的所在位置圖
	20	20	Aerial Photograph of the Development is revised 修改發展項目的鳥瞰照片
	23	23	Layout Plan of the Development is revised 修改發展項目的布局圖
	313	313	Information on Inspection of Plans and Deed of Mutual Covenant is revised 修改閱覽圖則及公契的資料
	323	323	Information on Fittings, Finishes and Appliances is revised 修改裝置、裝修物料及設備的資料
	387,389	387,389	Information on Maintenance of Slopes is revised 修改斜坡維修的資料
391,392	391,392	Information in application for concession on gross floor area of building is revised 修改申請建築物總樓面面積寬免的資料	

