

# FITTINGS, FINISHES AND APPLIANCES

## 裝置、裝修物料及設備

### 1. Exterior finishes

Item	Description
(a) External wall	<p><b>External wall of tower</b> Curtain wall, glass claddings, aluminum claddings, natural stone claddings and ceramic tiles.</p> <p><b>External wall of podium</b> Glass wall, aluminum claddings, natural stone claddings, artificial granite tiles and ceramic tiles.</p> <p><b>External wall of house</b> Glass wall, glass claddings, aluminum claddings, natural stone claddings and ceramic tiles.</p>
(b) Window	<p>Windows in living/dining rooms, bedrooms, stores (if windows installed) and bathrooms (curtain wall location) fitted with fluorocarbon coated aluminum frame and with Insulated Glazing Unit (IGU).</p> <p>Windows in bathrooms (non-curtain wall location) fitted with fluorocarbon coated aluminum frame and with acid-etched glazing.</p> <p>Windows in kitchens fitted with fluorocarbon coated aluminum frame and with glazing.</p> <p>Windows in utility rooms and lavatories (if windows installed) fitted with fluorocarbon coated aluminum frame and with glazing.</p>
(c) Bay window	<p>Reinforced concrete bay windows.</p> <p>Window sill finished with reconstituted stones.</p>
(d) Planter	Planter walls finished with natural stones and artificial granite tiles.
(e) Verandah or balcony	<p>Balconies fitted with glass balustrade. Floors finished with natural stones. Walls finished with natural stone claddings and aluminum claddings. Ceiling finished with aluminum panel.</p> <p>Balconies covered. (Except for balconies at Unit A at 27/F of Tower 6 and Unit A, C &amp; D at 27/F of Tower 8).</p> <p>There is no verandah.</p>
(f) Drying facilities for clothing	Not provided.

### 2. Interior finishes

Item	Description
(a) Lobby	<p><b>Tower entrance lobby at 3/F &amp; shuttle lift lobby at B/F-3/F:</b> Floors finished with natural stones on exposed surfaces. Walls finished with natural stones, stainless steel, glass, veneer and leather on exposed surfaces. Ceiling finished with gypsum board and stainless steel.</p> <p><b>Private lift lobby of residential units:</b> Floors finished with natural stones on exposed surfaces. Walls finished with natural stones, stainless steel, glass, veneer and leather on exposed surfaces.</p> <p>For the following unit, walls finished with natural stone, glass, veneer and faux feather on exposed surfaces : Unit A at 9/F of Tower 6.</p> <p>For the following unit, walls finished with natural stone, stainless steel, glass and mirror panel on exposed surfaces : Unit D at 7/F of Tower 7.</p> <p>For the following unit, walls finished with natural stone, stainless steel, mirror panel, glass and faux leather on exposed surfaces : Unit D at 12/F of Tower 7.</p> <p>For the following units, ceiling finished with gypsum board, stainless steel and mirror: Unit A at 26/F of Tower 6; Unit C at 26/F &amp; 27/F of Tower 6 (Duplex); All Units at 28/F-Roof of Tower 6 (Duplex); Unit C &amp; D at 27/F &amp; 28/F of Tower 7 (Duplex); Unit A at 28/F &amp; 29/F of Tower 7 (Duplex); All Units at 30/F-Roof of Tower 7 (Duplex); All Units at 28/F-29/F of Tower 8 (Duplex); All Units at 30/F-Roof of Tower 8 (Duplex).</p> <p>For the following unit, ceiling finished with gypsum board and veneer : Unit A at 9/F of Tower 6.</p> <p>For other units, ceiling finished with gypsum board.</p> <p><b>Fireman's lift lobby (service lift lobby) in Towers:</b> Floors and skirtings finished with porcelain tiles. Walls finished with paint. Ceilings finished with aluminum panel.</p> <p><b>Car park entrance area of houses:</b> Floors finished with natural stones on exposed surfaces. Walls finished with natural stones, stainless steel, glass and veneer on exposed surfaces. Ceiling finished with gypsum board and stainless steel.</p>



## FITTINGS, FINISHES AND APPLIANCES

### 裝置、裝修物料及設備

#### 2. Interior finishes

Item	Description
(b) Internal wall and ceiling	<p><b>Living/dining room and bedroom:</b> Walls and ceilings finished with emulsion paint. Gypsum board bulkhead and false ceiling finished with emulsion paint.</p> <p>For the following unit, gypsum board bulkhead and false ceiling finished with emulsion paint and mirror : Unit A at 9/F of Tower 6.</p> <p>For the following unit, gypsum board bulkhead and false ceiling finished with emulsion paint and wallpaper panel : Unit D at 7/F of Tower 7.</p> <p>For the following unit, gypsum board bulkhead and false ceiling finished with emulsion paint and lacquer panel : Unit D at 12/F of Tower 7.</p> <p>For the following units, walls at living/dining rooms partially finished with natural stones: Unit A at 5/F - 8/F, 10/F - 12/F, 15/F - 23/F, 25/F and 27/F of Tower 6; Units C &amp; D at 5/F - 6/F, 8/F - 11/F, 15/F - 23/F and 25/F - 26/F of Tower 7; Units C at 7/F &amp; 12/F of Tower 7; Unit D at 6/F - 12/F, 15/F - 23/F &amp; 25/F - 27/F of Tower 8.</p> <p>For the following unit, walls at living/dining rooms finished with natural stone, veneer, faux leather, fabric panel, mirror panel and stainless steel trim on exposed surfaces : Unit A at 9/F of Tower 6.</p> <p>For the following unit, walls at living/dining rooms finished with natural stones, stainless steel trim, veneer and feature glass panel on exposed surfaces : Unit D at 7/F of Tower 7.</p> <p>For the following unit, walls at living/dining rooms finished with natural stones, stainless steel trim, fabric panel, mirror panel and faux leather on exposed surfaces : Unit D at 12/F of Tower 7.</p> <p>For the following unit, walls at Master bedroom finished with wallpaper, faux leather, veneer and painted feature panel on exposed surfaces ; Bedroom 2 finished with wallpaper, mirror panel and veneer on exposed surfaces ; Bedroom 3 finished with veneer, fabric panel and stainless steel trim on exposed surfaces ; Bedroom 4 finished with veneer, fabric panel, wallpaper and painted feature panel on exposed surfaces : Unit A at 9/F of Tower 6.</p> <p>For the following unit, walls at Master bedroom finished with veneer, wallpaper, stainless steel trim, fabric panel, feature glass panel and mirror panel on exposed surfaces ; Bedroom 2 finished with wallpaper, stainless steel trim and mirror panel on exposed surfaces ; Bedroom 3 finished with wallpaper on exposed surfaces ; Bedroom 4 finished with wallpaper, stainless steel trim, fabric panel and mirror on exposed surfaces : Unit D at 7/F of Tower 7.</p>

Item	Description
	<p>For the following unit, walls at Master bedroom finished with wallpaper, veneer, stainless steel trim and shell mosaic on exposed surfaces ; Bedroom 2 finished with wallpaper on exposed surfaces ; Bedroom 3 finished with wallpaper and fabric panel on exposed surfaces ; Bedroom 4 finished with wallpaper, fabric panel, feature glass panel and veneer on exposed surfaces : Unit D at 12/F of Tower 7.</p>
(c) Internal floor	<p><b>Living/dining room:</b> For the following units, floor and skirting are natural stone: All Units at 3/F &amp; 4/F of Tower 6 (Duplex); Unit A at 26/F of Tower 6; Unit C at 26/F &amp; 27/F of Tower 6 (Duplex); All Units at 28/F-Roof of Tower 6 (Duplex); Units C &amp; D at 27/F &amp; 28/F of Tower 7 (Duplex); Unit A at 28/F &amp; 29/F of Tower 7 (Duplex); All Units at 30/F-Roof of Tower 7 (Duplex); All Units at 28/F-29/F of Tower 8 (Duplex); All Units at 30/F-Roof of Tower 8 (Duplex); Houses 1-3 and Houses 5-8.</p> <p>For the following unit, floor is natural stone. No skirting is provided : Unit A at 9/F of Tower 6; Unit D at 12/F of Tower 7.</p> <p>For the following unit, floor is natural stone and skirting is stainless steel : Unit D at 7/F of Tower 7.</p> <p>For other units, floor and skirting are engineered timber flooring. Floor border along glass door to balconies, utility platforms and flat roofs are reconstituted stone.</p> <p><b>Bedroom:</b> Engineered timber flooring and skirting. Floor border along glass door to balconies, utility platforms and flat roofs are reconstituted stone.</p> <p>For the following unit, floor is engineered timber flooring and skirting is stainless steel : Unit D at 7/F of Tower 7.</p> <p>For the following unit, floor is carpet. No skirting is provided : Unit D at 12/F of Tower 7.</p>
(d) Bathroom	<p>Floors finished with natural stones on exposed surfaces.</p> <p>Walls finished with natural stones on exposed surfaces and up to false ceiling.</p> <p>For bathroom equipped with TV, walls finished with natural stones, glass and stainless steel trim on exposed surfaces and up to false ceiling.</p> <p>Walls behind vanity counters partially finished with ceramic tiles.</p> <p>Ceilings finished with gypsum board and aluminum.</p>



## 2. Interior finishes

Item	Description
(e) Kitchen	<p>Floors finished with natural stones on exposed surfaces.</p> <p>Walls finished with natural stones, stainless steel and glass on exposed surfaces up to false ceiling. Wall behind kitchen cabinets finished with ceramic tiles.</p> <p>For residential units in towers, the countertop finished with reconstituted stone.</p> <p>For houses, the countertop finished with natural stones and reconstituted stone.</p> <p>Ceilings finished with gypsum board, plastic sheet and stainless steel.</p>

## 3. Interior fittings

Item	Description
(a) Doors	<p><b>Main entrance:</b> For residential units in towers, solid core timber entrance door and timber door frame with veneer finishes; fitted with architraves, lockset and door closer. Entrance door of all units at 3/F &amp; 4/F of Tower 6 (Duplex) and units D at 12/F of Tower 7 also fitted with eye viewer.</p> <p>For unit D at 7/F of Tower 7, solid core timber entrance door and timber door frame with stainless steel trim and fabric finishes.</p> <p>For houses, solid core timber internal entrance door and timber door frame with veneer finishes; fitted with architraves, lockset and door closer; Glass external entrance door with fluorocarbon coated aluminum frame.</p> <p><b>Private lift lobby:</b> For doorway between private lift lobby and common area, solid core timber door and timber door frame with veneer, plastic laminated and stainless steel finishes, fitted with architraves, electric lockset, door closer and eye viewer.</p> <p><b>Car park entrance of houses:</b> Fire rated Glass door with stainless steel frame; fitted with lockset.</p> <p><b>Bedroom:</b> Solid core timber door and timber door frame with veneer finishes, fitted with architraves and lockset.</p> <p>For the following unit, solid core timber door and timber door frame with veneer finished, fitted with lockset : Unit A at 9/F of Tower 6.</p> <p>For the following unit, solid core timber door and timber door frame with veneer finishes, fitted with architraves, lockset and door closer. Solid core timber sliding door with veneer finishes, fitted with lockset at Master bedroom. Solid core timber door and timber door frame with veneer and stainless steel trim finishes, fitted with architraves, lockset and door closer at Bedroom 4 : Unit D at 7/F of Tower 7.</p> <p>For the following unit, glass door with stainless steel frame fitted with lockset at bedroom 4 : Unit D at 12/F of Tower 7.</p> <p><b>Store:</b> For the following units, solid core timber door with veneer and glass finishes and timber door frame with stainless steel finishes; fitted with lockset: Unit C at 26/F &amp; 27/F of Tower 6 (Duplex); Unit C at 28/F-Roof of Tower 6 (Duplex).</p> <p>For other units, solid core timber door and timber door frame with veneer finishes, fitted with architraves and lockset.</p> <p><b>Kitchen:</b> Fire rated glass door with stainless steel frame; fitted with door closer.</p>

Item	Description
	<p><b>Master bathroom:</b> For the following units, glass door with stainless steel frame fitted with lockset: Unit A at 3/F &amp; 4/F of Tower 6 (Duplex); Unit A at 5/F - 12/F, 15/F - 23/F &amp; 25/F - 27/F of Tower 6; Unit A at 28/F-Roof of Tower 6 (Duplex); Units C at 5/F - 12/F, 15/F - 23/F &amp; 25/F - 26/F of Tower 7; Units D at 5/F - 6/F, 8/F - 12/F, 15/F - 23/F &amp; 25/F - 26/F of Tower 7; Units C &amp; D at 27/F &amp; 28/F of Tower 7 (Duplex); Unit C at 30/F-Roof of Tower 7 (Duplex); Unit D at 6/F - 12/F, 15/F - 23/F &amp; 25/F - 27/F of Tower 8; Unit C&amp;D at 28/F-29/F of Tower 8 (Duplex); Unit C at 30/F-Roof of Tower 8 (Duplex); Houses 1-3 and Houses 5-8.</p> <p>For the following units, glass door with stainless steel frame and stainless steel louver fitted with lockset: Unit B at 3/F &amp; 4/F of Tower 6 (Duplex); Unit C at 26/F &amp; 27/F of Tower 6 (Duplex); Unit C at 28/F-Roof of Tower 6 (Duplex); Unit A at 28/F &amp; 29/F of Tower 7 (Duplex); Unit A at 30/F-Roof of Tower 7 (Duplex); Unit A at 28/F &amp; 29/F of Tower 8 (Duplex); Unit A at 30/F-Roof of Tower 8 (Duplex).</p> <p>For the following unit, glass door with veneer finished timber frame, fitted with lockset and door closer : Unit D at 7/F of Tower 7.</p> <p>For other units, solid core timber door and timber door frame with veneer finishes; fitted with architraves and lockset.</p> <p><b>Bathroom and powder room:</b> Solid core timber door and timber door frame with veneer finishes; fitted with architraves and lockset. For Bathroom without windows, timber door is equipped with timber louver.</p> <p>Bathrooms of unit D at 7/F of Tower 7 also fitted with door closer.</p> <p>For the following unit, glass door with stainless steel frame and stainless steel louver fitted with lockset at Bathroom 3 : Unit D at 12/F of Tower 7</p> <p><b>Lavatory:</b> Glass door with aluminum frame.</p> <p><b>Utility room:</b> Solid core timber door and timber door frame with veneer finishes; fitted with architraves, lockset and door closer.</p> <p><b>Back door of units:</b> Solid core timber door and timber door frame with veneered and plastic laminated finishes; fitted with architraves, lockset and door closer.</p> <p>For the following unit, solid core timber door and timber door frame with veneered and plastic laminated finishes, fitted with lockset and door closer : Unit A at 9/F of Tower 6</p> <p>For the following unit, solid core timber door and timber door frame with fabric finishes, fitted with architraves, lockset and door closer : Unit D at 12/F of Tower 7.</p> <p><b>Balcony, flat roof and utility platform:</b> Glass door with fluorocarbon coated aluminum frame.</p>



## FITTINGS, FINISHES AND APPLIANCES

### 裝置、裝修物料及設備

#### 3. Interior fittings

Item	Description
(b) Bathroom	<p>For residential units in towers, wooden mirror cabinet with glass, stainless steel and faux leather.</p> <p>For houses, wooden mirror cabinet with glass, stainless steel and veneer.</p> <p>Wooden vanity counter with stainless steel, veneer and faux leather. Natural stone countertop.</p> <p>Vitreous china water closet.</p> <p>Natural stone wash basin with chrome plated basin mixer provided in the master bathroom:            All Units at 3/F &amp; 4/F of Tower 6 (Duplex);            Unit A at 5/F - 12/F, 15/F - 23/F &amp; 25/F - 27/F of Tower 6;            Unit C at 26/F &amp; 27/F of Tower 6 (Duplex);            All Units at 28/F-Roof of Tower 6 (Duplex);            Units C &amp; D at 27/F &amp; 28/F of Tower 7 (Duplex);            Unit A at 28/F &amp; 29/F of Tower 7 (Duplex);            All Units at 30/F-Roof of Tower 7 (Duplex);            All Units at 28/F-29/F of Tower 8 (Duplex);            All Units at 30/F-Roof of Tower 8 (Duplex);            Houses 1-3 and Houses 5-8.</p> <p>For master bathroom of other units and bathrooms of all units, vitreous china wash basin with chrome plated basin mixer provided.</p> <p><b>Shower compartment inside master bathroom:</b>            For the following units, shower compartment inside master bathroom equipped with chrome plated shower set, wall mounted water jets and ceiling mounted shower head:            Unit A at 5/F - 12/F, 15/F - 23/F &amp; 25/F - 27/F of Tower 6;            Unit A at 28/F-Roof of Tower 6 (Duplex);            Unit C at 30/F-Roof of Tower 7 (Duplex);            Unit C at 30/F-Roof of Tower 8 (Duplex);            Houses 1-3 and Houses 5-8.</p> <p>For the following units, shower compartment inside master bedroom equipped with chrome finished shower set:            Unit D at 5/F-12/F, 15/F-23/F &amp; 25/F of Tower 6.</p> <p>For other units, shower compartment inside master bathroom is equipped with satin chrome plated shower panel.</p>

Item	Description
	<p><b>Shower compartment inside bathroom:</b>            For the following units, shower compartment inside bathroom equipped with satin chrome plated shower panel:            Bathroom 3 of Unit A at 28/F-Roof of Tower 6 (Duplex);            Bathroom 3 of Unit A at 28/F &amp; 29/F of Tower 7 (Duplex);            Bathroom 3 of All Units at 30/F-Roof of Tower 7 (Duplex);            Bathroom 3 of Unit C at 30/F-Roof of Tower 8 (Duplex).</p> <p>For the following units, shower compartment inside bathroom equipped with chrome plated shower set, wall mounted water jets and ceiling mounted shower head:            Bathroom 5 of Unit A at 28/F-Roof of Tower 6 (Duplex);            Bathroom 5 of Unit C at 30/F-Roof of Tower 7 (Duplex);            Bathroom 5 of Unit C at 30/F-Roof of Tower 8 (Duplex);</p> <p>For the following houses, shower compartment inside bathroom equipped with chrome plated shower set and ceiling mounted shower head:            Bathroom 2 &amp; 3 of Houses 1-2 and House 8,            Bathroom 2-4 of House 3 and Houses 5-7.</p> <p>For other units, shower compartment inside bathroom (if any) equipped with chrome plated shower set.</p> <p><b>Bathtub inside master bathroom:</b>            For the following units, enameled steel bathtub with water jet in size of 1700mm(L) x 1200mm(W) x 450mm(H), chrome plated mixer and shower set provided inside master bathroom:            Unit A at 5/F - 12/F, 15/F - 23/F &amp; 25/F - 27/F of Tower 6;            Unit A at 28/F-Roof of Tower 6 (Duplex);            Unit C at 30/F-Roof of Tower 7 (Duplex);            Unit C at 30/F-Roof of Tower 8 (Duplex);            Houses 1-3 and Houses 5-8.</p> <p>For the following units, enameled steel bathtub with water jet in size of 1700mm(L) x 750mm(W) x 450mm(H), chrome plated mixer and shower set provided inside master bathroom:            All Units at 3/F &amp; 4/F of Tower 6 (Duplex);            Unit C at 26/F &amp; 27/F of Tower 6 (Duplex);            Unit C at 28/F-Roof of Tower 6 (Duplex);            Units C &amp; D at 5/F - 12/F, 15/F - 23/F and 25/F - 26/F of Tower 7;            Units C &amp; D at 27/F &amp; 28/F of Tower 7 (Duplex);            Unit A at 28/F &amp; 29/F of Tower 7 (Duplex);            Unit A at 30/F-Roof of Tower 7 (Duplex);            Unit D at 6/F - 12/F, 15/F - 23/F &amp; 25/F - 27/F of Tower 8;            All Units at 28/F-29/F of Tower 8 (Duplex);            Unit A at 30/F-Roof of Tower 8 (Duplex).</p> <p>For the following units, enameled steel bathtub in size of 1500mm(L) x 700mm(W) x 410mm(H), chrome plated mixer and shower set provided inside master bathroom:            Units A &amp; B at 5/F - 12/F, 15/F - 23/F &amp; 25/F - 27/F of Tower 7.</p>



### 3. Interior fittings

Item	Description
	<p>For the following units, enameled steel bathtub in size of 1500mm(L) x 700mm(W) x 410mm(H) and chrome plated mixer provided inside master bathroom:  Unit B at 5/F - 12/F, 15/F - 23/F &amp; 25/F - 27/F of Tower 6;  Units C &amp; D at 5/F - 12/F, 15/F - 23/F &amp; 25/F of Tower 6;  Units C &amp; D at 29/F of Tower 7;  Units A &amp; B at 5/F - 12/F, 15/F - 23/F &amp; 25/F - 27/F of Tower 8;  Unit C at 6/F - 12/F, 15/F - 23/F &amp; 25/F - 27/F of Tower 8.</p> <p><b>Bathtub inside bathroom:</b>  For the following units, enameled steel bathtub in size of 1500mm(L) x 700mm(W) x 410mm(H) and chrome plated mixer provided inside bathroom:  Bathroom 2 of Unit A at 5/F - 12/F, 15/F - 23/F &amp; 25/F of Tower 6;  Bathroom 3 of Unit A at 28/F-Roof of Tower 6 (Duplex);  Bathroom 3 of Unit A at 28/F &amp; 29/F of Tower 7 (Duplex);  Bathroom 3 of All Units at 30/F-Roof of Tower 7 (Duplex);  Bathroom 3 of Unit C at 30/F-Roof of Tower 8 (Duplex);  Bathroom 2 of Houses 1-2 and House 8;  Bathroom 3 of House 3 and Houses 5-7.</p> <p>For the following units, enameled steel bathtub in size of 1500mm(L) x 700mm(W) x 410mm(H) and chrome plated mixer and shower set provided inside bathroom:  Bathroom 2 of Unit B at 3/F &amp; 4/F of Tower 6 (Duplex);  Bathroom 3 of Unit A at 28/F &amp; 29/F of Tower 8 (Duplex);  Bathroom 3 of Unit A at 30/F-Roof of Tower 8 (Duplex);  Bathroom 4 of House 1 and House 8.</p> <p><b>Other fittings inside master bathroom &amp; bathroom:</b>  All units equipped with chrome plated toilet paper holder and chrome plated towel bar.</p> <p>All units equipped with chrome plated robe hook. (Except bathroom 5 of Unit A at 28/F-Roof of Tower 6 (Duplex), bathroom 5 of Unit C at 30/F - Roof of Tower 7 (Duplex) and bathroom 5 of Unit C at 30/F-Roof of Tower 8 (Duplex))</p> <p>For the following units, chrome plated towel warmer rack is provided inside master bathroom:  Unit A at 5/F - 12/F, 15/F - 23/F &amp; 25/F - 27/F of Tower 6;  Unit A at 28/F-Roof of Tower 6 (Duplex);  Unit C at 30/F-Roof of Tower 7 (Duplex);  Unit C at 30/F-Roof of Tower 8 (Duplex),  Houses 1-3 and Houses 5-8.</p> <p>For the following units, chrome plated illuminated mirror is provided inside master bathroom:  All Units at 3/F &amp; 4/F of Tower 6 (Duplex);  Unit A at 5/F - 12/F, 15/F - 23/F, 25/F &amp; 26/F of Tower 6;  Unit C at 26/F &amp; 27/F of Tower 6 (Duplex);  Unit A at 27/F of Tower 6;  All Units at 28/F-Roof of Tower 6 (Duplex);  Units C &amp; D at 5/F - 12/F, 15/F - 23/F and 25/F - 26/F of Tower 7;  Units C &amp; D at 27/F &amp; 28/F of Tower 7 (Duplex);  Unit A at 28/F &amp; 29/F of Tower 7 (Duplex);  All Units at 30/F-Roof of Tower 7 (Duplex);  Unit D at 6/F - 12/F, 15/F - 23/F &amp; 25/F - 27/F of Tower 8;  All Units at 28/F-29/F of Tower 8 (Duplex);  All Units at 30/F-Roof of Tower 8 (Duplex);  Houses 1-3 and Houses 5-8.</p>

Item	Description
	<p>For the following units, chrome plated and stainless steel steam set provided inside master bathroom:  Houses 1-3 and Houses 5-8.</p> <p>For the following units, chrome plated and stainless steel steam set provided inside bathroom:  Bathroom 5 of Unit A at 28/F-Roof of Tower 6 (Duplex);  Bathroom 5 of Unit C at 30/F-Roof of Tower 7 (Duplex);  Bathroom 5 of Unit C at 30/F-Roof of Tower 8 (Duplex).</p> <p>For the following bathrooms, manually operated faux leather blinds provided to windows:  Bathroom 3 of Unit A at 26/F of Tower 6;  Bathroom 3 of Unit C at 26/F &amp; 27/F of Tower 6 (Duplex);  Bathroom 2 - 5 of Unit A at 28/F-Roof of Tower 6 (Duplex);  Bathroom 3 of Unit C at 28/F-Roof of Tower 6 (Duplex);  Bathroom 3 of Unit C &amp; D at 27/F &amp; 28/F of Tower 7 (Duplex);  Bathroom 3 &amp; powder room of Unit A at 28/F &amp; 29/F of Tower 7 (Duplex);  Bathroom 3 &amp; powder room of Unit A at 30/F-Roof of Tower 7 (Duplex);  Bathroom 4 of Units C at 30/F-Roof of Tower 7 (Duplex);  Master bathroom of Unit C at 6/F - 12/F, 15/F - 23/F &amp; 25/F - 27/F of Tower 8;  Master bathroom, bathroom 2, 3 &amp; powder room of Unit A at 28/F &amp; 29/F of Tower 8 (Duplex);  Bathroom 3 of Unit C &amp; D at 28/F &amp; 29/F of Tower 8 (Duplex);  Master bathroom, bathroom 2, 3 &amp; powder room of Unit A at 30/F-Roof of Tower 8 (Duplex);  Bathroom 4 of Unit C at 30/F-Roof of Tower 8 (Duplex);  Master bathroom, bathroom 3 of Houses 2-3 and Houses 5-7;  Powder Room of House 1;  Bathroom 3 &amp; 4 of House 1 and House 8.</p> <p>For the following units, electrically operated faux leather blinds provided to windows of master bathroom:  Unit A at 3/F &amp; 4/F of Tower 6 (Duplex);  Unit A at 5/F - 12/F, 15/F - 23/F &amp; 25/F - 27/F of Tower 6;  Unit A at 28/F-Roof of Tower 6 (Duplex);  Units C &amp; D at 27/F &amp; 28/F of Tower 7 (Duplex);  Units C &amp; D at 28/F &amp; 29/F of Tower 8 (Duplex);  House 1 and House 8.</p> <p>For the following units, electrically operated and manually operated faux leather blinds provided to windows of master bathroom:  Unit C at 30/F-Roof of Tower 7 (Duplex).  Unit C at 30/F-Roof of Tower 8 (Duplex).</p> <p>Indirect feed water supply system; copper pipes with thermal insulation for both hot and cold water supply.</p> <p>For appliances brand name and model number, please refer to the "Appliances Schedule".</p>



## FITTINGS, FINISHES AND APPLIANCES

### 裝置、裝修物料及設備

#### 3. Interior fittings

Item	Description
(c) Kitchen	<p>Stainless steel sink and chrome plated sink mixer.</p> <p>For residential units in towers, wooden cabinet fitted with glass and aluminum door panel provided.</p> <p>For houses, wooden kitchen cabinet fitted with glass, lacquer and veneer door panel provided.</p> <p>For houses, manually operated blinds provided to windows.</p> <p>Copper pipes with thermal insulation for both hot and cold water supply.</p> <p>For appliances brand name and model number, please refer to the "Appliances Schedule".</p>
(d) Bedroom	<p>For master bedroom of the following units, electrically and manually operated sheer curtains provided to the windows and doors connecting to the balconies, utility platforms and flat roofs: Unit C at 5/F - 12/F, 15/F - 23/F &amp; 25/F of Tower 6; Unit C at 6/F - 12/F, 15/F - 23/F &amp; 25/F - 27/F of Tower 8; Unit A at 28/F &amp; 29/F of Tower 7 (Duplex); Unit A at 30/F-Roof of Tower 7 (Duplex).</p> <p>For master bedroom of other units and houses, electrically operated sheer curtains provided to the windows and doors connecting to the balconies, utility platforms and flat roofs.</p> <p>For bedrooms of houses, manually operated sheer curtains provided to the window and doors connecting to the flat roofs.</p>
(e) Telephone	<p>Telephone point installed in all living/dining rooms, bedrooms and utility rooms.</p> <p>For the following units, telephone point installed in store: Unit D at 27/F &amp; 28/F of Tower 7 (Duplex); Units C &amp; D at 29/F of Tower 7; Unit D at 28/F &amp; 29/F of Tower 8 (Duplex).</p> <p>For the location and number of connection points, please refer to the 'Schedule of Mechanical &amp; Electrical Provisions of Units' and the 'Mechanical &amp; Electrical Provisions Plan'.</p>
(f) Aerials	<p>TV/FM point for reception of local TV programme and radio programme installed in all living/dining rooms, bedrooms and utility rooms.</p> <p>For the following units, TV/FM point for reception of local TV programme and radio programme installed in Store: Unit D at 27/F &amp; 28/F of Tower 7 (Duplex); Unit C &amp; D at 29/F of Tower 7; Unit D at 28/F &amp; 29/F of Tower 8 (Duplex).</p> <p>For the location and number of connection points, please refer to the 'Schedule of Mechanical &amp; Electrical Provisions of Units' and the 'Mechanical &amp; Electrical Provisions Plan'.</p>

Item	Description
(g) Electrical installations	<p>Three phase electricity supply with miniature circuit breakers and distribution board provided.</p> <p>Conduit wiring enclosed in plasters, false ceilings, bulkheads and cabinets for lighting points and power points.</p> <p>For the location and number of power points and air-conditioner points, please refer to the 'Schedule of Mechanical &amp; Electrical Provisions of Units' and the 'Mechanical &amp; Electrical Provisions Plan'.</p>
(h) Gas supply	<p>Town gas supply pipes installed at kitchen and connected to gas hob.</p> <p>For the following units, gas supply point provided in flat roof: Unit A at 26/F of Tower 6; Unit C at 26/F &amp; 27/F of Tower 6 (Duplex); All Units at 28/F-Roof of Tower 6 (Duplex); Units C &amp; D at 27/F &amp; 28/F of Tower 7 (Duplex); Unit A at 28/F &amp; 29/F of Tower 7 (Duplex); All Units at 30/F-Roof of Tower 7 (Duplex); All Units at 28/F &amp; 29/F of Tower 8 (Duplex); All Units at 30/F-Roof of Tower 8 (Duplex); Houses 1-3 and Houses 5-8.</p>
(i) Washing machine connection point	<p>Drain point and water point provided for washing machine. (Design: drain pipe connection for washing machine is 40mm in diameter, water supply pipe connection is 15mm in diameter)</p> <p>All Units (except Unit A at 5/F - 12/F, 15/F - 23/F &amp; 25/F - 27/F of Tower 6) and all houses (except House 1 &amp; House 8) equipped with 2 in 1 washer / dryer machine with water supply and drainage connection point at kitchen.</p> <p>Unit A at 5/F - 12/F, 15/F - 23/F &amp; 25/F - 27/F of Tower 6 equipped with 2 in 1 washer / dryer machine with water supply and drainage connection point at utility room.</p> <p>House 1 and House 8 equipped with washing machine and dryer with water supply and drainage connection point at kitchen.</p> <p>For the location of connection points, please refer to the 'Mechanical &amp; Electrical Provisions Plan'.</p>
(j) Water supply	<p>Exposed copper pipes enclosed in plasters, false ceilings, bulkheads and cabinets for hot and cold water supply.</p> <p>Hot water supply is available.</p>



#### 4. Miscellaneous

Item	Description
(a) Lifts	<p><b>Towers:</b></p> <ul style="list-style-type: none"> <li>- 4 nos. of “Fujitec” passenger lifts (model no. ACGI) serving the following floors of each residential towers: Lift no. TL21 &amp; TL22 of Tower 6: G/F-3/F, 5/F-12/F, 15/F-23/F &amp; 25/F-28/F; Lift no. TL24 &amp; TL25 of Tower 6: G/F-3/F, 5/F-12/F, 15/F-23/F, 25/F-26/F &amp; 28/ F; Lift no. TL26 &amp; TL27 of Tower 7: G/F-3/F, 5/F-12/F, 15/F-23/F, 25/F-28/F &amp; 30/F; Lift no. TL29 &amp; TL30 of Tower 7: G/F-3/F, 5/F-12/F, 15/F-23/F, 25/F-27/F &amp; 29/F-30/F; Lift no. TL31 &amp; TL32 of Tower 8: G/F-3/F, 5/F-12/F, 15/F-23/F, 25/F-28/F &amp; 30/F; Lift no. TL34 &amp; TL35 of Tower 8: G/F-3/F, 6/F-12/F, 15/F-23/F, 25/F-28/F &amp; 30/F.</li> <li>- 1 no. of “Fujitec” fireman’s lift (model no. PMGL) serving the following floors of residential towers: G/F-12/F, 15/F-23/F &amp; 25/F-29/F of Tower 6; G/F-3/F, 5/F-12/F, 15/F-23/F &amp; 25/F-31/F of Tower 7; G/F-3/F, 5/F-12/F, 15/F-23/F &amp; 25/F-31/F of Tower 8.</li> </ul> <p><b>Podium:</b></p> <ul style="list-style-type: none"> <li>- 3 nos. of “Fujitec” passenger lifts (model no. BELTA and ML-GSh) serving B/F to 3/F.</li> <li>- 1 no. of “Fujitec” passenger lift (model no. ML-GSh) serving G/F to 3/F.</li> <li>- 1 no. of “Fujitec” passenger lift (model no. ML-GSh) serving G/F to 2/F.</li> <li>- 1 no. of “Fujitec” passenger lift (model no. ML-GSh) serving B/F to 2/F.</li> </ul> <p><b>House 1 and House 8:</b></p> <ul style="list-style-type: none"> <li>- 1 no. of “Fujitec” passenger lift (model no. ML-GSh) serving House Car Park Level to House Level 3.</li> </ul>
(b) Letter box	Stainless steel letter box.
(c) Refuse collection	<p>Refuse storage and material recovery room is provided at each residential floor of Tower 6-8 (except 4/F, 29/F and Roof of Tower 6, 31/F and Roof of Tower 7 and 29/F, 31/F and Roof of Tower 8). Refuse will be collected by cleaner.</p> <p>Refuse storage and material recovery box is provided at each house car park level. Refuse will be collected by cleaner.</p> <p>Refuse storage and material recovery chamber at G/F.</p>
(d) Water meter, electricity meter and gas meter	<p>Individual water consumption meter for each residential unit in towers installed at the common water meter cabinet (W.M.C.) at the respective residential floor.</p> <p>Individual water consumption meter for each house installed at the common water meter cabinet (W.M.C.).</p> <p>Individual electric consumption meter for each residential unit in towers installed at the Electric Meter Room (EMR) at the respective residential floor.</p> <p>Individual electricity consumption meter for each house installed at the Electric Meter Room (EMR).</p> <p>Individual town gas meter installed in the kitchen of each residential unit in towers.</p> <p>Individual town gas meter installed in the kitchen of each house.</p> <p>For the location of the gas meters, please refer to the "Mechanical &amp; Electrical Provisions Plan".</p>

#### 5. Security facilities

Item	Description
Security system and equipment	<p><b>Residential Tower:</b></p> <p>CCTV cameras provided at entrance lobbies, car park, lift car cages and common area and are connected to the main control room at 3/F.</p> <p>An intercom provided at 3/F tower entrance lobbies, connected to video door phone system in residential units in towers.</p> <p>Private lift lobby of residential units in towers equipped with an intercom system connected to the main control room at 3/F.</p> <p>Private Lift Lobby of residential units in towers equipped with a camera (without intercom) connecting to video door phone system in residential units.</p> <p>Common area outside each private lift lobby of residential units in towers equipped with an intercom and a camera connecting to the video door phone system in residential units.</p> <p><b>House:</b></p> <p>Garden entrance equipped with video door phone panel connecting to video door phone system in house.</p> <p>CCTV cameras provided at car park and common area are connected to the main control room at 3/F.</p>

#### 6. Appliances

Item	Description
Appliances	Brand name and model number, please refer to the “Appliances Schedule”.

Note:

The Vendor undertakes that if lifts or appliances of the specified brand name or model number are not installed in the Phase, lifts or appliances of comparable quality will be installed.



# FITTINGS, FINISHES AND APPLIANCES

## 裝置、裝修物料及設備

### 1. 外部裝修物料

細項	描述
(a) 外牆	<p><b>住宅大樓外牆:</b> 住宅大樓外牆為玻璃幕牆、玻璃裝飾板、鋁板、天然石材及瓷磚。</p> <p><b>平台外牆:</b> 平台外牆為玻璃牆、鋁板、天然石材、仿石外牆磚及瓷磚。</p> <p><b>獨立屋外牆:</b> 獨立屋外牆為玻璃牆、玻璃裝飾板、鋁板、天然石材及瓷磚。</p>
(b) 窗	<p>客/飯廳、睡房、士多房（如有窗）及浴室（於玻璃幕牆位置）採用氟化塗層鋁質窗框，並裝配雙層中空玻璃。</p> <p>浴室（於非玻璃幕牆位置）採用氟化塗層鋁質窗框，並裝配磨砂玻璃。</p> <p>廚房採用氟化塗層鋁質窗框及玻璃。</p> <p>工作間及洗手間(如有窗)採用氟化塗層鋁質窗框及玻璃。</p>
(c) 窗台	<p>窗台的用料為鋼筋混凝土。</p> <p>窗台面鋪砌人造合成石材。</p>
(d) 花槽	花槽牆身鋪砌天然石材及仿石外牆磚。
(e) 陽台或露台	<p>露台裝有玻璃欄河。地台鋪砌天然石材。牆身鋪砌天然石材及鋁板。天花裝配鋁板。</p> <p>露台被覆蓋。（第6座27樓之A單位及第8座27樓之A、C及D單位除外）</p> <p>沒有陽台。</p>
(f) 乾衣設施	不提供。

### 2. 室內裝修物料

細項	描述
(a) 大堂	<p><b>3樓之住宅大樓入口大堂及地庫層至平台3樓之穿梭升降機大堂:</b> 地台外露位置鋪砌天然石材。 牆身外露位置鋪砌天然石材、不銹鋼、玻璃、木皮及皮革。 天花鋪設石膏板及不銹鋼。</p> <p><b>住宅單位私人升降機大堂:</b> 地台外露位置鋪砌天然石材。 牆身外露位置鋪砌天然石材、不銹鋼、玻璃、木皮及皮革。</p> <p>以下單位之牆身外露位置鋪砌天然石材、玻璃、木皮及人造皮革物料： 第6座9樓A單位。</p> <p>以下單位之牆身外露位置鋪砌天然石材、不銹鋼、玻璃及鏡： 第7座7樓D單位。</p> <p>以下單位之牆身外露位置鋪砌天然石材、不銹鋼、鏡、玻璃及人造皮革物料： 第7座12樓D單位。</p> <p>以下單位天花鋪設石膏板、不銹鋼及鏡面： 第6座26樓之A單位； 第6座26樓及27樓之C單位（複式）； 第6座28樓至天台之所有單位（複式）； 第7座27樓及28樓之C及D單位（複式）； 第7座28樓及29樓之A單位（複式）； 第7座30樓至天台之所有單位（複式）； 第8座28樓至29樓之所有單位（複式）； 第8座30樓至天台之所有單位（複式）；</p> <p>以下單位天花鋪設石膏板及木皮： 第6座9樓A單位。</p> <p>其他單位天花鋪設石膏板。</p> <p><b>住宅大樓消防升降機大堂（載貨升降機大堂）:</b> 地台及腳線鋪砌瓷磚。 牆身為油漆。 天花鋪設鋁板。</p> <p><b>獨立屋停車場入口位置:</b> 地台外露位置鋪砌天然石材。 牆身外露位置鋪砌天然石材、不銹鋼、玻璃及木皮。 天花鋪設石膏板及不銹鋼。</p>



2. 室內裝修物料

細項	描述
(b) 內牆及天花板	<p><b>客/飯廳及睡房：</b> 牆身及天花批盪後髹上乳膠漆。假樑及假天花位置設有髹上乳膠漆之石膏板。</p> <p>以下單位之假樑及假天花位置設有髹上乳膠漆之石膏板及鏡：第6座9樓A單位。</p> <p>以下單位之假樑及假天花位置設有髹上乳膠漆之石膏板及牆紙面板： 第7座7樓D單位。</p> <p>以下單位之假樑及假天花位置設有髹上乳膠漆之石膏板及漆面板： 第7座12樓D單位。</p> <p>以下單位之客/飯廳部份牆身位置鋪砌天然石材： 第6座5樓至8樓、10樓至12樓、15樓至23樓、25樓及27樓之A單位； 第7座5樓至6樓、8樓至11樓、15樓至23樓及25樓至26樓之C及D單位； 第7座7樓及12樓之C單位； 第8座6樓至12樓、15樓至23樓及25樓至27樓之D單位。</p> <p>以下單位之客/飯廳牆身外露位置鋪砌天然石材、木皮、人造皮革物料、 布飾面板、鏡及不銹鋼邊飾：第6座9樓A單位。</p> <p>以下單位之客/飯廳牆身外露位置鋪砌天然石材、不銹鋼邊飾、木皮及裝飾玻璃板： 第7座7樓D單位。</p> <p>以下單位之客/飯廳牆身外露位置鋪砌天然石材、不銹鋼邊飾、布飾面板、 鏡及人造皮革物料：第7座12樓D單位。</p> <p>以下單位之主人睡房牆身外露位置鋪砌牆紙、人造皮革物料、木皮及油漆飾面板； 睡房2 牆身外露位置鋪砌牆紙、鏡及木皮；睡房3 牆身外露位置鋪砌木皮、布飾面 板及不銹鋼邊飾；睡房4 牆身外露位置鋪砌木皮、布飾面板、牆紙及油漆飾面板： 第6座9樓A單位。</p> <p>以下單位之主人睡房牆身外露位置鋪砌木皮、牆紙、不銹鋼邊飾、布飾面板、裝 飾玻璃板及鏡；睡房2牆身外露位置鋪砌牆紙、不銹鋼邊飾及鏡；睡房3牆身外露 位置鋪砌牆紙；睡房4牆身外露位置鋪砌牆紙、不銹鋼邊飾、布飾面板及鏡： 第7座7樓D單位。</p> <p>以下單位之主人睡房牆身外露位置鋪砌牆紙、木皮、不銹鋼邊飾及貝殼瓦；睡房2 牆身外露位置鋪砌牆紙；睡房3牆身外露位置鋪砌牆紙及布飾面板；睡房4牆身 外露位置鋪砌牆紙、布飾面板、裝飾玻璃板及木皮： 第7座12樓D單位。</p>

細項	描述
(c) 內部地板	<p><b>客/飯廳：</b> 以下單位之地板及牆腳線均為天然石材： 第6座3樓及4樓之所有單位（複式）； 第6座26樓之A單位； 第6座26樓及27樓之C單位（複式）； 第6座28樓至天台之所有單位（複式）； 第7座27樓及28樓之C及D單位（複式）； 第7座28樓及29樓之A單位（複式）； 第7座30樓至天台之所有單位（複式）； 第8座28樓至29樓之所有單位（複式）； 第8座30樓至天台之所有單位（複式）； 1至3號獨立屋及5至8號獨立屋。</p> <p>以下單位之地板為天然石材。不設牆腳線： 第6座9樓A單位。 第7座12樓D單位。</p> <p>以下單位之地板為天然石材及牆腳線為不銹鋼：第7座7樓D單位。</p> <p>其他單位之地板及牆腳線為複合木。露台、工作平台及平台沿玻璃門之地台圍邊 部分鋪砌人造石。</p> <p><b>睡房：</b> 地板及牆腳線為複合木地板。露台、工作平台及平台沿玻璃門之地台圍邊部分鋪 砌人造石。</p> <p>以下單位之地板為複合木及牆腳線為不銹鋼：第7座7樓D單位。</p> <p>以下單位之地板為地毯：不設牆腳線：第7座12樓D單位。</p>
(d) 浴室	<p>地台外露位置鋪砌天然石材。</p> <p>假天花以下牆身外露位置鋪砌天然石材。</p> <p>設有電視機的浴室假天花以下牆身外露位置配鋪砌天然石材，玻璃及不銹鋼框。</p> <p>洗手盆櫃背部份牆身鋪砌瓷磚。</p> <p>天花鋪設石膏板及鋁材。</p>
(e) 廚房	<p>地台外露位置鋪砌天然石材。</p> <p>假天花以下牆身外露位置鋪砌天然石材、不銹鋼及玻璃。 廚櫃背之牆身鋪砌瓷磚。</p> <p>住宅大樓內之單位廚房檯面鋪砌人造石。</p> <p>獨立屋廚房檯面鋪砌天然石材及人造石。</p> <p>天花鋪設石膏板、膠膜及不銹鋼。</p>



FITTINGS, FINISHES AND APPLIANCES

裝置、裝修物料及設備

3. 室內裝置

細項	描述
(a) 門	<p><b>入口大門：</b> 住宅大樓住宅單位為實心木門及木門框配以木皮飾面，裝設封口線、門鎖及氣鼓。第6座3樓及4樓之所有住宅單位（複式）及第7座12樓之D單位入口大門並裝設防盜眼。</p> <p>第7座7樓D單位之入口大門為實心木門及木門框配以不銹鋼邊飾及布飾面。</p> <p>獨立屋室內入口大門為實心木門及木門框配以木皮飾面，裝設封口線、門鎖及氣鼓；室外入口大門為玻璃門配以氟化塗層鋁框。</p> <p><b>私人升降機大堂：</b> 連接私人升降機大堂及公用地方大門為實心木門及木門框配以木皮飾面、膠板飾面及不銹鋼飾面，裝設封口線、電門鎖、氣鼓及防盜眼。</p> <p><b>獨立屋停車場入口：</b> 防火玻璃門配以不銹鋼框，裝設門鎖。</p> <p><b>睡房：</b> 實心木門及木門框配以木皮飾面，裝設封口線及門鎖。</p> <p>以下單位為實心木門及木門框配以木皮飾面，裝設門鎖： 第6座9樓A單位。</p> <p>以下單位為實心木門及木門框配以木皮飾面，裝設封口線、門鎖及氣鼓。主人睡房為實心木趟門配以木皮飾面，裝設門鎖。睡房4為實心木門及木門框配以木皮及不銹鋼邊飾飾面，裝設封口線、門鎖及氣鼓： 第7座7樓D單位。</p> <p>以下單位之睡房4為玻璃門配以不銹鋼框，裝設門鎖： 第7座12樓D單位。</p> <p><b>士多房：</b> 以下單位為實心木門配以木皮及玻璃飾面及木門框配以不銹鋼飾面並裝設門鎖： 第6座26樓及27樓之C單位（複式）； 第6座28樓至天台之C單位（複式）。</p> <p>其他單位為實心木門及木門框配以木皮飾面，裝設封口線及門鎖。</p> <p><b>廚房：</b> 防火玻璃門配以不銹鋼框，裝設氣鼓。</p>

細項	描述
	<p><b>主人浴室：</b> 以下單位為玻璃門配以不銹鋼框並裝設門鎖： 第6座3樓及4樓之A單位（複式）； 第6座5樓至12樓、15樓至23樓及25樓至27樓之A單位； 第6座28樓至天台之A單位（複式）； 第7座5樓至12樓、15樓至23樓及25樓至26樓之C單位； 第7座5樓至6樓、8樓至12樓、15樓至23樓及25樓至26樓之D單位； 第7座27樓及28樓之C及D單位（複式）； 第7座30樓至天台之C單位（複式）； 第8座6樓至12樓、15樓至23樓及25樓至27樓之D單位； 第8座28樓至29樓之C及D單位（複式）； 第8座30樓至天台之C單位（複式）； 1至3號獨立屋及5至8號獨立屋。</p> <p>以下單位為玻璃門配以不銹鋼框及不銹鋼百葉並裝設門鎖： 第6座3樓及4樓之B單位（複式）； 第6座26樓及27樓之C單位（複式）； 第6座28樓至天台之C單位（複式）； 第7座28樓及29樓之A單位（複式）； 第7座30樓至天台之A單位（複式）； 第8座28樓及29樓之A單位（複式）； 第8座30樓至天台之A單位（複式）。</p> <p>以下單位為玻璃門配以木皮飾面木框，裝設門鎖及氣鼓：第7座7樓之D單位。</p> <p>其他單位為實心木門及木門框配以木皮飾面，裝設封口線及門鎖。</p> <p><b>浴室及客廳洗手間：</b> 實心木門及木門框配木皮飾面，裝設封口線及門鎖。於不設窗戶的浴室木門設有木百葉。</p> <p>第7座7樓D單位之浴室並裝設氣鼓。</p> <p>以下單位之浴室3為玻璃門配以不銹鋼框及不銹鋼百葉，裝設門鎖： 第7座12樓D單位。</p> <p><b>洗手間：</b> 鋁框玻璃門。</p> <p><b>工作間：</b> 實心木門及木門框配以木皮飾面，裝設封口線、門鎖及氣鼓。</p> <p><b>單位後門：</b> 實心木門及木門框配以木皮及膠板飾面，裝設封口線、門鎖及氣鼓。</p> <p>以下單位為實心木門及木門框配以木皮及膠板飾面，裝設門鎖及氣鼓： 第6座9樓A單位。</p> <p>以下單位為實心木門及木門框配以布飾面，裝設封口線、門鎖及氣鼓： 第7座12樓D單位。</p> <p><b>露台、平台及工作平台：</b> 玻璃門配以氟化塗層鋁框。</p>



3. 室內裝置

細項	描述
(b) 浴室	<p>住宅大樓內之單位浴室為木製鏡櫃並有玻璃、不銹鋼及人造皮革物料。</p> <p>獨立屋浴室為木製鏡櫃並有玻璃、不銹鋼及木皮物料。</p> <p>木製洗手盆櫃並有不銹鋼、木皮及人造皮革物料。天然石材檯面。</p> <p>陶瓷坐廁。</p> <p>以下單位之主人浴室為天然石材洗手盆配鍍鉻龍頭： 第6座3樓及4樓之所有單位（複式）； 第6座5樓至12樓、15樓至23樓及25樓至27樓之A單位； 第6座26樓及27樓之C單位（複式）； 第6座28樓至天台之所有單位（複式）； 第7座27樓及28樓之C及D單位（複式）； 第7座28樓及29樓之A單位（複式）； 第7座30樓至天台之所有單位（複式）； 第8座28樓至29樓之所有單位（複式）； 第8座30樓至天台之所有單位（複式）； 1至3號獨立屋及5至8號獨立屋。</p> <p>其他單位之主人浴室及所有單位之浴室為陶瓷洗手盆配鍍鉻龍頭。</p> <p><b>主人浴室淋浴間：</b> 以下單位之主人浴室淋浴間裝設鍍鉻淋浴套裝連牆身噴水咀及天花淋浴花灑： 第6座5樓至12樓、15樓至23樓及25樓至27樓之A單位； 第6座28樓至天台之A單位（複式）； 第7座30樓至天台之C單位（複式）； 第8座30樓至天台之C單位（複式）； 1至3號獨立屋及5至8號獨立屋。</p> <p>以下單位之主人浴室淋浴間裝設鍍鉻淋浴套裝： 第6座5樓至12樓、15樓至23樓及25樓之D單位。</p> <p>其他單位主人浴室之淋浴間裝設沙面鍍鉻淋浴柱。</p>

細項	描述
	<p><b>浴室淋浴間：</b> 以下單位浴室淋浴間裝設沙面鍍鉻淋浴柱： 第6座28樓至天台A單位（複式）之浴室3； 第7座28樓及29樓A單位（複式）之浴室3； 第7座30樓至天台所有單位（複式）之浴室3； 第8座30樓至天台C單位（複式）之浴室3。</p> <p>以下單位浴室之淋浴間裝設鍍鉻淋浴套裝連牆身噴水咀及天花淋浴花灑： 第6座28樓至天台A單位（複式）之浴室5； 第7座30樓至天台C單位（複式）之浴室5； 第8座30樓至天台C單位（複式）之浴室5。</p> <p>以下單位浴室之淋浴間裝設鍍鉻淋浴套裝及天花淋浴花灑： 1至2號獨立屋及8號獨立屋之浴室2及3； 3號獨立屋及5至7號獨立屋之浴室2至4。</p> <p>其他單位之淋浴間（如有）裝設鍍鉻淋浴套裝。</p> <p><b>主人浴室浴缸：</b> 以下單位之主人浴室裝設1700毫米長 x 1200毫米闊 x 450毫米高搪瓷鋼鐵噴水浴缸、鍍鉻龍頭及淋浴套裝： 第6座5樓至12樓、15樓至23樓及25樓至27樓之A單位； 第6座28樓至天台之A單位（複式）； 第7座30樓至天台之C單位（複式）； 第8座30樓至天台之C單位（複式）； 1至3號獨立屋及5至8號獨立屋。</p> <p>以下單位之主人浴室裝設1700毫米長 x 750毫米闊 x 450毫米高搪瓷鋼鐵噴水浴缸、鍍鉻龍頭及淋浴套裝： 第6座3樓及4樓之所有單位（複式）； 第6座26樓及27樓之C單位（複式）； 第6座28樓至天台之C單位（複式）； 第7座5樓至12樓、15樓至23樓及25樓至26樓之C及D單位； 第7座27樓及28樓之C及D單位（複式）； 第7座28樓及29樓之A單位（複式）； 第7座30樓至天台之A單位（複式）； 第8座6樓至12樓、15樓至23樓及25樓至27樓之D單位； 第8座28樓至29樓之所有單位（複式）； 第8座30樓至天台之A單位（複式）。</p> <p>以下單位之主人浴室裝設1500毫米長 x 700毫米闊 x 410毫米高搪瓷鋼鐵浴缸、鍍鉻龍頭及淋浴套裝： 第7座5樓至12樓、15樓至23樓及25樓至27樓之A及B單位。</p>



FITTINGS, FINISHES AND APPLIANCES  
裝置、裝修物料及設備

3. 室內裝置

細項	描述
	<p>以下單位之主人浴室裝設1500毫米長 x 700毫米闊 x 410毫米高搪瓷鋼鐵浴缸配鍍鉻龍頭：</p> <p>第6座5樓至12樓、15樓至23樓及25樓至27樓之B單位；</p> <p>第6座5樓至12樓、15樓至23樓及25樓之C及D單位；</p> <p>第7座29樓之C及D單位；</p> <p>第8座5樓至12樓、15樓至23樓及25樓至27樓之A及B單位；</p> <p>第8座6樓至12樓、15樓至23樓及25樓至27樓之C單位。</p> <p><b>浴室浴缸配置：</b></p> <p>以下單位之浴室裝設1500毫米長 x 700毫米闊 x 410毫米高搪瓷鋼鐵浴缸配鍍鉻龍頭：</p> <p>第6座5樓至12樓、15樓至23樓及25樓A單位之浴室2；</p> <p>第6座28樓至天台A單位（複式）之浴室3；</p> <p>第7座28樓及29樓A單位（複式）之浴室3；</p> <p>第7座30樓至天台之所有單位（複式）之浴室3；</p> <p>第8座30樓至天台之C單位（複式）之浴室3；</p> <p>1至2號獨立屋及8號獨立屋之浴室2；</p> <p>3號獨立屋及5至7號獨立屋之浴室3。</p> <p>以下單位之浴室裝設1500毫米長 x 700毫米闊 x 410毫米高搪瓷鋼鐵浴缸配鍍鉻龍頭及淋浴套裝：</p> <p>第6座3樓及4樓B單位（複式）之浴室2；</p> <p>第8座28樓及29樓A單位（複式）之浴室3；</p> <p>第8座30樓至天台A單位（複式）之浴室3；</p> <p>1號獨立屋及8號獨立屋之浴室4。</p> <p><b>主人浴室及浴室內其他配置：</b></p> <p>所有單位裝設鍍鉻廁紙架及鍍鉻毛巾棍。</p> <p>所有單位裝設鍍鉻掛衣鉤。（除第6座28樓至天台之A單位（複式）的浴室5、第7座30樓至天台樓之C單位（複式）的浴室5及8座30樓至天台之C單位（複式）的浴室5）</p> <p>以下單位之主人浴室設有鍍鉻發熱毛巾架：</p> <p>第6座5樓至12樓、15樓至23樓及25樓至27樓之A單位；</p> <p>第6座28樓至天台之A單位（複式）；</p> <p>第7座30樓至天台之C單位（複式）；</p> <p>第8座30樓至天台之C單位（複式）；</p> <p>1至3號獨立屋及5至8號獨立屋。</p>

細項	描述
	<p>以下單位主人浴室設有鍍鉻發光鏡：</p> <p>第6座3樓及4樓之所有單位（複式）；</p> <p>第6座5樓至12樓、15樓至23樓、25樓及26樓之A單位；</p> <p>第6座26樓及27樓之C單位（複式）；</p> <p>第6座27樓之A單位；</p> <p>第6座28樓至天台之所有單位（複式）；</p> <p>第7座5樓至12樓、15樓至23樓及25樓至26樓之C及D單位；</p> <p>第7座27樓及28樓之C及D單位（複式）；</p> <p>第7座28樓及29樓之A單位（複式）；</p> <p>第7座30樓至天台之所有單位（複式）；</p> <p>第8座6樓至12樓、15樓至23樓及25樓至27樓之D單位；</p> <p>第8座28樓至29樓之所有單位（複式）；</p> <p>第8座30樓至天台之所有單位（複式）；</p> <p>1至3號獨立屋及5至8號獨立屋。</p> <p>以下單位主人浴室設有鍍鉻及不銹鋼蒸汽套裝：</p> <p>1至3號獨立屋及5至8號獨立屋。</p> <p>以下單位浴室設有鍍鉻及不銹鋼蒸汽套裝：</p> <p>第6座28樓至天台A單位（複式）之浴室5；</p> <p>第7座30樓至天台C單位（複式）之浴室5；</p> <p>第8座30樓至天台C單位（複式）之浴室5。</p> <p>以下單位浴室窗戶設有手動人造皮革百葉簾：</p> <p>第6座26樓A單位之浴室3；</p> <p>第6座26樓及27樓C單位（複式）之浴室3；</p> <p>第6座28樓至天台A單位（複式）之浴室2至浴室5；</p> <p>第6座28樓至天台C單位（複式）之浴室3；</p> <p>第7座27樓及28樓C及D單位（複式）之浴室3；</p> <p>第7座28樓及29樓A單位（複式）之浴室3及客廳洗手間；</p> <p>第7座30樓至天台A單位（複式）之浴室3及客廳洗手間；</p> <p>第7座30樓至天台C單位（複式）之浴室4；</p> <p>第8座6樓至12樓、15樓至23樓及25樓至27樓C單位之主人浴室；</p> <p>第8座28樓及29樓A單位（複式）之主人浴室、浴室2、浴室3及客廳洗手間；</p> <p>第8座28樓及29樓C及D單位（複式）之浴室3；</p> <p>第8座30樓至天台A單位（複式）之主人浴室、浴室2、浴室3及客廳洗手間；</p> <p>第8座30樓至天台C單位（複式）之浴室4；</p> <p>2至3號獨立屋及5至7號獨立屋之主人浴室及浴室3；</p> <p>1號獨立屋客廳洗手間；</p> <p>1號獨立屋及8號獨立屋之浴室3及4。</p>



3. 室內裝置

細項	描述
	<p>以下單位主人浴室窗戶設有電動人造皮革百葉簾：</p> <p>第6座3樓及4樓之A單位（複式）；</p> <p>第6座5樓至12樓、15樓至23樓及25樓至27樓之A單位；</p> <p>第6座28樓至天台之A單位（複式）；</p> <p>第7座27樓及28樓之C及D單位（複式）；</p> <p>第8座28樓及29樓之C及D單位（複式）；</p> <p>1號獨立屋及8號獨立屋。</p> <p>以下單位主人浴室窗戶設有電動及手動人造皮革百葉簾：</p> <p>第7座30樓至天台之C單位（複式）；</p> <p>第8座30樓至天台之C單位（複式）。</p> <p>間接供水系統；冷熱供水系統均採用附有隔熱層之銅喉。</p> <p>有關設備品牌名稱及產品型號，請參閱“設備說明表”。</p>
(c) 廚房	<p>不銹鋼洗滌盆配鍍鉻龍頭。</p> <p>所有住宅大樓住宅單位廚房選用木製廚櫃組合配玻璃及鋁飾面門板。</p> <p>獨立屋選用木製廚櫃組合配玻璃、焗漆及木紋飾面門板；</p> <p>獨立屋之廚房窗戶設有手動百葉簾。</p> <p>冷熱供水系統均採用附有隔熱層之銅喉。</p> <p>有關設備品牌名稱及產品型號，請參閱“設備說明表”。</p>
(d) 睡房	<p>以下單位主人睡房之窗戶及通往露台、工作平台及平台的門設有電動及手動窗紗：</p> <p>第6座5樓至12樓、15樓至23樓及25樓之C單位；</p> <p>第8座6樓至12樓、15樓至23樓及25樓至27樓之C單位；</p> <p>第7座28樓及29樓之A單位（複式）；</p> <p>第7座30樓至天台之A單位（複式）。</p> <p>其他單位及獨立屋主人睡房之窗戶及通往露台、工作平台及平台的門設有電動窗紗。</p> <p>獨立屋睡房之窗戶及通往平台的門設有手動窗紗。</p>
(e) 電話	<p>所有客/飯廳、睡房及工作間均裝有電話插座。</p> <p>以下單位之土多房裝有電話插座：</p> <p>第7座27樓及28樓之D單位（複式）；</p> <p>第7座29樓之C及D單位；</p> <p>第8座28樓至29樓之D單位（複式）。</p> <p>有關接駁點之位置及數目，請參閱“單位機電裝置數量說明表”及“機電裝置平面圖”。</p>

細項	描述
(f) 天線	<p>所有客/飯廳、睡房及工作間均裝有電視/電台天線插座以供接收本地電視及電台節目。</p> <p>以下單位之土多房亦裝有電視/電台天線插座以供接收本地電視及電台節目：</p> <p>第7座27樓及28樓之D單位（複式）；</p> <p>第7座29樓之C及D單位；</p> <p>第8座28樓及29樓之D單位（複式）。</p> <p>有關接駁點之位置及數目，請參閱“單位機電裝置數量說明表”及“機電裝置平面圖”。</p>
(g) 電力裝置	<p>提供三相電力供電並備有微型斷路器配電箱。</p> <p>照明及供電點之導管暗藏於批盪、假天花、假陣及櫃內。</p> <p>有關電插座及空調機之位置及數目，請參閱“單位機電裝置數量說明表”及“機電裝置平面圖”。</p>
(h) 氣體供應	<p>每戶廚房裝有煤氣喉駁煤氣煮食爐。</p> <p>以下單位之平台設有煤氣接駁位：</p> <p>第6座26樓之A單位；</p> <p>第6座26樓及27樓之C單位（複式）；</p> <p>第6座28樓至天台之所有單位（複式）；</p> <p>第7座27樓及28樓之C及D單位（複式）；</p> <p>第7座28樓及29樓之A單位（複式）；</p> <p>第7座30樓至天台之所有單位（複式）；</p> <p>第8座28樓及29樓之所有單位（複式）；</p> <p>第8座30樓至天台之所有單位（複式）；</p> <p>1至3號獨立屋及5至8號獨立屋。</p>
(i) 洗衣機接駁點	<p>洗衣機配備來水及去水接駁點。（設計：連接去水喉直徑為40毫米及連接來水喉直徑為15毫米）</p> <p>所有單位（除第6座5樓至12樓、15樓至23樓及25樓至27樓之A單位）及所有獨立屋（除1號獨立屋及8號獨立屋）設有2合1洗衣乾衣機連供水及去水接駁點於廚房內。</p> <p>第6座5樓至12樓、15樓至23樓及25樓至27樓之A單位設有2合1洗衣/乾衣機連來去水接駁點於工作間內。</p> <p>1號獨立屋及8號獨立屋設有洗衣機及乾衣機連供水及去水接駁點於廚房內。</p> <p>有關接駁點之位置，請參閱“機電裝置平面圖”。</p>
(j) 供水	<p>冷熱水供應系統採用外露銅喉管暗藏於批盪、假天花、假陣及櫃內。</p> <p>有熱水供應。</p>



FITTINGS, FINISHES AND APPLIANCES

裝置、裝修物料及設備

4. 雜項

細項	描述
(a) 升降機	<p><b>住宅大樓：</b></p> <p>- 各座住宅大樓裝有4部"富士達"住客升降機（產品型號：ACGL）穿梭以下樓層：</p> <p>第6座TL21及TL22號升降機：地下至3樓、5樓至12樓、15樓至23樓及25樓至28樓；</p> <p>第6座TL24及TL25號升降機：地下至3樓、5樓至12樓、15樓至23樓、25樓至26樓及28樓；</p> <p>第7座TL26及TL27號升降機：地下至3樓、5樓至12樓、15樓至23樓、25樓至28樓及30樓；</p> <p>第7座TL29及TL30號升降機：地下至3樓、5樓至12樓、15樓至23樓、25樓至27樓及29樓至30樓；</p> <p>第8座TL31及TL32號升降機：地下至3樓、5樓至12樓、15樓至23樓、25樓至28樓及30樓；</p> <p>第8座TL34及TL35號升降機：地下至3樓、6樓至12樓、15樓至23樓、25樓至28樓及30樓。</p> <p>- 住宅大樓裝有1部"富士達"消防升降機（產品型號：PMGL）穿梭以下樓層：</p> <p>第6座 地下至12樓、15樓至23樓及25樓至29樓；</p> <p>第7座 地下至3樓、5樓至12樓、15樓至23樓及25樓至31樓；</p> <p>第8座 地下至3樓、5樓至12樓、15樓至23樓及25樓至31樓。</p> <p><b>平台：</b></p> <p>- 3部 "富士達"住客升降機（產品型號：BELTA及ML-GSh）穿梭地庫至3樓。</p> <p>- 1部 "富士達"住客升降機（產品型號：ML-GSh）穿梭地下至3樓。</p> <p>- 1部 "富士達"住客升降機（產品型號：ML- GSh）穿梭地下至2樓。</p> <p>- 1部 "富士達"住客升降機（產品型號：ML-GSh）穿梭地庫至2樓。</p> <p><b>1號獨立屋及8號獨立屋：</b></p> <p>裝有1部"富士達"住客升降機（產品型號：ML-GSh）穿梭獨立屋停車層至獨立屋第三層。</p>
(b) 信箱	設有不銹鋼信箱。
(c) 垃圾收集	<p>垃圾及物料回收室位於第6座至第8座每層住宅樓層（第6座4樓、29樓及天台、第7座31樓及天台、第8座29樓、31樓及天台除外），由清潔工人收集垃圾。</p> <p>垃圾及物料回收箱位於每間獨立屋停車層，由清潔工人收集垃圾。</p> <p>垃圾及物料回收房設於地下樓層。</p>
(d)水錶、電錶及氣體錶	<p>住宅大樓住宅單位每戶之獨立水錶安裝每層住宅樓層之公共水錶櫃內。</p> <p>每間獨立屋之獨立水錶安裝於公共水錶櫃內。</p> <p>住宅大樓住宅單位每戶之獨立電錶安裝每層住宅樓層之電錶房內。</p> <p>每間獨立屋之獨立電錶安裝於電錶房內。</p> <p>住宅大樓住宅單位每戶廚房均裝有獨立煤氣錶。</p> <p>每間獨立屋之廚房均裝有獨立煤氣錶。</p> <p>有關煤氣錶位置，請參閱"機電裝置平面圖"。</p>

5. 保安設施

細項	描述
保安系統及設備	<p><b>住宅大樓:</b></p> <p>入口大堂、停車場、升降機內及公用空間均設有閉路電視並連接3樓控制室。</p> <p>3樓之住宅大樓入口大堂設有對講機連接單位內的視像對講系統。</p> <p>住宅大樓住宅單位私人升降機大堂設有對講機系統連接3樓控制室。</p> <p>住宅大樓住宅單位私人升降機大堂設有鏡頭(不連對講機)連接單位內的視像對講系統。</p> <p>住宅大樓住宅單位私人升降機大堂外公用空間設有對講機及鏡頭連接單位內的視像對講系統。</p> <p><b>獨立屋:</b></p> <p>花園入口設有視像對講面板連接單位內的視像對講系統。</p> <p>停車場及公用空間均設有閉路電視連接位於3樓控制室。</p>

6. 設備

細項	描述
設備	有關品牌名稱及產品型號，請參閱"設備說明表"。

備註：

賣方承諾如期數中沒有安裝指明的品牌名稱或產品型號的升降機或設備，將會安裝品質相若的升降機或設備。



Appliances Schedule - Kitchen & Living/Dining Room 設備說明表 - 廚房及客/飯廳

Tower 6 第6座

Location 位置	Appliance 設備	Brand Name 品牌	Model No. 型號	3/F & 4/F (Duplex) 3樓及4樓 (複式)		5/F - 12/F, 15/F - 23/F & 25/F 5樓至12樓, 15樓至23樓及25樓				26/F 26樓		26F&27F (Duplex) 26樓及 27樓 (複式)	27/F 27樓		28/F - Roof (Duplex) 28樓至天台 (複式)	
				A	B	A	B	C	D	A	B	C	A	B	A	C
Kitchen 廚房	Gas Cooking Hob 煤氣煮食爐	Gaggenau 嘉格納	VG231 334SG and及 VG232 334SG	√	√	√	√	√	√	√	√	√	√	√	√	√
	BBQ Grill 燒烤爐		VR230 134	√	√	√	-	√	-	√	-	√	√	-	√	√
	Induction Hob 電磁爐		VI230 134	√	√	-	-	-	-	-	-	√	-	-	√	√
	Cooker Hood 抽油煙機		AW230 190	-	-	√	√	√	√	√	√	-	√	√	-	-
	Cooker Hood 抽油煙機		AW240 120	√	√	-	-	-	-	-	-	√	-	-	√	√
	2 in 1 Washer/Dryer Machine 2合1洗衣/乾衣機		WD200 140	√	√	-	√	√	√	-	√	√	-	√	√	√
	2 in 1 Washer/Dryer Machine 2合1洗衣/乾衣機		WD220140	-	-	√*	-	-	-	√*	-	-	√*	-	-	-
	Steam Oven 蒸爐		BSP220 110 or或 BSP221 110	√	√	√	√	√	√	√	√	√	√	√	√	√
	Refrigerator 雪櫃		RB282 303	-	-	√	√	√	√	√	√	-	√	√	-	-
	Refrigerator 雪櫃		RY492 301	√	√	-	-	-	-	-	-	√	-	-	√	√
	Refrigerator 雪櫃	Bosch 博世	KUR15A50GB	√	√	√	-	√	-	√	-	√	√	-	√	√
	Oven 焗爐	Gaggenau 嘉格納	BOP210 111 or或 BOP211 111	√	√	√	√	√	√	√	√	√	√	√	√	√
	Microwave Oven 微波爐		BMP224 110 or或 BMP225 110	-	-	-	√	√	√	-	√	-	-	√	-	-
	Wine Cellar 酒櫃		RW404 261	-	-	-	-	√	-	-	-	-	-	-	-	-
	Warming Drawer 暖櫃		WSP222 110	√	√	√	-	-	-	√	-	√	√	-	√	√
	Dish Washer 洗碗機		DF250 160	√	√	√	-	-	-	√	-	√	√	-	√	√
	Coffee Maker 咖啡機		CMP250 110	-	-	-	-	-	-	-	-	√	-	-	√	√
	Exhaust Fan 抽氣扇	Panasonic 樂聲	FV-05NU1H	√	√	√	√	√	√	√	√	√	√	√	√	√
	TV (16.4") 電視機 (16.4")	Oolaa	BTV17 (MG-P)	√	√	√	√	√	√	√	√	√	√	√	√	√
Living/ Dining Room 客/飯廳	Refrigerator 雪櫃	Bosch 博世	KUR15A50GB	√	√	√	-	-	-	√	-	√	√	-	√	√
	Microwave Oven 微波爐	Gaggenau 嘉格納	BMP224 110 or或 BMP225 110	√	√	√	-	-	-	√	-	√	√	-	√	√
	Warming Drawer 暖櫃		WSP221 110	√	√	√	-	-	-	√	-	√	√	-	√	√
	Wine Cellar 酒櫃		RW464 361	√	√	√	-	-	-	√	-	√	√	-	√	√
	Coffee Maker 咖啡機		CMP250 110	√	√	√	-	-	-	√	-	√	√	-	√	√

Note:

1. The symbol “-” as shown in the above table denotes “Not provided”.

2. The Vendor undertakes that if lifts or appliances of the specified brand name or model number are not installed in the Phase, lifts or appliances of comparable quality will be installed.

3. The symbol “\*” as shown in the above table donates the appliance installed at utility room.

備註:

1. 上表 “-” 代表不提供。

2. 賣方承諾如期數中沒有安裝指明的品牌名稱或產品型號的升降機或設備，便會安裝品質相若的升降機或設備。

3. 上表 “\*” 代表設備安裝於工作間。



FITTINGS, FINISHES AND APPLIANCES  
裝置、裝修物料及設備

Appliances Schedule - Kitchen & Living/Dining Room 設備說明表 - 廚房及客/飯廳

Tower 7 第7座

Location 位置	Appliance 設備	Brand Name 品牌	Model No. 型號	5/F - 12/F, 15/F - 23/F & 25/F - 26/F 5樓至12樓, 15樓至23樓及 25樓至26樓				27/F 27樓		27/F & 28/F (Duplex) 27樓及28樓 (複式)		28F&29F (Duplex) 28樓及 29樓 (複式)	29/F 29樓		30/F - Roof (Duplex) 30樓至天台 (複式)	
				A	B	C	D	A	B	C	D	A	C	D	A	C
Kitchen 廚房	Gas Cooking Hob 煤氣煮食爐	Gaggenau 嘉格納	VG231 334SG and及VG232 334SG	√	√	√	√	√	√	√	√	√	√	√	√	√
	BBQ Grill 燒烤爐		VR230 134	-	-	√	√	-	-	√	√	√	√	√	√	√
	Induction Hob 電磁爐		VI230 134	-	-	-	-	-	-	√	√	√	-	-	√	√
	Cooker Hood 抽油煙機		AW230 190	√	√	√	√	√	√	-	-	-	√	√	-	-
	Cooker Hood 抽油煙機		AW240 120	-	-	-	-	-	-	√	√	√	-	-	√	√
	2 in 1 Washer/Dryer Machine 2合1洗衣/乾衣機		WD200 140	√	√	√	√	√	√	√	√	√	√	√	√	√
	Steam Oven 蒸爐		BSP220 110 or或 BSP221 110	√	√	-	-	√	√	√	√	√	√	√	√	√
	Refrigerator 雪櫃		RB282 303	√	√	√	√	√	√	-	-	-	√	√	-	-
	Refrigerator 雪櫃		RY492 301	-	-	-	-	-	-	√	√	√	-	-	√	√
	Refrigerator 雪櫃	Bosch 博世	KUR15A50GB	-	-	-	-	-	-	√	√	√	-	-	√	√
	Oven 焗爐	Gaggenau 嘉格納	BOP210 111 or或 BOP211 111	√	√	√	√	√	√	√	√	√	√	√	√	√
	Microwave Oven 微波爐		BMP224 110 or或 BMP225 110	√	√	-	-	√	√	-	-	-	√	√	-	-
	Warming Drawer 暖櫃		WSP222 110	-	-	-	-	-	-	√	√	√	-	-	√	√
	Dish Washer 洗碗機		DF250 160	-	-	-	-	-	-	√	√	√	-	-	√	√
	Coffee Maker 咖啡機		CMP250 110	-	-	-	-	-	-	√	√	√	-	-	√	√
	Exhaust Fan 抽氣扇	Panasonic 樂聲	FV-05NU1H	√	√	√	√	√	√	√	√	√	√	√	√	√
	TV (16.4") 電視機 (16.4")	Oolaa	BTV17 (MG-P)	√	√	√	√	√	√	√	√	√	√	√	√	√
Living/ Dining Room 客/飯廳	Refrigerator 雪櫃	Bosch 博世	KUR15A50GB	-	-	√	√	-	-	√	√	√	-	-	√	√
	Microwave Oven 微波爐	Gaggenau 嘉格納	BMP224 110 or或 BMP225 110	-	-	√	√	-	-	√	√	√	-	-	√	√
	Steam Oven 蒸爐		BSP220 110 or或 BSP221 110	-	-	√	√	-	-	-	-	-	-	-	-	-
	Warming Drawer 暖櫃		WSP221 110	-	-	√	√	-	-	√	√	√	-	-	√	√
	Wine Cellar 酒櫃		RW464 361	-	-	-	-	-	-	√	√	√	-	-	√	√
	Wine Cellar 酒櫃		RW404 261	-	-	√	√	-	-	-	-	-	-	-	-	-
	Coffee Maker 咖啡機		CMP250 110	-	-	√	√	-	-	√	√	√	-	-	√	√

Note:  
1. The symbol “-” as shown in the above table denotes “Not provided”.  
2. The Vendor undertakes that if lifts or appliances of the specified brand name or model number are not installed in the Phase, lifts or appliances of comparable quality will be installed.

備註：  
1. 上表“-”代表不提供。  
2. 賣方承諾如期數中沒有安裝指明的品牌名稱或產品型號的升降機或設備，便會安裝品質相若的升降機或設備。



Appliances Schedule - Kitchen & Living/Dining Room 設備說明表 - 廚房及客/飯廳

Tower 8 第8座

Location 位置	Appliance 設備	Brand Name 品牌	Model No. 型號	5/F 5樓		6/F - 12/F, 15/F - 23/F & 25/F - 27/F 6樓至12樓, 15樓至23樓及 25樓至27樓				28/F & 29/F (Duplex) 28樓及29樓 (複式)			30/F - Roof (Duplex) 30樓至天台 (複式)	
				A	B	A	B	C	D	A	C	D	A	C
Kitchen 廚房	Gas Cooking Hob 煤氣煮食爐	Gaggenau 嘉格納	VG231 334SG and及 VG232 334SG	√	√	√	√	√	√	√	√	√	√	√
	BBQ Grill 燒烤爐		VR230 134	√	-	√	-	√	√	√	√	√	√	√
	Induction Hob 電磁爐		VI230 134	-	-	-	-	-	-	√	√	√	√	√
	Cooker Hood 抽油煙機		AW230 190	√	√	√	√	√	√	-	-	-	-	-
	Cooker Hood 抽油煙機		AW240 120	-	-	-	-	-	-	√	√	√	√	√
	2 in 1 Washer/Dryer Machine 2合1洗衣/乾衣機		WD200 140	√	√	√	√	√	√	√	√	√	√	√
	Steam Oven 蒸爐		BSP220 110 or或 BSP221 110	√	√	√	√	√	-	√	√	√	√	√
	Refrigerator 雪櫃		RB282 303	√	√	√	√	√	√	-	-	-	-	-
	Refrigerator 雪櫃		RY492 301	-	-	-	-	-	-	√	√	√	√	√
	Refrigerator 雪櫃	Bosch 博世	KUR15A50GB	-	-	-	-	√	-	√	√	√	√	√
	Oven 焗爐	Gaggenau 嘉格納	BOP210 111 or或 BOP211 111	√	√	√	√	√	√	√	√	√	√	√
	Microwave Oven 微波爐		BMP224 110 or或 BMP225 110	√	√	√	√	√	-	-	-	-	-	-
	Wine Cellar 酒櫃		RW404 261	√	-	√	-	√	-	-	-	-	-	-
	Warming Drawer 暖櫃		WSP222 110	-	-	-	-	-	-	√	√	√	√	√
	Dish Washer 洗碗機		DF250 160	-	-	-	-	-	-	√	√	√	√	√
	Coffee Maker 咖啡機		CMP250 110	-	-	-	-	-	-	√	√	√	√	√
	Exhaust Fan 抽氣扇	Panasonic 樂聲	FV-05NU1H	√	√	√	√	√	√	√	√	√	√	√
	TV (16.4") 電視機 (16.4")	Oolaa	BTv17 (MG-P)	√	√	√	√	√	√	√	√	√	√	√
Living/ Dining Room 客/飯廳	Refrigerator 雪櫃	Bosch 博世	KUR15A50GB	-	-	-	-	-	√	√	√	√	√	√
	Microwave Oven 微波爐	Gaggenau 嘉格納	BMP224 110 or或 BMP225 110	-	-	-	-	-	√	√	√	√	√	√
	Steam Oven 蒸爐		BSP220 110 or或 BSP221 110	-	-	-	-	-	√	-	-	-	-	-
	Warming Drawer 暖櫃		WSP221 110	-	-	-	-	-	√	√	√	√	√	√
	Wine Cellar 酒櫃		RW464 361	-	-	-	-	-	-	√	√	√	√	√
	Wine Cellar 酒櫃		RW404 261	-	-	-	-	-	√	-	-	-	-	-
	Coffee Maker 咖啡機		CMP250 110	-	-	-	-	-	√	√	√	√	√	√

Note:

- The symbol “-” as shown in the above table denotes “Not provided”.
- The Vendor undertakes that if lifts or appliances of the specified brand name or model number are not installed in the Phase, lifts or appliances of comparable quality will be installed.

備註：

- 上表 “-” 代表不提供。
- 賣方承諾如期數中沒有安裝指明的品牌名稱或產品型號的升降機或設備，便會安裝品質相若的升降機或設備。



FITTINGS, FINISHES AND APPLIANCES  
裝置、裝修物料及設備

Appliances Schedule - Kitchen 設備說明表 - 廚房

House 獨立屋

Location 位置	Appliance 設備	Brand Name 品牌	Model No. 型號	House 1 & 8 1及8號獨立屋	House 2, 3, 5, 6 & 7 2, 3, 5, 6及7號獨立屋
Kitchen 廚房	Gas Cooking Hob 煤氣煮食爐	Gaggenau 嘉格納	VG231 334SG and及 VG232 334SG	√	√
	BBQ Grill 燒烤爐		VR230 134	√	√
	Induction Hob 電磁爐		VI230 134	√	√
	Cooker Hood 抽油煙機		AW240 120	√	√
	2 in 1 Washer/Dryer Machine 2合1洗衣/乾衣機		WD200 140	√	√
	Steam Oven 蒸爐		BSP220 110 or或 BSP221 110	√	√
	Refrigerator 雪櫃	Sub-Zero	ICBBI-36S/S/TH	√	√
	Refrigerator 雪櫃	Bosch 博世	KUR15A50GB	√	√
	Oven 焗爐	Gaggenau 嘉格納	BOP210 111 or或 BOP211 111	-	√
	Oven 焗爐		EB385 110	√	-
	Microwave Oven 微波爐		BMP224 110 or或 BMP225 110	√	√
	Warming Drawer 暖櫃		WSP221 110	√	√
	Warming Drawer 暖櫃		WSP222 110	√	√
	Wine Cellar 酒櫃	Sub-Zero	ICBIW-24	√	√
	Dish Washer 洗碗機	Gaggenau 嘉格納	DF250 160	√	√
	Coffee Maker 咖啡機		CMP250 110	√	√
	Exhaust Fan 抽氣扇	Panasonic 樂聲	FV-05NU1H	√	√
	TV (16.4") 電視機 (16.4")	Oolaa	BTV17 (MG-P)	√	√

Note:

1. The symbol “-” as shown in the above table denotes “Not provided”.

2. The Vendor undertakes that if lifts or appliances of the specified brand name or model number are not installed in the Phase, lifts or appliances of comparable quality will be installed.

備註：

1. 上表 “-” 代表不提供。

2. 賣方承諾如期數中沒有安裝指明的品牌名稱或產品型號的升降機或設備，便會安裝品質相若的升降機或設備。



Appliances Schedule - Bathroom, Powder Room & Lavatory 設備說明表 - 浴室/客廳洗手間/洗手間

Tower 6 第6座

Location 位置	Appliance 設備	Brand Name 品牌	Model No. 型號	3/F & 4/F (Duplex) 3樓及4樓 (複式)		5/F - 12/F, 15/F - 23/F & 25/F 5樓至12樓, 15樓至23樓及25樓				26/F 26樓		26F&27F (Duplex) 26樓及 27樓 (複式)	27/F 27樓		28/F - Roof (Duplex) 28樓至天台 (複式)	
				A	B	A	B	C	D	A	B	C	A	B	A	C
Master Bathroom 主人浴室	TV (18.5") 電視機 (18.5")	Oolaa	BTV19 (MG-P)	√	√	√	-	-	-	√	-	√	√	-	√	√
	TV (16.4") 電視機 (16.4")		BTV17 (MG-P)	-	-	-	√	√	√	-	√	-	-	√	-	-
	Cosmetic Cooler 化妝品雪櫃	Biszet	b7	√	√	√	-	-	-	√	-	√	√	-	√	√
	Exhaust Fan 抽氣扇	Panasonic 樂聲	FV-04NU1H	-	-	-	√	√	√	-	√	-	-	√	-	-
	Exhaust Fan 抽氣扇		FV-05NU1H	√	√	√	-	-	-	√	-	√	√	-	√	√
	Dehumidifier 抽濕機	Cold Magic 高美	CDH-22R2B	√	√	√	√	√	√	√	√	√	√	√	√	√
Bathroom 2 浴室2	TV (16.4") 電視機 (16.4")	Oolaa	BTV17 (MG-P)	-	-	√	-	-	-	-	-	-	-	-	-	-
	Exhaust Fan 抽氣扇	Panasonic 樂聲	FV-04NU1H	√	√	√	√	√	√	√	√	√	√	√	√	√
	Dehumidifier 抽濕機	Cold Magic 高美	CDH-22R2B	-	-	-	√	√	√	√	√	√	-	√	√	√
Bathroom 3 浴室3	TV (16.4") 電視機 (16.4")	Oolaa	BTV17 (MG-P)	-	-	-		-		-		-	-		√	-
	Exhaust Fan 抽氣扇	Panasonic 樂聲	FV-04NU1H	√	√	√		√		√		√	√		√	
	Dehumidifier 抽濕機	Cold Magic 高美	CDH-22R2B	√	√	√		-		-		-	√		-	-
Bathroom 4 浴室4	Exhaust Fan 抽氣扇	Panasonic 樂聲	FV-04NU1H	√											√	
Bathroom 5 浴室5	Exhaust Fan 抽氣扇		FV-04NU1H												√	
Powder Room 客廳洗手間	Exhaust Fan 抽氣扇		FV-04NU1H	√	√							√				√
Lavatory 洗手間	Exhaust Fan 抽氣扇		FV-04NU1H	√	√	√	√	√	√	√	√	√	√	√	√	√

Note:

1. The symbol “-” as shown in the above table denotes “Not provided”.

2. The symbol “/” as shown in the above table denotes “Not applicable”.

3. The Vendor undertakes that if lifts or appliances of the specified brand name or model number are not installed in the Phase, lifts or appliances of comparable quality will be installed.

備註：

1. 上表 “-” 代表不提供。

2. 上表 “/” 代表不適用。

3. 賣方承諾如期數中沒有安裝指明的品牌名稱或產品型號的升降機或設備，便會安裝品質相若的升降機或設備。



FITTINGS, FINISHES AND APPLIANCES  
裝置、裝修物料及設備

Appliances Schedule - Bathroom, Powder Room & Lavatory 設備說明表 - 浴室/客廳洗手間/洗手間

Tower 7 第7座

Location 位置	Appliance 設備	Brand Name 品牌	Model No. 型號	5/F - 12/F, 15/F - 23/F & 25/F - 26/F 5樓至12樓, 15樓至23樓及25樓至26樓				27/F 27樓		27/F & 28/F (Duplex) 27樓及28樓 (複式)		28/F&29/F (Duplex) 28樓及 29樓 (複式)	29/F 29樓		30/F - Roof (Duplex) 30樓至天台 (複式)		
				A	B	C	D	A	B	C	D	A	C	D	A	C	
Master Bathroom 主人浴室	TV (18.5") 電視機 (18.5")	Oolaa	BTV19 (MG-P)	-	-	√	√	-	-	√	√	√	-	-	√	√	
	TV (16.4") 電視機 (16.4")		BTV17 (MG-P)	√	√	-	-	√	√	-	-	-	√	√	-	-	
	Cosmetic Cooler 化妝品雪櫃	Biszet	b7	-	-	-	-	-	-	√	√	√	-	-	√	√	
	Exhaust Fan 抽氣扇	Panasonic 樂聲	FV-04NU1H	√	√	-	-	√	√	-	-	-	√	√	-	-	
	Exhaust Fan 抽氣扇		FV-05NU1H	-	-	√	√	-	-	√	√	√	-	-	√	√	
	Dehumidifier 抽濕機	Cold Magic 高美	CDH-22R2B	√	√	√	√	√	√	√	√	√	√	√	√	√	
Bathroom 2 浴室2	Exhaust Fan 抽氣扇	Panasonic 樂聲	FV-04NU1H	√	√	√	√	√	√	√	√	√	√	√	√	√	
	Dehumidifier 抽濕機	Cold Magic 高美	CDH-22R2B	√	√	√	√	√	√	√	√	√	√	√	√	√	
Bathroom 3 浴室3	TV (16.4") 電視機 (16.4")	Oolaa	BTV17 (MG-P)			-	-			-	-	√			√	√	
	Exhaust Fan 抽氣扇	FV-04NU1H	√			√	√			√	√	√					
Bathroom 4 浴室4	Exhaust Fan 抽氣扇	Panasonic 樂聲	FV-04NU1H													√	
Bathroom 5 浴室5	Exhaust Fan 抽氣扇		FV-04NU1H													√	
Powder Room 客廳洗手間	Exhaust Fan 抽氣扇		FV-04NU1H								√	√	√			√	
Lavatory 洗手間	Exhaust Fan 抽氣扇		FV-04NU1H								√	√	√			√	
				√	√	√	√	√	√	√	√	√	√	√	√	√	

Note:

1. The symbol “-” as shown in the above table denotes “Not provided”.

2. The symbol “/” as shown in the above table denotes “Not applicable”.

3. The Vendor undertakes that if lifts or appliances of the specified brand name or model number are not installed in the Phase, lifts or appliances of comparable quality will be installed.

備註：

1. 上表 “-” 代表不提供。

2. 上表 “/” 代表不適用。

3. 賣方承諾如期數中沒有安裝指明的品牌名稱或產品型號的升降機或設備，便會安裝品質相若的升降機或設備。



Appliances Schedule - Bathroom, Powder Room & Lavatory 設備說明表 - 浴室/客廳洗手間/洗手間

Tower 8 第8座

Location 位置	Appliance 設備	Brand Name 品牌	Model No. 型號	5/F 5樓		6/F - 12/F, 15/F - 23/F & 25/F - 27/F 6樓至12樓, 15樓至23樓及25樓至27樓				28/F & 29/F (Duplex) 28樓及29樓 (複式)			30/F - Roof(Duplex) 30樓至天台 (複式)	
				A	B	A	B	C	D	A	C	D	A	C
Master Bathroom 主人浴室	TV (18.5") 電視機 (18.5")	Oolaa	BTV19 (MG-P)	-	-	-	-	-	√	√	√	√	√	√
	TV (16.4") 電視機 (16.4")		BTV17 (MG-P)	√	√	√	√	√	-	-	-	-	-	-
	Cosmetic Cooler 化妝品雪櫃	Biszet	b7	-	-	-	-	-	-	√	√	√	√	√
	Exhaust Fan 抽氣扇	Panasonic 樂聲	FV-04NU1H	√	√	√	√	√	-	-	-	-	-	-
	Exhaust Fan 抽氣扇		FV-05NU1H	-	-	-	-	-	√	√	√	√	√	√
	Dehumidifier 抽濕機	Cold Magic 高美	CDH-22R2B	√	√	√	√	√	√	√	√	√	√	√
Bathroom 2 浴室2	Exhaust Fan 抽氣扇	Panasonic 樂聲	FV-04NU1H	√	√	√	√	√	√	√	√	√	√	√
	Dehumidifier 抽濕機	Cold Magic 高美	CDH-22R2B	√	√	√	√	√	√	√	√	√	√	√
Bathroom 3 浴室3	TV (16.4") 電視機 (16.4")	Oolaa	BTV17 (MG-P)	-		-		-	-	-	-	-	-	√
	Exhaust Fan 抽氣扇	Panasonic 樂聲	FV-04NU1H	√		√		√	√	√	√	√	√	√
Bathroom 4 浴室4	Exhaust Fan 抽氣扇		FV-04NU1H											√
Bathroom 5 浴室5	Exhaust Fan 抽氣扇		FV-04NU1H											√
Powder Room 客廳洗手間	Exhaust Fan 抽氣扇		FV-04NU1H							√	√	√	√	
Lavatory 洗手間	Exhaust Fan 抽氣扇		FV-04NU1H	√	√	√	√	√	√	√	√	√	√	√

Note:

1. The symbol “-” as shown in the above table denotes “Not provided”.

2. The symbol “/” as shown in the above table denotes “Not applicable”.

3. The Vendor undertakes that if lifts or appliances of the specified brand name or model number are not installed in the Phase, lifts or appliances of comparable quality will be installed.

備註：

1. 上表 “-” 代表不提供。

2. 上表 “/” 代表不適用。

3. 賣方承諾如期數中沒有安裝指明的品牌名稱或產品型號的升降機或設備，便會安裝品質相若的升降機或設備。



FITTINGS, FINISHES AND APPLIANCES  
裝置、裝修物料及設備

Appliances Schedule - Bathroom, Powder Room & Lavatory 設備說明表 - 浴室/客廳洗手間/洗手間

House 獨立屋

Location 位置	Appliance 設備	Brand Name 品牌	Model No. 型號	House 1 & 8 1及8號獨立屋	House 2 2號獨立屋	House 3, 5, 6 & 7 3, 5, 6及7號獨立屋
Master Bathroom 主人浴室	TV (18.5") 電視機 (18.5")	Oolaa	BTV19 (MG-P)	√	√	√
	TV (10") 電視機 (10")		MTV10 (MF)	√	√	√
	Cosmetic Cooler 化妝品雪櫃	Biszet	b7	√	√	√
	Exhaust Fan 抽氣扇	Panasonic 樂聲	FV-05NU1H	√	√	√
	Dehumidifier 抽濕機	Cold Magic 高美	CDH-22R2B	√	√	√
Bathroom 2 浴室2	TV (16.4") 電視機 (16.4")	Oolaa	BTV17 (MG-P)	√	-	-
	Exhaust Fan 抽氣扇	Panasonic 樂聲	FV-04NU1H	√	√	√
	Dehumidifier 抽濕機	Cold Magic 高美	CDH-22R2B	√	√	√
Bathroom 3 浴室3	TV (16.4") 電視機 (16.4")	Oolaa	BTV17 (MG-P)	-	√	√
	Exhaust Fan 抽氣扇	Panasonic 樂聲	FV-04NU1H	√	√	√
	Dehumidifier 抽濕機	Cold Magic 高美	CDH-22R2B	√	√	√
Bathroom 4 浴室4	TV (16.4") 電視機 (16.4")	Oolaa	BTV17 (MG-P)	√	-	-
	Exhaust Fan 抽氣扇	Panasonic 樂聲	FV-04NU1H	√	-	√
	Dehumidifier 抽濕機	Cold Magic 高美	CDH-22R2B	√	-	√
Powder Room 客廳洗手間	Exhaust Fan 抽氣扇	Panasonic 樂聲	FV-04NU1H	√	√	√
Lavatory 洗手間	Exhaust Fan 抽氣扇		FV-04NU1H	√	√	√

Note:  
1. The symbol "-" as shown in the above table denotes "Not provided".  
2. The Vendor undertakes that if lifts or appliances of the specified brand name or model number are not installed in the Phase, lifts or appliances of comparable quality will be installed.

備註：  
1. 上表“-”代表不提供。  
2. 賣方承諾如期數中沒有安裝指明的品牌名稱或產品型號的升降機或設備，便會安裝品質相若的升降機或設備。



Appliances Schedule - Water Heater 裝備說明表 - 熱水爐

Tower 6 第6座

Location 位置	Appliance 設備	Brand Name 品牌	Model No. 型號	3/F & 4/F (Duplex) 3樓及4樓 (複式)		5/F - 12/F, 15/F - 23/F & 25/F 5樓至12樓,15樓至23樓及25樓				26/F 26樓		26/F & 27/F (Duplex) 26樓及 27樓 (複式)	27/F 27樓		28/F - Roof (Duplex) 28樓至天台 (複式)		
				A	B	A	B	C	D	A	B	C	A	B	A	C	
Kitchen 廚房	Electric Water Heater 電熱水爐	German Pool 德國寶	GPI-M5	√	√	√	√	√	√	√	√	√	√	√	√	√	
Master Bathroom 主人浴室	Gas Water Heater 煤氣熱水爐	TGC	NJW220 - TFL	√	-	√	√	√	√ &	√	√	-	√	√	√	-	
			NJW220 - TFQL	-	√^	-	-	-	-	-	-	√^	-	-	-	√^	
Bathroom 2 浴室2			NJW220 - TFQL	√#*	√^*	√#*	√^	√^*	√^	√#*	√^	√^*	√#*	√^	√^*	√^*	
Bathroom 3 浴室3			NJW220 - TFQL	√#*	√^*	√#*		√^*		√#*		√^*	√#*		√^*	√^*	
Bathroom 4 浴室4			NJW220 - TFL	√^												-	
			NJW220 - TFQL	-												√%*	
Bathroom 5 浴室5			NJW220 - TFQL													√*	
Powder Room 客廳洗手間	Electric Water Heater 電熱水爐	German Pool 德國寶	GPI-M5	√	√							√				√	
Lavatory 洗手間		German Pool 德國寶	DCX	√	√	√	√	√	√	√	√	√	√	√	√	√	
Roof 天台	Gas Water Heater 煤氣熱水爐	TGC	NJW220 - TFL												√(2)	√(2)	

Note:

1. ^ Installed at Kitchen

2. # Installed at Master Bathroom

3. & Installed at Bathroom 2

4. % Installed at Bathroom 5

5. ( ) Number of Water Heater

6. \*Shared Gas Water Heater

7. The symbol "-" as show in the above table denotes "Not provided".

8. The symbol "/" as shown in the above table denotes "Not applicable".

9. The Vendor undertakes that if lifts or appliances of the specified brand name or model number are not installed in the Phase, lifts or appliances of comparable quality will be installed.

備註：

1. ^ 安裝於廚房內

2. # 安裝於主人浴室內

3. & 安裝於浴室2內

4. % 安裝於浴室5內

5. ( ) 熱水爐數量

6. \* 共用煤氣熱水爐

7. 上表 "-" 代表不提供。

8. 上表 "/" 代表不適用。

9. 賣方承諾如期數中沒有安裝指明的品牌名稱或產品型號的升降機或設備，便會安裝品質相若的升降機或設備。



FITTINGS, FINISHES AND APPLIANCES  
裝置、裝修物料及設備

Appliances Schedule - Water Heater 裝備說明表 - 熱水爐

Tower 7 第7座

Location 位置	Appliance 設備	Brand Name 品牌	Model No. 型號	5/F - 12/F, 15/F - 23/F & 25/F - 26/F 5樓至12樓, 15樓至23樓及25樓至26樓				27/F 27樓		27/F & 28/F (Duplex) 27樓及28樓 (複式)		28/F & 29/F (Duplex) 28樓及 29樓 (複式)	29/F 29樓		30/F - Roof (Duplex) 30樓至天台 (複式)	
				A	B	C	D	A	B	C	D	A	C	D	A	C
Kitchen 廚房	Electric Water Heater 電熱水爐	German Pool 德國寶	GPI-M5	√	√	√	√	√	√	√	√	√	√	√	√	√
Master Bathroom 主人浴室	Gas Water Heater 煤氣熱水爐	TGC	NJW220 - TFL	√	√	√	√	√	√	-	-	-	√	√	-	√
			NJW220 - TFQL	-	-	-	-	-	-	√^	√^	√+	-	-	√+	-
Bathroom 2 浴室2			NJW220 - TFQL	√^	√^	√^*	√^*	√^	√^	√^*	√^*	√^*	√^	√^	√^*	√^*
Bathroom 3 浴室3			NJW220 - TFQL	/	/	√^*	√^*	/	/	√^*	√^*	√^*	/	/	√^*	√#*
Bathroom 4 浴室4			NJW220 - TFQL	/	/	/	/	/	/	/	/	/	/	/	√^*	
Bathroom 5 浴室5			NJW220 - TFQL	/	/	/	/	/	/	/	/	/	/	/	√#*	
Powder Room 客廳洗手間	Electric Water Heater 電熱水爐	German Pool 德國寶	GPI-M5	/	/	/	/	/	/	√	√	√	/	/	√	/
Lavatory 洗手間			DCX	√	√	√	√	√	√	√	√	√	√	√	√	√
Roof 天台	Gas Water Heater 煤氣熱水爐	TGC	NJW220 - TFL	/	/	/	/	/	/	/	/	/	/	/	√(2)	√(2)

- Note:
- ^ Installed at Kitchen
  - # Installed at Master Bathroom
  - + Installed at Bathroom 3
  - ( ) Number of Water Heater
  - \*Shared Gas Water Heater
  - The symbol "-" as show in the above table denotes "Not provided".
  - The symbol "/" as shown in the above table denotes "Not applicable".
  - The Vendor undertakes that if lifts or appliances of the specified brand name or model number are not installed in the Phase, lifts or appliances of comparable quality will be installed.

- 備註：
- ^ 安裝於廚房內
  - # 安裝於主人浴室內
  - + 安裝於浴室3內
  - ( ) 熱水爐數量
  - \* 共用煤氣熱水爐
  - 上表 "-" 代表不提供。
  - 上表 "/" 代表不適用。
  - 賣方承諾如期數中沒有安裝指明的品牌名稱或產品型號的升降機或設備，便會安裝品質相若的升降機或設備。



Appliances Schedule - Water Heater 裝備說明表 - 熱水爐

Tower 8 第8座

Location 位置	Appliance 設備	Brand Name 品牌	Model No. 型號	5/F 5樓		6/F - 12/F, 15/F - 23/F & 25/F - 27/F 6樓至12樓, 15樓至23樓及25樓至27樓				28/F & 29/F (Duplex) 28樓及29樓 (複式)			30/F - Roof (Duplex) 30樓至天台 (複式)		
				A	B	A	B	C	D	A	C	D	A	C	
Kitchen 廚房	Electric Water Heater 電熱水爐	German Pool 德國寶	GPI-M5	√	√	√	√	√	√	√	√	√	√	√	
Master Bathroom 主人浴室	Gas Water Heater 煤氣熱水爐	TGC	NJW220 - TFL	√	√	√	√	√&	√	-	-	-	-	√	
			NJW220 - TFQL	-	-	-	-	-	-	√+	√+	√^	√+	-	
Bathroom 2 浴室2			NJW220 - TFL	-	√	-	√	-	-	-	-	-	-	-	
Bathroom 3 浴室3			NJW220 - TFQL	√^*	-	√^*	-	√^*	√^*	√^*	√^*	√^*	√^*	√^*	√^*
			NJW220 - TFQL	√^*		√^*		√^*	√^*	√^*	√^*	√^*	√^*	√^*	√#*
Bathroom 4 浴室4			NJW220 - TFQL											√^*	
Bathroom 5 浴室5			NJW220 - TFQL											√#*	
Powder Room 客廳洗手間	Electric Water Heater 電熱水爐	German Pool 德國寶	GPI-M5							√	√	√	√		
Lavatory 洗手間			DCX	√	√	√	√	√	√	√	√	√	√	√	
Flat Roof 平台	Gas Water Heater 煤氣熱水爐	TGC	NJW220 - TFL							√(2)					
Roof 天台	Gas Water Heater 煤氣熱水爐	TGC	NJW220 - TFL										√(2)	√(2)	

Note:

1. ^ Installed at Kitchen

2. # Installed at Master Bathroom

3. & Installed at Bathroom 2

4. + Installed at Bathroom 3

5. ( ) Number of Water Heater

6. \*Shared Gas Water Heater

7. The symbol "-" as show in the above table denotes "Not provided".

8. The symbol "/" as shown in the above table denotes "Not applicable".

9. The Vendor undertakes that if lifts or appliances of the specified brand name or model number are not installed in the Phase, lifts or appliances of comparable quality will be installed.

備註：

1. ^ 安裝於廚房內

2. # 安裝於主人浴室內

3. & 安裝於浴室2內

4. + 安裝於浴室3內

5. ( ) 熱水爐數量

6. \* 共用煤氣熱水爐

7. 上表 "-" 代表不提供。

8. 上表 "/" 代表不適用。

9. 賣方承諾如期數中沒有安裝指明的品牌名稱或產品型號的升降機或設備，便會安裝品質相若的升降機或設備。



FITTINGS, FINISHES AND APPLIANCES  
裝置、裝修物料及設備

Appliances Schedule - Water Heater 裝備說明表 - 熱水爐

House 獨立屋

Location 位置	Appliance 設備	Brand Name 品牌	Model No. 型號	House 1 & 8 1及8號獨立屋	House 2 2號獨立屋	House 3, 5, 6 & 7 3, 5, 6及7號獨立屋
Kitchen 廚房	Electric Water Heater 電熱水爐	Stiebel Eltron 斯寶亞創	DHM6	√	√	√
Master Bathroom 主人浴室			DHE27SLi	√	√	√
Bathroom 2 浴室2				√	√	√
Bathroom 3 浴室3				√	√	√
Bathroom 4 浴室4				√	-	√
Powder Room 客廳洗手間			DHM6	√	√	√
Lavatory 洗手間			DHE27SLi	√	√	√

Note:  
The Vendor undertakes that if lifts or appliances of the specified brand name or model number are not installed in the Phase, lifts or appliances of comparable quality will be installed.

備註：  
賣方承諾如期數中沒有安裝指明的品牌名稱或產品型號的升降機或設備，便會安裝品質相若的升降機或設備。



Appliances Schedule - Air Conditioner (Split Type and Duct Type Air-Conditioner) 裝備說明表 - 冷氣機 (分體式及管道式冷氣機)

Tower 6 第6座

Location 位置	Model Number (Indoor Unit / Outdoor Unit) 型號 (室內機 / 室外機)	Brand Name 品牌	3/F & 4/F (Duplex) 3樓及4樓 (複式)		5/F - 12/F, 15/F - 23/F & 25/F 5樓至12樓, 15樓至23樓及25樓				26/F 26樓		26/F & 27/F (Duplex) 26樓及 27樓 (複式)	27/F 27樓		28/F - Roof (Duplex) 28樓至天台 (複式)	
			A	B	A	B	C	D	A	B	C	A	B	A	C
Living/Dining Room 客/飯廳	ARHF22LALU / AOH30LMAW4	General 珍寶	-	-	√*	-	-	-	√*	-	√*	√*	-	√*	√*
	ARHF18LBLU / AOHA24LAT3		-	-	-	-	√*	-	-	-	-	-	-	-	-
	ASHA18LACM / AOHA24LAT3		-	-	-	√*	-	√*	-	√*	-	-	√*	-	-
	ARHF24LB / AOHA24LA		√(2)	-	√(2)	-	√	-	√(3)	-	√(2)	√(3)	-	√(4)	√(2)
	ASWA18L / AOWR18L		-	-	-	√	-	√	-	√	-	-	√	-	-
	ARHF18LBLU / AOH30LMAW4		√*	√(2)*	-	-	-	-	-	-	-	-	-	-	-
	ARHF12LALU / AOH30LMAW4		√*	√(2)*	-	-	-	-	-	-	-	-	-	-	-
	ASWA09L / AOWR09L		-	-	-	-	-	-	-	-	-	-	-	√	-
	ASHA09LACM / AOH30LMAW4		-	√*	-	-	-	-	-	-	-	-	-	-	-
Master Bedroom 主人睡房	ASHA14LACM / AOH30LMAW4		√(2)*	√(2)*	√(2)*	-	-	-	√(2)*	-	√(2)*	√(2)*	-	√(2)*	√(2)*
	ASWA18L / AOWR18L		-	-	-	√	√	√	-	√	-	-	√	√	-
	ASHA09LACM / AOHA24LAT3		√*	-	-	-	-	-	-	-	-	-	-	-	-
Bedroom 2 睡房 2	ASWA12L / AOWR12L		-	-	-	-	-	-	-	-	√	-	-	-	√
	ASWA09L / AOWR09L		-	-	√	√	√	√	√	√	-	√	√	√	-
	ASHA12LACM / AOHA24LAT3		√*	√*	-	-	-	-	-	-	-	-	-	-	-
Bedroom 3 睡房 3	ASWA12L / AOWR12L		-	-	-	-	-		-	-	√	-	-	-	√
	ASWA09L / AOWR09L		-	-	√	√	√		√	√	-	√	√	√	-
	ASHA12LACM / AOH30LMAW4		√*	√*	-	-	-		-	-	-	-	-	-	-
Bedroom 4 睡房 4	ASWA18L / AOWR18L				-		-		-		√	-		√	√
	ASWA12L / AOWR12L				√		√		√		-	√		-	-
Bedroom 5 睡房 5	ASWA18L / AOWR18L													√	

Note:

- \* Shared Outdoor Unit
- ( ) Number of Indoor Unit
- The symbol "-" as shown in the above table denotes "Not provided".
- The symbol "/" as shown in the above table denotes "Not applicable".
- The Vendor undertakes that if lifts or appliances of the specified brand name or model number are not installed in the Phase, lifts or appliances of comparable quality will be installed.

備註：

- \* 共用室外機
- ( ) 室內機數量
- 上表 "-" 代表不提供。
- 上表 "/" 代表不適用。
- 賣方承諾如期數中沒有安裝指明的品牌名稱或產品型號的升降機或設備，便會安裝品質相若的升降機或設備。



FITTINGS, FINISHES AND APPLIANCES  
裝置、裝修物料及設備

Appliances Schedule - Air Conditioner (Split Type and Duct Type Air-Conditioner) 裝備說明表 - 冷氣機 (分體式及管道式冷氣機)

Tower 6 第6座

Location 位置	Model Number (Indoor Unit / Outdoor Unit) 型號 (室內機 / 室外機)	Brand Name 品牌	3/F & 4/F (Duplex) 3樓及4樓 (複式)		5/F - 12/F, 15/F - 23/F & 25/F 5樓至12樓, 15樓至23樓及25樓				26/F 26樓		26/F & 27/F (Duplex) 26樓及 27樓 (複式)	27/F 27樓		28/F - Roof (Duplex) 28樓至天台 (複式)	
			A	B	A	B	C	D	A	B	C	A	B	A	C
Utility Room 工作間	ASHA09LACM / AOHA24LAT3	General 珍寶	-	-	-	-	-	-	-	-	√*	-	-	√*	√*
	ASHA09LACM / AOHA18LAT3		-	√*	√*	√*	√*	√*	√*	√*	-	√*	√*	-	-
	ASHA07LACM / AOH30LMAW4		√*	-	-	-	-	-	-	-	-	-	-	-	-
Kitchen 廚房	ARHF18LBLU / AOHA24LAT3		-	-	-	-	-	-	-	-	√*	-	-	√*	√*
	ARHF09LALU / AOHA18LAT3		-	-	√*	√*	√*	√*	√*	√*	-	√*	√*	-	-
	ARHF12LALU / AOH30LMAW4		√*	-	-	-	-	-	-	-	-	-	-	-	-
	ARHF12LALU / AOHA18LAT3		-	√*	-	-	-	-	-	-	-	-	-	-	-
Private Lift Lobby 私人升降機大堂	ARHF09LALU / AOH30LMAW4				√*	-	-	-	√*	-	√*	√*	-	√*	√*
	ARHF09LALU / AOHA24LAT3				-	√*	√*	√*	-	√*	-	-	√*	-	-

Note:

- \* Shared Outdoor Unit
- The symbol "-" as shown in the above table denotes "Not provided".
- The symbol "/" as shown in the above table denotes "Not applicable".
- The Vendor undertakes that if lifts or appliances of the specified brand name or model number are not installed in the Phase, lifts or appliances of comparable quality will be installed.

備註：

- \* 共用室外機
- 上表 "-" 代表不提供。
- 上表 "/" 代表不適用。
- 賣方承諾如期數中沒有安裝指明的品牌名稱或產品型號的升降機或設備，便會安裝品質相若的升降機或設備。



Appliances Schedule - Air Conditioner (Split Type and Duct Type Air-Conditioner) 裝備說明表 - 冷氣機 (分體式及管道式冷氣機)

Tower 7 第7座

Location 位置	Model Number (Indoor Unit / Outdoor Unit) 型號 (室內機 / 室外機)	Brand Name 品牌	5/F - 12/F, 15/F - 23/F & 25/F - 26/F 5樓至12樓, 15樓至23樓及25樓至26樓				27/F 27樓		27/F & 28/F (Duplex) 27樓及28樓 (複式)		28/F & 29/F (Duplex) 28樓及 29樓 (複式)	29/F 29樓		30/F - Roof (Duplex) 30樓至天台 (複式)	
			A	B	C	D	A	B	C	D	A	C	D	A	C
Living/Dining Room 客/飯廳	ARHF18LBLU / AOHA24LAT3	General 珍寶	-	-	√*	√*	-	-	√*	√*	√*	-	-	√*	√*
	ASHA18LACM / AOHA24LAT3		√*	√*	-	-	√*	√*	-	-	-	√*	√*	-	-
	ARHF24LB / AOHA24LA		-	-	√	√	-	-	√(2)	√(2)	√(3)	-	-	√(3)	√(3)
	ARHF18LB / AOHA18LA		-	-	√	√	-	-	-	-	-	-	-	-	-
	ASWA18L / AOWR18L		√	√	-	-	√	√	-	-	-	√	√	-	-
Master Bedroom 主人睡房	ASHA14LACM / AOH30LMAW4		-	-	-	-	-	-	√(2)*	√(2)*	√(2)*	-	-	√(2)*	√(2)*
	ASWA18L / AOWR18L		√	√	√	√	√	√	-	-	-	√	√	-	-
Bedroom 2 睡房 2	ASWA12L / AOWR12L		-	-	-	-	-	-	√	-	√	-	-	√	-
	ASWA09L / AOWR09L		√	√	√	√	√	√	-	-	-	-	-	-	√
	ASHA09LACM / AOHA18LAT3		-	-	-	-	-	-	-	-	-	√*	√*	-	-
	ASHA12LACM / AOHA18LAT3		-	-	-	-	-	-	-	√*	-	-	-	-	-
Bedroom 3 睡房 3	ASWA12L / AOWR12L		√	√	-	-	√	√	-	-	-	√	√	-	-
	ASWA09L / AOWR09L		-	-	√	√	-	-	√	-	√	-	-	√	√
	ASHA09LACM / AOHA18LAT3		-	-	-	-	-	-	-	√*	-	-	-	-	-
Bedroom 4 睡房 4	ASWA18L / AOWR18L		/	/	-	-	/	/	√	√	√	/	/	√	√
	ASWA12L / AOWR12L		/	/	√	√	/	/	-	-	-	/	/	-	-
Bedroom 5 睡房 5	ASWA12L / AOWR12L		/	/	/	/	/	/	√	√	/	/	/	/	-
	ASWA18L / AOWR18L		/	/	/	/	/	/	-	-		/	/	/	√
Family Room (Living Room) 家庭廳(客廳)	ASWA18L / AOWR18L		/	/	/	/	/	/	/	/	√	/	/	√	/
Store 士多房	ASWA09L / AOWR09L		/	/	/	/	/	/	/	√	-	-	-	-	/
	ASHA09LACM / AOHA18LAT3		/	/	/	/	/	/	/	-	-	√*	√*	-	/
Utility Room 工作間	ASHA09LACM / AOHA24LAT3		-	-	-	-	-	-	√*	√*	√*	-	-	√*	√*
	ASHA09LACM / AOHA18LAT3		√*	√*	√*	√*	√*	√*	-	-	-	√*	√*	-	-

Note:

- \* Shared Outdoor Unit
- ( ) Number of Indoor Unit
- The symbol "-" as shown in the above table denotes "Not provided".
- The symbol "/" as shown in the above table denotes "Not applicable".
- The Vendor undertakes that if lifts or appliances of the specified brand name or model number are not installed in the Phase, lifts or appliances of comparable quality will be installed.

備註：

- \* 共用室外機
- ( ) 室內機數量
- 上表 "-" 代表不提供。
- 上表 "/" 代表不適用。
- 賣方承諾如期數中沒有安裝指明的品牌名稱或產品型號的升降機或設備，便會安裝品質相若的升降機或設備。



FITTINGS, FINISHES AND APPLIANCES  
裝置、裝修物料及設備

Appliances Schedule - Air Conditioner (Split Type and Duct Type Air-Conditioner) 裝備說明表 - 冷氣機（分體式及管道式冷氣機）

Tower 7 第7座

Location 位置	Model Number (Indoor Unit / Outdoor Unit) 型號 (室內機 / 室外機)	Brand Name 品牌	5/F - 12/F, 15/F - 23/F & 25/F - 26/F 5樓至12樓, 15樓至23樓及25樓至26樓				27/F 27樓		27/F & 28/F (Duplex) 27樓及28樓 (複式)		28/F & 29/F (Duplex) 28樓及 29樓 (複式)	29/F 29樓			30/F - Roof (Duplex) 30樓至天台 (複式)	
			A	B	C	D	A	B	C	D	A	C	D	A	C	
Kitchen 廚房	ARHF18LBLU / AOHA24LAT3	General 珍寶	-	-	-	-	-	-	√*	√*	√*	-	-	√*	√*	
	ARHF12LBLU / AOHA18LAT3		-	-	-	-	-	-	-	-	√*	√*	-	-		
	ARHF09LALU / AOHA18LAT3		√*	√*	√*	√*	√*	√*	-	-	-	-	-	-		
Private Lift Lobby 私人升降機大堂	ARHF09LALU / AOHA24LAT3		√*	√*	√*	√*	√*	√*	√*	√*	√*	√*	√*	√*	√*	

- Note:
- \* Shared Outdoor Unit
  - The symbol "-" as shown in the above table denotes "Not provided".
  - The Vendor undertakes that if lifts or appliances of the specified brand name or model number are not installed in the Phase, lifts or appliances of comparable quality will be installed.

- 備註：
- \* 共用室外機
  - 上表 "-" 代表不提供。
  - 賣方承諾如期數中沒有安裝指明的品牌名稱或產品型號的升降機或設備，便會安裝品質相若的升降機或設備。



Appliances Schedule - Air Conditioner (Split Type and Duct Type Air-Conditioner) 裝備說明表 - 冷氣機 (分體式及管道式冷氣機)

Tower 8 第8座

Location 位置	Model Number (Indoor Unit / Outdoor Unit) 型號 (室內機 / 室外機)	Brand Name 品牌	5/F 5樓		6/F - 12/F, 15/F - 23/F & 25/F - 27/F 6樓至12樓, 15樓至23樓及25樓至27				28/F & 29/F (Duplex) 28樓及29樓 (複式)			30/F - Roof (Duplex) 30樓至天台 (複式)	
			A	B	A	B	C	D	A	C	D	A	C
Living/Dining Room 客/飯廳	ARHF18LBLU / AOHA24LAT3	General 珍寶	-	-	-	-	√*	√*	√*	√*	√*	√*	√*
	ASHA18LACM / AOHA24LAT3		√*	√*	√*	√*	-	-	-	-	-	-	-
	ARHF24LB / AOHA24LA		-	-	-	-	√	√	√(2)	√(2)	√(2)	√(2)	√(3)
	ARHF18LB / AOHA18LA		-	-	-	-	-	√	-	-	-	-	-
	ASWA18L / AOWR18L		√	√	√	√	-	-	-	-	-	-	-
Master Bedroom 主人睡房	ASHA14LACM / AOH30LMAW4		-	-	-	-	-	-	√(2)*	√(2)*	√(2)*	√(2)*	√(2)*
	ASWA18L / AOWR18L		√	√	√	√	√	√	-	-	-	-	-
Bedroom 2 睡房 2	ASWA12L / AOWR12L		-	-	-	-	-	-	√	√	√	√	-
	ASWA09L / AOWR09L		√	√	√	√	√	√	-	-	-	-	√
Bedroom 3 睡房 3	ASWA18L / AOWR18L		-	/	-	/	-	-	√	-	-	√	-
	ASWA12L / AOWR12L		√	/	√	/	-	-	-	√	-	-	-
	ASWA09L / AOWR09L		-	/	-	/	√	√	-	-	√	-	√
Bedroom 4 睡房 4	ASWA18L / AOWR18L		-	/	-	/	-	-	/	-	√	/	√
	ASWA12L / AOWR12L		-	/	-	/	√	√	/	√	-	/	-
	ASWA09L / AOWR09L		√	/	√	/	-	-	/	-	-	/	-
Bedroom 5 睡房 5	ASWA18L / AOWR18L		/	/	/	/	/	/	/	/	-	/	√
	ASWA12L / AOWR12L		/	/	/	/	/	/	/	/	√	/	-
Family Room (Living Room) 家庭廳 (客廳)	ASWA18L / AOWR18L		/	/	/	/	/	/	√	/	/	√	/
Utility Room 工作間	ASHA09LACM / AOHA24LAT3		-	-	-	-	-	-	-	√*	√*	-	√*
	ASHA09LACM / AOHA18LAT3		√*	√*	√*	√*	√*	√*	√*	-	-	√*	-
Kitchen 廚房	ARHF18LBLU / AOHA24LAT3		-	-	-	-	-	-	-	√*	√*	-	√*
	ARHF12LALU / AOHA18LAT3		-	-	-	-	-	-	√*	-	-	√*	-
	ARHF09LALU / AOHA18LAT3		√*	√*	√*	√*	√*	√*	-	-	-	-	-
Private Lift Lobby 私人升降機大堂	ARHF09LALU / AOHA24LAT3		√*	√*	√*	√*	√*	√*	√*	√*	√*	√*	√*

Note:

- \* Shared Outdoor Unit
- ( ) Number of Indoor Unit
- The symbol "-" as shown in the above table denotes "Not provided".
- The symbol "/" as shown in the above table denotes "Not applicable".
- The Vendor undertakes that if lifts or appliances of the specified brand name or model number are not installed in the Phase, lifts or appliances of comparable quality will be installed.

備註：

- \* 共用室外機
- ( ) 室內機數量
- 上表 "-" 代表不提供。
- 上表 "/" 代表不適用。
- 賣方承諾如期數中沒有安裝指明的品牌名稱或產品型號的升降機或設備，便會安裝品質相若的升降機或設備。



FITTINGS, FINISHES AND APPLIANCES  
裝置、裝修物料及設備

Appliances Schedule - Air Conditioner (VRV Air-Conditioner) 裝備說明表 - 冷氣機 (多聯式變頻空調)

House 獨立屋

Location 位置	Model Number (Indoor Unit / Outdoor Unit) 型號 (室內機 / 室外機)	Brand Name 品牌	House 1 & 8 1及8號獨立屋	House 2 2號獨立屋	House 3, 5, 6 & 7 3, 5, 6及7號獨立屋
Living/Dining Room 客/飯廳	PEFY-P63VMA-E / PUMY-P200YKM	Mitsubishi Electric 三菱電機	√(2)*	√(2)*	√(2)*
	PEFY-P63VMA-E / PUMY-P175YKM		√(2)*	√(2)*	√(2)*
	PKFY-P25VBM-E / PUMY-P200YKM		√*	√(2)*	√(2)*
	PEFY-P25VMA-E / PUMY-P200YKM		√*	√*	√*
Master Bedroom 主人睡房	PKFY-P40VHM-E / PUMY-P200YKM		-	√(2)*	√(2)*
	PKFY-P50VHM-E / PUMY-P200YKM		√(2)*	-	-
Master Bathroom 主人浴室	PEFY-P50VMA-E / PUMY-P200YKM		√*	√*	√*
Bedroom 2 睡房 2	PKFY-P40VHM-E / PUMY-P175YKM		-	√*	√*
	PKFY-P50VHM-E / PUMY-P175YKM		√*	-	-
Bedroom 3 睡房 3	PKFY-P40VHM-E / PUMY-P175YKM		√*	-	-
	PKFY-P50VHM-E / PUMY-P175YKM		-	√*	√*
Bedroom 4 睡房 4	PKFY-P40VHM-E / PUMY-P175YKM		√*		√*
Bedroom 5 睡房 5	PKFY-P25VBM-E / PUMY-P175YKM		√*		
Utility Room 工作間	PKFY-P20VBM-E / PUMY-P175YKM		√*	√*	√*
Kitchen 廚房	PEFY-P50VMA-E / PUMY-P200YKM		√*	√*	√*
Family Room 家庭廳	PEFY-P50VMA-E / PUMY-P200YKM		√*	√*	√*
Lift Lobby 升降機大堂	PEFY-P25VMA-E / PUMY-P200YKM		√*		

Note:

- \* Shared Outdoor Unit
- ( ) Number of Indoor Unit
- The symbol "-" as shown in the above table denotes "Not provided".
- The symbol "/" as shown in the above table denotes "Not applicable".
- The Vendor undertakes that if lifts or appliances of the specified brand name or model number are not installed in the Phase, lifts or appliances of comparable quality will be installed.

備註：

- \* 共用室外機
- ( ) 室內機數量
- 上表 "-" 代表不提供。
- 上表 "/" 代表不適用。
- 賣方承諾如期數中沒有安裝指明的品牌名稱或產品型號的升降機或設備，便會安裝品質相若的升降機或設備。



Tower 6 第6座

Location 位置	Exposed Type 外露型	Non-exposed Type 非外露型	3/F & 4/F (Duplex) 3樓及4樓 (複式)		5/F 5樓				6/F - 8/F, 10/F - 12/F, 15/F - 23/F & 25/F 6樓至8樓, 10樓至12樓, 15樓至23樓及25樓				9/F 9樓				26/F 26樓		26F& 27F (Duplex) 26樓及 27樓 (複式)	27/F 27樓		28/F - Roof (Duplex) 28樓至天台 (複式)	
			A	B	A	B	C	D	A	B	C	D	A	B	C	D	A	B	C	A	B	A	C
Living/ Dining Room 客/飯廳	TV/FM Outlet 電視機/電台天線插座		4	4	4	3	3	3	4	3	3	3	4	3	3	3	3	3	3	3	3	4	3
	Telephone Outlet 電話插座		3	3	2	2	2	2	2	2	2	2	3	2	2	2	2	2	2	2	2	3	2
	Single Socket Outlet 單位插座		4	5	4	3	4	3	4	3	4	3	3	3	4	3	3	3	3	3	3	3	4
	Twin Socket Outlet 雙位插座		4	4	4	3	3	3	4	3	3	3	5	3	3	3	3	3	3	3	3	4	3
		Connection Unit for A/C Unit (Split Type) 冷氣機接線座 (分體式)	-	1	-	2	-	2	-	2	-	2	-	2	-	2	-	2	-	-	2	1	-
		Fused Spur Unit for Electrically Operated Curtain 接線座供電動窗紗	6	6	6	2	4	2	6	2	4	2	6	2	4	2	8	2	8	6	2	12	8
		Connection Unit for A/C Unit (Duct Type) 冷氣機接線座 (管道式)	4	4	3	-	2	-	3	-	2	-	3	-	2	-	4	-	3	4	-	5	3
		Single Socket Outlet for Wine Cellar 單位插座供酒櫃	1	1	1	-	-	-	1	-	-	-	1	-	-	-	1	-	1	1	-	1	1
		Single Socket Outlet for Refrigerator 單位插座供雪櫃	1	1	1	-	-	-	1	-	-	-	1	-	-	-	1	-	1	1	-	1	1
		Single Socket Outlet for Microwave Oven 單位插座供微波爐	1	1	1	-	-	-	1	-	-	-	1	-	-	-	1	-	1	1	-	1	1
		Twin Socket Outlet for Coffee Maker & Warming Drawer 雙位插座供咖啡機及暖櫃	1	1	1	-	-	-	1	-	-	-	1	-	-	-	1	-	1	1	-	1	1
Master Bedroom 主人睡房	TV/FM Outlet 電視機/電台天線插座		3	2	2	2	2	2	2	2	2	2	1	2	2	2	2	2	2	2	2	2	2
	Telephone Outlet 電話插座		3	2	2	2	2	2	2	2	2	2	3	2	2	2	2	2	2	2	2	2	2
	Single Socket Outlet 單位插座		3	4	3	2	3	2	3	2	3	2	5	2	3	2	2	2	3	3	2	3	3
	Twin Socket Outlet 雙位插座		3	2	2	2	2	2	2	2	2	2	1	2	2	2	2	2	2	2	2	2	2
		Connection Unit for A/C Unit (Split Type) 冷氣機接線座 (分體式)	3	2	2	1	1	1	2	1	1	1	2	1	1	1	2	1	2	2	1	3	2
		Fused Spur Unit for Electrically Operated Curtain 接線座供電動窗紗	6	4	4	2	2	4	4	2	2	4	4	2	2	4	4	2	6	4	2	6	4
Bedroom 2 睡房 2	TV/FM Outlet 電視機/電台天線插座		1	1	1	1	1	1	1	1	1	1	2	1	1	1	1	1	1	1	1	1	1
	Telephone Outlet 電話插座		1	1	1	1	1	1	1	1	1	1	2	1	1	1	1	1	1	1	1	1	1
	Single Socket Outlet 單位插座		2	2	2	2	2	2	2	2	2	2	2	2	2	2	2	2	2	2	2	2	2
	Twin Socket Outlet 雙位插座		1	1	1	1	1	1	1	1	1	1	2	1	1	1	1	1	1	1	1	1	1
		Connection Unit for A/C Unit (Split Type) 冷氣機接線座 (分體式)	1	1	1	1	1	1	1	1	1	1	1	1	1	1	1	1	1	1	1	1	1

Note:  
The symbol “-” as shown in the above table denotes “Not provided”.

備註：  
上表 “-” 代表不提供。



FITTINGS, FINISHES AND APPLIANCES  
裝置、裝修物料及設備

Schedule of Mechanical & Electrical Provisions of Units 單位機電裝置數量說明表

Tower 6 第6座

Location 位置	Exposed Type 外露型	Non-exposed Type 非外露型	3/F & 4/F (Duplex) 3樓及4樓 (複式)		5/F 5樓				6/F - 8/F, 10/F - 12/F, 15/F - 23/F & 25/F 6樓至8樓, 10樓至12樓, 15樓至23樓及25樓				9/F 9樓				26/F 26樓		26F&27F (Duplex) 26樓及 27樓 (複式)	27/F 27樓		28/F - Roof (Duplex) 28樓至天台 (複式)	
			A	B	A	B	C	D	A	B	C	D	A	B	C	D	A	B	C	A	B	A	C
Bedroom 3 睡房 3	TV/FM Outlet 電視機/電台天線插座		1	1	1	1	1		1	1	1		1	1	1		1	1	1	1	1	1	1
	Telephone Outlet 電話插座		1	1	1	1	1		1	1	1		2	1	1		1	1	1	1	1	1	1
	Single Socket Outlet 單位插座		1	2	2	2	2		2	2	2		4	2	2		2	2	2	2	2	2	2
	Twin Socket Outlet 雙位插座		2	1	1	1	1		1	1	1		-	1	1		1	1	1	1	1	1	1
	Connection Unit for A/C Unit (Split Type) 冷氣機接線座 (分體式)		1	1	1	1	1		1	1	1		1	1	1		1	1	1	1	1	1	1
Bedroom 4 睡房 4	TV/FM Outlet 電視機/電台天線插座				1		1		1		1		1		1		1		1	1		1	1
	Telephone Outlet 電話插座				1		1		1		1		2		1		1		1	1		1	1
	Single Socket Outlet 單位插座				2		2		2		2		5		2		2		2	2		2	2
	Twin Socket Outlet 雙位插座				1		1		1		1		1		1		1		1	1		1	1
	Connection Unit for A/C Unit (Split Type) 冷氣機接線座 (分體式)				1		1		1		1		1		1		1		1	1		1	1
Bedroom 5 睡房 5	TV/FM Outlet 電視機/電台天線插座																					1	
	Telephone Outlet 電話插座																					1	
	Single Socket Outlet 單位插座																					2	
	Twin Socket Outlet 雙位插座																					1	
	Connection Unit for A/C Unit (Split Type) 冷氣機接線座 (分體式)																					1	
Utility Room 工作間	TV/FM Outlet 電視機/電台天線插座		1	1	1	1	1	1	1	1	1	1	1	1	1	1	1	1	1	1	1	1	1
	Telephone Outlet 電話插座		1	1	1	1	1	1	1	1	1	1	1	1	1	1	1	1	1	1	1	1	1
	Twin Socket Outlet 雙位插座		1	1	1	1	1	1	1	1	1	1	1	1	1	1	1	1	1	1	1	1	1
	Connection Unit for A/C Unit (Split Type) 冷氣機接線座 (分體式)		1	1	1	1	1	1	1	1	1	1	1	1	1	1	1	1	1	1	1	1	1
	Twin Socket Outlet for 2 in 1 Washer/ Dryer Machine 雙位插座供2合1洗衣乾衣機		-	-	1	-	-	-	1	-	-	-	1	-	-	-	1	-	-	1	-	-	-
	Water Point and Drain Point for 2 in 1 Washer/Dryer Machine 2合1洗衣乾衣機來去水接駁位		-	-	1	-	-	-	1	-	-	-	1	-	-	-	1	-	-	1	-	-	-

Note:  
1. The symbol “-” as shown in the above table denotes “Not provided”.  
2. The symbol “/” as shown in the above table denotes “Not applicable”.

備註:  
1. 上表 “-” 代表不提供。  
2. 上表 “/” 代表不適用。



Schedule of Mechanical & Electrical Provisions of Units 單位機電裝置數量說明表

Tower 6 第6座

Location 位置	Exposed Type 外露型	Non-exposed Type 非外露型	3/F & 4/F (Duplex) 3樓及4樓 (複式)		5/F 5樓				6/F - 8/F, 10/F - 12/F, 15/F - 23/F & 25/F 6樓至8樓, 10樓至12樓, 15樓至23樓及25樓				9/F 9樓				26/F 26樓		26F&27F (Duplex) 26樓及 27樓 (複式)	27/F 27樓		28/F - Roof (Duplex) 28樓至天台 (複式)	
			A	B	A	B	C	D	A	B	C	D	A	B	C	D	A	B	C	A	B	A	C
Kitchen 廚房	Single Socket Outlet 單位插座		3	2	2	2	2	1	2	2	2	1	2	2	2	1	2	2	1	2	2	2	1
	Twin Socket Outlet 雙位插座		1	1	1	1	1	2	1	1	1	2	1	1	1	2	1	1	2	1	1	2	2
		TV/FM Outlet 電視機/電台天線插座	1	1	1	1	1	1	1	1	1	1	1	1	1	1	1	1	1	1	1	1	1
		Single Socket Outlet for TV 單位插座供電視機	1	1	1	1	1	1	1	1	1	1	1	1	1	1	1	1	1	1	1	1	1
		Connection Unit for A/C Unit (Duct Type) 冷氣機接線座 (管道式)	1	1	1	1	1	1	1	1	1	1	1	1	1	1	1	1	1	1	1	1	1
		Single Socket Outlet for Cooker Hood 單位插座供抽油煙機	1	1	1	1	1	1	1	1	1	1	1	1	1	1	1	1	1	1	1	1	1
		Single Socket Outlet for Refrigerator 單位插座供雪櫃	1	1	2	1	2	1	2	1	2	1	2	1	2	1	2	1	1	2	1	1	1
		Single Socket Outlet for Steam Oven 單位插座供蒸爐	1	1	1	1	1	1	1	1	1	1	1	1	1	1	1	1	1	1	1	1	1
		Single Socket Outlet for Warming Drawer 單位插座供暖櫃	1	1	1	-	-	-	1	-	-	-	1	-	-	-	1	-	1	1	-	1	1
		Single Socket Outlet for Dish Washer 單位插座供洗碗機	1	1	1	-	-	-	1	-	-	-	1	-	-	-	1	-	1	1	-	1	1
		Single Socket Outlet for Microwave Oven 單位插座供微波爐	-	-	-	1	1	1	-	1	1	1	-	1	1	1	-	1	-	-	1	-	-
		Twin Socket Outlet for 2 in 1 Washer/Dryer Machine 雙位插座供2合1洗衣乾衣機	1	1	-	1	1	1	-	1	1	1	-	1	1	1	-	1	1	-	1	1	1
		Single Socket Outlet for Wine Cellar 單位插座供酒櫃	-	-	-	-	1	-	-	-	1	-	-	-	1	-	-	-	-	-	-	-	-
		Twin Socket Outlet for Gas Cooker Hob 雙位插座供煤氣煮食爐	1	1	1	1	1	1	1	1	1	1	1	1	1	1	1	1	1	1	1	1	1
		Single Socket Outlet for Coffee Maker 單位插座供咖啡機	-	-	-	-	-	-	-	-	-	-	-	-	-	-	-	-	1	-	-	1	1
		Fused Spur Unit for Refrigerator 接線座供雪櫃	1	1	-	-	-	-	-	-	-	-	-	-	-	-	-	-	1	-	-	1	1
		Fused Spur Unit for Exhaust Fan 接線座供抽氣扇	1	1	1	1	1	1	1	1	1	1	1	1	1	1	1	1	1	1	1	1	1
		Fused Spur Unit for Gas Water Heater 接線座供煤氣熱水爐	1	2	-	1	1	1	-	1	1	1	-	1	1	1	-	1	2	-	1	1	2
		Connection Unit for Induction Hob 接線座供電磁爐	1	1	-	-	-	-	-	-	-	-	-	-	-	-	-	-	1	-	-	1	1
		Connection Unit for BBQ Grill 接線座供燒烤爐	1	1	1	-	1	-	1	-	1	-	1	-	1	-	1	-	1	1	-	1	1
		Connection Unit for Oven 接線座供焗爐	1	1	1	1	1	1	1	1	1	1	1	1	1	1	1	1	1	1	1	1	1
		Connection Unit for Electric Water Heater 接線座供電熱水爐	1	1	1	1	1	1	1	1	1	1	1	1	1	1	1	1	1	1	1	1	1
		Water Point and Drain Point for 2 in 1 Washer/Dryer Machine 2合1洗衣乾衣機來去水接駁位	1	1	-	1	1	1	-	1	1	1	-	1	1	1	-	1	1	-	1	1	1

Note:  
1. The symbol “-” as shown in the above table denotes “Not provided”.

備註：  
1. 上表 “-” 代表不提供。



FITTINGS, FINISHES AND APPLIANCES  
裝置、裝修物料及設備

Schedule of Mechanical & Electrical Provisions of Units 單位機電裝置數量說明表

Tower 6 第6座

Location 位置	Exposed Type 外露型	Non-exposed Type 非外露型	3/F & 4/F (Duplex) 3樓及4樓 (複式)		5/F 5樓				6/F - 8/F, 10/F - 12/F, 15/F - 23/F & 25/F 6樓至8樓, 10樓至12樓, 15樓至23樓及25樓				9/F 9樓				26/F 26樓		26/F & 27/F (Duplex) 26樓及 27樓 (複式)	27/F 27樓		28/F - Roof (Duplex) 28樓至天台 (複式)	
			A	B	A	B	C	D	A	B	C	D	A	B	C	D	A	B	C	A	B	A	C
Master Bathroom 主人浴室	Single Socket Outlet 單位插座		2	2	2	1	1	1	2	1	1	1	2	1	1	1	2	1	2	2	1	2	2
	Gas Water Heater Temperature Control 煤氣熱水爐恆溫控制器		2	2	2	1	1	2	2	1	1	2	2	1	1	2	2	1	2	2	1	2	2
		TV/FM Outlet 電視機/電台天線插座	1	1	1	1	1	1	1	1	1	1	1	1	1	1	1	1	1	1	1	1	1
		Single Socket Outlet for TV 單位插座供電視機	1	1	1	1	1	1	1	1	1	1	1	1	1	1	1	1	1	1	1	1	1
		Single Socket Outlet for Cosmetic Cooler 單位插座供化妝品雪櫃	1	1	1	-	-	-	1	-	-	-	1	-	-	-	1	-	1	1	-	1	1
		Fused Spur Unit for Gas Water Heater 接線座供煤氣熱水爐	2	-	2	1	1	-	2	1	1	-	2	1	1	-	2	1	-	2	1	1	-
		Fused Spur Unit for Exhaust Fan 接線座供抽氣扇	1	1	1	1	1	1	1	1	1	1	1	1	1	1	1	1	1	1	1	1	1
		Connection Unit for Dehumidifier 接線座供抽濕機	1	1	1	1	1	1	1	1	1	1	1	1	1	1	1	1	1	1	1	1	1
		Isolator for Jacuzzi 隔離器供按摩缸	1	1	1	-	-	-	1	-	-	-	1	-	-	-	1	-	1	1	-	1	1
		Fused Spur Unit for Electrically Operated Blind 接線座供電動百葉簾	2	-	2	-	-	-	2	-	-	-	2	-	-	-	2	-	-	2	-	1	-
Bathroom 2 浴室 2	Single Socket Outlet 單位插座		1	1	1	1	1	1	1	1	1	1	1	1	1	1	1	1	1	1	1	1	1
	Gas Water Heater Temperature Control 煤氣熱水爐恆溫控制器		1	1	1	1	1	1	1	1	1	1	1	1	1	1	1	1	1	1	1	1	1
		TV/FM Outlet 電視機/電台天線插座	-	-	1	-	-	-	1	-	-	-	1	-	-	-	-	-	-	-	-	-	-
		Single Socket Outlet for TV 單位插座供電視機	-	-	1	-	-	-	1	-	-	-	1	-	-	-	-	-	-	-	-	-	-
		Fused Spur Unit for Gas Water Heater 接線座供煤氣熱水爐	-	-	-	-	-	1	-	-	-	1	-	-	-	1	-	-	-	-	-	-	-
		Fused Spur Unit for Exhaust Fan 接線座供抽氣扇	1	1	1	1	1	1	1	1	1	1	1	1	1	1	1	1	1	1	1	1	1
		Connection Unit for Dehumidifier 接線座供抽濕機	-	-	-	1	1	1	-	1	1	1	-	1	1	1	1	1	1	-	1	1	1
Bathroom 3 浴室 3	Single Socket Outlet 單位插座		1	1	1	/	/	/	1	/	/	/	1	/	/	/	1	/	1	/	/	1	1
	Gas Water Heater Temperature Control 煤氣熱水爐恆溫控制器		1	1	1				1				1				1		1			1	1
		TV/FM Outlet 電視機/電台天線插座	-	-	-				-				-				-		-			1	-
		Single Socket Outlet for TV 單位插座供電視機	-	-	-				-				-				-		-			1	-
		Fused Spur Unit for Exhaust Fan 接線座供抽氣扇	1	1	1				1				1				1		1			1	1
		Connection Unit for Dehumidifier 接線座供抽濕機	1	1	1				1				1				-		-			-	-

Note:  
1. The symbol “-” as shown in the above table denotes “Not provided”.  
2. The symbol “/” as shown in the above table denotes “Not applicable”.

備註：  
1. 上表 “-” 代表不提供。  
2. 上表 “/” 代表不適用。



Schedule of Mechanical & Electrical Provisions of Units 單位機電裝置數量說明表

Tower 6 第6座

Location 位置	Exposed Type 外露型	Non-exposed Type 非外露型	3/F & 4/F (Duplex) 3樓及4樓 (複式)		5/F 5樓				6/F - 8/F, 10/F - 12/F, 15/F - 23/F & 25/F 6樓至8樓, 10樓至12樓, 15樓至23樓及25樓				9/F 9樓				26/F 26樓		26/F & 27/F (Duplex) 26樓及 27樓 (複式)	27/F 27樓		28/F - Roof (Duplex) 28樓至天台 (複式)	
			A	B	A	B	C	D	A	B	C	D	A	B	C	D	A	B	C	A	B	A	C
Bathroom 4 浴室 4	Single Socket Outlet 單位插座		1																			1	
	Gas Water Heater Temperature Control 煤氣熱水爐恆溫控制器		1																			1	
		Fused Spur Unit for Exhaust Fan 接線座供抽氣扇	1																			1	
Bathroom 5 浴室 5	Single Socket Outlet 單位插座																					1	
	Gas Water Heater Temperature Control 煤氣熱水爐恆溫控制器																					1	
		Fused Spur Unit for Gas Water Heater 接線座供煤氣熱水爐																				1	
		Fused Spur Unit for Exhaust Fan 接線座供抽氣扇																				1	
Lavatory 洗手間		Connection Unit for Three-phase Electric Water Heater 接線座供三相電熱水爐	1	1	1	1	1	1	1	1	1	1	1	1	1	1	1	1	1	1	1	1	1
		Fused Spur Unit for Exhaust Fan 接線座供抽氣扇	1	1	1	1	1	1	1	1	1	1	1	1	1	1	1	1	1	1	1	1	1
Powder Room 客廳洗手間		Connection Unit for Electric Water Heater 接線座供電熱水爐	1	1															1				1
		Fused Spur Unit for Exhaust Fan 接線座供抽氣扇	1	1															1				1
Balcony 露台	Water-proof Single Socket Outlet 防水單位插座				1	1	1	1	1	1	1	1	1	1	1	1	1	1	1	1	1	1	1
Private Garden 私人花園	Water-proof Single Socket Outlet 防水單位插座		2	3																			
Flat Roof 平台	Water-proof Single Socket Outlet 防水單位插座																2		5			6	
	Gas Connection Point 煤氣接駁位																-		1			2	
Roof 天台	Water-proof Single Socket Outlet 防水單位插座																					2	1
	Gas Water Heater Temperature Control 煤氣熱水爐恆溫控制器																					2	2
		TV/FM Outlet 電視機/電台天線插座																				1	1
		Water-proof Single Socket Outlet for TV 防水單位插座供電視機																				1	1
		Fused Spur Unit for Gas Water Heater 接線座供煤氣熱水爐																				2	2
Private Lift Lobby 私人升降機 大堂	Single Socket Outlet 單位插座				2	2	2	2	2	2	2	2	1	2	2	2	2	2	2	2	2	2	2
		Connection Unit for A/C Unit (Duct Type) 冷氣機接線座 (管道式)			1	1	1	1	1	1	1	1	1	1	1	1	1	1	1	1	1	1	1

Note:  
1. The symbol “-” as shown in the above table denotes “Not provided”.  
2. The symbol “/” as shown in the above table denotes “Not applicable”.

備註：  
1. 上表 “-” 代表不提供。  
2. 上表 “/” 代表不適用。



FITTINGS, FINISHES AND APPLIANCES  
裝置、裝修物料及設備

Schedule of Mechanical & Electrical Provisions of Units 單位機電裝置數量說明表

Tower 7 第7座

Location 位置	Exposed Type 外露型	Non-exposed Type 非外露型	5/F 5樓				6/F, 8/F - 11/F, 15/F - 23/F & 25/F - 26/F 6樓, 8樓至11樓, 15樓至 23樓及25樓至26樓				7/F 7樓				12/F 12樓				27/F 27樓		27/F & 28/F (Duplex) 27樓及28樓 (複式)		28/F & 29/F (Duplex) 28樓及29樓 (複式)		29/F 29樓		30/F - Roof (Duplex) 30樓至天台 (複式)	
			A	B	C	D	A	B	C	D	A	B	C	D	A	B	C	D	A	B	C	D	A	C	D	A	C	
Living/ Dining Room 客/飯廳	TV/FM Outlet 電視機/電台天線插座		3	3	4	4	3	3	4	4	3	3	4	3	3	4	3	3	3	2	2	2	2	3	3	3	3	
	Telephone Outlet 電話插座		2	2	2	2	2	2	2	2	2	2	3	2	2	2	3	2	2	2	2	2	2	2	2	2		
	Single Socket Outlet 單位插座		3	3	3	3	3	3	3	3	3	3	5	3	3	3	6	3	3	4	4	4	3	3	4	3		
	Twin Socket Outlet 雙位插座		3	3	4	4	3	3	4	4	3	3	4	2	3	3	4	4	3	3	2	2	2	3	3	3	3	
		Connection Unit for A/C Unit (Split Type) 冷氣機接線座 (分體式)	2	2	-	-	2	2	-	-	2	2	-	-	2	2	-	-	2	2	-	-	-	2	2	-	-	
		Fused Spur Unit for Electrically Operated Curtain 接線座供電動窗紗	2	2	4	4	2	2	4	4	2	2	4	4	2	2	4	4	2	2	6	6	6	2	2	4	8	
		Connection Unit for A/C Unit (Duct Type) 冷氣機接線座 (管道式)	-	-	3	3	-	-	3	3	-	-	3	3	-	-	3	3	-	-	3	3	4	-	-	4	4	
		Single Socket Outlet for Wine Cellar 單位插座供酒櫃	-	-	1	1	-	-	1	1	-	-	1	1	-	-	1	1	-	-	1	1	1	-	-	1	1	
		Single Socket Outlet for Refrigerator 單位插座供雪櫃	-	-	1	1	-	-	1	1	-	-	1	1	-	-	1	1	-	-	1	1	1	-	-	1	1	
		Single Socket Outlet for Microwave Oven 單位插座供微波爐	-	-	1	1	-	-	1	1	-	-	1	1	-	-	1	1	-	-	1	1	1	-	-	1	1	
		Single Socket Outlet for Steam Oven 單位插座供蒸爐	-	-	1	1	-	-	1	1	-	-	1	1	-	-	1	1	-	-	-	-	-	-	-	-	-	
		Twin Socket Outlet for Coffee Maker & Warming Drawer 雙位插座供咖啡機及暖櫃	-	-	1	1	-	-	1	1	-	-	1	1	-	-	1	1	-	-	1	1	1	-	-	1	1	
Master Bedroom 主人睡房	TV/FM Outlet 電視機/電台天線插座		2	2	2	2	2	2	2	2	2	2	1	2	2	2	1	2	2	2	2	2	2	2	2	2		
	Telephone Outlet 電話插座		2	2	2	2	2	2	2	2	2	2	2	2	2	2	2	2	2	2	2	2	2	2	2	2		
	Single Socket Outlet 單位插座		3	3	2	2	3	3	2	2	3	3	2	3	3	3	2	5	3	3	2	2	3	2	2	3	2	
	Twin Socket Outlet 雙位插座		2	2	2	2	2	2	2	2	2	2	1	2	2	2	-	2	2	2	2	2	2	2	2	2		
		Connection Unit for A/C Unit (Split Type) 冷氣機接線座 (分體式)	1	1	1	1	1	1	1	1	1	1	1	1	1	1	1	1	1	1	2	2	2	1	1	2	2	
		Fused Spur Unit for Electrically Operated Curtain 接線座供電動窗紗	2	2	4	4	2	2	4	4	2	2	4	4	2	2	4	4	2	2	2	2	2	4	4	6	6	
Bedroom 2 睡房 2	TV/FM Outlet 電視機/電台天線插座		1	1	1	1	1	1	1	1	1	1	1	1	1	1	1	1	1	1	1	1	1	1	1	1		
	Telephone Outlet 電話插座		1	1	1	1	1	1	1	1	1	1	1	1	1	1	1	1	1	1	1	1	1	1	1	1		
	Single Socket Outlet 單位插座		2	2	2	2	2	2	2	2	2	2	2	2	2	2	2	2	2	2	2	2	2	2	2	2		
	Twin Socket Outlet 雙位插座		1	1	1	1	1	1	1	1	1	1	1	-	1	1	1	-	1	1	1	1	1	1	1	1		
		Connection Unit for A/C Unit (Split Type) 冷氣機接線座 (分體式)	1	1	1	1	1	1	1	1	1	1	1	1	1	1	1	1	1	1	1	1	1	1	1	1		

Note:  
1. The symbol “-” as shown in the above table denotes “Not provided”.

備註：  
1. 上表 “-” 代表不提供。



Schedule of Mechanical & Electrical Provisions of Units 單位機電裝置數量說明表

Tower 7 第7座

Location 位置	Exposed Type 外露型	Non-exposed Type 非外露型	5/F 5樓				6/F, 8/F - 11/F, 15/F - 23/F & 25/F - 26/F 6樓, 8樓至11樓, 15樓至 23樓及25樓至26樓				7/F 7樓				12/F 12樓				27/F 27樓		27/F & 28/F (Duplex) 27樓及28樓 (複式)		28/F & 29/F (Duplex) 28樓及 29樓 (複式)	29/F 29樓		30/F - Roof (Duplex) 30樓至天台 (複式)							
			A	B	C	D	A	B	C	D	A	B	C	D	A	B	C	D	A	B	C	D	A	C	D	A	C						
Bedroom 3 睡房 3	TV/FM Outlet 電視機/電台天線插座		1	1	1	1	1	1	1	1	1	1	1	1	1	1	1	1	1	1	1	1	1	1	1	1	1						
	Telephone Outlet 電話插座		1	1	1	1	1	1	1	1	1	1	1	1	1	1	1	1	1	1	1	1	1	1	1	1	1						
	Single Socket Outlet 單位插座		2	2	2	2	2	2	2	2	2	2	2	2	2	2	3	2	2	2	2	2	2	2	2	2	2						
	Twin Socket Outlet 雙位插座		1	1	1	1	1	1	1	1	1	1	1	1	1	1	-	1	1	1	1	1	1	1	1	1	1						
		Connection Unit for A/C Unit (Split Type) 冷氣機接線座 (分體式)	1	1	1	1	1	1	1	1	1	1	1	1	1	1	1	1	1	1	1	1	1	1	1	1	1						
Bedroom 4 睡房 4	TV/FM Outlet 電視機/電台天線插座				1	1			1	1			1	1			1	1			2	2	1			1	2						
	Telephone Outlet 電話插座				1	1			1	1			1	1			2	2			1	2											
	Single Socket Outlet 單位插座				2	2			2	2			2	3			2	2			2	2											
	Twin Socket Outlet 雙位插座				1	1			1	1			2	1			1	2			2	1	2										
		Connection Unit for A/C Unit (Split Type) 冷氣機接線座 (分體式)				1			1	1			1	1			1	1			1	1	1			1							
Bedroom 5 睡房 5	TV/FM Outlet 電視機/電台天線插座																			1	1					1							
	Telephone Outlet 電話插座																			1	1					1	1	1	1	1	1	1	
	Single Socket Outlet 單位插座																			2	2					2	2	2	2	2	2	2	
	Twin Socket Outlet 雙位插座																			1	1					1	1	1	1	1	1	1	1
		Connection Unit for A/C Unit (Split Type) 冷氣機接線座 (分體式)																			1					1	1	1	1	1	1	1	1
Family Room (Living Room) 家庭廳(客廳)	TV/FM Outlet 電視機/電台天線插座																					2				2							
	Telephone Outlet 電話插座																					2				2	2	2	2	2	2	2	2
	Twin Socket Outlet 雙位插座																					2				2	2	2	2	2	2	2	2
		Connection Unit for A/C Unit (Split Type) 冷氣機接線座 (分體式)																								1	1	1	1	1	1	1	1
Store 士多房	TV/FM Outlet 電視機/電台天線插座																				1	-	1	1	-								
	Telephone Outlet 電話插座																				1	-	1	1	-								
	Single Socket Outlet 單位插座																				1	-	1	1	-								
	Twin Socket Outlet 雙位插座																				1	-	1	1	-								
		Connection Unit for A/C Unit (Split Type) 冷氣機接線座 (分體式)																				1	-	1	1		-						
Utility Room 工作間	TV/FM Outlet 電視機/電台天線插座		1	1	1	1	1	1	1	1	1	1	1	1	1	1	1	1	1	1	1	1	1	1	1	1							
	Telephone Outlet 電話插座		1	1	1	1	1	1	1	1	1	1	1	1	1	1	1	1	1	1	1	1	1	1	1	1							
	Twin Socket Outlet 雙位插座		1	1	1	1	1	1	1	1	1	1	1	1	1	1	1	1	1	1	1	1	1	1	1	1							
		Connection Unit for A/C Unit (Split Type) 冷氣機接線座 (分體式)	1	1	1	1	1	1	1	1	1	1	1	1	1	1	1	1	1	1	1	1	1	1	1	1							

Note:  
1. The symbol “-” as shown in the above table denotes “Not provided”.  
2. The symbol “/” as shown in the above table denotes “Not applicable”.

備註：  
1. 上表 “-” 代表不提供。  
2. 上表 “/” 代表不適用。



FITTINGS, FINISHES AND APPLIANCES  
裝置、裝修物料及設備

Schedule of Mechanical & Electrical Provisions of Units 單位機電裝置數量說明表

Tower 7 第7座

Location 位置	Exposed Type 外露型	Non-exposed Type 非外露型	5/F 5樓				6/F, 8/F - 11/F, 15/F - 23/F & 25/F - 26/F 6樓, 8樓至11樓, 15樓至 23樓及25樓至26樓				7/F 7樓				12/F 12樓				27/F 27樓		27/F & 28/F (Duplex) 27樓及28樓 (複式)		28/F & 29/F (Duplex) 28樓及 29樓 (複式)		29/F 29樓		30/F - Roof (Duplex) 30樓至天台 (複式)	
			A	B	C	D	A	B	C	D	A	B	C	D	A	B	C	D	A	B	C	D	A	C	D	A	C	
Kitchen 廚房	Single Socket Outlet 單位插座		3	3	2	2	3	3	2	2	3	3	2	2	3	3	2	2	3	3	2	2	2	2	2	2	2	2
	Twin Socket Outlet 雙位插座		1	1	1	1	1	1	1	1	1	1	1	1	1	1	1	1	1	1	2	2	2	2	2	2	2	2
		TV/FM Outlet 電視機/電台天線插座	1	1	1	1	1	1	1	1	1	1	1	1	1	1	1	1	1	1	1	1	1	1	1	1	1	1
		Single Socket Outlet for TV 單位插座供電視機	1	1	1	1	1	1	1	1	1	1	1	1	1	1	1	1	1	1	1	1	1	1	1	1	1	1
		Connection Unit for A/C Unit (Duct Type) 冷氣機接線座 (管道式)	1	1	1	1	1	1	1	1	1	1	1	1	1	1	1	1	1	1	1	1	1	1	1	1	1	1
		Single Socket Outlet for Cooker Hood 單位插座供抽油煙機	1	1	1	1	1	1	1	1	1	1	1	1	1	1	1	1	1	1	1	1	1	1	1	1	1	1
		Single Socket Outlet for Refrigerator 單位插座供雪櫃	1	1	1	1	1	1	1	1	1	1	1	1	1	1	1	1	1	1	1	1	1	1	1	1	1	1
		Single Socket Outlet for Steam Oven 單位插座供蒸爐	1	1	-	-	1	1	-	-	1	1	-	-	1	1	-	-	1	1	1	1	1	1	1	1	1	1
		Single Socket Outlet for Warming Drawer 單位插座供暖櫃	-	-	-	-	-	-	-	-	-	-	-	-	-	-	-	-	-	-	1	1	1	-	-	1	1	
		Single Socket Outlet for Dish Washer 單位插座供洗碗機	-	-	-	-	-	-	-	-	-	-	-	-	-	-	-	-	-	-	1	1	1	-	-	1	1	
		Single Socket Outlet for Microwave Oven 單位插座供微波爐	1	1	-	-	1	1	-	-	1	1	-	-	1	1	-	-	1	1	-	-	-	1	1	-	-	
		Twin Socket Outlet for 2 in 1 Washer/ Dryer Machine 雙位插座供2合1洗衣乾衣機	1	1	1	1	1	1	1	1	1	1	1	1	1	1	1	1	1	1	1	1	1	1	1	1	1	1
		Twin Socket Outlet for Gas Cooker Hob 雙位插座供煤氣煮食爐	1	1	1	1	1	1	1	1	1	1	1	1	1	1	1	1	1	1	1	1	1	1	1	1	1	1
		Single Socket Outlet for Coffee Maker 單位插座供咖啡機	-	-	-	-	-	-	-	-	-	-	-	-	-	-	-	-	-	-	1	1	1	-	-	1	1	
		Fused Spur Unit for Refrigerator 接線座供雪櫃	-	-	-	-	-	-	-	-	-	-	-	-	-	-	-	-	-	-	1	1	1	-	-	1	1	
		Fused Spur Unit for Exhaust Fan 接線座供抽氣扇	1	1	1	1	1	1	1	1	1	1	1	1	1	1	1	1	1	1	1	1	1	1	1	1	1	1
		Fused Spur Unit for Gas Water Heater 接線座供煤氣熱水爐	1	1	1	1	1	1	1	1	1	1	1	1	1	1	1	1	1	1	2	2	1	1	1	1	1	1
		Connection Unit for Induction Hob 接線座供電磁爐	-	-	-	-	-	-	-	-	-	-	-	-	-	-	-	-	-	-	1	1	1	1	1	1	1	1
		Connection Unit for BBQ Grill 接線座供燒烤爐	-	-	1	1	-	-	1	1	-	-	1	1	-	-	1	1	-	-	1	1	1	1	1	1	1	1
		Connection Unit for Oven 接線座供焗爐	1	1	1	1	1	1	1	1	1	1	1	1	1	1	1	1	1	1	1	1	1	1	1	1	1	1
		Connection Unit for Electric Water Heater 接線座供電熱水爐	1	1	1	1	1	1	1	1	1	1	1	1	1	1	1	1	1	1	1	1	1	1	1	1	1	1
		Water Point and Drain Point for 2 in 1 Washer/Dryer Machine 2合1洗衣乾衣機來去水接駁位	1	1	1	1	1	1	1	1	1	1	1	1	1	1	1	1	1	1	1	1	1	1	1	1	1	1

Note:  
1. The symbol “-” as shown in the above table denotes “Not provided”.

備註:  
1. 上表 “-” 代表不提供。



Schedule of Mechanical & Electrical Provisions of Units 單位機電裝置數量說明表

Tower 7 第7座

Location 位置	Exposed Type 外露型	Non-exposed Type 非外露型	5/F 5樓				6/F, 8/F - 11/F, 15/F - 23/F & 25/F - 26/F 6樓, 8樓至11樓, 15樓至 23樓及25樓至26樓				7/F 7樓				12/F 12樓				27/F 27樓		27/F & 28/F (Duplex) 27樓及28樓 (複式)		28/F & 29/F (Duplex) 28樓及 29樓 (複式)		29/F 29樓			30/F - Roof (Duplex) 30樓至天台 (複式)	
			A	B	C	D	A	B	C	D	A	B	C	D	A	B	C	D	A	B	C	D	A	C	D	A	C		
Master Bathroom 主人浴室	Single Socket Outlet 單位插座		1	1	2	2	1	1	2	2	1	1	2	2	1	1	2	2	1	1	2	2	2	1	1	2	2		
	Gas Water Heater Temperature Control 煤氣熱水爐恆溫控制器		1	1	2	2	1	1	2	2	1	1	2	2	1	1	2	2	1	1	2	2	2	1	1	2	2		
		TV/FM Outlet 電視機機/電台天線插座	1	1	1	1	1	1	1	1	1	1	1	1	1	1	1	1	1	1	1	1	1	1	1	1	1		
		Single Socket Outlet for TV 單位插座供電視機	1	1	1	1	1	1	1	1	1	1	1	1	1	1	1	1	1	1	1	1	1	1	1	1	1		
		Single Socket Outlet for Cosmetic Cooler 單位插座供化妝品雪櫃	-	-	-	-	-	-	-	-	-	-	-	-	-	-	-	-	-	1	1	1	-	-	1	1			
		Fused Spur Unit for Gas Water Heater 接線座供煤氣熱水爐	1	1	1	1	1	1	1	1	1	1	1	1	1	1	1	1	1	-	-	-	1	1	-	2			
		Fused Spur Unit for Exhaust Fan 接線座供抽氣扇	1	1	1	1	1	1	1	1	1	1	1	1	1	1	1	1	1	1	1	1	1	1	1	1			
		Connection Unit for Dehumidifier 接線座供抽濕機	1	1	1	1	1	1	1	1	1	1	1	1	1	1	1	1	1	1	1	1	1	1	1	1			
		Isolator for Jacuzzi 隔離器供按摩缸	-	-	1	1	-	-	1	1	-	-	1	1	-	-	1	1	-	-	1	1	1	-	-	1	1		
		Fused Spur Unit for Electrically Operated Blind 接線座供電動百葉簾	-	-	-	-	-	-	-	-	-	-	-	-	-	-	-	-	-	2	1	-	-	-	-	1			
Bathroom 2 浴室 2	Single Socket Outlet 單位插座		1	1	1	1	1	1	1	1	1	1	1	1	1	1	1	1	1	1	1	1	1	1	1	1			
	Gas Water Heater Temperature Control 煤氣熱水爐恆溫控制器		1	1	1	1	1	1	1	1	1	1	1	1	1	1	1	1	1	1	1	1	1	1	1	1			
		Fused Spur Unit for Exhaust Fan 接線座供抽氣扇	1	1	1	1	1	1	1	1	1	1	1	1	1	1	1	1	1	1	1	1	1	1	1	1			
		Connection Unit for Dehumidifier 接線座供抽濕機	1	1	1	1	1	1	1	1	1	1	1	1	1	1	1	1	1	1	1	1	1	1	1	1			
Bathroom 3 浴室 3	Single Socket Outlet 單位插座			1	1			1	1			1	1			1	1			1	1	1			1	1			
	Gas Water Heater Temperature Control 煤氣熱水爐恆溫控制器				1			1	1			1	1			1	2			2	1								
				Single Socket Outlet for TV 單位插座供電視機	-			-	-			-	-			-	1			1	1								
				TV/FM Outlet 電視機/電台天線插座	-			-	-			-	-			-	1			1	1								
				Fused Spur Unit for Gas Water Heater 接線座供煤氣熱水爐	-			-	-			-	-			-	1			1	-								
				Fused Spur Unit for Exhaust Fan 接線座供抽氣扇	1			1	1			1	1			1	1			1	1	1							

Note:  
1. The symbol “-” as shown in the above table denotes “Not provided”.  
2. The symbol “/” as shown in the above table denotes “Not applicable”.

備註：  
1. 上表 “-” 代表不提供。  
2. 上表 “/” 代表不適用。



FITTINGS, FINISHES AND APPLIANCES  
裝置、裝修物料及設備

Schedule of Mechanical & Electrical Provisions of Units 單位機電裝置數量說明表

Tower 7 第7座

Location 位置	Exposed Type 外露型	Non-exposed Type 非外露型	5/F 5樓				6/F, 8/F - 11/F, 15/F - 23/F & 25/F - 26/F 6樓, 8樓至11樓, 15樓至 23樓及25樓至26樓				7/F 7樓				12/F 12樓				27/F 27樓		27/F & 28/F (Duplex) 27樓及28樓 (複式)		28/F & 29/F (Duplex) 28樓及 29樓 (複式)		29/F 29樓		30/F - Roof (Duplex) 30樓至天台 (複式)			
			A	B	C	D	A	B	C	D	A	B	C	D	A	B	C	D	A	B	C	D	A	C	D	A	C			
Bathroom 4 浴室 4	Single Socket Outlet 單位插座		/	/	/	/	/	/	/	/	/	/	/	/	/	/	/	/	/	/	/	/	/	/	/	/	/	/	1	
	Gas Water Heater Temperature Control 煤氣熱水爐恆溫控制器																												1	
	Fused Spur Unit for Exhaust Fan 接線座供抽氣扇																												1	
Bathroom 5 浴室 5	Single Socket Outlet 單位插座		/	/	/	/	/	/	/	/	/	/	/	/	/	/	/	/	/	/	/	/	/	/	/	/	/	/	1	
	Gas Water Heater Temperature Control 煤氣熱水爐恆溫控制器																												1	
	Fused Spur Unit for Exhaust Fan 接線座供抽氣扇																												1	
Lavatory 洗手間		Connection Unit for Three-phase Electric Water Heater 接線座供三相電熱水爐	1	1	1	1	1	1	1	1	1	1	1	1	1	1	1	1	1	1	1	1	1	1	1	1	1	1	1	
		Fused Spur Unit for Exhaust Fan 接線座供抽氣扇	1	1	1	1	1	1	1	1	1	1	1	1	1	1	1	1	1	1	1	1	1	1	1	1	1	1	1	
Powder Room 客廳洗手間		Connection Unit for Electric Water Heater 接線座供電熱水爐	/	/	/	/	/	/	/	/	/	/	/	/	/	/	/	/	/	/	/	/	/	/	/	/	/	1		
		Fused Spur Unit for Exhaust Fan 接線座供抽氣扇																										1	1	1
Balcony 露台	Water-proof Single Socket Outlet 防水單位插座		1	1	/	1	1	1	1	1	1	1	1	1	1	1	1	1	1	1	1	1	1	1	1	1	1	1	1	
Flat Roof 平台	Water-proof Single Socket Outlet 防水單位插座		/	/	2	/	/	/	/	/	/	/	/	/	/	/	/	/	/	/	/	/	/	/	/	/	/	/	3	
	Gas Connection Point 煤氣接駁位				-																								1	
Roof 天台	Water-proof Single Socket Outlet 防水單位插座		/	/	/	/	/	/	/	/	/	/	/	/	/	/	/	/	/	/	/	/	/	/	/	/	/	/	1	2
	Gas Water Heater Temperature Control 煤氣熱水爐恆溫控制器																												2	2
		TV/FM Outlet 電視機/電台天線插座																											1	1
		Water-proof Single Socket Outlet for TV 防水單位插座供電視機																											1	1
		Fused Spur Unit for Gas Water Heater 接線座供煤氣熱水爐																											2	2
Private Lift Lobby 私人升降機 大堂	Single Socket Outlet 單位插座		2	2	2	2	2	2	2	2	2	2	2	2	2	2	2	2	2	2	2	2	2	2	2	2	2	2	2	
		Connection Unit for A/C Unit (Duct Type) 冷氣機接線座 (管道式)	1	1	1	1	1	1	1	1	1	1	1	1	1	1	1	1	1	1	1	1	1	1	1	1	1	1	1	

Note:  
1. The symbol “-” as shown in the above table denotes “Not provided”.  
2. The symbol “/” as shown in the above table denotes “Not applicable”.

備註：  
1. 上表 “-” 代表不提供。  
2. 上表 “/” 代表不適用。



Schedule of Mechanical & Electrical Provisions of Units 單位機電裝置數量說明表

Tower 8 第8座

Location 位置	Exposed Type 外露型	Non-exposed Type 非外露型	5/F & 6/F 5樓及6樓		6/F 6樓		7/F - 12/F, 15/F - 23/F & 25/F - 27/F 7樓至12樓, 15樓至23樓及 25樓至27樓				28/F & 29/F (Duplex) 28樓及29樓(複式)			30/F - Roof (Duplex) 30樓至天台(複式)	
			A	B	C	D	A	B	C	D	A	C	D	A	C
Living/ Dining Room 客/飯廳	TV/FM Outlet 電視機/電台天線插座		3	3	3	4	3	3	3	4	3	2	2	3	3
	Telephone Outlet 電話插座		2	2	2	2	2	2	2	2	2	2	2	2	2
	Single Socket Outlet 單位插座		4	3	4	3	4	3	4	3	3	3	3	4	4
	Twin Socket Outlet 雙位插座		3	3	3	4	3	3	3	4	3	2	2	3	3
		Connection Unit for A/C Unit (Split Type) 冷氣機接線座 (分體式)	2	2	-	-	2	2	-	-	-	-	-	-	-
		Fused Spur Unit for Electrically Operated Curtain 接線座供電動窗紗	2	2	4	4	2	2	4	4	10	6	6	10	6
		Connection Unit for A/C Unit (Duct Type) 冷氣機接線座 (管道式)	-	-	2	3	-	-	2	3	3	3	3	3	4
		Single Socket Outlet for Wine Cellar 單位插座供酒櫃	-	-	-	1	-	-	-	1	1	1	1	1	1
		Single Socket Outlet for Refrigerator 單位插座供雪櫃	-	-	-	1	-	-	-	1	1	1	1	1	1
		Single Socket Outlet for Microwave Oven 單位插座供微波爐	-	-	-	1	-	-	-	1	1	1	1	1	1
		Single Socket Outlet for Steam Oven 單位插座供蒸爐	-	-	-	1	-	-	-	1	-	-	-	-	-
		Twin Socket Outlet for Coffee Maker & Warming Drawer 雙位插座供咖啡機及暖櫃	-	-	-	1	-	-	-	1	1	1	1	1	1
Master Bedroom 主人睡房	TV/FM Outlet 電視機/電台天線插座		2	2	2	2	2	2	2	2	2	2	2	2	2
	Telephone Outlet 電話插座		2	2	2	2	2	2	2	2	2	2	2	2	2
	Single Socket Outlet 單位插座		2	3	2	2	2	3	2	2	2	2	2	2	3
	Twin Socket Outlet 雙位插座		2	2	2	2	2	2	2	2	2	2	2	2	2
		Connection Unit for A/C Unit (Split Type) 冷氣機接線座 (分體式)	1	1	1	1	1	1	1	1	2	2	2	2	2
		Fused Spur Unit for Electrically Operated Curtain 接線座供電動窗紗	2	2	4	4	2	2	4	4	6	2	2	4	6
Bedroom 2 睡房 2	TV/FM Outlet 電視機/電台天線插座		1	1	1	1	1	1	1	1	1	1	1	1	1
	Telephone Outlet 電話插座		1	1	1	1	1	1	1	1	1	1	1	1	1
	Single Socket Outlet 單位插座		2	2	2	2	2	2	2	2	2	2	2	2	2
	Twin Socket Outlet 雙位插座		1	1	1	1	1	1	1	1	1	1	1	1	1
		Connection Unit for A/C Unit (Split Type) 冷氣機接線座 (分體式)	1	1	1	1	1	1	1	1	1	1	1	1	1
Bedroom 3 睡房 3	TV/FM Outlet 電視機/電台天線插座		1	/	1	1	1	/	1	1	1	1	1	1	1
	Telephone Outlet 電話插座		1		1	1	1		1	1	1	1	1	1	1
	Single Socket Outlet 單位插座		2		2	2	2		2	2	2	2	2	2	2
	Twin Socket Outlet 雙位插座		1		1	1	1		1	1	1	1	1	1	1
		Connection Unit for A/C Unit (Split Type) 冷氣機接線座 (分體式)	1		1	1	1		1	1	1	1	1	1	1
Bedroom 4 睡房 4	TV/FM Outlet 電視機/電台天線插座		1	/	1	1	1	/	1	1	/	1	2	/	1
	Telephone Outlet 電話插座		1		1	1	1		1	1		1	2		1
	Single Socket Outlet 單位插座		2		2	2	2		2	2		2	2		2
	Twin Socket Outlet 雙位插座		1		1	1	1		1	1		1	2		1
		Connection Unit for A/C Unit (Split Type) 冷氣機接線座 (分體式)	1		1	1	1		1	1		1	1		1
Bedroom 5 睡房 5	TV/FM Outlet 電視機/電台天線插座		/	/	/	/	/	/	/	/	/	1	/	/	1
	Telephone Outlet 電話插座											1			1
	Single Socket Outlet 單位插座											2			3
	Twin Socket Outlet 雙位插座											1			1
		Connection Unit for A/C Unit (Split Type) 冷氣機接線座 (分體式)										1			1

Note:  
1. The symbol “-” as shown in the above table denotes “Not provided”.  
2. The symbol “/” as shown in the above table denotes “Not applicable”.

備註：  
1. 上表 “-” 代表不提供。  
2. 上表 “/” 代表不適用。



FITTINGS, FINISHES AND APPLIANCES  
裝置、裝修物料及設備

Schedule of Mechanical & Electrical Provisions of Units 單位機電裝置數量說明表  
Tower 8 第8座

Location 位置	Exposed Type 外露型	Non-exposed Type 非外露型	5/F & 6/F 5樓及6樓		6/F 6樓		7/F - 12/F, 15/F - 23/F & 25/F - 27/F 7樓至12樓, 15樓至23樓及 25樓至27樓				28/F & 29/F (Duplex) 28樓及29樓(複式)			30/F - Roof (Duplex) 30樓至天台(複式)	
			A	B	C	D	A	B	C	D	A	C	D	A	C
Family Room (Living Room) 家庭廳(客廳)	TV/FM Outlet 電視機/電台天線插座										2			2	
	Telephone Outlet 電話插座										2			2	
	Single Socket Outlet 單位插座										2			2	
	Twin Socket Outlet 雙位插座										2			2	
	Connection Unit for A/C Unit (Split Type) 冷氣機接線座 (分體式)										1			1	
Store 士多房	TV/FM Outlet 電視機/電台天線插座										-	1			
	Telephone Outlet 電話插座										-	1			
	Single Socket Outlet 單位插座										1	-			
	Twin Socket Outlet 雙位插座										-	1			
Utility Room 工作間	TV/FM Outlet 電視機/電台天線插座		1	1	1	1	1	1	1	1	1	1	1	1	1
	Telephone Outlet 電話插座		1	1	1	1	1	1	1	1	1	1	1	1	1
	Twin Socket Outlet 雙位插座		1	1	1	1	1	1	1	1	1	1	1	1	1
	Connection Unit for A/C Unit (Split Type) 冷氣機接線座 (分體式)		1	1	1	1	1	1	1	1	1	1	1	1	1
Kitchen 廚房	Single Socket Outlet 單位插座		3	3	3	2	3	3	3	2	2	1	2	2	2
	Twin Socket Outlet 雙位插座		1	1	1	1	1	1	1	1	2	2	2	2	2
	TV/FM Outlet 電視機/電台天線插座		1	1	1	1	1	1	1	1	1	1	1	1	1
	Single Socket Outlet for TV 單位插座供電視機		1	1	1	1	1	1	1	1	1	1	1	1	1
	Connection Unit for A/C Unit (Duct Type) 冷氣機接線座 (管道式)		1	1	1	1	1	1	1	1	1	1	1	1	1
	Single Socket Outlet for Cooker Hood 單位插座供抽油煙機		1	1	1	1	1	1	1	1	1	1	1	1	1
	Single Socket Outlet for Refrigerator 單位插座供雪櫃		1	1	2	1	1	1	2	1	1	1	1	1	1
	Single Socket Outlet for Steam Oven 單位插座供蒸爐		1	1	1	-	1	1	1	-	1	1	1	1	1
	Single Socket Outlet for Warming Drawer 單位插座供暖櫃		-	-	-	-	-	-	-	-	1	1	1	1	1
	Single Socket Outlet for Dish Washer 單位插座供洗碗機		-	-	-	-	-	-	-	-	1	1	1	1	1
	Single Socket Outlet for Microwave Oven 單位插座供微波爐		1	1	1	-	1	1	1	-	-	-	-	-	-
	Twin Socket Outlet for 2 in 1 Washer/Dryer Machine 雙位插座供2合1洗衣乾衣機		1	1	1	1	1	1	1	1	1	1	1	1	1
	Single Socket Outlet for Wine Cellar 單位插座供酒櫃		1	-	1	-	1	-	1	-	-	-	-	-	-
	Twin Socket Outlet for Gas Cooker Hob 雙位插座供煤氣煮食爐		1	1	1	1	1	1	1	1	1	1	1	1	1
	Single Socket Outlet for Coffee Maker 單位插座供咖啡機		-	-	-	-	-	-	-	-	1	1	1	1	1
	Fused Spur Unit for Refrigerator 接線座供雪櫃		-	-	-	-	-	-	-	-	1	1	1	1	1
	Fused Spur Unit for Exhaust Fan 接線座供抽氣扇		1	1	1	1	1	1	1	1	1	1	1	1	1
	Fused Spur Unit for Gas Water Heater 接線座供煤氣熱水爐		1	-	1	1	1	-	1	1	1	1	2	1	1
	Connection Unit for Induction Hob 接線座供電磁爐		-	-	-	-	-	-	-	-	1	1	1	1	1
	Connection Unit for BBQ Grill 接線座供燒烤爐		1	-	1	1	1	-	1	1	1	1	1	1	1
	Connection Unit for Oven 接線座供焗爐		1	1	1	1	1	1	1	1	1	1	1	1	1
	Connection Unit for Electric Water Heater 接線座供電熱水爐		1	1	1	1	1	1	1	1	1	1	1	1	1
	Water Point and Drain Point for 2 in 1 Washer/Dryer Machine 2合1洗衣乾衣機來去水接駁位		1	1	1	1	1	1	1	1	1	1	1	1	1

Note:  
1. The symbol “-” as shown in the above table denotes “Not provided”.  
2. The symbol “/” as shown in the above table denotes “Not applicable”.

備註：  
1. 上表 “-” 代表不提供。  
2. 上表 “/” 代表不適用。



Schedule of Mechanical & Electrical Provisions of Units 單位機電裝置數量說明表

Tower 8 第8座

Location 位置	Exposed Type 外露型	Non-exposed Type 非外露型	5/F & 6/F 5樓及6樓		6/F 6樓		7/F - 12/F, 15/F - 23/F & 25/F - 27/F 7樓至12樓, 15樓至23樓及 25樓至27樓				28/F & 29/F (Duplex) 28樓及29樓(複式)			30/F - Roof (Duplex) 30樓至天台(複式)	
			A	B	C	D	A	B	C	D	A	C	D	A	C
Master Bathroom 主人浴室	Single Socket Outlet 單位插座		1	1	1	2	1	1	1	2	2	2	2	2	2
	Gas Water Heater Temperature Control 煤氣熱水爐恆溫控制器		1	1	1	2	1	1	1	2	2	2	2	2	2
		TV/FM Outlet 電視機/電台天線插座	1	1	1	1	1	1	1	1	1	1	1	1	1
		Single Socket Outlet for TV 單位插座供電視機	1	1	1	1	1	1	1	1	1	1	1	1	1
		Single Socket Outlet for Cosmetic Cooler 單位插座供化妝品雪櫃	-	-	-	-	-	-	-	-	1	1	1	1	1
		Fused Spur Unit for Gas Water Heater 接線座供煤氣熱水爐	1	1	-	1	1	1	-	1	-	-	-	-	2
		Fused Spur Unit for Exhaust Fan 接線座供抽氣扇	1	1	1	1	1	1	1	1	1	1	1	1	1
		Connection Unit for Dehumidifier 接線座供抽濕機	1	1	1	1	1	1	1	1	1	1	1	1	1
		Isolator for Jacuzzi 隔離器供按摩缸	-	-	-	1	-	-	-	1	1	1	1	1	1
		Fused Spur Unit for Electrically Operated Blind 接線座供電動百葉簾	-	-	-	-	-	-	-	-	-	2	2	-	2
Bathroom 2 浴室 2	Single Socket Outlet 單位插座		1	1	1	1	1	1	1	1	1	1	1	1	1
	Gas Water Heater Temperature Control 煤氣熱水爐恆溫控制器		1	1	1	1	1	1	1	1	1	1	1	1	1
		Fused Spur Unit for Gas Water Heater 接線座供煤氣熱水爐	-	1	1	-	-	1	1	-	-	-	-	-	-
		Fused Spur Unit for Exhaust Fan 接線座供抽氣扇	1	1	1	1	1	1	1	1	1	1	1	1	1
		Connection Unit for Dehumidifier 接線座供抽濕機	1	1	1	1	1	1	1	1	1	1	1	1	1
Bathroom 3 浴室 3	Single Socket Outlet 單位插座		1		1	1	1		1	1	1	1	1	1	1
	Gas Water Heater Temperature Control 煤氣熱水爐恆溫控制器		1		1	1	1		1	1	1	1	1	1	1
		TV/FM Outlet 電視機/電台天線插座	-		-	-	-		-	-	-	-	-	-	1
		Single Socket Outlet for TV 單位插座供電視機	-		-	-	-		-	-	-	-	-	-	1
		Fused Spur Unit for Gas Water Heater 接線座供煤氣熱水爐	-		-	-	-		-	-	1	1	-	1	-
		Fused Spur Unit for Exhaust Fan 接線座供抽氣扇	1		1	1	1		1	1	1	1	1	1	1
Bathroom 4 浴室 4	Single Socket Outlet 單位插座														1
	Gas Water Heater Temperature Control 煤氣熱水爐恆溫控制器														1
		Fused Spur Unit for Exhaust Fan 接線座供抽氣扇													1
Bathroom 5 浴室 5	Single Socket Outlet 單位插座														1
	Gas Water Heater Temperature Control 煤氣熱水爐恆溫控制器														1
		Fused Spur Unit for Exhaust Fan 接線座供抽氣扇													1
Lavatory 洗手間		Connection Unit for Three-phase Electric Water Heater 接線座供三相電熱水爐	1	1	1	1	1	1	1	1	1	1	1	1	1
		Fused Spur Unit for Exhaust Fan 接線座供抽氣扇	1	1	1	1	1	1	1	1	1	1	1	1	1
Powder Room 客廳洗手間		Connection Unit for Electric Water Heater 接線座供電熱水爐									1	1	1	1	
		Fused Spur Unit for Exhaust Fan 接線座供抽氣扇									1	1	1	1	
Balcony 露台	Water-proof Single Socket Outlet 防水單位插座		1	1			1	1	1	1	1	1	1	1	1

Note:  
1. The symbol “-” as shown in the above table denotes “Not provided”.  
2. The symbol “/” as shown in the above table denotes “Not applicable”.

備註：  
1. 上表 “-” 代表不提供。  
2. 上表 “/” 代表不適用。



FITTINGS, FINISHES AND APPLIANCES  
裝置、裝修物料及設備

Schedule of Mechanical & Electrical Provisions of Units 單位機電裝置數量說明表  
Tower 8 第8座

Location 位置	Exposed Type 外露型	Non-exposed Type 非外露型	5/F & 6/F 5樓及6樓		6/F 6樓		7/F - 12/F, 15/F - 23/F & 25/F - 27/F 7樓至12樓, 15樓至23樓及 25樓至27樓				28/F & 29/F (Duplex) 28樓及29樓(複式)			30/F - Roof (Duplex) 30樓至天台(複式)	
			A	B	C	D	A	B	C	D	A	C	D	A	C
Flat Roof 平台	Water-proof Single Socket Outlet 防水單位插座		/	/	3	3	/	/	/	/	1	1	2	/	1
	Gas Water Heater Temperature Control 煤氣熱水爐恆溫控制器				-	-					2	-	-		-
		TV/FM Outlet 電視機/電台天線插座			-	-					1	-	-		-
		Water-proof Single Socket Outlet for TV 防水單位插座供電視機			-	-					1	-	-		-
		Fused Spur Unit for Gas Water Heater 接線座供煤氣熱水爐			-	-					2	-	-		-
	Gas Connection Point 煤氣接駁位				-	-					-	1	1		1
Roof 天台	Water-proof Single Socket Outlet 防水單位插座		/	/	/	/	/	/	/	/	/	/	/	1	2
	Gas Water Heater Temperature Control 煤氣熱水爐恆溫控制器													2	2
		TV/FM Outlet 電視機/電台天線插座												1	1
		Water-proof Single Socket Outlet for TV 防水單位插座供電視機												1	1
		Fused Spur Unit for Gas Water Heater 接線座供煤氣熱水爐												2	2
Private Lift Lobby 私人升降機 大堂	Single Socket Outlet 單位插座		2	2	2	2	2	2	2	2	2	2	2	2	2
		Connection Unit for A/C Unit (Duct Type) 冷氣機接線座 (管道式)	1	1	1	1	1	1	1	1	1	1	1	1	1

Note:  
1. The symbol “-” as shown in the above table denotes “Not provided”.  
2. The symbol “/” as shown in the above table denotes “Not applicable”.

備註：  
1. 上表 “-” 代表不提供。  
2. 上表 “/” 代表不適用。



Schedule of Mechanical & Electrical Provisions of Units 單位機電裝置數量說明表

House 獨立屋

Location 位置	Exposed Type 外露型	Non-exposed Type 非外露型	House 1 & 8 1及8號獨立屋	House 2 2號獨立屋	House 3, 5, 6 & 7 3, 5, 6及7號獨立屋
Living/ Dining Room 客/飯廳	TV/FM Outlet 電視機/電台天線插座		3	3	3
	Telephone Outlet 電話插座		2	2	2
	Single Socket Outlet 單位插座		4	3	3
	Twin Socket Outlet 雙位插座		3	3	3
		Connection Unit for A/C Unit (Duct Type) 冷氣機接線座 (管道式)	5	5	5
		Fused Spur Unit for Electrically Operated Blind 接線座供電動百葉簾	8	6	6
	Emergency Electric Switch 緊急開關電掣		1	1	1
Master Bedroom 主人睡房	TV/FM Outlet 電視機/電台天線插座		2	2	2
	Telephone Outlet 電話插座		2	2	2
	Single Socket Outlet 單位插座		2	2	2
	Twin Socket Outlet 雙位插座		2	2	2
		Connection Unit for A/C Unit (Split Type) 冷氣機接線座 (分體式)	2	2	2
		Fused Spur Unit for Electrically Operated Blind 接線座供電動百葉簾	4	4	4
Bedroom 2 睡房 2	TV/FM Outlet 電視機/電台天線插座		1	1	1
	Telephone Outlet 電話插座		1	1	1
	Single Socket Outlet 單位插座		2	2	2
	Twin Socket Outlet 雙位插座		1	1	1
		Connection Unit for A/C Unit (Split Type) 冷氣機接線座 (分體式)	1	1	1
Bedroom 3 睡房 3	TV/FM Outlet 電視機/電台天線插座		1	1	1
	Telephone Outlet 電話插座		1	1	1
	Single Socket Outlet 單位插座		2	2	2
	Twin Socket Outlet 雙位插座		1	1	1
		Connection Unit for A/C Unit (Split Type) 冷氣機接線座 (分體式)	1	1	1
Bedroom 4 睡房 4	TV/FM Outlet 電視機/電台天線插座		1		1
	Telephone Outlet 電話插座		1		1
	Single Socket Outlet 單位插座		2		2
	Twin Socket Outlet 雙位插座		1		1
		Connection Unit for A/C Unit (Split Type) 冷氣機接線座 (分體式)	1		1
Bedroom 5 睡房 5	TV/FM Outlet 電視機/電台天線插座		1		
	Telephone Outlet 電話插座		1		
	Single Socket Outlet 單位插座		2		
	Twin Socket Outlet 雙位插座		1		
		Connection Unit for A/C Unit (Split Type) 冷氣機接線座 (分體式)	1		
Family Room 家庭廳	TV/FM Outlet 電視機/電台天線插座		1	1	1
	Telephone Outlet 電話插座		1	1	1
	Single Socket Outlet 單位插座		2	2	2
	Twin Socket Outlet 雙位插座		1	1	1
		Connection Unit for A/C Unit (Split Type) 冷氣機接線座 (分體式)	1	1	1
Utility Room 工作間	TV/FM Outlet 電視機/電台天線插座		1	1	1
	Telephone Outlet 電話插座		1	1	1
	Twin Socket Outlet 雙位插座		1	1	1
		Connection Unit for A/C Unit (Split Type) 冷氣機接線座 (分體式)	1	1	1

Note:  
1. The symbol " / " as shown in the above table denotes "Not applicable".

備註：  
1. 上表 “/” 代表不適用。



FITTINGS, FINISHES AND APPLIANCES

裝置、裝修物料及設備

Schedule of Mechanical & Electrical Provisions of Units 單位機電裝置數量說明表

House 獨立屋

Location 位置	Exposed Type 外露型	Non-exposed Type 非外露型	House 1 & 8 1及8號獨立屋	House 2, 3, 5, 6 & 7 2, 3, 5, 6及7號獨立屋
Kitchen 廚房	Single Socket Outlet 單位插座		1	1
	Twin Socket Outlet 雙位插座		2	2
		TV/FM Outlet 電視機/電台天線插座	1	1
		Single Socket Outlet for TV 單位插座供電視機	1	1
		Connection Unit for A/C Unit (Duct Type) 冷氣機接線座 (管道式)	1	1
		Single Socket Outlet for Cooker Hood 單位插座供抽油煙機	1	1
		Single Socket Outlet for Refrigerator 單位插座供雪櫃	2	2
		Single Socket Outlet for Steam Oven 單位插座供蒸爐	1	1
		Single Socket Outlet for Warming Drawer 單位插座供暖櫃	2	2
		Single Socket Outlet for Dish Washer 單位插座供洗碗機	1	1
		Single Socket Outlet for Microwave Oven 單位插座供微波爐	1	1
		Single Socket Outlet for 2 in 1 Washer/Dryer Machine 單位插座供2合1洗衣乾衣機	1	1
		Single Socket Outlet for Wine Cellar 單位插座供酒櫃	1	1
		Single Socket Outlet for Coffee Maker 單位插座供咖啡機	1	1
		Twin Socket Outlet for Gas Cooker Hob 雙位插座供煤氣煮食爐	1	1
		Fused Spur Unit for Exhaust Fan 接線座供抽氣扇	1	1
		Connection Unit for Induction Hob 接線座供電磁爐	1	1
		Connection Unit for BBQ Grill 接線座供電燒烤爐	1	1
		Connection Unit for Oven 接線座供焗爐	1	1
		Connection Unit for Electric Water Heater 接線座供電熱水爐	1	1
		Water Point and Drain Point for 2 in 1 Washer/Dryer Machine 2合1洗衣乾衣機來去水接駁位	1	1
Master Bathroom 主人浴室	Single Socket Outlet 單位插座		2	2
		TV/FM Outlet 電視機/電台天線插座	2	2
		Single Socket Outlet for TV 單位插座供電視機	2	2
		Connection Unit for A/C Unit (Duct Type) 冷氣機接線座 (管道式)	1	1
		Single Socket Outlet for Cosmetic Cooler 單位插座供化妝品雪櫃	1	1
		Fused Spur Unit for Exhaust Fan 接線座供抽氣扇	1	1
		Fused Spur Unit for Electrically Operated Blind 接線座供電動百葉簾	2	-
		Connection Unit for Three-phase Electric Water Heater 接線座供三相電熱水爐	1	1
		Connection Unit for Dehumidifier 接線座供抽濕機	1	1
		Isolator for Jacuzzi 隔離器供按摩缸	1	1

Note:  
1. The symbol “-” as shown in the above table denotes “Not provided”.

備註：  
1. 上表 “-” 代表不提供。



Schedule of Mechanical & Electrical Provisions of Units 單位機電裝置數量說明表

House 獨立屋

Location 位置	Exposed Type 外露型	Non-exposed Type 非外露型	House 1 & 8 1及8號獨立屋	House 2 2號獨立屋	House 3, 5, 6 & 7 3, 5, 6及7號獨立屋
Bathroom 2 浴室 2	Single Socket Outlet 單位插座		1	1	1
		TV/FM Outlet 電視機/電台天線插座	1	-	-
		Single Socket Outlet for TV 單位插座供電視機	1	-	-
		Fused Spur Unit for Exhaust Fan 接線座供抽氣扇	1	1	1
		Connection Unit for Three-phase Electric Water Heater 接線座供三相電熱水爐	1	1	1
		Connection Unit for Dehumidifier 接線座供抽濕機	1	1	1
Bathroom 3 浴室 3	Single Socket Outlet 單位插座		1	1	1
		TV/FM Outlet 電視機/電台天線插座	-	1	1
		Single Socket Outlet for TV 單位插座供電視機	-	1	1
		Fused Spur Unit for Exhaust Fan 接線座供抽氣扇	1	1	1
		Connection Unit for Three-phase Electric Water Heater 接線座供三相電熱水爐	1	1	1
		Connection Unit for Dehumidifier 接線座供抽濕機	1	1	1
		Isolator for Jacuzzi 隔離器供按摩缸	-	-	1
Bathroom 4 浴室 4	Single Socket Outlet 單位插座		1		1
		TV/FM Outlet 電視機/電台天線插座	1		-
		Single Socket Outlet for TV 單位插座供電視機	1		-
		Fused Spur Unit for Exhaust Fan 接線座供抽氣扇	1		1
		Connection Unit for Three-phase Electric Water Heater 接線座供三相電熱水爐	1		1
		Connection Unit for Dehumidifier 接線座供抽濕機	1		1
Lavatory 洗手間		Connection Unit for Three-phase Electric Water Heater 接線座供三相電熱水爐	1	1	1
		Fused Spur Unit for Exhaust Fan 接線座供抽氣扇	1	1	1
Powder Room 客廳洗手間		Connection Unit for Electric Water Heater 接線座供電熱水爐	1	1	1
		Fused Spur Unit for Exhaust Fan 接線座供抽氣扇	1	1	1
Balcony 露台	Water-proof Single Socket Outlet 防水單位插座		1	1	1
Flat Roof 平台	Water-proof Single Socket Outlet 防水單位插座		2	2	2
Roof 天台	Water-proof Single Socket Outlet 防水單位插座		2	2	2
Private Garden 私人花園	Water-proof Single Socket Outlet 防水單位插座		4	3	4
Lift Lobby 升降機大堂	Single Socket Outlet 單位插座		1		
		Connection Unit for A/C Unit (Duct Type) 冷氣機接線座 (管道式)	1		

Note:

1. The symbol "-" as shown in the above table denotes "Not provided".  
2. The symbol "/" as shown in the above table denotes "Not applicable".

備註：

1. 上表 “-” 代表不提供。  
2. 上表 “/” 代表不適用。



FITTINGS, FINISHES AND APPLIANCES  
裝置、裝修物料及設備

Mechanical & Electrical Provisions Plan 機電裝置平面圖

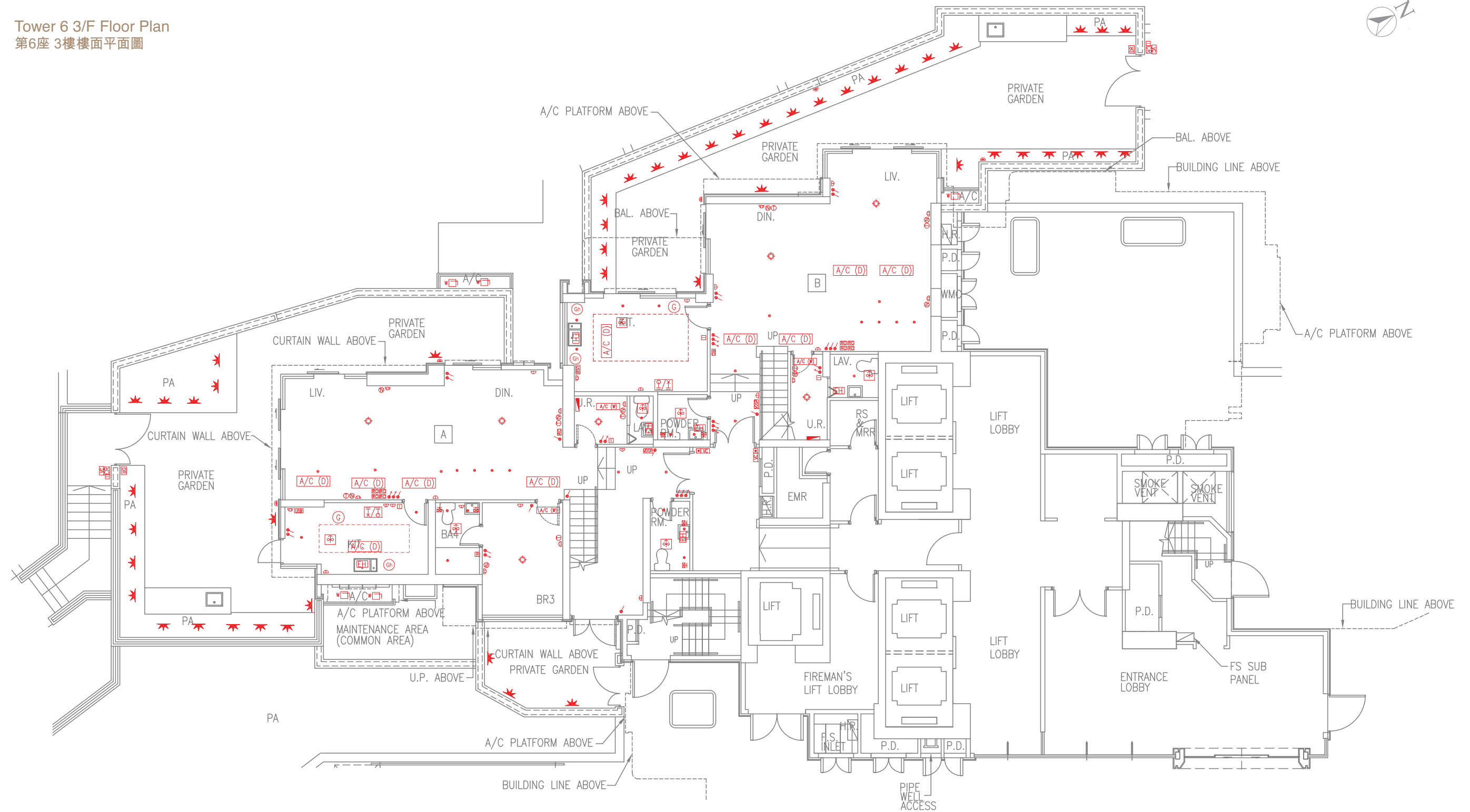
Legends 圖例

	LIGHTING SWITCH 燈掣		EXHAUST FAN 抽氣扇		VIDEO DOOR PHONE 門口視像對講機
	SWITCH FOR EQUIPMENT 裝置開關掣		GAS WATER HEATER 煤氣熱水爐		DOOR BELL BUTTON 門鈴按鈕
	LAMP HOLDER 天花燈位		ELECTRIC WATER HEATER 電熱水爐		DOOR CAMERA 門口視像攝影裝置
	CEILING DOWNLIGHT 天花燈		GAS METER POSITION 煤氣錶位		INTERCOM 對講機
	STRIP LIGHT 燈帶		DEHUMIDIFIER 抽濕機		DOOR RELEASE PUSH BUTTON 開門制
	OUTDOOR LIGHT 室外燈		WATER POINT AND DRAIN POINT FOR WASHING MACHINE 洗衣機來去水接駁位		BREAKGLASS FOR DOOR RELEASE 緊急開門制
	WALL LIGHT 壁燈		USB AND HDMI CONNECTOR USB及HDMI連接位		DOOR RELEASE CARD READER 智能卡開門閱讀器
	FLUORESCENT BATTEN 光管支架		MINIATURE CIRCUIT BREAKER BOARD 微型斷路器		EMERGENCY LIGHT 緊急照明燈
	SINGLE SOCKET OUTLET 單位插座		WALL MOUNTED A/C INDOOR UNIT 掛牆式室內冷氣機		FIRE ALARM BELL 消防警鐘
	TWIN SOCKET OUTLET 雙位插座		DUCT TYPE A/C INDOOR UNIT 管道式室內冷氣機		HOSE REEL SET 消防喉轆
	WATER-PROOF SINGLE SOCKET OUTLET 防水單位插座		GAS WATER HEATER TEMPERATURE CONTROL 煤氣熱水爐恆溫控制器		FIRE ALARM CALL POINT 火警鐘掣
	TV/FM OUTLET 電視機/電台天線接線座		ISOLATOR AND EMERGENCY STOP FOR A/C OUTDOOR UNIT 室外冷氣機隔離器及緊急停止掣		EMERGENCY ELECTRIC SWITCH 緊急開關電掣
	TELEPHONE OUTLET 電話插座		ISOLATOR FOR SWIMMING POOL PUMP 泳池水泵隔離器		
	TEMPERATURE CONTROL FOR DUCT TYPE A/C INDOOR UNIT 管道式室內冷氣機恆溫控制器		GAS CONNECTION POINT 煤氣接駁位		



Mechanical & Electrical Provisions Plan 機電裝置平面圖

Tower 6 3/F Floor Plan  
第6座 3樓樓面平面圖



Note: 1. The above mechanical & electrical provisions plan shows the indicative locations of the relevant mechanical and electrical provisions which are not drawn to scale.  
2. Please refer to P. 21 of this sales brochure for remarks, legend of the terms and abbreviations shown in the mechanical & electrical provisions plan above.  
3. Please refer to P. 200 of this sales brochure for legend shown in the mechanical & electrical provisions plan above.

Scale 比例尺: 0 1 2 3 4 5 10  
Metres米

備註: 1. 以上機電裝置平面圖展示有關機電裝置的大約位置，並非按比例繪畫。  
2. 以上機電裝置平面圖中顯示之附註、名詞及簡稱請參閱本售樓說明書第 2 1 頁。  
3. 以上機電裝置平面圖中顯示之圖例請參閱本售樓說明書第 2 0 0 頁。

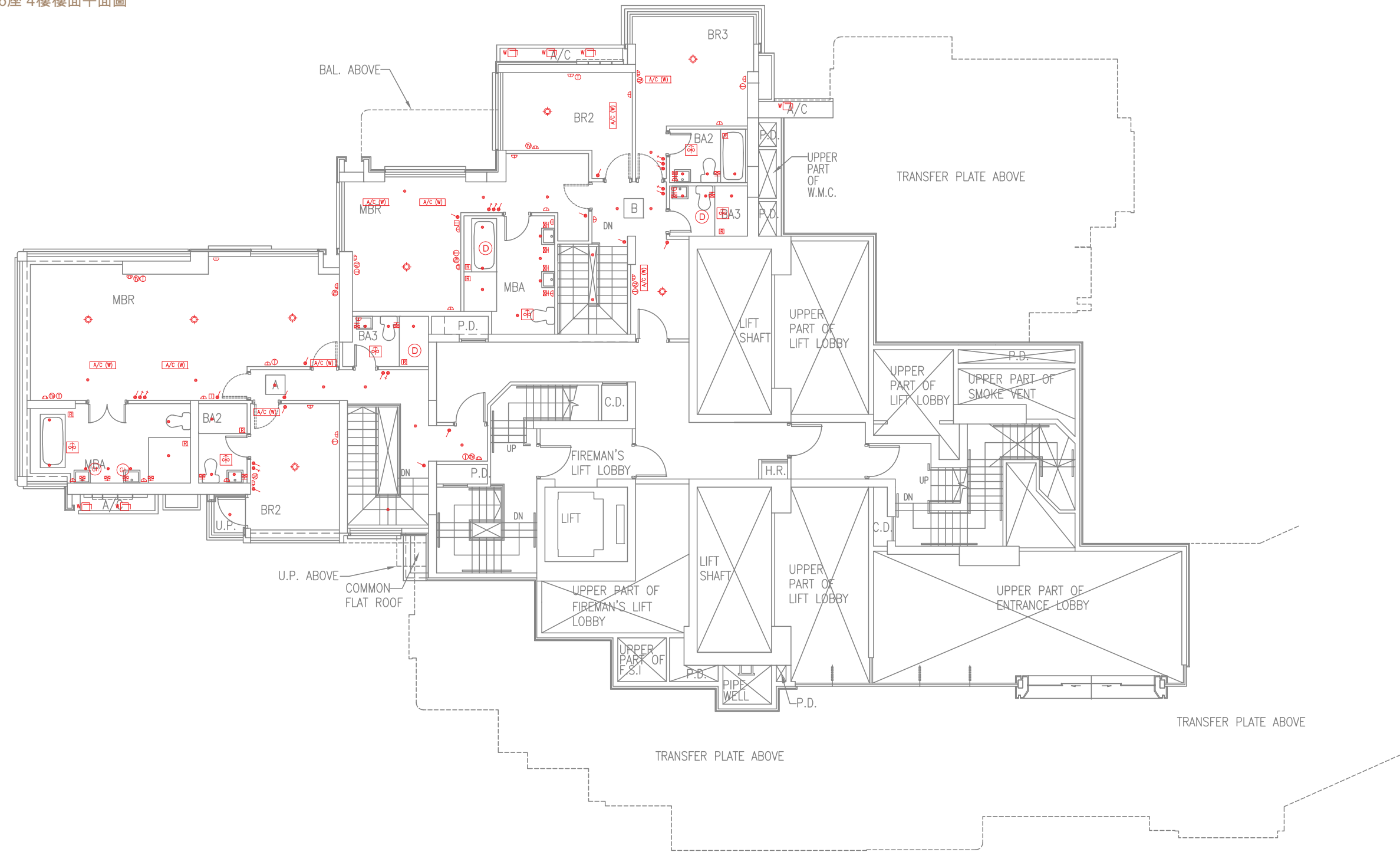


# FITTINGS, FINISHES AND APPLIANCES

## 裝置、裝修物料及設備

Mechanical & Electrical Provisions Plan 機電裝置平面圖

Tower 6 4/F Floor Plan  
第6座 4樓樓面平面圖



Note: 1. The above mechanical & electrical provisions plan shows the indicative locations of the relevant mechanical and electrical provisions which are not drawn to scale.  
2. Please refer to P. 21 of this sales brochure for remarks, legend of the terms and abbreviations shown in the mechanical & electrical provisions plan above.  
3. Please refer to P. 161 of this sales brochure for legend shown in the mechanical & electrical provisions plan above.

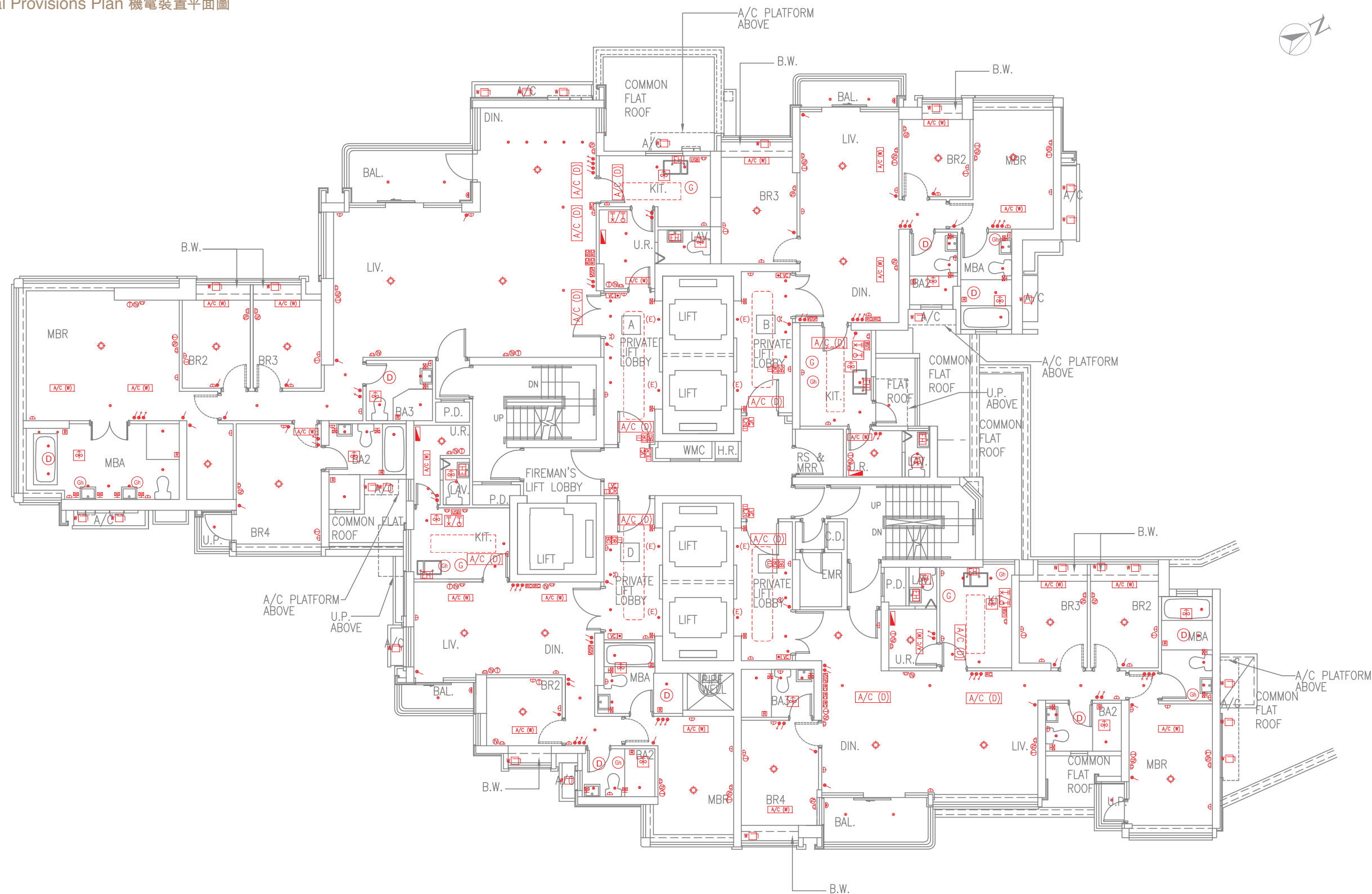
Scale 比例尺: 0 1 2 3 4 5 10  
Metres米

備註: 1. 以上機電裝置平面圖展示有關機電裝置的大約位置，並非按比例繪畫。  
2. 以上機電裝置平面圖中顯示之附註、名詞及簡稱請參閱本售樓說明書第 2 1 頁。  
3. 以上機電裝置平面圖中顯示之圖例請參閱本售樓說明書第 1 6 1 頁。



Mechanical & Electrical Provisions Plan 機電裝置平面圖

Tower 6 5/F Floor Plan  
第6座 5樓樓面平面圖



- Note: 1. The above mechanical & electrical provisions plan shows the indicative locations of the relevant mechanical and electrical provisions which are not drawn to scale.  
2. Please refer to P. 21 of this sales brochure for remarks, legend of the terms and abbreviations shown in the mechanical & electrical provisions plan above.  
3. Please refer to P. 200 of this sales brochure for legend shown in the mechanical & electrical provisions plan above.

Scale 比例尺: 0 1 2 3 4 5 10  
Metres 米

- 備註: 1. 以上機電裝置平面圖展示有關機電裝置的大約位置，並非按比例繪畫。  
2. 以上機電裝置平面圖中顯示之附註、名詞及簡稱請參閱本售樓說明書第 2 1 頁。  
3. 以上機電裝置平面圖中顯示之圖例請參閱本售樓說明書第 2 0 0 頁。

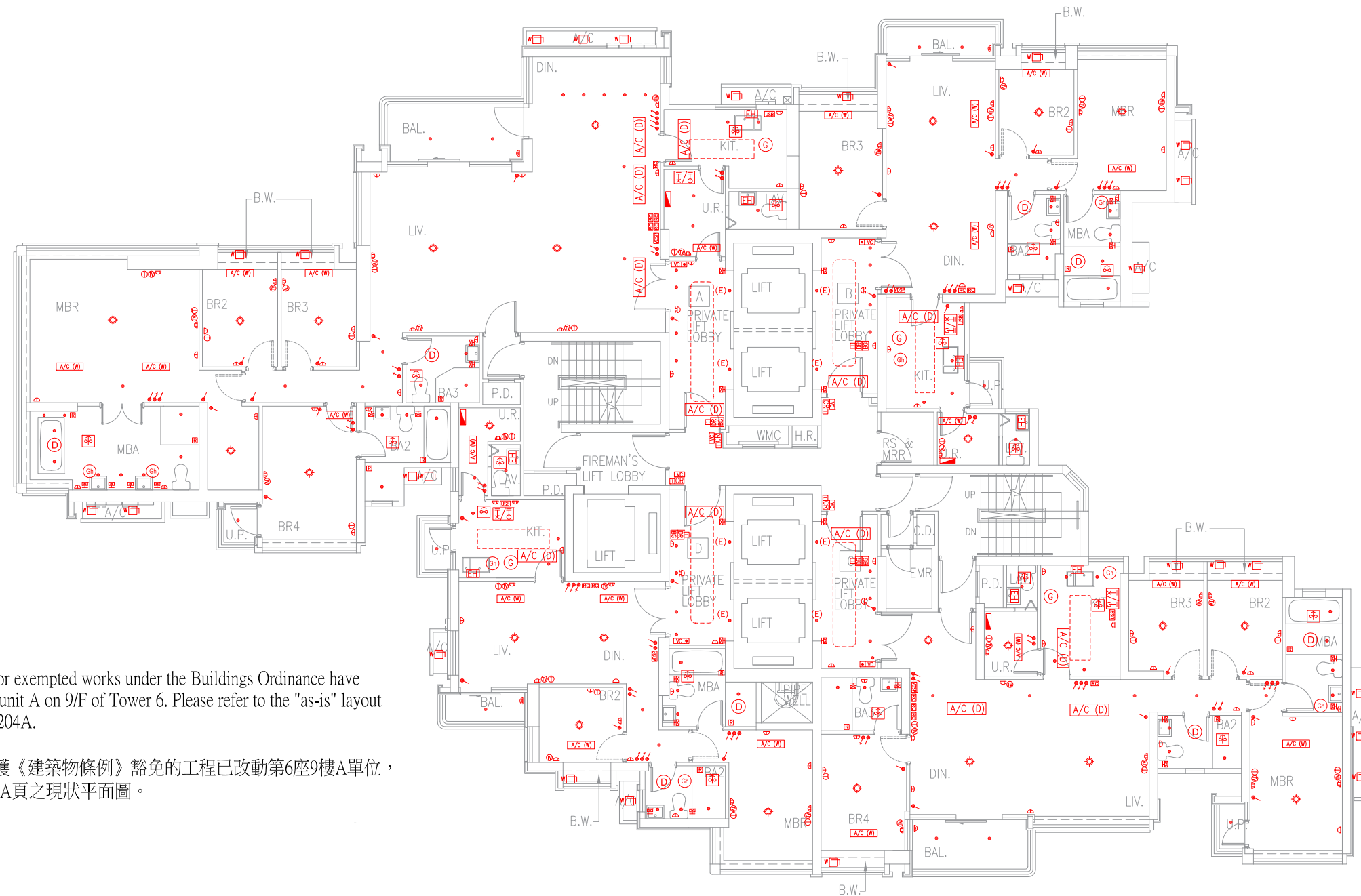


# FITTINGS, FINISHES AND APPLIANCES

## 裝置、裝修物料及設備

Mechanical & Electrical Provisions Plan 機電裝置平面圖

Tower 6 6/F - 12/F, 15/F - 23/F & 25/F Floor Plan  
第6座 6樓至12樓，15樓至23樓及25樓樓面平面圖



### Remarks :

Minor works or exempted works under the Buildings Ordinance have been made to unit A on 9/F of Tower 6. Please refer to the "as-is" layout plan on Page 204A.

### 備註：

小型工程或獲《建築物條例》豁免的工程已改動第6座9樓A單位，請參閱第204A頁之現狀平面圖。

- Note: 1. The above mechanical & electrical provisions plan shows the indicative locations of the relevant mechanical and electrical provisions which are not drawn to scale.  
2. Please refer to P. 21 of this sales brochure for remarks, legend of the terms and abbreviations shown in the mechanical & electrical provisions plan above.  
3. Please refer to P. 200 of this sales brochure for legend shown in the mechanical & electrical provisions plan above.

Scale 比例尺: 0 1 2 3 4 5 10  
Metres 米

備註: 1. 以上機電裝置平面圖展示有關機電裝置的大約位置，並非按比例繪畫。

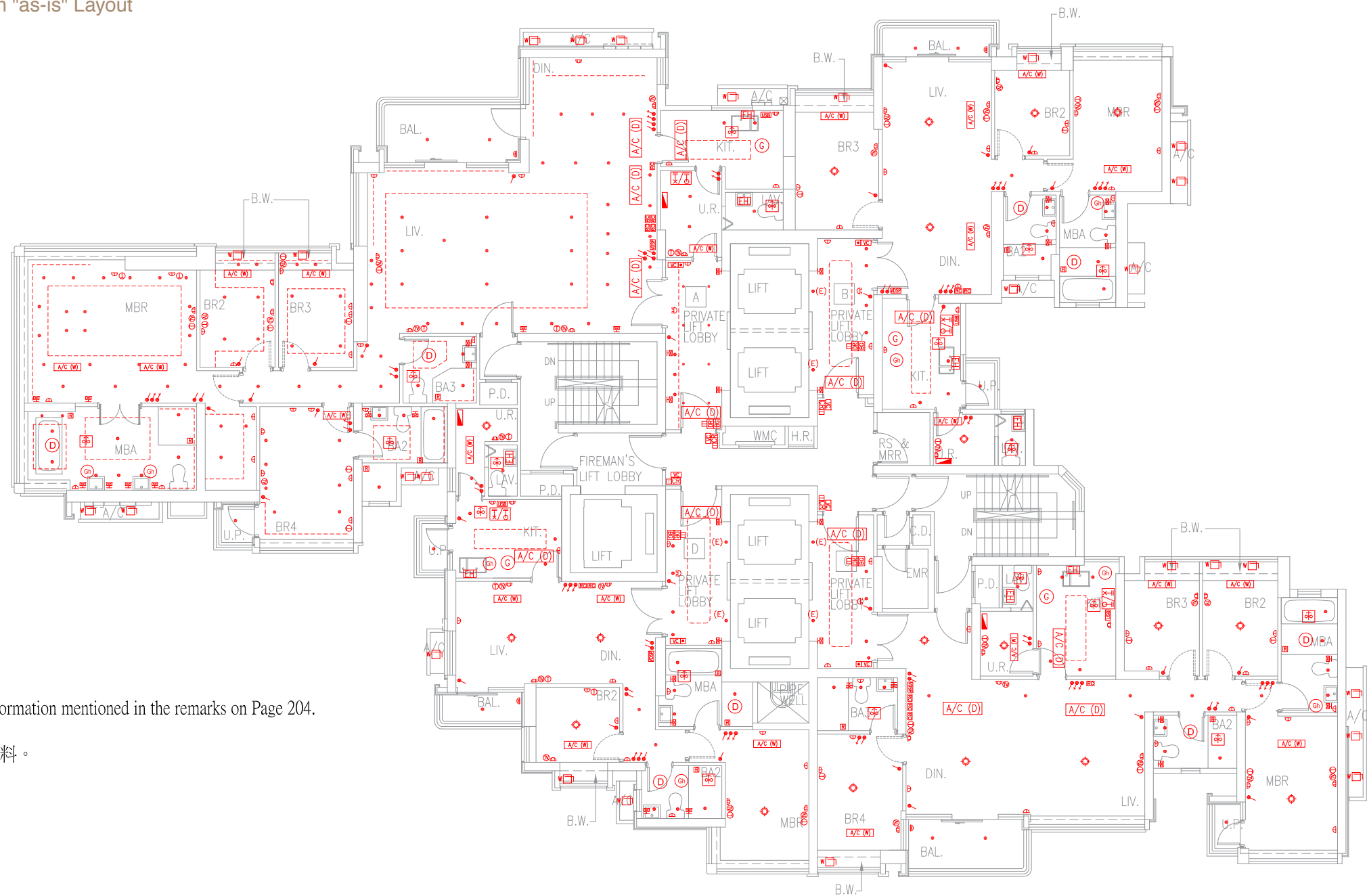
2. 以上機電裝置平面圖中顯示之附註、名詞及簡稱請參閱本售樓說明書第21頁。

3. 以上機電裝置平面圖中顯示之圖例請參閱本售樓說明書第200頁。



Mechanical & Electrical Provisions Plan 機電裝置平面圖

Tower 6 9/F Floor Plan in "as-is" Layout  
第6座 9樓樓面現狀平面圖



Remarks :  
This page is the additional information mentioned in the remarks on Page 204.  
備註：  
本頁是第204頁備註附加資料。

Note: 1. The above mechanical & electrical provisions plan shows the indicative locations of the relevant mechanical and electrical provisions which are not drawn to scale.  
2. Please refer to P. 21 of this sales brochure for remarks, legend of the terms and abbreviations shown in the mechanical & electrical provisions plan above.  
3. Please refer to P. 200 of this sales brochure for legend shown in the mechanical & electrical provisions plan above.

Scale 比例尺: 0 1 2 3 4 5 10  
Metres 米

備註: 1. 以上機電裝置平面圖展示有關機電裝置的大約位置，並非按比例繪畫。  
2. 以上機電裝置平面圖中顯示之附註、名詞及簡稱請參閱本售樓說明書第21頁。  
3. 以上機電裝置平面圖中顯示之圖例請參閱本售樓說明書第200頁。

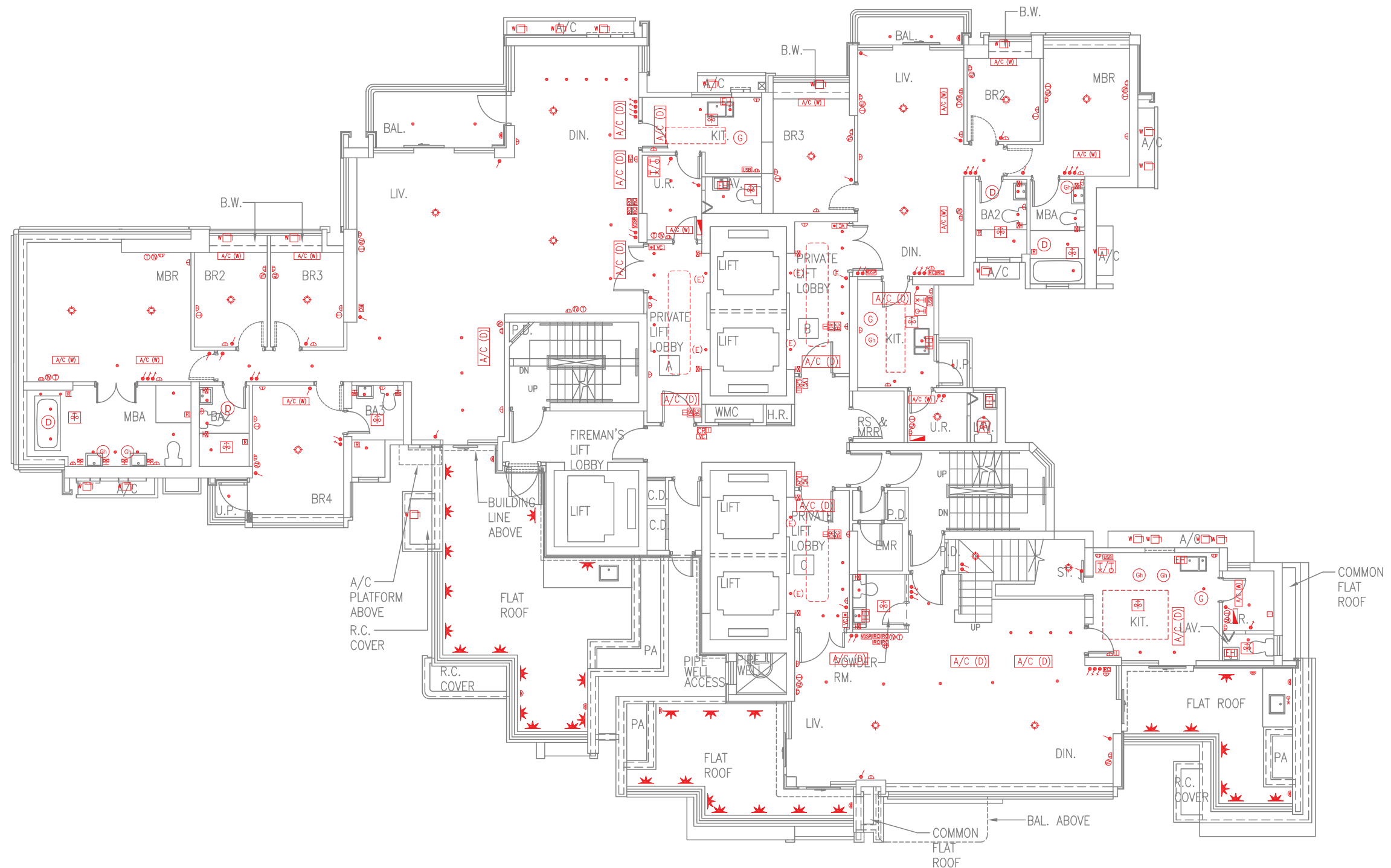


# FITTINGS, FINISHES AND APPLIANCES

## 裝置、裝修物料及設備

### Mechanical & Electrical Provisions Plan 機電裝置平面圖

Tower 6 26/F Floor Plan  
第6座 26樓樓面平面圖



- Note: 1. The above mechanical & electrical provisions plan shows the indicative locations of the relevant mechanical and electrical provisions which are not drawn to scale.  
2. Please refer to P. 21 of this sales brochure for remarks, legend of the terms and abbreviations shown in the mechanical & electrical provisions plan above.  
3. Please refer to P. 200 of this sales brochure for legend shown in the mechanical & electrical provisions plan above.

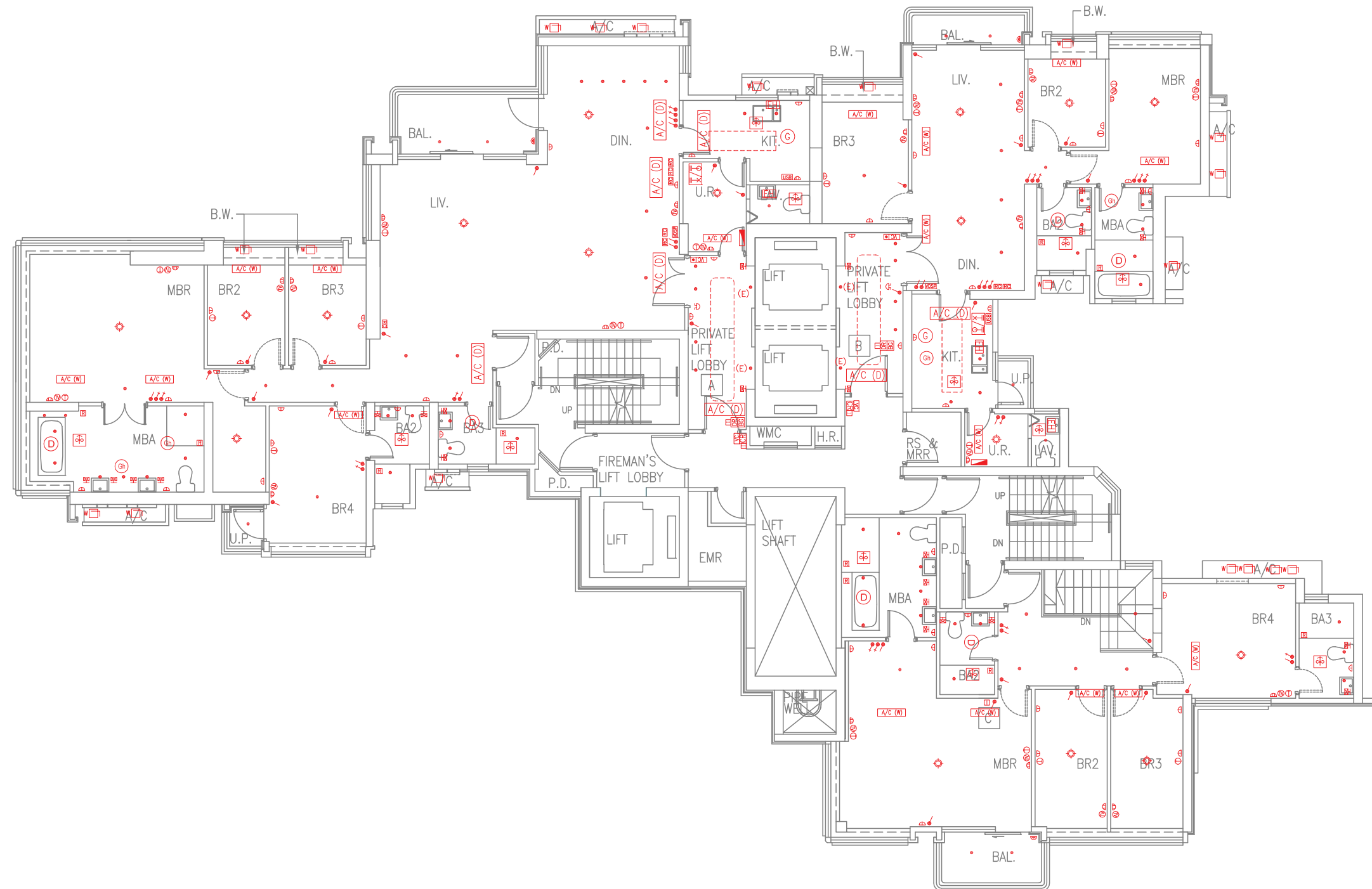
Scale 比例尺: 0 1 2 3 4 5 10  
Metres 米

- 備註: 1. 以上機電裝置平面圖展示有關機電裝置的大約位置，並非按比例繪畫。  
2. 以上機電裝置平面圖中顯示之附註、名詞及簡稱請參閱本售樓說明書第 2 1 頁。  
3. 以上機電裝置平面圖中顯示之圖例請參閱本售樓說明書第 2 0 0 頁。



Mechanical & Electrical Provisions Plan 機電裝置平面圖

Tower 6 27/F Floor Plan  
第6座 27樓樓面平面圖



- Note: 1. The above mechanical & electrical provisions plan shows the indicative locations of the relevant mechanical and electrical provisions which are not drawn to scale.  
2. Please refer to P. 21 of this sales brochure for remarks, legend of the terms and abbreviations shown in the mechanical & electrical provisions plan above.  
3. Please refer to P. 200 of this sales brochure for legend shown in the mechanical & electrical provisions plan above.

Scale 比例尺: 0 1 2 3 4 5 10  
Metres 米

- 備註: 1. 以上機電裝置平面圖展示有關機電裝置的大約位置，並非按比例繪畫。  
2. 以上機電裝置平面圖中顯示之附註、名詞及簡稱請參閱本售樓說明書第21頁。  
3. 以上機電裝置平面圖中顯示之圖例請參閱本售樓說明書第200頁。

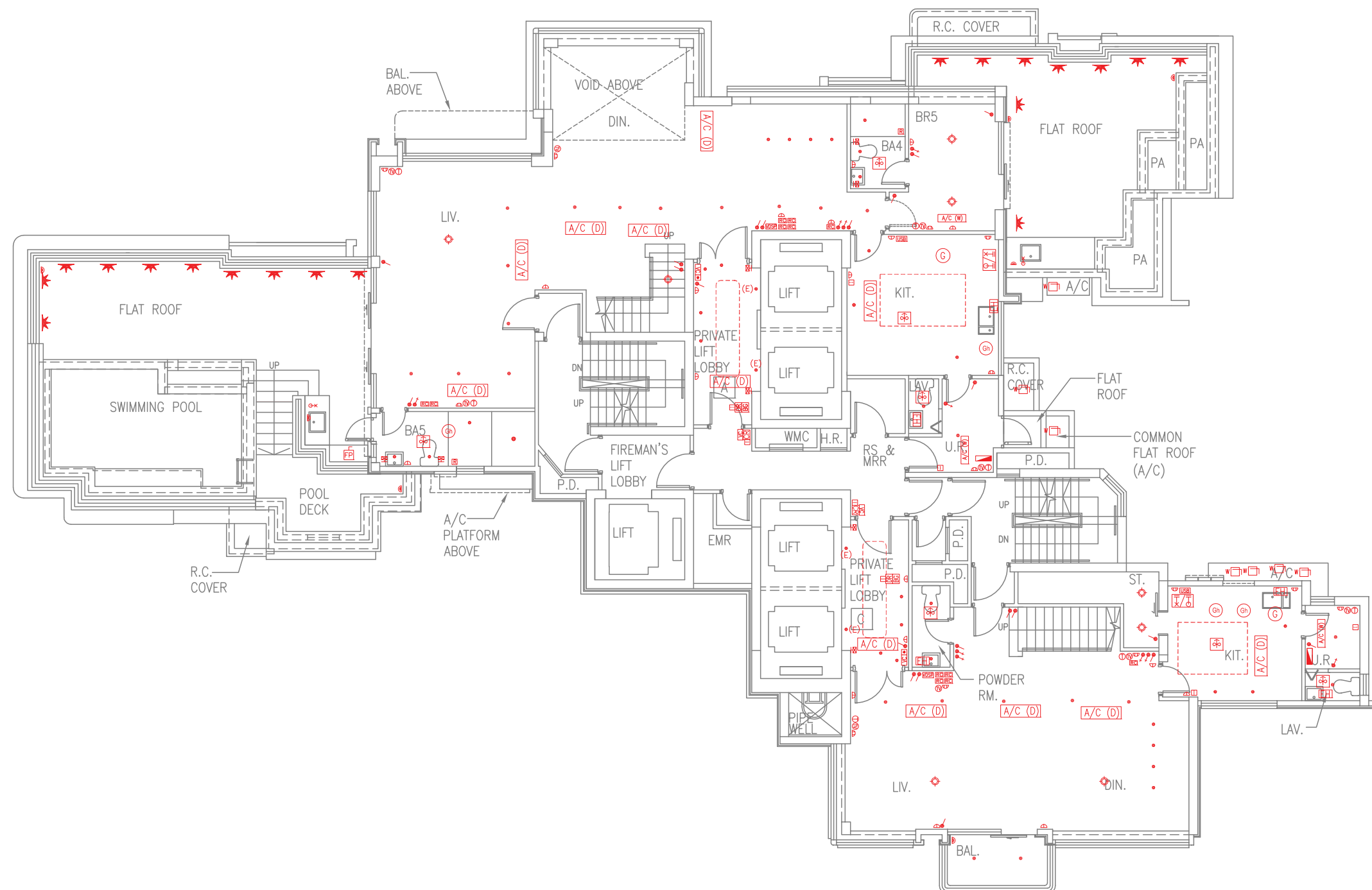


# FITTINGS, FINISHES AND APPLIANCES

## 裝置、裝修物料及設備

Mechanical & Electrical Provisions Plan 機電裝置平面圖

Tower 6 28/F Floor Plan  
第6座 28樓樓面平面圖



- Note: 1. The above mechanical & electrical provisions plan shows the indicative locations of the relevant mechanical and electrical provisions which are not drawn to scale.  
2. Please refer to P. 21 of this sales brochure for remarks, legend of the terms and abbreviations shown in the mechanical & electrical provisions plan above.  
3. Please refer to P. 200 of this sales brochure for legend shown in the mechanical & electrical provisions plan above.

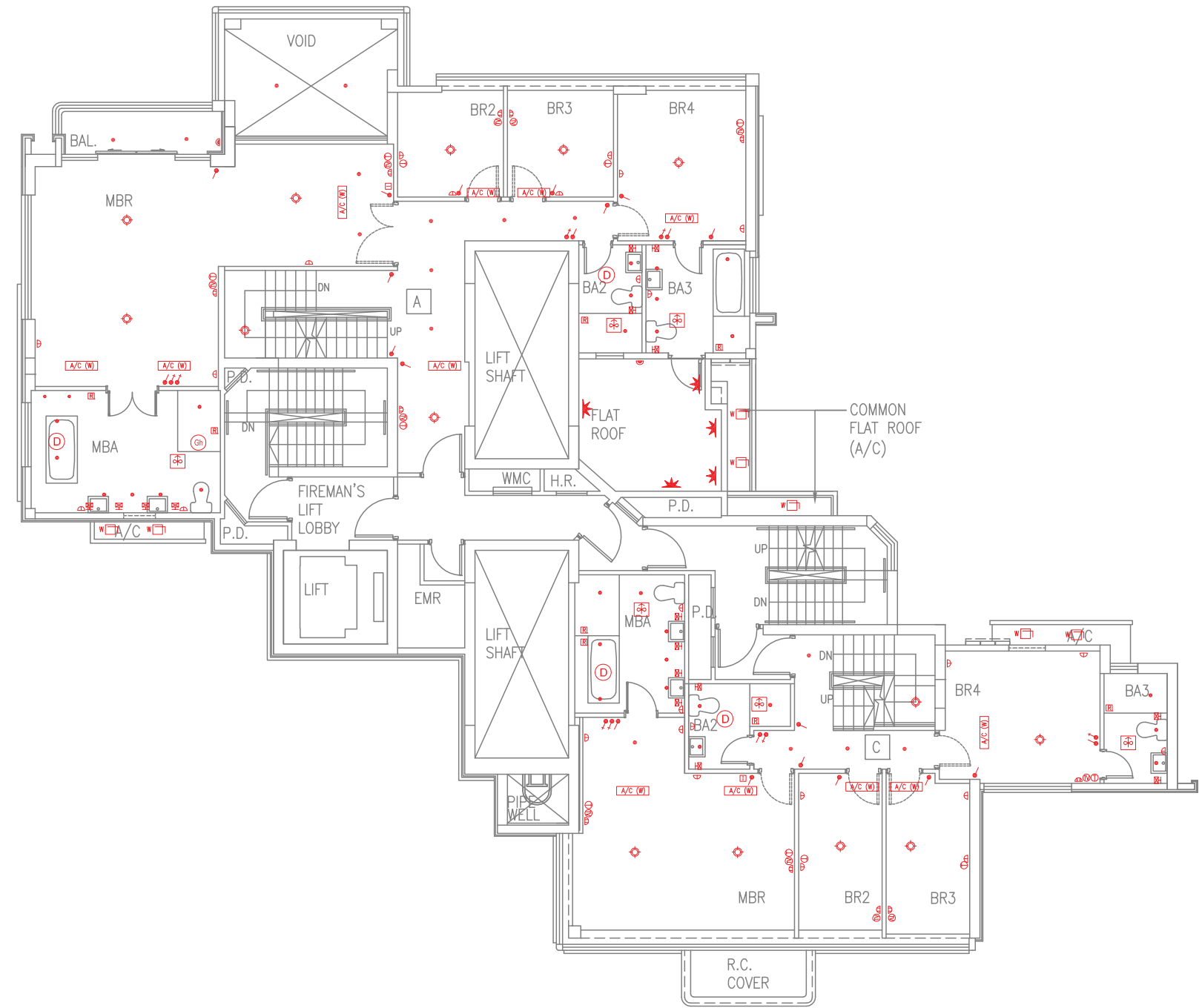
Scale 比例尺: 0 1 2 3 4 5 10  
Metres 米

- 備註: 1. 以上機電裝置平面圖展示有關機電裝置的大約位置，並非按比例繪畫。  
2. 以上機電裝置平面圖中顯示之附註、名詞及簡稱請參閱本售樓說明書第 2 1 頁。  
3. 以上機電裝置平面圖中顯示之圖例請參閱本售樓說明書第 2 0 0 頁。



Mechanical & Electrical Provisions Plan 機電裝置平面圖

Tower 6 29/F Floor Plan  
第6座 29樓樓面平面圖



Note: 1. The above mechanical & electrical provisions plan shows the indicative locations of the relevant mechanical and electrical provisions which are not drawn to scale.  
2. Please refer to P. 21 of this sales brochure for remarks, legend of the terms and abbreviations shown in the mechanical & electrical provisions plan above.  
3. Please refer to P. 200 of this sales brochure for legend shown in the mechanical & electrical provisions plan above.

Scale 比例尺: 0 1 2 3 4 5 10  
Metres 米

備註: 1. 以上機電裝置平面圖展示有關機電裝置的大約位置，並非按比例繪畫。  
2. 以上機電裝置平面圖中顯示之附註、名詞及簡稱請參閱本售樓說明書第 2 1 頁。  
3. 以上機電裝置平面圖中顯示之圖例請參閱本售樓說明書第 2 0 0 頁。

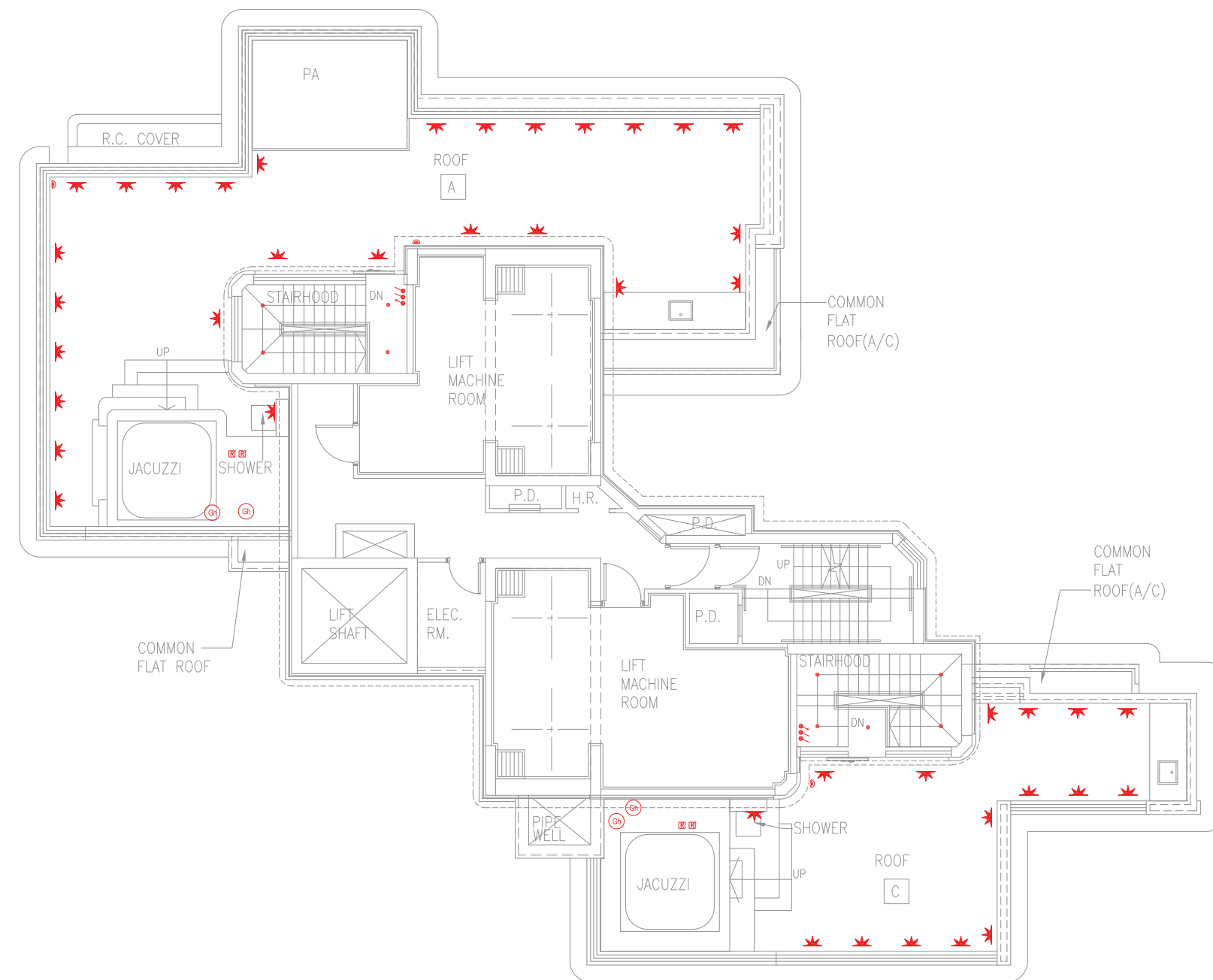


# FITTINGS, FINISHES AND APPLIANCES

## 裝置、裝修物料及設備

Mechanical & Electrical Provisions Plan 機電裝置平面圖

Tower 6 Roof Plan  
第6座 天台樓面平面圖



- Note: 1. The above mechanical & electrical provisions plan shows the indicative locations of the relevant mechanical and electrical provisions which are not drawn to scale.  
2. Please refer to P. 21 of this sales brochure for remarks, legend of the terms and abbreviations shown in the mechanical & electrical provisions plan above.  
3. Please refer to P. 200 of this sales brochure for legend shown in the mechanical & electrical provisions plan above.

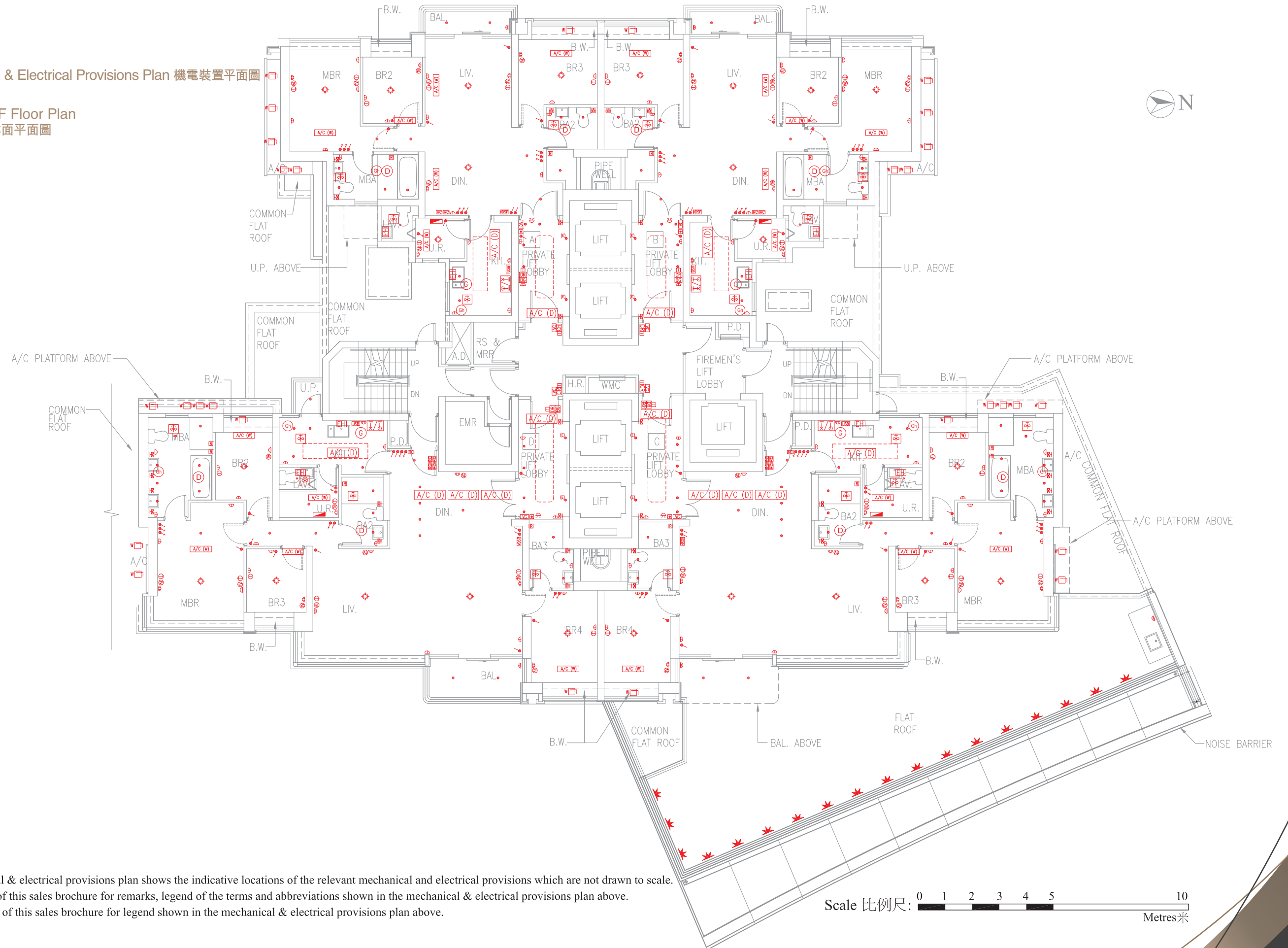
Scale 比例尺: 0 1 2 3 4 5 10  
Metres 米

- 備註: 1. 以上機電裝置平面圖展示有關機電裝置的大約位置，並非按比例繪畫。  
2. 以上機電裝置平面圖中顯示之附註、名詞及簡稱請參閱本售樓說明書第21頁。  
3. 以上機電裝置平面圖中顯示之圖例請參閱本售樓說明書第200頁。



# Mechanical & Electrical Provisions Plan 機電裝置平面圖

## Tower 7 5/F Floor Plan 第7座 5樓樓面平面圖



- Note: 1. The above mechanical & electrical provisions plan shows the indicative locations of the relevant mechanical and electrical provisions which are not drawn to scale.  
2. Please refer to P. 21 of this sales brochure for remarks, legend of the terms and abbreviations shown in the mechanical & electrical provisions plan above.  
3. Please refer to P. 200 of this sales brochure for legend shown in the mechanical & electrical provisions plan above.

- 備註: 1. 以上機電裝置平面圖展示有關機電裝置的大約位置，並非按比例繪畫。  
2. 以上機電裝置平面圖中顯示之附註、名詞及簡稱請參閱本售樓說明書第 2 1 頁。  
3. 以上機電裝置平面圖中顯示之圖例請參閱本售樓說明書第 2 0 0 頁。



# FITTINGS, FINISHES AND APPLIANCES

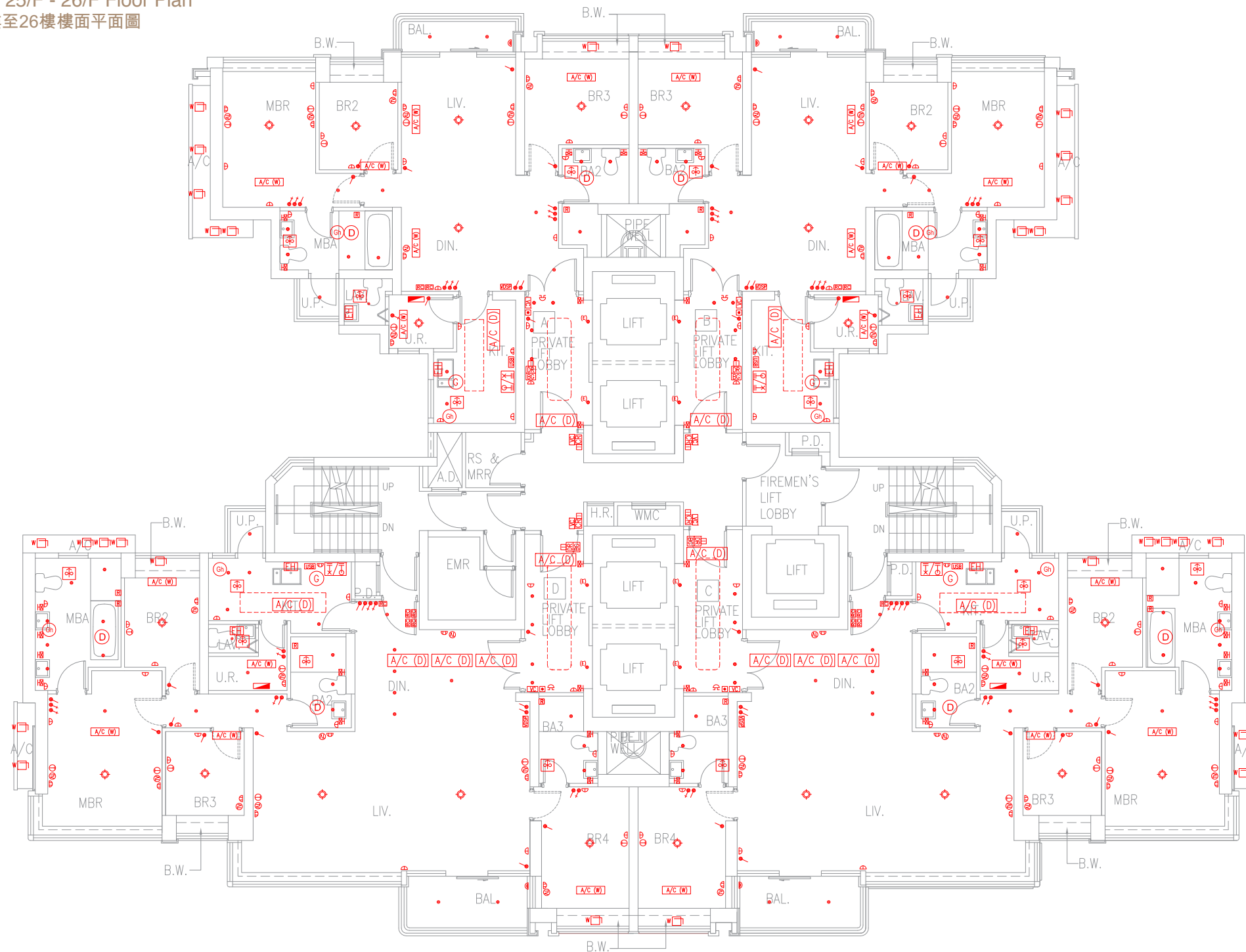
## 裝置、裝修物料及設備

Mechanical & Electrical Provisions Plan 機電裝置平面圖

Tower 7 6/F - 12/F, 15/F - 23/F & 25/F - 26/F Floor Plan  
第7座 6樓至12樓、15樓至23樓及25樓至26樓樓面平面圖



Remarks :  
Minor works or exempted works under the Buildings Ordinance have been made to unit D on 7/F of Tower 7 and unit D on 12/F of Tower 7. Please refer to the "as-is" layout plan on Page 211A and 211B.  
備註：  
小型工程或獲《建築物條例》豁免的工程已改動第7座7樓D單位及第7座12樓D單位，請參閱第211A及211B頁之現狀平面圖。



- Note: 1. The above mechanical & electrical provisions plan shows the indicative locations of the relevant mechanical and electrical provisions which are not drawn to scale.  
2. Please refer to P. 21 of this sales brochure for remarks, legend of the terms and abbreviations shown in the mechanical & electrical provisions plan above.  
3. Please refer to P. 200 of this sales brochure for legend shown in the mechanical & electrical provisions plan above.

Scale 比例尺: 0 1 2 3 4 5 10  
Metres 米

- 備註: 1. 以上機電裝置平面圖展示有關機電裝置的大約位置，並非按比例繪畫。  
2. 以上機電裝置平面圖中顯示之附註、名詞及簡稱請參閱本售樓說明書第 2 1 頁。  
3. 以上機電裝置平面圖中顯示之圖例請參閱本售樓說明書第 2 0 0 頁。

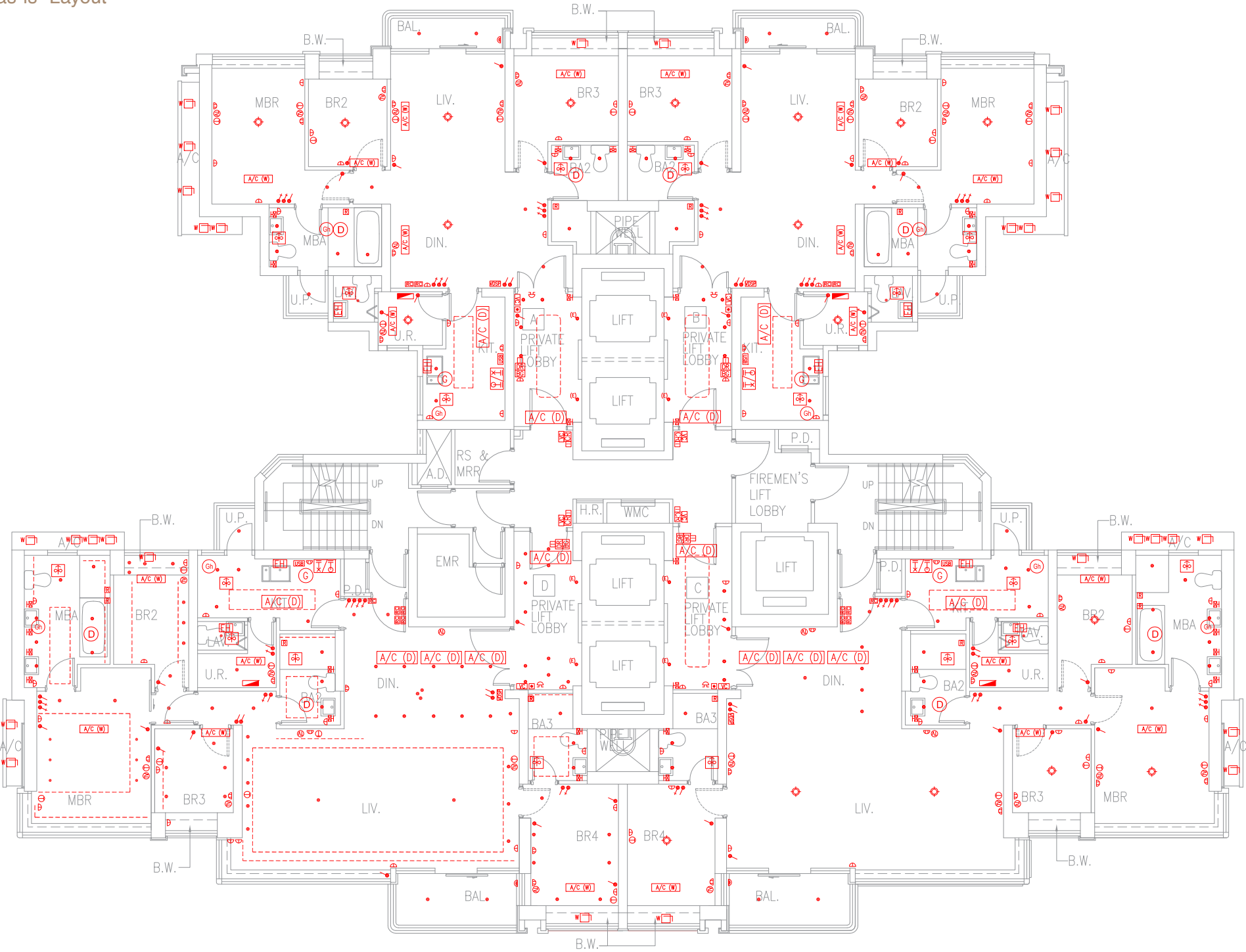


Mechanical & Electrical Provisions Plan 機電裝置平面圖

Tower 7 7/F Floor Plan in "as-is" Layout  
第7座 7樓樓面現狀平面圖



Remarks :  
This page is the additional information  
mentioned in the remarks on Page 211.  
備註：  
本頁是第211頁備註附加資料。



Note: 1. The above mechanical & electrical provisions plan shows the indicative locations of the relevant mechanical and electrical provisions which are not drawn to scale.  
2. Please refer to P. 21 of this sales brochure for remarks, legend of the terms and abbreviations shown in the mechanical & electrical provisions plan above.  
3. Please refer to P. 200 of this sales brochure for legend shown in the mechanical & electrical provisions plan above.

備註: 1. 以上機電裝置平面圖展示有關機電裝置的大約位置，並非按比例繪畫。  
2. 以上機電裝置平面圖中顯示之附註、名詞及簡稱請參閱本售樓說明書第 2 1 頁。  
3. 以上機電裝置平面圖中顯示之圖例請參閱本售樓說明書第 2 0 0 頁。

Scale 比例尺: 0 1 2 3 4 5 10  
Metres 米

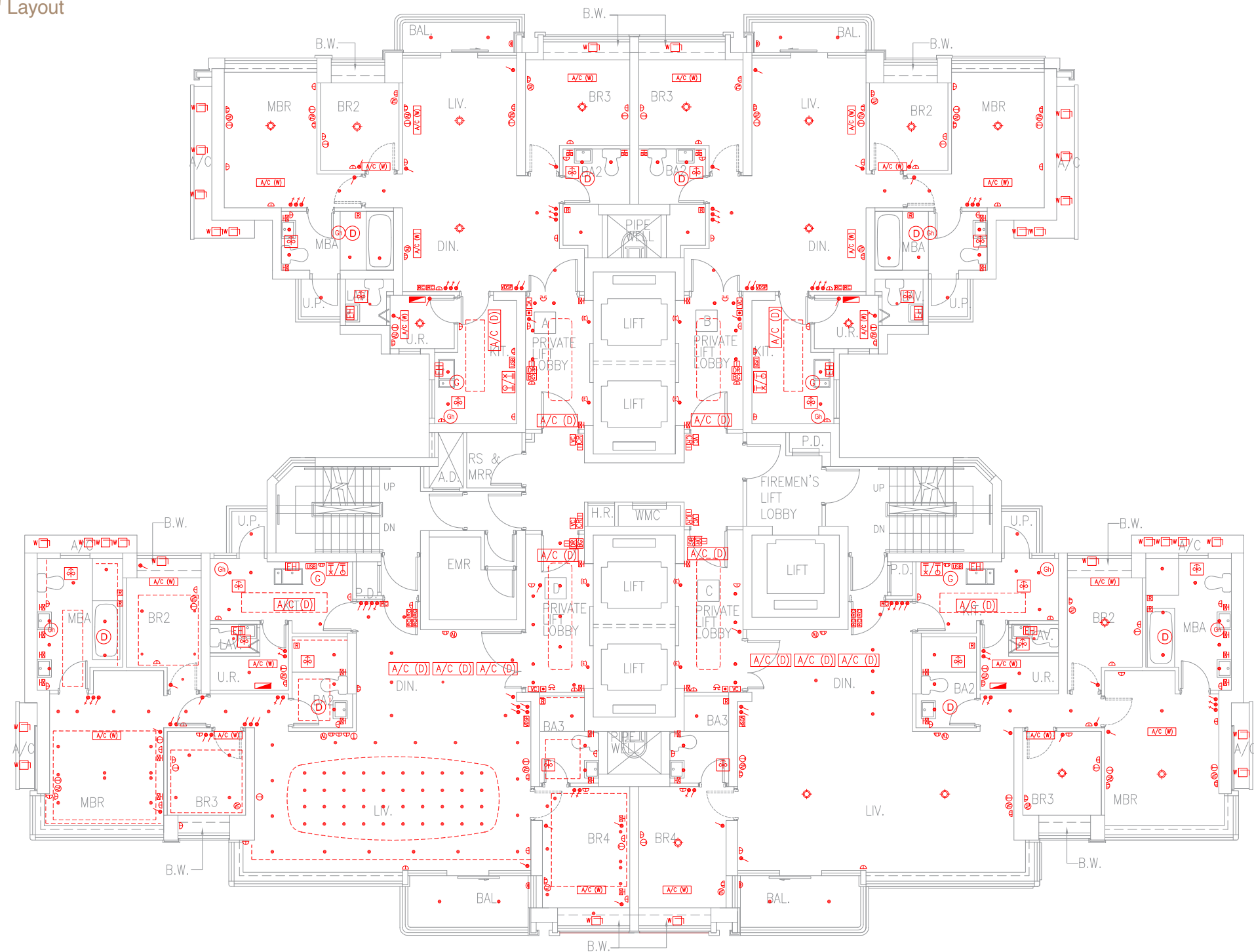


# FITTINGS, FINISHES AND APPLIANCES

## 裝置、裝修物料及設備

Mechanical & Electrical Provisions Plan 機電裝置平面圖

Tower 7 12/F Floor Plan in "as-is" Layout  
第7座 12樓樓面現狀平面圖



Remarks :  
This page is the additional information  
mentioned in the remarks on Page 211.  
備註：  
本頁是第211頁備註附加資料。

Note: 1. The above mechanical & electrical provisions plan shows the indicative locations of the relevant mechanical and electrical provisions which are not drawn to scale.  
2. Please refer to P. 21 of this sales brochure for remarks, legend of the terms and abbreviations shown in the mechanical & electrical provisions plan above.  
3. Please refer to P. 200 of this sales brochure for legend shown in the mechanical & electrical provisions plan above.

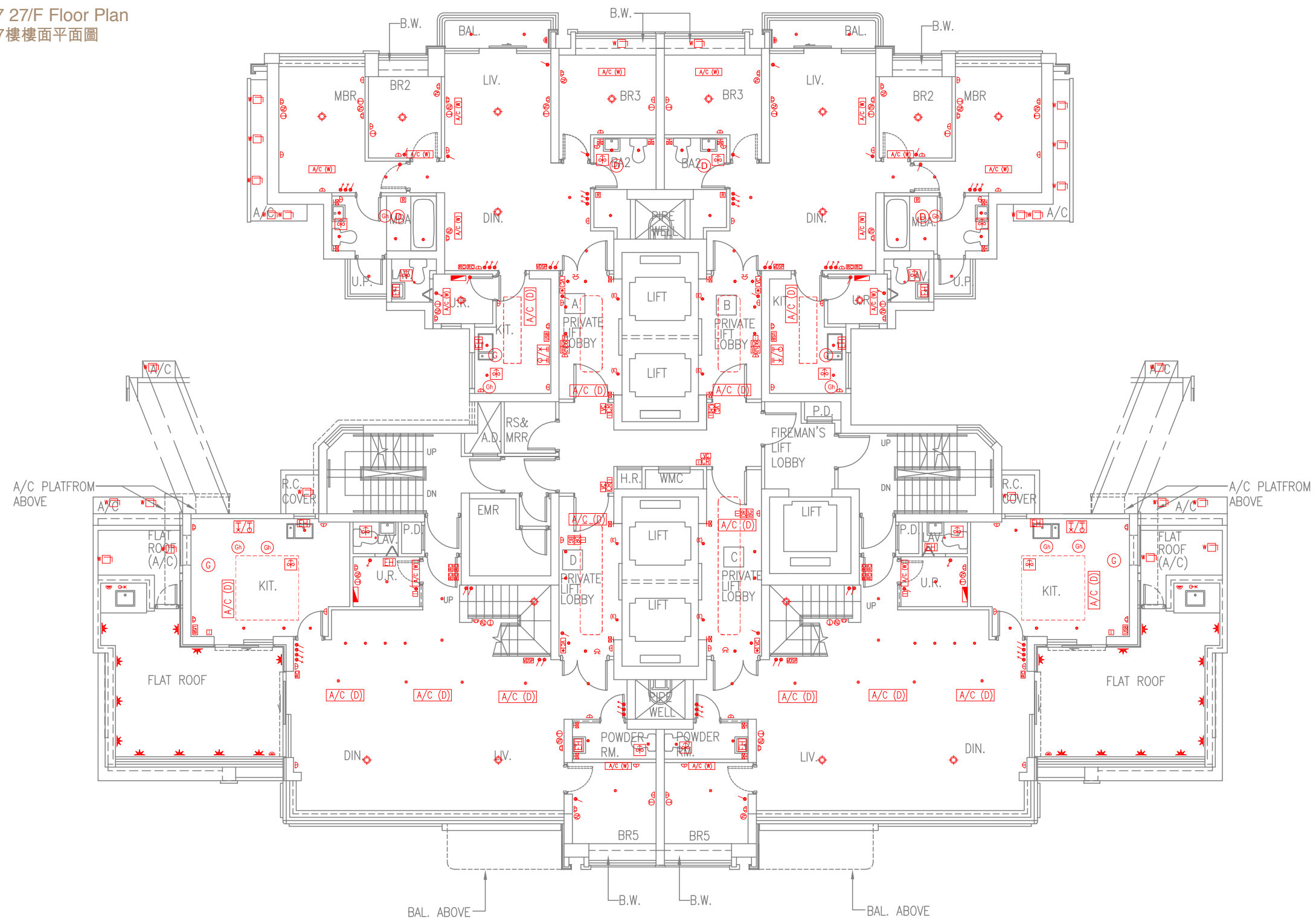
Scale 比例尺: 0 1 2 3 4 5 10  
Metres 米

備註: 1. 以上機電裝置平面圖展示有關機電裝置的大約位置，並非按比例繪畫。  
2. 以上機電裝置平面圖中顯示之附註、名詞及簡稱請參閱本售樓說明書第 2 1 頁。  
3. 以上機電裝置平面圖中顯示之圖例請參閱本售樓說明書第 2 0 0 頁。



Mechanical & Electrical Provisions Plan 機電裝置平面圖

Tower 7 27/F Floor Plan  
第7座 27樓樓面平面圖



- Note: 1. The above mechanical & electrical provisions plan shows the indicative locations of the relevant mechanical and electrical provisions which are not drawn to scale.  
2. Please refer to P. 21 of this sales brochure for remarks, legend of the terms and abbreviations shown in the mechanical & electrical provisions plan above.  
3. Please refer to P. 200 of this sales brochure for legend shown in the mechanical & electrical provisions plan above.

Scale 比例尺: 0 1 2 3 4 5 10  
Metres 米

- 備註: 1. 以上機電裝置平面圖展示有關機電裝置的大約位置，並非按比例繪畫。  
2. 以上機電裝置平面圖中顯示之附註、名詞及簡稱請參閱本售樓說明書第21頁。  
3. 以上機電裝置平面圖中顯示之圖例請參閱本售樓說明書第200頁。

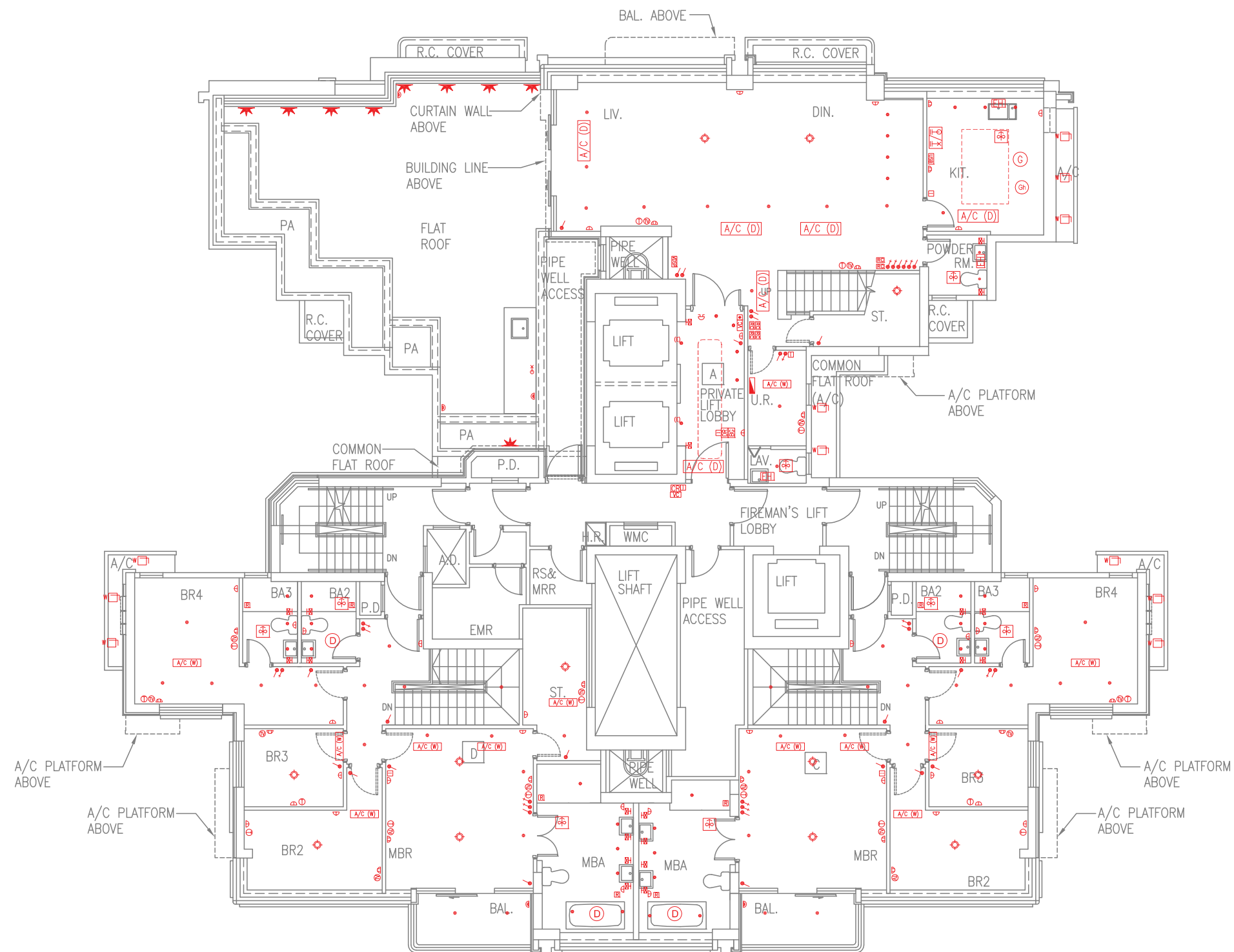


# FITTINGS, FINISHES AND APPLIANCES

## 裝置、裝修物料及設備

Mechanical & Electrical Provisions Plan 機電裝置平面圖

Tower 7 28/F Floor Plan  
第7座 28樓樓面平面圖



- Note: 1. The above mechanical & electrical provisions plan shows the indicative locations of the relevant mechanical and electrical provisions which are not drawn to scale.  
2. Please refer to P. 21 of this sales brochure for remarks, legend of the terms and abbreviations shown in the mechanical & electrical provisions plan above.  
3. Please refer to P. 200 of this sales brochure for legend shown in the mechanical & electrical provisions plan above.

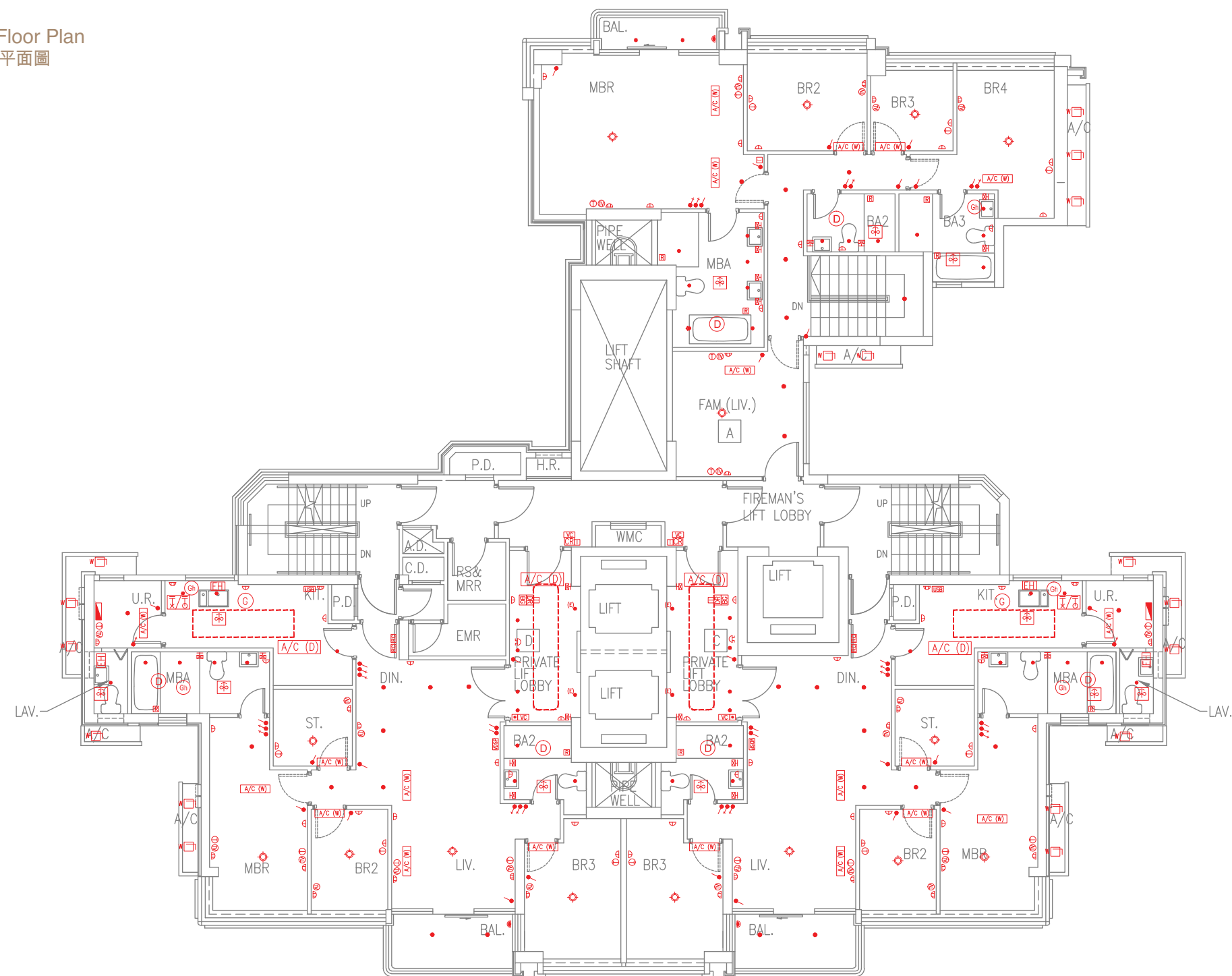
Scale 比例尺: 0 1 2 3 4 5 10  
Metres 米

- 備註: 1. 以上機電裝置平面圖展示有關機電裝置的大約位置，並非按比例繪畫。  
2. 以上機電裝置平面圖中顯示之附註、名詞及簡稱請參閱本售樓說明書第21頁。  
3. 以上機電裝置平面圖中顯示之圖例請參閱本售樓說明書第200頁。



Mechanical & Electrical Provisions Plan 機電裝置平面圖

Tower 7 29/F Floor Plan  
第7座 29樓樓面平面圖



- Note: 1. The above mechanical & electrical provisions plan shows the indicative locations of the relevant mechanical and electrical provisions which are not drawn to scale.  
2. Please refer to P. 21 of this sales brochure for remarks, legend of the terms and abbreviations shown in the mechanical & electrical provisions plan above.  
3. Please refer to P. 200 of this sales brochure for legend shown in the mechanical & electrical provisions plan above.

Scale 比例尺: 0 1 2 3 4 5 10  
Metres 米

- 備註: 1. 以上機電裝置平面圖展示有關機電裝置的大約位置，並非按比例繪畫。  
2. 以上機電裝置平面圖中顯示之附註、名詞及簡稱請參閱本售樓說明書第21頁。  
3. 以上機電裝置平面圖中顯示之圖例請參閱本售樓說明書第200頁。

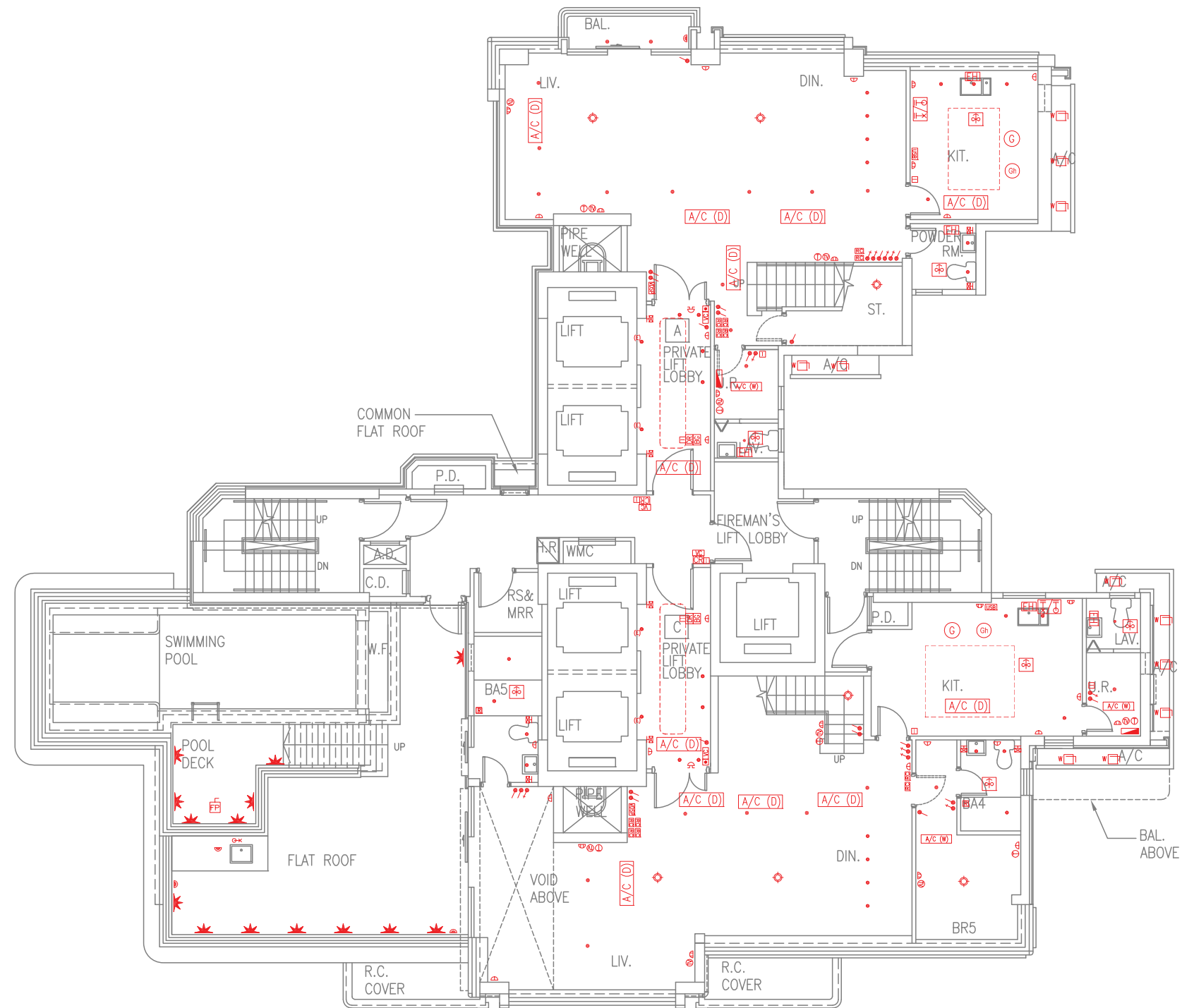


# FITTINGS, FINISHES AND APPLIANCES

## 裝置、裝修物料及設備

Mechanical & Electrical Provisions Plan 機電裝置平面圖

Tower 7 30/F Floor Plan  
第7座 30樓樓面平面圖



- Note: 1. The above mechanical & electrical provisions plan shows the indicative locations of the relevant mechanical and electrical provisions which are not drawn to scale.  
2. Please refer to P. 21 of this sales brochure for remarks, legend of the terms and abbreviations shown in the mechanical & electrical provisions plan above.  
3. Please refer to P. 200 of this sales brochure for legend shown in the mechanical & electrical provisions plan above.

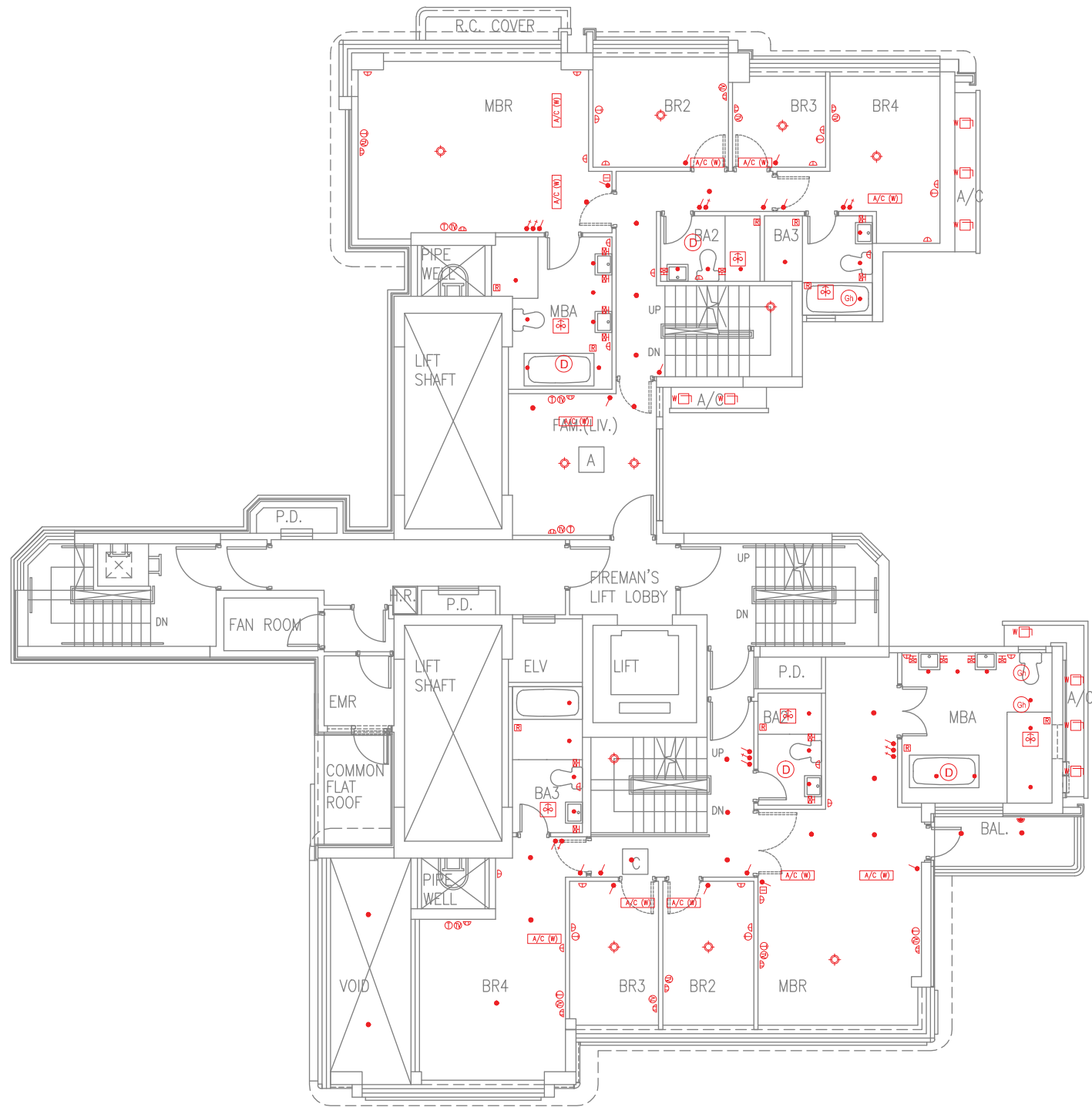
Scale 比例尺: 0 1 2 3 4 5 10  
Metres 米

- 備註: 1. 以上機電裝置平面圖展示有關機電裝置的大約位置，並非按比例繪畫。  
2. 以上機電裝置平面圖中顯示之附註、名詞及簡稱請參閱本售樓說明書第 2 1 頁。  
3. 以上機電裝置平面圖中顯示之圖例請參閱本售樓說明書第 2 0 0 頁。



Mechanical & Electrical Provisions Plan 機電裝置平面圖

Tower 7 31/F Floor Plan  
第7座 31樓樓面平面圖



Note: 1. The above mechanical & electrical provisions plan shows the indicative locations of the relevant mechanical and electrical provisions which are not drawn to scale.  
2. Please refer to P. 21 of this sales brochure for remarks, legend of the terms and abbreviations shown in the mechanical & electrical provisions plan above.  
3. Please refer to P. 200 of this sales brochure for legend shown in the mechanical & electrical provisions plan above.

Scale 比例尺: 0 1 2 3 4 5 10  
Metres 米

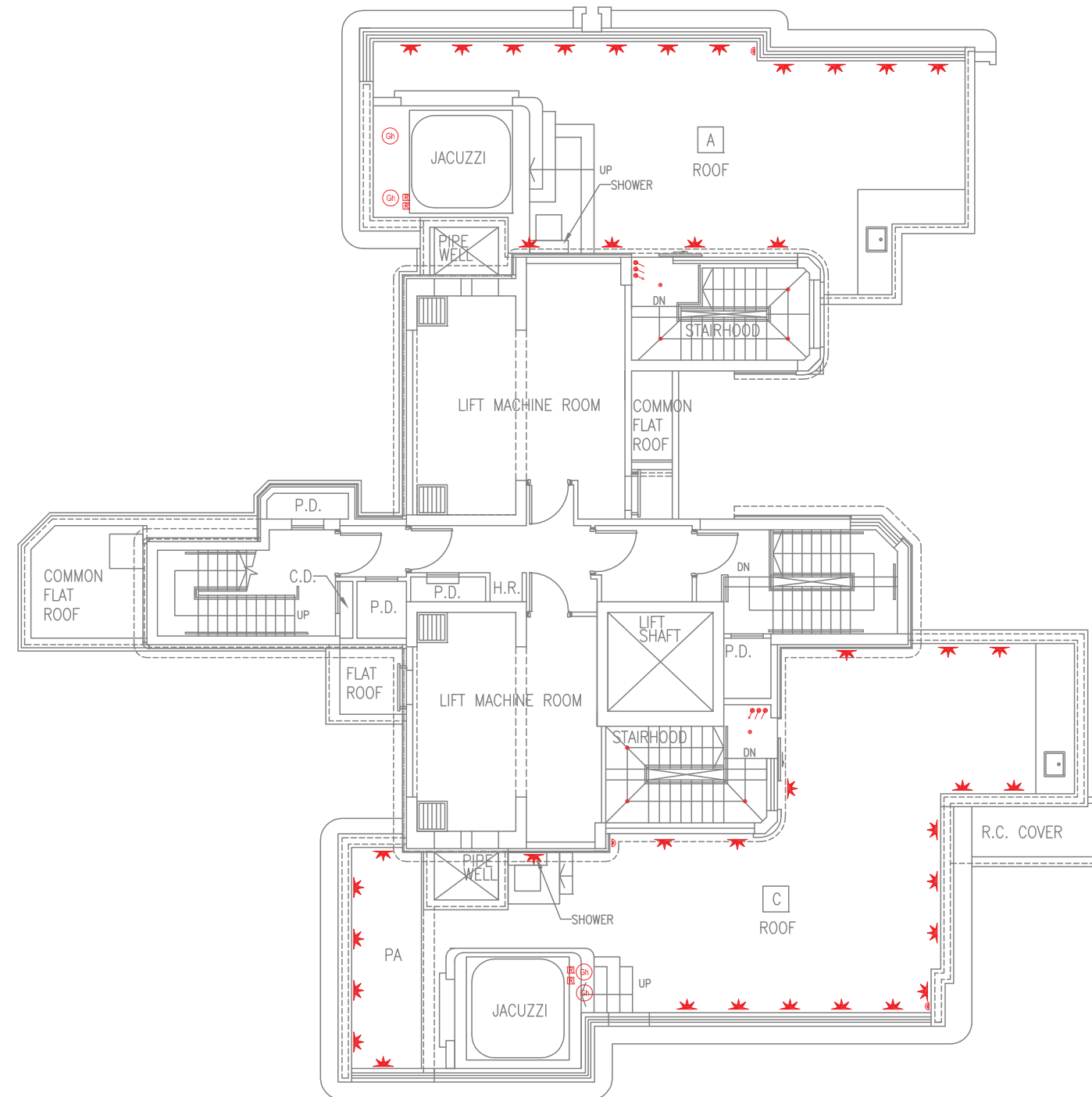
備註: 1. 以上機電裝置平面圖展示有關機電裝置的大約位置，並非按比例繪畫。  
2. 以上機電裝置平面圖中顯示之附註、名詞及簡稱請參閱本售樓說明書第21頁。  
3. 以上機電裝置平面圖中顯示之圖例請參閱本售樓說明書第200頁。



# FITTINGS, FINISHES AND APPLIANCES 裝置、裝修物料及設備

Mechanical & Electrical Provisions Plan 機電裝置平面圖

Tower 7 Roof Plan  
第7座 天台樓面平面圖



- Note: 1. The above mechanical & electrical provisions plan shows the indicative locations of the relevant mechanical and electrical provisions which are not drawn to scale.  
2. Please refer to P. 21 of this sales brochure for remarks, legend of the terms and abbreviations shown in the mechanical & electrical provisions plan above.  
3. Please refer to P. 200 of this sales brochure for legend shown in the mechanical & electrical provisions plan above.

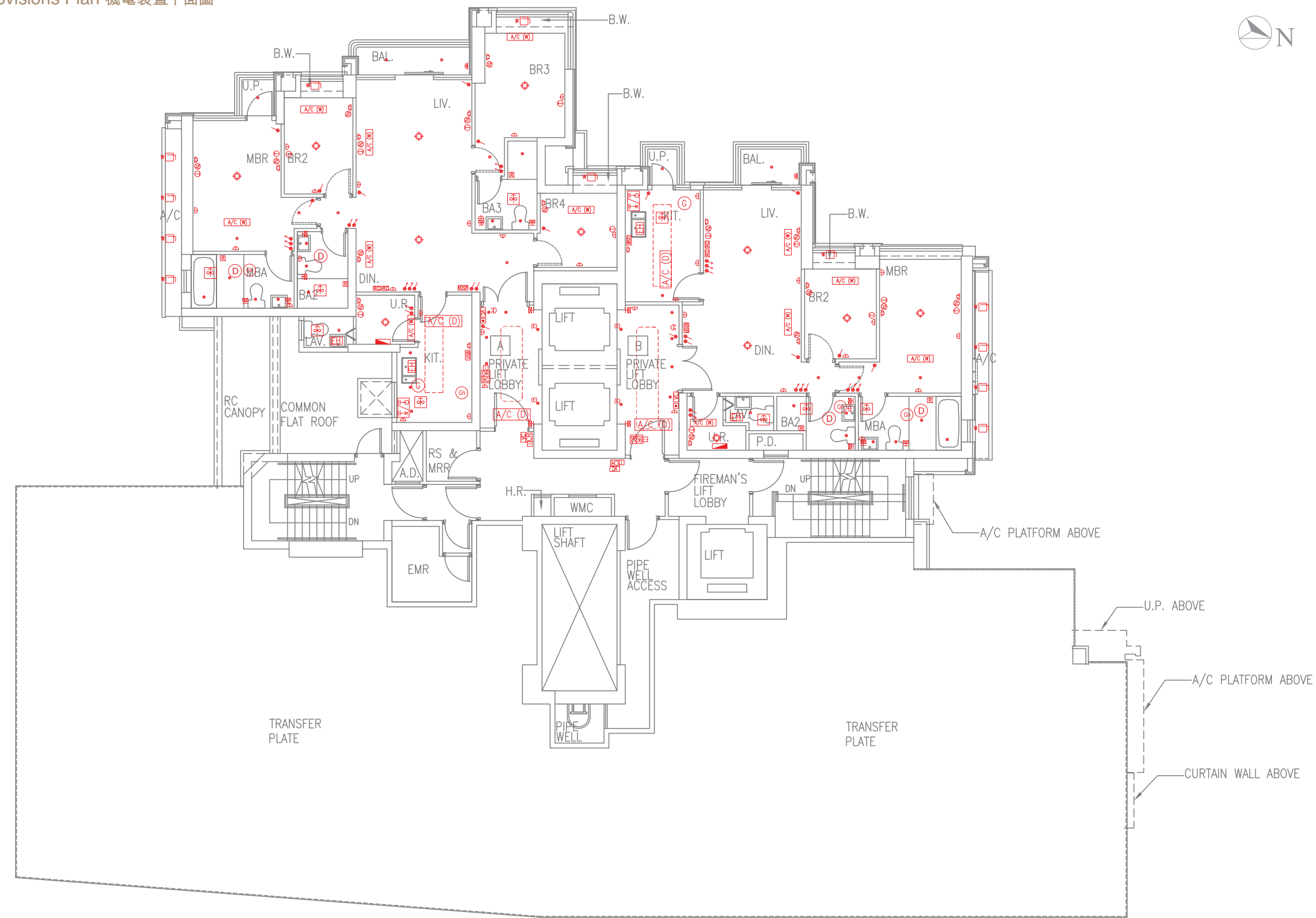
Scale 比例尺: 0 1 2 3 4 5 10  
Metres 米

- 備註: 1. 以上機電裝置平面圖展示有關機電裝置的大約位置，並非按比例繪畫。  
2. 以上機電裝置平面圖中顯示之附註、名詞及簡稱請參閱本售樓說明書第 2 1 頁。  
3. 以上機電裝置平面圖中顯示之圖例請參閱本售樓說明書第 2 0 0 頁。



Mechanical & Electrical Provisions Plan 機電裝置平面圖

Tower 8 5/F Floor Plan  
第8座 5樓樓面平面圖



Note: 1. The above mechanical & electrical provisions plan shows the indicative locations of the relevant mechanical and electrical provisions which are not drawn to scale.  
2. Please refer to P. 21 of this sales brochure for remarks, legend of the terms and abbreviations shown in the mechanical & electrical provisions plan above.  
3. Please refer to P. 200 of this sales brochure for legend shown in the mechanical & electrical provisions plan above.

備註: 1. 以上機電裝置平面圖展示有關機電裝置的大約位置，並非按比例繪畫。  
2. 以上機電裝置平面圖中顯示之附註、名詞及簡稱請參閱本售樓說明書第 2 1 頁。  
3. 以上機電裝置平面圖中顯示之圖例請參閱本售樓說明書第 2 0 0 頁。

Scale 比例尺: 0 1 2 3 4 5 10  
Metres 米

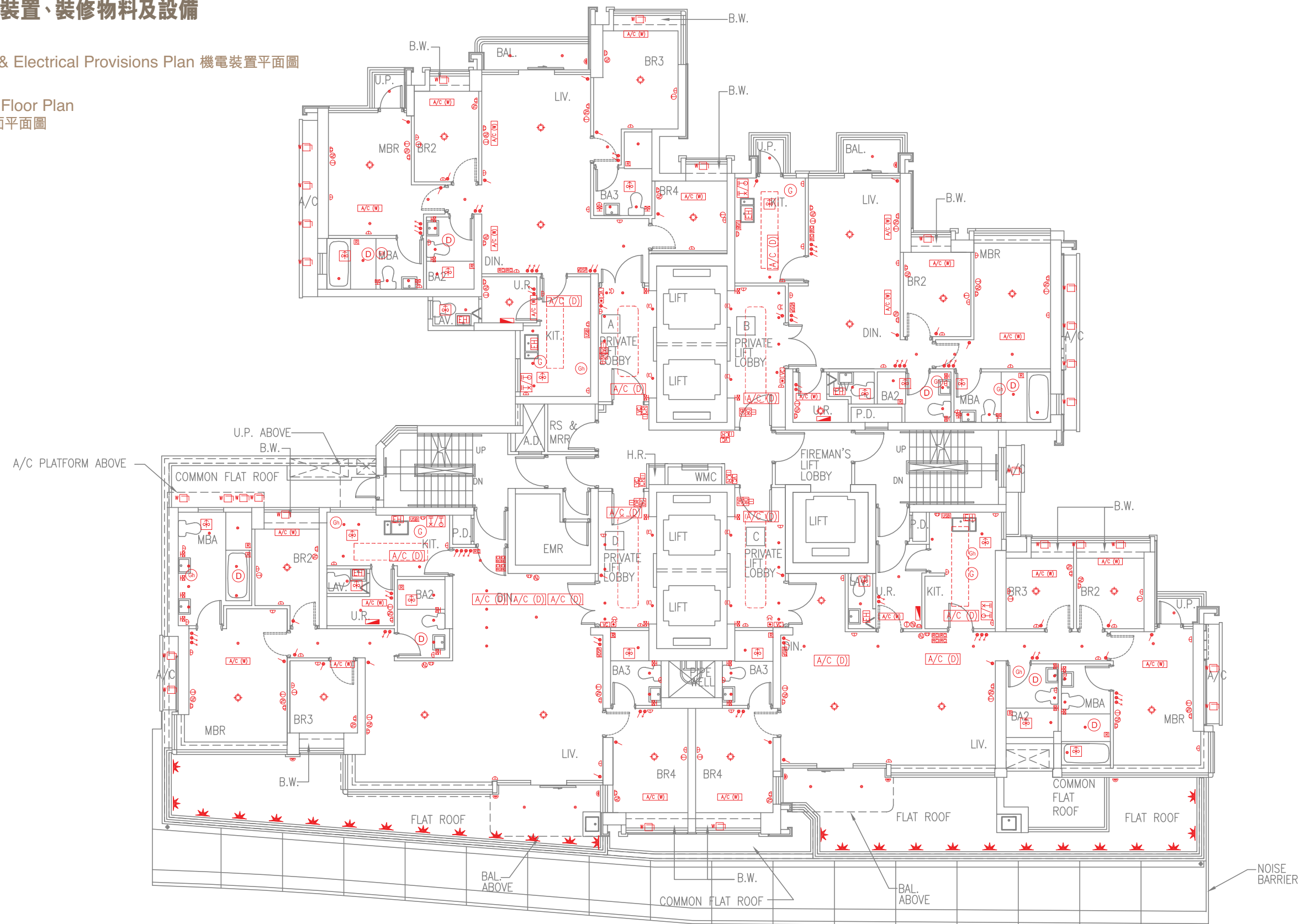


# FITTINGS, FINISHES AND APPLIANCES

## 裝置、裝修物料及設備

Mechanical & Electrical Provisions Plan 機電裝置平面圖

Tower 8 6/F Floor Plan  
第8座 6樓樓面平面圖



- Note: 1. The above mechanical & electrical provisions plan shows the indicative locations of the relevant mechanical and electrical provisions which are not drawn to scale.  
2. Please refer to P. 21 of this sales brochure for remarks, legend of the terms and abbreviations shown in the mechanical & electrical provisions plan above.  
3. Please refer to P. 200 of this sales brochure for legend shown in the mechanical & electrical provisions plan above.

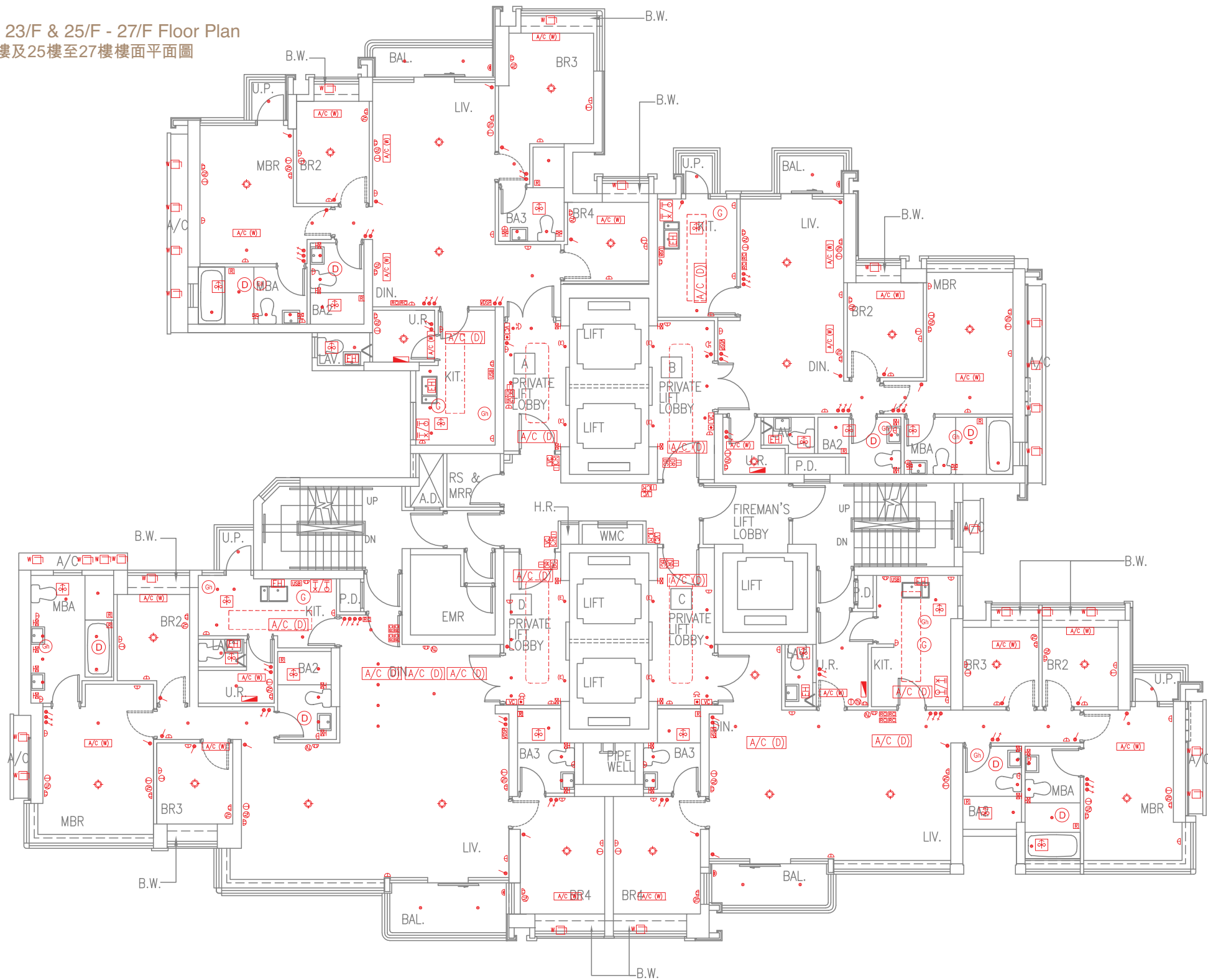
Scale 比例尺: 0 1 2 3 4 5 10  
Metres 米

- 備註: 1. 以上機電裝置平面圖展示有關機電裝置的大約位置，並非按比例繪畫。  
2. 以上機電裝置平面圖中顯示之附註、名詞及簡稱請參閱本售樓說明書第 2 1 頁。  
3. 以上機電裝置平面圖中顯示之圖例請參閱本售樓說明書第 2 0 0 頁。



Mechanical & Electrical Provisions Plan 機電裝置平面圖

Tower 8 7/F - 12/F, 15/F - 23/F & 25/F - 27/F Floor Plan  
第8座 7樓至12樓、15樓至23樓及25樓至27樓樓面平面圖



Note: 1. The above mechanical & electrical provisions plan shows the indicative locations of the relevant mechanical and electrical provisions which are not drawn to scale.  
2. Please refer to P. 21 of this sales brochure for remarks, legend of the terms and abbreviations shown in the mechanical & electrical provisions plan above.  
3. Please refer to P. 200 of this sales brochure for legend shown in the mechanical & electrical provisions plan above.

Scale 比例尺: 0 1 2 3 4 5 10  
Metres 米

備註: 1. 以上機電裝置平面圖展示有關機電裝置的大約位置，並非按比例繪畫。  
2. 以上機電裝置平面圖中顯示之附註、名詞及簡稱請參閱本售樓說明書第21頁。  
3. 以上機電裝置平面圖中顯示之圖例請參閱本售樓說明書第200頁。

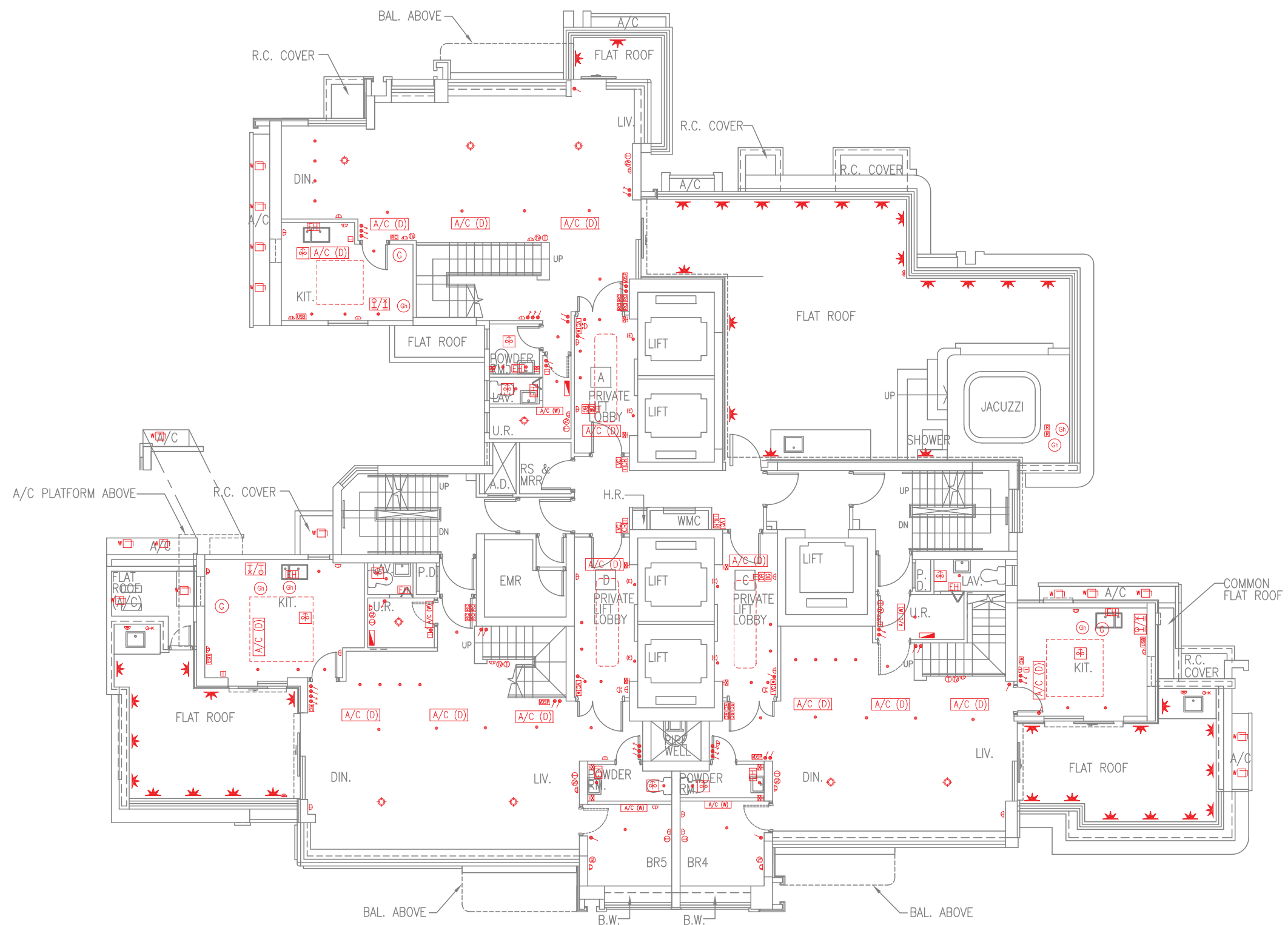


# FITTINGS, FINISHES AND APPLIANCES

## 裝置、裝修物料及設備

Mechanical & Electrical Provisions Plan 機電裝置平面圖

Tower 8 28/F Floor Plan  
第8座 28樓樓面平面圖



- Note: 1. The above mechanical & electrical provisions plan shows the indicative locations of the relevant mechanical and electrical provisions which are not drawn to scale.  
2. Please refer to P. 21 of this sales brochure for remarks, legend of the terms and abbreviations shown in the mechanical & electrical provisions plan above.  
3. Please refer to P. 200 of this sales brochure for legend shown in the mechanical & electrical provisions plan above.

Scale 比例尺: 0 1 2 3 4 5 10  
Metres 米

- 備註: 1. 以上機電裝置平面圖展示有關機電裝置的大約位置，並非按比例繪畫。  
2. 以上機電裝置平面圖中顯示之附註、名詞及簡稱請參閱本售樓說明書第 2 1 頁。  
3. 以上機電裝置平面圖中顯示之圖例請參閱本售樓說明書第 2 0 0 頁。



Mechanical & Electrical Provisions Plan 機電裝置平面圖

Tower 8 29/F Floor Plan  
第8座 29樓樓面平面圖



- Note: 1. The above mechanical & electrical provisions plan shows the indicative locations of the relevant mechanical and electrical provisions which are not drawn to scale.  
2. Please refer to P. 21 of this sales brochure for remarks, legend of the terms and abbreviations shown in the mechanical & electrical provisions plan above.  
3. Please refer to P. 200 of this sales brochure for legend shown in the mechanical & electrical provisions plan above.

- 備註: 1. 以上機電裝置平面圖展示有關機電裝置的大約位置，並非按比例繪畫。  
2. 以上機電裝置平面圖中顯示之附註、名詞及簡稱請參閱本售樓說明書第 2 1 頁。  
3. 以上機電裝置平面圖中顯示之圖例請參閱本售樓說明書第 2 0 0 頁。

Scale 比例尺: 0 1 2 3 4 5 10  
Metres 米

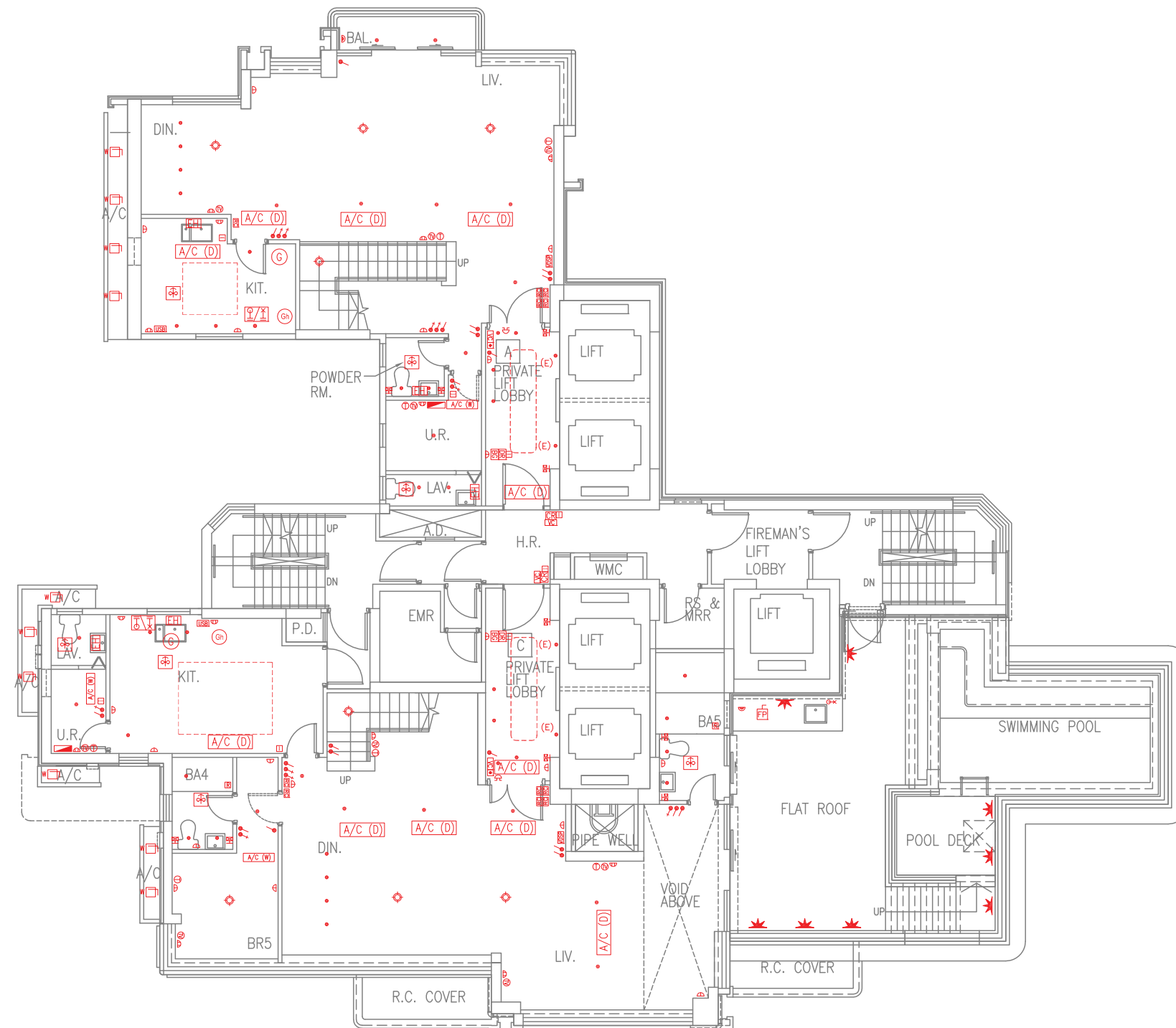


# FITTINGS, FINISHES AND APPLIANCES

## 裝置、裝修物料及設備

Mechanical & Electrical Provisions Plan 機電裝置平面圖

Tower 8 30/F Floor Plan  
第8座 30樓樓面平面圖



- Note: 1. The above mechanical & electrical provisions plan shows the indicative locations of the relevant mechanical and electrical provisions which are not drawn to scale.  
2. Please refer to P. 21 of this sales brochure for remarks, legend of the terms and abbreviations shown in the mechanical & electrical provisions plan above.  
3. Please refer to P. 200 of this sales brochure for legend shown in the mechanical & electrical provisions plan above.

Scale 比例尺: 0 1 2 3 4 5 10  
Metres 米

- 備註: 1. 以上機電裝置平面圖展示有關機電裝置的大約位置，並非按比例繪畫。  
2. 以上機電裝置平面圖中顯示之附註、名詞及簡稱請參閱本售樓說明書第 2 1 頁。  
3. 以上機電裝置平面圖中顯示之圖例請參閱本售樓說明書第 2 0 0 頁。



Mechanical & Electrical Provisions Plan 機電裝置平面圖

Tower 8 31/F Floor Plan  
第8座 31樓樓面平面圖



- Note: 1. The above mechanical & electrical provisions plan shows the indicative locations of the relevant mechanical and electrical provisions which are not drawn to scale.  
2. Please refer to P. 21 of this sales brochure for remarks, legend of the terms and abbreviations shown in the mechanical & electrical provisions plan above.  
3. Please refer to P. 200 of this sales brochure for legend shown in the mechanical & electrical provisions plan above.

Scale 比例尺: 0 1 2 3 4 5 10  
Metres米

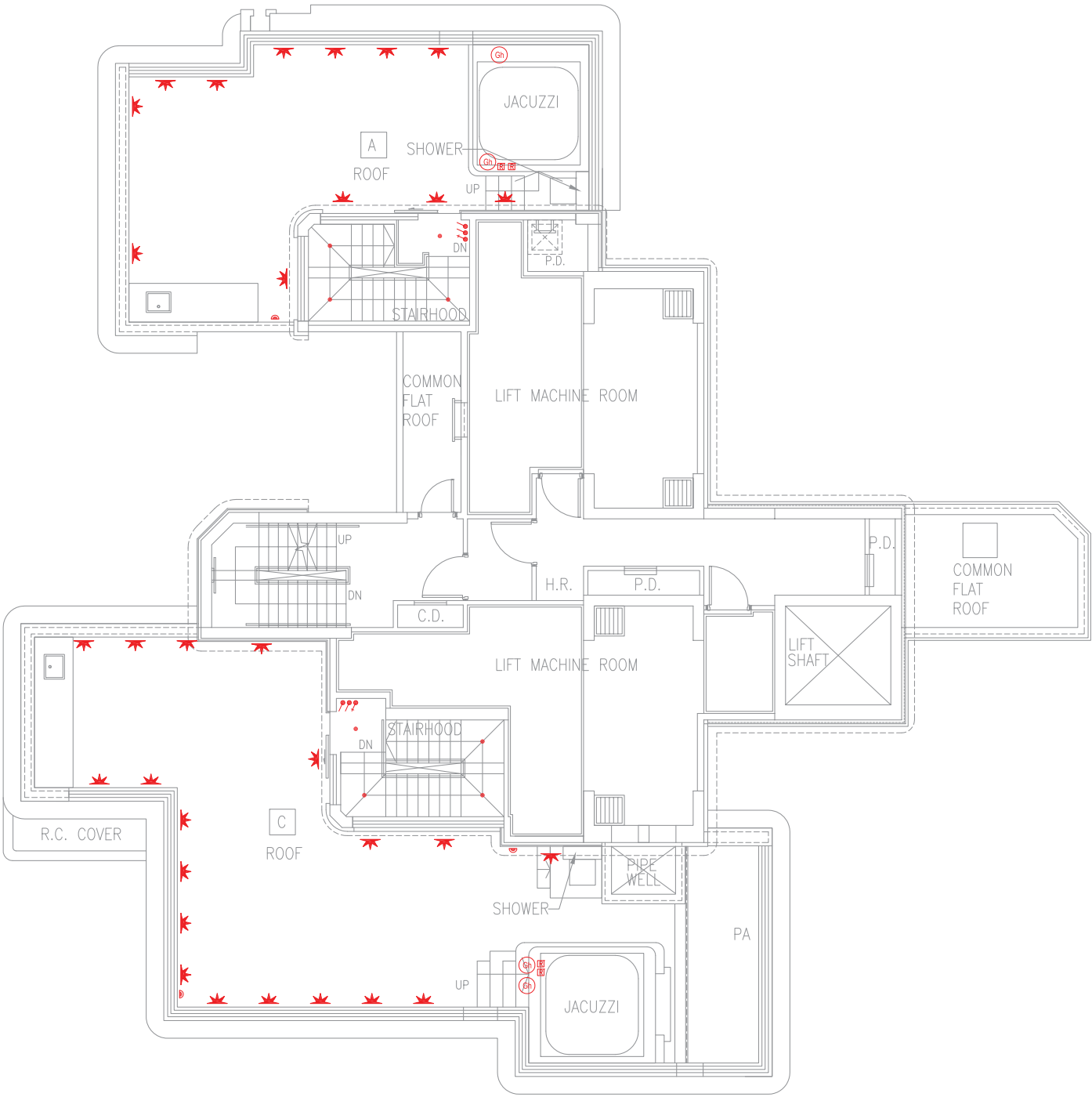
- 備註: 1. 以上機電裝置平面圖展示有關機電裝置的大約位置，並非按比例繪畫。  
2. 以上機電裝置平面圖中顯示之附註、名詞及簡稱請參閱本售樓說明書第 2 1 頁。  
3. 以上機電裝置平面圖中顯示之圖例請參閱本售樓說明書第 2 0 0 頁。



FITTINGS, FINISHES AND APPLIANCES  
裝置、裝修物料及設備

Mechanical & Electrical Provisions Plan 機電裝置平面圖

Tower 8 Roof Plan  
第8座 天台樓面平面圖



Note: 1. The above mechanical & electrical provisions plan shows the indicative locations of the relevant mechanical and electrical provisions which are not drawn to scale.  
2. Please refer to P. 21 of this sales brochure for remarks, legend of the terms and abbreviations shown in the mechanical & electrical provisions plan above.  
3. Please refer to P. 200 of this sales brochure for legend shown in the mechanical & electrical provisions plan above.

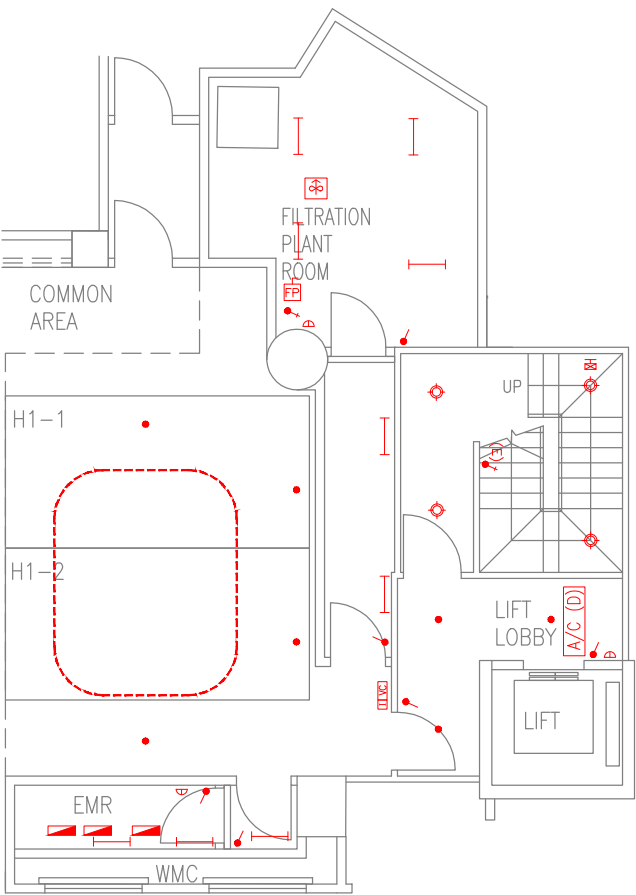
Scale 比例尺: 0 1 2 3 4 5 10  
Metres 米

備註: 1. 以上機電裝置平面圖展示有關機電裝置的大約位置，並非按比例繪畫。  
2. 以上機電裝置平面圖中顯示之附註、名詞及簡稱請參閱本售樓說明書第 2 1 頁。  
3. 以上機電裝置平面圖中顯示之圖例請參閱本售樓說明書第 2 0 0 頁。

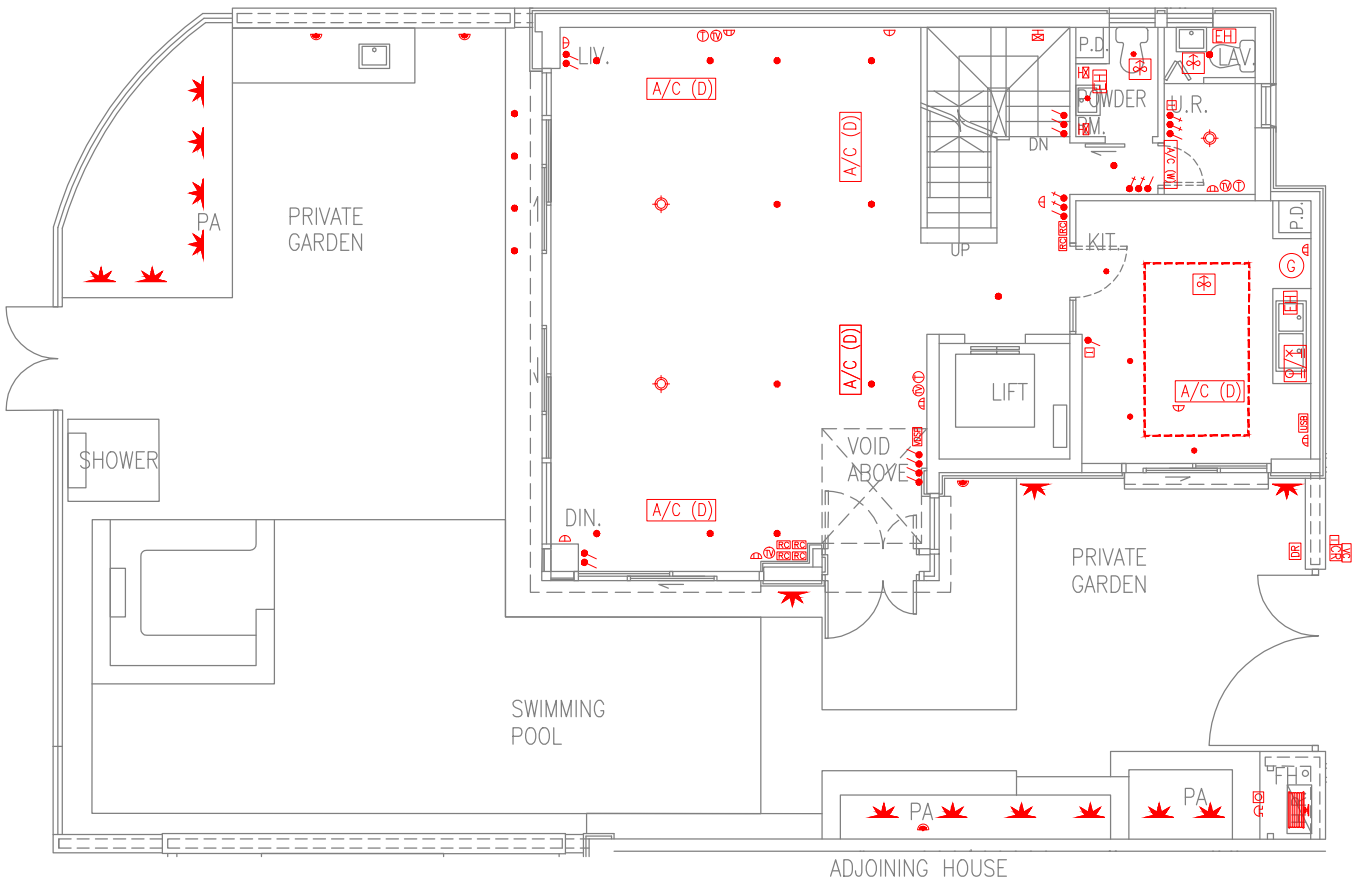


Mechanical & Electrical Provisions Plan 機電裝置平面圖

House 1  
1號獨立屋



HOUSE CARPARK LEVEL PLAN  
獨立屋停車層平面圖



HOUSE LEVEL 1 PLAN  
獨立屋第一層平面圖

Note: 1. The above mechanical & electrical provisions plan shows the indicative locations of the relevant mechanical and electrical provisions which are not drawn to scale.  
2. Please refer to P. 21 of this sales brochure for remarks, legend of the terms and abbreviations shown in the mechanical & electrical provisions plan above.  
3. Please refer to P. 200 of this sales brochure for legend shown in the mechanical & electrical provisions plan above.

備註: 1. 以上機電裝置平面圖展示有關機電裝置的大約位置，並非按比例繪畫。  
2. 以上機電裝置平面圖中顯示之附註、名詞及簡稱請參閱本售樓說明書第 2 1 頁。  
3. 以上機電裝置平面圖中顯示之圖例請參閱本售樓說明書第 2 0 0 頁。

Scale 比例尺: 0 1 2 3 4 5 10  
Metres 米

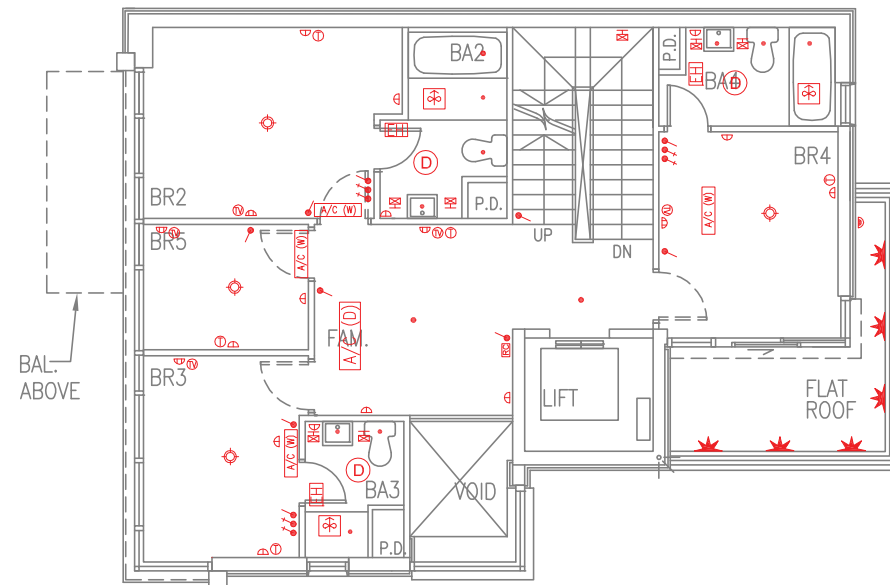


# FITTINGS, FINISHES AND APPLIANCES

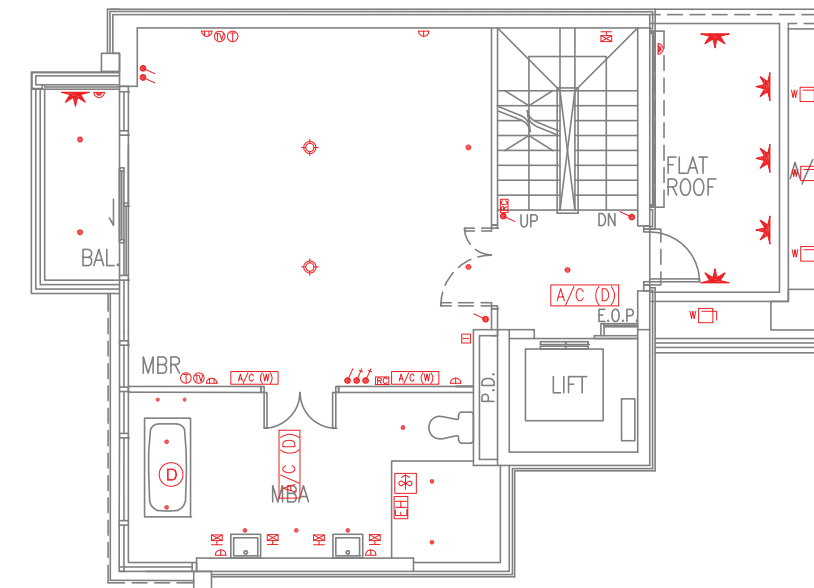
## 裝置、裝修物料及設備

### Mechanical & Electrical Provisions Plan 機電裝置平面圖

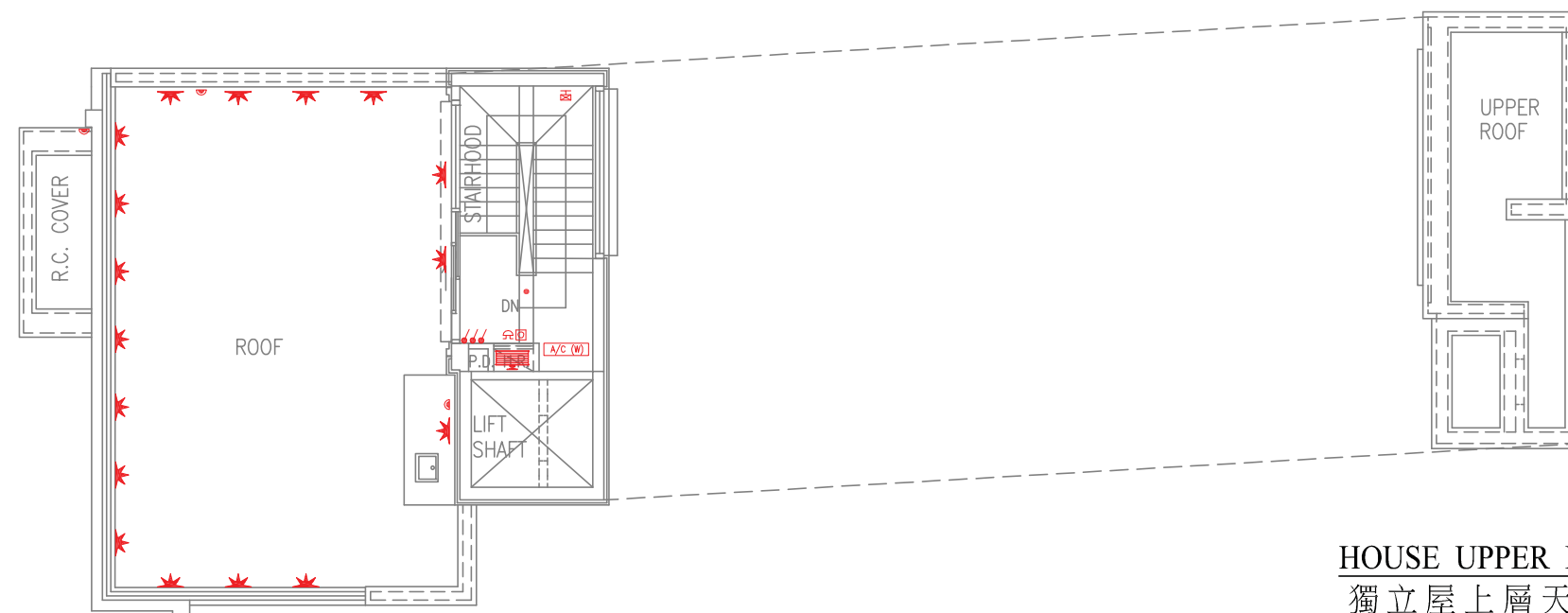
House 1  
1號獨立屋



HOUSE LEVEL 2 PLAN  
獨立屋第二層平面圖



HOUSE LEVEL 3 PLAN  
獨立屋第三層平面圖



HOUSE ROOF PLAN  
獨立屋天台平面圖

HOUSE UPPER ROOF PLAN  
獨立屋上層天台平面圖

- Note: 1. The above mechanical & electrical provisions plan shows the indicative locations of the relevant mechanical and electrical provisions which are not drawn to scale.  
2. Please refer to P. 21 of this sales brochure for remarks, legend of the terms and abbreviations shown in the mechanical & electrical provisions plan above.  
3. Please refer to P. 200 of this sales brochure for legend shown in the mechanical & electrical provisions plan above.

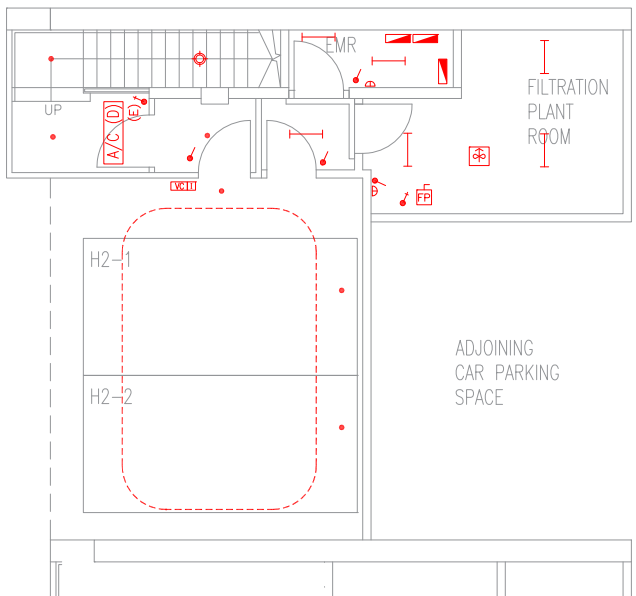
- 備註: 1. 以上機電裝置平面圖展示有關機電裝置的大約位置，並非按比例繪畫。  
2. 以上機電裝置平面圖中顯示之附註、名詞及簡稱請參閱本售樓說明書第 2 1 頁。  
3. 以上機電裝置平面圖中顯示之圖例請參閱本售樓說明書第 2 0 0 頁。

Scale 比例尺: 0 1 2 3 4 5 10  
Metres 米

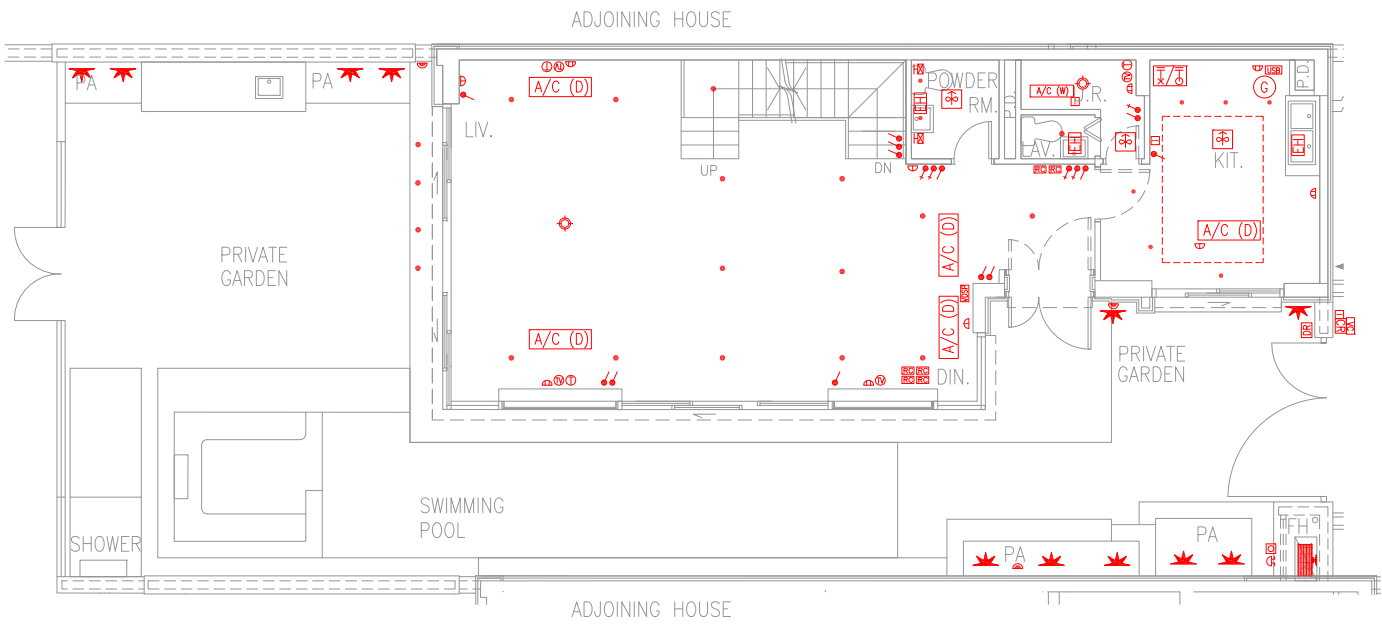


Mechanical & Electrical Provisions Plan 機電裝置平面圖

House 2  
2號獨立屋



HOUSE CARPARK LEVEL PLAN  
獨立屋停車層平面圖



HOUSE LEVEL 1 PLAN  
獨立屋第一層平面圖

Note: 1. The above mechanical & electrical provisions plan shows the indicative locations of the relevant mechanical and electrical provisions which are not drawn to scale.  
2. Please refer to P. 21 of this sales brochure for remarks, legend of the terms and abbreviations shown in the mechanical & electrical provisions plan above.  
3. Please refer to P. 200 of this sales brochure for legend shown in the mechanical & electrical provisions plan above.

備註: 1. 以上機電裝置平面圖展示有關機電裝置的大約位置，並非按比例繪畫。  
2. 以上機電裝置平面圖中顯示之附註、名詞及簡稱請參閱本售樓說明書第 2 1 頁。  
3. 以上機電裝置平面圖中顯示之圖例請參閱本售樓說明書第 2 0 0 頁。

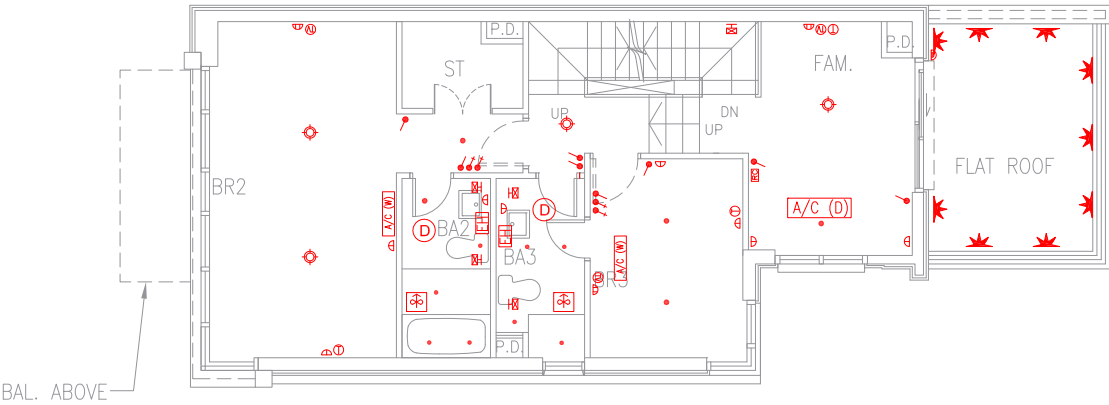
Scale 比例尺: 0 1 2 3 4 5 10  
Metres 米



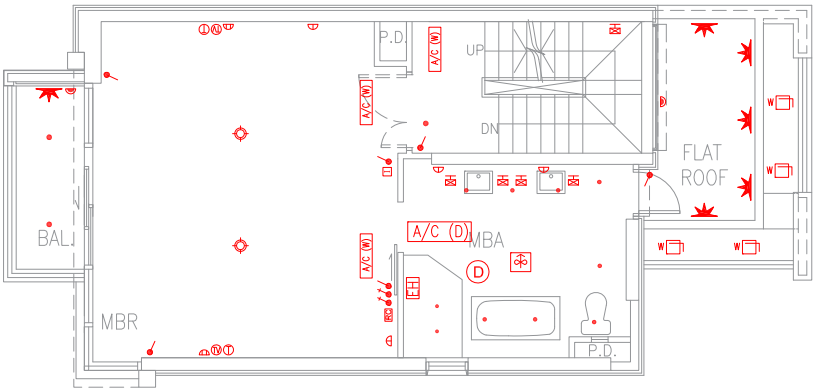
FITTINGS, FINISHES AND APPLIANCES  
裝置、裝修物料及設備

Mechanical & Electrical Provisions Plan 機電裝置平面圖

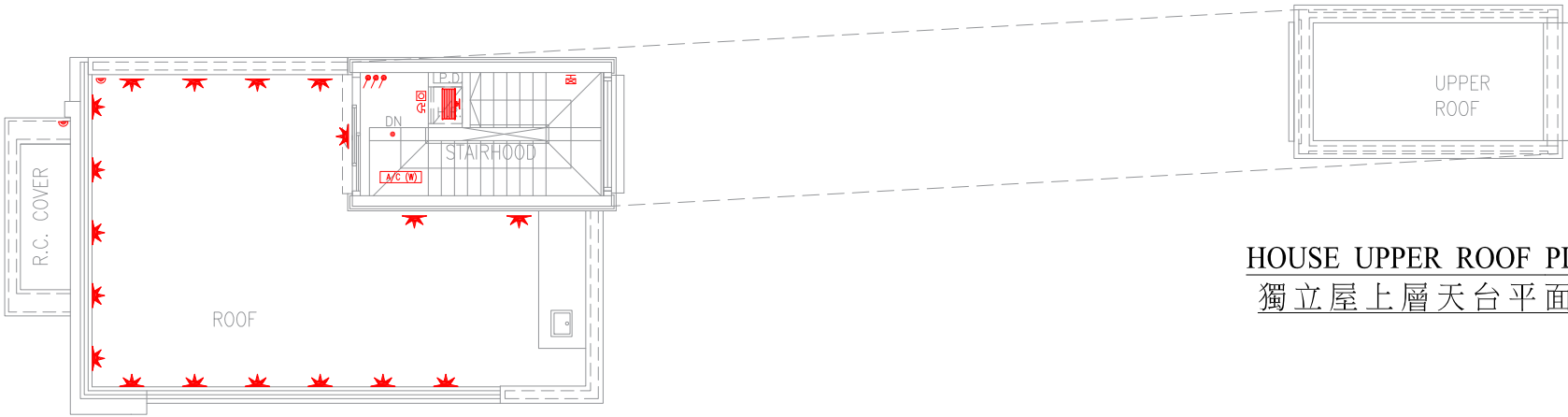
House 2  
2號獨立屋



HOUSE LEVEL 2 PLAN  
獨立屋第二層平面圖



HOUSE LEVEL 3 PLAN  
獨立屋第三層平面圖



HOUSE ROOF PLAN  
獨立屋天台平面圖

HOUSE UPPER ROOF PLAN  
獨立屋上層天台平面圖

Note: 1. The above mechanical & electrical provisions plan shows the indicative locations of the relevant mechanical and electrical provisions which are not drawn to scale.  
2. Please refer to P. 21 of this sales brochure for remarks, legend of the terms and abbreviations shown in the mechanical & electrical provisions plan above.  
3. Please refer to P. 200 of this sales brochure for legend shown in the mechanical & electrical provisions plan above.

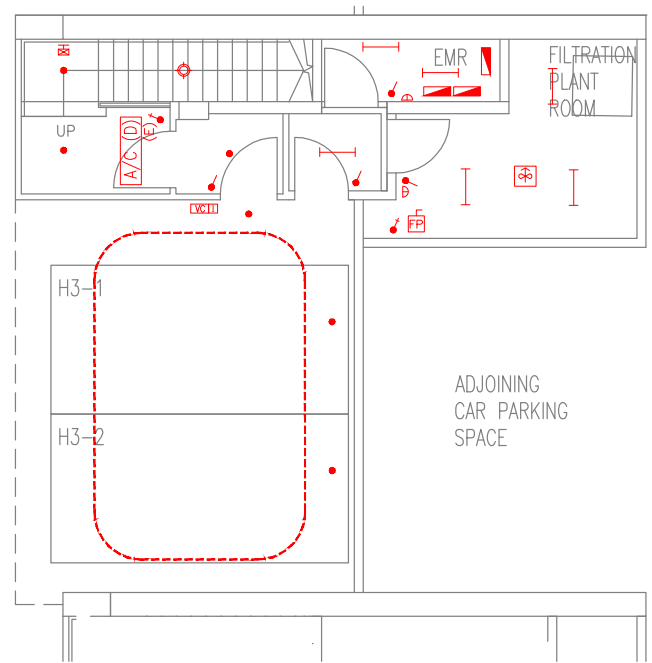
備註: 1. 以上機電裝置平面圖展示有關機電裝置的大約位置，並非按比例繪畫。  
2. 以上機電裝置平面圖中顯示之附註、名詞及簡稱請參閱本售樓說明書第 2 1 頁。  
3. 以上機電裝置平面圖中顯示之圖例請參閱本售樓說明書第 2 0 0 頁。

Scale 比例尺: 0 1 2 3 4 5 10  
Metres米

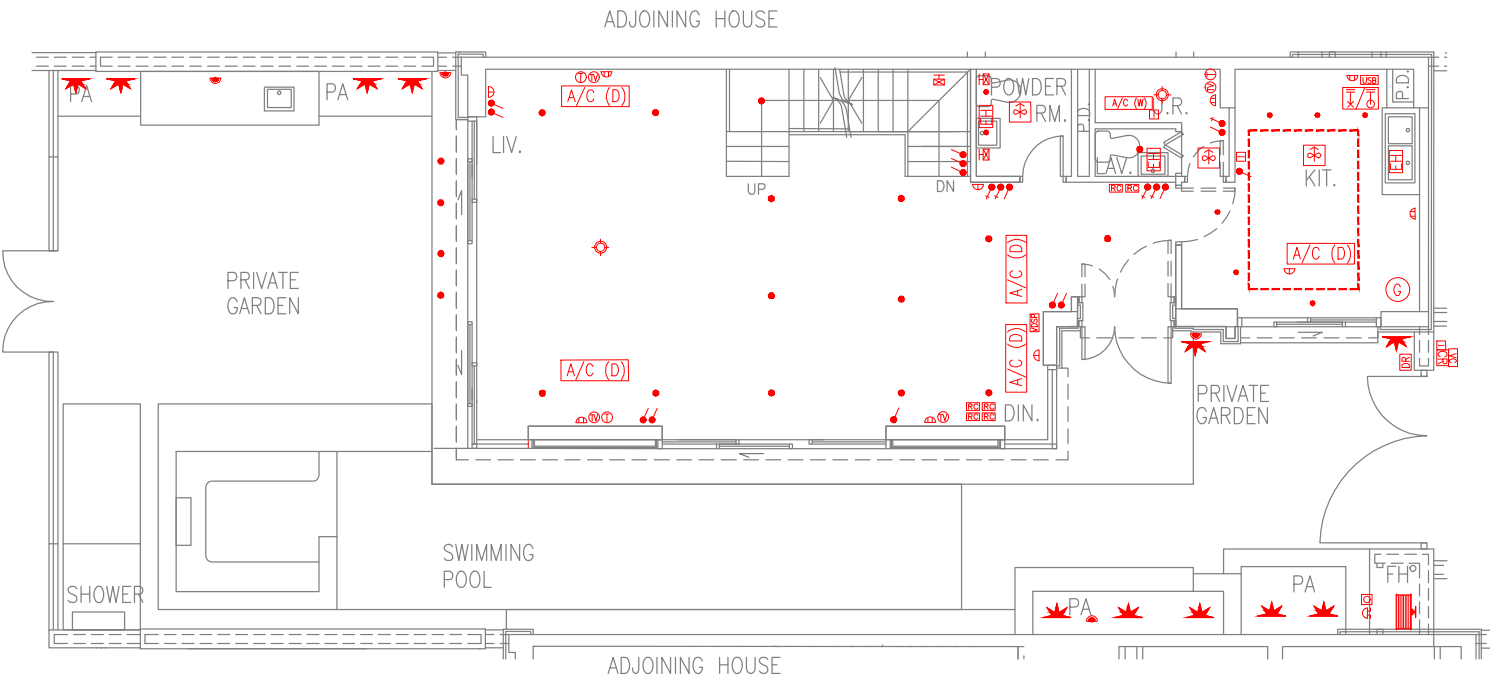


Mechanical & Electrical Provisions Plan 機電裝置平面圖

House 3  
3號獨立屋



HOUSE CARPARK LEVEL PLAN  
獨立屋停車層平面圖



HOUSE LEVEL 1 PLAN  
獨立屋第一層平面圖

Note: 1. The above mechanical & electrical provisions plan shows the indicative locations of the relevant mechanical and electrical provisions which are not drawn to scale.  
2. Please refer to P. 21 of this sales brochure for remarks, legend of the terms and abbreviations shown in the mechanical & electrical provisions plan above.  
3. Please refer to P. 200 of this sales brochure for legend shown in the mechanical & electrical provisions plan above.

備註: 1. 以上機電裝置平面圖展示有關機電裝置的大約位置，並非按比例繪畫。  
2. 以上機電裝置平面圖中顯示之附註、名詞及簡稱請參閱本售樓說明書第 2 1 頁。  
3. 以上機電裝置平面圖中顯示之圖例請參閱本售樓說明書第 2 0 0 頁。

Scale 比例尺: 0 1 2 3 4 5 10  
Metres 米

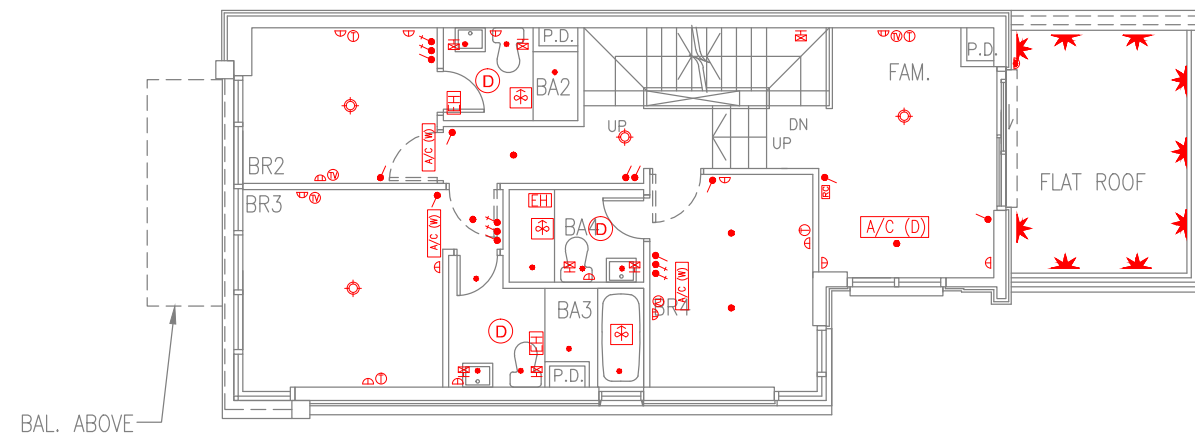


# FITTINGS, FINISHES AND APPLIANCES

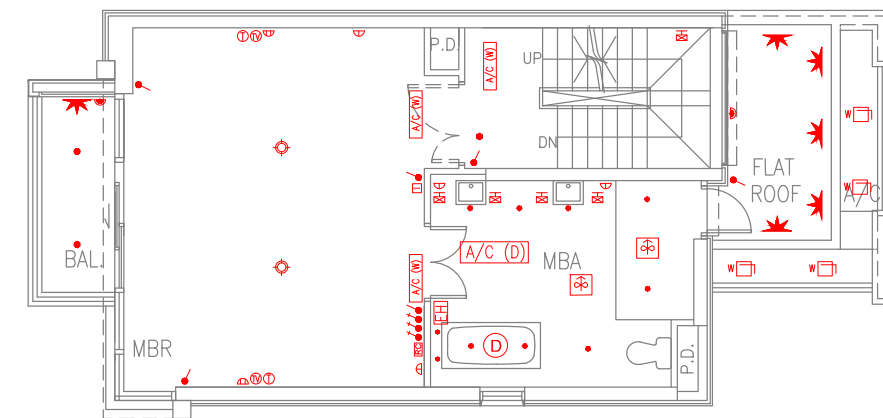
## 裝置、裝修物料及設備

Mechanical & Electrical Provisions Plan 機電裝置平面圖

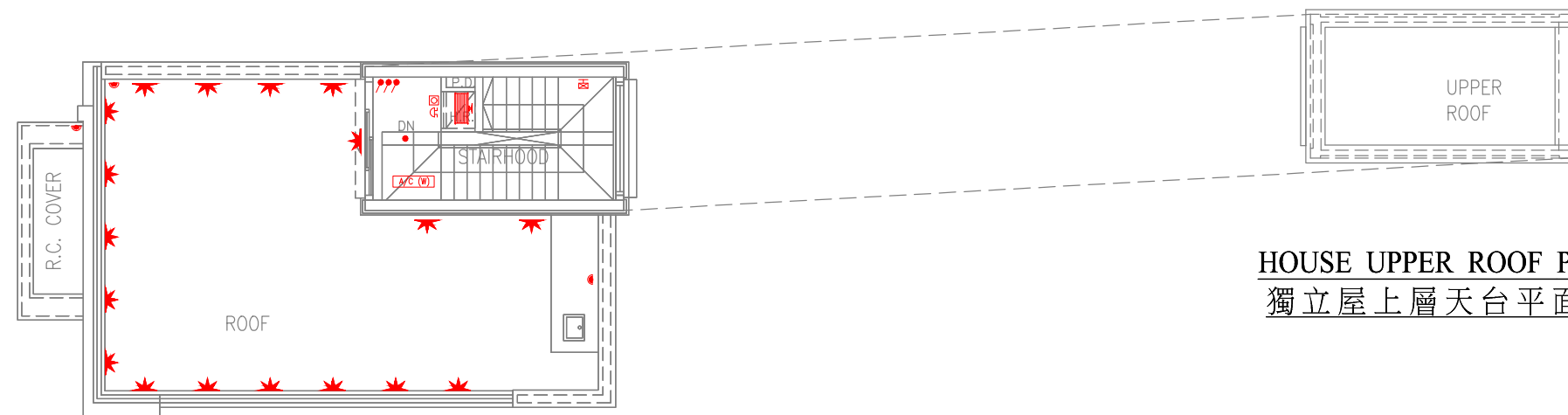
House 3  
3號獨立屋



HOUSE LEVEL 2 PLAN  
獨立屋第二層平面圖



HOUSE LEVEL 3 PLAN  
獨立屋第三層平面圖



HOUSE ROOF PLAN  
獨立屋天台平面圖

HOUSE UPPER ROOF PLAN  
獨立屋上層天台平面圖

- Note: 1. The above mechanical & electrical provisions plan shows the indicative locations of the relevant mechanical and electrical provisions which are not drawn to scale.  
2. Please refer to P. 21 of this sales brochure for remarks, legend of the terms and abbreviations shown in the mechanical & electrical provisions plan above.  
3. Please refer to P. 200 of this sales brochure for legend shown in the mechanical & electrical provisions plan above.

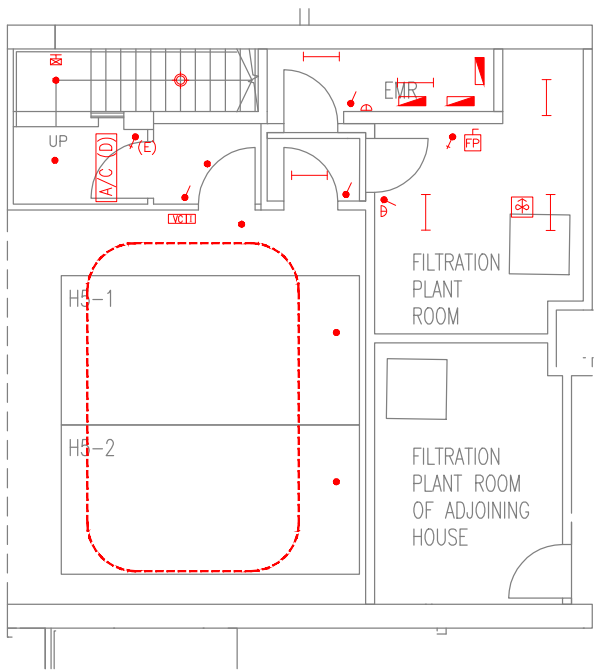
- 備註: 1. 以上機電裝置平面圖展示有關機電裝置的大約位置，並非按比例繪畫。  
2. 以上機電裝置平面圖中顯示之附註、名詞及簡稱請參閱本售樓說明書第 2 1 頁。  
3. 以上機電裝置平面圖中顯示之圖例請參閱本售樓說明書第 2 0 0 頁。

Scale 比例尺: 0 1 2 3 4 5 10  
Metres 米

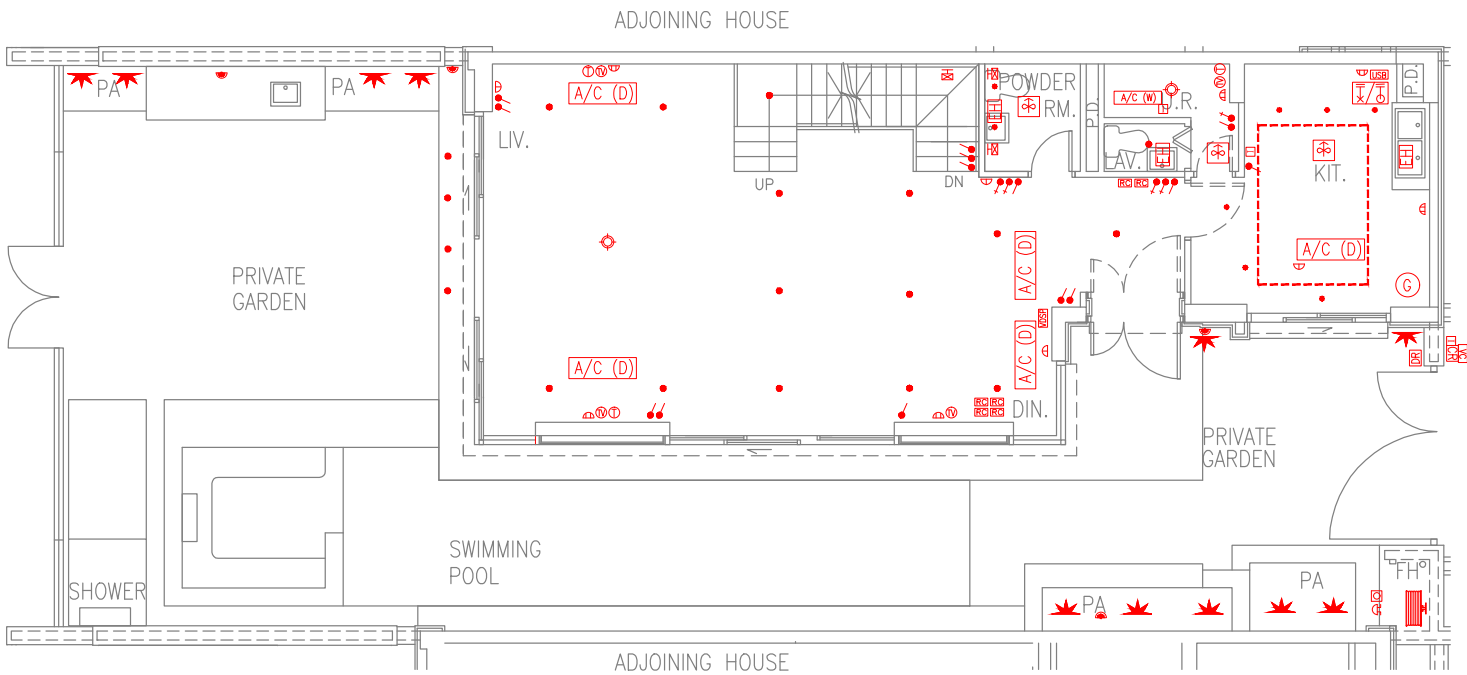


Mechanical & Electrical Provisions Plan 機電裝置平面圖

House 5  
5號獨立屋



HOUSE CARPARK LEVEL PLAN  
獨立屋停車層平面圖



HOUSE LEVEL 1 PLAN  
獨立屋第一層平面圖

Note: 1. The above mechanical & electrical provisions plan shows the indicative locations of the relevant mechanical and electrical provisions which are not drawn to scale.  
2. Please refer to P. 21 of this sales brochure for remarks, legend of the terms and abbreviations shown in the mechanical & electrical provisions plan above.  
3. Please refer to P. 200 of this sales brochure for legend shown in the mechanical & electrical provisions plan above.

備註: 1. 以上機電裝置平面圖展示有關機電裝置的大約位置，並非按比例繪畫。  
2. 以上機電裝置平面圖中顯示之附註、名詞及簡稱請參閱本售樓說明書第 2 1 頁。  
3. 以上機電裝置平面圖中顯示之圖例請參閱本售樓說明書第 2 0 0 頁。

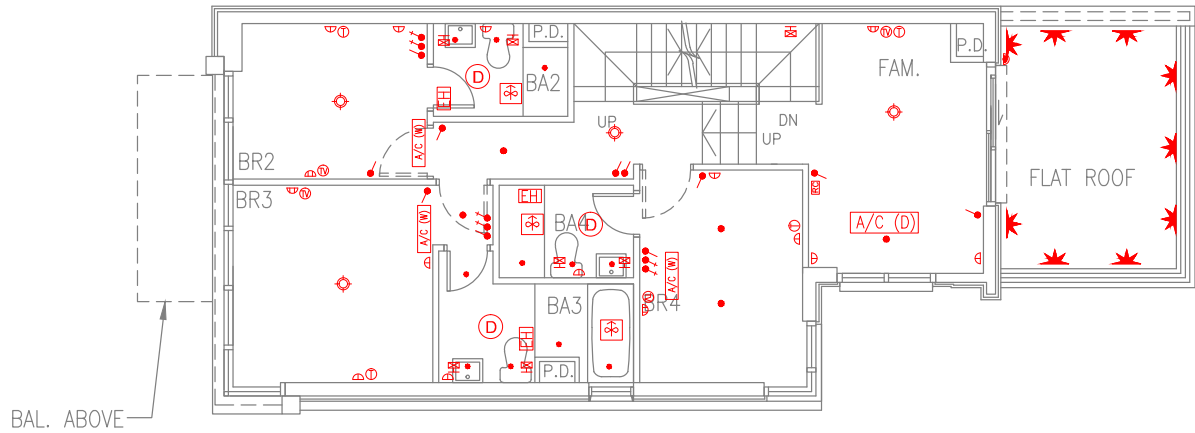
Scale 比例尺: 0 1 2 3 4 5 10  
Metres 米



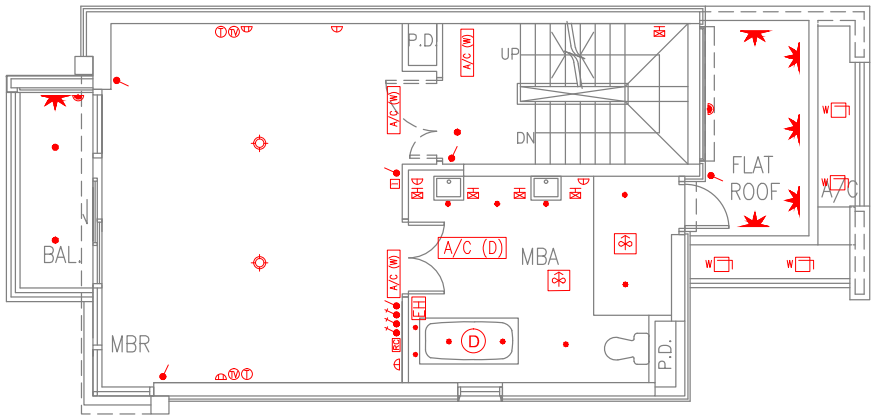
FITTINGS, FINISHES AND APPLIANCES  
裝置、裝修物料及設備

Mechanical & Electrical Provisions Plan 機電裝置平面圖

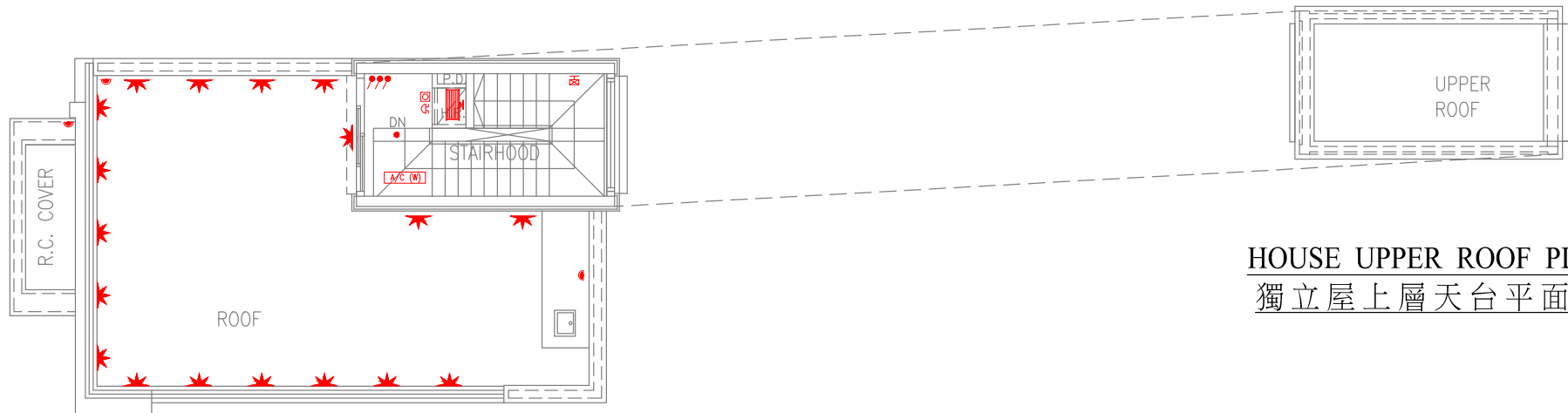
House 5  
5號獨立屋



HOUSE LEVEL 2 PLAN  
獨立屋第二層平面圖



HOUSE LEVEL 3 PLAN  
獨立屋第三層平面圖



HOUSE ROOF PLAN  
獨立屋天台平面圖

HOUSE UPPER ROOF PLAN  
獨立屋上層天台平面圖

Note: 1. The above mechanical & electrical provisions plan shows the indicative locations of the relevant mechanical and electrical provisions which are not drawn to scale.  
2. Please refer to P. 21 of this sales brochure for remarks, legend of the terms and abbreviations shown in the mechanical & electrical provisions plan above.  
3. Please refer to P. 200 of this sales brochure for legend shown in the mechanical & electrical provisions plan above.

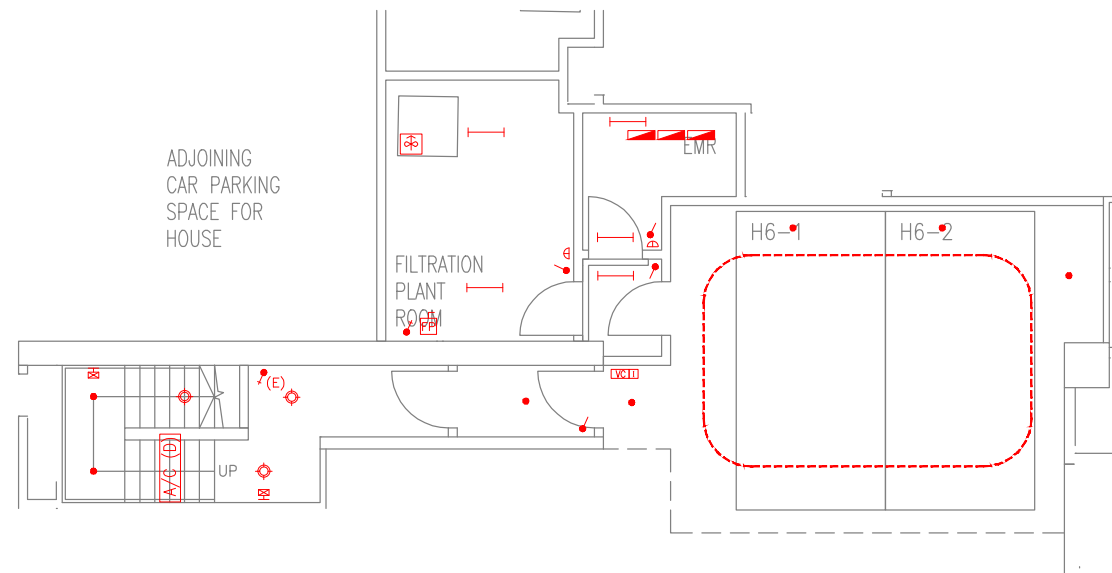
備註: 1. 以上機電裝置平面圖展示有關機電裝置的大約位置，並非按比例繪畫。  
2. 以上機電裝置平面圖中顯示之附註、名詞及簡稱請參閱本售樓說明書第 2 1 頁。  
3. 以上機電裝置平面圖中顯示之圖例請參閱本售樓說明書第 2 0 0 頁。

Scale 比例尺: 0 1 2 3 4 5 10  
Metres 米

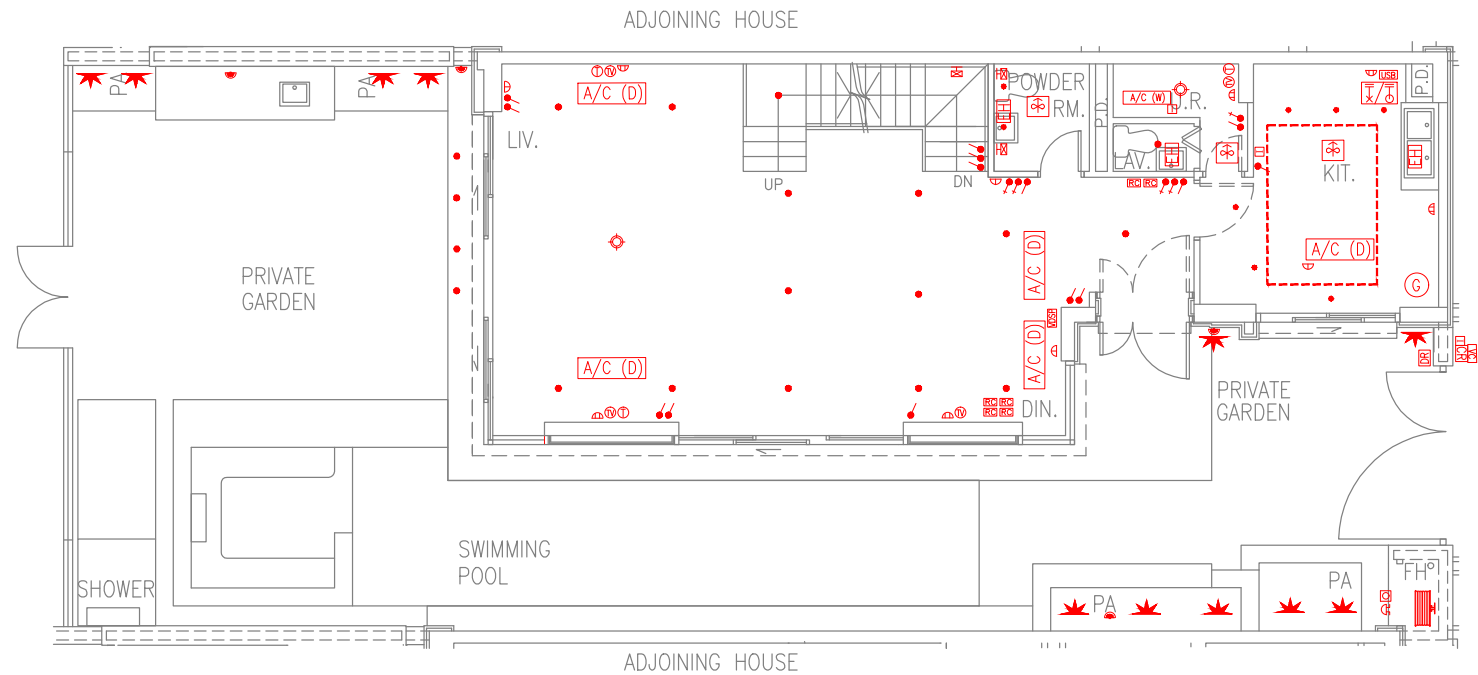


Mechanical & Electrical Provisions Plan 機電裝置平面圖

House 6  
6號獨立屋



HOUSE CARPARK LEVEL PLAN  
獨立屋停車層平面圖



HOUSE LEVEL 1 PLAN  
獨立屋第一層平面圖

Note: 1. The above mechanical & electrical provisions plan shows the indicative locations of the relevant mechanical and electrical provisions which are not drawn to scale.  
2. Please refer to P. 21 of this sales brochure for remarks, legend of the terms and abbreviations shown in the mechanical & electrical provisions plan above.  
3. Please refer to P. 200 of this sales brochure for legend shown in the mechanical & electrical provisions plan above.

備註: 1. 以上機電裝置平面圖展示有關機電裝置的大約位置，並非按比例繪畫。  
2. 以上機電裝置平面圖中顯示之附註、名詞及簡稱請參閱本售樓說明書第 2 1 頁。  
3. 以上機電裝置平面圖中顯示之圖例請參閱本售樓說明書第 2 0 0 頁。

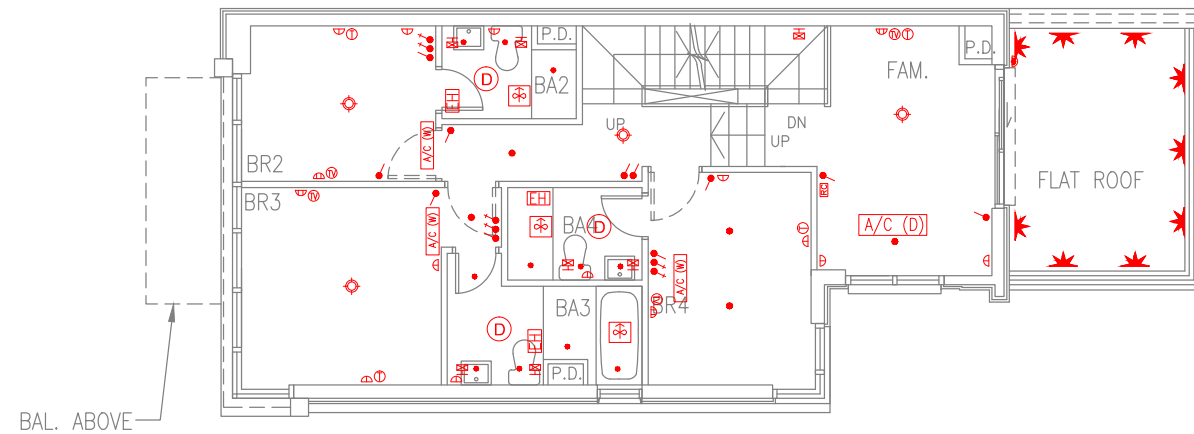
Scale 比例尺: 0 1 2 3 4 5 10  
Metres 米



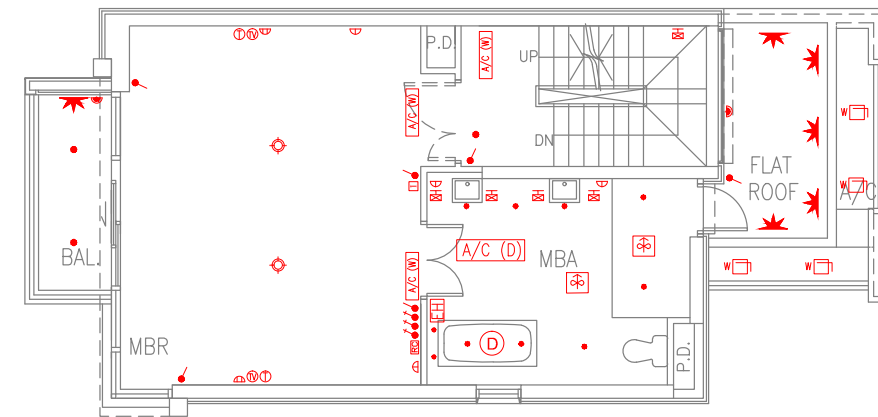
# FITTINGS, FINISHES AND APPLIANCES 裝置、裝修物料及設備

Mechanical & Electrical Provisions Plan 機電裝置平面圖

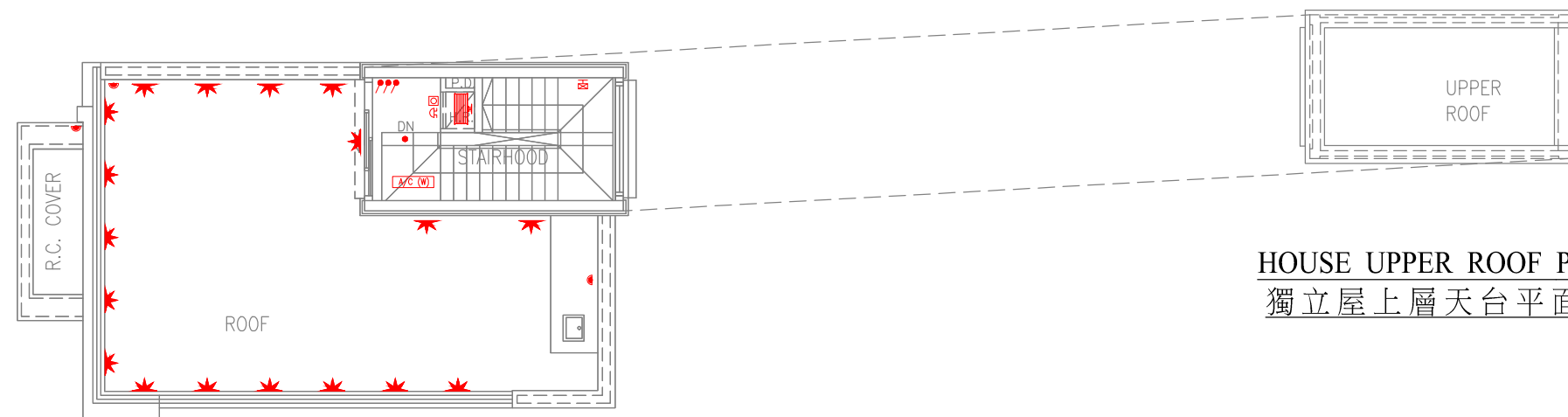
House 6  
6號獨立屋



HOUSE LEVEL 2 PLAN  
獨立屋第二層平面圖



HOUSE LEVEL 3 PLAN  
獨立屋第三層平面圖



HOUSE ROOF PLAN  
獨立屋天台平面圖

HOUSE UPPER ROOF PLAN  
獨立屋上層天台平面圖

- Note: 1. The above mechanical & electrical provisions plan shows the indicative locations of the relevant mechanical and electrical provisions which are not drawn to scale.  
2. Please refer to P. 21 of this sales brochure for remarks, legend of the terms and abbreviations shown in the mechanical & electrical provisions plan above.  
3. Please refer to P. 200 of this sales brochure for legend shown in the mechanical & electrical provisions plan above.

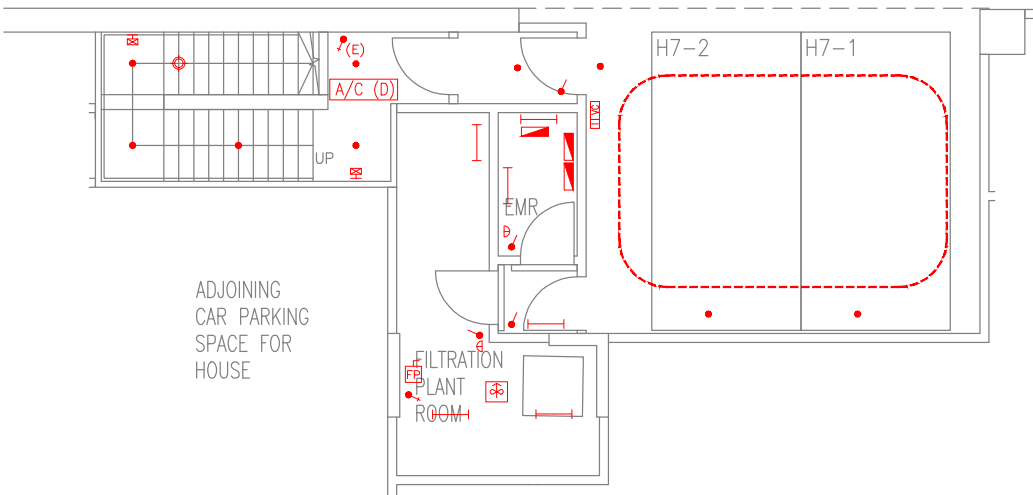
- 備註: 1. 以上機電裝置平面圖展示有關機電裝置的大約位置，並非按比例繪畫。  
2. 以上機電裝置平面圖中顯示之附註、名詞及簡稱請參閱本售樓說明書第 2 1 頁。  
3. 以上機電裝置平面圖中顯示之圖例請參閱本售樓說明書第 2 0 0 頁。

Scale 比例尺: 0 1 2 3 4 5 10  
Metres 米

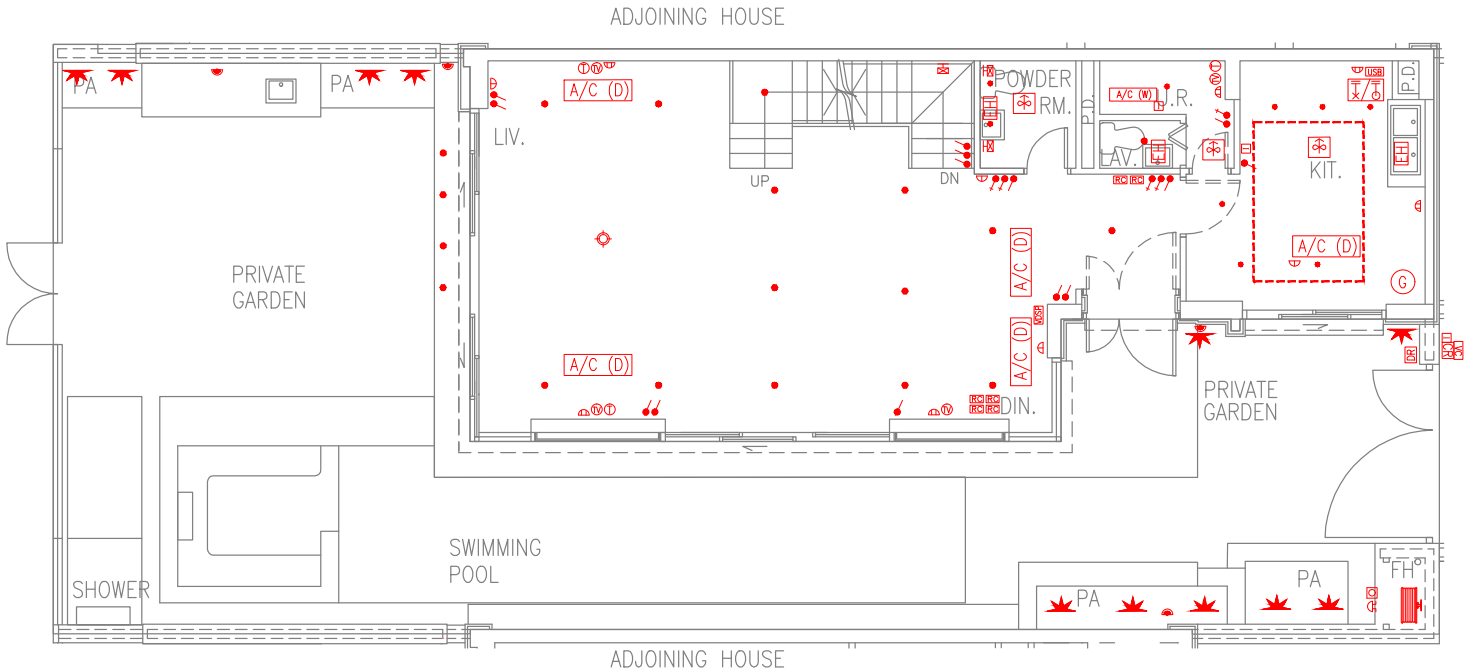


Mechanical & Electrical Provisions Plan 機電裝置平面圖

House 7  
7號獨立屋



HOUSE CARPARK LEVEL PLAN  
獨立屋停車層平面圖



HOUSE LEVEL 1 PLAN  
獨立屋第一層平面圖

Note: 1. The above mechanical & electrical provisions plan shows the indicative locations of the relevant mechanical and electrical provisions which are not drawn to scale.  
2. Please refer to P. 21 of this sales brochure for remarks, legend of the terms and abbreviations shown in the mechanical & electrical provisions plan above.  
3. Please refer to P. 200 of this sales brochure for legend shown in the mechanical & electrical provisions plan above.

備註: 1. 以上機電裝置平面圖展示有關機電裝置的大約位置，並非按比例繪畫。  
2. 以上機電裝置平面圖中顯示之附註、名詞及簡稱請參閱本售樓說明書第 2 1 頁。  
3. 以上機電裝置平面圖中顯示之圖例請參閱本售樓說明書第 2 0 0 頁。

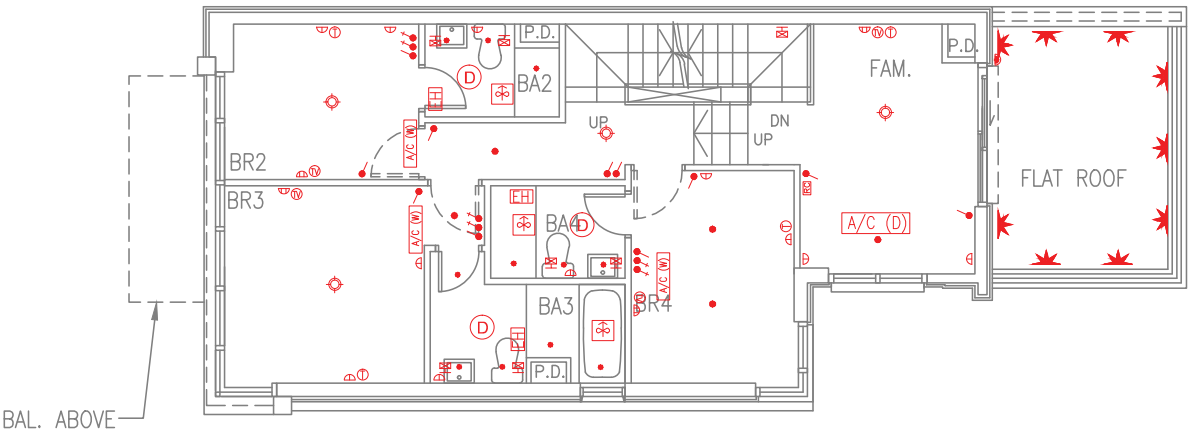
Scale 比例尺: 0 1 2 3 4 5 10  
Metres米



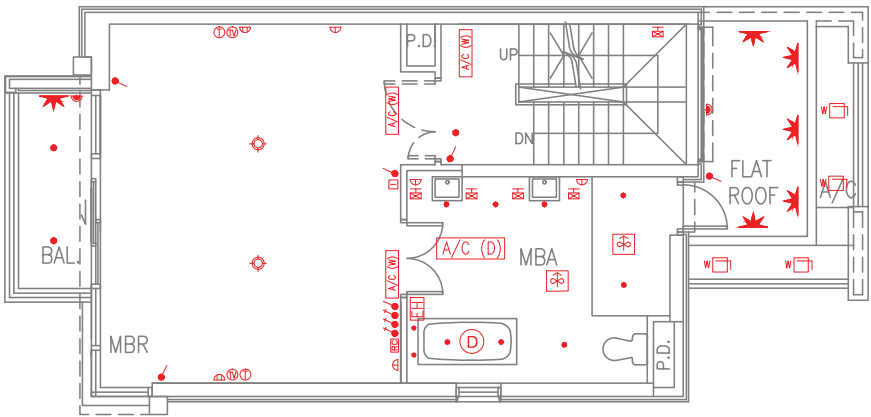
FITTINGS, FINISHES AND APPLIANCES  
裝置、裝修物料及設備

Mechanical & Electrical Provisions Plan 機電裝置平面圖

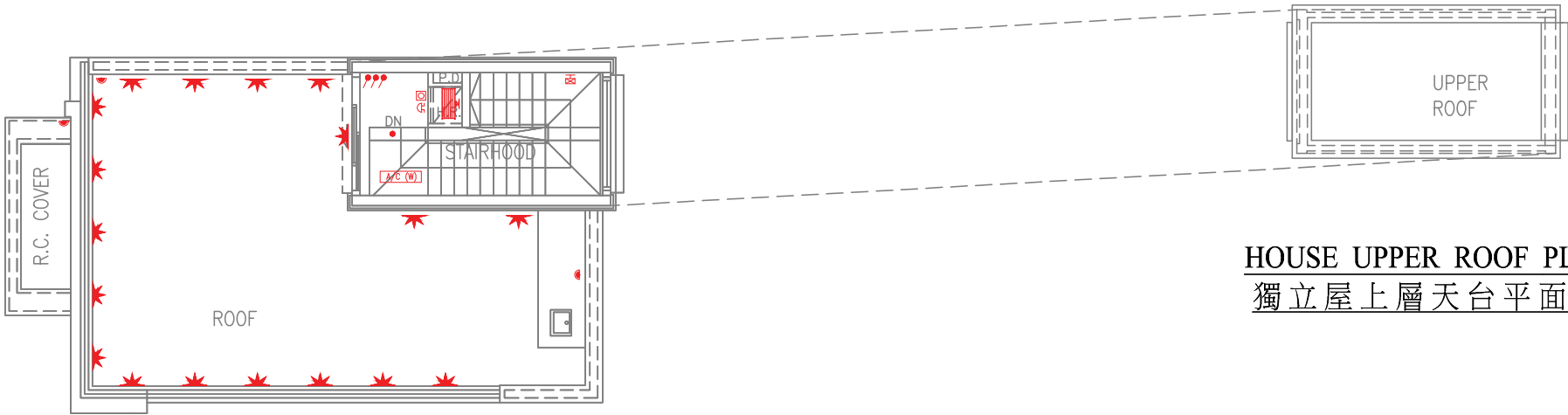
House 7  
7號獨立屋



HOUSE LEVEL 2 PLAN  
獨立屋第二層平面圖



HOUSE LEVEL 3 PLAN  
獨立屋第三層平面圖



HOUSE ROOF PLAN  
獨立屋天台平面圖

HOUSE UPPER ROOF PLAN  
獨立屋上層天台平面圖

Note: 1. The above mechanical & electrical provisions plan shows the indicative locations of the relevant mechanical and electrical provisions which are not drawn to scale.  
2. Please refer to P. 21 of this sales brochure for remarks, legend of the terms and abbreviations shown in the mechanical & electrical provisions plan above.  
3. Please refer to P. 200 of this sales brochure for legend shown in the mechanical & electrical provisions plan above.

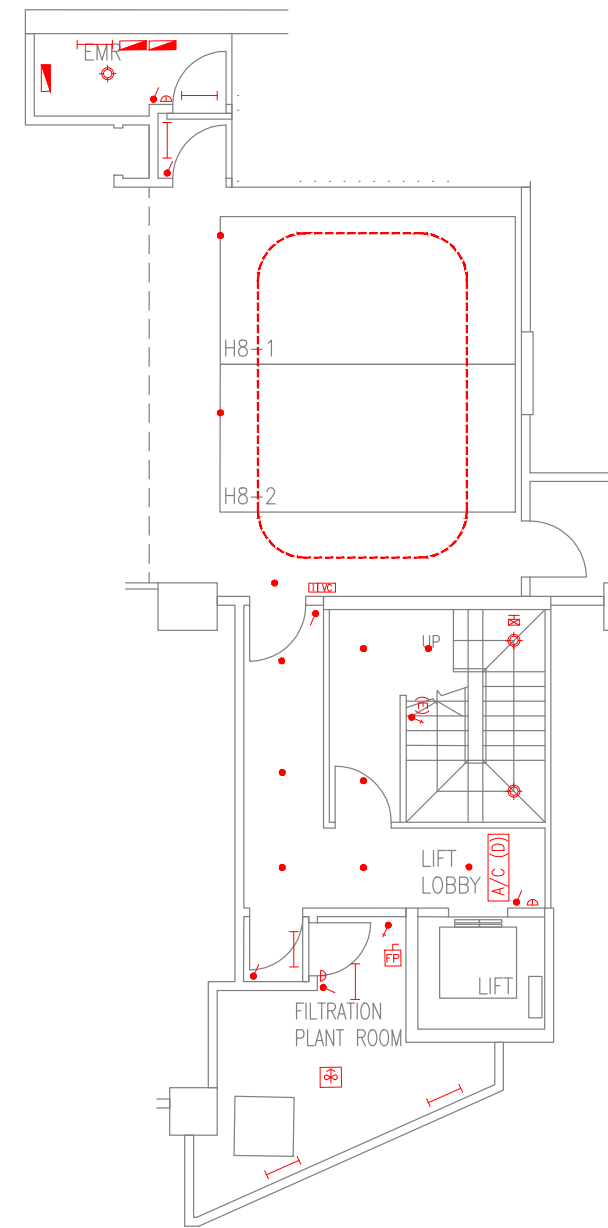
備註: 1. 以上機電裝置平面圖展示有關機電裝置的大約位置，並非按比例繪畫。  
2. 以上機電裝置平面圖中顯示之附註、名詞及簡稱請參閱本售樓說明書第 2 1 頁。  
3. 以上機電裝置平面圖中顯示之圖例請參閱本售樓說明書第 2 0 0 頁。

Scale 比例尺: 0 1 2 3 4 5 10  
Metres米

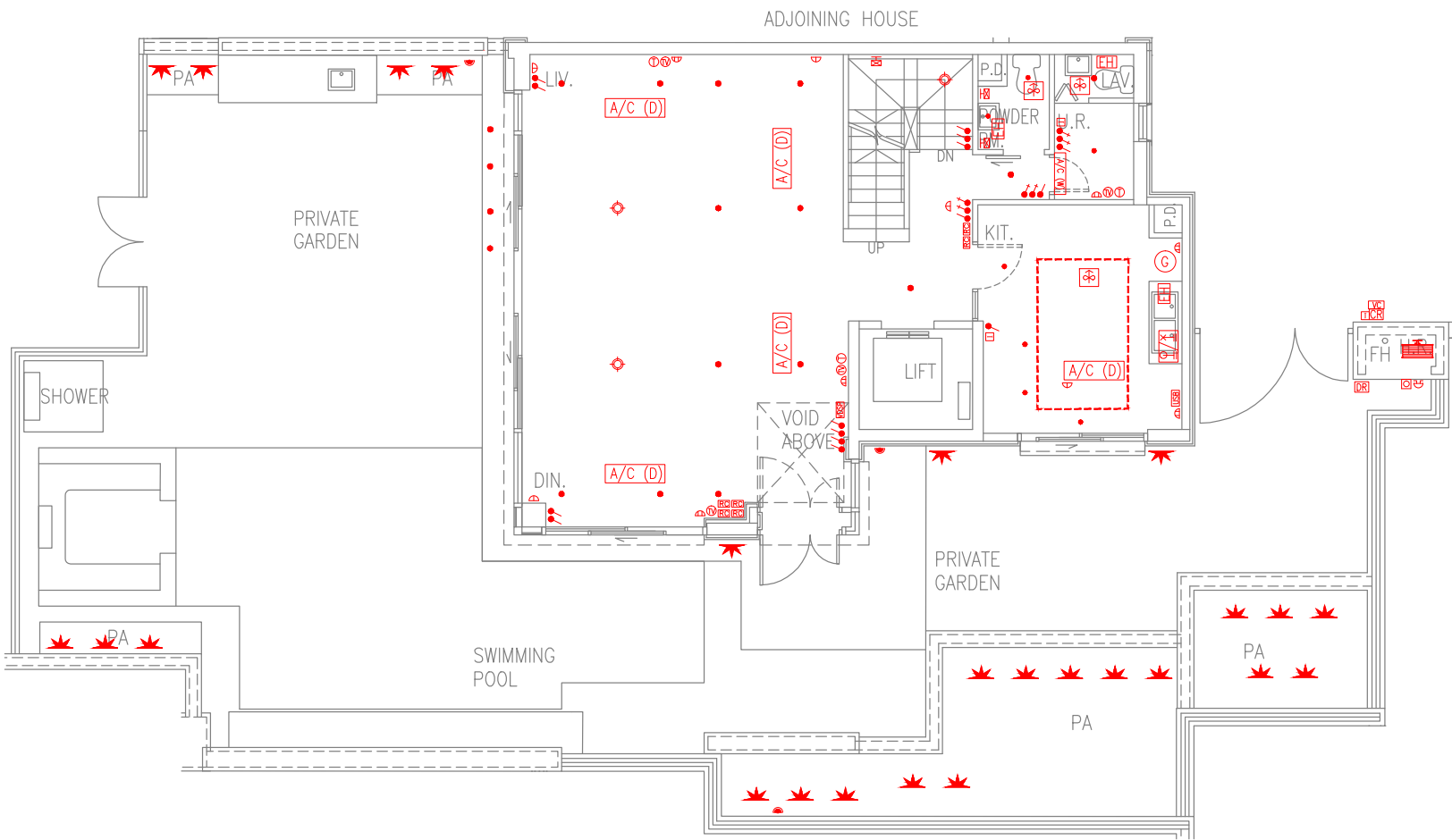


Mechanical & Electrical Provisions Plan 機電裝置平面圖

House 8  
8號獨立屋



HOUSE CARPARK LEVEL PLAN  
獨立屋停車層平面圖



HOUSE LEVEL 1 PLAN  
獨立屋第一層平面圖

Note: 1. The above mechanical & electrical provisions plan shows the indicative locations of the relevant mechanical and electrical provisions which are not drawn to scale.  
2. Please refer to P. 21 of this sales brochure for remarks, legend of the terms and abbreviations shown in the mechanical & electrical provisions plan above.  
3. Please refer to P. 200 of this sales brochure for legend shown in the mechanical & electrical provisions plan above.

備註: 1. 以上機電裝置平面圖展示有關機電裝置的大約位置，並非按比例繪畫。  
2. 以上機電裝置平面圖中顯示之附註、名詞及簡稱請參閱本售樓說明書第 2 1 頁。  
3. 以上機電裝置平面圖中顯示之圖例請參閱本售樓說明書第 2 0 0 頁。

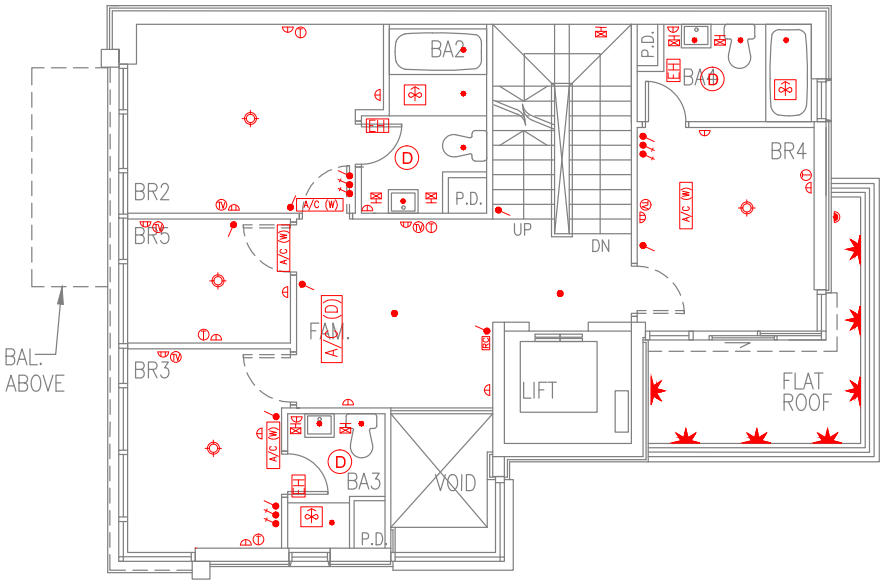
Scale 比例尺: 0 1 2 3 4 5 10  
Metres 米



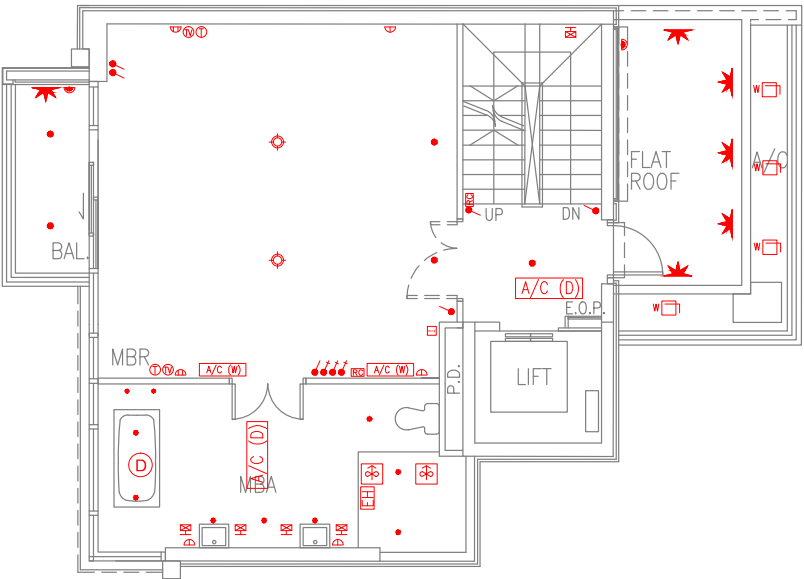
FITTINGS, FINISHES AND APPLIANCES  
裝置、裝修物料及設備

Mechanical & Electrical Provisions Plan 機電裝置平面圖

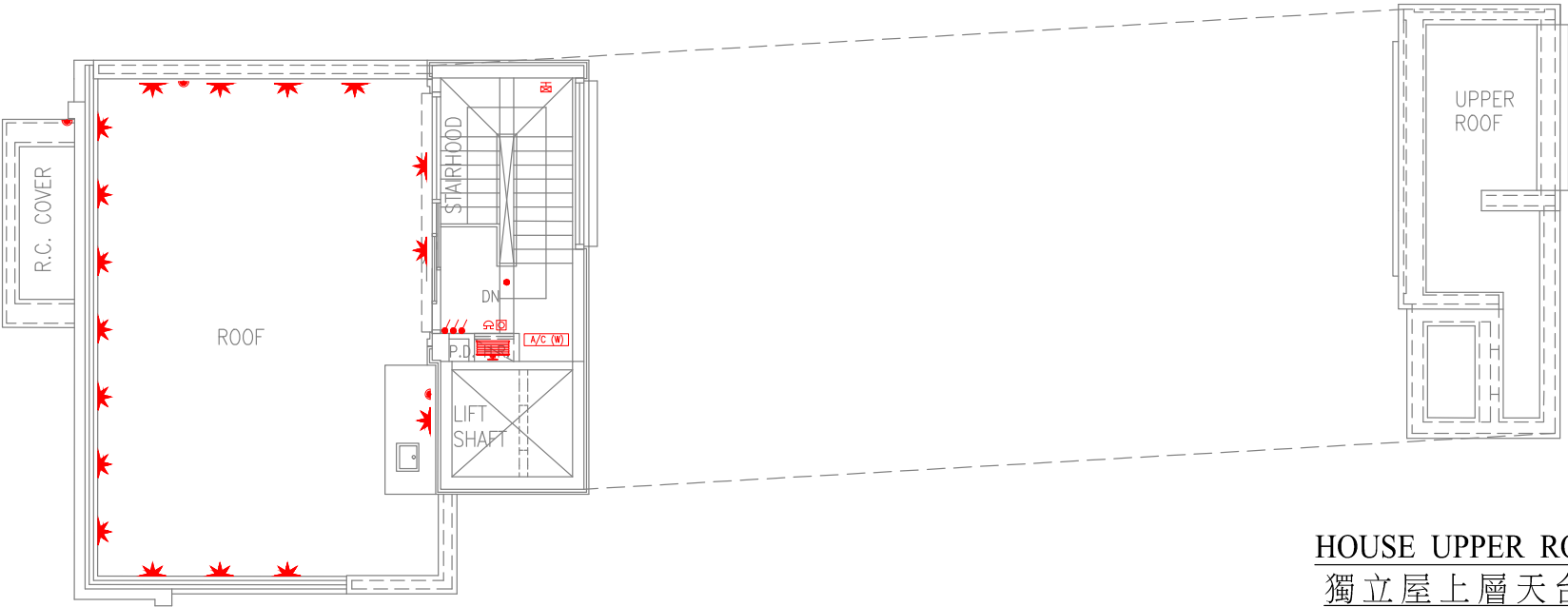
House 8  
8號獨立屋



HOUSE LEVEL 2 PLAN  
獨立屋第二層平面圖



HOUSE LEVEL 3 PLAN  
獨立屋第三層平面圖



HOUSE ROOF PLAN  
獨立屋天台平面圖

HOUSE UPPER ROOF PLAN  
獨立屋上層天台平面圖

Scale 比例尺: 0 1 2 3 4 5 10  
Metres 米

Note: 1. The above mechanical & electrical provisions plan shows the indicative locations of the relevant mechanical and electrical provisions which are not drawn to scale.  
2. Please refer to P. 21 of this sales brochure for remarks, legend of the terms and abbreviations shown in the mechanical & electrical provisions plan above.  
3. Please refer to P. 200 of this sales brochure for legend shown in the mechanical & electrical provisions plan above.

備註: 1. 以上機電裝置平面圖展示有關機電裝置的大約位置，並非按比例繪畫。  
2. 以上機電裝置平面圖中顯示之附註、名詞及簡稱請參閱本售樓說明書第21頁。  
3. 以上機電裝置平面圖中顯示之圖例請參閱本售樓說明書第200頁。