

# WARNING TO PURCHASERS

## 對買方的警告

- a. The purchaser is recommended to instruct a separate firm of solicitors (other than that acting for the owner) to act for the purchaser in relation to the transaction.
- b. If the purchaser instructs such separate firm of solicitors to act for the purchaser in relation to the transaction, that firm will be able to give independent advice to the purchaser.
- c. If the purchaser instructs the firm of solicitors acting for the owner to act for the purchaser as well, and a conflict of interest arises between the owner and the purchaser,
  - (i) that firm may not be able to protect the purchaser's interests; and
  - (ii) the purchaser may have to instruct a separate firm of solicitors; and
  - (iii) in the case of paragraph (c)(ii), the total solicitors' fees payable by the purchaser may be higher than the fees that would have been payable if the purchaser had instructed a separate firm of solicitors in the first place.

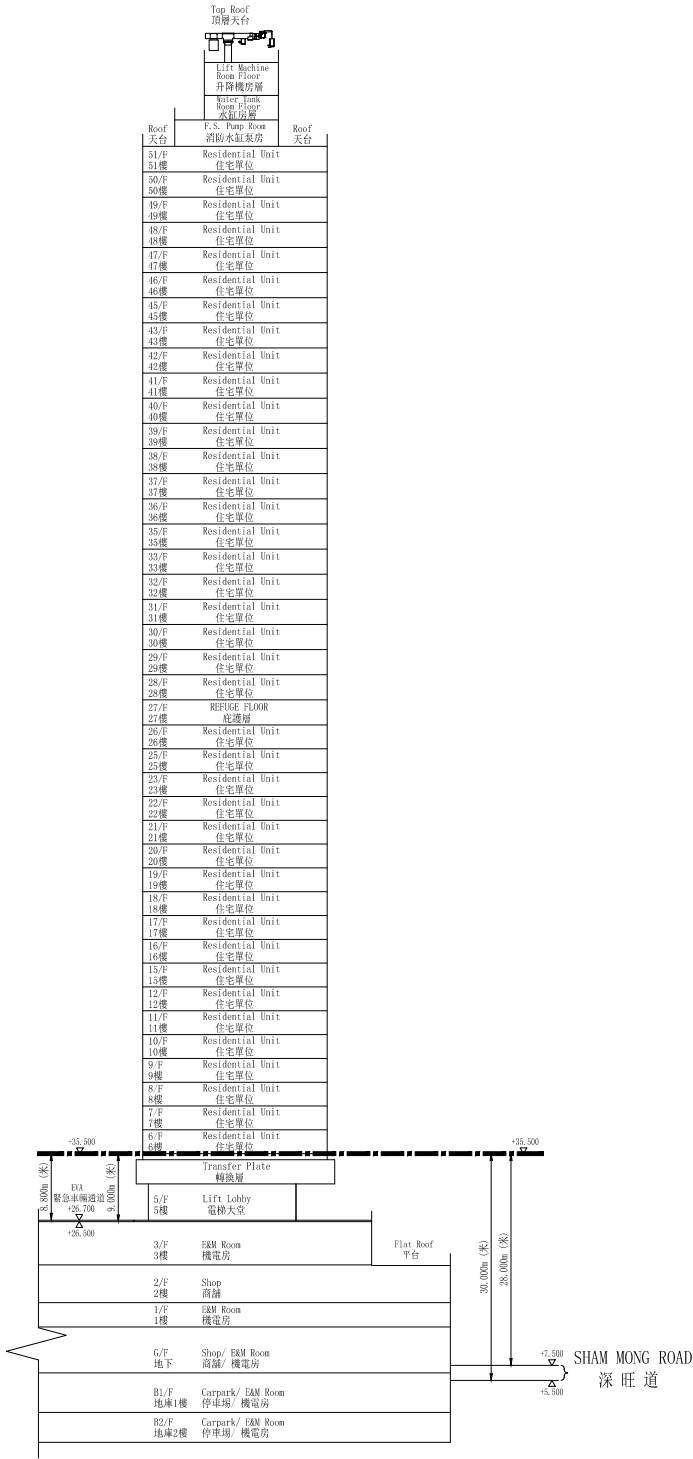
- a. 現建議買方聘用一間獨立的律師事務所 (代表擁有人行事者除外)，以在交易中代表買方行事。
- b. 如買方聘用上述的獨立的律師事務所，以在交易中代表買方行事，該律師事務所將會能夠向買方提供獨立意見。
- c. 如買方聘用代表擁有人行事的律師事務所同時代表買方行事，而擁有人與買方之間出現利益衝突—
  - (i) 該律師事務所可能不能夠保障買方的利益；及
  - (ii) 買方可能要聘用一間獨立的律師事務所；及
  - (iii) 如屬(c)(ii)段的情況，買方須支付的律師費用總數，可能高於如買方自一開始即聘用一間獨立的律師事務所便須支付的費用。

# CROSS-SECTION PLAN OF BUILDING IN THE PHASE

## 期數中的建築物的橫截面圖

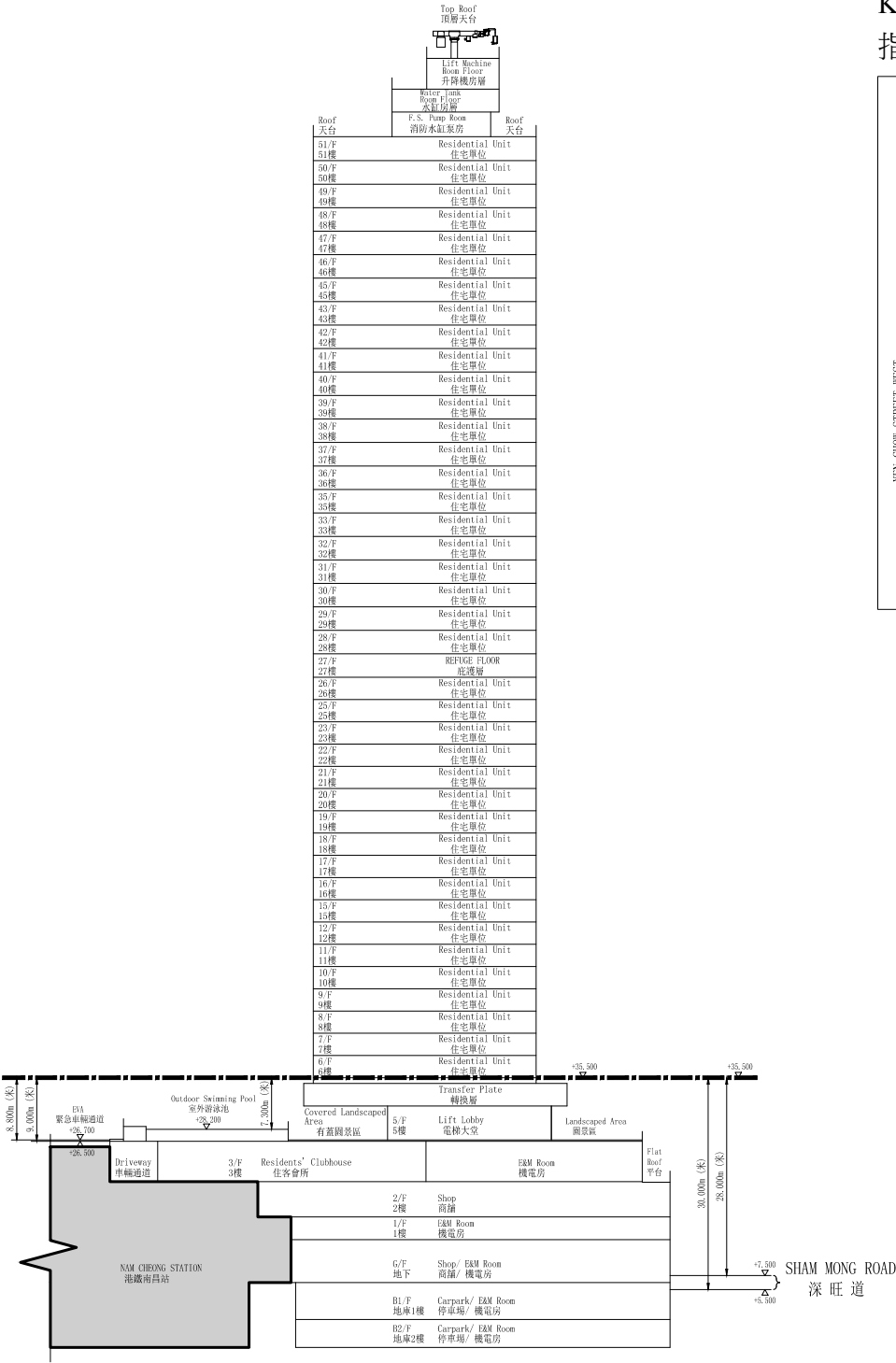


Tower 1 (1A&1B)  
第1座 (1A及1B)



Cross - Section A  
橫截面 A

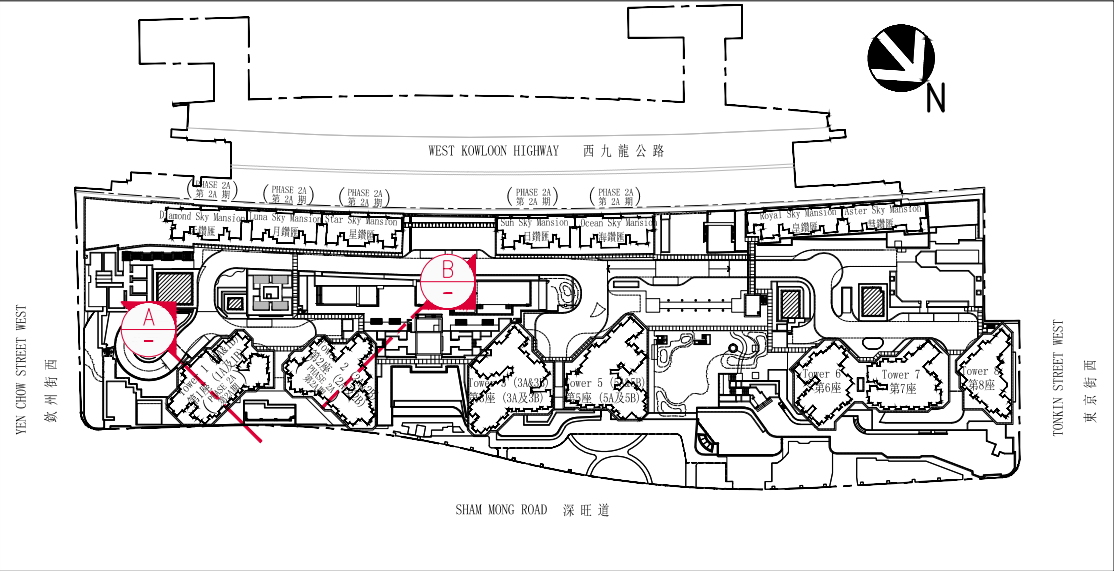
Tower 2 (2A&2B)  
第2座 (2A及2B)



Cross - Section B  
橫截面 B

### KEY PLAN

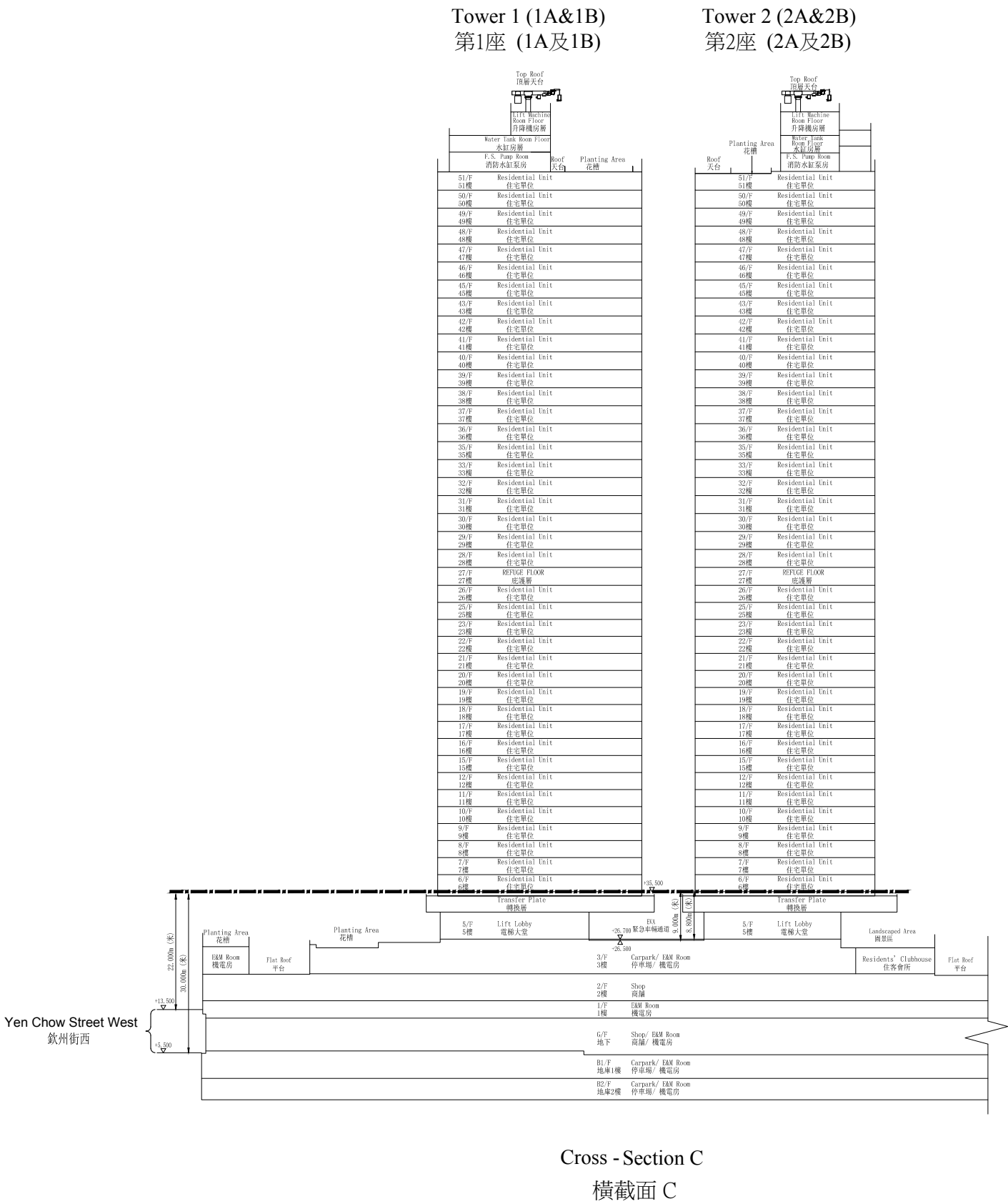
指示圖



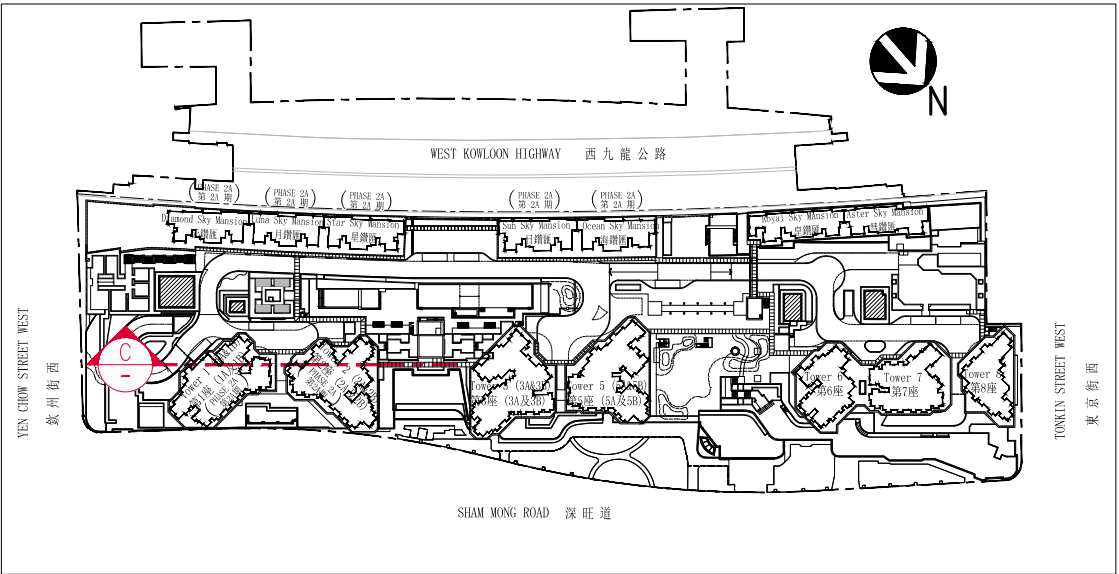
1. Dotted line denotes the level of the lowest residential floor.  
虛線代表最低住宅樓層水平。
2. The part of Sham Mong Road adjacent to the building is 5.500 metres to 7.500 metres above the Hong Kong Principal Datum.  
毗連建築物的一段深旺道為香港主水平基準以上5.500米至7.500米。
3. The part of Emergency Vehicular Access (EVA) adjacent to the building is 26.500 metres to 26.700 metres above the Hong Kong Principal Datum.  
毗連建築物的一段緊急車輛通道為香港主水平基準以上26.500米至26.700米。
4. ▽ or △ denotes height (in metres) above the Hong Kong Principal Datum.  
▽ 或 △ 代表香港主水平基準以上的高度(米)。

# CROSS-SECTION PLAN OF BUILDING IN THE PHASE

## 期數中的建築物的橫截面圖




### KEY PLAN 指示圖



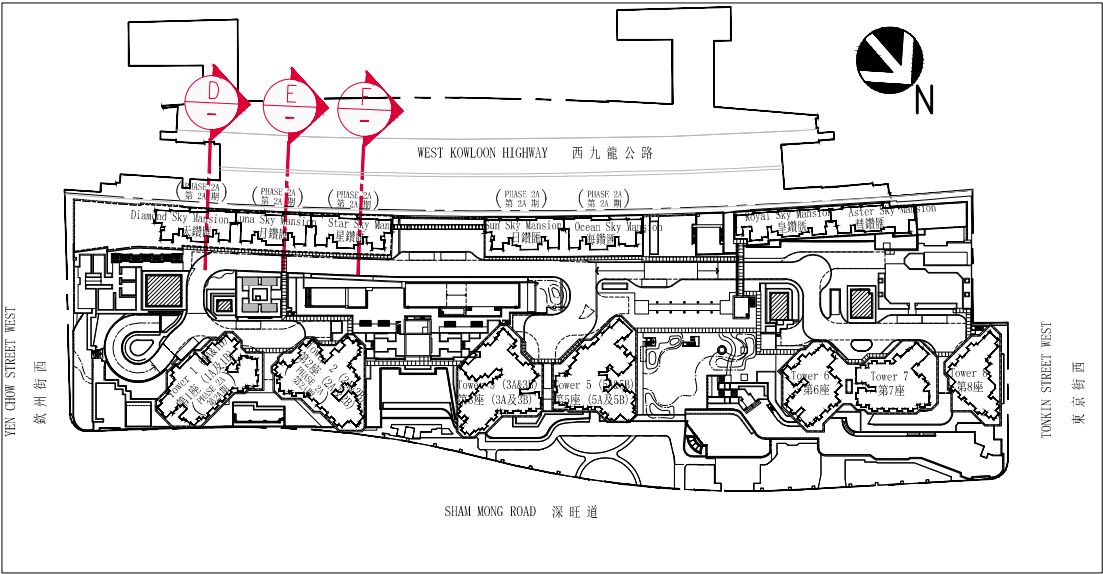
1. Dotted line denotes the level of the lowest residential floor.  
虛線代表最低住宅樓層水平。
2. The part of Yen Chow Street West adjacent to the building is 5.500 metres to 13.500 metres above the Hong Kong Principal Datum.  
毗連建築物的一段欽州街西為香港主水平基準以上5.500米至13.500米。
3. The part of Emergency Vehicular Access (EVA) adjacent to the building is 26.500 metres to 26.700 metres above the Hong Kong Principal Datum.  
毗連建築物的一段緊急車輛通道為香港主水平基準以上26.500米至26.700米。
4. or denotes height (in metres) above the Hong Kong Principal Datum.  
 或 代表香港主水平基準以上的高度(米)。

# CROSS-SECTION PLAN OF BUILDING IN THE PHASE

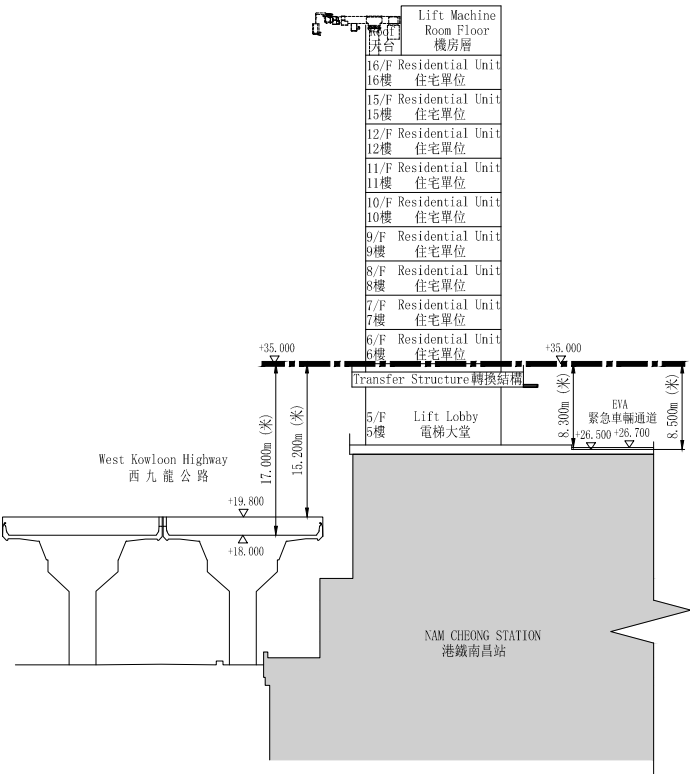
## 期數中的建築物的橫截面圖

- 1.  Dotted line denotes the level of the lowest residential floor.  
虛線代表最低住宅樓層水平。
- 2. The part of West Kowloon Highway adjacent to the building is 18.000 metres to 19.800 metres above the Hong Kong Principal Datum.  
毗連建築物的一段西九龍公路為香港主水平基準以上 18.000米至19.800米。
- 3. The part of Emergency Vehicular Access (EVA) adjacent to the building is 26.500 metres to 26.700 metres above the Hong Kong Principal Datum.  
毗連建築物的一段緊急車輛通道為香港主水平基準以上 26.500米至26.700米。
- 4.  $\nabla$  or  $\triangle$  denotes height (in metres) above the Hong Kong Principal Datum.  
 $\nabla$  或  $\triangle$  代表香港主水平基準以上的高度(米)。

KEY PLAN  
指示圖

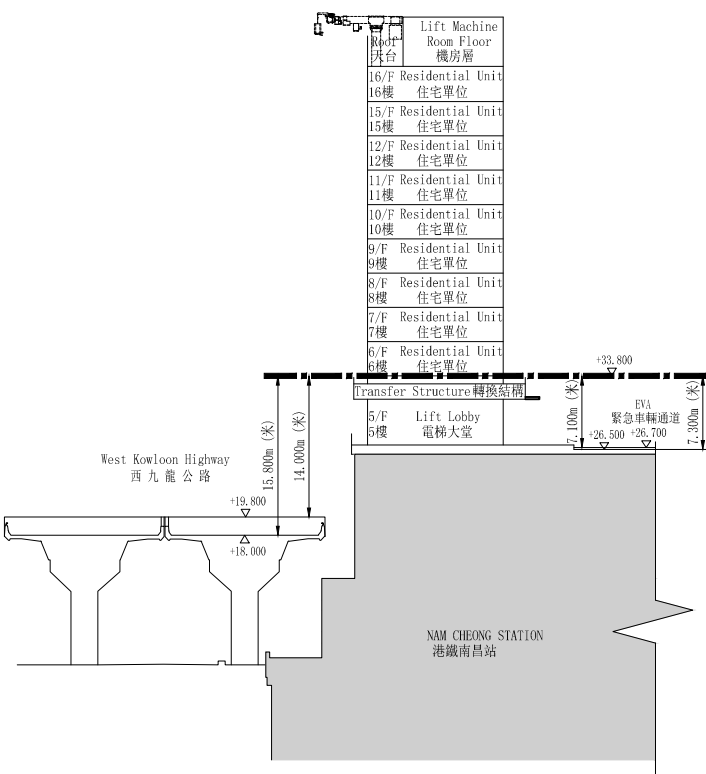


Diamond Sky Mansion  
天鑽匯



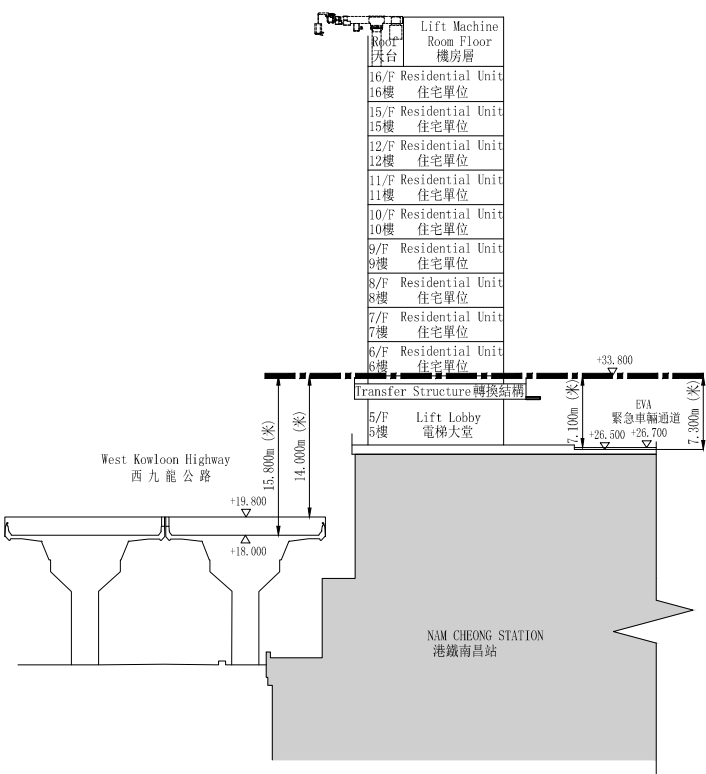
Cross-Section D  
橫截面 D

Luna Sky Mansion  
月鑽匯



Cross-Section E  
橫截面 E

Star Sky Mansion  
星鑽匯








Cross-Section F  
橫截面 F

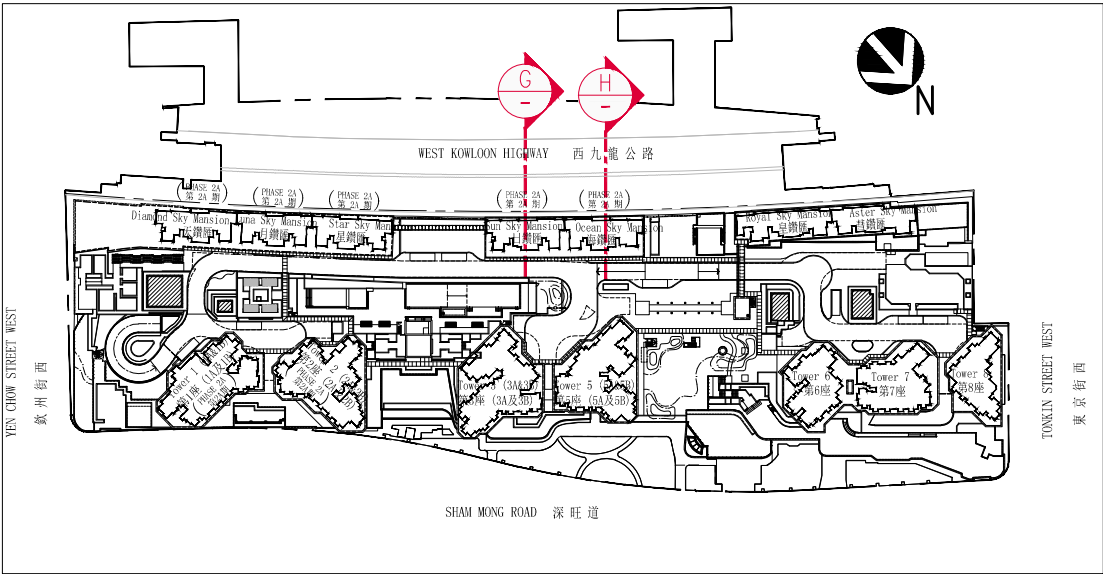


# CROSS-SECTION PLAN OF BUILDING IN THE PHASE

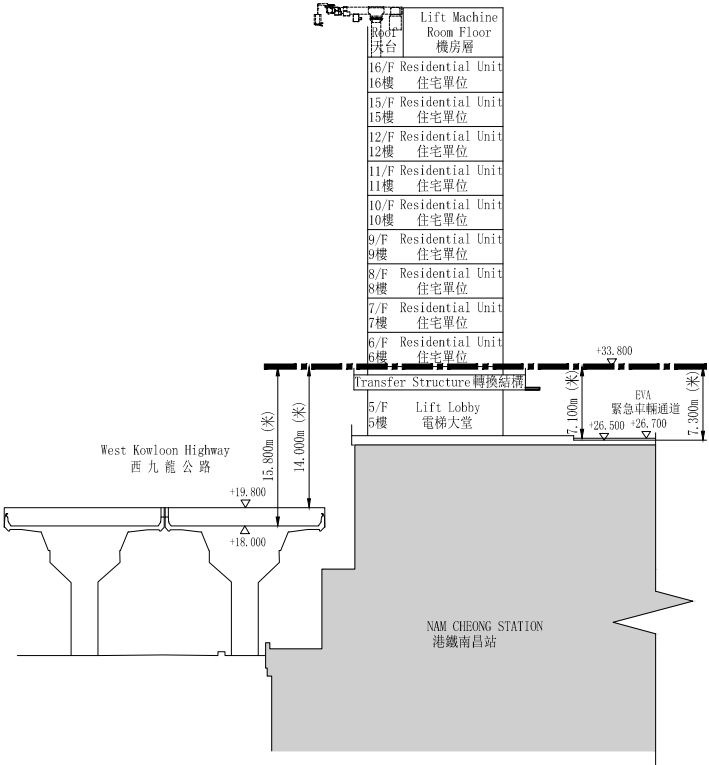
## 期數中的建築物的橫截面圖

1.  Dotted line denotes the level of the lowest residential floor.  
虛線代表最低住宅樓層水平。
2. The part of West Kowloon Highway adjacent to the building is 18.000 metres to 19.800 metres above the Hong Kong Principal Datum.  
毗連建築物的一段西九龍公路為香港主水平基準以上 18.000米至19.800米。
3. The part of Emergency Vehicular Access (EVA) adjacent to the building is 26.500 metres to 26.700 metres above the Hong Kong Principal Datum.  
毗連建築物的一段緊急車輛通道為香港主水平基準以上 26.500米至26.700米。
4.  or  denotes height (in metres) above the Hong Kong Principal Datum.  
 或  代表香港主水平基準以上的高度(米)。

KEY PLAN  
指示圖

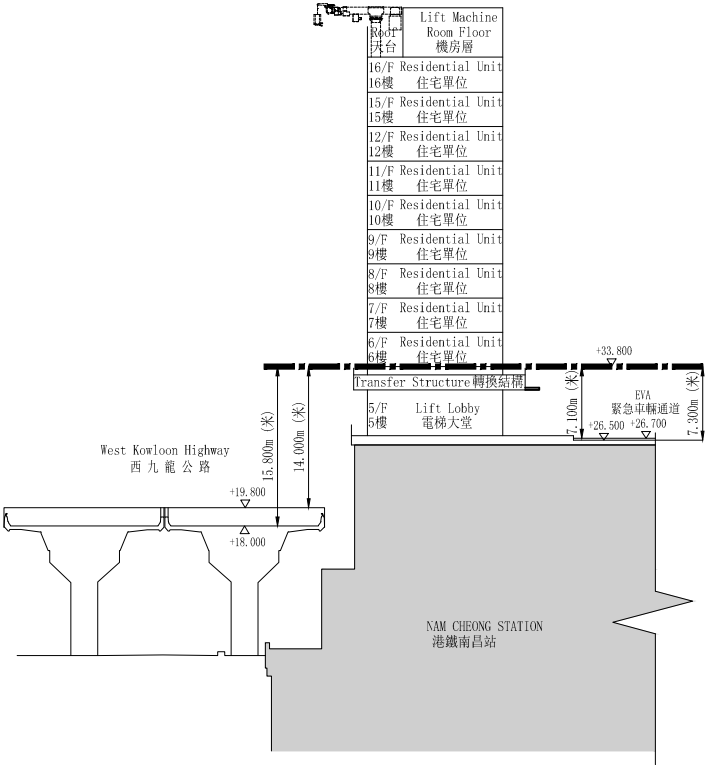


Sun Sky Mansion  
日鑽匯



Cross-Section G  
橫截面 G






Ocean Sky Mansion  
海鑽匯



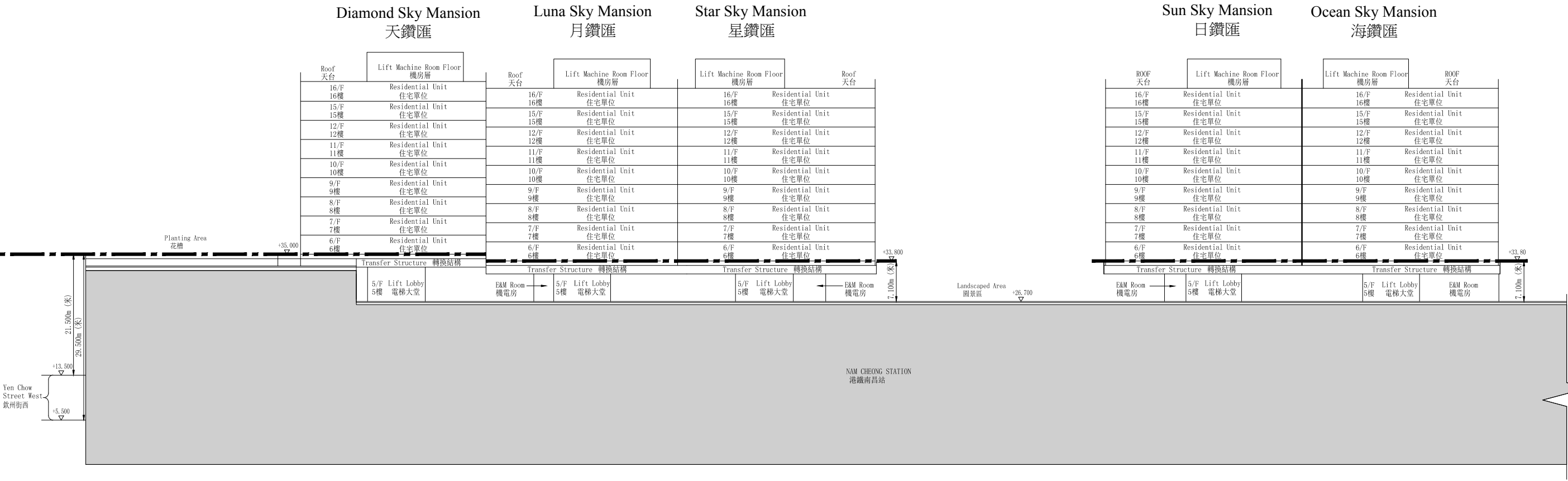
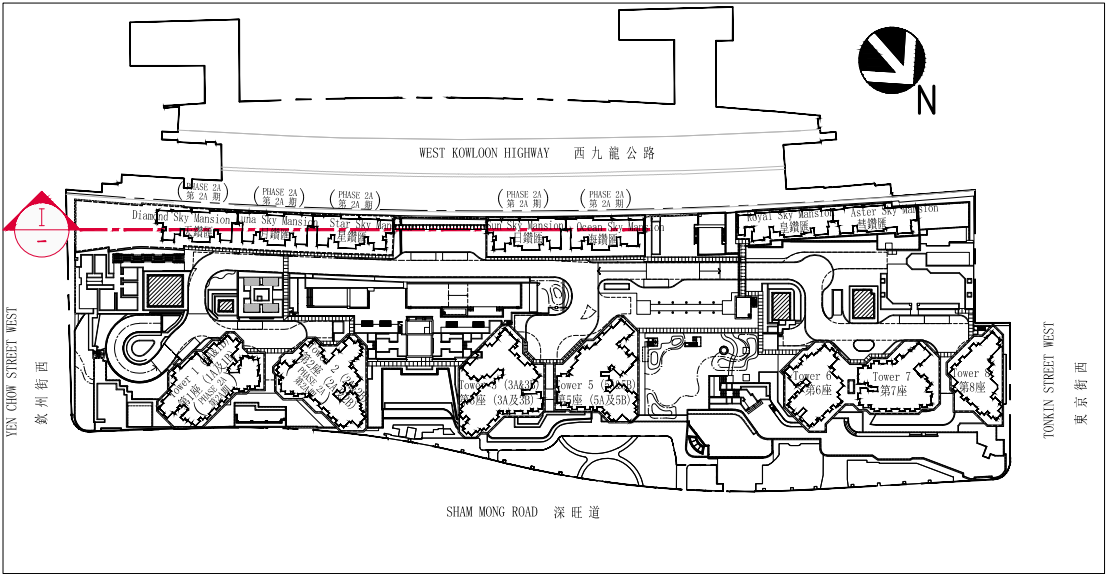
Cross-Section H  
橫截面 H

# CROSS-SECTION PLAN OF BUILDING IN THE PHASE

## 期數中的建築物的橫截面圖

1.  Dotted line denotes the level of the lowest residential floor.  
虛線代表最低住宅樓層水平。
2. The part of Yen Chow Street West adjacent to the building is 5.500 metres to 13.500 metres above the Hong Kong Principal Datum.  
毗連建築物的一段欽州街西為香港主水平基準以上5.500米至13.500米。
3.  or  denotes height (in metres) above the Hong Kong Principal Datum.  
 或  代表香港主水平基準以上的高度(米)。

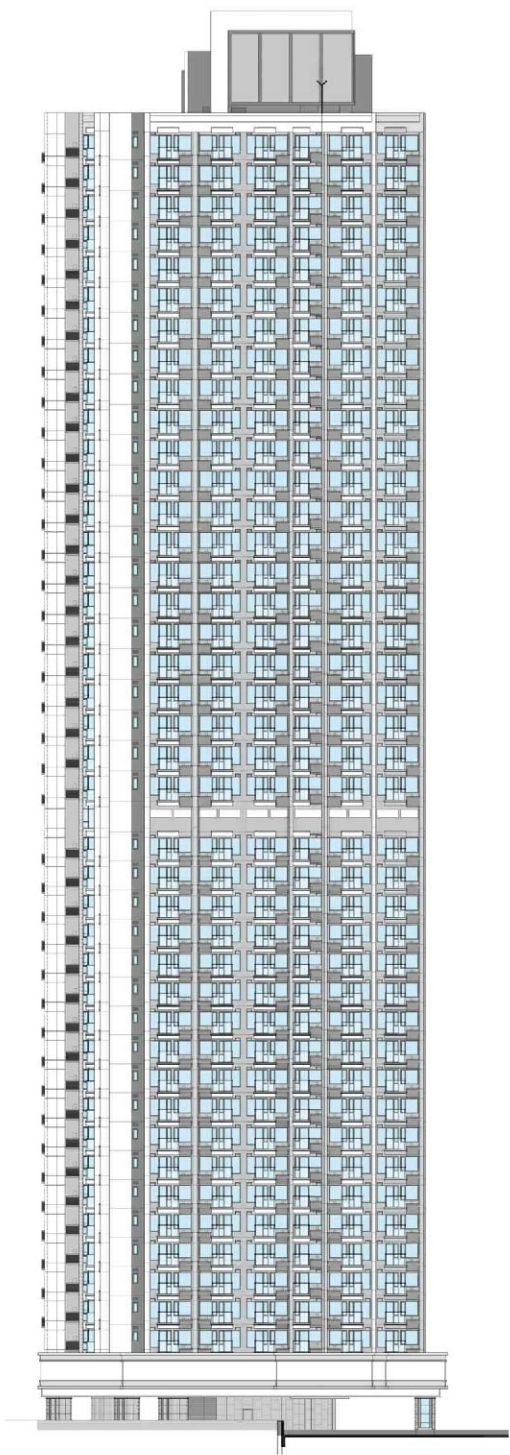
KEY PLAN  
指示圖



Cross-Section I  
橫截面 I

ELEVATION PLAN FOR THE PHASE  
期數中的立面圖

Tower 1 (1A&1B)  
第1座 (1A及1B)



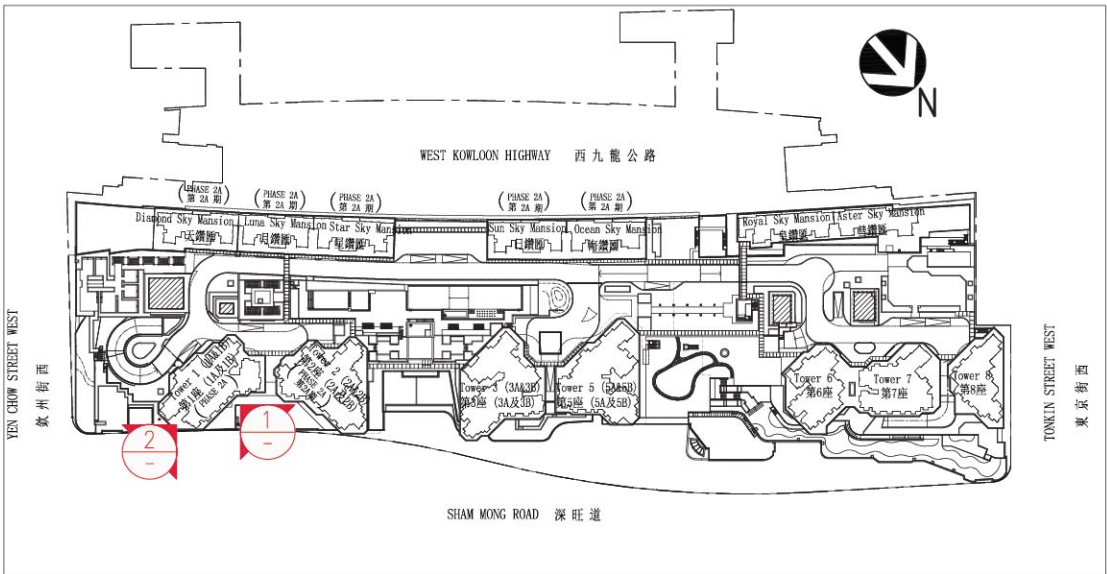
Elevation 1  
立面 1

Tower 1 (1A&1B)  
第1座 (1A及1B)



Elevation 2  
立面 2

KEY PLAN  
指示圖



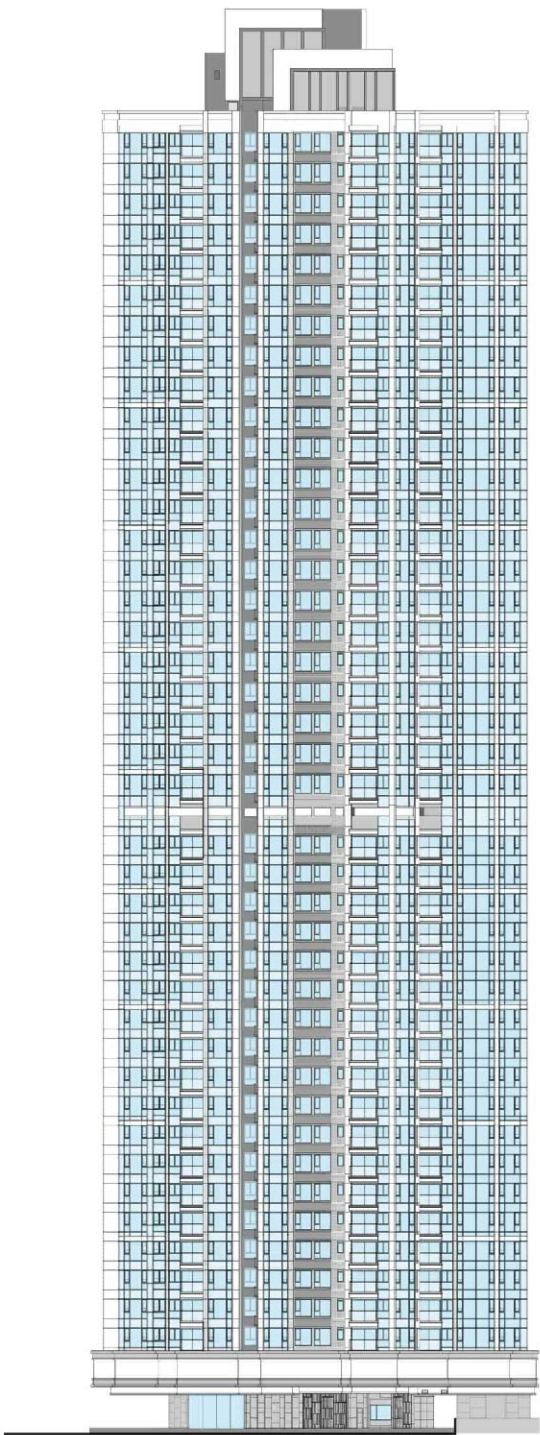
Authorized Person for the Phase certified that the elevations shown on this plan:  
(a) are prepared on the basis of the submitted building plans for the Phase as of 2 August 2017; and  
(b) are in general accordance with the outward appearance of the Phase.

期數的認可人士證明本圖顯示的立面：  
(a) 以2017年8月2日的情況為準的期數的建築圖則為基礎擬備；及  
(b) 大致上與期數的外觀一致。



ELEVATION PLAN FOR THE PHASE  
期數中的立面圖

Tower 1 (1A&1B)  
第1座 (1A及1B)



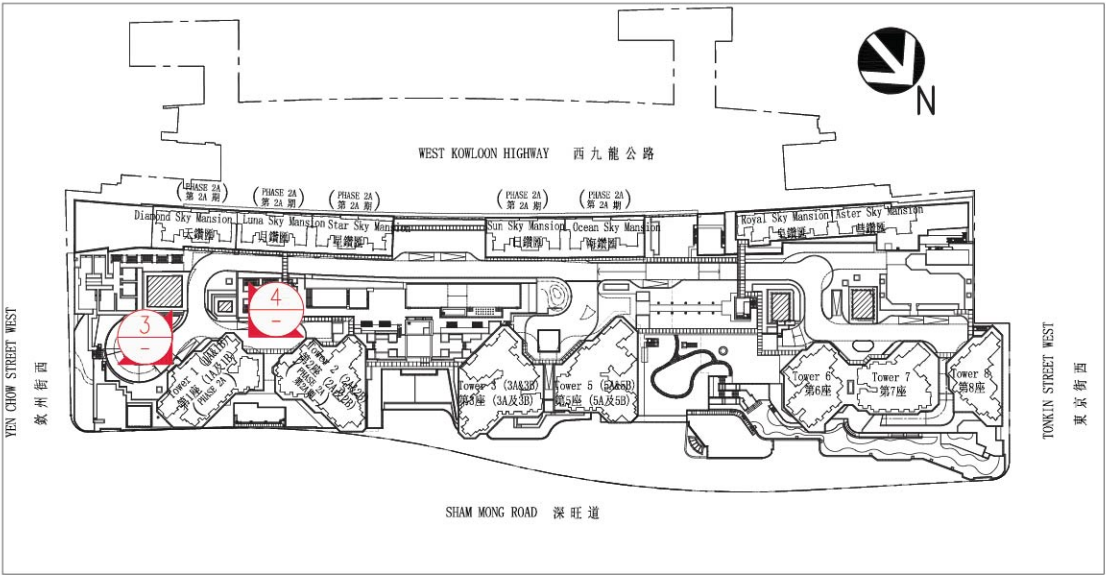
Elevation 3  
立面 3

Tower 1 (1A&1B)  
第1座 (1A及1B)



Elevation 4  
立面 4

KEY PLAN  
指示圖



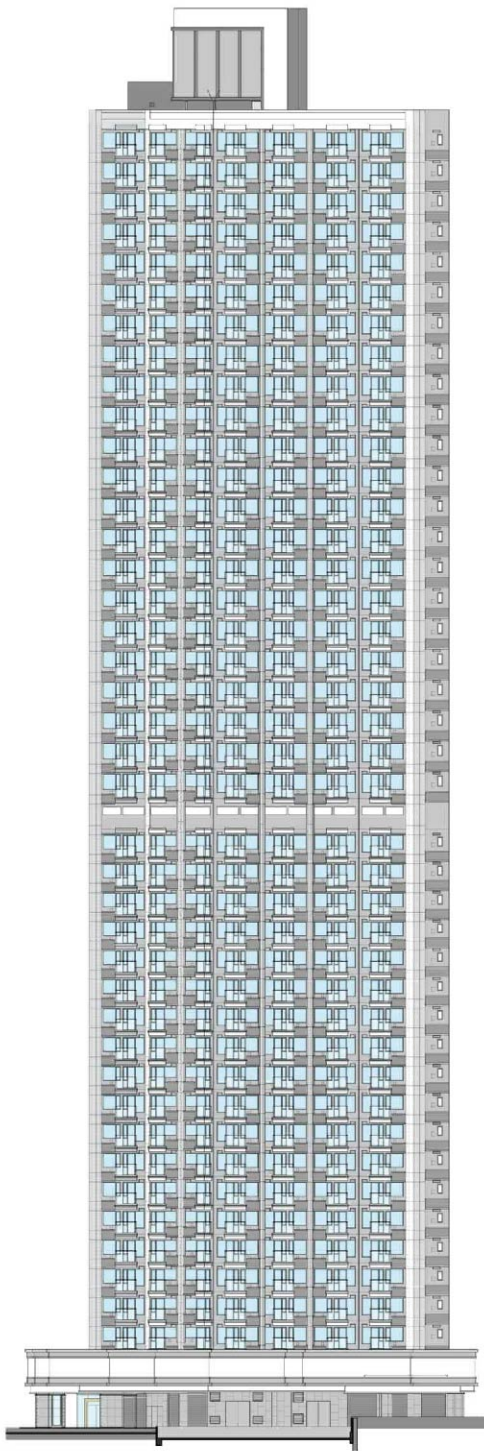
Authorized Person for the Phase certified that the elevations shown on this plan:  
(a) are prepared on the basis of the submitted building plans for the Phase as of  
2 August 2017; and  
(b) are in general accordance with the outward appearance of the Phase.

期數的認可人士證明本圖顯示的立面：  
(a) 以2017年8月2日的情況為準的期數的建築圖則為基礎擬備；及  
(b) 大致上與期數的外觀一致。



ELEVATION PLAN FOR THE PHASE  
期數中的立面圖

Tower 2 (2A&2B)  
第2座 (2A及2B)



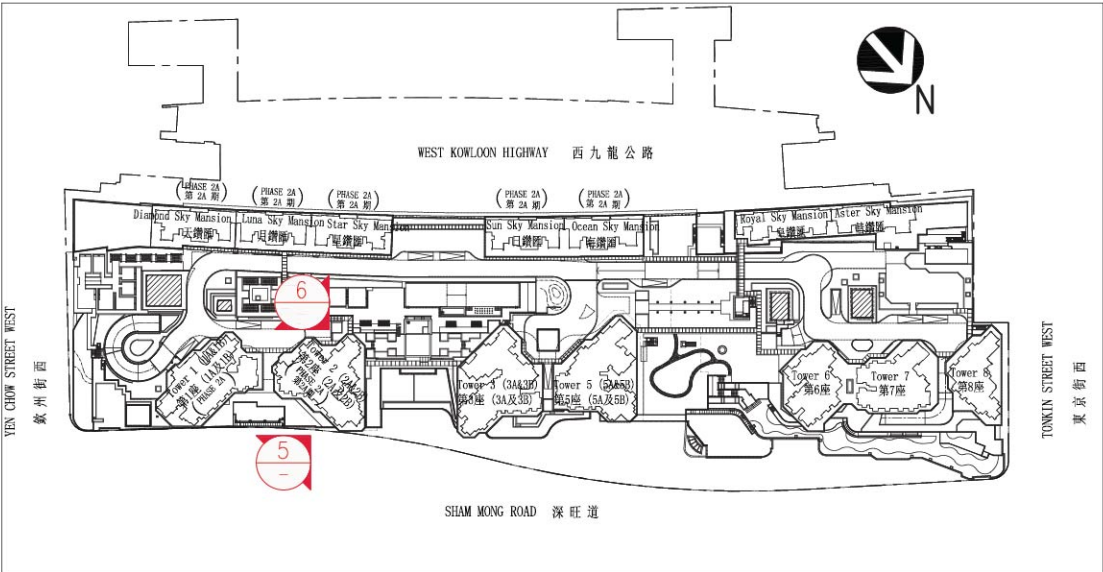
Elevation 5  
立面 5

Tower 2 (2A&2B)  
第2座 (2A及2B)



Elevation 6  
立面 6

KEY PLAN  
指示圖



Authorized Person for the Phase certified that the elevations shown on this plan:  
(a) are prepared on the basis of the submitted building plans for the Phase as of  
2 August 2017; and  
(b) are in general accordance with the outward appearance of the Phase.


期數的認可人士證明本圖顯示的立面：  
(a) 以2017年8月2日的情況為準的期數的建築圖則為基礎擬備；及  
(b) 大致上與期數的外觀一致。



# ELEVATION PLAN FOR THE PHASE

## 期數中的立面圖

Tower 2 (2A&2B)  
第2座 (2A及2B)



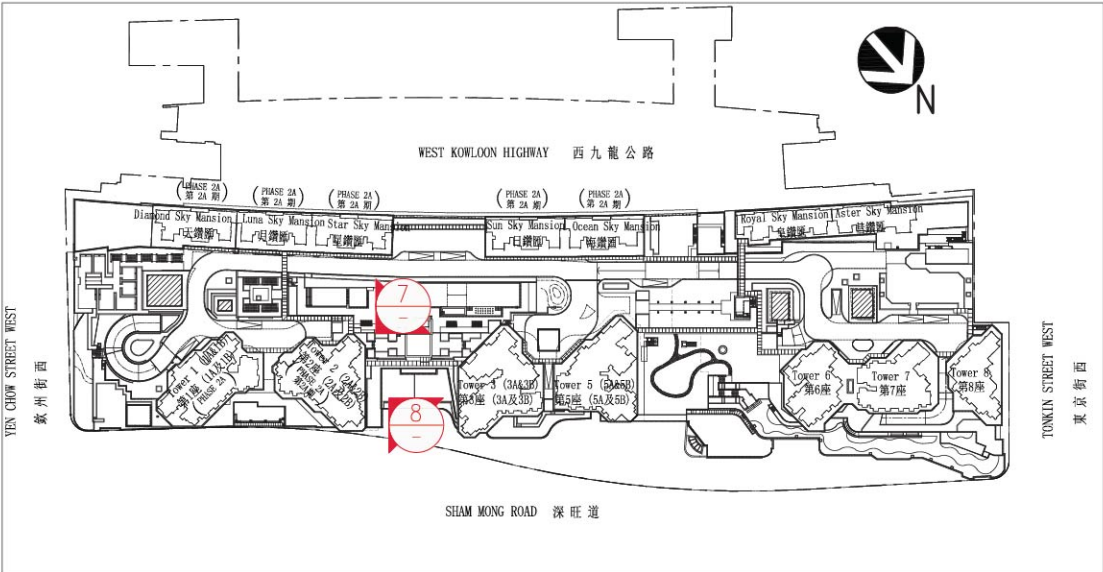
Elevation 7  
立面 7

Tower 2 (2A&2B)  
第2座 (2A及2B)



Elevation 8  
立面 8

KEY PLAN  
指示圖



Authorized Person for the Phase certified that the elevations shown on this plan:  
(a) are prepared on the basis of the submitted building plans for the Phase as of 2 August 2017; and  
(b) are in general accordance with the outward appearance of the Phase.

期數的認可人士證明本圖顯示的立面：  
(a) 以2017年8月2日的情況為準的期數的建築圖則為基礎擬備；及  
(b) 大致上與期數的外觀一致。



# ELEVATION PLAN FOR THE PHASE

## 期數中的立面圖

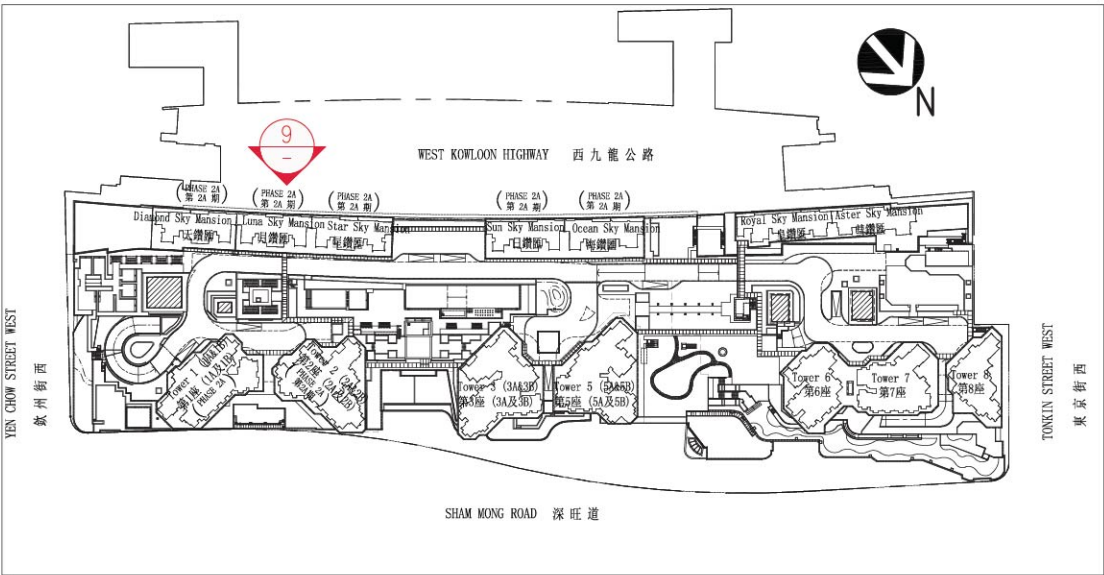
Authorized Person for the Phase certified that the elevations shown on this plan:

- (a) are prepared on the basis of the approved building plans for the phase as of 2 August 2017; and
- (b) are in general accordance with the outward appearance of the Phase.

期數的認可人士證明本圖顯示的立面：

- (a) 以2017年8月2日的情況為準的期數的經批准的建築圖則為基礎擬備；及
- (b) 大致上與期數的外觀一致。

KEY PLAN  
指示圖



Elevation 9  
立面 9



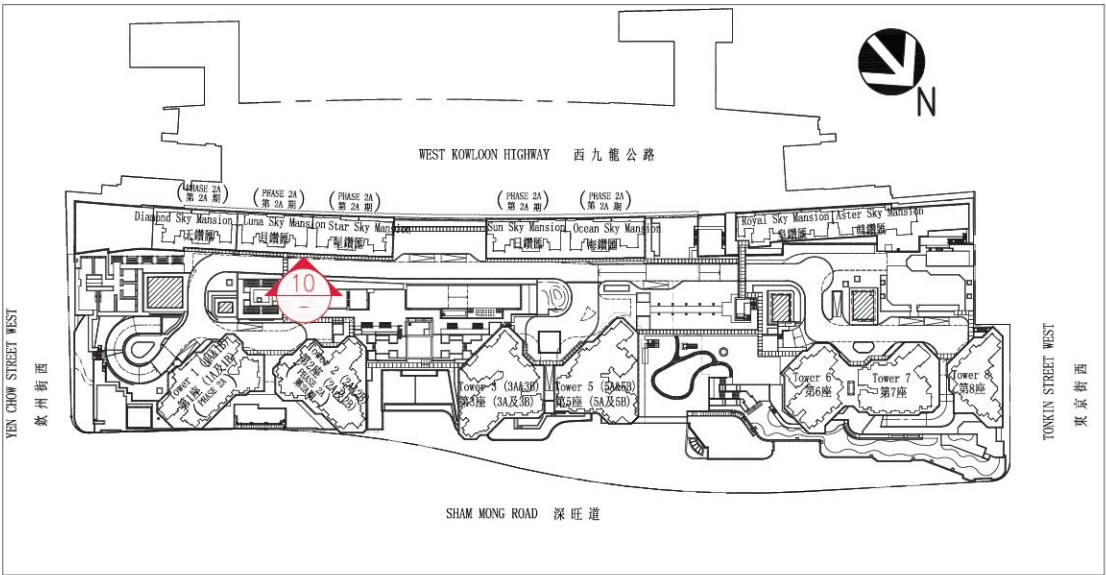
# ELEVATION PLAN FOR THE PHASE

## 期數中的立面圖

Authorized Person for the Phase certified that the elevations shown on this plan:  
(a) are prepared on the basis of the approved building plans for the phase as of 2 August 2017; and  
(b) are in general accordance with the outward appearance of the Phase.

期數的認可人士證明本圖顯示的立面：  
(a) 以2017年8月2日的情況為準的期數的經批准的建築圖則為基礎擬備；及  
(b) 大致上與期數的外觀一致。

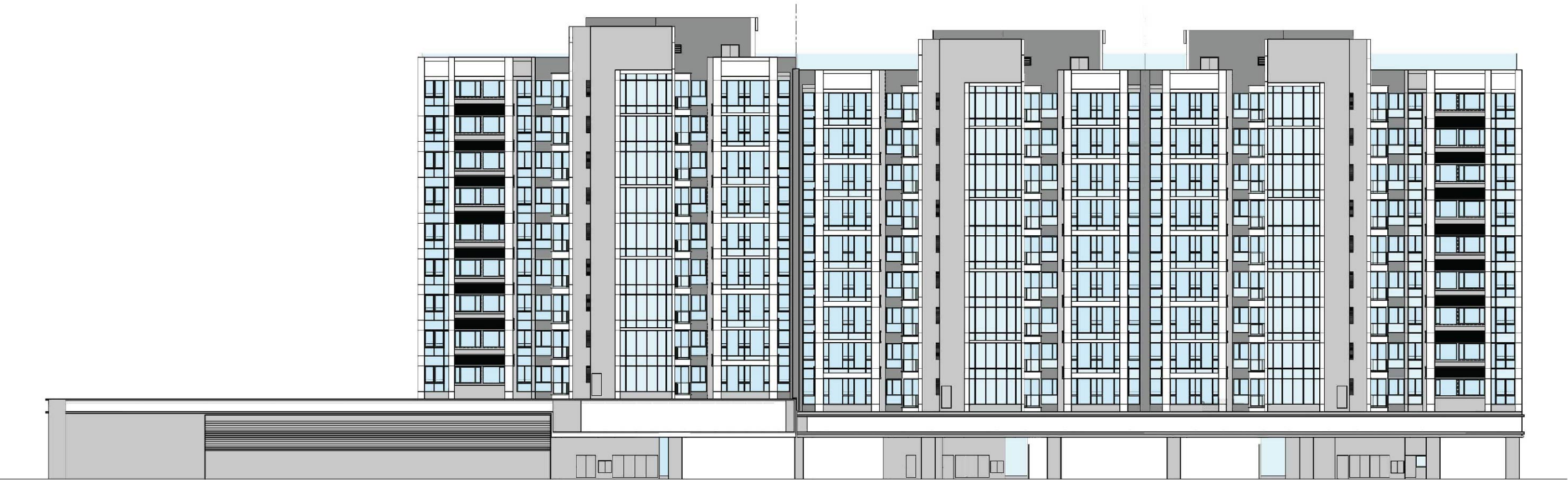
KEY PLAN  
指示圖



Diamond Sky Mansion  
天鑽匯

Luna Sky Mansion  
月鑽匯

Star Sky Mansion  
星鑽匯



Elevation 10  
立面 10

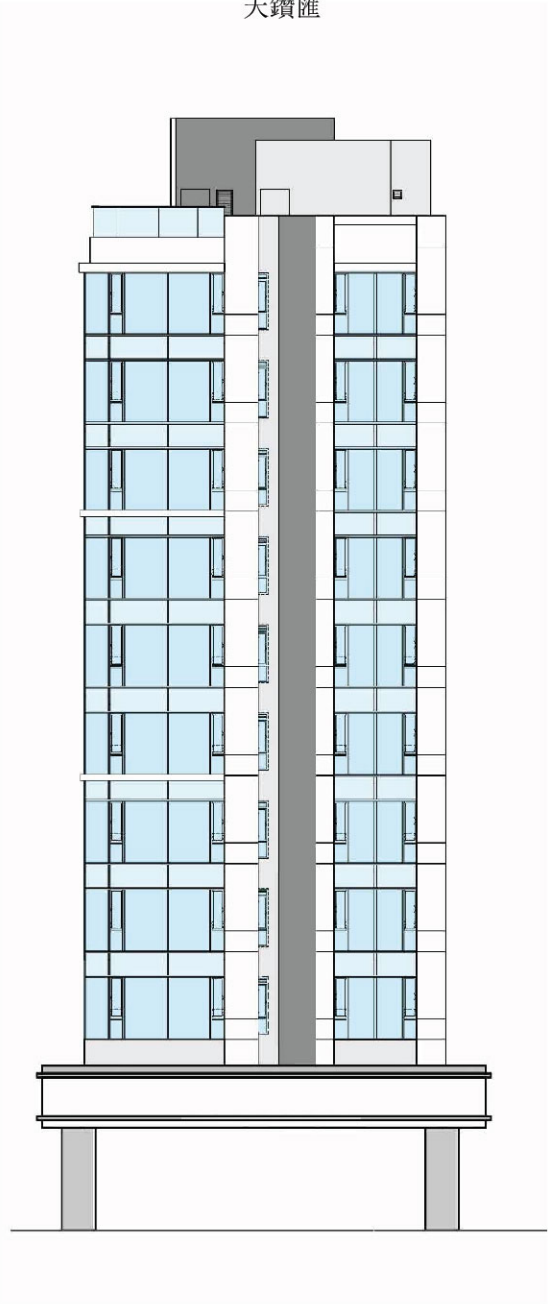
# ELEVATION PLAN FOR THE PHASE

## 期數中的立面圖

Authorized Person for the Phase certified that the elevations shown on this plan:  
(a) are prepared on the basis of the approved building plans for the phase as of 2 August 2017; and  
(b) are in general accordance with the outward appearance of the Phase.

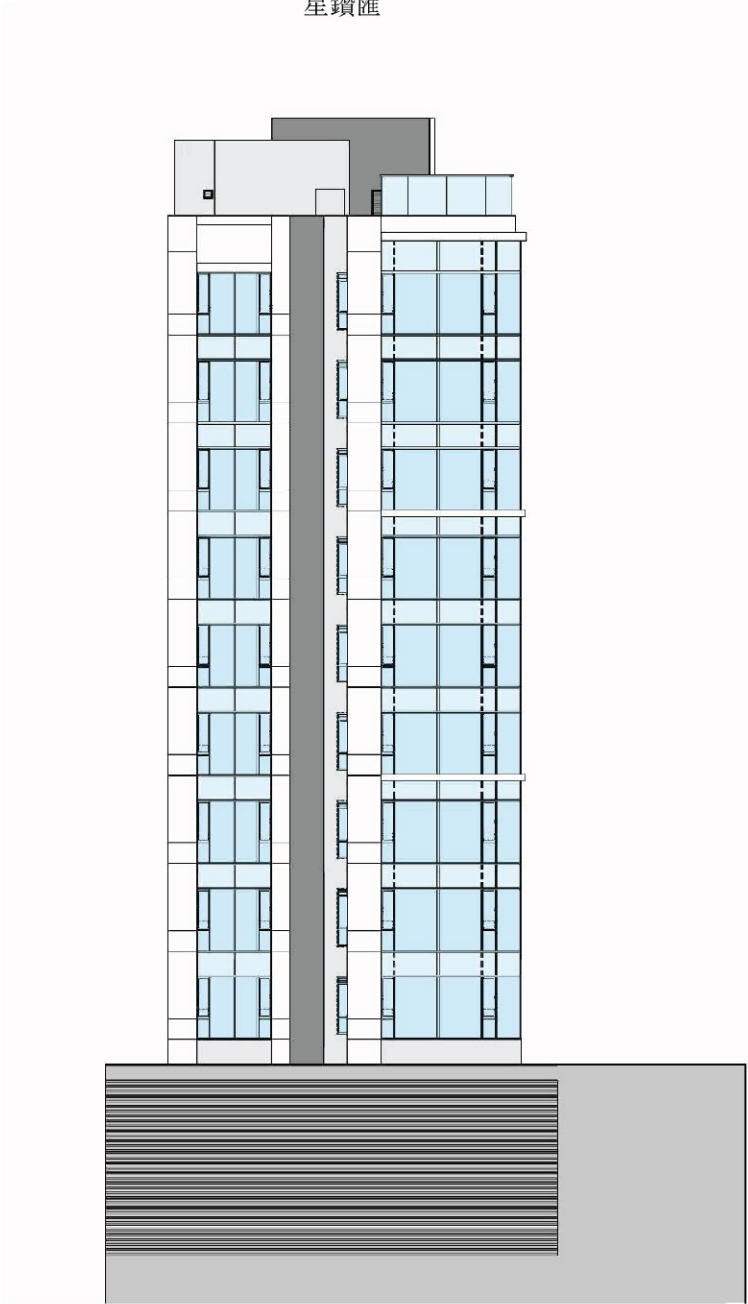
期數的認可人士證明本圖顯示的立面：  
(a) 以2017年8月2日的情況為準的期數的經批准的建築圖則為基礎擬備；及  
(b) 大致上與期數的外觀一致。

Diamond Sky Mansion  
天鑽匯



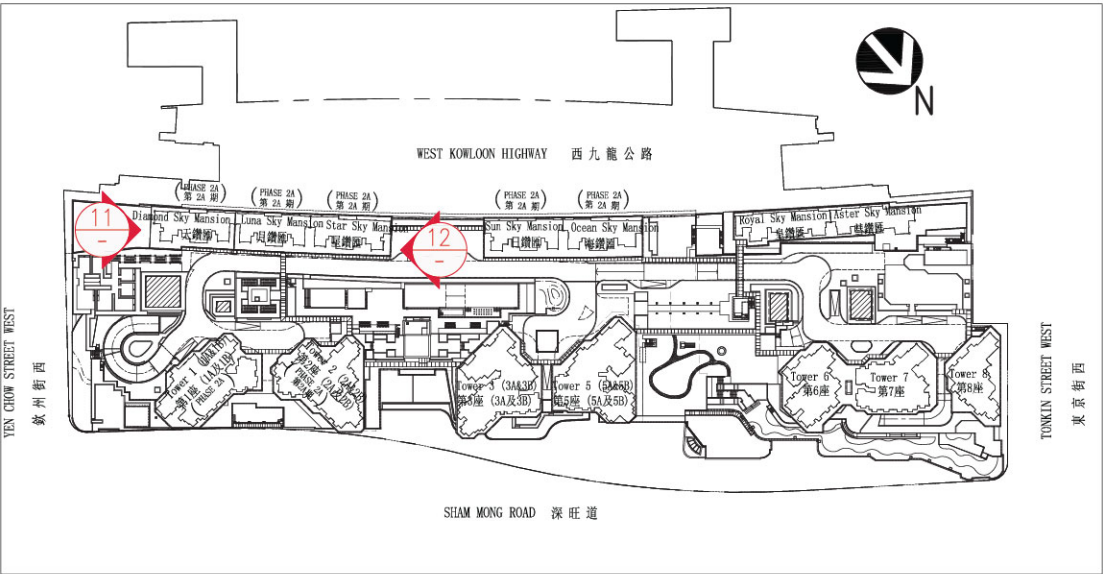
Elevation 11  
立面 11

Star Sky Mansion  
星鑽匯



Elevation 12  
立面 12

KEY PLAN  
指示圖





# ELEVATION PLAN FOR THE PHASE

## 期數中的立面圖

Authorized Person for the Phase certified that the elevations shown on this plan:

(a) are prepared on the basis of the approved building plans for the phase as of 2 August 2017; and

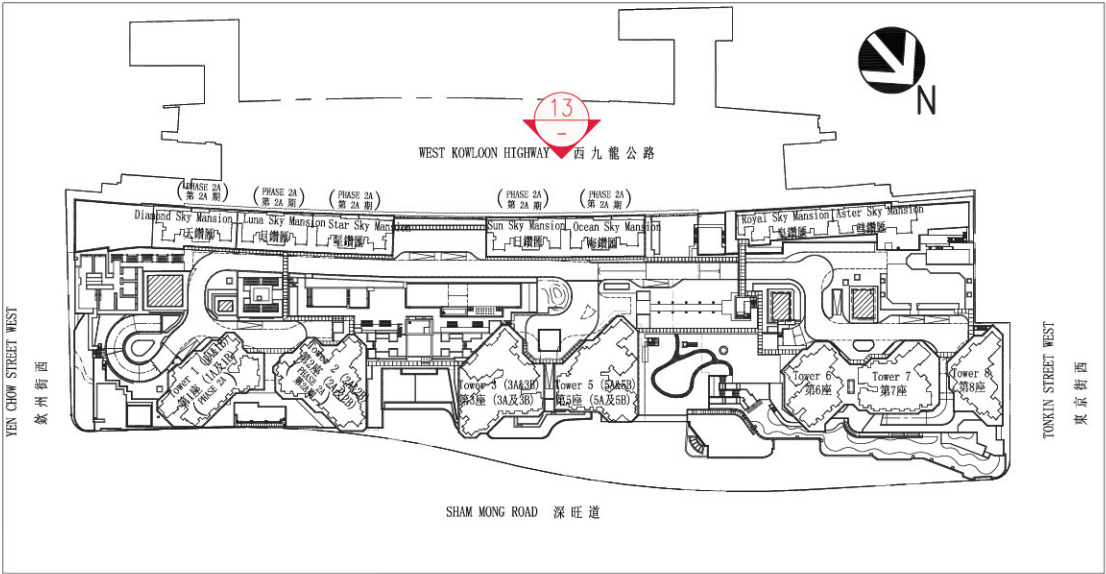
(b) are in general accordance with the outward appearance of the Phase.

期數的認可人士證明本圖顯示的立面：

(a) 以2017年8月2日的情況為準的期數的經批准的建築圖則為基礎擬備；及

(b) 大致上與期數的外觀一致。

KEY PLAN  
指示圖



Elevation 13  
立面 13



# ELEVATION PLAN FOR THE PHASE

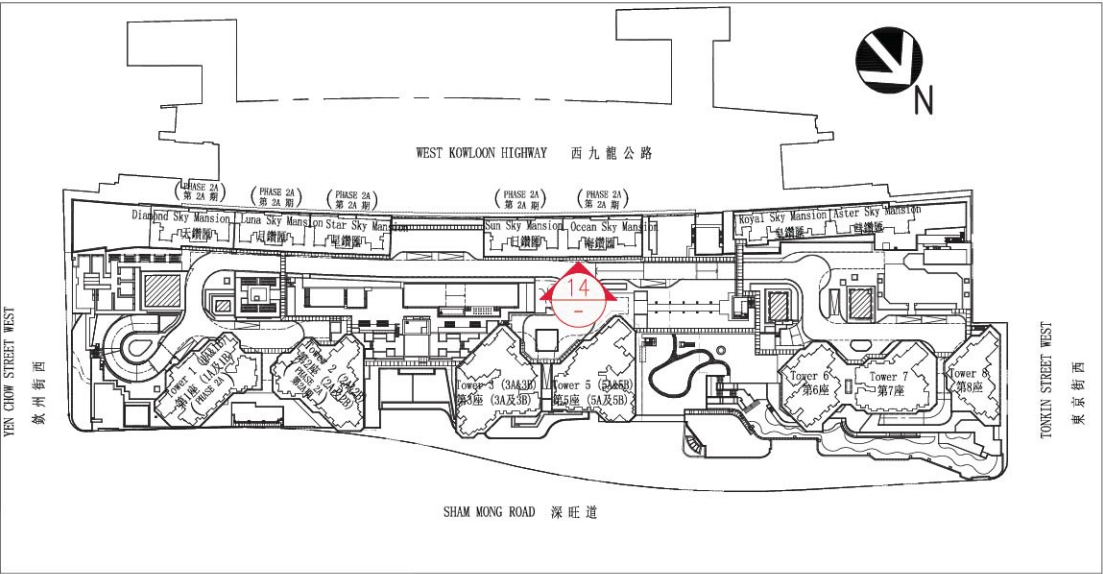
## 期數中的立面圖

Authorized Person for the Phase certified that the elevations shown on this plan:  
(a) are prepared on the basis of the approved building plans for the phase as of 2 August 2017; and  
(b) are in general accordance with the outward appearance of the Phase.

期數的認可人士證明本圖顯示的立面：  
(a) 以2017年8月2日的情況為準的期數的經批准的建築圖則為基礎擬備；及  
(b) 大致上與期數的外觀一致。

### KEY PLAN

#### 指示圖



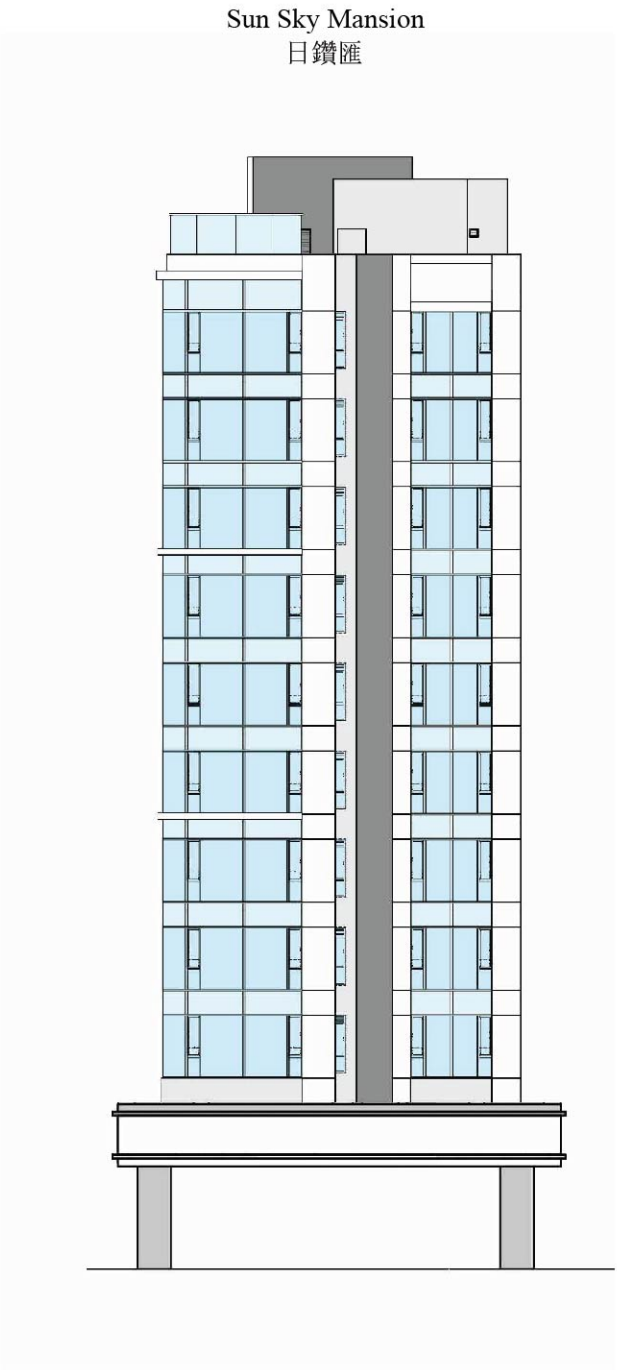
Elevation 14  
立面 14

# ELEVATION PLAN FOR THE PHASE

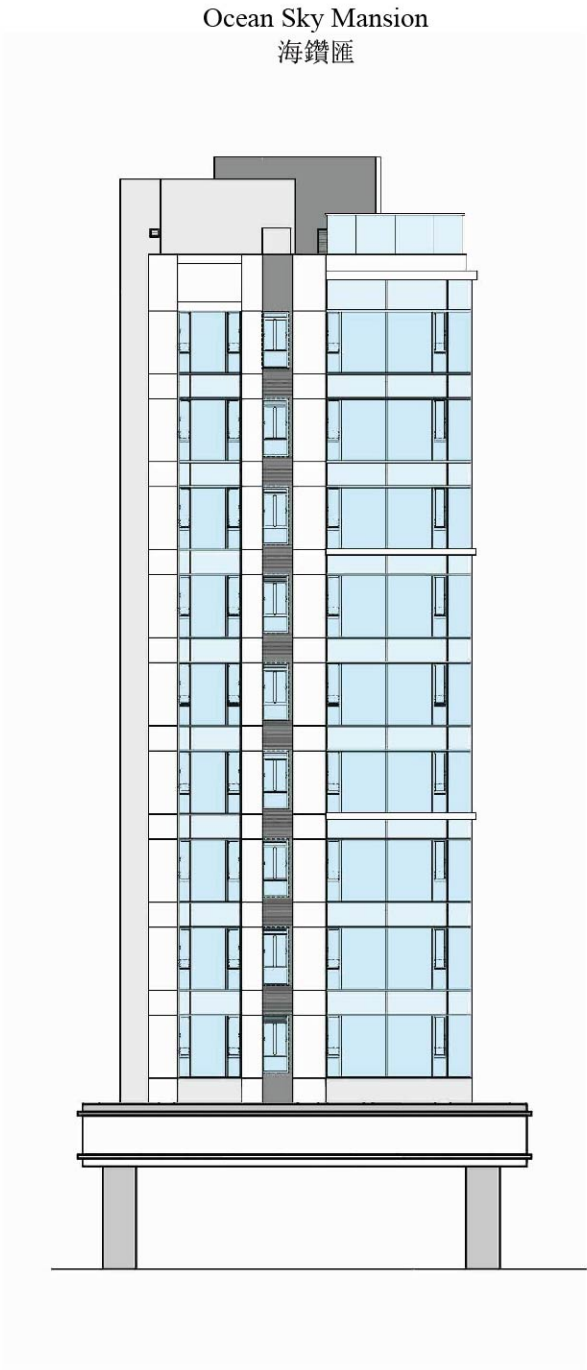
## 期數中的立面圖

Authorized Person for the Phase certified that the elevations shown on this plan:  
(a) are prepared on the basis of the approved building plans for the phase as of 2 August 2017; and  
(b) are in general accordance with the outward appearance of the Phase.

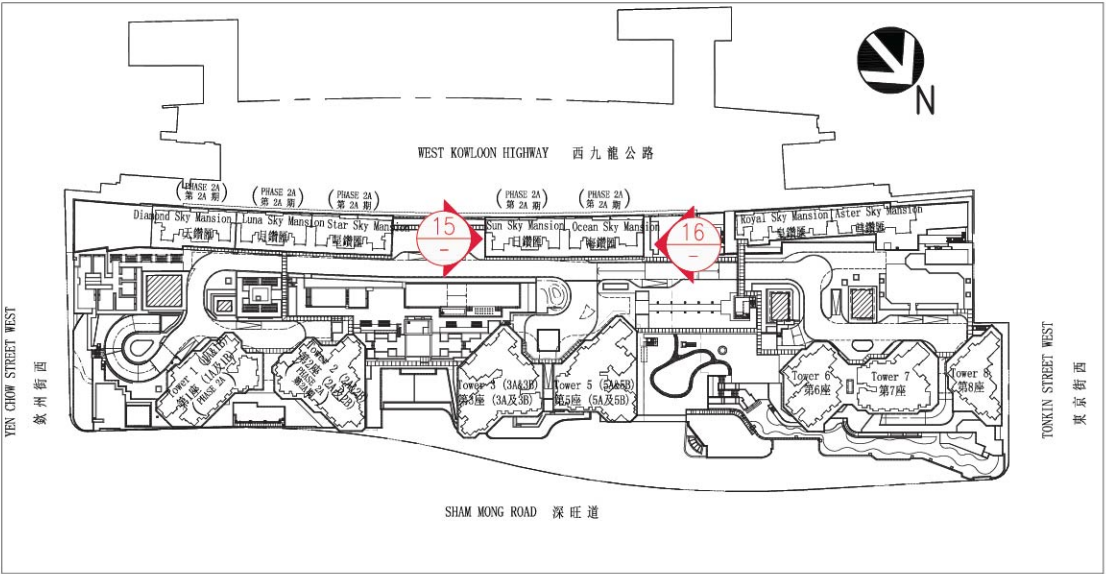
期數的認可人士證明本圖顯示的立面：  
(a) 以2017年8月2日的情況為準的期數的經批准的建築圖則為基礎擬備；及  
(b) 大致上與期數的外觀一致。



Elevation 15  
立面 15



Elevation 16  
立面 16





# INFORMATION ON COMMON FACILITIES IN THE PHASE

## 期數中的公用設施的資料

Description 描述		Covered 有蓋	Uncovered 露天	Total Area 總面積
Residents' clubhouse (including any recreational facilities for residents' use) 住客會所 (包括任何供住客使用的康樂設施)	sq. ft. 平方呎	34100	-	34100
	sq. m. 平方米	3167.948	-	3167.948
Communal garden or play area for residents' use on the roof, or on any floor between the roof and the lowest residential floor, of a building in the Phase (whether known as a communal sky garden or otherwise) 位於期數中的建築物的天台或在天台和最低一層住宅樓層之間的任何一層的、供住客使用的公用花園或遊樂地方 (不論是稱為公用空中花園或有其他名稱)	sq. ft. 平方呎	540	11474	12014
	sq. m. 平方米	50.175	1065.969	1116.144
Communal garden or play area for residents' use below the lowest residential floor of a building in the Phase (whether known as a covered and landscaped play area or otherwise) 位於期數中的建築物的最低一層住宅樓層以下的、供住客使用的公用花園或遊樂地方 (不論是稱為有蓋及園景的遊樂場或有其他名稱)	sq. ft. 平方呎	37136	108500	145636
	sq. m. 平方米	3450.056	10079.895	13529.951

Note: Areas in square meters as specified above are based on the latest approved building plans. Areas in square feet are converted at a rate of 1 square meter to 10.764 square feet and rounded off to the nearest integer.  
備註: 上述所列以平方米顯示之面積乃依據最近的經批准的建築圖則。以平方呎顯示之面積均依據1平方米=10.764平方呎換算，並四捨五入至整數。

# INSPECTION OF PLANS AND DEED OF MUTUAL COVENANT

## 閱覽圖則及公契



1. A copy of the outline zoning plan relating to the development is available at [www.ozp.tpb.gov.hk](http://www.ozp.tpb.gov.hk).
2. A copy of the latest draft of every deed of mutual covenant in respect of the residential property as at the date on which the residential property is offered to be sold is available for inspection at the place at which the residential property is offered to be sold.
3. The inspection is free of charge.

1. 備有關於本發展項目的分區計劃大綱圖的文本供閱覽的互聯網網站的網址為[www.ozp.tpb.gov.hk](http://www.ozp.tpb.gov.hk)。
2. 關於住宅物業的每一公契在將住宅物業提供出售的日期的最新擬稿存放在住宅物業的售樓處，以供閱覽。
3. 無須為閱覽付費。



# FITTINGS, FINISHES AND APPLIANCES

## 裝置、裝修物料及設備

### 1. EXTERIOR FINISHES

Item	Description			
(a) External wall	Type of finishes	Curtain wall, window, metal louvre, aluminum cladding, glass cladding and external wall ceramic tiles		
(b) Window	Material of frame	Aluminum window frame		
	Material of glass	Insulated-Glass-Unit (IGU) glass panels with low-E coating, single glazing with acid-etched finish and single glazing (if applicable)		
(c) Bay window	Material of bay window	Tower 1 (1A&1B) and Tower 2 (2A&2B): Not applicable Diamond Sky Mansion, Luna Sky Mansion, Star Sky Mansion, Sun Sky Mansion and Ocean Sky Mansion: reinforced concrete		
	Material of window sill finishes	Tower 1 (1A&1B) and Tower 2 (2A&2B): Not applicable Diamond Sky Mansion, Luna Sky Mansion, Star Sky Mansion, Sun Sky Mansion and Ocean Sky Mansion: reconstituted stone		
(d) Planter	Type of finishes	Not applicable		
(e) Verandah or Balcony	Type of finishes	Balcony		
		Floor	Curb	Wall
		Homogeneous tiles	Homogeneous tiles, natural stone and aluminum claddings	Aluminum framed laminated tempered glass balustrade, ceramic tiles and aluminum claddings
		Ceiling		
		Verandah : Not applicable		
	Whether it is covered	Balcony : All balconies are covered Verandah : Not applicable		
(f) Drying facilities for clothing	Type and material	Not applicable		

### 2. INTERIOR FINISHES

Item	Description			
(a) Lobby	Type of wall, floor and ceiling finishes			
		Wall	Floor	Ceiling
	Residential shuttle lift lobby at G/F, 2/F and 5/F	Natural stone, laminated glass, vinyl wall covering, mirror and metal	Natural stone	Gypsum board with emulsion paint and metal
	Carpark lift lobby at B2/F and B1/F	Porcelain tiles, natural stone, laminated glass, mirror and metal	Porcelain tiles	Gypsum board with emulsion paint
	Lift lobby of residential entrance at 5/F Tower 1 (1A & 1B) and Tower 2 (2A & 2B)	Natural stone, laminated glass, vinyl wall covering, mirror and metal	Natural stone	Gypsum board with emulsion paint and metal
	Lift lobby of residential entrance at 5/F (Diamond Sky Mansion, Luna Sky Mansion, Star Sky Mansion, Sun Sky Mansion and Ocean Sky Mansion)	Natural stone, laminated glass, mirror, wood veneer and metal	Natural stone	Gypsum board with emulsion paint and metal
	Lift lobby of typical floor Tower 1 (1A) and Tower 2 (2A)	Natural stone, porcelain tiles, laminated glass, mirror, metal, plastic laminate, wood veneer and wooden venetian blinds	Natural stone	Gypsum board with emulsion paint, plastic laminate and metal
	Lift lobby of typical floor Tower 1 (1B) and Tower 2 (2B)	Natural stone, porcelain tiles, laminated glass, mirror, metal, plastic laminate, vinyl wall covering and wooden venetian blinds	Natural stone, porcelain tiles and metal	Gypsum board with emulsion paint and metal
	Foyer (Diamond Sky Mansion, Luna Sky Mansion, Star Sky Mansion, Sun Sky Mansion and Ocean Sky Mansion)	Natural stone, laminated glass, mirror, wood veneer and metal	Natural stone	Gypsum board with emulsion paint
	Fireman’s lift lobby on G/F and 3/F	Emulsion paint	Cement sand screeding	Gypsum board
	Fireman’s lift lobby on typical floor Tower 1 (1A & 1B), Tower 2 (2A & 2B), Diamond Sky Mansion, Luna Sky Mansion, Star Sky Mansion, Sun Sky Mansion and Ocean Sky Mansion	Ceramic tiles	Non-slip homogenous tiles	Emulsion paint

The Vendor undertakes that if lifts or appliances of the specified brand name or model number are not installed in the Phase, lifts or appliances of comparable quality will be installed.





2. INTERIOR FINISHES

Item	Description		
(b) Internal wall and ceiling	Type of wall and ceiling finishes for living room, dining room and bedroom		
		Wall	Ceiling
	Living room and Dining room	<p>Emulsion paint where exposed</p> <p>Emulsion paint where exposed and wood veneer: Flats A and B on 6/F to 12/F, 15/F to 23/F, 25/F to 26/F, 28/F to 33/F, 35/F to 43/F and 45/F to 51/F of Tower 1 (1B);</p> <p>Flats B, C, J and K on 6/F to 12/F, 15/F to 23/F, 25/F to 26/F, 28/F to 33/F, 35/F to 43/F and 45/F to 51/F of Tower 2 (2B)</p> <p>Emulsion paint where exposed, wood veneer and metal: Flats C, E, F and G on 6/F to 12/F, 15/F to 23/F, 25/F to 26/F, 28/F to 33/F, 35/F to 43/F and 45/F to 51/F of Tower 1 (1B);</p> <p>Flats D, E and F on 6/F to 12/F, 15/F to 23/F, 25/F to 26/F, 28/F to 33/F, 35/F to 43/F and 45/F to 51/F of Tower 2 (2B)</p> <p>Emulsion paint where exposed, wood veneer, metal and mirror: Flat C on 6/F to 12/F, 15/F to 23/F, 25/F to 26/F, 28/F to 33/F, 35/F to 43/F and 45/F to 51/F of Tower 2 (2A);</p> <p>Emulsion paint where exposed, wood veneer, plastic laminate, metal and mirror: Flats D and H on 6/F to 12/F, 15/F to 23/F, 25/F to 26/F, 28/F to 33/F, 35/F to 43/F and 45/F to 51/F of Tower 1 (1B);</p> <p>Flat A, G and H on 6/F to 12/F, 15/F to 23/F, 25/F to 26/F, 28/F to 33/F, 35/F to 43/F and 45/F to 51/F of Tower 2 (2B)</p>	Emulsion paint where exposed and gypsum board bulkhead in emulsion paint
	Bedroom	<p>Emulsion paint where exposed</p> <p>Emulsion paint where exposed and wood veneer: Flat A on 6/F to 12/F, 15/F to 23/F, 25/F to 26/F, 28/F to 33/F, 35/F to 43/F and 45/F to 51/F of Tower 2 (2B)</p> <p>Emulsion paint where exposed, wood veneer and reconstituted stone: Flats C, E, F and G on 6/F to 12/F, 15/F to 23/F, 25/F to 26/F, 28/F to 33/F, 35/F to 43/F and 45/F to 51/F of Tower 1 (1B);</p> <p>Flats D, E and F on 6/F to 12/F, 15/F to 23/F, 25/F to 26/F, 28/F to 33/F, 35/F to 43/F and 45/F to 51/F of Tower 2 (2B)</p> <p>Emulsion paint where exposed, mirror and metal: M.B.R. in Flat A on 6/F to 12/F, 15/F to 23/F, 25/F to 26/F, 28/F to 33/F, 35/F to 43/F and 45/F to 51/F of Tower 1 (1A);</p> <p>M.B.R. in Flats A and B on 6/F to 12/F and 15/F to 16/F of Diamond Sky Mansion, Luna Sky Mansion, Star Sky Mansion, Sun Sky Mansion and Ocean Sky Mansion</p>	Emulsion paint where exposed and gypsum board bulkhead in emulsion paint

Item	Description		
(c) Internal floor	Material of floor and skirting for living room, dining room and bedroom		
		Floor	Skirting
	Living room and Dining room	<p>Porcelain tiles</p> <p>Engineered timber flooring, reconstituted stone and metal: Flats A, B and C on 6/F to 12/F, 15/F to 23/F, 25/F to 26/F, 28/F to 33/F, 35/F to 43/F and 45/F to 51/F of Tower 1 (1A);</p> <p>Flats A and B on 6/F to 12/F, 15/F to 23/F, 25/F to 26/F, 28/F to 33/F, 35/F to 43/F and 45/F to 51/F of Tower 2 (2A);</p> <p>Flats A and B on 6/F to 12/F and 15/F to 16/F of Diamond Sky Mansion, Luna Sky Mansion, Star Sky Mansion, Sun Sky Mansion and Ocean Sky Mansion</p>	Timber skirting
	Bedroom	<p>Porcelain tiles</p> <p>Engineered timber flooring: Flats A, B and C on 6/F to 12/F, 15/F to 23/F, 25/F to 26/F, 28/F to 33/F, 35/F to 43/F and 45/F to 51/F of Tower 1 (1A);</p> <p>Flats A and B on 6/F to 12/F, 15/F to 23/F, 25/F to 26/F, 28/F to 33/F, 35/F to 43/F and 45/F to 51/F of Tower 2 (2A);</p> <p>Flats A and B on 6/F to 12/F and 15/F to 16/F of Diamond Sky Mansion, Luna Sky Mansion, Star Sky Mansion, Sun Sky Mansion and Ocean Sky Mansion</p> <p>Engineered timber flooring and metal: Flats A, B and H on 6/F to 12/F, 15/F to 23/F, 25/F to 26/F, 28/F to 33/F, 35/F to 43/F and 45/F to 51/F of Tower 1 (1B);</p> <p>Flat C on 6/F to 12/F, 15/F to 23/F, 25/F to 26/F, 28/F to 33/F, 35/F to 43/F and 45/F to 51/F of Tower 2 (2A);</p> <p>Flats B and K on 6/F to 12/F, 15/F to 23/F, 25/F to 26/F, 28/F to 33/F, 35/F to 43/F and 45/F to 51/F of Tower 2 (2B)</p>	Timber skirting

The Vendor undertakes that if lifts or appliances of the specified brand name or model number are not installed in the Phase, lifts or appliances of comparable quality will be installed.



# FITTINGS, FINISHES AND APPLIANCES

## 裝置、裝修物料及設備

### 2. INTERIOR FINISHES

Item	Description		
(d) Bathroom	(i) Type of wall, floor and ceiling finishes		
	Wall	Floor	Ceiling
	Porcelain tiles, reconstituted stone, mirror and metal	Porcelain tiles and reconstituted stone	Gypsum board with emulsion paint and aluminium ceiling
	Porcelain tiles and mirror: M. Bath in Flat A on 6/F to 12/F, 15/F to 23/F, 25/F to 26/F, 28/F to 33/F, 35/F to 43/F and 45/F to 51/F of Tower 1 (1A);	Porcelain tiles: Bath 2 in Flats A, B and C on 6/F to 12/F, 15/F to 23/F, 25/F to 26/F, 28/F to 33/F, 35/F to 43/F and 45/F to 51/F of Tower 1 (1A);	
	M. Bath in Flats A and B on 6/F to 12/F and 15/F to 16/F of Diamond Sky Mansion, Luna Sky Mansion, Star Sky Mansion, Sun Sky Mansion and Ocean Sky Mansion		
	Porcelain tiles, mirror and metal: M. Bath in Flats B and C on 6/F to 12/F, 15/F to 23/F, 25/F to 26/F, 28/F to 33/F, 35/F to 43/F and 45/F to 51/F of Tower 1 (1A);	M. Bath in Flat A on 6/F to 12/F, 15/F to 23/F, 25/F to 26/F, 28/F to 33/F, 35/F to 43/F and 45/F to 51/F of Tower 1 (1B);	
	M. Bath and Bath 2 in Flat A on 6/F to 12/F, 15/F to 23/F, 25/F to 26/F, 28/F to 33/F, 35/F to 43/F and 45/F to 51/F of Tower 2 (2A);	M. Bath in Flat C and Bath 2 in Flats A and B on 6/F to 12/F, 15/F to 23/F, 25/F to 26/F, 28/F to 33/F, 35/F to 43/F and 45/F to 51/F of Tower 2 (2A);	
	Bath 1 in Flats C and J on 6/F to 12/F, 15/F to 23/F, 25/F to 26/F, 28/F to 33/F, 35/F to 43/F and 45/F to 51/F of Tower 2 (2B);		
	Bath 1 in Flat A on 6/F to 12/F and 15/F to 16/F of Diamond Sky Mansion and Sun Sky Mansion;	M. Bath in Flat B on 6/F to 12/F, 15/F to 23/F, 25/F to 26/F, 28/F to 33/F, 35/F to 43/F and 45/F to 51/F of Tower 2 (2B);	
	Bath 1 in Flat B on 6/F to 12/F and 15/F to 16/F of Star Sky Mansion		
	Porcelain tiles, reconstituted stone, plastic laminate, laminated glass and metal: Bath 1 in Flats C, E, F and G on 6/F to 12/F, 15/F to 23/F, 25/F to 26/F, 28/F to 33/F, 35/F to 43/F and 45/F to 51/F of Tower 1 (1B);	Bath 2 in Flats A and B on 6/F to 12/F and 15/F to 16/F of Diamond Sky Mansion, Luna Sky Mansion, Star Sky Mansion, Sun Sky Mansion and Ocean Sky Mansion	
	Bath 1 in Flats D, E and F on 6/F to 12/F, 15/F to 23/F, 25/F to 26/F, 28/F to 33/F, 35/F to 43/F and 45/F to 51/F of Tower 2 (2B)		
	Porcelain tiles, plastic laminate, laminated glass, mirror and metal: Bath 1 in Flats A on 6/F to 12/F, 15/F to 23/F, 25/F to 26/F, 28/F to 33/F, 35/F to 43/F and 45/F to 51/F of Tower 2 (2B)		

Item	Description		
(d) Bathroom	(i) Type of wall, floor and ceiling finishes		
	Wall	Floor	Ceiling
	Porcelain tiles, laminated glass, mirror and metal: M. Bath in Flat B on 6/F to 12/F, 15/F to 23/F, 25/F to 26/F, 28/F to 33/F, 35/F to 43/F and 45/F to 51/F of Tower 2 (2A)		Gypsum board with emulsion paint and aluminium ceiling
	Porcelain tiles, natural stone, reconstituted stone, clear tempered glass, wood veneer, mirror and metal: Bath 1 in Flat D on 6/F to 12/F, 15/F to 23/F, 25/F to 26/F, 28/F to 33/F, 35/F to 43/F and 45/F to 51/F of Tower 1 (1B)		
	Porcelain tiles, natural stone, reconstituted stone, clear tempered glass, mirror and metal: Bath 1 in Flats G and H on 6/F to 12/F, 15/F to 23/F, 25/F to 26/F, 28/F to 33/F, 35/F to 43/F and 45/F to 51/F of Tower 2 (2B)		
	(ii) Whether the wall finishes run up to the ceiling	Up to level of false ceiling	

The Vendor undertakes that if lifts or appliances of the specified brand name or model number are not installed in the Phase, lifts or appliances of comparable quality will be installed.



2. INTERIOR FINISHES

Item	Description				
(e) Kitchen	(i) Type of wall, floor, ceiling and cooking bench finishes				
		Wall	Floor	Ceiling	Cooking Bench
	Kitchen	Mirror, metal and porcelain tile	Porcelain tiles	Gypsum board with emulsion paint and aluminium ceiling	Solid surfacing material
		Mirror, metal, plastic laminate and porcelain tile: Flats A and B on 6/F to 12/F, 15/F to 23/F, 25/F to 26/F, 28/F to 33/F, 35/F to 43/F and 45/F to 51/F of Tower 1 (1A);  Flat B on 6/F to 12/F, 15/F to 23/F, 25/F to 26/F, 28/F to 33/F, 35/F to 43/F and 45/F to 51/F of Tower 2 (2A)			
		Laminated glass, metal, reconstituted stone and porcelain tiles: Flat A on 6/F to 12/F and 15/F to 16/F of Diamond Sky Mansion and Sun Sky Mansion;			
		Flat B on 6/F to 12/F and 15/F to 16/F of Star Sky Mansion and Ocean Sky Mansion			
		Laminated glass, mirror, plastic laminate, metal, reconstituted stone and porcelain tiles: Flat A on 6/F to 12/F and 15/F to 16/F of Luna Sky Mansion, Star Sky Mansion and Ocean Sky Mansion;			
		Flat B on 6/F to 12/F and 15/F to 16/F of Diamond Sky Mansion, Luna Sky Mansion and Sun Sky Mansion			

Item	Description				
(e) Kitchen	(i) Type of wall, floor, ceiling and cooking bench finishes				
		Wall	Floor	Ceiling	Cooking Bench
	Open kitchen	Mirror and metal	Porcelain tiles  Porcelain tiles and metal: Flat A on 6/F to 12/F, 15/F to 23/F, 25/F to 26/F, 28/F to 33/F, 35/F to 43/F and 45/F to 51/F of Tower 1 (1A);  Flat A on 6/F to 12/F, 15/F to 23/F, 25/F to 26/F, 28/F to 33/F, 35/F to 43/F and 45/F to 51/F of Tower 2 (2A)	Gypsum board with emulsion paint	Solid surfacing material  Solid surfacing material and natural stone: Flat A on 6/F to 12/F, 15/F to 23/F, 25/F to 26/F, 28/F to 33/F, 35/F to 43/F and 45/F to 51/F of Tower 1 (1A);  Flat A on 6/F to 12/F, 15/F to 23/F, 25/F to 26/F, 28/F to 33/F, 35/F to 43/F and 45/F to 51/F of Tower 2 (2A);  Flats A and J on 6/F to 12/F, 15/F to 23/F, 25/F to 26/F, 28/F to 33/F, 35/F to 43/F and 45/F to 51/F of Tower 2 (2B)
	(ii) Whether the wall finishes run up to the ceiling			Up to level of false ceiling	

The Vendor undertakes that if lifts or appliances of the specified brand name or model number are not installed in the Phase, lifts or appliances of comparable quality will be installed.

3. INTERIOR FITTINGS

Item	Description			
(a) Doors		Material	Finishes	Accessories
	Flat main entrance	Fire-rated solid core timber door	Timber veneer and metal	Eye viewer, door closer, lockset and door stop
	Flat main entrance (between foyer and fireman lift lobby)	Fire-rated solid core timber door	Timber veneer	Eye viewer, door closer, lockset and door stop
	Balcony	Aluminum frame with Insulated-Glass-Unit (IGU) glass with low-E coating	Fluorocarbon coated aluminum frame with Insulated-Glass-Unit (IGU) glass with low-E coating	Lockset
	Utility platform	Aluminum frame with glass	Fluorocarbon coated aluminum frame with Insulated-Glass-Unit (IGU) glass with low-E coating	Lockset
			Fluorocarbon coated aluminum frame with single glazing of acid-etched finish: Flat C on 7/F to 12/F, 15/F to 23/F, 25/F to 26/F, 28/F to 33/F, 35/F to 43/F and 45/F to 51/F of Tower 1 (1A);  Flat A on 7/F to 12/F, 15/F to 23/F, 25/F to 26/F, 28/F to 33/F, 35/F to 43/F and 45/F to 51/F of Tower 1 (1B)	

Item	Description			
(a) Doors		Material	Finishes	Accessories
	Master Bedroom	Solid core timber door	Timber veneer and metal	Lockset and door stop
	Bedroom 1	Solid core timber door	Timber veneer and metal	Lockset and door stop
		Laminated glass with metal frame door: Flats C, E, F and G on 6/F to 12/F, 15/F to 23/F, 25/F to 26/F, 28/F to 33/F, 35/F to 43/F and 45/F to 51/F of Tower 1 (1B);  Flats A, C, D, E, F and J on 6/F to 12/F, 15/F to 23/F, 25/F to 26/F, 28/F to 33/F, 35/F to 43/F and 45/F to 51/F of Tower 2 (2B)	Laminated glass with metal frame	Door stop: Flats A, C and J on 6/F to 12/F, 15/F to 23/F, 25/F to 26/F, 28/F to 33/F, 35/F to 43/F and 45/F to 51/F of Tower 2 (2B)  Not applicable: Flats C, E, F and G on 6/F to 12/F, 15/F to 23/F, 25/F to 26/F, 28/F to 33/F, 35/F to 43/F and 45/F to 51/F of Tower 1 (1B);  Flats D, E and F on 6/F to 12/F, 15/F to 23/F, 25/F to 26/F, 28/F to 33/F, 35/F to 43/F and 45/F to 51/F of Tower 2 (2B)
	Bedroom 2	Solid core timber door	Timber veneer and metal	Lockset and door stop
	Bedroom 3	Solid core timber door	Timber veneer and metal	Lockset and door stop
	Master Bathroom	Solid core timber door	Timber veneer, plastic laminate and metal	Lockset and door stop
		Solid core timber door with timber louver: Flat B on 6/F to 12/F, 15/F to 23/F, 25/F to 26/F, 28/F to 33/F, 35/F to 43/F and 45/F to 51/F of Tower 2 (2A)		
		Laminated glass with metal frame door: Flat A on 6/F to 12/F, 15/F to 23/F, 25/F to 26/F, 28/F to 33/F, 35/F to 43/F and 45/F to 51/F of Tower 1 (1A);  Flats A and B on 6/F to 12/F and 15/F to 16/F of Diamond Sky Mansion, Luna Sky Mansion, Star Sky Mansion, Sun Sky Mansion and Ocean Sky Mansion	Laminate glass with metal frame	Lockset

The Vendor undertakes that if lifts or appliances of the specified brand name or model number are not installed in the Phase, lifts or appliances of comparable quality will be installed.



3. INTERIOR FITTINGS

Item	Description			
(a) Doors	Bathroom 1	<p>Solid core timber door</p> <p>Solid core timber door with timber louver: Flats A and B on 6/F to 12/F, 15/F to 23/F, 25/F to 26/F, 28/F to 33/F, 35/F to 43/F and 45/F to 51/F of Tower 1 (1A);</p> <p>Flats A and H on 6/F to 12/F, 15/F to 23/F, 25/F to 26/F, 28/F to 33/F, 35/F to 43/F and 45/F to 51/F of Tower 1 (1B);</p> <p>Flat B on 6/F to 12/F, 15/F to 23/F, 25/F to 26/F, 28/F to 33/F, 35/F to 43/F and 45/F to 51/F of Tower 2 (2A);</p> <p>Flat B and K on 6/F to 12/F, 15/F to 23/F, 25/F to 26/F, 28/F to 33/F, 35/F to 43/F and 45/F to 51/F of Tower 2 (2B);</p> <p>Flat B on 6/F to 12/F and 15/F to 16/F of Ocean Sky Mansion</p>	Timber veneer, plastic laminate and metal	Lockset and door stop
		<p>Solid core timber swing door with timber louver and solid core timber sliding door: Flat A on 6/F to 12/F and 15/F to 16/F of Diamond Sky Mansion and Sun Sky Mansion;</p> <p>Flat B on 6/F to 12/F and 15/F to 16/F of Star Sky Mansion</p>		<p>Lockset and door stop: Flat A (swing door) on 6/F to 12/F and 15/F to 16/F of Diamond Sky Mansion and Sun Sky Mansion;</p> <p>Flat B (swing door) on 6/F to 12/F and 15/F to 16/F of Star Sky Mansion</p> <p>Lockset: Flat A (sliding door) on 6/F to 12/F and 15/F to 16/F of Diamond Sky Mansion and Sun Sky Mansion;</p> <p>Flat B (sliding door) on 6/F to 12/F and 15/F to 16/F of Star Sky Mansion</p>

Item	Description			
(a) Doors	Bathroom 1	<p>Laminated glass with metal frame door: Flats C, E, F and G on 6/F to 12/F, 15/F to 23/F, 25/F to 26/F, 28/F to 33/F, 35/F to 43/F and 45/F to 51/F of Tower 1 (1B);</p> <p>Flats A, D, E and F on 6/F to 12/F, 15/F to 23/F, 25/F to 26/F, 28/F to 33/F, 35/F to 43/F and 45/F to 51/F of Tower 2 (2B)</p>	Laminated glass with metal frame	<p>Lockset: Flats C, D, E, F and G on 6/F to 12/F, 15/F to 23/F, 25/F to 26/F, 28/F to 33/F, 35/F to 43/F and 45/F to 51/F of Tower 1 (1B);</p> <p>Flats A, D, E, F, G and H on 6/F to 12/F, 15/F to 23/F, 25/F to 26/F, 28/F to 33/F, 35/F to 43/F and 45/F to 51/F of Tower 2 (2B)</p>
		<p>Glass with metal frame door: Flats D on 6/F to 12/F, 15/F to 23/F, 25/F to 26/F, 28/F to 33/F, 35/F to 43/F and 45/F to 51/F of Tower 1 (1B);</p> <p>Flats G and H on 6/F to 12/F, 15/F to 23/F, 25/F to 26/F, 28/F to 33/F, 35/F to 43/F and 45/F to 51/F of Tower 2 (2B)</p>	Glass with metal frame	
	Bathroom 2	<p>Solid core timber door</p> <p>Solid core timber door with timber louver: Flat A on 6/F to 12/F, 15/F to 23/F, 25/F to 26/F, 28/F to 33/F, 35/F to 43/F and 45/F to 51/F of Tower 1 (1A);</p> <p>Flat A on 6/F to 12/F and 15/F to 16/F of Diamond Sky Mansion and Sun Sky Mansion;</p> <p>Flat B on 6/F to 12/F and 15/F to 16/F of Star Sky Mansion</p>	Timber veneer, plastic laminate and metal	Lockset and door stop
	Kitchen	Fire-rated solid core timber door with vision panel	Timber veneer, plastic laminate, metal and fire-rated clear glass	Door closer, lockset and door stop

The Vendor undertakes that if lifts or appliances of the specified brand name or model number are not installed in the Phase, lifts or appliances of comparable quality will be installed.



FITTINGS, FINISHES AND APPLIANCES

裝置、裝修物料及設備

3. INTERIOR FITTINGS

Item	Description			
(a) Doors		Material	Finishes	Accessories
	Utility	Fire-rated solid core timber door	Plastic laminate	Door closer, lockset and door stop
		Solid core timber door: Flat A on 6/F to 12/F, 15/F to 23/F, 25/F to 26/F, 28/F to 33/F, 35/F to 43/F and 45/F to 51/F of Tower 1 (1A);  Flat A on 6/F to 12/F, 15/F to 23/F, 25/F to 26/F, 28/F to 33/F, 35/F to 43/F and 45/F to 51/F of Tower 2 (2A)	Timber veneer, plastic laminate and metal	Lockset and door stop
	W.C.	Aluminium frame with sandblasted tempered glass door	Aluminium frame with sandblasted tempered glass	Not Applicable

Item	Description		
(b) Bathroom	(i) Type and material of fittings and equipment		
	Fittings and equipment	Type	Material
	Cabinet	Basin countertop	Natural stone
		Basin cabinet	Wooden cabinet with plastic laminate, mirror and metal  Wooden cabinet with plastic laminate, mirror, laminated glass and metal: M. Bath in Flat A on 6/F to 12/F, 15/F to 23/F, 25/F to 26/F, 28/F to 33/F, 35/F to 43/F and 45/F to 51/F of Tower 1 (1A);  M. Bath in Flats A and B on 6/F to 12/F and 15/F to 16/F of Diamond Sky Mansion, Luna Sky Mansion, Star Sky Mansion, Sun Sky Mansion and Ocean Sky Mansion
		Mirror cabinet	Wooden cabinet with plastic laminate, mirror, glass, laminated glass and metal  Wooden cabinet with plastic laminate, glass, mirror and metal: Bath 1 in Flats C, D, E, F and G on 6/F to 12/F, 15/F to 23/F, 25/F to 26/F, 28/F to 33/F, 35/F to 43/F and 45/F to 51/F of Tower 1 (1B);  Bath 1 in Flats A, D, E, F, G and H on 6/F to 12/F, 15/F to 23/F, 25/F to 26/F, 28/F to 33/F, 35/F to 43/F and 45/F to 51/F of Tower 2 (2B)  Mirror with metal frame: Bath 1 in Flat D on 6/F to 12/F, 15/F to 23/F, 25/F to 26/F, 28/F to 33/F, 35/F to 43/F and 45/F to 51/F of Tower 1 (1B);  Bath 1 in Flats G and H on 6/F to 12/F, 15/F to 23/F, 25/F to 26/F, 28/F to 33/F, 35/F to 43/F and 45/F to 51/F of Tower 2 (2B)

The Vendor undertakes that if lifts or appliances of the specified brand name or model number are not installed in the Phase, lifts or appliances of comparable quality will be installed.



3. INTERIOR FITTINGS

Item	Description		
(b) Bathroom	(i) Type and material of fittings and equipment		
	Fittings and equipment	Type	Material
	Sanitary fittings	Wash basin mixer	Chrome plated
		Wash basin	Vitreous china
		Water closet	Vitreous china
		Towel bar	Mirror and metal
		Toilet paper holder	Chrome plated
	Bathroom fittings	Manually operated roller blinds: M. Bath in Flats B and C on 6/F to 12/F, 15/F to 23/F, 25/F to 26/F, 28/F to 33/F, 35/F to 43/F and 45/F to 51/F of Tower 1 (1A);  Bath 1 in Flat D on 6/F to 12/F, 15/F to 23/F, 25/F to 26/F, 28/F to 33/F, 35/F to 43/F and 45/F to 51/F of Tower 1 (1B);  M. Bath, Bath 1 and Bath 2 in Flat A on 6/F to 12/F, 15/F to 23/F, 25/F to 26/F, 28/F to 33/F, 35/F to 43/F and 45/F to 51/F of Tower 2 (2A);  Bath 2 in Flat B on 6/F to 12/F, 15/F to 23/F, 25/F to 26/F, 28/F to 33/F, 35/F to 43/F and 45/F to 51/F of Tower 2 (2A);  M. Bath in Flat C on 6/F to 12/F, 15/F to 23/F, 25/F to 26/F, 28/F to 33/F, 35/F to 43/F and 45/F to 51/F of Tower 2 (2A);  M. Bath in Flat B on 6/F to 12/F, 15/F to 23/F, 25/F to 26/F, 28/F to 33/F, 35/F to 43/F and 45/F to 51/F of Tower 2 (2B);  Bath 1 in Flats G and H on 6/F to 12/F, 15/F to 23/F, 25/F to 26/F, 28/F to 33/F, 35/F to 43/F and 45/F to 51/F of Tower 2 (2B);  M. Bath in Flats A and B on 6/F to 12/F and 15/F to 16/F of Diamond Sky Mansion, Luna Sky Mansion, Star Sky Mansion, Sun Sky Mansion and Ocean Sky Mansion	
	(ii) Type and material of water supply	Copper water pipes for cold water supply and copper water pipes with thermal insulation for hot water supply	
	(iii) Type and material of bathing facilities (including shower or bath tub, if applicable)		
	Bathing facilities	Type	Material
	Shower	Shower compartment	Clear tempered glass
		Shower set	Chrome plated
	Bathtub	Bathtub	Enameled cast iron
		Bathtub mixer and shower set	Chrome plated

Item	Description
(b) Bathroom	(iv) Size of bath tub (if applicable)
	1500mm (L) x 700mm (W) x 430mm (H) M. Bath in Flats B and C on 6/F to 12/F, 15/F to 23/F, 25/F to 26/F, 28/F to 33/F, 35/F to 43/F and 45/F to 51/F of Tower 1 (1A);
	Bath 2 in Flats A, B and C on 6/F to 12/F, 15/F to 23/F, 25/F to 26/F, 28/F to 33/F, 35/F to 43/F and 45/F to 51/F of Tower 1 (1A);
	M. Bath in Flat A on 6/F to 12/F, 15/F to 23/F, 25/F to 26/F, 28/F to 33/F, 35/F to 43/F and 45/F to 51/F of Tower 1 (1B);
	M. Bath and Bath 2 in Flats A and B on 6/F to 12/F, 15/F to 23/F, 25/F to 26/F, 28/F to 33/F, 35/F to 43/F and 45/F to 51/F of Tower 2 (2A);
	M. Bath in Flat C on 6/F to 12/F, 15/F to 23/F, 25/F to 26/F, 28/F to 33/F, 35/F to 43/F and 45/F to 51/F of Tower 2 (2A);
	M. Bath in Flat B on 6/F to 12/F, 15/F to 23/F, 25/F to 26/F, 28/F to 33/F, 35/F to 43/F and 45/F to 51/F of Tower 2 (2B);
	Bath 2 in Flats A and B on 6/F to 12/F and 15/F to 16/F of Diamond Sky Mansion, Luna Sky Mansion, Star Sky Mansion, Sun Sky Mansion and Ocean Sky Mansion
	1700mm (L) x 800mm (W) x 460mm (H): M. Bath in Flat A on 6/F to 12/F, 15/F to 23/F, 25/F to 26/F, 28/F to 33/F, 35/F to 43/F and 45/F to 51/F of Tower 1 (1A);
	M. Bath in Flats A and B on 6/F to 12/F and 15/F to 16/F of Diamond Sky Mansion, Luna Sky Mansion, Star Sky Mansion, Sun Sky Mansion and Ocean Sky Mansion

The Vendor undertakes that if lifts or appliances of the specified brand name or model number are not installed in the Phase, lifts or appliances of comparable quality will be installed.

FITTINGS, FINISHES AND APPLIANCES

裝置、裝修物料及設備

3. INTERIOR FITTINGS

Item	Description		
(c) Kitchen	(i) Material of sink unit	Stainless steel	
	(ii) Material of water supply system	Copper water pipes for cold water supply and copper water pipes with thermal insulation for hot water supply	
	(iii) Material and finishes of kitchen cabinet	Material	Finishes
		Wooden cabinet fitted with wooden cabinet door panel	High gloss acrylic panel, timber veneer, mirror, glass and metal  High gloss acrylic panel: Flats B and C on 6/F to 12/F, 15/F to 23/F, 25/F to 26/F, 28/F to 33/F, 35/F to 43/F and 45/F to 51/F of Tower 1 (1A);  Flat B on 6/F to 12/F, 15/F to 23/F, 25/F to 26/F, 28/F to 33/F, 35/F to 43/F and 45/F to 51/F of Tower 1 (1B);  Flat B on 6/F to 12/F, 15/F to 23/F, 25/F to 26/F, 28/F to 33/F, 35/F to 43/F and 45/F to 51/F of Tower 2 (2A);  Flat C on 6/F to 12/F, 15/F to 23/F, 25/F to 26/F, 28/F to 33/F, 35/F to 43/F and 45/F to 51/F of Tower 2 (2B)  High gloss acrylic panel and timber veneer: Flat H on 6/F to 12/F, 15/F to 23/F, 25/F to 26/F, 28/F to 33/F, 35/F to 43/F and 45/F to 51/F of Tower 1 (1B)  High gloss acrylic panel, high gloss lacquer panel, laminated glass and metal: Flat A on 6/F to 12/F, 15/F to 23/F, 25/F to 26/F, 28/F to 33/F, 35/F to 43/F and 45/F to 51/F of Tower 1 (1A);  Flat A on 6/F to 12/F, 15/F to 23/F, 25/F to 26/F, 28/F to 33/F, 35/F to 43/F and 45/F to 51/F of Tower 2 (2A)  High gloss acrylic panel, mirror, glass and metal: Flat B on 6/F to 12/F, 15/F to 23/F, 25/F to 26/F, 28/F to 33/F, 35/F to 43/F and 45/F to 51/F of Tower 2 (2B)  High gloss acrylic panel, timber veneer, mirror and metal: Flat D on 6/F to 12/F, 15/F to 23/F, 25/F to 26/F, 28/F to 33/F, 35/F to 43/F and 45/F to 51/F of Tower 1 (1B);  Flats A, G and H on 6/F to 12/F, 15/F to 23/F, 25/F to 26/F, 28/F to 33/F, 35/F to 43/F and 45/F to 51/F of Tower 2 (2B)

Item	Description		
(c) Kitchen	(iii) Material and finishes of kitchen cabinet	Material	Finishes
		Wooden cabinet fitted with wooden cabinet door panel	High gloss acrylic panel, mirror and metal: Flats J and K on 6/F to 12/F, 15/F to 23/F, 25/F to 26/F, 28/F to 33/F, 35/F to 43/F and 45/F to 51/F of Tower 2 (2B)  High gloss acrylic panel, timber veneer, glass and metal: Flat A on 6/F to 12/F and 15/F to 16/F of Luna Sky Mansion, Star Sky Mansion and Ocean Sky Mansion;  Flat B on 6/F to 12/F and 15/F to 16/F of Diamond Sky Mansion, Luna Sky Mansion and Sun Sky Mansion  High gloss acrylic panel, high gloss lacquer panel, timber veneer, glass and metal: Flat A on 6/F to 12/F and 15/F to 16/F of Diamond Sky Mansion and Sun Sky Mansion;  Flat B on 6/F to 12/F and 15/F to 16/F of Star Sky Mansion and Ocean Sky Mansion
	(iv) Type of all other fittings and equipment	Sprinkler head and smoke detector installed for open kitchen  For appliances provision and brand name, please refer to the “Appliances Schedule”	
(d) Bedroom	Type and material of fittings (including built-in wardrobe)	Type	Material
		Built-in wardrobe: Flats C, E, F and G on 6/F to 12/F, 15/F to 23/F, 25/F to 26/F, 28/F to 33/F, 35/F to 43/F and 45/F to 51/F of Tower 1 (1B);  Flats A, C, D, E, F and J on 6/F to 12/F, 15/F to 23/F, 25/F to 26/F, 28/F to 33/F, 35/F to 43/F and 45/F to 51/F of Tower 2 (2B)	Mirror with metal frame and plastic laminate
		Manually operated curtain	Fabric

The Vendor undertakes that if lifts or appliances of the specified brand name or model number are not installed in the Phase, lifts or appliances of comparable quality will be installed.

3. INTERIOR FITTINGS

Item	Description	
(e) Telephone	Location and number of connection points	Please refer to the “Schedule of Mechanical and Electrical Provisions”
(f) Aerials	Location and number of connection points	Please refer to the “Schedule of Mechanical and Electrical Provisions”
(g) Electrical installations	(i) Electrical fittings (including safety devices)	Faceplate for all switches and power socket is provided. Three phases electricity supply with miniature circuit breaker distribution board is provided
	(ii) Whether conduits are concealed or exposed	Conduits are partly concealed and partly exposed Other than those part of the conduits concealed within concrete, the rest of them are exposed. The exposed conduit may be covered by false ceiling, bulkheads, cabinets, claddings, non-concrete partition walls, designated pipe ducts or other materials
	(iii) Location and number of power points and air-conditioner points	Please refer to the “Schedule of Mechanical and Electrical Provisions”
(h) Gas supply	Type	Towngas
	System	Towngas supply is provided for gas hob
	Location	Please refer to the “Appliances Schedule - Kitchen/Open Kitchen/Utility”
(i) Washing machine connection point	Location	Please refer to the “Schedule of Mechanical and Electrical Provisions”
	Design	Drain point and water point are provided for washer dryer and washing machine
(j) Water supply	(i) Material of water pipes	Copper water pipes are provided for cold water supply and copper water pipes with thermal insulation are provided for hot water supply
	(ii) Whether water pipes are concealed or exposed	Water pipes are partly concealed and partly exposed  Other than those part of the water pipes concealed within concrete, the rest of them are exposed. The exposed water pipes may be covered by false ceiling, bulkheads, cabinets, claddings, non-concrete partition walls, designated pipe ducts or other materials
	(iii) Whether hot water is available	Hot water is available

4. MISCELLANEOUS

Item	Description		
(a) Lifts	Tower 1 (1A&1B) and Tower 2 (2A&2B)		
	(i)	Brand name	Toshiba
		Model number	ELBRIGHT (CL-300W)
	(ii)	Number of lifts	12
		Floor served by the lifts	5 number of lifts serve Tower 1 (1A&1B): 5/F to 12/F, 15/F to 23/F, 25/F to 26/F, 28/F to 33/F, 35/F to 43/F and 45/F to 51/F;  1 number of lift serves Tower 1 (1A&1B): 5/F to 12/F, 15/F to 23/F, 25/F, 26/F, 27/F*, 28/F to 33/F, 35/F to 43/F, 45/F to 51/F and Roof;  5 number of lifts serve Tower 2 (2A&2B): 5/F to 12/F, 15/F to 23/F, 25/F to 26/F, 28/F to 33/F, 35/F to 43/F and 45/F to 51/F;  1 number of lift serves Tower 2 (2A&2B): 5/F to 12/F, 15/F to 23/F, 25/F, 26/F, 27/F*, 28/F to 33/F, 35/F to 43/F, 45/F to 51/F and Roof  *Lift door operates only upon activation of corresponding fireman's switch
		Diamond Sky Mansion, Luna Sky Mansion, Star Sky Mansion, Sun Sky Mansion and Ocean Sky Mansion:	
		(i)	Brand name
			Model number
		(ii)	Number of lifts
			Floor served by the lifts
			2 number of lifts serve Diamond Sky Mansion: 5/F to 12/F and 15/F to 16/F  2 number of lifts serve Luna Sky Mansion: 5/F to 12/F and 15/F to 16/F  2 number of lifts serve Star Sky Mansion: 5/F to 12/F and 15/F to 16/F  2 number of lifts serve Sun Sky Mansion: 5/F to 12/F and 15/F to 16/F  2 number of lifts serve Ocean Sky Mansion: 5/F to 12/F and 15/F to 16/F

The Vendor undertakes that if lifts or appliances of the specified brand name or model number are not installed in the Phase, lifts or appliances of comparable quality will be installed.



FITTINGS, FINISHES AND APPLIANCES

裝置、裝修物料及設備

4. MISCELLANEOUS

Item	Description	
(a) Lifts	Podium Lift	
	Shuttle Lift at Tower 2	
	(i)	Brand name Schindler
		Model number 5500MRL
	(ii)	Number of lifts 3
		Floor served by the lifts G/F, 2/F and 5/F
	Shuttle Lift at Tower 5	
	(i)	Brand name Schindler
		Model number 5500MRL
	(ii)	Number of lifts 4
		Floor served by the lifts G/F, 2/F and 5/F (5/F complete in Phase 3 only)
	Carpark Lift	
	(i)	Brand name Schindler
		Model number 5500MRL
	(ii)	Number of lifts 2
		1 number of lift serves B2/F, B1/F, 2/F and 5/F  1 number of lift serves B2/F, B1/F, G/F*, 1/F*, 2/F, 3/F* and 5/F *Lift door operates only upon activation of corresponding fireman's switch
	Podium Service Lift	
	(i)	Brand name Schindler
		Model number 5500MRL
	(ii)	Number of lifts 2
		1 number of lift serves G/F, 3/F and 5/F (5/F complete in Phase 5 only)  1 number of lift serves B2/F*, B1/F* and G/F* *Lift door operates only upon activation of corresponding fireman's switch
b) Letter box	Material	Stainless steel
c) Refuse collection	(i) Means of refuse collection	Refuse will be collected by cleaner
	(ii) Location of refuse room	Refuse storage and material recovery room is provided at each residential floor of: Tower 1 (1A&1B) (except 5/F, 27/F and Roof); Tower 2 (2A&2B) (except 5/F, 27/F and Roof); and Diamond Sky Mansion, Luna Sky Mansion, Star Sky Mansion, Sun Sky Mansion and Ocean Sky Mansion (except Roof)  Refuse storage and material recovery chamber is provided at G/F

Item	Description			
(d) Water meter, electricity meter and gas meter	(i) Location	Water meter	Electricity meter	Gas meter
	Tower 1 (1A&1B)	Water Meter Room at the respective residential floor	Inside Electric Meter Room at respective residential floor	Inside Kitchen (Open Kitchen excluded)
	Tower 2 (2A&2B)	Inside common Water Meter Cabinet at the respective residential floor	Inside Electric Meter Room at respective residential floor	Inside Kitchen (Open Kitchen excluded)
	Diamond Sky Mansion, Luna Sky Mansion, Star Sky Mansion, Sun Sky Mansion and Ocean Sky Mansion	Inside common Water Meter Cabinet at 5/F, for flats on 6/F to 10/F	Inside Electric Meter Room at respective residential floor	Inside Kitchen (Open Kitchen excluded)
		Inside common Water Meter Cabinet at roof, for flats on 11/F to 12/F and 15/F to 16/F		
	(ii) Whether they are separate or communal meters for residential properties	Separate meter	Separate meter	Separate meter

The Vendor undertakes that if lifts or appliances of the specified brand name or model number are not installed in the Phase, lifts or appliances of comparable quality will be installed.

5. SECURITY FACILITIES

Item	Description		
Security facilities	Security system and equipment (including details of built-in provisions and their locations)	Access control and security system	<p>Each residential flat of Tower 1(1A&amp;1B) and Tower 2 (2A&amp;2B) is equipped with a video door phone system and connected to caretaker counter at 5/F respective entrance lobby. (Please refer to the “Schedule of Mechanical and Electrical Provisions” for location of video door phone in residential flat)</p> <p>Each residential flat of Diamond Sky Mansion, Luna Sky Mansion, Star Sky Mansion, Sun Sky Mansion and Ocean Sky Mansion is equipped with a video door phone system and connected to the common Security Booth for Caretaker at 5/F of Star Sky Mansion. (Please refer to the “Schedule of Mechanical and Electrical Provisions” for location of video door phone in residential flat)</p> <p>Access card readers (Octopus card) are installed at each lift lobby of residential entrance at 5/F. For lifts at Diamond Sky Mansion, Luna Sky Mansion, Star Sky Mansion, Sun Sky Mansion and Ocean Sky Mansion, access card reader (Octopus card) system is provided</p> <p>Car park control system is provided for car park and car park barrier is provided at 5/F vehicle entrance</p>
		CCTV	<p>CCTV cameras are provided at lobbies, lifts and common area which are connected to the caretaker counters at 5/F respectively for Tower 1 (1A&amp;1B) and Tower 2 (2A&amp;2B), and the common Security Booth for Caretaker for Diamond Sky Mansion, Luna Sky Mansion, Star Sky Mansion, Sun Sky Mansion and Ocean Sky Mansion at 5/F of Star Sky Mansion</p>

6. APPLIANCES

Item	Description
Appliances	Brand name and model number, please refer to "Appliances Schedule"

The Vendor undertakes that if lifts or appliances of the specified brand name or model number are not installed in the Phase, lifts or appliances of comparable quality will be installed.

# FITTINGS, FINISHES AND APPLIANCES

## 裝置、裝修物料及設備

### 1. 外部裝修物料

細項	描述			
(a) 外牆	裝修物料的類型	幕牆、窗、金屬百葉窗、鋁板、玻璃裝飾板及外牆瓷磚		
(b) 窗	框的用料	鋁質窗框		
	玻璃的用料	雙層中空玻璃片配低輻射鍍膜、單片酸蝕玻璃及單片清玻璃(如適用)		
(c) 窗台	窗台用料	第1座 (1A及1B)及第2座 (2A及2B)：不適用 天鑽匯、月鑽匯、星鑽匯、日鑽匯及海鑽匯：鋼筋混凝土		
	窗台板的裝修物料	第1座 (1A及1B)及第2座 (2A及2B)：不適用 天鑽匯、月鑽匯、星鑽匯、日鑽匯及海鑽匯：鋪砌人造合成石材		
(d) 花槽	裝修物料的類型	不適用		
(e) 陽台或露台	裝修物料的類型	露台		
		地板	路緣	牆壁
		過底磚	過底磚、天然石及鋁板	鋁框夾層強化玻璃欄杆、瓷磚及鋁板
		天花板		
		鋁板天花； 隔音露台裝配隔音鋁板天花		
	是否有蓋	露台：不適用 陽台：所有露台均有蓋 陽台：不適用		
(f) 乾衣設施	類型及用料	不適用		

### 2. 室內裝修物料

細項	描述			
(a) 大堂	牆壁、地板、天花板的裝修物料的類型			
		牆壁	地板	天花板
	地下、2樓及5樓住宅穿梭升降機大堂	天然石、夾層玻璃飾面、膠質牆紙、鏡飾面及金屬	天然石	乳膠漆面石膏板及金屬
	地下層2樓及地下層1樓停車場升降機大堂	高溫瓷磚、天然石、夾層玻璃飾面、鏡飾面及金屬	高溫瓷磚	乳膠漆面石膏板
	5樓住宅大樓入口升降機大堂 第1座 (1A 及 1B) 及第2座 (2 A及 2B)	天然石、夾層玻璃飾面、膠質牆紙、鏡飾面及金屬	天然石	乳膠漆面石膏板及金屬
	5樓住宅大樓入口升降機大堂 (天鑽匯、月鑽匯、星鑽匯、日鑽匯及海鑽匯)	天然石、夾層玻璃飾面、鏡飾面、木紋木皮飾面及金屬	天然石	乳膠漆面石膏板及金屬
	住宅層升降機大堂 第1座(1A) 及第2座(2A)	天然石、高溫瓷磚、夾層玻璃飾面、鏡飾面、金屬、膠板、木紋木皮飾面及木百頁簾	天然石	乳膠漆面石膏板、膠板及金屬
	住宅層升降機大堂 第1座(1B) 及第2座(2B)	天然石、高溫瓷磚、夾層玻璃飾面、鏡飾面、金屬、膠板、膠質牆紙及木百頁簾	天然石、高溫瓷磚及金屬	乳膠漆面石膏板及金屬
	玄關 (天鑽匯、月鑽匯、星鑽匯、日鑽匯及海鑽匯)	天然石、夾層玻璃飾面、鏡飾面、木紋木皮飾面及金屬	天然石	乳膠漆面石膏板
	地下及3樓消防員升降機大堂	乳膠漆	英泥沙底	石膏板
	住宅層消防員升降機大堂 第1座 (1A 及 1B)、第2座 (2A 及 2B)、天鑽匯、月鑽匯、星鑽匯、日鑽匯及海鑽匯	瓷磚	防滑過底磚	乳膠漆

賣方承諾如期數中沒有安裝指明的品牌名稱或產品型號的升降機或設備，便會安裝品質相若的升降機或設備。



2. 室內裝修物料

細項	描述		
(b) 內牆及天花板	客廳、飯廳及睡房的牆壁及天花板的裝修物料的類型		
		內牆	天花板
	客廳及飯廳	外露牆身乳膠漆  外露牆身乳膠漆及木紋木皮飾面: 第1座(1B)之6樓至12樓、15樓至23樓、25樓至26樓、28樓至33樓、35樓至43樓及45樓至51樓之A 及 B 單位;  第2座(2B)之6樓至12樓、15樓至23樓、25樓至26樓、28樓至33樓、35樓至43樓及45樓至51樓之B、C 及 J 及 K單位  外露牆身乳膠漆、木紋木皮飾面及金屬: 第1座(1B)之6樓至12樓、15樓至23樓、25樓至26樓、28樓至33樓、35樓至43樓及45樓至51樓之C、E、F 及 G單位;  第2座(2B)之6樓至12樓、15樓至23樓、25樓至26樓、28樓至33樓、35樓至43樓及45樓至51樓之D、E 及 F單位  外露牆身乳膠漆、木紋木皮飾面、金屬及鏡飾面: 第2座(2A)之6樓至12樓、15樓至23樓、25樓至26樓、28樓至33樓、35樓至43樓及45樓至51樓之C單位  外露牆身乳膠漆、木紋木皮飾面、膠板、金屬及鏡飾面: 第1座(1B)之6樓至12樓、15樓至23樓、25樓至26樓、28樓至33樓、35樓至43樓及45樓至51樓之D及H單位;  第2座(2B)之6樓至12樓、15樓至23樓、25樓至26樓、28樓至33樓、35樓至43樓及45樓至51樓之A、G 及 H單位	外露乳膠漆及石膏板假陣乳膠漆
	睡房	外露牆身乳膠漆  外露牆身乳膠漆及木紋木皮飾面: 第2座(2B)之6樓至12樓、15樓至23樓、25樓至26樓、28樓至33樓、35樓至43樓及45樓至51樓之A單位  外露牆身乳膠漆、木紋木皮飾面及人造石: 第1座(1B)之6樓至12樓、15樓至23樓、25樓至26樓、28樓至33樓、35樓至43樓及45樓至51樓之C、E、F 及 G單位;  第2座(2B)之6樓至12樓、15樓至23樓、25樓至26樓、28樓至33樓、35樓至43樓及45樓至51樓之D、E 及 F單位	外露乳膠漆及石膏板假陣乳膠漆

細項	描述		
(c) 內牆及天花板	客廳、飯廳及睡房的牆壁及天花板的裝修物料的類型		
		內牆	天花板
	睡房	外露牆身乳膠漆、鏡飾面及金屬: 第1座(1A)之6樓至12樓、15樓至23樓、25樓至26樓、28樓至33樓、35樓至43樓及45樓至51樓之A單位的主人睡房;  天鑽匯、月鑽匯、星鑽匯、日鑽匯及海鑽匯之6樓至12樓及15樓至16樓之A及B單位的主人睡房	外露乳膠漆及石膏板假陣乳膠漆
(d) 內部地板	客廳、飯廳及睡房的地板及牆腳線的用料		
		地板	牆腳線
	客廳及飯廳	高溫瓷磚  複合木地板、人造石及金屬: 第1座(1A)之6樓至12樓、15樓至23樓、25樓至26樓、28樓至33樓、35樓至43樓及45樓至51樓之A、B 及 C單位;  第2座(2A)之6樓至12樓、15樓至23樓、25樓至26樓、28樓至33樓、35樓至43樓及45樓至51樓之A 及 B單位;  天鑽匯、月鑽匯、星鑽匯、日鑽匯及海鑽匯之6樓至12樓及15樓至16樓之A 及 B單位	木腳線
	睡房	高溫瓷磚  複合木地板: 第1座(1A)之6樓至12樓、15樓至23樓、25樓至26樓、28樓至33樓、35樓至43樓及45樓至51樓之A、B 及 C單位;  第2座(2A)之6樓至12樓、15樓至23樓、25樓至26樓、28樓至33樓、35樓至43樓及45樓至51樓之A 及 B單位;  天鑽匯、月鑽匯、星鑽匯、日鑽匯及海鑽匯之6樓至12樓及15樓至16樓之A 及 B單位  複合木地板及金屬: 第1座(1B)之6樓至12樓、15樓至23樓、25樓至26樓、28樓至33樓、35樓至43樓及45樓至51樓之A、B 及H單位;  第2座(2A)之6樓至12樓、15樓至23樓、25樓至26樓、28樓至33樓、35樓至43樓及45樓至51樓之C單位;  第2座(2B)之6樓至12樓、15樓至23樓、25樓至26樓、28樓至33樓、35樓至43樓及45樓至51樓之B及K單位	木腳線

賣方承諾如期數中沒有安裝指明的品牌名稱或產品型號的升降機或設備，便會安裝品質相若的升降機或設備。



## 裝置、裝修物料及設備

細項	描述						
(d) 浴室	(i) 牆壁、地板及天花板的裝修物料的類型						
	<table border="1"> <thead> <tr> <th>牆壁</th><th>地板</th><th>天花板</th></tr> </thead> <tbody> <tr> <td> <p>高溫瓷磚、人造石、鏡飾面、金屬</p> <p>高溫瓷磚及鏡飾面: 第1座(1A)之6樓至12樓、15樓至23樓、25樓至26樓、28樓至33樓、35樓至43樓及45樓至51樓之A單位的主人浴室;</p> <p>天鑽匯、月鑽匯、星鑽匯、日鑽匯及海鑽匯之6樓至12樓及15樓至16樓之A 及 B單位的主人浴室;</p> <p>高溫瓷磚、鏡飾面、金屬: 第1座(1A)之6樓至12樓、15樓至23樓、25樓至26樓、28樓至33樓、35樓至43樓及45樓至51樓之B 及 C 單位的主人浴室;</p> <p>第2座(2A)之6樓至12樓、15樓至23樓、25樓至26樓、28樓至33樓、35樓至43樓及45樓至51樓之A單位的主人浴室及浴室2;</p> <p>第2座(2B)之6樓至12樓、15樓至23樓、25樓至26樓、28樓至33樓、35樓至43樓及45樓至51樓之C 及 J單位的浴室1;</p> <p>天鑽匯及日鑽匯之6樓至12樓及15樓至16樓之A單位的浴室1;</p> <p>星鑽匯之6樓至12樓及15樓至16樓之B單位的浴室1</p> <p>高溫瓷磚、人造石、膠板、夾層玻璃及金屬: 第1座(1B)之6樓至12樓、15樓至23樓、25樓至26樓、28樓至33樓、35樓至43樓及45樓至51樓之C、E、F 及 G單位的浴室1;</p> <p>第2座(2B)之6樓至12樓、15樓至23樓、25樓至26樓、28樓至33樓、35樓至43樓及45樓至51樓之D、E 及 F單位的浴室1;</p> <p>高溫瓷磚、膠板、夾層玻璃、鏡飾面及金屬: 第2座(2B)之6樓至12樓、15樓至23樓、25樓至26樓、28樓至33樓、35樓至43樓及45樓至51樓之A單位的浴室1</p> </td><td> <p>高溫瓷磚及人造石</p> <p>高溫瓷磚: 第1座(1A)之6樓至12樓、15樓至23樓、25樓至26樓、28樓至33樓、35樓至43樓及45樓至51樓之A、B 及 C單位的浴室2;</p> <p>第1座(1B)之6樓至12樓、15樓至23樓、25樓至26樓、28樓至33樓、35樓至43樓及45樓至51樓之A單位的主人浴室;</p> <p>第2座(2A)之6樓至12樓、15樓至23樓、25樓至26樓、28樓至33樓、35樓至43樓及45樓至51樓之C單位的主人浴室及A及B單位浴室2;</p> <p>第2座(2B)之6樓至12樓、15樓至23樓、25樓至26樓、28樓至33樓、35樓至43樓及45樓至51樓之B單位的主人浴室;</p> <p>天鑽匯、月鑽匯、星鑽匯、日鑽匯及海鑽匯之6樓至12樓及15樓至16樓之A 及 B單位的浴室2</p> </td><td> <p>乳膠漆面 石膏板及 鋁板天花</p> </td></tr> </tbody> </table>	牆壁	地板	天花板	<p>高溫瓷磚、人造石、鏡飾面、金屬</p> <p>高溫瓷磚及鏡飾面: 第1座(1A)之6樓至12樓、15樓至23樓、25樓至26樓、28樓至33樓、35樓至43樓及45樓至51樓之A單位的主人浴室;</p> <p>天鑽匯、月鑽匯、星鑽匯、日鑽匯及海鑽匯之6樓至12樓及15樓至16樓之A 及 B單位的主人浴室;</p> <p>高溫瓷磚、鏡飾面、金屬: 第1座(1A)之6樓至12樓、15樓至23樓、25樓至26樓、28樓至33樓、35樓至43樓及45樓至51樓之B 及 C 單位的主人浴室;</p> <p>第2座(2A)之6樓至12樓、15樓至23樓、25樓至26樓、28樓至33樓、35樓至43樓及45樓至51樓之A單位的主人浴室及浴室2;</p> <p>第2座(2B)之6樓至12樓、15樓至23樓、25樓至26樓、28樓至33樓、35樓至43樓及45樓至51樓之C 及 J單位的浴室1;</p> <p>天鑽匯及日鑽匯之6樓至12樓及15樓至16樓之A單位的浴室1;</p> <p>星鑽匯之6樓至12樓及15樓至16樓之B單位的浴室1</p> <p>高溫瓷磚、人造石、膠板、夾層玻璃及金屬: 第1座(1B)之6樓至12樓、15樓至23樓、25樓至26樓、28樓至33樓、35樓至43樓及45樓至51樓之C、E、F 及 G單位的浴室1;</p> <p>第2座(2B)之6樓至12樓、15樓至23樓、25樓至26樓、28樓至33樓、35樓至43樓及45樓至51樓之D、E 及 F單位的浴室1;</p> <p>高溫瓷磚、膠板、夾層玻璃、鏡飾面及金屬: 第2座(2B)之6樓至12樓、15樓至23樓、25樓至26樓、28樓至33樓、35樓至43樓及45樓至51樓之A單位的浴室1</p>	<p>高溫瓷磚及人造石</p> <p>高溫瓷磚: 第1座(1A)之6樓至12樓、15樓至23樓、25樓至26樓、28樓至33樓、35樓至43樓及45樓至51樓之A、B 及 C單位的浴室2;</p> <p>第1座(1B)之6樓至12樓、15樓至23樓、25樓至26樓、28樓至33樓、35樓至43樓及45樓至51樓之A單位的主人浴室;</p> <p>第2座(2A)之6樓至12樓、15樓至23樓、25樓至26樓、28樓至33樓、35樓至43樓及45樓至51樓之C單位的主人浴室及A及B單位浴室2;</p> <p>第2座(2B)之6樓至12樓、15樓至23樓、25樓至26樓、28樓至33樓、35樓至43樓及45樓至51樓之B單位的主人浴室;</p> <p>天鑽匯、月鑽匯、星鑽匯、日鑽匯及海鑽匯之6樓至12樓及15樓至16樓之A 及 B單位的浴室2</p>	<p>乳膠漆面 石膏板及 鋁板天花</p>
牆壁	地板	天花板					
<p>高溫瓷磚、人造石、鏡飾面、金屬</p> <p>高溫瓷磚及鏡飾面: 第1座(1A)之6樓至12樓、15樓至23樓、25樓至26樓、28樓至33樓、35樓至43樓及45樓至51樓之A單位的主人浴室;</p> <p>天鑽匯、月鑽匯、星鑽匯、日鑽匯及海鑽匯之6樓至12樓及15樓至16樓之A 及 B單位的主人浴室;</p> <p>高溫瓷磚、鏡飾面、金屬: 第1座(1A)之6樓至12樓、15樓至23樓、25樓至26樓、28樓至33樓、35樓至43樓及45樓至51樓之B 及 C 單位的主人浴室;</p> <p>第2座(2A)之6樓至12樓、15樓至23樓、25樓至26樓、28樓至33樓、35樓至43樓及45樓至51樓之A單位的主人浴室及浴室2;</p> <p>第2座(2B)之6樓至12樓、15樓至23樓、25樓至26樓、28樓至33樓、35樓至43樓及45樓至51樓之C 及 J單位的浴室1;</p> <p>天鑽匯及日鑽匯之6樓至12樓及15樓至16樓之A單位的浴室1;</p> <p>星鑽匯之6樓至12樓及15樓至16樓之B單位的浴室1</p> <p>高溫瓷磚、人造石、膠板、夾層玻璃及金屬: 第1座(1B)之6樓至12樓、15樓至23樓、25樓至26樓、28樓至33樓、35樓至43樓及45樓至51樓之C、E、F 及 G單位的浴室1;</p> <p>第2座(2B)之6樓至12樓、15樓至23樓、25樓至26樓、28樓至33樓、35樓至43樓及45樓至51樓之D、E 及 F單位的浴室1;</p> <p>高溫瓷磚、膠板、夾層玻璃、鏡飾面及金屬: 第2座(2B)之6樓至12樓、15樓至23樓、25樓至26樓、28樓至33樓、35樓至43樓及45樓至51樓之A單位的浴室1</p>	<p>高溫瓷磚及人造石</p> <p>高溫瓷磚: 第1座(1A)之6樓至12樓、15樓至23樓、25樓至26樓、28樓至33樓、35樓至43樓及45樓至51樓之A、B 及 C單位的浴室2;</p> <p>第1座(1B)之6樓至12樓、15樓至23樓、25樓至26樓、28樓至33樓、35樓至43樓及45樓至51樓之A單位的主人浴室;</p> <p>第2座(2A)之6樓至12樓、15樓至23樓、25樓至26樓、28樓至33樓、35樓至43樓及45樓至51樓之C單位的主人浴室及A及B單位浴室2;</p> <p>第2座(2B)之6樓至12樓、15樓至23樓、25樓至26樓、28樓至33樓、35樓至43樓及45樓至51樓之B單位的主人浴室;</p> <p>天鑽匯、月鑽匯、星鑽匯、日鑽匯及海鑽匯之6樓至12樓及15樓至16樓之A 及 B單位的浴室2</p>	<p>乳膠漆面 石膏板及 鋁板天花</p>					

細項	描述		
(d) 浴室	(i) 牆壁、地板及天花板的裝修物料的類型		
	牆壁	地板	天花板
	高溫瓷磚、夾層玻璃、鏡飾面及金屬: 第2座(2A)之6樓至12樓、15樓至23樓、25樓至26樓、28樓至33樓、35樓至43樓及45樓至51樓之B單位的主人浴室;		乳膠漆面 石膏板及 鋁板天花
	高溫瓷磚、天然石、人造石、強化清玻璃、木紋木皮飾面、鏡飾面及金屬: 第1座(1B)之6樓至12樓、15樓至23樓、25樓至26樓、28樓至33樓、35樓至43樓及45樓至51樓之D單位的浴室1;		
	高溫瓷磚、天然石、人造石、強化清玻璃、鏡飾面及金屬:  第2座(2B)之6樓至12樓、15樓至23樓、25樓至26樓、28樓至33樓、35樓至43樓及45樓至51樓之G及H單位的浴室1		
(ii) 牆壁的裝修物料是否鋪至天花板	鋪至假天花高度		

賣方承諾如期數中沒有安裝指明的品牌名稱或產品型號的升降機或設備，便會安裝品質相若的升降機或設備。



2. 室內裝修物料

細項	描述				
(e) 廚房	(i) 牆壁、地板、天花板及灶台的裝修物料的類型				
		牆壁	地板	天花板	灶台
	廚房	鏡飾面、金屬及高溫瓷磚	高溫瓷磚	乳膠漆面石膏板及鋁板天花	實心面板材料
		鏡飾面、金屬、膠板及高溫瓷磚: 第1座(1A)之6樓至12樓、15樓至23樓、25樓至26樓、28樓至33樓、35樓至43樓及45樓至51樓之A及B單位;			
		第2座(2A)之6樓至12樓、15樓至23樓、25樓至26樓、28樓至33樓、35樓至43樓及45樓至51樓之B單位			

	夾層玻璃、金屬、人造石及高溫瓷磚: 天鑽匯及日鑽匯之6樓至12樓及15樓至16樓之A單位;				
	星鑽匯及海鑽匯之6樓至12樓及15樓至16樓之B單位				
	夾層玻璃、鏡飾面、膠板、金屬、人造石及高溫瓷磚: 月鑽匯、星鑽匯及海鑽匯之6樓至12樓及15樓至16樓之A單位;				
	天鑽匯、月鑽匯及日鑽匯之6樓至12樓及15樓至16樓之B單位				

細項	描述				
(e) 廚房	(i) 牆壁、地板、天花板及灶台的裝修物料的類型				
		牆壁	地板	天花板	灶台
	開放式廚房	鏡飾面及金屬	高溫瓷磚	乳膠漆面石膏板	實心面板材
		高溫瓷磚及金屬:  第1座(1A)之6樓至12樓、15樓至23樓、25樓至26樓、28樓至33樓、35樓至43樓及45樓至51樓之A單位;			實心面板材料及天然石: 第1座(1A)之6樓至12樓、15樓至23樓、25樓至26樓、28樓至33樓、35樓至43樓及45樓至51樓之A單位;
		第2座(2A)之6樓至12樓、15樓至23樓、25樓至26樓、28樓至33樓、35樓至43樓及45樓至51樓之A單位;			第2座(2A)之6樓至12樓、15樓至23樓、25樓至26樓、28樓至33樓、35樓至43樓及45樓至51樓之A單位;
		第2座(2A)之6樓至12樓、15樓至23樓、25樓至26樓、28樓至33樓、35樓至43樓及45樓至51樓之A單位;			第2座(2B)之6樓至12樓、15樓至23樓、25樓至26樓、28樓至33樓、35樓至43樓及45樓至51樓之A 及 J 單位
	(ii) 牆壁的裝修物料是否鋪至天花板			鋪至假天花高度	

賣方承諾如期數中沒有安裝指明的品牌名稱或產品型號的升降機或設備，便會安裝品質相若的升降機或設備。



# FITTINGS, FINISHES AND APPLIANCES

## 裝置、裝修物料及設備

### 3. 室內裝置

細項	描述			
(a) 門		用料	裝修物料	配件
	單位主入口	防火實心木門	木紋木皮飾面及金屬	防盜眼、門鼓、鎖及門頂
	單位主入口 (連接玄關及消防員升降機大堂)	防火實心木門	木紋木皮飾面	防盜眼、門鼓、鎖及門頂
	露台	鋁框配以雙層中空清玻璃片配低輻射鍍膜	氟碳塗層鋁框配以雙層中空清玻璃片配低輻射鍍膜	鎖
	工作平台	鋁框配以玻璃片	氟碳塗層鋁框配以雙層中空清玻璃片配低輻射鍍膜	鎖
			氟碳塗層鋁框配以單片酸蝕玻璃： 第 1 座 (1A)之 7 樓至 12 樓、15 樓至 23 樓、25 樓至 26 樓、28 樓至 33 樓、35 樓至 43 樓及 45 樓至 51 樓之 C 單位;  第 1 座 (1B)之 7 樓至 12 樓、15 樓至 23 樓、25 樓至 26 樓、28 樓至 33 樓、35 樓至 43 樓及 45 樓至 51 樓之 A 單位	

細項	描述			
(a) 門		用料	裝修物料	配件
	主人睡房	實心木門	木紋木皮飾面及金屬	鎖及門頂
	睡房1	實心木門	木紋木皮飾面及金屬	鎖及門頂
		金屬框夾層玻璃門: 第1座(1B)之6樓至12樓、15樓至23樓、25樓至26樓、28樓至33樓、35樓至43樓及45樓至51樓之C、E、F及G單位;  第2座(2B)之6樓至12樓、15樓至23樓 25樓至26樓、28樓至33樓、35樓至43樓及45樓至51樓之A、C、D、E、F及J單位	金屬框夾層玻璃:	門頂: 第2座(2B)之6樓至12樓、15樓至23樓、25樓至26樓、28樓至33樓、35樓至43樓及45樓至51樓之A、C及J單位  不適用: 第1座(1B)之6樓至12樓、15樓至23樓、25樓至26樓、28樓至33樓、35樓至43樓及45樓至51樓之C、E、F及G單位;  第2座(2B)之6樓至12樓、15樓至23樓、25樓至26樓、28樓至33樓、35樓至43樓及45樓至51樓之D、E及F單位;
	睡房2	實心木門	木紋木皮飾面及金屬	鎖及門頂
	睡房3	實心木門	木紋木皮飾面及金屬	鎖及門頂
	主人浴室	實心木門	木紋木皮飾面、膠板及金屬	鎖及門頂
		實心木門連木百葉: 第2座(2A)之6樓至12樓、15樓至23樓、25樓至26樓、28樓至33樓、35樓至43樓及45樓至51樓之 B 單位;  金屬框夾層玻璃門: 第1座(1A)之6樓至12樓、15樓至23樓、25樓至26樓、28樓至33樓、35樓至43樓及45樓至51樓之A 單位;  天鑽匯、月鑽匯、星鑽匯、日鑽匯及海鑽匯之6樓至12樓及15樓至16樓之A 及 B 單位	金屬框夾層玻璃	鎖

賣方承諾如期數中沒有安裝指明的品牌名稱或產品型號的升降機或設備，便會安裝品質相若的升降機或設備。



3. 室內裝置

細項	描述			
(a) 門		用料	裝修物料	配件
	浴室1	<p>實心木門</p> <p>實心木門連木百葉: 第1座(1A)之6樓至12樓、15樓至23樓、25樓至26樓、28樓至33樓、35樓至43樓及45樓至51樓之A 及 B 單位;</p> <p>第1座(1B)之6樓至12樓、15樓至23樓、25樓至26樓、28樓至33樓、35樓至43樓及45樓至51樓之A 及 H 單位;</p> <p>第2座(2A)之6樓至12樓、15樓至23樓、25樓至26樓、28樓至33樓、35樓至43樓及45樓至51樓之 B 單位;</p> <p>第2座(2B)之6樓至12樓、15樓至23樓、25樓至26樓、28樓至33樓、35樓至43樓及45樓至51樓之B 及 K 單位;</p> <p>海鑽匯之6樓至12樓及15樓至16樓之B單位;</p>	木紋木皮飾面、膠板及金屬	鎖及門頂
		<p>實心木掩門連木百葉及實心木趟門: 天鑽匯及日鑽匯之6樓至12樓及15樓至16樓之A 單位;</p> <p>星鑽匯之6樓至12樓及15樓至16樓之B 單位</p>		<p>鎖及門頂; 天鑽匯及日鑽匯之6樓至12樓及15樓至16樓之A 單位 (掩門);</p> <p>星鑽匯之6樓至12樓及15樓至16樓之B 單位 (掩門)</p> <p>鎖; 天鑽匯及日鑽匯之6樓至12樓及15樓至16樓之A 單位 (趟門);</p> <p>星鑽匯之6樓至12樓及15樓至16樓之B 單位 (趟門)</p>

細項	描述			
(a) 門		用料	裝修物料	配件
	浴室1	金屬框夾層玻璃門: 第1座(1B)之6樓至12樓、15樓至23樓、25樓至26樓、28樓至33樓、35樓至43樓及45樓至51樓之C、E、F 及 G單位;  第2座(2B)之6樓至12樓、15樓至23樓、25樓至26樓、28樓至33樓、35樓至43樓及45樓至51樓之A、D、E 及 F 單位	金屬框夾層玻璃	鎖: 第1座(1B)之6樓至12樓、15樓至23樓、25樓至26樓、28樓至33樓、35樓至43樓及45樓至51樓之C、D、E、F 及 G單位;  第2座(2B)之6樓至12樓、15樓至23樓、25樓至26樓、28樓至33樓、35樓至43樓及45樓至51樓之A、D、E、F、G 及H單位
		金屬框玻璃門: 第1座(1B)之6樓至12樓、15樓至23樓、25樓至26樓、28樓至33樓、35樓至43樓及45樓至51樓之D單位;  第2座(2B)之6樓至12樓、15樓至23樓、25樓至26樓、28樓至33樓、35樓至43樓及45樓至51樓之G 及 H單位	金屬框玻璃門	
	浴室2	實心木門	木紋木皮飾面、膠板及金屬	鎖及門頂
		實心木門連木百葉: 第1座(1A)之6樓至12樓、15樓至23樓、25樓至26樓、28樓至33樓、35樓至43樓及45樓至51樓之A 單位;  天鑽匯及日鑽匯之6樓至12樓及15樓至16樓之A 單位;  星鑽匯及海鑽匯之6樓至12樓及15樓至16樓之B 單位		
	廚房	防火實心木門配玻璃視窗	木紋木皮飾面、膠板、金屬及防火清玻璃	門鼓、鎖及門頂

賣方承諾如期數中沒有安裝指明的品牌名稱或產品型號的升降機或設備，便會安裝品質相若的升降機或設備。



# FITTINGS, FINISHES AND APPLIANCES

## 裝置、裝修物料及設備

### 3. 室內裝置

細項	描述			
(a) 門		用料	裝修物料	配件
	工作間	防火實心木門	膠板	門鼓、鎖及門頂
		實心木門: 第1座(1A)之6樓至12樓、15樓至23樓、25樓至26樓、28樓至33樓、35樓至43樓及45樓至51樓之A單位;  第2座(2A)之6樓至12樓、15樓至23樓、25樓至26樓、28樓至33樓、35樓至43樓及45樓至51樓之A 單位	木紋木皮飾面、膠板及金屬	鎖及門頂
	洗手間	鋁框磨沙強化玻璃門	鋁框磨沙強化玻璃	不適用

細項	描述		
(b) 浴室	(i) 裝置及設備的類型及用料		
	裝置及設備	類型	用料
	櫃	洗手盆檯面	天然石
		洗手盆櫃	膠板、鏡飾面及金屬木製櫃  膠板、鏡飾面及夾層玻璃飾面及金屬木製櫃: 第1座(1A)之6樓至12樓、15樓至23樓、25樓至26樓、28樓至33樓、35樓至43樓及45樓至51樓之A單位的主人浴室;  天鑽匯、月鑽匯、星鑽匯、日鑽匯及海鑽匯之6樓至12樓及15樓至16樓之A及B單位的主人浴室
		鏡櫃	膠板、鏡飾面、玻璃、夾層玻璃飾面及金屬木製櫃  膠板、玻璃、鏡飾面及金屬木製櫃: 第1座(1B)之6樓至12樓、15樓至23樓、25樓至26樓、28樓至33樓、35樓至43樓及45樓至51樓之C、D、E、F及G單位的浴室1;  第2座(2B)之6樓至12樓、15樓至23樓、25樓至26樓、28樓至33樓、35樓至43樓及45樓至51樓之A、D、E、F、G及H單位的浴室1;  鏡飾面連金屬框: 第1座(1B)之6樓至12樓、15樓至23樓、25樓至26樓、28樓至33樓、35樓至43樓及45樓至51樓之D單位的浴室1;  第2座(2B)之6樓至12樓、15樓至23樓、25樓至26樓、28樓至33樓、35樓至43樓及45樓至51樓之G及H單位的浴室1

賣方承諾如期數中沒有安裝指明的品牌名稱或產品型號的升降機或設備，便會安裝品質相若的升降機或設備。



3. 室內裝置

細項	描述		
(b) 浴室	(i) 裝置及設備的類型及用料		
	裝置及設備	類型	用料
	潔具裝置	洗手盆水龍頭	鍍鉻
		洗手盆	搪瓷
		坐廁	搪瓷
		毛巾架	鏡飾面及金屬
		廁紙架	鍍鉻
	浴室設備	手動捲簾: 第1座(1A)之6樓至12樓、15樓至23樓、25樓至26樓、28樓至33樓、35樓至43樓及45樓至51樓之B及C單位的主人浴室;  第1座(1B)之6樓至12樓、15樓至23樓、25樓至26樓、28樓至33樓、35樓至43樓及45樓至51樓之D單位的浴室1;  第2座(2A)之6樓至12樓、15樓至23樓、25樓至26樓、28樓至33樓、35樓至43樓及45樓至51樓之A單位的主人浴室、浴室1及浴室2;  第2座(2A)之6樓至12樓、15樓至23樓、25樓至26樓、28樓至33樓、35樓至43樓及45樓至51樓之B單位的浴室2;  第2座(2A)之6樓至12樓、15樓至23樓、25樓至26樓、28樓至33樓、35樓至43樓及45樓至51樓之C單位的主人浴室;  第2座(2B)之6樓至12樓、15樓至23樓、25樓至26樓、28樓至33樓、35樓至43樓及45樓至51樓之B單位的主人浴室;  第2座(2B)之6樓至12樓、15樓至23樓、25樓至26樓、28樓至33樓、35樓至43樓及45樓至51樓之G及H單位的浴室1  天鑽匯、月鑽匯、星鑽匯、日鑽匯及海鑽匯之6樓至12樓及15樓至16樓之A 及 B 單位的主人浴室	
	(ii) 供水系統的類型及用料	冷水喉採用銅喉及熱水喉採用配有隔熱絕緣保護之銅喉	
	(iii) 沐浴設施 (包括花灑或浴缸、如適用的話)		
	沐浴設施	類型	用料
	淋浴	淋浴間	強化清玻璃
		花灑套裝	鍍鉻
	浴缸	浴缸	搪瓷鑄鐵
		浴缸龍頭及花灑套裝	鍍鉻

細項	描述
(b) 浴室	(iv) 浴缸大小 (如適用的話)  1500毫米 (長) x 700毫米(闊) x 430毫米(高) 第1座(1A)之6樓至12樓、15樓至23樓、25樓至26樓、28樓至33樓、35樓至43樓及45樓至51樓之B及 C單位的主人浴室;  第1座(1A)之6樓至12樓、15樓至23樓、25樓至26樓、28樓至33樓、35樓至43樓及45樓至51樓之A、B及C單位的浴室2;  第1座(1B)之6樓至12樓、15樓至23樓、25樓至26樓、28樓至33樓、35樓至43樓及45樓至51樓之A單位的主人浴室;  第2座(2A)之6樓至12樓、15樓至23樓、25樓至26樓、28樓至33樓、35樓至43樓及45樓至51樓之A及B單位的主人浴室及浴室2;  第2座(2A)之6樓至12樓、15樓至23樓、25樓至26樓、28樓至33樓、35樓至43樓及45樓至51樓之C單位的主人浴室;  第2座(2B)之6樓至12樓、15樓至23樓、25樓至26樓、28樓至33樓、35樓至43樓及45樓至51樓之B單位的主人浴室;  天鑽匯、月鑽匯、星鑽匯、日鑽匯及海鑽匯之6樓至12樓及15樓至16樓之A 及 B單位的浴室2  1700毫米(長) x 800毫米(闊) x 460毫米(高): 第1座(1A)之6樓至12樓、15樓至23樓、25樓至26樓、28樓至33樓、35樓至43樓及45樓至51樓之A單位的主人浴室;  天鑽匯、月鑽匯、星鑽匯、日鑽匯及海鑽匯之6樓至12樓及15樓至16樓之A 及 B單位的主人浴室

賣方承諾如期數中沒有安裝指明的品牌名稱或產品型號的升降機或設備，便會安裝品質相若的升降機或設備。

# FITTINGS, FINISHES AND APPLIANCES

## 裝置、裝修物料及設備

### 3. 室內裝置

細項	描述	
(c) 廚房	(i) 洗滌盆的用料	不銹鋼
	(ii) 供水系統的用料	冷水喉採用銅喉及熱水喉採用配有隔熱絕緣保護之銅喉
	(iii) 廚櫃的用料及裝修物料	裝修物料
	用料	木製廚櫃及木櫃門板
		高光亞克力板、木紋木皮飾面、鏡飾面及玻璃飾面及金屬
		高光亞克力板: 第1座(1A)之6樓至12樓、15樓至23樓、25樓至26樓、28樓至33樓、35樓至43樓及45樓至51樓之B 及C 單位;
		第1座(1B)之6樓至12樓、15樓至23樓、25樓至26樓、28樓至33樓、35樓至43樓及45樓至51樓之B單位;
		第2座(2A)之6樓至12樓、15樓至23樓、25樓至26樓、28樓至33樓、35樓至43樓及45樓至51樓之B 單位;
		第2座(2B)之6樓至12樓、15樓至23樓、25樓至26樓、28樓至33樓、35樓至43樓及45樓至51樓之C單位
		高光亞克力板及木紋木皮飾面: 第1座(1B)之6樓至12樓、15樓至23樓、25樓至26樓、28樓至33樓、35樓至43樓及45樓至51樓之H單位
		高光亞克力板、高光烤漆板、夾層玻璃飾面及金屬: 第1座(1A)之6樓至12樓、15樓至23樓、25樓至26樓、28樓至33樓、35樓至43樓及45樓至51樓之A 單位;
		第2座(2A)之6樓至12樓、15樓至23樓、25樓至26樓、28樓至33樓、35樓至43樓及45樓至51樓之A 單位
		高光亞克力板、鏡飾面及玻璃飾面及金屬: 第2座(2B)之6樓至12樓、15樓至23樓、25樓至26樓、28樓至33樓、35樓至43樓及45樓至51樓之B單位
		高光亞克力板、木紋木皮飾面、鏡飾面及金屬: 第1座(1B)之6樓至12樓、15樓至23樓、25樓至26樓、28樓至33樓、35樓至43樓及45樓至51樓之D單位;
		第2座(2B)之6樓至12樓、15樓至23樓、25樓至26樓、28樓至33樓、35樓至43樓及45樓至51樓之A、G及H單位

細項	描述		
(c) 廚房	(iii) 廚櫃的用料及裝修物料	用料	裝修物料
		木製廚櫃及木櫃門板	高光亞克力板、鏡飾面及金屬: 第2座(2B)之6樓至12樓、15樓至23樓、25樓至26樓、28樓至33樓、35樓至43樓及45樓至51樓之J 及 K 單位  高光亞克力板、木紋木皮飾面、玻璃飾面及金屬: 月鑽匯、星鑽匯及海鑽匯之6樓至12樓及15樓至16樓之A單位;  天鑽匯、月鑽匯及日鑽匯之6樓至12樓及15樓至16樓之B單位  高光亞克力板、高光烤漆板、木紋木皮飾面、玻璃飾面及金屬: 天鑽匯及日鑽匯之6樓至12樓及15樓至16樓之A單位;  星鑽匯及海鑽匯之6樓至12樓及15樓至16樓之B單位
	(iv) 所有其他裝置及設備的類型	消防花灑頭及煙霧偵測器設於開放式廚房  隨樓附送之設備及品牌、請參閱「設備說明表」	
(d) 睡房	裝置(包括嵌入式衣櫃) 的類型及用料	類型	用料
		嵌入式衣櫃: 第1座(1B)之6樓至12樓、15樓至23樓、25樓至26樓、28樓至33樓、35樓至43樓及45樓至51樓之C、E、F 及G單位;  第2座(2B)之6樓至12樓、15樓至23樓、25樓至26樓、28樓至33樓、35樓至43樓及45樓至51樓之A、C、D、E、F 及 J單位	鏡飾面連金屬框及膠板
		手動窗簾	布質

賣方承諾如期數中沒有安裝指明的品牌名稱或產品型號的升降機或設備，便會安裝品質相若的升降機或設備。



# FITTINGS, FINISHES AND APPLIANCES

## 裝置、裝修物料及設備

### 3. 室內裝置

細項		描述
(e) 電話	接駁點的位置及數目	請參考“機電裝置數量說明表”
(f) 天線	接駁點的位置及數目	請參考“機電裝置數量說明表”
(g) 電力裝置	(i) 供電附件 (包括安全裝置)	提供所有電制及插座之面板。提供三相電力並裝妥微型斷路器
	(ii) 導管是隱藏或外露	導管是部分隱藏及部分外露 除部分隱藏於混凝土內之導管外,其他部分的導管均為外露  外露的導管可能被假天花、假陣、貯存櫃、覆面、非混凝土間牆、指定之槽位或其他物料遮蓋
	(iii) 電插座及空調機接駁點的位置及數目	請參考“機電裝置數量說明表”
(h) 氣體供應	類型	煤氣
	系統	煤氣喉接駁煤氣煮食爐
	位置	請參考“設備說明表 - 廚房 / 開放式廚房 / 工作間”
(i) 洗衣機接駁點	位置	請參考“機電裝置數量說明表”
	設計	設有洗衣乾衣機及洗衣機來去水位設計
(j) 供水	(i) 水管的用料	冷水喉採用銅喉及熱水喉採用配有隔熱絕緣保護之銅喉
	(ii) 水管是隱藏或外露	水管是部分隱藏及部分外露  除部分隱藏於混凝土內之水管外,其他部分的水管均為外露 外露的水管可能被假天花、假陣、貯存櫃、覆面、非混凝土間牆、指定之槽位或其他物料遮蓋
	(iii) 有否熱水供應	有熱水供應

### 4. 雜項

細項	描述		
(a) 升降機	第1座 (1A及1B) 及第2座 (2A及2B)		
	(i)	品牌名稱	東芝
		產品型號	ELBRIGHT (CL-300W)
	(ii)	升降機的數目	12部
		到達的樓層	5部升降機到達第1座(1A及1B) 樓層: 5 樓至 12 樓、15 樓至 23 樓、25 樓至 26 樓、 28 樓至 33 樓、35 樓至 43 樓及 45 樓至 51 樓單位  1 部升降機到達第 1 座(1A 及 1B) 樓層: 5 樓至 12 樓、15 樓至 23 樓、25 樓、26 樓、 27 樓*、28 樓至 33 樓、35 樓至 43 樓及 45 樓至 51 樓單位及天台  5 部升降機到達第 2 座(2A 及 2B) 樓層: 5 樓至 12 樓、15 樓至 23 樓、25 樓至 26 樓、 28 樓至 33 樓、35 樓至 43 樓及 45 樓至 51 樓單位  1 部升降機到達第 2 座(2A 及 2B) 樓層: 5 樓至 12 樓、15 樓至 23 樓、25 樓、26 樓、 27 樓*、28 樓至 33 樓、35 樓至 43 及 45 樓至 51 樓單位及天台  *電梯門只有在激活相關消防員開關製時才運行
	天鑽匯、月鑽匯、星鑽匯、日鑽匯及海鑽匯		
	(i)	品牌名稱	東芝
		產品型號	ELCOSMO (CV-320)
	(ii)	升降機的數目	10部
		到達的樓層	2 部升降機到達天鑽匯樓層: 5 樓至 12 樓及 15 樓至 16 樓單位  2 部升降機到達月鑽匯樓層: 5 樓至 12 樓及 15 樓至 16 樓單位  2 部升降機到達星鑽匯樓層: 5樓至12樓及15樓至16樓單位  2 部升降機到達日鑽匯 樓層: 5 樓至 12 樓及 15 樓至 16 樓單位  2 部升降機到達海鑽匯樓層: 5樓至12樓及15樓至16樓單位

賣方承諾如期數中沒有安裝指明的品牌名稱或產品型號的升降機或設備，便會安裝品質相若的升降機或設備。

# FITTINGS, FINISHES AND APPLIANCES

## 裝置、裝修物料及設備

### 4. 雜項

細項	描述		
(a) 升降機	平台升降機		
	穿梭升降機於第 2 座		
	(i)	品牌名稱	迅達
		產品型號	5500MRL
	(ii)	升降機的數目	3 部
		到達的樓層	地下、2 樓及 5 樓
	穿梭升降機於第 5 座		
	(i)	品牌名稱	迅達
		產品型號	5500MRL
	(ii)	升降機的數目	4 部
		到達的樓層	地下、2 樓及 5 樓 (5 樓樓層僅在發展期數第 3 期完成)
	停車場升降機		
	(i)	品牌名稱	迅達
		產品型號	5500MRL
	(ii)	升降機的數目	2 部
		到達的樓層	1 部升降機到達樓層: 地下層 2 樓、地下層 1 樓、2 樓及 5 樓  1 部升降機到達樓層: 地下層 2 樓、地下層 1 樓、地下*、1 樓*、 2 樓、3 樓*及 5 樓 *電梯門只有在激活相關消防員開關製時才運行
(b) 信箱	平台服務升降機		
	(i)	品牌名稱	迅達
		產品型號	5500MRL
	(ii)	升降機的數目	2 部
		到達的樓層	1 部升降機到達樓層: 地下、3 樓及 5 樓 (5 樓樓層僅在發展期數第 5 期完成)  1 部升降機到達樓層: 地下層 2 樓*、地下層 1 樓*及地下* *電梯門只有在激活相關消防員開關製時才運行
(b) 信箱	用料	不銹鋼	
(c) 垃圾收集	(i) 垃圾收集的方法	由清潔工人收集垃圾	
	(ii) 垃圾房的位置	垃圾及物料回收室位於： 第1座 (1A及1B) 每層住宅樓層（5樓、27樓及天台除外）； 第2座 (2A及2B) 每層住宅樓層（5樓、27樓及天台除外）；及 天鑽匯、月鑽匯、星鑽匯、日鑽匯及海鑽匯每層住宅樓層（天台除外）  垃圾及物料回收房設於地下樓層	

細項	描述			
(d) 水錶、電錶及氣體錶	(i) 位置	水錶	電錶	氣體錶
	第1座 (1A及1B)	每層之公共水錶房內	每層之公共電錶房內	廚房內 (不包括開放式廚房)
	第2座 (2A及2B)	每層之公共水錶箱內	每層之公共電錶房內	廚房內 (不包括開放式廚房)
	天鑽匯、月鑽匯、星鑽匯、日鑽匯及海鑽匯	6樓至10樓之 單位之水錶於5樓公共水錶箱內	每層之公共電錶房內	廚房內 (不包括開放式廚房)
		11樓至12樓及15樓至16樓之 單位之水錶於天台公共水錶箱內		
(ii) 就住宅單位而言是獨立或公用的錶	獨立	獨立	獨立	獨立

賣方承諾如期數中沒有安裝指明的品牌名稱或產品型號的升降機或設備，便會安裝品質相若的升降機或設備。

5. 保安設施

細項	描述		
保安設施	保安系統及設備 (包括嵌入的式裝備的細節及其位置)	入口通道控制及保安系統	<p>第1座 (1A及1B) 及第2座 (2A及2B) 每戶單位設有門口視像對講機 並連接各大廈位於5樓入口大堂服務員櫃台（有關住宅單位視像對講機位置，請參閱“機電裝置數量說明表”）</p> <p>天鑽匯、月鑽匯、星鑽匯、日鑽匯及海鑽匯每戶單位設有門口視像對講機並連接位於星鑽匯5樓之保安服務處（有關住宅單位視像對講機位置，請參閱“機電裝置數量說明表”）</p> <p>每座住宅大樓5樓之入口升降機大堂均設有智能卡系統(八達通卡)。天鑽匯、月鑽匯、星鑽匯、日鑽匯及海鑽匯的升降機內均設有智能卡系統(八達通卡)</p> <p>停車場設有停車場管理系統,並位於5樓車道入口提供車閘</p>
		閉路電視	閉路電視設於入口大堂、升降機內及公用空間並連接至位於第1座 (1A及1B) 及第2座 (2A及2B) 5樓之大堂服務員櫃台, 以及為天鑽匯、月鑽匯、星鑽匯、日鑽匯及海鑽匯連接位於星鑽匯5樓之保安服務處

6. 設備

細項	描述
設備	品牌名稱及型號: 請參考「設備說明表」

賣方承諾如期數中沒有安裝指明的品牌名稱或產品型號的升降機或設備，便會安裝品質相若的升降機或設備。



FITTINGS, FINISHES AND APPLIANCES  
裝置、裝修物料及設備

APPLIANCES SCHEDULE - KITCHEN / OPEN KITCHEN / UTILITY 設備說明表 - 廚房 / 開放式廚房 / 工作間

Appliances 設備	Brand Name 品牌	Model Number 型號	Tower 1(1A) 第1座 (1A)	Tower 1 (1B) 第1座 (1B)									Tower 2 (2A) 第2座 (2A)			Tower 2 (2B) 第2座 (2B)										Diamond Sky Mansion 天鑽匯		Luna Sky Mansion 月鑽匯		Star Sky Mansion 星鑽匯		Sun Sky Mansion 日鑽匯		Ocean Sky Mansion 海鑽匯								
			6/F - 12/F, 15/F - 23/F, 25/F - 26/F, 28/F - 33/F, 35/F - 43/F and 45/F - 51/F 6樓至12樓、15樓至23樓、25樓至26樓、28樓至33樓、35樓至43樓及45樓至51樓																																6/F - 12/F and 15/F - 16/F 6樓至12樓及15樓至16樓							
			A	B	C	A	B	C	D	E	F	G	H	A	B	C	A	B	C	D	E	F	G	H	J	K	A	B	A	B	A	B	A	B								
Induction hob 電磁爐	Siemens 西門子	EX375FXB1E	√	√	√	-	√	√	√	√	√	√	√	√	√	-	√	-	√	√	√	√	√	√	√	√	√	√	√	√	√	√	√	√								
		EH685DV19E	-	-	-	√	-	-	-	-	-	-	-	-	-	-	√	-	√	-	-	-	-	-	-	-	-	-	-	-	-	-	-	-	-							
Cooker hoods 抽油煙機		LI67SA530B	√	-	-	√	√	√	√	√	√	√	√	√	-	√	√	√	√	√	√	√	√	√	√	√	-	-	-	-	-	-	-	-								
		LC91BE542B	√	√	√	-	-	-	-	-	-	-	-	√	√	-	-	-	-	-	-	-	-	-	-	-	√	√	√	√	√	√	√	√								
Gas hob 氣體煮食爐		ER326AB92X	√	√	√	-	-	-	-	-	-	-	-	√	√	-	-	-	-	-	-	-	-	-	-	-	√	√	√	√	√	√	√	√								
		ER326BB90X	√	√	√	-	-	-	-	-	-	-	-	√	√	-	-	-	-	-	-	-	-	-	-	-	√	√	√	√	√	√	√	√								
Microwave oven 微波爐		CM656GBS1B	√	√	√	-	-	-	-	-	-	-	-	√	√	-	-	-	-	-	-	-	-	-	-	-	√	√	√	√	√	√	√	√								
		BE634LGS1B	-	-	-	√	-	-	-	√	-	√	√	-	-	-	-	√	-	-	√	√	√	-	-	√	-	-	-	-	-	-	-	-								
		BE634RGS1B	-	-	-	-	√	√	√	-	√	-	-	-	-	√	√	-	√	√	-	-	-	√	√	-	-	-	-	-	-	-	-	-	-							
Washer dryer 洗衣乾衣機		WK14D321HK	√	√	√	√	√	√	√	√	√	√	√	√	√	√	√	√	√	√	√	√	√	√	√	√	-	-	-	-	-	-	-	-								
Washing machine 洗衣機		WM10Q362HK	-	-	-	-	-	-	-	-	-	-	-	-	-	-	-	-	-	-	-	-	-	-	-	-	√	√	√	√	√	√	√	√								
Tumble dryer 乾衣機		WT46B200HK	-	-	-	-	-	-	-	-	-	-	-	-	-	-	-	-	-	-	-	-	-	-	-	-	√	√	√	√	√	√	√	√								
Fridge freezer 雪櫃連冰箱		KI28NP60HK	-	-	-	-	√	√	√	√	√	√	√	-	-	-	√	-	√	√	√	√	√	√	√	√	-	-	-	-	-	-	-	-								
		KI34NP60HK	√	√	√	√	-	-	-	-	-	-	-	√	√	√	-	√	-	-	-	-	-	-	-	-	√	√	√	√	√	√	√	√								
Fridge 雪櫃		KU15RA65HK	√	√	√	-	-	-	-	-	-	-	-	√	√	-	-	-	-	-	-	-	-	-	-	-	√	√	√	√	√	√	√	√								

Remarks:  
1. The symbol "-" as shown in the above table denotes "Not Provided".  
2. Flame cooking is only allowed in residential properties provided with gas cooking hob. Gas main / gas supply is not provided in residential properties not provided with gas cooking hob.

附註:  
1. 上表符號 "-" 表示不提供。  
2. 只可在有提供煤氣煮食爐的住宅物業內明火煮食。沒有提供煤氣煮食爐的住宅物業不會有煤氣管道 / 煤氣供應。

The Vendor undertakes that if lifts or appliances of the specified brand name or model number are not installed in the Phase, lifts or appliances of comparable quality will be installed.  
賣方承諾如期數中沒有安裝指明的品牌名稱或產品型號的升降機或設備，便會安裝品質相若的升降機或設備。

FITTINGS, FINISHES AND APPLIANCES  
裝置、裝修物料及設備



Schedule of Mechanical and Electrical Provisions (Tower 1(1A&1B))  
機電裝置數量說明表(第 1 座(1A 及 1B))

Location 位置	Mechanical and Electrical Provisions 機電裝置		Tower 1 (1A) 第 1 座(1A)			Tower 1 (1B) 第 1 座(1B)							
			6/F-12/F, 15/F-23/F, 25/F-26/F, 28/F-33/F, 35/F-43/F & 45/F-51/F 6 樓至 12 樓、15 樓至 23 樓、25 樓至 26 樓、28 樓至 33 樓、35 樓至 43 樓及 45 樓至 51 樓										
	Exposed Type 外露型	Non-exposed Type 非外露型	A	B	C	A	B	C	D	E	F	G	H
Living Room/ Dining Room and Corridor 客廳/飯廳和走廊	Lighting Switch (Master Lights Off Switch) 燈掣(總熄燈掣)		1	1	1	1	1	1	-	1	1	1	1
	Lighting Switch 燈掣		6	6	6	5	3	2	3	2	2	2	3
	Lighting Point 燈位		7	4	4	4	5	3	3	3	3	3	4
	Telephone Outlet 電話插座		2	2	2	2	2	2	1	2	2	2	2
	TV/FM Outlet 電視機/電台天線插座		2	2	2	2	2	2	1	2	2	2	2
	13A Single Socket Outlet 13A 單位電插座		-	-	-	-	-	-	1	-	-	-	-
	13A Twin Socket Outlet 13A 雙位電插座		5	4	4	4	3	4	1	4	4	4	2
	13A Twin Socket Outlet (with USB port) 13A 雙位電插座(附有 USB 接口)		-	-	-	-	-	-	1	-	-	-	-
	Switch (Dehumidifier) 開關掣 (抽濕機)		1	1	1	1	1	-	-	-	-	-	1
	Switch (Exhaust Fan & Electric Water Heater) 開關掣(抽氣扇及電熱水器)		2	1	1	1	1	-	-	-	-	-	1

- (1) The Symbol "-" as shown in the above table denotes "Not Provided". 上表符號"-"表示不提供。
- (2) The Symbol "/" as shown in the above table denotes "Not Applicable". 上表符號"/"表示不適用。
- (3) The Vendor undertakes that if lifts or appliances of the specified brand name or model number are not installed in the Phase, lifts or appliances of comparable quality will be installed.  
賣方承諾如期數中沒有安裝指明的品牌名稱或產品型號的升降機或設備，便會安裝品質相若的升降機或設備。

FITTINGS, FINISHES AND APPLIANCES  
裝置、裝修物料及設備

Schedule of Mechanical and Electrical Provisions (Tower 1(1A&1B))  
機電裝置數量說明表(第 1 座(1A 及 1B))

Location 位置	Mechanical and Electrical Provisions 機電裝置		Tower 1 (1A) 第 1 座(1A)			Tower 1 (1B) 第 1 座(1B)							
			6/F-12/F, 15/F-23/F, 25/F-26/F, 28/F-33/F, 35/F-43/F & 45/F-51/F 6 樓至 12 樓、15 樓至 23 樓、25 樓至 26 樓、28 樓至 33 樓、35 樓至 43 樓 及 45 樓至 51 樓										
	Exposed Type 外露型	Non-exposed Type 非外露型	A	B	C	A	B	C	D	E	F	G	H
Living Room/ Dining Room and Corridor 客廳/飯廳和走廊	Switch (Exhaust Fan & Electric Water Heater & Dehumidifier) 開關掣(抽氣扇及電熱水器及抽濕機)		-	-	-	-	-	-	1	-	-	-	-
	Switch (Electric Water Heater) 開關掣 (電熱水器)		-	-	-	1	1	1	1	1	1	1	-
	Switch (Exhaust Fan) 開關掣 (抽氣扇)		-	1	1	-	-	-	-	-	-	-	-
	Switch (Lighting & Electric Water Heater) 開關掣 (燈及電熱水器)		-	-	-	-	-	-	-	-	-	-	1
	Switch (Air conditioner indoor unit) 開關掣 (室內冷氣機)		2	2	2	1	1	1	1	1	1	1	1
	Door Bell 門鐘		1	1	1	1	1	1	1	1	1	1	1
	Video Door Phone 視像對講機		-	-	-	1	1	1	1	1	1	1	1
		13A Single Socket Outlet for Fridge Freezer 13A 單位電插座供雪櫃連冰箱	-	-	-	1	1	1	1	1	1	1	1
		13A Single Socket Outlet for Washer Dryer 13A 單位電插座供洗衣乾衣機	-	-	-	-	-	-	1	-	-	-	-
		Drain Point for Washer Dryer 去水位供洗衣乾衣機	-	-	-	-	-	-	1	-	-	-	-
		Water Point for Washer Dryer 來水位供洗衣乾衣機	-	-	-	-	-	-	1	-	-	-	-
		13A Single Socket Outlet for Microwave Oven 13A 單位電插座供微波爐	-	-	-	-	1	1	-	1	1	1	1
		Distribution Board 配電箱	-	-	-	-	1	1	1	1	1	1	1

- (1) The Symbol "-" as shown in the above table denotes "Not Provided". 上表符號"-"表示不提供。
- (2) The Symbol "/" as shown in the above table denotes "Not Applicable". 上表符號"/"表示不適用。
- (3) The Vendor undertakes that if lifts or appliances of the specified brand name or model number are not installed in the Phase, lifts or appliances of comparable quality will be installed.  
賣方承諾如期數中沒有安裝指明的品牌名稱或產品型號的升降機或設備，便會安裝品質相若的升降機或設備。



FITTINGS, FINISHES AND APPLIANCES  
裝置、裝修物料及設備

Schedule of Mechanical and Electrical Provisions (Tower 1(1A&1B))  
機電裝置數量說明表(第 1 座(1A 及 1B))

Location 位置	Mechanical and Electrical Provisions 機電裝置		Tower 1 (1A) 第 1 座(1A)			Tower 1 (1B) 第 1 座(1B)							
			6/F-12/F, 15/F-23/F, 25/F-26/F, 28/F-33/F, 35/F-43/F & 45/F-51/F 6 樓至 12 樓、15 樓至 23 樓、25 樓至 26 樓、28 樓至 33 樓、35 樓至 43 樓 及 45 樓至 51 樓										
	Exposed Type 外露型	Non-exposed Type 非外露型	A	B	C	A	B	C	D	E	F	G	H
Master Bedroom 主人睡房	Lighting Switch 燈掣		3	2	2	2	/	/	/	/	/	/	/
	Lighting Point 燈位		3	1	1	1	/	/	/	/	/	/	/
	Telephone Outlet 電話插座		2	1	1	1	/	/	/	/	/	/	/
	TV/FM Outlet 電視機/電台天線插座		2	1	1	1	/	/	/	/	/	/	/
	13A Single Socket Outlet 13A 單位電插座		2	2	2	-	/	/	/	/	/	/	/
	13A Twin Socket Outlet 13A 雙位電插座		1	-	-	1	/	/	/	/	/	/	/
	13A Twin Socket Outlet (with USB port) 13A 雙位電插座(附有 USB 接口)		1	1	1	1	/	/	/	/	/	/	/
	Switch (Exhaust Fan & Electric Water Heater) 開關掣(抽氣扇及電熱水器)		1	1	1	1	/	/	/	/	/	/	/
	Switch (Air conditioner indoor unit) 開關掣(室內冷氣機)		2	1	1	1	/	/	/	/	/	/	/

- (1) The Symbol "-" as shown in the above table denotes "Not Provided". 上表符號"-"表示不提供。
- (2) The Symbol "/" as shown in the above table denotes "Not Applicable". 上表符號"/"表示不適用。
- (3) The Vendor undertakes that if lifts or appliances of the specified brand name or model number are not installed in the Phase, lifts or appliances of comparable quality will be installed.  
賣方承諾如期數中沒有安裝指明的品牌名稱或產品型號的升降機或設備，便會安裝品質相若的升降機或設備。

FITTINGS, FINISHES AND APPLIANCES  
裝置、裝修物料及設備

Schedule of Mechanical and Electrical Provisions (Tower 1(1A&1B))  
機電裝置數量說明表(第 1 座(1A 及 1B))

Location 位置	Mechanical and Electrical Provisions 機電裝置		Tower 1 (1A) 第 1 座(1A)			Tower 1 (1B) 第 1 座(1B)							
			6/F-12/F, 15/F-23/F, 25/F-26/F, 28/F-33/F, 35/F-43/F & 45/F-51/F 6 樓至 12 樓、15 樓至 23 樓、25 樓至 26 樓、28 樓至 33 樓、35 樓至 43 樓 及 45 樓至 51 樓										
	Exposed Type 外露型	Non-exposed Type 非外露型	A	B	C	A	B	C	D	E	F	G	H
Bedroom 1 睡房 1	Lighting Switch 燈掣		2	1	2	1	1	2	/	2	2	2	1
	Lighting Point 燈位		1	1	1	1	1	2	/	2	2	2	1
	Telephone Outlet 電話插座		1	1	1	1	1	1	/	1	1	1	1
	TV/FM Outlet 電視機/電台天線插座		1	1	1	1	1	1	/	1	1	1	1
	13A Single Socket Outlet 13A 單位電插座		2	-	2	-	-	1	/	1	1	1	-
	13A Twin Socket Outlet 13A 雙位電插座		1	2	1	2	1	1	/	1	1	1	1
	13A Twin Socket Outlet(with USB port) 13A 雙位電插座(附有 USB 接口)		-	-	-	-	1	1	/	1	1	1	1
	Switch (Exhaust Fan & Electric Water Heater & Dehumidifier) 開關掣(抽氣扇及電熱水器及抽濕機)		-	-	-	-	-	1	/	1	1	1	-
	Switch (Air conditioner indoor unit) 開關掣(室內冷氣機)		1	1	1	1	1	1	/	1	1	1	1
Switch (Exhaust Fan & Electric Water Heater) 開關掣(抽氣扇及電熱水器)		1	-	1	-	-	-	/	-	-	-	-	
Bedroom 2 睡房 2	Lighting Switch 燈掣		1	1	1	/	1	/	/	/	/	/	1
	Lighting Point 燈位		1	1	1	/	1	/	/	/	/	/	1
	Telephone Outlet 電話插座		1	1	1	/	1	/	/	/	/	/	1
	TV/FM Outlet 電視機/電台天線插座		1	1	1	/	1	/	/	/	/	/	1
	13A Twin Socket Outlet 13A 雙位電插座		2	2	2	/	2	/	/	/	/	/	2
	Switch (Air conditioner indoor unit) 開關掣(室內冷氣機)		1	1	1	/	1	/	/	/	/	/	1

- (1) The Symbol "-" as shown in the above table denotes "Not Provided". 上表符號"-"表示不提供。
- (2) The Symbol "/" as shown in the above table denotes "Not Applicable". 上表符號"/"表示不適用。
- (3) The Vendor undertakes that if lifts or appliances of the specified brand name or model number are not installed in the Phase, lifts or appliances of comparable quality will be installed.  
賣方承諾如期數中沒有安裝指明的品牌名稱或產品型號的升降機或設備，便會安裝品質相若的升降機或設備。

FITTINGS, FINISHES AND APPLIANCES  
裝置、裝修物料及設備



Schedule of Mechanical and Electrical Provisions (Tower 1(1A&1B))  
機電裝置數量說明表(第 1 座(1A 及 1B))

Location 位置	Mechanical and Electrical Provisions 機電裝置		Tower 1 (1A) 第 1 座(1A)			Tower 1 (1B) 第 1 座(1B)							
			6/F-12/F, 15/F-23/F, 25/F-26/F, 28/F-33/F, 35/F-43/F & 45/F-51/F 6 樓至 12 樓、15 樓至 23 樓、25 樓至 26 樓、28 樓至 33 樓、35 樓至 43 樓 及 45 樓至 51 樓										
	Exposed Type 外露型	Non-exposed Type 非外露型	A	B	C	A	B	C	D	E	F	G	H
Bedroom 3 睡房 3	Lighting Switch 燈掣		1	2	1	/	/	/	/	/	/	/	/
	Lighting Point 燈位		1	1	1	/	/	/	/	/	/	/	/
	Switch (Exhaust Fan & Electric Water Heater) 開關掣(抽氣扇及電熱水器)		-	1	-	/	/	/	/	/	/	/	/
	Telephone Outlet 電話插座		1	1	1	/	/	/	/	/	/	/	/
	TV/FM Outlet 電視機/電台天線插座		1	1	1	/	/	/	/	/	/	/	/
	13A Twin Socket Outlet 13A 雙位電插座		2	2	2	/	/	/	/	/	/	/	/
	Switch (Air conditioner indoor unit) 開關掣 (室內冷氣機)		1	1	1	/	/	/	/	/	/	/	/
Utility 工作間	Lighting Switch 燈掣		1	1	1	/	/	/	/	/	/	/	/
	Lighting Point 燈位		1	1	1	/	/	/	/	/	/	/	/
	Switch (Exhaust Fan & Electric Water Heater) 開關掣(抽氣扇及電熱水器)		1	1	1	/	/	/	/	/	/	/	/
	13A Twin Socket Outlet 13A 雙位電插座		1	1	1	/	/	/	/	/	/	/	/
	Distribution Board 配電箱		1	1	1	/	/	/	/	/	/	/	/
	Switch (Air conditioner indoor unit) 開關掣 (室內冷氣機)		1	1	1	/	/	/	/	/	/	/	/
Kitchen 廚房	Lighting Switch 燈掣		-	-	1	/	/	/	/	/	/	/	/
	Lighting Point 燈位		3	3	4	/	/	/	/	/	/	/	/
	Video Door Phone 視像對講機		1	1	1	/	/	/	/	/	/	/	/
	Door Bell 門鐘		1	1	1	/	/	/	/	/	/	/	/
	13A Twin Socket Outlet 13A 雙位電插座		2	2	2	/	/	/	/	/	/	/	/
	Switch (Air conditioner indoor unit) 開關掣 (室內冷氣機)		-	1	1	/	/	/	/	/	/	/	/
		13A Single Socket Outlet 13A 單位電插座	-	2	2	/	/	/	/	/	/	/	/

- (1) The Symbol "-" as shown in the above table denotes "Not Provided". 上表符號"-"表示不提供。
- (2) The Symbol "/" as shown in the above table denotes "Not Applicable". 上表符號"/"表示不適用。
- (3) The Vendor undertakes that if lifts or appliances of the specified brand name or model number are not installed in the Phase, lifts or appliances of comparable quality will be installed.  
賣方承諾如期數中沒有安裝指明的品牌名稱或產品型號的升降機或設備，便會安裝品質相若的升降機或設備。



FITTINGS, FINISHES AND APPLIANCES  
裝置、裝修物料及設備

Schedule of Mechanical and Electrical Provisions (Tower 1(1A&1B))  
機電裝置數量說明表(第 1 座(1A 及 1B))

Location 位置	Mechanical and Electrical Provisions 機電裝置		Tower 1 (1A) 第 1 座(1A)			Tower 1 (1B) 第 1 座(1B)							
			6/F-12/F, 15/F-23/F, 25/F-26/F, 28/F-33/F, 35/F-43/F & 45/F-51/F 6 樓至 12 樓、15 樓至 23 樓、25 樓至 26 樓、28 樓至 33 樓、35 樓至 43 樓 及 45 樓至 51 樓										
	Exposed Type 外露型	Non-exposed Type 非外露型	A	B	C	A	B	C	D	E	F	G	H
Kitchen 廚房		Switch for Induction Hob 開關掣供電磁爐	-	1	1	/	/	/	/	/	/	/	/
		Fused Spur Unit for Cooker Hood 菲士座供抽油煙機	1	1	1	/	/	/	/	/	/	/	/
		Fused Spur Unit for Gas Hob 菲士座供氣體煮食爐	2	2	2	/	/	/	/	/	/	/	/
		Switch for Microwave Oven 開關掣供微波爐	1	1	1	/	/	/	/	/	/	/	/
		13A Single Socket Outlet for Washer Dryer 13A 單位電插座供洗衣乾衣機	1	1	1	/	/	/	/	/	/	/	/
		Drain Point for Washer Dryer 去水位供洗衣乾衣機	1	1	1	/	/	/	/	/	/	/	/
		Water Point for Washer Dryer 來水位供洗衣乾衣機	1	1	1	/	/	/	/	/	/	/	/
		13A Single Socket Outlet for Fridge Freezer 13A 單位電插座供雪櫃連冰箱	1	1	1	/	/	/	/	/	/	/	/
		13A Single Socket Outlet for Fridge 13A 單位電插座供雪櫃	-	1	1	/	/	/	/	/	/	/	/
		Connection Unit for Exhaust Fan 接線座供抽氣扇	1	2	1	/	/	/	/	/	/	/	/
		Fused Spur Unit for Exhaust Fan 菲士座供抽氣扇	1	2	1	/	/	/	/	/	/	/	/
		Fused Spur Unit for Lighting 菲士座供燈	1	1	2	/	/	/	/	/	/	/	/
		Switch for Electric Water Heater 開關掣供電熱水器	1	-	-	/	/	/	/	/	/	/	/

- (1) The Symbol "-" as shown in the above table denotes "Not Provided". 上表符號"-"表示不提供。
- (2) The Symbol "/" as shown in the above table denotes "Not Applicable". 上表符號"/"表示不適用。
- (3) The Vendor undertakes that if lifts or appliances of the specified brand name or model number are not installed in the Phase, lifts or appliances of comparable quality will be installed.  
賣方承諾如期數中沒有安裝指明的品牌名稱或產品型號的升降機或設備，便會安裝品質相若的升降機或設備。

FITTINGS, FINISHES AND APPLIANCES  
裝置、裝修物料及設備



Schedule of Mechanical and Electrical Provisions (Tower 1(1A&1B))  
機電裝置數量說明表(第 1 座(1A 及 1B))

Location 位置	Mechanical and Electrical Provisions 機電裝置		Tower 1 (1A) 第 1 座(1A)			Tower 1 (1B) 第 1 座(1B)							
			6/F-12/F, 15/F-23/F, 25/F-26/F, 28/F-33/F, 35/F-43/F & 45/F-51/F 6 樓至 12 樓、15 樓至 23 樓、25 樓至 26 樓、28 樓至 33 樓、35 樓至 43 樓及 45 樓至 51 樓										
	Exposed Type 外露型	Non-exposed Type 非外露型	A	B	C	A	B	C	D	E	F	G	H
Open Kitchen 開放式廚房	Lighting Point 燈位		4	/	/	-	-	-	-	-	-	-	-
	13A Twin Socket Outlet 13A 雙位電插座		-	/	/	1	1	-	-	-	-	-	1
	Distribution Board 配電箱		-	/	/	1	-	-	-	-	-	-	-
	Switch (Air conditioner indoor unit) 開關掣 (室內冷氣機)		1	/	/	-	-	-	-	-	-	-	-
		Fused Spur Unit for Lighting 菲士座供燈	3	/	/	1	1	1	1	1	1	1	1
		Switch for Induction Hob 開關掣供電磁爐	1	/	/	1	1	1	1	1	1	1	1
		Fused Spur Unit for Cooker Hood 菲士座供抽油煙機	1	/	/	1	1	1	1	1	1	1	1
		13A Single Socket Outlet for Microwave Oven 13A 單位電插座供微波爐	-	/	/	1	-	-	1	-	-	-	-
		13A Single Socket Outlet for Washer Dryer 13A 單位電插座供洗衣乾衣機	-	/	/	1	1	1	-	1	1	1	1
		Drain point for Washer Dryer 去水位供洗衣乾衣機	-	/	/	1	1	1	-	1	1	1	1
		Water point for Washer Dryer 來水位供洗衣乾衣機	-	/	/	1	1	1	-	1	1	1	1
		13A Single Socket Outlet for Fridge 13A 單位電插座供雪櫃	1	/	/	-	-	-	-	-	-	-	-
		Switch for Electric Water Heater 開關掣供電熱水器	-	/	/	1	1	1	1	1	1	1	1
		13A Single Socket Outlet 13A 單位電插座	2	/	/	-	-	-	-	-	-	-	-

- (1) The Symbol "-" as shown in the above table denotes "Not Provided". 上表符號 "-" 表示不提供。
- (2) The Symbol "/" as shown in the above table denotes "Not Applicable". 上表符號 "/" 表示不適用。
- (3) The Vendor undertakes that if lifts or appliances of the specified brand name or model number are not installed in the Phase, lifts or appliances of comparable quality will be installed.  
賣方承諾如期數中沒有安裝指明的品牌名稱或產品型號的升降機或設備，便會安裝品質相若的升降機或設備。

FITTINGS, FINISHES AND APPLIANCES  
裝置、裝修物料及設備

Schedule of Mechanical and Electrical Provisions (Tower 1(1A&1B))  
機電裝置數量說明表(第 1 座(1A 及 1B))

Location 位置	Mechanical and Electrical Provisions 機電裝置		Tower 1 (1A) 第 1 座(1A)			Tower 1 (1B) 第 1 座(1B)							
			6/F-12/F, 15/F-23/F, 25/F-26/F, 28/F-33/F, 35/F-43/F & 45/F-51/F 6 樓至 12 樓、15 樓至 23 樓、25 樓至 26 樓、28 樓至 33 樓、35 樓至 43 樓 及 45 樓至 51 樓										
	Exposed Type 外露型	Non-exposed Type 非外露型	A	B	C	A	B	C	D	E	F	G	H
Master Bathroom 主人浴室	Lighting Point 燈位		8	5	6	3	/	/	/	/	/	/	/
		13A Single Socket Outlet 13A 單位電插座	1	1	1	1	/	/	/	/	/	/	/
		Fused Spur Unit for Exhaust Fan 菲士座供抽氣扇	2	1	1	1	/	/	/	/	/	/	/
		Connection Unit for Exhaust Fan 接線座供抽氣扇	2	1	1	1	/	/	/	/	/	/	/
		Fused Spur Unit for Lighting 菲士座供燈	1	1	1	1	/	/	/	/	/	/	/

- (1) The Symbol "-" as shown in the above table denotes "Not Provided". 上表符號"-"表示不提供。
- (2) The Symbol "/" as shown in the above table denotes "Not Applicable". 上表符號"/"表示不適用。
- (3) The Vendor undertakes that if lifts or appliances of the specified brand name or model number are not installed in the Phase, lifts or appliances of comparable quality will be installed.  
賣方承諾如期數中沒有安裝指明的品牌名稱或產品型號的升降機或設備，便會安裝品質相若的升降機或設備。



# FITTINGS, FINISHES AND APPLIANCES

## 裝置、裝修物料及設備



Schedule of Mechanical and Electrical Provisions (Tower 1(1A&1B))  
機電裝置數量說明表(第 1 座(1A 及 1B))

Location 位置	Mechanical and Electrical Provisions 機電裝置		Tower 1 (1A) 第 1 座(1A)			Tower 1 (1B) 第 1 座(1B)							
			6/F-12/F, 15/F-23/F, 25/F-26/F, 28/F-33/F, 35/F-43/F & 45/F-51/F 6 樓至 12 樓、15 樓至 23 樓、25 樓至 26 樓、28 樓至 33 樓、35 樓至 43 樓 及 45 樓至 51 樓										
	Exposed Type 外露型	Non-exposed Type 非外露型	A	B	C	A	B	C	D	E	F	G	H
Bathroom 1 浴室 1	Lighting Point 燈位		3	3	3	3	3	3	3	3	3	3	3
		13A Single Socket Outlet 13A 單位電插座	1	1	1	1	1	1	1	1	1	1	1
		Fused Spur Unit for Exhaust Fan 菲士座供抽氣扇	1	1	1	1	1	1	1	1	1	1	1
		Connection Unit for Exhaust Fan 接線座供抽氣扇	1	1	1	1	1	1	1	1	1	1	1
		Fused Spur Unit for Lighting 菲士座供燈	1	1	1	1	2	1	1	1	1	1	1
		Fused Spur Unit for Dehumidifier 菲士座供抽濕機	1	1	1	1	1	1	1	1	1	1	1

- (1) The Symbol "-" as shown in the above table denotes "Not Provided". 上表符號"-"表示不提供。
- (2) The Symbol "/" as shown in the above table denotes "Not Applicable". 上表符號"/"表示不適用。
- (3) The Vendor undertakes that if lifts or appliances of the specified brand name or model number are not installed in the Phase, lifts or appliances of comparable quality will be installed.  
賣方承諾如期數中沒有安裝指明的品牌名稱或產品型號的升降機或設備，便會安裝品質相若的升降機或設備。

FITTINGS, FINISHES AND APPLIANCES  
裝置、裝修物料及設備

Schedule of Mechanical and Electrical Provisions (Tower 1(1A&1B))  
機電裝置數量說明表(第 1 座(1A 及 1B))

Location 位置	Mechanical and Electrical Provisions 機電裝置		Tower 1 (1A) 第 1 座(1A)			Tower 1 (1B) 第 1 座(1B)							
			6/F-12/F, 15/F-23/F, 25/F-26/F, 28/F-33/F, 35/F-43/F & 45/F-51/F 6 樓至 12 樓、15 樓至 23 樓、25 樓至 26 樓、28 樓至 33 樓、35 樓至 43 樓 及 45 樓至 51 樓										
	Exposed Type 外露型	Non-exposed Type 非外露型	A	B	C	A	B	C	D	E	F	G	H
Bathroom 2 浴室 2	Lighting Point 燈位		3	3	3	/	/	/	/	/	/	/	/
		13A Single Socket Outlet 13A 單位電插座	1	1	1	/	/	/	/	/	/	/	/
		Fused Spur Unit for Exhaust Fan 菲士座供抽氣扇	1	1	1	/	/	/	/	/	/	/	/
		Connection Unit for Exhaust Fan 接線座供抽氣扇	1	1	1	/	/	/	/	/	/	/	/
		Fused Spur Unit for Lighting 菲士座供燈	1	1	1	/	/	/	/	/	/	/	/
W.C. 洗手間	Lighting Point 燈位		1	1	1	/	/	/	/	/	/	/	/
		Fused Spur Unit for Exhaust Fan 菲士座供抽氣扇	1	1	1	/	/	/	/	/	/	/	/
		Connection Unit for Exhaust Fan 接線座供抽氣扇	1	1	1	/	/	/	/	/	/	/	/

- (1) The Symbol "-" as shown in the above table denotes "Not Provided". 上表符號"-"表示不提供。
- (2) The Symbol "/" as shown in the above table denotes "Not Applicable". 上表符號"/"表示不適用。
- (3) The Vendor undertakes that if lifts or appliances of the specified brand name or model number are not installed in the Phase, lifts or appliances of comparable quality will be installed.  
賣方承諾如期數中沒有安裝指明的品牌名稱或產品型號的升降機或設備，便會安裝品質相若的升降機或設備。

# FITTINGS, FINISHES AND APPLIANCES

## 裝置、裝修物料及設備



Schedule of Mechanical and Electrical Provisions (Tower 1(1A&1B))  
機電裝置數量說明表(第 1 座(1A 及 1B))

Location 位置	Mechanical and Electrical Provisions 機電裝置		Tower 1 (1A) 第 1 座(1A)			Tower 1 (1B) 第 1 座(1B)							
			6/F-12/F, 15/F-23/F, 25/F-26/F, 28/F-33/F, 35/F-43/F & 45/F-51/F 6 樓至 12 樓、15 樓至 23 樓、25 樓至 26 樓、28 樓至 33 樓、35 樓至 43 樓 及 45 樓至 51 樓										
	Exposed Type 外露型	Non-exposed Type 非外露型	A	B	C	A	B	C	D	E	F	G	H
Balcony 露台	Lighting Point 燈位		1	1	1	1	1	1	1	1	1	1	1
U.P. 工作平台	Lighting Point 燈位		/	/	1	1	/	/	/	/	/	/	/
A/C platform 冷氣機平台	Switch for outdoor A/C unit 開關掣供冷氣室外機		5	4	5	2	2	1	1	1	1	1	2
Lift Lobby 升降機大堂	Door Bell Push Button 門鐘襟手掣		1	1	1	1	1	1	1	1	1	1	1

- (1) The Symbol "-" as shown in the above table denotes "Not Provided". 上表符號 "-" 表示不提供。
- (2) The Symbol "/" as shown in the above table denotes "Not Applicable". 上表符號 "/" 表示不適用。
- (3) No U.P. at 6/F for Tower1(1A) flat C and Tower1(1B) flat A. 第 1 座(1A) 6 樓 C 單位 及第 1 座(1B) 6 樓 A 單位沒有工作平台。
- (4) 3 numbers of switches for outdoor A/C units in A/C platform and 2 numbers of switches for outdoor A/C units on A/C plinth at 6/F flat roof for Tower1(1A) 6/F flat A.  
3 個開關掣供冷氣室外機位於冷氣機平台及 2 個開關掣供冷氣室外機位於 6 樓平台的冷氣機基座供第 1 座(1A) 6 樓 A 單位。
- 3 numbers of switches for outdoor A/C units in A/C platform and 1 number of switch for outdoor A/C unit on A/C plinth at 6/F flat roof for Tower1(1A) 6/F flat B.  
3 個開關掣供冷氣室外機位於冷氣機平台及 1 個開關掣供冷氣室外機位於 6 樓平台的冷氣機基座供第 1 座(1A) 6 樓 B 單位。
- 4 numbers of switches for outdoor A/C units in A/C platform and 1 number of switch for outdoor A/C unit on A/C plinth at 6/F flat roof for Tower1(1A) 6/F flat C.  
4 個開關掣供冷氣室外機位於冷氣機平台及 1 個開關掣供冷氣室外機位於 6 樓平台的冷氣機基座供第 1 座(1A) 6 樓 C 單位。
- 1 number of switch for outdoor A/C unit in A/C platform and 1 number of switch for outdoor A/C unit on A/C plinth at 6/F flat roof for Tower1(1B) 6/F flat H.  
1 個開關掣供冷氣室外機位於冷氣機平台及 1 個開關掣供冷氣室外機位於 6 樓平台的冷氣機基座供第 1 座(1B) 6 樓 H 單位。
- 2 numbers of switches for outdoor A/C units in A/C platform and 3 numbers of switches for outdoor A/C units on A/C plinth at roof for Tower1(1A) 51/F flat A.  
2 個開關掣供冷氣室外機位於冷氣機平台及 3 個開關掣供冷氣室外機位於天台的冷氣機基座供第 1 座(1A) 51 樓 A 單位。
- 3 numbers of switches for outdoor A/C units in A/C platform and 2 numbers of switches for outdoor A/C units on A/C plinth at roof for Tower1(1A) 51/F flat C.  
3 個開關掣供冷氣室外機位於冷氣機平台及 2 個開關掣供冷氣室外機位於天台的冷氣機基座供第 1 座(1A) 51 樓 C 單位。
- (5) The Vendor undertakes that if lifts or appliances of the specified brand name or model number are not installed in the Phase, lifts or appliances of comparable quality will be installed.  
賣方承諾如期數中沒有安裝指明的品牌名稱或產品型號的升降機或設備，便會安裝品質相若的升降機或設備。



FITTINGS, FINISHES AND APPLIANCES  
裝置、裝修物料及設備

Schedule of Mechanical and Electrical Provisions (Tower 2 (2A&2B))  
機電裝置數量說明表(第 2 座(2A 及 2B))

Location 位置	Mechanical and Electrical Provisions 機電裝置		Tower 2 (2A) 第 2 座(2A)			Tower 2 (2B) 第 2 座(2B)									
			6/F-12/F, 15/F-23/F, 25/F-26/F, 28/F-33/F, 35/F-43/F & 45/F-51/F 6 樓至 12 樓、15 樓至 23 樓、25 樓至 26 樓、28 樓至 33 樓、35 樓至 43 樓 及 45 樓至 51 樓												
	Exposed Type 外露型	Non-exposed Type 非外露型	A	B	C	A	B	C	D	E	F	G	H	J	K
Living Room /Dining Room and Corridor 客廳/飯廳和走廊	Lighting Switch (Master Lights Off Switch) 燈掣(總熄燈掣)		1	1	1	1	1	1	1	1	1	-	-	1	1
	Lighting Switch 燈掣		7	7	4	2	4	2	2	2	2	3	3	2	4
	Lighting Point 燈位		9	5	4	3	4	3	3	3	3	3	3	3	5
	Video Door Phone 視像對講機		-	-	1	1	1	1	1	1	1	1	1	1	1
	Telephone Outlet 電話插座		2	2	2	2	2	2	2	2	2	1	1	2	1
	TV/FM Outlet 電視/電台天線插座		2	2	2	2	2	2	2	2	2	1	1	2	1
	Door Bell 門鐘		1	1	1	1	1	1	1	1	1	1	1	1	1
	13A Single Socket Outlet 13A 單位電插座		-	-	-	-	-	-	-	-	-	1	1	-	-
	13A Twin Socket Outlet 13A 雙位電插座		5	4	4	4	4	3	4	4	4	1	1	3	2
	13A Twin Socket Outlet (with USB port) 13A 雙位電插座 (附有 USB 接口)		-	-	-	-	-	-	-	-	-	1	1	-	-
	Switch (Air conditioner indoor unit) 開關掣 (室內冷氣機)		2	2	1	1	1	1	1	1	1	1	1	1	1

- (1) The Symbol "-" as shown in the above table denotes "Not Provided". 上表符號 "-" 表示不提供。
- (2) The Symbol "/" as shown in the above table denotes "Not Applicable". 上表符號 "/" 表示不適用。
- (3) The Vendor undertakes that if lifts or appliances of the specified brand name or model number are not installed in the Phase, lifts or appliances of comparable quality will be installed.  
賣方承諾如期數中沒有安裝指明的品牌名稱或產品型號的升降機或設備，便會安裝品質相若的升降機或設備。

FITTINGS, FINISHES AND APPLIANCES  
裝置、裝修物料及設備



Schedule of Mechanical and Electrical Provisions (Tower 2 (2A&2B))  
機電裝置數量說明表(第 2 座(2A 及 2B))

Location 位置	Mechanical and Electrical Provisions 機電裝置		Tower 2 (2A) 第 2 座(2A)			Tower 2 (2B) 第 2 座(2B)									
			6/F-12/F, 15/F-23/F, 25/F-26/F, 28/F-33/F, 35/F-43/F & 45/F-51/F 6 樓至 12 樓、15 樓至 23 樓、25 樓至 26 樓、28 樓至 33 樓、35 樓至 43 樓 及 45 樓至 51 樓												
	Exposed Type 外露型	Non-exposed Type 非外露型	A	B	C	A	B	C	D	E	F	G	H	J	K
Living Room /Dining Room and Corridor 客廳/飯廳和走廊	Switch (Exhaust Fan & Electric Water Heater) 開關掣(抽氣扇及電熱水器)		2	1	1	-	-	-	-	-	-	-	-	-	-
	Switch (Dehumidifier) 開關掣 (抽濕機)		1	1	1	-	-	-	-	-	-	-	-	-	-
	Switch (Exhaust Fan) 開關掣(抽氣扇)		-	1	-	-	-	-	-	-	-	-	-	-	-
	Switch (Electric Water Heater) 開關掣(電熱水器)		1	-	1	1	1	1	1	1	1	1	1	1	1
	Switch (Exhaust Fan & Electric Water Heater & Dehumidifier) 開關掣(抽氣扇及電熱水器及抽濕機)		-	-	-	-	1	-	-	-	-	1	1	-	1
		13A Single Socket Outlet for Fridge Freezer 13A 單位電插座供雪櫃連冰箱	-	-	1	1	1	-	1	1	1	1	1	-	1
		13A Single Socket Outlet for Fridge 13A 單位電插座供雪櫃	1	-	-	-	-	-	-	-	-	-	-	-	-
		13A Single Socket Outlet for Washer Dryer 13A 單位電插座供洗衣乾衣機	-	-	-	-	-	-	-	-	-	1	1	-	-
		Drain point for Washer Dryer 去水位供洗衣乾衣機	-	-	-	-	-	-	-	-	-	1	1	-	-
		Water point for Washer Dryer 來水位供洗衣乾衣機	-	-	-	-	-	-	-	-	-	1	1	-	-
		13A Single Socket Outlet for Microwave Oven 13A 單位電插座供微波爐	-	-	-	1	-	-	1	1	1	-	-	1	-
		Distribution Board 配電箱	-	-	-	1	1	-	1	1	1	1	1	-	1
	Fused Spur Unit for Lighting 菲士座供燈	1	-	-	-	-	-	-	-	-	-	-	-	-	

- (1) The Symbol "-" as shown in the above table denotes "Not Provided". 上表符號"-"表示不提供。
- (2) The Symbol "/" as shown in the above table denotes "Not Applicable". 上表符號"/"表示不適用。
- (3) The Vendor undertakes that if lifts or appliances of the specified brand name or model number are not installed in the Phase, lifts or appliances of comparable quality will be installed.  
賣方承諾如期數中沒有安裝指明的品牌名稱或產品型號的升降機或設備，便會安裝品質相若的升降機或設備。

FITTINGS, FINISHES AND APPLIANCES  
裝置、裝修物料及設備

Schedule of Mechanical and Electrical Provisions (Tower 2 (2A&2B))  
機電裝置數量說明表(第 2 座(2A 及 2B))

Location 位置	Mechanical and Electrical Provisions 機電裝置		Tower 2 (2A) 第 2 座(2A)			Tower 2 (2B) 第 2 座(2B)									
			6/F-12/F, 15/F-23/F, 25/F-26/F, 28/F-33/F, 35/F-43/F & 45/F-51/F 6 樓至 12 樓、15 樓至 23 樓、25 樓至 26 樓、28 樓至 33 樓、35 樓至 43 樓 及 45 樓至 51 樓												
	Exposed Type 外露型	Non-exposed Type 非外露型	A	B	C	A	B	C	D	E	F	G	H	J	K
Master Bedroom 主人睡房	Lighting Switch 燈掣		2	2	2	/	2	/	/	/	/	/	/	/	/
	Lighting Point 燈位		2	1	1	/	1	/	/	/	/	/	/	/	/
	Telephone Outlet 電話插座		1	1	1	/	1	/	/	/	/	/	/	/	/
	TV/FM Outlet 電視/電台天線插座		1	1	1	/	1	/	/	/	/	/	/	/	/
	13A Single Socket Outlet 13A 單位電插座		2	2	-	/	-	/	/	/	/	/	/	/	/
	13A Twin Socket Outlet 13A 雙位電插座		-	-	1	/	1	/	/	/	/	/	/	/	/
	13A Twin Socket Outlet (with USB port) 13A 雙位電插座 (附有 USB 接口)		1	1	1	/	1	/	/	/	/	/	/	/	/
	Switch (Exhaust Fan & Electric Water Heater) 開關掣(抽氣扇及電熱水器)		1	1	1	/	1	/	/	/	/	/	/	/	/
	Switch (Air conditioner indoor unit) 開關掣 (室內冷氣機)		1	1	1	/	1	/	/	/	/	/	/	/	/

- (1) The Symbol "-" as shown in the above table denotes "Not Provided". 上表符號 "-" 表示不提供。
- (2) The Symbol "/" as shown in the above table denotes "Not Applicable". 上表符號 "/" 表示不適用。
- (3) The Vendor undertakes that if lifts or appliances of the specified brand name or model number are not installed in the Phase, lifts or appliances of comparable quality will be installed.  
賣方承諾如期數中沒有安裝指明的品牌名稱或產品型號的升降機或設備，便會安裝品質相若的升降機或設備。



FITTINGS, FINISHES AND APPLIANCES  
裝置、裝修物料及設備



Schedule of Mechanical and Electrical Provisions (Tower 2 (2A&2B))  
機電裝置數量說明表(第 2 座(2A 及 2B))

Location 位置	Mechanical and Electrical Provisions 機電裝置		Tower 2 (2A) 第 2 座(2A)			Tower 2 (2B) 第 2 座(2B)									
			6/F-12/F, 15/F-23/F, 25/F-26/F, 28/F-33/F, 35/F-43/F & 45/F-51/F 6 樓至 12 樓、15 樓至 23 樓、25 樓至 26 樓、28 樓至 33 樓、35 樓至 43 樓 及 45 樓至 51 樓												
	Exposed Type 外露型	Non-exposed Type 非外露型	A	B	C	A	B	C	D	E	F	G	H	J	K
Bedroom 1 睡房 1	Lighting Switch 燈掣		1	2	1	2	1	2	2	2	2	/	/	2	1
	Lighting Point 燈位		1	1	1	2	1	2	2	2	2	/	/	2	1
	Telephone Outlet 電話插座		1	1	1	1	1	1	1	1	1	/	/	1	1
	TV/FM Outlet 電視/電台天線插座		1	1	1	1	1	1	1	1	1	/	/	1	1
	13A Single Socket Outlet 13A 單位電插座		-	-	-	1	-	-	1	1	1	/	/	1	-
	13A Twin Socket Outlet 13A 雙位電插座		2	2	2	1	2	1	1	1	1	/	/	1	1
	13A Twin Socket Outlet (with USB port) 13A 雙位電插座 (附有 USB 接口)		-	-	-	1	-	1	1	1	1	/	/	1	1
	Switch (Exhaust Fan & Electric Water Heater & Dehumidifier) 開關掣(抽氣扇及電熱水器及抽濕機)		-	-	-	1	-	-	1	1	1	/	/	1	-
	Switch (Dehumidifier) 開關掣 (抽濕機)		-	-	-	-	-	1	-	-	-	/	/	-	-
	Switch (Exhaust Fan & Electric Water Heater) 開關掣(抽氣扇及電熱水器)		-	1	-	-	-	1	-	-	-	/	/	-	-
	Switch (Air conditioner indoor unit) 開關掣 (室內冷氣機)		1	1	1	1	1	1	1	1	1	/	/	1	1

- (1) The Symbol "-" as shown in the above table denotes "Not Provided". 上表符號"-"表示不提供。
- (2) The Symbol "/" as shown in the above table denotes "Not Applicable". 上表符號"/"表示不適用。
- (3) The Vendor undertakes that if lifts or appliances of the specified brand name or model number are not installed in the Phase, lifts or appliances of comparable quality will be installed.  
賣方承諾如期數中沒有安裝指明的品牌名稱或產品型號的升降機或設備，便會安裝品質相若的升降機或設備。

FITTINGS, FINISHES AND APPLIANCES  
裝置、裝修物料及設備

Schedule of Mechanical and Electrical Provisions (Tower 2 (2A&2B))  
機電裝置數量說明表(第 2 座(2A 及 2B))

Location 位置	Mechanical and Electrical Provisions 機電裝置		Tower 2 (2A) 第 2 座(2A)			Tower 2 (2B) 第 2 座(2B)									
			6/F-12/F, 15/F-23/F, 25/F-26/F, 28/F-33/F, 35/F-43/F & 45/F-51/F 6 樓至 12 樓、15 樓至 23 樓、25 樓至 26 樓、28 樓至 33 樓、35 樓至 43 樓 及 45 樓至 51 樓												
	Exposed Type 外露型	Non-exposed Type 非外露型	A	B	C	A	B	C	D	E	F	G	H	J	K
Bedroom 2 睡房 2	Lighting Switch 燈掣		1	1	/	/	/	/	/	/	/	/	/	/	1
	Lighting Point 燈位		1	1	/	/	/	/	/	/	/	/	/	/	1
	Telephone Outlet 電話插座		1	1	/	/	/	/	/	/	/	/	/	/	1
	TV/FM Outlet 電視/電台天線插座		1	1	/	/	/	/	/	/	/	/	/	/	1
	13A Twin Socket Outlet 13A 雙位電插座		2	2	/	/	/	/	/	/	/	/	/	/	1
	Switch (Air conditioner indoor unit) 開關掣(室內冷氣機)		1	1	/	/	/	/	/	/	/	/	/	/	1
Bedroom 3 睡房 3	Lighting Switch 燈掣		2	1	/	/	/	/	/	/	/	/	/	/	/
	Lighting Point 燈位		1	1	/	/	/	/	/	/	/	/	/	/	/
	Telephone Outlet 電話插座		1	1	/	/	/	/	/	/	/	/	/	/	/
	TV/FM Outlet 電視/電台天線插座		1	1	/	/	/	/	/	/	/	/	/	/	/
	13A Twin Socket Outlet 13A 雙位電插座		2	2	/	/	/	/	/	/	/	/	/	/	/
	Switch (Exhaust Fan & Electric Water Heater) 開關掣(抽氣扇及電熱水器)		1	-	/	/	/	/	/	/	/	/	/	/	/
	Switch (Air conditioner indoor unit) 開關掣(室內冷氣機)		1	1	/	/	/	/	/	/	/	/	/	/	/
Utility 工作間	Lighting Switch 燈掣		1	1	/	/	/	/	/	/	/	/	/	/	/
	Lighting Point 燈位		1	1	/	/	/	/	/	/	/	/	/	/	/
	13A Twin Socket Outlet 13A 雙位電插座		1	1	/	/	/	/	/	/	/	/	/	/	/
	Distribution Board 配電箱		1	1	/	/	/	/	/	/	/	/	/	/	/
	Switch (Exhaust Fan & Electric Water Heater) 開關掣(抽氣扇及電熱水器)		1	1	/	/	/	/	/	/	/	/	/	/	/
	Switch (Air conditioner indoor unit) 開關掣(室內冷氣機)		1	1	/	/	/	/	/	/	/	/	/	/	/

- (1) The Symbol "-" as shown in the above table denotes "Not Provided". 上表符號"-"表示不提供。
- (2) The Symbol "/" as shown in the above table denotes "Not Applicable". 上表符號"/"表示不適用。
- (3) The Vendor undertakes that if lifts or appliances of the specified brand name or model number are not installed in the Phase, lifts or appliances of comparable quality will be installed.  
賣方承諾如期數中沒有安裝指明的品牌名稱或產品型號的升降機或設備，便會安裝品質相若的升降機或設備。

# FITTINGS, FINISHES AND APPLIANCES

## 裝置、裝修物料及設備

Schedule of Mechanical and Electrical Provisions (Tower 2 (2A&2B))  
機電裝置數量說明表(第 2 座(2A 及 2B))

Location 位置	Mechanical and Electrical Provisions 機電裝置		Tower 2 (2A) 第 2 座(2A)			Tower 2 (2B) 第 2 座(2B)									
			6/F-12/F, 15/F-23/F, 25/F-26/F, 28/F-33/F, 35/F-43/F & 45/F-51/F 6 樓至 12 樓、15 樓至 23 樓、25 樓至 26 樓、28 樓至 33 樓、35 樓至 43 樓及 45 樓至 51 樓												
	Exposed Type 外露型	Non-exposed Type 非外露型	A	B	C	A	B	C	D	E	F	G	H	J	K
Kitchen 廚房	Lighting Point 燈位		2	4	/	/	/	/	/	/	/	/	/	/	/
	Video Door Phone 視像對講機		1	1	/	/	/	/	/	/	/	/	/	/	/
	Door Bell 門鐘		1	1	/	/	/	/	/	/	/	/	/	/	/
	13A Twin Socket Outlet 13A 雙位電插座		2	2	/	/	/	/	/	/	/	/	/	/	/
	Switch (Air conditioner indoor unit) 開關掣 (室內冷氣機)		-	1	/	/	/	/	/	/	/	/	/	/	/

- (1) The Symbol "-" as shown in the above table denotes "Not Provided". 上表符號 "-" 表示不提供。
- (2) The Symbol "/" as shown in the above table denotes "Not Applicable". 上表符號 "/" 表示不適用。
- (3) The Vendor undertakes that if lifts or appliances of the specified brand name or model number are not installed in the Phase, lifts or appliances of comparable quality will be installed.  
賣方承諾如期數中沒有安裝指明的品牌名稱或產品型號的升降機或設備，便會安裝品質相若的升降機或設備。



FITTINGS, FINISHES AND APPLIANCES  
裝置、裝修物料及設備

Schedule of Mechanical and Electrical Provisions (Tower 2 (2A&2B))  
機電裝置數量說明表(第 2 座(2A 及 2B))

Location 位置	Mechanical and Electrical Provisions 機電裝置		Tower 2 (2A) 第 2 座(2A)			Tower 2 (2B) 第 2 座(2B)									
			6/F-12/F, 15/F-23/F, 25/F-26/F, 28/F-33/F, 35/F-43/F & 45/F-51/F 6 樓至 12 樓、15 樓至 23 樓、25 樓至 26 樓、28 樓至 33 樓、35 樓至 43 樓 及 45 樓至 51 樓												
	Exposed Type 外露型	Non-exposed Type 非外露型	A	B	C	A	B	C	D	E	F	G	H	J	K
Kitchen 廚房		Switch for Induction Hob 開關掣供電磁爐	-	1	/	/	/	/	/	/	/	/	/	/	/
		Fused Spur Unit for Cooker Hood 菲士座供抽油煙機	1	1	/	/	/	/	/	/	/	/	/	/	/
		Fused Spur Unit for Gas Hob 菲士座供氣體煮食爐	2	2	/	/	/	/	/	/	/	/	/	/	/
		13A Single Socket Outlet for Washer Dryer 13A 單位電插座供洗衣乾衣機	1	1	/	/	/	/	/	/	/	/	/	/	/
		Drain point for Washer Dryer 去水位供洗衣乾衣機	1	1	/	/	/	/	/	/	/	/	/	/	/
		Water point for Washer Dryer 來水位供洗衣乾衣機	1	1	/	/	/	/	/	/	/	/	/	/	/
		13A Single Socket Outlet for Fridge Freezer 13A 單位電插座供雪櫃連冰箱	1	1	/	/	/	/	/	/	/	/	/	/	/
		13A Single Socket Outlet for Fridge 13A 單位電插座供雪櫃	-	1	/	/	/	/	/	/	/	/	/	/	/
		Switch for Microwave Oven 開關掣供微波爐	1	1	/	/	/	/	/	/	/	/	/	/	/
		Fused Spur Unit for Lighting 菲士座供燈	2	1	/	/	/	/	/	/	/	/	/	/	/
		Fused Spur Unit for Exhaust Fan 菲士座供抽氣扇	1	1	/	/	/	/	/	/	/	/	/	/	/
		Connection Unit for Exhaust Fan 接線座供抽氣扇	1	1	/	/	/	/	/	/	/	/	/	/	/
		Switch for Electric Water Heater 開關掣供電熱水器	1	-	/	/	/	/	/	/	/	/	/	/	/
		13A Single Socket Outlet 13A 單位電插座	-	2	/	/	/	/	/	/	/	/	/	/	/

- (1) The Symbol "-" as shown in the above table denotes "Not Provided". 上表符號"-"表示不提供。
- (2) The Symbol "/" as shown in the above table denotes "Not Applicable". 上表符號"/"表示不適用。
- (3) The Vendor undertakes that if lifts or appliances of the specified brand name or model number are not installed in the Phase, lifts or appliances of comparable quality will be installed.  
賣方承諾如期數中沒有安裝指明的品牌名稱或產品型號的升降機或設備，便會安裝品質相若的升降機或設備。

FITTINGS, FINISHES AND APPLIANCES  
裝置、裝修物料及設備



Schedule of Mechanical and Electrical Provisions (Tower 2 (2A&2B))  
機電裝置數量說明表(第 2 座(2A 及 2B))

Location 位置	Mechanical and Electrical Provisions 機電裝置		Tower 2 (2A) 第 2 座(2A)			Tower 2 (2B) 第 2 座(2B)									
			6/F-12/F, 15/F-23/F, 25/F-26/F, 28/F-33/F, 35/F-43/F & 45/F-51/F 6 樓至 12 樓、15 樓至 23 樓、25 樓至 26 樓、28 樓至 33 樓、35 樓至 43 樓 及 45 樓至 51 樓												
	Exposed Type 外露型	Non-exposed Type 非外露型	A	B	C	A	B	C	D	E	F	G	H	J	K
Open Kitchen 開放式廚房	Lighting Point 燈位		3	/	-	-	1	-	-	-	-	-	-	-	-
	13A Twin Socket Outlet 13A 雙位電插座		-	/	1	-	1	1	-	-	-	-	-	1	1
	Switch (Air conditioner indoor unit) 開關掣 (室內冷氣機)		1	/	-	-	-	-	-	-	-	-	-	-	-
		Distribution Board 配電箱	-	/	1	-	-	1	-	-	-	-	-	1	-
		Fused Spur Unit for Lighting 菲士座供燈	1	/	1	1	1	1	1	1	1	1	1	1	1
		Switch for Induction Hob 開關掣供電磁爐	1	/	1	1	1	1	1	1	1	1	1	1	1
		Fused Spur Unit for Cook Hood 菲士座供抽油煙機	1	/	1	1	1	1	1	1	1	1	1	1	1
		13A Single Socket Outlet for Microwave Oven 13A 單位電插座供微波爐	-	/	1	-	1	1	-	-	-	1	1	-	1
		13A Single Socket Outlet for Washer Dryer 13A 單位電插座供洗衣乾衣機	-	/	1	1	1	1	1	1	1	-	-	1	1
		Drain point for Washer Dryer 去水位供洗衣乾衣機	-	/	1	1	1	1	1	1	1	-	-	1	1
		Water point for Washer Dryer 來水位供洗衣乾衣機	-	/	1	1	1	1	1	1	1	-	-	1	1
		13A Single Socket Outlet for Fridge Freezer 13A 單位電插座供雪櫃連冰箱	-	/	-	-	-	1	-	-	-	-	-	1	-
		Switch for Electric Water Heater 開關掣供電熱水器	1	/	1	1	1	1	1	1	1	1	1	1	1
		13A Single Socket Outlet 13A 單位電插座	2	/	-	-	-	-	-	-	-	-	-	-	-

- (1) The Symbol "-" as shown in the above table denotes "Not Provided". 上表符號"-"表示不提供。
- (2) The Symbol "/" as shown in the above table denotes "Not Applicable". 上表符號"/"表示不適用。
- (3) The Vendor undertakes that if lifts or appliances of the specified brand name or model number are not installed in the Phase, lifts or appliances of comparable quality will be installed.  
賣方承諾如期數中沒有安裝指明的品牌名稱或產品型號的升降機或設備，便會安裝品質相若的升降機或設備。

FITTINGS, FINISHES AND APPLIANCES  
裝置、裝修物料及設備

Schedule of Mechanical and Electrical Provisions (Tower 2 (2A&2B))  
機電裝置數量說明表 (第 2 座 (2A 及 2B))

Location 位置	Mechanical and Electrical Provisions 機電裝置		Tower 2 (2A) 第 2 座(2A)			Tower 2 (2B) 第 2 座(2B)									
			6/F-12/F, 15/F-23/F, 25/F-26/F, 28/F-33/F, 35/F-43/F & 45/F-51/F 6 樓至 12 樓、15 樓至 23 樓、25 樓至 26 樓、28 樓至 33 樓、35 樓至 43 樓 及 45 樓至 51 樓												
	Exposed Type 外露型	Non-exposed Type 非外露型	A	B	C	A	B	C	D	E	F	G	H	J	K
Master Bathroom 主人浴室	Lighting Point 燈位		4	5	3	/	3	/	/	/	/	/	/	/	/
		13A Single Socket Outlet 13A 單位電插座	1	1	1	/	1	/	/	/	/	/	/	/	/
		Fused Spur Unit for Exhaust Fan 菲士座供抽氣扇	1	1	1	/	1	/	/	/	/	/	/	/	/
		Connection Unit for Exhaust Fan 接線座供抽氣扇	1	1	1	/	1	/	/	/	/	/	/	/	/
		Fused Spur Unit for Lighting 菲士座供燈	1	1	1	/	1	/	/	/	/	/	/	/	/
Bathroom 1 浴室 1	Lighting Point 燈位		3	3	3	3	3	3	3	3	3	3	3	3	3
		13A Single Socket Outlet 13A 單位電插座	1	1	1	1	1	1	1	1	1	1	1	1	1
		Fused Spur Unit for Exhaust Fan 菲士座供抽氣扇	1	1	1	1	1	1	1	1	1	1	1	1	1
		Connection Unit for Exhaust Fan 接線座供抽氣扇	1	1	1	1	1	1	1	1	1	1	1	1	1
		Fused Spur Unit for Lighting 菲士座供燈	1	1	1	1	1	1	1	1	1	1	1	1	1
		Fused Spur Unit for Dehumidifier 菲士座供抽濕機	1	1	1	1	1	1	1	1	1	1	1	1	1

- (1) The Symbol "-" as shown in the above table denotes "Not Provided". 上表符號 "-" 表示不提供。
- (2) The Symbol "/" as shown in the above table denotes "Not Applicable". 上表符號 "/" 表示不適用。
- (3) The Vendor undertakes that if lifts or appliances of the specified brand name or model number are not installed in the Phase, lifts or appliances of comparable quality will be installed.  
賣方承諾如期數中沒有安裝指明的品牌名稱或產品型號的升降機或設備，便會安裝品質相若的升降機或設備。

FITTINGS, FINISHES AND APPLIANCES  
裝置、裝修物料及設備



Schedule of Mechanical and Electrical Provisions (Tower 2 (2A&2B))  
機電裝置數量說明表 (第 2 座 (2A 及 2B))

Location 位置	Mechanical and Electrical Provisions 機電裝置		Tower 2 (2A) 第 2 座(2A)			Tower 2 (2B) 第 2 座(2B)									
			6/F-12/F, 15/F-23/F, 25/F-26/F, 28/F-33/F, 35/F-43/F & 45/F-51/F 6 樓至 12 樓、15 樓至 23 樓、25 樓至 26 樓、28 樓至 33 樓、35 樓至 43 樓 及 45 樓至 51 樓												
	Exposed Type 外露型	Non-exposed Type 非外露型	A	B	C	A	B	C	D	E	F	G	H	J	K
Bathroom 2 浴室 2	Lighting Point 燈位		3	3	/	/	/	/	/	/	/	/	/	/	/
		13A Single Socket Outlet 13A 單位電插座	1	1	/	/	/	/	/	/	/	/	/	/	/
		Fused Spur Unit for Exhaust Fan 菲士座供抽氣扇	1	1	/	/	/	/	/	/	/	/	/	/	/
		Connection Unit for Exhaust Fan 接線座供抽氣扇	1	1	/	/	/	/	/	/	/	/	/	/	/
		Fused Spur Unit for Lighting 菲士座供燈	1	1	/	/	/	/	/	/	/	/	/	/	/
W.C. 洗手間	Lighting Point 燈位		1	1	/	/	/	/	/	/	/	/	/	/	/
		Fused Spur Unit for Exhaust Fan 菲士座供抽氣扇	1	1	/	/	/	/	/	/	/	/	/	/	/
		Connection Unit for Exhaust Fan 接線座供抽氣扇	1	1	/	/	/	/	/	/	/	/	/	/	/
Balcony 露台	Lighting Point 燈位		1	1	1	1	1	1	1	1	1	1	1	1	1
U.P. 工作平台	Lighting Point 燈位		1	1	/	/	/	/	/	/	/	/	/	/	1
A/C platform 冷氣機平台	Switch for outdoor A/C unit 開關掣供冷氣室外機		4	5	2	2	2	2	1	1	1	1	1	1	2
Lift Lobby 升降機大堂	Door Bell Push Button 門鐘襟手掣		1	1	1	1	1	1	1	1	1	1	1	1	1

- (1) The Symbol "-" as shown in the above table denotes "Not Provided". 上表符號"-"表示不提供。
- (2) The Symbol "/" as shown in the above table denotes "Not Applicable". 上表符號"/"表示不適用。
- (3) 1 number of switch for outdoor A/C unit on A/C platform and 3 numbers of switches for outdoor A/C units on A/C plinth at roof for Tower2(2A) 51/F flat A.  
1 個開關掣供冷氣室外機位於冷氣機平台及 3 個開關掣供冷氣室外機位於天台的冷氣機基座供第 2 座(2A) 51 樓 A 單位。
- 5 numbers of switches for outdoor A/C units on A/C plinth at roof for Tower2(2A) 51/F flat B.  
5 個開關掣供冷氣室外機位於天台的冷氣機基座供第 2 座(2A) 51 樓 B 單位。
- 1 number of switch for outdoor A/C unit on A/C platform and 1 number of switch for outdoor A/C unit on A/C plinth at roof for Tower2(2A) 51/F flat C.  
1 個開關掣供冷氣室外機位於冷氣機平台及 1 個開關掣供冷氣室外機位於天台的冷氣機基座供第 2 座(2A) 51 樓 C 單位。
- 1 number of switch for outdoor A/C unit on A/C platform and 1 number of switch for outdoor A/C unit on A/C plinth at roof for Tower2(2B) 51/F flat C.  
1 個開關掣供冷氣室外機位於冷氣機平台及 1 個開關掣供冷氣室外機位於天台的冷氣機基座供第 2 座(2B) 51 樓 C 單位。
- (4) The Vendor undertakes that if lifts or appliances of the specified brand name or model number are not installed in the Phase, lifts or appliances of comparable quality will be installed.  
賣方承諾如期數中沒有安裝指明的品牌名稱或產品型號的升降機或設備，便會安裝品質相若的升降機或設備。



FITTINGS, FINISHES AND APPLIANCES  
裝置、裝修物料及設備

Schedule of Mechanical and Electrical Provisions (Diamond Sky Mansion, Luna Sky Mansion, Star Sky Mansion, Sun Sky Mansion & Ocean Sky Mansion)  
機電裝置數量說明表 (天鑽匯、月鑽匯、星鑽匯、日鑽匯及海鑽匯)

Location 位置	Mechanical and Electrical Provisions 機電裝置		6/F-12/F & 15/F-16/F 6 樓至 12 樓及 15 樓至 16 樓									
			Diamond Sky Mansion 天鑽匯		Luna Sky Mansion 月鑽匯,		Star Sky Mansion 星鑽匯		Sun Sky Mansion 日鑽匯		Ocean Sky Mansion 海鑽匯	
	Exposed Type 外露型	Non-exposed Type 非外露型	A	B	A	B	A	B	A	B	A	B
Living Room /Dining Room and Corridor 客廳/飯廳和走廊	Lighting Switch (Master Lights Off Switch) 燈掣 (總熄燈掣)		1	1	1	1	1	1	1	1	1	1
	Lighting Switch 燈掣		8	10	10	10	10	8	8	10	10	8
	Lighting Point 燈位		13	9	9	9	9	13	13	9	9	13
	Telephone Outlet 電話插座		2	2	2	2	2	2	2	2	2	2
	TV/FM Outlet 電視機/電台天線插座		2	2	2	2	2	2	2	2	2	2
	13A Twin Socket Outlet 13A 雙位電插座		5	5	5	5	5	5	5	5	5	5
	Switch (Air conditioner indoor unit) 開關掣 (室內冷氣機)		3	4	4	4	4	3	3	4	4	3
	Fused Spur Unit 菲士座		3	3	3	3	3	3	3	3	3	3
	Switch (Exhaust Fan) 開關掣 (抽氣扇)		1	1	1	1	1	1	1	1	1	1
	Switch (Exhaust Fan & Electric Water Heater ) 開關掣 (抽氣扇及電熱水器)		1	1	1	1	1	1	1	1	1	1
	Switch (Dehumidifier) 開關掣 (抽濕機)		1	1	1	1	1	1	1	1	1	1
	Door Bell 門鐘		1	1	1	1	1	1	1	1	1	1
		13A Single Socket Outlet for Fridge 13A 單位電插座供雪櫃	1	1	1	1	1	1	1	1	1	1
		Fused Spur Unit for Balcony Lighting 菲士座供露台燈	1	-	-	-	-	1	1	-	-	1

- (1) The Symbol "-" as shown in the above table denotes "Not Provided". 上表符號 "-" 表示不提供。
- (2) The Symbol "/" as shown in the above table denotes "Not Applicable". 上表符號 "/" 表示不適用。
- (3) The Vendor undertakes that if lifts or appliances of the specified brand name or model number are not installed in the Phase, lifts or appliances of comparable quality will be installed.  
賣方承諾如期數中沒有安裝指明的品牌名稱或產品型號的升降機或設備，便會安裝品質相若的升降機或設備。

FITTINGS, FINISHES AND APPLIANCES  
裝置、裝修物料及設備



Schedule of Mechanical and Electrical Provisions (Diamond Sky Mansion, Luna Sky Mansion, Star Sky Mansion, Sun Sky Mansion & Ocean Sky Mansion)  
機電裝置數量說明表 (天鑽匯、月鑽匯、星鑽匯、日鑽匯及海鑽匯)

Location 位置	Mechanical and Electrical Provisions 機電裝置		6/F-12/F & 15/F-16/F 6 樓至 12 樓及 15 樓至 16 樓									
			Diamond Sky Mansion 天鑽匯		Luna Sky Mansion 月鑽匯		Star Sky Mansion 星鑽匯		Sun Sky Mansion 日鑽匯		Ocean Sky Mansion 海鑽匯	
	Exposed Type 外露型	Non-exposed Type 非外露型	A	B	A	B	A	B	A	B	A	B
Master Bedroom 主人睡房	Lighting Switch 燈掣		3	2	2	2	2	3	3	2	2	3
	Lighting Point 燈位		3	2	2	2	2	3	3	2	2	3
	Telephone Outlet 電話插座		2	2	2	2	2	2	2	2	2	2
	TV/FM Outlet 電視機/電台天線插座		2	2	2	2	2	2	2	2	2	2
	13A Twin Socket Outlet 13A 雙位電插座		4	1	1	1	1	4	4	1	1	4
	13A Twin Socket Outlet (with USB port) 13A 雙位電插座 (附有 USB 接口)		1	1	1	1	1	1	1	1	1	1
	13A Single Socket Outlet 13A 單位電插座		-	2	2	2	2	-	-	2	2	-
	Switch (Exhaust Fan & Electric Water Heater) 開關掣(抽氣扇及電熱水器)		1	1	1	1	1	1	1	1	1	1
	Switch (Air conditioner indoor unit) 開關掣 (室內冷氣機)		2	2	2	2	2	2	2	2	2	2
	Fused Spur Unit 菲士座		4	3	3	3	3	4	4	3	3	4

- (1) The Symbol "-" as shown in the above table denotes "Not Provided". 上表符號"-"表示不提供。
- (2) The Symbol "/" as shown in the above table denotes "Not Applicable". 上表符號"/"表示不適用。
- (3) The Vendor undertakes that if lifts or appliances of the specified brand name or model number are not installed in the Phase, lifts or appliances of comparable quality will be installed.  
賣方承諾如期數中沒有安裝指明的品牌名稱或產品型號的升降機或設備，便會安裝品質相若的升降機或設備。

# FITTINGS, FINISHES AND APPLIANCES

## 裝置、裝修物料及設備

Schedule of Mechanical and Electrical Provisions (Diamond Sky Mansion, Luna Sky Mansion, Star Sky Mansion, Sun Sky Mansion & Ocean Sky Mansion)  
機電裝置數量說明表 (天鑽匯、月鑽匯、星鑽匯、日鑽匯及海鑽匯)

Location 位置	Mechanical and Electrical Provisions 機電裝置		6/F-12/F & 15/F-16/F 6 樓至 12 樓及 15 樓至 16 樓									
			Diamond Sky Mansion 天鑽匯		Luna Sky Mansion 月鑽匯		Star Sky Mansion 星鑽匯		Sun Sky Mansion 日鑽匯		Ocean Sky Mansion 海鑽匯	
	Exposed Type 外露型	Non-exposed Type 非外露型	A	B	A	B	A	B	A	B	A	B
Bedroom 1 睡房 1	Lighting Switch 燈掣		2	2	2	2	2	2	2	2	2	2
	Lighting Point 燈位		1	1	1	1	1	1	1	1	1	1
	Telephone Outlet 電話插座		1	1	1	1	1	1	1	1	1	1
	TV/FM Outlet 電視機/電台天線插座		1	1	1	1	1	1	1	1	1	1
	13A Single Socket Outlet 13A 單位電插座		2	2	2	2	2	2	2	2	2	2
	13A Twin Socket Outlet 13A 雙位電插座		1	1	1	1	1	1	1	1	1	1
	Switch (Exhaust Fan & Electric Water Heater) 開關掣(抽氣扇及電熱水器)		1	1	1	1	1	1	1	1	1	1
	Switch (Air conditioner indoor unit) 開關掣 (室內冷氣機)		1	1	1	1	1	1	1	1	1	1

- (1) The Symbol "-" as shown in the above table denotes "Not Provided". 上表符號"-"表示不提供。
- (2) The Symbol "/" as shown in the above table denotes "Not Applicable". 上表符號"/"表示不適用。
- (3) The Vendor undertakes that if lifts or appliances of the specified brand name or model number are not installed in the Phase, lifts or appliances of comparable quality will be installed.  
賣方承諾如期數中沒有安裝指明的品牌名稱或產品型號的升降機或設備，便會安裝品質相若的升降機或設備。

FITTINGS, FINISHES AND APPLIANCES

裝置、裝修物料及設備



Schedule of Mechanical and Electrical Provisions (Diamond Sky Mansion, Luna Sky Mansion, Star Sky Mansion, Sun Sky Mansion & Ocean Sky Mansion)

機電裝置數量說明表 (天鑽匯、月鑽匯、星鑽匯、日鑽匯及海鑽匯)

Location 位置	Mechanical and Electrical Provisions 機電裝置		6/F-12/F & 15/F-16/F 6樓至 12樓及 15樓至 16樓									
			Diamond Sky Mansion 天鑽匯		Luna Sky Mansion 月鑽匯		Star Sky Mansion 星鑽匯		Sun Sky Mansion 日鑽匯		Ocean Sky Mansion 海鑽匯	
	Exposed Type 外露型	Non-exposed Type 非外露型	A	B	A	B	A	B	A	B	A	B
Bedroom 2 睡房 2	Lighting Switch 燈掣		2	1	1	1	1	2	1	1	1	1
	Lighting Point 燈位		1	1	1	1	1	1	1	1	1	1
	Telephone Outlet 電話插座		1	1	1	1	1	1	1	1	1	1
	TV/FM Outlet 電視機/電台天線插座		1	1	1	1	1	1	1	1	1	1
	13A Single Socket Outlet 13A 單位電插座		2	-	-	-	-	2	-	-	-	2
	13A Twin Socket Outlet 13A 雙位電插座		1	2	2	2	2	1	2	2	2	1
	Switch (Air conditioner indoor unit) 開關掣 (室內冷氣機)		1	1	1	1	1	1	1	1	1	1
Bedroom 3 睡房 3	Lighting Switch 燈掣		1	/	/	/	/	1	2	/	/	1
	Lighting Point 燈位		1	/	/	/	/	1	1	/	/	1
	Telephone Outlet 電話插座		1	/	/	/	/	1	1	/	/	1
	TV/FM Outlet 電視機/電台天線插座		1	/	/	/	/	1	1	/	/	1
	13A Twin Socket Outlet 13A 雙位電插座		2	/	/	/	/	2	3	/	/	2
	Switch (Air conditioner indoor unit) 開關掣 (室內冷氣機)		1	/	/	/	/	1	1	/	/	1

- (1) The Symbol "-" as shown in the above table denotes "Not Provided". 上表符號 "-" 表示不提供。
- (2) The Symbol "/" as shown in the above table denotes "Not Applicable". 上表符號 "/" 表示不適用。
- (3) The Vendor undertakes that if lifts or appliances of the specified brand name or model number are not installed in the Phase, lifts or appliances of comparable quality will be installed.  
賣方承諾如期數中沒有安裝指明的品牌名稱或產品型號的升降機或設備，便會安裝品質相若的升降機或設備。



FITTINGS, FINISHES AND APPLIANCES  
裝置、裝修物料及設備

Schedule of Mechanical and Electrical Provisions (Diamond Sky Mansion, Luna Sky Mansion, Star Sky Mansion, Sun Sky Mansion & Ocean Sky Mansion)  
機電裝置數量說明表 (天鑽匯、月鑽匯、星鑽匯、日鑽匯及海鑽匯)

Location 位置	Mechanical and Electrical Provisions 機電裝置		6/F-12/F & 15/F-16/F 6 樓至 12 樓及 15 樓至 16 樓									
			Diamond Sky Mansion 天鑽匯		Luna Sky Mansion 月鑽匯		Star Sky Mansion 星鑽匯		Sun Sky Mansion 日鑽匯		Ocean Sky Mansion 海鑽匯	
	Exposed Type 外露型	Non-exposed Type 非外露型	A	B	A	B	A	B	A	B	A	B
Utility 工作間	Lighting Switch 燈掣		1	1	1	1	1	1	1	1	1	1
	Lighting Point 燈位		1	1	1	1	1	1	1	1	1	1
	13A Twin Socket Outlet 13A 雙位電插座		1	1	1	1	1	1	1	1	1	1
	Distribution Board 配電箱		1	1	1	1	1	1	1	1	1	1
	Switch (Air conditioner indoor unit) 開關掣 (室內冷氣機)		1	1	1	1	1	1	1	1	1	1
	13A Single Socket Outlet for Washing Machine 13A 單位電插座供洗衣機		1	-	-	-	-	1	1	-	-	1
	Drain point for Washing Machine and Tumble Dryer 去水位供洗衣機及乾衣機		1	-	-	-	-	1	1	-	-	1
	Water point for Washing Machine 來水位供洗衣機		1	-	-	-	-	1	1	-	-	1
	13A Single Socket Outlet for Tumble Dryer 13A 單位電插座供乾衣機		1	-	-	-	-	1	1	-	-	1
	Switch (Exhaust Fan & Electric Water Heater) 開關掣(抽氣扇及電熱水器)		1	1	1	1	1	1	1	1	1	1
Kitchen 廚房	Lighting Point 燈位		4	4	4	4	4	4	4	4	4	4
	13A Twin Socket Outlet 13A 雙位電插座		2	2	2	2	2	2	2	2	2	2
	Video Door Phone 視像對講機		1	1	1	1	1	1	1	1	1	1
	Door Bell 門鐘		1	1	1	1	1	1	1	1	1	1
	Switch (Air conditioner indoor unit) 開關掣 (室內冷氣機)		1	1	1	1	1	1	1	1	1	1

- (1) The Symbol "-" as shown in the above table denotes "Not Provided". 上表符號 "-" 表示不提供。
- (2) The Symbol "/" as shown in the above table denotes "Not Applicable". 上表符號 "/" 表示不適用。
- (3) The Vendor undertakes that if lifts or appliances of the specified brand name or model number are not installed in the Phase, lifts or appliances of comparable quality will be installed.  
賣方承諾如期數中沒有安裝指明的品牌名稱或產品型號的升降機或設備，便會安裝品質相若的升降機或設備。

FITTINGS, FINISHES AND APPLIANCES

裝置、裝修物料及設備



Schedule of Mechanical and Electrical Provisions (Diamond Sky Mansion, Luna Sky Mansion, Star Sky Mansion, Sun Sky Mansion & Ocean Sky Mansion)

機電裝置數量說明表 (天鑽匯、月鑽匯、星鑽匯、日鑽匯及海鑽匯)

Location 位置	Mechanical and Electrical Provisions 機電裝置		6/F-12/F & 15/F-16/F 6 樓至 12 樓及 15 樓至 16 樓									
			Diamond Sky Mansion 天鑽匯		Luna Sky Mansion 月鑽匯		Star Sky Mansion 星鑽匯		Sun Sky Mansion 日鑽匯		Ocean Sky Mansion 海鑽匯	
	Exposed Type 外露型	Non-exposed Type 非外露型	A	B	A	B	A	B	A	B	A	B
Kitchen 廚房		Switch for Induction Hob 開關掣供電磁爐	1	1	1	1	1	1	1	1	1	1
		Switch for Microwave Oven 開關掣供微波爐	1	1	1	1	1	1	1	1	1	1
		Fused Spur Unit for Cooker Hood 菲士座供抽油煙機	1	1	1	1	1	1	1	1	1	1
		Fused Spur Unit for Gas Hob 菲士座供氣體煮食爐	2	2	2	2	2	2	2	2	2	2
		13A Single Socket Outlet for Washing Machine 13A 單位電插座供洗衣機	-	1	1	1	1	-	-	1	1	-
		Drain point for Washing Machine and Tumble Dryer 去水位供洗衣機及乾衣機	-	1	1	1	1	-	-	1	1	-
		Water point for Washing Machine 來水位供洗衣機	-	1	1	1	1	-	-	1	1	-
		13A Single Socket Outlet for Tumble Dryer 13A 單位電插座供乾衣機	-	1	1	1	1	-	-	1	1	-
		13A Single Socket Outlet for Fridge Freezer 13A 單位電插座供雪櫃連冰箱	1	1	1	1	1	1	1	1	1	1
		Connection Unit for Exhaust Fan 接線座供抽氣扇	1	1	1	1	1	1	1	1	1	1
		Fused Spur Unit for Exhaust Fan 菲士座供抽氣扇	1	1	1	1	1	1	1	1	1	1
		Fused Spur Unit for Lighting 菲士座供燈	2	1	1	1	1	2	2	1	1	2
		13A Single Socket Outlet 13A 單位電插座	2	2	2	2	2	2	2	2	2	2

- (1) The Symbol "-" as shown in the above table denotes "Not Provided". 上表符號 "-" 表示不提供。
- (2) The Symbol "/" as shown in the above table denotes "Not Applicable". 上表符號 "/" 表示不適用。
- (3) The Vendor undertakes that if lifts or appliances of the specified brand name or model number are not installed in the Phase, lifts or appliances of comparable quality will be installed.  
賣方承諾如期數中沒有安裝指明的品牌名稱或產品型號的升降機或設備，便會安裝品質相若的升降機或設備。

FITTINGS, FINISHES AND APPLIANCES

裝置、裝修物料及設備

Schedule of Mechanical and Electrical Provisions (Diamond Sky Mansion, Luna Sky Mansion, Star Sky Mansion, Sun Sky Mansion & Ocean Sky Mansion)

機電裝置數量說明表 (天鑽匯、月鑽匯、星鑽匯、日鑽匯及海鑽匯)

Location 位置	Mechanical and Electrical Provisions 機電裝置		6/F-12/F & 15/F-16/F 6 樓至 12 樓及 15 樓至 16 樓									
			Diamond Sky Mansion 天鑽匯		Luna Sky Mansion 月鑽匯		Star Sky Mansion 星鑽匯		Sun Sky Mansion 日鑽匯		Ocean Sky Mansion 海鑽匯	
	Exposed Type 外露型	Non-exposed Type 非外露型	A	B	A	B	A	B	A	B	A	B
Master Bathroom 主人浴室	Lighting Point 燈位		9	9	9	9	9	9	8	8	8	9
		13A Single Socket Outlet 13A 單位電插座	1	1	1	1	1	1	1	1	1	1
		Fused Spur Unit for Exhaust Fan 菲士座供抽氣扇	2	2	2	2	2	2	2	2	2	2
		Connection Unit for Exhaust Fan 接線座供抽氣扇	2	2	2	2	2	2	2	2	2	2
		Fused Spur Unit for Lighting 菲士座供燈	1	1	1	1	1	1	1	1	1	1

- (1) The Symbol "-" as shown in the above table denotes "Not Provided". 上表符號"-"表示不提供。
- (2) The Symbol "/" as shown in the above table denotes "Not Applicable". 上表符號"/"表示不適用。
- (3) The Vendor undertakes that if lifts or appliances of the specified brand name or model number are not installed in the Phase, lifts or appliances of comparable quality will be installed.  
賣方承諾如期數中沒有安裝指明的品牌名稱或產品型號的升降機或設備，便會安裝品質相若的升降機或設備。

FITTINGS, FINISHES AND APPLIANCES

裝置、裝修物料及設備



Schedule of Mechanical and Electrical Provisions (Diamond Sky Mansion, Luna Sky Mansion, Star Sky Mansion, Sun Sky Mansion & Ocean Sky Mansion)

機電裝置數量說明表 (天鑽匯、月鑽匯、星鑽匯、日鑽匯及海鑽匯)

Location 位置	Mechanical and Electrical Provisions 機電裝置		6/F-12/F & 15/F-16/F 6 樓至 12 樓及 15 樓至 16 樓									
			Diamond Sky Mansion 天鑽匯		Luna Sky Mansion 月鑽匯		Star Sky Mansion 星鑽匯		Sun Sky Mansion 日鑽匯		Ocean Sky Mansion 海鑽匯	
	Exposed Type 外露型	Non-exposed Type 非外露型	A	B	A	B	A	B	A	B	A	B
Bathroom 1 浴室 1	Lighting Point 燈位		3	3	3	3	3	3	3	3	3	3
		13A Single Socket Outlet 13A 單位電插座	1	1	1	1	1	1	1	1	1	1
		Fused Spur Unit for Exhaust Fan 菲士座供抽氣扇	1	1	1	1	1	1	1	1	1	1
		Connection Unit for Exhaust Fan 接線座供抽氣扇	1	1	1	1	1	1	1	1	1	1
		Fused Spur Unit for Lighting 菲士座供燈	1	1	1	1	1	1	1	1	1	1
		Fused Spur Unit for Dehumidifier 菲士座供抽濕機	1	1	1	1	1	1	1	1	1	1

- (1) The Symbol "-" as shown in the above table denotes "Not Provided". 上表符號 "-" 表示不提供。
- (2) The Symbol "/" as shown in the above table denotes "Not Applicable". 上表符號 "/" 表示不適用。
- (3) The Vendor undertakes that if lifts or appliances of the specified brand name or model number are not installed in the Phase, lifts or appliances of comparable quality will be installed.  
賣方承諾如期數中沒有安裝指明的品牌名稱或產品型號的升降機或設備，便會安裝品質相若的升降機或設備。



FITTINGS, FINISHES AND APPLIANCES

裝置、裝修物料及設備

Schedule of Mechanical and Electrical Provisions (Diamond Sky Mansion, Luna Sky Mansion, Star Sky Mansion, Sun Sky Mansion & Ocean Sky Mansion)

機電裝置數量說明表 (天鑽匯、月鑽匯、星鑽匯、日鑽匯及海鑽匯)

Location 位置	Mechanical and Electrical Provisions 機電裝置		6/F-12/F & 15/F-16/F 6 樓至 12 樓及 15 樓至 16 樓									
			Diamond Sky Mansion 天鑽匯		Luna Sky Mansion 月鑽匯		Star Sky Mansion 星鑽匯		Sun Sky Mansion 日鑽匯		Ocean Sky Mansion 海鑽匯	
	Exposed Type 外露型	Non-exposed Type 非外露型	A	B	A	B	A	B	A	B	A	B
Bathroom 2 浴室 2	Lighting Point 燈位		3	3	3	3	3	3	3	3	3	3
		13A Single Socket Outlet 13A 單位電插座	1	1	1	1	1	1	1	1	1	1
		Fused Spur Unit for Exhaust Fan 菲士座供抽氣扇	1	1	1	1	1	1	1	1	1	1
		Connection Unit for Exhaust Fan 接線座供抽氣扇	1	1	1	1	1	1	1	1	1	1
		Fused Spur Unit for Lighting 菲士座供燈	1	1	1	1	1	1	1	1	1	1
W.C. 洗手間	Lighting Point 燈位		1	1	1	1	1	1	1	1	1	1
		Fused Spur Unit for Exhaust Fan 菲士座供抽氣扇	1	1	1	1	1	1	1	1	1	1
		Connection Unit for Exhaust Fan 接線座供抽氣扇	1	1	1	1	1	1	1	1	1	1

- (1) The Symbol "-" as shown in the above table denotes "Not Provided". 上表符號 "-" 表示不提供。
- (2) The Symbol "/" as shown in the above table denotes "Not Applicable". 上表符號 "/" 表示不適用。
- (3) The Vendor undertakes that if lifts or appliances of the specified brand name or model number are not installed in the Phase, lifts or appliances of comparable quality will be installed.  
賣方承諾如期數中沒有安裝指明的品牌名稱或產品型號的升降機或設備，便會安裝品質相若的升降機或設備。

FITTINGS, FINISHES AND APPLIANCES  
裝置、裝修物料及設備



Schedule of Mechanical and Electrical Provisions (Diamond Sky Mansion, Luna Sky Mansion, Star Sky Mansion, Sun Sky Mansion & Ocean Sky Mansion)  
機電裝置數量說明表 (天鑽匯、月鑽匯、星鑽匯、日鑽匯及海鑽匯)

Location 位置	Mechanical and Electrical Provisions 機電裝置		6/F-12/F & 15/F-16/F 6 樓至 12 樓及 15 樓至 16 樓									
			Diamond Sky Mansion 天鑽匯		Luna Sky Mansion 月鑽匯		Star Sky Mansion 星鑽匯		Sun Sky Mansion 日鑽匯		Ocean Sky Mansion 海鑽匯	
	Exposed Type 外露型	Non-exposed Type 非外露型	A	B	A	B	A	B	A	B	A	B
Balcony 露台	Lighting Point 燈位		1	1	1	1	1	1	1	1	1	1
Foyer 玄關	Lighting Switch 燈掣		1	1	1	1	1	1	1	1	1	1
	Lighting Point 燈位		3	3	3	3	3	3	3	3	3	3
	13A Single Socket Outlet 13A 單位電插座		1	1	1	1	1	1	1	1	1	1
	Door Bell Push Button 門鐘襟手掣		1	1	1	1	1	1	1	1	1	1
		Fused Spur Unit for Lighting 菲士座供燈	1	1	1	1	1	1	1	1	1	1
		Fused Spur Unit for Balcony Lighting 菲士座供露台燈	-	1	1	1	1	-	-	1	1	-
A/C platform 冷氣機平台	Switch for outdoor A/C unit 開關掣供冷氣室外機		5	4	4	4	4	5	5	4	4	5
Fireman's Lift Lobby 消防員升降機大堂	Door Bell Push Button 門鐘襟手掣		1	1	1	1	1	1	1	1	1	1

- (1) The Symbol "-" as shown in the above table denotes "Not Provided". 上表符號 "-" 表示不提供。
- (2) The Symbol "/" as shown in the above table denotes "Not Applicable". 上表符號 "/" 表示不適用。
- (3) 5 numbers of switches for outdoor A/C units on A/C plinth at roof for Diamond Sky Mansion 16/F flat A, Star Sky Mansion 16/F flat B, Sun Sky Mansion 16/F flat A and Ocean Sky Mansion 16/F flat B.  
5 個開關掣供冷氣室外機位於天台的冷氣機基座供天鑽匯 16 樓的 A 單位、星鑽匯 16 樓的 B 單位、日鑽匯 16 樓的 A 單位及海鑽匯 16 樓的 B 單位。
- 4 numbers of switches for outdoor A/C units on A/C plinth at roof for Diamond Sky Mansion 16/F flat B, Luna Sky Mansion flat A and B, Star Sky Mansion 16/F flat A, Sun Sky Mansion 16/f flat B and Ocean Sky Mansion 16/f flat A.  
4 個開關掣供冷氣室外機位於天台的冷氣機基座供天鑽匯 16 樓的 B 單位、星鑽匯 16 樓的 A 單位、月鑽匯 16 樓的 A 及 B 單位、日鑽匯 16 樓的 B 單位及海鑽匯 16 樓的 A 單位
- (4) The Vendor undertakes that if lifts or appliances of the specified brand name or model number are not installed in the Phase, lifts or appliances of comparable quality will be installed.  
賣方承諾如期數中沒有安裝指明的品牌名稱或產品型號的升降機或設備，便會安裝品質相若的升降機或設備。

# FITTINGS, FINISHES AND APPLIANCES

## 裝置、裝修物料及設備

Appliances Schedule - Air Conditioner ( Split Type ) - Tower 1 ( 1A&1B)  
設備說明表-冷氣裝置-分體式冷氣機 - 第 1 座( 1A 及 1B)

Location 位置	Brand Name 品牌	Model Number 型號		Tower 1 (1A) 第 1 座(1A)			Tower 1 (1B) 第 1 座(1B)							
				6/F-12/F, 15/F-23/F, 25/F-26/F, 28/F-33/F, 35/F-43/F & 45/F-51/F 6 樓至 12 樓、15 樓至 23 樓、 25 樓至 26 樓、28 樓至 33 樓、35 樓至 43 樓 及 45 樓至 51 樓										
		Indoor Unit 室內機	Outdoor Unit 室外機	A	B	C	A	B	C	D	E	F	G	H
Living Room / Dining Room 客廳/飯廳	Mitsubishi Electric 三菱電機	MSZ-GE35VA-E1	MUZ-GE35VA-E1	-	-	-	-	-	-	1	-	-	-	-
		MSZ-GE50VA-E1	MUZ-GE50VA-E1	1	-	-	-	1	-	-	-	-	-	1
		MSZ-GE60VA-E1	MUZ-GE60VA-E1	-	1	1	1	-	-	-	-	-	-	-
		MSZ-GE35VA-E1	MXZ-3C68VA	-	-	-	-	-	1 *	-	1 *	1 *	1*	-
		MSZ-GE35VA-E1	MXZ-4C80VA	-	1 *	-	-	-	-	-	-	-	-	-
		MSZ-GE50VA-E1	MXZ-4C80VA	1*	-	1*	-	-	-	-	-	-	-	-
Master Bedroom 主人睡房		MSZ-GE25VA-E1	MXZ-2C52VA	-	-	-	1 *	/	/	/	/	/	/	/
		MSZ-GE35VA-E1	MXZ-4C80VA	-	1*	-	-	/	/	/	/	/	/	/
		MSZ-GE50VA-E1	MXZ-4C80VA	1 ***	-	1 **	-	/	/	/	/	/	/	/
		MSZ-GE35VA-E1	MXZ-3C68VA	1****	-	-	-	/	/	/	/	/	/	/
Bedroom 1 睡房 1		MSZ-GE25VA-E1	MXZ-2C52VA	-	-	-	1 *	1 *	-	/	-	-	-	1 *
		MSZ-GE25VA-E1	MXZ-3C68VA	-	-	-	-	-	1*	/	1 *	1 *	1 *	-
		MSZ-GE35VA-E1	MXZ-3C68VA	1 **	-	-	-	-	-	/	-	-	-	-
		MSZ-GE25VA-E1	MXZ-4C80VA	-	1 ***	-	-	-	-	/	-	-	-	-
		MSZ-GE50VA-E1	MXZ-4C80VA	-	-	1 ****	-	-	-	/	-	-	-	-

- (1) \* Shared Outdoor Unit for different location of a flat (Combination 1) /同一單位不同位置共用一部室外機 (組合 1)
- (2) \*\* Shared Outdoor Unit for different location of a flat (Combination 2) /同一單位不同位置共用一部室外機 (組合 2)
- (3) \*\*\* Shared Outdoor Unit for different location of a flat (Combination 3) /同一單位不同位置共用一部室外機 (組合 3)
- (4) \*\*\*\* Shared Outdoor Unit for different location of a flat (Combination 4) /同一單位不同位置共用一部室外機 (組合 4)
- (5) \*\*\*\*\* Shared Outdoor Unit for different location of a flat (Combination 5) /同一單位不同位置共用一部室外機 (組合 5)
- (6) The Symbol "-" as shown in the above table denotes "Not Provided". 上表符號 "-" 表示不提供。
- (7) The Symbol "/" as shown in the above table denotes "Not Applicable". 上表符號 "/" 表示不適用。
- (8) The Vendor undertakes that if lifts or appliances of the specified brand name or model number are not installed in the Phase, lifts or appliances of comparable quality will be installed.  
賣方承諾如期數中沒有安裝指明的品牌名稱或產品型號的升降機或設備，便會安裝品質相若的升降機或設備。

FITTINGS, FINISHES AND APPLIANCES

裝置、裝修物料及設備



Appliances Schedule - Air Conditioners ( Split Type) -Tower 1 ( 1A&1B)  
設備說明表-冷氣裝置-分體式冷氣機 - 第 1 座( 1A 及 1B)

Location 位置	Brand Name 品牌	Model Number 型號		Tower 1 (1A) 第 1 座(1A)			Tower 1 (1B) 第 1 座(1B)							
				6/F-12/F, 15/F-23/F, 25/F-26/F, 28/F-33/F, 35/F-43/F & 45/F-51/F 6 樓至 12 樓、15 樓至 23 樓、25 樓至 26 樓、28 樓至 33 樓、35 樓至 43 樓及 45 樓至 51 樓										
		Indoor Unit 室內機	Outdoor Unit 室外機	A	B	C	A	B	C	D	E	F	G	H
Bedroom 2 睡房 2	Mitsubishi Electric 三菱電機	MSZ-GE25VA-E1	MXZ-2C52VA	-	-	-	/	1*	/	/	/	/	/	1*
		MSZ-GE25VA-E1	MXZ-3C68VA	1 ****	-	-	/	-	/	/	/	/	/	-
		MSZ-GE25VA-E1	MXZ-4C80VA	-	1 ***	1 **	/	-	/	/	/	/	/	-
Bedroom 3 睡房 3		MSZ-GE25VA-E1	MXZ-4C80VA	1 ***	1 ***	1*	/	/	/	/	/	/	/	
Open Kitchen 開放式廚房		MSZ-GE25VA-E1	MXZ-3C68VA	1 **	/	/	-	-	-	-	-	-	-	
Kitchen 廚房		MSZ-GE35VA-E1	MXZ-3C68VA	-	1 **	-	/	/	/	/	/	/	/	/
		MSZ-GE35VA-E1	MUZ-GE35VA-E1	-	-	1	/	/	/	/	/	/	/	/
Utility 工作間		MSZ-GE25VA-E1	MXZ-4C80VA	1 *	-	1 ****	/	/	/	/	/	/	/	/
		MSZ-GE25VA-E1	MXZ-3C68VA	-	1**	-	/	/	/	/	/	/	/	/

- (1) \* Shared Outdoor Unit for different location of a flat (Combination 1) /同一單位不同位置共用一部室外機 (組合 1)
- (2) \*\* Shared Outdoor Unit for different location of a flat (Combination 2) /同一單位不同位置共用一部室外機 (組合 2)
- (3) \*\*\* Shared Outdoor Unit for different location of a flat (Combination 3) /同一單位不同位置共用一部室外機 (組合 3)
- (4) \*\*\*\* Shared Outdoor Unit for different location of a flat (Combination 4) /同一單位不同位置共用一部室外機 (組合 4)
- (5) \*\*\*\*\* Shared Outdoor Unit for different location of a flat (Combination 5) /同一單位不同位置共用一部室外機 (組合 5)
- (6) The Symbol "-" as shown in the above table denotes "Not Provided". 上表符號 "-" 表示不提供。
- (7) The Symbol "/" as shown in the above table denotes "Not Applicable". 上表符號 "/" 表示不適用。
- (8) The Vendor undertakes that if lifts or appliances of the specified brand name or model number are not installed in the Phase, lifts or appliances of comparable quality will be installed.  
賣方承諾如期數中沒有安裝指明的品牌名稱或產品型號的升降機或設備，便會安裝品質相若的升降機或設備。



FITTINGS, FINISHES AND APPLIANCES

裝置、裝修物料及設備

Appliances Schedule - Air Conditioners ( Split Type) - Tower 2( 2A&2B)

設備說明表-冷氣裝置-分體式冷氣機 - 第 2 座( 2A 及 2B)

Location 位置	Brand Name 品牌	Model Number 型號		Tower 2 (2A) 第 2 座(2A)			Tower 2 (2B) 第 2 座(2B)									
				6/F-12/F, 15/F-23/F, 25/F-26/F, 28/F-33/F, 35/F-43/F & 45/F-51/F 6 樓至 12 樓、15 樓至 23 樓、 25 樓至 26 樓、 28 樓至 33 樓、 35 樓至 43 樓及 45 樓至 51 樓												
		Indoor Unit 室內機	Outdoor Unit 室外機	A	B	C	A	B	C	D	E	F	G	H	J	K
Living / Dining Room 客/飯廳	Mitsubishi Electric 三菱電機	MSZ-GE50VA-E1	MUZ-GE50VA-E1	-	-	-	1	-	1	-	-	-	1	1	-	1
		MSZ-GE60VA-E1	MUZ-GE60VA-E1	1	1	1	-	1	-	-	-	-	-	-	-	-
		MSZ-GE35VA-E1	MXZ-3C68VA	1 *	-	-	-	-	-	1 *	1 *	1 *	-	-	-	-
		MSZ-GE35VA-E1	MXZ-4C80VA	-	1 *	-	-	-	-	-	-	-	-	-	1*	-
Master Bedroom 主人睡房		MSZ-GE50VA-E1	MUZ-GE50VA-E1	-	1	-	/	-	/	/	/	/	/	/	/	/
		MSZ-GE25VA-E1	MXZ-2C52VA	-	-	1 *	/	1 *	/	/	/	/	/	/	/	/
		MSZ-GE35VA-E1	MXZ-3C68VA	-	-	-	/	-	/	/	/	/	/	/	/	/
		MSZ-GE50VA-E1	MXZ-4C80VA	1 **	-	-	/	-	/	/	/	/	/	/	/	/
Bedroom 1 睡房 1		MSZ-GE25VA-E1	MUZ-GE25VA-E1	-	-	-	-	-	1	-	-	-	/	/	-	-
		MSZ-GE35VA-E1	MUZ-GE35VA-E1	-	-	-	1	-	-	-	-	-	/	/	-	-
		MSZ-GE25VA-E1	MXZ-2C52VA	-	-	1*	-	1*	-	-	-	-	/	/	-	1 *
		MSZ-GE25VA-E1	MXZ-3C68VA	-	-	-	-	-	-	1 *	1 *	1 *	/	/	-	-
		MSZ-GE35VA-E1	MXZ-3C68VA	-	1 **	-	-	-	-	-	-	-	/	/	-	-
		MSZ-GE25VA-E1	MXZ-4C80VA	1 ***	-	-	-	-	-	-	-	-	/	/	-	-
		MSZ-GE35VA-E1	MXZ-4C80VA	-	-	-	-	-	-	-	-	-	/	/	1 *	-

- (1) \* Shared Outdoor Unit for different location of a flat (Combination 1) /同一單位不同位置共用一部室外機 (組合 1)
- (2) \*\* Shared Outdoor Unit for different location of a flat (Combination 2) /同一單位不同位置共用一部室外機 (組合 2)
- (3) \*\*\* Shared Outdoor Unit for different location of a flat (Combination 3) /同一單位不同位置共用一部室外機 (組合 3)
- (4) \*\*\*\* Shared Outdoor Unit for different location of a flat (Combination 4) /同一單位不同位置共用一部室外機 (組合 4)
- (5) \*\*\*\*\* Shared Outdoor Unit for different location of a flat (Combination 5) /同一單位不同位置共用一部室外機 (組合 5)
- (6) The Symbol "-" as shown in the above table denotes "Not Provided". 上表符號 "-" 表示不提供。
- (7) The Symbol "/" as shown in the above table denotes "Not Applicable". 上表符號 "/" 表示不適用。
- (8) The Vendor undertakes that if lifts or appliances of the specified brand name or model number are not installed in the Phase, lifts or appliances of comparable quality will be installed.  
賣方承諾如期數中沒有安裝指明的品牌名稱或產品型號的升降機或設備，便會安裝品質相若的升降機或設備。

FITTINGS, FINISHES AND APPLIANCES

裝置、裝修物料及設備

Appliances Schedule - Air Conditioners ( Split Type) - Tower 2( 2A&2B)

設備說明表-冷氣裝置-分體式冷氣機 - 第 2 座( 2A 及 2B)

Location 位置	Brand Name 品牌	Model Number 型號		Tower 2 (2A) 第 2 座(2A)			Tower 2 (2B) 第 2 座(2B)									
				6/F-12/F, 15/F-23/F, 25/F-26/F, 28/F-33/F, 35/F-43/F & 45/F-51/F 6 樓至 12 樓、15 樓至 23 樓、25 樓至 26 樓、28 樓至 33 樓、35 樓至 43 樓及 45 樓至 51 樓												
		Indoor Unit 室內機	Outdoor Unit 室外機	A	B	C	A	B	C	D	E	F	G	H	J	K
Bedroom 2 睡房 2	Mitsubishi Electric 三菱電機	MSZ-GE25VA-E1	MXZ-2C52VA	-	1 ***	/	/	/	/	/	/	/	/	/	/	1*
		MSZ-GE25VA-E1	MXZ-4C80VA	1 **	-	/	/	/	/	/	/	/	/	/	/	-
Bedroom 3 睡房 3		MSZ-GE25VA-E1	MXZ-2C52VA	-	1 ***	/	/	/	/	/	/	/	/	/	/	/
		MSZ-GE25VA-E1	MXZ-4C80VA	1 ***	-	/	/	/	/	/	/	/	/	/	/	/
Open Kitchen 開放式廚房		MSZ-GE25VA-E1	MXZ-3C68VA	1*	/	-	-	-	-	-	-	-	-	-	-	-
Kitchen 廚房		MSZ-GE35VA-E1	MXZ-4C80VA	-	1*	/	/	/	/	/	/	/	/	/	/	/
Utility 工作間		MSZ-GE25VA-E1	MXZ-3C68VA	-	1 **	/	/	/	/	/	/	/	/	/	/	/
		MSZ-GE25VA-E1	MXZ-4C80VA	1 ***	-	/	/	/	/	/	/	/	/	/	/	/

- (1) \* Shared Outdoor Unit for different location of a flat (Combination 1) /同一單位不同位置共用一部室外機 (組合 1)
- (2) \*\* Shared Outdoor Unit for different location of a flat (Combination 2) /同一單位不同位置共用一部室外機 (組合 2)
- (3) \*\*\* Shared Outdoor Unit for different location of a flat (Combination 3) /同一單位不同位置共用一部室外機 (組合 3)
- (4) \*\*\*\* Shared Outdoor Unit for different location of a flat (Combination 4) /同一單位不同位置共用一部室外機 (組合 4)
- (5) \*\*\*\*\* Shared Outdoor Unit for different location of a flat (Combination 5) /同一單位不同位置共用一部室外機 (組合 5)
- (6) The Symbol "-" as shown in the above table denotes "Not Provided". 上表符號 "-" 表示不提供。
- (7) The Symbol "/" as shown in the above table denotes "Not Applicable". 上表符號 "/" 表示不適用。
- (8) The Vendor undertakes that if lifts or appliances of the specified brand name or model number are not installed in the Phase, lifts or appliances of comparable quality will be installed.  
賣方承諾如期數中沒有安裝指明的品牌名稱或產品型號的升降機或設備，便會安裝品質相若的升降機或設備。

# FITTINGS, FINISHES AND APPLIANCES

## 裝置、裝修物料及設備

Appliances Schedule - Air Conditioners ( Split Type) - Diamond Sky Mansion  
設備說明表-冷氣裝置-分體式冷氣機-天鑽匯

Location 位置	Brand Name 品牌	Model Number 型號		6/F-12/F & 15/F-16/F 6 樓至 12 樓及 15 樓至 16 樓	
		Indoor Unit 室內機	Outdoor Unit 室外機	A	B
Living Room / Dining Room 客廳 / 飯廳	TOSHIBA 東芝	RAS-M16GDV-E	RAS-5M34S3AV-E	1 ***	1 ****
		RAS-M24N3KV2-E	RAS-5M34S3AV-E	1 ***	-
		RAS-M24N3KV2-E	RAS-5M34S3AV-E	1 *****	-
		RAS-B16N3KV2-E	RAS-5M34S3AV-E	-	1 ****
		RAS-B22N3KV2-E	RAS-5M34S3AV-E	-	2 **
Master Bedroom 主人睡房		RAS-M24N3KV2-E	RAS-5M34S3AV-E	1 **	-
		RAS-B22N3KV2-E	RAS-5M34S3AV-E	1 *	-
		RAS-B10N3KV2-E	RAS-5M34S3AV-E	-	1 ****
		RAS-B16N3KV2-E	RAS-3M26S3AV-E	-	1 ***
Bedroom 1 睡房 1		RAS-B16N3KV2-E	RAS-5M34S3AV-E	1 *	-
		RAS-B16N3KV2-E	RAS-3M26S3AV-E	-	1***
Bedroom 2 睡房 2		RAS-B16N3KV2-E	RAS-5M34S3AV-E	1 *****	-
		RAS-B10N3KV2-E	RAS-5M34S3AV-E	-	1 *
Bedroom 3 睡房 3		RAS-B10N3KV2-E	RAS-5M34S3AV-E	1 **	-
Kitchen 廚房		RAS-B16N3KV2-E	RAS-3M26S3AV-E	1 ****	-
		RAS-B16N3KV2-E	RAS-5M34S3AV-E	-	1 *
Utility 工作間		RAS-B10N3KV2-E	RAS-3M26S3AV-E	1 ****	-
		RAS-B10N3KV2-E	RAS-5M34S3AV-E	-	1 *

- (1) \* Shared Outdoor Unit for different location of a flat (Combination 1) /同一單位不同位置共用一部室外機 (組合 1)
- (2) \*\* Shared Outdoor Unit for different location of a flat (Combination 2) /同一單位不同位置共用一部室外機 (組合 2)
- (3) \*\*\* Shared Outdoor Unit for different location of a flat (Combination 3) /同一單位不同位置共用一部室外機 (組合 3)
- (4) \*\*\*\* Shared Outdoor Unit for different location of a flat (Combination 4) /同一單位不同位置共用一部室外機 (組合 4)
- (5) \*\*\*\*\* Shared Outdoor Unit for different location of a flat (Combination 5) /同一單位不同位置共用一部室外機 (組合 5)
- (6) The Symbol "-" as shown in the above table denotes "Not Provided". 上表符號 "-"表示不提供。
- (7) The Symbol "/" as shown in the above table denotes "Not Applicable". 上表符號 "/" 表示不適用。
- (8) The Vendor undertakes that if lifts or appliances of the specified brand name or model number are not installed in the Phase, lifts or appliances of comparable quality will be installed.  
賣方承諾如期數中沒有安裝指明的品牌名稱或產品型號的升降機或設備，便會安裝品質相若的升降機或設備。

FITTINGS, FINISHES AND APPLIANCES

裝置、裝修物料及設備

Appliances Schedule - Air Conditioners ( Split Type) - Luna Sky Mansion

設備說明表-冷氣裝置-分體式冷氣機-月鑽匯

Location 位置	Brand Name 品牌	Model Number 型號		6/F-12/F & 15/F-16/F 6 樓至 12 樓及 15 樓至 16 樓	
		Indoor Unit 室內機	Outdoor Unit 室外機	A	B
Living Room / Dining Room 客廳 / 飯廳	TOSHIBA 東芝	RAS-M16GDV-E	RAS-5M34S3AV-E	1 ***	1 *
		RAS-B16N3KV2-E	RAS-5M34S3AV-E	1 ****	-
		RAS-B16N3KV2-E	RAS-3M26S3AV-E	-	1 ***
		RAS-M24N3KV2-E	RAS-5M34S3AV-E	1 ****	1 **
		RAS-B22N3KV2-E	RAS-5M34S3AV-E	1 **	1 ****
Master Bedroom 主人睡房		RAS-B10N3KV2-E	RAS-5M34S3AV-E	1 **	1 ****
		RAS-B16N3KV2-E	RAS-3M26S3AV-E	1 *	-
Bedroom 1 睡房 1		RAS-B16N3KV2-E	RAS-3M26S3AV-E	-	1 ***
		RAS-B16N3KV2-E	RAS-5M34S3AV-E	-	1 **
		RAS-B16N3KV2-E	RAS-3M26S3AV-E	1 *	-
Bedroom 2 睡房 2		RAS-B10N3KV2-E	RAS-5M34S3AV-E	1 **	1 ****
Kitchen 廚房		RAS-B16N3KV2-E	RAS-5M34S3AV-E	1 ***	1 *
Utility 工作間		RAS-B10N3KV2-E	RAS-5M34S3AV-E	1 ***	1 *

- (1) \* Shared Outdoor Unit for different location of a flat (Combination 1) /同一單位不同位置共用一部室外機 (組合 1)
- (2) \*\* Shared Outdoor Unit for different location of a flat (Combination 2) /同一單位不同位置共用一部室外機 (組合 2)
- (3) \*\*\* Shared Outdoor Unit for different location of a flat (Combination 3) /同一單位不同位置共用一部室外機 (組合 3)
- (4) \*\*\*\* Shared Outdoor Unit for different location of a flat (Combination 4) /同一單位不同位置共用一部室外機 (組合 4)
- (5) \*\*\*\*\* Shared Outdoor Unit for different location of a flat (Combination 5) /同一單位不同位置共用一部室外機 (組合 5)
- (6) The Symbol "-" as shown in the above table denotes "Not Provided". 上表符號 "-" 表示不提供。
- (7) The Symbol "/" as shown in the above table denotes "Not Applicable". 上表符號 "/" 表示不適用。
- (8) The Vendor undertakes that if lifts or appliances of the specified brand name or model number are not installed in the Phase, lifts or appliances of comparable quality will be installed.  
賣方承諾如期數中沒有安裝指明的品牌名稱或產品型號的升降機或設備，便會安裝品質相若的升降機或設備。



# FITTINGS, FINISHES AND APPLIANCES

## 裝置、裝修物料及設備

Appliances Schedule - Air Conditioners ( Split Type) - Star Sky Mansion  
設備說明表-冷氣裝置-分體式冷氣機 - 星鑽匯

Location 位置	Brand Name 品牌	Model Number 型號		6/F-12/F & 15/F-16/F 6 樓至 12 樓及 15 樓至 16 樓	
		Indoor Unit 室內機	Outdoor Unit 室外機	A	B
Living Room / Dining Room 客廳 / 飯廳	TOSHIBA 東芝	RAS-M16GDV-E	RAS-5M34S3AV-E	1 ***	1 ***
		RAS-B16N3KV2-E	RAS-5M34S3AV-E	1 **	-
		RAS-B22N3KV2-E	RAS-5M34S3AV-E	2 ****	-
		RAS-M24N3KV2-E	RAS-5M34S3AV-E	-	1 **
		RAS-M24N3KV2-E	RAS-5M34S3AV-E	-	1 ***
Master Bedroom 主人睡房		RAS-B10N3KV2-E	RAS-3M26S3AV-E	1 *	-
		RAS-B16N3KV2-E	RAS-3M26S3AV-E	1 *	-
		RAS-M24N3KV2-E	RAS-5M34S3AV-E	-	1 ****
		RAS-B22N3KV2-E	RAS-5M34S3AV-E	-	1 *****
Bedroom 1 睡房 1		RAS-B16N3KV2-E	RAS-5M34S3AV-E	1 **	1 *****
Bedroom 2 睡房 2		RAS-B10N3KV2-E	RAS-5M34S3AV-E	1 **	-
		RAS-B16N3KV2-E	RAS-5M34S3AV-E	-	1 **
Bedroom 3 睡房 3		RAS-B10N3KV2-E	RAS-5M34S3AV-E	/	1 ****
Kitchen 廚房		RAS-B16N3KV2-E	RAS-5M34S3AV-E	1 ***	-
		RAS-B16N3KV2-E	RAS-3M26S3AV-E	-	1 *
Utility 工作間		RAS-B10N3KV2-E	RAS-5M34S3AV-E	1 ***	-
		RAS-B10N3KV2-E	RAS-3M26S3AV-E	-	1 *

- (1) \* Shared Outdoor Unit for different location of a flat (Combination 1) /同一單位不同位置共用一部室外機 (組合 1)
- (2) \*\* Shared Outdoor Unit for different location of a flat (Combination 2) /同一單位不同位置共用一部室外機 (組合 2)
- (3) \*\*\* Shared Outdoor Unit for different location of a flat (Combination 3) /同一單位不同位置共用一部室外機 (組合 3)
- (4) \*\*\*\* Shared Outdoor Unit for different location of a flat (Combination 4) /同一單位不同位置共用一部室外機 (組合 4)
- (5) \*\*\*\*\* Shared Outdoor Unit for different location of a flat (Combination 5) /同一單位不同位置共用一部室外機 (組合 5)
- (6) The Symbol "-" as shown in the above table denotes "Not Provided". 上表符號 "-" 表示不提供。
- (7) The Symbol "/" as shown in the above table denotes "Not Applicable". 上表符號 "/" 表示不適用。
- (8) The Vendor undertakes that if lifts or appliances of the specified brand name or model number are not installed in the Phase, lifts or appliances of comparable quality will be installed.  
賣方承諾如期數中沒有安裝指明的品牌名稱或產品型號的升降機或設備，便會安裝品質相若的升降機或設備。

# FITTINGS, FINISHES AND APPLIANCES

## 裝置、裝修物料及設備

Appliances Schedule - Air Conditioners ( Split Type) - Sun Sky Mansion  
設備說明表-冷氣裝置-分體式冷氣機 - 日鑽匯

Location 位置	Brand Name 品牌	Model Number 型號		6/F-12/F & 15/F-16/F 6 樓至 12 樓及 15 樓至 16 樓	
		Indoor Unit 室內機	Outdoor Unit 室外機	A	B
Living Room / Dining Room 客廳 / 飯廳	TOSHIBA 東芝	RAS-M16GDV-E	RAS-5M34S3AV-E	1 ***	1 *
		RAS-B16N3KV2-E	RAS-5M34S3AV-E	-	1 ****
		RAS-B22N3KV2-E	RAS-5M34S3AV-E	-	2 **
		RAS-M24N3KV2-E	RAS-5M34S3AV-E	1 ***	-
		RAS-M24N3KV2-E	RAS-5M34S3AV-E	1 *****	-
Master Bedroom 主人睡房		RAS-M24N3KV2-E	RAS-5M34S3AV-E	1 **	-
		RAS-B22N3KV2-E	RAS-5M34S3AV-E	1 *	-
		RAS-B10N3KV2-E	RAS-3M26S3AV-E	-	1 ***
		RAS-B16N3KV2-E	RAS-3M26S3AV-E	-	1 ***
Bedroom 1 睡房 1		RAS-B16N3KV2-E	RAS-5M34S3AV-E	1 *	1 ****
Bedroom 2 睡房 2		RAS-B10N3KV2-E	RAS-5M34S3AV-E	1 **	1 ****
Bedroom 3 睡房 3		RAS-B16N3KV2-E	RAS-5M34S3AV-E	1 *****	-
Kitchen 廚房		RAS-B16N3KV2-E	RAS-5M34S3AV-E	-	1 *
		RAS-B16N3KV2-E	RAS-3M26S3AV-E	1 ****	-
Utility 工作間		RAS-B10N3KV2-E	RAS-5M34S3AV-E	-	1 *
		RAS-B10N3KV2-E	RAS-3M26S3AV-E	1 ****	-

- (1) \* Shared Outdoor Unit for different location of a flat (Combination 1) /同一單位不同位置共用一部室外機 (組合 1)
- (2) \*\* Shared Outdoor Unit for different location of a flat (Combination 2) /同一單位不同位置共用一部室外機 (組合 2)
- (3) \*\*\* Shared Outdoor Unit for different location of a flat (Combination 3) /同一單位不同位置共用一部室外機 (組合 3)
- (4) \*\*\*\* Shared Outdoor Unit for different location of a flat (Combination 4) /同一單位不同位置共用一部室外機 (組合 4)
- (5) \*\*\*\*\* Shared Outdoor Unit for different location of a flat (Combination 5) /同一單位不同位置共用一部室外機 (組合 5)
- (6) The Symbol "-" as shown in the above table denotes "Not Provided". 上表符號 "-" 表示不提供。
- (7) The Symbol "/" as shown in the above table denotes "Not Applicable". 上表符號 "/" 表示不適用。
- (8) The Vendor undertakes that if lifts or appliances of the specified brand name or model number are not installed in the Phase, lifts or appliances of comparable quality will be installed.  
賣方承諾如期數中沒有安裝指明的品牌名稱或產品型號的升降機或設備，便會安裝品質相若的升降機或設備。

# FITTINGS, FINISHES AND APPLIANCES

## 裝置、裝修物料及設備

Appliances Schedule - Air Conditioners ( Split Type) - Ocean Sky Mansion  
設備說明表-冷氣裝置-分體式冷氣機 - 海鑽匯

Location 位置	Brand Name 品牌	Model Number 型號		6/F-12/F & 15/F-16/F 6 樓至 12 樓及 15 樓至 16 樓	
		Indoor Unit 室內機	Outdoor Unit 室外機	A	B
Living Room / Dining Room 客廳 / 飯廳	TOSHIBA 東芝	RAS-M16GDV-E	RAS-5M34S3AV-E	1 ***	1 ***
		RAS-B16N3KV2-E	RAS-5M34S3AV-E	1 **	-
		RAS-B22N3KV2-E	RAS-5M34S3AV-E	2 ****	1 ***
		RAS-M24N3KV2-E	RAS-5M34S3AV-E	-	1 **
Master Bedroom 主人睡房		RAS-B10N3KV2-E	RAS-3M26S3AV-E	1 *	-
		RAS-B16N3KV2-E	RAS-3M26S3AV-E	1 *	-
		RAS-M24N3KV2-E	RAS-5M34S3AV-E	-	1 ****
		RAS-B22N3KV2-E	RAS-3M26S3AV-E	-	1 *****
Bedroom 1 睡房 1		RAS-B16N3KV2-E	RAS-5M34S3AV-E	1 **	1 **
Bedroom 2 睡房 2		RAS-B10N3KV2-E	RAS-5M34S3AV-E	1 **	-
		RAS-B16N3KV2-E	RAS-5M34S3AV-E	-	1 ****
Bedroom 3 睡房 3		RAS-B10N3KV2-E	RAS-3M26S3AV-E	/	1 *****
Kitchen 廚房		RAS-B16N3KV2-E	RAS-5M34S3AV-E	1 ***	-
		RAS-B16N3KV2-E	RAS-3M26S3AV-E	-	1 *
Utility 工作間		RAS-B10N3KV2-E	RAS-5M34S3AV-E	1 ***	-
		RAS-B10N3KV2-E	RAS-3M26S3AV-E	-	1 *

- (1) \* Shared Outdoor Unit for different location of a flat (Combination 1) /同一單位不同位置共用一部室外機 (組合 1)
- (2) \*\* Shared Outdoor Unit for different location of a flat (Combination 2) /同一單位不同位置共用一部室外機 (組合 2)
- (3) \*\*\* Shared Outdoor Unit for different location of a flat (Combination 3) /同一單位不同位置共用一部室外機 (組合 3)
- (4) \*\*\*\* Shared Outdoor Unit for different location of a flat (Combination 4) /同一單位不同位置共用一部室外機 (組合 4)
- (5) \*\*\*\*\* Shared Outdoor Unit for different location of a flat (Combination 5) /同一單位不同位置共用一部室外機 (組合 5)
- (6) The Symbol "-" as shown in the above table denotes "Not Provided". 上表符號 "-" 表示不提供。
- (7) The Symbol "/" as shown in the above table denotes "Not Applicable". 上表符號 "/" 表示不適用。
- (8) The Vendor undertakes that if lifts or appliances of the specified brand name or model number are not installed in the Phase, lifts or appliances of comparable quality will be installed.  
賣方承諾如期數中沒有安裝指明的品牌名稱或產品型號的升降機或設備，便會安裝品質相若的升降機或設備。

FITTINGS, FINISHES AND APPLIANCES

裝置、裝修物料及設備



Appliances Schedule - Exhaust Air Fans - Tower 1 (1A & 1B)  
設備說明表-抽氣扇 -第 1 座( 1A 及 1B)

Location 位置	Brand Name 品牌	Model Number 型號	Tower 1 (1A) 第 1 座(1A)			Tower 1 (1B) 第 1 座(1B)							
			6/F-12/F, 15/F-23/F, 25/F-26/F, 28/F-33/F, 35/F-43/F & 45/F-51/F 6 樓至 12 樓、15 樓至 23 樓、25 樓至 26 樓、28 樓至 33 樓、35 樓至 43 樓 及 45 樓至 51 樓										
			A	B	C	A	B	C	D	E	F	G	H
Kitchen 廚房	Panasonic 樂聲	FV-04NU1H	1	-	-	/	/	/	/	/	/	/	/
		FV-07NU1H	-	1	1	/	/	/	/	/	/	/	/
Master Bathroom 主人浴室		FV-04NU1H	2	1	1	1	/	/	/	/	/	/	/
Bathroom 1 浴室 1		FV-04NU1H	1	1	1	1	1	1	1	1	1	1	1
Bathroom 2 浴室 2		FV-04NU1H	1	1	1	/	/	/	/	/	/	/	/
W.C. 洗手間		FV-02NU1H	1	1	1	/	/	/	/	/	/	/	/

- (1) The Symbol "-" as shown in the above table denotes "Not Provided". 上表符號 "-" 表示不提供。
- (2) The Symbol "/" as shown in the above table denotes "Not Applicable". 上表符號 "/" 表示不適用。
- (3) The Vendor undertakes that if lifts or appliances of the specified brand name or model number are not installed in the Phase, lifts or appliances of comparable quality will be installed.  
賣方承諾如期數中沒有安裝指明的品牌名稱或產品型號的升降機或設備，便會安裝品質相若的升降機或設備。



# FITTINGS, FINISHES AND APPLIANCES

## 裝置、裝修物料及設備

Appliances Schedule - Exhaust Air Fans - Tower 2 (2A & 2B)  
設備說明表-抽氣扇-第 2 座( 2A 及 2B)

Location 位置	Brand Name 品牌	Model Number 型號	Tower 2 (2A) 第 2 座(2A)			Tower 2 (2B) 第 2 座(2B)									
			6/F-12/F, 15/F-23/F, 25/F-26/F, 28/F-33/F, 35/F-43/F, 45/F-51/F 6 樓至 12 樓、15 樓至 23 樓、25 樓至 26 樓、28 樓至 33 樓、35 樓至 43 樓 及 45 樓至 51 樓												
			A	B	C	A	B	C	D	E	F	G	H	J	K
Kitchen 廚房	Panasonic 樂聲	FV-05NU1H	1	-	/	/	/	/	/	/	/	/	/	/	/
		FV-07NU1H	-	1	/	/	/	/	/	/	/	/	/	/	/
Master Bathroom 主人浴室		FV-04NU1H	1	1	1	/	1	/	/	/	/	/	/	/	/
Bathroom 1 浴室 1		FV-04NU1H	1	1	1	1	1	1	1	1	1	1	1	1	1
Bathroom 2 浴室 2		FV-04NU1H	1	1	/	/	/	/	/	/	/	/	/	/	/
W.C. 洗手間		FV-02NU1H	1	1	/	/	/	/	/	/	/	/	/	/	/

- (1) The Symbol "-" as shown in the above table denotes "Not Provided". 上表符號 "-" 表示不提供。
- (2) The Symbol "/" as shown in the above table denotes "Not Applicable". 上表符號 "/" 表示不適用。
- (3) The Vendor undertakes that if lifts or appliances of the specified brand name or model number are not installed in the Phase, lifts or appliances of comparable quality will be installed.  
賣方承諾如期數中沒有安裝指明的品牌名稱或產品型號的升降機或設備，便會安裝品質相若的升降機或設備。

FITTINGS, FINISHES AND APPLIANCES

裝置、裝修物料及設備



Appliances Schedule - Exhaust Air Fans (Diamond Sky Mansion, Luna Sky Mansion, Star Sky Mansion, Sun Sky Mansion & Ocean Sky Mansion)

設備說明表-抽氣扇（天鑽匯、月鑽匯、星鑽匯、日鑽匯及海鑽匯）

Location 位置	Brand Name 品牌	Model Number 型號	6/F-12/F & 15/F-16/F 6 樓至 12 樓及 15 樓至 16 樓									
			Diamond Sky Mansion 天鑽匯		Luna Sky Mansion 月鑽匯		Star Sky Mansion 星鑽匯		Sun Sky Mansion 日鑽匯		Ocean Sky Mansion 海鑽匯	
			A	B	A	B	A	B	A	B	A	B
Kitchen 廚房	Panasonic 樂聲	FV-07NU1H	-	1	1	1	1	-	-	1	1	-
		FV-20NS3H	1	-	-	-	-	1	1	-	-	1
Master Bathroom 主人浴室		FV-04NU1H	2	2	2	2	2	2	2	2	2	2
Bathroom 1 浴室 1		FV-04NU1H	1	1	1	1	1	1	1	1	1	1
Bathroom 2 浴室 2		FV-04NU1H	1	1	1	1	1	1	1	1	1	1
W.C. 洗手間		FV-02NU1H	1	1	1	1	1	1	1	1	1	1

- (1) The Symbol "-" as shown in the above table denotes "Not Provided". 上表符號 "-" 表示不提供。
- (2) The Symbol "/" as shown in the above table denotes "Not Applicable". 上表符號 "/" 表示不適用。
- (3) The Vendor undertakes that if lifts or appliances of the specified brand name or model number are not installed in the Phase, lifts or appliances of comparable quality will be installed.  
賣方承諾如期數中沒有安裝指明的品牌名稱或產品型號的升降機或設備，便會安裝品質相若的升降機或設備。

# FITTINGS, FINISHES AND APPLIANCES

## 裝置、裝修物料及設備

Appliances Schedule - Dehumidifiers (Tower 1(1A&1B) and Tower 2(2A&2B))  
設備說明表-抽濕機 (第 1 座(1A 及 1B) 及第 2 座(2A 及 2B))

Tower 1 (1A&1B)  
第 1 座( 1A 及 1B)

Location 位置	Brand Name 品牌	Model Number 型號	Tower 1 (1A) 第 1 座(1A)			Tower 1 (1B) 第 1 座(1B)							
			6/F-12/F, 15/F-23/F, 25/F-26/F, 28/F-33/F, 35/F-43/F & 45/F-51/F 6 樓至 12 樓、15 樓至 23 樓、 25 樓至 26 樓、28 樓至 33 樓、35 樓至 43 樓及 45 樓至 51 樓										
			A	B	C	A	B	C	D	E	F	G	H
Bathroom 1 浴室 1	Cold Magic 高美	CDH-22R2B	1	1	1	1	1	1	1	1	1	1	1

Tower 2 (2A&2B)  
第 2 座 ( 2A 及 2B)

Location 位置	Brand Name 品牌	Model Number 型號	Tower 2 (2A) 第 2 座(2A)			Tower 2 (2B) 第 2 座(2B)									
			6/F-12/F, 15/F-23/F, 25/F-26/F, 28/F-33/F, 35/F-43/F & 45/F-51/F 6 樓至 12 樓、15 樓至 23 樓、 25 樓至 26 樓、28 樓至 33 樓、35 樓至 43 樓及 45 樓至 51 樓												
Bathroom 1 浴室 1	Cold Magic 高美	CDH-22R2B	A	B	C	A	B	C	D	E	F	G	H	J	K
			1	1	1	1	1	1	1	1	1	1	1	1	1

The Vendor undertakes that if lifts or appliances of the specific brand name or model number are not installed in the phase , lifts or appliances of comparable quantity will be installed.  
賣方承諾如期數中沒有安裝指明的品牌名稱或產品型號的升降機或設備，便會安裝品質相若升降機或設備。

# FITTINGS, FINISHES AND APPLIANCES

## 裝置、裝修物料及設備



Appliances Schedule - Dehumidifiers (Diamond Sky Mansion, Luna Sky Mansion, Star Sky Mansion, Sun Sky Mansion & Ocean Sky Mansion)  
設備說明表-抽濕機 (天鑽匯、月鑽匯、星鑽匯、日鑽匯及海鑽匯)

Location 位置	Brand Name 品牌	Model Number 型號	6/F-12/F & 15/F-16/F 6 樓至 12 樓及 15 樓至 16 樓									
			Diamond Sky Mansion 天鑽匯		Luna Sky Mansion 月鑽匯		Star Sky Mansion 星鑽匯		Sun Sky Mansion 日鑽匯		Ocean Sky Mansion 海鑽匯	
			A	B	A	B	A	B	A	B	A	B
Bathroom 1 浴室 1	Cold Magic 高美	CDH-22R2B	1	1	1	1	1	1	1	1	1	1

The Vendor undertakes that if lifts or appliances of the specific brand name or model number are not installed in the phase , lifts or appliances of comparable quantity will be installed.  
賣方承諾如期數中沒有安裝指明的品牌名稱或產品型號的升降機或設備，便會安裝品質相若升降機或設備。

FITTINGS, FINISHES AND APPLIANCES

裝置、裝修物料及設備

Appliances Schedule - Electric Water Heaters - Tower 1 (1A&1B)  
設備說明表-電熱水器-第 1 座(1A 及 1B)

Location 位置	Brand Name 品牌	Model Number 型號	Tower 1 (1A) 第 1 座(1A)			Tower 1 (1B) 第 1 座(1B)							
			6/F-12/F, 15/F-23/F, 25/F-26/F, 28/F-33/F, 35/F-43/F & 45/F-51/F 6 樓至 12 樓、15 樓至 23 樓、25 樓至 26 樓、28 樓至 33 樓、35 樓至 43 樓 及 45 樓至 51 樓										
			A	B	C	A	B	C	D	E	F	G	H
Kitchen 廚房	Stiebel Eltron 斯寶亞創	DHM 6	1	-	-	/	/	/	/	/	/	/	/
		DHB 21 STi	-	1#	1#	/	/	/	/	/	/	/	/
Open Kitchen 開放式廚房		DHM 6	-	/	/	1	1	1	1	1	1	1	1
		DHB 21 STi	1#	/	/	-	-	-	-	-	-	-	-
Master Bathroom 主人浴室		DHB 21 STi	-	-	-	1	/	/	/	/	/	/	/
		DHB 27 STi	1	1	1	-	/	/	/	/	/	/	/
Bathroom 1 浴室 1		DHB 21 STi	1	1	1	1	1	1	1	1	1	1	1
Bathroom 2 浴室 2		DHB 21 STi	1	1	1	/	/	/	/	/	/	/	/
W.C. 洗手間		DHB 21 STi	1#	1#	1#	/	/	/	/	/	/	/	/

1. The symbol "#" as shown in the above table denotes "Shared with Electric Water Heater in W.C.".上表符號"#"表示共用一部安裝於洗手間的電熱水器。
2. The Symbol "-" as shown in the above table denotes "Not Provided". 上表符號"-"表示不提供。
3. The Symbol "/" as shown in the above table denotes "Not Applicable". 上表符號"/" 表示不適用。
4. The Vendor undertakes that if lifts or appliances of the specified brand name or model number are not installed in the Phase, lifts or appliances of comparable quality will be installed.  
賣方承諾如期數中沒有安裝指明的品牌名稱或產品型號的升降機或設備，便會安裝品質相若的升降機或設備。



FITTINGS, FINISHES AND APPLIANCES

裝置、裝修物料及設備



Appliances Schedule - Electric Water Heaters - Tower 2 (2A&2B)  
設備說明表-電熱水器-第 2 座(2A 及 2B)

Location 位置	Brand Name 品牌	Model Number 型號	Tower 2 (2A) 第 2 座(2A)			Tower 2 (2B) 第 2 座(2B)									
			6/F-12/F, 15/F-23/F, 25/F-26/F, 28/F-33/F, 35/F-43/F & 45/F-51/F 6 樓至 12 樓、15 樓至 23 樓、25 樓至 26 樓、28 樓至 33 樓、35 樓至 43 樓 及 45 樓至 51 樓												
			A	B	C	A	B	C	D	E	F	G	H	J	K
Kitchen 廚房	Stiebel Eltron 斯寶亞創	DHM 6	1	-	/	/	/	/	/	/	/	/	/	/	/
		DHB 21 STi	-	1#	/	/	/	/	/	/	/	/	/	/	/
Open Kitchen 開放式廚房		DHM 6	1	/	1	1	1	1	1	1	1	1	1	1	1
Master Bathroom 主人浴室		DHB 21 STi	-	-	1	/	1	/	/	/	/	/	/	/	/
		DHB 27 STi	1	1	-	/	-	/	/	/	/	/	/	/	/
Bathroom 1 浴室 1		DHB 21 STi	1	1	1	1	1	1	1	1	1	1	1	1	1
Bathroom 2 浴室 2		DHB 21 STi	1	1	/	/	/	/	/	/	/	/	/	/	/
W.C. 洗手間		DHB 21 STi	1	1#	/	/	/	/	/	/	/	/	/	/	/

1. The symbol "#" as shown in the above table denotes "Shared with Electric Water Heater in W.C. ".上表符號"#"表示共用一部安裝於洗手間的電熱水器。
2. The Symbol "-" as shown in the above table denotes "Not Provided". 上表符號"-"表示不提供。
3. The Symbol "/" as shown in the above table denotes "Not Applicable". 上表符號"/" 表示不適用。
4. The Vendor undertakes that if lifts or appliances of the specified brand name or model number are not installed in the Phase, lifts or appliances of comparable quality will be installed.  
賣方承諾如期數中沒有安裝指明的品牌名稱或產品型號的升降機或設備，便會安裝品質相若的升降機或設備。

# FITTINGS, FINISHES AND APPLIANCES

## 裝置、裝修物料及設備

Appliances Schedule - Electric Water Heaters (Diamond Sky Mansion, Luna Sky Mansion, Star Sky Mansion, Sun Sky Mansion & Ocean Sky Mansion)  
設備說明表-電熱水器 (天鑽匯、月鑽匯、星鑽匯、日鑽匯及海鑽匯)

Location 位置	Brand Name 品牌	Model Number 型號	6/F-12/F & 15/F-16/F 6 樓至 12 樓及 15 樓至 16 樓									
			Diamond Sky Mansion 天鑽匯		Luna Sky Mansion 月鑽匯		Star Sky Mansion 星鑽匯		Sun Sky Mansion 日鑽匯		Ocean Sky Mansion 海鑽匯	
			A	B	A	B	A	B	A	B	A	B
Kitchen 廚房	Stiebel Eltron 斯寶亞創	DHB 21 STi	1#	1#	1#	1#	1#	1#	1#	1#	1#	1#
Master Bathroom 主人浴室		DHB 27 STi	1	1	1	1	1	1	1	1	1	1
Bathroom 1 浴室 1		DHB 21 STi	1	1	1	1	1	1	1	1	1	1
Bathroom 2 浴室 2		DHB 21 STi	1	1	1	1	1	1	1	1	1	1
W.C. 洗手間		DHB 21 STi	1#	1#	1#	1#	1#	1#	1#	1#	1#	1#

1. The symbol "#" as shown in the above table denotes "Shared with Electric Water Heater in W.C. ".上表符號"#"表示共用一部安裝於洗手間的電熱水器。
2. The Symbol "-" as shown in the above table denotes "Not Provided". 上表符號"-"表示不提供。
3. The Symbol "/" as shown in the above table denotes "Not Applicable." 上表符號"/" 表示不適用。
4. The Vendor undertakes that if lifts or appliances of the specified brand name or model number are not installed in the Phase, lifts or appliances of comparable quality will be installed.  
賣方承諾如期數中沒有安裝指明的品牌名稱或產品型號的升降機或設備，便會安裝品質相若的升降機或設備。

## SERVICE AGREEMENTS

### 服務協議

Potable and flushing water is supplied by Water Supplies Department.

Electricity is supplied by The CLP Power Hong Kong Ltd.

Towngas is supplied by The Hong Kong and China Gas Co., Ltd.

食水及沖廁水由水務署供應。

電力由中華電力有限公司供應。

煤氣由香港中華煤氣有限公司供應。

## GOVERNMENT RENT

### 地稅

The Vendor will pay/has paid (as the case may be) all outstanding Government rent in respect of the residential property up to and including the date of the Assignment of the residential property.

賣方將會繳付/已繳付(視情況而定)有關住宅物業之地稅直至包括住宅物業之買賣成交日期。

## 買方的雜項付款

1. 在向買方交付住宅物業在空置情況下的管有權時，買方須負責向擁有人補還水、電力及氣體的按金。
2. 在交付時，買方無須向擁有人支付清理廢料的費用。

在交付時，買方事實上須向期數的管理人補還水、電力及氣體的按金及支付清理廢料的費用，如擁有人已支付清理廢料的費用，買方須向擁有人補還清理廢料的費用。

## 欠妥之處的保養責任期

按買賣合約規定，住宅物業及其內裝置、裝修物料及設備之欠妥之處的保養責任期為住宅物業之成交日期起計為期六(6)個月內。

# MAINTENANCE OF SLOPES

## 斜坡維修



1. The Land Grant requires the owners of the residential properties in the Phase of the Development to maintain slope at their own cost.
2. The terms of the requirement, as stipulated in Special Condition (56) of the Land Grant, are as follows:-

“(56) (a) Where there is or has been any cutting away, removal or setting back of any land, or any building-up or filling-in or any slope treatment works of any kind whatsoever, whether with or without the prior written consent of the Director, either within the lot or on any Government land, which is or was done for the purpose of or in connection with the foundation, levelling or development of the lot or any part thereof or any other works required to be done by the Grantee under these Conditions, or for any other purpose, the Grantee shall at his own expense carry out and construct such slope treatment works, retaining walls or other support, protection, drainage or ancillary or other works as shall or may then or at any time thereafter be necessary to protect and support such land within the lot and also any adjacent or adjoining Government or leased land and to obviate and prevent any falling away, landslip or subsidence occurring thereafter. The Grantee shall at all times during the term hereby agreed to be granted maintain at his own expense the said land, slope treatment works, retaining walls or other support, protection, drainage or ancillary or other works in good and substantial repair and condition to the satisfaction of the Director.

(b) Nothing in sub-clause (a) of this Special Condition shall prejudice the Government's rights under these Conditions, in particular Special Condition No. (55) hereof.

(c) In the event that as a result of or arising out of any formation, levelling, development or other works done by the Grantee or owing to any other reason, any falling away, landslip or subsidence occurs at any time, whether in or from any land within the lot or from any adjacent or adjoining Government or leased land, the Grantee shall at his own expense reinstate and make good the same to the satisfaction of the Director and shall indemnify the Government, its agents and contractors from and against all costs, charges, damages, demands and claims whatsoever which shall or may be made, suffered or incurred through or by reason of such falling away, landslip or subsidence.

(d) In addition to any other rights or remedies herein provided for breach of any of these Conditions, the Director shall be entitled by notice in writing to call upon the Grantee to carry out, construct and maintain the said land, slope treatment works, retaining walls, or other support, protection, and drainage or ancillary or other works or to reinstate and make good any falling away, landslip or subsidence, and if the Grantee shall neglect or fail to comply with the notice to the satisfaction of the Director within the period specified therein, the Director may forthwith execute and carry out any necessary works and the Grantee shall on demand repay to the Government the cost thereof, together with any administrative and professional fees and charges.”
3. Each of the owners is obliged to contribute towards the costs of the maintenance work.
4. There is a portion of an existing retaining wall with Feature No. 11NW-C/R 143 within the Lot. According to the public records of Slope Information System of Geotechnical Engineering Office, Civil Engineering and Development Department and the public records of Slope Maintenance Responsibility Information System of Lands Department retrieved on the date of printing of the sales brochure, the maintenance responsibility of the said portion of the existing retaining wall falls on Highways Department.
5. Under the deed of mutual covenant, the Manager of the Phase has the owners' authority to carry out the maintenance work.

1. 批地文件規定本發展項目期數中的住宅物業的擁有人須自費維修斜坡。
2. 該規定的條款於批地文件特別條件第(56)條規定如下：

『(56) (a) 如該地段或任何「政府」官地現時或以往曾經配合或因應該地段或其任何部分的平整、水準測量或發展事宜或此等「批地條款」規定「承批人」執行的其他工程或其他目的進行削土、移土或土地後移工程，或任何建造或填土工程或任何類型的斜坡處理工程，不論事前是否獲「署長」書面同意，「承批人」亦須按當時或嗣後任何時間的需要自費進行及建造斜坡處理工程、護土牆或其他支承結構、防護結構、排水或輔助或其他工程，以保護和支撐該地段內的土地及任何毗連或毗鄰「政府」官地或已批租土地，同時避免及防止其後發生滑土、山泥傾瀉或地陷。「承批人」應在本文協定的整個批租年期內任何時候自費維修上述土地、斜坡處理工程、護土牆或其他支承結構、防護結構、排水或附屬或其他工程，以保持其修繕妥當與狀態良好，令「署長」滿意。

(b) 本特別條款(a)款之規定概不妨礙此等「批地條款」賦予「政府」的權利，其中特別以本文特別條款第(55)條所訂權利為要。

(c) 無論何時，如因「承批人」進行平整、水準測量、發展或其他工程或因其他事故導致或引起該地段內的土地或任何毗連或毗鄰「政府」官地或已批租土地發生滑土、山泥傾瀉或地陷，「承批人」須自費還原並修葺該處，以令「署長」滿意，同時就「政府」、其代理及承辦商作出彼等因滑土、山泥傾瀉或地陷所蒙受或招致的所有費用、收費、損害、索求及索償作出賠償，並確保彼等免責。

(d) 除享有本文訂明可就違反此等「批地條款」追討之任何其他權利或補償權外，「署長」另有權向「承批人」發出書面通知，要求「承批人」進行、建造和維修上述的土地、斜坡處理工程、護土牆或其他支承結構、防護結構、排水或輔助或其他工程，又或還原並修葺任何滑土、山泥傾瀉或地陷範圍。如「承批人」疏忽或不執行通知書訂明期限內以「署長」滿意的方式完成通知書的指示，「署長」可即時執行及進行必要的工程。「承批人」必須在接獲通知時向「政府」償還有關的費用，以及任何行政或專業費用與收費。』
3. 每名擁有人均須分擔維修工程的費用。
4. 該地段內有一幅現有擋土牆（登記編號11NW-C/R 143）之部份。根據於售樓說明書印製日期獲取的土木工程拓展署土力工程處的斜坡資訊系統的公眾紀錄及地政總署的斜坡維修責任信息系統的公眾紀錄，該幅現有擋土牆之部份的維修責任屬於路政署。
5. 根據公契，期數的管理人獲擁有人授權進行維修工程。



## MODIFICATION 修訂

No application to the Government for a modification of the Land Grant for the Phase is underway.

期數現時並沒有向政府提出申請修訂批地文件。

## WEBSITE ADDRESS FOR THE PHASE 期數的互聯網網站的網址

The website address designated by the Vendor for the Phase:  
[www.cullinanwest.com.hk](http://www.cullinanwest.com.hk)

賣方就期數指定的互聯網網站的網址：  
[www.cullinanwest.com.hk](http://www.cullinanwest.com.hk)

# INFORMATION IN APPLICATION FOR CONCESSION ON GROSS FLOOR AREA OF BUILDING

## 申請建築物總樓面面積寬免的資料



### Breakdown of GFA Concessions Obtained for All Features

Latest information on breakdown of GFA concessions as shown on the general building plans submitted to and approved by the Building Authority (BA) prior to the printing of the sales brochure is tabulated below. Information marked (#) may be based on information provided by the authorized person if the sales brochure is printed prior to submission of the final amendment plans to the BA. The breakdown of GFA concessions may be subject to further changes until final amendment plans are submitted to and approved by the BA prior to the issuance of the occupation permit for the Phase.

### 獲寬免總樓面面積的設施分項

於印製售樓說明書前呈交予並已獲建築事務監督批准的一般建築圖則上有關總樓面面積寬免的分項最新資料，請見下表。如印製售樓說明書時尚未呈交最終修訂圖則予建築事務監督，則有(#)號的資料可以由認可人士提供的資料作為基礎。直至最終修訂圖則於發出有關期數的佔用許可證前呈交予並獲建築事務監督批准前，以下分項資料仍可能有所修改。

		Area (m²) 面積(平方米)
Disregarded GFA under Building (Planning) Regulations 23(3)(b) 根據《建築物(規劃)條例》第23 (3) (b)條不計算的總樓面面積		
1.	Carpark and loading/unloading area excluding public transport terminus 停車場及上落客貨地方(公共交通總站除外)	29445.083
2.	<b>Plant rooms and similar services</b> <b>機房及相類設施</b>	
2.1(#)	Mandatory feature or essential plant room, area of which is limited by respective Practice Notes for Authorized Persons, Registered Structural Engineers and Registered Geotechnical Engineers (PNAP) or regulation such as lift machine room, telecommunication and broadcasting (TBE) room, refuse storage and material recovery chamber, etc. 所佔面積受相關《認可人士、註冊結構工程師及註冊岩土工程師作業備考》或規例限制的強制性設施或必要機房，例如升降機機房、電訊及廣播設備室、垃圾及物料回收房等	1487.524
2.2(#)	Mandatory feature or essential plant room, area of which is NOT limited by any PNAP or regulation such as room occupied solely by fire services installations (FSI) and equipment, meter room, transformer room, potable and flushing water tank, etc. 所佔面積不受任何《認可人士、註冊結構工程師及註冊岩土工程師作業備考》或規例限制的強制性設施或必要機房，例如僅供消防裝置及設備佔用的房間、電錶房、電力變壓房、食水及鹹水缸等	15667.770
2.3(#)	Non-mandatory or non-essential plant room such as air-conditioning plant room, air handling unit (AHU) room, etc. 非強制性或非必要的機房，例如空調機房、風櫃房等	1562.365
Disregarded GFA under Regulation 23A(3) of the B(P)R 根據《規劃規例》第23A(3)條不計算的總樓面面積		
3.	Area for picking up and setting down persons departing from or arriving at the hotel by vehicle 供人離開或到達旅館時上落汽車的地方	N/A
4.	Supporting facilities for a hotel 旅館的輔助性設施	N/A
Green Features under Joint Practice Notes 1 and 2 根據聯合作業備考第 1 及第 2 號提供的環保設施		
5.	Balcony 露台	1441.170
6.	Wider common corridor and lift lobby 加闊的公用走廊及升降機大堂	490.960
7.	Communal sky garden 公用空中花園	N/A
8.	Communal podium garden for non-residential buildings 非住宅樓宇的公用平台花園	N/A
9.	Acoustic fin 隔聲鰭	32.148
10.	Wing wall, wind catcher and funnel 翼牆、捕風器及風斗	N/A
11.	Non-structural prefabricated external wall 非結構預製外牆	923.003
12.	Utility platform 工作平台	148.500
13.	Noise barrier 隔音屏障	N/A

INFORMATION IN APPLICATION FOR CONCESSION ON GROSS FLOOR AREA OF BUILDING

申請建築物總樓面面積寬免的資料

		Area (m²) 面積(平方米)
Amenity Features 適意設施		
14.	Counter, office, store guard room and lavatory for watchman and management staff, Owners' Corporation Office 供保安人員和管理處員工使用的櫃枱、辦公室、儲物室、警衛室和廁所、業主立案法團辦公室	360.922
15.	Residential Recreational facilities including void, plant room, swimming pool filtration plant room, covered walkway etc. serving solely the recreational facilities 住宅康樂設施，包括僅供康樂設施使用的中空、機房、游泳池的濾水器機房、有蓋人行道等	3167.948
16.	Covered landscaped and play area 有上蓋的園景區及遊樂場	3303.364
17.	Horizontal screens/covered walkways, trellis 橫向屏障/有蓋人行道、花棚	882.949
18.	Larger lift shaft 擴大升降機井道	1693.639
19.	Chimney shaft 煙囪管道	N/A
20.	Other non-mandatory or non-essential plant room, such as boiler room, satellite master antenna television (SMATV) room 其他非強制性或非必要的機房，例如鍋爐房、衛星電視共用天線房	N/A
21(#)	Pipe duct, air duct for mandatory feature or essential plant room 強制性設施或必要機房所需的管槽、氣槽	1599.903
22.	Pipe duct, air duct for non-mandatory feature or essential plant room 非強制性設施或非必要機房所需的管槽、氣槽	116.431
23.	Plant room, pipe duct, air duct for environmentally friendly system and feature 環保系統及設施所需的機房、管槽及氣槽	1122.745
24.	High headroom and void in front of cinema, shopping arcade etc. in non-domestic development 非住用發展項目中電影院、商場等的 較高的淨高及前方中空	624.413
25.	Void over main common entrance (prestige entrance) in non-domestic development 非住用發展項目的公用主要入口（尊 貴入口）上方的中空	N/A
26.	Void in duplex domestic flat and house 複式住宅單位及洋房的中空	N/A
27.	Sunshade and reflector 遮陽篷及反光罩	N/A
28.	Minor projection such as AC box, window sill, projecting window 小型伸出物，例如空調機箱、窗台、 伸出的窗台	1857.659
29.	Projections such as air-conditioning box and platform with a projection of more than 750 mm from the external wall 伸出物，如空調機箱及伸出外牆超過750毫米的平台	N/A
Other Exempted Items 其他項目		
30(#)	Refuge floor including refuge floor cum sky garden 庇護層，包括庇護層兼空中花園	1133.374
31(#)	Covered area under large projecting/overhanging feature 大型伸出／外懸設施下的有蓋面積	437.403
32.	Public transport terminus 公共交通總站	N/A

INFORMATION IN APPLICATION FOR CONCESSION ON GROSS FLOOR AREA OF BUILDING

申請建築物總樓面面積寬免的資料



		Area (m²) 面積(平方米)
33(#)	Party structure and common staircase 共用構築物及樓梯	N/A
34(#)	Horizontal area of staircase, lift shaft and vertical duct solely serving floor accepted as not being accountable for GFA 僅供獲接納不計入總樓面面積的樓層使用的樓梯、升降機槽及垂直管道的水平面積	2853.376
35(#)	Public passage 公眾通道	N/A
36.	Covered set back area 因建築物後移導致的覆蓋面積	N/A
Bonus GFA 額外總樓面面積		
37.	Bonus GFA 額外總樓面面積	N/A

Note:     The above table is based on the requirements as stipulated in the Practice Note for Authorized Persons, Registered Structural Engineers and Registered Geotechnical Engineers ADM-2 issued by the Buildings Department.  
              The Buildings Department may revise such requirements from time to time as appropriate.

註:        上述表格是根據屋宇署所發出的《認可人士、註冊結構工程師及註冊岩土工程師作業備考》ADM-2 規定的要求而制訂的。屋宇署會按實際需要不時更改有關要求。

Environment Assessment of the Building

建築物的環境評估

Green Building Certification

Assessment result under the **BEAM Plus** certification conferred / issued by Hong Kong Green Building Council Limited (HKGBC) for the building prior to the printing of the sales brochures.

Provisional  
GOLD




PROVISIONAL  
GOLD  
NB V1.1 2013  
HKGBC  
BEAM Plus

Application no.: PAG0026/16

綠色建築認證

在印刷此售樓說明書前，本物業根據香港綠色建築議會有限公司頒授 / 發出的綠建環評認證評級。

暫定評級  
金級



暫定  
金級  
NB V1.1 2013  
HKGBC  
綠建環評

申請編號: PAG0026/16

## 申請建築物總樓面面積寬免的資料

期數的公用部分的預計能量表現或消耗

於印製售樓說明書前呈交予建築事務監督期數的公用部份的預計能量表現或消耗的最近期資料:

BG04



# INFORMATION IN APPLICATION FOR CONCESSION ON GROSS FLOOR AREA OF BUILDING

## 申請建築物總樓面面積寬免的資料

Notes:

1. In general, the lower the estimated "Annual Energy Use" of the building, the more efficient of the building in terms of energy use. For example, if the estimated "annual energy use of proposed building" is less than the estimated "annual energy use of baseline building", it means the predicted use of energy is more efficient in the proposed building than in the baseline building. The larger the reduction, the greater the efficiency.  
  
The predicted annual energy use, in terms of electricity consumption (kWh/m<sup>2</sup>/annum) and town gas/LPG consumption (unit/m<sup>2</sup>/annum), of the Phase by the internal floor area served, where:  
(a) "total annual energy use" has the same meaning of "annual energy use" under Section 4 and Appendix 8 of the BEAM Plus for New Buildings (current version); and  
(b) "internal floor area", in relation a building, a space or a unit means the floor area of all enclosed space measured to the internal faces of enclosing external and/or party walls.
2. "Baseline Building" has the same meaning as "Baseline Building Model (zero-credit benchmark)" under Section 4 and Appendix 8 of the BEAM Plus for New Building (current version).
3. "Central Building Services Installation" has the same meaning as that in the Code of Practice for Energy Efficiency of Building Services Installations in Buildings (2012 Rev. 1).

註腳:

1. 一般而言，一棟樓宇的預計"每年能源消耗量"愈低，其節約能源的效益愈高。如一棟樓宇預計的 "每年能源消耗量" 低於該樓宇的 "基線樓宇每年能源消耗量"，則代表預計該樓宇的能源應用較其基線樓宇有效，削減幅度愈大則代表有關樓宇能源節約的效益愈高。

- 預計每年能源消耗量 [ 以耗電量 ( 千瓦小時/平方米/年) 及煤氣/石油氣消耗量 (用量單位/平方米/年) 計算]，指將期數的每年能源消耗總量除以使用有關裝置的內部樓面面積所得出的商，其中:-
- (a) "每年能源消耗量" 與新建樓宇BEAM Plus 標準 (現行版本) 第4節及附錄8中的「年能源消耗」具有相同涵義；及  
(b) 樓宇、空間或單位的 "內部樓面面積"，指外牆及/或共用牆的內壁之內表面起量度出來的樓面面積。
  2. "基準樓宇" 與新建樓宇BEAM Plus 標準 (現行版本) 第4節及附錄8中的 " 基準建築物模式 (零分標準)" 具有相同涵義。
  3. "中央屋宇裝備裝置"與樓宇的屋宇裝備裝置能源效益實務守則(2012年第一次修訂版)中的涵義相同。

# INFORMATION REQUIRED BY THE DIRECTOR OF LANDS TO BE SET OUT IN THE SALES BROCHURE AS A CONDITION FOR GIVING THE PRESALE CONSENT

地政總署署長作為給予預售樓花同意書的條件而規定列於售樓說明書的資料

1. The purchaser is required to agree with the Vendor in the Agreement for Sale and Purchase (the “Agreement”) to the effect that other than entering into a mortgage or charge, the purchaser will not nominate any person to take up the Assignment of the residential unit or the parking space specified in the Agreement, sub-sell that residential unit or parking space or transfer the benefit of the Agreement of that residential unit or parking space in any manner whatsoever or enter into any agreement so to do before completion of the sale and purchase and execution of the Assignment.
2. If the Vendor, at the request of the purchaser under an Agreement, agrees (at its own discretion) to cancel the Agreement or the obligations of the purchaser under the Agreement, the Vendor is entitled to retain the sum of 5% of the total purchase price of the residential unit and the parking space specified in the Agreement and the purchaser will in addition pay or reimburse (as the case may be) to the Vendor all legal costs, charges and disbursements (including any stamp duty) in connection with the cancellation of the Agreement.
3. The Vendor will pay or has paid (as the case may be) all outstanding Government rent in respect of the land on which the Development is in the course of being erected, from the date of the Land Grant up to and including the date of the respective Assignments to the purchasers.
4. The purchaser who has signed an Agreement has the right of access to and will, upon his request, be provided with a hard copy of an updated record of information as to the total construction costs and the total professional fees to complete the Phase as well as the total construction costs and the total professional fees expended and paid as at the end of the month calendar preceding the month at which the request is made subject to payment of a nominal fee of not more than HK\$100 per request.
5. (A) According to Special Condition No. (17)(e) of the Land Grant,
  - (i) the minimum number of residential units in the Development is 3,313; and
  - (ii) out of the total number of residential units provided under Special Condition No.17(e)(i), not less than 2,485 residential units shall be in the size of not exceeding 50 square metres in saleable area each.(B) Clause 7 of the Third Schedule to the draft Principal Deed of Mutual Covenant and Management Agreement for the Development contains the following provisions:
  - “(a) No Owner shall carry out or permit or suffer to be carried out any works in connection with any Residential Unit, including but not limited to demolition or alteration of any partition wall or any floor or roof slab or any partition structure, which will result in such unit being internally linked to and accessible from any adjoining or adjacent Residential Unit, except with the prior written consent of the Director of Lands or any other Government authority in place of him from time to time, which consent may be given or withheld at his absolute discretion and if given, may be subject to such terms and conditions (including payment of fees) as may be imposed by him at his absolute discretion.
  - (b) The Manager shall deposit in the management office the record provided by the Director of Lands or any other Government authority in place of him from time to time of the information relating to the consent given under the provision in this Deed referred to in sub-clause (a) above for inspection by all Owners free of costs and for taking copies at their own expense and on payment of a reasonable charge, all charges to be credited to the Special Fund.”(C) A total number of 3,410 residential units are provided in the Development, amongst which 2,716 residential units are in the size of not exceeding 50 square metres in saleable area each.
6. The “First Public Road Reserved Area” and the “Subway Reserved Area” are referred to in Special Condition Nos.(7)(a)(i) and (7)(a)(ii) of the land grant, which are set out in full under the Information on Public Facilities and Public Open Spaces section of this sales brochure.
7. The “Second Public Road Reserved Area” is referred to in Special Condition No.(8)(a) of the land grant, which is set out in full under the Information on Public Facilities and Public Open Spaces section of this sales brochure.
8. The “Highway Reserved Area” is referred to in Special Condition No.(9)(a) of the land grant, which is set out in full under the Information on Public Facilities and Public Open Spaces section of this sales brochure.
9. The “XRL Reserved Area” is referred to in Special Condition No.(10)(a) of the land grant, which is set out in full under the Information on Public Facilities and Public Open Spaces section of this sales brochure.
10. The “KCR Portion” is referred to in Special Condition No.(25)(a) of the land grant, which is set out in full below:-
  - “(25) (a) The lot having been granted on the special terms and for the special purposes set out in these Conditions, the Grantee hereby acknowledges and agrees that it must be used for those purposes to the satisfaction of the Director and, if, at any time during the term hereby agreed to be granted, the Director is of the opinion that the Nam Cheong Station excluding the MTR Portion (as defined in Special Condition No. (27)(a) hereof) (the Nam Cheong Station excluding the MTR Portion is hereinafter referred to as “the KCR Portion”) or any part of it has ceased to be used for the purposes specified in Special Condition Nos. (24)(a), (24)(b) and (24)(c) hereof (as to which, and without prejudice to the rights of the Director under this Special Condition, the non-user of the KCR Portion or any part of it for those purposes for a total period of six calendar months during the term hereby agreed to be granted shall be conclusive evidence) or that the extent of the user for those purposes has so diminished to the extent that the KCR Portion or any part of it is, in the opinion of the Director, either not being used or adequately used for the purposes for which it is granted, the Grantee will be deemed to be in breach of this Special Condition and it will be lawful for the Government to re-enter upon and take back possession of the KCR Portion or any part of it, or any interest in it and the buildings and structures on it without notice, whether under the Government Rights (Re-entry and Vesting Remedies) Ordinance (Cap. 126), or at common law, or otherwise and upon the exercise of this power, the rights of the Grantee under this Agreement will absolutely cease and determine and no compensation whatsoever will be payable to the Grantee and subject to the provisions of Special Condition No (29)(b) hereof the NCS Undivided Shares (as defined in Special Condition No. (29)(a) hereof) or interest relating to the KCR Portion or any part of it shall vest in The Financial Secretary Incorporated, a corporation sole incorporated under and by virtue of the Financial Secretary Incorporation Ordinance, any regulations made thereunder and any amending legislation (hereinafter referred to as “F.S.I.” which expression shall if the context permits include its successors and assigns). The Grantee hereby acknowledges and agrees that for the purpose of this Special Condition, the opinion of the Director will be unfettered, conclusive and binding on the Grantee.”
11. The “MTR Portion” is referred to in Special Condition No.(27)(a) of the land grant, which is set out in full below:-
  - “(27) (a) The Grantee shall upon execution of this Agreement assign to MTRCL by deed of assignment such number of the NCS Undivided Shares (as defined in Special Condition No. (29)(a) hereof) as the Director shall approve together with the right to the exclusive use, occupation and enjoyment of the portion of the Nam Cheong Station to which the said undivided shares are allocated (which portion of the Nam Cheong Station is hereinafter referred to as “the MTR Portion”) and enter into such arrangements with MTRCL which in the opinion of the Director are necessary for the purpose of effecting the shared use of the Nam Cheong Station by the Grantee and MTRCL.”
12. The “AREA C” is referred to in Special Condition No.(31)(c)(i) of the land grant, which is set out in full under the Summary of Land Grant section of this sales brochure.
13. The “24-hour Walkway” is referred to in Special Condition No.(34)(d) of the land grant, which is set out in full under the Information on Public Facilities and Public Open Spaces section of this sales brochure.
14. The “Footbridge Links” and the “Proposed Footbridges” are referred to in Special Condition No.(35)(a) of the land grant, which is set out in full under the Information on Public Facilities and Public Open Spaces section of this sales brochure.
15. The “Footbridge Connections and Supports” are referred to in Special Condition No.(35)(b) of the land grant, which is set out in full under the Information on Public Facilities and Public Open Spaces section of this sales brochure.
16. The “Covered Footbridge” are referred to in Special Condition No.(36)(a) of the land grant, which is set out in full under the Information on Public Facilities and Public Open Spaces section of this sales brochure.

INFORMATION REQUIRED BY THE DIRECTOR OF LANDS TO BE SET OUT IN THE  
SALES BROCHURE AS A CONDITION FOR GIVING THE PRESALE CONSENT

地政總署署長作為給予預售樓花同意書的條件而規定列於售樓說明書的資料

- 17. The “Private Open Space for Public Use” is referred to in Special Condition No.(42)(a)(iii) of the land grant, which is set out in full under the Information on Public Facilities and Public Open Spaces section of this sales brochure.
- 18. The “Lay-By” and the “Pedestrian Walkway to Lay-By” are referred to in Special Condition No.(49)(a) and (49)(b) of the land grant, which is set out in full under the Information on Public Facilities and Public Open Spaces section of this sales brochure.
- 19. The “Existing PTI” is referred to in Special Condition No.(54) of the land grant, which is set out in full under the Summary of Land Grant section of this sales brochure.
- 20. The “Utility Reserved Area” is referred to in Special Condition No.(63) of the land grant, which is set out in full under the Summary of Land Grant section of this sales brochure.
- 21. The “Waterworks Reserve Areas” is referred to in Special Condition No.(64) of the land grant, which is set out in full under the Summary of Land Grant section of this sales brochure.



# INFORMATION REQUIRED BY THE DIRECTOR OF LANDS TO BE SET OUT IN THE SALES BROCHURE AS A CONDITION FOR GIVING THE PRESALE CONSENT

## 地政總署署長作為給予預售樓花同意書的條件而規定列於售樓說明書的資料

- 買方須於正式買賣合約(「買賣合約」)下與賣方協定，除訂立按揭或押記外，在買賣完成及簽立轉讓契前，買方不得提名任何人士接受買賣合約指明之住宅單位或停車位之轉讓、轉售該住宅單位或停車位或以任何形式轉移該住宅單位或停車位之買賣合約之權益、或訂立任何有關上述提名、轉售或轉移權益之協議。
- 若賣方應買賣合約下之買方的要求同意(同意與否賣方有酌情權決定)取消買賣合約或買賣合約下買方之責任，賣方有權保留等同買賣合約指明之住宅單位及停車位總售價5%之金額，另買方須向賣方額外繳付或補還(視屬何情況而定)所有與取消買賣合約有關之法律費用、收費及開銷(包括任何印花稅)。
- 賣方將會或已經(視屬何情況而定)支付所有關發展項目在其上興建中之土地於批地文件日期起計至相關買家轉讓契日期(包括該兩日)期間之未付地稅。
- 已簽署買賣合約之買方，如已支付不多於港幣\$100之象徵式費用(按每次要求計)，有權獲取(而當其要求時將獲提供)以下資料之最新紀錄影印本：完成期數的總建築費用及總專業費用及截至該要求作出當月前之公曆月份完結時已支出和繳付之總建築費用及總專業費用。
- (A) 根據批地文件特別條款第(17)(c)條，
  - 發展項目住宅單位數目最少為3,313個；
  - 根據特別條款第17(c)(i)條提供的住宅單位總數中，不少於2,485個住宅單位各自的實用面積不可超過50平方米。(B) 期數的公契的第3附表第7條有以下條款：

“(a) 任何業主不得進行或容許或容受進行任何與任何住宅單位有關連而會導致該住宅單位與毗連或鄰近住宅單位內部相通及可從毗連或鄰近住宅單位進出的工程(包括但不限於任何分隔牆，任何地板或天花板或任何間隔構築物的拆除或改動)，除非獲地政總署署長或不時取代地政總署署長之其他政府機關事先書面同意，而地政總署署長或不時取代地政總署署長之其他政府機關可按其絕對酌情權發出或拒絕該同意，且該同意如獲發出可能受限於按其絕對酌情權施加的條款及條件(包括繳付費用)。

(b) 管理人須在管理處備存由地政總署署長或不時取代地政總署署長之其他政府機關提供，關於本公契以上第(a)分條項下發出之同意書的資訊的記錄，供所有業主免費參閱，而所有業主均有權在繳交合理費用以支付複印產生之開支後獲取該記錄之副本，而所收到之費用須撥入資本儲備基金。”

(C) 發展項目共提供3,410 個住宅單位，當中2,716個住宅單位各自的實用面積不超過50平方米。
- 「第一公共道路專用地方」及「隧道專用地方」在批地文件特別條款第(7)(a)(i)及(7)(a)(ii)條提及。該等特別條款在本售樓說明書的「公共設施及公眾休憩用地的資料」中全部列出。
- 「第二公共道路專用地方」在批地文件特別條款第(8)(a) 條提及。該特別條款在本售樓說明書的「公共設施及公眾休憩用地的資料」中全部列出。
- 「公路專用地方」在批地文件特別條款第(9)(a)條提及。該特別條款在本售樓說明書的「公共設施及公眾休憩用地的資料」中全部列出。
- 「高鐵香港段專用地方」在批地文件特別條款第(10)(a)條提及。該特別條款在本售樓說明書的「公共設施及公眾休憩用地的資料」中全部列出。

- 「九鐵部分」在批地文件特別條款第(25)(a)條提及。該特別條款在以下全部列出：

「(25) (a) 該地段是按此等「批地條款」列明的特別條款及特殊用途而獲批出，「承批人」現確認及同意該地段必須用於令「署長」滿意的用途，及如在批地文件協定的整個批租年期內的任何時候，「署長」認為南昌站(不包括「地鐵部分」，釋義以本文特別條款第(27)(a)條所訂為準)(南昌站(不包括「地鐵部分」)在以下簡稱為「九鐵部分」)或其任何部分已不再用於本文特別條款第(24)(a)，(24)(b)及(24)(c)條所指明的用途(而在不損害「署長」根據本特別條款的權利的情況下，「九鐵部分」或其任何部分在批地文件協定的整個批租年期內共有六個公曆月的時間不再用於本文特別條款第(24)(a)，(24)(b)及(24)(c)條所指明的用途應就此被視為不可推翻的證據)，或者用於這些指明用途的程度已減少，該等程度令「署長」認為「九鐵部分」或其任何部分獲批出的用途沒有被使用或充分使用，「承批人」將被視為違反本特別條款，不論是根據《政府土地權(重收及轉歸補救)條例》(第126章)或根據普通法或其他規定，政府可合法重新收回「九鐵部分」或其任何部分及取回其管有權，或其中的任何利益及其上的建築物 and 結構，而無須另行通知，及在行使該權力時，「承批人」根據本協議的權利將完全停止和終止，以及無須向「承批人」支付任何補償，及受限於本文特別條款第(29)(b)條，「南昌站不可分割份數」(釋義以本文特別條款第(29)(a)條所訂為準)或與「九鐵部分」或其任何部分有關的權益須歸屬財政司法團，該法團根據及憑藉《財政司司長法團條例》、其任何附屬規例及相關修訂法例(以下簡稱「財政司司長法團」，如上下文允許，簡稱包括其繼承人及受讓人)成立。「承批人」現確認及同意，就本特別條款而言，「署長」的意見將不受約束，不可推翻，且對「承批人」具有約束力。」
- 「地鐵部分」在批地文件特別條款第(27)(a)條提及。該特別條款在以下全部列出：

「(27) (a) 「承批人」於簽署本協議時應訂立轉讓契約，轉讓予「香港鐵路有限公司」(「南昌站不可分割份數」)(釋義以本文特別條款第(29)(a)條所訂為準)的一定數目(該等數目由「署長」批准)，連同享有專屬使用、佔用及享用獲分配不可分割份數的南昌站的部分的權利(該等南昌站的部分在下文稱為「地鐵部分」)，並與「香港鐵路有限公司」訂立該等安排，而該等安排是「署長」認為讓「承批人」及「香港鐵路有限公司」共同使用南昌站所必需的。」
- 「範圍C」在批地文件特別條款第(31)(c)(i)條提及。該特別條款在本售樓說明書「批地文件摘要」中全部列出。
- 「24小時走道」在批地文件特別條款第(34)(d)條提及。該特別條款在本售樓說明書「公共設施及公眾休憩用地的資料」中全部列出。
- 「行人天橋連接走道」及「擬建行人天橋」在批地文件特別條款第(35)(a)條提及。該特別條款在本售樓說明書「公共設施及公眾休憩用地的資料」中全部列出。
- 「行人天橋連接段及支承件」在批地文件特別條款第(35)(b)條提及。該特別條款在本售樓說明書「公共設施及公眾休憩用地的資料」中全部列出。
- 「有蓋行人天橋」在批地文件特別條款第(36)(a)條提及。該特別條款在本售樓說明書「公共設施及公眾休憩用地的資料」中全部列出。
- 「公眾用途私人休憩用地」在批地文件特別條款第(42)(a)(iii)條提及。該特別條款在本售樓說明書「公共設施及公眾休憩用地的資料」中全部列出。
- 「停車處」及「通往停車處行人走道」在批地文件特別條款第(49)(a)及(49)(b)條提及。該等特別條款在本售樓說明書「公共設施及公眾休憩用地的資料」中全部列出。
- 「現有公共運輸交匯處」在批地文件特別條款第(54)條提及。該特別條款在本售樓說明書「批地文件摘要」中全部列出。
- 「公用服務專用地方」在批地文件特別條款第(63)條提及。該特別條款在本售樓說明書「批地文件摘要」中全部列出。
- 「水務設施專用地方」在批地文件特別條款第(64)條提及。該特別條款在本售樓說明書「批地文件摘要」中全部列出。

## DATE OF PRINTING OF SALES BROCHURE

### 售樓說明書印製日期



Date of printing of Sales Brochure: 3<sup>rd</sup> March 2017

售樓說明書印製日期：2017年3月3日

## CHANGES

### 改變



There may be future changes to the Phase and the surrounding areas.

期數及其周邊地區日後可能出現改變。



EXAMINATION RECORD

檢視記錄

Examination/Revision Date 檢視/修改日期	Revision Made 所作修改	
	Page Number 頁次	Revision Made 所作修改
2 June 2017 2017年6月2日	AH	Location Plan of the Development is updated. 更新發展項目的所在位置圖。
	AL02, AL04, AL06, AL08, AL10, AL14, AL16, AL18, AL20, AL22, AL24, AL26, AL28, AL30, AL32	Floor Plans of Residential Properties in the Phase are updated. 更新期數的住宅物業的樓面平面圖。
1 September 2017 2017年9月1日	AB01 - AB06	Notes to Purchasers of First-hand Residential Properties are updated. 更新一手住宅物業買家須知。
	AH	Location Plan of the Development is updated. 更新發展項目的所在位置圖。
	AI01 - AI02	Aerial Photograph of the Phase are updated. 更新期數的鳥瞰照片。
	AI03 - AI04	Aerial Photograph of the Phase are added. 新增期數的鳥瞰照片。
	AK	Layout Plan of the Development is updated. 發展項目的布局圖已更新。
	AL02, AL04, AL06, AL08, AL10, AL14, AL16, AL18, AL20, AL22, AL24, AL26, AL28, AL30, AL32	Floor Plans of Residential Properties in the Phase are updated. 更新期數的住宅物業的樓面平面圖。
	AN01 - AN04	Floor Plans of Parking Spaces in the Phase are updated. 更新期數中的停車位的樓面平面圖。
	AR29, AR53	Information on Public Facilities and Pubic Open Spaces is updated. 更新公共設施及公眾休憩用地的資料。
	AU01 - AU10	Elevation Plan for the Phase are updated. 更新期數中的立面圖。
	AV	Information on Common Facilities in the Phase is updated. 更新期數中的公用設施的資料。
	AX01, AX13	Fittings, Finishes and Appliances are updated. 更新裝置、裝修物料及設備。
	BG01 - BG05	Information in Application for Concession on Gross Floor Area of Building are updated. 更新申請建築物總樓面面積寬免的資料。
1 November 2017 2017年11月1日	AH	Location Plan of the Development is updated. 更新發展項目的所在位置圖。
	AK	Layout Plan of the Development is updated. 更新發展項目的布局圖。
	AN01 - AN04	Floor Plans of Parking Spaces in the Phase are updated. 更新期數中的停車位的樓面平面圖。
	AX01, AX13, AX21	Fittings, Finishes and Appliances are updated. 更新裝置、裝修物料及設備。



