

THE PAVILIA HILL

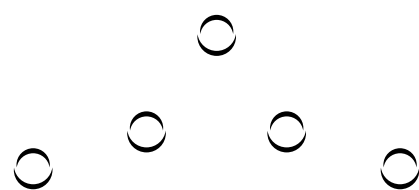
柏傲山

SALES BROCHURE

售樓說明書







THE PAVILIA HILL

柏傲山

# Notes to purchasers of first-hand residential properties

## 一手住宅物業買家須知

You are advised to take the following steps before purchasing first-hand residential properties.

### For all first-hand residential properties

#### 1. Important information

- Make reference to the materials available on the Sales of First-hand Residential Properties Electronic Platform (SRPE) ([www.srpe.gov.hk](http://www.srpe.gov.hk)) on the first-hand residential property market.
- Study the information on the website designated by the vendor for the development, including the sales brochure, price lists, documents containing the sales arrangements, and the register of transactions of a development.
- Sales brochure for a development will be made available to the general public at least 7 days immediately before a date of sale while price list and sales arrangements will be made available at least 3 days immediately before the date of sale.
- Information on transactions can be found on the register of transactions on the website designated by the vendor for the development and the SRPE.

#### 2. Fees, mortgage loan and property price

- Calculate the total expenses of the purchase, such as solicitors' fees, mortgage charges, insurance fees and stamp duties.
- Check with banks to find out if you will be able to obtain the needed mortgage loan, select the appropriate payment method and calculate the amount of the mortgage loan to ensure it is within your repayment ability.
- Check recent transaction prices of comparable properties for comparison.
- Check with the vendor or the estate agent the estimated management fee, the amount of management fee payable in advance (if any), special fund payable (if any), the amount of reimbursement of the deposits for water, electricity and gas (if any), and/or the amount of debris removal fee (if any) you have to pay to the vendor or the manager of the development.

#### 3. Price list, payment terms and other financial incentives

- Vendors may not offer to sell all the residential properties that are covered in a price list. To know which residential properties the vendors may offer to sell, pay attention to the sales arrangements which will be announced by the vendors at least 3 days before the relevant residential properties are offered to be sold.
- Pay attention to the terms of payment as set out in a price list. If there are discounts on the price, gift, or any financial advantage or benefit to be made available in connection with the purchase of the residential properties, such information will also be set out in the price list.
- If you intend to opt for any mortgage loan plans offered by financial institutions specified by the vendor, before entering into a preliminary agreement for sale and purchase (PASP), you must study the details of various mortgage loan plans<sup>1</sup> as set out in the price list concerned. If you have any questions about these mortgage loan plans, you should check with the financial institutions concerned direct before entering into a PASP.

#### 4. Property area and its surroundings

- Pay attention to the area information in the sales brochure and price list, and price per square foot/metre in the price list. According to the Residential Properties (First-hand Sales) Ordinance (Cap. 621) (the Ordinance), vendors can only present the area and price per square foot and per square metre of a residential property using saleable area. Saleable area, in relation to a residential property, means the floor area of the residential property, and includes the floor area of every one of the following to the extent that it forms part of the residential property - (i) a balcony; (ii) a utility platform; and (iii) a verandah. The saleable area excludes the area of the following which forms part of the residential property - air-conditioning plant room; bay window; cockloft; flat roof; garden; parking space; roof; stairhood; terrace and yard.

- Floor plans of all residential properties in the development have to be shown in the sales brochure. In a sales brochure, floor plans of residential properties in the development must state the external and internal dimensions of each residential property<sup>2</sup>. The external and internal dimensions of residential properties as provided in the sales brochure exclude plaster and finishes. You are advised to note this if you want to buy furniture before handing over of the residential property.
- Visit the development site and get to know the surroundings of the property (including transportation and community facilities). Check town planning proposals and decisions which may affect the property. Take a look at the location plan, aerial photograph, outline zoning plan and cross-section plan that are provided in the sales brochure.

#### 5. Sales brochure

- Ensure that the sales brochure you have obtained is the latest version. According to the Ordinance, the sales brochure made available to the public should be printed or examined, or examined and revised within the previous 3 months.
- Read through the sales brochure and in particular, check the following information in the sales brochure -
  - whether there is a section on “relevant information” in the sales brochure, under which information on any matter that is known to the vendor but is not known to the general public, and is likely to materially affect the enjoyment of a residential property will be set out. Please note that information contained in a document that has been registered with the Land Registry will not be regarded as “relevant information”;
  - the cross-section plan showing a cross-section of the building in relation to every street adjacent to the building, and the level of every such street in relation to a known datum and to the level of the lowest residential floor of the building. This will help you visualize the difference in height between the lowest residential floor of a building and the street level, regardless of how that lowest residential floor is named;
  - interior and exterior fittings and finishes and appliances;
  - the basis on which management fees are shared;
  - whether individual owners have obligations or need to share the expenses for managing, operating and maintaining the public open space or public facilities inside or outside the development, and the location of the public open space or public facilities; and
  - whether individual owners have responsibility to maintain slopes.

#### 6. Government land grant and deed of mutual covenant (DMC)

- Read the Government land grant and the DMC (or the draft DMC). Information such as ownership of the rooftop and external walls can be found in the DMC. The vendor will provide copies of the Government land grant and the DMC (or the draft DMC) at the place where the sale is to take place for free inspection by prospective purchasers.
- Check the Government land grant on whether individual owners are liable to pay Government rent.
- Check the DMC on whether animals can be kept in the residential property.

<sup>1</sup> The details of various mortgage loan plans include the requirements for mortgagors on minimum income level, the loan limit under the first mortgage and second mortgage, the maximum loan repayment period, the change of mortgage interest rate throughout the entire repayment period, and the payment of administrative fees.

<sup>2</sup> According to section 10(2)(d) in Part 1 of Schedule 1 to the Ordinance, each of the floor plans of the residential properties in the development in the sales brochure must state the following—  
(i) the external dimensions of each residential property;  
(ii) the internal dimensions of each residential property;  
(iii) the thickness of the internal partitions of each residential property;  
(iv) the external dimensions of individual compartments in each residential property.  
According to section 10(3) in Part 1 of Schedule 1 to the Ordinance, if any information required by section 10(2)(d) in Part 1 of Schedule 1 to the Ordinance is provided in the approved building plans for the development, a floor plan must state the information as so provided.



# Notes to purchasers of first-hand residential properties

## 一手住宅物業買家須知

### 7. Information on Availability of Residential Properties for Selection at Sales Office

- Check with the vendor which residential properties are available for selection. If a “consumption table” is displayed by the vendor at the sales office, you may check from the table information on the progress of sale on a date of sale, including which residential properties are offered for sale at the beginning of that date of sale and which of them have been selected and sold during that date of sale.
- Do not believe in rumours about the sales condition of the development and enter into a PASP rashly.

### 8. Register of Transactions

- Pay attention to the register of transactions for a development. A vendor must, within 24 hours after entering into a PASP with a purchaser, enter transaction information of the PASP in the register of transactions. The vendor must, within 1 working day after entering into an agreement for sale and purchase (ASP), enter transaction information of the ASP in the register of transactions. Check the register of transactions for the concerned development to learn more about the sales condition of the development.
- Never take the number of registrations of intent or cashier orders a vendor has received for the purpose of registration as an indicator of the sales volume of a development. The register of transactions for a development is the most reliable source of information from which members of the public can grasp the daily sales condition of the development.

### 9. Agreement for sale and purchase

- Ensure that the PASP and ASP include the mandatory provisions as required by the Ordinance.
- Pay attention that fittings, finishes and appliances to be included in the sale and purchase of the property are inserted in the PASP and ASP.
- Pay attention to the area plan annexed to the ASP which shows the total area which the vendor is selling to you. The total area which the vendor is selling to you is normally greater than the saleable area of the property.
- A preliminary deposit of **5%** of the purchase price is payable by you to the owner (i.e. the seller) on entering into a PASP.
- If you do not execute the ASP within **5 working days** (working day means a day that is not a general holiday or a Saturday or a black rainstorm warning day or gale warning day) after entering into the PASP, the PASP is terminated, the preliminary deposit (i.e. 5% of the purchase price) is forfeited, and the owner (i.e. the seller) does not have any further claim against you for not executing the ASP.
- If you execute the ASP within 5 working days after the signing of the PASP, the owner (i.e. the seller) must execute the ASP within 8 working days after entering into the PASP.
- The deposit should be made payable to the solicitors’ firm responsible for stakeholding purchasers’ payments for the property.

### 10. Expression of intent of purchasing a residential property

- Note that vendors (including their authorized representative(s)) should not seek or accept any specific or general expression of intent of purchasing any residential property before the relevant price lists for such properties are made available to the public. You therefore should not make such an offer to the vendors or their authorized representative(s).
- Note that vendors (including their authorized representative(s)) should not seek or accept any specific expression of intent of purchasing a particular residential property before the sale of the property has commenced. You therefore should not make such an offer to the vendors or their authorized representative(s).

### 11. Appointment of estate agent

- Note that if the vendor has appointed one or more than one estate agents to act in the sale of any specified residential property in the development, the price list for the development must set out the name of all the estate agents so appointed as at the date of printing of the price list.

- You may appoint any estate agent (not necessarily from those estate agency companies appointed by the vendor) to act in the purchase of any specified residential property in the development, and may also not appoint any estate agent to act on your behalf.
- Before you appoint an estate agent to look for a property, you should -
  - find out whether the agent will act on your behalf only. If the agent also acts for the vendor, he/she may not be able to protect your best interests in the event of a conflict of interest;
  - find out whether any commission is payable by you to the estate agent and, if so, its amount and the time of payment; and
  - note that only licensed estate agents or salespersons may accept your appointment. If in doubt, you should request the estate agent or salesperson to produce his/her Estate Agent Card, or check the Licence List on the Estate Agents Authority website: [www.eaa.org.hk](http://www.eaa.org.hk).

### 12. Appointment of solicitor

- Consider appointing your own solicitor to protect your interests. If the solicitor also acts for the vendor, he/she may not be able to protect your best interests in the event of a conflict of interest.
- Compare the charges of different solicitors.

### For first-hand uncompleted residential properties

#### 13. Pre-sale Consent

- For uncompleted residential property under the Lands Department Consent Scheme, seek confirmation from the vendor whether the “Pre-sale Consent” has been issued by the Lands Department for the development.

#### 14. Show flats

- While the vendor is not required to make any show flat available for viewing by prospective purchasers or the general public, if the vendor wishes to make available show flats of a specified residential property, the vendor must first of all make available an unmodified show flat of that residential property and that, having made available such unmodified show flat, the vendor may then make available a modified show flat of that residential property. In this connection, the vendor is allowed to make available more than one modified show flat of that residential property.
- If you visit the show flats, you should always look at the unmodified show flats for comparison with the modified show flats. That said, the Ordinance does not restrict the discretion of the vendor in arranging the sequence of the viewing of unmodified and modified show flats.
- Sales brochure of the development should have been made available to the public when the show flat is made available for viewing. You are advised to get a copy of the sales brochure and make reference to it when viewing the show flats.
- You may take measurements in modified and unmodified show flats, and take photographs or make video recordings of unmodified show flats, subject to reasonable restriction(s) which may be set by the vendor for ensuring safety of the persons viewing the show flat.

# Notes to purchasers of first-hand residential properties

## 一手住宅物業買家須知

### For first-hand uncompleted residential properties and completed residential properties pending compliance

#### 15. Estimated material date and handing over date

- Check the estimated material date<sup>3</sup> for the development in the sales brochure.
  - The estimated material date for a development in the sales brochure is not the same as the date on which a residential property is handed over to purchaser. The latter is inevitably later than the former.
- Handing over date
  - The mandatory provisions to be incorporated in an ASP as required by the Ordinance include a provision requiring the vendor to apply in writing for an Occupation Document/a Certificate of Compliance or the Director of Lands' Consent to Assign (as the case may be) in respect of the development within 14 days after the estimated material date as stipulated in the ASP.
    - For development subject to the Lands Department Consent Scheme, the vendor is required to notify the purchaser in writing that the vendor is in a position validly to assign the property within one month after the issue of the Certificate of Compliance or the Consent to Assign, whichever first happens; or
    - For development not subject to the Lands Department Consent Scheme, the vendor is required to notify the purchaser in writing that the vendor is in a position validly to assign the property within 6 months after the issue of the Occupation Document including Occupation Permit.
  - The mandatory provisions to be incorporated in an ASP as required by the Ordinance include a provision requiring completion of the sale and purchase within 14 days after the date of the notification aforesaid. Upon completion, the vendor shall arrange handover of the property to the purchaser.
- Authorized Person (AP) may grant extension(s) of time for completion of the development beyond the estimated material date.
  - The mandatory provisions to be incorporated in an ASP as required by the Ordinance include a provision that the AP of a development may grant an extension of time for completion of the development beyond the estimated material date having regard to delays caused exclusively by any one or more of the following reasons:
    - strike or lock-out of workmen;
    - riots or civil commotion;
    - force majeure or Act of God;
    - fire or other accident beyond the vendor's control;
    - war; or
    - inclement weather.
  - The AP may grant more than once such an extension of time depending on the circumstances. That means handover of the property may be delayed.
  - The mandatory provisions to be incorporated in an ASP as required by the Ordinance also include a provision requiring the vendor to, within 14 days after the issue of an extension of time granted by the AP, furnish the purchaser with a copy of the relevant certificate of extension.
- Ask the vendor if there are any questions on handing over date.

### For first-hand completed residential properties

#### 16. Vendor's information form

- Ensure that you obtain the "vendor's information form(s)" printed within the previous 3 months in relation to the residential property/properties you intend to purchase.

#### 17. Viewing of property

- Ensure that, before you purchase a residential property, you are arranged to view the residential property that you would like to purchase or, if it is not reasonably practicable to view the property in question, a comparable property in the development, unless you agree in writing that the vendor is not required to arrange such a comparable property for viewing for you. You are advised to think carefully before signing any waiver.
- You may take measurements, take photographs or make video recordings of the property, unless the property is held under a tenancy or reasonable restriction(s) is/are needed to ensure safety of the persons viewing the property.

For complaints and enquiries relating to the sales of first-hand residential properties by the vendors which the Ordinance applies, please contact the Sales of First-hand Residential Properties Authority -

Website	: www.srpa.gov.hk
Telephone	: 2817 3313
Email	: enquiry_srpa@hd.gov.hk
Fax	: 2219 2220

#### Other useful contacts:

<b>Consumer Council</b>	
Website	: www.consumer.org.hk
Telephone	: 2929 2222
Email	: cc@consumer.org.hk
Fax	: 2856 3611

<b>Estate Agents Authority</b>	
Website	: www.eaa.org.hk
Telephone	: 2111 2777
Email	: enquiry@eaa.org.hk
Fax	: 2598 9596

<b>Real Estate Developers Association of Hong Kong</b>	
Telephone	: 2826 0111
Fax	: 2845 2521

Sales of First-hand Residential Properties Authority  
Transport and Housing Bureau  
August 2017

<sup>3</sup> Generally speaking, "material date" means the date on which the conditions of the land grant are complied with in respect of the development, or the date on which the development is completed in all respects in compliance with the approved building plans or the conditions subject to which the certificate of exemption is issued. For details, please refer to section 2 of the Ordinance.

# Notes to purchasers of first-hand residential properties

## 一手住宅物業買家須知

您在購置一手住宅物業之前，應留意下列事項：

### 適用於所有一手住宅物業

#### 1. 重要資訊

- 瀏覽一手住宅物業銷售資訊網(下稱「銷售資訊網」)(網址：[www.srpe.gov.hk](http://www.srpe.gov.hk))，參考「銷售資訊網」內有關一手住宅物業的市場資料。
- 閱覽賣方就該發展項目所指定的互聯網網站內的有關資訊，包括售樓說明書、價單、載有銷售安排的文件，及成交紀錄冊。
- 發展項目的售樓說明書，會在該項目的出售日期前最少七日向公眾發布，而有關價單和銷售安排，亦會在該項目的出售日期前最少三日公布。
- 在賣方就有關發展項目所指定的互聯網網站，以及「銷售資訊網」內，均載有有關物業成交資料的成交紀錄冊，以供查閱。

#### 2. 費用、按揭貸款和樓價

- 計算置業總開支，包括律師費、按揭費用、保險費，以及印花稅。
- 向銀行查詢可否取得所需的按揭貸款，然後選擇合適的還款方式，並小心計算按揭貸款金額，以確保貸款額沒有超出本身的負擔能力。
- 查閱同類物業最近的成交價格，以作比較。
- 向賣方或地產代理瞭解，您須付予賣方或該發展項目的管理人的預計的管理費、管理費上期金額(如有)、特別基金金額(如有)、補還的水、電力及氣體按金(如有)、以及/或清理廢料的費用(如有)。

#### 3. 價單、支付條款，以及其他財務優惠

- 賣方未必會把價單所涵蓋的住宅物業悉數推售，因此應留意有關的銷售安排，以了解賣方會推售的住宅物業為何。賣方會在有關住宅物業推售日期前最少三日公布銷售安排。
- 留意價單所載列的支付條款。倘買家可就購置有關住宅物業而連帶獲得價格折扣、贈品，或任何財務優惠或利益，上述資訊亦會在價單內列明。
- 如您擬選用由賣方指定的財務機構提供的各類按揭貸款計劃，在簽訂臨時買賣合約前，應先細閱有關價單內列出的按揭貸款計劃資料<sup>1</sup>。如就該些按揭貸款計劃的詳情有任何疑問，應在簽訂臨時買賣合約前，直接向有關財務機構查詢。

#### 4. 物業的面積及四周環境

- 留意載於售樓說明書和價單內的物業面積資料，以及載於價單內的每平方呎/每平方米售價。根據《一手住宅物業銷售條例》(第621章)(下稱「條例」)，賣方只可以實用面積表達住宅物業的面積和每平方呎及平方米的售價。就住宅物業而言，實用面積指該住宅物業的樓面面積，包括在構成該物業的一部分的範圍內的以下每一項目的樓面面積：(i)露台；(ii)工作平台；以及(iii)陽台。實用面積並不包括空調機房、窗台、閣樓、平台、花園、停車位、天台、梯屋、前庭或庭院的每一項目的面積，即使該些項目構成該物業的一部分的範圍。
- 售樓說明書必須顯示發展項目中所有住宅物業的樓面平面圖。在售樓說明書所載有關發展項目中住宅物業的每一份樓面平面圖，均須述明每個住宅物業的外部 and 內部尺寸<sup>2</sup>。售樓說明書所提供有關住宅物業外部和內部的尺寸，不會把批盪和裝飾物料包括在內。買家收樓前如欲購置家具，應留意這點。

- 親臨發展項目的所在地實地視察，以了解有關物業的四周環境(包括交通和社區設施)；亦應查詢有否任何城市規劃方案和議決，會對有關的物業造成影響；參閱載於售樓說明書內的位置圖、鳥瞰照片、分區計劃大綱圖，以及橫截面圖。

#### 5. 售樓說明書

- 確保所取得的售樓說明書屬最新版本。根據條例，提供予公眾的售樓說明書必須是在之前的三個月之內印製或檢視、或檢視及修改。
- 閱覽售樓說明書，並須特別留意以下資訊：
  - 售樓說明書內有否關於「有關資料」的部分，列出賣方知悉但並非為一般公眾人士所知悉，關於相當可能對享有有關住宅物業造成重大影響的事宜的資料。請注意，已在土地註冊處註冊的文件，其內容不會被視為「有關資料」；
  - 橫截面圖會顯示有關建築物相對毗連該建築物的每條街道的橫截面，以及每條上述街道與已知基準面和該建築物最低的一層住宅樓層的水平相對的水平。橫截面圖能以圖解形式，顯示出建築物最低一層住宅樓層和街道水平的高低差距，不論該最低住宅樓層以何種方式命名；
  - 室內和外部的裝置、裝修物料和設備；
  - 管理費按甚麼基準分擔；
  - 小業主有否責任或需要分擔管理、營運或維持有關發展項目以內或以外的公眾休憩用地或公共設施的開支，以及有關公眾休憩用地或公共設施的位置；以及
  - 小業主是否須要負責維修斜坡。

#### 6. 政府批地文件和公契

- 閱覽政府批地文件和公契(或公契擬稿)。公契內載有天台和外牆業權等相關資料。賣方會在售樓處提供政府批地文件和公契(或公契擬稿)的複本，供準買家免費閱覽。
- 留意政府批地文件內所訂明小業主是否須要負責支付地稅。
- 留意公契內訂明有關物業內可否飼養動物。

#### 7. 售樓處內有關可供揀選住宅物業的資料

- 向賣方查詢清楚有哪些一手住宅物業可供揀選。若賣方在售樓處內展示「消耗表」，您可從該「消耗表」得悉在每個銷售日的銷售進度資料，包括在該個銷售日開始時有哪些住宅物業可供出售，以及在該個銷售日內有哪些住宅物業已獲揀選及售出。
- 切勿隨便相信有關發展項目銷情的傳言，倉卒簽立臨時買賣合約。

<sup>1</sup> 按揭貸款計劃的資料包括有關按揭貸款計劃對借款人的最低收入的要求、就第一按揭連同第二按揭可獲得的按揭貸款金額上限、最長還款年期、整個還款期內的按揭利率變化，以及申請人須繳付的手續費。

<sup>2</sup> 根據條例附表1第1部第10(2)(d)條述明，售樓說明書內顯示的發展項目中的住宅物業的每一份樓面平面圖須述明以下各項—  
(i) 每個住宅物業的外部尺寸；  
(ii) 每個住宅物業的內部尺寸；  
(iii) 每個住宅物業的內部間隔的厚度；  
(iv) 每個住宅物業內個別分隔室的外部尺寸。  
根據條例附表1第1部第10(3)條，如有關發展項目的經批准的建築圖則，提供條例附表1第1部第10(2)(d)條所規定的資料，樓面平面圖須述明如此規定的該資料。



## 一手住宅物業買家須知

### 8. 成交紀錄冊

- 留意發展項目的成交紀錄冊。賣方須於臨時買賣合約訂立後的24小時內，於紀錄冊披露該臨時買賣合約的資料，以及於買賣合約訂立後一個工作天內，披露該買賣合約的資料。您可透過成交紀錄冊得悉發展項目的銷售情況。
- 切勿將賣方接獲用作登記的購樓意向書或本票的數目視為銷情指標。發展項目的成交紀錄冊才是讓公眾掌握發展項目每日銷售情況的最可靠資料來源。

### 9. 買賣合約

- 確保臨時買賣合約和買賣合約包含條例所規定的強制性條文。
- 留意有關物業買賣交易所包括的裝置、裝修物料和設備，須在臨時買賣合約和買賣合約上列明。
- 留意夾附於買賣合約的圖則。該圖則會顯示所有賣方售予您的物業面積，而該面積通常較該物業的實用面積為大。
- 訂立臨時買賣合約時，您須向擁有人(即賣方)支付樓價**5%**的臨時訂金。
- 如您在訂立臨時買賣合約後**五個工作日**(工作日指並非公眾假日、星期六、黑色暴雨警告日或烈風警告日的日子)之內，沒有簽立買賣合約，該臨時買賣合約即告終止，有關臨時訂金(即樓價的5%)會被沒收，而擁有人(即賣方)不得因您沒有簽立買賣合約而對您提出進一步申索。
- 在訂立臨時買賣合約後的五個工作日之內，倘您簽立買賣合約，則擁有人(即賣方)必須在訂立該臨時買賣合約後的八個工作日之內簽立買賣合約。
- 有關的訂金，應付予負責為所涉物業擔任保證金保存人的律師事務所。

### 10. 表達購樓意向

- 留意在賣方(包括其獲授權代表)就有關住宅物業向公眾提供價單前，賣方不得尋求或接納任何對有關住宅物業的購樓意向(不論是否屬明確選擇購樓意向)。因此您不應向賣方或其授權代表提出有關意向。
- 留意在有關住宅物業的銷售開始前，賣方(包括其獲授權代表)不得尋求或接納任何對該物業的有明確選擇購樓意向。因此您不應向賣方或其授權代表提出有關意向。

### 11. 委託地產代理

- 留意倘賣方委任一個或多於一個地產代理，以協助銷售其發展項目內任何指明住宅物業，該發展項目的價單必須列明在價單印刷日期當日所有獲委任為地產代理的姓名/名稱。
- 您可委託任何地產代理(不一定是賣方所指定的地產代理)，以協助您購置發展項目內任何指明住宅物業；您亦可不委託任何地產代理。
- 委託地產代理以物色物業前，您應該 —
  - 了解該地產代理是否只代表您行事。該地產代理若同時代表賣方行事，倘發生利益衝突，未必能夠保障您的最大利益；
  - 了解您須否支付佣金予該地產代理。若須支付，有關的佣金金額和支付日期為何；以及
  - 留意只有持牌地產代理或營業員才可以接受您的委託。如有疑問，應要求該地產代理或營業員出示其「地產代理證」，或瀏覽地產代理監管局的網頁(網址：[www.eaa.org.hk](http://www.eaa.org.hk))，查閱牌照目錄。

### 12. 委聘律師

- 考慮自行委聘律師，以保障您的利益。該律師若同時代表賣方行事，倘發生利益衝突，未必能夠保障您的最大利益。
- 比較不同律師的收費。

### 適用於一手未落成住宅物業

#### 13. 預售樓花同意書

- 洽購地政總署「預售樓花同意方案」下的未落成住宅物業時，應向賣方確認地政總署是否已就該發展項目批出「預售樓花同意書」。

#### 14. 示範單位

- 賣方不一定須設置示範單位供準買家或公眾參觀，但賣方如為某指明住宅物業設置示範單位，必須首先設置該住宅物業的無改動示範單位，才可設置該住宅物業的經改動示範單位，並可以就該住宅物業設置多於一個經改動示範單位。
- 參觀示範單位時，務必視察無改動示範單位，以便與經改動示範單位作出比較。然而，條例並沒有限制賣方安排參觀無改動示範單位及經改動示範單位的先後次序。
- 賣方設置示範單位供公眾參觀時，應已提供有關發展項目的售樓說明書。因此，緊記先行索取售樓說明書，以便在參觀示範單位時參閱相關資料。
- 您可以在無改動示範單位及經改動示範單位中進行量度，並在無改動示範單位內拍照或拍攝影片，惟在確保示範單位參觀者人身安全的前提下，賣方可能會設定合理的限制。

### 適用於一手未落成住宅物業及尚待符合條件的已落成住宅物業

#### 15. 預計關鍵日期及收樓日期

- 查閱售樓說明書中有關發展項目的預計關鍵日期<sup>3</sup>。
  - 售樓說明書中有關發展項目的預計關鍵日期並不同買家的「收樓日期」。買家的「收樓日期」必定較發展項目的預計關鍵日期遲。
- 收樓日期
  - 條例規定買賣合約須載有強制性條文，列明賣方須於買賣合約內列出的預計關鍵日期後的14日內，以書面為發展項目申請佔用文件、合格證明書，或地政總署署長的轉讓同意(視屬何種情況而定)。
    - 如發展項目屬地政總署預售樓花同意方案所規管，賣方須在合格證明書或地政總署署長的轉讓同意發出後的一個月內(以較早者為準)，就賣方有能力有效地轉讓有關物業一事，以書面通知買家；或
    - 如發展項目並非屬地政總署預售樓花同意方案所規管，賣方須在佔用文件(包括佔用許可證)發出後的六個月內，就賣方有能力有效地轉讓有關物業一事，以書面通知買家。
  - 條例規定買賣合約須載有強制性條文，列明有關物業的買賣須於賣方發出上述通知的日期的14日內完成。有關物業的買賣完成後，賣方將安排買家收樓事宜。

<sup>3</sup> 一般而言，「關鍵日期」指該項目符合批地文件的條件的日期，或該項目在遵照經批准的建築圖則的情況下或按照豁免證明書的發出的條件在各方面均屬完成的日期。有關詳情請參閱條例第2條。

一手住宅物業買家須知

- 認可人士可批予在預計關鍵日期之後完成發展項目
  - 條例規定買賣合約須載有強制性條文，列明發展項目的認可人士可以在顧及純粹由以下一個或多於一個原因所導致的延遲後，批予在預計關鍵日期之後，完成發展項目：
    - 工人罷工或封閉工地；
    - 暴動或內亂；
    - 不可抗力或天災；
    - 火警或其他賣方所不能控制的意外；
    - 戰爭；或
    - 惡劣天氣。
  - 發展項目的認可人士可以按情況，多於一次批予延後預計關鍵日期以完成發展項目，即收樓日期可能延遲。
  - 條例規定買賣合約須載有強制性條文，列明賣方須於認可人士批予延期後的14日內，向買家提供有關延期證明書的文本。
- 如對收樓日期有任何疑問，可向賣方查詢。

適用於一手已落成住宅物業

16. 賣方資料表格

- 確保取得最近三個月內印製有關您擬購買的一手已落成住宅物業的「賣方資料表格」。

17. 參觀物業

- 購置住宅物業前，確保已獲安排參觀您打算購置的住宅物業。倘參觀有關物業並非合理地切實可行，則應參觀與有關物業相若的物業，除非您以書面同意賣方無須開放與有關物業相若的物業供您參觀。您應仔細考慮，然後才決定是否簽署豁免上述規定的書面同意。
- 除非有關物業根據租約持有，或為確保物業參觀者的人身安全而須設定合理限制，您可以對該物業進行量度、拍照或拍攝影片。

任何與賣方銷售受條例所規管的一手住宅物業有關的投訴和查詢，請與一手住宅物業銷售監管局聯絡。

網址	: www.srpa.gov.hk
電話	: 2817 3313
電郵	: enquiry_srpa@hd.gov.hk
傳真	: 2219 2220

其他相關聯絡資料：

消費者委員會	
網址	: www.consumer.org.hk
電話	: 2929 2222
電郵	: cc@consumer.org.hk
傳真	: 2856 3611
地產代理監管局	
網址	: www.eaa.org.hk
電話	: 2111 2777
電郵	: enquiry@eaa.org.hk
傳真	: 2598 9596
香港地產建設商會	
電話	: 2826 0111
傳真	: 2845 2521

運輸及房屋局  
一手住宅物業銷售監管局  
2017年8月

# Information on the development

## 發展項目的資料

Name of the Development

THE PAVILIA HILL

發展項目名稱

柏傲山

Name of the street and the street number

18A Tin Hau Temple Road

街道名稱及門牌號數

天后廟道18A號

### Multi-unit buildings - towers

#### Total number of storeys

There are 5 Towers in total, Tower 1 to Tower 6 (Tower 4 is omitted)

Tower 1 : 31 storeys (including lower ground floor and ground floor but excluding roof)

Tower 2 : 31 storeys (including ground floor and mezzanine floor but excluding roof)

Tower 3 : 32 storeys (including ground floor and mezzanine floor but excluding roof)

Tower 5 : 32 storeys (including ground floor and mezzanine floor but excluding roof)

Tower 6 : 31 storeys (including ground floor and mezzanine floor but excluding roof)

### 多單位建築物 -大廈

#### 樓層總數

大廈共5座，第1座至第6座 (不設第4座)

第1座：31層 (包括地下低層及地下，但不包括天台)

第2座：31層 (包括地下及閣樓，但不包括天台)

第3座：32層 (包括地下及閣樓，但不包括天台)

第5座：32層 (包括地下及閣樓，但不包括天台)

第6座：31層 (包括地下及閣樓，但不包括天台)

#### Floor numbering

Tower 1 : LG/F, G/F, 1/F to 3/F, 5/F to 12/F, 15/F to 23/F and 25/F to 33/F

Tower 2 : G/F, M/F, 1/F to 3/F, 5/F to 12/F, 15/F to 23/F and 25/F to 33/F

Tower 3 : G/F, M/F, 1/F to 3/F, 5/F to 12/F, 15/F to 23/F, 25/F to 33/F and 35/F

Tower 5 : G/F, M/F, 1/F to 3/F, 5/F to 12/F, 15/F to 23/F, 25/F to 33/F and 35/F

Tower 6 : G/F, M/F, 1/F to 3/F, 5/F to 12/F, 15/F to 23/F and 25/F to 33/F

#### 樓層號數

第1座：地下低層、地下、1樓至3樓、5樓至12樓、15樓至23樓及25樓至33樓

第2座：地下、閣樓、1樓至3樓、5樓至12樓、15樓至23樓及25樓至33樓

第3座：地下、閣樓、1樓至3樓、5樓至12樓、15樓至23樓、25樓至33樓及35樓

第5座：地下、閣樓、1樓至3樓、5樓至12樓、15樓至23樓、25樓至33樓及35樓

第6座：地下、閣樓、1樓至3樓、5樓至12樓、15樓至23樓及25樓至33樓

#### Omitted floor numbers

4/F, 13/F, 14/F and 24/F are omitted for Tower 1, Tower 2 and Tower 6

4/F, 13/F, 14/F, 24/F and 34/F are omitted for Tower 3 and Tower 5

#### 被略去的樓層號數

第1座、第2座及第6座不設4樓、13樓、14樓 及 24樓

第3座及第5座不設4樓、13樓、14樓、24樓及 34樓

#### Refuge floor

Tower 1, Tower 2 and Tower 6 : 22/F

Tower 3 and Tower 5 : Roof

#### 庇護層

第1座、第2座及第6座：22樓

第3座及第5座：天台



## Information on vendor and others involved in the development

### 賣方及有參與發展項目的其他人的資料

<b>Vendor</b> Silver Rich Holdings Limited Fook Hang Trading Company Limited	<b>賣方</b> 銀發集團有限公司 福恒貿易有限公司
<b>Holding company of the vendor (Silver Rich Holdings Limited)</b> New World Development Company Limited Fook Hang Trading Company Limited	<b>賣方 (銀發集團有限公司) 的控權公司</b> 新世界發展有限公司 福恒貿易有限公司
<b>Holding company of the vendor (Fook Hang Trading Company Limited)</b> New World Development Company Limited	<b>賣方 (福恒貿易有限公司) 的控權公司</b> 新世界發展有限公司
<b>Authorized person for the Development</b> Ms. Chan Wan Ming	<b>發展項目的認可人士</b> 陳韻明女士
<b>The firm or corporation of which an authorized person for the Development is a proprietor, director or employee in his or her professional capacity</b> P&T Architects and Engineers Ltd	<b>發展項目的認可人士以其專業身份擔任經營人、董事或僱員的商號或法團</b> 巴馬丹拿建築及工程師有限公司
<b>Building contractor for the Development</b> Hip Hing Builders Company Limited	<b>發展項目的承建商</b> 協興建業有限公司
<b>The firm of solicitors acting for the owner in relation to the sale of residential properties in the Development</b> Woo, Kwan, Lee & Lo Vincent T. K. Cheung, Yap & Co.	<b>就發展項目中的住宅物業的出售而代表擁有人行事的律師事務所</b> 胡關李羅律師行 張葉司徒陳律師事務所
<b>Any authorized institution that has made a loan, or has undertaken to provide finance, for the construction of the Development</b> Bank of China (Hong Kong) Limited (The loan has been settled and the bank undertaking has been released) The Hongkong and Shanghai Banking Corporation Limited (The loan has been settled and the bank undertaking has been released) Standard Chartered Bank (Hong Kong) Limited (The loan has been settled and the bank undertaking has been released)	<b>已為發展項目的建造提供貸款或已承諾為該項建造提供融資的認可機構</b> 中國銀行 (香港) 有限公司 (此貸款已結清及此銀行承諾已解除) 香港上海滙豐銀行有限公司 (此貸款已結清及此銀行承諾已解除) 渣打銀行 (香港) 有限公司 (此貸款已結清及此銀行承諾已解除)
<b>Any other person who has made a loan for the construction of the Development</b> New World Development Company Limited (The loan has been settled) Kam Wah Investment Company Limited (The loan has been settled)	<b>已為發展項目的建造提供貸款的任何其他人</b> 新世界發展有限公司 (此貸款已結清) 錦華置業有限公司 (此貸款已結清)

Relationship between parties involved in the development

有參與發展項目的各方的關係

(a)	The vendor or a building contractor for the Development is an individual, and that vendor or contractor is an immediate family member of an authorized person for the Development 賣方或有關發展項目的承建商屬個人，並屬該項目的認可人士的家人	Not Applicable 不適用
(b)	The vendor or a building contractor for the Development is a partnership, and a partner of that vendor or contractor is an immediate family member of such an authorized person 賣方或該項目的承建商屬合夥，而該賣方或承建商的合夥人屬上述認可人士的家人	Not Applicable 不適用
(c)	The vendor or a building contractor for the Development is a corporation, and a director or the secretary of that vendor or contractor (or a holding company of that vendor) is an immediate family member of such an authorized person 賣方或該項目的承建商屬法團，而該賣方或承建商(或該賣方的控權公司)的董事或秘書屬上述認可人士的家人	No 否
(d)	The vendor or a building contractor for the Development is an individual, and that vendor or contractor is an immediate family member of an associate of such an authorized person 賣方或該項目的承建商屬個人，並屬上述認可人士的有聯繫人士的家人	Not Applicable 不適用
(e)	The vendor or a building contractor for the Development is a partnership, and a partner of that vendor or contractor is an immediate family member of an associate of such an authorized person 賣方或該項目的承建商屬合夥，而該賣方或承建商的合夥人屬上述認可人士的有聯繫人士的家人	Not Applicable 不適用
(f)	The vendor or a building contractor for the Development is a corporation, and a director or the secretary of that vendor or contractor (or a holding company of that vendor) is an immediate family member of an associate of such an authorized person 賣方或該項目的承建商屬法團，而該賣方或承建商(或該賣方的控權公司)的董事或秘書屬上述認可人士的有聯繫人士的家人	No 否
(g)	The vendor or a building contractor for the Development is an individual, and that vendor or contractor is an immediate family member of a proprietor of a firm of solicitors acting for the owner in relation to the sale of residential properties in the Development 賣方或該項目的承建商屬個人，並屬就該項目內的住宅物業的出售代表擁有人行事的律師事務所行事的經營人的家人	Not Applicable 不適用
(h)	The vendor or a building contractor for the Development is a partnership, and a partner of that vendor or contractor is an immediate family member of a proprietor of a firm of solicitors acting for the owner in relation to the sale of residential properties in the Development 賣方或該項目的承建商屬合夥，而該賣方或承建商的合夥人屬就該項目內的住宅物業的出售代表擁有人行事的律師事務所行事的經營人的家人	Not Applicable 不適用
(i)	The vendor or a building contractor for the Development is a corporation, and a director or the secretary of that vendor or contractor (or a holding company of that vendor) is an immediate family member of a proprietor of such a firm of solicitors 賣方或該項目的承建商屬法團，而該賣方或承建商(或該賣方的控權公司)的董事或秘書屬上述律師事務所的經營人的家人	No 否
(j)	The vendor, a holding company of the vendor, or a building contractor for the Development, is a private company, and an authorized person for the Development, or an associate of such an authorized person, holds at least 10% of the issued shares in that vendor, holding company or contractor 賣方、賣方的控權公司或有關發展項目的承建商屬私人公司，而該項目的認可人士或該認可人士的有聯繫人士持有該賣方、控權公司或承建商最少10%的已發行股份	No 否
(k)	The vendor, a holding company of the vendor, or a building contractor for the Development, is a listed company, and such an authorized person, or such an associate, holds at least 1% of the issued shares in that vendor, holding company or contractor 賣方、賣方的控權公司或該項目的承建商屬上市公司，而上述認可人士或上述有聯繫人士持有該賣方、控權公司或承建商最少1%的已發行股份	No 否
(l)	The vendor or a building contractor for the Development is a corporation, and such an authorized person, or such an associate, is an employee, director or secretary of that vendor or contractor or of a holding company of that vendor 賣方或該項目的承建商屬法團，而上述認可人士或上述有聯繫人士屬該賣方、承建商或該賣方的控權公司的僱員、董事或秘書	No 否
(m)	The vendor or a building contractor for the Development is a partnership, and such an authorized person, or such an associate, is an employee of that vendor or contractor 賣方或該項目的承建商屬合夥，而上述認可人士或上述有聯繫人士屬該賣方或承建商的僱員	Not Applicable 不適用

Relationship between parties involved in the development

有參與發展項目的各方的關係

(n)	<p>The vendor, a holding company of the vendor, or a building contractor for the Development, is a private company, and a proprietor of a firm of solicitors acting for the owner in relation to the sale of residential properties in the Development holds at least 10% of the issued shares in that vendor, holding company or contractor</p> <p>賣方、賣方的控權公司或該項目的承建商屬私人公司，而就該項目中的住宅物業的出售而代表擁有人行事的律師事務所的經營人持有該賣方、控權公司或承建商最少10%的已發行股份</p>	<p>No 否</p>
(o)	<p>The vendor, a holding company of the vendor, or a building contractor for the Development, is a listed company, and a proprietor of such a firm of solicitors holds at least 1% of the issued shares in that vendor, holding company or contractor</p> <p>賣方、賣方的控權公司或該項目的承建商屬上市公司，而上述律師事務所的經營人持有該賣方、控權公司或承建商最少1%的已發行股份</p>	<p>No 否</p>
(p)	<p>The vendor or a building contractor for the Development is a corporation, and a proprietor of such a firm of solicitors is an employee, director or secretary of that vendor or contractor or of a holding company of that vendor</p> <p>賣方或該項目的承建商屬法團，而上述律師事務所的經營人屬該賣方或承建商或該賣方的控權公司的僱員、董事或秘書</p>	<p>No 否</p>
(q)	<p>The vendor or a building contractor for the Development is a partnership, and a proprietor of such a firm of solicitors is an employee of that vendor or contractor</p> <p>賣方或該項目的承建商屬合夥，而上述律師事務所的經營人屬該賣方或承建商的僱員</p>	<p>Not Applicable 不適用</p>
(r)	<p>The vendor or a building contractor for the Development is a corporation, and the corporation of which an authorized person for the Development is a director or employee in his or her professional capacity is an associate corporation of that vendor or contractor or of a holding company of that vendor</p> <p>賣方或該項目的承建商屬法團，而該項目的認可人士以其專業身份擔任董事或僱員的法團為該賣方或承建商或該賣方的控權公司的有聯繫法團</p>	<p>No 否</p>
(s)	<p>The vendor or a building contractor for the Development is a corporation, and that contractor is an associate corporation of that vendor or of a holding company of that vendor</p> <p>賣方或該項目的承建商屬法團，而該承建商屬該賣方或該賣方的控權公司的有聯繫法團</p>	<p>Yes 是</p>

Information on design of the development

發展項目的設計的資料

There are non-structural prefabricated external walls forming part of the enclosing walls of the Development.  
發展項目有構成圍封牆的一部分的非結構的預製外牆。

Total area of the non-structural prefabricated external walls of each residential property and range of thickness of the non-structural prefabricated external walls of each block 每個住宅物業的非結構的預製外牆的總面積及每幢建築物的非結構的預製外牆的厚度範圍					Total area of the non-structural prefabricated external walls of each residential property and range of thickness of the non-structural prefabricated external walls of each block 每個住宅物業的非結構的預製外牆的總面積及每幢建築物的非結構的預製外牆的厚度範圍					Total area of the non-structural prefabricated external walls of each residential property and range of thickness of the non-structural prefabricated external walls of each block 每個住宅物業的非結構的預製外牆的總面積及每幢建築物的非結構的預製外牆的厚度範圍						
Description of Residential Property 物業的描述			Total Area 總面積	The Range of Thickness 厚度範圍	Description of Residential Property 物業的描述			Total Area 總面積	The Range of Thickness 厚度範圍	Description of Residential Property 物業的描述			Total Area 總面積	The Range of Thickness 厚度範圍		
Tower Number 座號	Floor 樓層	Unit 單位	sq.m. 平方米	mm 毫米	Tower Number 座號	Floor 樓層	Unit 單位	sq.m. 平方米	mm 毫米	Tower Number 座號	Floor 樓層	Unit 單位	sq.m. 平方米	mm 毫米		
1	3/F 3樓	A	0.683	150	3	5/F 5樓	A	0.677	150	6	3/F 3樓	A	1.174	150		
		B	0.683				B	0.260				B	2.046			
	5/F-12/F & 15/F-21/F 5樓至12樓及15至21樓 (15 storeys) (15層)	A	0.683			6/F 6樓	A	0.677			5/F 5樓	A	1.174			
		B	0.683				B	0.260				B	2.046			
	23/F & 25/F-31/F 23樓及25樓至31樓 (8 storeys) (8層)	A	0.401			7/F-12/F, 15/F-23/F & 25/F-33/F 7樓至12樓、15樓至23樓及25樓至33樓 (24 storeys) (24層)	A	0.677			6/F-12/F, 15/F-21/F, 23/F & 25/F-31/F 6樓至12樓,15至21樓, 23樓及25樓至31樓 (22 storeys) (22層)	A	1.174			
		B	0.512				B	0.260				B	2.046			
	32/F 32樓	B	0.512				35/F 35樓	A				0.634	32/F 32樓		B	2.046
	32/F&33/F (Duplex Unit) 32樓和33樓(複式單位)	A	0.401					B				0.786			A	2.818
2	3/F 3樓	A	0.795	150	5	5/F 5樓	A	0.711	150		32/F&33/F (Duplex Unit) 32樓和33樓(複式單位)	A	2.818			
		B	0.795				B	0.604								
	5/F-12/F & 15/F-21/F 5樓至12樓及15至21樓 (15 storeys) (15層)	A	0.795			6/F 6樓	A	0.711			7/F-12/F, 15/F-23/F & 25/F-33/F 7樓至12樓、15樓至23樓及25樓至33樓 (24 storeys) (24層)	A	0.711			
		B	0.795				B	0.604				B	0.604			
	23/F & 25/F-31/F 23樓及25樓至31樓 (8 storeys) (8層)	A	1.614				35/F 35樓	C				1.278	A	0.980		
		B	1.614					D				0.634		B	0.786	
	32/F 32樓	B	1.614				A	0.980								
	32/F&33/F (Duplex Unit) 32樓和33樓(複式單位)	A	3.255				B	0.786								

Note : Tower 4 is omitted.  
4/F, 13/F, 14/F and 24/F are omitted for Tower 1, Tower 2 and Tower 6.  
4/F, 13/F, 14/F, 24/F and 34/F are omitted for Tower 3 and Tower 5.

備註：不設第4座。  
第1座、第2座及第6座不設4樓、13樓、14樓及24樓。  
第3座及第5座不設4樓、13樓、14樓、24樓及34樓。

Information on design of the development

發展項目的設計的資料

There are curtain walls forming part of the enclosing walls of the Development.  
發展項目有構成圍封牆的一部分的幕牆。

Total area of the curtain walls of each residential property and range of thickness of the curtain walls of each building 每個住宅物業的幕牆的總面積及每幢建築物的幕牆的厚度範圍					Total area of the curtain walls of each residential property and range of thickness of the curtain walls of each building 每個住宅物業的幕牆的總面積及每幢建築物的幕牆的厚度範圍					Total area of the curtain walls of each residential property and range of thickness of the curtain walls of each building 每個住宅物業的幕牆的總面積及每幢建築物的幕牆的厚度範圍							
Description of Residential Property 物業的描述			Total Area 總面積	The Range of Thickness 厚度範圍	Description of Residential Property 物業的描述			Total Area 總面積	The Range of Thickness 厚度範圍	Description of Residential Property 物業的描述			Total Area 總面積	The Range of Thickness 厚度範圍			
Tower Number 座號	Floor 樓層	Unit 單位	sq.m. 平方米	mm 毫米	Tower Number 座號	Floor 樓層	Unit 單位	sq.m. 平方米	mm 毫米	Tower Number 座號	Floor 樓層	Unit 單位	sq.m. 平方米	mm 毫米			
1	3/F 3樓	A	3.262	300	3	5/F 5樓	A	2.601	300	6	3/F 3樓	A	4.350	300			
		B	3.262				B	2.474				B	3.300				
	5/F-12/F & 15/F-21/F 5樓至12樓及15至21樓 (15 storeys) (15層)	A	3.502			6/F 6樓	A	2.601			5/F 5樓	A	4.350				
		B	3.502				B	2.474				B	3.300				
	23/F & 25/F-31/F 23樓及25樓至31樓 (8 storeys) (8層)	A	6.117				7/F-12/F, 15/F-23/F & 25/F-33/F 7樓至12樓、15樓至23樓及 25樓至33樓 (24 storeys) (24層)	A			2.601	6/F-12/F, 15/F-21/F, 23/F & 25/F-31/F 6樓至12樓, 15至21樓, 23樓及 25樓至31樓 (22 storeys) (22層)	A		4.350		
		B	6.012					B			2.474		B		3.300		
	32/F 32樓	B	6.012			D		1.529			32/F 32樓		A	4.350			
	32/F&33/F (Duplex Unit) 32樓和33樓(複式單位)	A	13.337			A		2.973					B	3.300			
2	3/F 3樓	A	3.239	5		5/F 5樓	A	2.677			300		32/F&33/F (Duplex Unit) 32樓和33樓(複式單位)	A	8.183		
		B	3.239				B	3.141									
	5/F-12/F & 15/F-21/F 5樓至12樓及15至21樓 (15 storeys) (15層)	A	3.479			6/F 6樓	A	2.677						32/F 32樓	A	4.350	
		B	3.479				B	3.141							B	3.300	
	23/F & 25/F-31/F 23樓及25樓至31樓 (8 storeys) (8層)	A	3.359				C	1.649							32/F 32樓	A	4.350
		B	3.359				D	1.529								B	3.300
	32/F 32樓	B	3.359			7/F-12/F, 15/F-23/F & 25/F-33/F 7樓至12樓、15樓至23樓及 25樓至33樓 (24 storeys) (24層)	A	2.677							32/F 32樓	A	4.350
	32/F&33/F (Duplex Unit) 32樓和33樓(複式單位)	A	7.426				B	3.141								B	3.300
			A				7.426	C							1.649	32/F 32樓	A
	A		7.426		D	1.529	B	3.300									
		A	7.426		A	4.064	32/F 32樓	A	4.350								
		A	7.426		B	1.530		B	3.300								

Note : Tower 4 is omitted.  
4/F, 13/F, 14/F and 24/F are omitted for Tower 1, Tower 2 and Tower 6.  
4/F, 13/F, 14/F, 24/F and 34/F are omitted for Tower 3 and Tower 5.

備註：不設第4座。  
第1座、第2座及第6座不設4樓、13樓、14樓及24樓。  
第3座及第5座不設4樓、13樓、14樓、24樓及34樓。

## Information on property management

---

### 物業管理的資料

#### The Manager

#### 管理人

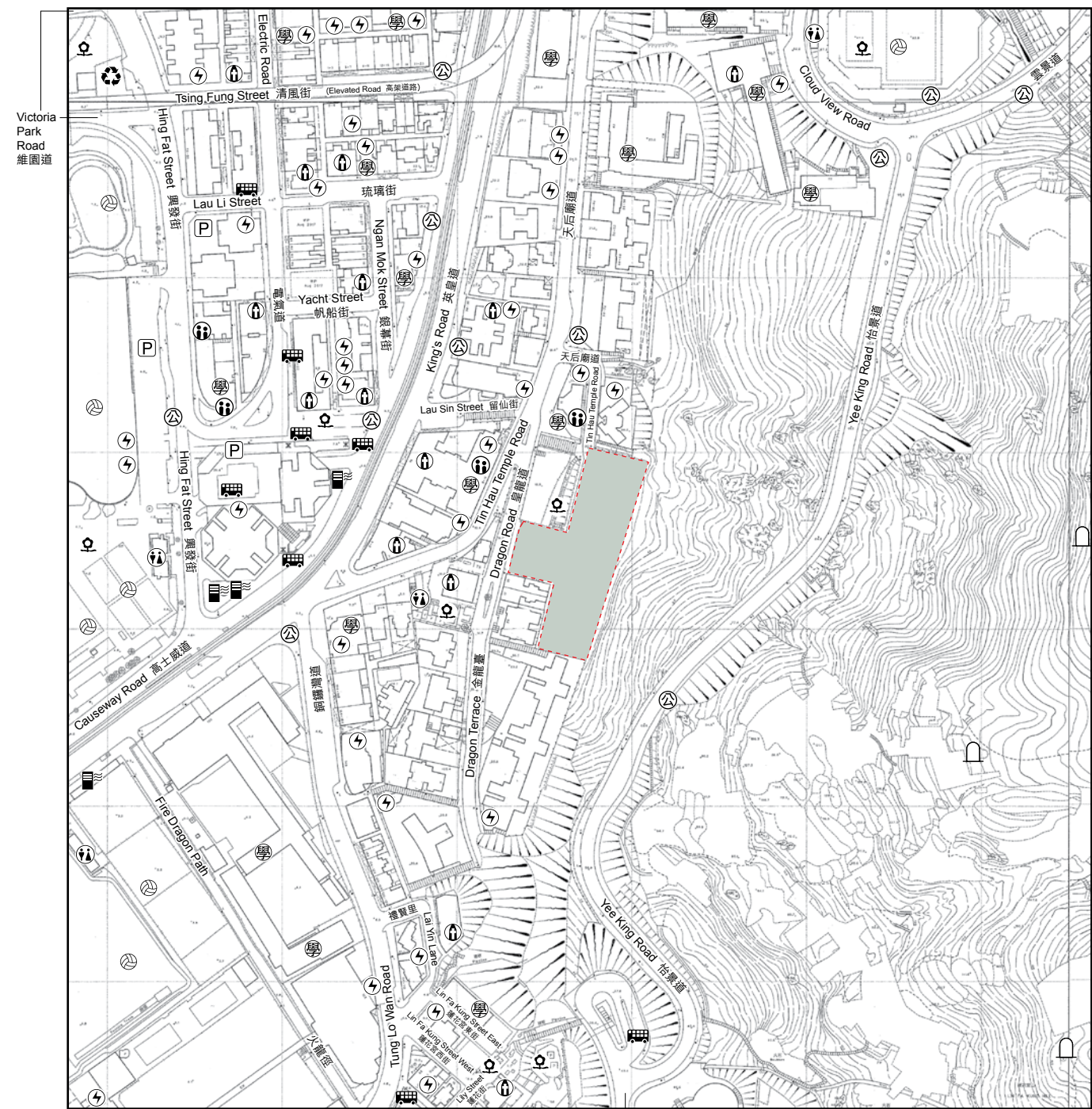
New World Property Management Company Limited has been appointed as the manager of the Development under the executed deed of mutual covenant in respect of the Development.

根據發展項目已簽立的公契，新世界物業管理有限公司已獲委任為發展項目的管理人。



# Location plan of the development

## 發展項目的所在位置圖



Scale 0 100 200 300 400M(米)

比例  
Location of the Development  
發展項目的位置

The above Location Plan is prepared based on a reproduction of Survey Sheet Nos. 11-SE-6A dated 10 November 2017, 11-SE-6B dated 14 September 2017, 11-SE-6C dated 7 November 2017 and 11-SE-6D dated 14 September 2017 with adjustments where necessary.

上述所在位置圖使用日期為2017年11月10日之測繪圖 (編號11-SE-6A)、2017年9月14日之測繪圖 (編號11-SE-6B)、2017年11月7日之測繪圖 (編號11-SE-6C)及2017年9月14日之測繪圖 (編號11-SE-6D) 複印後修正處理。

### Legend 圖例

- |  |   |
|--|---|
| Ventilation shaft for the Mass Transit Railway<br>香港鐵路的通風井               | Public utility installation<br>公用事業設施裝置   |
| Power plant<br>(including electricity sub-stations)<br>發電廠 (包括電力分站)      | Religious institution<br>(including church, temple and Tsz Tong)<br>宗教場所 (包括教堂、廟宇及祠堂)                                 |
| Cemetery<br>墳場   | School (including kindergarten)<br>學校 (包括幼稚園)   |
| Refuse collection point<br>垃圾收集站   | Social welfare facilities (including elderly centre and home for the mentally disabled)<br>社會福利設施<br>(包括老人中心及弱智人士護理院) |
| Public carpark (including lorry park)<br>公眾停車場 (包括貨車停泊處)                 | Sports facilities (including sports ground and swimming pool)<br>體育設施 (包括運動場及游泳池)                                     |
| Public convenience<br>公廁   | Public park<br>公園   |
| Public transport terminal<br>(including rail station)<br>公共交通總站 (包括鐵路車站) |   |

### Notes :

1. Due to technical reasons as a result of the irregular boundary of the Development, the Location Plan has shown more than the area required under the Residential Properties (First-hand Sales) Ordinance.
2. The map reproduced with permission of the Director of Lands. © The Government of the Hong Kong SAR. Licence No. 104/2017.
3. The vendor advises prospective purchasers to conduct an on-site visit for a better understanding of the development site, its surrounding environment and the public facilities nearby.

### 備註：

1. 因發展項目的不規則界線引致的技術原因，所在位置圖所顯示的範圍多於《一手住宅物業銷售條例》所要求。
2. 地圖版權屬香港特區政府，經地政總署准許複印，版權特許編號104/2017。
3. 賣方建議準買方到該發展地盤作實地考察，以對該發展地盤、其周邊地區環境及附近的公共設施有較佳了解。



## Aerial photograph of the development

### 發展項目的鳥瞰照片

Adopted from part of the aerial photograph taken by the Survey and Mapping Office of Lands Department at a flying height of 6,000 feet, photo No. E011492C, dated 6 January 2017.

摘錄自地政總署測繪處於2017年1月6日在6,000呎飛行高度拍攝之鳥瞰照片，編號為E011492C。



● Location of the Development  
發展項目的位置

Survey and Mapping Office, Lands Department, The Government of HKSAR © Copyright reserved - reproduction by permission only.

香港特別行政區政府地政總署測繪處©版權所有，未經許可，不得複製。

Notes :

1. The aerial photograph is available for free inspection during normal office hours at the sales office.
2. Due to technical reasons as a result of the irregular boundary of the Development, the aerial photograph has shown more than the area required under the Residential Properties (First-hand Sales) Ordinance.

備註：

1. 該鳥瞰照片存於售樓處，於正常辦公時間內供免費查閱。
2. 因發展項目的不規則界線引致的技術原因，鳥瞰照片所顯示的範圍多於《一手住宅物業銷售條例》所要求。

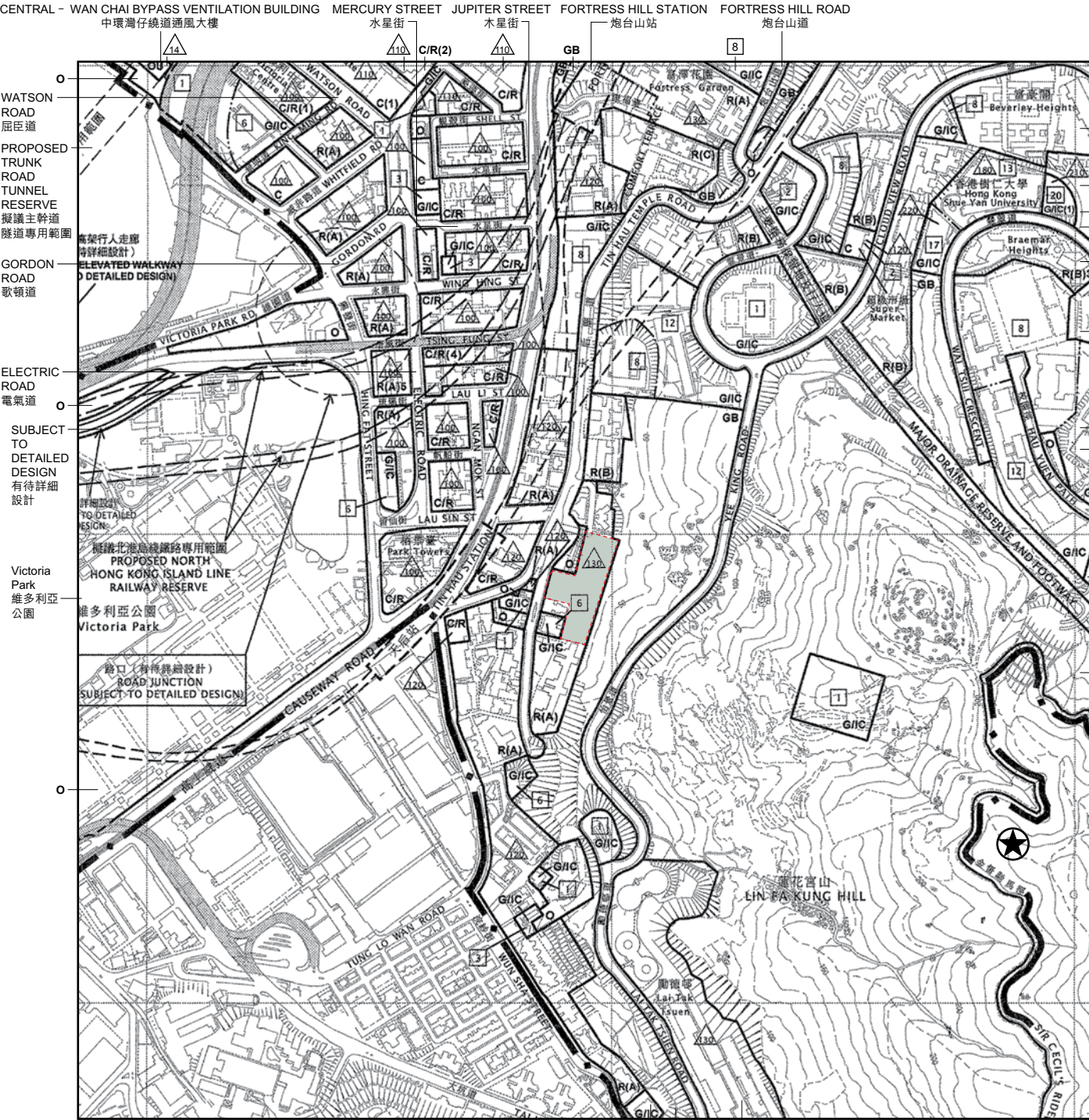


Outline zoning plan etc. relating to the development

關乎發展項目的分區計劃大綱圖等

Part of the approved North Point Outline Zoning Plan with plan No. S/H8/26 gazetted on 25 August 2017.

摘錄自2017年8月25日憲報公布之北角分區計劃大綱核准圖，圖則編號為S/H8/26。



Scale 0 100 200 300 400 500 600 700 800M(米)  
比例

Location of the Development  
發展項目的位置

The area is not covered under Outline Zoning Plan or Development Permission Area Plan, or the plan deemed to be a draft plan.  
此地帶並不被納入於分區計劃大綱圖或發展審批地區圖，或被當作草圖的圖則。

Notation 圖例

Zones 地帶

- C Commercial 商業
- C/R Commercial / Residential 商業 / 住宅
- R(A) Residential (Group A) 住宅 (甲類)
- R(B) Residential (Group B) 住宅 (乙類)
- R(C) Residential (Group C) 住宅 (丙類)
- G/I/C Government, Institution or Community 政府、機構或社區
- O Open Space 休憩用地
- OU Other Specified Uses 其他指定用途
- GB Green Belt 綠化地帶

Communications 交通

- Railway and Station (underground) 鐵路及車站 (地下)
- Major Road and Junction 主要道路及路口
- Elevated Road 高架道路
- Railway Reserve 鐵路專用範圍

Miscellaneous 其他

- Boundary of Planning Scheme 規劃範圍界線
- Building Height Control Zone Boundary 建築物高度管制區界線
- Maximum Building Height (in metres above Principal Datum) 最高建築物高度 (在主水平基準上若干米)
- Maximum Building Height (in number of storeys) 最高建築物高度 (樓層數目)

- Notes :
- The last updated version of the Outline Zoning Plan and the attached schedule as of the date of printing of the sales brochure are available for free inspection during normal office hours at the sales office.
  - The map, prepared by the Planning Department under the direction of the Town Planning Board, is reproduced with permission of the Director of Lands. © The Government of Hong Kong SAR.
  - The vendor advises prospective purchasers to conduct an on-site visit for a better understanding of the development site, its surrounding environment and the public facilities nearby.
  - Due to technical reasons as a result of the irregular boundary of the Development, the Outline Zoning Plan has shown more than the area required under the Residential Properties (First-hand Sales) Ordinance.

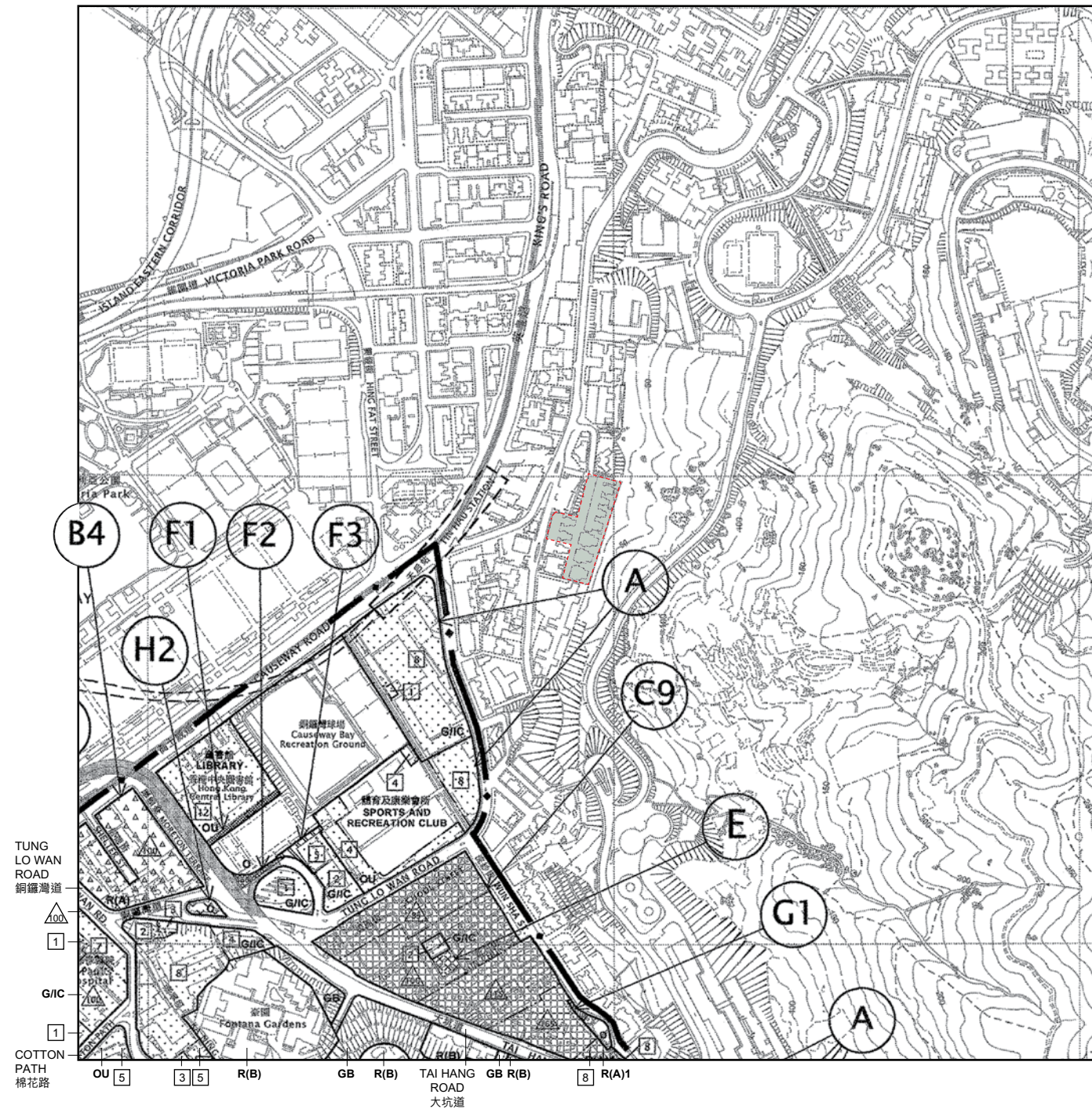
- 備註：
- 在印製售樓說明書當日適用的最近更新版本分區計劃大綱圖及其附表存於售樓處，於正常辦公時間內供免費查閱。
  - 地圖為規劃署遵照城市規劃委員會指示擬備，版權屬香港特別行政區政府，經地政總署准許複印。
  - 賣方建議準買方到該發展地盤作實地考察，以對該發展地盤、其周邊地區環境及附近的公共設施有較佳了解。
  - 因發展項目的不規則界線引致的技術原因，分區計劃大綱圖所顯示的範圍多於《一手住宅物業銷售條例》所要求。



Outline zoning plan etc. relating to the development

關乎發展項目的分區計劃大綱圖等

Part of the draft Causeway Bay Outline Zoning Plan with plan No. S/H6/15 gazetted on 17 September 2010.  
摘錄自2010年9月17日憲報公布之銅鑼灣分區計劃大綱草圖，圖則編號為S/H6/15。



Scale 0 100 200 300 400 500 600 700 800M(米)  
比例

Location of the Development  
發展項目的位置

Notation 圖例

Zones 地帶

- R(A)** Residential (Group A) 住宅 (甲類)
- R(B)** Residential (Group B) 住宅 (乙類)
- G/C** Government, Institution or Community 政府、機構或社區
- O** Open Space 休憩用地
- OU** Other Specified Uses 其他指定用途
- GB** Green Belt 綠化地帶

Communications 交通

- Railway and Station (underground) 鐵路及車站 (地下)
- Major Road and Junction 主要道路及路口
- Elevated Road 高架道路

Miscellaneous 其他

- Boundary of Planning Scheme 規劃範圍界線
- Building Height Control Zone Boundary 建築物高度管制區界線
- Maximum Building Height (in metres above Principal Datum) 最高建築物高度 (在主水平基準上若干米)
- Maximum Building Height (in number of storeys) 最高建築物高度 (樓層數目)

Notes :

- The last updated version of the Outline Zoning Plan and the attached schedule as of the date of printing of the sales brochure are available for free inspection during normal office hours at the sales office.
- The map, prepared by the Planning Department under the direction of the Town Planning Board, is reproduced with permission of the Director of Lands. © The Government of Hong Kong SAR.
- The vendor advises prospective purchasers to conduct an on-site visit for a better understanding of the development site, its surrounding environment and the public facilities nearby.
- Due to technical reasons as a result of the irregular boundary of the Development, the Outline Zoning Plan has shown more than the area required under the Residential Properties (First-hand Sales) Ordinance.

備註：

- 在印製售樓說明書當日適用的最近更新版本分區計劃大綱圖及其附表存於售樓處，於正常辦公時間內供免費查閱。
- 地圖為規劃署遵照城市規劃委員會指示擬備，版權屬香港特別行政區政府，經地政總署准許複印。
- 賣方建議準買方到該發展地盤作實地考察，以對該發展地盤、其周邊地區環境及附近的公共設施有較佳了解。
- 因發展項目的不規則界線引致的技術原因，分區計劃大綱圖所顯示的範圍多於《一手住宅物業銷售條例》所要求。



## Outline zoning plan etc. relating to the development

### 關乎發展項目的分區計劃大綱圖等

Information on matters shown on the plan (plan No. S/H6/15) :  
就圖則 (圖則編號S/H6/15) 所顯示的事項的資料：

A

Amendment Item A  
修訂項目A項

Stipulation of building height restrictions for the “Commercial”(“C”), “Commercial(1)” (“C(1)”), “Commercial(2)” (“C(2)”), “Residential (Group A)” (“R(A)”), “Residential (Group A)1” (“R(A)1”), “Government, Institution or Community” (“G/IC”) and “Other Specified Uses” (“OU”) zones.  
為「商業」、「商業(1)」、「商業(2)」、「住宅(甲類)」、「住宅(甲類)1」、「政府、機構或社區」及「其他指定用途」地帶訂定建築物高度限制。

B4

Amendment Item B4  
修訂項目B4項

Rezoning of an area bounded by Causeway Road, Moreton Terrace and Tung Lo Wan Road from “C/R” to “R(A)”, and stipulating building height restriction for the zone.  
把介乎高士威道、摩頓台及銅鑼灣道之間的範圍由「商業/住宅」地帶改劃為「住宅(甲類)」地帶，並訂定有關地帶的建築物高度限制。

C9

Amendment Item C9  
修訂項目C9項

Rezoning of an area bounded by Tung Lo Wan Road, Wun Sha Street and Tai Hang Road from “R(A)” to “R(A)1”, and stipulating building height restriction for the zone.  
把介乎銅鑼灣道、浣紗街及大坑道之間的土地由「住宅(甲類)」地帶改劃為「住宅(甲類)1」地帶，並訂定有關地帶的建築物高度限制。

E

Amendment Item E  
修訂項目E項

Rezoning of a site bounded by Warren Street, Shepherd Street, Brown Street and Sun Chun Street from “G/IC” to “R(A)1”, and stipulating building height restriction for the zone.  
把介乎華倫街、施弼術、布朗街和新村街的一塊用地由「政府、機構或社區」地帶改劃為「住宅(甲類)1」地帶，並訂定該地帶的建築物高度限制。

F1

Amendment Item F1  
修訂項目F1項

Rezoning of a strip of land occupied by Hong Kong Central Library from “Open Space” (“O”) to “OU” annotated “Library”, and stipulating building height restriction for the zone.  
把一塊現為香港中央圖書館的狹長土地由「休憩用地」地帶改劃為「其他指定用途」註明「圖書館」地帶，並訂定該地帶的建築物高度限制。

F2

Amendment Item F2  
修訂項目F2項

Rezoning of a strip of land south of Moreton Terrace Temporary Playground from “O” to area shown as ‘Road’.  
把一塊位於摩頓台臨時遊樂場以南的狹長土地由「休憩用地」地帶改劃為「道路」用地。

F3

Amendment Item F3  
修訂項目F3項

Rezoning of a strip of land occupied by the Civil Aid Service Hong Kong Island Training Centre at Moreton Terrace from “O” and area shown as ‘Road’ to “G/IC”, and stipulating building height restriction for the zone.  
把摩頓台一塊現為民安隊港島訓練中心的狹長土地由「休憩用地」地帶及「道路」用地，改劃為「政府、機構或社區」地帶，並訂定該地帶的建築物高度限制。

G1

Amendment Item G1  
修訂項目G1項

Rezoning of a strip of land occupied by Wun Sha Street Children’s Playground at Wun Sha Street from “R(A)” to “O”.  
把浣紗街一塊現為浣紗街兒童遊樂場的狹長土地由「住宅(甲類)」地帶改劃為「休憩用地」地帶。

H2

Amendment Item H2  
修訂項目H2項

Rezoning of the Tung Lo Wan Road Sitting-out Area site at Tung Lo Wan Road from area shown as ‘Road’ to “O”.  
把銅鑼灣道一塊現為銅鑼灣道休憩處的用地由「道路」用地改劃為「休憩用地」地帶。

# Outline zoning plan etc. relating to the development

## 關乎發展項目的分區計劃大綱圖等

Part of the approved Wan Chai North Outline Zoning Plan with plan No. S/H25/4 gazetted on 28 February 2014.

摘錄自2014年2月28日憲報公布之灣仔北分區計劃大綱核准圖，圖則編號為S/H25/4。



Scale 0 100 200 300 400 500 600 700 800M(米)  
比例

Location of the Development  
發展項目的位置



### Notation 圖例

#### Zones 地帶

- G/I/C** Government, Institution or Community  
政府、機構或社區
- O** Open Space 休憩用地

#### Miscellaneous 其他

- ♦ —** Boundary of Planning Scheme  
規劃範圍界線

#### Communications 交通

- [STATION] —** Railway and Station (underground)  
鐵路及車站 (地下)
- || —** Major Road and Junction  
主要道路及路口
- [ELEVATED] —** Elevated Road 高架道路
- [RAILWAY RESERVE] —** Railway Reserve  
鐵路專用範圍

#### Notes :

1. The last updated version of the Outline Zoning Plan and the attached schedule as of the date of printing of the sales brochure are available for free inspection during normal office hours at the sales office.
2. The map, prepared by the Planning Department under the direction of the Town Planning Board, is reproduced with permission of the Director of Lands. © The Government of Hong Kong SAR.
3. The vendor advises prospective purchasers to conduct an on-site visit for a better understanding of the development site, its surrounding environment and the public facilities nearby.
4. Due to technical reasons as a result of the irregular boundary of the Development, the Outline Zoning Plan has shown more than the area required under the Residential Properties (First-hand Sales) Ordinance.

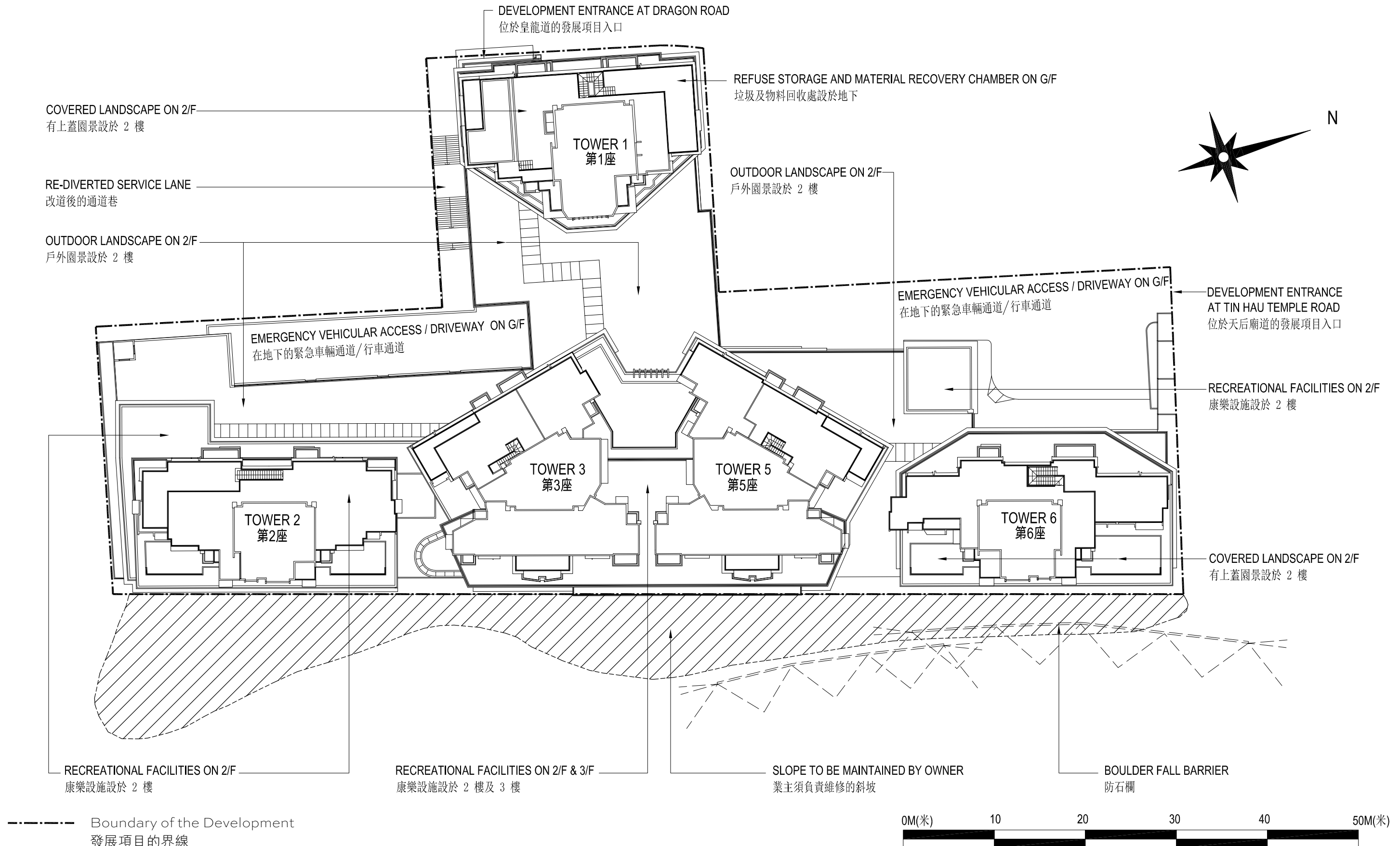
#### 備註：

1. 在印製售樓說明書當日適用的最近更新版本分區計劃大綱圖及其附表存於售樓處，於正常辦公時間內供免費查閱。
2. 地圖為規劃署遵照城市規劃委員會指示擬備，版權屬香港特別行政區政府，經地政總署准許複印。
3. 賣方建議準買方到該發展地盤作實地考察，以對該發展地盤、其周邊地區環境及附近的公共設施有較佳了解。
4. 因發展項目的不規則界線引致的技術原因，分區計劃大綱圖所顯示的範圍多於《一手住宅物業銷售條例》所要求。



# Layout plan of the development

## 發展項目的布局圖

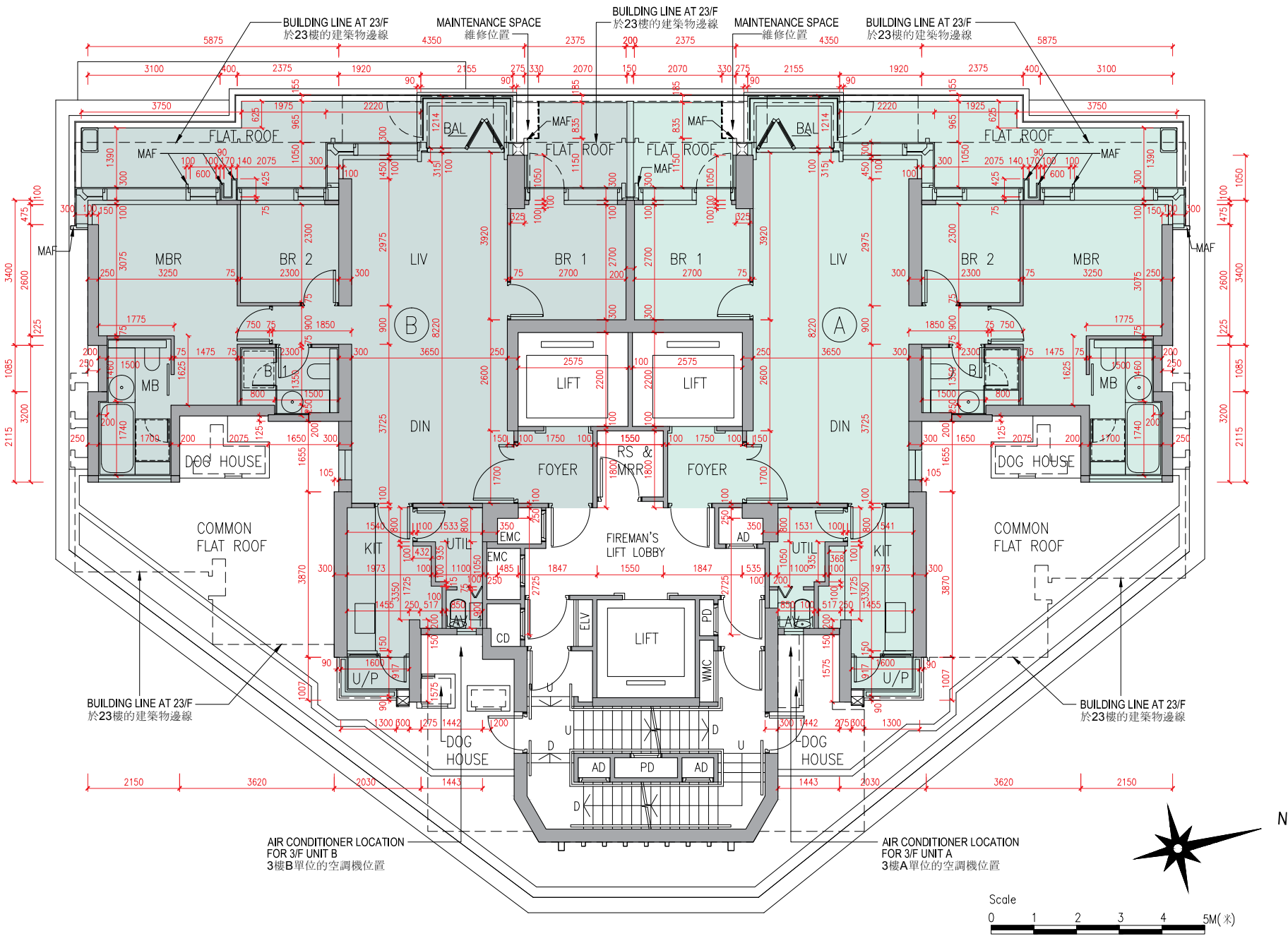


Floor plans of residential properties in the development

發展項目的住宅物業的樓面平面圖

TOWER 1 3/F  
第1座 3樓

Description 描述	Unit 單位	
	A	B
Floor-to-floor height (refer to the height between the top surface of the structural slab of a floor and the top surface of the structural slab of its immediate upper floor) of each residential property (m) 每個住宅物業的層與層之間的高度 (指該樓層之石屎地台面與上一層石屎地台面之高度距離) (米)	3.275	
The thickness of the floor slabs (excluding plaster) of each residential property (mm) 每個住宅物業的樓板的厚度 (不包括灰泥) (毫米)	125, 150, 175	



LEGEND 圖例

A/C PLATFORM = Air Conditioner Platform 空調機平台  
AD = Air Duct 通風管道槽  
AF = Architectural Feature 建築裝飾  
AF ABOVE = Architectural Feature Above 上層建築裝飾  
B = Bathroom 浴室  
BAL = Balcony 露台  
BR = Bedroom 睡房  
BW = Bay Window 窗台  
CANOPY = 簷篷  
CD = Cable Duct 電線管道槽  
COMMON FLAT ROOF = 公用平台  
CORRIDOR = 走廊  
D = Down 下  
DIN = Dining Room 飯廳  
DOG HOUSE = Mechanical & Electrical Services Duct connecting to the Floor Below 連接下層的機電設施管道  
ELV = Extra Low Voltage Duct 低電壓管道  
EMC = Electricity Meter Cabinet 電錶箱

EMR = Electricity Meter Room 電錶房  
FAMILY ROOM = 家庭廳  
FAN ROOM = 風扇房  
FIREMAN'S LIFT LOBBY = 消防員升降機大堂  
FLAT ROOF = 平台  
FOYER = 前廳  
FRESH AIR FAN ROOM = 鮮風機房  
FS = Fire Services 消防設施  
KIT = Kitchen 廚房  
LIFT = 升降機  
LIFT LOBBY = 升降機大堂  
LIFT SHAFT = 升降機槽  
LIV = Living Room 客廳  
LAV = Lavatory 洗手間  
MAF = Metal Architectural Feature 金屬建築裝飾  
MBR = Master Bedroom 主人睡房  
MB = Master Bathroom 主人房浴室  
MC = Metal Cladding 金屬面板  
PANTRY = 備餐間

PD = Pipe Duct 管道槽  
POOL DECK = 池畔平台  
REFUGE AREA = 庇護地點  
ROOF = 天台  
RS & MRR = Refuse Storage & Material Recovery Room 垃圾及物料回收房  
SKYLIGHT = 天窗  
SKYLIGHT ABOVE = 上層天窗  
STO = Store 儲物房  
SWIMMING POOL = 游泳池  
TOP OF BW = Top of Bay Window 下層窗台頂  
U = Up 上  
UTIL = Utility Room 工作室  
U/P = Utility Platform 工作平台  
WALK-IN CLOSET = 衣帽間  
WMC = Water Meter Cabinet 水錶箱

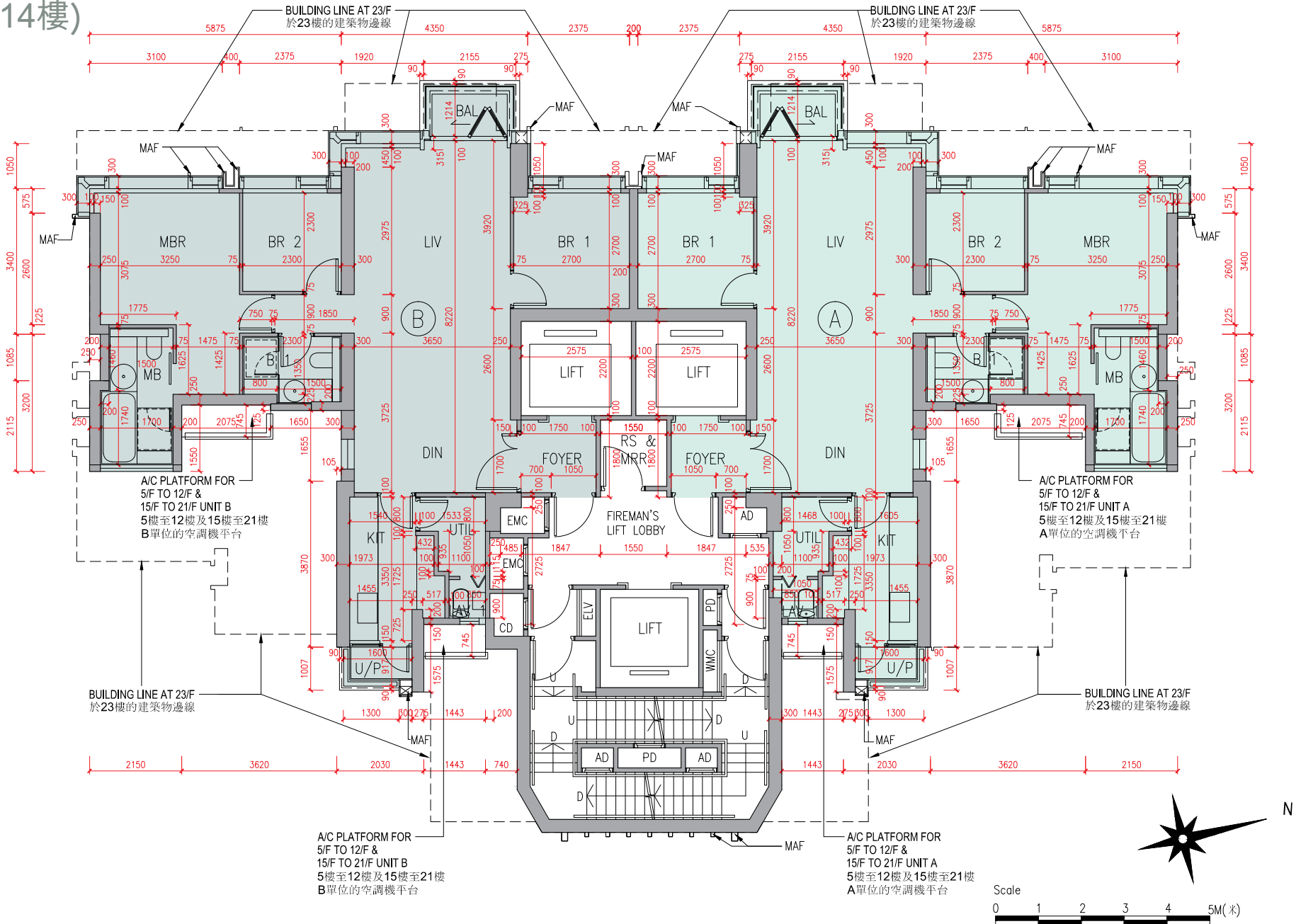
- Notes :
- The internal areas of the residential properties on the upper floors will generally be slightly larger than those on the lower floors because of the reducing thickness of the structural walls on the upper floors.
  - The dimensions in the floor plans are all structural dimensions in millimetre.
  - The foyer (private lift lobby) forms part of a residential property, and is not a common part of the Development. The saleable area of this residential property specified in the section "Area of Residential Properties in the Development" includes the floor area of that foyer (private lift lobby).
- 備註：
- 因住宅物業的較高樓層的結構牆的厚度遞減，較高樓層的內部面積，一般比較低樓層的內部面積稍大。
  - 樓面平面圖之尺規所列數字為以毫米標示之建築結構尺寸。
  - 前廳(私人升降機大堂)屬住宅物業一部分，並非發展項目之公用部分。「發展項目中的住宅物業的面積」一節所列該住宅物業之實用面積包括該前廳(私人升降機大堂)之樓面面積。

Floor plans of residential properties in the development

發展項目的住宅物業的樓面平面圖

TOWER 1 5/F-12/F & 15/F-21/F (13/F & 14/F are omitted)  
第1座 5樓-12樓及15樓-21樓 (不設13樓及14樓)

Description 描述	Unit 單位	
	A	B
Floor-to-floor height (refer to the height between the top surface of the structural slab of a floor and the top surface of the structural slab of its immediate upper floor) of each residential property (m) 每個住宅物業的層與層之間的高度 (指該樓層之石屎地台面與上一層石屎地台面之高度距離) (米)	3.275	
The thickness of the floor slabs (excluding plaster) of each residential property (mm) 每個住宅物業的樓板的厚度 (不包括灰泥) (毫米)	125, 150, 175	



LEGEND 圖例

A/C PLATFORM = Air Conditioner Platform 空調機平台  
AD = Air Duct 通風管道槽  
AF = Architectural Feature 建築裝飾  
AF ABOVE = Architectural Feature Above 上層建築裝飾  
B = Bathroom 浴室  
BAL = Balcony 露台  
BR = Bedroom 睡房  
BW = Bay Window 窗台  
CANOPY = 簷篷  
CD = Cable Duct 電線管道槽  
COMMON FLAT ROOF = 公用平台  
CORRIDOR = 走廊  
D = Down 下  
DIN = Dining Room 飯廳  
DOG HOUSE = Mechanical & Electrical Services Duct connecting to the Floor Below 連接下層的機電設施管道  
ELV = Extra Low Voltage Duct 低電壓管道  
EMC = Electricity Meter Cabinet 電錶箱

EMR = Electricity Meter Room 電錶房  
FAMILY ROOM = 家庭廳  
FAN ROOM = 風扇房  
FIREMAN'S LIFT LOBBY = 消防員升降機大堂  
FLAT ROOF = 平台  
FOYER = 前廳  
FRESH AIR FAN ROOM = 鮮風機房  
FS = Fire Services 消防設施  
KIT = Kitchen 廚房  
LIFT = 升降機  
LIFT LOBBY = 升降機大堂  
LIFT SHAFT = 升降機槽  
LIV = Living Room 客廳  
LAV = Lavatory 洗手間  
MAF = Metal Architectural Feature 金屬建築裝飾  
MBR = Master Bedroom 主人睡房  
MB = Master Bathroom 主人房浴室  
MC = Metal Cladding 金屬面板  
PANTRY = 備餐間

PD = Pipe Duct 管道槽  
POOL DECK = 池畔平台  
REFUGE AREA = 庇護地點  
ROOF = 天台  
RS & MRR = Refuse Storage & Material Recovery Room 垃圾及物料回收房  
SKYLIGHT = 天窗  
SKYLIGHT ABOVE = 上層天窗  
STO = Store 儲物房  
SWIMMING POOL = 游泳池  
TOP OF BW = Top of Bay Window 下層窗台頂  
U = Up 上  
UTIL = Utility Room 工作室  
U/P = Utility Platform 工作平台  
WALK-IN CLOSET = 衣帽間  
WMC = Water Meter Cabinet 水錶箱

Notes :

- The internal areas of the residential properties on the upper floors will generally be slightly larger than those on the lower floors because of the reducing thickness of the structural walls on the upper floors.
- The dimensions in the floor plans are all structural dimensions in millimetre.
- The foyer (private lift lobby) forms part of a residential property, and is not a common part of the Development. The saleable area of this residential property specified in the section "Area of Residential Properties in the Development" includes the floor area of that foyer (private lift lobby).

備註：

- 因住宅物業的較高樓層的結構牆的厚度遞減，較高樓層的內部面積，一般比較低樓層的內部面積稍大。
- 樓面平面圖之尺規所列數字為以毫米標示之建築結構尺寸。
- 前廳(私人升降機大堂)屬住宅物業一部分，並非發展項目之公用部分。「發展項目中的住宅物業的面積」一節所列該住宅物業之實用面積包括該前廳(私人升降機大堂)之樓面面積。

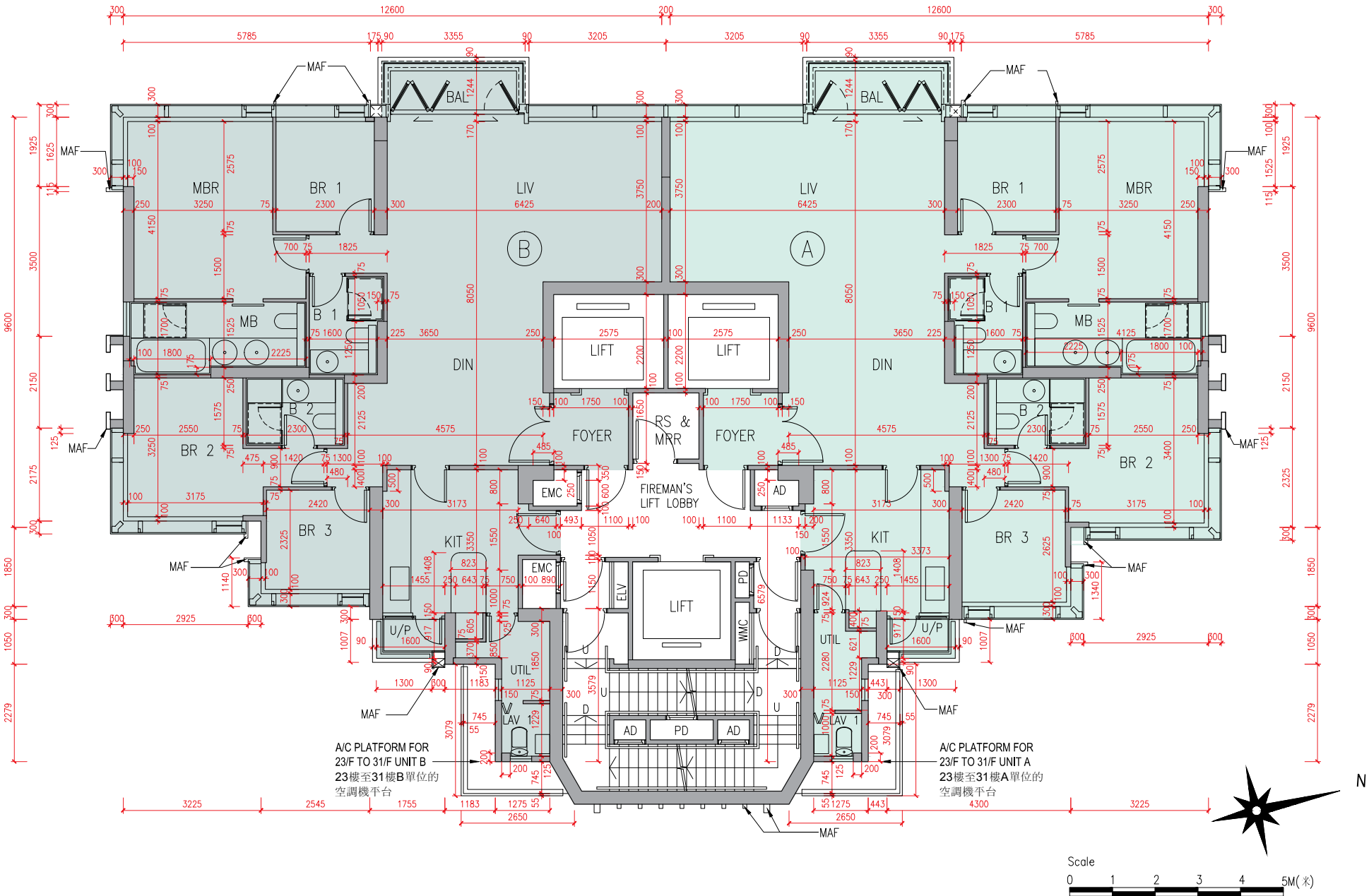


Floor plans of residential properties in the development

發展項目的住宅物業的樓面平面圖

TOWER 1 23/F & 25/F-31/F (24/F is omitted)  
第1座 23樓及25樓-31樓 (不設24樓)

Description 描述		Unit 單位	
		A	B
Floor-to-floor height (refer to the height between the top surface of the structural slab of a floor and the top surface of the structural slab of its immediate upper floor) of each residential property (m) 每個住宅物業的層與層之間的高度 (指該樓層之石屎地台面與上一層石屎地台面之高度距離) (米)	23/F 23樓	2.950, 3.450, 3.500	
	25/F-30/F 25樓-30樓	3.500	
	31/F 31樓	3.150, 3.500	3.500
The thickness of the floor slabs (excluding plaster) of each residential property (mm) 每個住宅物業的樓板的厚度 (不包括灰泥) (毫米)		125, 150, 250	



LEGEND 圖例

A/C PLATFORM = Air Conditioner Platform 空調機平台  
AD = Air Duct 通風管道槽  
AF = Architectural Feature 建築裝飾  
AF ABOVE = Architectural Feature Above 上層建築裝飾  
B = Bathroom 浴室  
BAL = Balcony 露台  
BR = Bedroom 睡房  
BW = Bay Window 窗台  
CANOPY = 簷篷  
CD = Cable Duct 電線管道槽  
COMMON FLAT ROOF = 公用平台  
CORRIDOR = 走廊  
D = Down 下  
DIN = Dining Room 飯廳  
DOG HOUSE = Mechanical & Electrical Services Duct connecting to the Floor Below 連接下層的機電設施管道  
ELV = Extra Low Voltage Duct 低電壓管道  
EMC = Electricity Meter Cabinet 電錶箱

EMR = Electricity Meter Room 電錶房  
FAMILY ROOM = 家庭廳  
FAN ROOM = 風扇房  
FIREMAN'S LIFT LOBBY = 消防員升降機大堂  
FLAT ROOF = 平台  
FOYER = 前廳  
FRESH AIR FAN ROOM = 鮮風機房  
FS = Fire Services 消防設施  
KIT = Kitchen 廚房  
LIFT = 升降機  
LIFT LOBBY = 升降機大堂  
LIFT SHAFT = 升降機槽  
LIV = Living Room 客廳  
LAV = Lavatory 洗手間  
MAF = Metal Architectural Feature 金屬建築裝飾  
MBR = Master Bedroom 主人睡房  
MB = Master Bathroom 主人房浴室  
MC = Metal Cladding 金屬面板  
PANTRY = 備餐間

PD = Pipe Duct 管道槽  
POOL DECK = 池畔平台  
REFUGE AREA = 庇護地點  
ROOF = 天台  
RS & MRR = Refuse Storage & Material Recovery Room 垃圾及物料回收房  
SKYLIGHT = 天窗  
SKYLIGHT ABOVE = 上層天窗  
STO = Store 儲物房  
SWIMMING POOL = 游泳池  
TOP OF BW = Top of Bay Window 下層窗台頂  
U = Up 上  
UTIL = Utility Room 工作室  
U/P = Utility Platform 工作平台  
WALK-IN CLOSET = 衣帽間  
WMC = Water Meter Cabinet 水錶箱

Notes :

- The internal areas of the residential properties on the upper floors will generally be slightly larger than those on the lower floors because of the reducing thickness of the structural walls on the upper floors.
- The dimensions in the floor plans are all structural dimensions in millimetre.
- The foyer (private lift lobby) forms part of a residential property, and is not a common part of the Development. The saleable area of this residential property specified in the section "Area of Residential Properties in the Development" includes the floor area of that foyer (private lift lobby).

備註：

- 因住宅物業的較高樓層的結構牆的厚度遞減，較高樓層的內部面積，一般比較低樓層的內部面積稍大。
- 樓面平面圖之尺規所列數字為以毫米標示之建築結構尺寸。
- 前廳(私人升降機大堂)屬住宅物業一部分，並非發展項目之公用部分。「發展項目中的住宅物業的面積」一節所列該住宅物業之實用面積包括該前廳(私人升降機大堂)之樓面面積。

Floor plans of residential properties in the development

發展項目的住宅物業的樓面平面圖

TOWER 1 32/F  
第1座 32樓

Description 描述	Unit 單位	
	A	B
Floor-to-floor height (refer to the height between the top surface of the structural slab of a floor and the top surface of the structural slab of its immediate upper floor) of each residential property (m) 每個住宅物業的層與層之間的高度 (指該樓層之石屎地台面與上一層石屎地台面之高度距離) (米)	3.500, 3.800	3.000, 3.500, 3.800
The thickness of the floor slabs (excluding plaster) of each residential property (mm) 每個住宅物業的樓板的厚度 (不包括灰泥) (毫米)	125, 150, 175	125, 150, 250

Layout in the latest approved building plans; for “as-is” layout, please refer to separate floor plan under this section  
最新經批准的建築圖則的布局，現時布局圖另載於本章節

LEGEND 圖例

A/C PLATFORM = Air Conditioner Platform 空調機平台  
AD = Air Duct 通風管道槽  
AF = Architectural Feature 建築裝飾  
AF ABOVE = Architectural Feature Above 上層建築裝飾  
B = Bathroom 浴室  
BAL = Balcony 露台  
BR = Bedroom 睡房  
BW = Bay Window 窗台  
CANOPY = 簷篷  
CD = Cable Duct 電線管道槽  
COMMON FLAT ROOF = 公用平台  
CORRIDOR = 走廊  
D = Down 下  
DIN = Dining Room 飯廳  
DOG HOUSE = Mechanical & Electrical Services Duct connecting to the Floor Below  
連接下層的機電設施管道  
ELV = Extra Low Voltage Duct 低電壓管道  
EMC = Electricity Meter Cabinet 電錶箱

EMR = Electricity Meter Room 電錶房  
FAMILY ROOM = 家庭廳  
FAN ROOM = 風扇房  
FIREMAN'S LIFT LOBBY = 消防員升降機大堂  
FLAT ROOF = 平台  
FOYER = 前廳  
FRESH AIR FAN ROOM = 鮮風機房  
FS = Fire Services 消防設施  
KIT = Kitchen 廚房  
LIFT = 升降機  
LIFT LOBBY = 升降機大堂  
LIFT SHAFT = 升降機槽  
LIV = Living Room 客廳  
LAV = Lavatory 洗手間  
MAF = Metal Architectural Feature 金屬建築裝飾  
MBR = Master Bedroom 主人睡房  
MB = Master Bathroom 主人房浴室  
MC = Metal Cladding 金屬面板  
PANTRY = 備餐間

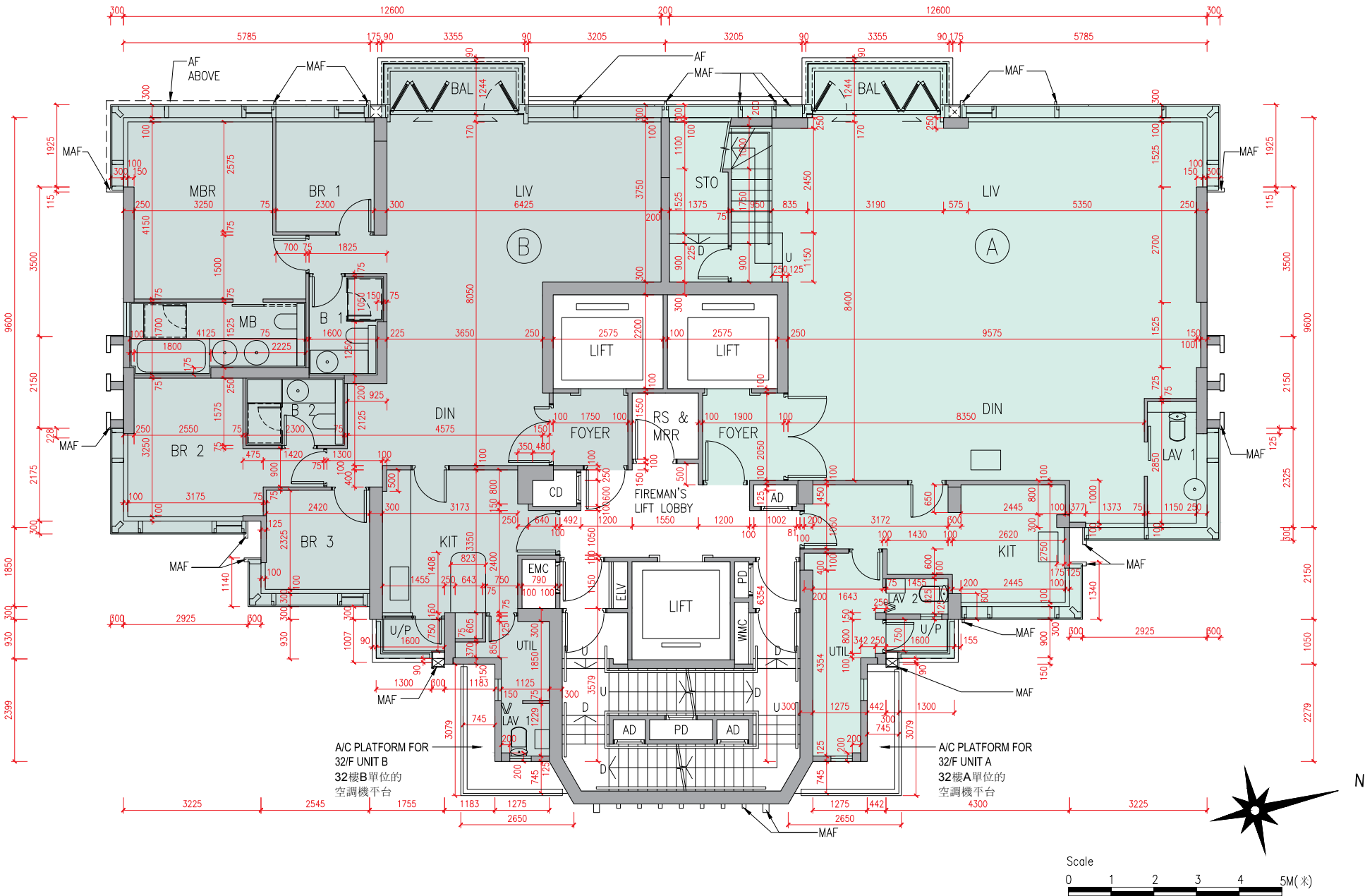
PD = Pipe Duct 管道槽  
POOL DECK = 池畔平台  
REFUGE AREA = 庇護地點  
ROOF = 天台  
RS & MRR = Refuse Storage & Material Recovery Room 垃圾及物料回收房  
SKYLIGHT = 天窗  
SKYLIGHT ABOVE = 上層天窗  
STO = Store 儲物房  
SWIMMING POOL = 游泳池  
TOP OF BW = Top of Bay Window 下層窗台頂  
U = Up 上  
UTIL = Utility Room 工作室  
U/P = Utility Platform 工作平台  
WALK-IN CLOSET = 衣帽間  
WMC = Water Meter Cabinet 水錶箱

Notes :

- The internal areas of the residential properties on the upper floors will generally be slightly larger than those on the lower floors because of the reducing thickness of the structural walls on the upper floors.
- The dimensions in the floor plans are all structural dimensions in millimetre.
- The foyer (private lift lobby) forms part of a residential property, and is not a common part of the Development. The saleable area of this residential property specified in the section “Area of Residential Properties in the Development” includes the floor area of that foyer (private lift lobby).

備註：

- 因住宅物業的較高樓層的結構牆的厚度遞減，較高樓層的內部面積，一般比較低樓層的內部面積稍大。
- 樓面平面圖之尺規所列數字為以毫米標示之建築結構尺寸。
- 前廳(私人升降機大堂)屬住宅物業一部分，並非發展項目之公用部分。「發展項目中的住宅物業的面積」一節所列出該住宅物業之實用面積包括該前廳(私人升降機大堂)之樓面面積。



## Floor plans of residential properties in the development

### 發展項目的住宅物業的樓面平面圖

#### TOWER 1 32/F 第1座 32樓

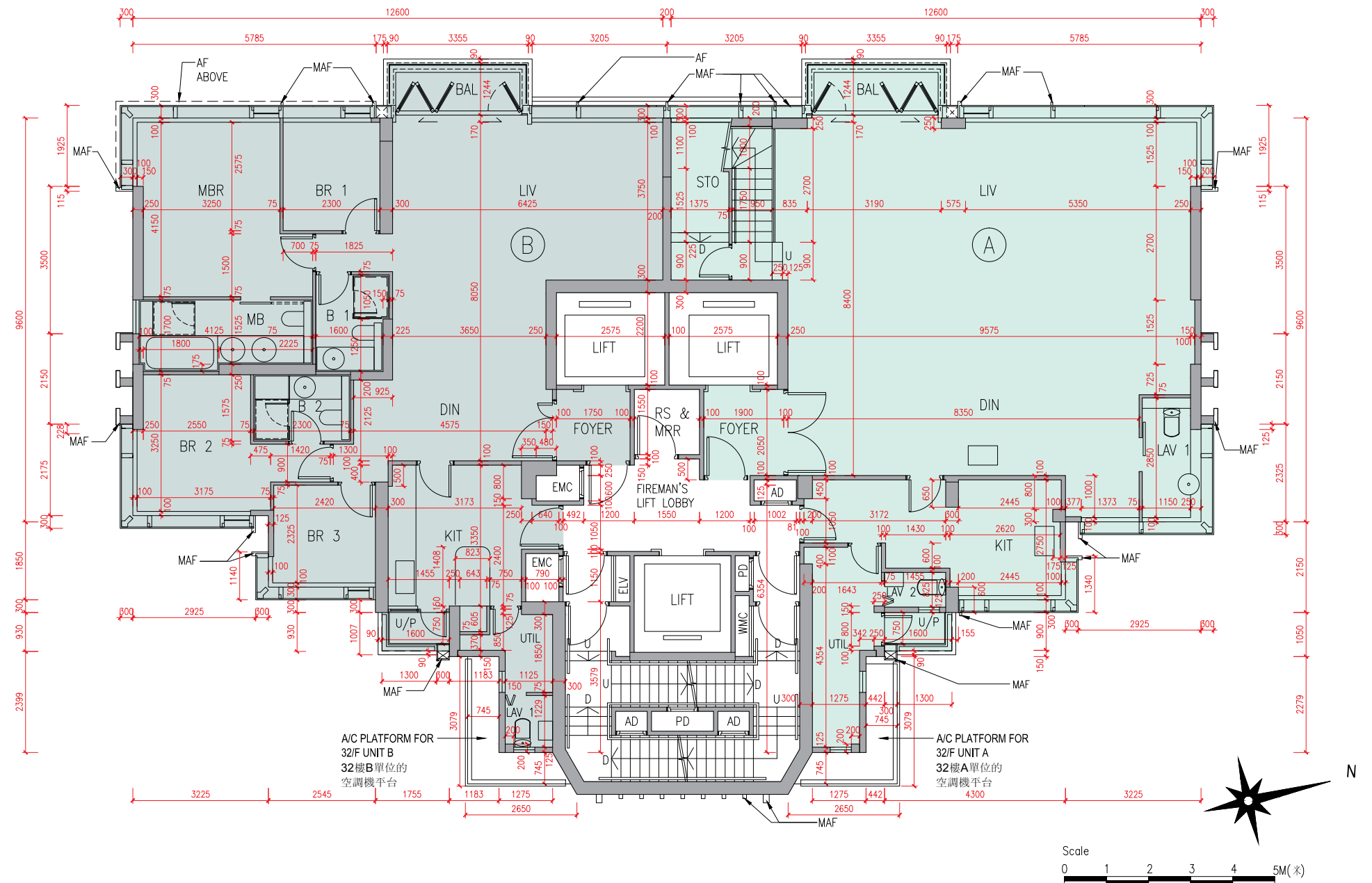
“As-is” layout with with minor works and/or exempted works carried out under the Buildings Ordinance  
小型工程及/或獲《建築物條例》豁免的工程進行後的現時布局

List of minor works and/or exempted works under the Buildings Ordinance (Cap.123) carried out at Unit A after completion of works as shown in the latest approved building plans:

- Handrail of internal staircase modified
- Protective barrier at internal staircase modified
- Steps of internal staircase modified

在最新經批准的建築圖則所顯示的工程完成後，按建築物條例(第123章)，於A單位作為小型工程及/或豁免工程進行的工程如下：

- 修改室內樓梯的扶手欄杆
- 修改室內樓梯的防護欄障
- 修改室內樓梯的梯級



Notes :

- The internal areas of the residential properties on the upper floors will generally be slightly larger than those on the lower floors because of the reducing thickness of the structural walls on the upper floors.
- The dimensions in the floor plans are all structural dimensions in millimetre.
- The foyer (private lift lobby) forms part of a residential property, and is not a common part of the Development. The saleable area of this residential property specified in the section “Area of Residential Properties in the Development” includes the floor area of that foyer (private lift lobby).

備註：

- 因住宅物業的較高樓層的結構牆的厚度遞減，較高樓層的內部面積，一般比較低樓層的內部面積稍大。
- 樓面平面圖之尺規所列數字為以毫米標示之建築結構尺寸。
- 前廳(私人升降機大堂)屬住宅物業一部分，並非發展項目之公用部分。「發展項目中的住宅物業的面積」一節所列出該住宅物業之實用面積包括該前廳(私人升降機大堂)之樓面面積。



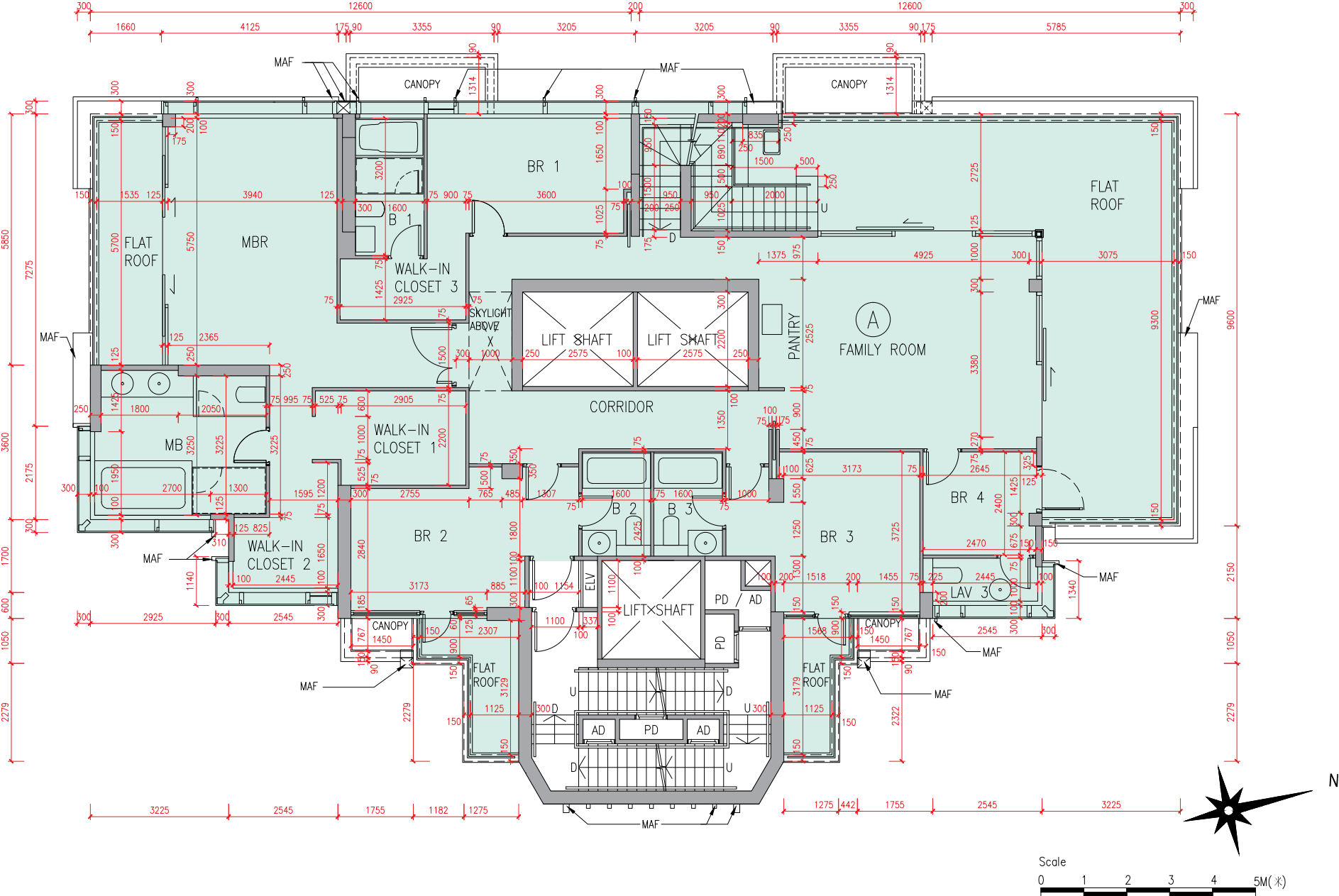
Floor plans of residential properties in the development

發展項目的住宅物業的樓面平面圖

TOWER 1 33/F  
第1座 33樓

Description 描述	Unit 單位
	A
Floor-to-floor height (refer to the height between the top surface of the structural slab of a floor and the top surface of the structural slab of its immediate upper floor) of each residential property (m) 每個住宅物業的層與層之間的高度 (指該樓層之石屎地台面與上一層石屎地台面之高度距離) (米)	3.500, 3.750
The thickness of the floor slabs (excluding plaster) of each residential property (mm) 每個住宅物業的樓板的厚度 (不包括灰泥) (毫米)	125, 150, 175

Layout in the latest approved building plans; for “as-is” layout, please refer to separate floor plan under this section  
最新經批准的建築圖則的布局，現時布局圖另載於本章節



LEGEND 圖例

A/C PLATFORM = Air Conditioner Platform 空調機平台  
AD = Air Duct 通風管道槽  
AF = Architectural Feature 建築裝飾  
AF ABOVE = Architectural Feature Above 上層建築裝飾  
B = Bathroom 浴室  
BAL = Balcony 露台  
BR = Bedroom 睡房  
BW = Bay Window 窗台  
CANOPY = 簷篷  
CD = Cable Duct 電線管道槽  
COMMON FLAT ROOF = 公用平台  
CORRIDOR = 走廊  
D = Down 下  
DIN = Dining Room 飯廳  
DOG HOUSE = Mechanical & Electrical Services Duct connecting to the Floor Below 連接下層的機電設施管道  
ELV = Extra Low Voltage Duct 低電壓管道  
EMC = Electricity Meter Cabinet 電錶箱

EMR = Electricity Meter Room 電錶房  
FAMILY ROOM = 家庭廳  
FAN ROOM = 風扇房  
FIREMAN'S LIFT LOBBY = 消防員升降機大堂  
FLAT ROOF = 平台  
FOYER = 前廳  
FRESH AIR FAN ROOM = 鮮風機房  
FS = Fire Services 消防設施  
KIT = Kitchen 廚房  
LIFT = 升降機  
LIFT LOBBY = 升降機大堂  
LIFT SHAFT = 升降機槽  
LIV = Living Room 客廳  
LAV = Lavatory 洗手間  
MAF = Metal Architectural Feature 金屬建築裝飾  
MBR = Master Bedroom 主人睡房  
MB = Master Bathroom 主人房浴室  
MC = Metal Cladding 金屬面板  
PANTRY = 備餐間

PD = Pipe Duct 管道槽  
POOL DECK = 池畔平台  
REFUGE AREA = 庇護地點  
ROOF = 天台  
RS & MRR = Refuse Storage & Material Recovery Room 垃圾及物料回收房  
SKYLIGHT = 天窗  
SKYLIGHT ABOVE = 上層天窗  
STO = Store 儲物房  
SWIMMING POOL = 游泳池  
TOP OF BW = Top of Bay Window 下層窗台頂  
U = Up 上  
UTIL = Utility Room 工作室  
U/P = Utility Platform 工作平台  
WALK-IN CLOSET = 衣帽間  
WMC = Water Meter Cabinet 水錶箱

- Notes :
- The internal areas of the residential properties on the upper floors will generally be slightly larger than those on the lower floors because of the reducing thickness of the structural walls on the upper floors.
  - The dimensions in the floor plans are all structural dimensions in millimetre.
- 備註：
- 因住宅物業的較高樓層的結構牆的厚度遞減，較高樓層的內部面積，一般比較低樓層的內部面積稍大。
  - 樓面平面圖之尺規所列數字為以毫米標示之建築結構尺寸。

# Floor plans of residential properties in the development

## 發展項目的住宅物業的樓面平面圖

### TOWER 1 33/F 第1座 33樓

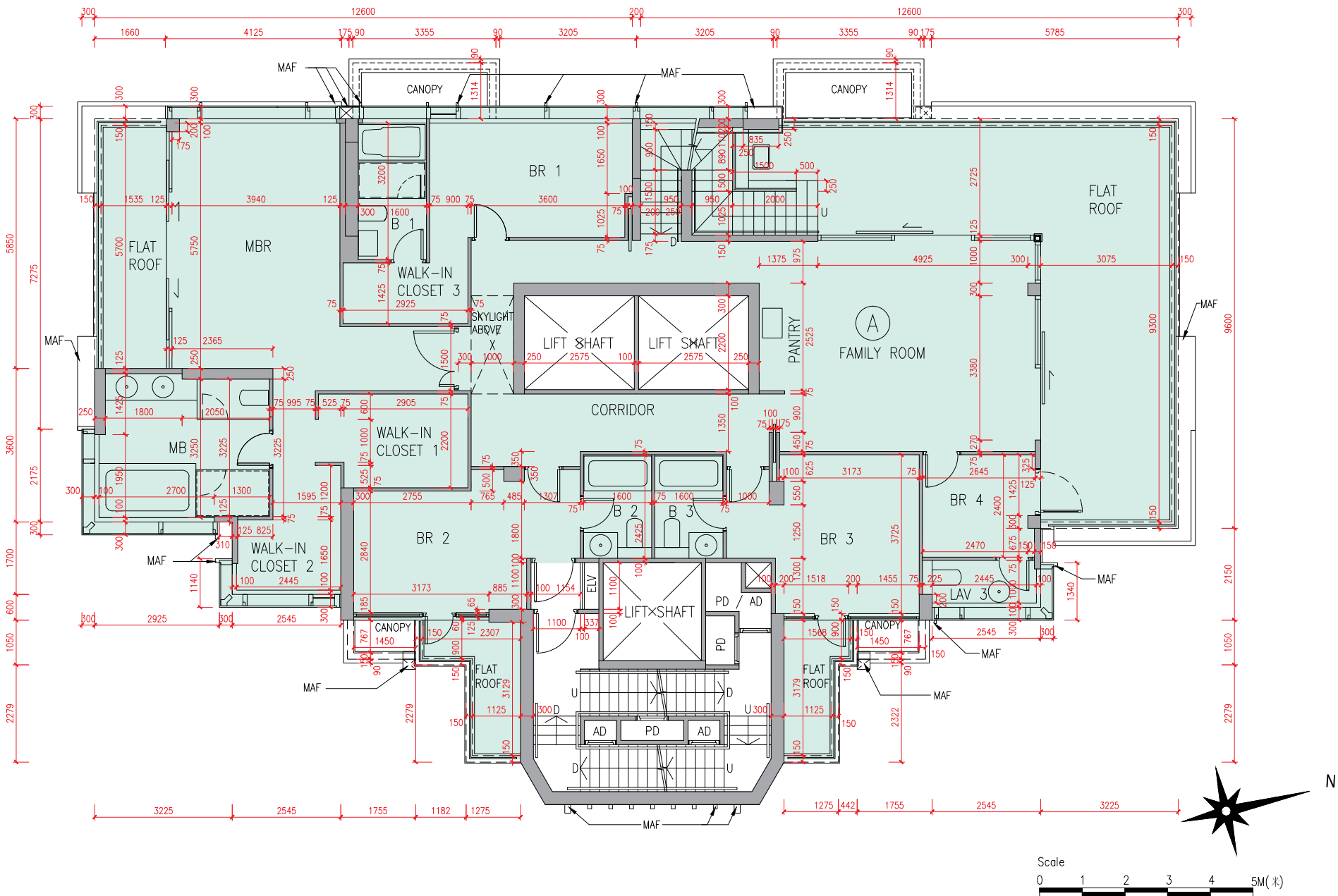
“As-is” layout with with minor works and/or exempted works carried out under the Buildings Ordinance  
小型工程及/或獲《建築物條例》豁免的工程進行後的現時布局

List of minor works and/or exempted works under the Buildings Ordinance (Cap.123) carried out at Unit A after completion of works as shown in the latest approved building plans:

- (a) Handrail of internal staircase modified
- (b) Handrail of external staircase modified
- (c) Steps of external staircase modified
- (d) Sink on flat roof relocated
- (e) Parapet wall near sink on flat roof added
- (f) Swing of door at Bedroom 2 changed

在最新經批准的建築圖則所顯示的工程完成後，按建築物條例(第123章)，於A單位作為小型工程及/或豁免工程進行的工程如下：

- (a) 修改室內樓梯的扶手欄杆
- (b) 修改室外樓梯的扶手欄杆
- (c) 修改室外樓梯的梯級
- (d) 平台上洗滌盆移位
- (e) 平台上洗滌盆附近加設矮牆
- (f) 更改睡房2門的掩門方向



Notes :

1. The internal areas of the residential properties on the upper floors will generally be slightly larger than those on the lower floors because of the reducing thickness of the structural walls on the upper floors.
2. The dimensions in the floor plans are all structural dimensions in millimetre.

備註：

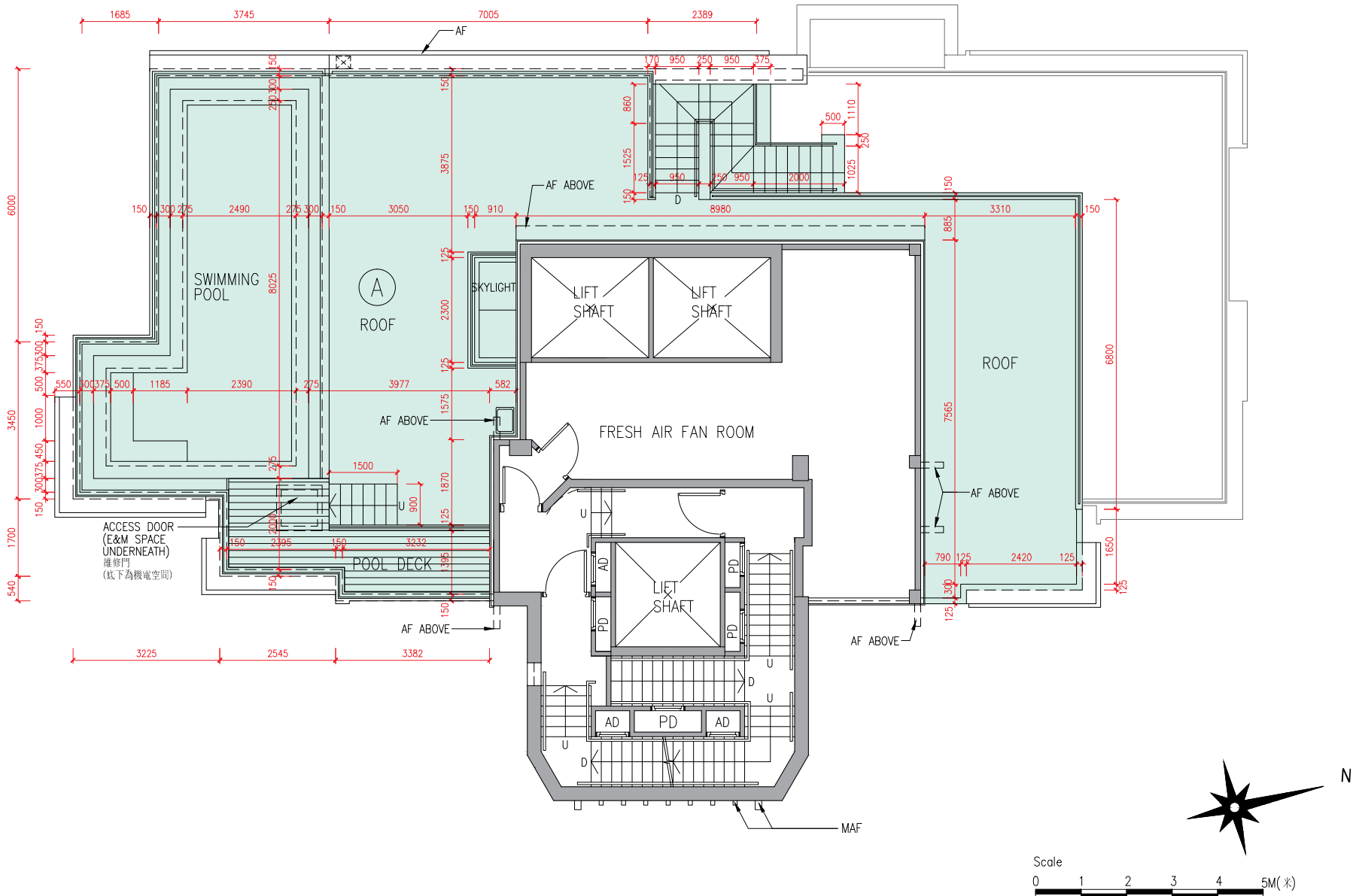
1. 因住宅物業的較高樓層的結構牆的厚度遞減，較高樓層的內部面積，一般比較低樓層的內部面積稍大。
2. 樓面平面圖之尺規所列數字為以毫米標示之建築結構尺寸。

# Floor plans of residential properties in the development

## 發展項目的住宅物業的樓面平面圖

### TOWER 1 第1座

### Roof 天台



#### LEGEND 圖例

A/C PLATFORM = Air Conditioner Platform 空調機平台  
AD = Air Duct 通風管道槽  
AF = Architectural Feature 建築裝飾  
AF ABOVE = Architectural Feature Above 上層建築裝飾  
B = Bathroom 浴室  
BAL = Balcony 露台  
BR = Bedroom 睡房  
BW = Bay Window 窗台  
CANOPY = 簷篷  
CD = Cable Duct 電線管道槽  
COMMON FLAT ROOF = 公用平台  
CORRIDOR = 走廊  
D = Down 下  
DIN = Dining Room 飯廳  
DOG HOUSE = Mechanical & Electrical Services Duct connecting to the Floor Below 連接下層的機電設施管道  
ELV = Extra Low Voltage Duct 低電壓管道  
EMC = Electricity Meter Cabinet 電錶箱

EMR = Electricity Meter Room 電錶房  
FAMILY ROOM = 家庭廳  
FAN ROOM = 風扇房  
FIREMAN'S LIFT LOBBY = 消防員升降機大堂  
FLAT ROOF = 平台  
FOYER = 前廳  
FRESH AIR FAN ROOM = 鮮風機房  
FS = Fire Services 消防設施  
KIT = Kitchen 廚房  
LIFT = 升降機  
LIFT LOBBY = 升降機大堂  
LIFT SHAFT = 升降機槽  
LIV = Living Room 客廳  
LAV = Lavatory 洗手間  
MAF = Metal Architectural Feature 金屬建築裝飾  
MBR = Master Bedroom 主人睡房  
MB = Master Bathroom 主人房浴室  
MC = Metal Cladding 金屬面板  
PANTRY = 備餐間

PD = Pipe Duct 管道槽  
POOL DECK = 池畔平台  
REFUGE AREA = 庇護地點  
ROOF = 天台  
RS & MRR = Refuse Storage & Material Recovery Room 垃圾及物料回收房  
SKYLIGHT = 天窗  
SKYLIGHT ABOVE = 上層天窗  
STO = Store 儲物房  
SWIMMING POOL = 游泳池  
TOP OF BW = Top of Bay Window 下層窗台頂  
U = Up 上  
UTIL = Utility Room 工作室  
U/P = Utility Platform 工作平台  
WALK-IN CLOSET = 衣帽間  
WMC = Water Meter Cabinet 水錶箱

Notes :  
1. The internal areas of the residential properties on the upper floors will generally be slightly larger than those on the lower floors because of the reducing thickness of the structural walls on the upper floors.  
2. The dimensions in the floor plans are all structural dimensions in millimetre.

備註：  
1. 因住宅物業的較高樓層的結構牆的厚度遞減，較高樓層的內部面積，一般比較低樓層的內部面積稍大。  
2. 樓面平面圖之尺規所列數字為以毫米標示之建築結構尺寸。

# Floor plans of residential properties in the development

## 發展項目的住宅物業的樓面平面圖

### TOWER 1 第1座      Roof 天台

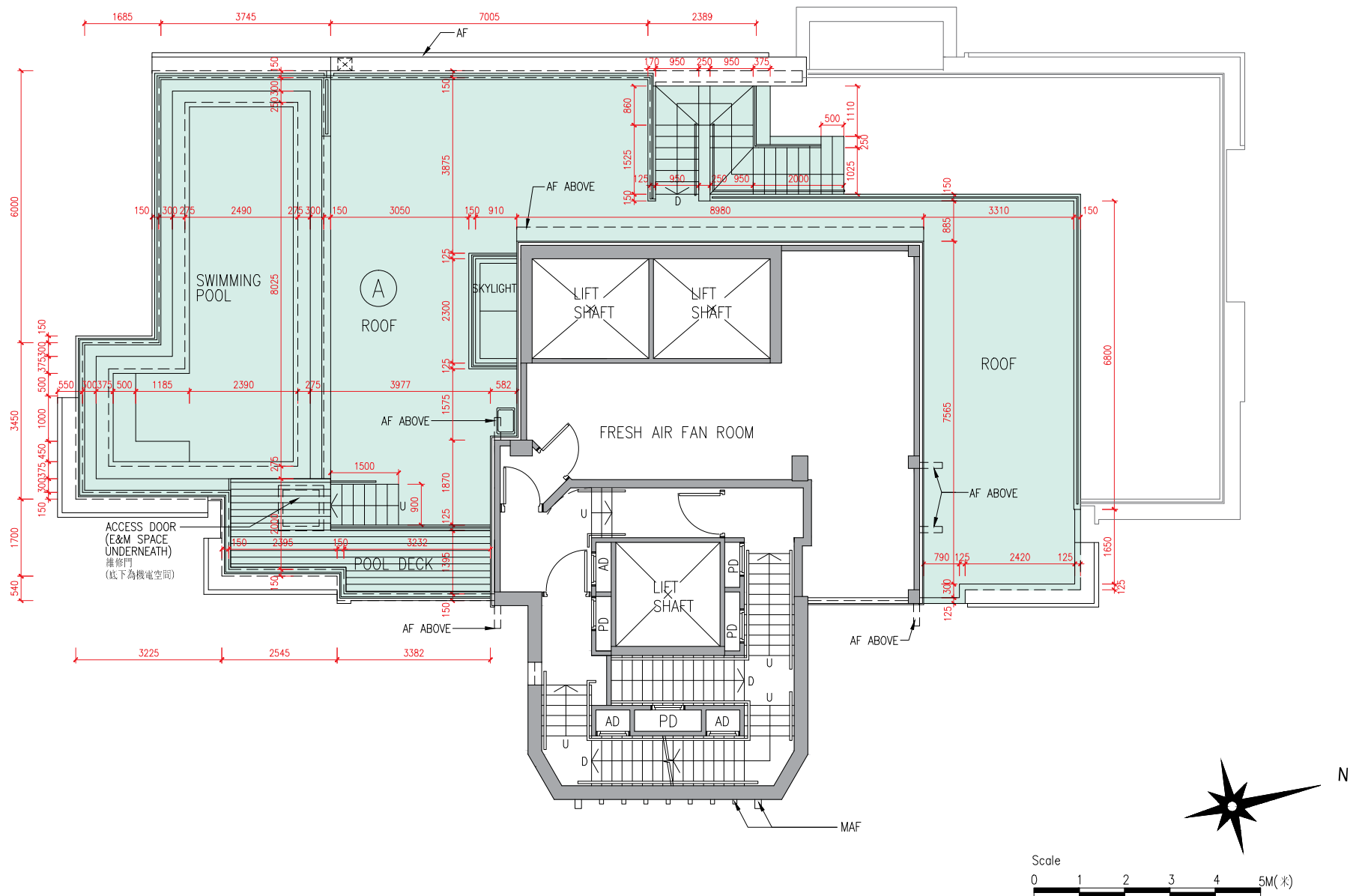
“As-is” layout with with minor works and/or exempted works carried out under the Buildings Ordinance  
小型工程及/或獲《建築物條例》豁免的工程進行後的現時布局

List of minor works and/or exempted works under the Buildings Ordinance (Cap.123) carried out at Unit A after completion of works as shown in the latest approved building plans:

- (a) Handrail at external staircase near swimming pool added
- (b) Glass balustrade near swimming pool added
- (c) Handrail of external staircase modified
- (d) Parapet wall near sink on flat roof added
- (e) Steps of external staircase modified

在最新經批准的建築圖則所顯示的工程完成後，按建築物條例(第123章)，於A單位作為小型工程及/或豁免工程進行的工程如下：

- (a) 游泳池附近加設室外樓梯的扶手欄杆
- (b) 游泳池附近加設玻璃欄杆
- (c) 修改室外樓梯的扶手欄杆
- (d) 平台上洗滌盆附近加設矮牆
- (e) 修改室外樓梯的梯級



Notes :

1. The internal areas of the residential properties on the upper floors will generally be slightly larger than those on the lower floors because of the reducing thickness of the structural walls on the upper floors.
2. The dimensions in the floor plans are all structural dimensions in millimetre.

備註：

1. 因住宅物業的較高樓層的結構牆的厚度遞減，較高樓層的內部面積，一般比較低樓層的內部面積稍大。
2. 樓面平面圖之尺規所列數字為以毫米標示之建築結構尺寸。

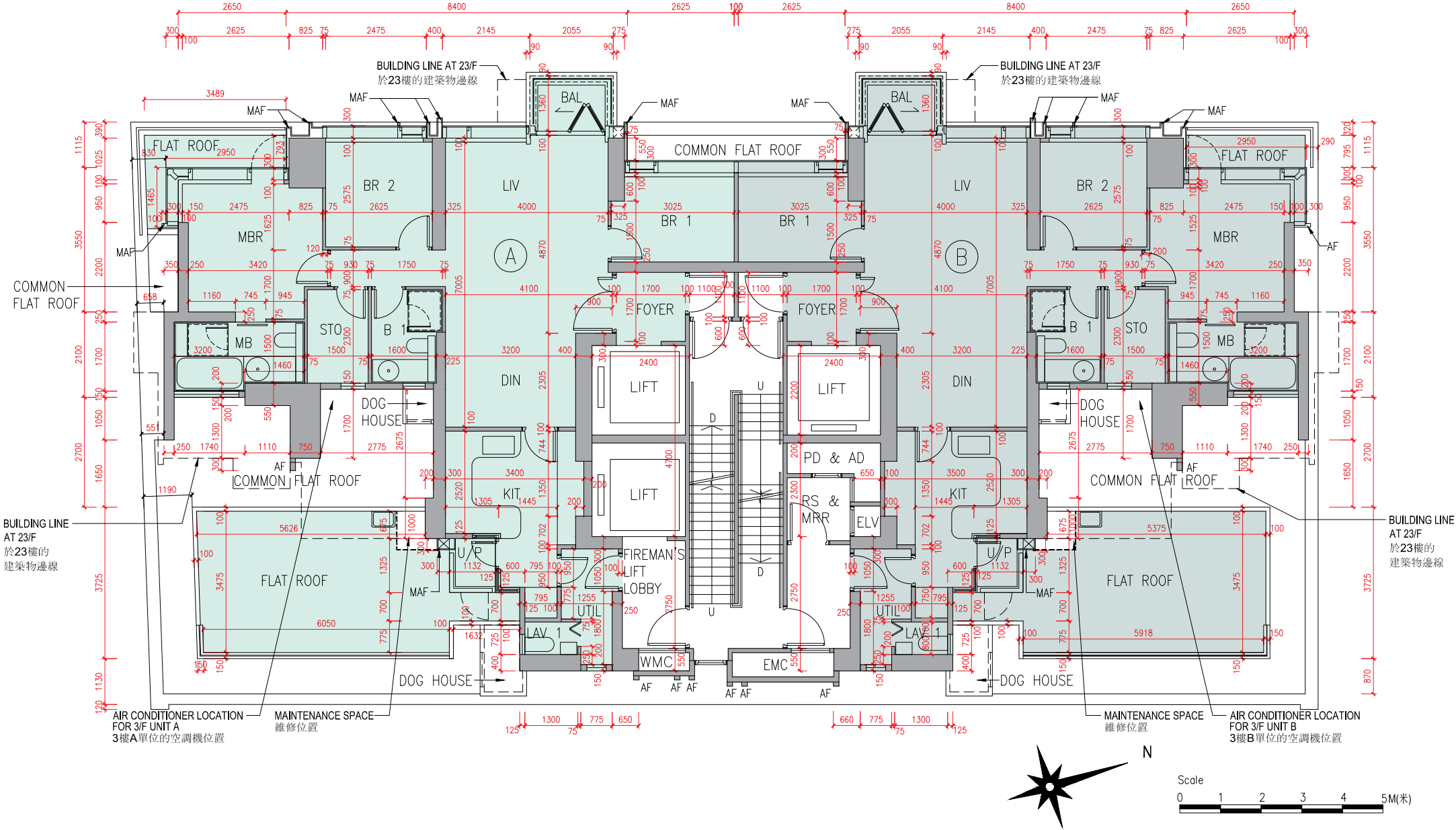


Floor plans of residential properties in the development

發展項目的住宅物業的樓面平面圖

TOWER 2 3/F  
第2座 3樓

Description 描述	Unit 單位	
	A	B
Floor-to-floor height (refer to the height between the top surface of the structural slab of a floor and the top surface of the structural slab of its immediate upper floor) of each residential property (m) 每個住宅物業的層與層之間的高度 (指該樓層之石屎地台面與上一層石屎地台面之高度距離) (米)	3.335	
The thickness of the floor slabs (excluding plaster) of each residential property (mm) 每個住宅物業的樓板的厚度 (不包括灰泥) (毫米)	125, 150	



LEGEND 圖例

A/C PLATFORM = Air Conditioner Platform 空調機平台  
AD = Air Duct 通風管道槽  
AF = Architectural Feature 建築裝飾  
AF ABOVE = Architectural Feature Above 上層建築裝飾  
B = Bathroom 浴室  
BAL = Balcony 露台  
BR = Bedroom 睡房  
BW = Bay Window 窗台  
CANOPY = 簷篷  
CD = Cable Duct 電線管道槽  
COMMON FLAT ROOF = 公用平台  
CORRIDOR = 走廊  
D = Down 下  
DIN = Dining Room 飯廳  
DOG HOUSE = Mechanical & Electrical Services Duct connecting to the Floor Below  
ELV = Extra Low Voltage Duct 低電壓管道  
EMC = Electricity Meter Cabinet 電錶箱

EMR = Electricity Meter Room 電錶房  
FAMILY ROOM = 家庭廳  
FAN ROOM = 風扇房  
FIREMAN'S LIFT LOBBY = 消防員升降機大堂  
FLAT ROOF = 平台  
FOYER = 前廳  
FRESH AIR FAN ROOM = 鮮風機房  
FS = Fire Services 消防設施  
KIT = Kitchen 廚房  
LIFT = 升降機  
LIFT LOBBY = 升降機大堂  
LIFT SHAFT = 升降機槽  
LIV = Living Room 客廳  
LAV = Lavatory 洗手間  
MAF = Metal Architectural Feature 金屬建築裝飾  
MBR = Master Bedroom 主人睡房  
MB = Master Bathroom 主人房浴室  
MC = Metal Cladding 金屬面板  
PANTRY = 備餐間

PD = Pipe Duct 管道槽  
POOL DECK = 池畔平台  
REFUGE AREA = 庇護地點  
ROOF = 天台  
RS & MRR = Refuse Storage & Material Recovery Room 垃圾及物料回收房  
SKYLIGHT = 天窗  
SKYLIGHT ABOVE = 上層天窗  
STO = Store 儲物房  
SWIMMING POOL = 游泳池  
TOP OF BW = Top of Bay Window 下層窗台頂  
U = Up 上  
UTIL = Utility Room 工作室  
U/P = Utility Platform 工作平台  
WALK-IN CLOSET = 衣帽間  
WMC = Water Meter Cabinet 水錶箱

Notes :

- The internal areas of the residential properties on the upper floors will generally be slightly larger than those on the lower floors because of the reducing thickness of the structural walls on the upper floors.
- The dimensions in the floor plans are all structural dimensions in millimetre.
- The foyer (private lift lobby) forms part of a residential property, and is not a common part of the Development. The saleable area of this residential property specified in the section "Area of Residential Properties in the Development" includes the floor area of that foyer (private lift lobby).

備註：

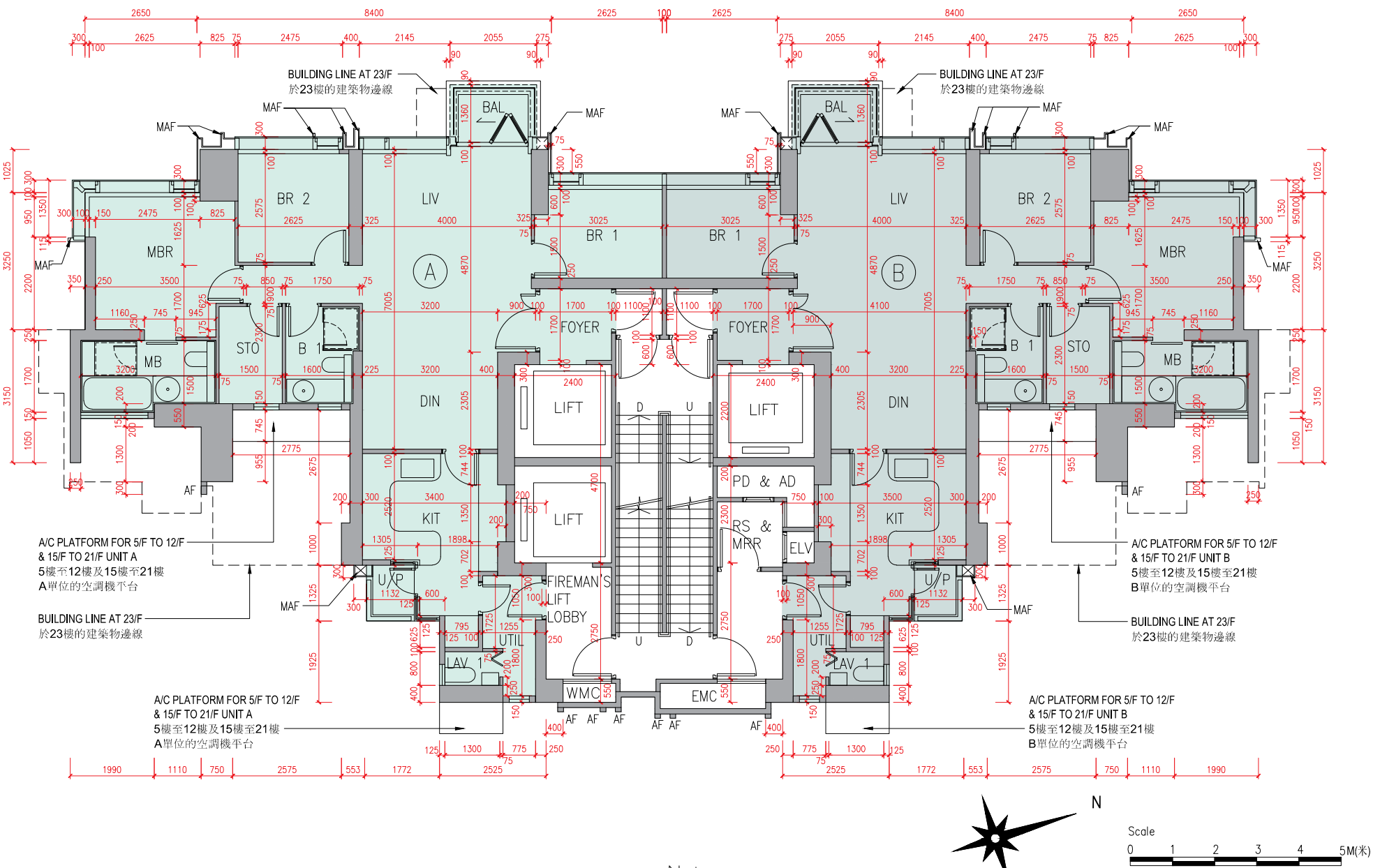
- 因住宅物業的較高樓層的結構牆的厚度遞減，較高樓層的內部面積，一般比較低樓層的內部面積稍大。
- 樓面平面圖之尺規所列數字為以毫米標示之建築結構尺寸。
- 前廳(私人升降機大堂)屬住宅物業一部分，並非發展項目之公用部分。「發展項目中的住宅物業的面積」一節所列該住宅物業之實用面積包括該前廳(私人升降機大堂)之樓面面積。

Floor plans of residential properties in the development

發展項目的住宅物業的樓面平面圖

TOWER 2 5/F-12/F & 15/F-21/F (13/F & 14/F are omitted)  
第2座 5樓-12樓及15樓-21樓 (不設13樓及14樓)

Description 描述	Unit 單位	
	A	B
Floor-to-floor height (refer to the height between the top surface of the structural slab of a floor and the top surface of the structural slab of its immediate upper floor) of each residential property (m) 每個住宅物業的層與層之間的高度 (指該樓層之石屎地台面與上一層石屎地台面之高度距離) (米)	3.335	
The thickness of the floor slabs (excluding plaster) of each residential property (mm) 每個住宅物業的樓板的厚度 (不包括灰泥) (毫米)	125, 150	



LEGEND 圖例

A/C PLATFORM = Air Conditioner Platform 空調機平台  
AD = Air Duct 通風管道槽  
AF = Architectural Feature 建築裝飾  
AF ABOVE = Architectural Feature Above 上層建築裝飾  
B = Bathroom 浴室  
BAL = Balcony 露台  
BR = Bedroom 睡房  
BW = Bay Window 窗台  
CANOPY = 簷篷  
CD = Cable Duct 電線管道槽  
COMMON FLAT ROOF = 公用平台  
CORRIDOR = 走廊  
D = Down 下  
DIN = Dining Room 飯廳  
DOG HOUSE = Mechanical & Electrical Services Duct connecting to the Floor Below  
ELV = Extra Low Voltage Duct 低電壓管道  
EMC = Electricity Meter Cabinet 電錶箱

EMR = Electricity Meter Room 電錶房  
FAMILY ROOM = 家庭廳  
FAN ROOM = 風扇房  
FIREMAN'S LIFT LOBBY = 消防員升降機大堂  
FLAT ROOF = 平台  
FOYER = 前廳  
FRESH AIR FAN ROOM = 鮮風機房  
FS = Fire Services 消防設施  
KIT = Kitchen 廚房  
LIFT = 升降機  
LIFT LOBBY = 升降機大堂  
LIFT SHAFT = 升降機槽  
LIV = Living Room 客廳  
LAV = Lavatory 洗手間  
MAF = Metal Architectural Feature 金屬建築裝飾  
MBR = Master Bedroom 主人睡房  
MB = Master Bathroom 主人房浴室  
MC = Metal Cladding 金屬面板  
PANTRY = 備餐間

PD = Pipe Duct 管道槽  
POOL DECK = 池畔平台  
REFUGE AREA = 庇護地點  
ROOF = 天台  
RS & MRR = Refuse Storage & Material Recovery Room 垃圾及物料回收房  
SKYLIGHT = 天窗  
SKYLIGHT ABOVE = 上層天窗  
STO = Store 儲物房  
SWIMMING POOL = 游泳池  
TOP OF BW = Top of Bay Window 下層窗台頂  
U = Up 上  
UTIL = Utility Room 工作室  
U/P = Utility Platform 工作平台  
WALK-IN CLOSET = 衣帽間  
WMC = Water Meter Cabinet 水錶箱

- Notes :
- The internal areas of the residential properties on the upper floors will generally be slightly larger than those on the lower floors because of the reducing thickness of the structural walls on the upper floors.
  - The dimensions in the floor plans are all structural dimensions in millimetre.
  - The foyer (private lift lobby) forms part of a residential property, and is not a common part of the Development. The saleable area of this residential property specified in the section "Area of Residential Properties in the Development" includes the floor area of that foyer (private lift lobby).
- 備註：
- 因住宅物業的較高樓層的結構牆的厚度遞減，較高樓層的內部面積，一般比較低樓層的內部面積稍大。
  - 樓面平面圖之尺規所列數字為以毫米標示之建築結構尺寸。
  - 前廳(私人升降機大堂)屬住宅物業一部分，並非發展項目之公用部分。「發展項目中的住宅物業的面積」一節所列該住宅物業之實用面積包括該前廳(私人升降機大堂)之樓面面積。

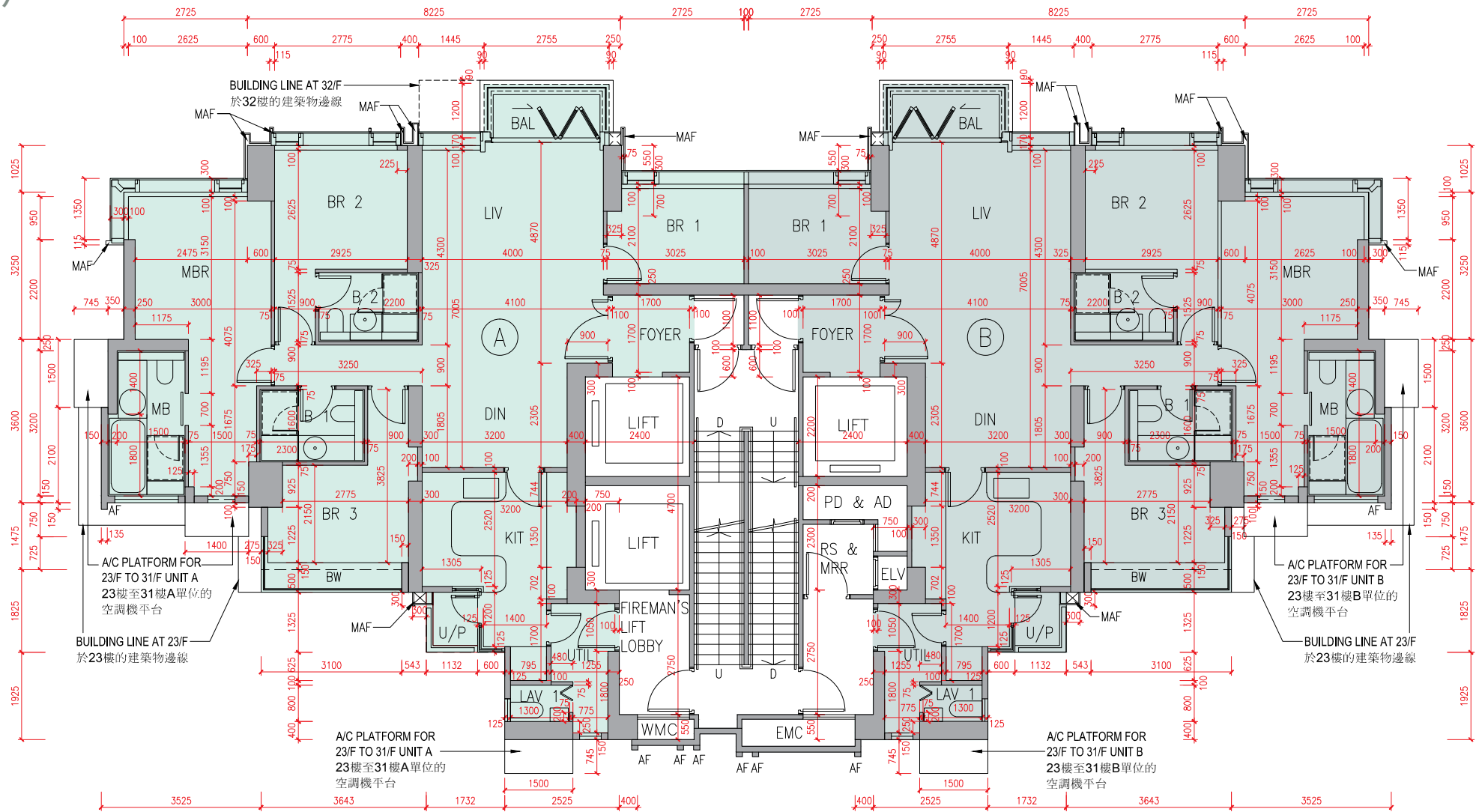


Floor plans of residential properties in the development

發展項目的住宅物業的樓面平面圖

TOWER 2 23/F & 25/F-31/F (24/F is omitted)  
第2座 23樓及25樓-31樓 (不設24樓)

Description 描述		Unit 單位	
		A	B
Floor-to-floor height (refer to the height between the top surface of the structural slab of a floor and the top surface of the structural slab of its immediate upper floor) of each residential property (m) 每個住宅物業的層與層之間的高度 (指該樓層之石屎地台面與上一層石屎地台面之高度距離) (米)	23/F & 25/F-30/F 23樓及25樓-30樓	3.500	
The thickness of the floor slabs (excluding plaster) of each residential property (mm) 每個住宅物業的樓板的厚度 (不包括灰泥) (毫米)	31/F 31樓	3050, 3.500	3.500



LEGEND 圖例

A/C PLATFORM = Air Conditioner Platform 空調機平台  
AD = Air Duct 通風管道槽  
AF = Architectural Feature 建築裝飾  
AF ABOVE = Architectural Feature Above 上層建築裝飾  
B = Bathroom 浴室  
BAL = Balcony 露台  
BR = Bedroom 睡房  
BW = Bay Window 窗台  
CANOPY = 簷篷  
CD = Cable Duct 電線管道槽  
COMMON FLAT ROOF = 公用平台  
CORRIDOR = 走廊  
D = Down 下  
DIN = Dining Room 飯廳  
DOG HOUSE = Mechanical & Electrical Services Duct connecting to the Floor Below 連接下層的機電設施管道  
ELV = Extra Low Voltage Duct 低電壓管道  
EMC = Electricity Meter Cabinet 電錶箱

EMR = Electricity Meter Room 電錶房  
FAMILY ROOM = 家庭廳  
FAN ROOM = 風扇房  
FIREMAN'S LIFT LOBBY = 消防員升降機大堂  
FLAT ROOF = 平台  
FOYER = 前廳  
FRESH AIR FAN ROOM = 鮮風機房  
FS = Fire Services 消防設施  
KIT = Kitchen 廚房  
LIFT = 升降機  
LIFT LOBBY = 升降機大堂  
LIFT SHAFT = 升降機槽  
LIV = Living Room 客廳  
LAV = Lavatory 洗手間  
MAF = Metal Architectural Feature 金屬建築裝飾  
MBR = Master Bedroom 主人睡房  
MB = Master Bathroom 主人房浴室  
MC = Metal Cladding 金屬面板  
PANTRY = 備餐間

PD = Pipe Duct 管道槽  
POOL DECK = 池畔平台  
REFUGE AREA = 庇護地點  
ROOF = 天台  
RS & MRR = Refuse Storage & Material Recovery Room 垃圾及物料回收房  
SKYLIGHT = 天窗  
SKYLIGHT ABOVE = 上層天窗  
STO = Store 儲物房  
SWIMMING POOL = 游泳池  
TOP OF BW = Top of Bay Window 下層窗台頂  
U = Up 上  
UTIL = Utility Room 工作室  
U/P = Utility Platform 工作平台  
WALK-IN CLOSET = 衣帽間  
WMC = Water Meter Cabinet 水錶箱

Notes :

- The internal areas of the residential properties on the upper floors will generally be slightly larger than those on the lower floors because of the reducing thickness of the structural walls on the upper floors.
- The dimensions in the floor plans are all structural dimensions in millimetre.
- The foyer (private lift lobby) forms part of a residential property, and is not a common part of the Development. The saleable area of this residential property specified in the section "Area of Residential Properties in the Development" includes the floor area of that foyer (private lift lobby).

備註：

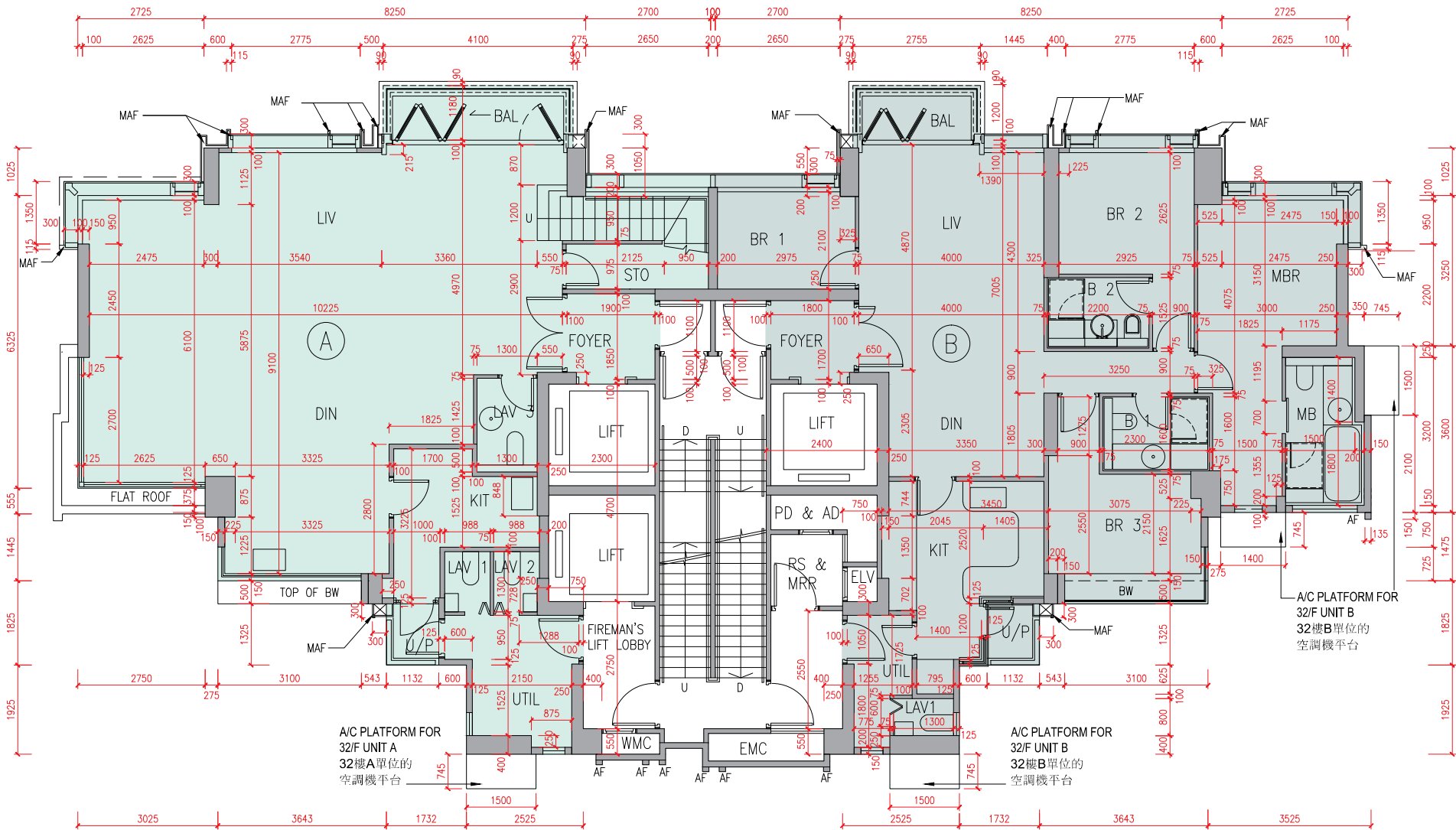
- 因住宅物業的較高樓層的結構牆的厚度遞減，較高樓層的內部面積，一般比較低樓層的內部面積稍大。
- 樓面平面圖之尺規所列數字為以毫米標示之建築結構尺寸。
- 前廳(私人升降機大堂)屬住宅物業一部分，並非發展項目之公用部分。「發展項目中的住宅物業的面積」一節所列該住宅物業之實用面積包括該前廳(私人升降機大堂)之樓面面積。

Floor plans of residential properties in the development

發展項目的住宅物業的樓面平面圖

TOWER 2 32/F  
第2座 32樓

Description 描述	Unit 單位	
	A	B
Floor-to-floor height (refer to the height between the top surface of the structural slab of a floor and the top surface of the structural slab of its immediate upper floor) of each residential property (m) 每個住宅物業的層與層之間的高度 (指該樓層之石屎地台面與上一層石屎地台面之高度距離) (米)	3.500, 3.800	3.375, 3.500, 3.800
The thickness of the floor slabs (excluding plaster) of each residential property (mm) 每個住宅物業的樓板的厚度 (不包括灰泥) (毫米)	125, 150, 200, 225	125, 150, 175



Layout in the latest approved building plans; for “as-is” layout, please refer to separate floor plan under this section  
最新經批准的建築圖則的布局，現時布局圖另載於本章節

LEGEND 圖例

A/C PLATFORM = Air Conditioner Platform 空調機平台  
AD = Air Duct 通風管道槽  
AF = Architectural Feature 建築裝飾  
AF ABOVE = Architectural Feature Above 上層建築裝飾  
B = Bathroom 浴室  
BAL = Balcony 露台  
BR = Bedroom 睡房  
BW = Bay Window 窗台  
CANOPY = 簷篷  
CD = Cable Duct 電線管道槽  
COMMON FLAT ROOF = 公用平台  
CORRIDOR = 走廊  
D = Down 下  
DIN = Dining Room 飯廳  
DOG HOUSE = Mechanical & Electrical Services Duct connecting to the Floor Below  
ELV = Extra Low Voltage Duct 低電壓管道  
EMC = Electricity Meter Cabinet 電錶箱

EMR = Electricity Meter Room 電錶房  
FAMILY ROOM = 家庭廳  
FAN ROOM = 風扇房  
FIREMAN'S LIFT LOBBY = 消防員升降機大堂  
FLAT ROOF = 平台  
FOYER = 前廳  
FRESH AIR FAN ROOM = 鮮風機房  
FS = Fire Services 消防設施  
KIT = Kitchen 廚房  
LIFT = 升降機  
LIFT LOBBY = 升降機大堂  
LIFT SHAFT = 升降機槽  
LIV = Living Room 客廳  
LAV = Lavatory 洗手間  
MAF = Metal Architectural Feature 金屬建築裝飾  
MBR = Master Bedroom 主人睡房  
MB = Master Bathroom 主人房浴室  
MC = Metal Cladding 金屬面板  
PANTRY = 備餐間

PD = Pipe Duct 管道槽  
POOL DECK = 池畔平台  
REFUGE AREA = 庇護地點  
ROOF = 天台  
RS & MRR = Refuse Storage & Material Recovery Room 垃圾及物料回收房  
SKYLIGHT = 天窗  
SKYLIGHT ABOVE = 上層天窗  
STO = Store 儲物房  
SWIMMING POOL = 游泳池  
TOP OF BW = Top of Bay Window 下層窗台頂  
U = Up 上  
UTIL = Utility Room 工作室  
U/P = Utility Platform 工作平台  
WALK-IN CLOSET = 衣帽間  
WMC = Water Meter Cabinet 水錶箱

Notes :

- The internal areas of the residential properties on the upper floors will generally be slightly larger than those on the lower floors because of the reducing thickness of the structural walls on the upper floors.
- The dimensions in the floor plans are all structural dimensions in millimetre.
- The foyer (private lift lobby) forms part of a residential property, and is not a common part of the Development. The saleable area of this residential property specified in the section “Area of Residential Properties in the Development” includes the floor area of that foyer (private lift lobby).

備註：

- 因住宅物業的較高樓層的結構牆的厚度遞減，較高樓層的內部面積，一般比較低樓層的內部面積稍大。
- 樓面平面圖之尺規所列數字為以毫米標示之建築結構尺寸。
- 前廳(私人升降機大堂)屬住宅物業一部分，並非發展項目之公用部分。「發展項目中的住宅物業的面積」一節所列出該住宅物業之實用面積包括該前廳(私人升降機大堂)之樓面面積。

# Floor plans of residential properties in the development

## 發展項目的住宅物業的樓面平面圖

### TOWER 2 32/F 第2座 32樓

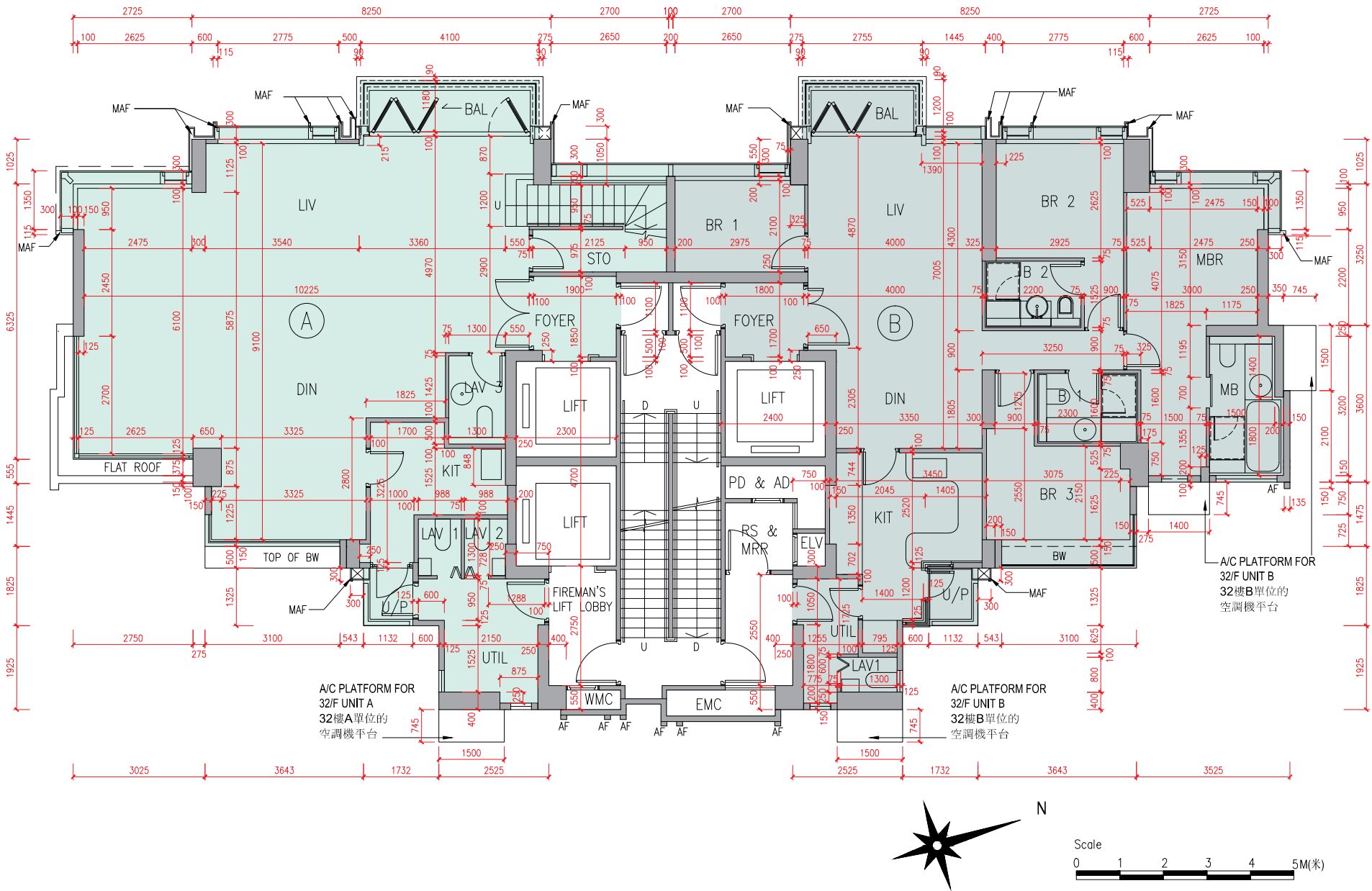
“As-is” layout with with minor works and/or exempted works carried out under the Buildings Ordinance  
小型工程及/或獲《建築物條例》豁免的工程進行後的現時布局

List of minor works and/or exempted works under the Buildings Ordinance (Cap.123) carried out at Unit A after completion of works as shown in the latest approved building plans:

- (a) Handrail of internal staircase modified
- (b) Protective barrier at internal staircase modified
- (c) Sink in Dining Room removed

在最新經批准的建築圖則所顯示的工程完成後，按建築物條例(第123章)，於A單位作為小型工程及/或豁免工程進行的工程如下：

- (a) 修改室內樓梯的扶手欄杆
- (b) 修改室內樓梯的防護欄障
- (c) 移除飯廳內的洗滌盆



Notes :

1. The internal areas of the residential properties on the upper floors will generally be slightly larger than those on the lower floors because of the reducing thickness of the structural walls on the upper floors.
2. The dimensions in the floor plans are all structural dimensions in millimetre.
3. The foyer (private lift lobby) forms part of a residential property, and is not a common part of the Development. The saleable area of this residential property specified in the section “Area of Residential Properties in the Development” includes the floor area of that foyer (private lift lobby).

備註：

1. 因住宅物業的較高樓層的結構牆的厚度遞減，較高樓層的內部面積，一般比較低樓層的內部面積稍大。
2. 樓面平面圖之尺規所列數字為以毫米標示之建築結構尺寸。
3. 前廳(私人升降機大堂)屬住宅物業一部分，並非發展項目之公用部分。「發展項目中的住宅物業的面積」一節所列出該住宅物業之實用面積包括該前廳(私人升降機大堂)之樓面面積。

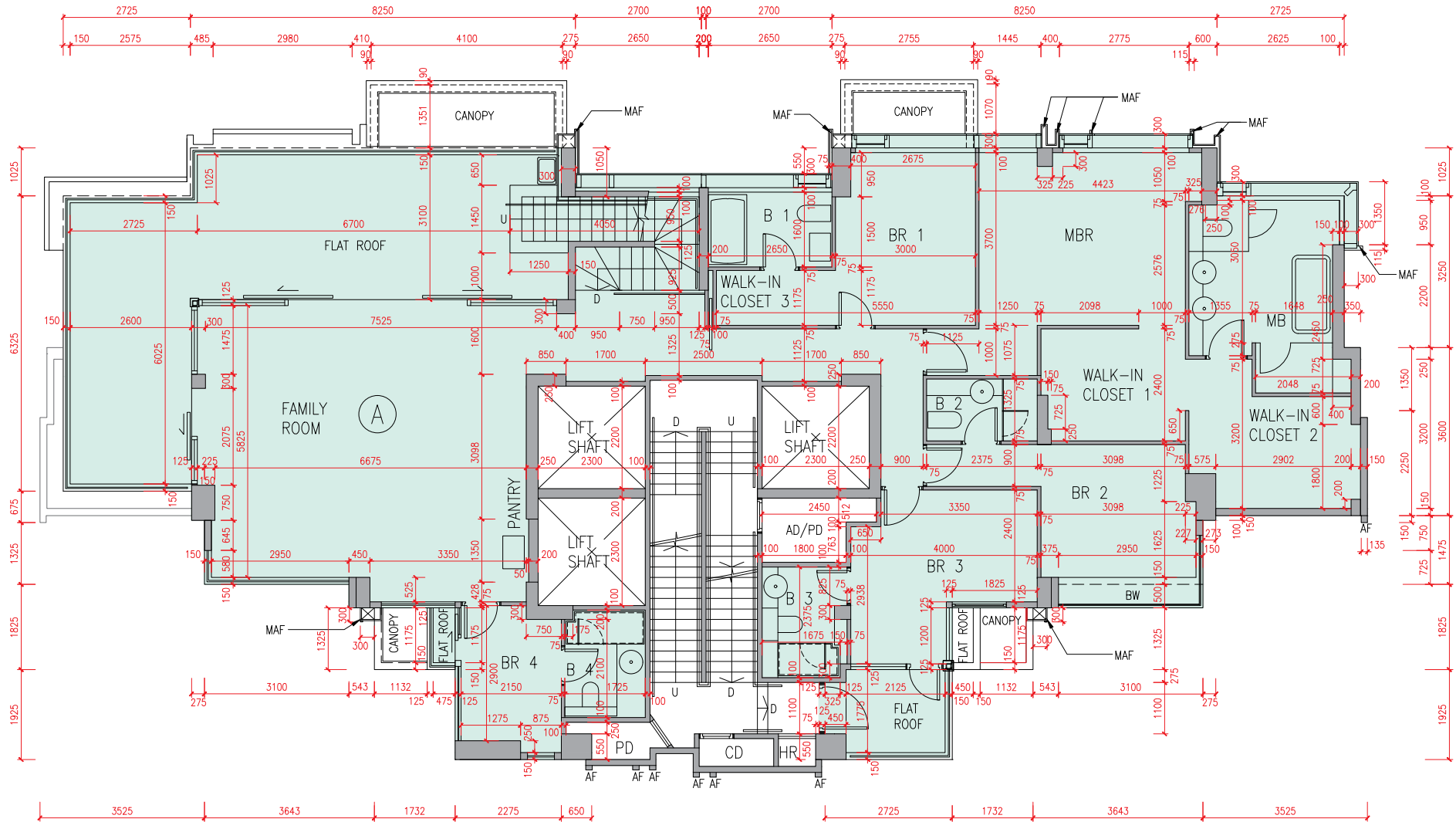


Floor plans of residential properties in the development

發展項目的住宅物業的樓面平面圖

TOWER 2 33/F  
第2座 33樓

Description 描述	Unit 單位
	A
Floor-to-floor height (refer to the height between the top surface of the structural slab of a floor and the top surface of the structural slab of its immediate upper floor) of each residential property (m) 每個住宅物業的層與層之間的高度 (指該樓層之石屎地台面與上一層石屎地台面之高度距離) (米)	3.500, 3.800, 4.290
The thickness of the floor slabs (excluding plaster) of each residential property (mm) 每個住宅物業的樓板的厚度 (不包括灰泥) (毫米)	125, 150, 175, 225



Layout in the latest approved building plans; for “as-is” layout, please refer to separate floor plan under this section  
最新經批准的建築圖則的布局，現時布局圖另載於本章節

LEGEND 圖例

A/C PLATFORM = Air Conditioner Platform 空調機平台  
AD = Air Duct 通風管道槽  
AF = Architectural Feature 建築裝飾  
AF ABOVE = Architectural Feature Above 上層建築裝飾  
B = Bathroom 浴室  
BAL = Balcony 露台  
BR = Bedroom 睡房  
BW = Bay Window 窗台  
CANOPY = 簷篷  
CD = Cable Duct 電線管道槽  
COMMON FLAT ROOF = 公用平台  
CORRIDOR = 走廊  
D = Down 下  
DIN = Dining Room 飯廳  
DOG HOUSE = Mechanical & Electrical Services Duct connecting to the Floor Below 連接下層的機電設施管道  
ELV = Extra Low Voltage Duct 低電壓管道  
EMC = Electricity Meter Cabinet 電錶箱

EMR = Electricity Meter Room 電錶房  
FAMILY ROOM = 家庭廳  
FAN ROOM = 風扇房  
FIREMAN'S LIFT LOBBY = 消防員升降機大堂  
FLAT ROOF = 平台  
FOYER = 前廳  
FRESH AIR FAN ROOM = 鮮風機房  
FS = Fire Services 消防設施  
KIT = Kitchen 廚房  
LIFT = 升降機  
LIFT LOBBY = 升降機大堂  
LIFT SHAFT = 升降機槽  
LIV = Living Room 客廳  
LAV = Lavatory 洗手間  
MAF = Metal Architectural Feature 金屬建築裝飾  
MBR = Master Bedroom 主人睡房  
MB = Master Bathroom 主人房浴室  
MC = Metal Cladding 金屬面板  
PANTRY = 備餐間

PD = Pipe Duct 管道槽  
POOL DECK = 池畔平台  
REFUGE AREA = 庇護地點  
ROOF = 天台  
RS & MRR = Refuse Storage & Material Recovery Room 垃圾及物料回收房  
SKYLIGHT = 天窗  
SKYLIGHT ABOVE = 上層天窗  
STO = Store 儲物房  
SWIMMING POOL = 游泳池  
TOP OF BW = Top of Bay Window 下層窗台頂  
U = Up 上  
UTIL = Utility Room 工作室  
U/P = Utility Platform 工作平台  
WALK-IN CLOSET = 衣帽間  
WMC = Water Meter Cabinet 水錶箱

Notes :

- The internal areas of the residential properties on the upper floors will generally be slightly larger than those on the lower floors because of the reducing thickness of the structural walls on the upper floors.
- The dimensions in the floor plans are all structural dimensions in millimetre.

備註：

- 因住宅物業的較高樓層的結構牆的厚度遞減，較高樓層的內部面積，一般比較低樓層的內部面積稍大。
- 樓面平面圖之尺規所列數字為以毫米標示之建築結構尺寸。



# Floor plans of residential properties in the development

## 發展項目的住宅物業的樓面平面圖

### TOWER 2 33/F 第2座 33樓

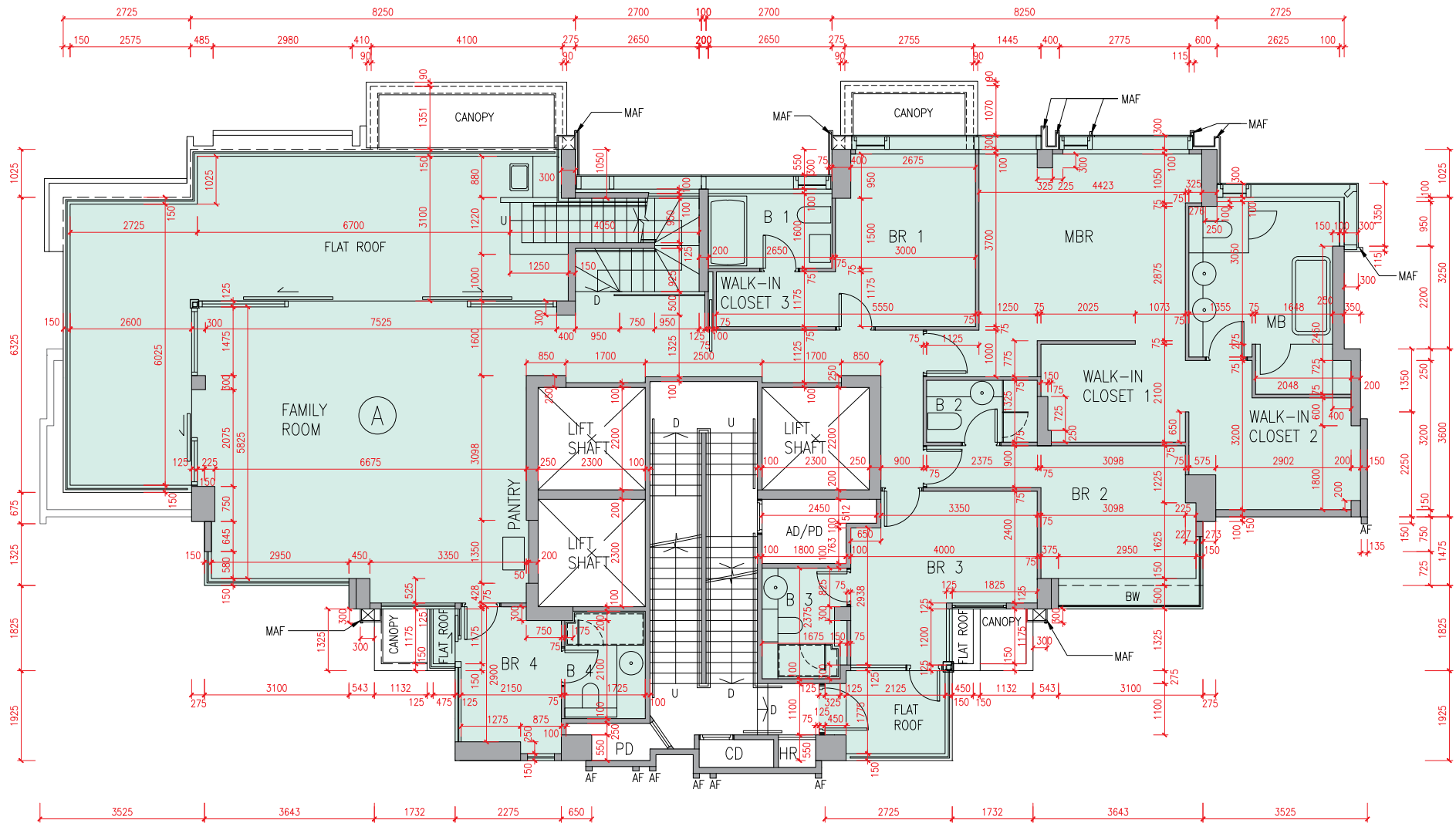
“As-is” layout with with minor works and/or exempted works carried out under the Buildings Ordinance  
小型工程及/或獲《建築物條例》豁免的工程進行後的現時布局

List of minor works and/or exempted works under the Buildings Ordinance (Cap.123) carried out at Unit A after completion of works as shown in the latest approved building plans:

- (a) Handrail of internal staircase modified
- (b) Handrail of external staircase modified
- (c) Steps of external staircase modified
- (d) Sink on flat roof relocated
- (e) Parapet wall near sink in flat roof added
- (f) Partition wall at Walk-in Closet 1 modified

在最新經批准的建築圖則所顯示的工程完成後，按建築物條例(第123章)，於A單位作為小型工程及/或豁免工程進行的工程如下：

- (a) 修改室內樓梯的扶手欄杆
- (b) 修改室外樓梯的扶手欄杆
- (c) 修改室外樓梯的梯級
- (d) 平台上洗滌盆移位
- (e) 平台上洗滌盆附近加設矮牆
- (f) 修改衣帽間1的間隔牆



Notes :

1. The internal areas of the residential properties on the upper floors will generally be slightly larger than those on the lower floors because of the reducing thickness of the structural walls on the upper floors.
2. The dimensions in the floor plans are all structural dimensions in millimetre.

備註：

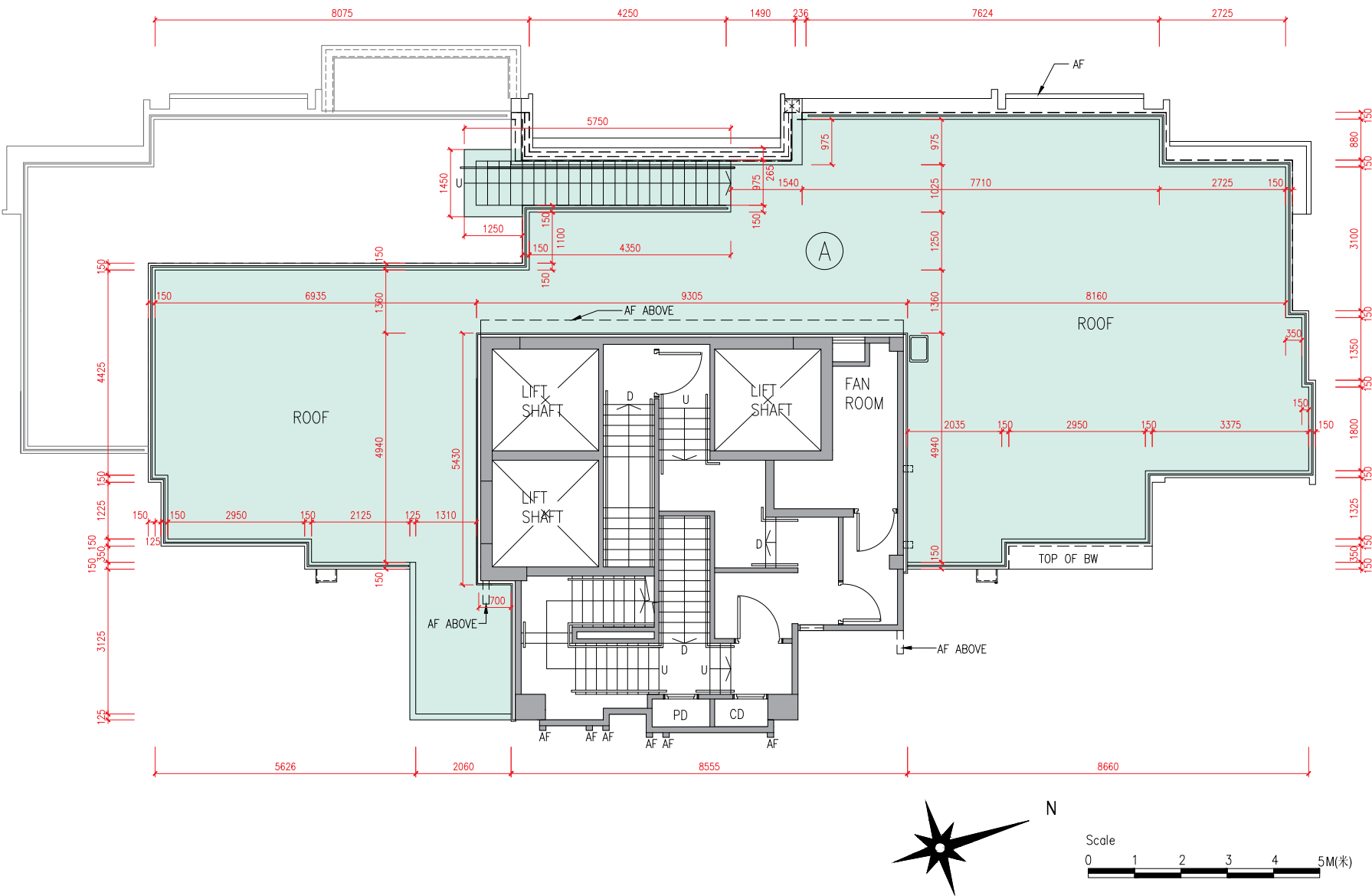
1. 因住宅物業的較高樓層的結構牆的厚度遞減，較高樓層的內部面積，一般比較低樓層的內部面積稍大。
2. 樓面平面圖之尺規所列數字為以毫米標示之建築結構尺寸。

Floor plans of residential properties in the development

發展項目的住宅物業的樓面平面圖

TOWER 2  
第2座

Roof  
天台



Layout in the latest approved building plans; for “as-is” layout, please refer to separate floor plan under this section  
最新經批准的建築圖則的布局，現時布局圖另載於本章節

LEGEND 圖例

A/C PLATFORM = Air Conditioner Platform 空調機平台  
AD = Air Duct 通風管道槽  
AF = Architectural Feature 建築裝飾  
AF ABOVE = Architectural Feature Above 上層建築裝飾  
B = Bathroom 浴室  
BAL = Balcony 露台  
BR = Bedroom 睡房  
BW = Bay Window 窗台  
CANOPY = 簷篷  
CD = Cable Duct 電線管道槽  
COMMON FLAT ROOF = 公用平台  
CORRIDOR = 走廊  
D = Down 下  
DIN = Dining Room 飯廳  
DOG HOUSE = Mechanical & Electrical Services Duct connecting to the Floor Below 連接下層的機電設施管道  
ELV = Extra Low Voltage Duct 低電壓管道  
EMC = Electricity Meter Cabinet 電錶箱

EMR = Electricity Meter Room 電錶房  
FAMILY ROOM = 家庭廳  
FAN ROOM = 風扇房  
FIREMAN'S LIFT LOBBY = 消防員升降機大堂  
FLAT ROOF = 平台  
FOYER = 前廳  
FRESH AIR FAN ROOM = 鮮風機房  
FS = Fire Services 消防設施  
KIT = Kitchen 廚房  
LIFT = 升降機  
LIFT LOBBY = 升降機大堂  
LIFT SHAFT = 升降機槽  
LIV = Living Room 客廳  
LAV = Lavatory 洗手間  
MAF = Metal Architectural Feature 金屬建築裝飾  
MBR = Master Bedroom 主人睡房  
MB = Master Bathroom 主人房浴室  
MC = Metal Cladding 金屬面板  
PANTRY = 備餐間

PD = Pipe Duct 管道槽  
POOL DECK = 池畔平台  
REFUGE AREA = 庇護地點  
ROOF = 天台  
RS & MRR = Refuse Storage & Material Recovery Room 垃圾及物料回收房  
SKYLIGHT = 天窗  
SKYLIGHT ABOVE = 上層天窗  
STO = Store 儲物房  
SWIMMING POOL = 游泳池  
TOP OF BW = Top of Bay Window 下層窗台頂  
U = Up 上  
UTIL = Utility Room 工作室  
U/P = Utility Platform 工作平台  
WALK-IN CLOSET = 衣帽間  
WMC = Water Meter Cabinet 水錶箱

Notes :  
1. The internal areas of the residential properties on the upper floors will generally be slightly larger than those on the lower floors because of the reducing thickness of the structural walls on the upper floors.  
2. The dimensions in the floor plans are all structural dimensions in millimetre.

備註：  
1. 因住宅物業的較高樓層的結構牆的厚度遞減，較高樓層的內部面積，一般比較低樓層的內部面積稍大。  
2. 樓面平面圖之尺規所列數字為以毫米標示之建築結構尺寸。

## Floor plans of residential properties in the development

### 發展項目的住宅物業的樓面平面圖

#### TOWER 2 Roof 第2座 天台

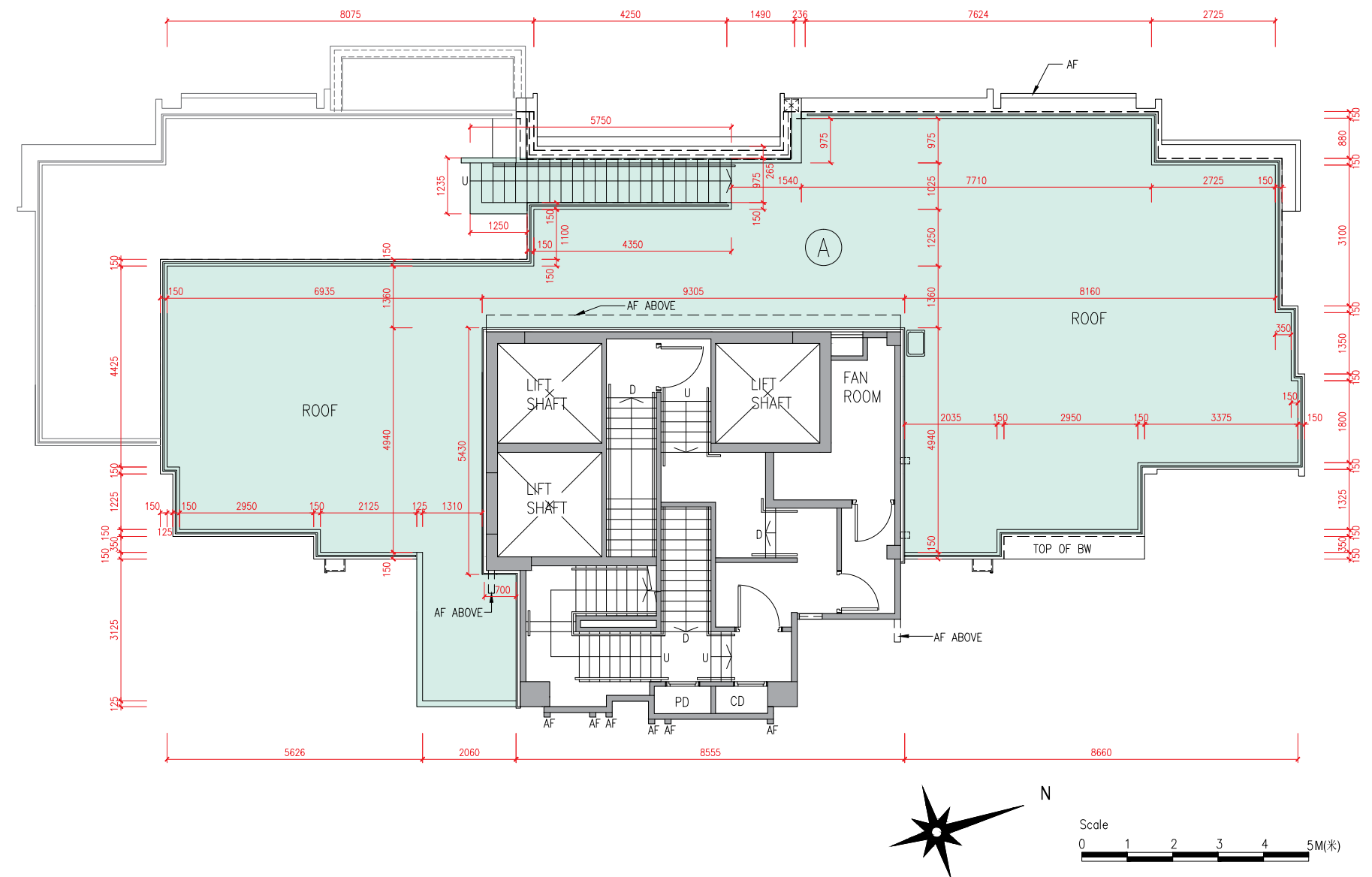
“As-is” layout with with minor works and/or exempted works carried out under the Buildings Ordinance  
小型工程及/或獲《建築物條例》豁免的工程進行後的現時布局

List of minor works and/or exempted works under the Buildings Ordinance (Cap.123) carried out at Unit A after completion of works as shown in the latest approved building plans:

- (a) Handrail of external staircase modified
- (b) Steps of external staircase modified

在最新經批准的建築圖則所顯示的工程完成後，按建築物條例(第123章)，於A單位作為小型工程及/或豁免工程進行的工程如下：

- (a) 修改室外樓梯的扶手欄杆
- (b) 修改室外樓梯的梯級



Notes :

1. The internal areas of the residential properties on the upper floors will generally be slightly larger than those on the lower floors because of the reducing thickness of the structural walls on the upper floors.
2. The dimensions in the floor plans are all structural dimensions in millimetre.

備註：

1. 因住宅物業的較高樓層的結構牆的厚度遞減，較高樓層的內部面積，一般比較低樓層的內部面積稍大。
2. 樓面平面圖之尺規所列數字為以毫米標示之建築結構尺寸。



Floor plans of residential properties in the development

發展項目的住宅物業的樓面平面圖

TOWER 3 5/F  
第3座 5樓

Description 描述	Unit 單位	
	A	B
Floor-to-floor height (refer to the height between the top surface of the structural slab of a floor and the top surface of the structural slab of its immediate upper floor) of each residential property (m) 每個住宅物業的層與層之間的高度 (指該樓層之石屎地台面與上一層石屎地台面之高度距離) (米)	3.270	
The thickness of the floor slabs (excluding plaster) of each residential property (mm) 每個住宅物業的樓板的厚度 (不包括灰泥) (毫米)	125, 150, 225	



LEGEND 圖例

A/C PLATFORM = Air Conditioner Platform 空調機平台  
AD = Air Duct 通風管道槽  
AF = Architectural Feature 建築裝飾  
AF ABOVE = Architectural Feature Above 上層建築裝飾  
B = Bathroom 浴室  
BAL = Balcony 露台  
BR = Bedroom 睡房  
BW = Bay Window 窗台  
CANOPY = 簷篷  
CD = Cable Duct 電線管道槽  
COMMON FLAT ROOF = 公用平台  
CORRIDOR = 走廊  
D = Down 下  
DIN = Dining Room 飯廳  
DOG HOUSE = Mechanical & Electrical Services Duct connecting to the Floor Below 連接下層的機電設施管道  
ELV = Extra Low Voltage Duct 低電壓管道  
EMC = Electricity Meter Cabinet 電錶箱  
EMR = Electricity Meter Room 電錶房  
FAMILY ROOM = 家庭廳  
FAN ROOM = 風扇房  
FIREMAN'S LIFT LOBBY = 消防員升降機大堂  
FLAT ROOF = 平台  
FOYER = 前廳  
FRESH AIR FAN ROOM = 鮮風機房  
FS = Fire Services 消防設施  
KIT = Kitchen 廚房  
LIFT = 升降機

LIFT LOBBY = 升降機大堂  
LIFT SHAFT = 升降機槽  
LIV = Living Room 客廳  
LAV = Lavatory 洗手間  
MAF = Metal Architectural Feature 金屬建築裝飾  
MBR = Master Bedroom 主人睡房  
MB = Master Bathroom 主人房浴室  
MC = Metal Cladding 金屬面板  
PANTRY = 備餐間  
PD = Pipe Duct 管道槽  
POOL DECK = 池畔平台  
REFUGE AREA = 庇護地點  
ROOF = 天台  
RS & MRR = Refuse Storage & Material Recovery Room 垃圾及物料回收房  
SKYLIGHT = 天窗  
SKYLIGHT ABOVE = 上層天窗  
STO = Store 儲物房  
SWIMMING POOL = 游泳池  
TOP OF BW = Top of Bay Window 下層窗台頂  
U = Up 上  
UTIL = Utility Room 工作室  
U/P = Utility Platform 工作平台  
WALK-IN CLOSET = 衣帽間  
WMC = Water Meter Cabinet 水錶箱

Notes :

- The internal areas of the residential properties on the upper floors will generally be slightly larger than those on the lower floors because of the reducing thickness of the structural walls on the upper floors.
- The dimensions in the floor plans are all structural dimensions in millimetre.

備註：

- 因住宅物業的較高樓層的結構牆的厚度遞減，較高樓層的內部面積，一般比較低樓層的內部面積稍大。
- 樓面平面圖之尺規所列數字為以毫米標示之建築結構尺寸。

Floor plans of residential properties in the development

發展項目的住宅物業的樓面平面圖

TOWER 3 6/F  
第3座 6樓

Description 描述	Unit 單位			
	A	B	C	D
Floor-to-floor height (refer to the height between the top surface of the structural slab of a floor and the top surface of the structural slab of its immediate upper floor) of each residential property (m) 每個住宅物業的層與層之間的高度 (指該樓層之石屎地台面與上一層石屎地台面之高度距離) (米)	3.270			
The thickness of the floor slabs (excluding plaster) of each residential property (mm) 每個住宅物業的樓板的厚度 (不包括灰泥) (毫米)	125, 150, 225	125, 135, 150, 200		

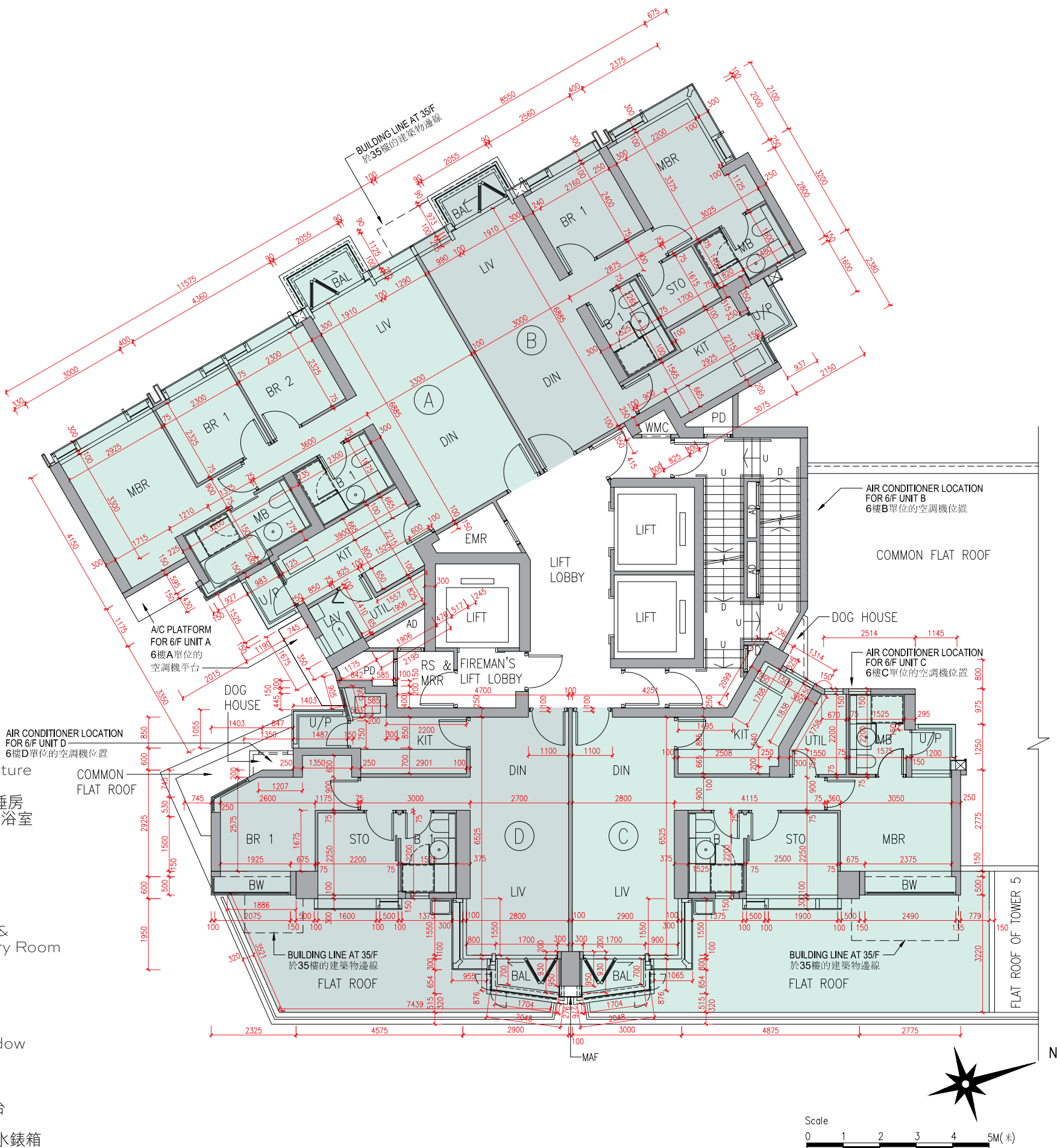
- Notes :
- The internal areas of the residential properties on the upper floors will generally be slightly larger than those on the lower floors because of the reducing thickness of the structural walls on the upper floors.
  - The dimensions in the floor plans are all structural dimensions in millimetre.

- 備註 :
- 因住宅物業的較高樓層的結構牆的厚度遞減，較高樓層的內部面積，一般比較低樓層的內部面積稍大。
  - 樓面平面圖之尺規所列數字為以毫米標示之建築結構尺寸。

LEGEND 圖例

A/C PLATFORM = Air Conditioner Platform 空調機平台  
AD = Air Duct 通風管道槽  
AF = Architectural Feature 建築裝飾  
AF ABOVE = Architectural Feature Above 上層建築裝飾  
B = Bathroom 浴室  
BAL = Balcony 露台  
BR = Bedroom 睡房  
BW = Bay Window 窗台  
CANOPY = 簷篷  
CD = Cable Duct 電線管道槽  
COMMON FLAT ROOF = 公用平台  
CORRIDOR = 走廊  
D = Down 下  
DIN = Dining Room 飯廳  
DOG HOUSE = Mechanical & Electrical Services Duct connecting to the Floor Below 連接下層的機電設施管道  
ELV = Extra Low Voltage Duct 低電壓管道  
EMC = Electricity Meter Cabinet 電錶箱  
EMR = Electricity Meter Room 電錶房  
FAMILY ROOM = 家庭廳  
FAN ROOM = 風扇房  
FIREMAN'S LIFT LOBBY = 消防員升降機大堂  
FLAT ROOF = 平台  
FOYER = 前廳  
FRESH AIR FAN ROOM = 鮮風機房  
FS = Fire Services 消防設施  
KIT = Kitchen 廚房  
LIFT = 升降機

LIFT LOBBY = 升降機大堂  
LIFT SHAFT = 升降機槽  
LIV = Living Room 客廳  
LAV = Lavatory 洗手間  
MAF = Metal Architectural Feature 金屬建築裝飾  
MBR = Master Bedroom 主人睡房  
MB = Master Bathroom 主人房浴室  
MC = Metal Cladding 金屬面板  
PANTRY = 備餐間  
PD = Pipe Duct 管道槽  
POOL DECK = 池畔平台  
REFUGE AREA = 庇護地點  
ROOF = 天台  
RS & MRR = Refuse Storage & Material Recovery Room 垃圾及物料回收房  
SKYLIGHT = 天窗  
SKYLIGHT ABOVE = 上層天窗  
STO = Store 儲物房  
SWIMMING POOL = 游泳池  
TOP OF BW = Top of Bay Window 下層窗台頂  
U = Up 上  
UTIL = Utility Room 工作室  
U/P = Utility Platform 工作平台  
WALK-IN CLOSET = 衣帽間  
WMC = Water Meter Cabinet 水錶箱





Floor plans of residential properties in the development

發展項目的住宅物業的樓面平面圖

TOWER 3 7/F-12/F, 15/F-23/F & 25/F-27/F (13/F, 14/F & 24/F are omitted)  
第3座 7樓-12樓, 15樓-23樓及25樓-27樓 (不設13樓、14樓及24樓)

Description 描述	Unit 單位			
	A	B	C	D
Floor-to-floor height (refer to the height between the top surface of the structural slab of a floor and the top surface of the structural slab of its immediate upper floor) of each residential property (m) 每個住宅物業的層與層之間的高度 (指該樓層之石屎地台面與上一層石屎地台面之高度距離) (米)	3.270			
The thickness of the floor slabs (excluding plaster) of each residential property (mm) 每個住宅物業的樓板的厚度 (不包括灰泥) (毫米)	125, 150, 225	125, 135, 150, 200		


- Notes :
- The internal areas of the residential properties on the upper floors will generally be slightly larger than those on the lower floors because of the reducing thickness of the structural walls on the upper floors.
  - The dimensions in the floor plans are all structural dimensions in millimetre.

- 備註 :
- 因住宅物業的較高樓層的結構牆的厚度遞減，較高樓層的內部面積，一般比較低樓層的內部面積稍大。
  - 樓面平面圖之尺規所列數字為以毫米標示之建築結構尺寸。

LEGEND 圖例

A/C PLATFORM = Air Conditioner Platform 空調機平台  
AD = Air Duct 通風管道槽  
AF = Architectural Feature 建築裝飾  
AF ABOVE = Architectural Feature Above 上層建築裝飾  
B = Bathroom 浴室  
BAL = Balcony 露台  
BR = Bedroom 睡房  
BW = Bay Window 窗台  
CANOPY = 簷篷  
CD = Cable Duct 電線管道槽  
COMMON FLAT ROOF = 公用平台  
CORRIDOR = 走廊  
D = Down 下  
DIN = Dining Room 飯廳  
DOG HOUSE = Mechanical & Electrical Services Duct connecting to the Floor Below 連接下層的機電設施管道  
ELV = Extra Low Voltage Duct 低電壓管道  
EMC = Electricity Meter Cabinet 電錶箱  
EMR = Electricity Meter Room 電錶房  
FAMILY ROOM = 家庭廳  
FAN ROOM = 風扇房  
FIREMAN'S LIFT LOBBY = 消防員升降機大堂  
FLAT ROOF = 平台  
FOYER = 前廳  
FRESH AIR FAN ROOM = 鮮風機房  
FS = Fire Services 消防設施  
KIT = Kitchen 廚房  
LIFT = 升降機

LIFT LOBBY = 升降機大堂  
LIFT SHAFT = 升降機槽  
LIV = Living Room 客廳  
LAV = Lavatory 洗手間  
MAF = Metal Architectural Feature 金屬建築裝飾  
MBR = Master Bedroom 主人睡房  
MB = Master Bathroom 主人房浴室  
MC = Metal Cladding 金屬面板  
PANTRY = 備餐間  
PD = Pipe Duct 管道槽  
POOL DECK = 池畔平台  
REFUGE AREA = 庇護地點  
ROOF = 天台  
RS & MRR = Refuse Storage & Material Recovery Room 垃圾及物料回收房  
SKYLIGHT = 天窗  
SKYLIGHT ABOVE = 上層天窗  
STO = Store 儲物房  
SWIMMING POOL = 游泳池  
TOP OF BW = Top of Bay Window 下層窗台頂  
U = Up 上  
UTIL = Utility Room 工作室  
U/P = Utility Platform 工作平台  
WALK-IN CLOSET = 衣帽間  
WMC = Water Meter Cabinet 水錶箱





Floor plans of residential properties in the development

發展項目的住宅物業的樓面平面圖

TOWER 3 28/F-33/F  
第3座 28樓-33樓

Description 描述		Unit 單位			
		A	B	C	D
Floor-to-floor height (refer to the height between the top surface of the structural slab of a floor and the top surface of the structural slab of its immediate upper floor) of each residential property (m) 每個住宅物業的層與層之間的高度 (指該樓層之石屎地台面與上一層石屎地台面之高度距離) (米)	28/F-32/F 28樓-32樓	3.270			
	33/F 33樓	3.145, 3.270, 3.570	3.220, 3.270, 3.570		
The thickness of the floor slabs (excluding plaster) of each residential property (mm) 每個住宅物業的樓板的厚度 (不包括灰泥) (毫米)		125, 150, 225		125, 135, 150, 200	

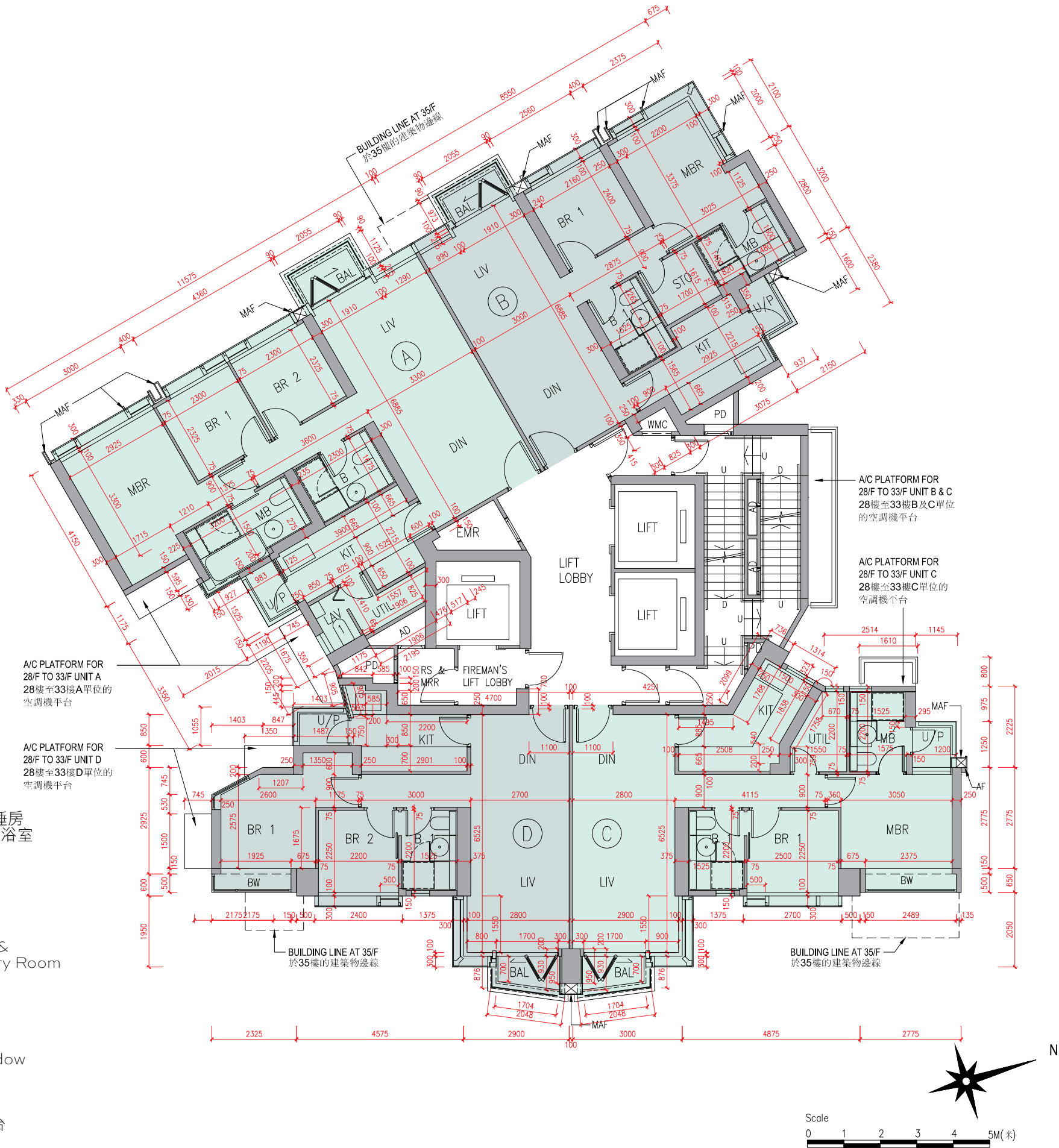
- Notes :
- The internal areas of the residential properties on the upper floors will generally be slightly larger than those on the lower floors because of the reducing thickness of the structural walls on the upper floors.
  - The dimensions in the floor plans are all structural dimensions in millimetre.

- 備註 :
- 因住宅物業的較高樓層的結構牆的厚度遞減，較高樓層的內部面積，一般比較低樓層的內部面積稍大。
  - 樓面平面圖之尺規所列數字為以毫米標示之建築結構尺寸。

LEGEND 圖例

A/C PLATFORM = Air Conditioner Platform 空調機平台  
AD = Air Duct 通風管道槽  
AF = Architectural Feature 建築裝飾  
AF ABOVE = Architectural Feature Above 上層建築裝飾  
B = Bathroom 浴室  
BAL = Balcony 露台  
BR = Bedroom 睡房  
BW = Bay Window 窗台  
CANOPY = 簷篷  
CD = Cable Duct 電線管道槽  
COMMON FLAT ROOF = 公用平台  
CORRIDOR = 走廊  
D = Down 下  
DIN = Dining Room 飯廳  
DOG HOUSE = Mechanical & Electrical Services Duct connecting to the Floor Below 連接下層的機電設施管道  
ELV = Extra Low Voltage Duct 低電壓管道  
EMC = Electricity Meter Cabinet 電錶箱  
EMR = Electricity Meter Room 電錶房  
FAMILY ROOM = 家庭廳  
FAN ROOM = 風扇房  
FIREMAN'S LIFT LOBBY = 消防員升降機大堂  
FLAT ROOF = 平台  
FOYER = 前廳  
FRESH AIR FAN ROOM = 鮮風機房  
FS = Fire Services 消防設施  
KIT = Kitchen 廚房  
LIFT = 升降機

LIFT LOBBY = 升降機大堂  
LIFT SHAFT = 升降機槽  
LIV = Living Room 客廳  
LAV = Lavatory 洗手間  
MAF = Metal Architectural Feature 金屬建築裝飾  
MBR = Master Bedroom 主人睡房  
MB = Master Bathroom 主人房浴室  
MC = Metal Cladding 金屬面板  
PANTRY = 備餐間  
PD = Pipe Duct 管道槽  
POOL DECK = 池畔平台  
REFUGE AREA = 庇護地點  
ROOF = 天台  
RS & MRR = Refuse Storage & Material Recovery Room 垃圾及物料回收房  
SKYLIGHT = 天窗  
SKYLIGHT ABOVE = 上層天窗  
STO = Store 儲物房  
SWIMMING POOL = 游泳池  
TOP OF BW = Top of Bay Window 下層窗台頂  
U = Up 上  
UTIL = Utility Room 工作室  
U/P = Utility Platform 工作平台  
WALK-IN CLOSET = 衣帽間  
WMC = Water Meter Cabinet 水錶箱



Floor plans of residential properties in the development

發展項目的住宅物業的樓面平面圖

TOWER 3 35/F  
第3座 35樓

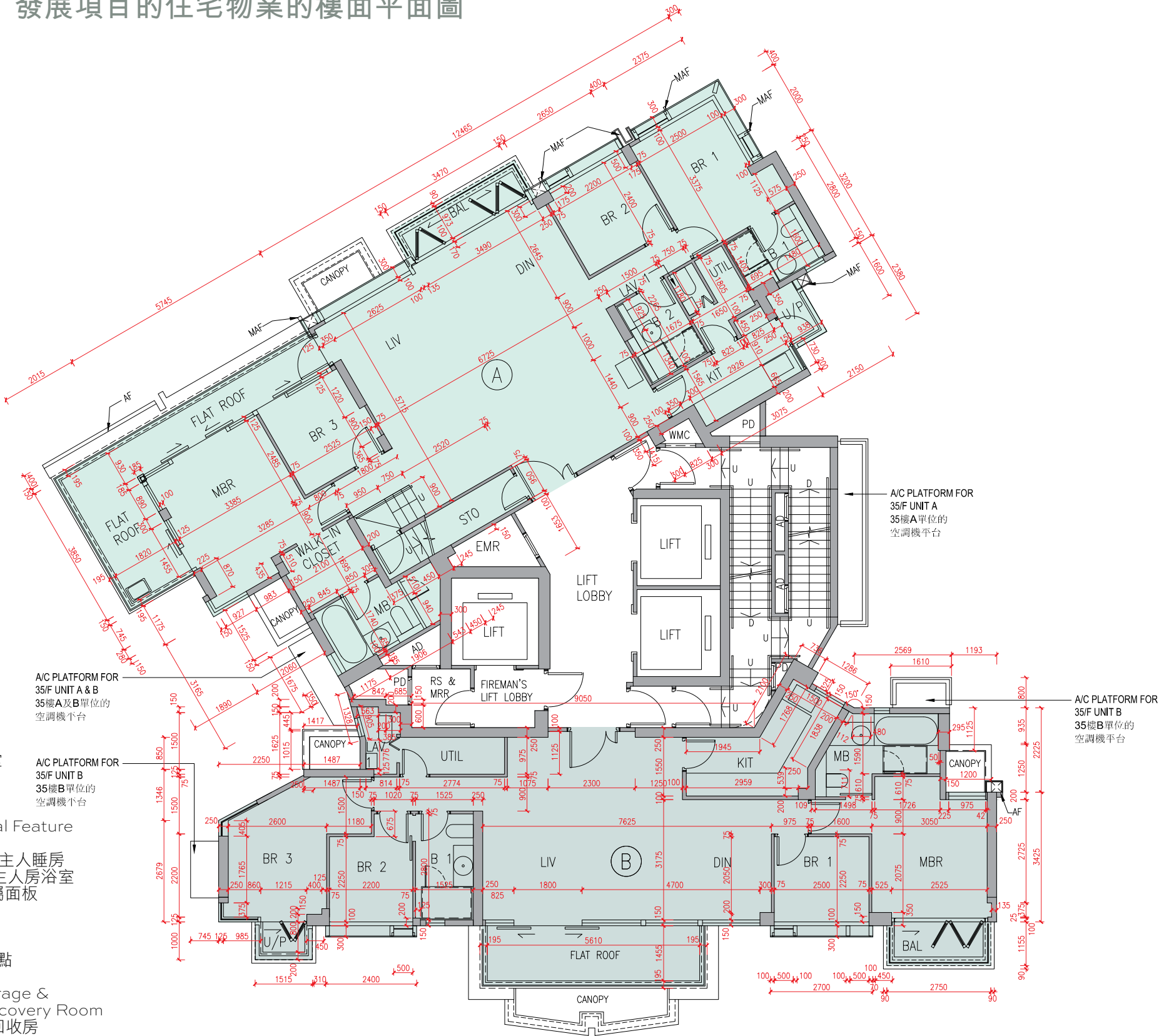
Description 描述	Unit 單位	
	A	B
Floor-to-floor height (refer to the height between the top surface of the structural slab of a floor and the top surface of the structural slab of its immediate upper floor) of each residential property (m) 每個住宅物業的層與層之間的高度 (指該樓層之石屎地台面與上一層石屎地台面之高度距離) (米)	3.500, 3.750	3.500
The thickness of the floor slabs (excluding plaster) of each residential property (mm) 每個住宅物業的樓板的厚度 (不包括灰泥) (毫米)	125, 150, 175	125, 150

- Notes :
- 1. The internal areas of the residential properties on the upper floors will generally be slightly larger than those on the lower floors because of the reducing thickness of the structural walls on the upper floors.
  - 2. The dimensions in the floor plans are all structural dimensions in millimetre.
- 備註：
- 1. 因住宅物業的較高樓層的結構牆的厚度遞減，較高樓層的內部面積，一般比較低樓層的內部面積稍大。
  - 2. 樓面平面圖之尺規所列數字為以毫米標示之建築結構尺寸。

LEGEND 圖例

A/C PLATFORM = Air Conditioner Platform 空調機平台  
AD = Air Duct 通風管道槽  
AF = Architectural Feature 建築裝飾  
AF ABOVE = Architectural Feature Above 上層建築裝飾  
B = Bathroom 浴室  
BAL = Balcony 露台  
BR = Bedroom 睡房  
BW = Bay Window 窗台  
CANOPY = 簷篷  
CD = Cable Duct 電線管道槽  
COMMON FLAT ROOF = 公用平台  
CORRIDOR = 走廊  
D = Down 下  
DIN = Dining Room 飯廳  
DOG HOUSE = Mechanical & Electrical Services Duct connecting to the Floor Below 連接下層的機電設施管道  
ELV = Extra Low Voltage Duct 低電壓管道  
EMC = Electricity Meter Cabinet 電錶箱  
EMR = Electricity Meter Room 電錶房  
FAMILY ROOM = 家庭廳  
FAN ROOM = 風扇房  
FIREMAN'S LIFT LOBBY = 消防員升降機大堂  
FLAT ROOF = 平台  
FOYER = 前廳  
FRESH AIR FAN ROOM = 鮮風機房  
FS = Fire Services 消防設施  
KIT = Kitchen 廚房  
LIFT = 升降機

LIFT LOBBY = 升降機大堂  
LIFT SHAFT = 升降機槽  
LIV = Living Room 客廳  
LAV = Lavatory 洗手間  
MAF = Metal Architectural Feature 金屬建築裝飾  
MBR = Master Bedroom 主人睡房  
MB = Master Bathroom 主人房浴室  
MC = Metal Cladding 金屬面板  
PANTRY = 備餐間  
PD = Pipe Duct 管道槽  
POOL DECK = 池畔平台  
REFUGE AREA = 庇護地點  
ROOF = 天台  
RS & MRR = Refuse Storage & Material Recovery Room 垃圾及物料回收房  
SKYLIGHT = 天窗  
SKYLIGHT ABOVE = 上層天窗  
STO = Store 儲物房  
SWIMMING POOL = 游泳池  
TOP OF BW = Top of Bay Window 下層窗台頂  
U = Up 上  
UTIL = Utility Room 工作室  
U/P = Utility Platform 工作平台  
WALK-IN CLOSET = 衣帽間  
WMC = Water Meter Cabinet 水錶箱



Layout in the latest approved building plans; for “as-is” layout, please refer to separate floor plan under this section  
最新經批准的建築圖則的布局，現時布局圖另載於本章節





# Floor plans of residential properties in the development

## 發展項目的住宅物業的樓面平面圖

### TOWER 3 35/F 第3座 35樓

“As-is” layout with with minor works and/or exempted works carried out under the Buildings Ordinance  
小型工程及/或獲《建築物條例》豁免的工程進行後的現時布局

List of minor works and/or exempted works under the Buildings Ordinance (Cap.123) carried out at Unit A after completion of works as shown in the latest approved building plans:

- (a) Sink in Dining Room removed
- (b) Protective barrier at internal staircase modified

在最新經批准的建築圖則所顯示的工程完成後，按建築物條例(第123章)，於A單位作為小型工程及/或豁免工程進行的工程如下：

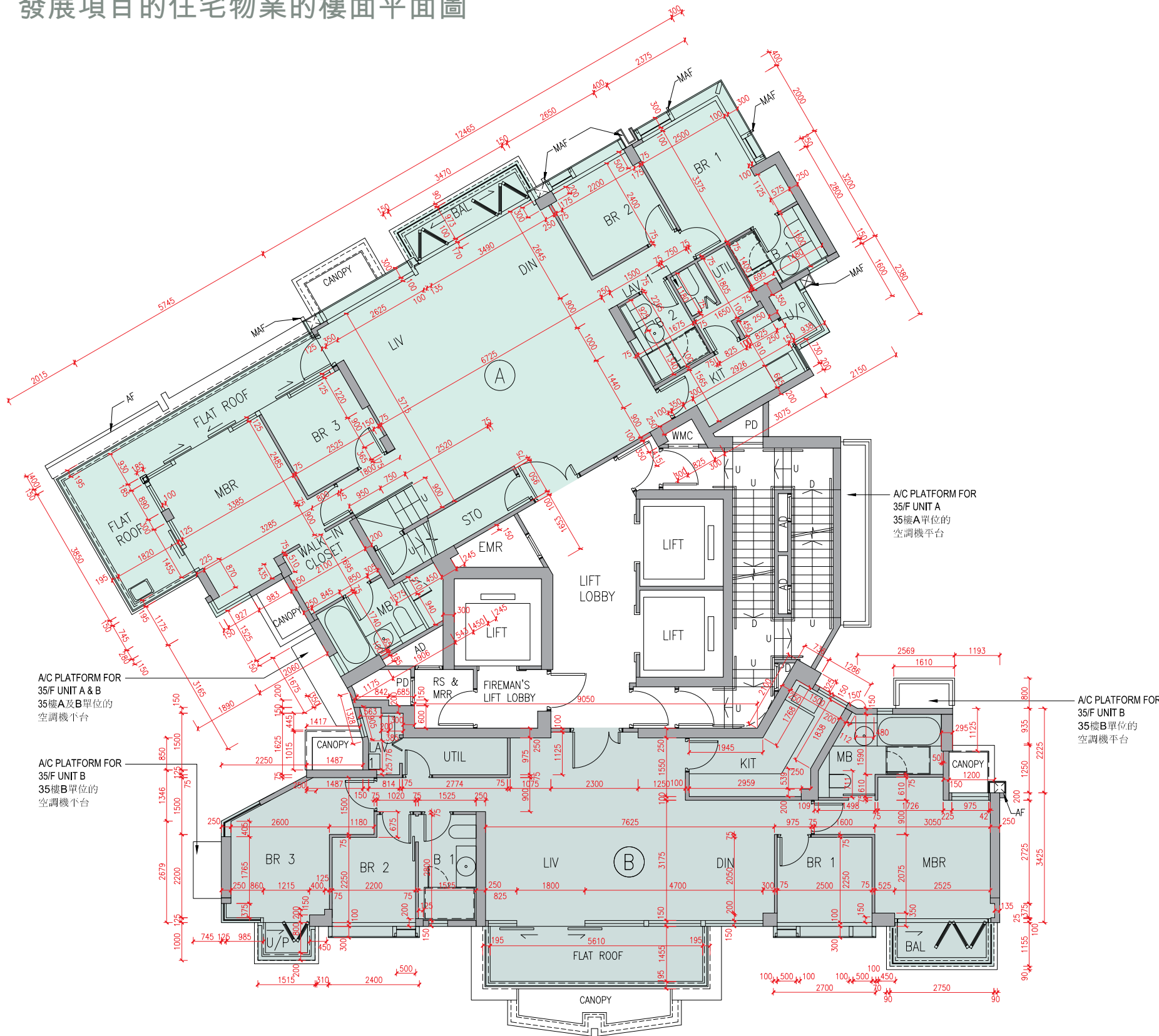
- (a) 移除飯廳的洗滌盆
- (b) 修改室內樓梯的防護欄障

#### Notes :

1. The internal areas of the residential properties on the upper floors will generally be slightly larger than those on the lower floors because of the reducing thickness of the structural walls on the upper floors.
2. The dimensions in the floor plans are all structural dimensions in millimetre.

#### 備註：

1. 因住宅物業的較高樓層的結構牆的厚度遞減，較高樓層的內部面積，一般比較低樓層的內部面積稍大。
2. 樓面平面圖之尺規所列數字為以毫米標示之建築結構尺寸。





Floor plans of residential properties in the development

發展項目的住宅物業的樓面平面圖

TOWER 3 第3座

Roof 天台

- Notes :
- 1. The internal areas of the residential properties on the upper floors will generally be slightly larger than those on the lower floors because of the reducing thickness of the structural walls on the upper floors.
  - 2. The dimensions in the floor plans are all structural dimensions in millimetre.

- 備註：
- 1. 因住宅物業的較高樓層的結構牆的厚度遞減，較高樓層的內部面積，一般比較低樓層的內部面積稍大。
  - 2. 樓面平面圖之尺規所列數字為以毫米標示之建築結構尺寸。

LEGEND 圖例

- A/C PLATFORM = Air Conditioner Platform 空調機平台

AD = Air Duct 通風管道槽

AF = Architectural Feature 建築裝飾

AF ABOVE = Architectural Feature Above 上層建築裝飾

B = Bathroom 浴室

BAL = Balcony 露台

BR = Bedroom 睡房

BW = Bay Window 窗台

CANOPY = 簷篷

CD = Cable Duct 電線管道槽

COMMON FLAT ROOF = 公用平台

CORRIDOR = 走廊

D = Down 下

DIN = Dining Room 飯廳

DOG HOUSE = Mechanical & Electrical Services Duct connecting to the Floor Below 連接下層的機電設施管道

ELV = Extra Low Voltage Duct 低電壓管道

EMC = Electricity Meter Cabinet 電錶箱

EMR = Electricity Meter Room 電錶房

FAMILY ROOM = 家庭廳

FAN ROOM = 風扇房

FIREMAN'S LIFT LOBBY = 消防員升降機大堂

FLAT ROOF = 平台

FOYER = 前廳

FRESH AIR FAN ROOM = 鮮風機房

FS = Fire Services 消防設施

KIT = Kitchen 廚房

LIFT = 升降機
- LIFT LOBBY = 升降機大堂

LIFT SHAFT = 升降機槽

LIV = Living Room 客廳

LAV = Lavatory 洗手間

MAF = Metal Architectural Feature 金屬建築裝飾

MBR = Master Bedroom 主人睡房

MB = Master Bathroom 主人房浴室

MC = Metal Cladding 金屬面板

PANTRY = 備餐間

PD = Pipe Duct 管道槽

POOL DECK = 池畔平台

REFUGE AREA = 庇護地點

ROOF = 天台

RS & MRR = Refuse Storage & Material Recovery Room 垃圾及物料回收房

SKYLIGHT = 天窗

SKYLIGHT ABOVE = 上層天窗

STO = Store 儲物房

SWIMMING POOL = 游泳池

TOP OF BW = Top of Bay Window 下層窗台頂

U = Up 上

UTIL = Utility Room 工作室

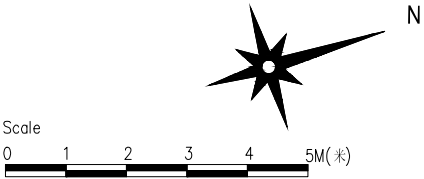
U/P = Utility Platform 工作平台

WALK-IN CLOSET = 衣帽間

WMC = Water Meter Cabinet 水錶箱



Layout in the latest approved building plans; for “as-is” layout, please refer to separate floor plan under this section  
最新經批准的建築圖則的布局，現時布局圖另載於本章節



## 發展項目的住宅物業的樓面平面圖

Floor plans of residential properties in the development

發展項目的住宅物業的樓面平面圖

TOWER 5 5/F  
第5座 5樓

Description 描述	Unit 單位	
	A	B
Floor-to-floor height (refer to the height between the top surface of the structural slab of a floor and the top surface of the structural slab of its immediate upper floor) of each residential property (m) 每個住宅物業的層與層之間的高度 (指該樓層之石屎地台面與上一層石屎地台面之高度距離) (米)	3.270	
The thickness of the floor slabs (excluding plaster) of each residential property (mm) 每個住宅物業的樓板的厚度 (不包括灰泥) (毫米)	125, 150, 175, 225	

- Notes :
- 1. The internal areas of the residential properties on the upper floors will generally be slightly larger than those on the lower floors because of the reducing thickness of the structural walls on the upper floors.
  - 2. The dimensions in the floor plans are all structural dimensions in millimetre.

- 備註：
- 1. 因住宅物業的較高樓層的結構牆的厚度遞減，較高樓層的內部面積，一般比較低樓層的內部面積稍大。
  - 2. 樓面平面圖之尺規所列數字為以毫米標示之建築結構尺寸。

LEGEND 圖例

- A/C PLATFORM = Air Conditioner Platform 空調機平台

AD = Air Duct 通風管道槽

AF = Architectural Feature 建築裝飾

AF ABOVE = Architectural Feature Above 上層建築裝飾

B = Bathroom 浴室

BAL = Balcony 露台

BR = Bedroom 睡房

BW = Bay Window 窗台

CANOPY = 簷篷

CD = Cable Duct 電線管道槽

COMMON FLAT ROOF = 公用平台

CORRIDOR = 走廊

D = Down 下

DIN = Dining Room 飯廳

DOG HOUSE = Mechanical & Electrical Services Duct connecting to the Floor Below 連接下層的機電設施管道

ELV = Extra Low Voltage Duct 低電壓管道

EMC = Electricity Meter Cabinet 電錶箱

EMR = Electricity Meter Room 電錶房

FAMILY ROOM = 家庭廳

FAN ROOM = 風扇房

FIREMAN'S LIFT LOBBY = 消防員升降機大堂

FLAT ROOF = 平台

FOYER = 前廳

FRESH AIR FAN ROOM = 鮮風機房

FS = Fire Services 消防設施

KIT = Kitchen 廚房

LIFT = 升降機
- LIFT LOBBY = 升降機大堂

LIFT SHAFT = 升降機槽

LIV = Living Room 客廳

LAV = Lavatory 洗手間

MAF = Metal Architectural Feature 金屬建築裝飾

MBR = Master Bedroom 主人睡房

MB = Master Bathroom 主人房浴室

MC = Metal Cladding 金屬面板

PANTRY = 備餐間

PD = Pipe Duct 管道槽

POOL DECK = 池畔平台

REFUGE AREA = 庇護地點

ROOF = 天台

RS & MRR = Refuse Storage & Material Recovery Room 垃圾及物料回收房

SKYLIGHT = 天窗

SKYLIGHT ABOVE = 上層天窗

STO = Store 儲物房

SWIMMING POOL = 游泳池

TOP OF BW = Top of Bay Window 下層窗台頂

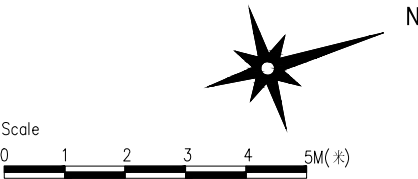
U = Up 上

UTIL = Utility Room 工作室

U/P = Utility Platform 工作平台

WALK-IN CLOSET = 衣帽間

WMC = Water Meter Cabinet 水錶箱





Floor plans of residential properties in the development

發展項目的住宅物業的樓面平面圖

TOWER 5 6/F  
第5座 6樓

Description 描述	Unit 單位			
	A	B	C	D
Floor-to-floor height (refer to the height between the top surface of the structural slab of a floor and the top surface of the structural slab of its immediate upper floor) of each residential property (m) 每個住宅物業的層與層之間的高度 (指該樓層之石屎地台面與上一層石屎地台面之高度距離) (米)	3.270			
The thickness of the floor slabs (excluding plaster) of each residential property (mm) 每個住宅物業的樓板的厚度 (不包括灰泥) (毫米)	125, 150, 175, 225	125, 135, 150, 200		

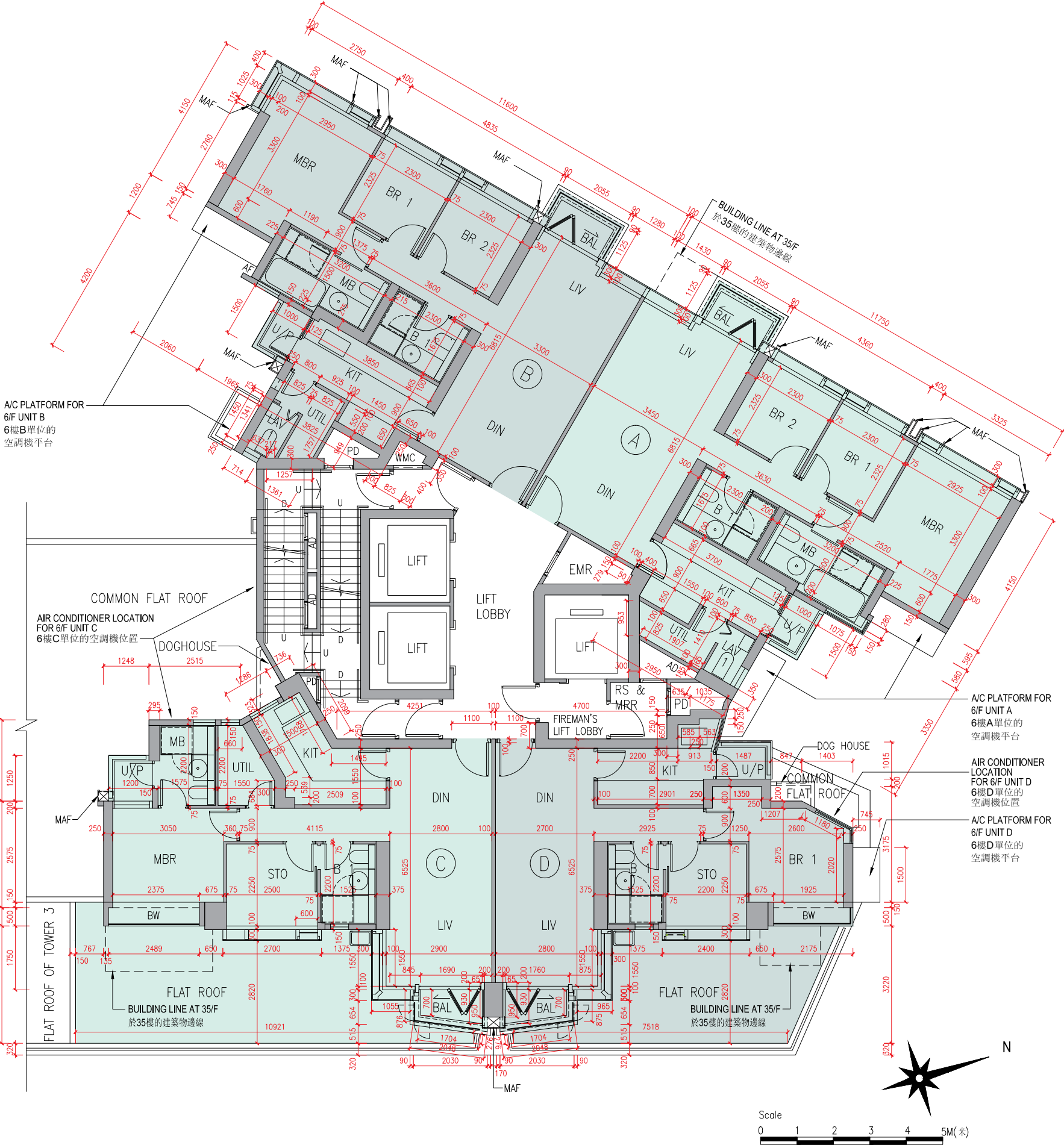
- Notes :
- The internal areas of the residential properties on the upper floors will generally be slightly larger than those on the lower floors because of the reducing thickness of the structural walls on the upper floors.
  - The dimensions in the floor plans are all structural dimensions in millimetre.

- 備註：
- 因住宅物業的較高樓層的結構牆的厚度遞減，較高樓層的內部面積，一般比較低樓層的內部面積稍大。
  - 樓面平面圖之尺規所列數字為以毫米標示之建築結構尺寸。

LEGEND 圖例

A/C PLATFORM = Air Conditioner Platform 空調機平台  
AD = Air Duct 通風管道槽  
AF = Architectural Feature 建築裝飾  
AF ABOVE = Architectural Feature Above 上層建築裝飾  
B = Bathroom 浴室  
BAL = Balcony 露台  
BR = Bedroom 睡房  
BW = Bay Window 窗台  
CANOPY = 簷篷  
CD = Cable Duct 電線管道槽  
COMMON FLAT ROOF = 公用平台  
CORRIDOR = 走廊  
D = Down 下  
DIN = Dining Room 飯廳  
DOG HOUSE = Mechanical & Electrical Services Duct connecting to the Floor Below 連接下層的機電設施管道  
ELV = Extra Low Voltage Duct 低電壓管道  
EMC = Electricity Meter Cabinet 電錶箱  
EMR = Electricity Meter Room 電錶房  
FAMILY ROOM = 家庭廳  
FAN ROOM = 風扇房  
FIREMAN'S LIFT LOBBY = 消防員升降機大堂  
FLAT ROOF = 平台  
FOYER = 前廳  
FRESH AIR FAN ROOM = 鮮風機房  
FS = Fire Services 消防設施  
KIT = Kitchen 廚房  
LIFT = 升降機

LIFT LOBBY = 升降機大堂  
LIFT SHAFT = 升降機槽  
LIV = Living Room 客廳  
LAV = Lavatory 洗手間  
MAF = Metal Architectural Feature 金屬建築裝飾  
MBR = Master Bedroom 主人睡房  
MB = Master Bathroom 主人房浴室  
MC = Metal Cladding 金屬面板  
PANTRY = 備餐間  
PD = Pipe Duct 管道槽  
POOL DECK = 池畔平台  
REFUGE AREA = 庇護地點  
ROOF = 天台  
RS & MRR = Refuse Storage & Material Recovery Room 垃圾及物料回收房  
SKYLIGHT = 天窗  
SKYLIGHT ABOVE = 上層天窗  
STO = Store 儲物房  
SWIMMING POOL = 游泳池  
TOP OF BW = Top of Bay Window 下層窗台頂  
U = Up 上  
UTIL = Utility Room 工作室  
U/P = Utility Platform 工作平台  
WALK-IN CLOSET = 衣帽間  
WMC = Water Meter Cabinet 水錶箱



Floor plans of residential properties in the development

發展項目的住宅物業的樓面平面圖

TOWER 5 7/F-12/F, 15/F-23/F & 25/F-27/F (13/F, 14/F & 24/F are omitted)  
第5座 7樓-12樓, 15樓-23樓及25樓-27樓 (不設13樓、14樓及24樓)

Description 描述	Unit 單位			
	A	B	C	D
Floor-to-floor height (refer to the height between the top surface of the structural slab of a floor and the top surface of the structural slab of its immediate upper floor) of each residential property (m) 每個住宅物業的層與層之間的高度 (指該樓層之石屎地台面與上一層石屎地台面之高度距離) (米)	3.270			
The thickness of the floor slabs (excluding plaster) of each residential property (mm) 每個住宅物業的樓板的厚度 (不包括灰泥) (毫米)	125, 150, 175, 225	125, 135, 150, 200		

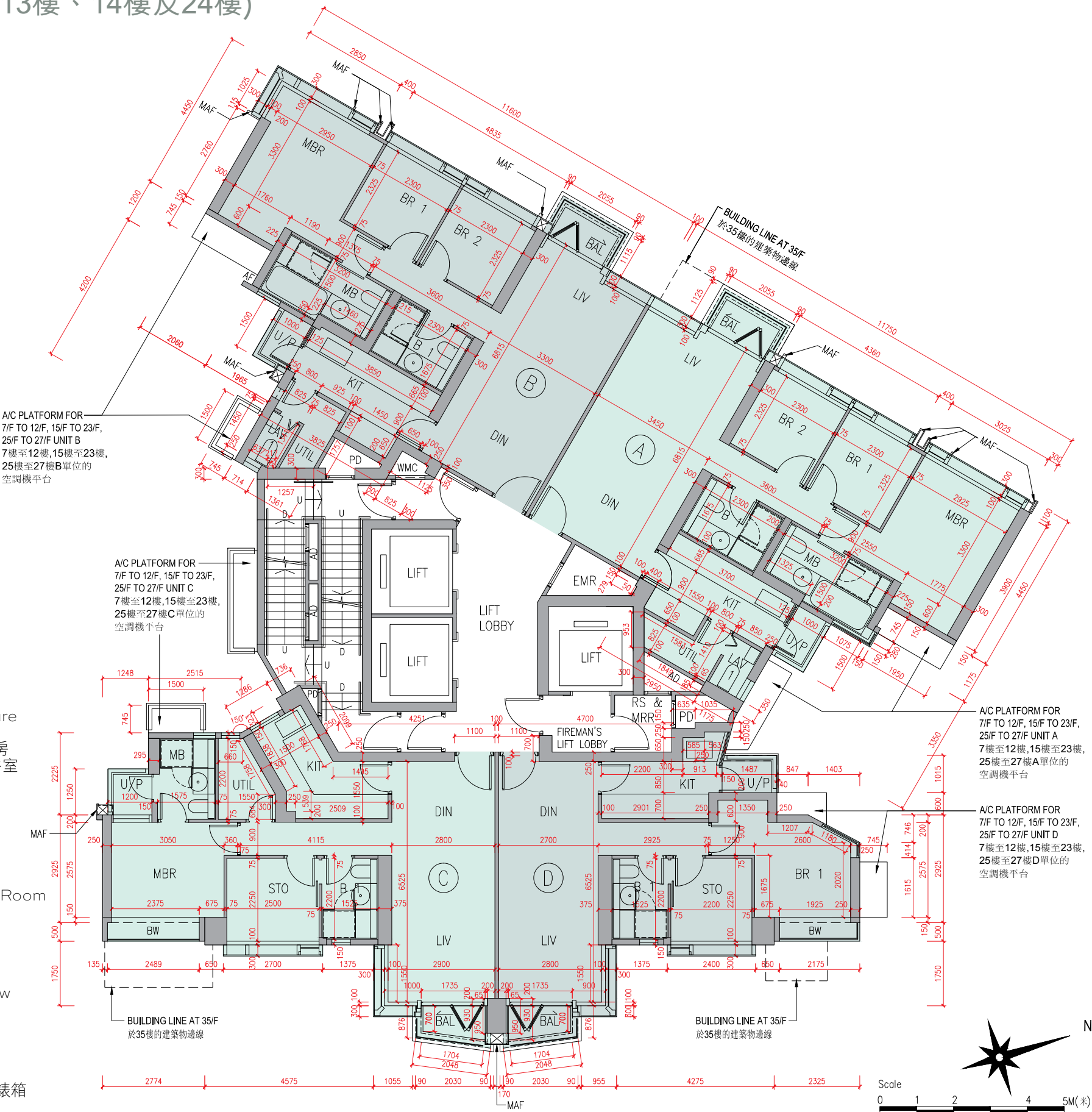
- Notes :
- The internal areas of the residential properties on the upper floors will generally be slightly larger than those on the lower floors because of the reducing thickness of the structural walls on the upper floors.
  - The dimensions in the floor plans are all structural dimensions in millimetre.

- 備註 :
- 因住宅物業的較高樓層的結構牆的厚度遞減，較高樓層的內部面積，一般比較低樓層的內部面積稍大。
  - 樓面平面圖之尺規所列數字為以毫米標示之建築結構尺寸。

LEGEND 圖例

A/C PLATFORM = Air Conditioner Platform 空調機平台  
AD = Air Duct 通風管道槽  
AF = Architectural Feature 建築裝飾  
AF ABOVE = Architectural Feature Above 上層建築裝飾  
B = Bathroom 浴室  
BAL = Balcony 露台  
BR = Bedroom 睡房  
BW = Bay Window 窗台  
CANOPY = 簷篷  
CD = Cable Duct 電線管道槽  
COMMON FLAT ROOF = 公用平台  
CORRIDOR = 走廊  
D = Down 下  
DIN = Dining Room 飯廳  
DOG HOUSE = Mechanical & Electrical Services Duct connecting to the Floor Below 連接下層的機電設施管道  
ELV = Extra Low Voltage Duct 低電壓管道  
EMC = Electricity Meter Cabinet 電錶箱  
EMR = Electricity Meter Room 電錶房  
FAMILY ROOM = 家庭廳  
FAN ROOM = 風扇房  
FIREMAN'S LIFT LOBBY = 消防員升降機大堂  
FLAT ROOF = 平台  
FOYER = 前廳  
FRESH AIR FAN ROOM = 鮮風機房  
FS = Fire Services 消防設施  
KIT = Kitchen 廚房  
LIFT = 升降機

LIFT LOBBY = 升降機大堂  
LIFT SHAFT = 升降機槽  
LIV = Living Room 客廳  
LAV = Lavatory 洗手間  
MAF = Metal Architectural Feature 金屬建築裝飾  
MBR = Master Bedroom 主人睡房  
MB = Master Bathroom 主人房浴室  
MC = Metal Cladding 金屬面板  
PANTRY = 備餐間  
PD = Pipe Duct 管道槽  
POOL DECK = 池畔平台  
REFUGE AREA = 庇護地點  
ROOF = 天台  
RS & MRR = Refuse Storage & Material Recovery Room 垃圾及物料回收房  
SKYLIGHT = 天窗  
SKYLIGHT ABOVE = 上層天窗  
STO = Store 儲物房  
SWIMMING POOL = 游泳池  
TOP OF BW = Top of Bay Window 下層窗台頂  
U = Up 上  
UTIL = Utility Room 工作室  
U/P = Utility Platform 工作平台  
WALK-IN CLOSET = 衣帽間  
WMC = Water Meter Cabinet 水錶箱





Floor plans of residential properties in the development

發展項目的住宅物業的樓面平面圖

TOWER 5 28/F-33/F  
第5座 28樓-33樓

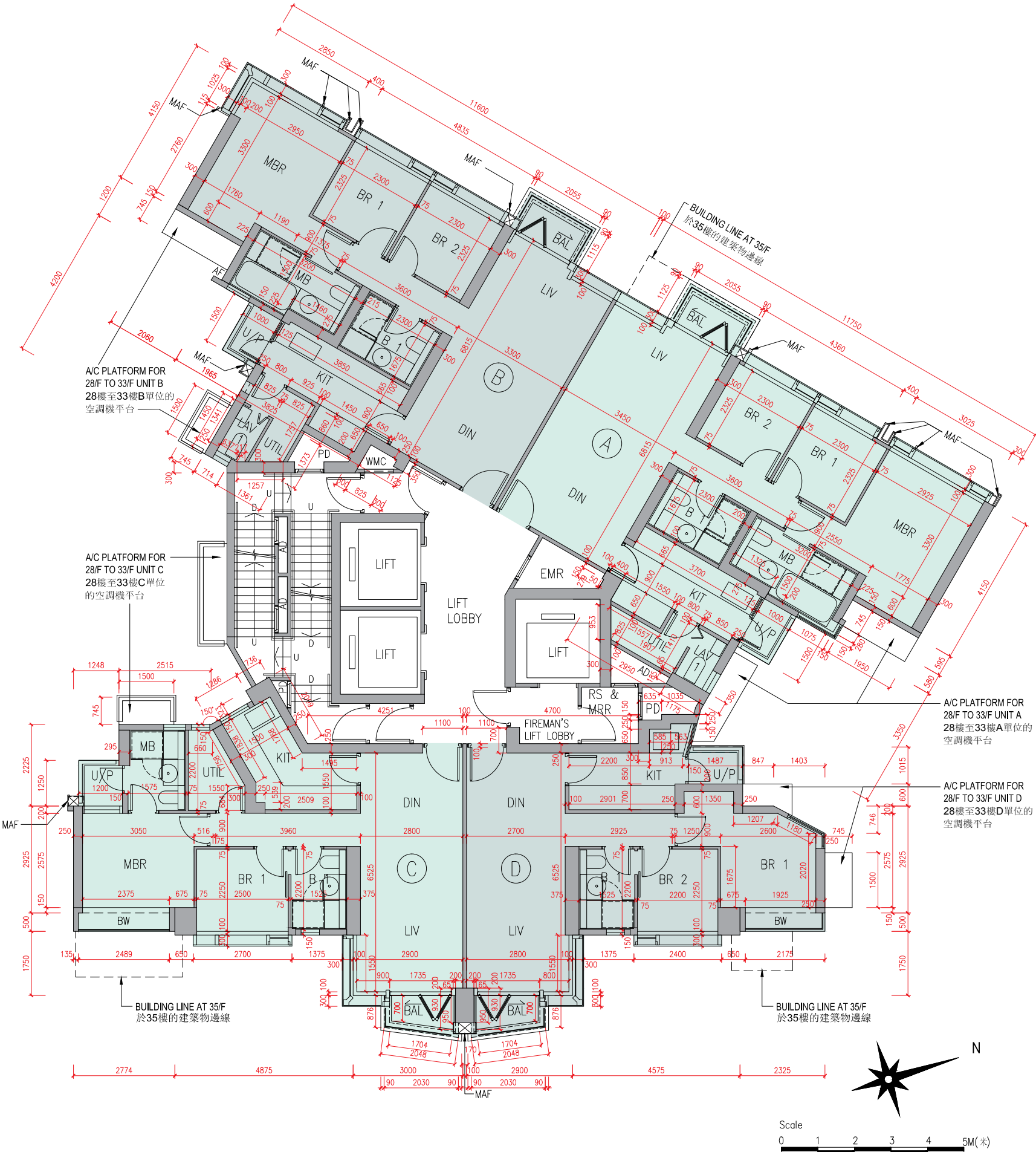
Description 描述		Unit 單位			
		A	B	C	D
Floor-to-floor height (refer to the height between the top surface of the structural slab of a floor and the top surface of the structural slab of its immediate upper floor) of each residential property (m) 每個住宅物業的層與層之間的高度(指該樓層之石屎地台面與上一層石屎地台面之高度距離) (米)	28/F-32/F 28樓-32樓	3.270			
	33/F 33樓	3.145, 3.270, 3.570	3.270, 3.320, 3.570	3.270, 3.495, 3.570	3.220, 3.270, 3.570
The thickness of the floor slabs (excluding plaster) of each residential property (mm) 每個住宅物業的樓板的厚度(不包括灰泥)(毫米)	28/F-32/F 28樓-32樓	125, 150, 175, 225		125, 135, 150, 200	
	33/F 33樓	125, 150, 175		125, 135, 150, 200	

- Notes :
- 1. The internal areas of the residential properties on the upper floors will generally be slightly larger than those on the lower floors because of the reducing thickness of the structural walls on the upper floors.
  - 2. The dimensions in the floor plans are all structural dimensions in millimetre.

- 備註：
- 1. 因住宅物業的較高樓層的結構牆的厚度遞減，較高樓層的內部面積，一般比較低樓層的內部面積稍大。
  - 2. 樓面平面圖之尺規所列數字為以毫米標示之建築結構尺寸。

LEGEND 圖例

A/C PLATFORM = Air Conditioner Platform 空調機平台  
AD = Air Duct 通風管道槽  
AF = Architectural Feature 建築裝飾  
AF ABOVE = Architectural Feature Above 上層建築裝飾  
B = Bathroom 浴室  
BAL = Balcony 露台  
BR = Bedroom 睡房  
BW = Bay Window 窗台  
CANOPY = 簷篷  
CD = Cable Duct 電線管道槽  
COMMON FLAT ROOF = 公用平台  
CORRIDOR = 走廊  
D = Down 下  
DIN = Dining Room 飯廳  
DOG HOUSE = Mechanical & Electrical Services Duct connecting to the Floor Below 連接下層的機電設施管道  
ELV = Extra Low Voltage Duct 低電壓管道  
EMC = Electricity Meter Cabinet 電錶箱  
EMR = Electricity Meter Room 電錶房  
FAMILY ROOM = 家庭廳  
FAN ROOM = 風扇房  
FIREMAN'S LIFT LOBBY = 消防員升降機大堂  
FLAT ROOF = 平台  
FOYER = 前廳  
FRESH AIR FAN ROOM = 鮮風機房  
FS = Fire Services 消防設施  
KIT = Kitchen 廚房  
LIFT = 升降機  
LIFT LOBBY = 升降機大堂  
LIFT SHAFT = 升降機槽  
LIV = Living Room 客廳  
LAV = Lavatory 洗手間  
MAF = Metal Architectural Feature 金屬建築裝飾  
MBR = Master Bedroom 主人睡房  
MB = Master Bathroom 主人房浴室  
MC = Metal Cladding 金屬面板  
PANTRY = 備餐間  
PD = Pipe Duct 管道槽  
POOL DECK = 池畔平台  
REFUGE AREA = 庇護地點  
ROOF = 天台  
RS & MRR = Refuse Storage & Material Recovery Room 垃圾及物料回收房  
SKYLIGHT = 天窗  
SKYLIGHT ABOVE = 上層天窗  
STO = Store 儲物房  
SWIMMING POOL = 游泳池  
TOP OF BW = Top of Bay Window 下層窗台頂  
U = Up 上  
UTIL = Utility Room 工作室  
U/P = Utility Platform 工作平台  
WALK-IN CLOSET = 衣帽間  
WMC = Water Meter Cabinet 水錶箱





Floor plans of residential properties in the development

發展項目的住宅物業的樓面平面圖

TOWER 5 35/F  
第5座 35樓

Description 描述	Unit 單位	
	A	B
Floor-to-floor height (refer to the height between the top surface of the structural slab of a floor and the top surface of the structural slab of its immediate upper floor) of each residential property (m) 每個住宅物業的層與層之間的高度 (指該樓層之石屎地台面與上一層石屎地台面之高度距離) (米)	3.500, 3.750	3.500
The thickness of the floor slabs (excluding plaster) of each residential property (mm) 每個住宅物業的樓板的厚度 (不包括灰泥) (毫米)	125, 150, 175	

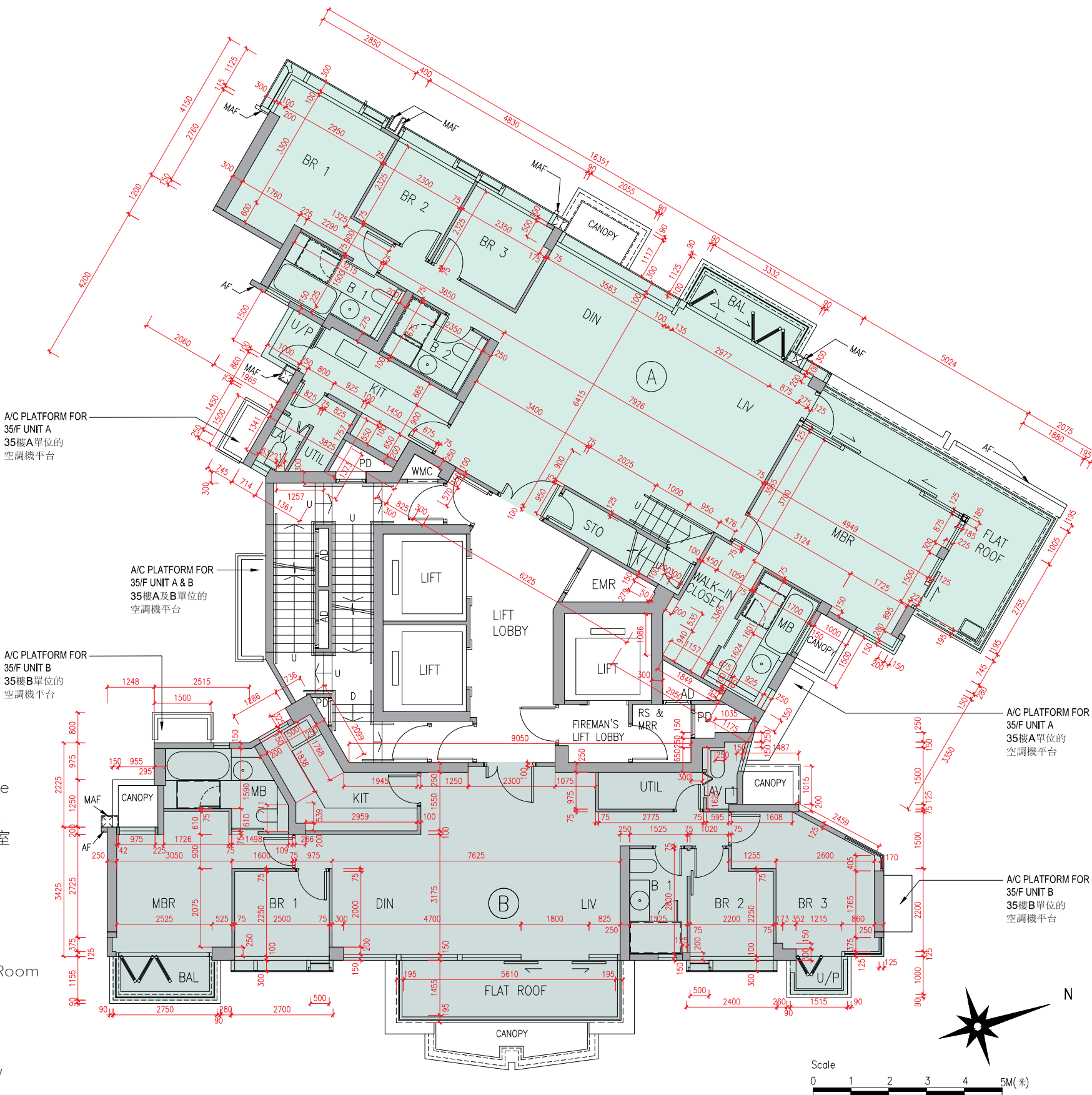
- Notes :
- 1. The internal areas of the residential properties on the upper floors will generally be slightly larger than those on the lower floors because of the reducing thickness of the structural walls on the upper floors.
  - 2. The dimensions in the floor plans are all structural dimensions in millimetre.

- 備註 :
- 1. 因住宅物業的較高樓層的結構牆的厚度遞減，較高樓層的內部面積，一般比較低樓層的內部面積稍大。
  - 2. 樓面平面圖之尺規所列數字為以毫米標示之建築結構尺寸。

LEGEND 圖例

A/C PLATFORM = Air Conditioner Platform 空調機平台  
AD = Air Duct 通風管道槽  
AF = Architectural Feature 建築裝飾  
AF ABOVE = Architectural Feature Above 上層建築裝飾  
B = Bathroom 浴室  
BAL = Balcony 露台  
BR = Bedroom 睡房  
BW = Bay Window 窗台  
CANOPY = 簷篷  
CD = Cable Duct 電線管道槽  
COMMON FLAT ROOF = 公用平台  
CORRIDOR = 走廊  
D = Down 下  
DIN = Dining Room 飯廳  
DOG HOUSE = Mechanical & Electrical Services Duct connecting to the Floor Below 連接下層的機電設施管道  
ELV = Extra Low Voltage Duct 低電壓管道  
EMC = Electricity Meter Cabinet 電錶箱  
EMR = Electricity Meter Room 電錶房  
FAMILY ROOM = 家庭廳  
FAN ROOM = 風扇房  
FIREMAN'S LIFT LOBBY = 消防員升降機大堂  
FLAT ROOF = 平台  
FOYER = 前廳  
FRESH AIR FAN ROOM = 鮮風機房  
FS = Fire Services 消防設施  
KIT = Kitchen 廚房  
LIFT = 升降機

LIFT LOBBY = 升降機大堂  
LIFT SHAFT = 升降機槽  
LIV = Living Room 客廳  
LAV = Lavatory 洗手間  
MAF = Metal Architectural Feature 金屬建築裝飾  
MBR = Master Bedroom 主人睡房  
MB = Master Bathroom 主人房浴室  
MC = Metal Cladding 金屬面板  
PANTRY = 備餐間  
PD = Pipe Duct 管道槽  
POOL DECK = 池畔平台  
REFUGE AREA = 庇護地點  
ROOF = 天台  
RS & MRR = Refuse Storage & Material Recovery Room 垃圾及物料回收房  
SKYLIGHT = 天窗  
SKYLIGHT ABOVE = 上層天窗  
STO = Store 儲物房  
SWIMMING POOL = 游泳池  
TOP OF BW = Top of Bay Window 下層窗台頂  
U = Up 上  
UTIL = Utility Room 工作室  
U/P = Utility Platform 工作平台  
WALK-IN CLOSET = 衣帽間  
WMC = Water Meter Cabinet 水錶箱



Layout in the latest approved building plans; for “as-is” layout, please refer to separate floor plan under this section  
最新經批准的建築圖則的布局，現時布局圖另載於本章節

## Floor plans of residential properties in the development

### 發展項目的住宅物業的樓面平面圖

#### TOWER 5 35/F 第5座 35樓

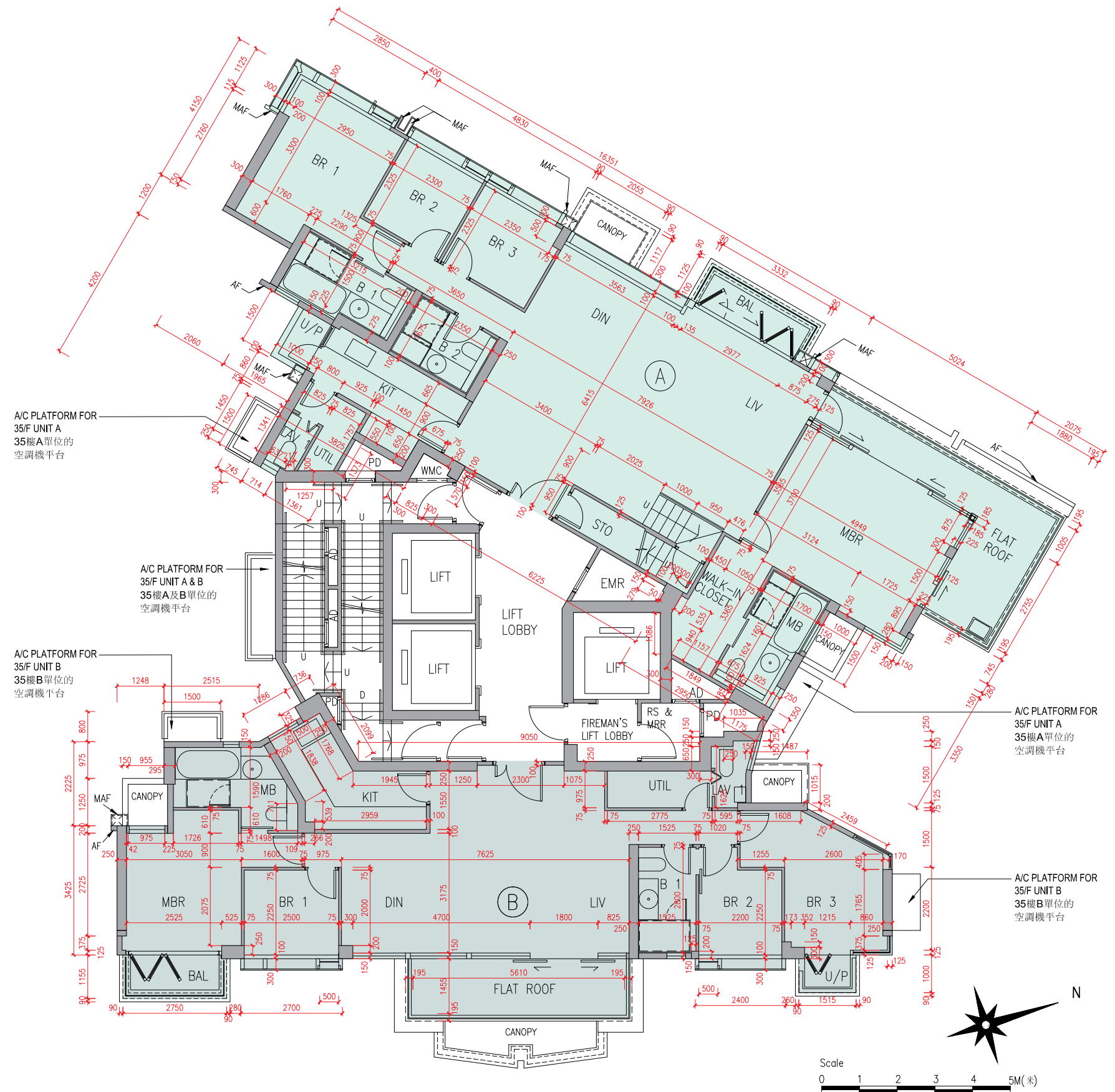
“As-is” layout with with minor works and/or exempted works carried out under the Buildings Ordinance  
小型工程及/或獲《建築物條例》豁免的工程進行後的現時布局

List of minor works and/or exempted works under the Buildings Ordinance (Cap.123) carried out at Unit A after completion of works as shown in the latest approved building plans:

- Handrail of internal staircase removed
- Protective barrier at internal staircase modified

在最新經批准的建築圖則所顯示的工程完成後，按建築物條例(第123章)，於A單位作為小型工程及/或豁免工程進行的工程如下：

- 移除室內樓梯的扶手欄杆
- 修改室內樓梯的防護欄桿



#### Notes :

- The internal areas of the residential properties on the upper floors will generally be slightly larger than those on the lower floors because of the reducing thickness of the structural walls on the upper floors.
- The dimensions in the floor plans are all structural dimensions in millimetre.

#### 備註：

- 因住宅物業的較高樓層的結構牆的厚度遞減，較高樓層的內部面積，一般比較低樓層的內部面積稍大。
- 樓面平面圖之尺規所列數字為以毫米標示之建築結構尺寸。

## 發展項目的住宅物業的樓面平面圖



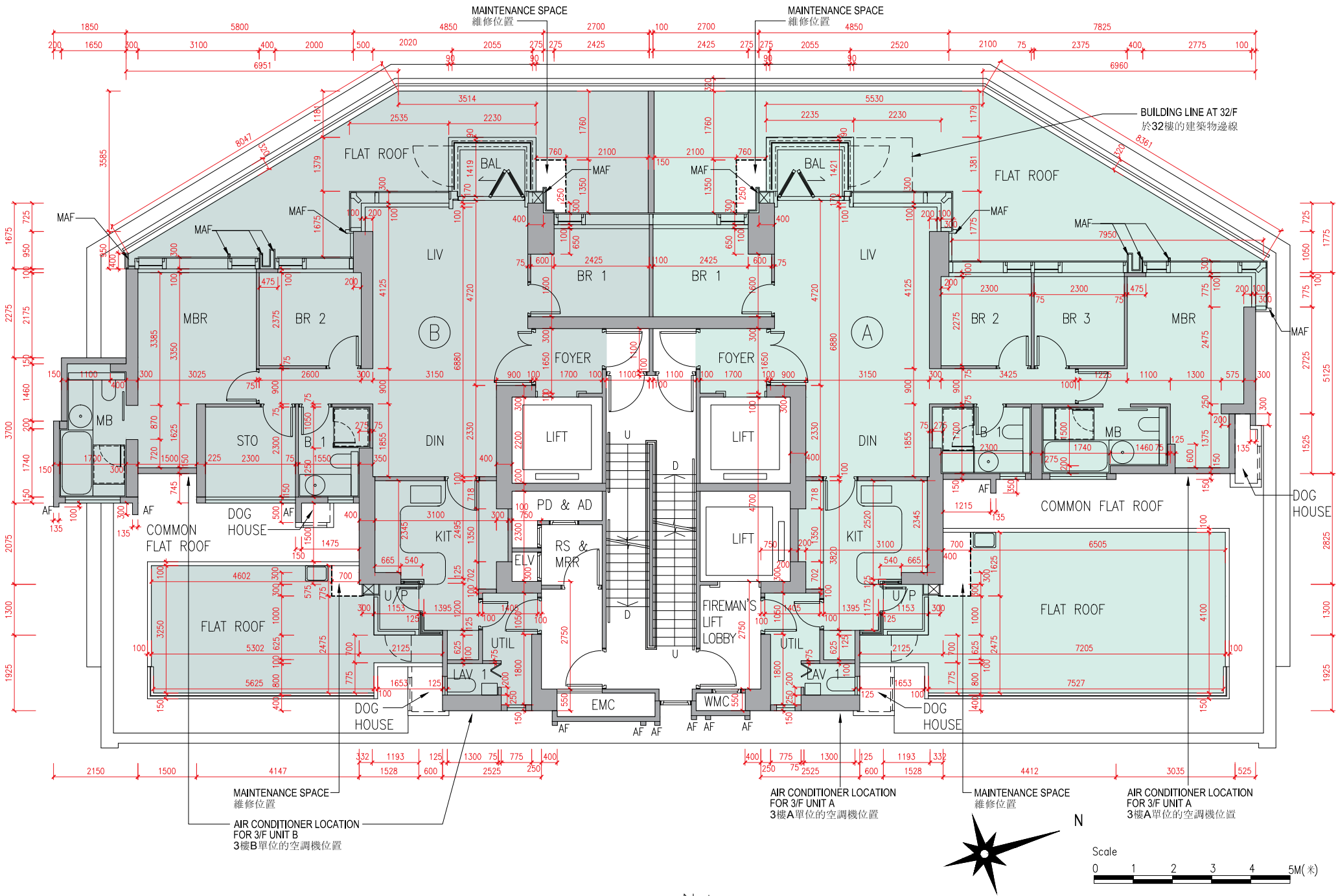
## 發展項目的住宅物業的樓面平面圖

Floor plans of residential properties in the development

發展項目的住宅物業的樓面平面圖

TOWER 6 3/F  
第6座 3樓

Description 描述	Unit 單位	
	A	B
Floor-to-floor height (refer to the height between the top surface of the structural slab of a floor and the top surface of the structural slab of its immediate upper floor) of each residential property (m) 每個住宅物業的層與層之間的高度 (指該樓層之石屎地台面與上一層石屎地台面之高度距離) (米)	3.335	
The thickness of the floor slabs (excluding plaster) of each residential property (mm) 每個住宅物業的樓板的厚度 (不包括灰泥) (毫米)	125, 150, 175	



LEGEND 圖例

A/C PLATFORM = Air Conditioner Platform 空調機平台  
AD = Air Duct 通風管道槽  
AF = Architectural Feature 建築裝飾  
AF ABOVE = Architectural Feature Above 上層建築裝飾  
B = Bathroom 浴室  
BAL = Balcony 露台  
BR = Bedroom 睡房  
BW = Bay Window 窗台  
CANOPY = 簷篷  
CD = Cable Duct 電線管道槽  
COMMON FLAT ROOF = 公用平台  
CORRIDOR = 走廊  
D = Down 下  
DIN = Dining Room 飯廳  
DOG HOUSE = Mechanical & Electrical Services Duct connecting to the Floor Below 連接下層的機電設施管道  
ELV = Extra Low Voltage Duct 低電壓管道  
EMC = Electricity Meter Cabinet 電錶箱

EMR = Electricity Meter Room 電錶房  
FAMILY ROOM = 家庭廳  
FAN ROOM = 風扇房  
FIREMAN'S LIFT LOBBY = 消防員升降機大堂  
FLAT ROOF = 平台  
FOYER = 前廳  
FRESH AIR FAN ROOM = 鮮風機房  
FS = Fire Services 消防設施  
KIT = Kitchen 廚房  
LIFT = 升降機  
LIFT LOBBY = 升降機大堂  
LIFT SHAFT = 升降機槽  
LIV = Living Room 客廳  
LAV = Lavatory 洗手間  
MAF = Metal Architectural Feature 金屬建築裝飾  
MBR = Master Bedroom 主人睡房  
MB = Master Bathroom 主人房浴室  
MC = Metal Cladding 金屬面板  
PANTRY = 備餐間

PD = Pipe Duct 管道槽  
POOL DECK = 池畔平台  
REFUGE AREA = 庇護地點  
ROOF = 天台  
RS & MRR = Refuse Storage & Material Recovery Room 垃圾及物料回收房  
SKYLIGHT = 天窗  
SKYLIGHT ABOVE = 上層天窗  
STO = Store 儲物房  
SWIMMING POOL = 游泳池  
TOP OF BW = Top of Bay Window 下層窗台頂  
U = Up 上  
UTIL = Utility Room 工作室  
U/P = Utility Platform 工作平台  
WALK-IN CLOSET = 衣帽間  
WMC = Water Meter Cabinet 水錶箱

Notes :

- The internal areas of the residential properties on the upper floors will generally be slightly larger than those on the lower floors because of the reducing thickness of the structural walls on the upper floors.
- The dimensions in the floor plans are all structural dimensions in millimetre.
- The foyer (private lift lobby) forms part of a residential property, and is not a common part of the Development. The saleable area of this residential property specified in the section "Area of Residential Properties in the Development" includes the floor area of that foyer (private lift lobby).

備註：

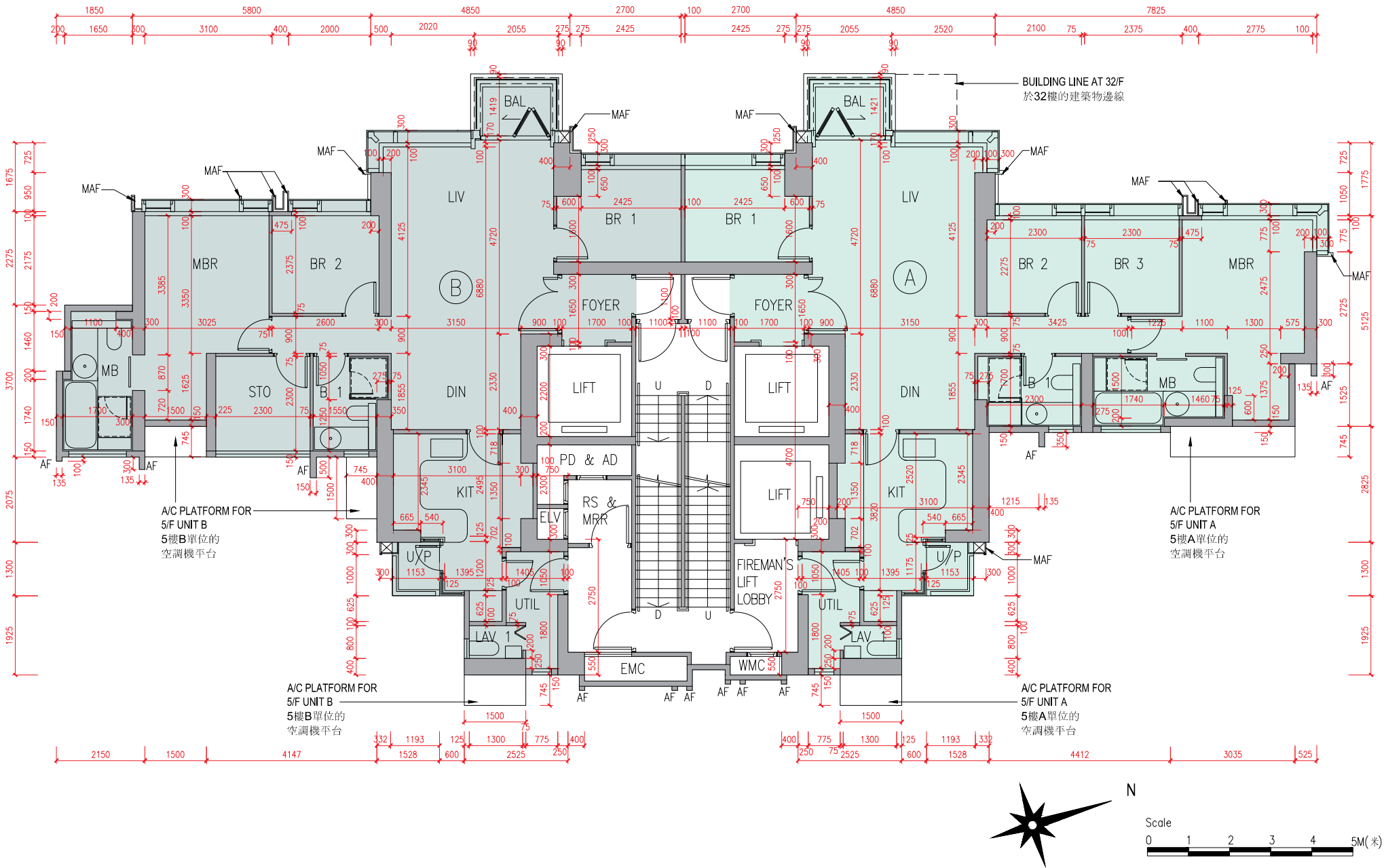
- 因住宅物業的較高樓層的結構牆的厚度遞減，較高樓層的內部面積，一般比較低樓層的內部面積稍大。
- 樓面平面圖之尺規所列數字為以毫米標示之建築結構尺寸。
- 前廳(私人升降機大堂)屬住宅物業一部分，並非發展項目之公用部分。「發展項目中的住宅物業的面積」一節所列該住宅物業之實用面積包括該前廳(私人升降機大堂)之樓面面積。

Floor plans of residential properties in the development

發展項目的住宅物業的樓面平面圖

TOWER 6 5/F  
第6座 5樓

Description 描述	Unit 單位	
	A	B
Floor-to-floor height (refer to the height between the top surface of the structural slab of a floor and the top surface of the structural slab of its immediate upper floor) of each residential property (m) 每個住宅物業的層與層之間的高度 (指該樓層之石屎地台面與上一層石屎地台面之高度距離) (米)	3.335	
The thickness of the floor slabs (excluding plaster) of each residential property (mm) 每個住宅物業的樓板的厚度 (不包括灰泥) (毫米)	125, 150, 175	



LEGEND 圖例

A/C PLATFORM = Air Conditioner Platform 空調機平台  
AD = Air Duct 通風管道槽  
AF = Architectural Feature 建築裝飾  
AF ABOVE = Architectural Feature Above 上層建築裝飾  
B = Bathroom 浴室  
BAL = Balcony 露台  
BR = Bedroom 睡房  
BW = Bay Window 窗台  
CANOPY = 簷篷  
CD = Cable Duct 電線管道槽  
COMMON FLAT ROOF = 公用平台  
CORRIDOR = 走廊  
D = Down 下  
DIN = Dining Room 飯廳  
DOG HOUSE = Mechanical & Electrical Services Duct connecting to the Floor Below  
ELV = Extra Low Voltage Duct 低電壓管道  
EMC = Electricity Meter Cabinet 電錶箱

EMR = Electricity Meter Room 電錶房  
FAMILY ROOM = 家庭廳  
FAN ROOM = 風扇房  
FIREMAN'S LIFT LOBBY = 消防員升降機大堂  
FLAT ROOF = 平台  
FOYER = 前廳  
FRESH AIR FAN ROOM = 鮮風機房  
FS = Fire Services 消防設施  
KIT = Kitchen 廚房  
LIFT = 升降機  
LIFT LOBBY = 升降機大堂  
LIFT SHAFT = 升降機槽  
LIV = Living Room 客廳  
LAV = Lavatory 洗手間  
MAF = Metal Architectural Feature 金屬建築裝飾  
MBR = Master Bedroom 主人睡房  
MB = Master Bathroom 主人房浴室  
MC = Metal Cladding 金屬面板  
PANTRY = 備餐間

PD = Pipe Duct 管道槽  
POOL DECK = 池畔平台  
REFUGE AREA = 庇護地點  
ROOF = 天台  
RS & MRR = Refuse Storage & Material Recovery Room 垃圾及物料回收房  
SKYLIGHT = 天窗  
SKYLIGHT ABOVE = 上層天窗  
STO = Store 儲物房  
SWIMMING POOL = 游泳池  
TOP OF BW = Top of Bay Window 下層窗台頂  
U = Up 上  
UTIL = Utility Room 工作室  
U/P = Utility Platform 工作平台  
WALK-IN CLOSET = 衣帽間  
WMC = Water Meter Cabinet 水錶箱

- Notes :
- The internal areas of the residential properties on the upper floors will generally be slightly larger than those on the lower floors because of the reducing thickness of the structural walls on the upper floors.
  - The dimensions in the floor plans are all structural dimensions in millimetre.
  - The foyer (private lift lobby) forms part of a residential property, and is not a common part of the Development. The saleable area of this residential property specified in the section "Area of Residential Properties in the Development" includes the floor area of that foyer (private lift lobby).
- 備註：
- 因住宅物業的較高樓層的結構牆的厚度遞減，較高樓層的內部面積，一般比較低樓層的內部面積稍大。
  - 樓面平面圖之尺規所列數字為以毫米標示之建築結構尺寸。
  - 前廳(私人升降機大堂)屬住宅物業一部分，並非發展項目之公用部分。「發展項目中的住宅物業的面積」一節所列出該住宅物業之實用面積包括該前廳(私人升降機大堂)之樓面面積。

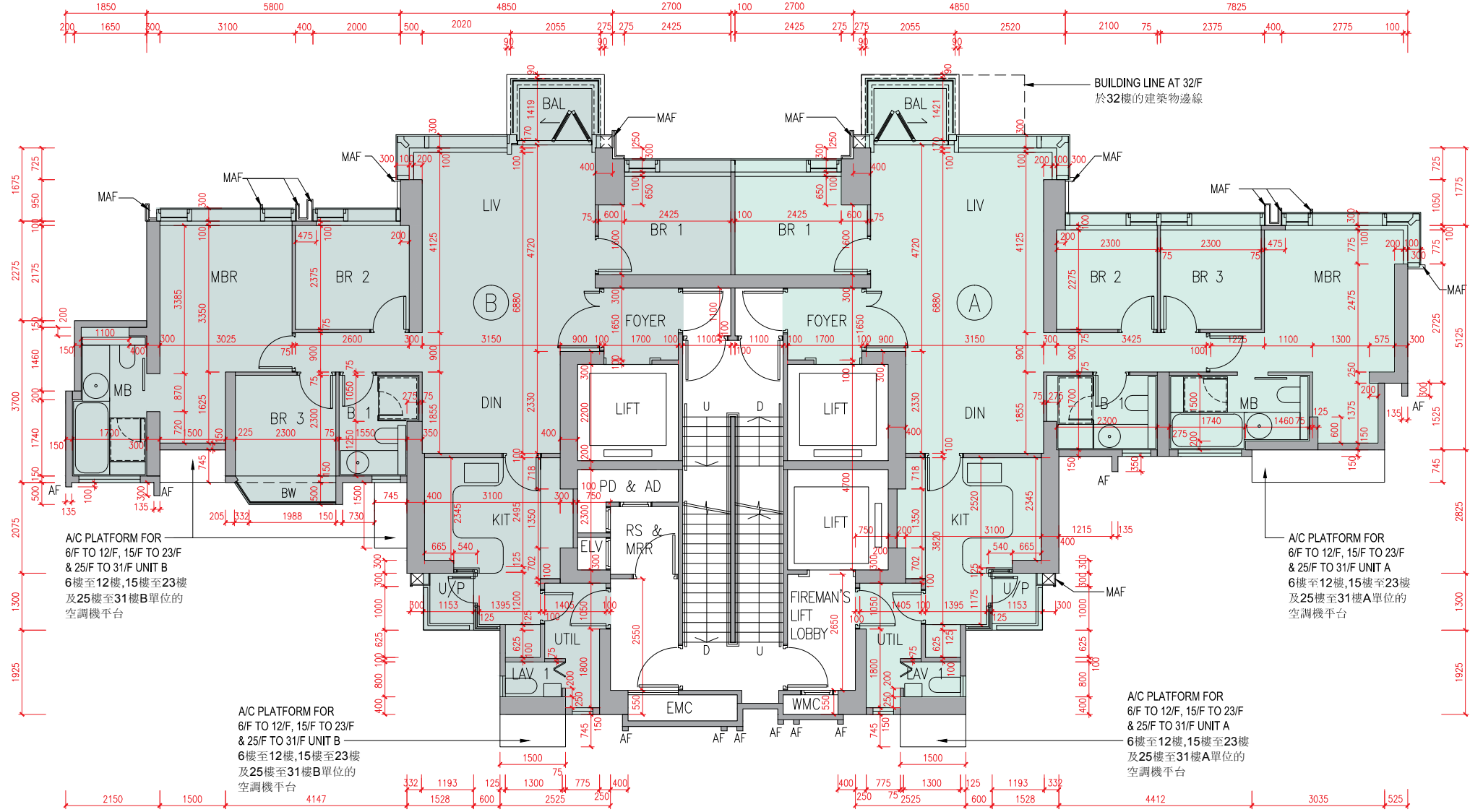


Floor plans of residential properties in the development

發展項目的住宅物業的樓面平面圖

TOWER 6 第6座 6/F-12/F, 15/F-21/F, 23/F & 25/F-31/F (13/F, 14/F & 24/F are omitted)  
6樓-12樓, 15樓-21樓, 23樓及25樓-31樓 (不設13樓、14樓及24樓)

Description 描述	Unit 單位	
	A	B
Floor-to-floor height (refer to the height between the top surface of the structural slab of a floor and the top surface of the structural slab of its immediate upper floor) of each residential property (m) 每個住宅物業的層與層之間的高度 (指該樓層之石屎地台面與上一層石屎地台面之高度距離) (米)	3.335	
23/F & 25/F-30/F 23樓及25樓-30樓	3.500	
31/F 31樓	3.075, 3.500	3.500
The thickness of the floor slabs (excluding plaster) of each residential property (mm) 每個住宅物業的樓板的厚度 (不包括灰泥) (毫米)	125, 150, 175	



LEGEND 圖例

A/C PLATFORM = Air Conditioner Platform 空調機平台  
AD = Air Duct 通風管道槽  
AF = Architectural Feature 建築裝飾  
AF ABOVE = Architectural Feature Above 上層建築裝飾  
B = Bathroom 浴室  
BAL = Balcony 露台  
BR = Bedroom 睡房  
BW = Bay Window 窗台  
CANOPY = 簷篷  
CD = Cable Duct 電線管道槽  
COMMON FLAT ROOF = 公用平台  
CORRIDOR = 走廊  
D = Down 下  
DIN = Dining Room 飯廳  
DOG HOUSE = Mechanical & Electrical Services Duct connecting to the Floor Below 連接下層的機電設施管道  
ELV = Extra Low Voltage Duct 低電壓管道  
EMC = Electricity Meter Cabinet 電錶箱

EMR = Electricity Meter Room 電錶房  
FAMILY ROOM = 家庭廳  
FAN ROOM = 風扇房  
FIREMAN'S LIFT LOBBY = 消防員升降機大堂  
FLAT ROOF = 平台  
FOYER = 前廳  
FRESH AIR FAN ROOM = 鮮風機房  
FS = Fire Services 消防設施  
KIT = Kitchen 廚房  
LIFT = 升降機  
LIFT LOBBY = 升降機大堂  
LIFT SHAFT = 升降機槽  
LIV = Living Room 客廳  
LAV = Lavatory 洗手間  
MAF = Metal Architectural Feature 金屬建築裝飾  
MBR = Master Bedroom 主人睡房  
MB = Master Bathroom 主人房浴室  
MC = Metal Cladding 金屬面板  
PANTRY = 備餐間

PD = Pipe Duct 管道槽  
POOL DECK = 池畔平台  
REFUGE AREA = 庇護地點  
ROOF = 天台  
RS & MRR = Refuse Storage & Material Recovery Room 垃圾及物料回收房  
SKYLIGHT = 天窗  
SKYLIGHT ABOVE = 上層天窗  
STO = Store 儲物房  
SWIMMING POOL = 游泳池  
TOP OF BW = Top of Bay Window 下層窗台頂  
U = Up 上  
UTIL = Utility Room 工作室  
U/P = Utility Platform 工作平台  
WALK-IN CLOSET = 衣帽間  
WMC = Water Meter Cabinet 水錶箱

Notes :

- The internal areas of the residential properties on the upper floors will generally be slightly larger than those on the lower floors because of the reducing thickness of the structural walls on the upper floors.
- The dimensions in the floor plans are all structural dimensions in millimetre.
- The foyer (private lift lobby) forms part of a residential property, and is not a common part of the Development. The saleable area of this residential property specified in the section "Area of Residential Properties in the Development" includes the floor area of that foyer (private lift lobby).

備註：

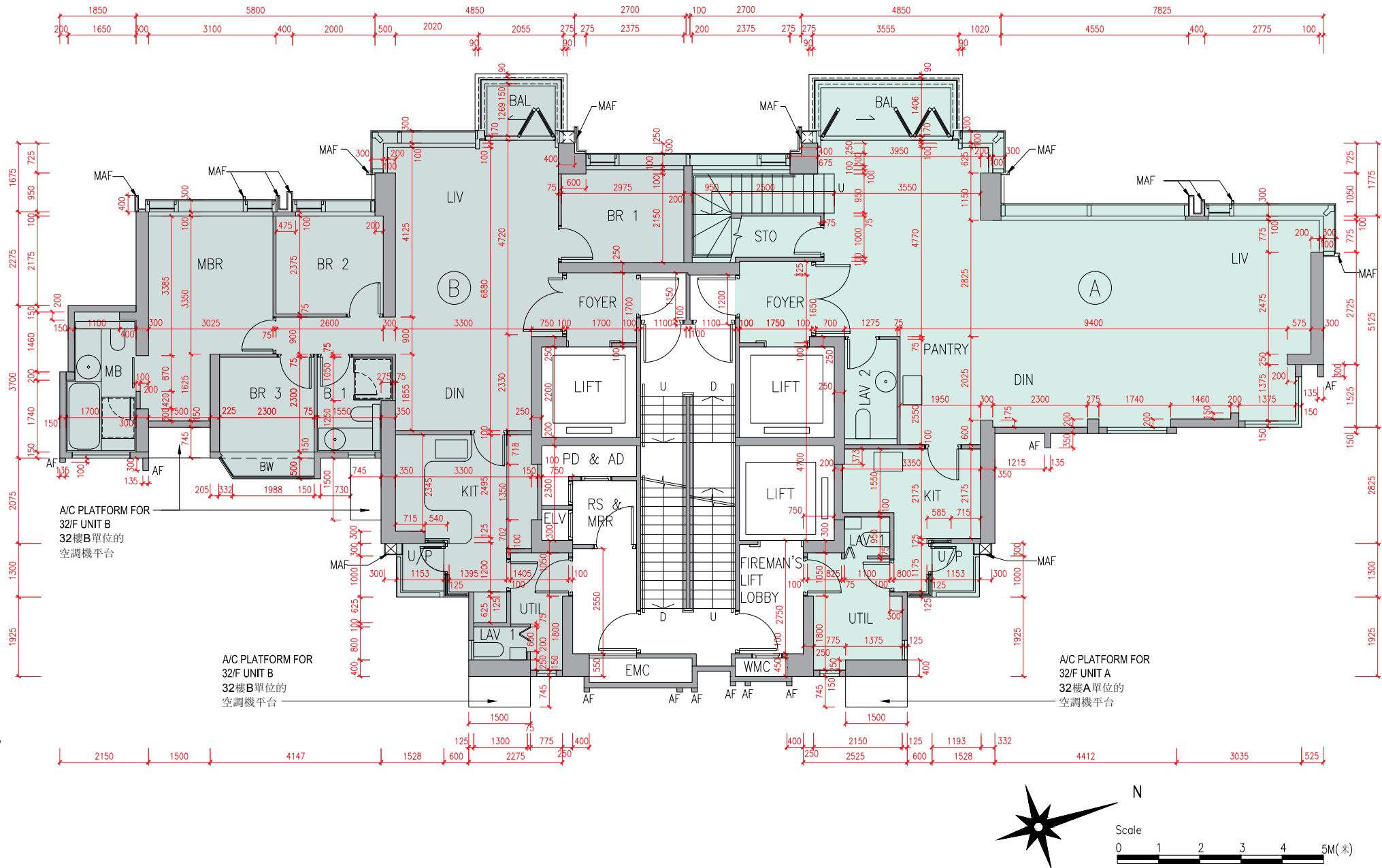
- 因住宅物業的較高樓層的結構牆的厚度遞減，較高樓層的內部面積，一般比較低樓層的內部面積稍大。
- 樓面平面圖之尺規所列數字為以毫米標示之建築結構尺寸。
- 前廳(私人升降機大堂)屬住宅物業一部分，並非發展項目之公用部分。「發展項目中的住宅物業的面積」一節所列該住宅物業之實用面積包括該前廳(私人升降機大堂)之樓面面積。

Floor plans of residential properties in the development

發展項目的住宅物業的樓面平面圖

TOWER 6 32/F  
第6座 32樓

Description 描述	Unit 單位	
	A	B
Floor-to-floor height (refer to the height between the top surface of the structural slab of a floor and the top surface of the structural slab of its immediate upper floor) of each residential property (m) 每個住宅物業的層與層之間的高度 (指該樓層之石屎地台面與上一層石屎地台面之高度距離) (米)	3.150, 3.500, 3.800	3.200, 3.500, 3.800
The thickness of the floor slabs (excluding plaster) of each residential property (mm) 每個住宅物業的樓板的厚度 (不包括灰泥) (毫米)	125, 150, 225	125, 150, 175



Layout in the latest approved building plans; for “as-is” layout, please refer to separate floor plan under this section  
最新經批准的建築圖則的布局，現時布局圖另載於本章節

LEGEND 圖例

A/C PLATFORM = Air Conditioner Platform 空調機平台  
AD = Air Duct 通風管道槽  
AF = Architectural Feature 建築裝飾  
AF ABOVE = Architectural Feature Above 上層建築裝飾  
B = Bathroom 浴室  
BAL = Balcony 露台  
BR = Bedroom 睡房  
BW = Bay Window 窗台  
CANOPY = 簷篷  
CD = Cable Duct 電線管道槽  
COMMON FLAT ROOF = 公用平台  
CORRIDOR = 走廊  
D = Down 下  
DIN = Dining Room 飯廳  
DOG HOUSE = Mechanical & Electrical Services Duct connecting to the Floor Below  
ELV = Extra Low Voltage Duct 低電壓管道  
EMC = Electricity Meter Cabinet 電錶箱

EMR = Electricity Meter Room 電錶房  
FAMILY ROOM = 家庭廳  
FAN ROOM = 風扇房  
FIREMAN'S LIFT LOBBY = 消防員升降機大堂  
FLAT ROOF = 平台  
FOYER = 前廳  
FRESH AIR FAN ROOM = 鮮風機房  
FS = Fire Services 消防設施  
KIT = Kitchen 廚房  
LIFT = 升降機  
LIFT LOBBY = 升降機大堂  
LIFT SHAFT = 升降機槽  
LIV = Living Room 客廳  
LAV = Lavatory 洗手間  
MAF = Metal Architectural Feature 金屬建築裝飾  
MBR = Master Bedroom 主人睡房  
MB = Master Bathroom 主人房浴室  
MC = Metal Cladding 金屬面板  
PANTRY = 備餐間

PD = Pipe Duct 管道槽  
POOL DECK = 池畔平台  
REFUGE AREA = 庇護地點  
ROOF = 天台  
RS & MRR = Refuse Storage & Material Recovery Room 垃圾及物料回收房  
SKYLIGHT = 天窗  
SKYLIGHT ABOVE = 上層天窗  
STO = Store 儲物房  
SWIMMING POOL = 游泳池  
TOP OF BW = Top of Bay Window 下層窗台頂  
U = Up 上  
UTIL = Utility Room 工作室  
U/P = Utility Platform 工作平台  
WALK-IN CLOSET = 衣帽間  
WMC = Water Meter Cabinet 水錶箱

Notes :

- The internal areas of the residential properties on the upper floors will generally be slightly larger than those on the lower floors because of the reducing thickness of the structural walls on the upper floors.
- The dimensions in the floor plans are all structural dimensions in millimetre.
- The foyer (private lift lobby) forms part of a residential property, and is not a common part of the Development. The saleable area of this residential property specified in the section “Area of Residential Properties in the Development” includes the floor area of that foyer (private lift lobby).

備註：

- 因住宅物業的較高樓層的結構牆的厚度遞減，較高樓層的內部面積，一般比較低樓層的內部面積稍大。
- 樓面平面圖之尺規所列數字為以毫米標示之建築結構尺寸。
- 前廳(私人升降機大堂)屬住宅物業一部分，並非發展項目之公用部分。「發展項目中的住宅物業的面積」一節所列該住宅物業之實用面積包括該前廳(私人升降機大堂)之樓面面積。

## Floor plans of residential properties in the development

### 發展項目的住宅物業的樓面平面圖

#### TOWER 6 32/F 第6座 32樓

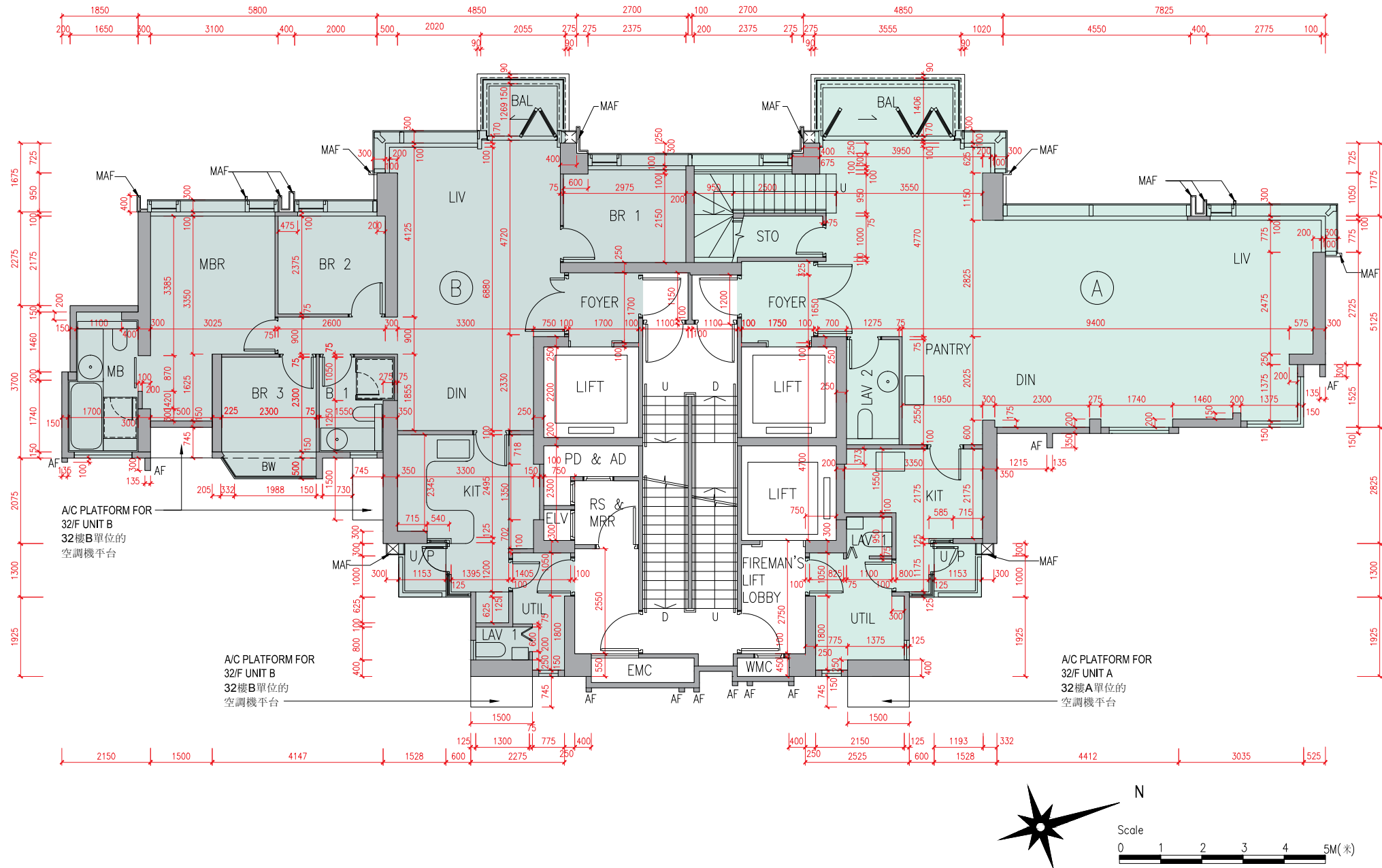
“As-is” layout with with minor works and/or exempted works carried out under the Buildings Ordinance  
小型工程及/或獲《建築物條例》豁免的工程進行後的現時布局

List of minor works and/or exempted works under the Buildings Ordinance (Cap.123) carried out at Unit A after completion of works as shown in the latest approved building plans:

- (a) Handrail of internal staircase modified
- (b) Protective barrier at internal staircase modified

在最新經批准的建築圖則所顯示的工程完成後，按建築物條例(第123章)，於A單位作為小型工程及/或豁免工程進行的工程如下：

- (a) 修改室內樓梯的扶手欄杆
- (b) 修改室內樓梯的防護欄障



Notes :

1. The internal areas of the residential properties on the upper floors will generally be slightly larger than those on the lower floors because of the reducing thickness of the structural walls on the upper floors.
2. The dimensions in the floor plans are all structural dimensions in millimetre.
3. The foyer (private lift lobby) forms part of a residential property, and is not a common part of the Development. The saleable area of this residential property specified in the section “Area of Residential Properties in the Development” includes the floor area of that foyer (private lift lobby).

備註：

1. 因住宅物業的較高樓層的結構牆的厚度遞減，較高樓層的內部面積，一般比較低樓層的內部面積稍大。
2. 樓面平面圖之尺規所列數字為以毫米標示之建築結構尺寸。
3. 前廳(私人升降機大堂)屬住宅物業一部分，並非發展項目之公用部分。「發展項目中的住宅物業的面積」一節所列該住宅物業之實用面積包括該前廳(私人升降機大堂)之樓面面積。

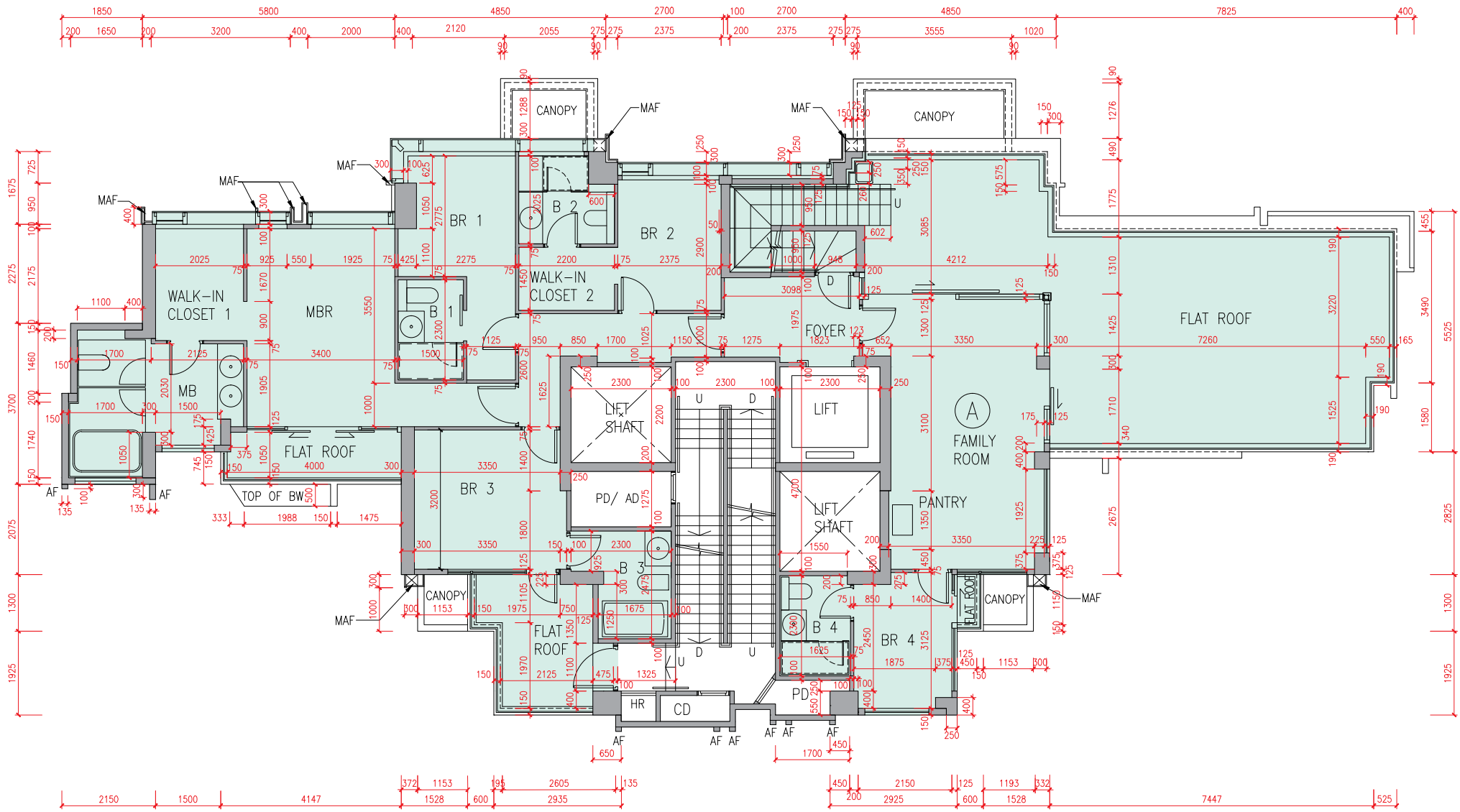


Floor plans of residential properties in the development

發展項目的住宅物業的樓面平面圖

TOWER 6 33/F  
第6座 33樓

Description 描述	Unit 單位
	A
Floor-to-floor height (refer to the height between the top surface of the structural slab of a floor and the top surface of the structural slab of its immediate upper floor) of each residential property (m) 每個住宅物業的層與層之間的高度 (指該樓層之石屎地台面與上一層石屎地台面之高度距離) (米)	3.500, 3.750, 4.290
The thickness of the floor slabs (excluding plaster) of each residential property (mm) 每個住宅物業的樓板的厚度 (不包括灰泥) (毫米)	125, 150, 225



Layout in the latest approved building plans; for “as-is” layout, please refer to separate floor plan under this section  
最新經批准的建築圖則的布局，現時布局圖另載於本章節

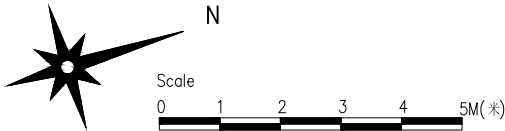
LEGEND 圖例

A/C PLATFORM = Air Conditioner Platform 空調機平台  
AD = Air Duct 通風管道槽  
AF = Architectural Feature 建築裝飾  
AF ABOVE = Architectural Feature Above 上層建築裝飾  
B = Bathroom 浴室  
BAL = Balcony 露台  
BR = Bedroom 睡房  
BW = Bay Window 窗台  
CANOPY = 簷篷  
CD = Cable Duct 電線管道槽  
COMMON FLAT ROOF = 公用平台  
CORRIDOR = 走廊  
D = Down 下  
DIN = Dining Room 飯廳  
DOG HOUSE = Mechanical & Electrical Services Duct connecting to the Floor Below 連接下層的機電設施管道  
ELV = Extra Low Voltage Duct 低電壓管道  
EMC = Electricity Meter Cabinet 電錶箱

EMR = Electricity Meter Room 電錶房  
FAMILY ROOM = 家庭廳  
FAN ROOM = 風扇房  
FIREMAN'S LIFT LOBBY = 消防員升降機大堂  
FLAT ROOF = 平台  
FOYER = 前廳  
FRESH AIR FAN ROOM = 鮮風機房  
FS = Fire Services 消防設施  
KIT = Kitchen 廚房  
LIFT = 升降機  
LIFT LOBBY = 升降機大堂  
LIFT SHAFT = 升降機槽  
LIV = Living Room 客廳  
LAV = Lavatory 洗手間  
MAF = Metal Architectural Feature 金屬建築裝飾  
MBR = Master Bedroom 主人睡房  
MB = Master Bathroom 主人房浴室  
MC = Metal Cladding 金屬面板  
PANTRY = 備餐間

PD = Pipe Duct 管道槽  
POOL DECK = 池畔平台  
REFUGE AREA = 庇護地點  
ROOF = 天台  
RS & MRR = Refuse Storage & Material Recovery Room 垃圾及物料回收房  
SKYLIGHT = 天窗  
SKYLIGHT ABOVE = 上層天窗  
STO = Store 儲物房  
SWIMMING POOL = 游泳池  
TOP OF BW = Top of Bay Window 下層窗台頂  
U = Up 上  
UTIL = Utility Room 工作室  
U/P = Utility Platform 工作平台  
WALK-IN CLOSET = 衣帽間  
WMC = Water Meter Cabinet 水錶箱

- Notes :
- The internal areas of the residential properties on the upper floors will generally be slightly larger than those on the lower floors because of the reducing thickness of the structural walls on the upper floors.
  - The dimensions in the floor plans are all structural dimensions in millimetre.
- 備註：
- 因住宅物業的較高樓層的結構牆的厚度遞減，較高樓層的內部面積，一般比較低樓層的內部面積稍大。
  - 樓面平面圖之尺規所列數字為以毫米標示之建築結構尺寸。



# Floor plans of residential properties in the development

## 發展項目的住宅物業的樓面平面圖

### TOWER 6 33/F 第6座 33樓

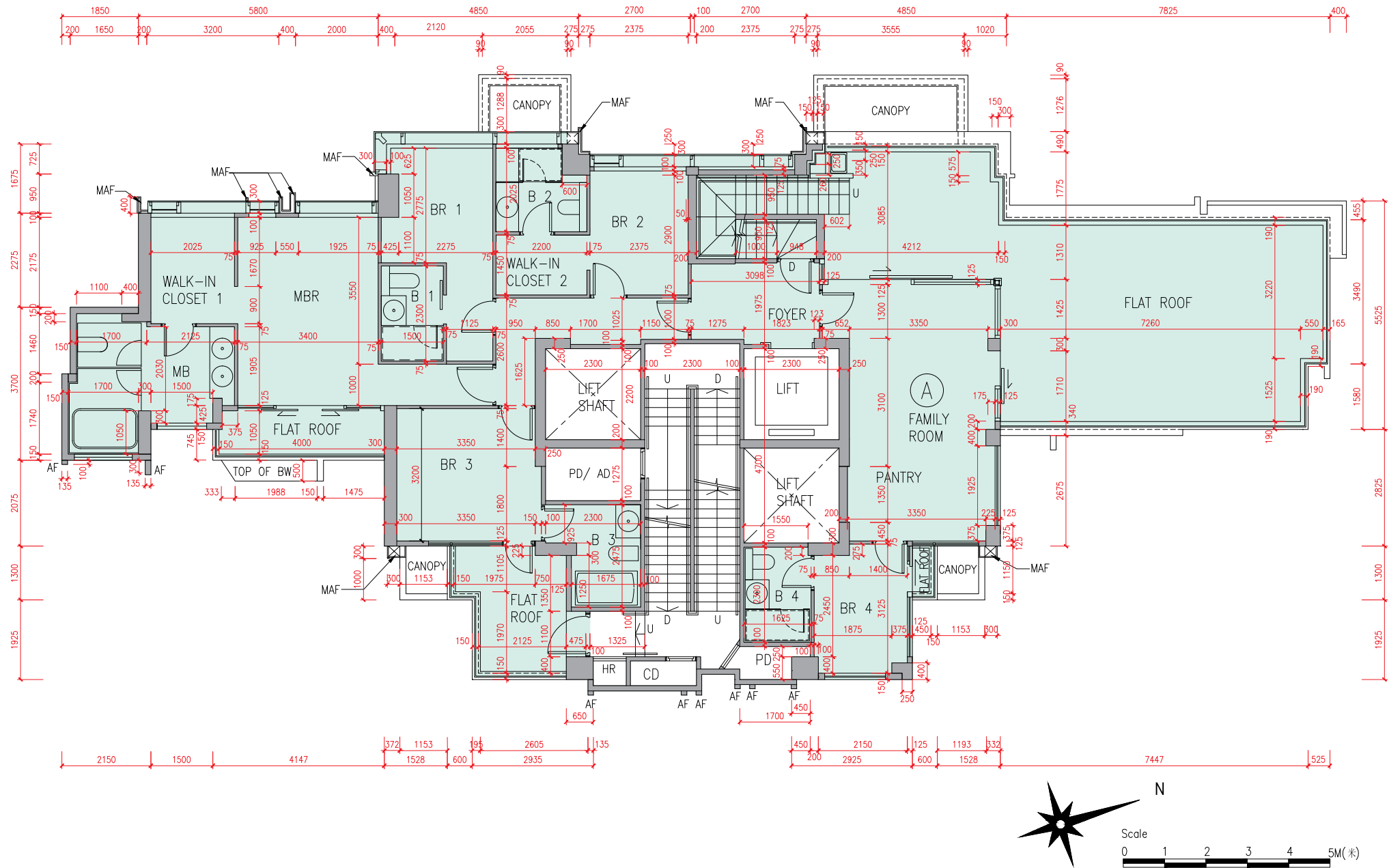
“As-is” layout with with minor works and/or exempted works carried out under the Buildings Ordinance  
小型工程及/或獲《建築物條例》豁免的工程進行後的現時布局

List of minor works and/or exempted works under the Buildings Ordinance (Cap.123) carried out at Unit A after completion of works as shown in the latest approved building plans:

- (a) Handrail of internal staircase modified
- (b) Handrail of external staircase modified
- (c) Sink at Pantry removed
- (d) Sink on flat roof relocated
- (e) Parapet wall near sink on flat roof added

在最新經批准的建築圖則所顯示的工程完成後，按建築物條例(第123章)，於A單位作為小型工程及/或豁免工程進行的工程如下：

- (a) 修改室內樓梯的扶手欄杆
- (b) 修改室外樓梯的扶手欄杆
- (c) 移除備餐間洗滌盆
- (d) 平台上洗滌盆移位
- (e) 平台上洗滌盆附近加設矮牆



#### Notes :

1. The internal areas of the residential properties on the upper floors will generally be slightly larger than those on the lower floors because of the reducing thickness of the structural walls on the upper floors.
2. The dimensions in the floor plans are all structural dimensions in millimetre.

#### 備註：

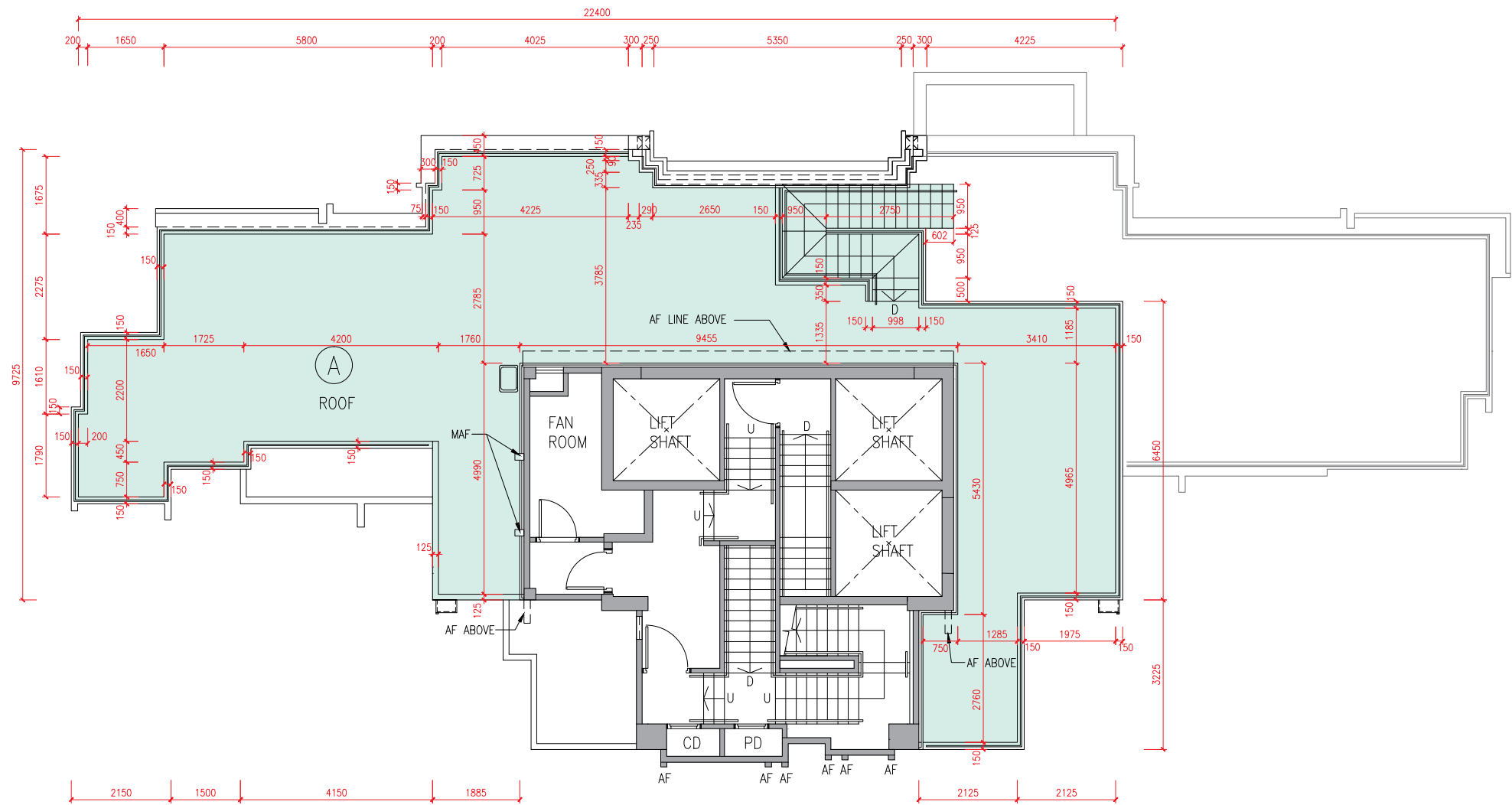
1. 因住宅物業的較高樓層的結構牆的厚度遞減，較高樓層的內部面積，一般比較低樓層的內部面積稍大。
2. 樓面平面圖之尺規所列數字為以毫米標示之建築結構尺寸。

Floor plans of residential properties in the development

發展項目的住宅物業的樓面平面圖

TOWER 6  
第6座

Roof  
天台



Layout in the latest approved building plans; for “as-is” layout, please refer to separate floor plan under this section  
最新經批准的建築圖則的布局，現時布局圖另載於本章節

LEGEND 圖例

A/C PLATFORM = Air Conditioner Platform 空調機平台  
AD = Air Duct 通風管道槽  
AF = Architectural Feature 建築裝飾  
AF ABOVE = Architectural Feature Above 上層建築裝飾  
B = Bathroom 浴室  
BAL = Balcony 露台  
BR = Bedroom 睡房  
BW = Bay Window 窗台  
CANOPY = 簷篷  
CD = Cable Duct 電線管道槽  
COMMON FLAT ROOF = 公用平台  
CORRIDOR = 走廊  
D = Down 下  
DIN = Dining Room 飯廳  
DOG HOUSE = Mechanical & Electrical Services Duct connecting to the Floor Below 連接下層的機電設施管道  
ELV = Extra Low Voltage Duct 低電壓管道  
EMC = Electricity Meter Cabinet 電錶箱

EMR = Electricity Meter Room 電錶房  
FAMILY ROOM = 家庭廳  
FAN ROOM = 風扇房  
FIREMAN'S LIFT LOBBY = 消防員升降機大堂  
FLAT ROOF = 平台  
FOYER = 前廳  
FRESH AIR FAN ROOM = 鮮風機房  
FS = Fire Services 消防設施  
KIT = Kitchen 廚房  
LIFT = 升降機  
LIFT LOBBY = 升降機大堂  
LIFT SHAFT = 升降機槽  
LIV = Living Room 客廳  
LAV = Lavatory 洗手間  
MAF = Metal Architectural Feature 金屬建築裝飾  
MBR = Master Bedroom 主人睡房  
MB = Master Bathroom 主人房浴室  
MC = Metal Cladding 金屬面板  
PANTRY = 備餐間

PD = Pipe Duct 管道槽  
POOL DECK = 池畔平台  
REFUGE AREA = 庇護地點  
ROOF = 天台  
RS & MRR = Refuse Storage & Material Recovery Room 垃圾及物料回收房  
SKYLIGHT = 天窗  
SKYLIGHT ABOVE = 上層天窗  
STO = Store 儲物房  
SWIMMING POOL = 游泳池  
TOP OF BW = Top of Bay Window 下層窗台頂  
U = Up 上  
UTIL = Utility Room 工作室  
U/P = Utility Platform 工作平台  
WALK-IN CLOSET = 衣帽間  
WMC = Water Meter Cabinet 水錶箱

Notes :

1. The internal areas of the residential properties on the upper floors will generally be slightly larger than those on the lower floors because of the reducing thickness of the structural walls on the upper floors.
2. The dimensions in the floor plans are all structural dimensions in millimetre.

備註：

1. 因住宅物業的較高樓層的結構牆的厚度遞減，較高樓層的內部面積，一般比較低樓層的內部面積稍大。
2. 樓面平面圖之尺規所列數字為以毫米標示之建築結構尺寸。



# Floor plans of residential properties in the development

## 發展項目的住宅物業的樓面平面圖

### TOWER 6 第6座 Roof 天台

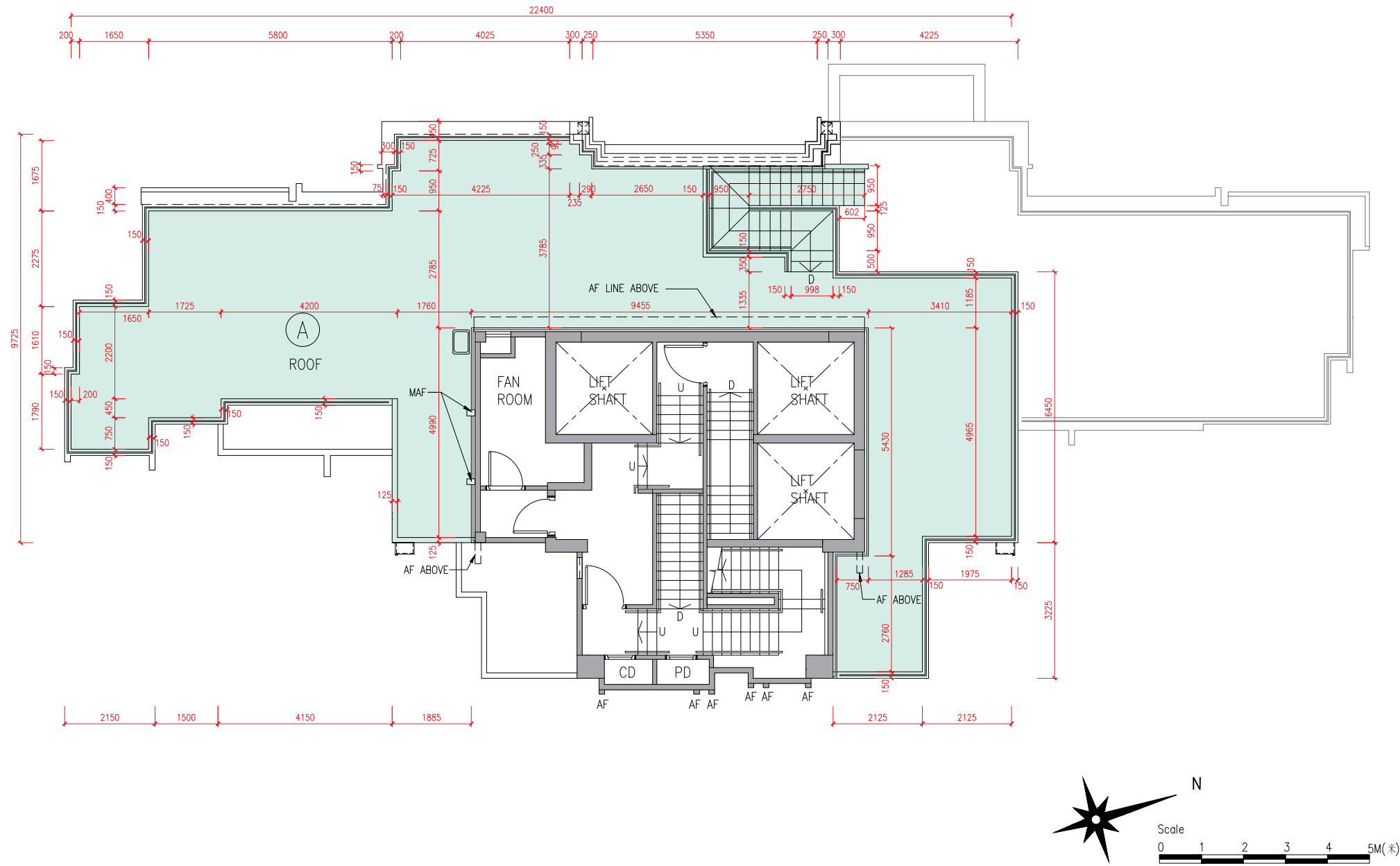
“As-is” layout with with minor works and/or exempted works carried out under the Buildings Ordinance  
小型工程及/或獲《建築物條例》豁免的工程進行後的現時布局

List of minor works and/or exempted works under the Buildings Ordinance (Cap.123) carried out at Unit A after completion of works as shown in the latest approved building plans:

- (a) Handrail of external staircase modified
- (b) Parapet wall on flat roof added
- (c) Steps of external staircase modified

在最新經批准的建築圖則所顯示的工程完成後，按建築物條例(第123章)，於A單位作為小型工程及/或豁免工程進行的工程如下：

- (a) 修改室外樓梯的扶手欄杆
- (b) 平台上加設矮牆
- (c) 修改室外樓梯的梯級



#### Notes :

1. The internal areas of the residential properties on the upper floors will generally be slightly larger than those on the lower floors because of the reducing thickness of the structural walls on the upper floors.
2. The dimensions in the floor plans are all structural dimensions in millimetre.

#### 備註：

1. 因住宅物業的較高樓層的結構牆的厚度遞減，較高樓層的內部面積，一般比較低樓層的內部面積稍大。
2. 樓面平面圖之尺規所列數字為以毫米標示之建築結構尺寸。

# Floor plans of residential properties in the development

## 發展項目的住宅物業的樓面平面圖

### Legend for floor plan 平面圖圖例

A/C PLATFORM = Air Conditioner Platform 空調機平台  
AD = Air Duct 通風管道槽  
AF = Architectural Feature 建築裝飾  
AF ABOVE = Architectural Feature Above 上層建築裝飾  
B = Bathroom 浴室  
BAL = Balcony 露台  
BR = Bedroom 睡房  
BW = Bay Window 窗台  
CANOPY = 簷篷  
CD = Cable Duct 電線管道槽  
COMMON FLAT ROOF = 公用平台  
CORRIDOR = 走廊  
D = Down 下  
DIN = Dining Room 飯廳  
DOG HOUSE = Mechanical & Electrical Services Duct connecting to the Floor Below  
                  連接下層的機電設施管道  
ELV = Extra Low Voltage Duct 低電壓管道  
EMC = Electricity Meter Cabinet 電錶箱  
EMR = Electricity Meter Room 電錶房  
FAMILY ROOM = 家庭廳  
FAN ROOM = 風扇房  
FIREMAN’S LIFT LOBBY = 消防員升降機大堂  
FLAT ROOF = 平台  
FOYER = 前廳  
FRESH AIR FAN ROOM = 鮮風機房  
FS = Fire Services 消防設施  
KIT = Kitchen 廚房  
LIFT = 升降機  
LIFT LOBBY = 升降機大堂  
LIFT SHAFT = 升降機槽  
LIV = Living Room 客廳  
LAV = Lavatory 洗手間  
MAF = Metal Architectural Feature 金屬建築裝飾  
MBR = Master Bedroom 主人睡房  
MB = Master Bathroom 主人房浴室  
MC = Metal Cladding 金屬面板  
PANTRY = 備餐間  
PD = Pipe Duct 管道槽  
POOL DECK = 池畔平台  
REFUGE AREA = 庇護地點  
ROOF = 天台  
RS & MRR = Refuse Storage & Material Recovery Room 垃圾及物料回收房  
SKYLIGHT = 天窗  
SKYLIGHT ABOVE = 上層天窗  
STO = Store 儲物房  
SWIMMING POOL = 游泳池  
TOP OF BW = Top of Bay Window 下層窗台頂  
U = Up 上  
UTIL = Utility Room 工作室  
U/P = Utility Platform 工作平台  
WALK-IN CLOSET = 衣帽間  
WMC = Water Meter Cabinet 水錶箱

## Floor plans of residential properties in the development

### 發展項目的住宅物業的樓面平面圖

Notes :

- There are architectural features, metal grilles and/or exposed pipes on the external walls of some of the floors. For details, please refer to the latest approved building plans.
- Common pipes exposed and /or enclosed in cladding are located at/adjacent to the balcony and/or flat roof and/or air-conditioner platform and/or external wall of some residential units. For details, please refer to the latest approved building plans and/or approved drainage plans.
- There are sunken slabs (for mechanical and electrical services of units above) and/or ceiling bulkheads for the air-conditioning fittings and/or mechanical and electrical services at some residential units.
- There are exposed pipes installed in some stores and toilets.
- There are exposed pipes located at the upper part of some utility platforms.
- Balconies and Utility Platform are non-enclosed areas.
- Symbols of fittings and fitments such as bath tub, sink, water closet, shower, sink counter, etc. are prepared based on the latest approved building plans and are for general indication only.

備註：

- 部分樓層外牆範圍設有建築裝飾、金屬格柵及/或外露喉管，詳細資料請參考最新批准的建築圖則。
- 部分住宅單位的露台及/或平台及/或空調機平台及/或外牆上/附近設有外露及/或外牆裝飾板內藏之公用喉管，詳細資料請參考最新批准的建築圖則及/或排水設施圖。
- 部分住宅單位天花有跌級樓板(用以安裝樓上單位之機電設備)及/或假天花內裝置空調裝備及/或其他機電設備。
- 部分儲物房及洗手間內裝有外露喉管。
- 部分工作平台上方裝有外露喉管。
- 露台及工作平台為不可封閉的地方。
- 樓面平面圖上所顯示的裝置符號，如浴缸、洗滌盆、坐廁、花灑、洗滌盆櫃等乃按最新的經批准的建築圖則繪製，只作一般示意用途。



Area of residential properties in the development

發展項目中的住宅物業的面積

Description of Residential Property 物業的描述			Saleable Area (including balcony, utility platform and verandah, if any) sq.metre (sq.ft.) 實用面積 (包括露台、工作平台及陽台(如有)) 平方米(平方呎)	Area of other specified items (not included in the Saleable Area) sq.metre (sq.ft.) 其他指明項目的面積(不計算入實用面積)平方米(平方呎)									
Tower Number 座號	Floor 樓層	Unit 單位		Air-conditioning plant room 空調機房	Bay window 窗台	Cockloft 閣樓	Flat roof 平台	Garden 花園	Parking space 停車位	Roof 天台	Stairhood 梯屋	Terrace 前庭	Yard 庭院
1	3/F 3樓	A	100.130 (1,078) (Balcony 露台：2.617 (28)) (Utility Platform 工作平台：1.468 (16)) (Verandah 陽台：- (-))	-	-	-	14.913 (161)	-	-	-	-	-	-
		B	99.709 (1,073) (Balcony 露台：2.617 (28)) (Utility Platform 工作平台：1.469 (16)) (Verandah 陽台：- (-))	-	-	-	15.014 (162)	-	-	-	-	-	-
	5/F-12/F & 15/F-21/F 5樓至12樓及15樓至21樓	A	100.130 (1,078) (Balcony 露台：2.617 (28)) (Utility Platform 工作平台：1.468 (16)) (Verandah 陽台：- (-))	-	-	-	-	-	-	-	-	-	-
		B	99.709 (1,073) (Balcony 露台：2.617 (28)) (Utility Platform 工作平台：1.469 (16)) (Verandah 陽台：- (-))	-	-	-	-	-	-	-	-	-	-
	23/F & 25/F-31/F 23樓及25樓至31樓	A	141.106 (1,519) (Balcony 露台：3.840 (41)) (Utility Platform 工作平台：1.468 (16)) (Verandah 陽台：- (-))	-	-	-	-	-	-	-	-	-	-
		B	141.340 (1,521) (Balcony 露台：3.840 (41)) (Utility Platform 工作平台：1.469 (16)) (Verandah 陽台：- (-))	-	-	-	-	-	-	-	-	-	-
	32/F 32樓	B	141.340 (1,521) (Balcony 露台：3.840 (41)) (Utility Platform 工作平台：1.469 (16)) (Verandah 陽台：- (-))	-	-	-	-	-	-	-	-	-	-
	32/F & 33/F (Duplex Unit) 32樓和33樓 (複式單位)	A	348.479 (3,751) (Balcony 露台：3.840 (41)) (Utility Platform 工作平台：1.468 (16)) (Verandah 陽台：- (-))	-	-	-	61.745 (665)	-	-	128.827 (1,387)	-	-	-

1. The saleable area is calculated in accordance with Section 8 of the Residential Properties (First-hand Sales) Ordinance.
2. The floor areas of balcony, utility platform and verandah, if any, are calculated in accordance with Section 8 of the Residential Properties (First-hand Sales) Ordinance.
3. The areas of other specified items (not included in the saleable area) are calculated in accordance with Part 2 of Schedule 2 to the Residential Properties (First-hand Sales) Ordinance.

Notes :

1. The areas in square metres have been converted to square feet based on a conversion rate of 1 square metre = 10.764 square feet and rounded off to the nearest integer.
2. 4/F, 13/F, 14/F and 24/F are omitted.

1. 實用面積是按《一手住宅物業銷售條例》第8條計算得出的。
2. 露台、工作平台及陽台（如有）之樓面面積是按《一手住宅物業銷售條例》第8條計算得出的。
3. 其他指明項目的面積（不計算入實用面積）是按《一手住宅物業銷售條例》附表2第2部計算得出的。

備註：

1. 以平方呎列出的面積以1平方米=10.764平方呎換算，並四捨五入至整數。
2. 不設4樓、13樓、14樓及24樓。

Area of residential properties in the development

發展項目中的住宅物業的面積

Description of Residential Property 物業的描述			Saleable Area (including balcony, utility platform and verandah, if any) sq.metre (sq.ft.) 實用面積 (包括露台、工作平台及陽台(如有)) 平方米(平方呎)	Area of other specified items (not included in the Saleable Area) sq.metre (sq.ft.) 其他指明項目的面積(不計算入實用面積)平方米(平方呎)									
Tower Number 座號	Floor 樓層	Unit 單位		Air-conditioning plant room 空調機房	Bay window 窗台	Cockloft 閣樓	Flat roof 平台	Garden 花園	Parking space 停車位	Roof 天台	Stairhood 梯屋	Terrace 前庭	Yard 庭院
2	3/F 3樓	A	108.695 (1,170) (Balcony 露台：2.796 (30)) (Utility Platform 工作平台：1.500 (16)) (Verandah 陽台：- (-))	-	-	-	23.671 (255)	-	-	-	-	-	-
		B	108.695 (1,170) (Balcony 露台：2.796 (30)) (Utility Platform 工作平台：1.500 (16)) (Verandah 陽台：- (-))	-	-	-	21.939 (236)	-	-	-	-	-	-
	5/F-12/F & 15/F-21/F 5樓至12樓及15樓至21樓	A	108.695 (1,170) (Balcony 露台：2.796 (30)) (Utility Platform 工作平台：1.500 (16)) (Verandah 陽台：- (-))	-	-	-	-	-	-	-	-	-	-
		B	108.695 (1,170) (Balcony 露台：2.796 (30)) (Utility Platform 工作平台：1.500 (16)) (Verandah 陽台：- (-))	-	-	-	-	-	-	-	-	-	-
	23/F & 25/F-31/F 23樓及25樓至31樓	A	123.046 (1,324) (Balcony 露台：3.252 (35)) (Utility Platform 工作平台：1.500 (16)) (Verandah 陽台：- (-))	-	1.408 (15)	-	-	-	-	-	-	-	-
		B	123.046 (1,324) (Balcony 露台：3.252 (35)) (Utility Platform 工作平台：1.500 (16)) (Verandah 陽台：- (-))	-	1.408 (15)	-	-	-	-	-	-	-	-
	32/F 32樓	B	123.046 (1,324) (Balcony 露台：3.252 (35)) (Utility Platform 工作平台：1.500 (16)) (Verandah 陽台：- (-))	-	1.408 (15)	-	-	-	-	-	-	-	-
	32/F & 33/F (Duplex Unit) 32樓和33樓 (複式單位)	A	312.606 (3,365) (Balcony 露台：4.840 (52)) (Utility Platform 工作平台：1.500 (16)) (Verandah 陽台：- (-))	-	1.408 (15)	-	43.865 (472)	-	-	146.293 (1,575)	-	-	-

1. The saleable area is calculated in accordance with Section 8 of the Residential Properties (First-hand Sales) Ordinance.

2. The floor areas of balcony, utility platform and verandah, if any, are calculated in accordance with Section 8 of the Residential Properties (First-hand Sales) Ordinance.

3. The areas of other specified items (not included in the saleable area) are calculated in accordance with Part 2 of Schedule 2 to the Residential Properties (First-hand Sales) Ordinance.

Notes :

1. The areas in square metres have been converted to square feet based on a conversion rate of 1 square metre = 10.764 square feet and rounded off to the nearest integer.

2. 4/F, 13/F, 14/F and 24/F are omitted.

1. 實用面積是按《一手住宅物業銷售條例》第8條計算得出的。

2. 露台、工作平台及陽台（如有）之樓面面積是按《一手住宅物業銷售條例》第8條計算得出的。

3. 其他指明項目的面積（不計算入實用面積）是按《一手住宅物業銷售條例》附表2第2部計算得出的。

備註：

1. 以平方呎列出的面積以1平方米=10.764平方呎換算，並四捨五入至整數。

2. 不設4樓、13樓、14樓及24樓。

Area of residential properties in the development

發展項目中的住宅物業的面積

Description of Residential Property 物業的描述			Saleable Area (including balcony, utility platform and verandah, if any) sq.metre (sq.ft.) 實用面積 (包括露台、工作平台及陽台(如有)) 平方米(平方呎)	Area of other specified items (not included in the Saleable Area) sq.metre (sq.ft.) 其他指明項目的面積(不計算入實用面積)平方米(平方呎)									
Tower Number 座號	Floor 樓層	Unit 單位		Air-conditioning plant room 空調機房	Bay window 窗台	Cockloft 閣樓	Flat roof 平台	Garden 花園	Parking space 停車位	Roof 天台	Stairhood 梯屋	Terrace 前庭	Yard 庭院
3	5/F 5樓	A	84.817 (913) (Balcony 露台：2.312 (25)) (Utility Platform 工作平台：1.500 (16)) (Verandah 陽台：- (-))	-	-	-	-	-	-	-	-	-	-
		B	68.322 (735) (Balcony 露台：2.000 (22)) (Utility Platform 工作平台：1.500 (16)) (Verandah 陽台：- (-))	-	-	-	-	-	-	-	-	-	-
	6/F 6樓	A	84.816 (913) (Balcony 露台：2.312 (25)) (Utility Platform 工作平台：1.499 (16)) (Verandah 陽台：- (-))	-	-	-	-	-	-	-	-	-	-
		B	68.322 (735) (Balcony 露台：2.000 (22)) (Utility Platform 工作平台：1.500 (16)) (Verandah 陽台：- (-))	-	-	-	-	-	-	-	-	-	-
		C	66.493 (716) (Balcony 露台：2.000 (22)) (Utility Platform 工作平台：1.486 (16)) (Verandah 陽台：- (-))	-	1.213 (13)	-	26.622 (287)	-	-	-	-	-	-
		D	55.327 (596) (Balcony 露台：2.000 (22)) (Utility Platform 工作平台：1.500 (16)) (Verandah 陽台：- (-))	-	0.982 (11)	-	17.795 (192)	-	-	-	-	-	-

1. The saleable area is calculated in accordance with Section 8 of the Residential Properties (First-hand Sales) Ordinance.
2. The floor areas of balcony, utility platform and verandah, if any, are calculated in accordance with Section 8 of the Residential Properties (First-hand Sales) Ordinance.
3. The areas of other specified items (not included in the saleable area) are calculated in accordance with Part 2 of Schedule 2 to the Residential Properties (First-hand Sales) Ordinance.

Notes :

1. The areas in square metres have been converted to square feet based on a conversion rate of 1 square metre = 10.764 square feet and rounded off to the nearest integer.
2. 4/F, 13/F, 14/F, 24/F and 34/F are omitted.

1. 實用面積是按《一手住宅物業銷售條例》第8條計算得出的。
2. 露台、工作平台及陽台（如有）之樓面面積是按《一手住宅物業銷售條例》第8條計算得出的。
3. 其他指明項目的面積（不計算入實用面積）是按《一手住宅物業銷售條例》附表2第2部計算得出的。

備註：

1. 以平方呎列出的面積以1平方米=10.764平方呎換算，並四捨五入至整數。
2. 不設4樓、13樓、14樓、24樓及34樓。



Area of residential properties in the development

發展項目中的住宅物業的面積

Description of Residential Property 物業的描述			Saleable Area (including balcony, utility platform and verandah, if any) sq.metre (sq.ft.) 實用面積 (包括露台、工作平台及陽台(如有)) 平方米(平方呎)	Area of other specified items (not included in the Saleable Area) sq.metre (sq.ft.) 其他指明項目的面積(不計算入實用面積)平方米(平方呎)									
Tower Number 座號	Floor 樓層	Unit 單位		Air-conditioning plant room 空調機房	Bay window 窗台	Cockloft 閣樓	Flat roof 平台	Garden 花園	Parking space 停車位	Roof 天台	Stairhood 梯屋	Terrace 前庭	Yard 庭院
3	7/F-12/F, 15/F-23/F & 25/F-33/F 7樓至12樓、 15樓至23樓及 25樓至33樓	A	84.816 (913) (Balcony 露台：2.312 (25)) (Utility Platform 工作平台：1.499 (16)) (Verandah 陽台：- (-))	-	-	-	-	-	-	-	-	-	-
		B	68.322 (735) (Balcony 露台：2.000 (22)) (Utility Platform 工作平台：1.500 (16)) (Verandah 陽台：- (-))	-	-	-	-	-	-	-	-	-	-
		C	66.493 (716) (Balcony 露台：2.000 (22)) (Utility Platform 工作平台：1.486 (16)) (Verandah 陽台：- (-))	-	1.213 (13)	-	-	-	-	-	-	-	-
		D	55.327 (596) (Balcony 露台：2.000 (22)) (Utility Platform 工作平台：1.500 (16)) (Verandah 陽台：- (-))	-	0.982 (11)	-	-	-	-	-	-	-	-
	35/F 35樓	A	133.736 (1,440) (Balcony 露台：3.669 (39)) (Utility Platform 工作平台：1.500 (16)) (Verandah 陽台：- (-))	-	-	-	12.013 (129)	-	-	60.054 (646)	-	-	-
		B	110.172 (1,186) (Balcony 露台：3.164 (34)) (Utility Platform 工作平台：1.500 (16)) (Verandah 陽台：- (-))	-	-	-	7.840 (84)	-	-	-	-	-	-

1. The saleable area is calculated in accordance with Section 8 of the Residential Properties (First-hand Sales) Ordinance.

2. The floor areas of balcony, utility platform and verandah, if any, are calculated in accordance with Section 8 of the Residential Properties (First-hand Sales) Ordinance.

3. The areas of other specified items (not included in the saleable area) are calculated in accordance with Part 2 of Schedule 2 to the Residential Properties (First-hand Sales) Ordinance.

Notes :

1. The areas in square metres have been converted to square feet based on a conversion rate of 1 square metre = 10.764 square feet and rounded off to the nearest integer.

2. 4/F, 13/F, 14/F, 24/F and 34/F are omitted.

1. 實用面積是按《一手住宅物業銷售條例》第8條計算得出的。

2. 露台、工作平台及陽台（如有）之樓面面積是按《一手住宅物業銷售條例》第8條計算得出的。

3. 其他指明項目的面積（不計算入實用面積）是按《一手住宅物業銷售條例》附表2第2部計算得出的。

備註：

1. 以平方呎列出的面積以1平方米=10.764平方呎換算，並四捨五入至整數。

2. 不設4樓、13樓、14樓、24樓及34樓。

Area of residential properties in the development

發展項目中的住宅物業的面積

Description of Residential Property 物業的描述			Saleable Area (including balcony, utility platform and verandah, if any) sq.metre (sq.ft.) 實用面積 (包括露台、工作平台及陽台(如有)) 平方米(平方呎)	Area of other specified items (not included in the Saleable Area) sq.metre (sq.ft.) 其他指明項目的面積(不計算入實用面積)平方米(平方呎)									
Tower Number 座號	Floor 樓層	Unit 單位		Air-conditioning plant room 空調機房	Bay window 窗台	Cockloft 閣樓	Flat roof 平台	Garden 花園	Parking space 停車位	Roof 天台	Stairhood 梯屋	Terrace 前庭	Yard 庭院
5	5/F 5樓	A	84.826 (913) (Balcony 露台：2.312 (25)) (Utility Platform 工作平台：1.500 (16)) (Verandah 陽台：- (-))	-	-	-	-	-	-	-	-	-	-
		B	84.969 (915) (Balcony 露台：2.292 (25)) (Utility Platform 工作平台：1.500 (16)) (Verandah 陽台：- (-))	-	-	-	-	-	-	-	-	-	-
	6/F 6樓	A	84.826 (913) (Balcony 露台：2.312 (25)) (Utility Platform 工作平台：1.500 (16)) (Verandah 陽台：- (-))	-	-	-	-	-	-	-	-	-	-
		B	84.969 (915) (Balcony 露台：2.292 (25)) (Utility Platform 工作平台：1.500 (16)) (Verandah 陽台：- (-))	-	-	-	-	-	-	-	-	-	-
		C	66.493 (716) (Balcony 露台：2.000 (22)) (Utility Platform 工作平台：1.486 (16)) (Verandah 陽台：- (-))	-	1.213 (13)	-	26.576 (286)	-	-	-	-	-	-
		D	55.418 (597) (Balcony 露台：2.000 (22)) (Utility Platform 工作平台：1.500 (16)) (Verandah 陽台：- (-))	-	0.982 (11)	-	18.016 (194)	-	-	-	-	-	-

1. The saleable area is calculated in accordance with Section 8 of the Residential Properties (First-hand Sales) Ordinance.

2. The floor areas of balcony, utility platform and verandah, if any, are calculated in accordance with Section 8 of the Residential Properties (First-hand Sales) Ordinance.

3. The areas of other specified items (not included in the saleable area) are calculated in accordance with Part 2 of Schedule 2 to the Residential Properties (First-hand Sales) Ordinance.

- Notes :
1. The areas in square metres have been converted to square feet based on a conversion rate of 1 square metre = 10.764 square feet and rounded off to the nearest integer.

2. 4/F, 13/F, 14/F, 24/F and 34/F are omitted.

1. 實用面積是按《一手住宅物業銷售條例》第8條計算得出的。

2. 露台、工作平台及陽台（如有）之樓面面積是按《一手住宅物業銷售條例》第8條計算得出的。

3. 其他指明項目的面積（不計算入實用面積）是按《一手住宅物業銷售條例》附表2第2部計算得出的。

- 備註：
1. 以平方呎列出的面積以1平方米=10.764平方呎換算，並四捨五入至整數。

2. 不設4樓、13樓、14樓、24樓及34樓。

Area of residential properties in the development

發展項目中的住宅物業的面積

Description of Residential Property 物業的描述			Saleable Area (including balcony, utility platform and verandah, if any) sq.metre (sq.ft.) 實用面積 (包括露台、工作平台及陽台(如有)) 平方米(平方呎)	Area of other specified items (not included in the Saleable Area) sq.metre (sq.ft.) 其他指明項目的面積(不計算入實用面積)平方米(平方呎)									
Tower Number 座號	Floor 樓層	Unit 單位		Air-conditioning plant room 空調機房	Bay window 窗台	Cockloft 閣樓	Flat roof 平台	Garden 花園	Parking space 停車位	Roof 天台	Stairhood 梯屋	Terrace 前庭	Yard 庭院
5	7/F-12/F, 15/F-23/F & 25/F-33/F 7樓至12樓、 15樓至23樓及 25樓至33樓	A	84.826 (913) (Balcony 露台：2.312 (25)) (Utility Platform 工作平台：1.500 (16)) (Verandah 陽台：- (-))	-	-	-	-	-	-	-	-	-	-
		B	84.969 (915) (Balcony 露台：2.292 (25)) (Utility Platform 工作平台：1.500 (16)) (Verandah 陽台：- (-))	-	-	-	-	-	-	-	-	-	-
		C	66.493 (716) (Balcony 露台：2.000 (22)) (Utility Platform 工作平台：1.486 (16)) (Verandah 陽台：- (-))	-	1.213 (13)	-	-	-	-	-	-	-	-
		D	55.418 (597) (Balcony 露台：2.000 (22)) (Utility Platform 工作平台：1.500 (16)) (Verandah 陽台：- (-))	-	0.982 (11)	-	-	-	-	-	-	-	-
	35/F 35樓	A	150.847 (1,624) (Balcony 露台：3.749 (40)) (Utility Platform 工作平台：1.500 (16)) (Verandah 陽台：- (-))	-	-	-	11.671 (126)	-	-	67.673 (728)	-	-	-
		B	110.255 (1,187) (Balcony 露台：3.164 (34)) (Utility Platform 工作平台：1.500 (16)) (Verandah 陽台：- (-))	-	-	-	7.840 (84)	-	-	-	-	-	-

1. The saleable area is calculated in accordance with Section 8 of the Residential Properties (First-hand Sales) Ordinance.

2. The floor areas of balcony, utility platform and verandah, if any, are calculated in accordance with Section 8 of the Residential Properties (First-hand Sales) Ordinance.

3. The areas of other specified items (not included in the saleable area) are calculated in accordance with Part 2 of Schedule 2 to the Residential Properties (First-hand Sales) Ordinance.

Notes :

1. The areas in square metres have been converted to square feet based on a conversion rate of 1 square metre = 10.764 square feet and rounded off to the nearest integer.

2. 4/F, 13/F, 14/F, 24/F and 34/F are omitted.

1. 實用面積是按《一手住宅物業銷售條例》第8條計算得出的。

2. 露台、工作平台及陽台（如有）之樓面面積是按《一手住宅物業銷售條例》第8條計算得出的。

3. 其他指明項目的面積（不計算入實用面積）是按《一手住宅物業銷售條例》附表2第2部計算得出的。

備註：

1. 以平方呎列出的面積以1平方米=10.764平方呎換算，並四捨五入至整數。

2. 不設4樓、13樓、14樓、24樓及34樓。



Area of residential properties in the development

發展項目中的住宅物業的面積

Description of Residential Property 物業的描述			Saleable Area (including balcony, utility platform and verandah, if any) sq.metre (sq.ft.) 實用面積 (包括露台、工作平台及陽台(如有)) 平方米(平方呎)	Area of other specified items (not included in the Saleable Area) sq.metre (sq.ft.) 其他指明項目的面積(不計算入實用面積)平方米(平方呎)									
Tower Number 座號	Floor 樓層	Unit 單位		Air-conditioning plant room 空調機房	Bay window 窗台	Cockloft 閣樓	Flat roof 平台	Garden 花園	Parking space 停車位	Roof 天台	Stairhood 梯屋	Terrace 前庭	Yard 庭院
6	3/F 3樓	A	111.233 (1,197) (Balcony 露台：2.921 (31)) (Utility Platform 工作平台：1.499 (16)) (Verandah 陽台：- (-))	-	-	-	64.790 (697)	-	-	-	-	-	-
		B	110.379 (1,188) (Balcony 露台：2.916 (31)) (Utility Platform 工作平台：1.499 (16)) (Verandah 陽台：- (-))	-	-	-	44.063 (474)	-	-	-	-	-	-
	5/F 5樓	A	111.233 (1,197) (Balcony 露台：2.921 (31)) (Utility Platform 工作平台：1.499 (16)) (Verandah 陽台：- (-))	-	-	-	-	-	-	-	-	-	-
		B	110.379 (1,188) (Balcony 露台：2.916 (31)) (Utility Platform 工作平台：1.499 (16)) (Verandah 陽台：- (-))	-	-	-	-	-	-	-	-	-	-
	6/F-12/F, 15/F-21/F, 23/F & 25/F-31/F 6樓至12樓， 15至21樓， 23樓及25樓至31樓	A	111.233 (1,197) (Balcony 露台：2.921 (31)) (Utility Platform 工作平台：1.499 (16)) (Verandah 陽台：- (-))	-	-	-	-	-	-	-	-	-	-
		B	110.379 (1,188) (Balcony 露台：2.916 (31)) (Utility Platform 工作平台：1.499 (16)) (Verandah 陽台：- (-))	-	1.050 (11)	-	-	-	-	-	-	-	-
	32/F 32樓	B	110.322 (1,188) (Balcony 露台：2.916 (31)) (Utility Platform 工作平台：1.499 (16)) (Verandah 陽台：- (-))	-	1.050 (11)	-	-	-	-	-	-	-	-
	32/F & 33/F (Duplex Unit) 32樓和33樓 (複式單位)	A	263.416 (2,835) (Balcony 露台：5.000 (54)) (Utility Platform 工作平台：1.499 (16)) (Verandah 陽台：- (-))	-	-	-	60.773 (654)	-	-	107.634 (1,159)	-	-	-

1. The saleable area is calculated in accordance with Section 8 of the Residential Properties (First-hand Sales) Ordinance.
2. The floor areas of balcony, utility platform and verandah, if any, are calculated in accordance with Section 8 of the Residential Properties (First-hand Sales) Ordinance.
3. The areas of other specified items (not included in the saleable area) are calculated in accordance with Part 2 of Schedule 2 to the Residential Properties (First-hand Sales) Ordinance.

Notes :

1. The areas in square metres have been converted to square feet based on a conversion rate of 1 square metre = 10.764 square feet and rounded off to the nearest integer.
2. 4/F, 13/F, 14/F and 24/F are omitted.

1. 實用面積是按《一手住宅物業銷售條例》第8條計算得出的。
2. 露台、工作平台及陽台（如有）之樓面面積是按《一手住宅物業銷售條例》第8條計算得出的。
3. 其他指明項目的面積（不計算入實用面積）是按《一手住宅物業銷售條例》附表2第2部計算得出的。


備註：

1. 以平方呎列出的面積以1平方米=10.764平方呎換算，並四捨五入至整數。
2. 不設4樓、13樓、14樓及24樓。

# Floor plans of parking spaces in the development

發展項目中的停車位的樓面平面圖

Ground Floor 地下



Scale比例



- Residential parking space 住宅停車位
- ♿ Accessible (disabled)/ visitor parking space 傷健人士/訪客停車位
- Loading and unloading space 上落貨停車位
- Refuse collection vehicle parking space 垃圾車停車位

--- Boundary of the Development 發展項目的界線

## Floor plans of parking spaces in the development

發展項目中的停車位的樓面平面圖

### Mezzanine Floor 閣樓



Residential parking space 住宅停車位

Boundary of the Development 發展項目的界線

Scale比例

0M(米) 10 20 30 40 50M(米)

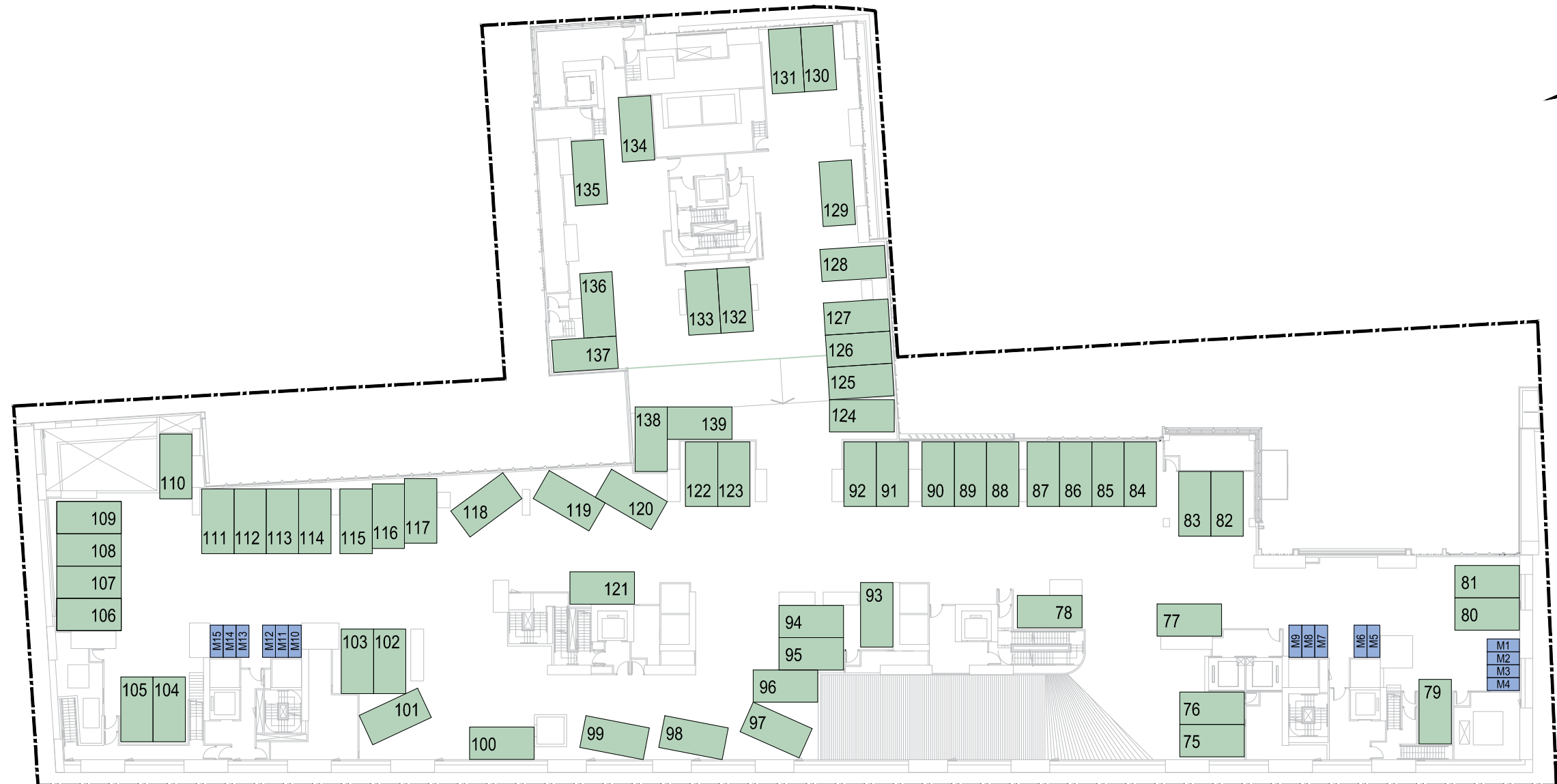




# Floor plans of parking spaces in the development

發展項目中的停車位的樓面平面圖

## First Floor 1樓



Residential parking space 住宅停車位



Motor cycle parking space 電單車停車位

----- Boundary of the Development 發展項目的界線

Scale比例

0M(米) 10 20 30 40 50M(米)



Floor plans of parking spaces in the development

發展項目中的停車位的樓面平面圖

Number, dimensions and areas of parking spaces 停車位的數目、尺寸及面積

Category of parking space 停車位類別	Number 數目			Parking space number 停車位編號	Dimensions (LxW) (m.) 尺寸(長x闊)(米)	Area of each parking space (sq.m.) 每個停車位面積(平方米)
	Ground floor 地下	Mezzanine floor 閣樓	First floor 1樓			
Residential parking space 住宅停車位	38	36	65	1 - 139	5.0(L) x 2.5(W)	12.5
Motor cycle parking space 電單車停車位	-	-	15	M1 - M15	2.4(L) x 1.0(W)	2.4
Accessible (disabled)/ visitor parking space 傷健人仕/訪客停車位	2	-	-	V1 - V2	5.0(L) x 3.5(W)	17.5
Loading and unloading space 上落貨停車位	5	-	-	L1 - L5	11.0(L) x 3.5(W)	38.5
Refuse collection vehicle parking space 垃圾車停車位	1	-	-	-	12.0(L) x 5.0(W)	60.0

Summary of preliminary agreement for sale and purchase

臨時買賣合約的摘要

1. A preliminary deposit of 5% is payable on the signing of the preliminary agreement for sale and purchase.

2. The preliminary deposit paid by the purchaser on the signing of that preliminary agreement will be held by a firm of solicitors acting for the owner, as stakeholders.

3. If the purchaser fails to execute the agreement for sale and purchase within 5 working days after the date on which the purchaser enters into that preliminary agreement -  
  
(a) that preliminary agreement is terminated;  
  
(b) the preliminary deposit is forfeited; and  
  
(c) the owner does not have any further claim against the purchaser for the failure.
1. 在簽署臨時買賣合約時須支付款額為5%的臨時訂金。

2. 買方在簽署臨時買賣合約時須支付的臨時訂金，會由代表擁有人行事的律師事務所以保證金保存人的身分持有。

3. 如買方沒有於訂立該臨時合約的日期之後的5個工作日內簽立買賣合約 -  
  
(a) 該臨時合約即告終止；  
  
(b) 有關的臨時訂金即予沒收；及  
  
(c) 擁有人不得就買方沒有簽立買賣合約而針對買方提出進一步申索。

# Summary of deed of mutual covenant

## 公契的摘要

### A. Common Parts of the Development

A Deed of Mutual Covenant and Management Agreement (“the DMC”) of the Development provides for the following common areas and common facilities:

“General Common Areas” means the Development Common Areas, the Residential Common Areas and the Carpark Common Areas.

“General Common Facilities” means the Development Common Facilities, the Residential Common Facilities and the Carpark Common Facilities.

“Development Common Areas” means such of the entrance lobby, telecommunication and broadcasting equipment room, transformer room, emergency generator set rooms, guard room, areas for the installation or use of aerial broadcast distribution or telecommunication network facilities, driveways (other than those forming part of the Carpark Common Areas), passageways, emergency vehicular access, staircases, the External Walls (other than those of the Residential Accommodation or the Residential Common Areas), such part or part(s) of the Party Wall within the Sections, the Pedestrian Walkway, refuse storage and material recovery chamber, parking space for refuse collection vehicle and other areas and spaces containing the Development Common Facilities and other areas and spaces in any part or parts of the Development which are designated as being for the common use and benefit of the Owners of the Development (excluding those areas designated as being part of the Residential Common Areas and the Carpark Common Areas).

“Development Common Facilities” means all equipment, facilities and systems designated as being for the use, benefit or service of the Development Common Areas and without limiting the generality of the foregoing, include :-

- (a) Such of the sewers, drains, water courses, pipes, gutters, wires and cables and other service facilities whether ducted or otherwise which are or at any time may be in, under or over or passing through the Development through which water, sewage, gas, electricity and any other services are supplied to the Development or any part or parts thereof;
- (b) Fire fighting installation and equipment;
- (c) Lamp posts, traffic lights and lighting within the Development;
- (d) Lightning conductors of the Development;
- (e) Lift installation and equipment; and
- (f) Other facilities and systems other than those facilities designated as being part of the Residential Common Facilities or the Carpark Common Facilities for the use and benefit of the Development and not for the use and benefit of any particular Owner.

“Residential Common Areas” means such of the Recreational Areas and Facilities, lift machine rooms, switch rooms, meter rooms, entrance lobbies, lift lobbies (but excluding those private lift lobbies forming part of a Residential Unit), flat roofs (which do not form part of any Residential Units), roofs (which do not form part of any Residential Units), upper roofs, top roofs, miniature logistic service room, management counter, halls, Wider Common Corridors and Lift Lobbies, lift pits and lift shafts of the Towers, passageways, staircases, corridors, hopper rooms, planters, refuge floors, the Club, Visitors’ Carparking Spaces, the loading and unloading bays and platforms designated as being for the common use of the Owners of the Residential Units provided pursuant to Clause (23) of the Second Schedule to the Modification Letter, the External Walls of the Residential Accommodation, such areas and spaces containing the Residential Common Facilities and other areas and spaces in any part or parts of the Development which are designated as being for the common use and benefit of the Owners of the Residential Accommodation (excluding those areas designated as being part of the Development Common Areas and the Carpark Common Areas and the Units).

“Residential Common Facilities” means all those facilities, equipment, machines, apparatus and installations in, under or above the Sections and the Development designated as being for the general benefit and service of the Residential Accommodation only but to which no Owner of Residential Unit has the exclusive right to use or enjoy the same including (but not limited to) lifts, lighting, communal television antennae, water tanks, satellite dishes (if any), recreational facilities, security system, fire service installation system and such electrical, mechanical and sanitary installations which are designated as being for the common use and benefit of the Owners of the Residential Accommodation (excluding those facilities designated as being part of the Development Common Facilities and the Carpark Common Facilities).

“Carpark Common Areas” means all spaces and areas in the General Car Park intended for use in common by Owners of the Parking Spaces including (but not limited to) accessory areas, circulation passages, void spaces, driveways, ramps, entrances, exits and other spaces or areas containing the Carpark Common Facilities (excluding those areas being part of the Development Common Areas and the Residential Common Areas).

“Carpark Common Facilities” means such facilities, equipment, machines, apparatus and installations in, under or above the Sections and the Development for the general benefit and service of the Parking Spaces only but no Owner of Parking Spaces has the exclusive right to use or enjoy, and shall include (but not limited to) lighting, security system, fire service installation system, air-conditioning and mechanical ventilation system (if any) and other electrical, mechanical and sanitary installations within the Carpark Common Areas and are for the common use and benefit of the Owners of Parking Spaces (excluding those being part of the Development Common Facilities and the Residential Common Facilities).



Summary of deed of mutual covenant

公契的摘要

B. Number of Undivided Shares assigned to each residential property in the Development

Undivided Shares are allocated to each residential property. They are set out in the table below:

Tower 1			Tower 2			Tower 3					Tower 5					Tower 6		
Undivided shares for each residential property			Undivided shares for each residential property			Undivided shares for each residential property					Undivided shares for each residential property					Undivided shares for each residential property		
Floor	Unit		Floor	Unit		Floor	Unit				Floor	Unit				Floor	Unit	
	A	B		A	B		A	B	C	D		A	B	C	D		A	B
3	103	102	3	112	112	5	85	69	---	---	5	85	85	-	-	3	119	116
5	101	100	5	109	109	6	85	69	70	58	6	85	85	70	58	5	112	111
6	101	100	6	109	109	7	85	69	68	57	7	85	85	68	57	6	112	112
7	101	100	7	109	109	8	85	69	68	57	8	85	85	68	57	7	112	112
8	101	100	8	109	109	9	85	69	68	57	9	85	85	68	57	8	112	112
9	101	100	9	109	109	10	85	69	68	57	10	85	85	68	57	9	112	112
10	101	100	10	109	109	11	85	69	68	57	11	85	85	68	57	10	112	112
11	101	100	11	109	109	12	85	69	68	57	12	85	85	68	57	11	112	112
12	101	100	12	109	109	15	85	69	68	57	15	85	85	68	57	12	112	112
15	101	100	15	109	109	16	85	69	68	57	16	85	85	68	57	15	112	112
16	101	100	16	109	109	17	85	69	68	57	17	85	85	68	57	16	112	112
17	101	100	17	109	109	18	85	69	68	57	18	85	85	68	57	17	112	112
18	101	100	18	109	109	19	85	69	68	57	19	85	85	68	57	18	112	112
19	101	100	19	109	109	20	85	69	68	57	20	85	85	68	57	19	112	112
20	101	100	20	109	109	21	85	69	68	57	21	85	85	68	57	20	112	112
21	101	100	21	109	109	22	85	69	68	57	22	85	85	68	57	21	112	112
23	142	142	23	125	125	23	85	69	68	57	23	85	85	68	57	23	112	112
25	142	142	25	125	125	25	85	69	68	57	25	85	85	68	57	25	112	112
26	142	142	26	125	125	26	85	69	68	57	26	85	85	68	57	26	112	112
27	142	142	27	125	125	27	85	69	68	57	27	85	85	68	57	27	112	112
28	142	142	28	125	125	28	85	69	68	57	28	85	85	68	57	28	112	112
29	142	142	29	125	125	29	85	69	68	57	29	85	85	68	57	29	112	112
30	142	142	30	125	125	30	85	69	68	57	30	85	85	68	57	30	112	112
31	142	142	31	125	125	31	85	69	68	57	31	85	85	68	57	31	112	112
32	369	142	32	333	125	32	85	69	68	57	32	85	85	68	57	32	281	112
33		-	33		-	33	85	69	68	57	33	85	85	68	57	33		---
						35	142	112	-	-								

## Summary of deed of mutual covenant

### 公契的摘要

#### C. Term of years for which the Manager of the Development is appointed

Subject to the provisions of the Building Management Ordinance, New World Property Management Company Limited has been appointed as the Manager for all the Owners to undertake the management, operation, servicing, renovation, improvement and security of the Sections and the Development initially for a term of two (2) years commencing from the date of the DMC and such appointment shall continue thereafter until and unless terminated in accordance with the provisions of the DMC.

#### D. Basis on which the Management Expenses are shared among the owners of residential properties in the Development

The Management Expenses shall be apportioned between the Owners of the Residential Properties in the following manner :-

- (a) Where any expenditure relates wholly to the Residential Common Areas or the Residential Common Facilities providing services to the Owners of the Residential Units the expenditure shall form part of the Management Expenses of the Residential Accommodation and shall be borne by the Owners of the Residential Units according to the proportions borne by the number of the Management Shares of their respective Residential Units to the total number of Management Shares allocated to all the Residential Units.
- (b) Where any expenditure relates wholly to the Development Common Areas and the Development Common Facilities, the expenditure shall form part of the Management Expenses of the Development as a whole and shall be borne by all Owners of the Development in accordance with the proportion that the respective Management Shares of the relevant part of the Development bear to the total number of Management Shares of the Development less those allocated to the General Common Areas and the General Common Facilities.

#### E. Basis on which the Management Fee Deposit is fixed

The Management Fee Deposit shall be an amount equal to 2 months' Management Fee.

#### F. Area (if any) in the Development retained by the owner for its own use

Not applicable.

#### Note:

For full details, please refer to the DMC which is free for inspection during opening hours at the sales office. Full script of the DMC is available for inspection upon request and copies of the DMC can be obtained upon paying necessary photocopying charges.

公契的摘要

A. 發展項目的公用部分

發展項目的大廈公契(下稱「公契」)包括以下公用地方及公用設施：

「一般公用地方」指發展項目公用地方、住宅公用地方及停車場公用地方。

「一般公用設施」指發展項目公用設施、住宅公用設施及停車場公用設施。

「發展項目公用地方」指入口大堂、電訊及廣播設備室、變壓器室、緊急發電機房、門衛室、用於安裝或使用天線廣播分導或電訊網絡設施的範圍、車道(屬於停車場公用地方一部分者除外)、通道、緊急車輛通道、樓梯、外牆(住宅大樓或住宅公用地方之外牆除外)、該等分段內之共用牆或其部分、該行人通道、垃圾及物料回收室、垃圾收集車停泊處及其他設有發展項目公用設施的地方與範圍，以及發展項目任何部份內供發展項目各業主公用與共享的其他地方及範圍（不包括指定為停車場公用地方及住宅公用地方的部分）。

「發展項目公用設施」指供發展項目公用地方使用、享用或作為服務的所有設備、設施及系統。茲毋損前文之一般規定，發展項目公用設施包括：

- (a) 污水管、排水渠、水道、水管、溝渠、電線與電纜及現時或於任何時間位於發展項目或其任何部份內、下、上或跨越其上供應食水、污水排放、氣體、電力及任何其他服務的鋪管或非鋪管服務設施；
- (b) 滅火裝置與設備；
- (c) 發展項目內的燈柱、交通燈及照明燈飾；
- (d) 發展項目的避雷裝置；
- (e) 電梯裝置與設備；
- (f) 其他設施及系統，惟供發展項目使用與享用而非供個別業主專用及專享而屬於住宅公用設施或停車場公用設施的設施除外。

「住宅公用地方」指康樂地方與設施、電梯機房、電掣房、儀錶房、入口大堂、電梯大堂(不包括屬於個別住宅單位的私人電梯大堂)、平台(不構成任何住宅單位之部分)、天台 (不構成任何住宅單位之部分)、上層天台、頂層天台、微型後勤服務室、管理櫃枱、大堂、加闊公用走廊及電梯大堂、各座大廈之電梯坑及電梯槽、通道、樓梯、走廊、斗房、花槽、庇護層、會所、訪客停車位、根據該修訂函附表二第(23)條提供予住宅單位業主共同使用之上落客貨車位及平台、住宅大樓之外牆，以及設有住宅公用設施的地方與範圍，及發展項目任何部份指定供各住宅單位業主共同使用及享用的其他地方及範圍（不包括指定為發展項目公用地方、停車場公用地方及單位的部分）。

「住宅公用設施」指該等分段及發展項目內、下或上純粹供各座住宅大樓作一般福利及服務而個別住宅單位業主無專有權使用或享用的所有設施、設備、機器、器具和裝置，其中包括(但不限於)電梯、照明燈飾、公共電視天線、水箱、衛星碟形天線(如有者)、康樂設施、保安系統、消防裝置系統，以及其他供住宅單位業主共同使用及享用的機電及衛生裝置（不包括指定為發展項目公用設施及停車場公用設施的部分）。

「停車場公用地方」指一般停車場內擬供車位業主共同使用的所有範圍及地方，包括(但不限於)出入附屬地方、運轉通道、空隙地方、行車道、斜路、入口、出口及其他設有停車場公用設施的範圍或地方（不包括指定為發展項目公用地方及住宅公用地方的部分）。

「停車場公用設施」指該等分段及發展項目內、下或上供各車位共同使用及享用服務而非供個別車位業主專用或專享的設施、設備、機器、器具及裝置，包括(但不限於)照明裝置、保安系統、消防裝置系統、冷氣及機械通風系統(如有者)，以及停車場公用地方內其他供車位業主共同使用及享用的機電及衛生裝置（不包括指定為發展項目公用設施及住宅公用設施的部分）。



Summary of deed of mutual covenant

公契的摘要

B. 分配予發展項目中的每個住宅物業的不分割份數的數目

每個住宅物業獲分配的不分割份數，數目如下表所列：

第一座			第二座			第三座					第五座					第六座		
每個住宅物業之不分割份數			每個住宅物業之不分割份數			每個住宅物業之不分割份數					每個住宅物業之不分割份數					每個住宅物業之不分割份數		
樓層	單位		樓層	單位		樓層	單位				樓層	單位				樓層	單位	
	A	B		A	B		A	B	C	D		A	B	C	D		A	B
3	103	102	3	112	112	5	85	69	---	---	5	85	85	-	-	3	119	116
5	101	100	5	109	109	6	85	69	70	58	6	85	85	70	58	5	112	111
6	101	100	6	109	109	7	85	69	68	57	7	85	85	68	57	6	112	112
7	101	100	7	109	109	8	85	69	68	57	8	85	85	68	57	7	112	112
8	101	100	8	109	109	9	85	69	68	57	9	85	85	68	57	8	112	112
9	101	100	9	109	109	10	85	69	68	57	10	85	85	68	57	9	112	112
10	101	100	10	109	109	11	85	69	68	57	11	85	85	68	57	10	112	112
11	101	100	11	109	109	12	85	69	68	57	12	85	85	68	57	11	112	112
12	101	100	12	109	109	15	85	69	68	57	15	85	85	68	57	12	112	112
15	101	100	15	109	109	16	85	69	68	57	16	85	85	68	57	15	112	112
16	101	100	16	109	109	17	85	69	68	57	17	85	85	68	57	16	112	112
17	101	100	17	109	109	18	85	69	68	57	18	85	85	68	57	17	112	112
18	101	100	18	109	109	19	85	69	68	57	19	85	85	68	57	18	112	112
19	101	100	19	109	109	20	85	69	68	57	20	85	85	68	57	19	112	112
20	101	100	20	109	109	21	85	69	68	57	21	85	85	68	57	20	112	112
21	101	100	21	109	109	22	85	69	68	57	22	85	85	68	57	21	112	112
23	142	142	23	125	125	23	85	69	68	57	23	85	85	68	57	23	112	112
25	142	142	25	125	125	25	85	69	68	57	25	85	85	68	57	25	112	112
26	142	142	26	125	125	26	85	69	68	57	26	85	85	68	57	26	112	112
27	142	142	27	125	125	27	85	69	68	57	27	85	85	68	57	27	112	112
28	142	142	28	125	125	28	85	69	68	57	28	85	85	68	57	28	112	112
29	142	142	29	125	125	29	85	69	68	57	29	85	85	68	57	29	112	112
30	142	142	30	125	125	30	85	69	68	57	30	85	85	68	57	30	112	112
31	142	142	31	125	125	31	85	69	68	57	31	85	85	68	57	31	112	112
32	369	142	32	333	125	32	85	69	68	57	32	85	85	68	57	32	281	112
33		-	33		-	33	85	69	68	57	33	85	85	68	57	33		---
						35	142	112	-	-	35	159	112	-	-			

## Summary of deed of mutual covenant

### 公契的摘要

#### C. 有關發展項目的管理人的委任年期

遵從《建築物管理條例》之規定，已委任新世界物業管理有限公司為管理人，代表所有業主執行該等分段及發展項目之管理、運作、服務、翻新、美化和保安工作。管理人最初任期為兩(2)年，由公契訂立日開始，嗣後仍然繼續留任，直至及除非根據公契之條文規定而終止。

#### D. 在發展項目中的住宅物業的擁有人之間分擔管理開支的基準

住宅物業各業主須按下例分擔管理開支：

- (a) 如任何開支完全關乎主要為各住宅單位業主提供服務之住宅公用地方或住宅公用設施，則會計入各座住宅大樓的管理開支部份，並由各住宅單位業主按照彼等各自所持之住宅單位管理份數佔所有住宅單位管理份數總額的比例分擔。
- (b) 如任何開支完全關乎發展項目公用地方及發展項目公用設施，則會計入發展項目整體管理開支，並由發展項目所有業主按照發展項目相關部份的管理份數，佔發展項目管理份數總額減去分配予一般公用地方及一般公用設施之管理份數所得餘數的比例分擔。

#### E. 計算管理費按金的基準

管理費按金須相等於兩個月之管理費。

#### F. 擁有人在發展項目中保留作自用的範圍(如有)

不適用。

備註：

請查閱公契了解全部詳情。完整公契文本現存於售樓處，於開放時間可應要求供免費查閱，並可在支付所需影印費後取得公契之複本。

## Summary of land grant

### 批地文件的摘要

1. The Development is situated on Section A of Sub-section 1 of Section B of Inland Lot No. 2411, Section B of Sub-section 1 of Section B of Inland Lot No. 2411, The Remaining Portion of Sub-section 1 of Section B of Inland Lot No. 2411, Sub-section 2 of Section B of Inland Lot No. 2411, Sub-section 3 of Section B of Inland Lot No. 2411, Sub-section 4 of Section B of Inland Lot No. 2411, Sub-section 5 of Section B of Inland Lot No. 2411, Sub-section 6 of Section B of Inland Lot No. 2411, The Remaining portion of Section B of Inland Lot No. 2411, Section A of Sub-section 1 of Section C of Inland Lot No. 2411, Section B of Sub-section 1 of Section C of Inland Lot No. 2411, The Remaining Portion of Sub-section 1 of Section C of Inland Lot No. 2411, Sub-section 2 of Section C of Inland Lot No. 2411, The Remaining Portion of Section C of Inland Lot No. 2411, Sub-section 1 of Section D of Inland Lot No. 2411, Sub-section 1 of Section E of Inland Lot No. 2411, Sub-section 2 of Section E of Inland Lot No. 2411 and The Remaining Portion of Section E of Inland Lot No. 2411 (“the Sections”) which are held under a lease dated 28 March 1934 as varied or modified by four modification letters dated 24 May 1949, 11 May 1953, 12 March 1956 and 15 June 1956 and registered in the Land Registry by Memorial Nos. UB288427, UB288429, UB386582 and UB288428 respectively (“the Lease”), as varied or modified by a Modification Letter dated 22 June 2012 and registered in the Land Registry by Memorial No. 12O7O3O191OO22 (“the Modification Letter”).
  2. The Sections were granted for a term of 75 years commencing from 12 February 1923 with the right of renewal for a further term of 75 years.
  3. The Modification Letter stipulates that with effect from the date of the Modification Letter, i.e. 22 June 2012, the four modification letters dated 24 May 1949, 11 May 1953, 12 March 1956 and 15 June 1956 and registered in the Land Registry by Memorial Nos. UB288427, UB288429, UB386582 and UB288428 respectively shall, in so far only as they relate to the Sections but not further or otherwise, be deemed to be and shall be void and of no effect.
  4. Clause (3) of the Second Schedule of the Modification Letter stipulates that the Sections or any part thereof or any building or part of any building erected or to be erected thereon shall not be used for any purpose other than for private residential purposes.
  5. Clause (4) of the Second Schedule of the Modification Letter stipulates that
    - (a) the Lessee shall:
      - (i) on or before the 30th day of June, 2017 or such other date as may be approved by the Director of Lands (“the Director”), at his own expense, in such manner with such materials and to such standards, levels, alignment and design as the Director shall approve and in all respects to the satisfaction of the Director:
      - (I) lay and form those portions of future public roads shown coloured green on the plan marked “PLAN A” annexed to the Modification Letter (“the Green Area”); and
      - (II) provide and construct such bridges, tunnels, over-passes, under-passes, culverts, viaducts, flyovers, pavements, roads or such other structures as the Director in his sole discretion may require (“the Green Area Structures”),  
so that building, vehicular and pedestrian traffic may be carried on the Green Area.
    - (ii) on or before the 30th day of June, 2017 or such other date as may be approved by the Director, at his own expense and to the satisfaction of the Director, surface, kerb and channel the Green Area and provide the same with such gullies, sewers, drains, fire hydrants with pipes connected to water mains, street lights, traffic signs, street furniture and road markings as the Director may require; and
    - (iii) maintain at his own expense the Green Area together with the Green Area Structures and all structures, surfaces, gullies, sewers, drains, fire hydrants, services, street lights, traffic signs, street furniture, road markings and plants constructed, installed and provided thereon or therein to the satisfaction of the Director until such time as possession of the Green Area has been re-delivered to the Government in accordance with Clause (5) of the Second Schedule of the Modification Letter.
  - (b) In the event of the non-fulfilment of the Lessee’s obligations under sub-clause (a) hereof, the Government may carry out the necessary works at the cost of the Lessee who shall pay to the Government on demand a sum equal to the cost thereof, such sum to be determined by the Director whose determination shall be final and binding upon the Lessee.
6. Clause (5) of the Second Schedule of the Modification Letter stipulates that for the purpose only of carrying out the necessary works specified in Clause (4)(a) hereof, the Lessee shall on the 22nd day of June 2012 be granted possession of the Green Area. The Green Area shall be re-delivered to the Government by the Lessee on demand of the Director and in any event shall be deemed to have been re-delivered to the Government by the Lessee on the date of a letter from the Director indicating that the terms and covenants therein contained have been complied with to his satisfaction. The Lessee shall at all reasonable times while he is in possession of the Green Area allow free access over and along the Green Area for all Government and public vehicular and pedestrian traffic and shall ensure that such access shall not be interfered with or obstructed by the carrying out of the works whether under Clause (4)(a) hereof or otherwise.
7. Clause (6) of the Second Schedule of the Modification Letter stipulates that the Lessee shall not without the prior written consent of the Director use the Green Area for the purpose of storage or for the erection of any temporary structure or for any purposes other than the carrying out of the works specified in Clause (4)(a) hereof.
8. Clause (7) of the Second Schedule of the Modification Letter stipulates that the Lessee shall at all reasonable times while he is in possession of the Green Area :
  - (a) (i) permit the Director, his officers, contractors and any other persons authorized by him, the right of ingress, egress and regress to, from and through the Sections and the Green Area for the purpose of inspecting, checking and supervising any works to be carried out in compliance with Clause (4)(a) hereof and the carrying out, inspecting, checking and supervising of the works under Clause (4)(b) hereof and any other works which the Director may consider necessary in the Green Area;
  - (ii) permit the Government and the relevant public utility companies authorized by the Government the right of ingress, egress and regress to, from and through the Sections and the Green Area as the Government or the relevant public utility companies may require for the purpose of any works to be carried out in, upon or under the Green



## Summary of land grant

### 批地文件的摘要

Area or any adjoining land including but not limited to the laying and subsequent maintenance of all pipes, wire, conduits, cable-ducts and other conducting media and ancillary equipment necessary for the provision of telephone, electricity, gas (if any) and other services intended to serve the Sections or any adjoining or neighboring land or premises. The Lessee shall co-operate fully with the Government and also with the relevant public utility companies duly authorized by the Government on all matters relating to any of the aforesaid works to be carried out within the Green Area; and

- (iii) permit the officers of the Water Authority and such other persons as may be authorized by them the right of ingress, egress and regress to, from and through the Sections and the Green Area as the officers of the Water Authority or such authorized persons may require for the purpose of carrying out any works in relation to the operation, maintenance, repairing, replacement and alteration of any other waterworks installations with the Green Area.
  - (b) The Government shall have no liability in respect of any loss, damage, nuisance or disturbance whatsoever caused to or suffered by the Lessee or any other person arising out of or incidental to the exercise of the rights by the Government, its officers, agents, contractors, and any other persons or public utility companies duly authorized under sub-clause (a) of this covenant.
9. Clause (9) of the Second Schedule of the Modification Letter stipulates that:

- (b) the Lessee shall:
  - (i) on or before the 30th day of June, 2017 or such other date as may be approved by the Director, at his own expense, in such manner with such materials and to such standards, levels, alignment and design as the Director shall approve and in all respects to the satisfaction of the Director lay, form and surface the area of The Remaining Portion of Section E of Inland Lot No. 2411 as shown coloured pink hatched blue on the plan marked “PLAN A” annexed to the Modification Letter (“the Pink Hatched Blue Area”) and provide and construct such drains, sewers, culverts, pavements or such other structures as the Director in his sole discretion may require (“the Pink Hatched Blue Area Structures”); and
  - (ii) maintain at his own expense the Pink Hatched Blue Area together with the Pink Hatched Blue Area Structures to the satisfaction of the Director until the Pink Hatched Blue Area shall have been surrendered to the Government in accordance with sub-clause (g) hereof.
- (c) In the event of the non-fulfilment of the Lessee’s obligations under sub-clause (b) hereof, the Government may carry out the necessary works at the cost of the Lessee who shall pay to the Government on demand a sum equal to the cost thereof, such sum to be determined by the Director whose determination shall be final and binding upon the Lessee.
- (d) Prior to the surrender of the Pink Hatched Blue Area to the Government in accordance with sub-clause (g) hereof, the Lessee shall at all times permit the Government, its officers, agents, contractors, workmen and other duly authorized personnel whether with or without tools, equipment, plant, machinery or motor vehicles, the right of ingress, egress and regress to, from and through the Sections for the purpose of inspecting, checking and supervising any works to be carried out in compliance with sub-clause (b) hereof and the carrying out, inspecting, checking and supervising any works under sub-clause (c) hereof

and any other works which the Government may consider necessary in the Pink Hatched Blue Area.

- (e) The Government, its officers, agents, contractors, workmen or other duly authorized personnel shall have no liability in respect of any loss, damage, nuisance or disturbance whatsoever caused to or suffered by the said Lessee or any other person whether arising out of or incidental to the fulfilment of the Lessee’s obligations under sub-clause (b) hereof or the exercise of any of the rights conferred under sub-clauses (c) and (d) hereof or otherwise, and no claim for compensation or otherwise shall be made against it or them by the Lessee in respect of any such loss, damage, nuisance or disturbance.
- (g) The Lessee shall at his own expense, when called upon by the Director so to do, surrender and deliver up vacant possession of the Pink Hatched Blue Area to the Government free from encumbrances and without any payment or compensation whatsoever payable by the Government to the Lessee provided always that the Government shall be under no obligation to accept the surrender of the Pink Hatched Blue Area at the request of the Lessee, but may do so as and when it sees fit. To effect the surrender of the Pink Hatched Blue Area as aforesaid, the Lessee shall at his own expense execute a deed of surrender and any other document or documents in such form and on such terms and conditions as the Director may approve or require.

(Remarks: the Pink Hatched Blue Area and the Pink Hatched Blue Area Structures thereon has been carved out from the Sections. It does not form part of the land on which the Development is situated, and will be maintained by the Vendor.)

10. Clause (11) of the Second Schedule of the Modification Letter stipulates that :-

- (a) The Lessee may erect, construct and provide within the Sections such recreational facilities and facilities ancillary thereto (“the Facilities”) as may be approved in writing by the Director. The type, size, design, height and disposition of the Facilities shall also be subject to the prior written approval of the Director.
- (c) In the event that any part of the Facilities is exempted from the gross floor area calculation pursuant to sub-clause (b) of this covenant (“the Exempted Facilities”):
  - (i) the Exempted Facilities shall be designated as and form part of the Common Areas referred to in Clause (19)(a)(v) of the Second Schedule of the Modification Letter;
  - (ii) the Lessee shall at his own expense maintain the Exempted Facilities in good and substantial repair and condition and shall operate the Exempted Facilities to the satisfaction of the Director; and
  - (iii) the Exempted Facilities shall only be used by the residents of the residential block or blocks erected or to be erected within the Sections and their bona fide visitors and by no other person or persons.

11. Clause (12) of the Second Schedule of the Modification Letter stipulates that no tree growing on the Sections or adjacent thereto shall be removed or interfered with without the prior written consent of the Director, who may, in granting consent, impose such conditions as to transplanting, compensatory landscaping or replanting as he may deem appropriate.

## Summary of land grant

### 批地文件的摘要

12. Clause (13) of the Second Schedule of the Modification Letter stipulates that the Lessee shall at his own expense landscape and plant with trees and shrubs any portion of the Sections and podium (if any) not built upon and thereafter maintain and keep the same in a safe, clean, neat, tidy and healthy condition all to the satisfaction of the Director.
13. Clause (14) (a) of the Second Schedule of the Modification Letter stipulates that office accommodation for watchmen or caretakers or both may be provided within the Sections subject to the following conditions :
- (i) such accommodation shall in the opinion of the Director, be essential to the safety, security and good management of the building or buildings erected or to be erected on the Sections;
  - (ii) such accommodation shall not be used for any purpose other than office accommodation for watchmen or caretakers or both, who are wholly and necessarily employed on the Sections; and
  - (iii) the location of any such accommodation shall first be approved in writing by the Director.
14. Clause (15) of the Second Schedule of the Modification Letter stipulates that quarters for watchmen or caretakers or both may be provided within the Sections subject to the following conditions :
- (i) such quarters shall be located in one of the blocks of residential units erected on the Sections or in such other location as may be approved in writing by the Director; and
  - (ii) such quarters shall not be used for any purpose other than the residential accommodation of watchmen or caretakers or both, who are wholly and necessarily employed within the Sections.
15. Clause (16) of the Second Schedule of the Modification letter stipulates that one office for the use of the Owners' Corporation or the Owners' Committee may be provided within the Sections provided that :
- (i) such office shall not be used for any purpose other than for meetings and administrative work of the Owners' Corporation or Owners' Committee formed or to be formed in respect of the Sections and the buildings erected or to be erected thereon; and
  - (ii) the location of any such office shall first be approved in writing by the Director.
16. Clause (22)(a)(i) of the Second Schedule of the Modification Letter stipulates that spaces shall be provided within the Sections to the satisfaction of the Director for the parking of motor vehicles licensed under the Road Traffic Ordinance, any regulations made thereunder and any amending legislation, and belonging to the residents of the residential units in the building or buildings erected or to be erected on the Sections and their bona fide guests, visitors or invitees ("the Residential Parking Spaces") at a rate to be calculated by reference to the respective size of the residential units erected or to be erected on the Sections as set out in the table in the Modification Letter unless the Director consents to a rate for or to a number of the Residential Parking Spaces different from those set out in the said table.
17. Clause (22)(c)(i) of the Second Schedule of the Modification Letter stipulates that spaces shall be provided within the Sections to the satisfaction of the Director for the parking of motor cycles licensed under the Road Traffic Ordinance, any regulations made thereunder and any amending legislation, and belonging to the residents of the building or buildings erected or to be erected on the Sections and their bona fide guests, visitors or invitees ("the Motor Cycle Parking Spaces") at a rate of 10 percent of the total number of spaces required to be provided under Clause (22)(a)(i) of the Second Schedule of the Modification Letter unless the Director consents to another rate provided that if the number of spaces to be provided is a decimal number, the same shall be rounded up to the next whole number.
18. Clause (26)(a) of the Second Schedule of the Modification Letter stipulates that the Residential Parking Spaces and the Motor Cycle Parking Spaces shall not be:
- (i) assigned except
    - (I) together with undivided shares in the Sections giving the right of exclusive use and possession of a residential unit or units in the building or buildings erected or to be erected on the Sections; or
    - (II) to a person who is already the owner of undivided shares in the Sections with the right of exclusive use and possession of a residential unit or units in the building or buildings erected or to be erected on the Sections; or
  - (ii) underlet except to residents of the residential units in the building or buildings erected or to be erected on the Sections.
- Provided that in any event not more than three in number of total of the Residential Parking Spaces and the Motor Cycle Parking Spaces shall be assigned to the owner or underlet to the residential of any one residential unit in the building or buildings erected or to be erected on the Sections.
19. Clause (30)(a) of the Second Schedule of the Modification Letter stipulates that:
- (i) The Lessee acknowledges that there is now constructed partly within the Sections within the area shown coloured pink hatched black on the plan marked "Plan A" annexed to the Modification letter ("the Pink Hatched Black Area") and partly outside the Sections within the area shown hatched black on the plan marked "Plan A" annexed to the Modification Letter an existing footpath ("the Footpath").
  - (ii) Except with the prior written consent of the Director, no building or structure or support for any building or structure may be erected or constructed within the Pink Hatched Black Area and no alteration to the Pink Hatched Black Area or to the Footpath or any part thereof may be permitted.
  - (iii) The Lessee shall at his own expense continue to provide and keep open and free from obstruction at all times the Pink Hatched Black Area as part of the Footpath.
20. Clause (30)(b) of the Second Schedule of the Modification Letter stipulates that the Lessee shall:
- (i) on or before the 30th day of June, 2017 or such other date as may be approved by the Director, at his own expense and in all respects to the satisfaction of the Director, at such positions, in such manner, with such materials and to such standards, levels, width, alignment and design as the Director may approve or require:

## Summary of land grant

### 批地文件的摘要

- (I) lay, form, construct and provide on and along the areas of the Sections shown coloured pink cross-hatched black and pink cross-hatched black stippled black on the plan marked “Plan A” annexed to the Modification Letter (“the Pink Cross Hatched Black Area” and “the Pink Cross Hatched Black Stippled Black Area” respectively) a pedestrian passageway with such sewers, drains, stairs, landings, lightings and such other structures as the Director in his sole discretion may require; and
- (II) provide and construct within the Sections alongside and adjacent to the Pink Cross Hatched Black Area and the Pink Cross Hatched Black Stippled Black Area and through such building or buildings erected or to be erected thereon a second pedestrian passageway comprising a lift, supports, ramps, staircases and landings, facilities for disabled persons and lightings as the Director in his sole discretion may require, following the shortest possible route to link up the Pink Cross Hatched Black Area and the Pink Cross Hatched Black Stippled Black Area (such second pedestrian passageway as “the Passageway”),
- the Pink Cross Hatched Black Area, the Pink Cross Hatched Black Stippled Black Area and all such sewers, drains, stairs, landings, lightings and such other structures constructed, installed and provided thereon and therein together with the Passageway and the Pink Hatched Black Area are collectively referred to as “the Pedestrian Walkway”, so that pedestrian access whether on foot or by wheelchair to and from Dragon Road and the Footpath or all those pieces or parcels of ground now known and registered in the Land Registry as The Remaining Portion of Section D of Inland Lot No. 2411 and Section A of Inland Lot No. 2411 respectively (“the Adjoining Lots”) can be gained through the Pedestrian Walkway; and
- (ii) thereafter at his own expense and in all respects to the satisfaction of the Director uphold, manage, maintain, repair and clean the Pedestrian Walkway in good and substantial repair and condition.
21. Clause (30)(f) of the Second Schedule of the Modification Letter stipulates that in the event of any redevelopment of the Sections or any part thereof whereby the Pedestrian Walkway or any part thereof is required to be demolished, the Lessee shall, within such time limit as shall be laid down by the Director, at his own expense and to the satisfaction of the Director, replace the same by the construction and completion of such new pedestrian walkway or a part or parts thereof with such design and materials and to such standards, levels, width, alignment and positions as the Director may approve or require.
22. Clause (30)(g) of the Second Schedule of the Modification Letter stipulates that the Lessee shall ensure that the passing and repassing of the Existing Lane referred to in Clause (32)(a)(ii) of the Second Schedule of the Modification Letter shall not be interfered with or obstructed by the carrying out of the works whether under sub-clause (b)(i) of that covenant or otherwise.
23. Clause (31)(a) of the Second Schedule of the Modification Letter stipulates that the Lessee shall throughout the term granted under the Lease and the Modification Letter keep open and operate the Pedestrian Walkway and permit the owners, occupiers and visitors of the Adjoining Lots for all lawful purposes to pass and repass the same on foot or by wheelchair, 24 hours a day free of charge and without any interruption.
24. Clause (32)(a) of the Second Schedule of the Modification Letter stipulates that until such time as the Pedestrian Walkway has been completed to the satisfaction of the Director (whose decision shall be final and binding upon the Lessee), the Lessee shall at his own expense and in all respects to the satisfaction of the Director:
- (i) uphold, repair, maintain, manage and clean the existing lane over and along the area shown coloured pink stippled black on the plan marked “Plan A” annexed to the Modification Letter and the Pink Cross Hatched Black Stippled Black Area (“the Existing Lane”); and
- (ii) continue to permit the owners, occupiers and visitors of the Adjoining Lots, at all times and for all lawful purposes free of charge and without any interruption to pass and repass the Existing Lane.
25. Clause (33) of the Second Schedule of the Modification Letter stipulates that upon development or redevelopment of the Sections or any part thereof, the Lessee shall at his own expense carry out and complete to the satisfaction of the Director such geotechnical investigations and such landslide preventive, mitigation and remedial works, including boulder stabilization and/or boulder fall mitigation works in respect of any boulder on the Sections and on such adjacent areas as the Director may in his absolute discretion require.
26. Clause (34)(a) of the Second Schedule of the Modification Letter stipulates that the Lessee shall at his own expense carry out and complete to the satisfaction of the Director such geotechnical investigations and such slope treatment, landslide preventive, mitigation and remedial works on the area shown coloured green hatched black on the plan marked “PLAN A” annexed to the Modification Letter (“the Green Hatched Black Area”) as the Director in his absolute discretion may require and shall, at all times during the term granted under the Lease, at his own expense, maintain in good and substantial repair and condition to the satisfaction of the Director the Green Hatched Black Area including all land, slope treatment works, earth-retaining structures, drainage and any other works therein and thereon. In the event that any landslip, subsidence or falling away occurs within the Green Hatched Black Area at any time during the term granted under the Lease, the Lessee shall at his own expense reinstate and make good the same to the satisfaction of the Director together with any adjacent or adjoining areas which, in the opinion of the Director (whose decision shall be final and binding on the Lessee), have also been affected. The Lessee indemnifies and shall keep indemnified the Government, its agents and contractors against all claims, proceedings, costs, damages and expenses whatsoever incurred by reason of such landslip, subsidence or falling away. The Lessee shall ensure at all times that there shall be no illegal excavation or dumping on the Green Hatched Black Area and, subject to the prior written approval of the Director, the Lessee may erect fences or other barriers for the prevention of such illegal excavation or dumping. In addition to any other rights or remedies the Director may have in respect of any breach of the terms and covenants herein contained, the Director may at any time by notice in writing call upon the Lessee to carry out such geotechnical investigations, slope treatment, landslip preventive, mitigation and remedial works and to maintain, reinstate and make good any land, structure or works affected by such landslip, subsidence or falling away, and if the Lessee shall neglect or fail to comply with such notice to the satisfaction of the Director within the period specified therein, the Director may, after the expiry of such period, execute and carry out the required works and the Lessee shall on demand repay to the Government the cost thereof.



## Summary of land grant

### 批地文件的摘要

27. Clause (34)(b) of the Second Schedule of the Modification Letter stipulates that notwithstanding sub-clause (a) of that covenant, the obligations and rights of the Lessee in respect of the Green Hatched Black Area or any part thereof under that covenant shall absolutely determine upon the Government giving to the Lessee notice to that effect and no claim for compensation shall be made against the Government or the Director or his duly authorized officers by the Lessee in respect of any loss, damage or disturbance suffered or any expense incurred as a result of such determination.
28. Clause (35)(a) of the Second Schedule of the Modification Letter stipulates that the Lessee acknowledges that the Sections may be affected by landslip hazards including boulder falls arising from the area shown coloured green stippled black on the plan marked “PLAN A” annexed to the Modification Letter (“the Green Stippled Black Area”) and from the Green Hatched Black Area due to the nature of the natural terrain. The Lessee shall at his own expense carry out and complete to the satisfaction of the Director geotechnical investigation (“the Investigation”) within the Sections and on the Green Stippled Black Area and the Green Hatched Black Area for such hazards. No ground investigation shall be carried out on any Government land outside the Green Stippled Black Area and the Green Hatched Black Area without the prior written consent of the Director.
29. Clause (35)(b) of the Second Schedule of the Modification Letter stipulates that on completion of the Investigation, the Lessee shall at his own expense carry out within the Sections all necessary mitigation and stabilisation works (“the Mitigation and Stabilisation Works”) as the Director in his absolute discretion shall require to protect any building or buildings or structure or structures erected or to be erected on the Sections or any part thereof and any residents or occupiers therein and their bona fide guests, visitors and invitees from landslip hazards including boulder falls arising from the Green Stippled Black Area and the Green Hatched Black Area in all respects to the satisfaction of the Director. The Lessee shall register at his own expense in the Land Registry against the Sections a record plan accepted by the Director indicating the location and scope of the Mitigation and Stabilisation Works.
30. Clause (35)(c) of the Second Schedule of the Modification Letter stipulates that where it is deemed necessary by the Government or the Lessee to carry out mitigation and stabilisation works on any Government land including the Green Stippled Black Area (the “Outside Works”), the Lessee shall, upon receipt of the Director’s written approval to or request for the Outside Works, at his own expense in accordance with the approval or request carry out and complete the Outside Works to the satisfaction of the Director. The Lessee shall register at his own expense in the Land Registry against the Sections a record plan accepted by the Director indicating the location and scope of the Outside Works.
31. Clause (35)(d) of the Second Schedule of the Modification Letter stipulates that the Lessee shall at all times during the term granted under the Lease and the Modification Letter, maintain at his own expense the Mitigation and Stabilisation Works and the Outside Works in good and substantial repair and condition to the satisfaction of the Director to ensure the continuing functioning of the Mitigation and Stabilisation Works and the Outside Works. In addition to any rights or remedies the Government may have against the Lessee for breach of the Lessee’s obligations to maintain the Mitigation and Stabilisation Works and the Outside Works as provided in the Modification Letter, the Director shall be entitled by notice in writing to call upon the lessee to carry out such maintenance works as the Director shall in his absolute discretion deem fit. If the Lessee shall neglect or fail to comply with such notice to the satisfaction of the Director within the period specified therein, the Director may forthwith execute and carry out the required maintenance and the Lessee shall on demand repay to the Government the cost thereof, together with any administrative and professional fees and charges.
32. Clause (35)(g) of the Second Schedule of the Modification Letter stipulates that in the event that as a result of or arising out of the Investigation, the Mitigation and Stabilisation Works or the Outside Works, any damage is done to the Green Stippled Black Area, the Green Hatched Black Area, any other Government land or any land outside the Sections, the Lessee shall make good such damage at his own expense and in all respects to the satisfaction of the Director.
33. Clause (35)(h) of the Second Schedule of the Modification Letter stipulates that the Lessee indemnifies and shall keep indemnified the Government from and against all actions, proceedings, liabilities, claims, costs and demands whatsoever including but without limitation to any damage to or loss of properties and life or personal injuries arising out of or incidental to any works being carried out or having been carried out pursuant to the terms of this covenant or the omission, neglect or default to carry out any such works by the Lessee or any landslip hazard including boulder falls from the Green Stippled Black Area and the Green Hatched Black Area.
34. Clause (37)(a) of the Second Schedule of the Modification Letter stipulates that where there is or has been any cutting away, removal or setting back of any land, or any building up or filling in or any slope treatment works of any kind whatsoever, whether with or without the prior written consent of the Director, either within the Sections or on any Government land, which is or was done for the purpose of or in connection with the formation, levelling or development of the Sections or any part thereof or any other works required to be done by the Lessee under the terms and covenants contained in the Land Grant, or for any other purpose, the Lessee shall at his own expense carry out and construct such slope treatment works, retaining walls or other support, protection, drainage or ancillary or other works as shall or may then or at any time thereafter be necessary to protect and support such land within the Sections and also any adjacent or adjoining Government or leased land and to obviate and prevent any falling away, landslip or subsidence occurring thereafter. The Lessee shall at all times during the term granted by the Lease maintain at his own expense the said land, slope treatment works, retaining walls or other support, protection, drainage or ancillary or other works in good and substantial repair and condition to the satisfaction of the Director.
35. Clause (37)(c) of the Second Schedule of the Modification Letter stipulates that in the event that as a result of or arising out of any formation, levelling, development or other works done by the Lessee or owing to any other reason, any falling away, landslip or subsidence occurs at any time, whether in or from any land, within the Sections or from any adjacent or adjoining Government or leased land, the Lessee shall at his own expense reinstate and make good the same to the satisfaction of the Director and shall indemnify the Government its agents and contractors from and against all costs, charges, damages, demands and claims whatsoever which shall or may be made, suffered or incurred through or by reason of such falling away, landslip or subsidence.

## Summary of land grant

### 批地文件的摘要

36. Clause (37)(d) of the Second Schedule of the Modification Letter stipulates that in addition to any other rights or remedies provided in the Modification Letter for breach of any of the terms and covenants contained in the Modification Letter, the Director shall be entitled by notice in writing to call upon the Lessee to carry out, construct and maintain the said land, slope treatment works, retaining walls or other support, protection, and drainage or ancillary or other works or to reinstate and make good any falling away, landslip or subsidence, and if the Lessee shall neglect or fail to comply with the notice to the satisfaction of the Director within the period specified therein, the Director may forthwith execute and carry out any necessary works and the Lessee shall on demand repay to the Government the cost thereof, together with any administrative or professional fees and charges.
37. Clause (39) of the Second Schedule of the Modification Letter stipulates that where prestressed ground anchors have been installed, upon development or redevelopment of the Sections or any part thereof, the Lessee shall at his own expense carry out regular maintenance and regular monitoring of the prestressed ground anchors throughout their service life to the satisfaction of the Director and shall supply to the Director such reports and information on all such monitoring works as the Director may from time to time in his absolute discretion require. If the Lessee shall neglect or fail to carry out the required monitoring works, the Director may forthwith execute and carry out the monitoring works and the Lessee shall on demand repay to the Government the cost thereof.
38. Clause (41) of the Second Schedule of the Modification Letter stipulates that the Lessee shall take or cause to be taken all proper and adequate care, skill and precautions at all times, and particularly when carrying out construction, maintenance, renewal or repair work (“the Works”), to avoid causing any damage, disturbance or obstruction to any Government or other existing drain, waterway or watercourse, water main, road, footpath, street furniture, sewer, nullah, pipe, cable, wire, utility service or any other works or installations being or running upon, over, under or adjacent to the Sections or any part thereof or the Green Area or the Green Hatched Black Area or the Green Stippled Black Area or any combination thereof or any part thereof (“the Services”). The Lessee shall prior to carrying out any of the Works make or cause to be made such proper search and enquiry as may be necessary to ascertain the present position and levels of the Services, and shall submit his proposals for dealing with any of the Services which may be affected by the Works in writing to the Director for his approval in all respects, and shall not carry out any work whatsoever until the Director shall have given his written approval to the Works and to such aforesaid proposals. The Lessee shall comply with and at his expense meet any requirements which may be imposed by the Director in respect of the Services in granting the aforesaid approval, including the cost of any necessary diversion, relaying or reinstatement. The Lessee shall at his own expense in all respects repair, make good and reinstate to the satisfaction of the Director any damage, disturbance or obstruction caused to the Sections or any part thereof or the Green Area or the Green Hatched Black Area or the Green Stippled Black Area or any combination thereof or any part thereof or any of the Services in any manner arising out of the Works (except for nullah, sewer, storm-water drain or water main, the making good of which shall be carried out by the Director, unless the Director elects otherwise, and the Lessee shall pay to the Government on demand the cost of such works). If the Lessee fails to carry out any such necessary diversion, relaying, repairing, making good and reinstatement of the Sections or any part thereof or the Green Area or the Green Hatched Black Area or the Green Stippled Black Area or any combination thereof or any part thereof or of any of the Services to the satisfaction of the Director, the Director may carry out any such diversion, relaying, repairing, making good or reinstatement as he considers necessary and the Lessee shall pay to the Government on demand the cost of such works.
39. Clause (42) of the Second Schedule of the Modification Letter stipulates that:
- (a) The Water Authority, its officers, officers of other Government departments designated by the Water Authority, contractors, licencees, workmen whether employed by the Water Authority or by other designated Government departments or by contractors or licencees, whether with or without tools, equipment, plant, machinery or motor vehicles, shall have the right of unrestricted ingress, egress and regress to and from the Sections or any part thereof for the purpose of inspecting, operating, maintaining, repairing and renewing the existing Government water mains as delineated and shown by the red lines on the plan marked “PLAN A” annexed to the Modification Letter.
  - (b) Neither the Water Authority nor any of the classes of person referred to in sub-clause (a) of this covenant shall incur or be under any liability whatsoever to the Lessee in respect of any loss, damage, nuisance or disturbance whatsoever caused to or suffered by the Lessee arising out of or incidental to the exercise of the said right of ingress, egress and regress conferred under sub-clause (a) hereof and no claim shall be made by the Lessee in respect of any such loss, damage, nuisance or disturbance.
40. Clause (43) of the Second Schedule of the Modification Letter stipulates that:
- (a) The Lessee shall construct and maintain at his own expense and to the satisfaction of the Director such drains and channels, whether within the boundaries of the Sections or on Government land, as the Director may consider necessary to intercept and convey into the nearest stream-course, catchpit, channel or Government storm-water drain all storm-water or rain-water falling or flowing on to the Sections, and the Lessee shall be solely liable for and shall indemnify the Government and its officers from and against all actions, claims and demands arising out of any damage or nuisance caused by such storm-water or rain-water.
  - (b) The works of connecting any drains and sewers from the Sections to the Government storm-water drains and sewers, when laid and commissioned, may be carried out by the Director who shall not be liable to the Lessee for any loss or damage thereby occasioned and the Lessee shall pay to the Government on demand the cost of such connection works. Alternatively, the said connection works may be carried out by the Lessee at his own expense to the satisfaction of the Director and in such case any section of the said connection works which is constructed within Government land shall be maintained by the Lessee at his own cost and upon demand be handed over by the Lessee to the Government for future maintenance thereof at the expense of the Government and the said Lessee shall pay to the Government on demand the cost of the technical audit in respect of the said connection works. The Director may, upon failure of the Lessee to maintain any section of the said connection works which is constructed within Government land, carry out such maintenance works as he considers necessary and the Lessee shall pay to the Government on demand the cost of such works.
41. Clause (44) of the Second Schedule of the Modification Letter stipulates that no grave or columbarium shall be erected or made on the Sections, nor shall any human remains or animal remains whether in earthenware jars, cinerary urns or otherwise be interred therein or deposited thereon.

## 批地文件的摘要

1. 發展項目位於內地段第2411號B分段第1小分段A段，內地段第2411號B分段第1小分段B段，內地段第2411號B分段第1小分段餘段，內地段第2411號B分段第2小分段，內地段第2411號B分段第3小分段，內地段第2411號B分段第4小分段，內地段第2411號B分段第5小分段，內地段第2411號B分段第6小分段，內地段第2411號B分段餘段，內地段第2411號C分段第1小分段A段，內地段第2411號C分段第1小分段B段，內地段第2411號C分段第1小分段餘段，內地段第2411號C分段第2小分段，內地段第2411號C分段餘段，內地段第2411號D分段第1小分段，內地段第2411號E分段第1小分段，內地段第2411號E分段第2小分段及內地段第2411號E分段餘段（「該等分段」），乃根據一份日期為1934年3月28日的租契（經四封日期分別為1949年5月24日、1953年5月11日、1956年3月12日及1956年6月15日並分別以註冊摘要編號UB288427、UB288429、UB386582及UB288428於土地註冊處註冊的修訂函修改或修訂）（下稱「該租契」）持有，該租契經一封日期為2012年6月22日並以註冊摘要編號12070301910022於土地註冊處註冊的修訂函（下稱「該修訂函」）修改或修訂。
2. 該等分段的批租年期為75年，由1923年2月12日開始，並有權再續租75年。
3. 該修訂函規定，自該修訂函之日（即2012年6月22日）起，四封日期分別為1949年5月24日、1953年5月11日、1956年3月12日及1956年6月15日並分別以註冊摘要編號UB288427、UB288429、UB386582及UB288428於土地註冊處註冊的修訂函，僅涉及該等分段的部分（但不包括除此之外的或其他的部分）視為作廢及無效。
4. 該修訂函附表二第(3)條規定，該等分段或其任何部分，或該等分段上已建或將建的任何建築物或建築物的任何部分，不得用作除私人住宅以外的任何用途。
5. 該修訂函附表二第(4)條規定
  - (a) 承授人須：
    - (i) 於2017年6月30日（或地政總署署長（下稱「署長」）可能批准之其他日期）或之前，自費以署長批准的方式及物料，及按署長批准的標準、水平、位置和設計進行下列工程，以全面令署長滿意：
      - (I) 鋪設和構建在夾附於該修訂函標示為「圖則A」的圖則上用綠色顯示之未來公共道路部份(下稱「綠色地區」)；及
      - (II) 提供及興建橋、隧道、立交橋、地下通道、溝渠、高架橋、行車天橋、行人路、道路或署長運用絕對酌情權所要求的其它構築物（下稱「綠色地區構築物」），以便可在綠色地區興建建築物及供車輛和行人往來。
    - (ii) 於2017年6月30日（或署長可能批准之其他日期）或之前，自費在綠色地區鋪設路面、路邊及渠道並為其提供署長可能要求的溝渠、下水道、排水渠、消防栓連接駁總水管的水管、街燈、交通標誌、街道設施及道路標記，以令署長滿意；及
    - (iii) 自費保養綠色地區，連同綠色地區構築物及所有興建、設置及提供在該地區上或內的構築物、表面、溝渠、下水道、排水渠、消防栓、服務設施、街燈、交通標誌、街道設施、道路標記及植物，以令署長滿意，直至綠色地區的管有權按照該修訂函附表二第(5)條交還予政府時為止。
  - (b) 若承授人未能履行本(a)分條之責任，政府可進行所需之工程，惟費用由承授人支付，就此承授人須應政府要求向政府繳付一筆款項，數額等於上述工程之費用，該數額由署長釐定，此決定為最終決定並對承授人具約束力。
6. 該修訂函附表二第(5)條規定，僅為了進行該修訂函附表二第(4)(a)條指明須進行的工程，承授人須於2012年6月22日獲授予綠色地區的管有權。綠色地區須應署長要求交回政府，但無論如何，若署長發出信件表示本文件各項條件已妥為履行致使其滿意，綠色地區即被視為已於發信當天被承授人交回政府。承授人須在其管有綠色地區期間的所有合理時間內容許政府及公眾車輛及行人自由出入綠色地區，並確保其通行不受工程干擾或阻礙，不論是根據該修訂函附表二第(4)(a)條進行之工程或其他工程。
7. 該修訂函附表二第(6)條規定，未經署長事先書面同意，承授人不得使用綠色地區作儲存用途或任何臨時構築物之建造或除進行該修訂函附表二第(4)(a)條所指明之工程外之任何其他用途。
8. 該修訂函附表二第(7)條規定，承授人須在其管有綠色地區期間的所有合理時間內：
  - (a)
    - (i) 允許署長、其官員、承建商和任何獲署長授權人士有權進出穿越該等分段及綠色地區，以便視察、檢查及監督任何須按該修訂函附表二第(4)(a)條進行的工程，及進行、視察、檢查及監督根據該修訂函附表二第(4)(b)條進行的工程及任何其他署長認為有需要在綠色地區內進行的工程；
    - (ii) 允許政府及獲政府授權的相關公共事業公司應其要求進出穿越該等分段及綠色地區，以供其在綠色地區之內、之上或之下或任何毗連土地進行任何工程，包括但不限於鋪設及於其後保養所有管道、電線、導管、電纜管道及其他傳導媒體及為向該等分段或任何毗連或鄰近土地或處所提供電訊、電力、氣體（如有）及其他服務而所需的附屬設備。承授人須就有關任何上述於綠色地區內進行之工程之所有事宜與政府及政府妥為授權的有關公共事業公司通力合作；及
    - (iii) 允許水務監督之官員或其他獲其授權之人士應其要求進出穿越該等分段及綠色地區，以進行任何與綠色地區內之水務設施之操作、保養、維修、更換及改動有關的工程。
  - (b) 就任何因政府、其官員、代理人、承建商及任何其他妥為授權的人士或公用事業公司行使(a)分條之權利而起的或隨之而來的任何對承授人或任何其他人士所造成或承授人或任何其他人士所蒙受的損失、破壞、滋擾或干擾，政府概不承擔任何責任。
9. 該修訂函附表二第(9)條規定：
  - (b) 承授人須：
    - (i) 於2017年6月30日（或署長可能批准之其他日期）或之前，自費以署長批准的方式及物料，及按署長批准的標準、水平、位置和設計進行鋪設、構建和平整在夾附於該修訂函標示為「圖則A」的圖則上用粉紅色間藍斜線顯示之內地段第2411號E分段餘段之範圍(下稱「粉紅色間藍斜線地區」)，以全面令署長滿意，並提供及興建排水渠、下水道、溝渠、行人路或署長運用絕對酌情權所要求的其它構築物（下稱「粉紅色間藍斜線地區構築物」）；及
    - (ii) 自費保養粉紅色間藍斜線地區，連同粉紅色間藍斜線地區構築物，以令署長滿意，直至粉紅色間藍斜線地區的管有權按照(g) 分條交還予政府時為止。
  - (c) 若承授人未能於指定時間內履行(b)分條之責任，政府可進行所需之工程，惟費用由承授人支付，就此承授人須應政府要求向政府繳付一筆款項，數額等於上述工程之費用，該數額由署長釐定，此決定為最終決定並對承授人具約束力。



## 批地文件的摘要

- (d) 承授人須在其交回粉紅色間藍斜線地區予政府之前的所有時間內允許政府、其官員、代理人、承建商、其工人或其他獲其授權人士進出穿越該等分段，不論是否攜同工具、設備、機器或車輛，以視察、檢查及監督根據(b)分條須進行的任何工程，及進行、視察、檢查及監督根據(c)分條的工程及政府認為有需要在粉紅色間藍斜線地區之內進行的任何其他工程。
- (e) 就任何對承授人或任何其他人所造成或承授人或任何其他入蒙受的損失、破壞、滋擾或干擾，不論是因承授人履行(b)分條的責任或行使(c)及(d)分條的任何權利或其他權利而起的或隨之而來的，政府、其官員、代理人、承建商、其工人或其他任何獲授權的人士概不承擔任何責任，且承授人不得針對政府或他們就該等損失、破壞、滋擾或干擾提出任何賠償或其他申索。
- (g) 承授人須在署長提出要求時自費向政府交還及交回不受產業負擔影響的粉紅色間藍斜線地區的空置管有權，而政府無需支付任何款項或賠償予承授人，惟政府並無責任應承授人的要求而接受交還粉紅色間藍斜線地區或其任何部分，並且只會在其認為適當時才接受。為了按上述交還粉紅色間藍斜線地區，承授人須自費簽署一份土地交還契據及任何其他文件，其格式及所載條文須由署長批准或規定。
- (備註：粉紅色間藍斜線地區及其上面的粉紅色間藍斜線地區構築物已經從該等分段分割出來。粉紅色間藍斜線地區並不構成發展項目所位於的土地的一部分，並將由賣方進行保養工作。)
10. 該修訂函附表二第(11)條規定：
- (a) 承授人可於該等分段內興建及提供經署長批准的休憩設施及其附屬設施（「該設施」）。該設施的類型、尺寸、設計、高度及方位亦須經署長預先書面批准。
- (c) 倘若該設施的任何部分根據(b)分條的規定獲豁免列入計算總樓面面積（「豁免的設施」）：
- (i) 豁免的設施須指定為並構成該修訂函附表二第(19)(a)(v)條提述的公用地方之一部分；
- (ii) 承授人須自行出資保養豁免的設施使其處於完好修葺狀態，以及營運豁免的設施，使署長滿意；及
- (iii) 豁免的設施只能由該等分段上已建或將建之住宅大廈的住戶和他們的真正訪客使用，其他人士不可使用。
11. 該修訂函附表二第(12)條規定，未經署長事先書面同意，不得移除或干擾在該等分段或毗鄰土地種植的樹木；署長授予同意時可以對移植、補償美化或補種樹木施加其認為適當的條件。
12. 該修訂函附表二第(13)條規定，承授人須自費在該等分段及基座平台(如有)沒有建築物的任何地方進行環境美化工程和種植樹木及灌木，並保育該等植物以令其處於安全、清潔、整齊及健康的狀態，以令署長滿意。
13. 該修訂函附表二第(14)(a)條規定，受以下條件限制，該等分段內可提供給看守員或管理員或兩者的辦公設施：
- (i) 署長須認為此等設施為該等分段上已建或將建之住宅大廈的安全、保安及良好管理所必須；
- (ii) 此等設施不可用作全職及有必要聘用於該等分段的看守員或管理員或兩者的辦公設施以外的任何用途；及
- (iii) 此等設施的地點須經署長預先書面批准。
14. 該修訂函附表二第(15)條規定，受以下條件限制，該等分段內可提供給看守員或管理員或兩者的住處：
- (i) 此等住處須處於該等分段上興建的其中一幢住宅大廈或經署長書面批准的地點；及
- (ii) 不可用作全職及有必要聘用於該等分段的看守員或管理員或兩者的住宿設施以外的任何用途。
15. 該修訂函附表二第(16)條規定，受以下條件限制，該等分段內可提供一個辦公室給業主立案法團或業主委員會：
- (i) 該辦公室不可用作有關該等分段及在其上已建或將建之建築物的已成立或將成立的業主立案法團或業主委員會的會議及行政工作以外的任何用途；及
- (ii) 此等辦公室的地點須經署長預先書面批准。
16. 該修訂函附表二第(22)(a)(i)條規定，該等分段內須提供停車位供已按《道路交通條例》、其附屬規例及任何修訂法例獲發牌及屬於已建或將建於該等分段上之建築物的住宅單位的住客及彼等之真正客人、訪客或獲邀請人之車輛停泊（下稱「住宅停車位」），以達致署長滿意，而停車位的比率須參照已載列於修訂函之表格上已建或將建於該等分段上之住宅單位的個別大小計算，除非署長同意與上述表格所列不同之住宅停車位比率或數目。
17. 該修訂函附表二第(22)(c)(i)條規定，該等分段內須提供停車位供已按《道路交通條例》、其附屬規例及任何修訂法例獲發牌及屬於已建或將建於該等分段上之建築物的住宅單位的住客及彼等之真正客人、訪客或獲邀請人之電單車停泊（下稱「電單車停車位」），以達致署長滿意，而停車位的比率為須按該修訂函附表二第(22)(a)(i)條規定提供的停車位總數的百分之十，除非署長同意另一比率；惟如停車位的數目為小數，則須向上捨入至最接近的整數。
18. 該修訂函附表二第(26)(a)條規定，住宅停車位及電單車停車位不可：
- (i) 轉讓，除非
- (I) 連同賦予該等分段上已建或將建之建築物中之住宅單位獨有享用及管有權之不分割業權份數一併轉讓；或
- (II) 該承讓人已經擁有該等分段上已建或將建之建築物中之住宅單位獨有享用及管有權之不分割業權份數；或
- (ii) 轉租，除非租予該等分段上已建或將建之建築物中之住宅單位的住戶。
- 但無論如何轉讓予任何一個該等分段上已建或將建之建築物中之住宅單位的業主或轉租予任何一個該等分段上已建或將建之建築物中之住宅單位的住戶之住宅停車位及電單車停車位總數不得超過三個。
19. 該修訂函附表二第(30)(a)條規定：
- (i) 承授人承認現有行人徑(下稱「該行人徑」)有一部分興建於該等分段內在夾附於該修訂函標示為「圖則A」的圖則上用粉紅色間黑斜線顯示之範圍內(下稱「粉紅色間黑斜線地區」)，而有另一部分興建於該等分段外在夾附於該修訂函標示為「圖則A」的圖則上用黑色斜線顯示之範圍內。
- (ii) 除非獲署長事先書面同意，承授人不可於粉紅色間黑斜線地區建立或興建任何建築物或構築物，或任何建築物或構築物的支架，且不可對粉紅色間黑斜線地區或該行人徑或其任何部分進行任何修改。
- (iii) 承授人須自費繼續於所有時間提供及開放粉紅色間黑斜線地區(作為該行人徑之一部分)且不受阻礙。

## 批地文件的摘要

20. 該修訂函附表二第(30)(b)條規定，承授人須：

- (i) 於2017年6月30日（或署長可能批准之其他日期）或之前，自費以署長批准或要求的方式及物料，及按署長批准的標準、水平、闊度、位置和設計進行下列工程，以全面令署長滿意：
  - (I) 在夾附於該修訂函標示為「圖則A」的圖則上用粉紅色間黑交叉斜線及粉紅色間黑交叉斜線及綴黑網點顯示之該等分段的範圍(以下分別簡稱「粉紅色間黑交叉斜線地區」及「粉紅色間黑交叉斜線及綴黑網點地區」)上及沿途舖設、構建、興建及提供行人通道，連同下水道、排水渠、樓梯、樓梯平台、照明裝置及署長運用絕對酌情權所可能要求的其它構築物；及
  - (II) 於該等分段內沿著粉紅色間黑交叉斜線地區及粉紅色間黑交叉斜線及綴黑網點地區，提供及興建穿過已建或將建於其上的任何建築物的第二條行人通道，該第二條行人通道包括署長運用絕對酌情權所可能要求的一台升降機、支架、斜路、樓梯及樓梯平台、殘疾人士的設施及照明設施，以最短的路線連結粉紅色間黑交叉斜線地區及粉紅色間黑交叉斜線及綴黑網點地區(該第二條行人通道下稱「該通道」)，  
粉紅色間黑交叉斜線地區、粉紅色間黑交叉斜線及綴黑網點地區及所有於其上及其內興建、安裝及提供的所有下水道、排水渠、樓梯、樓梯平台、照明裝置及其他構築物，連同該通道及粉紅色間黑斜線地區統稱為「該行人步道」，使行人無論步行或以輪椅均可通過該行人步道分別來往皇龍道及行人徑，或已於土地註冊處登記並辨識為內地段第2411號D分段餘段及內地段第2411號A分段的各幅及各塊土地(下稱「毗鄰土地」)；及
- (ii) 其後自費維護、管理、保養、維修及清理該行人步道，使其處於修繕妥當的狀態，以全面令署長滿意。

21. 該修訂函附表二第(30)(f)條規定，如因再發展該等分段或其任何部分而致使須拆卸該行人步道或其任何部分，承授人須於署長所制訂之時限內，自費以署長批准或要求的設計、物料、標準、水平、闊度、定線和位置，興建及完成新的行人步道(或其部分)以更換該行人步道(或其部分)。

22. 該修訂函附表二第(30)(g)條規定，承授人須確保所進行的工程(不論依照該契諾第(b)(i)分條或其它原因進行)不會干擾或阻塞任何人通過或再通過該修訂函附表二第(32)(a)(ii)條所述的現有後巷。

23. 該修訂函附表二第(31)(a)條規定，承授人須於該租契及該修訂函所授予的年期內，開放及營運該行人步道並允許毗鄰土地的業主、佔用人及訪客一日24小時免費暢通無阻地步行或以輪椅通行及再通行該行人步道，以作任何合法用途。

24. 該修訂函附表二第(32)(a)條規定，直至該行人步道完成至獲署長滿意(其決定為終論且對承授人具約束力)前，承授人須自費進行下列工程，以全面令署長滿意：

- (i) 維護、維修、保養、管理及清潔在夾附於該修訂函標示為「圖則A」的圖則上用粉紅色綴黑網點顯示之範圍及粉紅色間黑斜線及綴黑網點地區上之現有後巷及沿範圍(下稱「現有後巷」)；及
- (ii) 繼續允許毗鄰土地的業主、佔用人及訪客於任何時間免費暢通無阻地通行及再通行現有後巷，以作任何合法用途。

25. 該修訂函附表二第(33)條規定，於發展或再發展該等分段或其任何部分時，承授人須於該等分段及署長按其絕對酌情權所要求的該等相鄰範圍上，自費進行及完成署長按其絕對酌情權所要求的該等土力勘察、防止山泥傾瀉、緩解及補救工程，包括礫石穩定工程及/或礫石下墜緩解工程。

26. 該修訂函附表二第(34)(a)條規定，承授人必須按署長運用絕對酌情權所可能要求，自費在夾附於該修訂函標示為「圖則A」的圖則上用綠色間黑斜線顯示的範圍（下稱「綠色間黑斜線地區」），進行與完成土力勘察、斜坡維護、防止山泥傾瀉、緩解及補救工程，達致署長滿意。承授人必須在批地文件授予的年期內任何時候自費保養綠色間黑斜線地區處於完好狀態，達致署長滿意，包括一切土地、斜坡處理工程、護土構築物、排水渠及在綠色間黑斜線地區之內及之上的任何其他工程。如於批地文件授予的年期內任何時候綠色間黑斜線地區發生任何山泥傾瀉、地陷或水土流失的情況，承授人須自費並在達致署長滿意下恢復及修正該綠色間黑斜線地區以及署長認為(以其決定為終論並對承授人具約束力)與該等分段相鄰或相連的受影響範圍。承授人須就上述山泥傾瀉、地陷或水土流失而招致的一切申索、司法程序、費用、損害和開支對政府、其代理人及承建商作出彌償。承授人須確保於任何時候不會於綠色間黑斜線地區出現非法挖掘或傾倒，並且受限於署長的事先書面批准，承授人可建立圍欄或其它障礙物以防止該等非法挖掘或傾倒。除署長享有就違反本文之條款及契諾的任何其它權利及補救外，署長可於任何時候以書面通告要求承授人進行該等土力勘察、斜坡維護、防止山泥傾瀉、緩解及補救工程，並保養、修復及修補任何受山泥傾瀉、地陷或水土流失影響的該等土地、構築物或工程。如承授人疏忽或未能於通告所述期限內遵從該等通告達致署長滿意，署長可於該等期限屆滿後執行及進行所需工程，而承授人須按要求向政府償還所需款項。

27. 該修訂函附表二第(34)(b)條規定，儘管該契諾第(a)分條另有規定，承授人於該契諾下就綠色間黑斜線地區或其任何部分的責任及權利將於政府向承授人給予通知時完全終止，且承授人不得針對政府、署長或獲其授權的官員就此決定導致所蒙受的損失、破壞或干擾或任何支出提出任何賠償。

28. 該修訂函附表二第(35)(a)條規定，承授人承認因自然地形的性質，該等分段可能受由夾附於該修訂函標示為「圖則A」的圖則上用綠色綴黑網點顯示的範圍（下稱「綠色綴黑網點地區」）及綠色間黑斜線地區造成的山泥傾瀉危險(包括礫石下墜)所影響。承授人須自費就該等危險在該等分段內於綠色綴黑網點地區及綠色間黑斜線地區進行及完成土力勘察(下稱「該勘察」)達致署長滿意。除非獲署長事先書面同意，否則不可於綠色綴黑網點地區及綠色間黑斜線地區之外的任何政府土地進行任何土地勘測。

29. 該修訂函附表二第(35)(b)條規定，於完成該勘察後，承授人須自費於該等分段內進行署長運用絕對酌情權所可能要求的所有必須的緩解及鞏固工程(下稱「該等緩解及鞏固工程」)，並於各方面達致署長滿意，以保護於該等分段或其任何部分上已建或將建的任何建築物或構築物，及其內之任何住戶或佔用人及彼等之真正來賓、訪客或賓客免受由綠色綴黑網點地區及綠色間黑斜線地區造成的山泥傾瀉危險(包括礫石下墜)之影響。承授人須自費於土地註冊處就該等分段註冊一份獲署長接納的記錄圖則以標示該等緩解及鞏固工程的位置及範圍。

30. 該修訂函附表二第(35)(c)條規定，如政府或承授人認為有必要於任何政府土地(包括綠色綴黑網點地區)上進行緩解及鞏固工程(下稱「外在工程」)，承授人須於收到政府書面批准或要求進行外在工程時，自費按批准或要求進行及完成外在工程以達致署長滿意。承授人須自費於土地註冊處就該等分段註冊一份獲署長接納的記錄圖則以標示外在工程的位置及範圍。

31. 該修訂函附表二第(35)(d)條規定，承授人須於該租契及該修訂函所授予的年期內任何時候自費維持該等緩解及鞏固工程及外在工程於修繕妥當的狀態，並達致署長滿意，以確保該等緩解及鞏固工程及外在工程可繼續運作。除政府享有就違反該修訂函之條款及契諾的任何其它權利及補救外，署長可於任何時候以書面通告要求承授人進行該等運用絕對酌情權認為合適的保養工程。如承授人疏忽或未能於通告所述



### 批地文件的摘要

期限內遵從該等通告達致署長滿意，署長可立刻執行及進行所需保養，而承授人須按要求向政府償還所需款項，包括任何行政及專業收費和費用。

32. 該修訂函附表二第(35)(g)條規定，如由於該勘察、該等緩解及鞏固工程或外在工程而對綠色綴黑網點地區、綠色間黑斜線地區、任何其它政府土地或任何於該等分段外之土地造成任何損害，承授人須自費修復該等損害並於各方面達致署長滿意。
33. 該修訂函附表二第(35)(h)條規定，承授人須就因根據該契諾的條文而進行或曾經進行的任何工程，或因忽略、疏忽、或未能進行任何該等工程，或因綠色綴黑網點地區及綠色間黑斜線地區的任何山泥傾瀉危險(包括礫石下墜)所引起或附帶引起的一切訴訟、司法程序、責任、申索、費用和索賠(包括但不限於任何財物損失或人身傷亡)對政府作出彌償。
34. 該修訂函附表二第(37)(a)條規定，如果任何土地存在或曾經被分割、移走或退讓或堆積或堆填或進行任何類型的斜坡處理工程，不論有否經署長事先書面同意，亦不論是在該等分段內或任何政府土地內，其目的旨在構建、平整或開發該等分段或其任何部分，或進行承授人按批地文件的條款及契諾需要進行的任何其他工程，或作任何其他用途，承授人須自費進行與建造其時或其後隨時必要的該等斜坡處理工程、護土牆或其他承托物、保護物、排水或輔助工程或其他工程，以便保護與承托該等分段及任何毗鄰或毗連政府土地或出租土地內的泥土，避免與防止其後發生任何塌方、山泥傾瀉或地陷。承授人須在批地文件授予的租期期間自費保養該等分段、斜坡處理工程、護土牆或其他承托物、保護物、排水或輔助工程或其他工程處於修葺妥當的狀態，並達致署長滿意。
35. 該修訂函附表二第(37)(c)條規定，倘若因為任何構建、平整或開發或承授人進行其他工程或任何其他原因造成任何時候發生任何塌方、山泥傾瀉或地陷，不論發生在或來自該等分段任何土地或任何毗鄰或毗連政府土地或出租土地，承授人須自費進行修復或修補以達致署長滿意並對上述塌方、山泥傾瀉或地陷造成政府、其代理及承建商承受、遭受或產生的一切費用、收費、損害賠償、要求及索償向彼等作出彌償。
36. 該修訂函附表二第(37)(d)條規定，除了該修訂函規定對違反該修訂函內任何條款及契諾的任何其他權利或補救外，署長有權發出書面通告要求承授人進行、建造及保養該土地、斜坡處理工程、護土牆或其他承托物、保護物及排水或輔助工程或其他工程或修復與修補任何塌方、山泥傾瀉或地陷。如果承授人疏忽或未能在通告中指定的期限內執行該通告的要求以達致署長滿意，署長可立即執行及進行任何必要工程，而承授人須按要求向政府償還因此產生的費用連同任何行政費和專業費用及開支。
37. 該修訂函附表二第(39)條規定，如果在開發或再開發該等分段或其中任何部分時已安裝預應力地樁，承授人須在預應力地樁的服務年限期間定期保養與檢查預應力地樁以達致署長滿意，並在署長不時按其絕對酌情權所要求時提供上述檢驗工程的報告和資料給署長。如果承授人疏忽或未能進行上述要求的檢查工程，署長可立即執行及進行該檢查工程，而承授人須按要求向政府償還因此產生的費用。
38. 該修訂函附表二第(41)條規定，承授人須自行或促使他人時刻均充分小心謹慎，並且運用適當的技巧和採取預防措施，尤其是於進行建造、維修、更新或修理工程(下稱「該等工程」)時，以免損壞、干擾或阻塞該等分段或其任何部分、或綠色地區、或綠色間黑斜線地區、或綠色綴黑網點地區、或該等土地

之任何組合或任何部分之上、下或毗連該處的任何政府、或其他現有排水渠、水道或河道、總水管、道路、行人徑、街道設施、污水管、明渠、水管、電纜、電線、公用服務或任何其他工程或裝置(下稱「該等服務」)。承授人於展開任何該等工程之前，必須自行或促使他人進行必要的審查及查究，以確定該等服務的現況及水平標準，此外並需向署長提交書面建議，述明擬如何處理受該等工程影響的該等服務，以待署長全面審批。直至署長以書面批准該等工程及前述的建議書，承授人不可展開任何該等工程。承授人應遵從及自費達到署長審批時就該等服務制訂的要求，包括承擔任何必要改道、重鋪或還原工程的費用。再者，無論於任何情況下倘因該等工程導致或造成該等分段或其任何部分、或綠色地區、或綠色間黑斜線地區、或綠色綴黑網點地區、或該等土地之任何組合或任何部分、或任何該等服務受到損壞、干擾或阻塞，承授人需自費全面修理、修復及還原以令署長滿意(明渠、污水管、雨水渠或總水管例外，除非署長另行決定，否則有關的修復工程由署長執行，承授人應在政府通知時支付工程費用)。如承授人不執行該等分段或任何部分、或綠色地區、或綠色間黑斜線地區、或綠色綴黑網點地區、或該等土地之任何組合或其任何部分、或任何部分之該等服務的必要改道、重鋪、修理、修復及還原工程以令署長滿意，署長可按其視為必要執行此等改道、重鋪、修理、修復及還原工程，承授人需在政府通知時向政府支付工程費用。

39. 該修訂函附表二第(42)條規定：

- (a) 水務署、其職員、水務署所指定之其它政府部門之職員、承建商、持牌人及工人，不論受僱於水務署、其它指定政府部門、或承建商或持牌人，不論是否攜帶工具、設備、機器、機械或駕駛車輛，均有權自由出入及再出入該等分段或其任何部分，以檢查、運作、維護、修理及更新在夾附於該修訂函標示為「圖則A」的圖則上用紅線劃定及顯示的現有政府總水管。
- (b) 不論水務署或第(a)分條所述的任何一類人士，均不會對因行使第(a)分條所述自由出入及再出入之權利、對承授人承受、遭受或產生的任何損失、損害賠償、滋擾或干擾而引致或負上任何責任，而承授人不得就任何該等損失、損害賠償、滋擾或干擾提出任何申索。

40. 該修訂函附表二第(43)條規定：

- (a) 承授人應以署長滿意的方式，按署長視為必要時，自費在該等分段邊界範圍內或政府土地上建造和維修排水渠及渠道，以截流及輸送所有落下或流入該等分段的雨洪或雨水至最近的河道、集水溝、渠道或政府雨水渠。如因雨洪或雨水造成損害或滋擾而引起或招致任何訴訟、索償及要求，承授人需獨力承擔責任並向政府及其職員作出彌償。
- (b) 接駁該等分段任何排水渠及污水管到政府雨水渠及污水管(鋪妥及啟用後)的工程可由署長執行。署長無須就由此引致的任何損失或損害向承授人承擔責任，而承授人需在政府通知時向政府支付該接駁工程費用。或者，承授人亦可以署長滿意的方式自費進行接駁工程。於該情況下，建於政府土地的任何一段接駁工程將由承授人自費維修，並於政府通知時交予政府由其自費執行日後維修，惟承授人需在政府通知時向政府支付上述接駁工程的技術審查費用。如承授人未能維護建於政府土地的上述的接駁工程的任何分段，署長可按其視為必要執行維修工程，而承授人需在政府通知時向政府支付相關的費用。

41. 該修訂函附表二第(44)條規定，在該等分段內不得建立或製造任何墳墓或骨灰龕安置所，亦不可埋葬或放置任何人類遺體或動物遺體，不論放於土製瓶中、骨灰龕中或以其他形式埋葬或放置。



## Information on public facilities and public open spaces

### 公共設施及公眾休憩用地的資料

#### A. FACILITIES THAT ARE REQUIRED UNDER THE LAND GRANT TO BE CONSTRUCTED AND PROVIDED FOR THE GOVERNMENT, OR FOR PUBLIC USE

1. Green Area and Green Area Structures as referred to in Clause (4) of the Second Schedule of the Modification Letter

##### (a) Relevant provisions of the land grant that concern the above facilities :

Clause (4)(a) of the Second Schedule of the Modification Letter stipulates that the Lessee shall:

- (i) on or before the 30th day of June, 2017 or such other date as may be approved by the Director of Lands (“the Director”), at his own expense, in such manner with such materials and to such standards, levels, alignment and design as the Director shall approve and in all respects to the satisfaction of the Director:
  - (I) lay and form those portions of future public roads shown coloured green on the plan marked “PLAN A” annexed to the Modification Letter (“the Green Area”); and
  - (II) provide and construct such bridges, tunnels, over-passes, under-passes, culverts, viaducts, flyovers, pavements, roads or such other structures as the Director in his sole discretion may require (“the Green Area Structures”) so that building, vehicular and pedestrian traffic may be carried on the Green Area.
- (ii) on or before the 30th day of June, 2017 or such other date as may be approved by the Director, at his own expense and to the satisfaction of the Director, surface, kerb and channel the Green Area and provide the same with such gullies, sewers, drains, fire hydrants with pipes connected to water mains, street lights, traffic signs, street furniture and road markings as the Director may require.

Clause (5) of the Second Schedule of the Modification Letter stipulates that for the purpose only of carrying out the necessary works specified in Clause (4)(a) of the Second Schedule of the Modification Letter, the Lessee shall on the 22nd day of June, 2012 be granted possession of the Green Area. The Green Area shall be re-delivered to the Government by the Lessee on demand of the Director and in any event shall be deemed to have been re-delivered to the Government by the Lessee on the date of a letter from the Director indicating that the terms and covenants contained herein have been complied with to his satisfaction. The Lessee shall at all reasonable times while he is in possession of the Green Area allow free access over and along the Green Area for all Government and public vehicular and pedestrian traffic and shall ensure that such access shall not be interfered with or obstructed by the carrying out of the works whether under Clause (4)(a) of the Second Schedule of the Modification Letter or otherwise.

##### (b) Relevant provisions of the DMC that concern the above facilities :

Clause 1.1 of the Deed of Mutual Covenant and Management Agreement (the “DMC”) stipulates that “Green Area” means that portion of future public road shown coloured green on the plan marked “PLAN A” annexed to the Modification Letter which are required to be laid and formed in accordance with Clause (4)(a)(i) of the Second Schedule to the Modification Letter; and “Green Area Structures” means such bridges, tunnels, over-passes, under-passes, culverts, viaducts, flyovers, pavements, roads or other structures as the Director may require to be provided and constructed in accordance with Clause (4)(a)(i)(II) of the Second Schedule to the Modification Letter.

Clause 6.2.1(59) of the DMC stipulates that the Manager shall have the duty to uphold, repair, maintain, upkeep, improve, control, operate and manage, inter alia, the Green Area and the Green Area Structures (each of which until possession of the same is redelivered to the Government) in good condition to the satisfaction of the Director of Lands in accordance with the Government Lease.

Clause 6.4.1(w) of the DMC stipulates that the Owners of the Development shall pay to the Manager monthly in advance in the manner provided in the DMC the Management Expenses which shall be made up of, inter alia, the cost and expense of inspecting, maintaining and repairing the Green Area and the Green Area Structures (each of which until possession of the same is delivered to the Government).

2. Pink Hatched Blue Area and Pink Hatched Blue Area Structures as referred to in Clause (9) of the Second Schedule of the Modification Letter

##### Relevant provisions of the land grant that concern the above facilities :

Clause (9)(b)(i) of the Second Schedule of the Modification Letter stipulates that the Lessee shall on or before the 30th day of June, 2017 or such other date as may be approved by the Director, at his own expense, in such manner with such materials and to such standards, levels, alignment and design as the Director shall approve and in all respects to the satisfaction of the Director lay, form and surface the area of The Remaining Portion of Section E of Inland Lot No. 2411 as shown coloured pink hatched blue on the plan marked “PLAN A” annexed to the Modification Letter (“the Pink Hatched Blue Area”) and provide and construct such drains, sewers, culverts, pavements or such other structures as the Director in his sole discretion may require (“the Pink Hatched Blue Area Structures”).

(Remarks: the Pink Hatched Blue Area and the Pink Hatched Blue Area Structures thereon has been carved out from the Sections. It does not form part of the land on which the Development is situated, and will be maintained by the Vendor.)

Information on public facilities and public open spaces

公共設施及公眾休憩用地的資料

B. FACILITIES THAT ARE REQUIRED UNDER THE LAND GRANT TO BE MANAGED, OPERATED OR MAINTAINED FOR PUBLIC USE AT THE EXPENSE OF THE OWNERS OF THE RESIDENTIAL PROPERTIES IN THE DEVELOPMENT

1. Green Area and Green Area Structures as referred to in Clause (4) of the Second Schedule of the Modification Letter

(a) Relevant provisions of the land grant that concern the above facilities :

Clause (5) of the Second Schedule of the Modification Letter stipulates that for the purpose only of carrying out the necessary works specified in Clause (4)(a) of the Second Schedule of the Modification Letter, the Lessee shall on the 22nd day of June, 2012 be granted possession of the Green Area. The Green Area shall be re-delivered to the Government by the Lessee on demand of the Director and in any event shall be deemed to have been re-delivered to the Government by the Lessee on the date of a letter from the Director indicating that the terms and covenants contained herein have been complied with to his satisfaction. The Lessee shall at all reasonable times while he is in possession of the Green Area allow free access over and along the Green Area for all Government and public vehicular and pedestrian traffic and shall ensure that such access shall not be interfered with or obstructed by the carrying out of the works whether under Clause (4)(a) of the Second Schedule of the Modification Letter or otherwise.

(b) Relevant provisions of the DMC that concern the above facilities :

Clause 6.2.1(59) of the DMC stipulates that the Manager shall have the duty to uphold, repair, maintain, upkeep, improve, control, operate and manage, inter alia, the Green Area and the Green Area Structures (each of which until possession of the same is redelivered to the Government) in good condition to the satisfaction of the Director of Lands in accordance with the Government Lease.

Clause 6.4.1(w) of the DMC stipulates that the Owners of the Development shall pay to the Manager monthly in advance in the manner provided in the DMC the Management Expenses which shall be made up of, inter alia, the cost and expense of inspecting, maintaining and repairing the Green Area and the Green Area Structures (each of which until possession of the same is delivered to the Government).

C. OPEN SPACE THAT IS REQUIRED UNDER THE LAND GRANT TO BE MANAGED, OPERATED OR MAINTAINED FOR PUBLIC USE AT THE EXPENSE OF THE OWNERS OF THE RESIDENTIAL PROPERTIES IN THE DEVELOPMENT

Not applicable.

D. ANY PART OF THE LAND (ON WHICH THE DEVELOPMENT IS SITUATED) THAT IS DEDICATED TO THE PUBLIC FOR THE PURPOSES OF REGULATION 22(1) OF THE BUILDING (PLANNING) REGULATIONS (CAP 123 SUB. LEG. F)

Not applicable.

The general public has the right to use the Green Area and the Green Area Structures in accordance with the land grant.

The Green Area and the Green Area Structures (until possession of the same are redelivered to the Government) are required to be managed, operated or maintained at the expense of the owners of the residential properties in the Development; and those owners are required to meet a proportion of the expense of managing, operating or maintaining the said facilities through the management expenses apportioned to the residential properties concerned.

## 公共設施及公眾休憩用地的資料

A. 根據批地文件規定須興建並提供予政府或供公眾使用的設施；

1. 該修訂函附表二第(4)條提及的綠色地區及綠色地區構築物

(a) 批地文件有關上述設施之相關條款：

該修訂函附表二第(4)(a)條規定，承授人須：

- (i) 於2017年6月30日（或地政總署署長（下稱「署長」）可能批准之其他日期）或之前，自費以署長批准的方式及物料，及按署長批准的標準、水平、位置和設計進行下列工程，以全面令署長滿意：
  - (I) 鋪設和構建在夾附於該修訂函標示為「圖則A」的圖則上用綠色顯示之未來公共道路部份(下稱「綠色地區」)；及
  - (II) 提供及興建橋、隧道、立交橋、地下通道、溝渠、高架橋、行車天橋、行人路、道路或署長運用絕對酌情權所要求的其它構築物（下稱「綠色地區構築物」），以便可在綠色地區興建建築物及供車輛和行人往來。
- (ii) 於2017年6月30日（或署長可能批准之其他日期）或之前，自費在綠色地區鋪設路面、路邊及渠道並為其提供署長可能要求的溝渠、下水道、排水渠、消防栓連接駁總水管的水管、街燈、交通標誌、街道設施及道路標記，以令署長滿意。

該修訂函附表二第(5)條規定，僅為進行該修訂函附表二第(4)(a)條所指定的必需工程之目的，承授人從2014年6月22日起獲授予綠色地區的管有權。綠色地區須應署長要求交還予政府，及在任何情況下，在署長致函予承授人表明本文之條款及契諾已符合並達致署長滿意當日即視作已交還該等範圍予政府。承授人須在綠色地區的管有權期間，在任何合理時間下容許一切政府和公共車輛及行人自由穿越通往及前往該等範圍，並須確保此等穿越不受不論在該修訂函附表二第(4)(a)條下或在此以外所進行的工程干擾或阻礙。

(b) 公契有關上述設施之相關條款：

大廈公契(下稱「公契」)第1.1條規定，「綠色地區」指在夾附於該修訂函標示為「圖則A」的圖則上用綠色顯示之未來公共道路部份，該部份須根據該修訂函附表二第(4)(a)(i)條鋪設和構建；而「綠色地區構築物」指須根據該修訂函附表二第(4)(a)(i)(II)條提供及興建的橋、隧道、立交橋、地下通道、溝渠、高架橋、行車天橋、行人路、道路或署長所要求的其它構築物。

公契第6.2.1(59)條規定，管理人有職責依照政府批地文件維護、維修、保養、維持、改善、控制、營運及管理(其中包括)綠色地區及綠色地區構築物(各項直至其管有權交還予政府)使其處於修葺妥當的狀態，並達致地政總署署長滿意。

公契第6.4.1(w)條規定，發展項目之業主須於每月依照公契所述的形式提前向管理人支付管理費用，該費用其中包括檢查、維護和維修綠色地區及綠色地區構築物(各項直至其管有權交還予政府)的費用及支出。

2. 該修訂函附表二第(9)條提及的粉紅色間藍斜線地區及粉紅色間藍斜線地區構築物

批地文件有關上述設施之相關條款：

該修訂函附表二第(9)(b)(i)條規定，承授人須於2017年6月30日（或署長可能批准之其他日期）或

之前，自費以署長批准的方式及物料，及按署長批准的標準、水平、位置和設計進行下列工程，鋪設、構建和平整在夾附於該修訂函標示為「圖則A」的圖則上用粉紅色間藍斜線顯示之內地段第2411號E分段餘段之範圍(下稱「粉紅色間藍斜線地區」)，以全面令署長滿意，並提供及興建排水渠、下水道、溝渠、行人路或署長運用絕對酌情權所要求的其它構築物（下稱「粉紅色間藍斜線地區構築物」）。

(備註：粉紅色間藍斜線地區及其上面的粉紅色間藍斜線地區構築物已經從該等分段分割出來。粉紅色間藍斜線地區並不構成發展項目所位於的土地的一部分，並將由賣方進行保養工作。)

B. 根據批地文件規定須由發展項目中的住宅物業的擁有人出資管理、營運或保養以供公眾使用的設施

1. 該修訂函附表二第(4)條提及的綠色地區及綠色地區構築物

(a) 批地文件有關上述設施之相關條款：

該修訂函附表二第(5)條規定，僅為進行該修訂函附表二第(4)(a)條所指定的必需工程之目的，承授人從2014年6月22日起獲授予綠色地區的管有權。綠色地區須應署長要求交還予政府，及在任何情況下，在署長致函予承授人表明本文之條款及契諾已符合並達致署長滿意當日即視作已交還該等地區予政府。承授人須在綠色地區的管有權期間，在任何合理時間下容許一切政府和公共車輛及行人自由穿越通往及前往該等地區，並須確保此等穿越不受不論在該修訂函附表二第(4)(a)條下或在此以外所進行的工程干擾或阻礙。

(b) 公契有關上述設施之相關條款：

公契第6.2.1(59)條規定，管理人有職責依照政府批地文件維護、維修、保養、維持、改善、控制、營運及管理(其中包括)綠色地區及綠色地區構築物(各項直至其管有權交還予政府)使其處於修葺妥當的狀態，並達致地政總署署長滿意。

公契第6.4.1(w)條規定，發展項目之業主須於每月依照公契所述的形式提前向管理人支付管理費用，該費用其中包括檢查、保養和維修綠色地區及綠色地區構築物(各項直至其管有權交還予政府)的費用及支出。

C. 根據批地文件規定須由發展項目中的住宅物業的擁有人出資管理、營運或保養以供公眾使用的休憩用地

不適用。

D. 發展項目所位於的土地中為施行《建築物(規劃)規例》(第123章，附屬法例F)第22(1)條而撥供公眾用途的部分

不適用。

公眾有權按照批地文件使用綠色地區及綠色地區構築物。

綠色地區及綠色地區構築物(直至其管有權交還予政府)按規定須由發展項目中的住宅物業的擁有人出資管理、營運或保養；及該等擁有人按規定須以由有關住宅物業分攤的管理開支，應付管理、營運或保養該等設施的部分開支。



# Information on public facilities and public open spaces

## 公共設施及公眾休憩用地的資料

Location of Green Area and Pink Hatched Blue Area as indicated in the plan to the Land Grant.  
於批地文件圖則所示的綠色地區及粉紅色間藍斜線地區的位置。



Remark:  
This plan is a reproduction of Plan A as annexed to the Land Grant, which shows the location of the relevant public facilities.

備註：  
此圖複製附於批地文件的圖則A，顯示相關公共設施的位置。



## Warning to purchasers

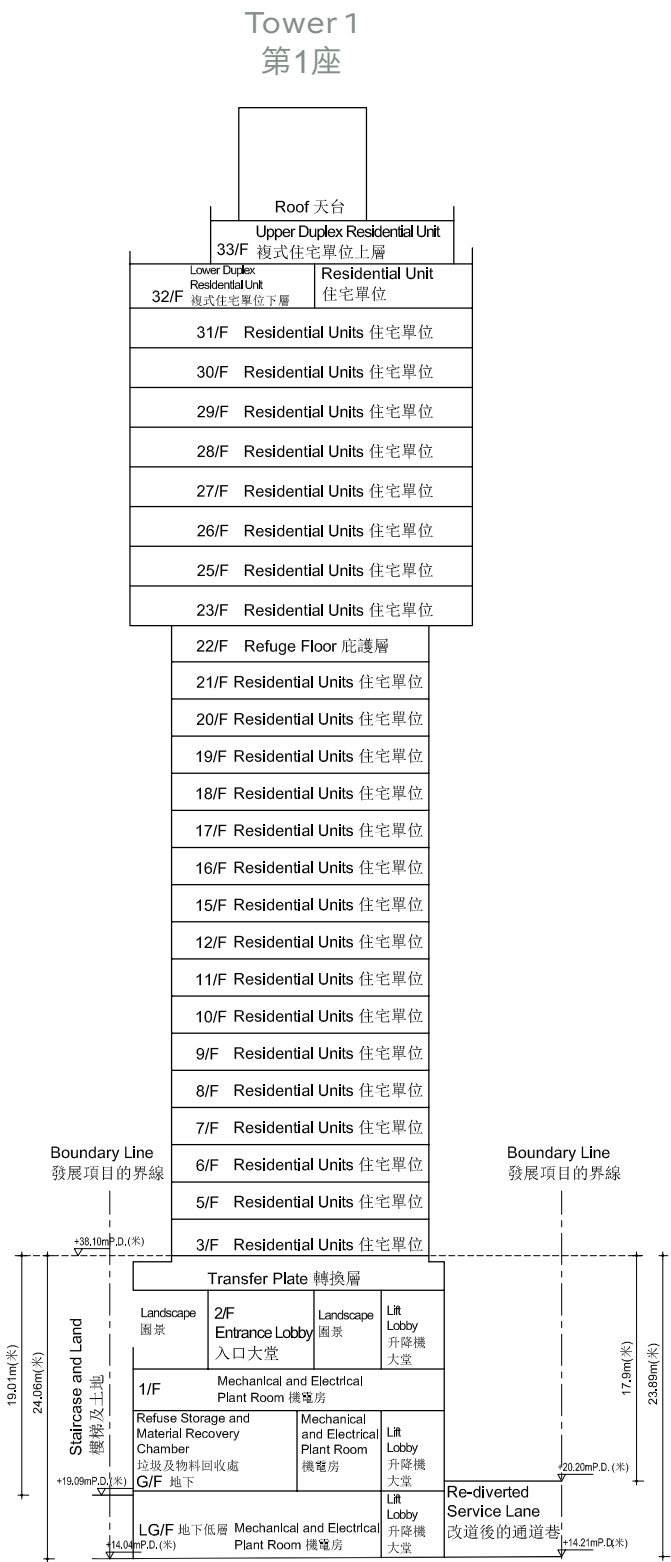
### 對買方的警告

- (a) The purchaser is recommended to instruct a separate firm of solicitors (other than that acting for the owner) to act for the purchaser in relation to the transaction.
  - (b) If the purchaser instructs such separate firm of solicitors to act for the purchaser in relation to the transaction, that firm will be able to give independent advice to the purchaser.
  - (c) If the purchaser instructs the firm of solicitors acting for the owner to act for the purchaser as well, and a conflict of interest arises between the owner and the purchaser -
    - (i) that firm may not be able to protect the purchaser's interests;
    - (ii) the purchaser may have to instruct a separate firm of solicitors; and
    - (iii) that in the case of paragraph (c)(ii), the total solicitors' fees payable by the purchaser may be higher than the fees that would have been payable if the purchaser had instructed a separate firm of solicitors in the first place.
- (a) 現建議買方聘用一間獨立的律師事務所(代表擁有人行事者除外)，以在交易中代表買方行事。
  - (b) 如買方聘用上述的獨立的律師事務所，以在交易中代表買方行事，該律師事務所將會能夠向買方提供獨立意見。
  - (c) 如買方聘用代表擁有人行事的律師事務所同時代表買方行事，而擁有人與買方之間出現利益衝突 -
    - (i) 該律師事務所可能不能夠保障買方的利益；
    - (ii) 買方可能要聘用一間獨立的律師事務所；及
    - (iii) 如屬(c)(ii)段的情況，買方須支付的律師費用總數，可能高於如買方自一開始即聘用一間獨立的律師事務所便須支付的費用。

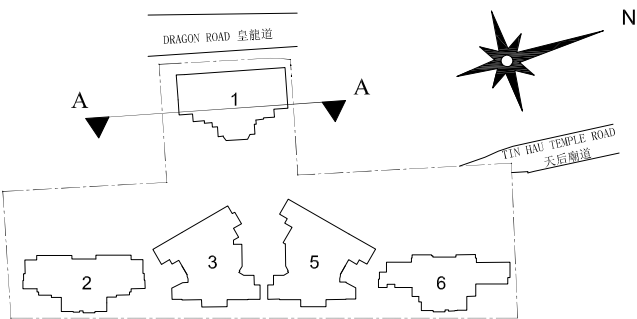
Cross-section plan of building in the development

發展項目中的建築物的橫截面圖

Cross-Section Plan A-A  
橫截面圖 A-A



Key Plan 索引圖



----- Dotted line denotes the lowest residential floor  
虛線為最低住宅樓層水平

The part of Staircase and Land adjacent to the building is 14.04 to 19.09 metres above the Hong Kong Principal Datum.  
毗連建築物的一段樓梯及土地為香港主水平基準以上14.04至19.09米。


The part of Re-diverted Service Lane adjacent to the building is 14.21 to 20.20 metres above the Hong Kong Principal Datum.  
毗連建築物的一段改道後的通道巷為香港主水平基準以上14.21至20.20米。



Cross-section plan of building in the development

發展項目中的建築物的橫截面圖

Cross-Section Plan B-B  
橫截面圖 B-B



## 發展項目中的建築物的橫截面圖

Tower 1  
第1座



----- Dotted line denotes the lowest residential floor  
虛線為最低住宅樓層水平

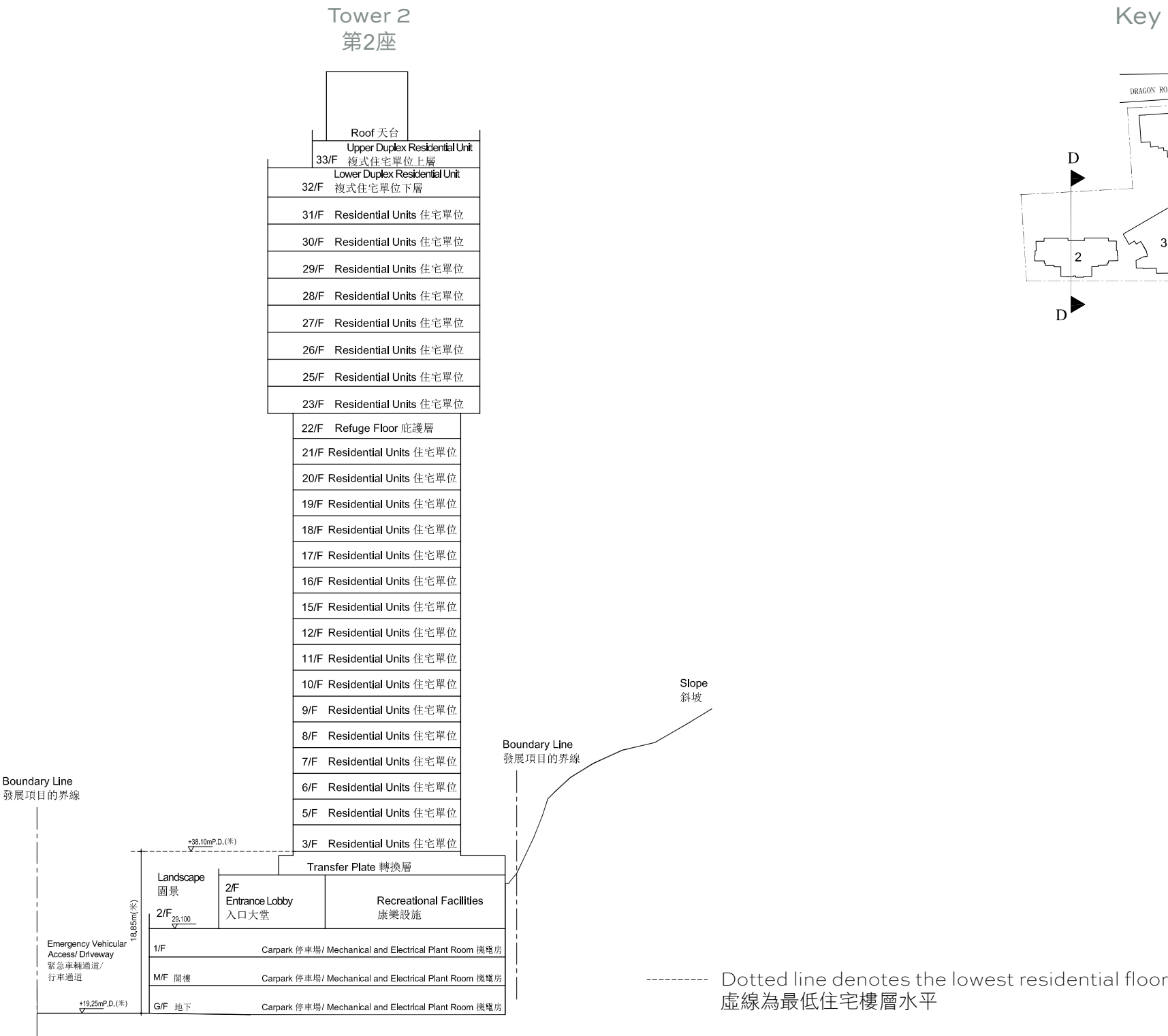
The part of Emergency Vehicular Access/Driveway adjacent to the building is 19.25 metres above the Hong Kong Principal Datum.

毗連建築物的一段緊急車輛通道/行車通道為香港主水平基準以上19.25米。

Cross-section plan of building in the development

發展項目中的建築物的橫截面圖

Cross-Section Plan D-D  
橫截面圖 D-D



The part of Emergency Vehicular Access/Driveway adjacent to the building is 19.25 metres above the Hong Kong Principal Datum.  
毗連建築物的一段緊急車輛通道/行車通道為香港主水平基準以上19.25米。



## 發展項目中的建築物的橫截面圖

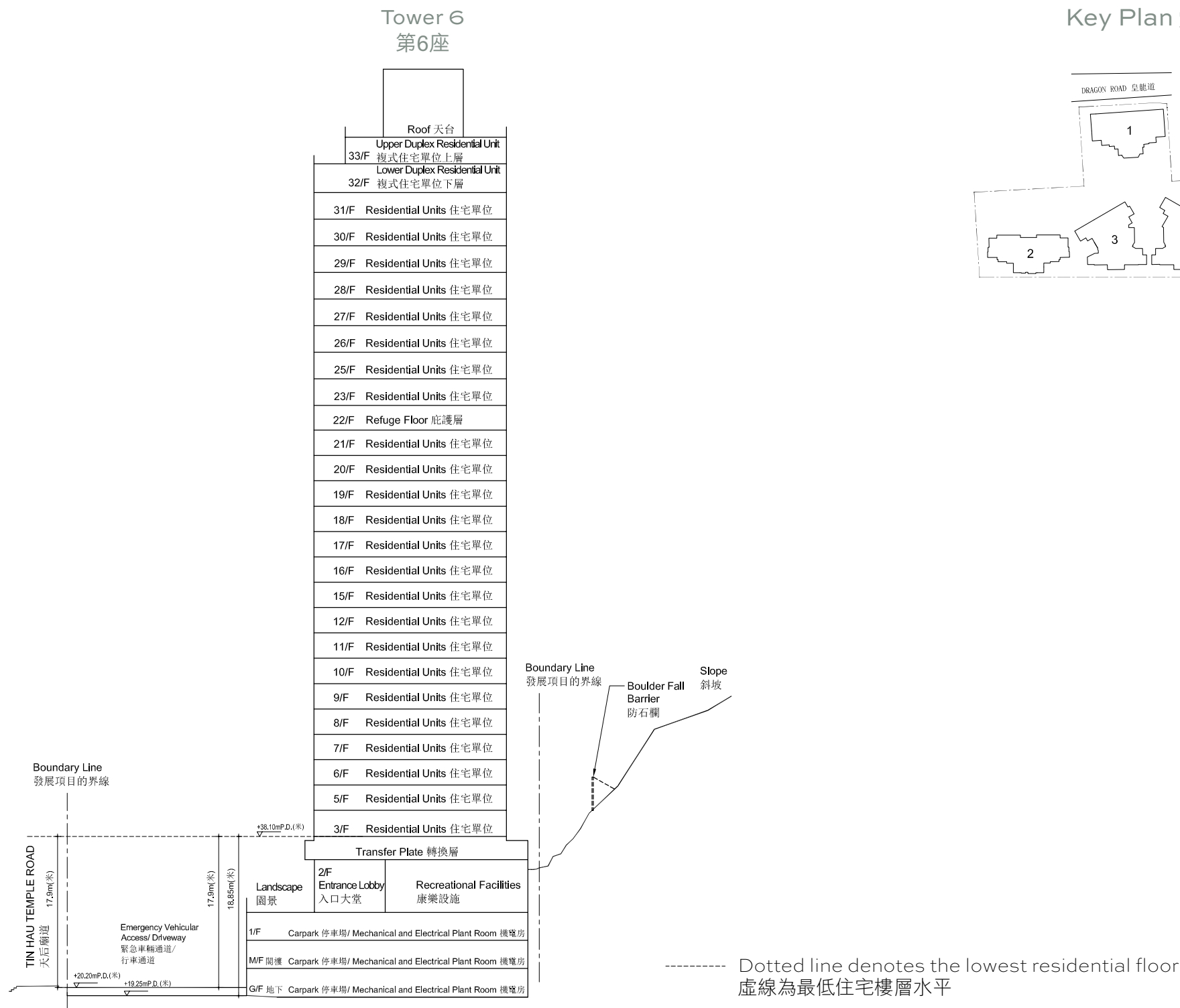
Key Plan 索引圖



Cross-section plan of building in the development

發展項目中的建築物的橫截面圖

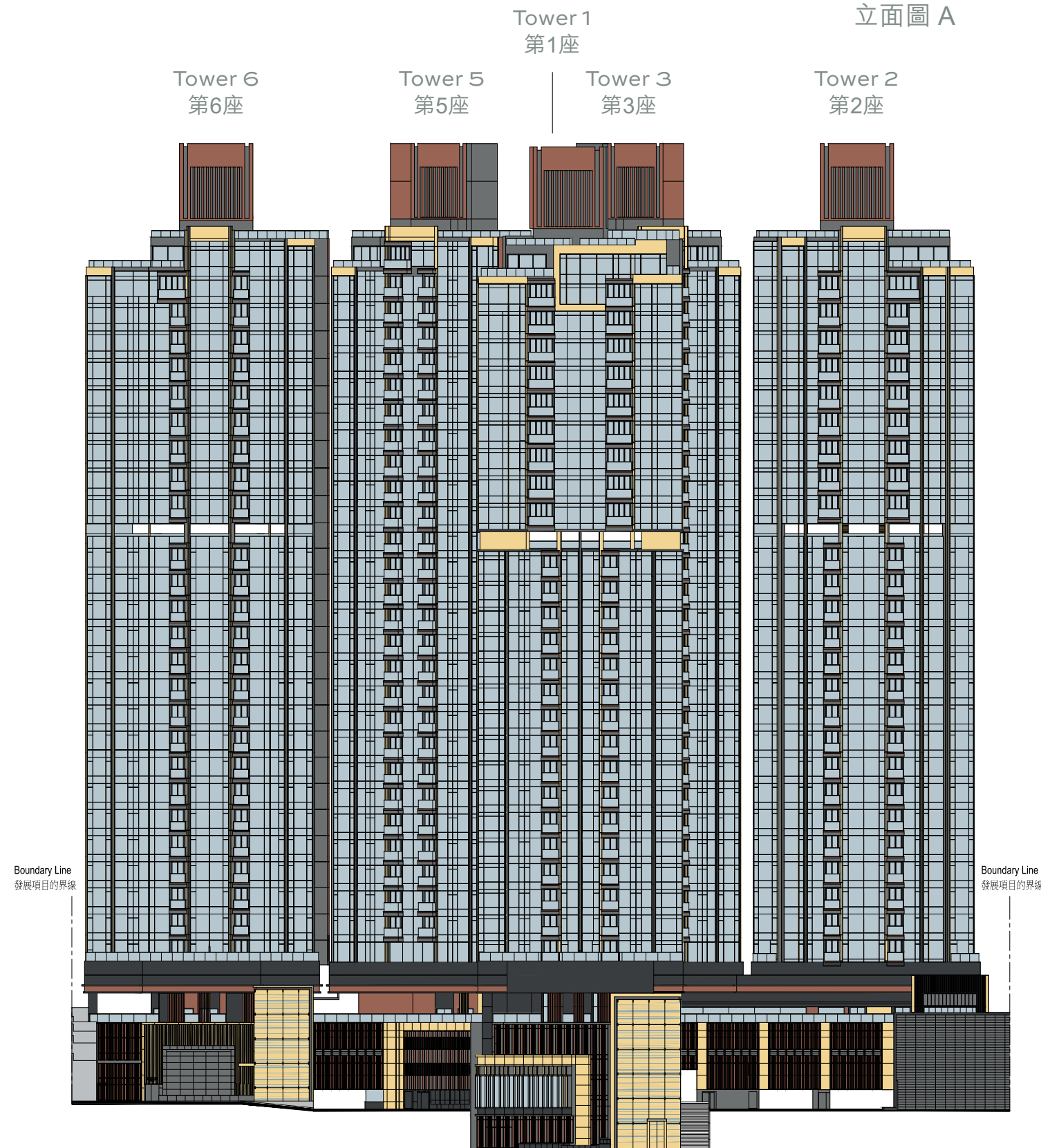
Cross-Section Plan F-F  
橫截面圖 F-F



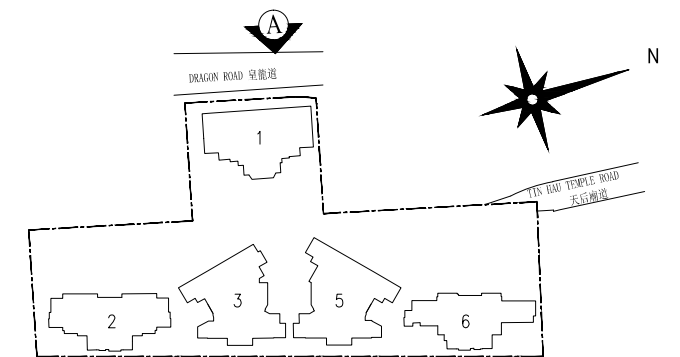
# Elevation plan

## 立面圖

Elevation Plan A  
立面圖 A



Key Plan 索引圖



The Authorized Person for the Development has certified that the elevations shown on this plan :

- are prepared on the basis of the approved building plans for the Development as of 17 December 2014, 20 October 2015 and 3 December 2015;
- are in general accordance with the outward appearance of the Development.

發展項目的認可人士已證明本圖所顯示的立面：

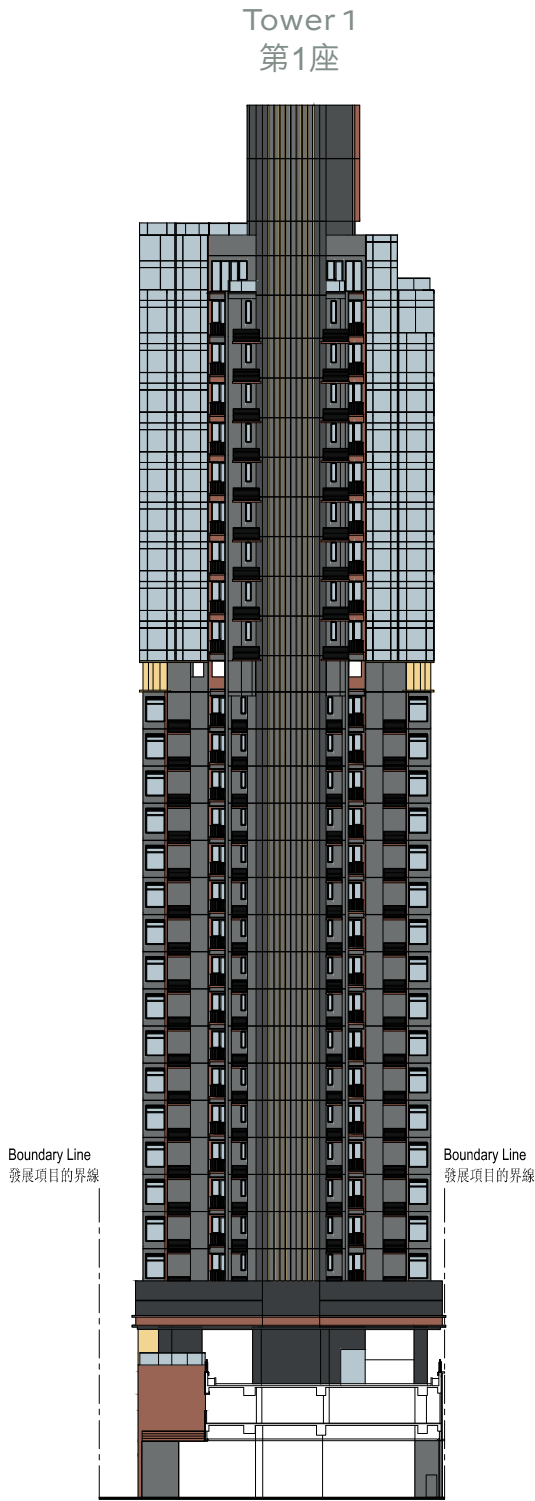
- 以2014年12月17日，2015年10月20日及2015年12月3日此發展項目經批准的建築圖則為基礎擬備；
- 大致上與該發展項目的外觀一致。



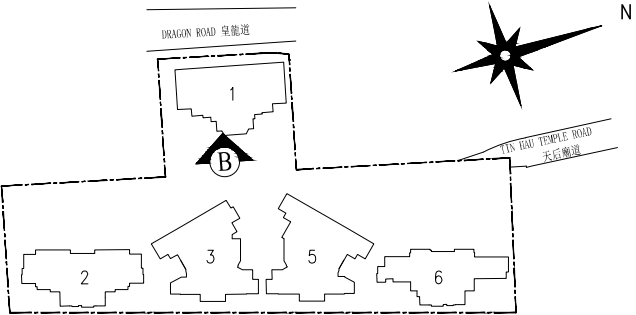
Elevation plan

立面圖

Elevation Plan B  
立面圖 B



Key Plan 索引圖



The Authorized Person for the Development has certified that the elevations shown on this plan :

- are prepared on the basis of the approved building plans for the Development as of 17 December 2014, 20 October 2015 and 3 December 2015;
- are in general accordance with the outward appearance of the Development.


發展項目的認可人士已證明本圖所顯示的立面：

- 以2014年12月17日，2015年10月20日及2015年12月3日此發展項目經批准的建築圖則為基礎擬備；
- 大致上與該發展項目的外觀一致。

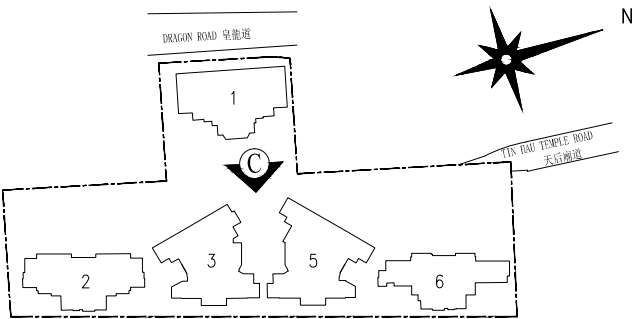
# Elevation plan

## 立面圖

Elevation Plan C  
立面圖 C



Key Plan 索引圖



The Authorized Person for the Development has certified that the elevations shown on this plan :  
1. are prepared on the basis of the approved building plans for the Development as of 17 December 2014, 20 October 2015 and 3 December 2015;  
2. are in general accordance with the outward appearance of the Development.

發展項目的認可人士已證明本圖所顯示的立面：  
1. 以2014年12月17日，2015年10月20日及2015年12月3日此發展項目經批准的建築圖則為基礎擬備；  
2. 大致上與該發展項目的外觀一致。

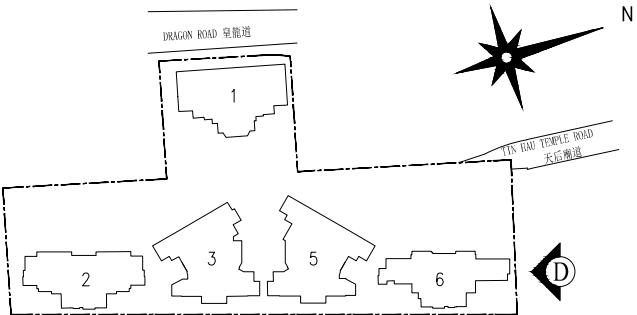
# Elevation plan

## 立面圖

Elevation Plan D  
立面圖 D



Key Plan 索引圖



The Authorized Person for the Development has certified that the elevations shown on this plan :  
1. are prepared on the basis of the approved building plans for the Development as of 17 December 2014, 20 October 2015 and 3 December 2015;  
2. are in general accordance with the outward appearance of the Development.

發展項目的認可人士已證明本圖所顯示的立面：  
1. 以2014年12月17日，2015年10月20日及2015年12月3日此發展項目經批准的建築圖則為基礎擬備；  
2. 大致上與該發展項目的外觀一致。



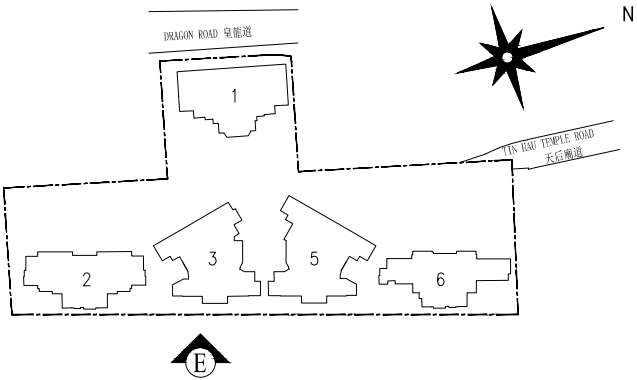
# Elevation plan

## 立面圖

Elevation Plan E  
立面圖 E



Key Plan 索引圖



The Authorized Person for the Development has certified that the elevations shown on this plan :  
1. are prepared on the basis of the approved building plans for the Development as of 17 December 2014, 20 October 2015 and 3 December 2015;  
2. are in general accordance with the outward appearance of the Development.

發展項目的認可人士已證明本圖所顯示的立面：  
1. 以2014年12月17日，2015年10月20日及2015年12月3日此發展項目經批准的建築圖則為基礎擬備；  
2. 大致上與該發展項目的外觀一致。

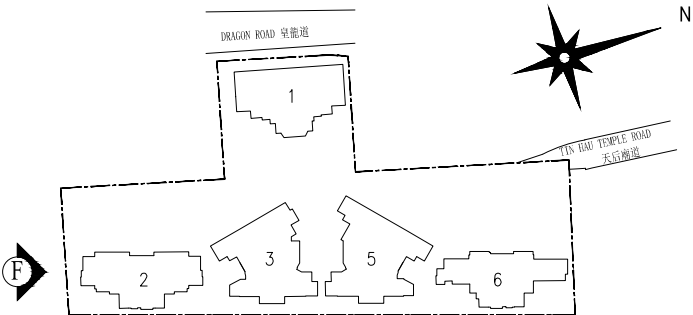
# Elevation plan

## 立面圖

Elevation Plan F  
立面圖 F



Key Plan 索引圖



The Authorized Person for the Development has certified that the elevations shown on this plan :  
1. are prepared on the basis of the approved building plans for the Development as of 17 December 2014, 20 October 2015 and 3 December 2015;  
2. are in general accordance with the outward appearance of the Development.

發展項目的認可人士已證明本圖所顯示的立面：  
1. 以2014年12月17日，2015年10月20日及2015年12月3日此發展項目經批准的建築圖則為基礎擬備；  
2. 大致上與該發展項目的外觀一致。

Information on common facilities in the development

發展項目中的公用設施的資料

Common Facilities 公用設施		Area 面積		Total Area 總面積	
		sq. m. 平方米	sq. ft. 平方呎	sq. m. 平方米	sq. ft. 平方呎
Residents' Clubhouse (including any recreational facilities for residents' use) 住客會所 (包括供住客使用的任何康樂設施)	Covered 有上蓋	1,831.989	19,720	1,831.989	19,720
	Uncovered 沒有上蓋	-	-		
Communal garden or play area for residents' use on the roof, or on any floor between the roof and the lowest residential floor, of a building in the Development (whether known as a communal sky garden or otherwise) 位於發展項目中的建築物的天台或在天台和最低一層住宅樓層之間的任何一層的、供住客使用的公用花園或遊樂地方 (不論是稱為公用空中花園或有其他名稱)	Covered 有上蓋	-	-	-	-
	Uncovered 沒有上蓋	-	-		
Communal garden or play area for residents' use below the lowest residential floor of a building in the Development (whether known as a covered and landscaped play area or otherwise) 位於發展項目中的建築物的最低一層住宅樓層以下的、供住客使用的公用花園或遊樂地方 (不論是稱為有蓋及園景的遊樂場或有其他名稱)	Covered 有上蓋	552.453	5,947	1,473.212	15,858
	Uncovered 沒有上蓋	920.759	9,911		

Notes:  
Area in square metres as specified above are based on the latest approved building plans.  
Areas in square feet are converted at a rate of 1 square metre to 10.764 square feet and rounded off to the nearest integer.

備註：  
上述所列以平方米顯示之面積乃依據最近的經批准的建築圖則。  
以平方呎顯示的面積以1平方米=10.764平方呎換算，並四捨五入至整數。

Inspection of plans and deed of mutual covenant

閱覽圖則及公契

1. The address of the website at which a copy of the outline zoning plan relating to the Development is available: [www.ozp.tpb.gov.hk](http://www.ozp.tpb.gov.hk)

2. (a) A copy of every deed of mutual covenant in respect of the specified residential properties that has been executed is available for inspection at the place at which the specified residential properties are offered to be sold.  
(b) The inspection is free of charge.
1. 備有關於本發展項目的分區計劃大綱圖的文本供閱覽的互聯網網站的網址：[www.ozp.tpb.gov.hk](http://www.ozp.tpb.gov.hk)

2. (a) 指明住宅物業每一已簽立的公契的文本存放在指明住宅物業的售樓處，以供閱覽。  
(b) 無須為閱覽付費。



## Fittings, finishes and appliances

### 裝置、裝修物料及設備

1. Exterior Finishes	
Item	Description
(a) External wall	Finished with ceramic tiles, aluminium curtain wall, aluminium cladding, aluminium louvre and grille, natural stone cladding, metal balustrade, glass balustrade and paint.
(b) Window	Aluminium window frames fitted with single pane glass.
(c) Bay window	Reinforced concrete bay window with ceramic tiles external finish. Aluminium window frames fitted with single pane glass. Window sills finished with natural stone.
(d) Planter	Not provided.
(e) Verandah or balcony	Balcony is provided with fluorocarbon coated aluminium balustrade with single pane glass and artificial stone capping. Wall is finished with aluminium curtain wall and aluminium cladding. Floor is finished with natural stone. Ceiling is finished with aluminium panel. Balconies are covered. There is no verandah.
(f) Drying facilities for clothing	Not provided.

2. Interior Finishes	
Item	Description
(a) Lobby	<b>Entrance Lobby</b> Wall finished with plastic laminate, stainless steel and metal panel. Floor finished with natural stone. Gypsum board false ceiling finished with emulsion paint. <b>Typical Lift Lobby / Foyer (Private Lift Lobby)</b> Wall finished with plastic laminate, stainless steel and metal panel. Floor finished with natural stone. Gypsum board false ceiling finished with emulsion paint.
(b) Internal wall and ceiling	<b>Internal Wall</b> Living room, dining room and bedroom finished with emulsion paint. <b>Ceiling</b> Living room, dining room and bedroom, partly provided with gypsum board false ceiling, is finished with emulsion paint.
(c) Internal floor	Living room, dining room and bedroom finished with engineering timber flooring and painted timber skirting. Floor border along the folding doors leading to balconies partially finished with natural stone, the remaining part finished with engineering timber flooring.

1. 外部裝修物料	
細項	描述
(a) 外牆	鋪砌瓷磚、鋁玻璃幕牆、鋁板、鋁百葉及格柵、天然石材、金屬欄杆、玻璃欄杆及油漆。
(b) 窗	採用鋁窗框鑲單片玻璃。
(c) 窗台	鋼筋混凝土窗台外牆鋪砌瓷磚。鋁窗框鑲單片玻璃。窗台面鋪砌天然石材。
(d) 花槽	沒有提供。
(e) 陽台或露台	露台裝設氟化碳噴鋁質欄杆鑲單片玻璃及人造石材扶手。牆身鋪鋁玻璃幕牆及鋁板。地台鋪以天然石。天花板鋪鋁板。 露台有蓋。 沒有陽台。
(f) 乾衣設施	沒有提供。

2. 室內裝修物料	
細項	描述
(a) 大堂	<b>入口大堂</b> 牆身鋪膠板、不銹鋼及金屬板飾面。地台鋪砌天然石材。設有石膏板假天花髹上乳膠漆。 <b>標準層升降機大堂 / 前廳 (私人升降機大堂)</b> 牆身鋪膠板、不銹鋼及金屬板飾面。地台鋪砌天然石材。設有石膏板假天花髹上乳膠漆。
(b) 內牆及天花板	<b>內牆</b> 客廳、飯廳及睡房髹上乳膠漆。 <b>天花板</b> 客廳、飯廳及睡房，部分裝設石膏板假天花，均髹上乳膠漆。
(c) 內部地板	客廳、飯廳及睡房內部地板鋪砌複合木地板及髹油木腳線，沿通往露台的摺門之地台圍邊部分鋪砌天然石材，剩餘部分鋪砌複合木地板。

## Fittings, finishes and appliances

### 裝置、裝修物料及設備

2. Interior Finishes	
Item	Description
(d) Bathroom	Wall (except areas above false ceiling level and areas covered by the vanity cabinet and wall hung mirror cabinet) finished with natural stone and plastic laminate. Floor (except those areas under the bath tub and areas covered by the vanity cabinet) finished with natural stone. Painted gypsum board false ceilings are provided. Wall finishes run up to the false ceiling.
(e) Kitchen	Wall (except areas above false ceiling level and areas covered by the kitchen cabinets) finished with stainless steel and plastic laminate. Floor (except those areas covered by the kitchen cabinets) finished with natural stone. Painted gypsum board false ceilings are provided. Cooking bench top is fitted with artificial stone. Wall finishes run up to the false ceiling.

3. Interior Fittings	
Item	Description
(a) Doors	<p><b>Entrance door (Tower 1, Tower 2 and Tower 6)</b> Solid core timber door finished with timber veneer. Fitted with lockset, timber handle, concealed door closer, eye viewer and door stopper.</p> <p><b>Entrance door (Tower 3 and Tower 5)</b> Solid core fire rated timber door finished with timber veneer. Fitted with lockset, concealed door closer, door stopper, eye viewer and security door guard.</p> <p><b>Foyer (for foyer connected to fireman's lift lobby)</b> Solid core fire rated timber door finished with plastic laminate and fitted with locksets and door closer are provided in foyer of the following residential units:            - Unit A and Unit B, 3/F, 5/F to 12/F, 15/F to 21/F, 23/F and 25/F to 31/F, Tower 1            - Unit B, 32/F, Tower 1            - Unit A, 32/F &amp; 33/F, Tower 1 (Duplex Unit)            (Tower 1, Tower 2 and Tower 6: 4/F, 13/F, 14/F and 24/F are omitted)            (Tower 3 and Tower 5: 4/F, 13/F, 14/F, 24/F and 34/F are omitted)</p> <p><b>Foyer (for foyer connected to staircase)</b> Solid core fire rated timber door finished with plastic laminate and fitted with locksets, vision panel and door closer are provided in foyer of the following residential units:            - Unit A and Unit B, 3/F, 5/F to 12/F, 15/F to 21/F, 23/F and 25/F to 31/F, Tower 2            - Unit B, 32/F, Tower 2            - Unit A, 32/F &amp; 33/F, Tower 2 (Duplex Unit)            - Unit A and Unit B, 3/F, 5/F to 12/F, 15/F to 21/F, 23/F and 25/F to 31/F, Tower 6            - Unit B, 32/F, Tower 6            - Unit A, 32/F &amp; 33/F, Tower 6 (Duplex Unit)            (Tower 1, Tower 2 and Tower 6: 4/F, 13/F, 14/F and 24/F are omitted)            (Tower 3 and Tower 5: 4/F, 13/F, 14/F, 24/F and 34/F are omitted)</p>

2. 室內裝修物料	
細項	描述
(d) 浴室	牆身鋪砌天然石材及膠板(假天花以上、面盆櫃背及掛牆鏡櫃背除外)。地台鋪砌天然石材(浴缸底及面盆櫃底除外)。裝設髹乳膠漆石膏板假天花。牆身飾面鋪砌至假天花高度。
(e) 廚房	牆身鋪砌不銹鋼飾面板及膠板飾面(假天花以上及櫥櫃背牆身除外)。地台鋪砌天然石材(櫥櫃底除外)。裝設髹乳膠漆石膏板假天花。灶台面為人造石材枱面。牆身飾面鋪砌至假天花高度。

3. 室內裝置	
細項	描述
(a) 門	<p><b>單位大門 (第1座、第2座及第6座)</b> 選用木面實心木門，裝設門鎖、木門柄、暗藏氣鼓、防盜眼及門擋。</p> <p><b>單位大門 (第3座及第5座)</b> 選用木面實心防火木門，裝設門鎖、暗藏氣鼓、門擋、防盜眼及防盜扣。</p> <p><b>前廳 (接連消防員升降機大堂之前廳)</b> 選用膠板飾面實心防火木門並設有門鎖及氣鼓於以下住宅單位的前廳：            - 第1座：3樓、5樓至12樓、15樓至21樓、23樓及25樓至31樓A單位及B單位            - 第1座：32樓B單位            - 第1座：32樓和33樓A單位 (複式單位)            (第1座、第2座及第6座：不設4樓、13樓、14樓及24樓)            (第3座及第5座：不設4樓、13樓、14樓、24樓及34樓)</p> <p><b>前廳 (接連樓梯之前廳)</b> 選用膠板飾面實心防火木門並設有門鎖、觀看窗及氣鼓於以下住宅單位的前廳：            - 第2座：3樓、5樓至12樓、15樓至21樓、23樓及25樓至31樓A單位及B單位            - 第2座：32樓B單位            - 第2座：32樓和33樓A單位 (複式單位)            - 第6座：3樓、5樓至12樓、15樓至21樓、23樓及25樓至31樓A單位及B單位            - 第6座：32樓B單位            - 第6座：32樓和33樓A單位 (複式單位)            (第1座、第2座及第6座：不設4樓、13樓、14樓及24樓)            (第3座及第5座：不設4樓、13樓、14樓、24樓及34樓)</p>

## Fittings, finishes and appliances

### 裝置、裝修物料及設備

3. Interior Fittings	
Item	Description
(a) Doors	<b>Bedroom</b> Solid core timber door finished with timber veneer and fitted with lockset.
	<b>Kitchen</b> Solid core fire rated timber door finished with timber veneer and stainless steel, and fitted with glass panel and concealed door closer.
	<b>Kitchen (for kitchen connected to fireman's lift lobby)</b> Solid core fire rated timber door finished with plastic laminate and fitted with locksets and concealed door closer are provided in kitchen of the following residential units: - Unit A and Unit B, 23/F and 25/F to 31/F, Tower 1 - Unit B, 32/F, Tower 1 - Unit A, 32/F & 33/F, Tower 1 (Duplex Unit) (Tower 1, Tower 2 and Tower 6: 4/F, 13/F, 14/F and 24/F are omitted) (Tower 3 and Tower 5: 4/F, 13/F, 14/F, 24/F and 34/F are omitted)
	<b>Store</b> Solid core timber door finished with timber veneer and fitted with lockset.
	<b>Utility Room (inside Kitchen)</b> Solid core fire rated timber door finished with plastic laminate and fitted with door closer. Stainless steel handle is provided to door in Unit A, 23/F-33/F of Tower 1 and no door handle is provided to door in other residential units.
	<b>Utility Room (not inside Kitchen)</b> Solid core timber door finished with timber veneer and fitted with lockset.
	<b>Utility Room (for utility room connected to fireman's lift lobby)</b> Solid core fire rated timber door finished with plastic laminate and fitted with locksets and door closer are provided in utility room of the following residential units: - Unit A and Unit B, 3/F, 5/F to 12/F, 15/F to 21/F, 23/F and 25/F to 31/F, Tower 2 - Unit B, 32/F, Tower 2 - Unit A, 32/F & 33/F, Tower 2 (Duplex Unit) - Unit A and Unit B, 3/F, 5/F to 12/F, 15/F to 21/F, 23/F and 25/F to 31/F, Tower 6 - Unit B, 32/F, Tower 6 - Unit A, 32/F & 33/F, Tower 6 (Duplex Unit) (Tower 1, Tower 2 and Tower 6: 4/F, 13/F, 14/F and 24/F are omitted) (Tower 3 and Tower 5: 4/F, 13/F, 14/F, 24/F and 34/F are omitted)

3. 室內裝置	
細項	描述
(a) 門	<b>睡房</b> 選用木面實心木門，裝設門鎖。
	<b>廚房</b> 選用木面及不銹鋼面實心防火木門，裝設玻璃窗及暗氣鼓。
	<b>廚房 (接連消防員升降機大堂之廚房)</b> 選用膠板飾面實心防火木門並設有門鎖及暗氣鼓於以下住宅單位的廚房： - 第1座：23樓及25樓至31樓A單位及B單位 - 第1座：32樓B單位 - 第1座：32樓和33樓A單位 (複式單位) (第1座、第2座及第6座：不設4樓、13樓、14樓及24樓) (第3座及第5座：不設4樓、13樓、14樓、24樓及34樓)
	<b>儲物房</b> 選用木面實心木門，裝設門鎖。
	<b>工作室 (在廚房內)</b> 選用膠板飾面實心防火木門，裝設氣鼓。 第1座23樓至33樓A單位的工作室門設有不銹鋼門柄而其他住宅單位的工作室門並不設門柄。
	<b>工作室 (不在廚房內)</b> 選用木面實心木門，裝設門鎖。
	<b>工作室 (接連消防員升降機大堂之工作室)</b> 選用膠板飾面實心防火木門並設有門鎖及氣鼓於以下住宅單位的工作室： - 第2座：3樓、5樓至12樓、15樓至21樓、23樓及25樓至31樓A單位及B單位 - 第2座：32樓B單位 - 第2座：32樓和33樓A單位 (複式單位) - 第6座：3樓、5樓至12樓、15樓至21樓、23樓及25樓至31樓A單位及B單位 - 第6座：32樓B單位 - 第6座：32樓和33樓A單位 (複式單位) (第1座、第2座及第6座：不設4樓、13樓、14樓及24樓) (第3座及第5座：不設4樓、13樓、14樓、24樓及34樓)



Fittings, finishes and appliances

裝置、裝修物料及設備

3. Interior Fittings	
Item	Description
(a) Doors	<b>Master Bathroom</b> Solid core timber door finished with timber veneer and fitted with louvre and lockset are provided in master bathroom in the following residential units: - Unit A, 32/F & 33/F, Tower 1 (Duplex Unit) - Unit A, 32/F & 33/F, Tower 2 (Duplex Unit) - Unit A, 35/F, Tower 3 - Unit B, 5/F-12/F, 15/F-23/F, 25/F-33/F and 35/F, Tower 3 - Unit C, 6/F-12/F, 15/F-23/F and 25/F-33/F, Tower 3 - Unit B, 35/F, Tower 5 - Unit C, 6/F-12/F, 15/F-23/F and 25/F-33/F, Tower 5 - Unit A, 32/F & 33/F, Tower 6 (Duplex Unit) Other master bathrooms are provided with solid core timber sliding door finished with timber veneer and fitted with louvre and lockset. (Tower 1, Tower 2 and Tower 6: 4/F, 13/F, 14/F and 24/F are omitted) (Tower 3 and Tower 5: 4/F, 13/F 14/F, 24/F and 34/F are omitted)
	<b>Bathroom</b> Solid core timber sliding door finished with timber veneer and fitted with louvre and lockset for (i) the door between bathroom and store (for bathroom also accessible from store) and (ii) the door between bathroom and bedroom (for bathroom also accessible from bedroom); solid core timber door finished with timber veneer and fitted with louvre and lockset for door of all other bathrooms.
	<b>Lavatory 1 (inside Utility Room) / Lavatory 2 (inside Utility Room of Unit A, 32/F &amp; 33/F, Tower 1 (Duplex Unit)) / Lavatory 2 (inside Utility Room of Unit A, 32/F &amp; 33/F, Tower 2 (Duplex Unit))</b> Aluminium framed folding door fitted with single pane glass and lockset.
	<b>Lavatory 1 (Unit A, 32/F &amp; 33/F, Tower 1 (Duplex Unit)) / Lavatory 3 (Unit A, 32/F &amp; 33/F, Tower 2 (Duplex Unit)) / Lavatory 2 (Unit A, 32/F &amp; 33/F, Tower 6 (Duplex Unit))</b> Solid core timber door finished with timber veneer, fitted with louvre and lockset.
	<b>Lavatory 3 (Unit A, 32/F &amp; 33/F, Tower 1 (Duplex Unit))</b> Solid core timber sliding door finished with timber veneer, fitted with louvre and lockset.

3. 室內裝置	
細項	描述
(a) 門	<b>主人房浴室</b> 木面實心木門並設有百葉及門鎖裝設於以下住宅單位的主人房浴室： - 第1座：32樓和33樓A單位 (複式單位) - 第2座：32樓和33樓A單位 (複式單位) - 第3座：35樓A單位 - 第3座：5樓至12樓、15樓至23樓、25樓至33樓及35樓B單位 - 第3座：6樓至12樓、15樓至23樓及25樓至33樓C單位 - 第5座：35樓B單位 - 第5座：6樓至12樓、15樓至23樓及25樓至33樓C單位 - 第6座：32樓和33樓A單位 (複式單位) 其他主人房浴室選用木面實心木趟門並設有百葉及門鎖。 (第1座、第2座及第6座：不設4樓、13樓、14樓及24樓) (第3座及第5座：不設4樓、13樓、14樓、24樓及34樓)
	<b>浴室</b> (i) 浴室及儲物房之間的門(位於亦能通往儲物室之浴室)及 (ii)浴室及睡房之間的門(位於亦能通往睡房之浴室)選用木面實心木趟門並設有百葉及門鎖；其他浴室的門選用木面實心木門並設有百葉及門鎖。
	<b>洗手間1 (工作室內) / 洗手間2 (第1座32樓和33樓A單位工作室內 (複式單位)) / 洗手間2 (第2座32樓和33樓A單位工作室內 (複式單位))</b> 鋁框單片玻璃摺門，裝設門鎖。
	<b>洗手間1 (第1座32樓和33樓A單位內 (複式單位)) / 洗手間3 (第2座32樓和33樓A單位內 (複式單位)) / 洗手間2 (第6座32樓和33樓A單位內 (複式單位))</b> 木面實心木門，設有百葉及門鎖。
	<b>洗手間3 (第1座32樓和33樓A單位內 (複式單位))</b> 木面實心木趟門，設有百葉及門鎖。

Fittings, finishes and appliances

裝置、裝修物料及設備

3. Interior Fittings	
Item	Description
(a) Doors	<b>Balcony</b> Folding doors of flurocarbon coated aluminium frame fitted with single pane glass and lockset.
	<b>Utility Platform</b> Folding doors of flurocarbon coated aluminium frame fitted with single pane glass and lockset are provided at the utility platform of Unit B, 35/F, Tower 3 and Unit B, 35/F, Tower 5.  Aluminium framed glass door fitted with lockset are provided at the utility platform of all other residential units.
	<b>Flat Roof</b> Aluminium framed glass door fitted with lockset are provided at the flat roof in the following residential units : - Unit A and Unit B, 3/F, Tower 1 (at Bedroom 1) - Unit A, 32/F & 33/F, Tower 1 (Duplex Unit) (at Bedroom 2, Bedroom 3 and Bedroom 4) - Unit A and Unit B, 3/F, Tower 2 (at Master Bedroom) - Unit A, 32/F & 33/F, Tower 2 (Duplex Unit) (at Bedroom 3) - Unit A, 35/F, Tower 3 (at Living Room) - Unit A, 35/F, Tower 5 (at Living Room) - Unit A, 32/F & 33/F, Tower 6 (Duplex Unit) (at Bedroom 3)
	<b>Flat Roof</b> Aluminium framed glass sliding door fitted with lockset are provided at the flat roof in the following residential units : - Unit A, 32/F & 33/F, Tower 1 (Duplex Unit) (at Master Bedroom and Family Room) - Unit A, 32/F & 33/F, Tower 2 (Duplex Unit) (at Bedroom 4 and Family Room) - Unit A, 35/F, Tower 3 (at Bedroom 3 and Master Bedroom) - Unit B, 35/F, Tower 3 (at Living Room) - Unit A, 35/F, Tower 5 (at Master Bedroom) - Unit B, 35/F, Tower 5 (at Living Room) - Unit A, 32/F & 33/F, Tower 6 (Duplex Unit) (at Bedroom 4, Master Bedroom and Family Room)

3. 室內裝置	
細項	描述
(a) 門	<b>露台</b> 氟化碳噴鋁框玻璃摺門，裝設門鎖。
	<b>工作平台</b> 氟化碳噴鋁框玻璃摺門，裝設門鎖，設於第3座35樓B單位及第5座35樓B單位的工作平台。  鋁框玻璃門，裝設門鎖，設於其他所有住宅單位的工作平台。
	<b>平台</b> 鋁框玻璃門，裝設門鎖，設於以下住宅單位的平台： - 第1座：3樓A單位及B單位 (位於睡房1) - 第1座：32樓和33樓A單位 (複式單位) (位於睡房2，睡房3及睡房4) - 第2座：3樓A單位及B單位 (位於主人睡房) - 第2座：32樓和33樓A單位 (複式單位) (位於睡房3) - 第3座：35樓A單位 (位於客廳) - 第5座：35樓A單位 (位於客廳) - 第6座：32樓和33樓A單位 (複式單位) (位於睡房3)
	<b>平台</b> 鋁框玻璃趟門，裝設門鎖，設於以下住宅單位的平台： - 第1座：32樓和33樓A單位 (複式單位) (位於主人睡房及家庭廳) - 第2座：32樓和33樓A單位 (複式單位) (位於睡房4及家庭廳) - 第3座：35樓A單位 (位於睡房3及主人睡房) - 第3座：35樓B單位 (位於客廳) - 第5座：35樓A單位 (位於主人睡房) - 第5座：35樓B單位 (位於客廳) - 第6座：32樓和33樓A單位 (複式單位) (位於睡房4，主人睡房及家庭廳)

Fittings, finishes and appliances

裝置、裝修物料及設備

3. Interior Fittings	
Item	Description
(b) Bathroom	<p><b>Master Bathrooms in the following residential units</b></p> <ul style="list-style-type: none"><li>- Unit B, 5/F, Tower 3</li><li>- Unit B and Unit C, 6/F, Tower 3</li><li>- Unit B and Unit C, 7/F-12/F, 15/F-23/F and 25/F-27/F, Tower 3.</li><li>- Unit B and Unit C, 28/F-33/F, Tower 3</li><li>- Unit C, 6/F, Tower 5</li><li>- Unit C, 7/F-12/F, 15/F-23/F and 25/F-27/F, Tower 5</li><li>- Unit C, 28/F-33/F, Tower 5</li></ul> <p>(Tower 1, Tower 2 and Tower 6: 4/F, 13/F, 14/F and 24/F are omitted) (Tower 3 and Tower 5: 4/F, 13/F 14/F, 24/F and 34/F are omitted)</p> <p>Timber vanity counter with natural stone counter top. Sanitary wares and fittings include vitreous china water closet, vitreous china wash basin, chrome plated wash basin mixer, tempered glass shower cubicle and chrome plated shower set.</p> <p>Bath tub is not provided.</p> <p>Ventilation system is provided. Copper pipes are used for cold and hot water supply system. UPVC pipes are used for flushing water system.</p>
	<p><b>Master Bathrooms in residential units other than the above</b></p> <p>Timber vanity counter with natural stone counter top. Sanitary wares and fittings include vitreous china water closet, enamel finished pressed steel bath tub (1600mm(L) x 700mm(W) x 430mm(D))except that (i) Unit A, 32/F &amp; 33/F, Tower 1 (Duplex Unit) is provided with enamel finished pressed steel bathtub with whirlpool system (1700mm(L) x 750mm(W) x 470mm(D)); (ii) Unit A, 32/F &amp; 33/F, Tower 2 (Duplex Unit) is provided with enamel finished pressed steel bathtub with whirlpool system (1700mm(L) x 750mm(W) x 470mm(D)) and (iii) Unit A, 32/F &amp; 33/F, Tower 6 (Duplex Unit) is provided with enamel finished pressed steel bathtub with whirlpool system (1600mm(L) x 700mm(W) x 430mm(D)), powder coated brass bath mixer, enamel finished pressed steel washbasin, powder coated brass washbasin mixer, shower tray finished with natural stone, powder coated brass rain shower set. Ventilation system is provided. Copper pipes are used for cold and hot water supply system. UPVC pipes are used for flushing water system.</p>

3. 室內裝置	
細項	描述
(b) 浴室	<p>下述住宅單位之主人房浴室</p> <ul style="list-style-type: none"><li>- 第3座：5樓B單位</li><li>- 第3座：6樓B單位及C單位</li><li>- 第3座：7樓至12樓、15樓至23樓及25樓至27樓B單位及C單位</li><li>- 第3座：28樓至33樓B單位及C單位</li><li>- 第5座：6樓C單位</li><li>- 第5座：7樓至12樓、15樓至23樓及25樓至27樓C單位</li><li>- 第5座：28樓至33樓C單位</li></ul> <p>(第1座、第2座及第6座：不設4樓、13樓、14樓及24樓) (第3座及第5座：不設4樓、13樓、14樓、24樓及34樓)</p> <p>天然石檯面木儲物櫃。潔具及裝置包括陶瓷坐廁、陶瓷洗手盆、鍍鉻洗手盆水龍頭，強化玻璃淋浴間及鍍鉻花灑套裝。</p> <p>不設浴缸。</p> <p>設有抽氣系統。冷熱水供水系統採用銅喉管。</p> <p>沖廁供水系統採用膠喉管。</p>
	<p>除上述外其他住宅單位之主人房浴室</p> <p>天然石檯面木儲物櫃。潔具及裝置包括陶瓷坐廁、瓷釉鋼製浴缸(1600毫米(長)x700毫米(闊)x430毫米(深))除(i)第1座32樓和33樓A單位(複式單位)設有按摩系統的瓷釉鋼製浴缸(1700毫米(長)x750毫米(闊)x470毫米(深))；(ii)第2座32樓和33樓A單位(複式單位)設有按摩系統的瓷釉鋼製浴缸(1700毫米(長)x750毫米(闊)x470毫米(深))及(iii)第6座32樓和33樓A單位(複式單位)設有按摩系統的瓷釉鋼製浴缸(1600毫米(長)x700毫米(闊)x430毫米(深))、粉末塗層黃銅浴缸水龍頭、瓷釉壓製鋼洗手盆、粉末塗層黃銅洗手盆水龍頭、天然石材飾面淋浴盆、粉末塗層黃銅雨淋式花灑套裝。設有抽氣系統。冷熱水供水系統採用銅喉管。沖廁供水系統採用膠喉管。</p>



Fittings, finishes and appliances

裝置、裝修物料及設備

3. Interior Fittings	
Item	Description
(b) Bathroom	<p><b>Bathroom</b></p> <p>Timber vanity counter with natural stone counter top. Sanitary wares and fittings include vitreous china water closet, vitreous china wash basin, chrome plated wash basin mixer, tempered glass shower cubicle and chrome plated shower set.</p> <p>Ventilation system is provided. Copper pipes are used for cold and hot water supply system. UPVC pipes are used for flushing water supply system.</p> <p>Bath tub is provided in bathrooms in the following residential units that are fitted with enamel finished pressed steel bathtub:</p> <ul style="list-style-type: none"><li>- Bathroom 1, Bathroom 2 and Bathroom 3 of Unit A, 32/F &amp; 33/F, Tower 1 (Duplex Unit) (1400mm(L) x 700mm(W) x 410mm(D))</li><li>- Bathroom 1 of Unit A, 32/F &amp; 33/F, Tower 2 (Duplex Unit) (1600mm(L) x 700mm(W) x 430mm(D))</li><li>- Bathroom 1 of Unit A, 35/F, Tower 5 (1400mm(L) x 700mm(W) x 410mm(D))</li><li>- Bathroom 3 of Unit A, 32/F &amp; 33/F, Tower 6 (Duplex Unit) (1400mm(L) x 700mm(W) x 410mm(D))</li></ul> <p>No bath tub is provided in bathrooms in residential units other than the above.</p>

3. 室內裝置	
細項	描述
(b) 浴室	<p><b>浴室</b></p> <p>天然石檯面木儲物櫃。潔具及裝置包括陶瓷坐廁、陶瓷洗手盆、鍍鉻洗手盆水龍頭、強化玻璃淋浴間及鍍鉻花灑套裝。設有抽氣系統。冷熱水供水系統採用銅喉管。冲廁供水系統採用膠喉管。</p> <p>以下住宅單位浴室裝置瓷釉壓製鋼浴缸：</p> <ul style="list-style-type: none"><li>- 第1座：32樓和33樓A單位浴室1、浴室2及浴室3 (複式單位)(1400毫米(長)x700毫米(闊)x410毫米(深))</li><li>- 第2座：32樓和33樓A單位浴室1 (複式單位)(1600毫米(長)x700毫米(闊)x430毫米(深))</li><li>- 第5座：35樓A單位浴室1 (1400毫米(長)x700毫米(闊)x410毫米(深))</li><li>- 第6座：32樓和33樓A單位浴室3 (複式單位)(1400毫米(長)x700毫米(闊)x410毫米(深))</li></ul> <p>除上述外其他住宅單位之浴室不設浴缸。</p>

Fittings, finishes and appliances

裝置、裝修物料及設備

3. Interior Fittings	
Item	Description
(c) Kitchen	Stainless steel sink with chrome plated sink mixer. Copper pipes for cold and hot water supply system. Fitted with timber kitchen cabinet finished with plastic laminate, with plastic laminate door panel, artificial stone surface material countertop. For appliances provisions, please refer to the “Appliances Schedule”.
(d) Bedroom	No fittings.
(e) Telephone	Telephone connection points are provided. For location and number of connection points, please refer to the “Mechanical & Electrical Provisions Plan” and “Schedule of Mechanical & Electrical Provisions of Residential Properties”.
(f) Aerials	TV/FM outlets for local TV/FM radio programmes are provided. For location and number of connection points, please refer to the “Mechanical & Electrical Provisions Plan” and “Schedule of Mechanical & Electrical Provisions of Residential Properties”.
(g) Electrical Installations	<p>Single-phase electricity supply with miniature circuit breaker distribution boards equipped with residual-current device is provided to all residential units except that Unit A and Unit B of Tower 1, Tower 2 and Tower 6, and Unit A and Unit B of 35/F, Tower 3 and Tower 5 are provided with 3-phase electricity supply with miniature circuit breakers distribution board equipped with residual current operated circuit breakers with integral overcurrent protection device. Conduits are partly concealed and partly exposed.* For location and number of sockets and air conditioner points, please refer to the “Mechanical &amp; Electrical Provisions Plan” and “ Schedule of Mechanical &amp; Electrical Provisions of Residential Properties”.</p> <p>*Note : Other than those parts of the conduits concealed within concrete, the rest of them are exposed. Exposed conduits are mostly covered or hidden by false ceilings, bulkheads, cabinets, claddings, non-concrete walls, pipe ducts or other materials.</p>

3. 室內裝置	
細項	描述
(c) 廚房	不銹鋼洗滌盆配鍍鉻洗滌盆水龍頭。冷熱水供水系統採用銅喉管。木製廚櫃組合配膠板飾面、膠板飾面門板、人造石枱面。所供應之設備，請參閱「設備說明表」。
(d) 睡房	沒有裝置。
(e) 電話	裝設有電話插座。有關接駁點的位置及數量，請參考「機電裝置平面圖」及「住宅物業機電裝置數量說明表」。
(f) 天線	裝設有可接收本地電視節目及電台節目的電視/收音機天線插座。有關接駁點的位置及數量，請參考「機電裝置平面圖」及「住宅物業機電裝置數量說明表」。
(g) 電力裝置	<p>除第1座、第2座及第6座A單位及B單位及第3座及第5座35樓A單位及B單位提供三相電力配電箱並裝置有帶過電流保護的剩餘電流動作斷路器，其餘住宅單位均提供單相電力配電箱並裝置有微型漏電斷路器。導管是部分隱藏及部分外露。* 有關電插座及空調機接駁點的位置及數量，請參考[機電裝置平面圖]及[住宅物業機電裝置數量說明表]。</p> <p>*註釋：除部分隱藏於混凝土內之導管外，其他部分的導管均為外露。外露的導管大部分以假天花、假陣、櫃、飾面板、非混凝土牆、管道槽或其他物料覆蓋或掩藏。</p>

Fittings, finishes and appliances

裝置、裝修物料及設備

3. Interior Fittings	
Item	Description
(h) Gas supply	<p>Town gas supply pipes are connected to gas cooking hob and gas water heater.</p> <p>Town gas meter is provided in kitchen in the following residential units:</p> <ul style="list-style-type: none"><li>- Unit A, 32/F &amp; 33/F, Tower 2 (Duplex Unit)</li><li>- Unit A, 35/F, Tower 3</li><li>- Unit B, Unit C and Unit D, 5/F-12/F, 15/F-23/F, 25/F-33/F and 35/F, Tower 3</li><li>- Unit C and Unit D, 5/F-12/F, 15/F-23/F, 25/F-33/F and 35/F, Tower 5</li><li>- Unit A, 32/F &amp; 33/F, Tower 6 (Duplex Unit)</li></ul> <p>(Tower 1, Tower 2 and Tower 6 : 4/F, 13/F, 14/F and 24/F are omitted)</p> <p>(Tower 3 and Tower 5 : 4/F, 13/F, 14/F, 24/F and 34/F are omitted)</p> <p>Town gas meter in residential units other than the above is provided in Lavatory inside Utility Room.</p>
(i) Washing machine connection point	<p>Drain point and water point are provided for washing machine. For location of connection points, please refer to the “Mechanical &amp; Electrical Provisions Plan”.</p>
(j) Water supply	<p>Copper pipes are used for cold and hot water supply system. UPVC pipes are used for flushing water supply system. Water pipes are partly concealed and partly exposed.*</p> <p>*Note : Other than those parts of the water pipes concealed within concrete, the rest of them are exposed. Some of the exposed water pipes are covered or hidden by false ceilings, bulkheads, cabinets, claddings, non-concrete walls, pipe ducts or other materials.</p>

4. Miscellaneous	
Item	Description
(a) Lifts	<p><b>Residential Tower -</b></p> <p><b>Tower 1</b></p> <p>2 nos. of “Schindler” (model no.: Schindler 7000) lifts serve 2/F to 32/F and 1 no. of “Schindler” (model no.: Schindler 5500) lift serves LG/F to 32/F.</p> <p><b>Tower 2</b></p> <p>2 nos. of “Schindler” (model no.: Schindler 7000) lifts serve 2/F to 32/F and 1 no. of “Schindler” (model no.: Schindler 5500) lift serves G/F to 32/F.</p> <p><b>Tower 3</b></p> <p>2 nos. of “Schindler” (model no.: Schindler 7000) lifts serve 2/F to 35/F and 1 no. of “Schindler” (model no.: Schindler 7000) lift serves G/F to 35/F.</p> <p><b>Tower 5</b></p> <p>2 nos. of “Schindler” (model no.: Schindler 7000) lifts serve 2/F to 35/F and 1 no. of “Schindler” (model no.: Schindler 5500) lift serves G/F to 35/F.</p>

The vendor undertakes that if lifts or appliances of the specified brand name or model number are not installed in the Development, lifts or appliances of comparable quality will be installed.

3. 室內裝置	
細項	描述
(h) 氣體供應	<p>煤氣喉接駁煤氣煮食爐及煤氣熱水爐。</p> <p>以下住宅單位的煤氣錶位於廚房：</p> <ul style="list-style-type: none"><li>- 第2座：32樓和33樓A單位 (複式單位)</li><li>- 第3座：35樓A單位</li><li>- 第3座：5樓至12樓、15樓至23樓、25樓至33樓及35樓B單位、C單位及D單位</li><li>- 第5座：5樓至12樓、15樓至23樓、25樓至33樓及35樓C單位及D單位</li><li>- 第6座：32樓和33樓A單位 (複式單位)</li></ul> <p>(第1座、第2座及第6座：不設4樓、13樓、14樓及24樓)</p> <p>(第3座及第5座：不設4樓、13樓、14樓、24樓及34樓)</p> <p>除上述外其他住宅單位的煤氣錶位於洗手間 (工作室內)。</p>
(i) 洗衣機接駁點	<p>洗衣機配備來水及去水接駁點。有關接駁點的位置，請參考「機電裝置平面圖」。</p>
(j) 供水	<p>冷熱水供水系統採用銅喉管。沖廁供水系統採用膠喉管。水管是部分隱藏及部分外露。*</p> <p>*註釋：除部分隱藏於混凝土內之水管外，其他部分的水管均為外露。部分外露的水管以假天花、假陣、櫃、飾面板、非混凝土牆、管道槽或其他物料覆蓋或掩藏。</p>

4. 雜項	
細項	描述
(a) 升降機	<p><b>大廈</b></p> <p><b>第1座</b></p> <p>設有2部“迅達”升降機 (型號：Schindler 7000) 直達2樓至32樓及1部“迅達”升降機 (型號：Schindler 5500) 直達地下低層至32樓。</p> <p><b>第2座</b></p> <p>設有2部“迅達”升降機 (型號：Schindler 7000) 直達2樓至32樓及1部“迅達”升降機 (型號：Schindler 5500) 直達地下至32樓。</p> <p><b>第3座</b></p> <p>設有2部“迅達”升降機 (型號：Schindler 7000) 直達2樓至35樓及1部“迅達”升降機 (型號：Schindler 7000) 直達地下至35樓。</p> <p><b>第5座</b></p> <p>設有2部“迅達”升降機 (型號：Schindler 7000) 直達2樓至35樓及1部“迅達”升降機 (型號：Schindler 5500) 直達地下至35樓。</p>

賣方承諾如發展項目中沒有安裝指明的品牌名稱或產品型號的升降機或設備，便會安裝品質相若的升降機或設備。



Fittings, finishes and appliances

裝置、裝修物料及設備

4. Miscellaneous	
Item	Description
(a) Lifts	<p><b>Tower 6</b></p> <p>1 no. of “Schindler” (model no.: Schindler 7000) lift serves 2/F to 32/F, 1 no. of “Schindler” (model no.: Schindler 7000) lift serves 2/F to 33/F and 1 no. of “Schindler” (model no.: Schindler 7000) lift serves G/F to 32/F. (Tower 1, Tower 2 and Tower 6: 4/F, 13/F, 14/F and 24/F are omitted) (Tower 3 and Tower 5: 4/F, 13/F, 14/F, 24/F and 34/F are omitted)</p> <p><b>Podium -</b></p> <p>1 no. of “Schindler” (model no.: Schindler 5500) lift serves LG/F to 2/F and 2 nos. of “Schindler” (model no.: Schindler 5500) lifts serves G/F to 2/F.</p> <p><b>Clubhouse -</b></p> <p>1 no. of “Schindler” (model no.: Schindler 5500) lift serves 2/F to 3/F.</p>
(b) Letter box	Metal letter box is provided.
(c) Refuse collection	Refuse storage and material recovery room is provided in the common area of each residential floor of towers. Refuse storage and material recovery chamber is provided on G/F for collection and removal of refuse by cleaners.
(d) Water meter, electricity meter and gas meter	Separate water meters for individual residential unit is provided in the water meter cabinet on each residential floor of towers. Separate electricity meters for individual residential unit is provided in the electricity meter room on each residential floor of towers. Seperate town gas meter is provided in the kitchen or utility room of individual residential unit (as described under Item 3(h)).

5. Security facilities	
Item	Description
Security system and equipment	CCTV cameras are provided at main entrance lobby of each residential tower, carpark driveway, car park lift lobby and lift cars. Visitor panel with smart card reader for access control is provided at main entrance of residential tower connecting to video door phone in residential units of individual tower. Vehicular control system is provided at each car park entrance.

4. 雜項	
細項	描述
(a) 升降機	<p><b>第6座</b></p> <p>設有1部“迅達”升降機(型號：Schindler 7000)直達2樓至32樓、 1部“迅達”升降機(型號：Schindler 7000)直達2樓至33樓及 1部“迅達”升降機(型號：Schindler 7000)直達地下至32樓。 (第1座、第2座及第6座：不設4樓、13樓、14樓及24樓) (第3座及第5座：不設4樓、13樓、14樓、24樓及34樓)</p> <p><b>大廈基座</b></p> <p>設有1部“迅達”升降機(型號：Schindler 5500)直達地下低層至2樓及2部“迅達”升降機(型號：Schindler 5500)直達地下至2樓。</p> <p><b>會所</b></p> <p>設有1部“迅達”升降機(型號：Schindler 5500)直達2樓至3樓。</p>
(b) 信箱	設有金屬信箱。
(c) 垃圾收集	垃圾及物料回收房位於大廈每層住宅樓層之公用地方。 垃圾及物料回收處設於地下。垃圾由清潔工人收集及運走。
(d) 水錶、電錶及氣體錶	每戶住宅單位之獨立水錶安裝於大廈每層住宅樓層之水錶箱內。每戶住宅單位之獨立電錶安裝於大廈每層住宅樓層之電錶房內。每戶住宅單位之獨立煤氣錶(如細項3(h)內所述)裝於廚房或工作室內。

5. 保安設施	
細項	描述
保安系統及設備	每座大廈入口大堂、停車場車道、停車場升降機大堂及大廈升降機均裝設有閉路電視。訪客對講系統及智能卡出入系統裝設於住宅大廈地下入口並連接該大廈各住宅單位內之視像對講機。停車場車輛入口設汽車控制系統。

The vendor undertakes that if lifts or appliances of the specified brand name or model number are not installed in the Development, lifts or appliances of comparable quality will be installed.

賣方承諾如發展項目中沒有安裝指明的品牌名稱或產品型號的升降機或設備，便會安裝品質相若的升降機或設備。

Fittings, finishes and appliances

裝置、裝修物料及設備

Appliances Schedule 設備說明表

				Tower 1 第1座				Tower 2 第2座				Tower 3 第3座						Tower 5 第5座						Tower 6 第6座			
Location 位置	Appliance 設備	Brand Name 品牌名稱	Model No. 產品型號	3/F, 5/F - 12/F & 15/F - 21/F 3樓、 5樓至12樓及 15樓至21樓		23/F & 25/F - 31/F 23樓及 25樓至31樓		3/F, 5/F - 12/F & 15/F - 21/F 3樓、5樓至 12樓及15樓 至21樓		23/F & 25/F - 31/F 23樓及 25樓至31樓		5/F 5樓		6/F - 12/F, 15/F - 23/F & 25/F - 33/F 6樓至12樓、15樓至23樓 及25樓至33樓				5/F 5樓		6/F - 12/F, 15/F - 23/F & 25/F - 33/F 6樓至12樓、15樓至23樓及 25樓至33樓				3/F, 5/F - 12/F & 15/F - 21/F 3樓、 5樓至12樓及 15樓至21樓		23/F & 25/F - 31/F 23樓及 25樓至31樓	
				A	B	A	B	A	B	A	B	A	B	A	B	C	D	A	B	A	B	C	D	A	B	A	B
Living Room, Dining Room, Master Bedroom, All Bedrooms & Store 客廳、飯廳、 主人睡房、 所有睡房及 儲物房	Split-type Air- Conditioner (Indoor Unit) 分體空調機 (室內機)	Daikin 大金	FTXS25 EVMA	✓	✓	✓	✓	✓	✓	-	-	✓	-	✓	-	-	✓	✓	✓	✓	-	✓	-	✓	-	✓	
			FTXS35 EVMA	-	-	-	-	-	-	-	-	-	-	-	-	-	-	-	-	-	-	-	-	-	-	-	-
			FTXS50 FVMA	✓	✓	✓	✓	✓	✓	✓	✓	✓	✓	✓	✓	✓	✓	✓	✓	✓	✓	✓	✓	✓	✓	✓	✓
			FDXS25 CVMA	✓	✓	-	-	✓	✓	✓	✓	-	-	-	-	-	-	-	-	-	-	-	-	✓	✓	✓	✓
			CTXS25 EV2C	✓	✓	✓	✓	✓	✓	✓	✓	✓	✓	✓	✓	✓	-	✓	✓	✓	✓	-	✓	✓	✓	✓	✓
			CTXS35 EV2C	-	-	✓	✓	-	-	✓	✓	✓	✓	✓	✓	✓	✓	✓	✓	✓	✓	✓	✓	✓	✓	✓	✓
	CDXS25 FV2C	-	-	✓	✓	-	-	-	-	-	-	-	-	-	-	-	-	-	-	-	-	-	-	-	-		
	Split-type Air- Conditioner (Outdoor Unit) 分體空調機 (室外機)	Daikin 大金	RXS25 EBVMA	-	-	-	-	-	-	-	-	✓	-	✓	-	-	✓	✓	✓	✓	-	✓	-	-	-	-	
			RXS35 EBVMA	-	-	-	-	-	-	-	-	-	-	-	-	-	-	-	-	-	-	-	-	-	-	-	
			RXS50 FVMA	✓	✓	✓	✓	-	-	✓	✓	✓	✓	✓	✓	✓	✓	✓	✓	✓	✓	✓	✓	✓	-	✓	-
3MXS68 EVMA			✓	✓	✓	✓	✓	✓	✓	✓	-	-	-	-	-	-	-	-	-	-	-	-	✓	✓	✓	✓	
3MXS80 AA			✓	✓	✓	✓	✓	✓	✓	✓	✓	✓	✓	✓	✓	✓	✓	✓	✓	✓	✓	✓	✓	✓	✓	✓	
Kitchen 廚房	Gas Cooking Hob 煤氣煮食爐	Miele	CS 1018	✓	✓	✓	✓	✓	✓	✓	✓	✓	✓	✓	✓	✓	✓	✓	✓	✓	✓	✓	✓	✓	✓	✓	
	CS 1013-1		✓	✓	✓	✓	✓	✓	✓	✓	✓	✓	✓	✓	✓	✓	✓	✓	✓	✓	✓	✓	✓	✓	✓		
	Induction Cooking Hob 電磁煮食爐		CS 1212-1 i	✓	✓	✓	✓	✓	✓	✓	✓	-	-	-	-	-	-	-	-	-	-	-	✓	✓	✓	✓	
	Microwave Combination Oven 微波組合式焗爐		H 6200 BM	✓	✓	✓	✓	✓	✓	✓	✓	✓	✓	✓	✓	✓	✓	✓	✓	✓	✓	✓	✓	✓	✓		
	Electric Steam Oven 電蒸爐		DG 6200	✓	✓	✓	✓	✓	✓	✓	✓	-	-	-	-	-	-	-	-	-	-	-	✓	✓	✓	✓	
	Cookerhood 抽油煙機		DA 3490	✓	✓	✓	✓	✓	✓	✓	✓	✓	✓	✓	✓	✓	✓	✓	✓	✓	✓	✓	✓	✓	✓	✓	
	Refrigerator 雪櫃	Sub Zero	ICBIT-30CI	-	-	-	-	✓	✓	✓	✓	-	-	-	-	-	-	-	-	-	-	-	✓	✓	✓	✓	
			ICB700TCI	✓	✓	-	-	-	-	-	-	-	-	-	-	-	-	-	-	-	-	-	-	-	-	-	
			ICBIC-24R	-	-	✓	✓	-	-	-	-	-	-	-	-	-	-	-	-	-	-	-	-	-	-	-	
	Freezer 冷凍櫃	De Dietrich	DRP1328JE	-	-	-	-	-	-	-	-	✓	✓	✓	✓	✓	✓	✓	✓	✓	✓	✓	-	-	-	-	
		Sub Zero	ICBIC-18F	-	-	✓	✓	-	-	-	-	-	-	-	-	-	-	-	-	-	-	-	-	-	-	-	
	Wine Cooler 酒櫃	Sub Zero	ICBIW-18	-	-	✓	✓	✓	✓	✓	✓	-	-	-	-	-	-	-	-	-	-	-	✓	✓	✓	✓	
		De Dietrich	DWS1252IC	✓	✓	-	-	-	-	-	-	✓	✓	✓	✓	✓	-	✓	✓	✓	✓	-	-	-	-	-	
		Gorenje	XWCIU309BCX	-	-	-	-	-	-	-	-	-	-	-	-	-	✓	-	-	-	-	✓	-	-	-	-	
	2 in 1 Washer & Dryer 二合一洗衣乾衣機	De Dietrich	DLZ692JU	✓	✓	✓	✓	✓	✓	✓	✓	✓	✓	✓	✓	✓	✓	✓	✓	✓	✓	✓	✓	✓	✓	✓	
	Free-Stand Coffee Machine 座枱式咖啡機	Nespresso	Lattissima F421-SI	✓	✓	✓	✓	✓	✓	✓	✓	✓	✓	✓	✓	✓	✓	✓	✓	✓	✓	✓	✓	✓	✓	✓	
	Gas Water Heater 煤氣熱水爐	TGC	TNJWT221TFQL	-	-	-	-	-	-	-	-	-	✓	-	✓	✓	✓	-	-	-	✓	✓	-	-	-	-	
TNJWT161TFQL			-	-	✓	✓	-	-	-	-	-	-	-	-	-	-	-	-	-	-	-	-	-	-	-		
TNJWT221TFQL			✓	✓	✓	✓	✓	✓	✓	✓	✓	-	✓	-	-	-	✓	✓	✓	✓	-	-	✓	✓	✓	✓	
Master Bathroom 主人房浴室	Gas Water Heater 煤氣熱水爐	Panasonic	TNJWT161TFL	-	-	-	-	-	-	✓	✓	-	-	-	-	-	-	-	-	-	-	-	-	-	-		
	Thermo Ventilator 浴室換氣暖風機		FV-40BE2H	✓	✓	✓	✓	✓	✓	✓	✓	✓	✓	✓	✓	✓	-	✓	✓	✓	✓	-	✓	✓	✓	✓	

Note : 1. “✓” means such appliance(s) is / are provided and / or installed in the residential unit.  
2. 4/F, 13/F, 14/F, 24/F and 34/F are omitted.

備註 : 1. “✓” 表示此設備於該住宅單位內提供及/或安裝。  
2. 不設4樓、13樓、14樓、24樓及34樓。

The vendor undertakes that if lifts or appliances of the specified brand name or model number are not installed in the Development, lifts or appliances of comparable quality will be installed.

賣方承諾如發展項目中沒有安裝指明的品牌名稱或產品型號的升降機或設備，便會安裝品質相若的升降機或設備。

Fittings, finishes and appliances

裝置、裝修物料及設備

Appliances Schedule 設備說明表

				Tower 1 第1座		Tower 2 第2座		Tower 3 第3座		Tower 5 第5座		Tower 6 第6座			
Location 位置	Appliance 設備	Brand Name 品牌名稱	Model No. 產品型號	32/F & 33/F (Duplex Unit) 32樓和33樓 (複式單位)	32/F 32樓	32/F & 33/F (Duplex Unit) 32樓和33樓 (複式單位)	32/F 32樓	35/F 35樓		35/F 35樓		32/F & 33/F (Duplex Unit) 32樓和33樓 (複式單位)	32/F 32樓		
				A	B	A	B	A	B	A	B	A	B		
Living Room, Dining Room, Family Room, Master Bedroom, All Bedrooms & Store 客廳、飯廳、 家庭廳、 主人睡房、 所有睡房及 儲物房	Split-type Air-Conditioner (Indoor Unit) 分體空調機 (室內機)	Daikin 大金	FTXS25 EVMA	-	✓	-	-	✓	✓	✓	✓	-	✓		
			FTXS35 EVMA	-	-	-	-	✓	-	-	✓	-	-		
			FTXS50 FVMA	-	✓	-	✓	✓	✓	✓	✓	-	✓		
			FTXS60 FVMA	-	-	-	-	✓	✓	✓	✓	-	-		
			FDXS25 CVMA	-	-	-	✓	-	-	-	-	-	✓		
			CTXS25 EV2C	-	✓	-	✓	-	-	-	-	-	✓		
			CTXS35 EV2C	-	✓	-	✓	-	-	-	-	-	✓		
			CDXS25 FV2C	-	✓	-	-	-	-	-	-	-	-		
	VRV Air-Conditioning System (Indoor Unit) VRV中央空調系統 (室內機)		FXDP25QPVC	✓	-	✓	-	-	-	-	-	-	✓	-	
			FXDP36QPVC	✓	-	✓	-	-	-	-	-	-	✓	-	
			FXDP50QPVC	✓	-	✓	-	-	-	-	-	-	✓	-	
			FXDP56QPVC	✓	-	✓	-	-	-	-	-	-	✓	-	
			FXAQ40PVE	✓	-	-	-	-	-	-	-	-	✓	-	
			FXAQ50PVE	-	-	✓	-	-	-	-	-	-	-	-	
			FXSP28MMVC	✓	-	-	-	-	-	-	-	-	-	-	
			FXSP56MMVC	-	-	✓	-	-	-	-	-	-	-	-	
	Split-type Air-Conditioner (Outdoor Unit) 分體空調機 (室外機)		Daikin 大金	RXS35 EBVMA	-	-	-	-	✓	-	-	✓	-	-	
				RXS50 FVMA	-	✓	-	✓	✓	-	✓	✓	-	✓	
				RXS60 FVMA	-	-	-	-	✓	✓	✓	✓	-	-	
				3MXS68 EVMA	-	✓	-	✓	✓	✓	✓	✓	-	✓	
				3MXS80 AA	-	✓	-	✓	-	-	-	-	-	✓	
	VRV Air-Conditioning System(Outdoor Unit) VRV中央空調系統 (室外機)			RUXYQ32AB	-	-	✓	-	-	-	-	-	-	✓	-
				RUXYQ36AB	✓	-	-	-	-	-	-	-	-	-	-

Note :

1. “✓” means such appliance(s) is / are provided and / or installed in the residential unit.

2. 4/F, 13/F, 14/F, 24/F and 34/F are omitted.

備註 :

1. “✓” 表示此設備於該住宅單位內提供及/或安裝。

2. 不設4樓、13樓、14樓、24樓及34樓。

The vendor undertakes that if lifts or appliances of the specified brand name or model number are not installed in the Development, lifts or appliances of comparable quality will be installed.

賣方承諾如發展項目中沒有安裝指明的品牌名稱或產品型號的升降機或設備，便會安裝品質相若的升降機或設備。



Fittings, finishes and appliances

裝置、裝修物料及設備

Appliances Schedule 設備說明表

				Tower 1 第1座		Tower 2 第2座		Tower 3 第3座		Tower 5 第5座		Tower 6 第6座		
Location 位置	Appliance 設備	Brand Name 品牌名稱	Model No. 產品型號	32/F & 33/F (Duplex Unit) 32樓和33樓 (複式單位)	32/F 32樓	32/F & 33/F (Duplex Unit) 32樓和33樓 (複式單位)	32/F 32樓	35/F 35樓		35/F 35樓		32/F & 33/F (Duplex Unit) 32樓和33樓 (複式單位)	32/F 32樓	
				A	B	A	B	A	B	A	B	A	B	
Kitchen 廚房	Gas Cooking Hob 煤氣煮食爐	Miele	CS 1018	✓	✓	✓	✓	✓	✓	✓	✓	✓	✓	
			CS 1013-1	✓	✓	✓	✓	✓	✓	✓	✓	✓	✓	
			Induction Cooking Hob 電磁煮食爐	CS 1212-1 i	✓	✓	✓	✓	✓	✓	✓	✓	✓	✓
			Microwave Combination Oven 微波組合式焗爐	H 6200 BM	✓	✓	✓	✓	✓	✓	✓	✓	✓	✓
			Steam Oven with Microwave 蒸爐連微波爐	DGM 6800	✓	-	-	-	✓	✓	✓	✓	-	-
			Emperor Oven 焗爐	H6890 BP	✓	-	-	-	-	-	-	-	-	-
			Electric Steam Oven 電蒸爐	DG 6200	-	✓	✓	✓	-	-	-	-	✓	✓
			Cookerhood 抽油煙機	DA 3490	✓	✓	✓	✓	✓	✓	✓	✓	✓	✓
	Refrigerator 雪櫃	Sub Zero	ICBIT-30CI	-	-	✓	✓	-	✓	-	✓	-	✓	
			ICBIC-24R	✓	✓	-	-	✓	-	✓	-	-	-	
			ICB-700-TCI	-	-	-	-	-	-	-	-	✓	-	
			Freezer 冷凍櫃	ICBIC-18F	✓	✓	✓	-	✓	-	✓	-	-	-
				ICBID-30CI	✓	-	✓	-	-	-	-	-	✓	-
				ICBID-30RP	-	-	-	-	-	-	-	-	✓	-
	Wine Cooler 酒櫃		ICBIW-18	✓	✓	✓	✓	✓	✓	✓	✓	✓	✓	
	2 in 1 Washer & Dryer 二合一洗衣乾衣機	De Dietrich	DLZ692JU	✓	✓	✓	✓	✓	✓	✓	✓	✓	✓	
	Free-Stand Coffee Machine 座枱式咖啡機	Nespresso	Lattissima F421-SI	✓	✓	✓	✓	✓	✓	✓	✓	✓	✓	
	Gas Water Heater 煤氣熱水爐	TGC	TNJWT161TFQL	-	-	-	-	-	✓	-	✓	-	-	
			TNJWT221TFQL	-	-	✓	-	✓	-	-	-	✓	-	

Note : 1. “✓” means such appliance(s) is / are provided and / or installed in the residential unit.  
2. 4/F, 13/F, 14/F, 24/F and 34/F are omitted.

備註： 1. “✓” 表示此設備於該住宅單位內提供及/或安裝。  
2. 不設4樓、13樓、14樓、24樓及34樓。

The vendor undertakes that if lifts or appliances of the specified brand name or model number are not installed in the Development, lifts or appliances of comparable quality will be installed.

賣方承諾如發展項目中沒有安裝指明的品牌名稱或產品型號的升降機或設備，便會安裝品質相若的升降機或設備。

Fittings, finishes and appliances

裝置、裝修物料及設備

Appliances Schedule 設備說明表

				Tower 1 第1座		Tower 2 第2座		Tower 3 第3座		Tower 5 第5座		Tower 6 第6座	
Location 位置	Appliance 設備	Brand Name 品牌名稱	Model No. 產品型號	32/F & 33/F (Duplex Unit) 32樓和33樓 (複式單位)	32/F 32樓	32/F & 33/F (Duplex Unit) 32樓和33樓 (複式單位)	32/F 32樓	35/F 35樓		35/F 35樓		32/F & 33/F (Duplex Unit) 32樓和33樓 (複式單位)	32/F 32樓
				A	B	A	B	A	B	A	B	A	B
Lavatory 洗手間	Gas Water Heater 煤氣熱水爐	TGC	TNJWT161TFQL	-	✓	-	-	-	✓	-	✓	-	-
			TNJWT221TFQL	✓	✓	-	✓	-	-	✓	-	-	✓
Master Bathroom 主人房浴室	Gas Water Heater 煤氣熱水爐		TNJWT161TFL	-	-	-	✓	-	-	-	-	-	-
			TNJWT161TFQL	-	-	-	-	✓	-	✓	-	-	-
			TNJWT221TFQL	✓	-	✓	-	-	-	-	-	✓	-
			Thermo Ventilator 浴室換氣暖風機	Panasonic	FV-4OBE2H	✓	✓	✓	✓	✓	✓	✓	✓
Bathroom 1 浴室 1	Thermo Ventilator 浴室換氣暖風機	Panasonic	FV-4OBE2H	✓	-	✓	-	✓	✓	✓	✓	-	
Bathroom 2 浴室 2	Thermo Ventilator 浴室換氣暖風機	Panasonic	FV-4OBE2H	✓	-	✓	-	✓	-	✓	-	✓	-
Bathroom 3 浴室 3	Thermo Ventilator 浴室換氣暖風機	Panasonic	FV-4OBE2H	✓	-	✓	-	-	-	-	-	✓	-
Bathroom 4 浴室 4	Thermo Ventilator 浴室換氣暖風機	Panasonic	FV-4OBE2H	-	-	✓	-	-	-	-	-	✓	-

Note : 1. “✓” means such appliance(s) is / are provided and / or installed in the residential unit.  
2. 4/F, 13/F, 14/F, 24/F and 34/F are omitted.

備註： 1. “✓” 表示此設備於該住宅單位內提供及/或安裝。  
2. 不設4樓、13樓、14樓、24樓及34樓。

The vendor undertakes that if lifts or appliances of the specified brand name or model number are not installed in the Development, lifts or appliances of comparable quality will be installed.

賣方承諾如發展項目中沒有安裝指明的品牌名稱或產品型號的升降機或設備，便會安裝品質相若的升降機或設備。

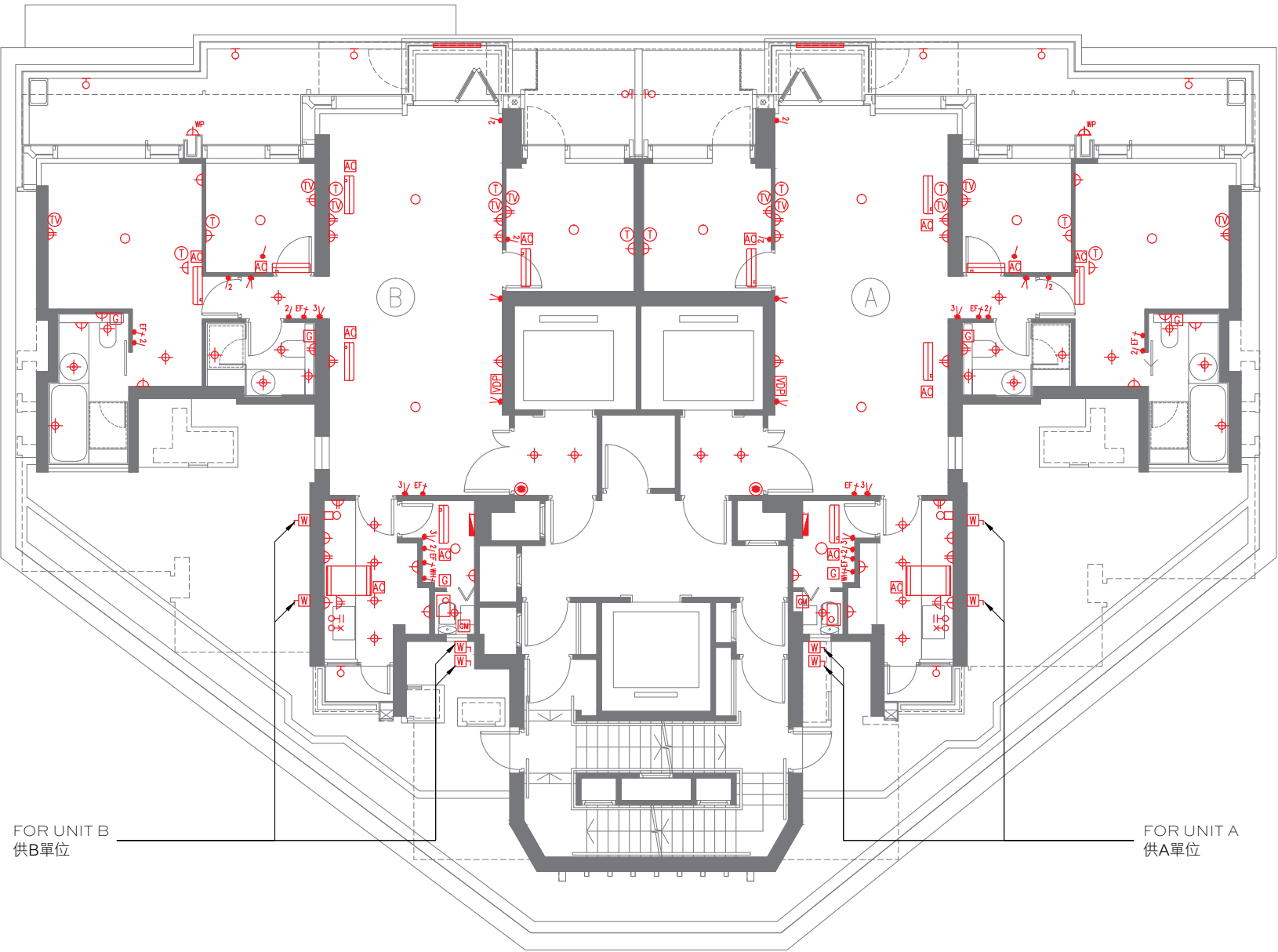
# Fittings, finishes and appliances

## 裝置、裝修物料及設備

TOWER 1  
第1座

3/F  
3樓

Mechanical & Electrical Provisions Plan 機電裝置平面圖



### Legend 圖例

- 1-gang 1-way Lighting Switch 單位燈掣
- 2-gang 1-way Lighting Switch 雙位燈掣
- 3-gang 1-way Lighting Switch 三位燈掣
- 1-gang 2-way Lighting Switch 單位二路燈掣
- 2-gang 2-way Lighting Switch 雙位二路燈掣
- 3-gang 2-way Lighting Switch 三位二路燈掣
- 1-gang 1-way Watertight Lighting Switch 單位防水燈掣
- Switch for Exhaust Fan 抽氣扇開關掣
- Switch for Town Gas Water Heater 煤氣熱水爐開關掣
- Switch for Indoor Air-Conditioner 室內空調機接線位
- Isolator for Outdoor Air-Conditioner 室外空調機開關掣
- Town Gas Water Heater Remote Controller 煤氣熱水爐溫度控制器
- 13A Single Socket Outlet 13A 單位電插座
- 13A Twin Socket Outlet 13A 雙位電插座
- 13A Single Watertight Socket Outlet 13A 單位防水電插座
- TV/FM Outlet 電視及電台接收插座
- Telephone Outlet 電話插座
- Door Bell Push Button 門鈴按鈕
- Door Bell 門鈴
- Video Door Phone 視像對講機
- M.C.B. Board 總電掣箱
- Lamp Holder 燈位
- Downlight 天花燈
- Strip Light 燈帶
- Wall Lamp 牆燈
- Town Gas Water Heater 煤氣熱水爐
- Town Gas Meter 煤氣錶
- Indoor Air-Conditioner 室內空調機
- Conceal Type Indoor Air-Conditioner 暗藏式室內空調機
- Washing Machine Connection Point (Water Outlet) 洗衣機接駁點(去水位)
- Washing Machine Connection Point (Water Inlet) 洗衣機接駁點(來水位)

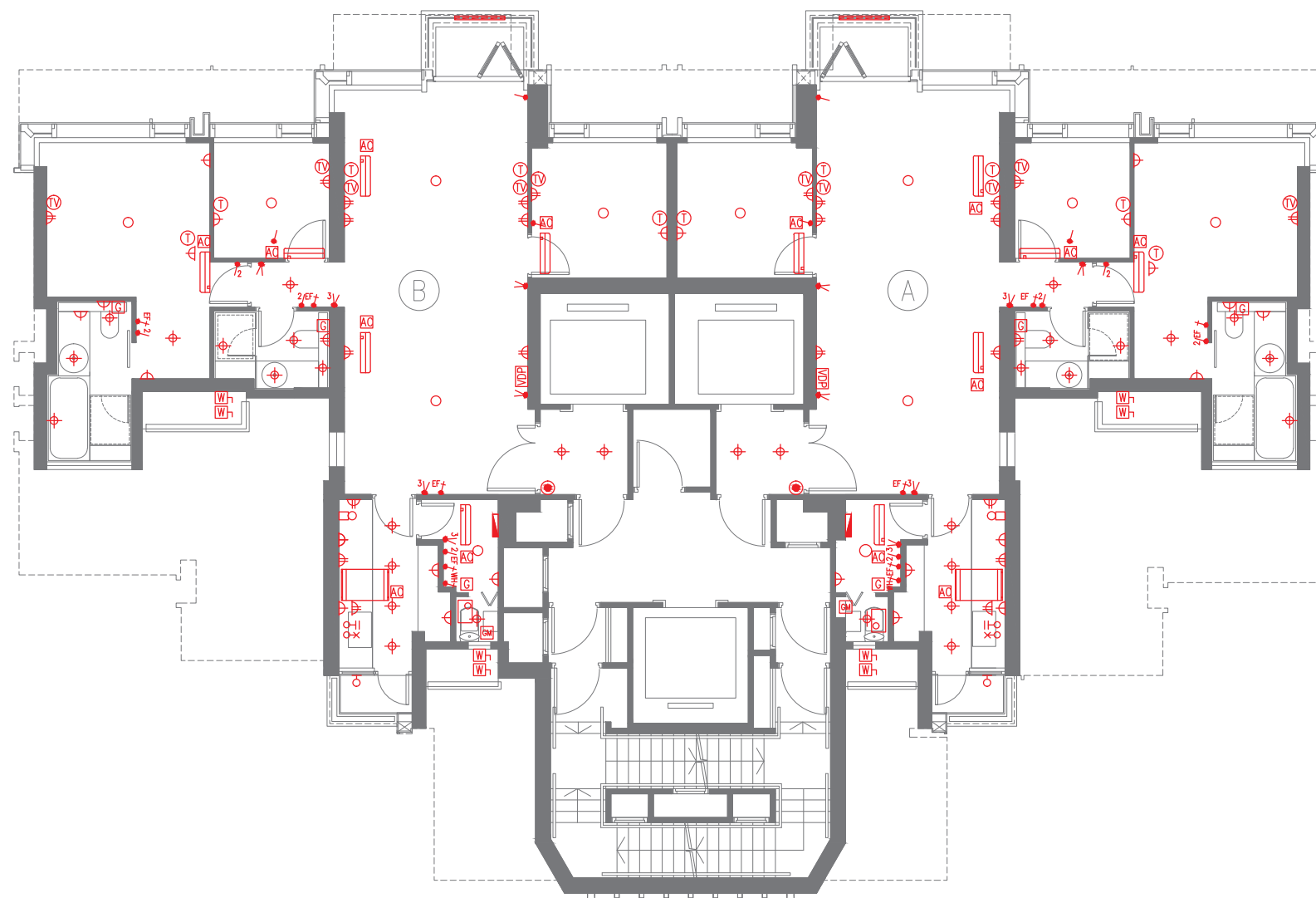
# Fittings, finishes and appliances

## 裝置、裝修物料及設備




TOWER 1  
第1座

5/F-12/F & 15/F-21/F (13/F & 14/F are omitted)  
5樓-12樓及15樓-21樓 (不設13樓及14樓)

Mechanical & Electrical Provisions Plan 機電裝置平面圖



### Legend 圖例

-  1-gang 1-way Lighting Switch 單位燈掣
-  2-gang 1-way Lighting Switch 雙位燈掣
-  3-gang 1-way Lighting Switch 三位燈掣
-  1-gang 2-way Lighting Switch 單位二路燈掣
-  2-gang 2-way Lighting Switch 雙位二路燈掣
-  3-gang 2-way Lighting Switch 三位二路燈掣
-  1-gang 1-way Watertight Lighting Switch 單位防水燈掣
-  Switch for Exhaust Fan 抽氣扇開關掣
-  Switch for Town Gas Water Heater 煤氣熱水爐開關掣
-  Switch for Indoor Air-Conditioner 室內空調機接線位
-  Isolator for Outdoor Air-Conditioner 室外空調機開關掣
-  Town Gas Water Heater Remote Controller 煤氣熱水爐溫度控制器
-  13A Single Socket Outlet 13A 單位電插座
-  13A Twin Socket Outlet 13A 雙位電插座
-  13A Single Watertight Socket Outlet 13A 單位防水電插座
-  TV/FM Outlet 電視及電台接收插座
-  Telephone Outlet 電話插座
-  Door Bell Push Button 門鈴按鈕
-  Door Bell 門鈴
-  Video Door Phone 視像對講機
-  M.C.B. Board 總電掣箱
-  Lamp Holder 燈位
-  Downlight 天花燈
-  Strip Light 燈帶
-  Wall Lamp 牆燈
-  Town Gas Water Heater 煤氣熱水爐
-  Town Gas Meter 煤氣錶
-  Indoor Air-Conditioner 室內空調機
-  Conceal Type Indoor Air-Conditioner 暗藏式室內空調機
-  Washing Machine Connection Point (Water Outlet) 洗衣機接駁點(去水位)
-  Washing Machine Connection Point (Water Inlet) 洗衣機接駁點(來水位)



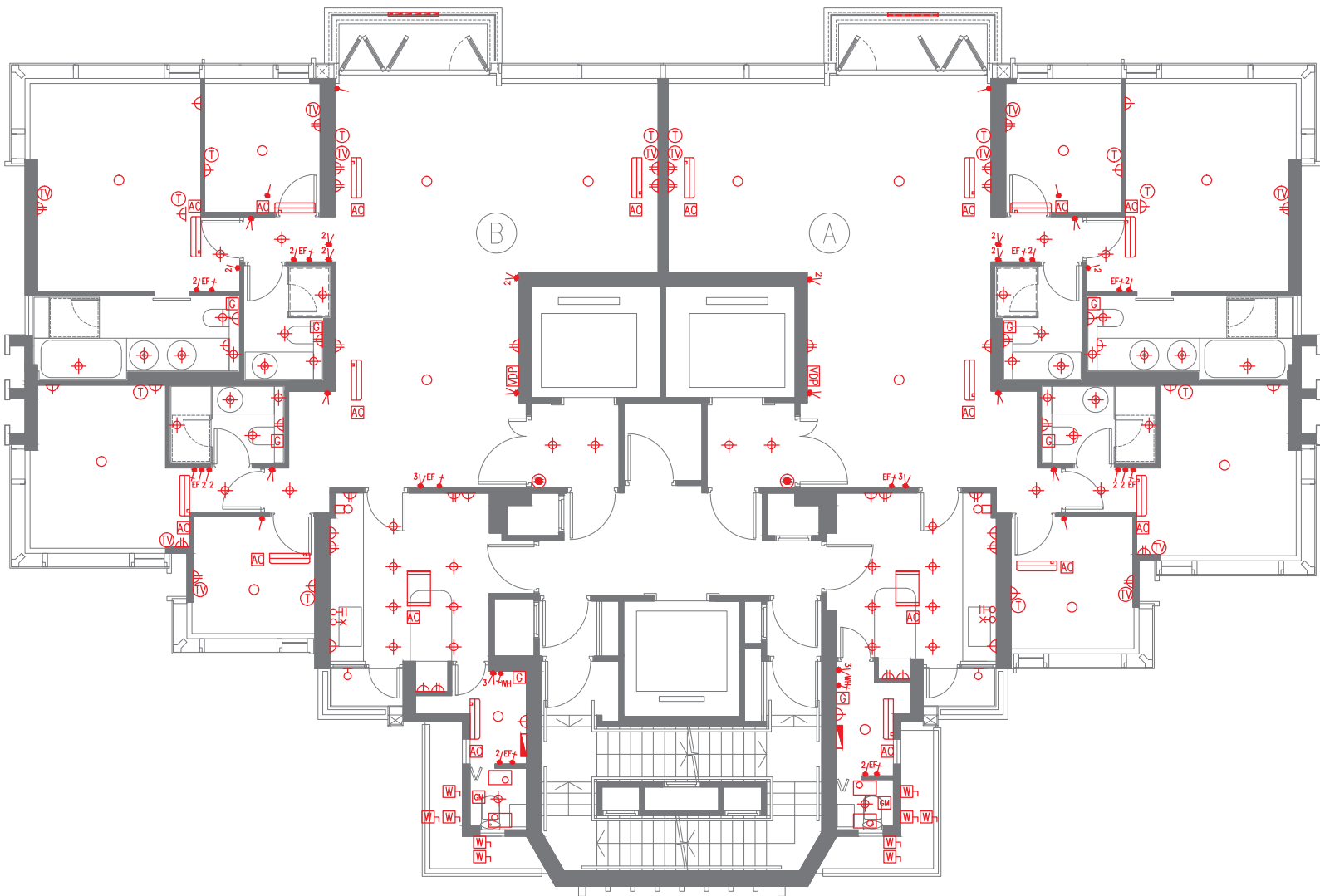
# Fittings, finishes and appliances

## 裝置、裝修物料及設備

TOWER 1  
第1座

23/F & 25/F-31/F (24/F is omitted)  
23樓及25樓-31樓 (不設24樓)

Mechanical & Electrical Provisions Plan 機電裝置平面圖



### Legend 圖例

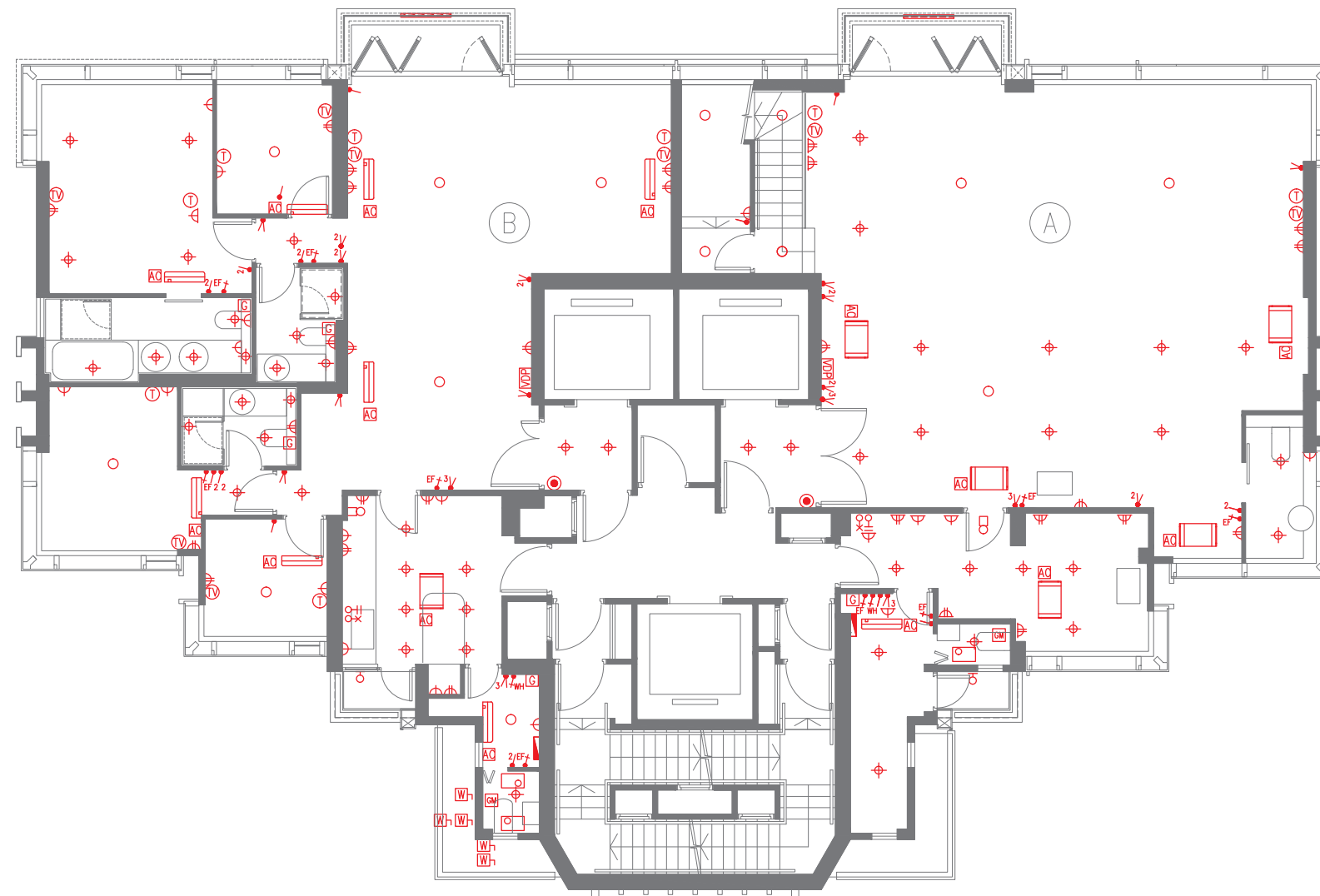
- 1-gang 1-way Lighting Switch 單位燈掣
- 2-gang 1-way Lighting Switch 雙位燈掣
- 3-gang 1-way Lighting Switch 三位燈掣
- 1-gang 2-way Lighting Switch 單位二路燈掣
- 2-gang 2-way Lighting Switch 雙位二路燈掣
- 3-gang 2-way Lighting Switch 三位二路燈掣
- 1-gang 1-way Watertight Lighting Switch 單位防水燈掣
- Switch for Exhaust Fan 抽氣扇開關掣
- Switch for Town Gas Water Heater 煤氣熱水爐開關掣
- Switch for Indoor Air-Conditioner 室內空調機接線位
- Isolator for Outdoor Air-Conditioner 室外空調機開關掣
- Town Gas Water Heater Remote Controller 煤氣熱水爐溫度控制器
- 13A Single Socket Outlet 13A 單位電插座
- 13A Twin Socket Outlet 13A 雙位電插座
- 13A Single Watertight Socket Outlet 13A 單位防水電插座
- TV/FM Outlet 電視及電台接收插座
- Telephone Outlet 電話插座
- Door Bell Push Button 門鈴按鈕
- Door Bell 門鈴
- Video Door Phone 視像對講機
- M.C.B. Board 總電掣箱
- Lamp Holder 燈位
- Downlight 天花燈
- Strip Light 燈帶
- Wall Lamp 牆燈
- Town Gas Water Heater 煤氣熱水爐
- Town Gas Meter 煤氣錶
- Indoor Air-Conditioner 室內空調機
- Conceal Type Indoor Air-Conditioner 暗藏式室內空調機
- Washing Machine Connection Point (Water Outlet) 洗衣機接駁點(去水位)
- Washing Machine Connection Point (Water Inlet) 洗衣機接駁點(來水位)

# Fittings, finishes and appliances

## 裝置、裝修物料及設備

TOWER 1 32/F  
第1座 32樓

Mechanical & Electrical Provisions Plan 機電裝置平面圖



### Legend 圖例

-  1-gang 1-way Lighting Switch 單位燈掣
-  2-gang 1-way Lighting Switch 雙位燈掣
-  3-gang 1-way Lighting Switch 三位燈掣
-  1-gang 2-way Lighting Switch 單位二路燈掣
-  2-gang 2-way Lighting Switch 雙位二路燈掣
-  3-gang 2-way Lighting Switch 三位二路燈掣
-  1-gang 1-way Watertight Lighting Switch 單位防水燈掣
-  Switch for Exhaust Fan 抽氣扇開關掣
-  Switch for Town Gas Water Heater 煤氣熱水爐開關掣
-  Switch for Indoor Air-Conditioner 室內空調機接線位
-  Isolator for Outdoor Air-Conditioner 室外空調機開關掣
-  Town Gas Water Heater Remote Controller 煤氣熱水爐溫度控制器
-  13A Single Socket Outlet 13A 單位電插座
-  13A Twin Socket Outlet 13A 雙位電插座
-  13A Single Watertight Socket Outlet 13A 單位防水電插座
-  TV/FM Outlet 電視及電台接收插座
-  Telephone Outlet 電話插座
-  Door Bell Push Button 門鈴按鈕
-  Door Bell 門鈴
-  Video Door Phone 視像對講機
-  M.C.B. Board 總電掣箱
-  Lamp Holder 燈位
-  Downlight 天花燈
-  Strip Light 燈帶
-  Wall Lamp 牆燈
-  Town Gas Water Heater 煤氣熱水爐
-  Town Gas Meter 煤氣錶
-  Indoor Air-Conditioner 室內空調機
-  Conceal Type Indoor Air-Conditioner 暗藏式室內空調機
-  Washing Machine Connection Point (Water Outlet) 洗衣機接駁點(去水位)
-  Washing Machine Connection Point (Water Inlet) 洗衣機接駁點(來水位)

# Fittings, finishes and appliances

## 裝置、裝修物料及設備

TOWER 1 33/F  
第1座 33樓

Mechanical & Electrical Provisions Plan 機電裝置平面圖



### Legend 圖例

- 1-gang 1-way Lighting Switch 單位燈掣
- 2-gang 1-way Lighting Switch 雙位燈掣
- 3-gang 1-way Lighting Switch 三位燈掣
- 1-gang 2-way Lighting Switch 單位二路燈掣
- 2-gang 2-way Lighting Switch 雙位二路燈掣
- 3-gang 2-way Lighting Switch 三位二路燈掣
- 1-gang 1-way Watertight Lighting Switch 單位防水燈掣
- Switch for Exhaust Fan 抽氣扇開關掣
- Switch for Town Gas Water Heater 煤氣熱水爐開關掣
- Switch for Indoor Air-Conditioner 室內空調機接線位
- Isolator for Outdoor Air-Conditioner 室外空調機開關掣
- Town Gas Water Heater Remote Controller 煤氣熱水爐溫度控制器
- 13A Single Socket Outlet 13A 單位電插座
- 13A Twin Socket Outlet 13A 雙位電插座
- 13A Single Watertight Socket Outlet 13A 單位防水電插座
- TV/FM Outlet 電視及電台接收插座
- Telephone Outlet 電話插座
- Door Bell Push Button 門鈴按鈕
- Door Bell 門鈴
- Video Door Phone 視像對講機
- M.C.B. Board 總電掣箱
- Lamp Holder 燈位
- Downlight 天花燈
- Strip Light 燈帶
- Wall Lamp 牆燈
- Town Gas Water Heater 煤氣熱水爐
- Town Gas Meter 煤氣錶
- Indoor Air-Conditioner 室內空調機
- Conceal Type Indoor Air-Conditioner 暗藏式室內空調機
- Washing Machine Connection Point (Water Outlet) 洗衣機接駁點(去水位)
- Washing Machine Connection Point (Water Inlet) 洗衣機接駁點(來水位)

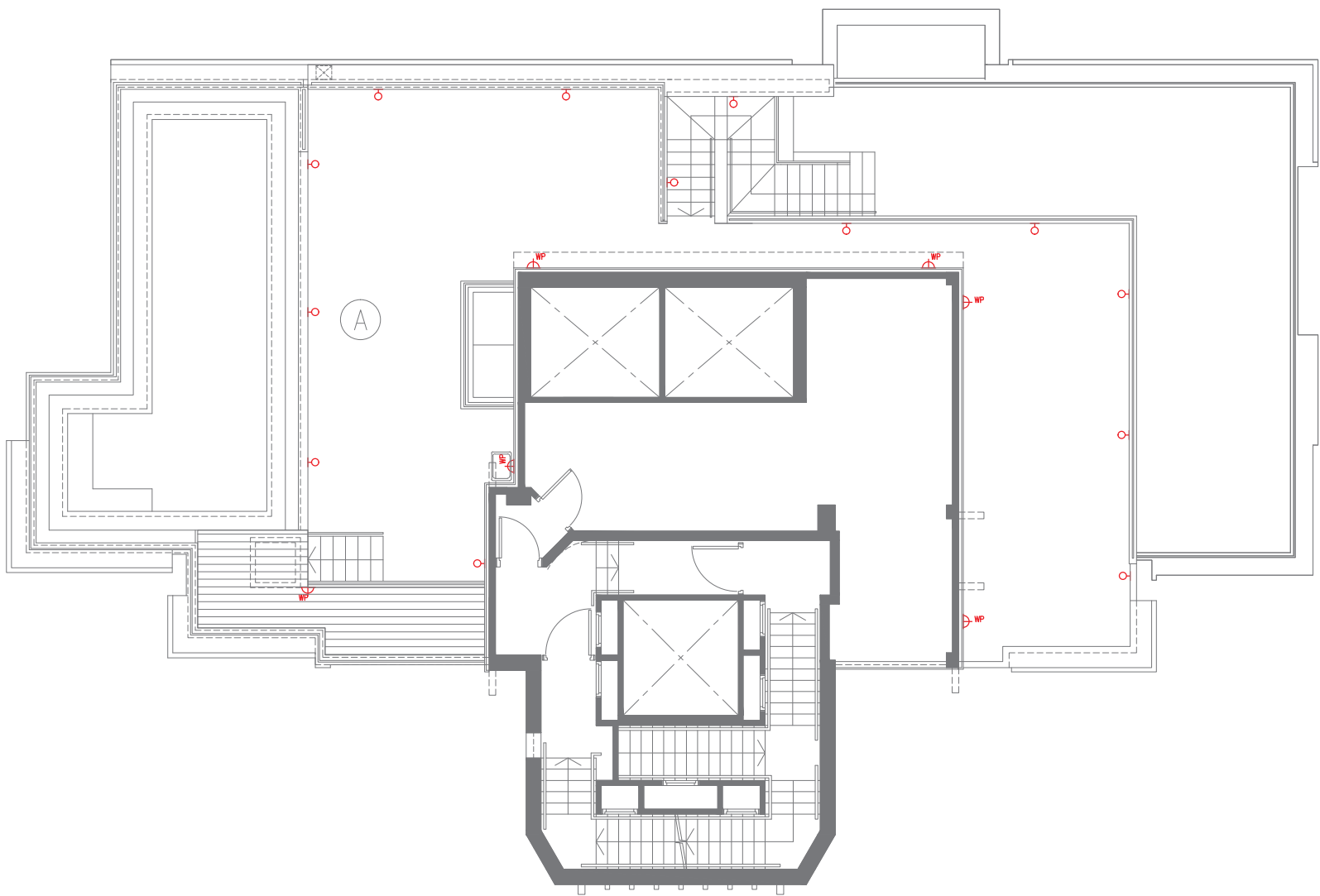
# Fittings, finishes and appliances

## 裝置、裝修物料及設備

TOWER 1  
第1座

Roof  
天台

Mechanical & Electrical Provisions Plan 機電裝置平面圖



### Legend 圖例

- 1-gang 1-way Lighting Switch 單位燈掣
- 2-gang 1-way Lighting Switch 雙位燈掣
- 3-gang 1-way Lighting Switch 三位燈掣
- 1-gang 2-way Lighting Switch 單位二路燈掣
- 2-gang 2-way Lighting Switch 雙位二路燈掣
- 3-gang 2-way Lighting Switch 三位二路燈掣
- WP 1-gang 1-way Watertight Lighting Switch 單位防水燈掣
- EF Switch for Exhaust Fan 抽氣扇開關掣
- WH Switch for Town Gas Water Heater 煤氣熱水爐開關掣
- AC Switch for Indoor Air-Conditioner 室內空調機接線位
- W Isolator for Outdoor Air-Conditioner 室外空調機開關掣
- G Town Gas Water Heater Remote Controller 煤氣熱水爐溫度控制器
- 13A Single Socket Outlet 13A 單位電插座
- 13A Twin Socket Outlet 13A 雙位電插座
- WP 13A Single Watertight Socket Outlet 13A 單位防水電插座
- TV/FM Outlet 電視及電台接收插座
- T Telephone Outlet 電話插座
- Door Bell Push Button 門鈴按鈕
- Door Bell 門鈴
- VDP Video Door Phone 視像對講機
- M.C.B. Board 總電掣箱
- Lamp Holder 燈位
- Downlight 天花燈
- Strip Light 燈帶
- Wall Lamp 牆燈
- Town Gas Water Heater 煤氣熱水爐
- GM Town Gas Meter 煤氣錶
- Indoor Air-Conditioner 室內空調機
- Conceal Type Indoor Air-Conditioner 暗藏式室內空調機
- Washing Machine Connection Point (Water Outlet) 洗衣機接駁點(去水位)
- Washing Machine Connection Point (Water Inlet) 洗衣機接駁點(來水位)



# Fittings, finishes and appliances

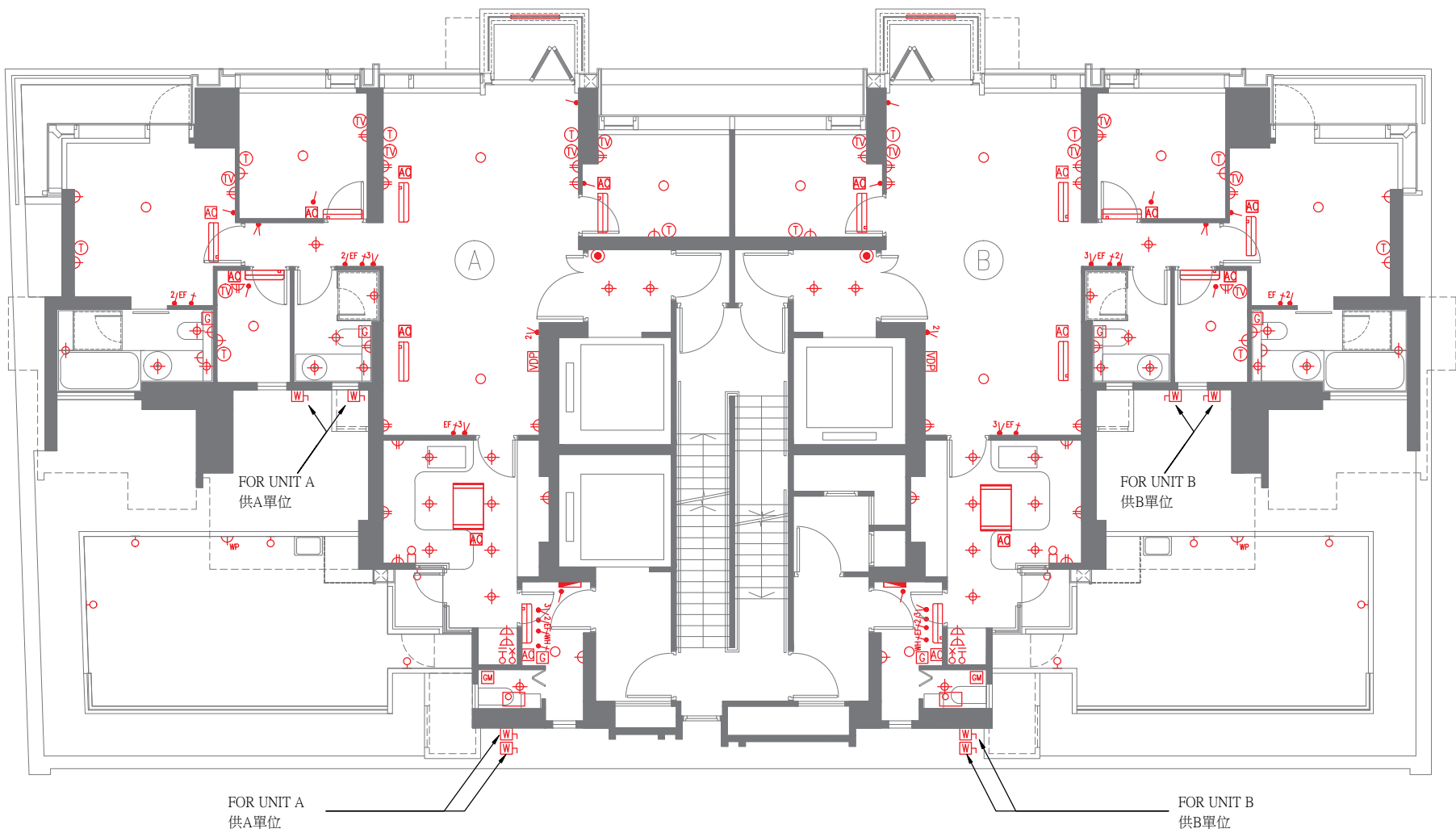
## 裝置、裝修物料及設備

TOWER 2 3/F  
第2座 3樓

Mechanical & Electrical Provisions Plan 機電裝置平面圖

### Legend 圖例

- 1-gang 1-way Lighting Switch 單位燈掣
- 2-gang 1-way Lighting Switch 雙位燈掣
- 3-gang 1-way Lighting Switch 三位燈掣
- 1-gang 2-way Lighting Switch 單位二路燈掣
- 2-gang 2-way Lighting Switch 雙位二路燈掣
- 3-gang 2-way Lighting Switch 三位二路燈掣
- 1-gang 1-way Watertight Lighting Switch 單位防水燈掣
- Switch for Exhaust Fan 抽氣扇開關掣
- Switch for Town Gas Water Heater 煤氣熱水爐開關掣
- Switch for Indoor Air-Conditioner 室內空調機接線位
- Isolator for Outdoor Air-Conditioner 室外空調機開關掣
- Town Gas Water Heater Remote Controller 煤氣熱水爐溫度控制器
- 13A Single Socket Outlet 13A 單位電插座
- 13A Twin Socket Outlet 13A 雙位電插座
- 13A Single Watertight Socket Outlet 13A 單位防水電插座
- TV/FM Outlet 電視及電台接收插座
- Telephone Outlet 電話插座
- Door Bell Push Button 門鈴按鈕
- Door Bell 門鈴
- Video Door Phone 視像對講機
- M.C.B. Board 總電掣箱
- Lamp Holder 燈位
- Downlight 天花燈
- Strip Light 燈帶
- Wall Lamp 牆燈
- Town Gas Water Heater 煤氣熱水爐
- Town Gas Meter 煤氣錶
- Indoor Air-Conditioner 室內空調機
- Conceal Type Indoor Air-Conditioner 暗藏式室內空調機
- Washing Machine Connection Point (Water Outlet) 洗衣機接駁點(去水位)
- Washing Machine Connection Point (Water Inlet) 洗衣機接駁點(來水位)

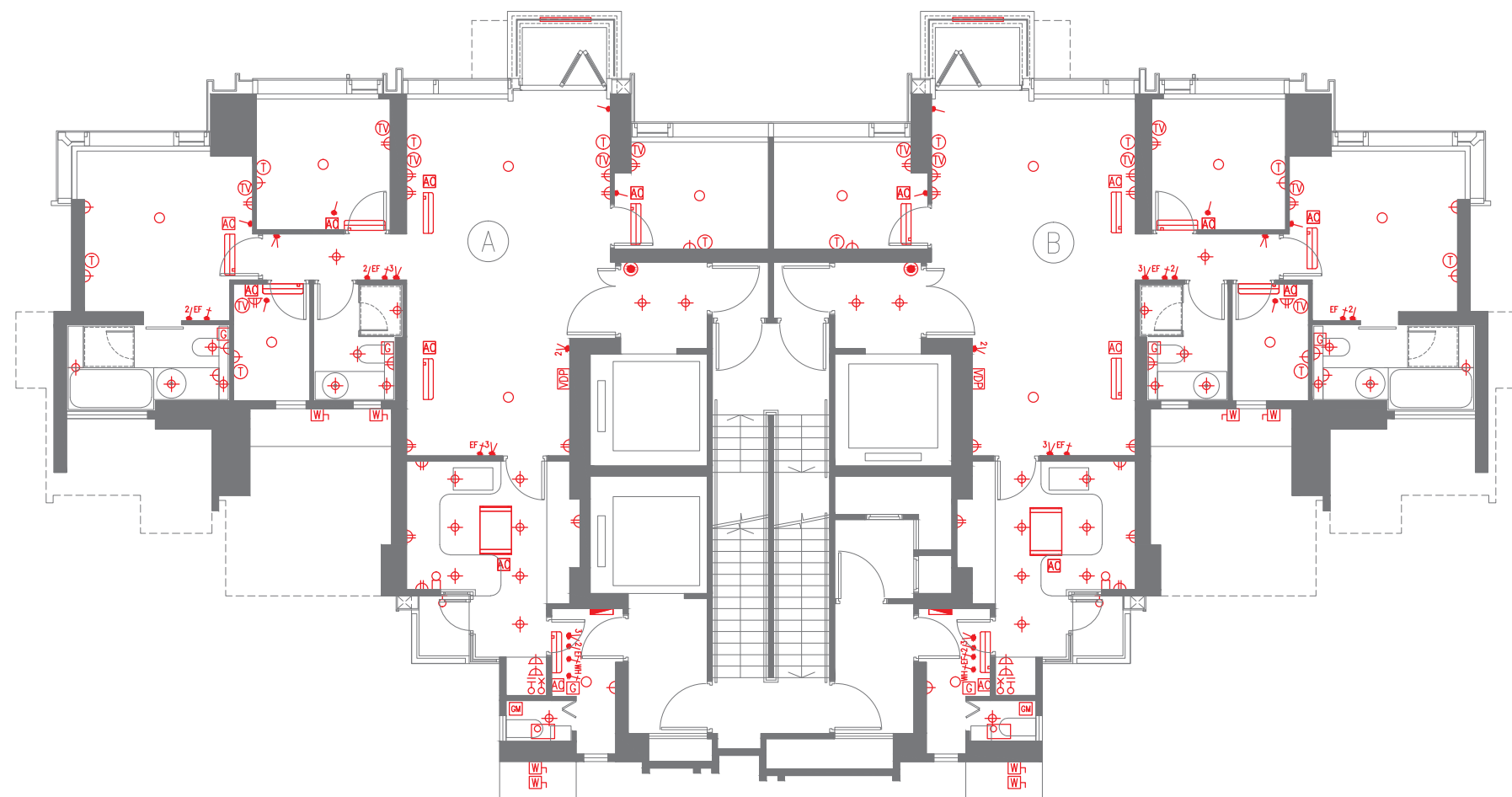


## Fittings, finishes and appliances

### 裝置、裝修物料及設備

TOWER 2 5/F-12/F & 15/F-21/F (13/F & 14/F are omitted)  
第2座 5樓-12樓及15樓-21樓 (不設13樓及14樓)

Mechanical & Electrical Provisions Plan 機電裝置平面圖



#### Legend 圖例

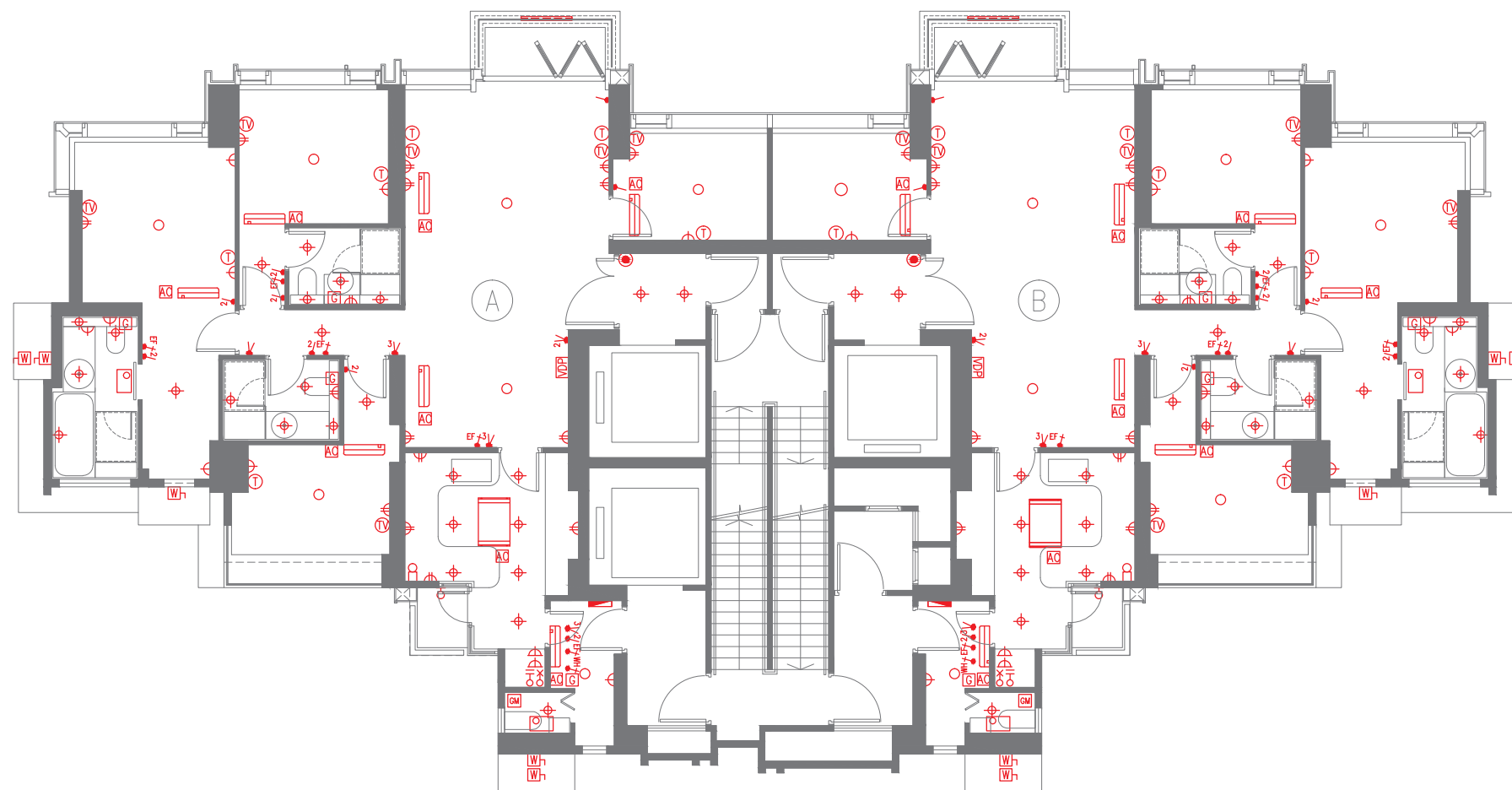
-  1-gang 1-way Lighting Switch 單位燈掣
-  2-gang 1-way Lighting Switch 雙位燈掣
-  3-gang 1-way Lighting Switch 三位燈掣
-  1-gang 2-way Lighting Switch 單位二路燈掣
-  2-gang 2-way Lighting Switch 雙位二路燈掣
-  3-gang 2-way Lighting Switch 三位二路燈掣
-  1-gang 1-way Watertight Lighting Switch 單位防水燈掣
-  Switch for Exhaust Fan 抽氣扇開關掣
-  Switch for Town Gas Water Heater 煤氣熱水爐開關掣
-  Switch for Indoor Air-Conditioner 室內空調機接線位
-  Isolator for Outdoor Air-Conditioner 室外空調機開關掣
-  Town Gas Water Heater Remote Controller 煤氣熱水爐溫度控制器
-  13A Single Socket Outlet 13A 單位電插座
-  13A Twin Socket Outlet 13A 雙位電插座
-  13A Single Watertight Socket Outlet 13A 單位防水電插座
-  TV/FM Outlet 電視及電台接收插座
-  Telephone Outlet 電話插座
-  Door Bell Push Button 門鈴按鈕
-  Door Bell 門鈴
-  Video Door Phone 視像對講機
-  M.C.B. Board 總電掣箱
-  Lamp Holder 燈位
-  Downlight 天花燈
-  Strip Light 燈帶
-  Wall Lamp 牆燈
-  Town Gas Water Heater 煤氣熱水爐
-  Town Gas Meter 煤氣錶
-  Indoor Air-Conditioner 室內空調機
-  Conceal Type Indoor Air-Conditioner 暗藏式室內空調機
-  Washing Machine Connection Point (Water Outlet) 洗衣機接駁點(去水位)
-  Washing Machine Connection Point (Water Inlet) 洗衣機接駁點(來水位)

## Fittings, finishes and appliances

### 裝置、裝修物料及設備

TOWER 2 23/F & 25/F-31/F (24/F is omitted)  
第2座 23樓及25樓-31樓 (不設24樓)

Mechanical & Electrical Provisions Plan 機電裝置平面圖



#### Legend 圖例

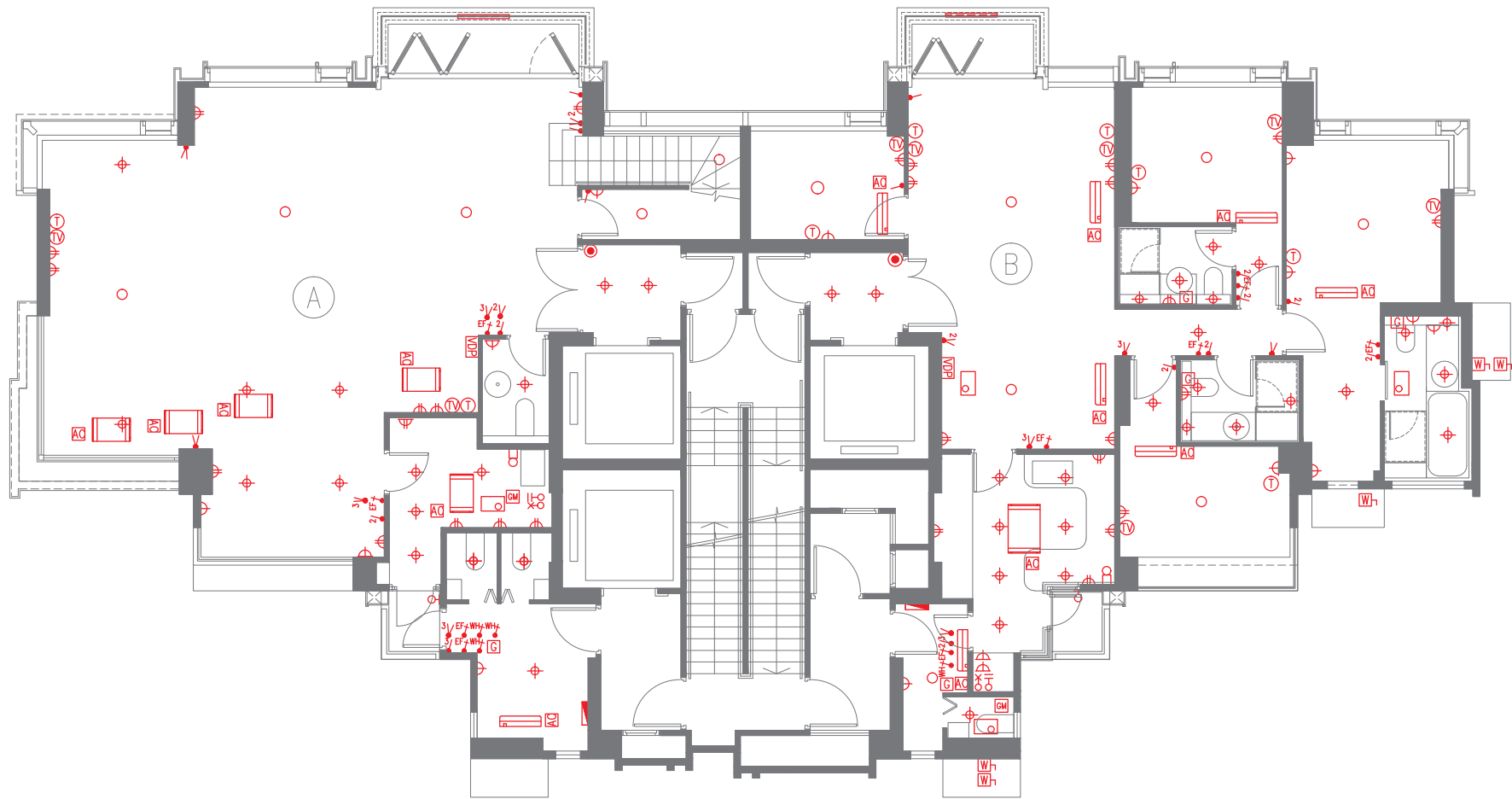
-  1-gang 1-way Lighting Switch 單位燈掣
-  2-gang 1-way Lighting Switch 雙位燈掣
-  3-gang 1-way Lighting Switch 三位燈掣
-  1-gang 2-way Lighting Switch 單位二路燈掣
-  2-gang 2-way Lighting Switch 雙位二路燈掣
-  3-gang 2-way Lighting Switch 三位二路燈掣
-  1-gang 1-way Watertight Lighting Switch 單位防水燈掣
-  Switch for Exhaust Fan 抽氣扇開關掣
-  Switch for Town Gas Water Heater 煤氣熱水爐開關掣
-  Switch for Indoor Air-Conditioner 室內空調機接線位
-  Isolator for Outdoor Air-Conditioner 室外空調機開關掣
-  Town Gas Water Heater Remote Controller 煤氣熱水爐溫度控制器
-  13A Single Socket Outlet 13A 單位電插座
-  13A Twin Socket Outlet 13A 雙位電插座
-  13A Single Watertight Socket Outlet 13A 單位防水電插座
-  TV/FM Outlet 電視及電台接收插座
-  Telephone Outlet 電話插座
-  Door Bell Push Button 門鈴按鈕
-  Door Bell 門鈴
-  Video Door Phone 視像對講機
-  M.C.B. Board 總電掣箱
-  Lamp Holder 燈位
-  Downlight 天花燈
-  Strip Light 燈帶
-  Wall Lamp 牆燈
-  Town Gas Water Heater 煤氣熱水爐
-  Town Gas Meter 煤氣錶
-  Indoor Air-Conditioner 室內空調機
-  Conceal Type Indoor Air-Conditioner 暗藏式室內空調機
-  Washing Machine Connection Point (Water Outlet) 洗衣機接駁點(去水位)
-  Washing Machine Connection Point (Water Inlet) 洗衣機接駁點(來水位)

# Fittings, finishes and appliances

## 裝置、裝修物料及設備

TOWER 2 32/F  
第2座 32樓

Mechanical & Electrical Provisions Plan 機電裝置平面圖



### Legend 圖例

- 1-gang 1-way Lighting Switch 單位燈掣
- 2-gang 1-way Lighting Switch 雙位燈掣
- 3-gang 1-way Lighting Switch 三位燈掣
- 1-gang 2-way Lighting Switch 單位二路燈掣
- 2-gang 2-way Lighting Switch 雙位二路燈掣
- 3-gang 2-way Lighting Switch 三位二路燈掣
- 1-gang 1-way Watertight Lighting Switch 單位防水燈掣
- Switch for Exhaust Fan 抽氣扇開關掣
- Switch for Town Gas Water Heater 煤氣熱水爐開關掣
- Switch for Indoor Air-Conditioner 室內空調機接線位
- Isolator for Outdoor Air-Conditioner 室外空調機開關掣
- Town Gas Water Heater Remote Controller 煤氣熱水爐溫度控制器
- 13A Single Socket Outlet 13A 單位電插座
- 13A Twin Socket Outlet 13A 雙位電插座
- 13A Single Watertight Socket Outlet 13A 單位防水電插座
- TV/FM Outlet 電視及電台接收插座
- Telephone Outlet 電話插座
- Door Bell Push Button 門鈴按鈕
- Door Bell 門鈴
- Video Door Phone 視像對講機
- M.C.B. Board 總電掣箱
- Lamp Holder 燈位
- Downlight 天花燈
- Strip Light 燈帶
- Wall Lamp 牆燈
- Town Gas Water Heater 煤氣熱水爐
- Town Gas Meter 煤氣錶
- Indoor Air-Conditioner 室內空調機
- Conceal Type Indoor Air-Conditioner 暗藏式室內空調機
- Washing Machine Connection Point (Water Outlet) 洗衣機接駁點(去水位)
- Washing Machine Connection Point (Water Inlet) 洗衣機接駁點(來水位)

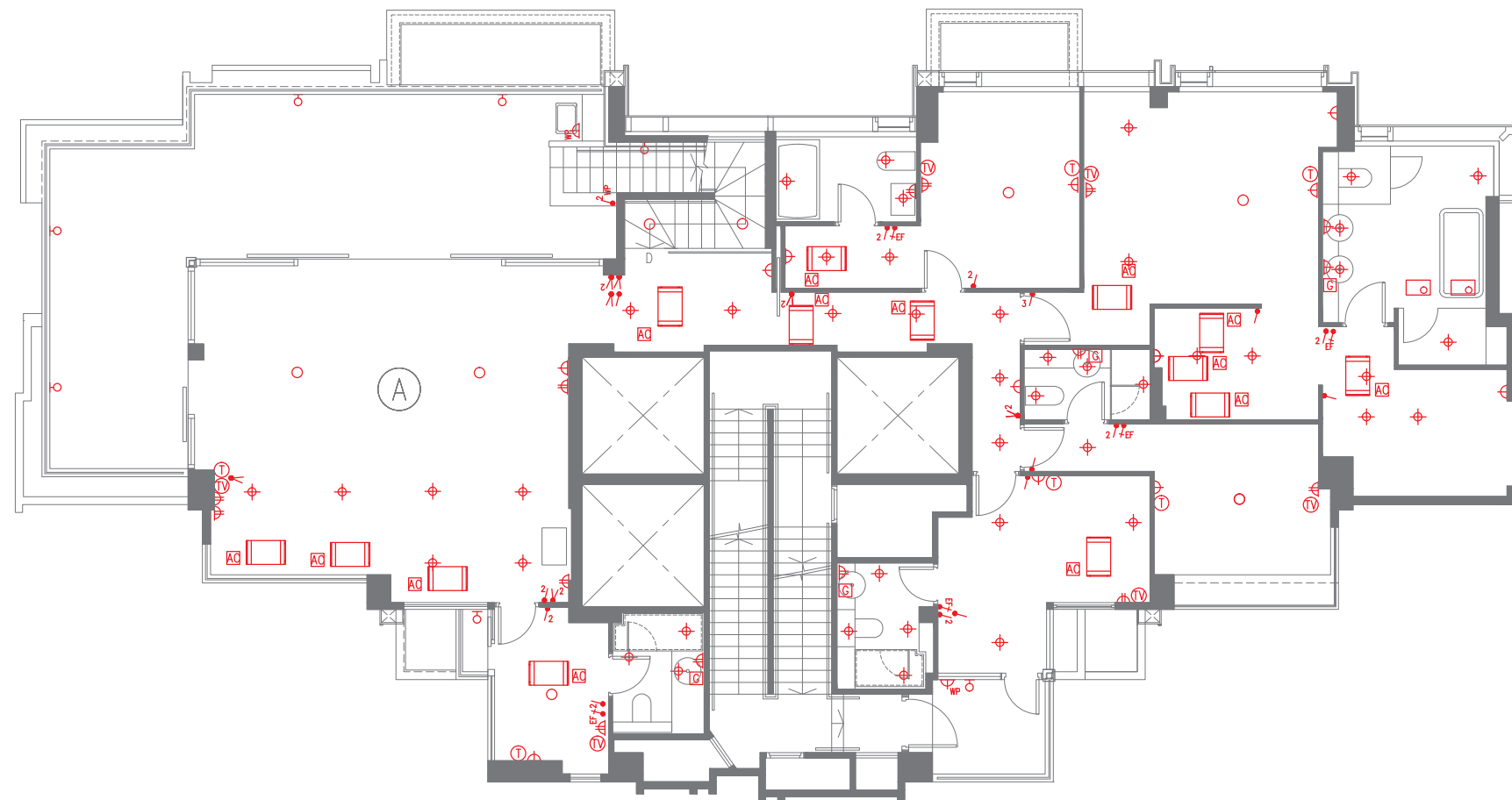


# Fittings, finishes and appliances










## 裝置、裝修物料及設備

TOWER 2 33/F  
第2座 33樓

Mechanical & Electrical Provisions Plan 機電裝置平面圖



### Legend 圖例

-  1-gang 1-way Lighting Switch 單位燈掣
-  2-gang 1-way Lighting Switch 雙位燈掣
-  3-gang 1-way Lighting Switch 三位燈掣
-  1-gang 2-way Lighting Switch 單位二路燈掣
-  2-gang 2-way Lighting Switch 雙位二路燈掣
-  3-gang 2-way Lighting Switch 三位二路燈掣
-  1-gang 1-way Watertight Lighting Switch 單位防水燈掣
-  Switch for Exhaust Fan 抽氣扇開關掣
-  Switch for Town Gas Water Heater 煤氣熱水爐開關掣
-  Switch for Indoor Air-Conditioner 室內空調機接線位
-  Isolator for Outdoor Air-Conditioner 室外空調機開關掣
-  Town Gas Water Heater Remote Controller 煤氣熱水爐溫度控制器
-  13A Single Socket Outlet 13A 單位電插座
-  13A Twin Socket Outlet 13A 雙位電插座
-  13A Single Watertight Socket Outlet 13A 單位防水電插座
-  TV/FM Outlet 電視及電台接收插座
-  Telephone Outlet 電話插座
-  Door Bell Push Button 門鈴按鈕
-  Door Bell 門鈴
-  Video Door Phone 視像對講機
-  M.C.B. Board 總電掣箱
-  Lamp Holder 燈位
-  Downlight 天花燈
-  Strip Light 燈帶
-  Wall Lamp 牆燈
-  Town Gas Water Heater 煤氣熱水爐
-  Town Gas Meter 煤氣錶
-  Indoor Air-Conditioner 室內空調機
-  Conceal Type Indoor Air-Conditioner 暗藏式室內空調機
-  Washing Machine Connection Point (Water Outlet) 洗衣機接駁點(去水位)
-  Washing Machine Connection Point (Water Inlet) 洗衣機接駁點(來水位)

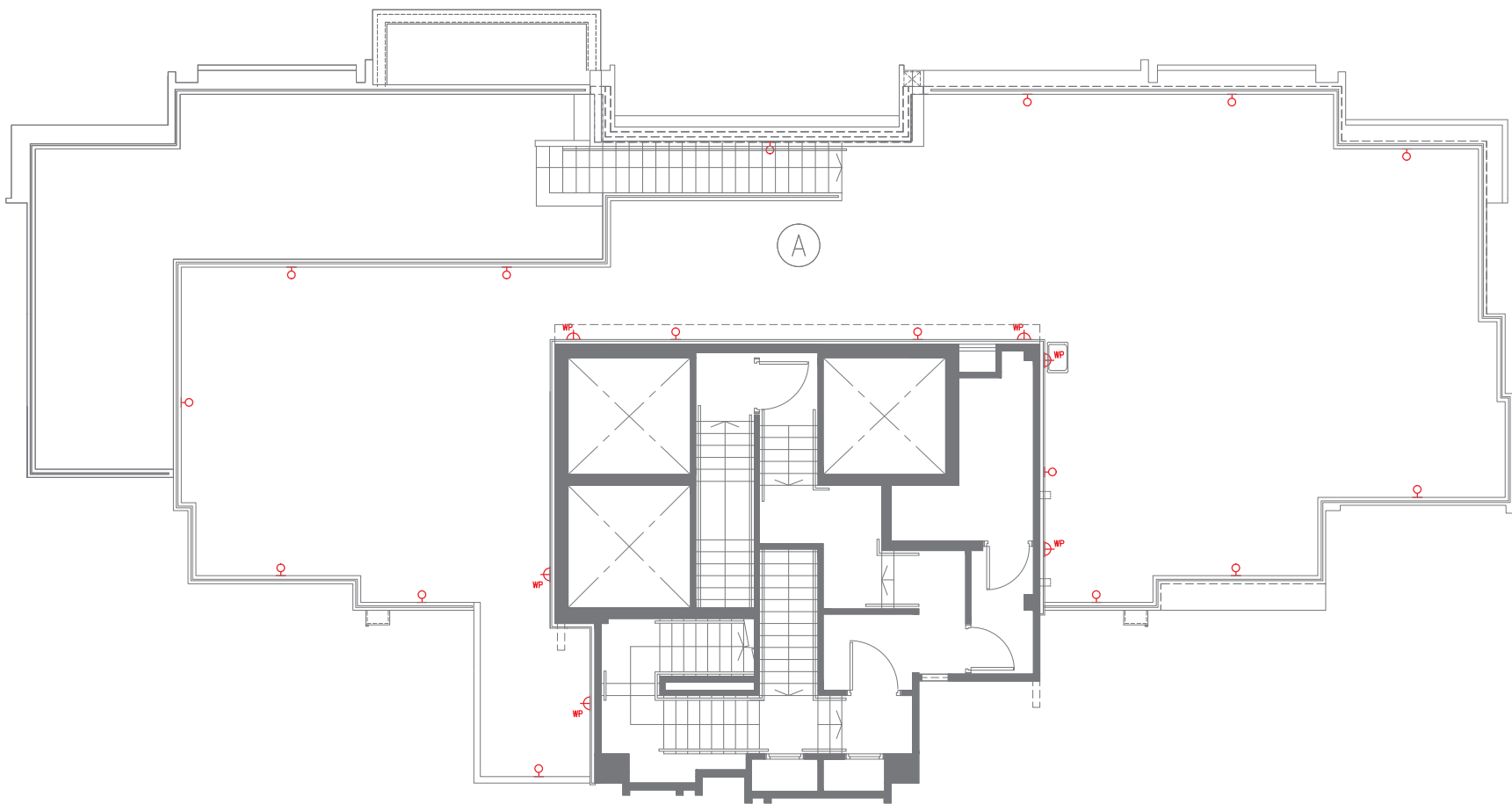
# Fittings, finishes and appliances

## 裝置、裝修物料及設備

TOWER 2  
第2座

Roof  
天台

Mechanical & Electrical Provisions Plan 機電裝置平面圖



### Legend 圖例

- 1-gang 1-way Lighting Switch 單位燈掣
- 2-gang 1-way Lighting Switch 雙位燈掣
- 3-gang 1-way Lighting Switch 三位燈掣
- 1-gang 2-way Lighting Switch 單位二路燈掣
- 2-gang 2-way Lighting Switch 雙位二路燈掣
- 3-gang 2-way Lighting Switch 三位二路燈掣
- 1-gang 1-way Watertight Lighting Switch 單位防水燈掣
- Switch for Exhaust Fan 抽氣扇開關掣
- Switch for Town Gas Water Heater 煤氣熱水爐開關掣
- Switch for Indoor Air-Conditioner 室內空調機接線位
- Isolator for Outdoor Air-Conditioner 室外空調機開關掣
- Town Gas Water Heater Remote Controller 煤氣熱水爐溫度控制器
- 13A Single Socket Outlet 13A 單位電插座
- 13A Twin Socket Outlet 13A 雙位電插座
- 13A Single Watertight Socket Outlet 13A 單位防水電插座
- TV/FM Outlet 電視及電台接收插座
- Telephone Outlet 電話插座
- Door Bell Push Button 門鈴按鈕
- Door Bell 門鈴
- Video Door Phone 視像對講機
- M.C.B. Board 總電掣箱
- Lamp Holder 燈位
- Downlight 天花燈
- Strip Light 燈帶
- Wall Lamp 牆燈
- Town Gas Water Heater 煤氣熱水爐
- Town Gas Meter 煤氣錶
- Indoor Air-Conditioner 室內空調機
- Conceal Type Indoor Air-Conditioner 暗藏式室內空調機
- Washing Machine Connection Point (Water Outlet) 洗衣機接駁點(去水位)
- Washing Machine Connection Point (Water Inlet) 洗衣機接駁點(來水位)

# Fittings, finishes and appliances

## 裝置、裝修物料及設備

TOWER 3 5/F  
第3座 5樓

Mechanical & Electrical Provisions Plan 機電裝置平面圖



### Legend 圖例

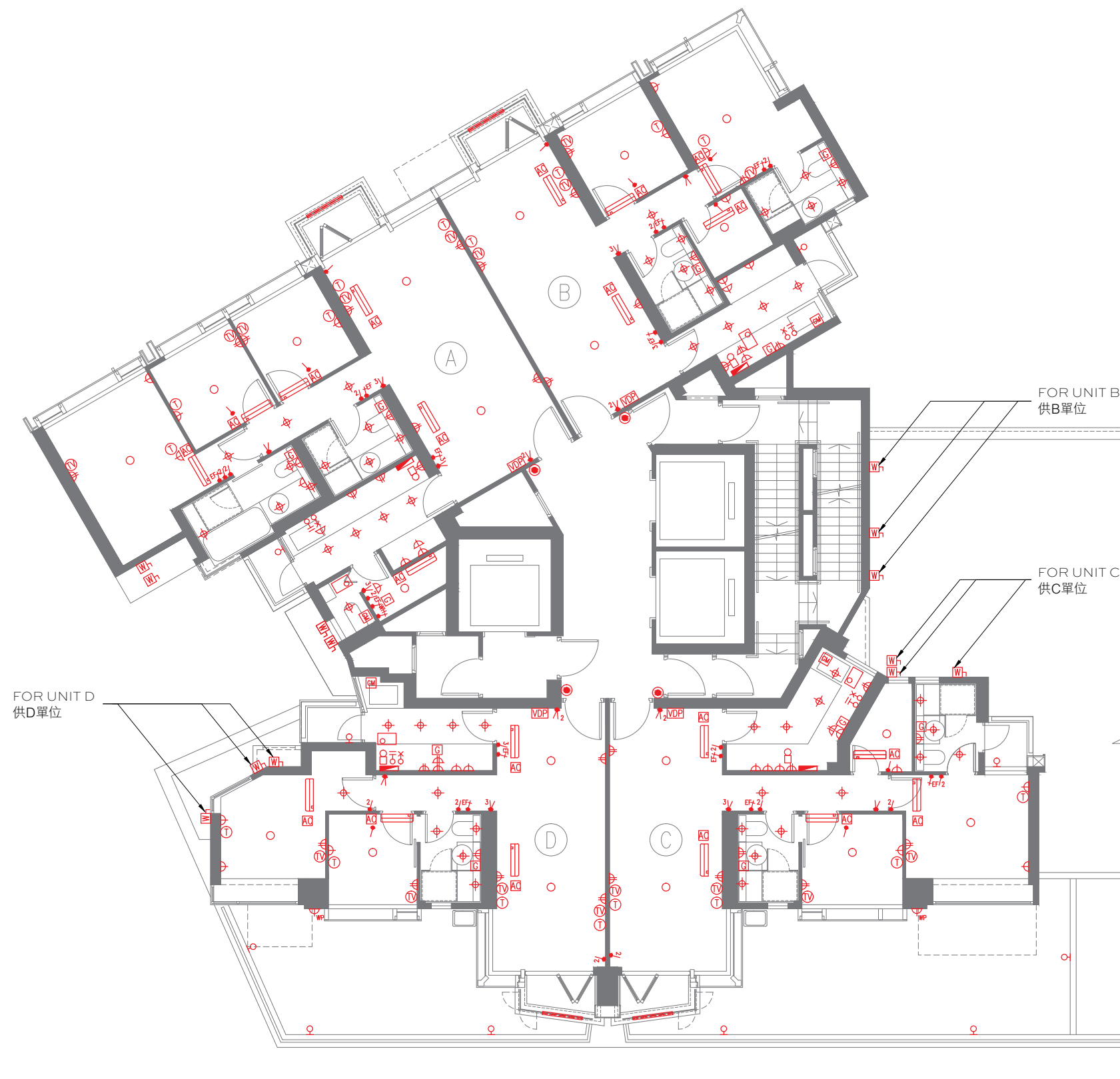
-  1-gang 1-way Lighting Switch 單位燈掣
-  2-gang 1-way Lighting Switch 雙位燈掣
-  3-gang 1-way Lighting Switch 三位燈掣
-  1-gang 2-way Lighting Switch 單位二路燈掣
-  2-gang 2-way Lighting Switch 雙位二路燈掣
-  3-gang 2-way Lighting Switch 三位二路燈掣
-  1-gang 1-way Watertight Lighting Switch 單位防水燈掣
-  Switch for Exhaust Fan 抽氣扇開關掣
-  Switch for Town Gas Water Heater 煤氣熱水爐開關掣
-  Switch for Indoor Air-Conditioner 室內空調機接線位
-  Isolator for Outdoor Air-Conditioner 室外空調機開關掣
-  Town Gas Water Heater Remote Controller 煤氣熱水爐溫度控制器
-  13A Single Socket Outlet 13A 單位電插座
-  13A Twin Socket Outlet 13A 雙位電插座
-  13A Single Watertight Socket Outlet 13A 單位防水電插座
-  TV/FM Outlet 電視及電台接收插座
-  Telephone Outlet 電話插座
-  Door Bell Push Button 門鈴按鈕
-  Door Bell 門鈴
-  Video Door Phone 視像對講機
-  M.C.B. Board 總電掣箱
-  Lamp Holder 燈位
-  Downlight 天花燈
-  Strip Light 燈帶
-  Wall Lamp 牆燈
-  Town Gas Water Heater 煤氣熱水爐
-  Town Gas Meter 煤氣錶
-  Indoor Air-Conditioner 室內空調機
-  Conceal Type Indoor Air-Conditioner 暗藏式室內空調機
-  Washing Machine Connection Point (Water Outlet) 洗衣機接駁點(去水位)
-  Washing Machine Connection Point (Water Inlet) 洗衣機接駁點(來水位)

# Fittings, finishes and appliances




## 裝置、裝修物料及設備

TOWER 3 第3座  
6/F 6樓

Mechanical & Electrical Provisions Plan 機電裝置平面圖



### Legend 圖例

-  1-gang 1-way Lighting Switch 單位燈掣
-  2-gang 1-way Lighting Switch 雙位燈掣
-  3-gang 1-way Lighting Switch 三位燈掣
-  1-gang 2-way Lighting Switch 單位二路燈掣
-  2-gang 2-way Lighting Switch 雙位二路燈掣
-  3-gang 2-way Lighting Switch 三位二路燈掣
-  1-gang 1-way Watertight Lighting Switch 單位防水燈掣
-  Switch for Exhaust Fan 抽氣扇開關掣
-  Switch for Town Gas Water Heater 煤氣熱水爐開關掣
-  Switch for Indoor Air-Conditioner 室內空調機接線位
-  Isolator for Outdoor Air-Conditioner 室外空調機開關掣
-  Town Gas Water Heater Remote Controller 煤氣熱水爐溫度控制器
-  13A Single Socket Outlet 13A 單位電插座
-  13A Twin Socket Outlet 13A 雙位電插座
-  13A Single Watertight Socket Outlet 13A 單位防水電插座
-  TV/FM Outlet 電視及電台接收插座
-  Telephone Outlet 電話插座
-  Door Bell Push Button 門鈴按鈕
-  Door Bell 門鈴
-  Video Door Phone 視像對講機
-  M.C.B. Board 總電掣箱
-  Lamp Holder 燈位
-  Downlight 天花燈
-  Strip Light 燈帶
-  Wall Lamp 牆燈
-  Town Gas Water Heater 煤氣熱水爐
-  Town Gas Meter 煤氣錶
-  Indoor Air-Conditioner 室內空調機
-  Conceal Type Indoor Air-Conditioner 暗藏式室內空調機
-  Washing Machine Connection Point (Water Outlet) 洗衣機接駁點(去水位)
-  Washing Machine Connection Point (Water Inlet) 洗衣機接駁點(來水位)



## Fittings, finishes and appliances



### 裝置、裝修物料及設備

TOWER 3 第3座 7/F-12/F, 15/F-23/F & 25/F-27/F (13/F, 14/F & 24/F are omitted)  
7樓-12樓, 15樓-23樓及25樓-27樓 (不設13樓、14樓及24樓)

Mechanical & Electrical Provisions Plan 機電裝置平面圖



#### Legend 圖例

-  1-gang 1-way Lighting Switch 單位燈掣
-  2-gang 1-way Lighting Switch 雙位燈掣
-  3-gang 1-way Lighting Switch 三位燈掣
-  1-gang 2-way Lighting Switch 單位二路燈掣
-  2-gang 2-way Lighting Switch 雙位二路燈掣
-  3-gang 2-way Lighting Switch 三位二路燈掣
-  1-gang 1-way Watertight Lighting Switch 單位防水燈掣
-  Switch for Exhaust Fan 抽氣扇開關掣
-  Switch for Town Gas Water Heater 煤氣熱水爐開關掣
-  Switch for Indoor Air-Conditioner 室內空調機接線位
-  Isolator for Outdoor Air-Conditioner 室外空調機開關掣
-  Town Gas Water Heater Remote Controller 煤氣熱水爐溫度控制器
-  13A Single Socket Outlet 13A 單位電插座
-  13A Twin Socket Outlet 13A 雙位電插座
-  13A Single Watertight Socket Outlet 13A 單位防水電插座
-  TV/FM Outlet 電視及電台接收插座
-  Telephone Outlet 電話插座
-  Door Bell Push Button 門鈴按鈕
-  Door Bell 門鈴
-  Video Door Phone 視像對講機
-  M.C.B. Board 總電掣箱
-  Lamp Holder 燈位
-  Downlight 天花燈
-  Strip Light 燈帶
-  Wall Lamp 牆燈
-  Town Gas Water Heater 煤氣熱水爐
-  Town Gas Meter 煤氣錶
-  Indoor Air-Conditioner 室內空調機
-  Conceal Type Indoor Air-Conditioner 暗藏式室內空調機
-  Washing Machine Connection Point (Water Outlet) 洗衣機接駁點(去水位)
-  Washing Machine Connection Point (Water Inlet) 洗衣機接駁點(來水位)

# Fittings, finishes and appliances



## 裝置、裝修物料及設備

TOWER 3 28/F-33/F  
第3座 28樓-33樓

Mechanical & Electrical Provisions Plan 機電裝置平面圖



### Legend 圖例

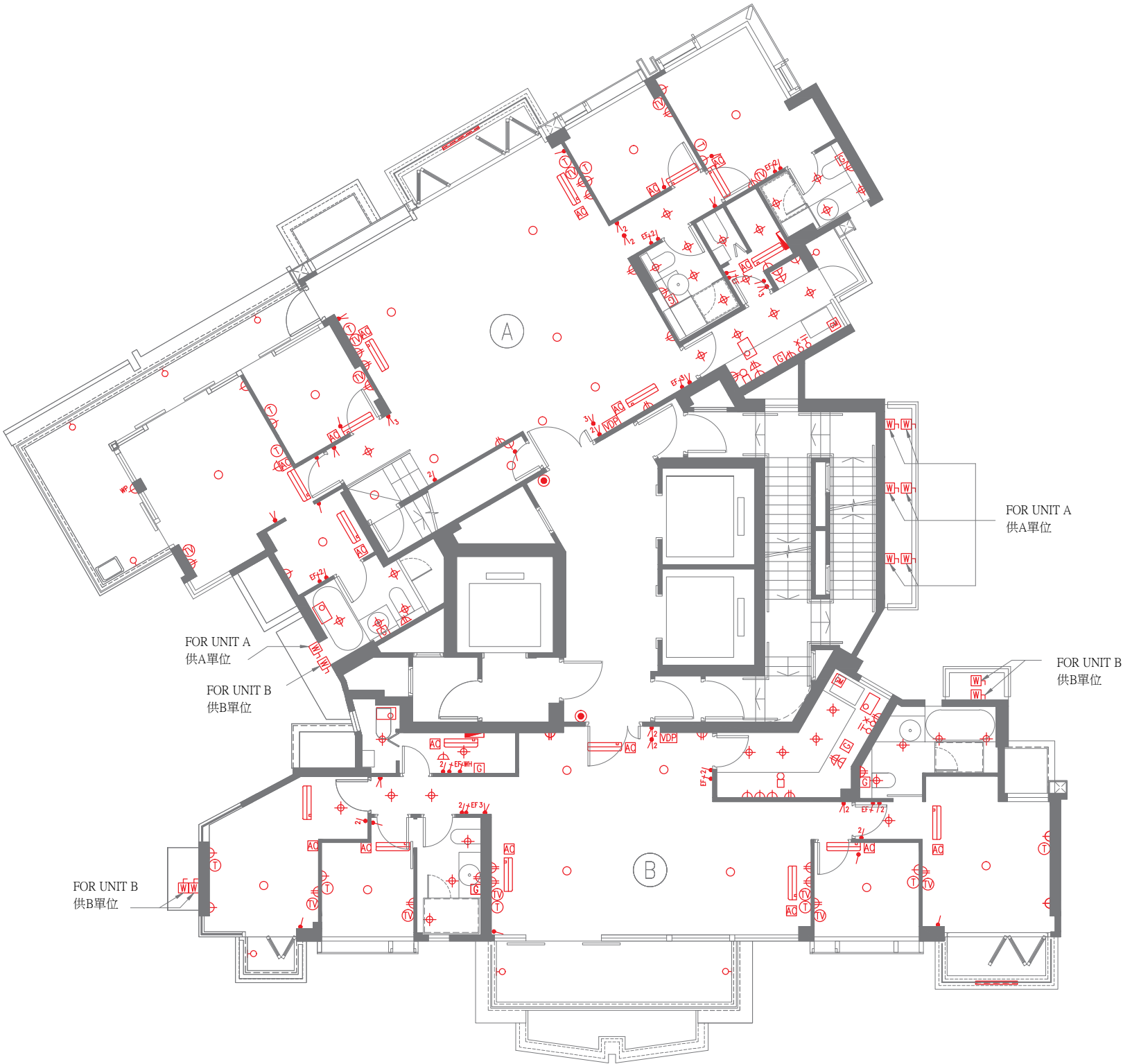
-  1-gang 1-way Lighting Switch 單位燈掣
-  2-gang 1-way Lighting Switch 雙位燈掣
-  3-gang 1-way Lighting Switch 三位燈掣
-  1-gang 2-way Lighting Switch 單位二路燈掣
-  2-gang 2-way Lighting Switch 雙位二路燈掣
-  3-gang 2-way Lighting Switch 三位二路燈掣
-  1-gang 1-way Watertight Lighting Switch 單位防水燈掣
-  Switch for Exhaust Fan 抽氣扇開關掣
-  Switch for Town Gas Water Heater 煤氣熱水爐開關掣
-  Switch for Indoor Air-Conditioner 室內空調機接線位
-  Isolator for Outdoor Air-Conditioner 室外空調機開關掣
-  Town Gas Water Heater Remote Controller 煤氣熱水爐溫度控制器
-  13A Single Socket Outlet 13A 單位電插座
-  13A Twin Socket Outlet 13A 雙位電插座
-  13A Single Watertight Socket Outlet 13A 單位防水電插座
-  TV/FM Outlet 電視及電台接收插座
-  Telephone Outlet 電話插座
-  Door Bell Push Button 門鈴按鈕
-  Door Bell 門鈴
-  Video Door Phone 視像對講機
-  M.C.B. Board 總電掣箱
-  Lamp Holder 燈位
-  Downlight 天花燈
-  Strip Light 燈帶
-  Wall Lamp 牆燈
-  Town Gas Water Heater 煤氣熱水爐
-  Town Gas Meter 煤氣錶
-  Indoor Air-Conditioner 室內空調機
-  Conceal Type Indoor Air-Conditioner 暗藏式室內空調機
-  Washing Machine Connection Point (Water Outlet) 洗衣機接駁點(去水位)
-  Washing Machine Connection Point (Water Inlet) 洗衣機接駁點(來水位)

# Fittings, finishes and appliances

## 裝置、裝修物料及設備

TOWER 3 35/F  
第3座 35樓

Mechanical & Electrical Provisions Plan 機電裝置平面圖



### Legend 圖例

- 1-gang 1-way Lighting Switch 單位燈掣
- 2-gang 1-way Lighting Switch 雙位燈掣
- 3-gang 1-way Lighting Switch 三位燈掣
- 1-gang 2-way Lighting Switch 單位二路燈掣
- 2-gang 2-way Lighting Switch 雙位二路燈掣
- 3-gang 2-way Lighting Switch 三位二路燈掣
- 1-gang 1-way Watertight Lighting Switch 單位防水燈掣
- Switch for Exhaust Fan 抽氣扇開關掣
- Switch for Town Gas Water Heater 煤氣熱水爐開關掣
- Switch for Indoor Air-Conditioner 室內空調機接線位
- Isolator for Outdoor Air-Conditioner 室外空調機開關掣
- Town Gas Water Heater Remote Controller 煤氣熱水爐溫度控制器
- 13A Single Socket Outlet 13A 單位電插座
- 13A Twin Socket Outlet 13A 雙位電插座
- 13A Single Watertight Socket Outlet 13A 單位防水電插座
- TV/FM Outlet 電視及電台接收插座
- Telephone Outlet 電話插座
- Door Bell Push Button 門鈴按鈕
- Door Bell 門鈴
- Video Door Phone 視像對講機
- M.C.B. Board 總電掣箱
- Lamp Holder 燈位
- Downlight 天花燈
- Strip Light 燈帶
- Wall Lamp 牆燈
- Town Gas Water Heater 煤氣熱水爐
- Town Gas Meter 煤氣錶
- Indoor Air-Conditioner 室內空調機
- Conceal Type Indoor Air-Conditioner 暗藏式室內空調機
- Washing Machine Connection Point (Water Outlet) 洗衣機接駁點(去水位)
- Washing Machine Connection Point (Water Inlet) 洗衣機接駁點(來水位)

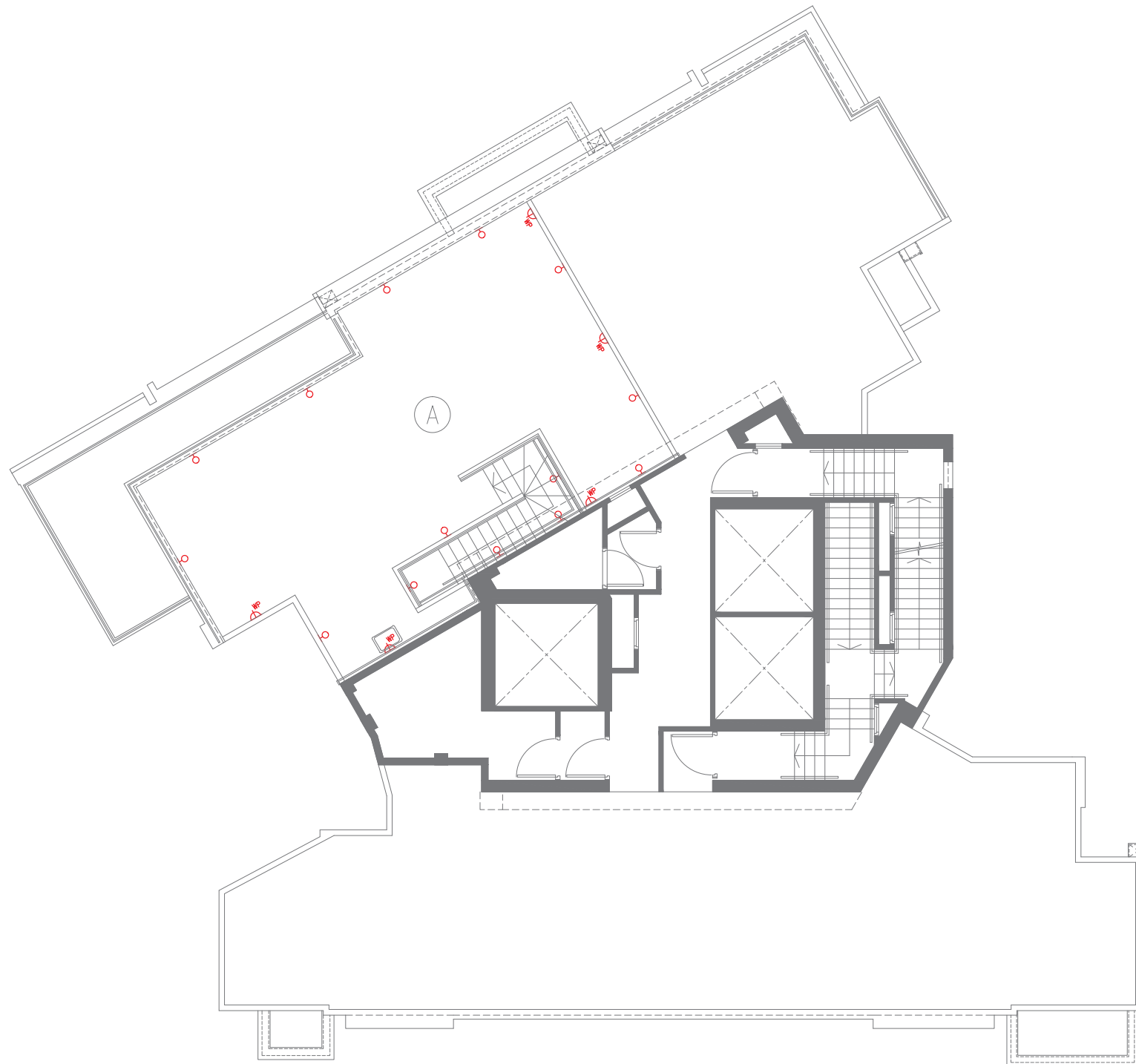
# Fittings, finishes and appliances

## 裝置、裝修物料及設備

TOWER 3  
第3座

Roof  
天台

Mechanical & Electrical Provisions Plan 機電裝置平面圖



### Legend 圖例

-  1-gang 1-way Lighting Switch 單位燈掣
-  2-gang 1-way Lighting Switch 雙位燈掣
-  3-gang 1-way Lighting Switch 三位燈掣
-  1-gang 2-way Lighting Switch 單位二路燈掣
-  2-gang 2-way Lighting Switch 雙位二路燈掣
-  3-gang 2-way Lighting Switch 三位二路燈掣
-  1-gang 1-way Watertight Lighting Switch 單位防水燈掣
-  Switch for Exhaust Fan 抽氣扇開關掣
-  Switch for Town Gas Water Heater 煤氣熱水爐開關掣
-  Switch for Indoor Air-Conditioner 室內空調機接線位
-  Isolator for Outdoor Air-Conditioner 室外空調機開關掣
-  Town Gas Water Heater Remote Controller 煤氣熱水爐溫度控制器
-  13A Single Socket Outlet 13A 單位電插座
-  13A Twin Socket Outlet 13A 雙位電插座
-  13A Single Watertight Socket Outlet 13A 單位防水電插座
-  TV/FM Outlet 電視及電台接收插座
-  Telephone Outlet 電話插座
-  Door Bell Push Button 門鈴按鈕
-  Door Bell 門鈴
-  Video Door Phone 視像對講機
-  M.C.B. Board 總電掣箱
-  Lamp Holder 燈位
-  Downlight 天花燈
-  Strip Light 燈帶
-  Wall Lamp 牆燈
-  Town Gas Water Heater 煤氣熱水爐
-  Town Gas Meter 煤氣錶
-  Indoor Air-Conditioner 室內空調機
-  Conceal Type Indoor Air-Conditioner 暗藏式室內空調機
-  Washing Machine Connection Point (Water Outlet) 洗衣機接駁點(去水位)
-  Washing Machine Connection Point (Water Inlet) 洗衣機接駁點(來水位)



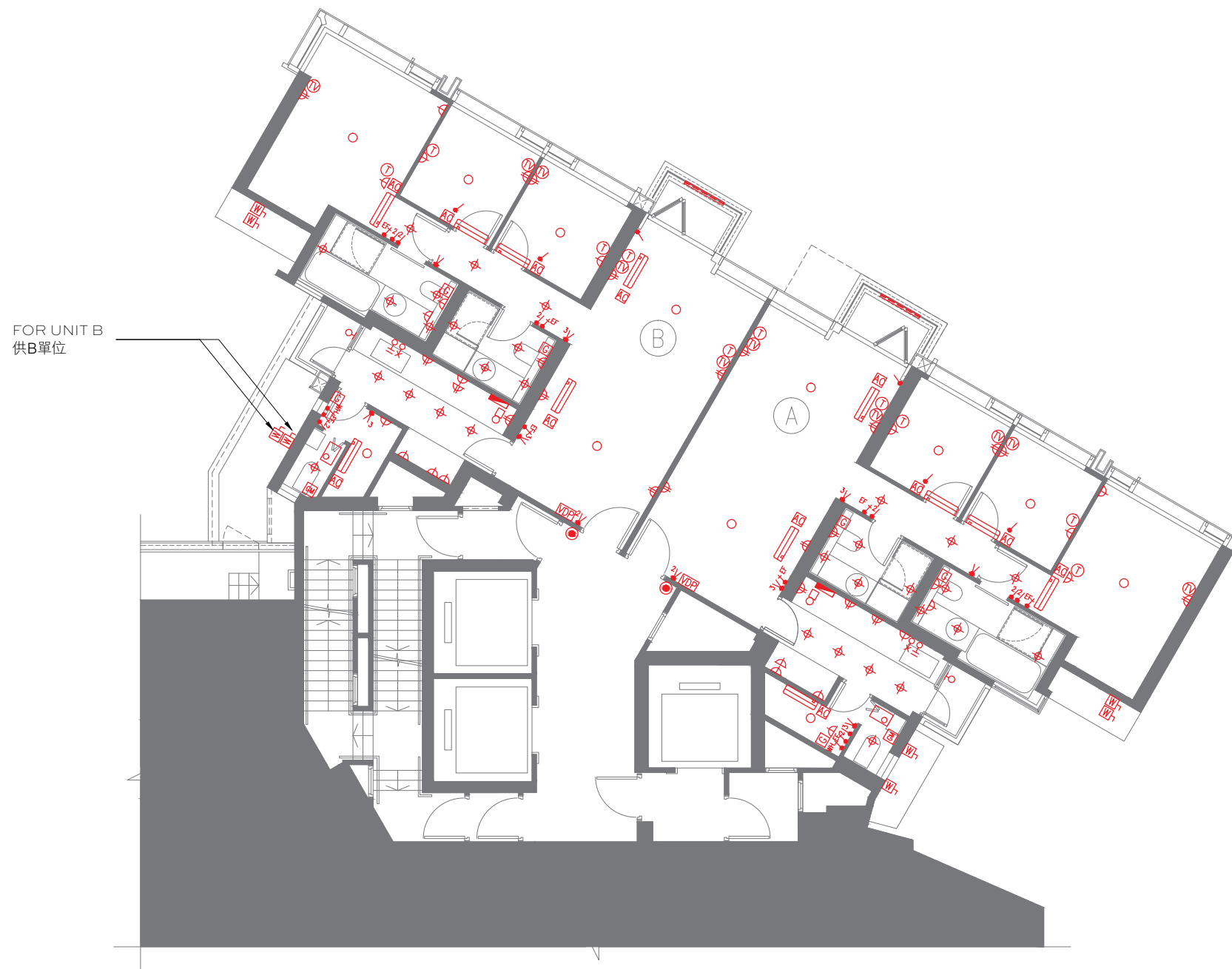
# Fittings, finishes and appliances

## 裝置、裝修物料及設備

TOWER 5  
第5座

5/F  
5樓

Mechanical & Electrical Provisions Plan 機電裝置平面圖



### Legend 圖例

- 1-gang 1-way Lighting Switch 單位燈掣
- 2-gang 1-way Lighting Switch 雙位燈掣
- 3-gang 1-way Lighting Switch 三位燈掣
- 1-gang 2-way Lighting Switch 單位二路燈掣
- 2-gang 2-way Lighting Switch 雙位二路燈掣
- 3-gang 2-way Lighting Switch 三位二路燈掣
- 1-gang 1-way Watertight Lighting Switch 單位防水燈掣
- Switch for Exhaust Fan 抽氣扇開關掣
- Switch for Town Gas Water Heater 煤氣熱水爐開關掣
- Switch for Indoor Air-Conditioner 室內空調機接線位
- Isolator for Outdoor Air-Conditioner 室外空調機開關掣
- Town Gas Water Heater Remote Controller 煤氣熱水爐溫度控制器
- 13A Single Socket Outlet 13A 單位電插座
- 13A Twin Socket Outlet 13A 雙位電插座
- 13A Single Watertight Socket Outlet 13A 單位防水電插座
- TV/FM Outlet 電視及電台接收插座
- Telephone Outlet 電話插座
- Door Bell Push Button 門鈴按鈕
- Door Bell 門鈴
- Video Door Phone 視像對講機
- M.C.B. Board 總電掣箱
- Lamp Holder 燈位
- Downlight 天花燈
- Strip Light 燈帶
- Wall Lamp 牆燈
- Town Gas Water Heater 煤氣熱水爐
- Town Gas Meter 煤氣錶
- Indoor Air-Conditioner 室內空調機
- Conceal Type Indoor Air-Conditioner 暗藏式室內空調機
- Washing Machine Connection Point (Water Outlet) 洗衣機接駁點(去水位)
- Washing Machine Connection Point (Water Inlet) 洗衣機接駁點(來水位)

# Fittings, finishes and appliances

## 裝置、裝修物料及設備

TOWER 5  
第5座

6/F  
6樓

Mechanical & Electrical Provisions Plan 機電裝置平面圖



### Legend 圖例

- 1-gang 1-way Lighting Switch 單位燈掣
- 2-gang 1-way Lighting Switch 雙位燈掣
- 3-gang 1-way Lighting Switch 三位燈掣
- 1-gang 2-way Lighting Switch 單位二路燈掣
- 2-gang 2-way Lighting Switch 雙位二路燈掣
- 3-gang 2-way Lighting Switch 三位二路燈掣
- WP 1-gang 1-way Watertight Lighting Switch 單位防水燈掣
- EF Switch for Exhaust Fan 抽氣扇開關掣
- WH Switch for Town Gas Water Heater 煤氣熱水爐開關掣
- AC Switch for Indoor Air-Conditioner 室內空調機接線位
- W Isolator for Outdoor Air-Conditioner 室外空調機開關掣
- G Town Gas Water Heater Remote Controller 煤氣熱水爐溫度控制器
- 13A Single Socket Outlet 13A 單位電插座
- 13A Twin Socket Outlet 13A 雙位電插座
- WP 13A Single Watertight Socket Outlet 13A 單位防水電插座
- TV/FM Outlet 電視及電台接收插座
- T Telephone Outlet 電話插座
- Door Bell Push Button 門鈴按鈕
- Door Bell 門鈴
- VDP Video Door Phone 視像對講機
- M.C.B. Board 總電掣箱
- Lamp Holder 燈位
- Downlight 天花燈
- Strip Light 燈帶
- Wall Lamp 牆燈
- Town Gas Water Heater 煤氣熱水爐
- GM Town Gas Meter 煤氣錶
- Indoor Air-Conditioner 室內空調機
- Conceal Type Indoor Air-Conditioner 暗藏式室內空調機
- Washing Machine Connection Point (Water Outlet) 洗衣機接駁點(去水位)
- Washing Machine Connection Point (Water Inlet) 洗衣機接駁點(來水位)

## Fittings, finishes and appliances

### 裝置、裝修物料及設備














TOWER 5  
第5座

7/F-12/F, 15/F-23/F & 25/F-27/F (13/F, 14/F & 24/F are omitted)  
7樓-12樓, 15樓-23樓及25樓-27樓 (不設13樓、14樓及24樓)

Mechanical & Electrical Provisions Plan 機電裝置平面圖



#### Legend 圖例

-  1-gang 1-way Lighting Switch 單位燈掣
-  2-gang 1-way Lighting Switch 雙位燈掣
-  3-gang 1-way Lighting Switch 三位燈掣
-  1-gang 2-way Lighting Switch 單位二路燈掣
-  2-gang 2-way Lighting Switch 雙位二路燈掣
-  3-gang 2-way Lighting Switch 三位二路燈掣
-  1-gang 1-way Watertight Lighting Switch 單位防水燈掣
-  Switch for Exhaust Fan 抽氣扇開關掣
-  Switch for Town Gas Water Heater 煤氣熱水爐開關掣
-  Switch for Indoor Air-Conditioner 室內空調機接線位
-  Isolator for Outdoor Air-Conditioner 室外空調機開關掣
-  Town Gas Water Heater Remote Controller 煤氣熱水爐溫度控制器
-  13A Single Socket Outlet 13A 單位電插座
-  13A Twin Socket Outlet 13A 雙位電插座
-  13A Single Watertight Socket Outlet 13A 單位防水電插座
-  TV/FM Outlet 電視及電台接收插座
-  Telephone Outlet 電話插座
-  Door Bell Push Button 門鈴按鈕
-  Door Bell 門鈴
-  Video Door Phone 視像對講機
-  M.C.B. Board 總電掣箱
-  Lamp Holder 燈位
-  Downlight 天花燈
-  Strip Light 燈帶
-  Wall Lamp 牆燈
-  Town Gas Water Heater 煤氣熱水爐
-  Town Gas Meter 煤氣錶
-  Indoor Air-Conditioner 室內空調機
-  Conceal Type Indoor Air-Conditioner 暗藏式室內空調機
-  Washing Machine Connection Point (Water Outlet) 洗衣機接駁點(去水位)
-  Washing Machine Connection Point (Water Inlet) 洗衣機接駁點(來水位)



# Fittings, finishes and appliances

## 裝置、裝修物料及設備

TOWER 5  
第5座

28/F-33/F  
28樓-33樓

Mechanical & Electrical Provisions Plan 機電裝置平面圖



### Legend 圖例

- 1-gang 1-way Lighting Switch 單位燈掣
- 2-gang 1-way Lighting Switch 雙位燈掣
- 3-gang 1-way Lighting Switch 三位燈掣
- 1-gang 2-way Lighting Switch 單位二路燈掣
- 2-gang 2-way Lighting Switch 雙位二路燈掣
- 3-gang 2-way Lighting Switch 三位二路燈掣
- WP 1-gang 1-way Watertight Lighting Switch 單位防水燈掣
- EF Switch for Exhaust Fan 抽氣扇開關掣
- WH Switch for Town Gas Water Heater 煤氣熱水爐開關掣
- AC Switch for Indoor Air-Conditioner 室內空調機接線位
- W Isolator for Outdoor Air-Conditioner 室外空調機開關掣
- G Town Gas Water Heater Remote Controller 煤氣熱水爐溫度控制器
- 13A Single Socket Outlet 13A 單位電插座
- 13A Twin Socket Outlet 13A 雙位電插座
- WP 13A Single Watertight Socket Outlet 13A 單位防水電插座
- TV/FM Outlet 電視及電台接收插座
- T Telephone Outlet 電話插座
- Door Bell Push Button 門鈴按鈕
- Door Bell 門鈴
- VDP Video Door Phone 視像對講機
- M.C.B. Board 總電掣箱
- Lamp Holder 燈位
- Downlight 天花燈
- Strip Light 燈帶
- Wall Lamp 牆燈
- Town Gas Water Heater 煤氣熱水爐
- GM Town Gas Meter 煤氣錶
- Indoor Air-Conditioner 室內空調機
- Conceal Type Indoor Air-Conditioner 暗藏式室內空調機
- Washing Machine Connection Point (Water Outlet) 洗衣機接駁點(去水位)
- Washing Machine Connection Point (Water Inlet) 洗衣機接駁點(來水位)



# Fittings, finishes and appliances

## 裝置、裝修物料及設備

TOWER 5 35/F  
第5座 35樓

Mechanical & Electrical Provisions Plan 機電裝置平面圖



### Legend 圖例

- 1-gang 1-way Lighting Switch 單位燈掣
- 2-gang 1-way Lighting Switch 雙位燈掣
- 3-gang 1-way Lighting Switch 三位燈掣
- 1-gang 2-way Lighting Switch 單位二路燈掣
- 2-gang 2-way Lighting Switch 雙位二路燈掣
- 3-gang 2-way Lighting Switch 三位二路燈掣
- WP 1-gang 1-way Watertight Lighting Switch 單位防水燈掣
- EF Switch for Exhaust Fan 抽氣扇開關掣
- WH Switch for Town Gas Water Heater 煤氣熱水爐開關掣
- AC Switch for Indoor Air-Conditioner 室內空調機接線位
- W Isolator for Outdoor Air-Conditioner 室外空調機開關掣
- G Town Gas Water Heater Remote Controller 煤氣熱水爐溫度控制器
- 13A Single Socket Outlet 13A 單位電插座
- 13A Twin Socket Outlet 13A 雙位電插座
- WP 13A Single Watertight Socket Outlet 13A 單位防水電插座
- TV/FM Outlet 電視及電台接收插座
- T Telephone Outlet 電話插座
- Door Bell Push Button 門鈴按鈕
- Door Bell 門鈴
- VDP Video Door Phone 視像對講機
- M.C.B. Board 總電掣箱
- Lamp Holder 燈位
- Downlight 天花燈
- Strip Light 燈帶
- Wall Lamp 牆燈
- Town Gas Water Heater 煤氣熱水爐
- GM Town Gas Meter 煤氣錶
- Indoor Air-Conditioner 室內空調機
- Conceal Type Indoor Air-Conditioner 暗藏式室內空調機
- Washing Machine Connection Point (Water Outlet) 洗衣機接駁點(去水位)
- Washing Machine Connection Point (Water Inlet) 洗衣機接駁點(來水位)

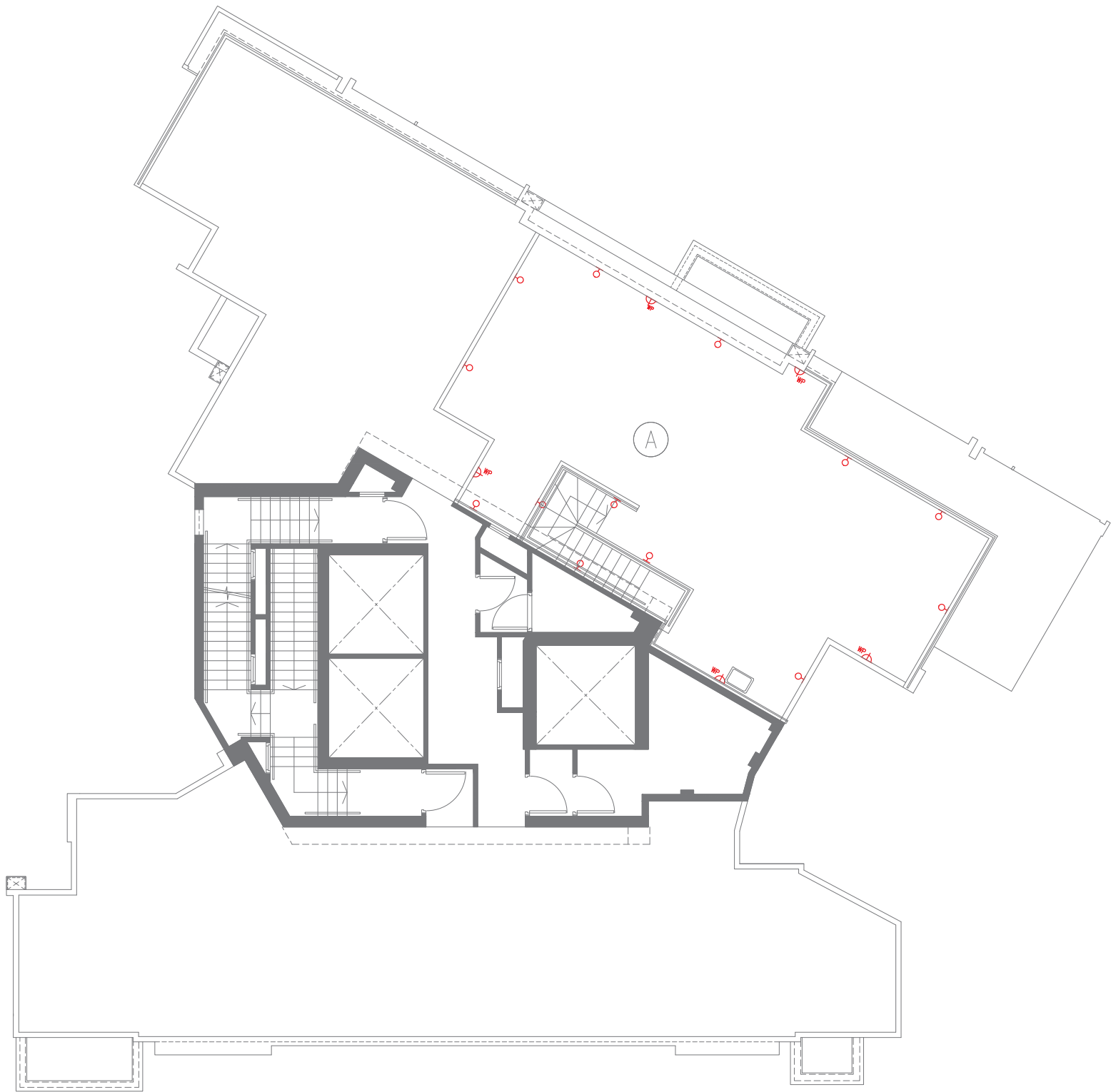
# Fittings, finishes and appliances

## 裝置、裝修物料及設備

TOWER 5  
第5座

Roof  
天台

Mechanical & Electrical Provisions Plan 機電裝置平面圖



### Legend 圖例

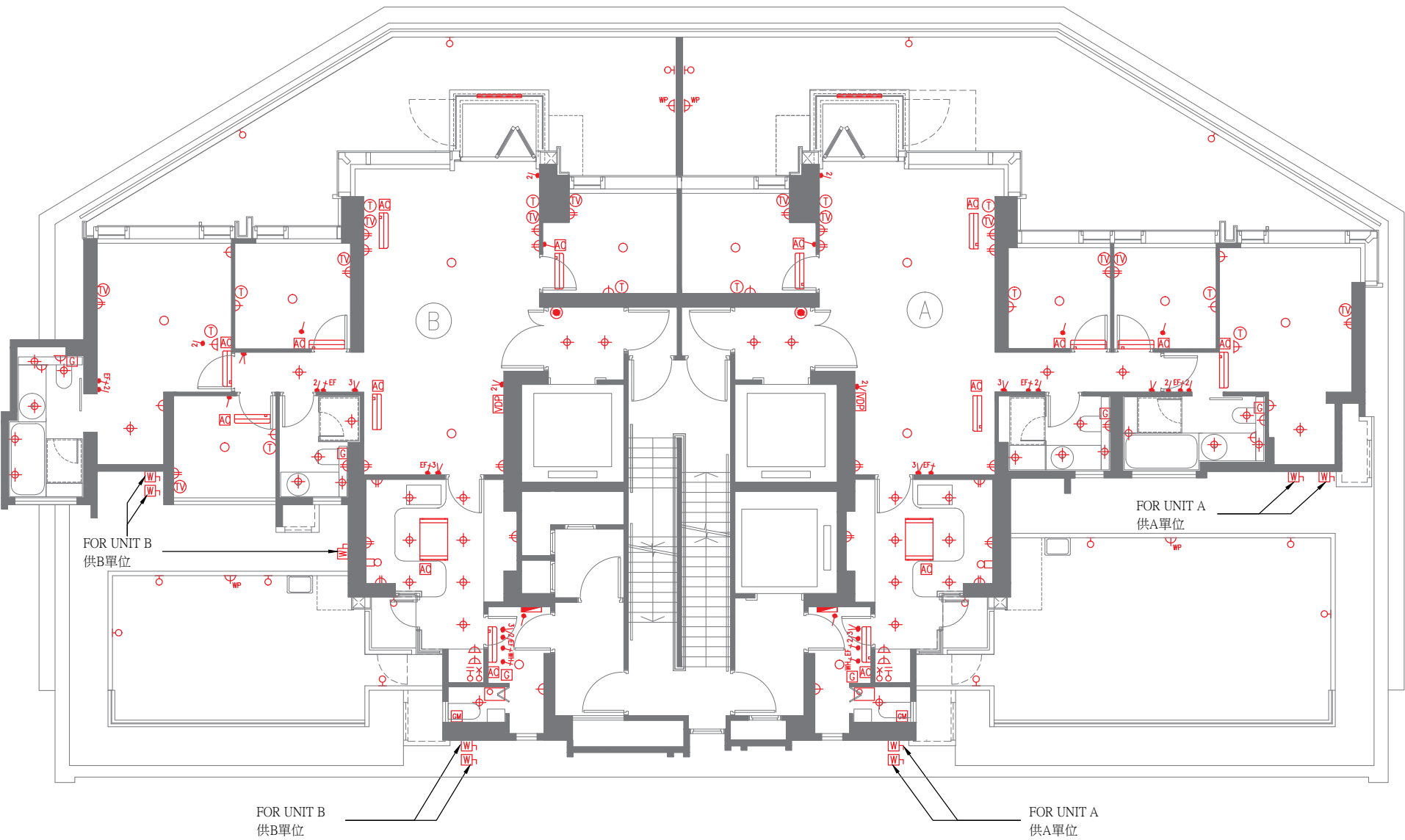
- 1-gang 1-way Lighting Switch 單位燈掣
- 2-gang 1-way Lighting Switch 雙位燈掣
- 3-gang 1-way Lighting Switch 三位燈掣
- 1-gang 2-way Lighting Switch 單位二路燈掣
- 2-gang 2-way Lighting Switch 雙位二路燈掣
- 3-gang 2-way Lighting Switch 三位二路燈掣
- WP 1-gang 1-way Watertight Lighting Switch 單位防水燈掣
- EF Switch for Exhaust Fan 抽氣扇開關掣
- WH Switch for Town Gas Water Heater 煤氣熱水爐開關掣
- AC Switch for Indoor Air-Conditioner 室內空調機接線位
- W Isolator for Outdoor Air-Conditioner 室外空調機開關掣
- G Town Gas Water Heater Remote Controller 煤氣熱水爐溫度控制器
- 13A Single Socket Outlet 13A 單位電插座
- 13A Twin Socket Outlet 13A 雙位電插座
- WP 13A Single Watertight Socket Outlet 13A 單位防水電插座
- TV/FM Outlet 電視及電台接收插座
- T Telephone Outlet 電話插座
- Door Bell Push Button 門鈴按鈕
- Door Bell 門鈴
- VDP Video Door Phone 視像對講機
- M.C.B. Board 總電掣箱
- Lamp Holder 燈位
- Downlight 天花燈
- Strip Light 燈帶
- Wall Lamp 牆燈
- Town Gas Water Heater 煤氣熱水爐
- GM Town Gas Meter 煤氣錶
- Indoor Air-Conditioner 室內空調機
- Conceal Type Indoor Air-Conditioner 暗藏式室內空調機
- Washing Machine Connection Point (Water Outlet) 洗衣機接駁點(去水位)
- Washing Machine Connection Point (Water Inlet) 洗衣機接駁點(來水位)

# Fittings, finishes and appliances

## 裝置、裝修物料及設備

TOWER 6 第6座  
3/F 3樓

Mechanical & Electrical Provisions Plan 機電裝置平面圖



### Legend 圖例

- 1-gang 1-way Lighting Switch 單位燈掣
- 2-gang 1-way Lighting Switch 雙位燈掣
- 3-gang 1-way Lighting Switch 三位燈掣
- 1-gang 2-way Lighting Switch 單位二路燈掣
- 2-gang 2-way Lighting Switch 雙位二路燈掣
- 3-gang 2-way Lighting Switch 三位二路燈掣
- 1-gang 1-way Watertight Lighting Switch 單位防水燈掣
- Switch for Exhaust Fan 抽氣扇開關掣
- Switch for Town Gas Water Heater 煤氣熱水爐開關掣
- Switch for Indoor Air-Conditioner 室內空調機接線位
- Isolator for Outdoor Air-Conditioner 室外空調機開關掣
- Town Gas Water Heater Remote Controller 煤氣熱水爐溫度控制器
- 13A Single Socket Outlet 13A 單位電插座
- 13A Twin Socket Outlet 13A 雙位電插座
- 13A Single Watertight Socket Outlet 13A 單位防水電插座
- TV/FM Outlet 電視及電台接收插座
- Telephone Outlet 電話插座
- Door Bell Push Button 門鈴按鈕
- Door Bell 門鈴
- Video Door Phone 視像對講機
- M.C.B. Board 總電掣箱
- Lamp Holder 燈位
- Downlight 天花燈
- Strip Light 燈帶
- Wall Lamp 牆燈
- Town Gas Water Heater 煤氣熱水爐
- Town Gas Meter 煤氣錶
- Indoor Air-Conditioner 室內空調機
- Conceal Type Indoor Air-Conditioner 暗藏式室內空調機
- Washing Machine Connection Point (Water Outlet) 洗衣機接駁點(去水位)
- Washing Machine Connection Point (Water Inlet) 洗衣機接駁點(來水位)

# Fittings, finishes and appliances

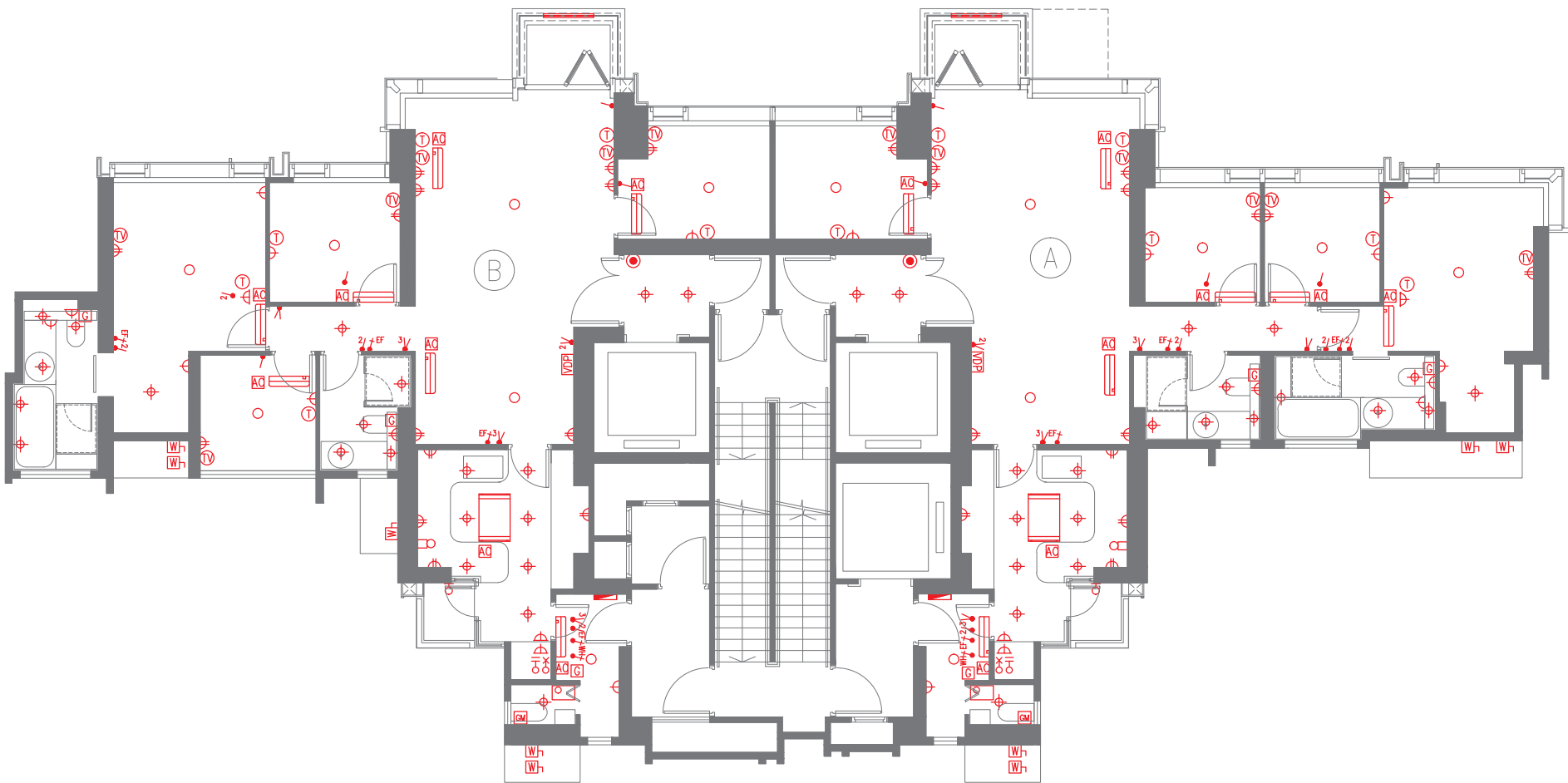
## 裝置、裝修物料及設備

TOWER 6 5/F  
第6座 5樓

Mechanical & Electrical Provisions Plan 機電裝置平面圖

### Legend 圖例

- 1-gang 1-way Lighting Switch 單位燈掣
- 2-gang 1-way Lighting Switch 雙位燈掣
- 3-gang 1-way Lighting Switch 三位燈掣
- 1-gang 2-way Lighting Switch 單位二路燈掣
- 2-gang 2-way Lighting Switch 雙位二路燈掣
- 3-gang 2-way Lighting Switch 三位二路燈掣
- 1-gang 1-way Watertight Lighting Switch 單位防水燈掣
- Switch for Exhaust Fan 抽氣扇開關掣
- Switch for Town Gas Water Heater 煤氣熱水爐開關掣
- Switch for Indoor Air-Conditioner 室內空調機接線位
- Isolator for Outdoor Air-Conditioner 室外空調機開關掣
- Town Gas Water Heater Remote Controller 煤氣熱水爐溫度控制器
- 13A Single Socket Outlet 13A 單位電插座
- 13A Twin Socket Outlet 13A 雙位電插座
- 13A Single Watertight Socket Outlet 13A 單位防水電插座
- TV/FM Outlet 電視及電台接收插座
- Telephone Outlet 電話插座
- Door Bell Push Button 門鈴按鈕
- Door Bell 門鈴
- Video Door Phone 視像對講機
- M.C.B. Board 總電掣箱
- Lamp Holder 燈位
- Downlight 天花燈
- Strip Light 燈帶
- Wall Lamp 牆燈
- Town Gas Water Heater 煤氣熱水爐
- Town Gas Meter 煤氣錶
- Indoor Air-Conditioner 室內空調機
- Conceal Type Indoor Air-Conditioner 暗藏式室內空調機
- Washing Machine Connection Point (Water Outlet) 洗衣機接駁點(去水位)
- Washing Machine Connection Point (Water Inlet) 洗衣機接駁點(來水位)





# Fittings, finishes and appliances

## 裝置、裝修物料及設備

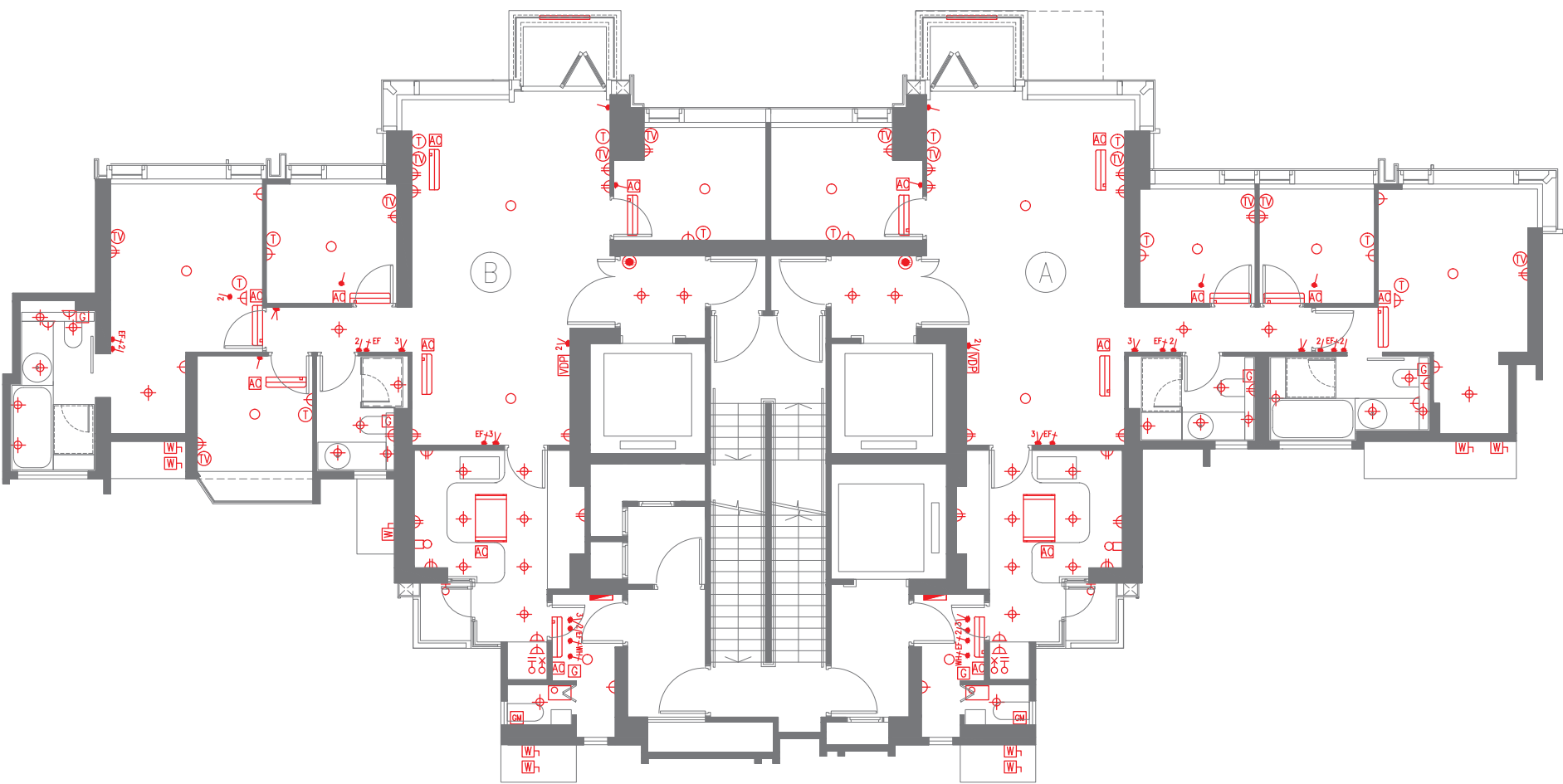
TOWER 6  
第6座

6/F-12/F, 15/F-21/F, 23/F & 25/F-31/F (13/F, 14/F & 24/F are omitted)  
6樓-12樓, 15樓-21樓, 23樓及25樓-31樓 (不設13樓、14樓及24樓)

Mechanical & Electrical Provisions Plan 機電裝置平面圖

### Legend 圖例

- 1-gang 1-way Lighting Switch 單位燈掣
- 2-gang 1-way Lighting Switch 雙位燈掣
- 3-gang 1-way Lighting Switch 三位燈掣
- 1-gang 2-way Lighting Switch 單位二路燈掣
- 2-gang 2-way Lighting Switch 雙位二路燈掣
- 3-gang 2-way Lighting Switch 三位二路燈掣
- 1-gang 1-way Watertight Lighting Switch 單位防水燈掣
- Switch for Exhaust Fan 抽氣扇開關掣
- Switch for Town Gas Water Heater 煤氣熱水爐開關掣
- Switch for Indoor Air-Conditioner 室內空調機接線位
- Isolator for Outdoor Air-Conditioner 室外空調機開關掣
- Town Gas Water Heater Remote Controller 煤氣熱水爐溫度控制器
- 13A Single Socket Outlet 13A 單位電插座
- 13A Twin Socket Outlet 13A 雙位電插座
- 13A Single Watertight Socket Outlet 13A 單位防水電插座
- TV/FM Outlet 電視及電台接收插座
- Telephone Outlet 電話插座
- Door Bell Push Button 門鈴按鈕
- Door Bell 門鈴
- Video Door Phone 視像對講機
- M.C.B. Board 總電掣箱
- Lamp Holder 燈位
- Downlight 天花燈
- Strip Light 燈帶
- Wall Lamp 牆燈
- Town Gas Water Heater 煤氣熱水爐
- Town Gas Meter 煤氣錶
- Indoor Air-Conditioner 室內空調機
- Conceal Type Indoor Air-Conditioner 暗藏式室內空調機
- Washing Machine Connection Point (Water Outlet) 洗衣機接駁點(去水位)
- Washing Machine Connection Point (Water Inlet) 洗衣機接駁點(來水位)



# Fittings, finishes and appliances

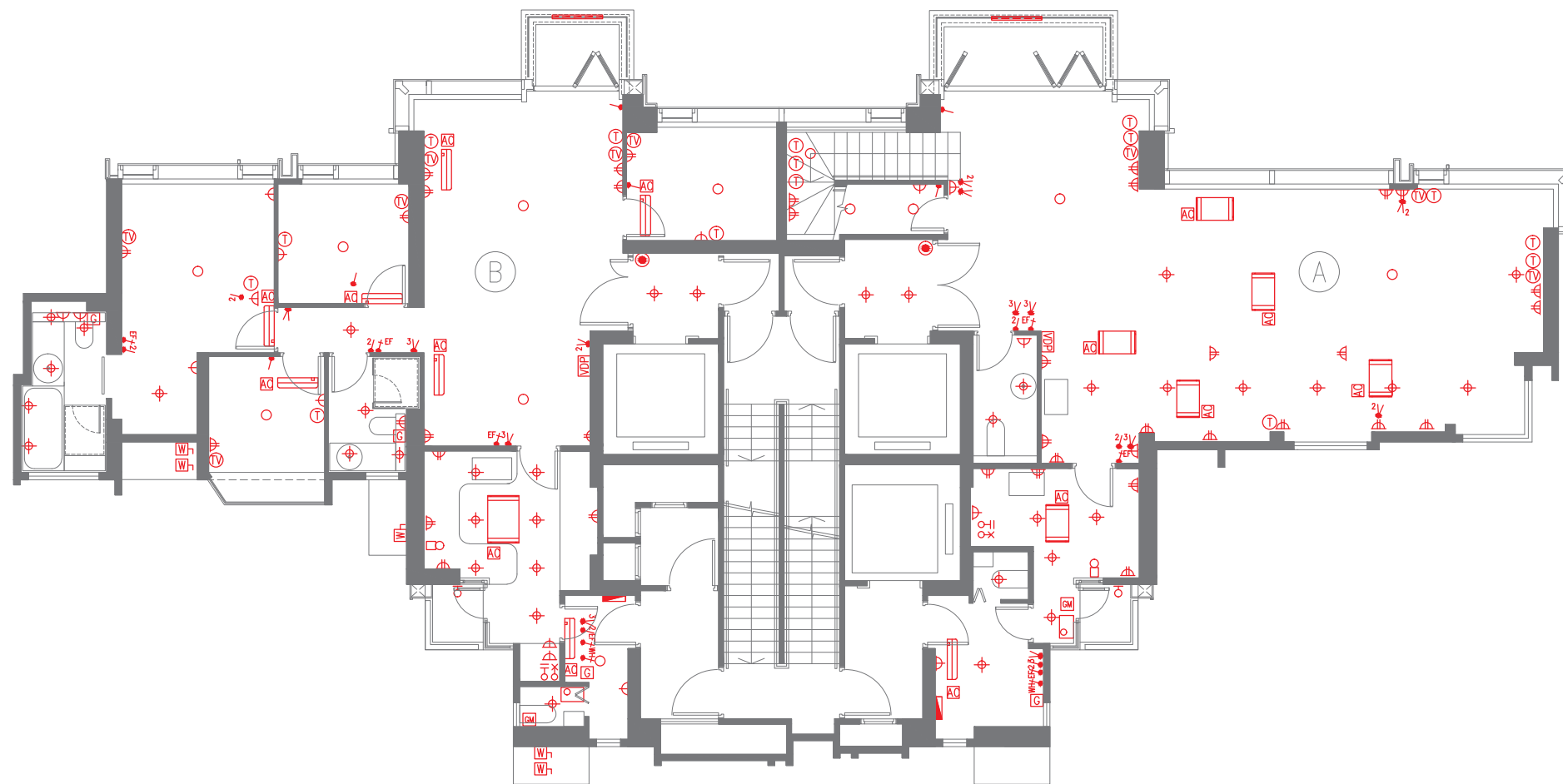
## 裝置、裝修物料及設備

TOWER 6 32/F  
第6座 32樓

Mechanical & Electrical Provisions Plan 機電裝置平面圖

### Legend 圖例

-  1-gang 1-way Lighting Switch 單位燈掣
-  2-gang 1-way Lighting Switch 雙位燈掣
-  3-gang 1-way Lighting Switch 三位燈掣
-  1-gang 2-way Lighting Switch 單位二路燈掣
-  2-gang 2-way Lighting Switch 雙位二路燈掣
-  3-gang 2-way Lighting Switch 三位二路燈掣
-  1-gang 1-way Watertight Lighting Switch 單位防水燈掣
-  Switch for Exhaust Fan 抽氣扇開關掣
-  Switch for Town Gas Water Heater 煤氣熱水爐開關掣
-  Switch for Indoor Air-Conditioner 室內空調機接線位
-  Isolator for Outdoor Air-Conditioner 室外空調機開關掣
-  Town Gas Water Heater Remote Controller 煤氣熱水爐溫度控制器
-  13A Single Socket Outlet 13A 單位電插座
-  13A Twin Socket Outlet 13A 雙位電插座
-  13A Single Watertight Socket Outlet 13A 單位防水電插座
-  TV/FM Outlet 電視及電台接收插座
-  Telephone Outlet 電話插座
-  Door Bell Push Button 門鈴按鈕
-  Door Bell 門鈴
-  Video Door Phone 視像對講機
-  M.C.B. Board 總電掣箱
-  Lamp Holder 燈位
-  Downlight 天花燈
-  Strip Light 燈帶
-  Wall Lamp 牆燈
-  Town Gas Water Heater 煤氣熱水爐
-  Town Gas Meter 煤氣錶
-  Indoor Air-Conditioner 室內空調機
-  Conceal Type Indoor Air-Conditioner 暗藏式室內空調機
-  Washing Machine Connection Point (Water Outlet) 洗衣機接駁點(去水位)
-  Washing Machine Connection Point (Water Inlet) 洗衣機接駁點(來水位)

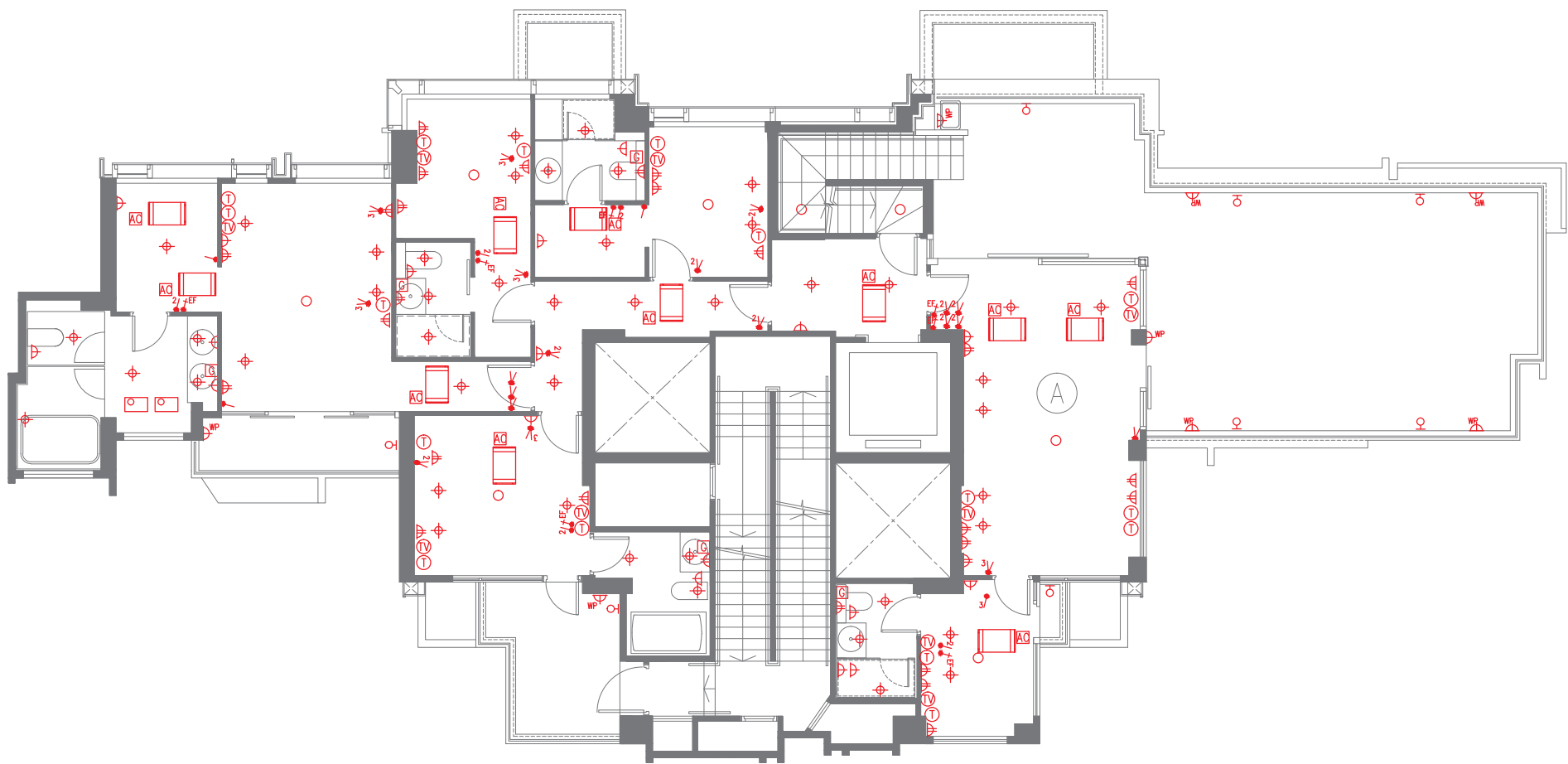


# Fittings, finishes and appliances

## 裝置、裝修物料及設備

TOWER 6 33/F  
第6座 33樓

Mechanical & Electrical Provisions Plan 機電裝置平面圖



### Legend 圖例

- 1-gang 1-way Lighting Switch 單位燈掣
- 2-gang 1-way Lighting Switch 雙位燈掣
- 3-gang 1-way Lighting Switch 三位燈掣
- 1-gang 2-way Lighting Switch 單位二路燈掣
- 2-gang 2-way Lighting Switch 雙位二路燈掣
- 3-gang 2-way Lighting Switch 三位二路燈掣
- 1-gang 1-way Watertight Lighting Switch 單位防水燈掣
- Switch for Exhaust Fan 抽氣扇開關掣
- Switch for Town Gas Water Heater 煤氣熱水爐開關掣
- Switch for Indoor Air-Conditioner 室內空調機接線位
- Isolator for Outdoor Air-Conditioner 室外空調機開關掣
- Town Gas Water Heater Remote Controller 煤氣熱水爐溫度控制器
- 13A Single Socket Outlet 13A 單位電插座
- 13A Twin Socket Outlet 13A 雙位電插座
- 13A Single Watertight Socket Outlet 13A 單位防水電插座
- TV/FM Outlet 電視及電台接收插座
- Telephone Outlet 電話插座
- Door Bell Push Button 門鈴按鈕
- Door Bell 門鈴
- Video Door Phone 視像對講機
- M.C.B. Board 總電掣箱
- Lamp Holder 燈位
- Downlight 天花燈
- Strip Light 燈帶
- Wall Lamp 牆燈
- Town Gas Water Heater 煤氣熱水爐
- Town Gas Meter 煤氣錶
- Indoor Air-Conditioner 室內空調機
- Conceal Type Indoor Air-Conditioner 暗藏式室內空調機
- Washing Machine Connection Point (Water Outlet) 洗衣機接駁點(去水位)
- Washing Machine Connection Point (Water Inlet) 洗衣機接駁點(來水位)

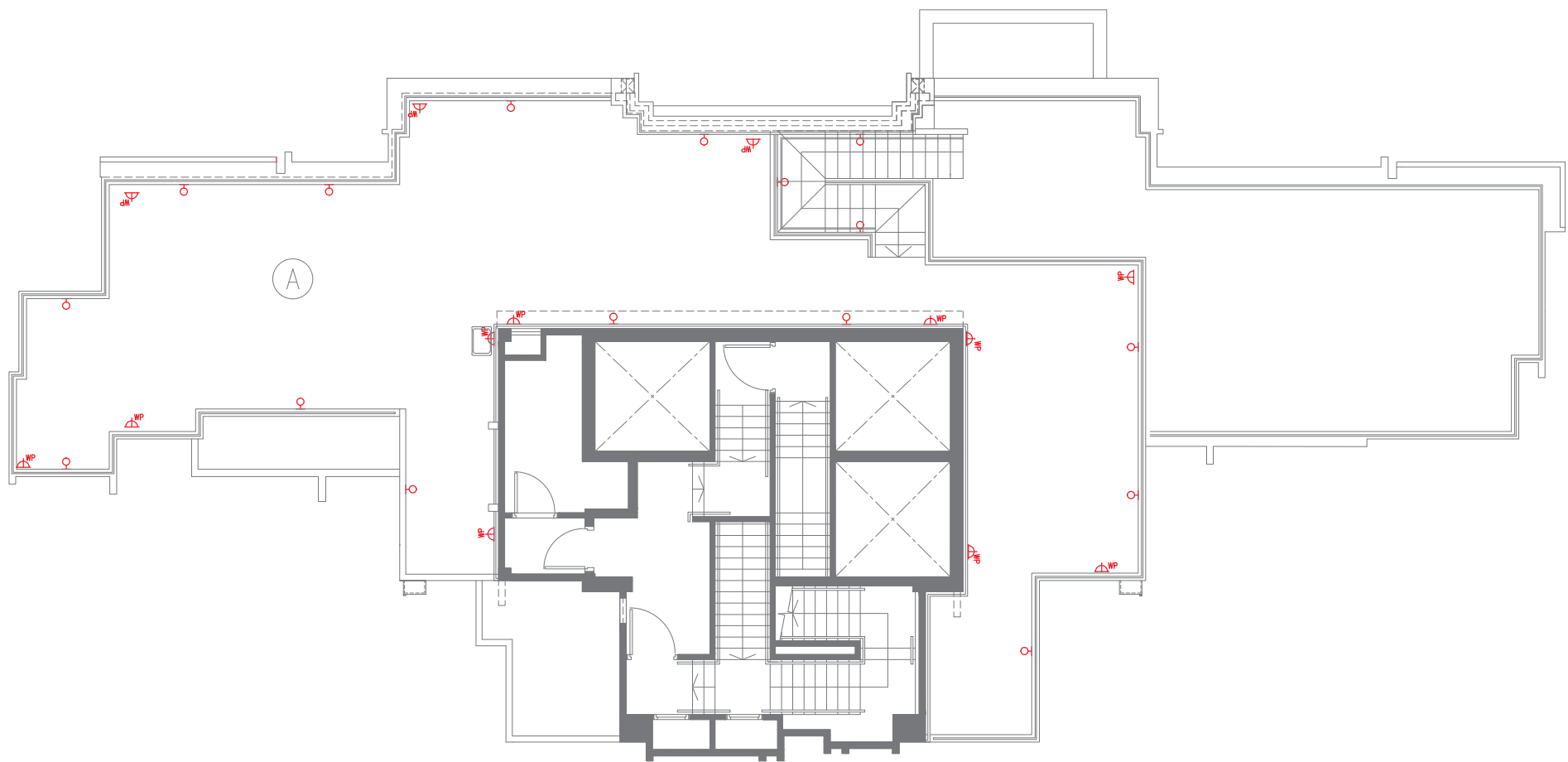
# Fittings, finishes and appliances

## 裝置、裝修物料及設備

TOWER 6  
第6座

Roof  
天台

Mechanical & Electrical Provisions Plan 機電裝置平面圖



### Legend 圖例

- 1-gang 1-way Lighting Switch 單位燈掣
- 2-gang 1-way Lighting Switch 雙位燈掣
- 3-gang 1-way Lighting Switch 三位燈掣
- 1-gang 2-way Lighting Switch 單位二路燈掣
- 2-gang 2-way Lighting Switch 雙位二路燈掣
- 3-gang 2-way Lighting Switch 三位二路燈掣
- WP 1-gang 1-way Watertight Lighting Switch 單位防水燈掣
- EF Switch for Exhaust Fan 抽氣扇開關掣
- WH Switch for Town Gas Water Heater 煤氣熱水爐開關掣
- AC Switch for Indoor Air-Conditioner 室內空調機接線位
- W Isolator for Outdoor Air-Conditioner 室外空調機開關掣
- G Town Gas Water Heater Remote Controller 煤氣熱水爐溫度控制器
- 13A Single Socket Outlet 13A 單位電插座
- 13A Twin Socket Outlet 13A 雙位電插座
- WP 13A Single Watertight Socket Outlet 13A 單位防水電插座
- TV/FM Outlet 電視及電台接收插座
- T Telephone Outlet 電話插座
- Door Bell Push Button 門鈴按鈕
- Door Bell 門鈴
- VDP Video Door Phone 視像對講機
- M.C.B. Board 總電掣箱
- Lamp Holder 燈位
- Downlight 天花燈
- Strip Light 燈帶
- Wall Lamp 牆燈
- o Town Gas Water Heater 煤氣熱水爐
- GM Town Gas Meter 煤氣錶
- Indoor Air-Conditioner 室內空調機
- Conceal Type Indoor Air-Conditioner 暗藏式室內空調機
- Washing Machine Connection Point (Water Outlet) 洗衣機接駁點(去水位)
- Washing Machine Connection Point (Water Inlet) 洗衣機接駁點(來水位)



Fittings, finishes and appliances

裝置、裝修物料及設備

Schedule of Mechanical & Electrical Provisions of Residential Properties 住宅物業機電裝置數量說明表

TOWER 1 第1座

Location 位置	Floor 樓層	3/F 3樓		5/F - 21/F 5樓至21樓		23/F - 31/F 23樓至31樓		32/F 32樓
	Unit 單位	A	B	A	B	A	B	B
Living Room & Dining Room 客廳及飯廳	TV/FM Outlet 電視及電台接收插座	2	2	2	2	2	2	2
	Telephone Outlet 電話插座	2	2	2	2	2	2	2
	13A Single Socket Outlet 13A單位電插座	-	-	-	-	-	-	-
	13A Twin Socket Outlet 13A雙位電插座	6	6	6	6	6	6	6
	Switch for Indoor Air-Conditioner 室內空調機接線位	2	2	2	2	3	3	3
Master Bedroom 主人睡房	TV/FM Outlet 電視及電台接收插座	1	1	1	1	1	1	1
	Telephone Outlet 電話插座	1	1	1	1	1	1	1
	13A Single Socket Outlet 13A單位電插座	3	3	3	3	2	2	2
	13A Twin Socket Outlet 13A雙位電插座	1	1	1	1	1	1	1
	Switch for Indoor Air-Conditioner 室內空調機接線位	1	1	1	1	1	1	1
Master Bathroom 主人房浴室	13A Single Socket Outlet 13A單位電插座	2	2	2	2	2	2	2
	13A Twin Socket Outlet 13A雙位電插座	-	-	-	-	-	-	-
Bedroom 1 睡房 1	TV/FM Outlet 電視及電台接收插座	1	1	1	1	1	1	1
	Telephone Outlet 電話插座	1	1	1	1	1	1	1
	13A Single Socket Outlet 13A單位電插座	1	1	1	1	1	1	1
	13A Twin Socket Outlet 13A雙位電插座	1	1	1	1	1	1	1
	Switch for Indoor Air-Conditioner 室內空調機接線位	1	1	1	1	1	1	1
Bedroom 2 睡房 2	TV/FM Outlet 電視及電台接收插座	1	1	1	1	1	1	1
	Telephone Outlet 電話插座	1	1	1	1	1	1	1
	13A Single Socket Outlet 13A單位電插座	1	1	1	1	2	2	2

Location 位置	Floor 樓層	3/F 3樓		5/F - 21/F 5樓至21樓		23/F - 31/F 23樓至31樓		32/F 32樓
	Unit 單位	A	B	A	B	A	B	B
Bedroom 2 睡房 2	13A Twin Socket Outlet 13A雙位電插座	1	1	1	1	1	1	1
	Switch for Indoor Air-Conditioner 室內空調機接線位	1	1	1	1	1	1	1
Bedroom 3 睡房 3	TV/FM Outlet 電視及電台接收插座	-	-	-	-	1	1	1
	Telephone Outlet 電話插座	-	-	-	-	1	1	1
	13A Single Socket Outlet 13A單位電插座	-	-	-	-	1	1	1
	13A Twin Socket Outlet 13A雙位電插座	-	-	-	-	1	1	1
	Switch for Indoor Air-Conditioner 室內空調機接線位	-	-	-	-	1	1	1
Bathroom 1 浴室 1	13A Twin Socket Outlet 13A雙位電插座	1	1	1	1	1	1	1
Bathroom 2 浴室 2	13A Twin Socket Outlet 13A雙位電插座	-	-	-	-	1	1	1
Store 儲物房	TV/FM Outlet 電視及電台接收插座	-	-	-	-	-	-	-
	Telephone Outlet 電話插座	-	-	-	-	-	-	-
	13A Single Socket Outlet 13A單位電插座	-	-	-	-	-	-	-
	13A Twin Socket Outlet 13A雙位電插座	-	-	-	-	-	-	-
	Switch for AC Unit 空調機接線位	-	-	-	-	-	-	-
Utility Room 工作室	13A Single Socket Outlet 13A單位電插座	-	-	-	-	-	-	-
Kitchen 廚房	13A Single Socket Outlet 13A單位電插座	4	4	4	4	4	4	4
	13A Twin Socket Outlet 13A雙位電插座	3	3	3	3	4	4	4
	Switch for Indoor Air-Conditioner 室內空調機接線位	1	1	1	1	1	1	1
Utility Room 工作室	13A Single Socket Outlet 13A單位電插座	1	1	1	1	1	1	1
	Switch for Indoor Air-Conditioner 室內空調機接線位	1	1	1	1	1	1	1
Flat Roof 平台	13A Single Watertight Socket Outlet 13A單位防水電插座	1	1	-	-	-	-	-

Note : 4/F, 13/F, 14/F and 24/F are omitted.  
備註：不設4樓、13樓、14樓及24樓。

Fittings, finishes and appliances

裝置、裝修物料及設備

Schedule of Mechanical & Electrical Provisions of Residential Properties 住宅物業機電裝置數量說明表

TOWER 1 第1座 (Duplex Unit 複式單位)

Location 位置	Floor 樓層	32/F & 33/F (Duplex Unit) 32樓和33樓 (複式單位)	Location 位置	Floor 樓層	32/F & 33/F (Duplex Unit) 32樓和33樓 (複式單位)	Location 位置	Floor 樓層	32/F & 33/F (Duplex Unit) 32樓和33樓 (複式單位)
	Unit 單位	A		Unit 單位	A		Unit 單位	A
Living Room & Dining Room 客廳及飯廳	TV/FM Outlet 電視及電台接收插座	2	Bedroom 2 睡房 2	TV/FM Outlet 電視及電台接收插座	1	Corridor 走廊	TV/FM Outlet 電視及電台接收插座	-
	Telephone Outlet 電話插座	2		Telephone Outlet 電話插座	1		Telephone Outlet 電話插座	-
	13A Single Socket Outlet 13A單位電插座	-		13A Single Socket Outlet 13A單位電插座	1		13A Single Socket Outlet 13A單位電插座	1
	13A Twin Socket Outlet 13A雙位電插座	7		13A Twin Socket Outlet 13A雙位電插座	1		13A Twin Socket Outlet 13A雙位電插座	-
	Switch for Indoor Air-Conditioner 室內空調機接線位	4		Switch for Indoor Air-Conditioner 室內空調機接線位	1		Switch for Indoor Air-Conditioner 室內空調機接線位	2
Master Bedroom 主人睡房	TV/FM Outlet 電視及電台接收插座	1	Bedroom 3 睡房 3	TV/FM Outlet 電視及電台接收插座	1	Store 儲物房	13A Single Socket Outlet 13A單位電插座	1
	Telephone Outlet 電話插座	1		Telephone Outlet 電話插座	1	Family Room 家庭廳	TV/FM Outlet 電視及電台接收插座	1
	13A Single Socket Outlet 13A單位電插座	4		13A Single Socket Outlet 13A單位電插座	1		Telephone Outlet 電話插座	1
	13A Twin Socket Outlet 13A雙位電插座	1		13A Twin Socket Outlet 13A雙位電插座	1		13A Single Socket Outlet 13A單位電插座	2
	Switch for Indoor Air-Conditioner 室內空調機接線位	4		Switch for Indoor Air-Conditioner 室內空調機接線位	1		13A Twin Socket Outlet 13A雙位電插座	4
Master Bathroom 主人房浴室	13A Single Socket Outlet 13A單位電插座	2	Bedroom 4 睡房 4	TV/FM Outlet 電視及電台接收插座	1		Switch for Indoor Air-Conditioner 室內空調機接線位	2
	13A Twin Socket Outlet 13A雙位電插座	-		Telephone Outlet 電話插座	1	Kitchen 廚房	13A Single Socket Outlet 13A單位電插座	3
Bedroom 1 睡房 1	TV/FM Outlet 電視及電台接收插座	1		13A Single Socket Outlet 13A單位電插座	1		13A Twin Socket Outlet 13A雙位電插座	5
	Telephone Outlet 電話插座	1		13A Twin Socket Outlet 13A雙位電插座	1		Switch for Indoor Air-Conditioner 室內空調機接線位	1
	13A Single Socket Outlet 13A單位電插座	2		Switch for Indoor Air-Conditioner 室內空調機接線位	2	Utility Room 工作室	13A Single Socket Outlet 13A單位電插座	1
	13A Twin Socket Outlet 13A雙位電插座	1	Bathroom 1 浴室 1	13A Twin Socket Outlet 13A雙位電插座	1		Switch for Indoor Air-Conditioner 室內空調機接線位	1
	Switch for Indoor Air-Conditioner 室內空調機接線位	1	Bathroom 2 浴室 2	13A Twin Socket Outlet 13A雙位電插座	1	Flat Roof 平台	13A Single Watertight Socket Outlet 13A單位防水電插座	5
			Bathroom 3 浴室 3	13A Twin Socket Outlet 13A雙位電插座	1	Roof 天台	13A Single Watertight Socket Outlet 13A單位防水電插座	6
			Lavatory 1 洗手間 1	13A Single Socket Outlet 13A單位電插座	1			
			Lavatory 3 洗手間 3	13A Single Socket Outlet 13A單位電插座	1			

Note : 4/F, 13/F, 14/F and 24/F are omitted.  
備註：不設4樓、13樓、14樓及24樓。

Fittings, finishes and appliances

裝置、裝修物料及設備

Schedule of Mechanical & Electrical Provisions of Residential Properties 住宅物業機電裝置數量說明表

TOWER 2 第2座

Location 位置	Floor 樓層	3/F 3樓		5/F - 21/F 5樓至21樓		23/F - 31/F 23樓至31樓		32/F 32樓
	Unit 單位	A	B	A	B	A	B	B
Living Room & Dining Room 客廳及飯廳	TV/FM Outlet 電視及電台接收插座	2	2	2	2	2	2	2
	Telephone Outlet 電話插座	2	2	2	2	2	2	2
	13A Single Socket Outlet 13A單位電插座	-	-	-	-	-	-	-
	13A Twin Socket Outlet 13A雙位電插座	6	6	6	6	6	6	6
	Switch for Indoor Air-Conditioner 室內空調機接線位	2	2	2	2	2	2	2
Master Bedroom 主人睡房	TV/FM Outlet 電視及電台接收插座	1	1	1	1	1	1	1
	Telephone Outlet 電話插座	1	1	1	1	1	1	1
	13A Single Socket Outlet 13A單位電插座	2	2	2	2	3	3	3
	13A Twin Socket Outlet 13A雙位電插座	1	1	1	1	1	1	1
	Switch for Indoor Air-Conditioner 室內空調機接線位	1	1	1	1	1	1	1
Master Bathroom 主人房浴室	13A Single Socket Outlet 13A單位電插座	2	2	2	2	2	2	2
	13A Twin Socket Outlet 13A雙位電插座	-	-	-	-	-	-	-
Bedroom 1 睡房 1	TV/FM Outlet 電視及電台接收插座	1	1	1	1	1	1	1
	Telephone Outlet 電話插座	1	1	1	1	1	1	1
	13A Single Socket Outlet 13A單位電插座	1	1	1	1	1	1	1
	13A Twin Socket Outlet 13A雙位電插座	1	1	1	1	1	1	1
	Switch for Indoor Air-Conditioner 室內空調機接線位	1	1	1	1	1	1	1
Bedroom 2 睡房 2	TV/FM Outlet 電視及電台接收插座	1	1	1	1	1	1	1
	Telephone Outlet 電話插座	1	1	1	1	1	1	1
	13A Single Socket Outlet 13A單位電插座	1	1	1	1	1	1	1
Bedroom 2 睡房 2	13A Twin Socket Outlet 13A雙位電插座	1	1	1	1	1	1	1
	Switch for Indoor Air-Conditioner 室內空調機接線位	1	1	1	1	1	1	1
	Switch for Indoor Air-Conditioner 室內空調機接線位	1	1	1	1	1	1	1
Bedroom 3 睡房 3	TV/FM Outlet 電視及電台接收插座	-	-	-	-	1	1	1
	Telephone Outlet 電話插座	-	-	-	-	1	1	1
	13A Single Socket Outlet 13A單位電插座	-	-	-	-	1	1	1
Bathroom 1 浴室 1	13A Twin Socket Outlet 13A雙位電插座	-	-	-	-	1	1	1
	Switch for Indoor Air-Conditioner 室內空調機接線位	-	-	-	-	1	1	1
	Switch for Indoor Air-Conditioner 室內空調機接線位	-	-	-	-	1	1	1
Bathroom 2 浴室 2	13A Twin Socket Outlet 13A雙位電插座	-	-	-	-	1	1	1
	Switch for Indoor Air-Conditioner 室內空調機接線位	-	-	-	-	1	1	1
	Switch for Indoor Air-Conditioner 室內空調機接線位	-	-	-	-	1	1	1
Store 儲物房	TV/FM Outlet 電視及電台接收插座	1	1	1	1	-	-	-
	Telephone Outlet 電話插座	1	1	1	1	-	-	-
	13A Single Socket Outlet 13A單位電插座	1	1	1	1	-	-	-
Kitchen 廚房	13A Twin Socket Outlet 13A雙位電插座	1	1	1	1	-	-	-
	Switch for AC Unit 空調機接線位	1	1	1	1	-	-	-
	Switch for AC Unit 空調機接線位	1	1	1	1	-	-	-
Utility Room 工作室	13A Single Socket Outlet 13A單位電插座	2	2	2	2	2	2	2
	13A Twin Socket Outlet 13A雙位電插座	4	4	4	4	4	4	4
	Switch for Indoor Air-Conditioner 室內空調機接線位	1	1	1	1	1	1	1
Flat Roof 平台	13A Single Socket Outlet 13A單位電插座	1	1	1	1	1	1	1
	Switch for Indoor Air-Conditioner 室內空調機接線位	1	1	1	1	1	1	1
	Switch for Indoor Air-Conditioner 室內空調機接線位	1	1	1	1	1	1	1
Flat Roof 平台	13A Single Watertight Socket Outlet 13A單位防水電插座	1	1	-	-	-	-	-
	Switch for Indoor Air-Conditioner 室內空調機接線位	1	1	-	-	-	-	-
	Switch for Indoor Air-Conditioner 室內空調機接線位	1	1	-	-	-	-	-

Note : 4/F, 13/F, 14/F and 24/F are omitted.  
備註：不設4樓、13樓、14樓及24樓。

Fittings, finishes and appliances

裝置、裝修物料及設備

Schedule of Mechanical & Electrical Provisions of Residential Properties 住宅物業機電裝置數量說明表

TOWER 2 第2座 (Duplex Unit 複式單位)

Location 位置	Floor 樓層	32/F & 33/F (Duplex Unit) 32樓和33樓 (複式單位)	Location 位置	Floor 樓層	32/F & 33/F (Duplex Unit) 32樓和33樓 (複式單位)	Location 位置	Floor 樓層	32/F & 33/F (Duplex Unit) 32樓和33樓 (複式單位)
	Unit 單位	A		Unit 單位	A		Unit 單位	A
Living Room & Dining Room 客廳及飯廳	TV/FM Outlet 電視及電台接收插座	2	Bedroom 2 睡房 2	TV/FM Outlet 電視及電台接收插座	1	Corridor 走廊	TV/FM Outlet 電視及電台接收插座	-
	Telephone Outlet 電話插座	2		Telephone Outlet 電話插座	1		Telephone Outlet 電話插座	-
	13A Single Socket Outlet 13A單位電插座	2		13A Single Socket Outlet 13A單位電插座	1		13A Single Socket Outlet 13A單位電插座	1
	13A Twin Socket Outlet 13A雙位電插座	8		13A Twin Socket Outlet 13A雙位電插座	1		13A Twin Socket Outlet 13A雙位電插座	-
	Switch for Indoor Air-Conditioner 室內空調機接線位	4		Switch for Indoor Air-Conditioner 室內空調機接線位	-		Switch for Indoor Air-Conditioner 室內空調機接線位	2
Master Bedroom 主人睡房	TV/FM Outlet 電視及電台接收插座	1	Bedroom 3 睡房 3	TV/FM Outlet 電視及電台接收插座	1	Store 儲物房	13A Single Socket Outlet 13A單位電插座	1
	Telephone Outlet 電話插座	1		Telephone Outlet 電話插座	1	Family Room 家庭廳	TV/FM Outlet 電視及電台接收插座	1
	13A Single Socket Outlet 13A單位電插座	4		13A Single Socket Outlet 13A單位電插座	1		Telephone Outlet 電話插座	1
	13A Twin Socket Outlet 13A雙位電插座	1		13A Twin Socket Outlet 13A雙位電插座	1		13A Single Socket Outlet 13A單位電插座	2
	Switch for Indoor Air-Conditioner 室內空調機接線位	5		Switch for Indoor Air-Conditioner 室內空調機接線位	1		13A Twin Socket Outlet 13A雙位電插座	4
Master Bathroom 主人房浴室	13A Single Socket Outlet 13A單位電插座	2	Bedroom 4 睡房 4	TV/FM Outlet 電視及電台接收插座	1		Switch for Indoor Air-Conditioner 室內空調機接線位	4
	13A Twin Socket Outlet 13A雙位電插座	-		Telephone Outlet 電話插座	1	Kitchen 廚房	13A Single Socket Outlet 13A單位電插座	-
Bedroom 1 睡房 1	TV/FM Outlet 電視及電台接收插座	1		13A Single Socket Outlet 13A單位電插座	1		13A Twin Socket Outlet 13A雙位電插座	4
	Telephone Outlet 電話插座	1		13A Twin Socket Outlet 13A雙位電插座	1		Switch for Indoor Air-Conditioner 室內空調機接線位	1
	13A Single Socket Outlet 13A單位電插座	2		Switch for Indoor Air-Conditioner 室內空調機接線位	1	Utility Room 工作室	13A Single Socket Outlet 13A單位電插座	1
	13A Twin Socket Outlet 13A雙位電插座	1	Bathroom 1 浴室 1	13A Twin Socket Outlet 13A雙位電插座	1		Switch for Indoor Air-Conditioner 室內空調機接線位	1
	Switch for Indoor Air-Conditioner 室內空調機接線位	1	Bathroom 2 浴室 2	13A Twin Socket Outlet 13A雙位電插座	1	Flat Roof 平台	13A Single Watertight Socket Outlet 13A單位防水電插座	2
			Bathroom 3 浴室 3	13A Twin Socket Outlet 13A雙位電插座	1	Roof 天台	13A Single Watertight Socket Outlet 13A單位防水電插座	6
			Bathroom 4 浴室 4	13A Twin Socket Outlet 13A雙位電插座	1			
			Lavatory 3 洗手間 3	13A Single Socket Outlet 13A單位電插座	1			

Note : 4/F, 13/F, 14/F and 24/F are omitted.  
備註：不設4樓、13樓、14樓及24樓。



Fittings, finishes and appliances

裝置、裝修物料及設備

Schedule of Mechanical & Electrical Provisions of Residential Properties 住宅物業機電裝置數量說明表

TOWER 3 第3座

Location 位置	Floor 樓層	5/F 5樓		6/F 6樓				7/F - 27/F 7樓至27樓				28/F - 33/F 28樓至33樓			
	Unit 單位	A	B	A	B	C	D	A	B	C	D	A	B	C	D
Living Room & Dining Room 客廳及飯廳	TV/FM Outlet 電視及電台接收插座	2	2	2	2	2	2	2	2	2	2	2	2	2	2
	Telephone Outlet 電話插座	2	2	2	2	2	2	2	2	2	2	2	2	2	2
	13A Single Socket Outlet 13A單位電插座	-	-	-	-	-	-	-	-	-	-	-	-	-	-
	13A Twin Socket Outlet 13A雙位電插座	4	4	4	4	3	3	4	4	3	3	4	4	3	3
	Switch for Indoor Air-Conditioner 室內空調機接線位	2	2	2	2	2	2	2	2	2	2	2	2	2	2
Master Bedroom 主人睡房	TV/FM Outlet 電視及電台接收插座	1	1	1	1	1	-	1	1	1	-	1	1	1	-
	Telephone Outlet 電話插座	1	1	1	1	1	-	1	1	1	-	1	1	1	-
	13A Single Socket Outlet 13A單位電插座	2	2	2	2	2	-	2	2	2	-	2	2	2	-
	13A Twin Socket Outlet 13A雙位電插座	1	1	1	1	1	-	1	1	1	-	1	1	1	-
	Switch for Indoor Air-Conditioner 室內空調機接線位	1	1	1	1	1	-	1	1	1	-	1	1	1	-
Master Bathroom 主人房浴室	13A Single Socket Outlet 13A單位電插座	2	-	2	-	-	-	2	-	-	-	2	-	-	-
	13A Twin Socket Outlet 13A雙位電插座	-	1	-	1	1	-	-	1	1	-	-	1	1	-
Bedroom 1 睡房 1	TV/FM Outlet 電視及電台接收插座	1	1	1	1	-	1	1	1	-	1	1	1	1	1
	Telephone Outlet 電話插座	1	1	1	1	-	1	1	1	-	1	1	1	1	1
	13A Single Socket Outlet 13A單位電插座	1	1	1	1	-	2	1	1	-	2	1	1	1	2
	13A Twin Socket Outlet 13A雙位電插座	1	1	1	1	-	1	1	1	-	1	1	1	1	1
	Switch for Indoor Air-Conditioner 室內空調機接線位	1	1	1	1	-	1	1	1	-	1	1	1	1	1
Bedroom 2 睡房 2	TV/FM Outlet 電視及電台接收插座	1	-	1	-	-	-	1	-	-	-	1	-	-	1
	Telephone Outlet 電話插座	1	-	1	-	-	-	1	-	-	-	1	-	-	1
	13A Single Socket Outlet 13A單位電插座	1	-	1	-	-	-	1	-	-	-	1	-	-	1

Location 位置	Floor 樓層	5/F 5樓		6/F 6樓				7/F - 27/F 7樓至27樓				28/F - 33/F 28樓至33樓			
	Unit 單位	A	B	A	B	C	D	A	B	C	D	A	B	C	D
Bedroom 2 睡房 2	13A Twin Socket Outlet 13A雙位電插座	1	-	1	-	-	-	1	-	-	-	1	-	-	1
	Switch for Indoor Air-Conditioner 室內空調機接線位	1	-	1	-	-	-	1	-	-	-	1	-	-	1
Bedroom 3 睡房 3	TV/FM Outlet 電視及電台接收插座	-	-	-	-	-	-	-	-	-	-	-	-	-	-
	Telephone Outlet 電話插座	-	-	-	-	-	-	-	-	-	-	-	-	-	-
	13A Single Socket Outlet 13A單位電插座	-	-	-	-	-	-	-	-	-	-	-	-	-	-
	13A Twin Socket Outlet 13A雙位電插座	-	-	-	-	-	-	-	-	-	-	-	-	-	-
	Switch for Indoor Air-Conditioner 室內空調機接線位	-	-	-	-	-	-	-	-	-	-	-	-	-	-
Bathroom 1 浴室 1	13A Twin Socket Outlet 13A雙位電插座	1	1	1	1	1	1	1	1	1	1	1	1	1	1
Bathroom 2 浴室 2	13A Twin Socket Outlet 13A雙位電插座	-	-	-	-	-	-	-	-	-	-	-	-	-	-
Store 儲物房	TV/FM Outlet 電視及電台接收插座	-	-	-	-	1	1	-	-	1	1	-	-	-	-
	Telephone Outlet 電話插座	-	-	-	-	1	1	-	-	1	1	-	-	-	-
	13A Single Socket Outlet 13A單位電插座	-	-	-	-	1	1	-	-	1	1	-	-	-	-
	13A Twin Socket Outlet 13A雙位電插座	-	-	-	-	1	1	-	-	1	1	-	-	-	-
	Switch for AC Unit 空調機接線位	-	-	-	-	1	1	-	-	1	1	-	-	-	-
Kitchen 廚房	13A Single Socket Outlet 13A單位電插座	4	4	4	4	4	2	4	4	4	2	4	4	4	2
	13A Twin Socket Outlet 13A雙位電插座	3	3	3	3	3	3	3	3	3	3	3	3	3	3
	Switch for Indoor Air-Conditioner 室內空調機接線位	-	-	-	-	-	-	-	-	-	-	-	-	-	-
Utility Room 工作室	13A Single Socket Outlet 13A單位電插座	1	-	1	-	1	-	1	-	1	-	1	-	1	-
	Switch for Indoor Air-Conditioner 室內空調機接線位	1	-	1	-	1	-	1	-	1	-	1	-	1	-
Flat Roof 平台	13A Single Watertight Socket Outlet 13A單位防水電插座	-	-	-	-	1	1	-	-	-	-	-	-	-	-

Note : 4/F, 13/F, 14/F, 24/F and 34/F are omitted.  
備註：不設4樓、13樓、14樓、24樓及34樓。

Fittings, finishes and appliances

裝置、裝修物料及設備

Schedule of Mechanical & Electrical Provisions of Residential Properties 住宅物業機電裝置數量說明表

TOWER 3 第3座

Location 位置	Floor 樓層	35/F 35樓		Location 位置	Floor 樓層	35/F 35樓		Location 位置	Floor 樓層	35/F 35樓	
	Unit 單位	A	B		Unit 單位	A	B		Unit 單位	A	B
Living Room & Dining Room 客廳及飯廳	TV/FM Outlet 電視及電台接收插座	2	2	Bedroom 2 睡房 2	TV/FM Outlet 電視及電台接收插座	1	1	Corridor 走廊	TV/FM Outlet 電視及電台接收插座	-	-
	Telephone Outlet 電話插座	2	2		Telephone Outlet 電話插座	1	1		Telephone Outlet 電話插座	-	-
	13A Single Socket Outlet 13A單位電插座	-	-		13A Single Socket Outlet 13A單位電插座	1	1		13A Single Socket Outlet 13A單位電插座	-	-
	13A Twin Socket Outlet 13A雙位電插座	8	6		13A Twin Socket Outlet 13A雙位電插座	1	1		13A Twin Socket Outlet 13A雙位電插座	-	-
	Switch for Indoor Air-Conditioner 室內空調機接線位	3	3		Switch for Indoor Air-Conditioner 室內空調機接線位	1	1		Switch for Indoor Air-Conditioner 室內空調機接線位	-	-
Master Bedroom 主人睡房	TV/FM Outlet 電視及電台接收插座	1	1	Bedroom 3 睡房 3	TV/FM Outlet 電視及電台接收插座	1	1	Store 儲物房	13A Single Socket Outlet 13A單位電插座	1	-
	Telephone Outlet 電話插座	1	1		Telephone Outlet 電話插座	1	1	Family Room 家庭廳	TV/FM Outlet 電視及電台接收插座	-	-
	13A Single Socket Outlet 13A單位電插座	3	2		13A Single Socket Outlet 13A單位電插座	1	2		Telephone Outlet 電話插座	-	-
	13A Twin Socket Outlet 13A雙位電插座	1	1		13A Twin Socket Outlet 13A雙位電插座	1	1		13A Single Socket Outlet 13A單位電插座	-	-
	Switch for Indoor Air-Conditioner 室內空調機接線位	2	1		Switch for Indoor Air-Conditioner 室內空調機接線位	1	1		13A Twin Socket Outlet 13A雙位電插座	-	-
Master Bathroom 主人房浴室	13A Single Socket Outlet 13A單位電插座	-	-	Bedroom 4 睡房 4	TV/FM Outlet 電視及電台接收插座	-	-		Switch for Indoor Air-Conditioner 室內空調機接線位	-	-
	13A Twin Socket Outlet 13A雙位電插座	1	1		Telephone Outlet 電話插座	-	-	Kitchen 廚房	13A Single Socket Outlet 13A單位電插座	4	4
Bedroom 1 睡房 1	TV/FM Outlet 電視及電台接收插座	1	1		13A Single Socket Outlet 13A單位電插座	-	-		13A Twin Socket Outlet 13A雙位電插座	3	3
	Telephone Outlet 電話插座	1	1		13A Twin Socket Outlet 13A雙位電插座	-	-		Switch for Indoor Air-Conditioner 室內空調機接線位	-	-
	13A Single Socket Outlet 13A單位電插座	2	1		Switch for Indoor Air-Conditioner 室內空調機接線位	-	-	Utility Room 工作室	13A Single Socket Outlet 13A單位電插座	1	1
	13A Twin Socket Outlet 13A雙位電插座	1	1	Bathroom 1 浴室 1	13A Twin Socket Outlet 13A雙位電插座	1	1		Switch for Indoor Air-Conditioner 室內空調機接線位	1	1
	Switch for Indoor Air-Conditioner 室內空調機接線位	1	1	Bathroom 2 浴室 2	13A Twin Socket Outlet 13A雙位電插座	1	-	Flat Roof 平台	13A Single Watertight Socket Outlet 13A單位防水電插座	1	-
				Bathroom 3 浴室 3	13A Twin Socket Outlet 13A雙位電插座	-	-	Roof 天台	13A Single Watertight Socket Outlet 13A單位防水電插座	5	-
				Bathroom 4 浴室 4	13A Twin Socket Outlet 13A雙位電插座	-	-				

Note : 4/F, 13/F, 14/F, 24/F and 34/F are omitted.  
備註：不設4樓、13樓、14樓、24樓及34樓。

Fittings, finishes and appliances

裝置、裝修物料及設備

Schedule of Mechanical & Electrical Provisions of Residential Properties 住宅物業機電裝置數量說明表

TOWER 5 第5座

Location 位置	Floor 樓層	5/F 5樓		6/F 6樓				7/F - 27/F 7樓至27樓				28/F - 33/F 28樓至33樓			
	Unit 單位	A	B	A	B	C	D	A	B	C	D	A	B	C	D
Living Room & Dining Room 客廳及飯廳	TV/FM Outlet 電視及電台接收插座	2	2	2	2	2	2	2	2	2	2	2	2	2	2
	Telephone Outlet 電話插座	2	2	2	2	2	2	2	2	2	2	2	2	2	2
	13A Single Socket Outlet 13A單位電插座	-	-	-	-	-	-	-	-	-	-	-	-	-	-
	13A Twin Socket Outlet 13A雙位電插座	4	4	4	4	3	3	4	4	3	3	4	4	3	3
	Switch for Indoor Air-Conditioner 室內空調機接線位	2	2	2	2	2	2	2	2	2	2	2	2	2	2
Master Bedroom 主人睡房	TV/FM Outlet 電視及電台接收插座	1	1	1	1	1	-	1	1	1	-	1	1	1	-
	Telephone Outlet 電話插座	1	1	1	1	1	-	1	1	1	-	1	1	1	-
	13A Single Socket Outlet 13A單位電插座	2	2	2	2	2	-	2	2	2	-	2	2	2	-
	13A Twin Socket Outlet 13A雙位電插座	1	1	1	1	1	-	1	1	1	-	1	1	1	-
	Switch for Indoor Air-Conditioner 室內空調機接線位	1	1	1	1	1	-	1	1	1	-	1	1	1	-
Master Bathroom 主人房浴室	13A Single Socket Outlet 13A單位電插座	2	2	2	2	-	-	2	2	-	-	2	2	-	-
	13A Twin Socket Outlet 13A雙位電插座	-	-	-	-	1	-	-	-	1	-	-	-	1	-
Bedroom 1 睡房 1	TV/FM Outlet 電視及電台接收插座	1	1	1	1	-	1	1	1	-	1	1	1	1	1
	Telephone Outlet 電話插座	1	1	1	1	-	1	1	1	-	1	1	1	1	1
	13A Single Socket Outlet 13A單位電插座	1	1	1	1	-	2	1	1	-	2	1	1	1	2
	13A Twin Socket Outlet 13A雙位電插座	1	1	1	1	-	1	1	1	-	1	1	1	1	1
	Switch for Indoor Air-Conditioner 室內空調機接線位	1	1	1	1	-	1	1	1	-	1	1	1	1	1
Bedroom 2 睡房 2	TV/FM Outlet 電視及電台接收插座	1	1	1	1	-	-	1	1	-	-	1	1	-	1
	Telephone Outlet 電話插座	1	1	1	1	-	-	1	1	-	-	1	1	-	1
	13A Single Socket Outlet 13A單位電插座	1	1	1	1	-	-	1	1	-	-	1	1	-	1

Location 位置	Floor 樓層	5/F 5樓		6/F 6樓				7/F - 27/F 7樓至27樓				28/F - 33/F 28樓至33樓			
	Unit 單位	A	B	A	B	C	D	A	B	C	D	A	B	C	D
Bedroom 2 睡房 2	13A Twin Socket Outlet 13A雙位電插座	1	1	1	1	-	-	1	1	-	-	1	1	-	1
	Switch for Indoor Air-Conditioner 室內空調機接線位	1	1	1	1	-	-	1	1	-	-	1	1	-	1
Bedroom 3 睡房 3	TV/FM Outlet 電視及電台接收插座	-	-	-	-	-	-	-	-	-	-	-	-	-	-
	Telephone Outlet 電話插座	-	-	-	-	-	-	-	-	-	-	-	-	-	-
	13A Single Socket Outlet 13A單位電插座	-	-	-	-	-	-	-	-	-	-	-	-	-	-
	13A Twin Socket Outlet 13A雙位電插座	-	-	-	-	-	-	-	-	-	-	-	-	-	-
Bathroom 1 浴室 1	Switch for Indoor Air-Conditioner 室內空調機接線位	-	-	-	-	-	-	-	-	-	-	-	-	-	-
	13A Twin Socket Outlet 13A雙位電插座	1	1	1	1	1	1	1	1	1	1	1	1	1	1
Store 儲物房	TV/FM Outlet 電視及電台接收插座	-	-	-	-	1	1	-	-	1	1	-	-	-	-
	Telephone Outlet 電話插座	-	-	-	-	1	1	-	-	1	1	-	-	-	-
	13A Single Socket Outlet 13A單位電插座	-	-	-	-	1	1	-	-	1	1	-	-	-	-
	13A Twin Socket Outlet 13A雙位電插座	-	-	-	-	1	1	-	-	1	1	-	-	-	-
Kitchen 廚房	Switch for AC Unit 空調機接線位	-	-	-	-	1	1	-	-	1	1	-	-	-	-
	13A Single Socket Outlet 13A單位電插座	4	4	4	4	4	2	4	4	4	2	4	4	4	2
	13A Twin Socket Outlet 13A雙位電插座	3	3	3	3	3	3	3	3	3	3	3	3	3	3
	Switch for Indoor Air-Conditioner 室內空調機接線位	-	-	-	-	-	-	-	-	-	-	-	-	-	-
Utility Room 工作室	13A Single Socket Outlet 13A單位電插座	1	1	1	1	1	-	1	1	1	-	1	1	1	-
	Switch for Indoor Air-Conditioner 室內空調機接線位	1	1	1	1	1	-	1	1	1	-	1	1	1	-
Flat Roof 平台	13A Single Watertight Socket Outlet 13A單位防水電插座	-	-	-	-	1	1	-	-	-	-	-	-	-	-

Note : 4/F, 13/F, 14/F, 24/F and 34/F are omitted.  
備註：不設4樓、13樓、14樓、24樓及34樓。

Fittings, finishes and appliances

裝置、裝修物料及設備

Schedule of Mechanical & Electrical Provisions of Residential Properties 住宅物業機電裝置數量說明表

TOWER 5 第5座

Location 位置	Floor 樓層	35/F 35樓		Location 位置	Floor 樓層	35/F 35樓		Location 位置	Floor 樓層	35/F 35樓	
	Unit 單位	A	B		Unit 單位	A	B		Unit 單位	A	B
Living Room & Dining Room 客廳及飯廳	TV/FM Outlet 電視及電台接收插座	2	2	Bedroom 2 睡房 2	TV/FM Outlet 電視及電台接收插座	1	1	Corridor 走廊	TV/FM Outlet 電視及電台接收插座	-	-
	Telephone Outlet 電話插座	2	2		Telephone Outlet 電話插座	1	1		Telephone Outlet 電話插座	-	-
	13A Single Socket Outlet 13A單位電插座	-	-		13A Single Socket Outlet 13A單位電插座	1	1		13A Single Socket Outlet 13A單位電插座	-	-
	13A Twin Socket Outlet 13A雙位電插座	7	6		13A Twin Socket Outlet 13A雙位電插座	1	1		13A Twin Socket Outlet 13A雙位電插座	-	-
	Switch for Indoor Air-Conditioner 室內空調機接線位	3	3		Switch for Indoor Air-Conditioner 室內空調機接線位	1	1		Switch for Indoor Air-Conditioner 室內空調機接線位	-	-
Master Bedroom 主人睡房	TV/FM Outlet 電視及電台接收插座	1	1	Bedroom 3 睡房 3	TV/FM Outlet 電視及電台接收插座	1	1	Store 儲物房	13A Single Socket Outlet 13A單位電插座	1	-
	Telephone Outlet 電話插座	1	1		Telephone Outlet 電話插座	1	1	Family Room 家庭廳	TV/FM Outlet 電視及電台接收插座	-	-
	13A Single Socket Outlet 13A單位電插座	3	2		13A Single Socket Outlet 13A單位電插座	1	2		Telephone Outlet 電話插座	-	-
	13A Twin Socket Outlet 13A雙位電插座	1	1		13A Twin Socket Outlet 13A雙位電插座	1	1		13A Single Socket Outlet 13A單位電插座	-	-
	Switch for Indoor Air-Conditioner 室內空調機接線位	3	1		Switch for Indoor Air-Conditioner 室內空調機接線位	1	1		13A Twin Socket Outlet 13A雙位電插座	-	-
Master Bathroom 主人房浴室	13A Single Socket Outlet 13A單位電插座	-	-	Bedroom 4 睡房 4	TV/FM Outlet 電視及電台接收插座	-	-		Switch for Indoor Air-Conditioner 室內空調機接線位	-	-
	13A Twin Socket Outlet 13A雙位電插座	1	1		Telephone Outlet 電話插座	-	-	Kitchen 廚房	13A Single Socket Outlet 13A單位電插座	4	4
Bedroom 1 睡房 1	TV/FM Outlet 電視及電台接收插座	1	1		13A Single Socket Outlet 13A單位電插座	-	-		13A Twin Socket Outlet 13A雙位電插座	4	3
	Telephone Outlet 電話插座	1	1		13A Twin Socket Outlet 13A雙位電插座	-	-		Switch for Indoor Air-Conditioner 室內空調機接線位	-	-
	13A Single Socket Outlet 13A單位電插座	2	1		Switch for Indoor Air-Conditioner 室內空調機接線位	-	-	Utility Room 工作室	13A Single Socket Outlet 13A單位電插座	1	1
	13A Twin Socket Outlet 13A雙位電插座	1	1	Bathroom 1 浴室 1	13A Single Socket Outlet 13A單位電插座	-	-		Switch for Indoor Air-Conditioner 室內空調機接線位	1	1
	Switch for Indoor Air-Conditioner 室內空調機接線位	1	1		13A Twin Socket Outlet 13A雙位電插座	1	1	Flat Roof 平台	13A Single Watertight Socket Outlet 13A單位防水電插座	1	-
				Bathroom 2 浴室 2	13A Twin Socket Outlet 13A雙位電插座	1	-	Roof 天台	13A Single Watertight Socket Outlet 13A單位防水電插座	5	-
				Bathroom 3 浴室 3	13A Twin Socket Outlet 13A雙位電插座	-	-				
				Bathroom 4 浴室 4	13A Twin Socket Outlet 13A雙位電插座	-	-				

Note : 4/F, 13/F, 14/F, 24/F and 34/F are omitted.  
備註：不設4樓、13樓、14樓、24樓及34樓。



Fittings, finishes and appliances

裝置、裝修物料及設備

Schedule of Mechanical & Electrical Provisions of Residential Properties 住宅物業機電裝置數量說明表

TOWER 6 第6座

Location 位置	Floor 樓層	3/F 3樓		5/F 5樓		6/F - 31/F 6樓至31樓		32/F 32樓
	Unit 單位	A	B	A	B	A	B	B
Living Room & Dining Room 客廳及飯廳	TV/FM Outlet 電視及電台接收插座	2	2	2	2	2	2	2
	Telephone Outlet 電話插座	2	2	2	2	2	2	2
	13A Single Socket Outlet 13A單位電插座	-	-	-	-	-	-	-
	13A Twin Socket Outlet 13A雙位電插座	6	6	6	6	6	6	6
	Switch for Indoor Air-Conditioner 室內空調機接線位	2	2	2	2	2	2	2
Master Bedroom 主人睡房	TV/FM Outlet 電視及電台接收插座	1	1	1	1	1	1	1
	Telephone Outlet 電話插座	1	1	1	1	1	1	1
	13A Single Socket Outlet 13A單位電插座	3	3	3	3	3	3	3
	13A Twin Socket Outlet 13A雙位電插座	1	1	1	1	1	1	1
	Switch for Indoor Air-Conditioner 室內空調機接線位	1	1	1	1	1	1	1
Master Bathroom 主人房浴室	13A Single Socket Outlet 13A單位電插座	2	2	2	2	2	2	2
	13A Twin Socket Outlet 13A雙位電插座	-	-	-	-	-	-	-
Bedroom 1 睡房 1	TV/FM Outlet 電視及電台接收插座	1	1	1	1	1	1	1
	Telephone Outlet 電話插座	1	1	1	1	1	1	1
	13A Single Socket Outlet 13A單位電插座	1	1	1	1	1	1	1
	13A Twin Socket Outlet 13A雙位電插座	1	1	1	1	1	1	1
	Switch for Indoor Air-Conditioner 室內空調機接線位	1	1	1	1	1	1	1
Bedroom 2 睡房 2	TV/FM Outlet 電視及電台接收插座	1	1	1	1	1	1	1
	Telephone Outlet 電話插座	1	1	1	1	1	1	1
	13A Single Socket Outlet 13A單位電插座	1	1	1	1	1	1	1
Bedroom 2 睡房 2	13A Twin Socket Outlet 13A雙位電插座	1	1	1	1	1	1	1
	Switch for Indoor Air-Conditioner 室內空調機接線位	1	1	1	1	1	1	1
Bedroom 3 睡房 3	TV/FM Outlet 電視及電台接收插座	1	-	1	-	1	1	1
	Telephone Outlet 電話插座	1	-	1	-	1	1	1
Bedroom 3 睡房 3	13A Single Socket Outlet 13A單位電插座	1	-	1	-	1	1	1
	13A Twin Socket Outlet 13A雙位電插座	1	-	1	-	1	1	1
Bedroom 3 睡房 3	Switch for Indoor Air-Conditioner 室內空調機接線位	1	-	1	-	1	1	1
	13A Single Socket Outlet 13A單位電插座	1	-	1	-	1	1	1
Bathroom 1 浴室 1	13A Twin Socket Outlet 13A雙位電插座	1	1	1	1	1	1	1
Bathroom 2 浴室 2	13A Twin Socket Outlet 13A雙位電插座	-	-	-	-	-	-	-
Store 儲物房	TV/FM Outlet 電視及電台接收插座	-	1	-	1	-	-	-
	Telephone Outlet 電話插座	-	1	-	1	-	-	-
	13A Single Socket Outlet 13A單位電插座	-	1	-	1	-	-	-
	13A Twin Socket Outlet 13A雙位電插座	-	1	-	1	-	-	-
	Switch for AC Unit 空調機接線位	-	1	-	1	-	-	-
Kitchen 廚房	13A Single Socket Outlet 13A單位電插座	2	2	2	2	2	2	2
	13A Twin Socket Outlet 13A雙位電插座	4	4	4	4	4	4	4
	Switch for Indoor Air-Conditioner 室內空調機接線位	1	1	1	1	1	1	1
Utility Room 工作室	13A Single Socket Outlet 13A單位電插座	1	1	1	1	1	1	1
	Switch for Indoor Air-Conditioner 室內空調機接線位	1	1	1	1	1	1	1
Flat Roof 平台	13A Single Watertight Socket Outlet 13A單位防水電插座	2	2	-	-	-	-	-

Note : 4/F, 13/F, 14/F and 24/F are omitted.  
備註：不設4樓、13樓、14樓及24樓。

Fittings, finishes and appliances

裝置、裝修物料及設備

Schedule of Mechanical & Electrical Provisions of Residential Properties 住宅物業機電裝置數量說明表

TOWER 6 第6座 (Duplex Unit 複式單位)

Location 位置	Floor 樓層	32/F & 33/F (Duplex Unit) 32樓和33樓 (複式單位)	Location 位置	Floor 樓層	32/F & 33/F (Duplex Unit) 32樓和33樓 (複式單位)	Location 位置	Floor 樓層	32/F & 33/F (Duplex Unit) 32樓和33樓 (複式單位)
	Unit 單位	A		Unit 單位	A		Unit 單位	A
Living Room & Dining Room 客廳及飯廳	TV/FM Outlet 電視及電台接收插座	3	Bedroom 2 睡房 2	13A Twin Socket Outlet 13A雙位電插座	3	Lavatory 2 洗手間 2	13A Single Socket Outlet 13A單位電插座	1
	Telephone Outlet 電話插座	9		Switch for Indoor Air-Conditioner 室內空調機接線位	1	Corridor 走廊	TV/FM Outlet 電視及電台接收插座	-
	13A Single Socket Outlet 13A單位電插座	2	Bedroom 3 睡房 3	TV/FM Outlet 電視及電台接收插座	2		Telephone Outlet 電話插座	-
	13A Twin Socket Outlet 13A雙位電插座	18		Telephone Outlet 電話插座	3		13A Single Socket Outlet 13A單位電插座	2
	Switch for Indoor Air-Conditioner 室內空調機接線位	5		13A Single Socket Outlet 13A單位電插座	1		13A Twin Socket Outlet 13A雙位電插座	-
Master Bedroom 主人睡房	TV/FM Outlet 電視及電台接收插座	1		13A Twin Socket Outlet 13A雙位電插座	3		Switch for Indoor Air-Conditioner 室內空調機接線位	2
	Telephone Outlet 電話插座	3	Bedroom 4 睡房 4	Switch for Indoor Air-Conditioner 室內空調機接線位	1	Store 儲物房	13A Single Socket Outlet 13A單位電插座	1
	13A Single Socket Outlet 13A單位電插座	2		TV/FM Outlet 電視及電台接收插座	2	Family Room 家庭廳	TV/FM Outlet 電視及電台接收插座	2
	13A Twin Socket Outlet 13A雙位電插座	4		Telephone Outlet 電話插座	2		Telephone Outlet 電話插座	4
	Switch for Indoor Air-Conditioner 室內空調機接線位	3		13A Single Socket Outlet 13A單位電插座	1		13A Single Socket Outlet 13A單位電插座	1
Master Bathroom 主人房浴室	13A Single Socket Outlet 13A單位電插座	3		13A Twin Socket Outlet 13A雙位電插座	3		13A Twin Socket Outlet 13A雙位電插座	7
	13A Twin Socket Outlet 13A雙位電插座	-	Bathroom 1 浴室 1	Switch for Indoor Air-Conditioner 室內空調機接線位	1		Switch for Indoor Air-Conditioner 室內空調機接線位	2
Bedroom 1 睡房 1	TV/FM Outlet 電視及電台接收插座	1		13A Single Socket Outlet 13A單位電插座	1	Kitchen 廚房	13A Single Socket Outlet 13A單位電插座	1
	Telephone Outlet 電話插座	2	Bathroom 2 浴室 2	13A Twin Socket Outlet 13A雙位電插座	1		13A Twin Socket Outlet 13A雙位電插座	4
	13A Single Socket Outlet 13A單位電插座	-		13A Single Socket Outlet 13A單位電插座	1		Switch for Indoor Air-Conditioner 室內空調機接線位	1
	13A Twin Socket Outlet 13A雙位電插座	4	Bathroom 3 浴室 3	13A Twin Socket Outlet 13A雙位電插座	1	Utility Room 工作室	13A Single Socket Outlet 13A單位電插座	1
	Switch for Indoor Air-Conditioner 室內空調機接線位	1		13A Single Socket Outlet 13A單位電插座	1		Switch for Indoor Air-Conditioner 室內空調機接線位	1
Bedroom 2 睡房 2	TV/FM Outlet 電視及電台接收插座	1	Bathroom 4 浴室 4	13A Twin Socket Outlet 13A雙位電插座	1	Flat Roof 平台	13A Single Watertight Socket Outlet 13A單位防水電插座	8
	Telephone Outlet 電話插座	2		13A Single Socket Outlet 13A單位電插座	3	Roof 天台	13A Single Watertight Socket Outlet 13A單位防水電插座	13
	13A Single Socket Outlet 13A單位電插座	1		13A Twin Socket Outlet 13A雙位電插座	1			

Note : 4/F, 13/F, 14/F and 24/F are omitted.  
備註：不設4樓、13樓、14樓及24樓。

Service agreements

服務協議

Potable and flushing water is supplied by Water Supplies Department.

食水及沖廁水由水務署供應。

Electricity is supplied by The Hongkong Electric Company Limited.

電力由香港電燈有限公司供應。

Town gas is supplied by The Hong Kong and China Gas Company Limited.

煤氣由香港中華煤氣有限公司供應。

Government rent

地稅

The vendor will pay/has paid all outstanding Government rent in respect of the specified residential property of the Development from the date of the Land Grant up to and including the date of the respective assignment of the residential property to the purchaser.

賣方將會/已繳付發展項目之指明住宅物業有關的地稅，由批地文件之日期起計直至並包括有關個別住宅物業之買方簽署轉讓契之日期。

Miscellaneous payments by purchaser

買方的雜項付款

1.

On the delivery of the vacant possession of the residential property to the purchaser, the purchaser is liable to reimburse the owner for the deposits for water, electricity and gas.
2.

On that delivery, the purchaser is not liable to pay to the owner, but liable to pay to the manager of the Development, a sum not exceeding 1 month’s management fee as debris removal fee which is non-refundable and non-transferable.
1.

在向買方交付住宅物業在空置情況下的管有權時，買方須負責向擁有人補還水、電力及氣體的按金。
- 2

在交付時，買方不須向擁有人，但須向發展項目的管理人支付一筆不超過一個月管理費的款項，作為清理廢料的費用，該筆款項不可退還及不可轉讓。

Defect liability warranty period

欠妥之處的保養責任期

The vendor shall, at its own cost and as soon as reasonably practicable after receipt of a written notice served by the purchaser within 6 months after the date of completion of the sale and purchase of the residential property, remedy any defects in that property, or in the fittings, finishes or appliances as set out in the agreement for sale and purchase concerned, caused otherwise than by the act or neglect of the purchaser.

凡物業或於買賣合約列出裝設於物業內的裝置、裝修物料或設備有欠妥之處，而該欠妥之處並非由買方行為或疏忽造成，則賣方在接獲買方在買賣成交日期後的6個月內送達的書面通知後，須於合理地切實可行的範圍內盡快自費作補救。



## Maintenance of slopes

### 斜坡維修

1. The Land Grant requires the owners of the residential properties of the Development to maintain slopes at their own costs.
2. Clause (33) of the Second Schedule of the Modification Letter stipulates that upon development or redevelopment of the Sections or any part thereof, the Lessee shall at his own expense carry out and complete to the satisfaction of the Director of Lands (“the Director”) such geotechnical investigations and such landslide preventive, mitigation and remedial works, including boulder stabilization and/or boulder fall mitigation works in respect of any boulder on the Sections and on such adjacent areas as the Director may in his absolute discretion require.
3. Clause (34)(a) of the Second Schedule of the Modification Letter stipulates that the Lessee shall at his own expense carry out and complete to the satisfaction of the Director such geotechnical investigations and such slope treatment, landslide preventive, mitigation and remedial works on the area shown coloured green hatched black on the plan marked “PLAN A” annexed to the Modification Letter (“the Green Hatched Black Area”) as the Director in his absolute discretion may require and shall, at all times during the term granted by the Land Grant, at his own expense, maintain in good and substantial repair and condition to the satisfaction of the Director the Green Hatched Black Area including all land, slope treatment works, earth-retaining structures, drainage and any other works therein and thereon. In the event that any landslip, subsidence or falling away occurs within the Green Hatched Black Area at any time during the term granted by the Land Grant, the Lessee shall at his own expense reinstate and make good the same to the satisfaction of the Director together with any adjacent or adjoining areas which, in the opinion of the Director (whose decision shall be final and binding on the Lessee), have also been affected. The Lessee indemnifies and shall keep indemnified the Government, its agents and contractors against all claims, proceedings, costs, damages, and expenses whatsoever incurred by reason of such landslip, subsidence or falling away. The Lessee shall ensure at all times that there shall be no illegal excavation or dumping on the Green Hatched Black Area and, subject to the prior written approval of the Director, the Lessee may erect fences or other barriers for the prevention of such illegal excavation or dumping. In addition to any other rights or remedies the Director may have in respect of any breach of the terms and covenants contained in the Modification Letter, the Director may at any time by notice in writing call upon the Lessee to carry out such geotechnical investigations, slope treatment, landslip preventive, mitigation and remedial works and to maintain, reinstate and make good any land, structure or works affected by such landslip, subsidence or falling away, and if the Lessee shall neglect or fail to comply with such notice to the satisfaction of the Director within the period specified therein, the Director may, after the expiry of such period, execute and carry out the required works and the Lessee shall on demand repay to the Government the cost thereof.
4. Clause (34)(b) of the Second Schedule of the Modification Letter stipulates that notwithstanding sub-clause (a) of that covenant, the obligations and rights of the Lessee in respect of the Green Hatched Black Area or any part thereof under that covenant shall absolutely determine upon the Government giving to the Lessee notice to that effect.
5. Clause (35)(a) of the Second Schedule of the Modification Letter stipulates that the Lessee acknowledges that the Sections may be affected by landslip hazards including boulder falls arising from the area shown coloured green stippled black on the plan marked “PLAN A” annexed to the Modification Letter (“the Green Stippled Black Area”) and from the Green Hatched Black Area due to the nature of the natural terrain. The Lessee shall at his own expense carry out and complete to the satisfaction of the Director geotechnical investigation (“the Investigation”) within the Sections and on the Green Stippled Black Area and the Green Hatched Black Area for such hazards. No ground investigation shall be carried out on any Government land outside the Green Stippled Black Area and the Green Hatched Black Area without the prior written consent of the Director.
6. Clause (35)(b) of the Second Schedule of the Modification Letter stipulates that on completion of the Investigation, the Lessee shall at his own expense carry out within the Sections all necessary mitigation and stabilisation works (“the Mitigation and Stabilisation Works”) as the Director in his absolute discretion shall require to protect any building or buildings or structure or structures erected or to be erected on the Sections or any part thereof and any residents or occupiers therein and their bona fide guests, visitors and invitees from landslip hazards including boulder falls arising from the Green Stippled Black Area and the Green Hatched Black Area in all respects to the satisfaction of the Director. The Lessee shall register at his own expense in the Land Registry against the Sections a record plan accepted by the Director indicating the location and scope of the Mitigation and Stabilisation Works.
7. Clause (35)(c) of the Second Schedule of the Modification Letter stipulates that where it is deemed necessary by the Government or the Lessee to carry out mitigation and stabilisation works on any Government land including the Green Stippled Black Area (“the Outside Works”), the Lessee shall, upon receipt of the Director’s written approval to or request for the Outside Works, at his own expense in accordance with the approval or request carry out and complete the Outside Works to the satisfaction of the Director. The Lessee shall register at his own expense in the Land Registry against the Sections a record plan accepted by the Director indicating the location and scope of the Outside Works.
8. Clause (35)(d) of the Second Schedule of the Modification Letter stipulates that the Lessee shall at all times during the term granted under the Lease and the Modification Letter, maintain at his own expense the Mitigation and Stabilisation Works and the Outside Works in good and substantial repair and condition to the satisfaction of the Director to ensure the continuing functioning of the Mitigation and Stabilisation Works and the Outside Works. In addition to any rights or remedies the Government may have against the Lessee for breach of the Lessee’s obligations to maintain the Mitigation and Stabilisation Works and the Outside Works as provided in the Modification Letter, the Director shall be entitled by notice in writing to call upon the lessee to carry out such maintenance works as the Director shall in his absolute discretion deem fit. If the Lessee shall neglect or fail to comply with such notice to the satisfaction of the Director within the period specified therein, the Director may forthwith execute and carry out the required maintenance and the Lessee shall on demand repay to the Government the cost thereof, together with any administrative and professional fees and charges.
9. Clause (35)(g) of the Second Schedule of the Modification Letter stipulates that in the event that as a result of or arising out of the Investigation, the Mitigation and Stabilisation Works or the Outside Works, any damage is done to the Green Stippled Black Area, the Green Hatched Black Area, any other Government land or any land outside the Sections, the Lessee shall make good such damage at his own expense and in all respects to the satisfaction of the Director.
10. Clause (35)(h) of the Second Schedule of the Modification Letter stipulates that the Lessee indemnifies and shall keep indemnified the Government from and against all actions, proceedings, liabilities, claims, costs and demands whatsoever including but without limitation to any damage to or loss or properties and life or personal injuries arising out of or incidental to any works being carried out or having been carried out pursuant to the terms of that covenant or the omission, neglect or default to carry out any such works by the Lessee or any landslip hazard including boulder falls from the Green Stippled Black Area and the Green Hatched Black Area.

## Maintenance of slopes

### 斜坡維修

11. Clause(37)(a) of the Second Schedule of the Modification Letter stipulates that where there is or has been any cutting away, removal or setting back of any land, or any building up or filling in or any slope treatment works of any kind whatsoever, whether with or without the prior written consent of the Director, either within the Sections or on any Government land, which is or was done for the purpose of or in connection with the formation, leveling or development of the Sections or any part thereof or any other works required to be done by the said Lessee under the terms and covenants contained in the Land Grant, or for any other purpose, the said Lessee shall at his own expense carry out and construct such slope treatment works, retaining walls or other support, protection, drainage or ancillary or other works as shall or may then or at any time thereafter be necessary to protect and support such land within the Sections and also any adjacent or adjoining Government or leased land and to obviate and prevent any falling away, landslip or subsidence occurring thereafter. The said Lessee shall at all times during the term granted by the Land Grant maintain at his own expense the said land, slope treatment works, retaining walls or other support, protection, drainage or ancillary or other works in good and substantial repair and condition to the satisfaction of the Director.
12. Clause (37)(d) of the Second Schedule of the Modification Letter stipulates that in addition to any other rights or remedies provided in the Modification Letter for breach of any of the terms and covenants contained in the Modification Letter, the Director shall be entitled by notice in writing to call upon the Lessee to carry out, construct and maintain the said land, slope treatment works, retaining walls or other support, protection, and drainage or ancillary or other works or to reinstate and make good any falling away, landslip or subsidence, and if the Lessee shall neglect or fail to comply with the notice to the satisfaction of the Director within the period specified therein, the Director may forthwith execute and carry out any necessary works and the Lessee shall on demand repay to the Government the cost thereof, together with any administrative or professional fees and charges.
13. Clause (39) of the Second Schedule of the Modification Letter stipulates that where prestressed ground anchors have been installed, upon development or redevelopment of the Sections or any part thereof, the Lessee shall at his own expense carry out regular maintenance and regular monitoring of the prestressed ground anchors throughout their service life to the satisfaction of the Director and shall supply to the Director such reports and information on all such monitoring works as the Director may from time to time in his absolute discretion require. If the Lessee shall neglect or fail to carry out the required monitoring works, the Director may forthwith execute and carry out the monitoring works and the Lessee shall on demand repay to the Government the cost thereof.
14. Each of the owners of the Development is obliged to contribute towards the costs of the maintenance work.
15. Plan I showing the locations of the Green Hatched Black Area, the Green Stippled Black Area, Boulder Fall Barrier and the Slopes and Retaining Walls (as defined in the Deed of Mutual Covenant and Management Agreement (“the DMC”)) is set out below. Plan II showing the location and scope of the Outside Works (including the Boulder Fall Barrier) is set out below.
16. Under Clause 1.1 of the DMC, “Slopes and Retaining Walls” means such slopes (if any), slopes treatment works, retaining walls and other structures and drainage within or outside the Sections or the Development the maintenance of which is the liability of the owners of the Development under the provisions of the Land Grant or the DMC.
17. Under Clause 6.2.1(41) of the DMC, the Manager shall have the full authority of the owners of the Development to engage suitable qualified personnel to inspect keep and maintain in good substantial repair and condition, and carry out any necessary works in respect of the Slopes and Retaining Walls or other structure in compliance with the Land Grant and in accordance with the Maintenance Manual(s) for the Slopes and Retaining Walls and in particular, in accordance with all guidelines issued from time to time by the appropriate Government Departments regarding the maintenance of the Slopes and Retaining Walls and related structures and to collect from the owners of the Development all costs lawfully incurred or to be incurred by it in carrying out such maintenance and repair and any other works in respect thereof.
18. Under Clause 6.2.1(59) of the DMC, the Manager shall have the duty to uphold, repair, maintain, upkeep, improve, control, operate and manage, among other things, the Mitigation and Stabilisation Works and the Outside Works in good condition to the satisfaction of the Director in accordance with the Land Grant.

### 斜坡維修

1. 按批地文件要求，發展項目住宅物業之業主須自費維修斜坡。
2. 該修訂函附表二第(33)條規定，於發展或再發展該等分段或其任何部分時，承授人須於該等分段及地政總署署長(下稱「署長」)按其絕對酌情權所要求的該等相鄰範圍上，自費進行及完成署長按其絕對酌情權所要求的該等土力勘察、防止山泥傾瀉、緩解及補救工程，包括礫石穩定工程及/ 或礫石下墜緩解工程。
3. 該修訂函附表二第(34)(a)條規定，承授人必須按署長運用絕對酌情權所可能要求，自費在夾附於該修訂函標示為「圖則A」的圖則上用綠色間黑斜線顯示的範圍（下稱「綠色間黑斜線地區」），進行與完成土力勘察、斜坡維護、防止山泥傾瀉、緩解及補救工程，達致署長滿意。承授人必須在批地文件授予的年期內任何時候自費保養綠色間黑斜線地區處於完好狀態，達致署長滿意，包括一切土地、斜坡處理工程、護土構築物、排水渠及在綠色間黑斜線地區之內及之上的任何其他工程。如於批地文件授予的年期內任何時候綠色間黑斜線地區發生任何山泥傾瀉、地陷或水土流失的情況，承授人須自費並在達致署長滿意下恢復及修正該綠色間黑斜線地區以及署長認為(其決定是最終的及對承授人具約束力)與該等分段相鄰或相連的受影響範圍。承授人須就上述山泥傾瀉、地陷或水土流失而招致的一切申索、司法程序、費用、損害和開支對政府、其代理人及承建商作出彌償。承授人須確保於任何時候不會於綠色間黑斜線地區出現非法挖掘或傾倒，並且受限於署長的事先書面批准，承授人可建立圍欄或其它障礙物以防止該等非法挖掘或傾倒。除署長享有就違反本文之條款及契諾的任何其它權利及補救外，署長可於任何時候以書面通告要求承授人進行該等土力勘察、斜坡維護、防止山泥傾瀉、緩解及補救工程，並保養、修復及修補任何受山泥傾瀉、地陷或水土流失影響的該等土地、構築物或工程。如承授人疏忽或未能於通告所述期限內遵從該等通告達致署長滿意，署長可於該等期限屆滿後執行及進行所需工程，而承授人須按要求向政府償還所需款項。
4. 該修訂函附表二第(34)(b)條規定，儘管該契諾第(a)分段另有規定，承授人於該契諾下就綠色間黑斜線地區或其任何部分的責任及權利將於政府向承授人給予通知時完全終止。
5. 該修訂函附表二第(35)(a)條規定，承授人承認因自然地形的性質，該等分段可能受由夾附於該修訂函標示為「圖則A」的圖則上用綠色綴黑網點顯示的範圍（下稱「綠色綴黑網點地區」）及綠色間黑斜線地區造成的山泥傾瀉危險(包括礫石下墜)所影響。承授人須自費就該等危險在該等分段內於綠色綴黑網點地區及綠色間黑斜線地區進行及完成土力勘察(下稱「該勘察」)達致署長滿意。除非獲署長事先書面同意，否則不可於綠色綴黑網點地區及綠色間黑斜線地區之外的任何政府土地進行任何土地勘測。
6. 該修訂函附表二第(35)(b)條規定，於完成該勘察後，承授人須自費於該等分段內進行署長運用絕對酌情權所可能要求的所有必須的緩解及鞏固工程(下稱「該等緩解及鞏固工程」)，並於各方面達致署長滿意，以保護於該等分段或其任何部分上已建或將建的任何建築物或構築物，及其內之任何住戶或佔用人及彼等之真正來賓、訪客或賓客免受由綠色綴黑網點地區及綠色間黑斜線地區造成的山泥傾瀉危險(包括礫石下墜)之影響。承授人須自費於土地註冊處就該等分段註冊一份獲署長接納的記錄圖則以標示該等緩解及鞏固工程的位置及範圍。
7. 該修訂函附表二第(35)(c)條規定，如政府或承授人認為有必要於任何政府土地(包括綠色綴黑網點地區)上進行緩解及鞏固工程(下稱「外在工程」)，承授人須於收到政府書面批准或要求進行外在工程時，自費按批准或要求進行及完成外在工程以達致署長滿意。承授人須自費於土地註冊處就該等分段註冊一份獲署長接納的記錄圖則以標示外在工程的位置及範圍。
8. 該修訂函附表二第(35)(d)條規定，承授人須於該租契及該修訂函所授予的年期內任何時候自費維持該等緩解及鞏固工程及外在工程於修繕妥當的狀態，並達致署長滿意，以確保該等緩解及鞏固工程及外在工程可繼續運作。除政府享有就違反該修訂函之條款及契諾的任何其它權利及補救外，署長可於任何時候以書面通告要求承授人進行該等運用絕對酌情權認為合適的保養工程。如承授人疏忽或未能於通告所述期限內遵從該等通告至署長滿意，署長可立刻執行及進行所需保養，而承授人須按要求向政府償還所需款項，包括任何行政及專業收費和費用。
9. 該修訂函附表二第(35)(g)條規定，如由於該勘察、該等緩解及鞏固工程或外在工程而對綠色綴黑網點地區、綠色間黑斜線地區、任何其它政府土地或任何於該等分段外之土地造成任何損害，承授人須自費修復該等損害並於各方面達致署長滿意。
10. 該修訂函附表二第(35)(h)條規定，承授人須就因根據該契諾的條文而進行或曾經進行的任何工程，或因忽略、疏忽、或未能進行任何該等工程，或因綠色綴黑網點地區及綠色間黑斜線地區的任何山泥傾瀉危險(包括礫石下墜)所引起或附帶引起的一切訴訟、司法程序、責任、申索、費用和索賠(包括但不限於任何財物及生命損失或人身傷亡)對政府作出彌償。
11. 該修訂函附表二第(37)(a)條規定，如果任何土地存在或曾經被分割、移走或退讓或堆積或堆填或進行任何類型的斜坡處理工程，不論有否經署長事先書面同意，亦不論是在該等分段內或任何政府土地內，其目的旨在構建、平整或開發該等分段或其任何部分，或進行承授人按批地文件的條款及契諾需要進行的任何其他工程，或作任何其他用途，承授人須自費進行與建造其時或其後隨時必要的該等斜坡處理工程、護土牆或其他承托物、保護物、排水或輔助工程或其他工程，以便保護與承托該等分段及任何毗鄰或毗連政府土地或出租土地內的泥土，避免與防止其後發生任何塌方、山泥傾瀉或地陷。承授人須在批地文件授予的租期期間自費保養該等分段、斜坡處理工程、護土牆或其他承托物、保護物、排水或輔助工程或其他工程處於修葺妥當的狀態，並達致署長滿意。
12. 該修訂函附表二第(37)(d)條規定，除了該修訂函規定對違反該修訂函內任何條款及契諾的任何其他權利或補救外，署長有權發出書面通告要求承授人進行、建造及保養該土地、斜坡處理工程、護土牆或其他承托物、保護物及排水或輔助工程或其他工程或修復與修補任何塌方、山泥傾瀉或地陷。如果承授人疏忽或未能在通告中指定的期限內執行該通告的要求以達致署長滿意，署長可立即執行及進行任何必要工程，而承授人須按要求向政府償還因此產生的費用連同任何行政費和專業費用及開支。
13. 該修訂函附表二第(39)條規定，如果在開發或再開發該等分段或其中任何部分時已安裝預應力地樁，承授人須在預應力地樁的服務年限期間定期保養與檢查預應力地樁以達致署長滿意，並在署長不時按其絕對酌情權所要求時提供上述檢驗工程的報告和資料給署長。如果承授人疏忽或未能進行上述要求的檢查工程，署長可立即執行及進行該檢查工程，而承授人須按要求向政府償還因此產生的費用。



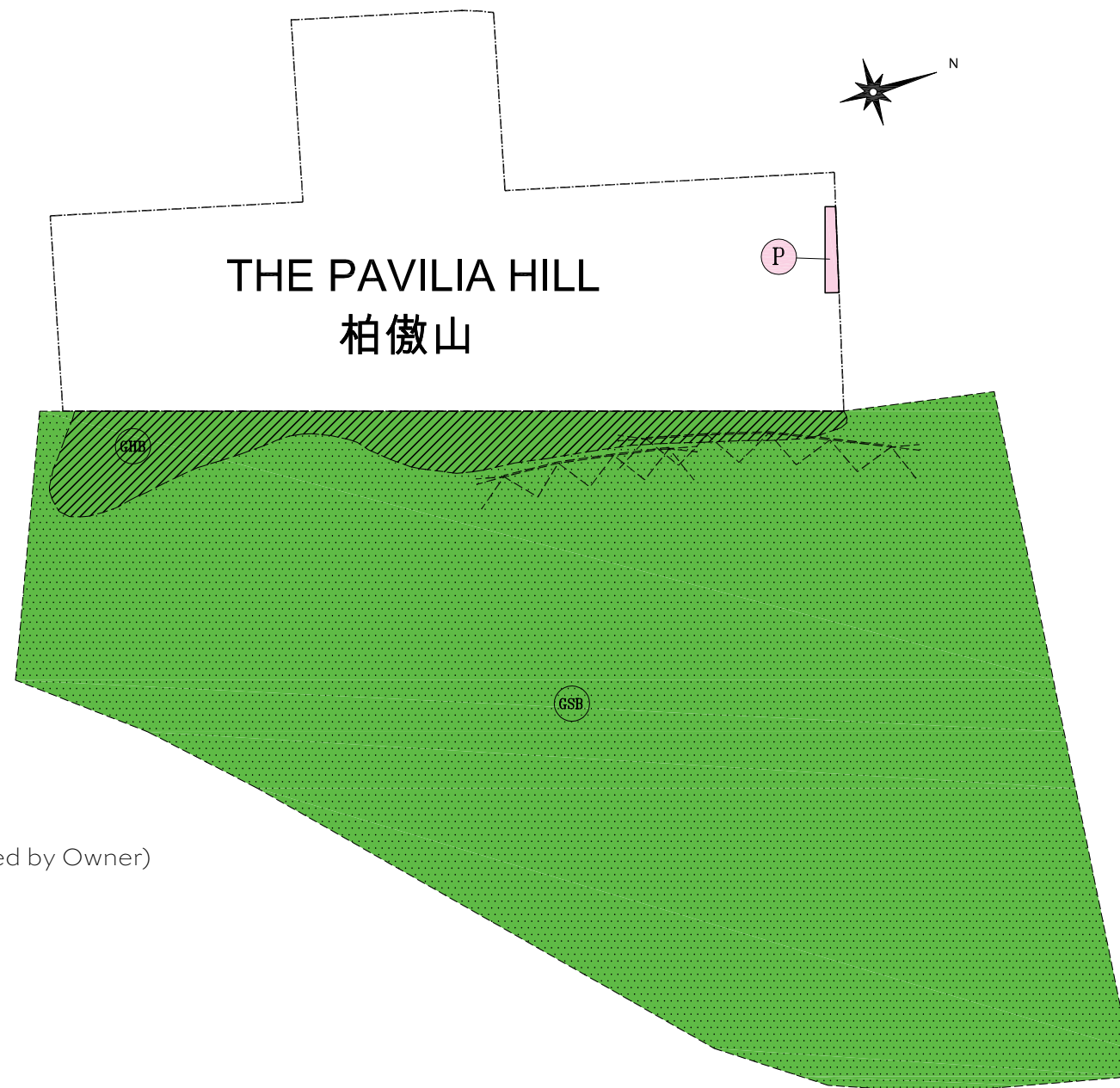
14. 每名發展項目業主均須分擔維修工程的費用。
15. 顯示綠色間黑斜線地區、綠色綴黑網點地區、防石欄及斜坡及護土牆(定義見發展項目的大廈公契(下稱「公契」))之位置的圖則I載列如下。顯示外在工程(包括防石欄)之位置及範圍的圖則II載列如下。
16. 公契第1.1條規定，「斜坡及護土牆」指批地文件或公契訂明發展項目業主應負責維修而位於該等分段或發展項目內外的斜坡(如有)、斜坡處理工程、護土牆及其他結構及排水裝置。
17. 根據公契第6.2.1(41)條，管理人須有發展項目業主的充分授權聘請合適的合資格人員以遵照批地文件及按照斜坡及護土牆的維護手冊，特別是按照由相應政府部門就斜坡及護土牆和相關構築物所不時發布的所有指引，檢查、維持及維護斜坡及護土牆使其處於修繕妥當的狀況，及就此進行任何必要的工程，以及向發展項目業主收取已經或將會就進行上述維護、維修及任何其它工程而依法承擔的所有費用。
18. 根據公契第6.2.1(59)條，管理人有職責依照政府批地文件維護、維修、保養、維持、改善、控制、營運及管理(其中包括)該等緩解及鞏固工程及外在工程，使其處於維繕妥當的狀況並達致署長滿意。



## Maintenance of slopes

### 斜坡維修

Plan I 圖則 I



#### Legend 圖例

- Boulder Fall Barrier  
防石欄
-  Green Hatched Black Area (Slope to be Maintained by Owner)  
綠色間黑斜線地區 (業主須負責維修的斜坡)
-  Green Stippled Black Area  
綠色綴黑網點地區
-  Retaining Wall  
護土牆
- Boundary of the Development  
發展項目的界線



# Maintenance of slopes

## 斜坡維修

Plan II 圖則 II





## Modification

### 修訂

No application is made to the Government for a modification of the Land Grant for this development.

本發展項目並沒有向政府提出申請修訂批地文件。

## Relevant Information

### 有關資料

The Outside Works (as defined in Clause 35(c) of the Second Schedule of the Modification Letter), which include a flexible boulder fall barrier constructed at the Green Hatched Black Area and Green Stippled Black Area (the "Boulder Fall Barrier"), have been completed. According to the latest approved building plans of the Boulder Fall Barrier, the Boulder Fall Barrier may affect the views of Units A & B of Tower 6 at 3rd floor and Unit B of Tower 6 at 5th floor of the Development.

根據該修訂函附表二第(35)(c)條定義下的外在工程(其包括建於綠色間黑斜線地區及綠色綴黑網點地區的柔性防石欄(「防石欄」))已經完成。根據最新經批准的防石欄建築圖則，防石欄可能會影響發展項目第6座3樓A和B單位及第6座5樓B單位的景觀。

## Address of the website designated by the vendor for the development

### 賣方就發展項目指定的互聯網網站的網址

The address of the website designated by the vendor for the Development for the purposes of Part 2 of the Residential Properties (First-hand Sales) Ordinance is:  
www.thepavilahill.com.hk

賣方為施行《一手住宅物業銷售條例》第2部而就發展項目指定的互聯網網站的網址為：  
www.thepavilahill.com.hk

Information in application for concession on gross floor area of building

申請建築物總樓面面積寬免的資料

Breakdown of GFA Concessions Obtained for All Features

Latest information on breakdown of GFA concessions as shown on the general building plans submitted to and approved by the Building Authority (BA) prior to the printing of the sales brochure is tabulated below. Information marked (#) may be based on information provided by the authorized person if the sales brochure is printed prior to submission of the final amendment plans to the BA. The breakdown of GFA concessions may be subject to further changes until final amendment plans are submitted to and approved by the BA prior to the issuance of the occupation permit for the Development.

獲寬免總樓面面積的設施分項

於印製售樓說明書前呈交予並已獲建築事務監督批准的一般建築圖則上有關總樓面面積寬免的分項的最新資料，請見下表。如印製售樓說明書時尚未呈交最終修訂圖則予建築事務監督，則有(#)號的資料可以由認可人士提供的資料作為基礎。直至最終修訂圖則於發出佔用許可證前呈交予並獲建築事務監督批准前，以下分項資料仍可能有所修改。

		Area (m²) 面積（平方米）
Disregarded GFA under Building (Planning) Regulations 23(3)(b) 根據《建築物（規劃）規例》第23(3)(b)條不計算的總樓面面積		
1 (#)	Carpark and loading / unloading area excluding public transport terminus 停車場及上落客貨地方（公共交通總站除外）	6,635.909
2	Plant rooms and similar services 機房及相類設施	
2.1	Mandatory feature or essential plant room, area of which is limited by respective Practice Notes for Authorized Persons, Registered Structural Engineers and Registered Geotechnical Engineers (PNAP) or regulation such as lift machine room, telecommunications and broadcasting (TBE) room, refuse storage and material recovery chamber, etc. 所佔面積受相關《認可人士、註冊結構工程師及註冊岩土工程師作業備考》或規例限制的強制性設施或必要機房，例如升降機機房、電訊及廣播設備室、垃圾及物料回收房等	501.827
2.2 (#)	Mandatory feature or essential plant room, area of which is NOT limited by any PNAP or regulation such as room occupied solely by fire services installations (FSI) and equipment, meter room, transformer room, potable and flushing water tank, etc. 所佔面積不受任何《認可人士、註冊結構工程師及註冊岩土工程師作業備考》或規例限制的強制性設施或必要機房，例如僅供消防裝置及設備佔用的房間、電錶房、電力變壓房、食水及鹹水缸等	2,189.601
2.3	Non-mandatory or non-essential plant room such as air-conditioning plant room, air handling unit (AHU) room, etc. 非強制性或非必要機房，例如空調機房、風櫃房等	458.274
Green Features under Joint Practice Notes 1 and 2 根據聯合作業備考第1及第2號提供的環保設施		
3	Balcony 露台	896.026
4	Wider common corridor and lift lobby 加闊的公用走廊及升降機大堂	212.784
5	Communal sky garden 公用空中花園	Not applicable 不適用
6	Acoustic fin 隔聲鰭	Not applicable 不適用
7	Wing wall, wind catcher and funnel 翼牆、捕風器及風斗	Not applicable 不適用



Information in application for concession on gross floor area of building

申請建築物總樓面面積寬免的資料

		Area (m <sup>2</sup> ) 面積（平方米）
8	Non-structural prefabricated external wall 非結構預製外牆	327.056
9	Utility platform 工作平台	534.650
10	Noise barrier 隔音屏障	Not applicable 不適用
Amenity Features 適意設施		
11	Counter, office, store, guard room and lavatory for watchman and management staff, Owners' Corporation Office 供保安人員和管理處員工使用的櫃枱、辦公室、儲物室、警衛室和廁所、業主立案法團辦公室	24.625
12	Residential Recreational facilities including void, plant room, swimming pool filtration plant room, covered walkway etc serving solely the recreational facilities 住宅康樂設施，包括僅供康樂設施使用的中空、機房、游泳池的濾水器機房、有蓋人行道等	2,208.043
13	Covered landscaped and play area 有上蓋的園景區及遊樂場	448.780
14	Horizontal screens / covered walkways, trellis 橫向屏障/有蓋人行道、花棚	103.673
15	Larger lift shaft 擴大升降機井道	1,146.820
16	Chimney shaft 煙囪管道	Not applicable 不適用
17	Other non-mandatory or non-essential plant room, such as boiler room, satellite master antenna television (SMATV) room 其他非強制性或非必要機房，例如鍋爐房、衛星電視共用天線房	Not applicable 不適用
18 (#)	Pipe duct, air duct for mandatory feature or essential plant room 強制性設施或必要機房所需的管槽、氣槽	269.679
19	Pipe duct, air duct for non-mandatory or non-essential plant room 非強制性設施或非必要機房所需的管槽、氣槽	Not applicable 不適用
20	Plant room, pipe duct, air duct for environmentally friendly system and feature 環保系統及設施所需的機房、管槽及氣槽	Not applicable 不適用
21	Void in duplex domestic flat and house 複式住宅單位及洋房的中空	Not applicable 不適用
22	Projections such as air-conditioning box and platform with a projection of more than 750mm from the external wall 伸出物，如空調機箱及伸出外牆超過750毫米的平台	Not applicable 不適用

Information in application for concession on gross floor area of building

申請建築物總樓面面積寬免的資料

		Area (m <sup>2</sup> ) 面積 (平方米)
Other Exempted Items 其他項目		
23 (#)	Refuge floor including refuge floor cum sky garden 庇護層，包括庇護層兼空中花園	426.727
24 (#)	Other projections 其他伸出物	10.906
25	Public transport terminus 公共交通總站	Not applicable 不適用
26 (#)	Party structure and common staircase 共用構築物及樓梯	5.660
27 (#)	Horizontal area of staircase, lift shaft and vertical duct solely serving floor accepted as not being accountable for GFA 僅供獲接納不計入總樓面面積的樓層使用的樓梯、升降機槽及垂直管道的水平面積	1,657.031
28 (#)	Public passage 公眾通道	Not applicable 不適用
29	Covered set back area 因建築物後移導致的覆蓋面積	Not applicable 不適用
Bonus GFA 額外總樓面面積		
30	Bonus GFA 額外總樓面面積	Not applicable 不適用

Note :The above table is based on the requirements as stipulated in Practice Note for Authorized Persons, Registered Structural Engineers and Registered Geotechnical Engineers ADM-2 issued by the Buildings Department. The Buildings Department may revise such requirements from time to time as appropriate.

備註：上述表格是根據屋宇署所發出的《認可人士、註冊結構工程師及註冊岩土工程師作業備考》ADM-2 規定的要求而制訂的。屋宇署會按實際需要不時更改有關要求。

Environmental assessment and Information on the estimated energy performance or consumption for the common parts of the Development

The approved general building plans of this Development are not subject to the requirements stipulated in the Practice Note for Authorized Persons, Registered Structural Engineers and Registered Geotechnical Engineers APP-151 issued by the Building Authority. Environmental assessment and information on the estimated energy performance or consumption for the common parts of this Development were not required to be submitted to the Building Authority as a prerequisite for the granting of gross floor area concessions.

本發展項目的環境評估及公用部分的預計能量表現或消耗的資料

本發展項目的經批准一般建築圖則不受由建築事務監督發出的《認可人士、註冊結構工程師及註冊岩土工程師作業備考》APP-151規定規限。本發展項目的環境評估及公用部分的預計能量表現或消耗的資料無須呈交建築事務監督，以作為批予總樓面面積寬免的先決條件。

There may be future changes to the Development and the surrounding areas.  
發展項目及其周邊地區日後可能出現改變。

---

**Date of Printing : 15 September 2014**  
**印製日期：2014年9月15日**

Examination Record

檢視紀錄

Examination / Revision Date	Revision Made	
	Page number	Revision Made
25 September 2014	13	Location plan of the development is updated
	56	Area of utility platform of Unit C, 7/F to 12/F, 15/F to 23/F and 25/F to 33/F, Tower 5 is corrected
27 November 2014	7	The name in English of the Authorized Person is changed according to the latest Authorized Persons’ Register (List of Architects)
	13	Location plan of the development is updated
12 February 2015	7	Status of the loan and the bank undertaking to provide finance for the construction of the development is updated
	13	Location plan of the development is updated
	14A (additional page)	Latest aerial photographs of the development are added
	19, 20, 24-26, 30-34, 36-40, 42-45, 48, 49, 58-60	Layout is updated according to the latest approved building plans
	22, 28, 35, 46	1. Format of the table is amended 2. Floor-to-floor height of some residential properties is amended 3. Layout is updated according to the latest approved building plans
	23, 41	1. Floor-to-floor height of some residential properties is amended 2. Layout is updated according to the latest approved building plans
	21, 27	1. Format of the table is amended 2. Layout is updated according to the latest approved building plans
	29, 47	1. Floor-to-floor height of some residential properties is amended 2. Thickness of the floor slabs (excluding plaster) of some residential properties is amended 3. Layout is updated according to the latest approved building plans
	89-94	1. Elevation plans are updated according to the latest approved building plans 2. Date of the latest approved building plans is updated

檢視/修改日期	所作修改	
	頁次	所作修改
2014年9月25日	13	更新發展項目的所在位置圖
	56	更正第5座：7樓至12樓、15樓至23樓及25樓至33樓C單位的工作平台面積
2014年11月27日	7	根據最新認可人士名冊 (建築師名單) 更改認可人士的英文姓名
	13	更新發展項目的所在位置圖
2015年2月12日	7	更新為發展項目的建造提供的貸款及提供融資的銀行承諾的狀況
	13	更新發展項目的所在位置圖
	14A (加頁)	增添發展項目的最新鳥瞰照片
	19, 20, 24-26, 30-34, 36-40, 42-45, 48, 49, 58-60	根據最新經批准之建築圖則更新布局
	22, 28, 35, 46	1. 修訂圖表格式 2. 修訂部分住宅物業的層與層之間的高度 3. 根據最新經批准之建築圖則更新布局
	23, 41	1. 修訂部分住宅物業的層與層之間的高度 2. 根據最新經批准之建築圖則更新布局
	21, 27	1. 修訂圖表格式 2. 根據最新經批准之建築圖則更新布局
	29, 47	1. 修訂部分住宅物業的層與層之間的高度 2. 修訂部分住宅物業的樓板厚度(不包括灰泥) 3. 根據最新經批准之建築圖則更新布局
	89-94	1. 根據最新經批准之建築圖則更新立面圖 2. 更新最新經批准之建築圖則的日期



Examination Record

檢視紀錄

Examination / Revision Date	Revision Made	
	Page number	Revision Made
12 February 2015	97	Material of some entrance doors is amended
	99	1. Design of some doors is amended 2. Naming of a residential unit is corrected
	100	1. Description of bathroom originally on this page is moved to page 100A 2. Information on other flat roof doors is provided
	100A (additional page)	1. Description of bathroom originally on page 100 is moved to this page 2. Wording in description of water supply system of bathroom is amended
	101	1. Wording in description of water supply system of bathroom and kitchen is amended 2. Description for electrical conduits is amended as per clarification in Frequently Asked Questions and Answers issued by the Sales of First-hand Residential Properties Authority on 21 October 2014
	102	1. Mechanical and electrical provisions are updated 2. Description for water pipes is amended as per clarification in Frequently Asked Questions and Answers issued by the Sales of First-hand Residential Properties Authority on 21 October 2014
	103	1. Wording in description of refuse collection is amended 2. Mechanical and electrical provisions are updated
	104	Model of the 2 in 1 Washer & Dryer is changed
	105	1. Type of some air-conditioners is corrected 2. Model of the 2 in 1 Washer & Dryer is changed 3. Appliances are added for some residential units
	106-109, 115, 118-122, 124-128, 133	1. Layout is amended to follow that in the floor plan 2. Mechanical and electrical provisions are updated and amended
	110, 116	1. Layout is amended to follow that in the floor plan 2. Mechanical and electrical provisions are amended
	111, 117, 123, 129, 134, 135	Layout is amended to follow that in the floor plan

檢視/修改日期	所作修改	
	頁次	所作修改
2015年2月12日	97	修訂部分單位大門的物料
	99	1. 修訂部分門的設計 2. 更正一個住宅單位的名稱
	100	1. 轉移原先載於此頁有關浴室的描述至第100A頁 2. 提供其他平台門的資料
	100A (加頁)	1. 轉移原先載於第100頁有關浴室的描述至此頁 2. 修訂浴室的供水系統的描述中的用詞
	101	1. 修訂浴室及廚房的供水系統的描述中的用詞 2. 根據一手住宅物業銷售監管局於2014年10月21日發出的“常見的問答”中澄清，修訂電線導管的描述
	102	1. 更新機電裝置 2. 根據一手住宅物業銷售監管局於2014年10月21日發出的“常見的問答”中澄清，修訂水管的描述
	103	1. 修訂垃圾收集的描述中的用詞 2. 更新機電裝置
	104	更改二合一洗衣乾衣機的型號
	105	1. 更正部分空調機類型 2. 更改二合一洗衣乾衣機的型號 3. 部分住宅單位增添設備
	106-109, 115, 118-122, 124-128, 133	1. 跟隨平面圖修訂布局 2. 更新及修訂機電裝置
	110, 116	1. 跟隨平面圖修訂布局 2. 修訂機電裝置
	111, 117, 123, 129, 134, 135	跟隨平面圖修訂布局

# Examination Record

## 檢視紀錄

Examination / Revision Date	Revision Made	
	Page number	Revision Made
12 February 2015	112-114, 130-132	1. Layout is amended to follow that in the floor plan 2. Mechanical and electrical provisions are updated
	136, 137, 139-143, 145	Mechanical and electrical provisions are amended to follow the amended mechanical and electrical provisions plan
	158-160	Information in “Breakdown of GFA Concession Obtained for All Feature” is updated according to the latest approved building plans
30 April 2015	8	Typing error is corrected
	13	Location plan of the development is updated
	14A (deleted page)	Obsolete aerial photographs of the development are deleted
	14	1. Aerial photograph of the development is updated 2. Obsolete aerial photograph of the development is deleted
2 July 2015	8	Typing error is corrected
	13	1. Location plan of the development is updated 2. Typing error is corrected
	23-25, 29-43, 47-49, 59, 60	Layout is updated according to the latest approved building plans
	98	Material of some doors is amended
	99	Design and material of some doors are amended
	100	Design of some doors is amended
	100B (additional page)	Description of bathroom originally on page 101 is moved to this page
	101	Description of bathroom originally on this page is moved to page 100B
	109, 115, 118-121, 124-127, 133	Layout is amended to follow that in the floor plan

檢視/修改日期	所作修改	
	頁次	所作修改
2015年2月12日	112-114, 130-132	1. 跟隨平面圖修訂布局 2. 更新機電裝置
	136, 137, 139-143, 145	跟隨修訂機電裝置平面圖，修訂機電裝置
	158-160	根據最新經批准之建築圖則更新“獲寬免總樓面面積的設施分項”的資料
2015年4月30日	8	更正打印錯字
	13	更新發展項目的所在位置圖
	14A (刪頁)	刪除發展項目的過時鳥瞰照片
	14	1. 更新發展項目的鳥瞰照片 2. 刪除發展項目的過時鳥瞰照片
2015年7月2日	8	更正打印錯字
	13	1. 更新發展項目的所在位置圖 2. 更正打印錯字
	23-25, 29-43, 47-49, 59, 60	根據最新經批准之建築圖則更新布局
	98	修訂部分門的物料
	99	修訂部分門的設計及物料
	100	修訂部分門的設計
	100B (加頁)	轉移原先載於第101頁有關浴室的描述至此頁
	101	轉移原先載於此頁有關浴室的描述至第100B頁
	109, 115, 118-121, 124-127, 133	跟隨平面圖修訂布局

Examination Record

檢視紀錄

Examination / Revision Date	Revision Made	
	Page number	Revision Made
2 July 2015	110-111, 116-117, 122-123, 128-129, 135	1. Layout is amended to follow that in the floor plan 2. Mechanical and electrical provisions are updated
	134	1. Layout is amended to follow that in the floor plan 2. Mechanical and electrical provisions are amended
	145	Mechanical and electrical provisions are amended to follow the amended mechanical and electrical provisions plan
10 September 2015	13	Location plan of the development is updated
	14	1. Aerial photograph of the development is updated 2. Latest aerial photograph of the development is added
	22	Floor-to-floor heights of some residential properties are amended
	23-25, 29-31, 36, 37, 42, 43, 47-49	Layout is updated according to the latest approved building plans
	103	Lift information is updated according to the latest approved building plans
	109, 110, 115-117, 122, 123, 128, 133, 134	1. Layout is amended to follow that in the floor plan 2. Mechanical and electrical provisions are updated and amended
	111, 129, 135	1. Layout is amended to follow that in the floor plan 2. Mechanical and electrical provisions are updated
	137, 139, 141, 145	Mechanical and electrical provisions are amended to follow the amended mechanical and electrical provisions plan
	138	Mechanical and electrical provisions are clarified to follow the mechanical and electrical provisions plans

檢視/修改日期	所作修改	
	頁次	所作修改
2015年7月2日	110-111, 116-117, 122-123, 128-129, 135	1. 跟隨平面圖修訂布局 2. 更新機電裝置
	134	1. 跟隨平面圖修訂布局 2. 修訂機電裝置
	145	跟隨修訂機電裝置平面圖，修訂機電裝置
2015年9月10日	13	更新發展項目的所在位置圖
	14	1. 更新發展項目的鳥瞰照片 2. 增添發展項目的最新鳥瞰照片
	22	修訂部分住宅物業的層與層之間的高度
	23-25, 29-31, 36, 37, 42, 43, 47-49	根據最新經批准的建築圖則更新布局
	103	根據最新經批准的建築圖則更新升降機資料
	109, 110, 115-117, 122, 123, 128, 133, 134	1. 跟隨平面圖修訂布局 2. 更新及修訂機電裝置
	111, 129, 135	1. 跟隨平面圖修訂布局 2. 更新機電裝置
	137, 139, 141, 145	跟隨修訂機電裝置平面圖，修訂機電裝置
	138	跟隨機電裝置平面圖，澄清機電裝置

Examination Record

檢視紀錄

Examination / Revision Date	Revision Made	
	Page number	Revision Made
2 December 2015	10, 11	Wording in table is amended
	13	Location plan of the development is updated
	14A, 14B (additional page)	Latest aerial photograph of the development is added
	19	The estimated date of completion of these buildings and facilities, as provided by the authorized person for the Development is amended
	23, 24, 29, 30, 36, 42, 44, 47, 48, 58-60	Layout is updated according to the latest approved building plans
	89, 91, 94	1. Elevation plans are updated according to the latest approved building plans 2. Date of the latest approved building plans is added
	90, 92, 93	Date of the latest approved building plans is added
	95	Information in “Information on common facilities in the development” is updated according to the latest approved building plans
	100B	Interior fittings in some bathrooms are amended
	105	1. Part of the appliances schedule originally on this page is moved to page 105A and 105B 2. Model of some appliances in some residential units are changed
	105A (additional page)	1. Part of the appliances schedule originally on page 105 is moved to this page 2. Model of some appliances in some residential units are changed 3. Appliances are added for some residential units
	105B (additional page)	1. Part of the appliances schedule originally on page 105 is moved to this page 2. Model of some appliances in some residential units are changed
	109, 110, 115, 128, 133	1. Layout is amended to follow that in the floor plan 2. Mechanical and electrical provisions are updated

檢視/修改日期	所作修改	
	頁次	所作修改
2015年12月2日	10, 11	修訂表內的用詞
	13	更新發展項目的所在位置圖
	14A, 14B (加頁)	增添發展項目的最新鳥瞰照片
	19	修訂由發展項目的認可人士提供的該等建築物及設施的預計落成日期
	23, 24, 29, 30, 36, 42, 44, 47, 48, 58-60	根據最新經批准的建築圖則更新布局
	89, 91, 94	1. 根據最新經批准之建築圖則更新立面圖 2. 增添最新經批准之建築圖則的日期
	90, 92, 93	增添最新經批准之建築圖則的日期
	95	根據最新經批准的建築圖則更新「發展項目中的公用設施的資料」的資料
	100B	修訂部分浴室的室內裝置
	105	1. 轉移原先載於此頁有關部分設備說明表至第105A頁及105B頁 2. 更改部分住宅單位的部分設備之型號
	105A (加頁)	1. 轉移原先載於105頁有關部分設備說明表至此頁 2. 更改部分住宅單位的部分設備之型號 3. 增添部分住宅單位的設備
	105B (加頁)	1. 轉移原先載於105頁有關部分設備說明表至此頁 2. 更改部分住宅單位的部分設備之型號
	109, 110, 115, 128, 133	1. 跟隨平面圖修訂布局 2. 更新機電裝置



Examination Record

檢視紀錄

Examination / Revision Date	Revision Made	
	Page number	Revision Made
2 December 2015	116, 122, 134	1. Layout is amended to follow that in the floor plan 2. Mechanical and electrical provisions are updated and amended
	130	Layout is amended to follow that in the floor plan
	158-160	Information in “Breakdown of GFA Concessions Obtained for All Features” is updated according to the latest approved building plans
18 February 2016	6	1. The heading for the “Name of the street and the street number” is updated 2. Status of the development is updated
	7	1. Typing error is corrected 2. Status of any other person who has made a loan for the construction of the development is updated
	10, 11	Status of the development is updated
	13	Location plan of the development is updated
	19	The statement of “The estimated date of completion of these buildings and facilities, as provided by the authorized person for the Development” is deleted
	24	Printing error is corrected
	89-94	1. Elevation plans are updated according to the latest approved building plans 2. Date of the latest approved building plans is added
	100A, 100B	Interior fittings in some bathrooms and some master bathrooms are changed
	105A	Some appliances in some residential properties are changed
	109, 115, 116, 133, 134	Mechanical and electrical provisions are updated
	110	Mechanical and electrical provisions are updated and amended
	137	Mechanical and electrical provisions are amended to follow the amended mechanical and electrical provisions plan
	156	Plan is amended

檢視/修改日期	所作修改	
	頁次	所作修改
2015年12月2日	116, 122, 134	1. 跟隨平面圖修訂布局 2. 更新及修訂機電裝置
	130	跟隨平面圖修訂布局
	158-160	根據最新經批准的建築圖則更新“獲寬免總樓面面積的設施分項”的資料
2016年2月18日	6	1. 更新“街道名稱及門牌號數”的標題 2. 更新發展項目的狀況
	7	1. 更正打印錯字 2. 更新為發展項目的建造提供貸款的任何其他人的狀況
	10, 11	更新發展項目的狀況
	13	更新發展項目的所在位置圖
	19	刪除“由發展項目的認可人士提供的該等建築物及設施的預計落成日期” 的陳述
	24	更正排印錯誤
	89-94	1. 根據最新經批准的建築圖則更新立面圖 2. 增添最新經批准的建築圖則的日期
	100A, 100B	更改部分浴室及部分主人房浴室的室內裝置
	105A	更改部分住宅物業的部分設備
	109, 115, 116, 133, 134	更新機電裝置
	110	更新及修訂機電裝置
	137	跟隨修訂機電裝置平面圖，修訂機電裝置
	156	修訂圖則

Examination Record

檢視紀錄

Examination / Revision Date	Revision Made	
	Page number	Revision Made
12 May 2016	6	Status of the development is updated
	12	Status of the deed of mutual covenant and the status of appointment of the manager of the development are updated
	13	Location plan of the development is updated
	14A, 14B (deleted page)	Obsolete aerial photograph of the development is deleted
	14	1. Aerial photograph of the development is updated 2. Obsolete aerial photograph of the development is deleted
	23, 30, 36, 49	Description is added to the floor plan
	23A, 25A, 30A, 36A, 42A, 47A, 49A (additional page)	"As-is" layout and description are added
	23B (additional page)	1. Information originally on page 24 is moved to this page 2. Description is added to the floor plan 3. Printing errors are corrected
	24	1. Information originally on this page is moved to page 23B 2. "As-is" layout and description are added
	25, 42, 47	1. Description is added to the floor plan 2. Printing errors are corrected
	25B (additional page)	1. Information originally on page 26 is moved to this page 2. Printing errors are corrected
	26	1. Information originally on this page is moved to page 25B 2. Information originally on page 27 is moved to this page
	27	1. Information originally on this page is moved to page 26 2. Information originally on page 28 is moved to this page
	28	1. Information originally on this page is moved to page 27 2. Information originally on page 29 is moved to this page 3. Description is added to the floor plan 4. Printing errors are corrected

檢視/修改日期	所作修改	
	頁次	所作修改
2016年5月12日	6	更新發展項目的狀況
	12	更新公契的狀況及發展項目的管理人委任狀況
	13	更新發展項目的所在位置圖
	14A, 14B (刪頁)	刪除發展項目的過時鳥瞰照片
	14	1. 更新發展項目的鳥瞰照片 2. 刪除發展項目的過時鳥瞰照片
	23, 30, 36, 49	增添樓面平面圖的描述
	23A, 25A, 30A, 36A, 42A, 47A, 49A (加頁)	增添現時布局及描述
	23B (加頁)	1. 轉移原先載於第24頁的資料至此頁 2. 增添樓面平面圖的描述 3. 更正排印錯誤
	24	1. 轉移原先載於此頁的資料至第23B頁 2. 增添現時布局及描述
	25, 42, 47	1. 增添樓面平面圖的描述 2.更正排印錯誤
	25B (加頁)	1. 轉移原先載於第26頁的資料至此頁 2. 更正排印錯誤
	26	1. 轉移原先載於此頁的資料至第25B頁 2. 轉移原先載於第27頁的資料至此頁
	27	1. 轉移原先載於此頁的資料至第26頁 2. 轉移原先載於第28頁的資料至此頁
	28	1. 轉移原先載於此頁的資料至第27頁 2. 轉移原先載於第29頁的資料至此頁 3. 增添樓面平面圖的描述 4.更正排印錯誤

Examination Record

檢視紀錄

Examination / Revision Date	Revision Made	
	Page number	Revision Made
12 May 2016	29	1. Information originally on this page is moved to page 28 2. "As-is" layout and description are added
	30B (additional page)	1. Information originally on page 31 is moved to this page 2. Description is added to the floor plan 3. Printing errors are corrected
	31	1. Information originally on this page is moved to page 30B 2. "As-is" layout and description are added
	36B (additional page)	1. Information originally on page 37 is moved to this page 2. Description is added to the floor plan 3. Printing errors are corrected
	37	1. Information originally on this page is moved to page 36B 2. "As-is" layout and description are added
	42B (additional page)	1. Information originally on page 43 is moved to this page 2. Description is added to the floor plan 3. Printing errors are corrected
	43	1. Information originally on this page is moved to page 42B 2. "As-is" layout and description are added
	44-46	Printing errors are corrected
	47B (additional page)	1. Information originally on page 48 is moved to this page 2. Description is added to the floor plan 3. Printing errors are corrected
	48	1. Information originally on this page is moved to page 47B 2. "As-is" layout and description are added
	49B (additional page)	Legend for floor plan originally on page 50 is moved to this page
	50	Legend for floor plan originally on this page is moved to page 49B
	64, 67	Status of appointment of the manager of the development is updated
	95	Status of the deed of mutual covenant is updated
	105B	1. Appliance is added in some residential properties 2. Location of appliances in a residential property is changed

檢視/修改日期	所作修改	
	頁次	所作修改
2016年5月12日	29	1. 轉移原先載於此頁的資料至第28頁 2. 增添現時布局及描述
	30B (加頁)	1. 轉移原先載於第31頁的資料至此頁 2. 增添樓面平面圖的描述 3.更正排印錯誤
	31	1. 轉移原先載於此頁的資料至第30B頁 2. 增添現時布局及描述
	36B (加頁)	1. 轉移原先載於第37頁的資料至此頁 2. 增添樓面平面圖的描述 3.更正排印錯誤
	37	1. 轉移原先載於此頁的資料至第36B頁 2. 增添現時布局及描述
	42B (加頁)	1. 轉移原先載於第43頁的資料至此頁 2. 增添樓面平面圖的描述 3.更正排印錯誤
	43	1. 轉移原先載於此頁的資料至第42B頁 2. 增添現時布局及描述
	44-46	更正排印錯誤
	47B (加頁)	1. 轉移原先載於第48頁的資料至此頁 2. 增添樓面平面圖的描述 3.更正排印錯誤
	48	1. 轉移原先載於此頁的資料至第47B頁 2. 增添現時布局及描述
	49B (加頁)	轉移原先載於第50頁的平面圖圖例至此頁
	50	轉移原先載於此頁的平面圖圖例至第49B頁
	64, 67	更新發展項目的管理人委任狀況
	95	更新公契的狀況
	105B	1. 增添設備在部分住宅物業 2. 更改一個住宅物業的設備位置

Examination Record

檢視紀錄

Examination / Revision Date	Revision Made	
	Page number	Revision Made
12 May 2016	109, 110, 115, 122, 128, 133-135	1. Layout is amended to follow that in the floor plan 2. Mechanical and electrical provisions are updated and amended
	111, 116, 123, 129	1. Layout is amended to follow that in the floor plan 2. Mechanical and electrical provisions are updated
	112, 117, 130-132	Layout is amended to follow that in the floor plan
	137, 139, 141, 143	Mechanical and electrical provisions are amended to follow the amended mechanical and electrical provisions plan
	145	1. Mechanical and electrical provisions are amended to follow the amended mechanical and electrical provisions plan 2. Format of the table is amended
	149, 151	Information is updated
	152	1. Information in the section of "Maintenance of slopes" is updated 2. The section of "Modification" originally on this page is moved to page 154
	153	1. Information in the section of "Relevant Information" is updated and originally on this page is moved to page 154 2. Plan for the section of "Maintenance of slopes" is added
	154	1. The section of "Modification" originally on page 152 is moved to this page 2. Information of the section of "Relevant Information" is updated 3. The section of "Address of the website designated by the vendor for the development" originally on page 157 is moved to this page
	155	1. Information originally on this page is deleted 2. The section of "Information in application for concession on gross floor area of building" originally on page 158 is moved to this page
	156	1. Information originally on this page is deleted 2. The section of "Information in application for concession on gross floor area of building" originally on page 159 is moved to this page
	157	1. The section of "Address of the website designated by the vendor for the development" originally on this page is moved to page 154 2. The section of "Information in application for concession on gross floor area of building" originally on page 160 is moved to this page

檢視/修改日期	所作修改	
	頁次	所作修改
2016年5月12日	109, 110, 115, 122, 128, 133-135	1. 跟隨平面圖修訂布局 2. 更新及修定機電裝置
	111, 116, 123, 129	1. 跟隨平面圖修訂布局 2. 更新機電裝置
	112, 117, 130-132	跟隨平面圖修訂布局
	137, 139, 141, 143	跟隨修訂機電裝置平面圖，修訂機電裝置
	145	1. 跟隨修訂機電裝置平面圖，修訂機電裝置 2. 修訂圖表格式
	149, 151	更新資料
	152	1. 更新“斜坡維修”的章節的資料 2. 轉移原先載於此頁的“修訂”的章節至第154頁
	153	1. 更新“有關資料”的章節的資料及轉移原先載於此頁至第154頁 2. 增添“斜坡維修”的章節的圖則
	154	1. 轉移原先載於第152頁的“修訂”章節至此頁 2. 更新“有關資料”的章節的資料 3. 轉移原先載於第157頁的“賣方就發展項目指定的互聯網網站的網址”的章節至此頁
	155	1. 刪除原先載於此頁的資料 2. 轉移原先載於第158頁的“申請建築物總樓面面積寬免的資料”的章節至此頁
	156	1. 刪除原先載於此頁的資料 2. 轉移原先載於第159頁的“申請建築物總樓面面積寬免的資料”的章節至此頁
	157	1. 轉移原先載於此頁的“賣方就發展項目指定的互聯網網站的網址”的章節至第154頁 2. 轉移原先載於第160頁的“申請建築物總樓面面積寬免的資料”的章節至此頁



Examination Record  
檢視紀錄

Examination / Revision Date	Revision Made	
	Page number	Revision Made
12 May 2016	158	1. The section of "Information in application for concession on gross floor area of building" originally on this page is moved to page 155 2. The descriptions of “There may be future changes to the Development and the surrounding areas” and “ Date of Printing” originally on page 168 are moved to this page
	159-160 (deleted page)	1. The section of "Information in application for concession on gross floor area of building" originally on these pages is moved to page 156 to 157
	161-167 (deleted page)	The section of “Information required by the Director of Lands to be set out in the sales brochure as a condition for giving the pre-sale consent” is deleted as the certificate of compliance of the development has been issued
	168 (deleted page)	The descriptions of “There may be future changes to the Development and the surrounding areas” and “ Date of Printing” originally on this page are moved to page 158
4 August 2016	13	Location plan of the development is updated
27 October 2016	13	Location plan of the development is updated
	15	Outline zoning plan relating to the development is updated
19 January 2017	13	Location plan of the development is updated
6 April 2017	13	Location plan of the development is updated
29 June 2017	13	Location plan of the development is updated
	14	Aerial photograph of the development is updated
21 September 2017	2-5	“Notes to purchasers of first-hand residential properties” is updated according to the latest version issued by the Sales of First-hand Residential Properties Authority
	5A-5B (additional page)	“Notes to purchasers of first-hand residential properties” is updated according to the latest version issued by the Sales of First-hand Residential Properties Authority and is added in this page
	13	1. Location plan of the development is updated 2. Information in notes is updated
	15	Outline zoning plan relating to the development is updated

檢視/修改日期	所作修改	
	頁次	所作修改
2016年5月12日	158	1. 轉移原先載於此頁的“申請建築物總樓面面積寬免的資料”的章節至第155頁 2. 轉移原先載於第168頁的“發展項目及其周邊地區日後可能出現改變”及“印製日期”的描述至此頁
	159-160 (刪頁)	轉移原先載於此些頁次的“申請建築物總樓面面積寬免的資料”的章節至第156頁至第157頁
	161-167 (刪頁)	由於發展項目的合格證明書經已發出，因此刪除“地政總署署長作為給予預售樓花同意書的條件而規定列於售樓說明書的資料”的章節
	168 (刪頁)	轉移原先載於此頁的“發展項目及其周邊地區日後可能出現改變”及“印製日期”的描述至第158頁
2016年8月4日	13	更新發展項目的所在位置圖
2016年10月27日	13	更新發展項目的所在位置圖
	15	更新關乎發展項目的分區計劃大綱圖
2017年1月19日	13	更新發展項目的所在位置圖
2017年4月6日	13	更新發展項目的所在位置圖
2017年6月29日	13	更新發展項目的所在位置圖
	14	更新發展項目的鳥瞰照片
2017年9月21日	2-5	根據一手住宅物業銷售監管局最新發出的版本更新“一手住宅物業買家須知”
	5A-5B (加頁)	根據一手住宅物業銷售監管局最新發出的版本更新“一手住宅物業買家須知”及增添至此頁
	13	1. 更新發展項目的所在位置圖 2. 更新備註內的資料
	15	更新關乎發展項目的分區計劃大綱圖

Examination Record

檢視紀錄

Examination / Revision Date	Revision Made	
	Page number	Revision Made
14 December 2017	13	Location plan of the development is updated

檢視/修改日期	所作修改	
	頁次	所作修改
2017年12月14日	13	更新發展項目的所在位置圖

