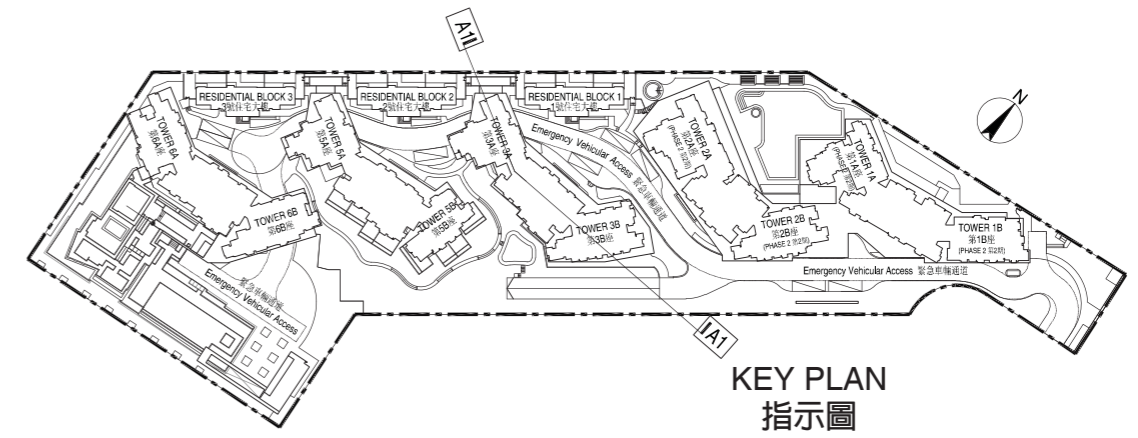



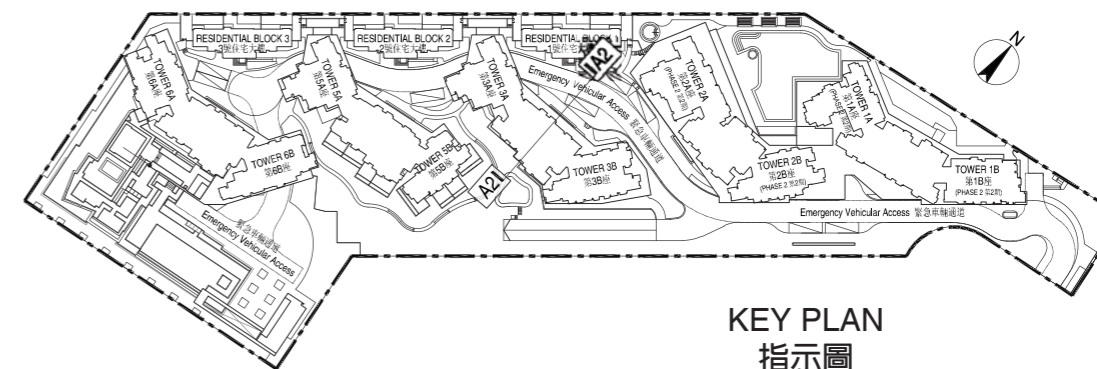

# Cross-section Plan of Building in the Phase 期數中的建築物的橫截面圖



**CROSS-SECTION PLAN A1 - A1**  
**橫截面圖A1 - A1**

1. The part of Emergency Vehicular Access adjacent to the building is 5.55 metres above the Hong Kong Principal Datum.
2. The part of Walkway / Landscape Area adjacent to the building is 5.46 metres above the Hong Kong Principal Datum.
3. The part of Car Park Ramp adjacent to the building is 1.87 to 5.50 metres above the Hong Kong Principal Datum.
4. Dotted line --- denotes the level of the lowest residential floor of the building in the Phase.
5. ▽ denotes height (in metres) above the Hong Kong Principal Datum.

1. 毗連建築物的一段緊急車輛通道為香港主水平基準以上5.55米。
2. 毗連建築物的一段行人通道/園景區為香港主水平基準以上5.46米。
3. 毗連建築物的一段停車場坡道為香港主水平基準以上1.87至5.50米。
4. 虛線 --- 代表期數樓宇之最低住宅樓層水平。
5. ▽代表香港主水平基準以上的高度(米)。

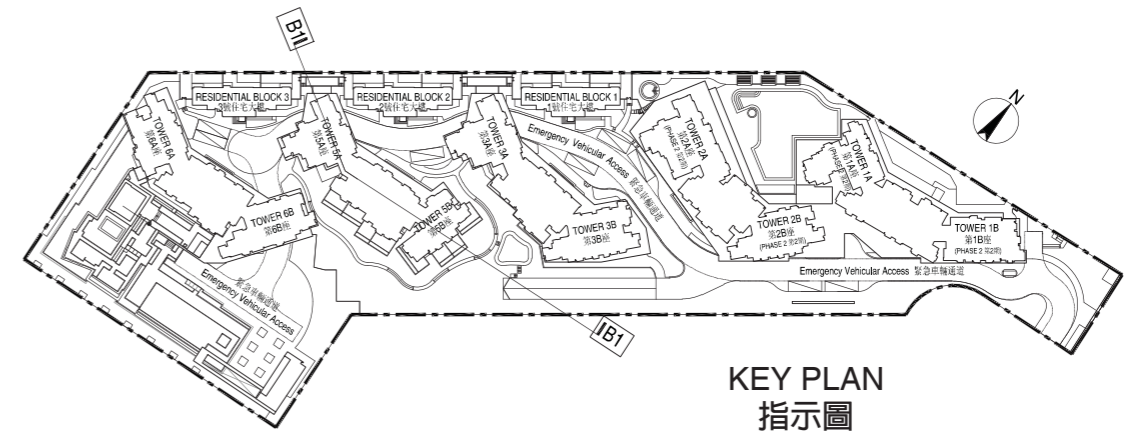
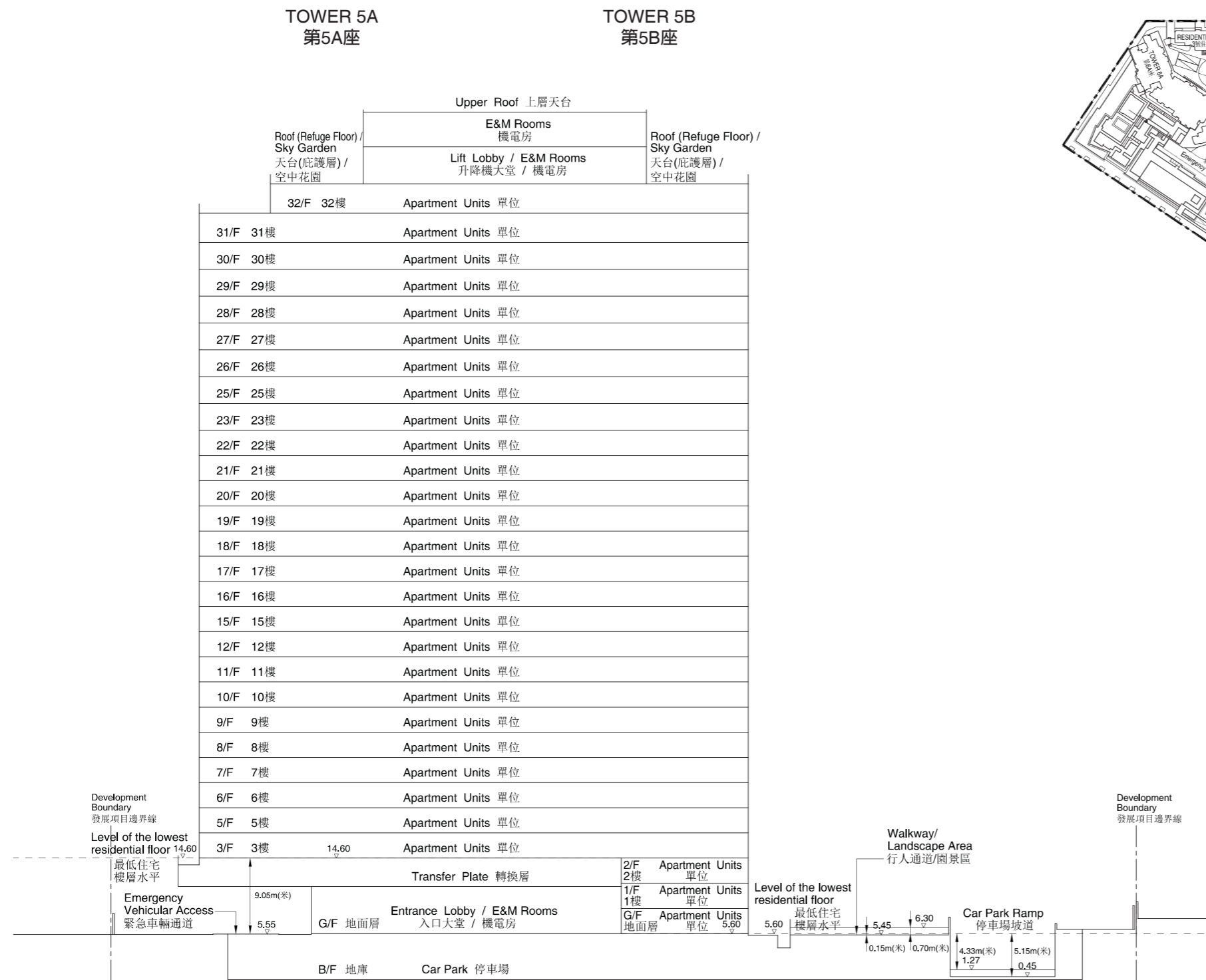


**CROSS-SECTION PLAN A2 - A2**  
**橫截面圖A2 - A2**

1. The part of Walkway / Landscape Area adjacent to the building is 5.65 metres above the Hong Kong Principal Datum.
2. The part of Walkway adjacent to the building is 5.61 metres above the Hong Kong Principal Datum.
3. The part of Emergency Vehicular Access adjacent to the building is 5.55 metres above the Hong Kong Principal Datum.
4. Dotted line --- denotes the level of the lowest residential floor of the building in the Phase.
5. ▽ denotes height (in metres) above the Hong Kong Principal Datum.

1. 毗連建築物的一段行人通道/園景區為香港主水平基準以上5.65米。
2. 毗連建築物的一段行人通道為香港主水平基準以上5.61米。
3. 毗連建築物的一段緊急車輛通道為香港主水平基準以上5.55米。
4. 虛線---代表期數樓宇之最低住宅樓層水平。
5. ▽代表香港主水平基準以上的高度(米)。

# Cross-section Plan of Building in the Phase 期數中的建築物的橫截面圖

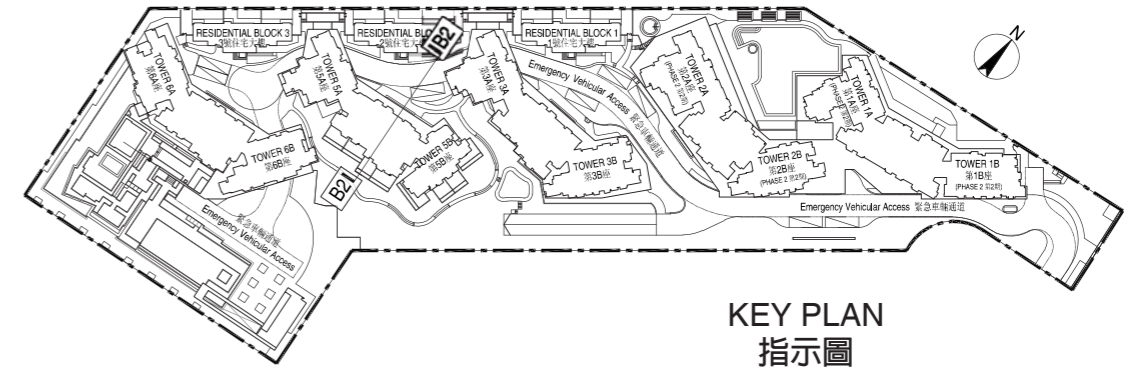



**CROSS-SECTION PLAN B1 - B1  
橫截面圖B1 - B1**

1. The part of Emergency Vehicular Access adjacent to the building is 5.55 metres above the Hong Kong Principal Datum.
2. The part of Walkway / Landscape Area adjacent to the building is 5.45 to 6.30 metres above the Hong Kong Principal Datum.
3. The part of Car Park Ramp adjacent to the building is 0.45 to 1.27 metres above the Hong Kong Principal Datum.
4. Dotted line --- denotes the level of the lowest residential floor of the building in the Phase.
5. ∇ denotes height (in metres) above the Hong Kong Principal Datum.

1. 毗連建築物的一段緊急車輛通道為香港主水平基準以上5.55米。
2. 毗連建築物的一段行人通道/園景區為香港主水平基準以上5.45至6.30米。
3. 毗連建築物的一段停車場坡道為香港主水平基準以上0.45至1.27米。
4. 虛線 --- 代表期數樓宇之最低住宅樓層水平。
5. ∇代表香港主水平基準以上的高度(米)。

**TOWER 5A & 5B  
第5A及5B座**

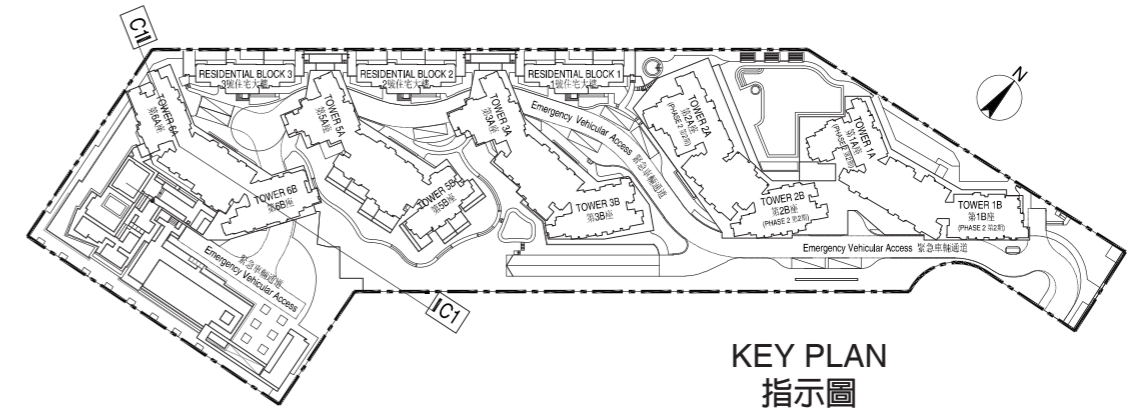
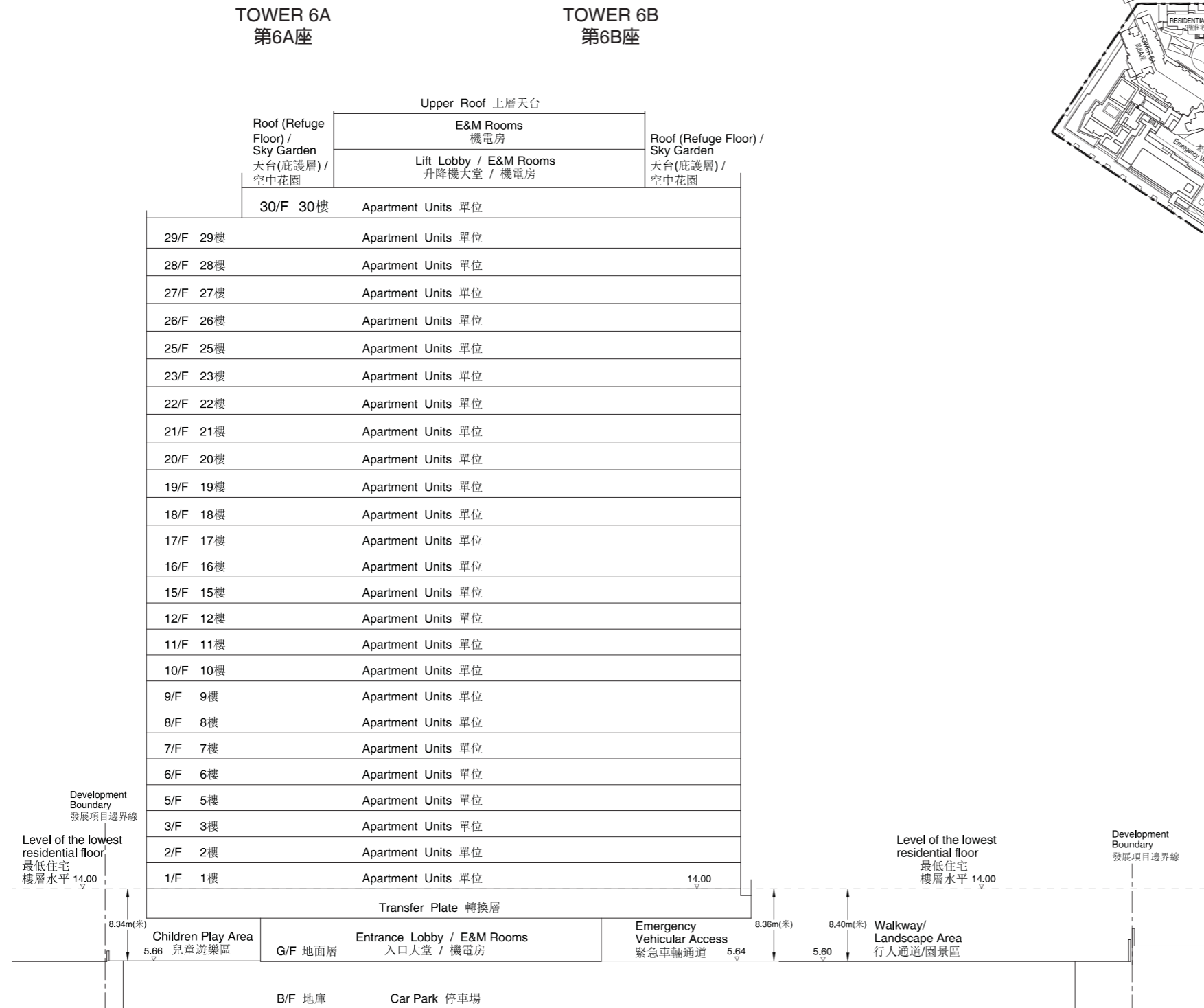


**CROSS-SECTION PLAN B2 - B2  
橫截面圖B2 - B2**

1. The part of Walkway / Landscape Area adjacent to the building is 5.45 metres above the Hong Kong Principal Datum.
2. The part of Walkway adjacent to the building is 5.61 metres above the Hong Kong Principal Datum.
3. The part of Emergency Vehicular Access adjacent to the building is 5.55 metres above the Hong Kong Principal Datum.
4. Dotted line --- denotes the level of the lowest residential floor of the building in the Phase.
5. ▽ denotes height (in metres) above the Hong Kong Principal Datum.

1. 毗連建築物的一段行人通道/園景區為香港主水平基準以上5.45米。
2. 毗連建築物的一段行人通道為香港主水平基準以上5.61米。
3. 毗連建築物的一段緊急車輛通道為香港主水平基準以上5.55米。
4. 虛線 --- 代表期數樓宇之最低住宅樓層水平。
5. ▽代表香港主水平基準以上的高度(米)。

# Cross-section Plan of Building in the Phase 期數中的建築物的橫截面圖

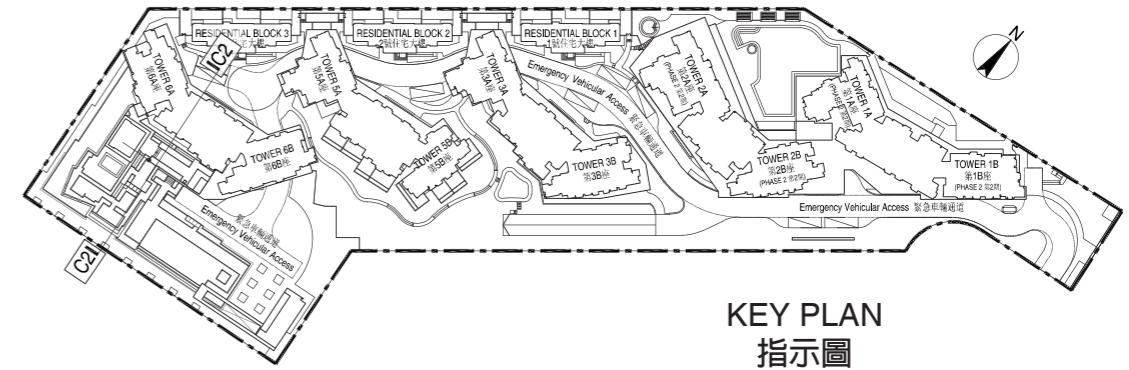



**CROSS-SECTION PLAN C1 - C1**  
**橫截面圖C1 - C1**

1. The part of Children Play Area adjacent to the building is 5.66 metres above the Hong Kong Principal Datum.
2. The part of Emergency Vehicular Access adjacent to the building is 5.64 metres above the Hong Kong Principal Datum.
3. The part of Walkway / Landscape Area adjacent to the building is 5.60 metres above the Hong Kong Principal Datum.
4. Dotted line - - - denotes the level of the lowest residential floor of the building in the Phase.
5. ∇ denotes height (in metres) above the Hong Kong Principal Datum.

1. 毗連建築物的一段兒童遊樂區為香港主水平基準以上5.66米。
2. 毗連建築物的一段緊急車輛通道為香港主水平基準以上5.64米。
3. 毗連建築物的一段行人通道/園景區為香港主水平基準以上5.60米。
4. 虛線 - - - 代表期數樓宇之最低住宅樓層水平。
5. ∇代表香港主水平基準以上的高度(米)。

**TOWER 6A & 6B  
第6A及6B座**

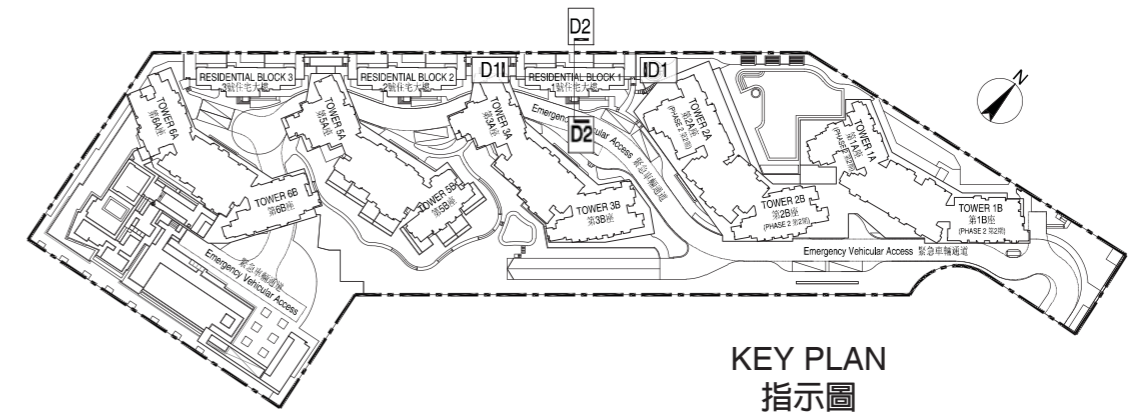


**CROSS-SECTION PLAN C2 - C2  
橫截面圖C2 - C2**

1. The part of Ying Hei Road adjacent to the building is 5.56 metres above the Hong Kong Principal Datum.
2. The part of Walkway / Landscape Area adjacent to the building is 15.50 metres above the Hong Kong Principal Datum.
3. The part of Walkway adjacent to the building is 5.66 metres above the Hong Kong Principal Datum.
4. The part of Emergency Vehicular Access adjacent to the building is 5.45 metres above the Hong Kong Principal Datum.
5. Dotted line --- denotes the level of the lowest residential floor of the building in the Phase.
6. ▽ denotes height (in metres) above the Hong Kong Principal Datum.

1. 毗連建築物的一段迎禧路為香港主水平基準以上5.56米。
2. 毗連建築物的一段行人通道/園景區為香港主水平基準以上15.50米。
3. 毗連建築物的一段行人通道為香港主水平基準以上5.66米。
4. 毗連建築物的一段緊急車輛通道為香港主水平基準以上5.45米。
5. 虛線 --- 代表期數樓宇之最低住宅樓層水平。
6. ▽代表香港主水平基準以上的高度(米)。

# Cross-section Plan of Building in the Phase 期數中的建築物的橫截面圖



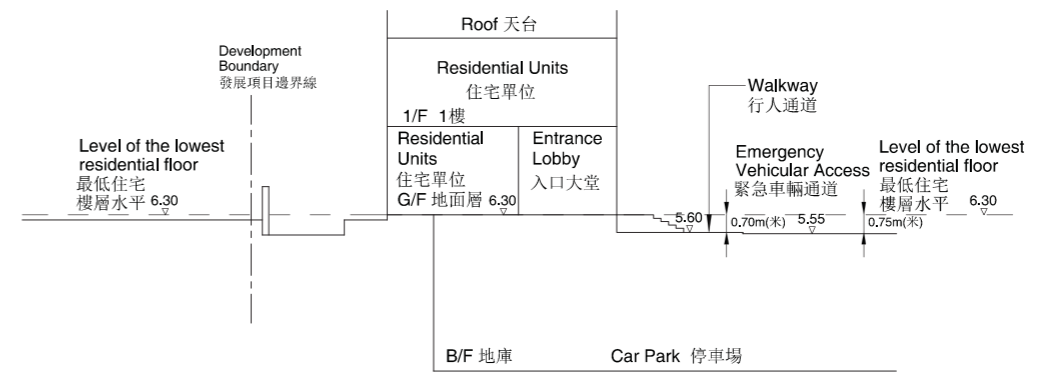
Residential Block 1  
1號住宅大樓



CROSS-SECTION PLAN D1 - D1  
橫截面圖D1 - D1

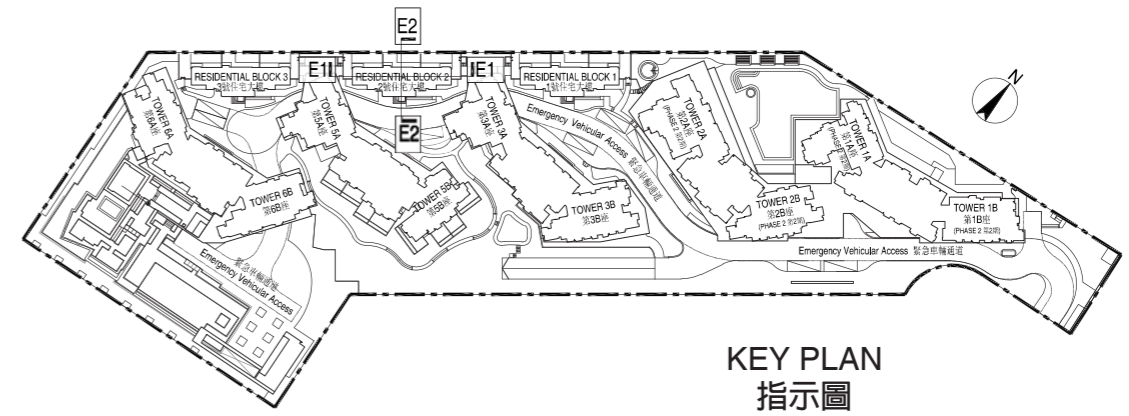
1. The parts of Walkways / Landscape Areas adjacent to the building are both 5.50 metres above the Hong Kong Principal Datum.
2. The part of Walkway adjacent to the building is 5.60 metres above the Hong Kong Principal Datum.
3. The part of Emergency Vehicular Access adjacent to the building is 5.55 metres above the Hong Kong Principal Datum.
4. Dotted line --- denotes the level of the lowest residential floor of the building in the Phase.
5. ∇ denotes height (in metres) above the Hong Kong Principal Datum.

Residential Block 1  
1號住宅大樓



CROSS-SECTION PLAN D2 - D2  
橫截面圖D2 - D2

1. 毗連建築物的兩段行人通道/園景區均為香港主水平基準以上5.50米。
2. 毗連建築物的一段行人通道為香港主水平基準以上5.60米。
3. 毗連建築物的一段緊急車輛通道為香港主水平基準以上5.55米。
4. 虛線 --- 代表期數樓宇之最低住宅樓層水平。
5. ∇代表香港主水平基準以上的高度(米)。

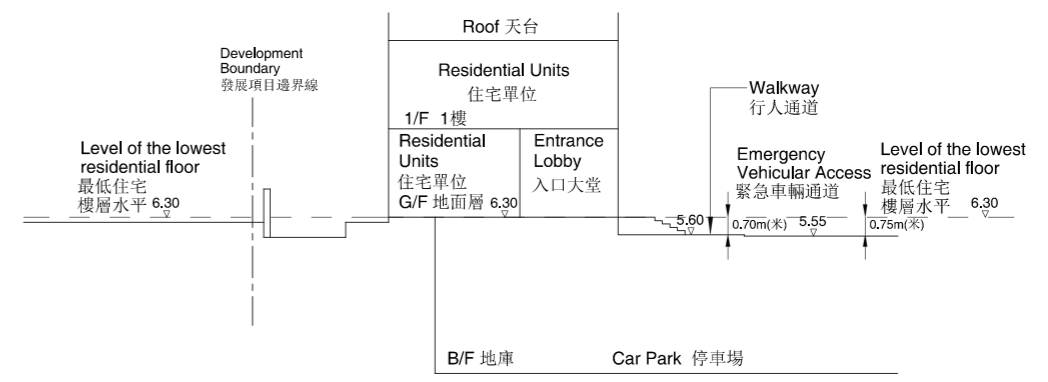


Residential Block 2  
2號住宅大樓



CROSS-SECTION PLAN E1 - E1  
橫截面圖E1 - E1

Residential Block 2  
2號住宅大樓



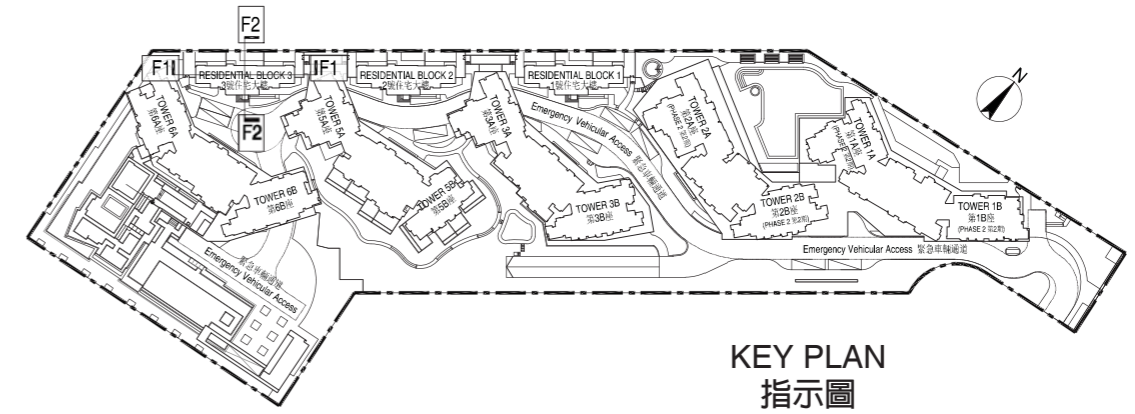
CROSS-SECTION PLAN E2 - E2  
橫截面圖E2 - E2

1. The parts of Walkways / Landscape Areas adjacent to the building are both 5.50 metres above the Hong Kong Principal Datum.
2. The part of Walkway adjacent to the building is 5.60 metres above the Hong Kong Principal Datum.
3. The part of Emergency Vehicular Access adjacent to the building is 5.55 metres above the Hong Kong Principal Datum.
4. Dotted line --- denotes the level of the lowest residential floor of the building in the Phase.
5. ∇ denotes height (in metres) above the Hong Kong Principal Datum.

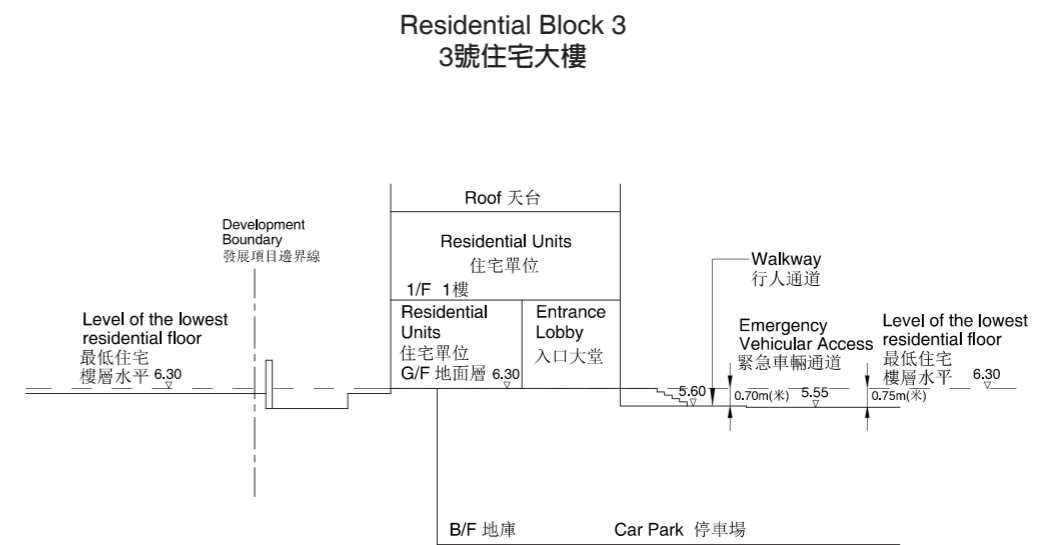
1. 毗連建築物的兩段行人通道/園景區均為香港主水平基準以上5.50米。
2. 毗連建築物的一段行人通道為香港主水平基準以上5.60米。
3. 毗連建築物的一段緊急車輛通道為香港主水平基準以上5.55米。
4. 虛線 --- 代表期數樓宇之最低住宅樓層水平。
5. ∇代表香港主水平基準以上的高度(米)。



# Cross-section Plan of Building in the Phase 期數中的建築物的橫截面圖



CROSS-SECTION PLAN F1 - F1  
橫截面圖F1 - F1

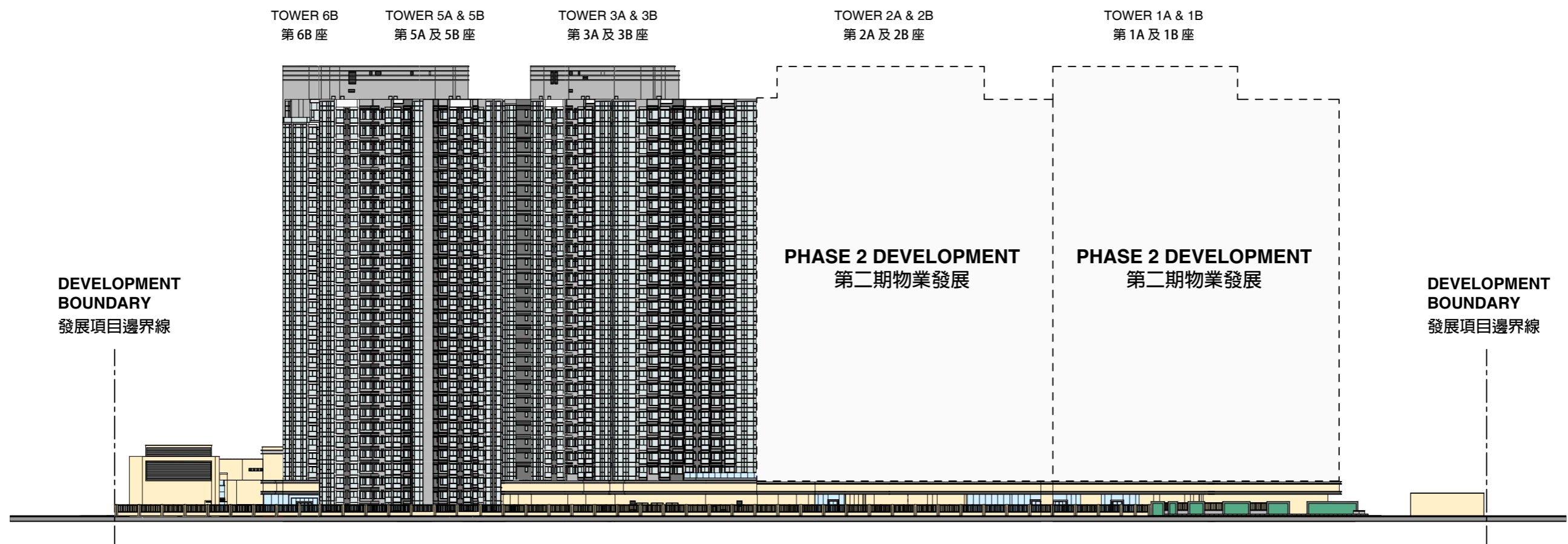
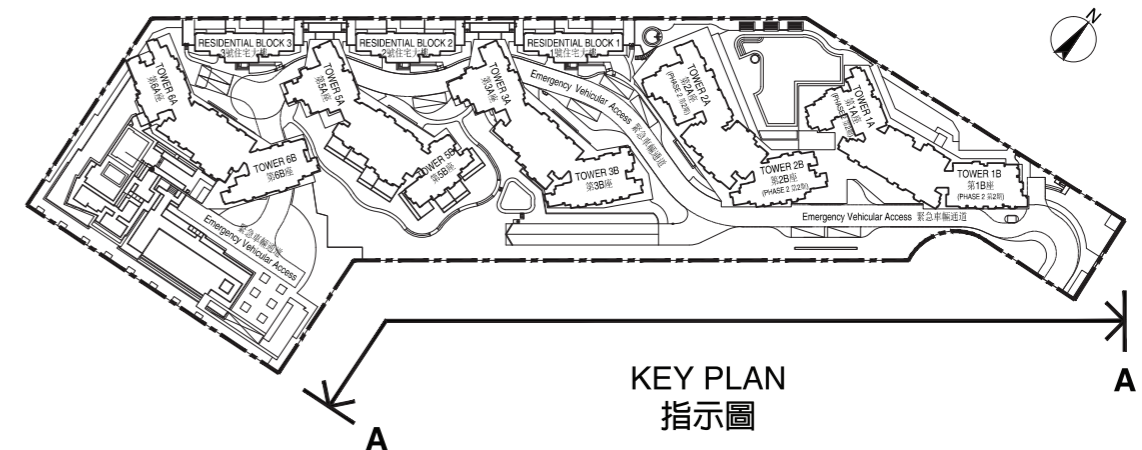


CROSS-SECTION PLAN F2 - F2  
橫截面圖F2 - F2

1. The parts of Walkways / Landscape Area adjacent to the building are both 5.50 metres above the Hong Kong Principal Datum.
2. The part of Walkway adjacent to the building is 5.60 metres above the Hong Kong Principal Datum.
3. The part of Emergency Vehicular Access adjacent to the building is 5.55 metres above the Hong Kong Principal Datum.
4. Dotted line --- denotes the level of the lowest residential floor of the building in the Phase.
5. ∇ denotes height (in metres) above the Hong Kong Principal Datum.

1. 毗連建築物的兩段行人通道/園景區均為香港主水平基準以上5.50米。
2. 毗連建築物的一段行人通道為香港主水平基準以上5.60米。
3. 毗連建築物的一段緊急車輛通道為香港主水平基準以上5.55米。
4. 虛線---代表期數樓宇之最低住宅樓層水平。
5. ∇代表香港主水平基準以上的高度(米)。

# Elevation Plan for the Phase 期數的立面圖

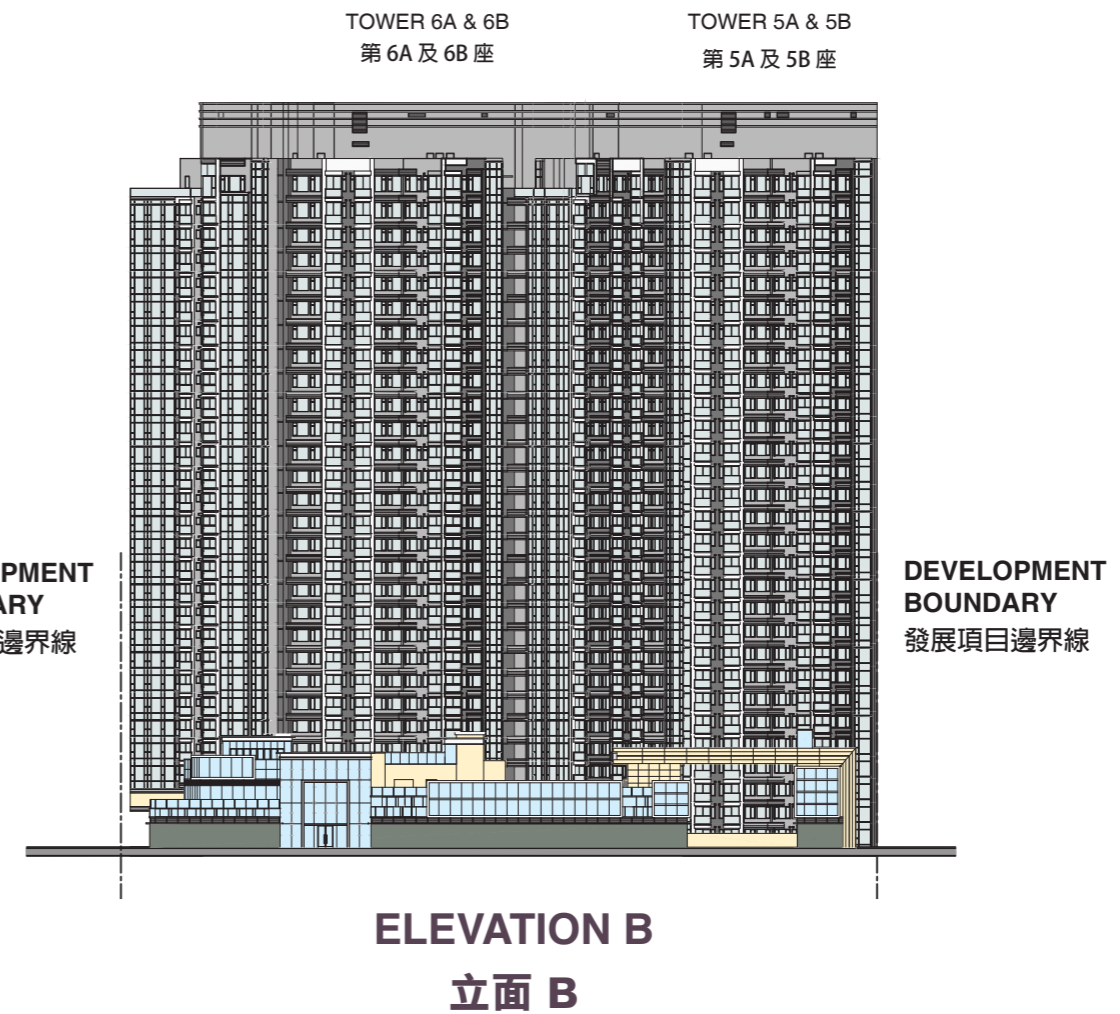
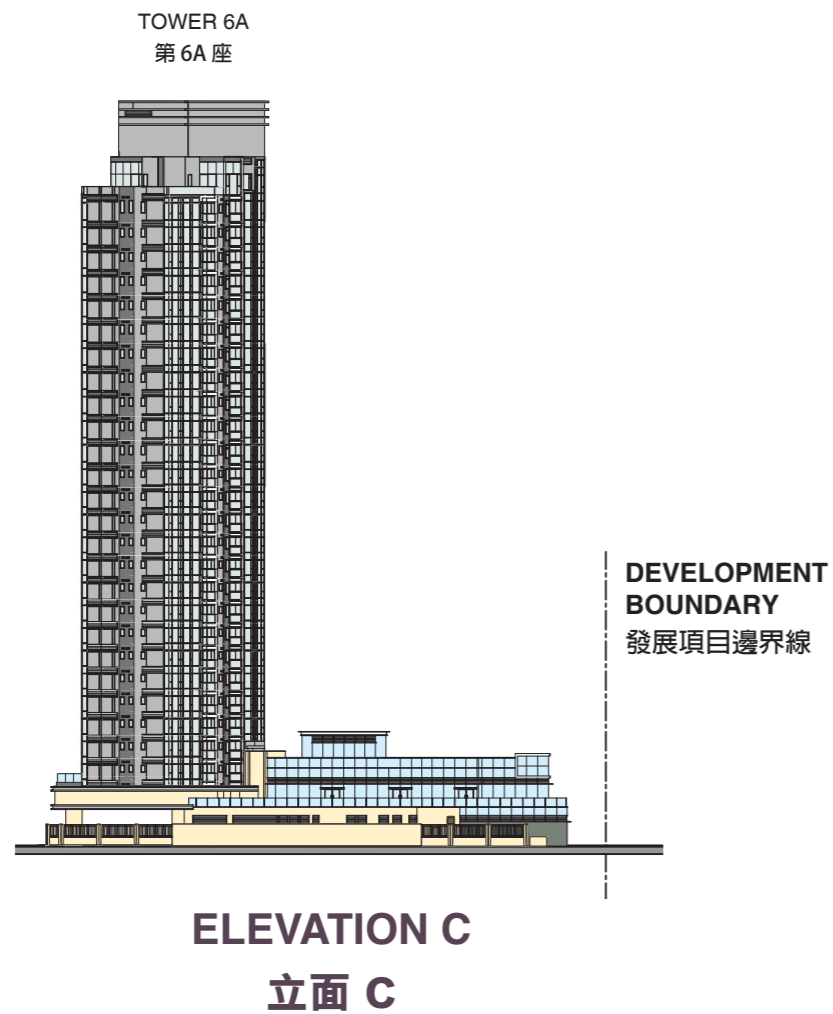
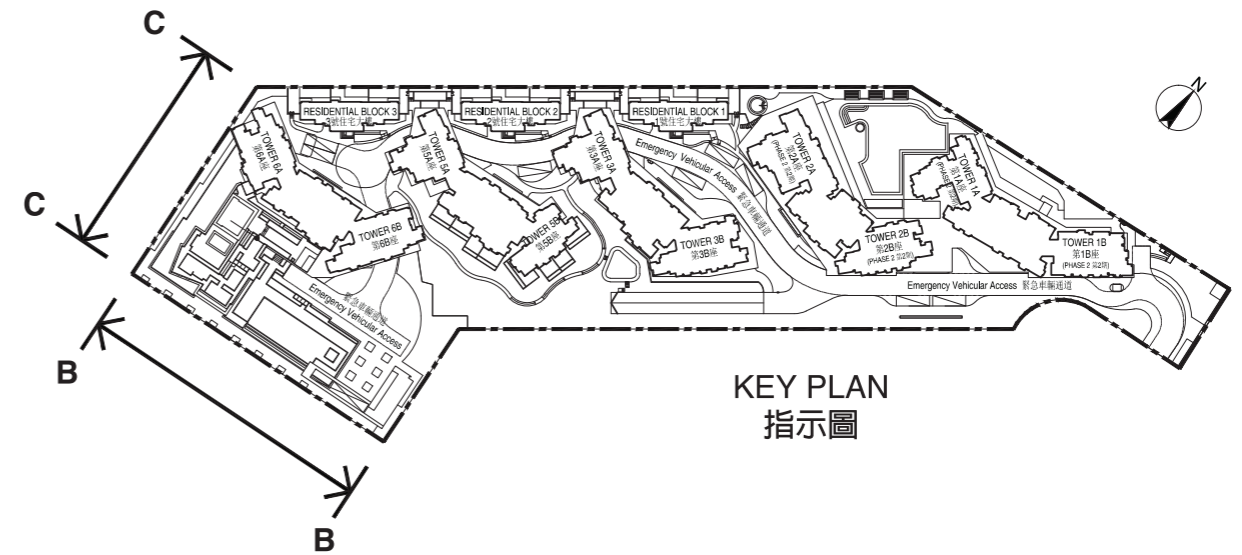


**ELEVATION A**  
**立面 A**

Authorized Person for the Phase certified that the elevations shown on this plan:-  
 (a) are prepared on the basis of the approved Building Plans for the Phase as of 13/10/2015; and  
 (b) are in general accordance with the outward appearance of the Phase.

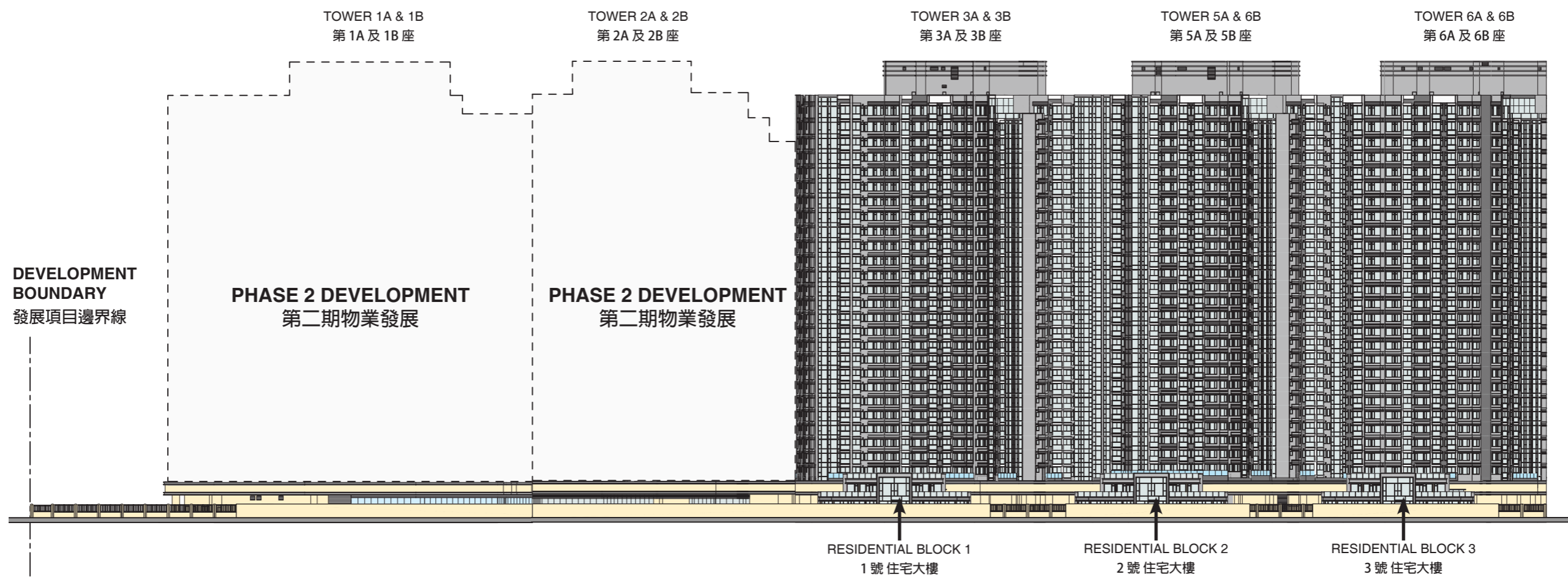
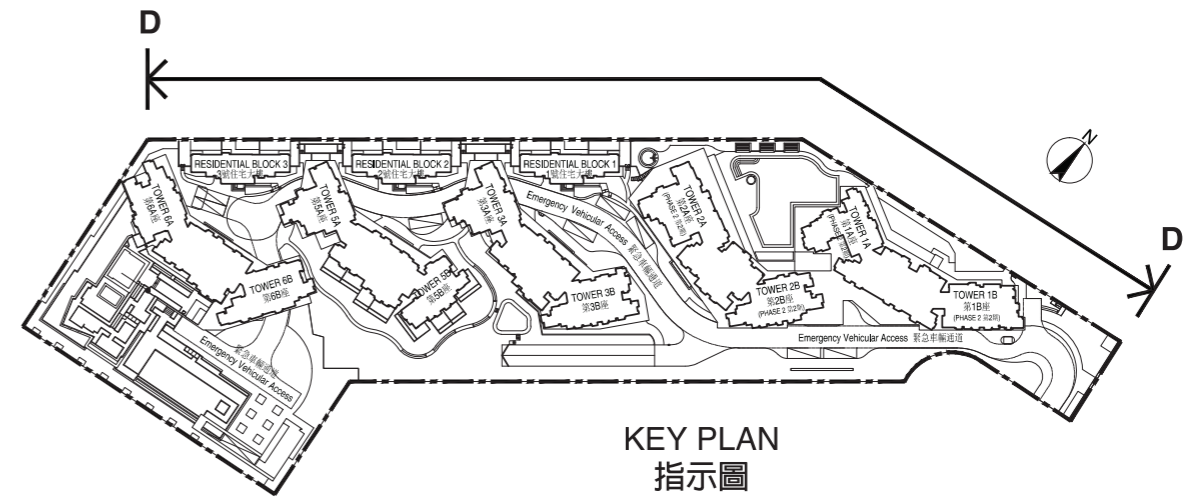
期數的認可人士證明本圖顯示的立面：  
 (a) 以2015年10月13日的情況為準的期數的經批准的建築圖則為基礎擬備；及  
 (b) 大致上與期數的外觀一致。

# Elevation Plan for the Phase 期數的立面圖



Authorized Person for the Phase certified that the elevations shown on this plan:-  
 (a) are prepared on the basis of the approved Building Plans for the Phase as of 13/10/2015; and  
 (b) are in general accordance with the outward appearance of the Phase.

期數的認可人士證明本圖顯示的立面：  
 (a) 以2015年10月13日的情況為準的期數的經批准的建築圖則為基礎擬備；及  
 (b) 大致上與期數的外觀一致。



**ELEVATION D**  
**立面 D**

Authorized Person for the Phase certified that the elevations shown on this plan:-  
 (a) are prepared on the basis of the approved Building Plans for the Phase as of 13/10/2015; and  
 (b) are in general accordance with the outward appearance of the Phase.

期數的認可人士證明本圖顯示的立面：  
 (a) 以2015年10月13日的情況為準的期數的經批准的建築圖則為基礎擬備；及  
 (b) 大致上與期數的外觀一致。

## Information on Common Facilities in the Phase 期數中的公用設施的資料

		Covered 有蓋	Uncovered 露天	Total Area 總面積
Residents' Clubhouse (including any recreational facilities for residents' use) 住客會所 (包括供住客使用的任何康樂設施)	sq. ft. 平方呎	25014.244	36271.375	61285.620
	sq. m. 平方米	2323.880	3369.693	5693.573
Communal garden or play area for residents' use on the roof, or on any floor between the roof and the lowest residential floor, of a building in the Phase (whether known as communal sky garden or otherwise) 位於期數中的建築物的天台或在天台和最低一層住宅樓層之間的任何一層的、供住客使用的公用花園或遊樂地方 (不論是稱為公用空中花園或有其他名稱)	sq. ft. 平方呎	-	19370.184	19370.184
	sq. m. 平方米	-	1799.534	1799.534
Communal garden or play area for residents' use below the lowest residential floor of a building in the Phase (whether known as a covered and landscaped play area or otherwise) 位於期數中的建築物的最低一層住宅樓層以下的、供住客使用的公用花園或遊樂地方 (不論是稱為有蓋及園景的遊樂場或有其他名稱)	sq. ft. 平方呎	17531.714	59092.552	76624.266
	sq. m. 平方米	1628.736	5489.832	7118.568

Note:

Areas in square feet are converted at a rate of 1 square metre to 10.764 square feet, and rounded off to 3 decimal places, which may be slightly different from the area presented in square metres.

備註：

以平方呎顯示之面積均依據1平方米=10.764平方呎換算，並以四捨五入至小數後三個位，與以平方米表述之面積可能有些微差異。

## Inspection of Plans and Deed of Mutual Covenant 閱覽圖則及公契

1. A copy of the outline zoning plan relating to the development is available at [www.ozp.tpb.gov.hk](http://www.ozp.tpb.gov.hk).
  2. A copy of every deed of mutual covenant in respect of the residential property that has been executed is available for inspection at the place at which the residential property is offered to be sold.
  3. The inspection is free of charge.
1. 備有關乎本發展項目的分區計劃大綱圖的文本供閱覽的互聯網網站的網址為 [www.ozp.tpb.gov.hk](http://www.ozp.tpb.gov.hk)。
  2. 關於住宅物業每一已簽立的公契存放在住宅物業的售樓處，以供閱覽。
  3. 無須為閱覽付費。



# **Fittings, Finishes and Appliances**

## **裝置、裝修物料及設備**

# Fittings, Finishes and Appliances

## 裝置、裝修物料及設備

### 1. Exterior finishes

Item	Description
(a) External wall	<p><b>Type of finishes:</b></p> <p>Podium external walls are finished with glass wall, curtain wall, aluminum cladding, aluminum louvers, aluminum grilles, ceramic tiles, artificial granite tiles and natural stone.</p> <p>Residential Block Residential Units' external walls are finished with glass wall, curtain wall, glass cladding, aluminum cladding, aluminum louvers, aluminum grilles, artificial granite tiles and natural stone.</p> <p>Tower Apartment Units' external walls are finished with curtain wall, glass cladding, aluminum cladding, aluminum louvers, aluminum grilles and ceramic tiles.</p>
(b) Window	<p><b>Material of frame:</b> Aluminum frame with fluorocarbon coating.</p> <p><b>Material of glass:</b> Clear insulated glass unit (IGU) with low-emissivity coating, monolithic acid-etched glass and monolithic clear glass.</p>
(c) Bay window	Nil.
(d) Planter	Nil.
(e) Verandah or balcony	<p>All balconies are covered (except all G/F Residential Units of Residential Blocks) and fitted with aluminum framed tempered glass balustrade, wall finished with ceramic wall tiles, ceiling finished with painting, floor finished with homogeneous tiles.</p> <p>There is no verandah.</p>
(f) Drying facilities for clothing	Nil.

### 2. Interior finishes

Item	Description
(a) Lobby	<p><b>(i) Type of wall finishes:</b></p> <ol style="list-style-type: none"> <li>Entrance lobby on ground floor: natural stone, glass tile, artificial wooden veneer, stainless steel, decorated mirror and decorated glass.</li> <li>Entrance lift lobby on residential floor: natural stone, glass tile, artificial wooden veneer, stainless steel, decorated mirror, decorated glass, reconstituted stone, polymer resin surfacing and wall covering.</li> <li>Entrance lift lobby on basement floor: reconstituted stone, artificial wooden veneer, stainless steel, decorated mirror and decorated glass.</li> <li>Fireman lift lobby on ground floor (for Towers only): <ul style="list-style-type: none"> <li>- plaster finish with emulsion paint for Tower 3A and 3B and 6A and 6B;</li> <li>- porcelain tile, stainless steel and decorated mirror for Tower 5A and 5B.</li> </ul> </li> <li>Fireman lift lobby on residential floor (for Towers only): <ul style="list-style-type: none"> <li>- porcelain tile and stainless steel and decorated mirror for 1/F and 2/F of Tower 5A and 5B.</li> <li>- plaster finish with emulsion paint for other residential floors.</li> </ul> </li> <li>Fireman lift lobby on basement floor (for Towers only): plaster finish with emulsion paint.</li> </ol> <p><b>(ii) Type of floor finishes:</b></p> <ol style="list-style-type: none"> <li>Entrance lobby on ground floor: natural stone.</li> <li>Entrance lift lobby on residential floor: natural stone, reconstituted stone and porcelain tile.</li> <li>Entrance lift lobby on basement floor: natural stone, reconstituted stone and porcelain tile.</li> <li>Fireman lift lobby on ground floor, residential floor and basement floor (for Towers only): porcelain tile.</li> </ol> <p><b>(iii) Type of ceiling finishes:</b></p> <ol style="list-style-type: none"> <li>Entrance lobby on ground floor: gypsum board false ceiling with emulsion paint, stainless steel, artificial wooden veneer and acrylic panel.</li> <li>Entrance lift lobby on residential floor: gypsum board false ceiling with emulsion paint, stainless steel, artificial wooden veneer and acrylic panel.</li> <li>Entrance lift lobby on basement floor: gypsum board false ceiling with emulsion paint and stainless steel.</li> <li>Fireman lift lobby on ground floor, residential floor and basement floor (for Towers only): gypsum board false ceiling with emulsion paint.</li> </ol>



# Fittings, Finishes and Appliances

## 裝置、裝修物料及設備

### 2. Interior finishes

Item	Description
(b) Internal wall and ceiling	<p>(i) <b>Type of wall finishes for living room, dining room and bedroom:</b> Plaster finish with emulsion paint.</p> <p>(ii) <b>Type of ceiling finishes for living room, dining room and bedroom:</b> Plaster finish with emulsion paint for exposed ceiling; gypsum board with emulsion paint where false ceiling is provided.</p>
(c) Internal floor	<p><b>Material of floor and skirting for living room, dining room and bedroom:</b></p> <p>i. For units with enclosed kitchen: engineering wooden flooring and artificial wooden veneer skirting at living room, dining room and bedroom; reconstituted stone border is provided in living room along balcony side.</p> <p>ii. For units with open kitchen:</p> <ul style="list-style-type: none"> <li>- For units with only one bedroom: porcelain floor tile and artificial wooden veneer skirting.</li> <li>- For units with two or more bedrooms: porcelain floor tile and artificial wooden veneer skirting for living and dining room; engineering wooden floor and artificial wooden veneer skirting for bedroom.</li> </ul>
(d) Bathroom	<p>(i) <b>Type of wall, floor and ceiling finishes:</b></p> <p>i. Master Bathroom: reconstituted stone, decorated mirror, decorated glass and stainless steel for wall; reconstituted stone for floor; gypsum board and aluminum false ceiling for ceiling; wall behind basin counter is fitted with ceramic tile.</p> <p>ii. Other bathrooms: porcelain tile, decorated mirror, decorated glass and stainless steel for wall; reconstituted stone for floor; gypsum board and aluminum false ceiling for ceiling; wall behind basin counter is fitted with ceramic tile.</p> <p>(ii) <b>Whether the wall finishes run up to the ceiling:</b> Wall finishes run up to false ceiling.</p>
(e) Kitchen	<p>(i) <b>Type of wall, floor, ceiling and cooking bench finishes:</b></p> <p>i. Enclosed kitchen: porcelain tile, stainless steel and decorated mirror for wall; natural stone for floor; gypsum board and aluminum false ceiling for ceiling; wall behind kitchen cabinet, washing machine and refrigerator are fitted with ceramic tile.</p> <p>ii. Open kitchen: stainless steel and decorated mirror for wall; porcelain tile for floor; gypsum board false ceiling for ceiling; wall behind kitchen cabinet, washing machine and refrigerator are fitted with ceramic tile.</p> <p>iii. Cooking bench: artificial solid surfacing.</p> <p>(ii) <b>Whether the wall finishes run up to the ceiling:</b> Wall finishes run up to false ceiling.</p>

### 3. Interior fittings

Item	Description
(a) Doors	<p>(i) <b>Material:</b></p> <p>i. Door of entrance, kitchen, bedroom and store: solid core timber door with hardwood door frame.</p> <p>ii. Door of bathroom (with window): solid core timber door with hardwood door frame (except Apartment Unit 06 of Tower 3B; Apartment Unit 01 of Tower 5B at G/F, 1/F and 2/F; Apartment Unit 07 of Tower 5A; Apartment Unit 06 of Tower 5B; Apartment Unit 07 of Tower 6A and Apartment Unit 06 of Tower 6B, timber ventilation louver are equipped).</p> <p>iii. Door of bathroom (without window):</p> <ul style="list-style-type: none"> <li>- solid core timber door with ventilation louver and hardwood door frame for units with two or more bedrooms;</li> <li>- glass sliding door with stainless steel door frame are fitted for all units with only one bedroom (except Apartment Unit 08, 09 and 10 of Tower 3B; Apartment Unit 07 and 08 of Tower 5B and Apartment Unit 08 on 1/F and 2/F of Tower 6A).</li> <li>- solid core timber swing door with hardwood door frame and glass sliding door with stainless steel door frame for bathroom in Apartment Unit 08, 09 and 10 of Tower 3B; Apartment Unit 07 and 08 of Tower 5B where two doors are provided.</li> <li>- solid core timber swing door with hardwood door frame for Apartment Unit 08 on 1/F and 2/F of Tower 6A.</li> </ul> <p>iv. Door of partition between bedroom and study of Apartment Unit: glass sliding door with stainless steel door frame.</p> <p>v. Door to balcony: aluminum frame door with insulated glazing unit (IGU) glass.</p> <p>vi. Door to flat roof: aluminum frame door with insulated glazing unit (IGU) glass.</p> <p>(ii) <b>Finishes:</b></p> <p>i. Door of entrance, kitchen, bedroom and store: artificial wooden veneer for timber door.</p> <p>ii. Door of bathroom: artificial wooden veneer for timber door and glass with stainless steel frame for glass sliding door.</p> <p>iii. Door of partition between bedroom and study of Apartment Unit: glass with stainless steel frame for glass sliding door.</p> <p>iv. Door to balcony: aluminum frame finished with fluorocarbon coating and clear insulated glazing unit (IGU) glass.</p> <p>v. Door to flat roof: aluminum frame finished with fluorocarbon coating and clear insulated glazing unit (IGU) glass.</p> <p>(iii) <b>Accessories:</b></p> <p>i. Door of entrance: lockset with handle, door viewer and door closer.</p> <p>ii. Door of kitchen: handle and door closer.</p> <p>iii. Door of bedroom, store and solid core timber door of bathroom: lockset with handle.</p> <p>iv. Sliding door of bathroom: lockset.</p> <p>v. Door of partition between bedroom and study of Apartment Unit: nil</p> <p>vi. Door of balcony: lockset with handle.</p> <p>vii. Door of flat roof: lockset with handle.</p>

### 3. Interior fittings

Item	Description
(b) Bathroom	<p><b>(i) Type and material of fittings and equipment:</b></p> <p>i. Master bathroom: enamel cast iron bath tub, vitreous china water closet, vitreous china wash basin, chrome plate bath mixer, chrome plate basin mixer, chrome plate toilet paper holder, wooden mirror cabinet and vanity counter with natural stone counter top.</p> <p>ii. Other bathrooms: vitreous china water closet, vitreous china wash basin, chrome plate basin mixer, chrome plate toilet paper holder, wooden mirror cabinet and vanity counter with natural stone counter top.</p> <p><b>(ii) Type and material of water supply system:</b> Indirect feed water supply system is provided, and copper pipes with thermal insulation for both hot and cold water supply.</p> <p><b>(iii) Bathing facilities:</b></p> <p>i. Master bathroom: enamel cast iron bath tub.</p> <p>ii. Other bathrooms: shower cubical of reconstituted stone.</p> <p><b>(iv) Size of bath tub:</b> L'1500mm x W'700mm x D'425mm.</p>
(c) Kitchen	<p><b>(i) Material of sink unit:</b> Stainless steel.</p> <p><b>(ii) Material of water supply system:</b> Copper pipes with thermal insulation for both hot and cold water supply.</p> <p><b>(iii) Material and finishes of kitchen cabinet:</b></p> <p>i. Enclosed kitchen: wooden carcass and wooden door with acrylic surface.</p> <p>ii. Open kitchen (for Units with three bedrooms):</p> <ul style="list-style-type: none"> <li>- wooden carcass, wooden door with acrylic and mirror surface and glass door with aluminum frame (except Apartment Unit 09 of Tower 3A and Apartment Unit 09 of Tower 5A )</li> <li>- wooden carcass and wooden door with acrylic surface for Apartment Unit 09 of Tower 3A and Apartment Unit 09 of Tower 5A.</li> </ul> <p>iii. Open kitchen (for Units with one or two bedrooms): wooden carcass and wooden door with acrylic surface.</p> <p><b>(iv) Type of all other fittings and equipment:</b> Chrome plate sink mixer, built-in cooking hobs, cooker hood, built-in refrigerator, built-in microwave, wine cellar, built-in 2 in 1 washer &amp; dryer machine and water heater.</p> <p>For model and brand name of appliances provision, please refer to the "Appliance Schedule".</p>
(d) Bedroom	<b>Type and material of fittings (including built-in wardrobe):</b> Nil
(e) Telephone	<p><b>Location and number of connection points:</b> Telephone points are provided at living room and bedrooms.</p> <p>For the location and number of connection points, please refer to the "Schedule of Mechanical &amp; Electrical Provisions" and the "Mechanical and Electrical Provisions Plan".</p>

Item	Description
(f) Aerials	<p><b>Location and number of connection points:</b> TV / FM outlets are provided at living room, bedrooms and store.</p> <p>For the location and number of TV / FM points, please refer to the "Schedule of Mechanical and Electrical Provisions" and the "Mechanical and Electrical Provisions Plan".</p>
(g) Electrical installations	<p><b>(i) Electrical fittings (including safety devices):</b> Concealed and exposed conduit wiring for lighting and power points are provided (with miniature circuit breakers and distribution board).</p> <p>For type of electricity supply of each unit, please refer to the "Mechanical and Electrical Provisions Plan".</p> <p><b>(ii) Location and number of power points and air-conditioner points:</b> For the location and number of power points and A/C point, please refer to the "Schedule of Mechanical and Electrical Provisions" and the "Mechanical and Electrical Provisions Plan".</p>
(h) Gas supply	<p><b>Type, system and location :</b> For Tower Apartment Units: Town gas is provided for Apartment Units with kitchens where fitted with gas hob.</p> <p>For Residential Block Residential Units: Town gas points are only provided in kitchens where fitted with gas hob and ground floor garden.</p> <p>For number and location of the connection points, please refer to the "Schedule of Mechanical and Electrical Provisions" and the "Mechanical and Electrical Provisions Plan".</p>
(i) Washing machine connection point	<p><b>(i) Location:</b> Provided in kitchen (including enclosed and open kitchen).</p> <p><b>(ii) Design:</b> Water supply connection point of a pipe of 22mm in diameter, drainage connection point of a pipe of 40mm in diameter.</p> <p>For the location of the connection point, please refer to "Mechanical and Electrical Provisions Plan".</p>
(j) Water supply	<p><b>(i) Material of water pipes:</b> Concealed copper pipes and exposed copper pipes with thermal insulation for hot and cold water supply.</p> <p><b>(ii) Whether hot water is available:</b> Hot water is available.</p>

# Fittings, Finishes and Appliances

## 裝置、裝修物料及設備

### 4. Miscellaneous

Item	Description
(a) Lifts	<p><b>(i) Brand name and model number:</b> "Kone MiniSpace" lifts for Tower 3A and 3B, 5A and 5B, 6A and 6B. "Kone MonoSpace" lifts for Residential Block 1, 2 and 3.</p> <p><b>(ii) Number of lift and floors served by them:</b> 3 nos. of lifts to serve Tower 3A at B/F, G/F, 1/F - 3/F, 5/F - 12/F, 15/F - 23/F, 25/F - 30/F and roof. 3 nos. of lifts to serve Tower 3B at B/F, G/F, 1/F - 3/F, 5/F - 12/F, 15/F - 23/F, 25/F - 30/F and roof. An extra 1 no. of lift to serve both Tower 3A and 3B at B/F, G/F, 1/F - 3/F, 5/F - 12/F, 15/F - 23/F, 25/F - 30/F and roof. 3 nos. of lifts to serve Tower 5A at B/F, G/F, 3/F, 5/F - 12/F, 15/F - 23/F, 25/F - 32/F and roof. 3 nos. of lifts to serve Tower 5B at B/F, G/F, 1/F - 3/F, 5/F - 12/F, 15/F - 23/F, 25/F - 32/F and roof. An extra 1 no. of lift to serve both Tower 5A and 5B at B/F, G/F, 1/F - 3/F, 5/F - 12/F, 15/F - 23/F, 25/F - 32/F and roof. 3 nos. of lifts to serve Tower 6A at B/F, G/F, 1/F - 3/F, 5/F - 12/F, 15/F - 23/F, 25/F - 30/F and roof. 3 nos. of lifts to serve Tower 6B at B/F, G/F, 1/F - 3/F, 5/F - 12/F, 15/F - 23/F, 25/F - 30/F and roof. An extra 1 no. of lift to serve both Tower 6A and 6B at B/F, G/F, 1/F - 3/F, 5/F - 12/F, 15/F - 23/F, 25/F - 30/F and roof. 1 no. of lift to serve Residential Block 1 at B/F, G/F and 1/F. 1 no. of lift to serve Residential Block 2 at B/F, G/F and 1/F. 1 no. of lift to serve Residential Block 3 at B/F, G/F and 1/F.</p>
(b) Letter box	<b>Material:</b> Stainless steel.
(c) Refuse collection	<p><b>(i) Means of refuse collection:</b> For Towers: Refuse will be collected from refuse storage and materials recycling rooms on each residential floor of Tower 3A and 3B, Tower 5A and 5B, Tower 6A and 6B and centrally handled at the refuse storage and material recycling chamber at B/F. For Residential Blocks: Refuse will be collected from refuse storage and materials recycling rooms at B/F of Residential Blocks 1, 2 and 3 and centrally handled at the refuse storage and material recycling chamber at B/F.</p> <p><b>(ii) Location of refuse room:</b> Refuse storage and materials recycling rooms are provided on each residential floor of Tower 3A and 3B, Tower 5A and 5B, Tower 6A and 6B. Refuse storage and materials recycling rooms are provided at B/F of Residential Blocks 1, 2 and 3. Refuse storage and materials recycling chamber is situated on B/F.</p>

### 4. Miscellaneous

Item	Description
(d) Water meter, electricity meter and gas meter	<p><b>Location:</b> Separate water meter and electricity meter for each Apartment Unit of Tower 3A and 3B, Tower 5A and 5B, Tower 6A and 6B are provided in common water meter cabinet and electric meter room on each residential floor of Tower 3A and 3B, Tower 5A and 5B, Tower 6A and 6B. Separate water meter and electricity meter for each Residential Unit of Residential Block 1, 2 and 3 are provided in common water meter cabinet and electric meter room on B/F of Residential Block 1, 2 and 3. Gas meter installation point is provided inside kitchen of each Apartment Unit and Residential Unit with gas hob / gas heater.</p>

### 5. Security facilities

Item	Description
Security system and equipment	<p><b>Security system and equipment (including details of built-in provisions and their locations):</b> CCTV cameras are provided along boundary fence wall of the Phase, inside G/F entrance lobby of each Tower and Residential Block, all fireman lift lobbies, inside resident's recreational facilities, Phase entrance, basement entrance, all roofs and all lifts, and to be monitored at the watchman counter. Infra-red sensors are provided along boundary of Residential Blocks 1, 2 and 3, and monitored at the caretaker office. Audio door phone handset is provided at each Apartment Unit of Tower 3A and 3B, Tower 5A and 5B, Tower 6A and 6B. Video door phone handset is provided at each Residential Unit of Residential Blocks 1, 2 and 3. Visitor panels are provided at G/F watchman counter and B/F entrance of Tower 3A and 3B, Tower 5A and 5B, Tower 6A and 6B. Visitor panels are provided at G/F entrance of Residential Blocks 1, 2 and 3. Smart card access control system is provided.</p>

### 6. Appliances

Item	Description
Appliances	<p><b>Brand name and model number:</b> For brand name and model number of appliances provision, please refer to the "Appliance Schedule".</p>

Note:  
The Vendor undertakes that if lifts or appliances of the specified brand name or model number are not installed in the Phase, lifts or appliances of comparable quality will be installed.

## 1. 外部裝修物料

細項	描述
(a) 外牆	<p><b>裝修物料的类型：</b></p> <p>平台外牆鋪砌玻璃牆、玻璃幕牆、鋁飾板、鋁百葉、鋁格柵、瓷磚、人造石磚及天然石材。</p> <p>住宅大樓住宅單位外牆鋪砌玻璃牆、玻璃幕牆、玻璃飾板、鋁飾板、鋁百葉、鋁格柵、人造石磚及天然石材。</p> <p>高樓單位外牆鋪砌玻璃幕牆、玻璃飾板、鋁飾板、鋁百葉、鋁格柵及瓷磚。</p>
(b) 窗	<p><b>框的用料：</b>氟化碳噴塗鋁窗框。</p> <p><b>玻璃的用料：</b>雙層中空清玻璃配低輻射鍍膜，單片酸蝕玻璃及單片清玻璃。</p>
(c) 窗台	不設。
(d) 花槽	不設。
(e) 陽台或露台	<p>所有露台均有蓋(住宅大樓中地面層的所有住宅單位除外)及裝有鋁框鋼化玻璃欄杆，牆壁鋪砌瓷磚，天花髹油漆，地台鋪砌過底磚。</p> <p>不設陽台。</p>
(f) 乾衣設施	不設。

## 2. 室內裝修物料

細項	描述
(a) 大堂	<p><b>(i) 牆壁的裝修物料的类型：</b></p> <p>i. 地面層入口大堂：天然石材、玻璃磚、人造木皮、不鏽鋼、裝飾鏡和裝飾玻璃。</p> <p>ii. 住宅層升降機大堂：天然石材、玻璃磚、人造木皮、不鏽鋼、裝飾鏡、裝飾玻璃、合成石材、複合樹脂飾面和牆紙。</p> <p>iii. 地庫層升降機大堂：合成石材、人造木皮、不鏽鋼、裝飾鏡和裝飾玻璃。</p> <p>iv. 地面層消防升降機大堂(只適用於高樓)：</p> <ul style="list-style-type: none"> <li>- 第3A及3B座及6A及6B座用石膏批盪配乳膠漆。</li> <li>- 第5A及5B座鋪設瓷磚、不鏽鋼和裝飾鏡。</li> </ul> <p>v. 住宅層消防升降機大堂(只適用於高樓)：</p> <ul style="list-style-type: none"> <li>- 第5A及5B座1樓及2樓鋪設瓷磚、不鏽鋼和裝飾鏡。</li> <li>- 其他住宅樓層用石膏批盪配乳膠漆。</li> </ul> <p>vi. 地庫層消防升降機大堂(只適用於高樓)：石膏批盪配乳膠漆。</p> <p><b>(ii) 地板的裝修物料的类型：</b></p> <p>i. 地面層入口大堂：天然石材。</p> <p>ii. 住宅層升降機大堂：天然石材、合成石材和瓷磚。</p> <p>iii. 地庫層升降機大堂：天然石材、合成石材和瓷磚。</p> <p>iv. 地面層、住宅層及地庫層的消防升降機大堂(只適用於高樓)：瓷磚。</p> <p><b>(iii) 天花板的裝修物料的类型：</b></p> <p>i. 地面層入口大堂：石膏板假天花配乳膠漆，不鏽鋼、人造木皮和纖維塑料板。</p> <p>ii. 住宅層升降機大堂：石膏板假天花配乳膠漆，不鏽鋼、人造木皮和纖維塑料板。</p> <p>iii. 地庫層升降機大堂：石膏板假天花配乳膠漆和不鏽鋼。</p> <p>iv. 地面層、住宅層及地庫層的消防升降機大堂(只適用於高樓)：石膏板假天花配乳膠漆。</p>
(b) 內牆及天花板	<p><b>(i) 客廳、飯廳和睡房的牆壁裝修物料的类型：</b></p> <p>石膏批盪連乳膠漆。</p> <p><b>(ii) 客廳、飯廳和睡房的天花板裝修物料的类型：</b></p> <p>外露的天花面以石膏批盪和乳膠漆完成；設有假天花的均以石膏板配乳膠漆。</p>

# Fittings, Finishes and Appliances 裝置、裝修物料及設備

## 2. 室內裝修物料

細項	描述
(c) 內部地板	<p><b>客廳、飯廳和睡房的地板及牆腳線的用料：</b></p> <p>i. 附設獨立式廚房的單位：於客廳、飯廳及睡房鋪設複合木地板和人造木皮牆腳線；客廳沿著露台邊鋪設合成石材圍邊。</p> <p>ii. 附設開放式廚房的單位：</p> <ul style="list-style-type: none"> <li>- 設有一間睡房的單位：瓷磚地板和人造木皮牆腳線。</li> <li>- 設有兩間或以上睡房的單位：客廳鋪設瓷磚地板和人造木皮牆腳線；睡房均鋪設複合木地板和人造木皮牆腳線。</li> </ul>
(d) 浴室	<p><b>(i) 牆壁、地板及天花板的裝修物料的類型：</b></p> <p>i. 主浴室：牆壁鋪設人造石材、裝飾鏡、裝飾玻璃和不鏽鋼；地板鋪設合成石材；天花裝設石膏板和鋁質板的假天花；洗臉盆櫃背後的牆鋪設瓷磚。</p> <p>ii. 其他浴室：牆壁鋪設瓷磚、裝飾鏡、裝飾玻璃和不鏽鋼；地板鋪設合成石材；天花裝設石膏板和鋁質板的假天花；洗臉盆櫃背後的牆均鋪設瓷磚。</p> <p><b>(ii) 牆壁的裝修物料是否鋪設至天花板：</b> 牆壁的裝修物料鋪設至假天花板。</p>
(e) 廚房	<p><b>(i) 牆壁、地板、天花板及灶台的裝修物料的類型：</b></p> <p>i. 獨立式廚房：牆壁鋪設瓷磚、不鏽鋼及裝飾鏡；地板鋪設天然石；天花裝設石膏板和鋁質板的假天花；廚櫃、洗衣機和雪櫃背後的牆均鋪設瓷磚。</p> <p>ii. 開放式廚房：牆壁鋪設不鏽鋼和裝飾鏡；地板鋪設瓷磚；天花裝設有石膏板的假天花；廚櫃、洗衣機和雪櫃背後的牆均鋪設瓷磚。</p> <p>iii. 灶台：實心人造面板。</p> <p><b>(ii) 牆壁的裝修物料是否鋪至天花板：</b> 牆壁的裝修物料均鋪設至假天花板。</p>

## 3. 室內裝置

細項	描述
(a) 門	<p><b>(i) 用料：</b></p> <p>i. 入口門、廚房門、睡房門和儲物房門：實心木門配實木門框。</p> <p>ii. 浴室(設有窗戶)的門：實心木門配實木門框；(第3B座單位06；第5B座地面層、1樓及2樓單位01、第5A座單位07、第5B座單位06；第6A座單位07及第6B座單位06，均加設通風木百葉)。</p> <p>iii. 浴室(不設有窗戶)的門：</p> <ul style="list-style-type: none"> <li>- 實心木門配通風百葉和實木門框提供於2房或以上單位。</li> <li>- 玻璃趟門配不鏽鋼門框提供於1房單位(第3B座單位08、09及10；第5B座單位07及08及第6A座1樓及2樓單位08除外)。</li> <li>- 實心木掩門配實木門框和玻璃趟門配不鏽鋼門框設於第3B座單位08、09及10及第5B座單位07及08的有兩套門的浴室。</li> <li>- 實心木掩門配實木門框設於第6A座1樓及2樓單位08。</li> </ul> <p>iv. 高樓單位設於睡房和書房之間間隔門：玻璃趟門配不鏽鋼門框。</p> <p>v. 露台門：鋁框中空雙層玻璃門。</p> <p>vi. 平台門：鋁框中空雙層玻璃門。</p> <p><b>(ii) 裝修物料：</b></p> <p>i. 入口門、廚房門、睡房門和儲物房門：人造木皮木門。</p> <p>ii. 浴室門：木門配人造木皮，玻璃趟門配不鏽鋼門框及玻璃。</p> <p>iii. 高樓單位設於睡房和書房之間間隔門：玻璃趟門配不鏽鋼門框。</p> <p>iv. 露台門：氟化碳噴塗料鋁框和中空雙層清玻璃。</p> <p>v. 平台門：氟化碳噴塗料鋁框和中空雙層清玻璃。</p> <p><b>(iii) 配件：</b></p> <p>i. 入口門：門鎖套裝連拉手，防盜眼和閉門器。</p> <p>ii. 廚房門：拉手和閉門器。</p> <p>iii. 睡房門、儲物房門及以實心木製的浴室門：門鎖套裝連拉手。</p> <p>iv. 浴室趟門：門鎖套裝。</p> <p>v. 高樓單位設於睡房和書房之間間隔門：沒有</p> <p>vi. 露台門：門鎖套裝連拉手。</p> <p>vii. 平台門：門鎖套裝連拉手。</p>
(b) 浴室	<p><b>(i) 裝置及設備的類型及用料：</b></p> <p>i. 主浴室：搪瓷面鑄鐵浴缸、陶瓷面座廁、陶瓷面洗臉盆、鍍鉻浴缸水龍頭、鍍鉻洗臉盆水龍頭、鍍鉻廁紙架、木製鏡櫃和配以天然石材檯面的洗臉盆櫃。</p> <p>ii. 其他浴室：陶瓷面座廁、陶瓷面洗臉盆、鍍鉻洗臉盆水龍頭、鍍鉻廁紙架、木製鏡櫃和配以天然石材檯面的洗臉盆櫃。</p> <p><b>(ii) 供水系統的類型及用料：</b> 由間接供水系統供水，冷熱供水系統均採用附有隔熱層之銅喉。</p> <p><b>(iii) 沐浴設施：</b></p> <p>i. 主浴室：搪瓷面鑄鐵浴缸。</p> <p>ii. 其他浴室：合成石材淋浴間。</p> <p><b>(iv) 浴缸大小：</b> 長1500毫米、寬700毫米、深425毫米。</p>

### 3. 室內裝置

細項	描述
(c) 廚房	<p><b>(i) 洗滌盆的用料：</b> 不鏽鋼。</p> <p><b>(ii) 供水系統的用料：</b> 冷熱供水系統均採用附有隔熱層之銅喉。</p> <p><b>(iii) 廚櫃的用料及裝修物料：</b></p> <p>i. 獨立式廚房：木製櫃身和木製櫃門配以纖維塑料飾面。</p> <p>ii. 開放式廚房(有3間睡房的單位)：</p> <ul style="list-style-type: none"> <li>- 木製櫃身、木製櫃門配以纖維塑料及鏡飾面和玻璃門配鋁框(第3A座單位09及第5A座單位09除外)。</li> <li>- 木製櫃身、木製櫃門配以纖維塑料飾面提供於第3A座單位09及第5A座單位09。</li> </ul> <p>iii. 開放式廚房(有1間或2間睡房的單位)：木製櫃身、木製櫃門配以纖維塑料飾面。</p> <p><b>(iv) 所有其他裝置及設備的類型：</b> 鍍鉻洗滌水龍頭、嵌入式煮食爐灶、抽油煙機、嵌入式雪櫃、嵌入式微波爐、酒櫃、嵌入式二合一洗衣連乾衣機和熱水爐。 有關裝置和設備的品牌及型號，請參考「設備說明表」。</p>
(d) 睡房	<b>裝置(包括嵌入式衣櫃)的類型及用料：</b> 不設
(e) 電話	<p><b>接駁點的位置及數目：</b> 客廳及睡房均裝有電話接駁點。 有關接駁點的位置及數目，請參考「機電裝置數量說明表」及「機電裝置平面圖」。</p>
(f) 天線	<p><b>接駁點的位置及數目：</b> 客廳、睡房及儲物房均裝有電視 / 收音機天線接駁點。 有關電視 / 收音機天線接駁點的位置及數目，請參考「機電裝置數量說明表」及「機電裝置平面圖」。</p>
(g) 電力裝置	<p><b>(i) 供電附件(包括安全裝置)：</b> 裝置隱藏及外露導管燈位及插座(並備有微型斷路器及配電箱)。 有關每戶之電力供電種類，請參考「機電裝置平面圖」。</p> <p><b>(ii) 電插座及空調機接駁點的位置及數目：</b> 有關電插座及空調機接駁點之位置及數目，請參考「機電裝置數量說明表」及「機電裝置平面圖」。</p>
(h) 氣體供應	<p><b>類型、系統及位置：</b> 高樓單位： 每戶於廚房裝有煤氣煮食爐的高樓單位設煤氣供應。 住宅大樓住宅單位： 煤氣喉接駁點只設於裝有煤氣煮食爐的廚房及地面層花園。 有關接駁點的位置及數目，請參考「機電裝置數量說明表」及「機電裝置平面圖」。</p>

### 3. 室內裝置

細項	描述
(i) 洗衣機接駁點	<p><b>(i) 位置：</b>設於廚房。(包括獨立式及開放式廚房)</p> <p><b>(ii) 設計：</b>來水接駁喉位喉管直徑為22毫米，去水接駁喉位喉管直徑為40毫米。 有關接駁點的位置，請參考「機電裝置平面圖」。</p>
(j) 供水	<p><b>(i) 水管的用料：</b>熱、冷水喉採用隱藏銅喉及外露保溫銅喉。</p> <p><b>(ii) 有否熱水供應：</b>有熱水供應。</p>

### 4. 雜項

細項	描述
(a) 升降機	<p><b>(i) 品牌名稱及產品型號：</b> 第3A及3B座、第5A及5B座、第6A及6B座設有"Kone MiniSpace"升降機。 1號、2號及3號住宅大樓設有"Kone MonoSpace"升降機。</p> <p><b>(ii) 升降機的數目及到達的樓層：</b> 3部升降機可到達第3A座地庫層、地面層、1樓 - 3樓、5樓 - 12樓、15樓 - 23樓、25樓 - 30樓及天台。 3部升降機可到達第3B座地庫層、地面層、1樓 - 3樓、5樓 - 12樓、15樓 - 23樓、25樓 - 30樓及天台。 另有1部升降機可同時到達第3A及3B座地庫層、地面層、1樓 - 3樓、5樓 - 12樓、15樓 - 23樓、25樓 - 30樓及天台。 3部升降機可到達第5A座地庫層、地面層、3樓、5樓 - 12樓、15樓 - 23樓、25樓 - 32樓及天台。 3部升降機可到達第5B座地庫層、地面層、1樓 - 3樓、5樓 - 12樓、15樓 - 23樓、25樓 - 32樓及天台。 另有1部升降機可同時到達第5A及5B座地庫層、地面層、1樓 - 3樓、5樓 - 12樓、15樓 - 23樓、25樓 - 32樓及天台。 3部升降機可到達第6A座地庫層、地面層、1樓 - 3樓、5樓 - 12樓、15樓 - 23樓、25樓 - 30樓及天台。 3部升降機可到達第6B座地庫層、地面層、1樓 - 3樓、5樓 - 12樓、15樓 - 23樓、25樓 - 30樓及天台。 另有1部升降機可同時到達第6A及6B座地庫層、地面層、1樓 - 3樓、5樓 - 12樓、15樓 - 23樓、25樓 - 30樓及天台。 1部升降機可到達1號住宅大樓地庫層、地面層及1樓。 1部升降機可到達2號住宅大樓地庫層、地面層及1樓。 1部升降機可到達3號住宅大樓地庫層、地面層及1樓。</p>

備註：賣方承諾如期數中沒有安裝指明的品牌名稱或產品型號的升降機或設備，便會安裝品質相若的升降機或設備。

# Fittings, Finishes and Appliances 裝置、裝修物料及設備

## 4. 雜項

細項	描述
(b) 信箱	用料：不鏽鋼。
(c) 垃圾收集	<p><b>(i) 垃圾收集的方法：</b></p> <p>各座高樓： 於第3A及3B座、第5A及5B座、第6A及6B座每層住宅樓層垃圾儲存及物料回收室收集到的垃圾會被運送至位於地庫層的垃圾儲存及物料回收房做中央處理。</p> <p>住宅大樓： 於1號、2號及3號住宅大樓地庫層垃圾儲存及物料回收室收集到的垃圾會被運送至位於地庫層的垃圾儲存及物料回收房做中央處理。</p> <p><b>(ii) 垃圾房的位置：</b></p> <p>第3A及3B座、第5A及5B座、第6A及6B座的每層住宅樓層設有垃圾儲存及物料回收室。</p> <p>1號、2號及3號住宅大樓地庫層設有垃圾儲存及物料回收室。</p> <p>中央垃圾儲存及物料回收房位於地庫層。</p>
(d) 水錶、電錶及氣體錶	<p><b>位置：</b></p> <p>第3A及3B座、第5A及5B座、第6A及6B座每戶高樓單位之獨立水錶及電錶均設於第3A及3B座、第5A及5B座、第6A及6B座每層住宅樓層的共用水錶箱及電錶房內。</p> <p>1號、2號及3號住宅大樓每戶住宅單位之獨立水錶及電錶均設於1號、2號及3號住宅大樓地庫層的共用水錶箱及電錶房內。</p> <p>煤氣錶安裝點裝設於每戶裝有煤氣煮食爐 / 煤氣熱水爐的高樓單位及住宅單位的廚房內。</p>

## 5. 保安設施

細項	描述
保安系統及設備	<p><b>保安系統及設備(包括嵌入式裝備的細節及其位置)：</b></p> <p>閉路電視鏡頭裝設於期數沿邊界之圍牆、每座高樓及住宅大樓之地面層入口大堂內、所有消防升降機大堂、住宅康樂設施內、期數入口、地庫入口、所有天台及所有升降機內，並於保安員崗位監控。</p> <p>紅外線感應器裝設於1號、2號及3號住宅大樓之邊界，並於保安室監控。</p> <p>第3A及3B座、第5A及5B座、第6A及6B座之每戶高樓單位均設有對講機。</p> <p>1號、2號及3號住宅大樓之每戶住宅單位均設有視像對講機。</p> <p>第3A及3B座、第5A及5B座、第6A及6B座的地面層保安員崗位及地庫層入口均設有訪客對講機系統。</p> <p>1號、2號及3號住宅大樓的地面層入口均設有訪客對講機系統。</p> <p>提供智能卡出入保安系統。</p>

## 6. 設備

細項	描述
設備	<p><b>品牌名稱及產品型號：</b></p> <p>有關裝置和設備的品牌名稱及產品型號，請參考「設備說明表」。</p>

備註：賣方承諾如期數中沒有安裝指明的品牌名稱或產品型號的升降機或設備，便會安裝品質相若的升降機或設備。

# Fittings, Finishes and Appliances

## 裝置、裝修物料及設備

### Appliance Schedule - Kitchen / Open Kitchen 設備說明表 - 廚房/開放式廚房

Tower 3A: 1/F - 3/F, 5/F - 12/F, 15/F - 23/F and 25/F - 29/F

第3A座：1樓至3樓、5樓至12樓、15樓至23樓及25樓至29樓

Appliance 設備	Brand Name 品牌名稱	Model No. 型號	Apartment Units 單位									
			01	02	03	05	06	07	08	09	10	
Microwave oven 微波爐	SIEMENS 西門子	BE634LGS1B / BE634RGS1B	√	√	√	√	√	√	√	√	√	
Induction Hob 電磁爐	SIEMENS 西門子	EH375ME11E	-	-	-	√	√	√	√	-	√	
Induction Hob 電磁爐	SIEMENS 西門子	EH651FD17E	-	-	√	-	-	-	-	√	-	
Gas Hob 煤氣爐	SIEMENS 西門子	ER326AB92X	√	√	-	-	-	-	-	-	-	
Gas Hob 煤氣爐	SIEMENS 西門子	ER326BB90X	√	√	-	-	-	-	-	-	-	
Telescopic Hood 抽油煙機	SIEMENS 西門子	LI46631GB	-	-	√	√	√	√	√	√	√	
Telescopic Hood 抽油煙機	SIEMENS 西門子	LI46931GB	√	√	-	-	-	-	-	-	-	
Washer / Dryer 洗衣 / 乾衣機	SIEMENS 西門子	WK14D320GB	√	√	√	√	√	√	√	√	√	
Refrigerator 雪櫃	SIEMENS 西門子	KI26DA20FF	-	-	-	√	√	√	√	√	√	
Refrigerator 雪櫃	SIEMENS 西門子	KI34NP60	√	√	√	-	-	-	-	-	-	
Wine Cellar 酒櫃	CRISTAL 尼斯	CW22SBS-B	√	√	√	√	√	√	√	√	√	
Electric Water Heater 電熱水爐	Stiebel Eltron 斯寶亞創	DHM6	-	√	√	√	√	√	√	√	√	
Gas Water Heater 煤氣熱水爐*	TGC	TNJW161TFQL	√	-	-	-	-	-	-	-	-	
Exhaust Fan 抽氣扇	Panasonic	FV-02NU1H	√	√	-	-	-	-	-	-	-	

Tower 3A: 30/F

第3A座：30樓

Appliance 設備	Brand Name 品牌名稱	Model No. 型號	Apartment Units 單位							
			01	03	05	06	07	08	09	10
Microwave oven 微波爐	SIEMENS 西門子	BE634LGS1B / BE634RGS1B	√	√	√	√	√	√	√	√
Induction Hob 電磁爐	SIEMENS 西門子	EH375ME11E	-	-	√	√	√	√	-	√
Induction Hob 電磁爐	SIEMENS 西門子	EH651FD17E	-	√	-	-	-	-	√	-
Gas Hob 煤氣爐	SIEMENS 西門子	ER326AB92X	√	-	-	-	-	-	-	-
Gas Hob 煤氣爐	SIEMENS 西門子	ER326BB90X	√	-	-	-	-	-	-	-
Telescopic Hood 抽油煙機	SIEMENS 西門子	LI46631GB	-	√	√	√	√	√	√	√
Telescopic Hood 抽油煙機	SIEMENS 西門子	LI46931GB	√	-	-	-	-	-	-	-
Washer / Dryer 洗衣 / 乾衣機	SIEMENS 西門子	WK14D320GB	√	√	√	√	√	√	√	√
Refrigerator 雪櫃	SIEMENS 西門子	KI26DA20FF	-	-	√	√	√	√	√	√
Refrigerator 雪櫃	SIEMENS 西門子	KI34NP60	√	√	-	-	-	-	-	-
Wine Cellar 酒櫃	CRISTAL 尼斯	CW22SBS-B	√	√	√	√	√	√	√	√
Electric Water Heater 電熱水爐	Stiebel Eltron 斯寶亞創	DHM6	√	√	√	√	√	√	√	√
Gas Water Heater 煤氣熱水爐*	TGC	TNJW161TFQL	-	-	-	-	-	-	-	-
Exhaust Fan 抽氣扇	Panasonic	FV-02NU1H	√	-	-	-	-	-	-	-

Note:

- The symbol "-" as shown in the above tables denote "Not applicable".
- The Vendor undertakes that if lifts or appliances of the specified brand name or model number are not installed in the Phase, lifts or appliances of comparable quality will be installed.
- The symbol "\*" as shown in the above tables denote only 1 no. of gas water heater installed at kitchen and serving the hot water supply for kitchen and bathroom.

備註：

- 上表內之“-”代表“不適用”。
- 賣方承諾如期數中沒有安裝指明的品牌名稱或產品型號的升降機或設備，便會安裝品質相若的升降機或設備。
- 上表內之“\*”代表只安裝1個煤氣熱水爐於廚房並供應熱水給廚房及浴室。



# Fittings, Finishes and Appliances

## 裝置、裝修物料及設備

### Appliance Schedule - Kitchen / Open Kitchen 設備說明表 - 廚房/開放式廚房

Tower 3B: 1/F - 3/F, 5/F - 12/F, 15/F - 23/F and 25/F - 29/F

第3B座：1樓至3樓、5樓至12樓、15樓至23樓及25樓至29樓

Appliance 設備	Brand Name 品牌名稱	Model No. 型號	Apartment Units 單位											
			01	02	03	05	06	07	08	09	10	11		
Microwave oven 微波爐	SIEMENS 西門子	BE634LGS1B / BE634RGS1B	√	√	√	√	√	√	√	√	√	√	√	√
Induction Hob 電磁爐	SIEMENS 西門子	EH375ME11E	-	√	√	√	√	√	√	√	√	√	√	√
Induction Hob 電磁爐	SIEMENS 西門子	EH651FD17E	-	-	-	-	-	-	-	-	-	-	-	-
Gas Hob 煤氣爐	SIEMENS 西門子	ER326AB92X	√	-	-	-	-	-	-	-	-	-	-	-
Gas Hob 煤氣爐	SIEMENS 西門子	ER326BB90X	√	-	-	-	-	-	-	-	-	-	-	-
Telescopic Hood 抽油煙機	SIEMENS 西門子	LI46631GB	-	√	√	√	√	√	√	√	√	√	√	√
Telescopic Hood 抽油煙機	SIEMENS 西門子	LI46931GB	√	-	-	-	-	-	-	-	-	-	-	-
Washer / Dryer 洗衣 / 乾衣機	SIEMENS 西門子	WK14D320GB	√	√	√	√	√	√	√	√	√	√	√	√
Refrigerator 雪櫃	SIEMENS 西門子	KI26DA20FF	-	√	√	√	√	√	√	√	√	√	√	√
Refrigerator 雪櫃	SIEMENS 西門子	KI34NP60	√	-	-	-	-	-	-	-	-	-	-	-
Wine Cellar 酒櫃	CRISTAL 尼斯	CW22SBS-B	√	√	√	√	√	√	√	√	√	√	√	√
Electric Water Heater 電熱水爐	Stiebel Eltron 斯寶亞創	DHM6	-	√	√	√	√	√	√	√	√	√	√	√
Gas Water Heater 煤氣熱水爐*	TGC	TNJW161TFQL	√	-	-	-	-	-	-	-	-	-	-	-
Exhaust Fan 抽氣扇	Panasonic	FV-02NU1H	√	-	-	-	-	-	-	-	-	-	-	-

Tower 3B: 30/F

第3B座：30樓

Appliance 設備	Brand Name 品牌名稱	Model No. 型號	Apartment Units 單位											
			01	02	03	05	06	07	08	09	10	11		
Microwave oven 微波爐	SIEMENS 西門子	BE634LGS1B / BE634RGS1B	√	√	√	√	√	√	√	√	√	√	√	√
Induction Hob 電磁爐	SIEMENS 西門子	EH375ME11E	-	√	√	√	√	√	√	√	√	√	√	√
Induction Hob 電磁爐	SIEMENS 西門子	EH651FD17E	-	-	-	-	-	-	-	-	-	-	-	-
Gas Hob 煤氣爐	SIEMENS 西門子	ER326AB92X	√	-	-	-	-	-	-	-	-	-	-	-
Gas Hob 煤氣爐	SIEMENS 西門子	ER326BB90X	√	-	-	-	-	-	-	-	-	-	-	-
Telescopic Hood 抽油煙機	SIEMENS 西門子	LI46631GB	-	√	√	√	√	√	√	√	√	√	√	√
Telescopic Hood 抽油煙機	SIEMENS 西門子	LI46931GB	√	-	-	-	-	-	-	-	-	-	-	-
Washer / Dryer 洗衣 / 乾衣機	SIEMENS 西門子	WK14D320GB	√	√	√	√	√	√	√	√	√	√	√	√
Refrigerator 雪櫃	SIEMENS 西門子	KI26DA20FF	-	√	√	√	√	√	√	√	√	√	√	√
Refrigerator 雪櫃	SIEMENS 西門子	KI34NP60	√	-	-	-	-	-	-	-	-	-	-	-
Wine Cellar 酒櫃	CRISTAL 尼斯	CW22SBS-B	√	√	√	√	√	√	√	√	√	√	√	√
Electric Water Heater 電熱水爐	Stiebel Eltron 斯寶亞創	DHM6	-	√	√	√	√	√	√	√	√	√	√	√
Gas Water Heater 煤氣熱水爐*	TGC	TNJW161TFQL	√	-	-	-	-	-	-	-	-	-	-	-
Exhaust Fan 抽氣扇	Panasonic	FV-02NU1H	√	-	-	-	-	-	-	-	-	-	-	-

Note:

- The symbol "-" as shown in the above tables denote "Not applicable".
- The Vendor undertakes that if lifts or appliances of the specified brand name or model number are not installed in the Phase, lifts or appliances of comparable quality will be installed.
- The symbol "\*" as shown in the above tables denote only 1 no. of gas water heater installed at kitchen and serving the hot water supply for kitchen and bathroom.

備註:

- 上表內之 "-" 代表 "不適用"。
- 賣方承諾如期數中沒有安裝指明的品牌名稱或產品型號的升降機或設備，便會安裝品質相若的升降機或設備。
- 上表內之 "\*" 代表只安裝1個煤氣熱水爐於廚房並供應熱水給廚房及浴室。

Appliance Schedule - Kitchen / Open Kitchen  
設備說明表 - 廚房/開放式廚房

Tower 5A: 3/F, 5/F - 12/F, 15/F - 23/F and 25/F - 31/F

第5A座：3樓、5樓至12樓、15樓至23樓及25樓至31樓

Appliance 設備	Brand Name 品牌名稱	Model No. 型號	Apartment Units 單位									
			01	02	03	05	06	07	08	09	10	
Microwave oven 微波爐	SIEMENS 西門子	BE634LGS1B / BE634RGS1B	√	√	√	√	√	√	√	√	√	
Induction Hob 電磁爐	SIEMENS 西門子	EH375ME11E	-	-	-	√	√	√	√	√	√	
Induction Hob 電磁爐	SIEMENS 西門子	EH651FD17E	-	-	√	-	-	-	-	-	-	
Gas Hob 煤氣爐	SIEMENS 西門子	ER326AB92X	√	√	-	-	-	-	-	-	-	
Gas Hob 煤氣爐	SIEMENS 西門子	ER326BB90X	√	√	-	-	-	-	-	-	-	
Telescopic Hood 抽油煙機	SIEMENS 西門子	LI46631GB	-	-	√	√	√	√	√	√	√	
Telescopic Hood 抽油煙機	SIEMENS 西門子	LI46931GB	√	√	-	-	-	-	-	-	-	
Washer / Dryer 洗衣 / 乾衣機	SIEMENS 西門子	WK14D320GB	√	√	√	√	√	√	√	√	√	
Refrigerator 雪櫃	SIEMENS 西門子	KI26DA20FF	-	-	-	√	√	√	√	√	√	
Refrigerator 雪櫃	SIEMENS 西門子	KI34NP60	√	√	√	-	-	-	-	-	-	
Wine Cellar 酒櫃	CRISTAL 尼斯	CW22SBS-B	√	√	√	√	√	√	√	√	√	
Electric Water Heater 電熱水爐	Stiebel Eltron 斯寶亞創	DHM6	-	√	√	√	√	√	√	√	√	
Gas Water Heater 煤氣熱水爐*	TGC	TNJW161TFQL	√	-	-	-	-	-	-	-	-	
Exhaust Fan 抽氣扇	Panasonic	FV-02NU1H	√	√	-	-	-	-	-	-	-	

Tower 5A: 32/F

第5A座：32樓

Appliance 設備	Brand Name 品牌名稱	Model No. 型號	Apartment Units 單位							
			01	03	05	06	07	08	09	10
Microwave oven 微波爐	SIEMENS 西門子	BE634LGS1B / BE634RGS1B	√	√	√	√	√	√	√	√
Induction Hob 電磁爐	SIEMENS 西門子	EH375ME11E	-	-	√	√	√	√	√	√
Induction Hob 電磁爐	SIEMENS 西門子	EH651FD17E	-	√	-	-	-	-	-	-
Gas Hob 煤氣爐	SIEMENS 西門子	ER326AB92X	√	-	-	-	-	-	-	-
Gas Hob 煤氣爐	SIEMENS 西門子	ER326BB90X	√	-	-	-	-	-	-	-
Telescopic Hood 抽油煙機	SIEMENS 西門子	LI46631GB	-	√	√	√	√	√	√	√
Telescopic Hood 抽油煙機	SIEMENS 西門子	LI46931GB	√	-	-	-	-	-	-	-
Washer / Dryer 洗衣 / 乾衣機	SIEMENS 西門子	WK14D320GB	√	√	√	√	√	√	√	√
Refrigerator 雪櫃	SIEMENS 西門子	KI26DA20FF	-	-	√	√	√	√	√	√
Refrigerator 雪櫃	SIEMENS 西門子	KI34NP60	√	√	-	-	-	-	-	-
Wine Cellar 酒櫃	CRISTAL 尼斯	CW22SBS-B	√	√	√	√	√	√	√	√
Electric Water Heater 電熱水爐	Stiebel Eltron 斯寶亞創	DHM6	√	√	√	√	√	√	√	√
Gas Water Heater 煤氣熱水爐*	TGC	TNJW161TFQL	-	-	-	-	-	-	-	-
Exhaust Fan 抽氣扇	Panasonic	FV-02NU1H	√	-	-	-	-	-	-	-

Note:

- The symbol "-" as shown in the above tables denote "Not applicable".
- The Vendor undertakes that if lifts or appliances of the specified brand name or model number are not installed in the Phase, lifts or appliances of comparable quality will be installed.
- The symbol "\*" as shown in the above tables denote only 1 no. of gas water heater installed at kitchen and serving the hot water supply for kitchen and bathroom.

備註：

- 上表內之“-”代表“不適用”。
- 賣方承諾如期數中沒有安裝指明的品牌名稱或產品型號的升降機或設備，便會安裝品質相若的升降機或設備。
- 上表內之“\*”代表只安裝1個煤氣熱水爐於廚房並供應熱水給廚房及浴室。

# Fittings, Finishes and Appliances

## 裝置、裝修物料及設備

### Appliance Schedule - Kitchen / Open Kitchen 設備說明表 - 廚房/開放式廚房

Tower 5B: G/F, 1/F and 2/F

第5B座：地面層、1樓及2樓

Appliance 設備	Brand Name 品牌名稱	Model No. 型號	Apartment Units 單位								
			01	02	03	05	06	07	08	09	
Microwave oven 微波爐	SIEMENS 西門子	BE634LGS1B / BE634RGS1B	✓	✓	✓	✓	✓	✓	✓	✓	
Induction Hob 電磁爐	SIEMENS 西門子	EH375ME11E	✓	✓	✓	✓	✓	✓	✓	✓	
Induction Hob 電磁爐	SIEMENS 西門子	EH651FD17E	-	-	-	-	-	-	-	-	
Gas Hob 煤氣爐	SIEMENS 西門子	ER326AB92X	-	-	-	-	-	-	-	-	
Gas Hob 煤氣爐	SIEMENS 西門子	ER326BB90X	-	-	-	-	-	-	-	-	
Telescopic Hood 抽油煙機	SIEMENS 西門子	LI46631GB	✓	✓	✓	✓	✓	✓	✓	✓	
Telescopic Hood 抽油煙機	SIEMENS 西門子	LI46931GB	-	-	-	-	-	-	-	-	
Washer / Dryer 洗衣 / 乾衣機	SIEMENS 西門子	WK14D320GB	✓	✓	✓	✓	✓	✓	✓	✓	
Refrigerator 雪櫃	SIEMENS 西門子	KI26DA20FF	✓	✓	✓	✓	✓	✓	✓	✓	
Refrigerator 雪櫃	SIEMENS 西門子	KI34NP60	-	-	-	-	-	-	-	-	
Wine Cellar 酒櫃	CRISTAL 尼斯	CW22SBS-B	✓	✓	✓	✓	✓	✓	✓	✓	
Electric Water Heater 電熱水爐	Stiebel Eltron 斯寶亞創	DHM6	✓	✓	✓	✓	✓	✓	✓	✓	
Gas Water Heater 煤氣熱水爐*	TGC	TNJW161TFQL	-	-	-	-	-	-	-	-	
Exhaust Fan 抽氣扇	Panasonic	FV-02NU1H	-	-	-	-	-	-	-	-	

Tower 5B: 3/F, 5/F - 12/F, 15/F - 23/F and 25/F - 31/F

第5B座：3樓、5樓至12樓、15樓至23樓及25樓至31樓

Appliance 設備	Brand Name 品牌名稱	Model No. 型號	Apartment Units 單位								
			01	02	03	05	06	07	08	09	
Microwave oven 微波爐	SIEMENS 西門子	BE634LGS1B / BE634RGS1B	✓	✓	✓	✓	✓	✓	✓	✓	
Induction Hob 電磁爐	SIEMENS 西門子	EH375ME11E	✓	✓	✓	✓	✓	✓	✓	✓	
Induction Hob 電磁爐	SIEMENS 西門子	EH651FD17E	-	-	-	-	-	-	-	-	
Gas Hob 煤氣爐	SIEMENS 西門子	ER326AB92X	-	-	-	-	-	-	-	-	
Gas Hob 煤氣爐	SIEMENS 西門子	ER326BB90X	-	-	-	-	-	-	-	-	
Telescopic Hood 抽油煙機	SIEMENS 西門子	LI46631GB	✓	✓	✓	✓	✓	✓	✓	✓	
Telescopic Hood 抽油煙機	SIEMENS 西門子	LI46931GB	-	-	-	-	-	-	-	-	
Washer / Dryer 洗衣 / 乾衣機	SIEMENS 西門子	WK14D320GB	✓	✓	✓	✓	✓	✓	✓	✓	
Refrigerator 雪櫃	SIEMENS 西門子	KI26DA20FF	✓	✓	✓	✓	✓	✓	✓	✓	
Refrigerator 雪櫃	SIEMENS 西門子	KI34NP60	-	-	-	-	-	-	-	-	
Wine Cellar 酒櫃	CRISTAL 尼斯	CW22SBS-B	✓	✓	✓	✓	✓	✓	✓	✓	
Electric Water Heater 電熱水爐	Stiebel Eltron 斯寶亞創	DHM6	✓	✓	✓	✓	✓	✓	✓	✓	
Gas Water Heater 煤氣熱水爐*	TGC	TNJW161TFQL	-	-	-	-	-	-	-	-	
Exhaust Fan 抽氣扇	Panasonic	FV-02NU1H	-	-	-	-	-	-	-	-	

Note:

- The symbol "-" as shown in the above tables denote "Not applicable".
- The Vendor undertakes that if lifts or appliances of the specified brand name or model number are not installed in the Phase, lifts or appliances of comparable quality will be installed.
- The symbol "\*" as shown in the above tables denote only 1 no. of gas water heater installed at kitchen and serving the hot water supply for kitchen and bathroom.

備註:

- 上表內之 "-" 代表 "不適用"。
- 賣方承諾如期數中沒有安裝指明的品牌名稱或產品型號的升降機或設備，便會安裝品質相若的升降機或設備。
- 上表內之 "\*" 代表只安裝1個煤氣熱水爐於廚房並供應熱水給廚房及浴室。

Appliance Schedule - Kitchen / Open Kitchen  
設備說明表 - 廚房/開放式廚房

Tower 5B: 32/F

第5B座：32樓

Appliance 設備	Brand Name 品牌名稱	Model No. 型號	Apartment Units 單位								
			01	02	03	05	06	07	08	09	
Microwave oven 微波爐	SIEMENS 西門子	BE634LGS1B / BE634RGS1B	√	√	√	√	√	√	√	√	
Induction Hob 電磁爐	SIEMENS 西門子	EH375ME11E	√	√	√	√	√	√	√	√	
Induction Hob 電磁爐	SIEMENS 西門子	EH651FD17E	-	-	-	-	-	-	-	-	
Gas Hob 煤氣爐	SIEMENS 西門子	ER326AB92X	-	-	-	-	-	-	-	-	
Gas Hob 煤氣爐	SIEMENS 西門子	ER326BB90X	-	-	-	-	-	-	-	-	
Telescopic Hood 抽油煙機	SIEMENS 西門子	LI46631GB	√	√	√	√	√	√	√	√	
Telescopic Hood 抽油煙機	SIEMENS 西門子	LI46931GB	-	-	-	-	-	-	-	-	
Washer / Dryer 洗衣 / 乾衣機	SIEMENS 西門子	WK14D320GB	√	√	√	√	√	√	√	√	
Refrigerator 雪櫃	SIEMENS 西門子	KI26DA20FF	√	√	√	√	√	√	√	√	
Refrigerator 雪櫃	SIEMENS 西門子	KI34NP60	-	-	-	-	-	-	-	-	
Wine Cellar 酒櫃	CRISTAL 尼斯	CW22SBS-B	√	√	√	√	√	√	√	√	
Electric Water Heater 電熱水爐	Stiebel Eltron 斯寶亞創	DHM6	√	√	√	√	√	√	√	√	
Gas Water Heater 煤氣熱水爐*	TGC	TNJW161TFQL	-	-	-	-	-	-	-	-	
Exhaust Fan 抽氣扇	Panasonic	FV-02NU1H	-	-	-	-	-	-	-	-	

Note:

1. The symbol "-" as shown in the above table denotes "Not applicable".
2. The Vendor undertakes that if lifts or appliances of the specified brand name or model number are not installed in the Phase, lifts or appliances of comparable quality will be installed.
3. The symbol "\*" as shown in the above table denotes only 1 no. of gas water heater installed at kitchen and serving the hot water supply for kitchen and bathroom.

備註：

1. 上表內之 "-" 代表 "不適用"。
2. 賣方承諾如期數中沒有安裝指明的品牌名稱或產品型號的升降機或設備，便會安裝品質相若的升降機或設備。
3. 上表內之 "\*" 代表只安裝1個煤氣熱水爐於廚房並供應熱水給廚房及浴室。

# Fittings, Finishes and Appliances

## 裝置、裝修物料及設備

### Appliance Schedule - Kitchen / Open Kitchen 設備說明表 - 廚房/開放式廚房

Tower 6A: 1/F

第6A座：1樓

Appliance 設備	Brand Name 品牌名稱	Model No. 型號	Apartment Units 單位					
			01	02	03	05	08	09
Microwave oven 微波爐	SIEMENS 西門子	BE634LGS1B / BE634RGS1B	✓	✓	✓	✓	✓	✓
Induction Hob 電磁爐	SIEMENS 西門子	EH375ME11E	-	-	-	✓	-	-
Induction Hob 電磁爐	SIEMENS 西門子	EH651FD17E	-	-	✓	-	-	-
Gas Hob 煤氣爐	SIEMENS 西門子	ER326AB92X	✓	✓	-	-	✓	✓
Gas Hob 煤氣爐	SIEMENS 西門子	ER326BB90X	✓	✓	-	-	✓	✓
Telescopic Hood 抽油煙機	SIEMENS 西門子	LI46631GB	-	-	✓	✓	-	-
Telescopic Hood 抽油煙機	SIEMENS 西門子	LI46931GB	✓	✓	-	-	✓	✓
Washer / Dryer 洗衣 / 乾衣機	SIEMENS 西門子	WK14D320GB	✓	✓	✓	✓	✓	✓
Refrigerator 雪櫃	SIEMENS 西門子	KI26DA20FF	-	-	-	✓	-	-
Refrigerator 雪櫃	SIEMENS 西門子	KI34NP60	✓	✓	✓	-	✓	✓
Wine Cellar 酒櫃	CRISTAL 尼斯	CW22SBS-B	✓	✓	✓	✓	✓	✓
Electric Water Heater 電熱水爐	Stiebel Eltron 斯寶亞創	DHM6	-	✓	✓	✓	✓	-
Gas Water Heater 煤氣熱水爐*	TGC	TNJW161TFQL	✓	-	-	-	-	✓
Exhaust Fan 抽氣扇	Panasonic	FV-02NU1H	✓	✓	-	-	✓	✓

Tower 6A: 2/F

第6A座：2樓

Appliance 設備	Brand Name 品牌名稱	Model No. 型號	Apartment Units 單位							
			01	02	03	05	06	07	08	09
Microwave oven 微波爐	SIEMENS 西門子	BE634LGS1B / BE634RGS1B	✓	✓	✓	✓	✓	✓	✓	✓
Induction Hob 電磁爐	SIEMENS 西門子	EH375ME11E	-	-	-	✓	✓	✓	-	-
Induction Hob 電磁爐	SIEMENS 西門子	EH651FD17E	-	-	✓	-	-	-	-	-
Gas Hob 煤氣爐	SIEMENS 西門子	ER326AB92X	✓	✓	-	-	-	-	✓	✓
Gas Hob 煤氣爐	SIEMENS 西門子	ER326BB90X	✓	✓	-	-	-	-	✓	✓
Telescopic Hood 抽油煙機	SIEMENS 西門子	LI46631GB	-	-	✓	✓	✓	✓	-	-
Telescopic Hood 抽油煙機	SIEMENS 西門子	LI46931GB	✓	✓	-	-	-	-	✓	✓
Washer / Dryer 洗衣 / 乾衣機	SIEMENS 西門子	WK14D320GB	✓	✓	✓	✓	✓	✓	✓	✓
Refrigerator 雪櫃	SIEMENS 西門子	KI26DA20FF	-	-	-	✓	✓	✓	-	-
Refrigerator 雪櫃	SIEMENS 西門子	KI34NP60	✓	✓	✓	-	-	-	✓	✓
Wine Cellar 酒櫃	CRISTAL 尼斯	CW22SBS-B	✓	✓	✓	✓	✓	✓	✓	✓
Electric Water Heater 電熱水爐	Stiebel Eltron 斯寶亞創	DHM6	-	✓	✓	✓	✓	✓	✓	-
Gas Water Heater 煤氣熱水爐*	TGC	TNJW161TFQL	✓	-	-	-	-	-	-	✓
Exhaust Fan 抽氣扇	Panasonic	FV-02NU1H	✓	✓	-	-	-	-	✓	✓

Note:

- The symbol "-" as shown in the above tables denote "Not applicable".
- The Vendor undertakes that if lifts or appliances of the specified brand name or model number are not installed in the Phase, lifts or appliances of comparable quality will be installed.
- The symbol "\*" as shown in the above tables denote only 1 no. of gas water heater installed at kitchen and serving the hot water supply for kitchen and bathroom.

備註:

- 上表內之 "-" 代表 "不適用"。
- 賣方承諾如期數中沒有安裝指明的品牌名稱或產品型號的升降機或設備，便會安裝品質相若的升降機或設備。
- 上表內之 "\*" 代表只安裝1個煤氣熱水爐於廚房並供應熱水給廚房及浴室。

Appliance Schedule - Kitchen / Open Kitchen  
設備說明表 - 廚房/開放式廚房

Tower 6A: 3/F, 5/F - 12/F, 15/F - 23/F and 25/F - 29/F

第6A座：3樓、5樓至12樓、15樓至23樓及25樓至29樓

Appliance 設備	Brand Name 品牌名稱	Model No. 型號	Apartment Units 單位								
			01	02	03	05	06	07	08	09	
Microwave oven 微波爐	SIEMENS 西門子	BE634LGS1B / BE634RGS1B	√	√	√	√	√	√	√	√	
Induction Hob 電磁爐	SIEMENS 西門子	EH375ME11E	-	-	-	√	√	√	-	-	
Induction Hob 電磁爐	SIEMENS 西門子	EH651FD17E	-	-	√	-	-	-	-	-	
Gas Hob 煤氣爐	SIEMENS 西門子	ER326AB92X	√	√	-	-	-	-	√	√	
Gas Hob 煤氣爐	SIEMENS 西門子	ER326BB90X	√	√	-	-	-	-	√	√	
Telescopic Hood 抽油煙機	SIEMENS 西門子	LI46631GB	-	-	√	√	√	√	-	-	
Telescopic Hood 抽油煙機	SIEMENS 西門子	LI46931GB	√	√	-	-	-	-	√	√	
Washer / Dryer 洗衣 / 乾衣機	SIEMENS 西門子	WK14D320GB	√	√	√	√	√	√	√	√	
Refrigerator 雪櫃	SIEMENS 西門子	KI26DA20FF	-	-	-	√	√	√	-	-	
Refrigerator 雪櫃	SIEMENS 西門子	KI34NP60	√	√	√	-	-	-	√	√	
Wine Cellar 酒櫃	CRISTAL 尼斯	CW22SBS-B	√	√	√	√	√	√	√	√	
Electric Water Heater 電熱水爐	Stiebel Eltron 斯寶亞創	DHM6	-	√	√	√	√	√	√	-	
Gas Water Heater 煤氣熱水爐*	TGC	TNJW161TFQL	√	-	-	-	-	-	-	√	
Exhaust Fan 抽氣扇	Panasonic	FV-02NU1H	√	√	-	-	-	-	√	√	

Tower 6A: 30/F

第6A座：30樓

Appliance 設備	Brand Name 品牌名稱	Model No. 型號	Apartment Units 單位					
			01	03	05	06	07	08
Microwave oven 微波爐	SIEMENS 西門子	BE634LGS1B / BE634RGS1B	√	√	√	√	√	√
Induction Hob 電磁爐	SIEMENS 西門子	EH375ME11E	-	-	√	√	√	-
Induction Hob 電磁爐	SIEMENS 西門子	EH651FD17E	-	√	-	-	-	-
Gas Hob 煤氣爐	SIEMENS 西門子	ER326AB92X	√	-	-	-	-	√
Gas Hob 煤氣爐	SIEMENS 西門子	ER326BB90X	√	-	-	-	-	√
Telescopic Hood 抽油煙機	SIEMENS 西門子	LI46631GB	-	√	√	√	√	-
Telescopic Hood 抽油煙機	SIEMENS 西門子	LI46931GB	√	-	-	-	-	√
Washer / Dryer 洗衣 / 乾衣機	SIEMENS 西門子	WK14D320GB	√	√	√	√	√	√
Refrigerator 雪櫃	SIEMENS 西門子	KI26DA20FF	-	-	√	√	√	-
Refrigerator 雪櫃	SIEMENS 西門子	KI34NP60	√	√	-	-	-	√
Wine Cellar 酒櫃	CRISTAL 尼斯	CW22SBS-B	√	√	√	√	√	√
Electric Water Heater 電熱水爐	Stiebel Eltron 斯寶亞創	DHM6	√	√	√	√	√	√
Gas Water Heater 煤氣熱水爐*	TGC	TNJW161TFQL	-	-	-	-	-	-
Exhaust Fan 抽氣扇	Panasonic	FV-02NU1H	√	-	-	-	-	√

Note:

- The symbol "-" as shown in the above tables denote "Not applicable".
- The Vendor undertakes that if lifts or appliances of the specified brand name or model number are not installed in the Phase, lifts or appliances of comparable quality will be installed.
- The symbol "\*" as shown in the above tables denote only 1 no. of gas water heater installed at kitchen and serving the hot water supply for kitchen and bathroom.

備註：

- 上表內之“-”代表“不適用”。
- 賣方承諾如期數中沒有安裝指明的品牌名稱或產品型號的升降機或設備，便會安裝品質相若的升降機或設備。
- 上表內之“\*”代表只安裝1個煤氣熱水爐於廚房並供應熱水給廚房及浴室。

# Fittings, Finishes and Appliances

## 裝置、裝修物料及設備

### Appliance Schedule - Kitchen / Open Kitchen 設備說明表 - 廚房/開放式廚房

Tower 6B: 1/F

第6B座：1樓

Appliance 設備	Brand Name 品牌名稱	Model No. 型號	Apartment Units 單位						
			01	02	03	07	08	09	10
Microwave oven 微波爐	SIEMENS 西門子	BE634LGS1B / BE634RGS1B	√	√	√	√	√	√	√
Induction Hob 電磁爐	SIEMENS 西門子	EH375ME11E	√	√	√	-	√	√	√
Induction Hob 電磁爐	SIEMENS 西門子	EH651FD17E	-	-	-	-	-	-	-
Gas Hob 煤氣爐	SIEMENS 西門子	ER326AB92X	-	-	-	√	-	-	-
Gas Hob 煤氣爐	SIEMENS 西門子	ER326BB90X	-	-	-	√	-	-	-
Telescopic Hood 抽油煙機	SIEMENS 西門子	LI46631GB	√	√	√	-	√	√	√
Telescopic Hood 抽油煙機	SIEMENS 西門子	LI46931GB	-	-	-	√	-	-	-
Washer / Dryer 洗衣 / 乾衣機	SIEMENS 西門子	WK14D320GB	√	√	√	√	√	√	√
Refrigerator 雪櫃	SIEMENS 西門子	KI26DA20FF	√	√	√	-	√	√	√
Refrigerator 雪櫃	SIEMENS 西門子	KI34NP60	-	-	-	√	-	-	-
Wine Cellar 酒櫃	CRISTAL 尼斯	CW22SBS-B	√	√	√	√	√	√	√
Electric Water Heater 電熱水爐	Stiebel Eltron 斯寶亞創	DHM6	√	√	√	-	√	√	√
Gas Water Heater 煤氣熱水爐*	TGC	TNJW161TFQL	-	-	-	√	-	-	-
Exhaust Fan 抽氣扇	Panasonic	FV-02NU1H	-	-	-	√	-	-	-

Tower 6B: 2/F

第6B座：2樓

Appliance 設備	Brand Name 品牌名稱	Model No. 型號	Apartment Units 單位						
			01	02	03	05	07	08	09
Microwave oven 微波爐	SIEMENS 西門子	BE634LGS1B / BE634RGS1B	√	√	√	√	√	√	√
Induction Hob 電磁爐	SIEMENS 西門子	EH375ME11E	√	√	√	√	-	√	√
Induction Hob 電磁爐	SIEMENS 西門子	EH651FD17E	-	-	-	-	-	-	-
Gas Hob 煤氣爐	SIEMENS 西門子	ER326AB92X	-	-	-	-	√	-	-
Gas Hob 煤氣爐	SIEMENS 西門子	ER326BB90X	-	-	-	-	√	-	-
Telescopic Hood 抽油煙機	SIEMENS 西門子	LI46631GB	√	√	√	√	-	√	√
Telescopic Hood 抽油煙機	SIEMENS 西門子	LI46931GB	-	-	-	-	√	-	-
Washer / Dryer 洗衣 / 乾衣機	SIEMENS 西門子	WK14D320GB	√	√	√	√	√	√	√
Refrigerator 雪櫃	SIEMENS 西門子	KI26DA20FF	√	√	√	√	-	√	√
Refrigerator 雪櫃	SIEMENS 西門子	KI34NP60	-	-	-	-	√	-	-
Wine Cellar 酒櫃	CRISTAL 尼斯	CW22SBS-B	√	√	√	√	√	√	√
Electric Water Heater 電熱水爐	Stiebel Eltron 斯寶亞創	DHM6	√	√	√	√	-	√	√
Gas Water Heater 煤氣熱水爐*	TGC	TNJW161TFQL	-	-	-	-	√	-	-
Exhaust Fan 抽氣扇	Panasonic	FV-02NU1H	-	-	-	-	√	-	-

Note:

- The symbol "-" as shown in the above tables denote "Not applicable".
- The Vendor undertakes that if lifts or appliances of the specified brand name or model number are not installed in the Phase, lifts or appliances of comparable quality will be installed.
- The symbol "\*" as shown in the above tables denote only 1 no. of gas water heater installed at kitchen and serving the hot water supply for kitchen and bathroom.

備註:

- 上表內之“-”代表“不適用”。
- 賣方承諾如期數中沒有安裝指明的品牌名稱或產品型號的升降機或設備，便會安裝品質相若的升降機或設備。
- 上表內之“\*”代表只安裝1個煤氣熱水爐於廚房並供應熱水給廚房及浴室。

Appliance Schedule - Kitchen / Open Kitchen  
設備說明表 - 廚房/開放式廚房

Tower 6B: 3/F, 5/F - 12/F, 15/F - 23/F and 25/F - 29/F

第6B座：3樓、5樓至12樓、15樓至23樓及25樓至29樓

Appliance 設備	Brand Name 品牌名稱	Model No. 型號	Apartment Units 單位										
			01	02	03	05	06	07	08	09	10		
Microwave oven 微波爐	SIEMENS 西門子	BE634LGS1B / BE634RGS1B	√	√	√	√	√	√	√	√	√	√	√
Induction Hob 電磁爐	SIEMENS 西門子	EH375ME11E	√	√	√	√	√	√	-	√	√	√	√
Induction Hob 電磁爐	SIEMENS 西門子	EH651FD17E	-	-	-	-	-	-	-	-	-	-	-
Gas Hob 煤氣爐	SIEMENS 西門子	ER326AB92X	-	-	-	-	-	-	√	-	-	-	-
Gas Hob 煤氣爐	SIEMENS 西門子	ER326BB90X	-	-	-	-	-	-	√	-	-	-	-
Telescopic Hood 抽油煙機	SIEMENS 西門子	LI46631GB	√	√	√	√	√	√	-	√	√	√	√
Telescopic Hood 抽油煙機	SIEMENS 西門子	LI46931GB	-	-	-	-	-	-	√	-	-	-	-
Washer / Dryer 洗衣 / 乾衣機	SIEMENS 西門子	WK14D320GB	√	√	√	√	√	√	√	√	√	√	√
Refrigerator 雪櫃	SIEMENS 西門子	KI26DA20FF	√	√	√	√	√	√	-	√	√	√	√
Refrigerator 雪櫃	SIEMENS 西門子	KI34NP60	-	-	-	-	-	-	√	-	-	-	-
Wine Cellar 酒櫃	CRISTAL 尼斯	CW22SBS-B	√	√	√	√	√	√	√	√	√	√	√
Electric Water Heater 電熱水爐	Stiebel Eltron 斯寶亞創	DHM6	√	√	√	√	√	√	-	√	√	√	√
Gas Water Heater 煤氣熱水爐*	TGC	TNJW161TFQL	-	-	-	-	-	-	√	-	-	-	-
Exhaust Fan 抽氣扇	Panasonic	FV-02NU1H	-	-	-	-	-	-	√	-	-	-	-

Tower 6B: 30/F

第6B座：30樓

Appliance 設備	Brand Name 品牌名稱	Model No. 型號	Apartment Units 單位										
			01	02	03	05	06	08	09	10			
Microwave oven 微波爐	SIEMENS 西門子	BE634LGS1B / BE634RGS1B	√	√	√	√	√	√	√	√	√	√	√
Induction Hob 電磁爐	SIEMENS 西門子	EH375ME11E	√	√	√	√	√	√	-	√	√	√	√
Induction Hob 電磁爐	SIEMENS 西門子	EH651FD17E	-	-	-	-	-	-	-	-	-	-	-
Gas Hob 煤氣爐	SIEMENS 西門子	ER326AB92X	-	-	-	-	-	-	√	-	-	-	-
Gas Hob 煤氣爐	SIEMENS 西門子	ER326BB90X	-	-	-	-	-	-	√	-	-	-	-
Telescopic Hood 抽油煙機	SIEMENS 西門子	LI46631GB	√	√	√	√	√	√	-	√	√	√	√
Telescopic Hood 抽油煙機	SIEMENS 西門子	LI46931GB	-	-	-	-	-	-	√	-	-	-	-
Washer / Dryer 洗衣 / 乾衣機	SIEMENS 西門子	WK14D320GB	√	√	√	√	√	√	√	√	√	√	√
Refrigerator 雪櫃	SIEMENS 西門子	KI26DA20FF	√	√	√	√	√	√	-	√	√	√	√
Refrigerator 雪櫃	SIEMENS 西門子	KI34NP60	-	-	-	-	-	-	√	-	-	-	-
Wine Cellar 酒櫃	CRISTAL 尼斯	CW22SBS-B	√	√	√	√	√	√	√	√	√	√	√
Electric Water Heater 電熱水爐	Stiebel Eltron 斯寶亞創	DHM6	√	√	√	√	√	√	√	√	√	√	√
Gas Water Heater 煤氣熱水爐*	TGC	TNJW161TFQL	-	-	-	-	-	-	-	-	-	-	-
Exhaust Fan 抽氣扇	Panasonic	FV-02NU1H	-	-	-	-	-	-	√	-	-	-	-

Note:

- The symbol "-" as shown in the above tables denote "Not applicable".
- The Vendor undertakes that if lifts or appliances of the specified brand name or model number are not installed in the Phase, lifts or appliances of comparable quality will be installed.
- The symbol "\*" as shown in the above tables denote only 1 no. of gas water heater installed at kitchen and serving the hot water supply for kitchen and bathroom.

備註:

- 上表內之“-”代表“不適用”。
- 賣方承諾如期數中沒有安裝指明的品牌名稱或產品型號的升降機或設備，便會安裝品質相若的升降機或設備。
- 上表內之“\*”代表只安裝1個煤氣熱水爐於廚房並供應熱水給廚房及浴室。



# Fittings, Finishes and Appliances

## 裝置、裝修物料及設備

### Appliance Schedule - Kitchen / Open Kitchen 設備說明表 - 廚房/開放式廚房

Residential Blocks: 1, 2 and 3

住宅大樓：1號、2號及3號

Appliance 設備	Brand Name 品牌名稱	Model No. 型號	Residential Units 住宅單位				
			G/F 地面層			1/F 1樓	
			A	B	C	A	B
Microwave oven 微波爐	SIEMENS 西門子	BE634LGS1B / BE634RGS1B	✓	✓	✓	✓	✓
Induction Hob 電磁爐	SIEMENS 西門子	EH375ME11E	-	-	-	-	-
Induction Hob 電磁爐	SIEMENS 西門子	EH651FD17E	-	-	-	-	-
Gas Hob 煤氣爐	SIEMENS 西門子	ER326AB92X	✓	✓	✓	✓	✓
Gas Hob 煤氣爐	SIEMENS 西門子	ER326BB90X	✓	✓	✓	✓	✓
Telescopic Hood 抽油煙機	SIEMENS 西門子	LI46631GB	-	-	-	-	-
Telescopic Hood 抽油煙機	SIEMENS 西門子	LI46931GB	✓	✓	✓	✓	✓
Washer / Dryer 洗衣 / 乾衣機	SIEMENS 西門子	WK14D320GB	✓	✓	✓	✓	✓
Refrigerator 雪櫃	SIEMENS 西門子	KI26DA20FF	-	-	-	-	-
Refrigerator 雪櫃	SIEMENS 西門子	KI34NP60	✓	✓	✓	✓	✓
Wine Cellar 酒櫃	CRISTAL 尼斯	CW22SBS-B	✓	✓	✓	✓	✓
Electric Water Heater 電熱水爐	Stiebel Eltron 斯寶亞創	DHM6	✓	✓	✓	✓	✓
Gas Water Heater 煤氣熱水爐*	TGC	TNJW161TFQL	-	-	-	-	-
Exhaust Fan 抽氣扇	Panasonic	FV-02NU1H	✓	✓	✓	✓	✓

Note:

1. The symbol "-" as shown in the above table denotes "Not applicable".
2. The Vendor undertakes that if lifts or appliances of the specified brand name or model number are not installed in the Phase, lifts or appliances of comparable quality will be installed.
3. The symbol "\*" as shown in the above table denotes only 1 no. of gas water heater installed at kitchen and serving the hot water supply for kitchen and bathroom.

備註:

1. 上表內之 "-" 代表 "不適用"。
2. 賣方承諾如期數中沒有安裝指明的品牌名稱或產品型號的升降機或設備，便會安裝品質相若的升降機或設備。
3. 上表內之 "\*" 代表只安裝1個煤氣熱水爐於廚房並供應熱水給廚房及浴室。

Appliance Schedule - Bathroom  
設備說明表 - 浴室

Tower 3A: 1/F - 3/F, 5/F - 12/F, 15/F - 23/F and 25/F - 29/F

第3A座：1樓至3樓、5樓至12樓、15樓至23樓及25樓至29樓

Location 位置	Appliance 設備	Brand Name 品牌名稱	Model No. 型號	Apartment Units 單位									
				01	02	03	05	06	07	08	09	10	
Master Bathroom 主浴室	Electric Water Heater 電熱水爐	Stiebel Eltron 斯寶亞創	DHB-E21 SLi	-	√	√	-	-	-	-	-	-	
	Gas Water Heater 煤氣熱水爐	TGC	TGW168L	√	-	-	-	-	-	-	-	-	
	Exhaust Fan 抽氣扇	Panasonic	FV-02NU1H	√	√	√	-	-	-	-	-	-	
Bathroom 浴室	Dehumidifier 抽濕機	Cold Magic 高美	CDH-22R2B	-	-	-	-	-	-	-	-	-	
	Electric Water Heater 電熱水爐	Stiebel Eltron 斯寶亞創	DHB-E21 SLi	-	√	√	√	√	√	√	√	√	
	Gas Water Heater 煤氣熱水爐*	TGC	TNJW161TFQL	√	-	-	-	-	-	-	-	-	
	Exhaust Fan 抽氣扇	Panasonic	FV-02NU1H	√	√	√	√	√	√	√	√	√	

Tower 3A: 30/F

第3A座：30樓

Location 位置	Appliance 設備	Brand Name 品牌名稱	Model No. 型號	Apartment Units 單位							
				01	03	05	06	07	08	09	10
Master Bathroom 主浴室	Electric Water Heater 電熱水爐	Stiebel Eltron 斯寶亞創	DHB-E21 SLi	√	√	-	-	-	-	-	-
	Gas Water Heater 煤氣熱水爐	TGC	TGW168L	-	-	-	-	-	-	-	-
	Exhaust Fan 抽氣扇	Panasonic	FV-02NU1H	√	√	-	-	-	-	-	-
Bathroom 浴室	Dehumidifier 抽濕機	Cold Magic 高美	CDH-22R2B	√	-	-	-	-	-	-	-
	Electric Water Heater 電熱水爐	Stiebel Eltron 斯寶亞創	DHB-E21 SLi	√	√	√	√	√	√	√	√
	Gas Water Heater 煤氣熱水爐*	TGC	TNJW161TFQL	-	-	-	-	-	-	-	-
	Exhaust Fan 抽氣扇	Panasonic	FV-02NU1H	√	√	√	√	√	√	√	√

Note:

- The symbol "-" as shown in the above tables denote "Not applicable".
- The Vendor undertakes that if lifts or appliances of the specified brand name or model number are not installed in the Phase, lifts or appliances of comparable quality will be installed.
- The symbol "\*" as shown in the above tables denote only 1 no. of gas water heater installed at kitchen and serving the hot water supply for kitchen and bathroom.

備註:

- 上表內之 "-" 代表 "不適用"。
- 賣方承諾如期數中沒有安裝指明的品牌名稱或產品型號的升降機或設備，便會安裝品質相若的升降機或設備。
- 上表內之 "\*" 代表只安裝1個煤氣熱水爐於廚房並供應熱水給廚房及浴室。

# Fittings, Finishes and Appliances 裝置、裝修物料及設備

## Appliance Schedule - Bathroom 設備說明表 - 浴室

Tower 3B: 1/F - 3/F, 5/F - 12/F, 15/F - 23/F and 25/F - 29/F

第3B座：1樓至3樓、5樓至12樓、15樓至23樓及25樓至29樓

Location 位置	Appliance 設備	Brand Name 品牌名稱	Model No. 型號	Apartment Units 單位										
				01	02	03	05	06	07	08	09	10	11	
Master Bathroom 主浴室	Electric Water Heater 電熱水爐	Stiebel Eltron 斯寶亞創	DHB-E21 SLi	-	√	-	-	-	-	-	-	-	-	-
	Gas Water Heater 煤氣熱水爐	TGC	TGW168L	√	-	-	-	-	-	-	-	-	-	-
	Exhaust Fan 抽氣扇	Panasonic	FV-02NU1H	√	√	-	-	-	-	-	-	-	-	-
Bathroom 浴室	Dehumidifier 抽濕機	Cold Magic 高美	CDH-22R2B	-	-	-	-	-	-	-	-	-	-	-
	Electric Water Heater 電熱水爐	Stiebel Eltron 斯寶亞創	DHB-E21 SLi	-	√	√	√	√	√	√	√	√	√	√
	Gas Water Heater 煤氣熱水爐*	TGC	TNJW161TFQL	√	-	-	-	-	-	-	-	-	-	-
	Exhaust Fan 抽氣扇	Panasonic	FV-02NU1H	√	√	√	√	√	√	√	√	√	√	√

Tower 3B: 30/F

第3B座：30樓

Location 位置	Appliance 設備	Brand Name 品牌名稱	Model No. 型號	Apartment Units 單位										
				01	02	03	05	06	07	08	09	10	11	
Master Bathroom 主浴室	Electric Water Heater 電熱水爐	Stiebel Eltron 斯寶亞創	DHB-E21 SLi	-	√	-	-	-	-	-	-	-	-	-
	Gas Water Heater 煤氣熱水爐	TGC	TGW168L	√	-	-	-	-	-	-	-	-	-	-
	Exhaust Fan 抽氣扇	Panasonic	FV-02NU1H	√	√	-	-	-	-	-	-	-	-	-
Bathroom 浴室	Dehumidifier 抽濕機	Cold Magic 高美	CDH-22R2B	-	-	-	-	-	-	-	-	-	-	-
	Electric Water Heater 電熱水爐	Stiebel Eltron 斯寶亞創	DHB-E21 SLi	-	√	√	√	√	√	√	√	√	√	√
	Gas Water Heater 煤氣熱水爐*	TGC	TNJW161TFQL	√	-	-	-	-	-	-	-	-	-	-
	Exhaust Fan 抽氣扇	Panasonic	FV-02NU1H	√	√	√	√	√	√	√	√	√	√	√

Note:

- The symbol "-" as shown in the above tables denote "Not applicable".
- The Vendor undertakes that if lifts or appliances of the specified brand name or model number are not installed in the Phase, lifts or appliances of comparable quality will be installed.
- The symbol "\*" as shown in the above tables denote only 1 no. of gas water heater installed at kitchen and serving the hot water supply for kitchen and bathroom.

備註：

- 上表內之“-”代表“不適用”。
- 賣方承諾如期數中沒有安裝指明的品牌名稱或產品型號的升降機或設備，便會安裝品質相若的升降機或設備。
- 上表內之“\*”代表只安裝1個煤氣熱水爐於廚房並供應熱水給廚房及浴室。

Appliance Schedule - Bathroom  
設備說明表 - 浴室

Tower 5A: 3/F, 5/F - 12/F, 15/F - 23/F and 25/F - 31/F

第5A座：3樓、5樓至12樓、15樓至23樓及25樓至31樓

Location 位置	Appliance 設備	Brand Name 品牌名稱	Model No. 型號	Apartment Units 單位									
				01	02	03	05	06	07	08	09	10	
Master Bathroom 主浴室	Electric Water Heater 電熱水爐	Stiebel Eltron 斯寶亞創	DHB-E21 SLi	-	√	√	-	-	-	-	-	-	
	Gas Water Heater 煤氣熱水爐	TGC	TGW168L	√	-	-	-	-	-	-	-	-	
	Exhaust Fan 抽氣扇	Panasonic	FV-02NU1H	√	√	√	-	-	-	-	-	-	
Bathroom 浴室	Dehumidifier 抽濕機	Cold Magic 高美	CDH-22R2B	-	-	-	-	-	-	-	-	-	
	Electric Water Heater 電熱水爐	Stiebel Eltron 斯寶亞創	DHB-E21 SLi	-	√	√	√	√	√	√	√	√	
	Gas Water Heater 煤氣熱水爐*	TGC	TNJW161TFQL	√	-	-	-	-	-	-	-	-	
	Exhaust Fan 抽氣扇	Panasonic	FV-02NU1H	√	√	√	√	√	√	√	√	√	

Tower 5A: 32/F

第5A座：32樓

Location 位置	Appliance 設備	Brand Name 品牌名稱	Model No. 型號	Apartment Units 單位							
				01	03	05	06	07	08	09	10
Master Bathroom 主浴室	Electric Water Heater 電熱水爐	Stiebel Eltron 斯寶亞創	DHB-E21 SLi	√	√	-	-	-	-	-	-
	Gas Water Heater 煤氣熱水爐	TGC	TGW168L	-	-	-	-	-	-	-	-
	Exhaust Fan 抽氣扇	Panasonic	FV-02NU1H	√	√	-	-	-	-	-	-
Bathroom 浴室	Dehumidifier 抽濕機	Cold Magic 高美	CDH-22R2B	√	-	-	-	-	-	-	-
	Electric Water Heater 電熱水爐	Stiebel Eltron 斯寶亞創	DHB-E21 SLi	√	√	√	√	√	√	√	√
	Gas Water Heater 煤氣熱水爐*	TGC	TNJW161TFQL	-	-	-	-	-	-	-	-
	Exhaust Fan 抽氣扇	Panasonic	FV-02NU1H	√	√	√	√	√	√	√	√

Note:

- The symbol "-" as shown in the above tables denote "Not applicable".
- The Vendor undertakes that if lifts or appliances of the specified brand name or model number are not installed in the Phase, lifts or appliances of comparable quality will be installed.
- The symbol "\*" as shown in the above tables denote only 1 no. of gas water heater installed at kitchen and serving the hot water supply for kitchen and bathroom.

備註：

- 上表內之 "-" 代表 "不適用"。
- 賣方承諾如期數中沒有安裝指明的品牌名稱或產品型號的升降機或設備，便會安裝品質相若的升降機或設備。
- 上表內之 "\*" 代表只安裝1個煤氣熱水爐於廚房並供應熱水給廚房及浴室。

# Fittings, Finishes and Appliances 裝置、裝修物料及設備

## Appliance Schedule - Bathroom 設備說明表 - 浴室

Tower 5B: G/F, 1/F and 2/F

第5B座：地面層、1樓及2樓

Location 位置	Appliance 設備	Brand Name 品牌名稱	Model No. 型號	Apartment Units 單位								
				01	02	03	05	06	07	08	09	
Master Bathroom 主浴室	Electric Water Heater 電熱水爐	Stiebel Eltron 斯寶亞創	DHB-E21 SLi	-	-	-	√	√	-	-	-	
	Gas Water Heater 煤氣熱水爐	TGC	TGW168L	-	-	-	-	-	-	-	-	
	Exhaust Fan 抽氣扇	Panasonic	FV-02NU1H	-	-	-	√	√	-	-	-	
Bathroom 浴室	Dehumidifier 抽濕機	Cold Magic 高美	CDH-22R2B	-	-	-	-	-	-	-	-	
	Electric Water Heater 電熱水爐	Stiebel Eltron 斯寶亞創	DHB-E21 SLi	√	√	√	√	√	√	√	√	
	Gas Water Heater 煤氣熱水爐*	TGC	TNJW161TFQL	-	-	-	-	-	-	-	-	
	Exhaust Fan 抽氣扇	Panasonic	FV-02NU1H	√	√	√	√	√	√	√	√	

Tower 5B: 3/F, 5/F - 12/F, 15/F - 23/F and 25/F - 31/F

第5B座：3樓、5樓至12樓、15樓至23樓及25樓至31樓

Location 位置	Appliance 設備	Brand Name 品牌名稱	Model No. 型號	Apartment Units 單位								
				01	02	03	05	06	07	08	09	
Master Bathroom 主浴室	Electric Water Heater 電熱水爐	Stiebel Eltron 斯寶亞創	DHB-E21 SLi	-	-	-	√	√	-	-	-	
	Gas Water Heater 煤氣熱水爐	TGC	TGW168L	-	-	-	-	-	-	-	-	
	Exhaust Fan 抽氣扇	Panasonic	FV-02NU1H	-	-	-	√	√	-	-	-	
Bathroom 浴室	Dehumidifier 抽濕機	Cold Magic 高美	CDH-22R2B	-	-	-	-	-	-	-	-	
	Electric Water Heater 電熱水爐	Stiebel Eltron 斯寶亞創	DHB-E21 SLi	√	√	√	√	√	√	√	√	
	Gas Water Heater 煤氣熱水爐*	TGC	TNJW161TFQL	-	-	-	-	-	-	-	-	
	Exhaust Fan 抽氣扇	Panasonic	FV-02NU1H	√	√	√	√	√	√	√	√	

Note:

- The symbol "-" as shown in the above tables denote "Not applicable".
- The Vendor undertakes that if lifts or appliances of the specified brand name or model number are not installed in the Phase, lifts or appliances of comparable quality will be installed.
- The symbol "\*" as shown in the above tables denote only 1 no. of gas water heater installed at kitchen and serving the hot water supply for kitchen and bathroom.

備註：

- 上表內之“-”代表“不適用”。
- 賣方承諾如期數中沒有安裝指明的品牌名稱或產品型號的升降機或設備，便會安裝品質相若的升降機或設備。
- 上表內之“\*”代表只安裝1個煤氣熱水爐於廚房並供應熱水給廚房及浴室。

Appliance Schedule - Bathroom  
設備說明表 - 浴室

Tower 5B: 32/F

第5B座：32樓

Location 位置	Appliance 設備	Brand Name 品牌名稱	Model No. 型號	Apartment Units 單位								
				01	02	03	05	06	07	08	09	
Master Bathroom 主浴室	Electric Water Heater 電熱水爐	Stiebel Eltron 斯寶亞創	DHB-E21 SLi	-	-	-	√	√	-	-	-	
	Gas Water Heater 煤氣熱水爐	TGC	TGW168L	-	-	-	-	-	-	-	-	
	Exhaust Fan 抽氣扇	Panasonic	FV-02NU1H	-	-	-	√	√	-	-	-	
Bathroom 浴室	Dehumidifier 抽濕機	Cold Magic 高美	CDH-22R2B	-	-	-	-	-	-	-	-	
	Electric Water Heater 電熱水爐	Stiebel Eltron 斯寶亞創	DHB-E21 SLi	√	√	√	√	√	√	√	√	
	Gas Water Heater 煤氣熱水爐*	TGC	TNJW161TFQL	-	-	-	-	-	-	-	-	
	Exhaust Fan 抽氣扇	Panasonic	FV-02NU1H	√	√	√	√	√	√	√	√	

Note:

1. The symbol "-" as shown in the above table denotes "Not applicable".
2. The Vendor undertakes that if lifts or appliances of the specified brand name or model number are not installed in the Phase, lifts or appliances of comparable quality will be installed.
3. The symbol "\*" as shown in the above table denotes only 1 no. of gas water heater installed at kitchen and serving the hot water supply for kitchen and bathroom.

備註:

1. 上表內之 "-" 代表 "不適用"。
2. 賣方承諾如期數中沒有安裝指明的品牌名稱或產品型號的升降機或設備，便會安裝品質相若的升降機或設備。
3. 上表內之 "\*" 代表只安裝1個煤氣熱水爐於廚房並供應熱水給廚房及浴室。

# Fittings, Finishes and Appliances

## 裝置、裝修物料及設備

### Appliance Schedule - Bathroom

#### 設備說明表 - 浴室

#### Tower 6A: 1/F

#### 第6A座：1樓

Location 位置	Appliance 設備	Brand Name 品牌名稱	Model No. 型號	Apartment Units 單位					
				01	02	03	05	08	09
Master Bathroom 主浴室	Electric Water Heater 電熱水爐	Stiebel Eltron 斯寶亞創	DHB-E21 SLi	-	√	√	-	-	-
	Gas Water Heater 煤氣熱水爐	TGC	TGW168L	√	-	-	-	-	√
	Exhaust Fan 抽氣扇	Panasonic	FV-02NU1H	√	√	√	-	-	√
Bathroom 浴室	Dehumidifier 抽濕機	Cold Magic 高美	CDH-22R2B	-	-	-	-	-	-
	Electric Water Heater 電熱水爐	Stiebel Eltron 斯寶亞創	DHB-E21 SLi	-	√	√	√	√	-
	Gas Water Heater 煤氣熱水爐*	TGC	TNJW161TFQL	√	-	-	-	-	√
	Exhaust Fan 抽氣扇	Panasonic	FV-02NU1H	√	√	√	√	√	√

#### Tower 6A: 2/F

#### 第6A座：2樓

Location 位置	Appliance 設備	Brand Name 品牌名稱	Model No. 型號	Apartment Units 單位							
				01	02	03	05	06	07	08	09
Master Bathroom 主浴室	Electric Water Heater 電熱水爐	Stiebel Eltron 斯寶亞創	DHB-E21 SLi	-	√	√	-	-	-	-	-
	Gas Water Heater 煤氣熱水爐	TGC	TGW168L	√	-	-	-	-	-	-	√
	Exhaust Fan 抽氣扇	Panasonic	FV-02NU1H	√	√	√	-	-	-	-	√
Bathroom 浴室	Dehumidifier 抽濕機	Cold Magic 高美	CDH-22R2B	-	-	-	-	-	-	-	-
	Electric Water Heater 電熱水爐	Stiebel Eltron 斯寶亞創	DHB-E21 SLi	-	√	√	√	√	√	√	-
	Gas Water Heater 煤氣熱水爐*	TGC	TNJW161TFQL	√	-	-	-	-	-	-	√
	Exhaust Fan 抽氣扇	Panasonic	FV-02NU1H	√	√	√	√	√	√	√	√

#### Note:

- The symbol "-" as shown in the above tables denote "Not applicable".
- The Vendor undertakes that if lifts or appliances of the specified brand name or model number are not installed in the Phase, lifts or appliances of comparable quality will be installed.
- The symbol "\*" as shown in the above tables denote only 1 no. of gas water heater installed at kitchen and serving the hot water supply for kitchen and bathroom.

#### 備註:

- 上表內之“-”代表“不適用”。
- 賣方承諾如期數中沒有安裝指明的品牌名稱或產品型號的升降機或設備，便會安裝品質相若的升降機或設備。
- 上表內之“\*”代表只安裝1個煤氣熱水爐於廚房並供應熱水給廚房及浴室。

Appliance Schedule - Bathroom  
設備說明表 - 浴室

Tower 6A: 3/F, 5/F - 12/F, 15/F - 23/F and 25/F - 29/F

第6A座：3樓、5樓至12樓、15樓至23樓及25樓至29樓

Location 位置	Appliance 設備	Brand Name 品牌名稱	Model No. 型號	Apartment Units 單位								
				01	02	03	05	06	07	08	09	
Master Bathroom 主浴室	Electric Water Heater 電熱水爐	Stiebel Eltron 斯寶亞創	DHB-E21 SLi	-	✓	✓	-	-	-	✓	-	
	Gas Water Heater 煤氣熱水爐	TGC	TGW168L	✓	-	-	-	-	-	-	✓	
	Exhaust Fan 抽氣扇	Panasonic	FV-02NU1H	✓	✓	✓	-	-	-	✓	✓	
Bathroom 浴室	Dehumidifier 抽濕機	Cold Magic 高美	CDH-22R2B	-	-	-	-	-	-	-	-	
	Electric Water Heater 電熱水爐	Stiebel Eltron 斯寶亞創	DHB-E21 SLi	-	✓	✓	✓	✓	✓	✓	-	
	Gas Water Heater 煤氣熱水爐*	TGC	TNJW161TFQL	✓	-	-	-	-	-	-	✓	
	Exhaust Fan 抽氣扇	Panasonic	FV-02NU1H	✓	✓	✓	✓	✓	✓	✓	✓	

Tower 6A: 30/F

第6A座：30樓

Location 位置	Appliance 設備	Brand Name 品牌名稱	Model No. 型號	Apartment Units 單位					
				01	03	05	06	07	08
Master Bathroom 主浴室	Electric Water Heater 電熱水爐	Stiebel Eltron 斯寶亞創	DHB-E21 SLi	✓	✓	-	-	-	✓
	Gas Water Heater 煤氣熱水爐	TGC	TGW168L	-	-	-	-	-	-
	Exhaust Fan 抽氣扇	Panasonic	FV-02NU1H	✓	✓	-	-	-	✓
Bathroom 浴室	Dehumidifier 抽濕機	Cold Magic 高美	CDH-22R2B	✓	-	-	-	-	✓
	Electric Water Heater 電熱水爐	Stiebel Eltron 斯寶亞創	DHB-E21 SLi	✓	✓	✓	✓	✓	✓
	Gas Water Heater 煤氣熱水爐*	TGC	TNJW161TFQL	-	-	-	-	-	-
	Exhaust Fan 抽氣扇	Panasonic	FV-02NU1H	✓	✓	✓	✓	✓	✓

Note:

1. The symbol "-" as shown in the above tables denote "Not applicable".
2. The Vendor undertakes that if lifts or appliances of the specified brand name or model number are not installed in the Phase, lifts or appliances of comparable quality will be installed.
3. The symbol "\*" as shown in the above tables denote only 1 no. of gas water heater installed at kitchen and serving the hot water supply for kitchen and bathroom.

備註：

1. 上表內之“-”代表“不適用”。
2. 賣方承諾如期數中沒有安裝指明的品牌名稱或產品型號的升降機或設備，便會安裝品質相若的升降機或設備。
3. 上表內之“\*”代表只安裝1個煤氣熱水爐於廚房並供應熱水給廚房及浴室。



# Fittings, Finishes and Appliances

## 裝置、裝修物料及設備

### Appliance Schedule - Bathroom

#### 設備說明表 - 浴室

Tower 6B: 1/F

第6B座：1樓

Location 位置	Appliance 設備	Brand Name 品牌名稱	Model No. 型號	Apartment Units 單位						
				01	02	03	07	08	09	10
Master Bathroom 主浴室	Electric Water Heater 電熱水爐	Stiebel Eltron 斯寶亞創	DHB-E21 SLi	√	-	-	-	√	√	-
	Gas Water Heater 煤氣熱水爐	TGC	TGW168L	-	-	-	√	-	-	-
	Exhaust Fan 抽氣扇	Panasonic	FV-02NU1H	√	-	-	√	√	√	-
Bathroom 浴室	Dehumidifier 抽濕機	Cold Magic 高美	CDH-22R2B	-	-	-	-	-	-	-
	Electric Water Heater 電熱水爐	Stiebel Eltron 斯寶亞創	DHB-E21 SLi	√	√	√	-	√	√	√
	Gas Water Heater 煤氣熱水爐*	TGC	TNJW161TFQL	-	-	-	√	-	-	-
	Exhaust Fan 抽氣扇	Panasonic	FV-02NU1H	√	√	√	√	√	√	√

Tower 6B: 2/F

第6B座：2樓

Location 位置	Appliance 設備	Brand Name 品牌名稱	Model No. 型號	Apartment Units 單位							
				01	02	03	05	07	08	09	10
Master Bathroom 主浴室	Electric Water Heater 電熱水爐	Stiebel Eltron 斯寶亞創	DHB-E21 SLi	√	-	-	-	-	√	√	-
	Gas Water Heater 煤氣熱水爐	TGC	TGW168L	-	-	-	-	√	-	-	-
	Exhaust Fan 抽氣扇	Panasonic	FV-02NU1H	√	-	-	-	√	√	√	-
Bathroom 浴室	Dehumidifier 抽濕機	Cold Magic 高美	CDH-22R2B	-	-	-	-	-	-	-	-
	Electric Water Heater 電熱水爐	Stiebel Eltron 斯寶亞創	DHB-E21 SLi	√	√	√	√	-	√	√	√
	Gas Water Heater 煤氣熱水爐*	TGC	TNJW161TFQL	-	-	-	-	√	-	-	-
	Exhaust Fan 抽氣扇	Panasonic	FV-02NU1H	√	√	√	√	√	√	√	√

Note:

- The symbol "-" as shown in the above tables denote "Not applicable".
- The Vendor undertakes that if lifts or appliances of the specified brand name or model number are not installed in the Phase, lifts or appliances of comparable quality will be installed.
- The symbol "\*" as shown in the above tables denote only 1 no. of gas water heater installed at kitchen and serving the hot water supply for kitchen and bathroom.

備註：

- 上表內之“-”代表“不適用”。
- 賣方承諾如期數中沒有安裝指明的品牌名稱或產品型號的升降機或設備，便會安裝品質相若的升降機或設備。
- 上表內之“\*”代表只安裝1個煤氣熱水爐於廚房並供應熱水給廚房及浴室。

Appliance Schedule - Bathroom  
設備說明表 - 浴室

Tower 6B: 3/F, 5/F - 12/F, 15/F - 23/F and 25/F - 29/F

第6B座：3樓、5樓至12樓、15樓至23樓及25樓至29樓

Location 位置	Appliance 設備	Brand Name 品牌名稱	Model No. 型號	Apartment Units 單位									
				01	02	03	05	06	07	08	09	10	
Master Bathroom 主浴室	Electric Water Heater 電熱水爐	Stiebel Eltron 斯寶亞創	DHB-E21 SLi	√	-	-	-	√	-	√	√	-	
	Gas Water Heater 煤氣熱水爐	TGC	TGW168L	-	-	-	-	-	√	-	-	-	
	Exhaust Fan 抽氣扇	Panasonic	FV-02NU1H	√	-	-	-	√	√	√	√	-	
Bathroom 浴室	Dehumidifier 抽濕機	Cold Magic 高美	CDH-22R2B	-	-	-	-	-	-	-	-	-	
	Electric Water Heater 電熱水爐	Stiebel Eltron 斯寶亞創	DHB-E21 SLi	√	√	√	√	√	-	√	√	√	
	Gas Water Heater 煤氣熱水爐*	TGC	TNJW161TFQL	-	-	-	-	-	√	-	-	-	
	Exhaust Fan 抽氣扇	Panasonic	FV-02NU1H	√	√	√	√	√	√	√	√	√	

Tower 6B: 30/F

第6B座：30樓

Location 位置	Appliance 設備	Brand Name 品牌名稱	Model No. 型號	Apartment Units 單位									
				01	02	03	05	06	08	09	10		
Master Bathroom 主浴室	Electric Water Heater 電熱水爐	Stiebel Eltron 斯寶亞創	DHB-E21 SLi	√	-	-	-	√	√	√	-		
	Gas Water Heater 煤氣熱水爐	TGC	TGW168L	-	-	-	-	-	-	-	-		
	Exhaust Fan 抽氣扇	Panasonic	FV-02NU1H	√	-	-	-	√	√	√	-		
Bathroom 浴室	Dehumidifier 抽濕機	Cold Magic 高美	CDH-22R2B	-	-	-	-	-	√	-	-		
	Electric Water Heater 電熱水爐	Stiebel Eltron 斯寶亞創	DHB-E21 SLi	√	√	√	√	√	√	√	√		
	Gas Water Heater 煤氣熱水爐*	TGC	TNJW161TFQL	-	-	-	-	-	-	-	-		
	Exhaust Fan 抽氣扇	Panasonic	FV-02NU1H	√	√	√	√	√	√	√	√		

Note:

1. The symbol "-" as shown in the above tables denote "Not applicable".
2. The Vendor undertakes that if lifts or appliances of the specified brand name or model number are not installed in the Phase, lifts or appliances of comparable quality will be installed.
3. The symbol "\*" as shown in the above tables denote only 1 no. of gas water heater installed at kitchen and serving the hot water supply for kitchen and bathroom.

備註：

1. 上表內之 "-" 代表 "不適用"。
2. 賣方承諾如期數中沒有安裝指明的品牌名稱或產品型號的升降機或設備，便會安裝品質相若的升降機或設備。
3. 上表內之 "\*" 代表只安裝1個煤氣熱水爐於廚房並供應熱水給廚房及浴室。

# Fittings, Finishes and Appliances

## 裝置、裝修物料及設備

### Appliance Schedule - Bathroom 設備說明表 - 浴室

Residential Blocks: 1, 2 and 3

住宅大樓：1號、2號及3號

Location 位置	Appliance 設備	Brand Name 品牌名稱	Model No. 型號	Residential Units 住宅單位				
				G/F 地面層			1/F 1樓	
				A	B	C	A	B
Master Bathroom 主浴室	Electric Water Heater 電熱水爐	Stiebel Eltron 斯寶亞創	DHB-E21 SLi	✓	✓	✓	✓	✓
	Gas Water Heater 煤氣熱水爐	TGC	TGW168L	-	-	-	-	-
	Exhaust Fan 抽氣扇	Panasonic	FV-02NU1H	✓	✓	✓	✓	✓
Bathroom 浴室	Dehumidifier 抽濕機	Cold Magic 高美	CDH-22R2B	✓	✓	✓	✓	✓
	Electric Water Heater 電熱水爐	Stiebel Eltron 斯寶亞創	DHB-E21 SLi	✓	✓	✓	✓	✓
	Gas Water Heater 煤氣熱水爐*	TGC	TNJV161TFQL	-	-	-	-	-
	Exhaust Fan 抽氣扇	Panasonic	FV-02NU1H	✓	✓	✓	✓	✓

Note:

- The symbol "-" as shown in the above table denotes "Not applicable".
- The Vendor undertakes that if lifts or appliances of the specified brand name or model number are not installed in the Phase, lifts or appliances of comparable quality will be installed.
- The symbol "\*" as shown in the above table denotes only 1 no. of gas water heater installed at kitchen and serving the hot water supply for kitchen and bathroom.

備註：

- 上表內之“-”代表“不適用”。
- 賣方承諾如期數中沒有安裝指明的品牌名稱或產品型號的升降機或設備，便會安裝品質相若的升降機或設備。
- 上表內之“\*”代表只安裝1個煤氣熱水爐於廚房並供應熱水給廚房及浴室。

Appliance Schedule - Air-Conditioner  
設備說明表 - 冷氣機

Tower 3A: 1/F - 3/F, 5/F - 12/F, 15/F - 23/F and 25/F - 29/F

第3A座：1樓至3樓、5樓至12樓、15樓至23樓及25樓至29樓

Location 位置	Appliance 設備	Brand Name 品牌名稱	Model No. 型號	Apartment Units 單位										
				01	02	03	05	06	07	08	09	10		
Living Room / Dining Room 客廳/飯廳	Split-type Air-Conditioners 分體式冷氣機	Mitsubishi Electric 三菱電機	Indoor Units 室內機	MSH-GH60VA	-	-	-	-	-	-	-	-	√	-
				MSH-GH50VA	√	√	√	√	√	√	√	-	√	
				MSH-GH35VA	-	-	-	-	-	-	-	-	-	
				MSH-GH25VA	-	-	-	-	-	-	-	-	-	
				MSZ-GE25VA-E1	-	-	-	-	-	-	-	-	-	
			Outdoor Units 戶外機	MUH-GH60VA	-	-	-	-	-	-	-	-	√	-
				MUH-GH50VA	√	√	√	√	√	√	√	-	√	
				MUH-GH35VA	-	-	-	-	-	-	-	-	-	
				MUH-GH25VA	-	-	-	-	-	-	-	-	-	
				MXZ-2C52VA-E1	-	-	-	-	-	-	-	-	-	
Master Bedroom 主睡房	Split-type Air-Conditioners 分體式冷氣機	Mitsubishi Electric 三菱電機	Indoor Units 室內機	MSH-GH60VA	-	-	-	-	-	-	-	-	-	
				MSH-GH50VA	-	-	-	-	-	-	-	-		
				MSH-GH35VA	√	√	√	-	-	√	-	√		
				MSH-GH25VA	-	-	-	√	-	-	-	-	√	
				MSZ-GE25VA-E1	-	-	-	-	√	-	√	-	-	
			Outdoor Units 戶外機	MUH-GH60VA	-	-	-	-	-	-	-	-	-	
				MUH-GH50VA	-	-	-	-	-	-	-	-	-	
				MUH-GH35VA	√	√	√	-	-	√	-	√		
				MUH-GH25VA	-	-	-	√	-	-	-	-	√	
				MXZ-2C52VA-E1	-	-	-	-	√*	-	√*	-	-	
Bedroom 1 睡房1	Split-type Air-Conditioners 分體式冷氣機	Mitsubishi Electric 三菱電機	Indoor Units 室內機	MSH-GH60VA	-	-	-	-	-	-	-	-		
				MSH-GH50VA	-	-	-	-	-	-	-	-		
				MSH-GH35VA	-	-	-	-	-	-	-	-		
				MSH-GH25VA	√	√	√	√	-	√	-	√		
				MSZ-GE25VA-E1	-	-	-	-	-	-	-	-	√	
			Outdoor Units 戶外機	MUH-GH60VA	-	-	-	-	-	-	-	-	-	
				MUH-GH50VA	-	-	-	-	-	-	-	-	-	
				MUH-GH35VA	-	-	-	-	-	-	-	-	-	
				MUH-GH25VA	√	√	√	√	-	√	-	√		
				MXZ-2C52VA-E1	-	-	-	-	-	-	-	-	√^	

Note:

- The symbol "-" as shown in the above table denotes "Not applicable".
- The Vendor undertakes that if lifts or appliances of the specified brand name or model number are not installed in the Phase, lifts or appliances of comparable quality will be installed.
- The symbol "\*" as shown in the above table denotes only 1 no. of outdoor unit installed at air conditioner platform and provide the air-conditioning for the indoor units of Master Bedroom and Study.
- The symbol "^" as shown in the above table denotes only 1 no. of outdoor unit installed at air conditioner platform and provide the air-conditioning for the indoor units of Bedroom 1 and Store.

備註:

- 上表內之 "-" 代表 "不適用"。
- 賣方承諾如期數中沒有安裝指明的品牌名稱或產品型號的升降機或設備，便會安裝品質相若的升降機或設備。
- 上表內之 "\*" 代表只安裝1個戶外機於冷氣機平台並供應空氣調節給主睡房及書房之室內機。
- 上表內之 "^" 代表只安裝1個戶外機於冷氣機平台並供應空氣調節給睡房1及儲物房之室內機。

# Fittings, Finishes and Appliances

## 裝置、裝修物料及設備

### Appliance Schedule - Air-Conditioner 設備說明表 - 冷氣機

Tower 3A: 1/F - 3/F, 5/F - 12/F, 15/F - 23/F and 25/F - 29/F

第3A座：1樓至3樓、5樓至12樓、15樓至23樓及25樓至29樓

Location 位置	Appliance 設備	Brand Name 品牌名稱	Model No. 型號	Apartment Units 單位										
				01	02	03	05	06	07	08	09	10		
Bedroom 2 睡房2	Split-type Air-Conditioners 分體式冷氣機	Mitsubishi Electric 三菱電機	Indoor Units 室內機	MSH-GH60VA	-	-	-	-	-	-	-	-	-	-
				MSH-GH50VA	-	-	-	-	-	-	-	-	-	-
				MSH-GH35VA	-	-	-	-	-	-	-	-	-	-
				MSH-GH25VA	✓	✓	✓	-	-	-	-	✓	-	-
				MSZ-GE25VA-E1	-	-	-	-	-	-	-	-	-	-
			Outdoor Units 戶外機	MUH-GH60VA	-	-	-	-	-	-	-	-	-	-
				MUH-GH50VA	-	-	-	-	-	-	-	-	-	-
				MUH-GH35VA	-	-	-	-	-	-	-	-	-	-
				MUH-GH25VA	✓	✓	✓	-	-	-	-	✓	-	-
				MXZ-2C52VA-E1	-	-	-	-	-	-	-	-	-	-
Store 儲物房	Split-type Air-Conditioners 分體式冷氣機	Mitsubishi Electric 三菱電機	Indoor Units 室內機	MSH-GH60VA	-	-	-	-	-	-	-	-	-	
				MSH-GH50VA	-	-	-	-	-	-	-	-	-	
				MSH-GH35VA	-	-	-	-	-	-	-	-	-	
				MSH-GH25VA	-	-	-	-	-	-	-	-	-	
				MSZ-GE25VA-E1	-	-	-	-	-	-	-	-	✓	-
			Outdoor Units 戶外機	MUH-GH60VA	-	-	-	-	-	-	-	-	-	-
				MUH-GH50VA	-	-	-	-	-	-	-	-	-	-
				MUH-GH35VA	-	-	-	-	-	-	-	-	-	-
				MUH-GH25VA	-	-	-	-	-	-	-	-	-	-
				MXZ-2C52VA-E1	-	-	-	-	-	-	-	-	-	-
Study 書房	Split-type Air-Conditioners 分體式冷氣機	Mitsubishi Electric 三菱電機	Indoor Units 室內機	MSH-GH60VA	-	-	-	-	-	-	-	-	-	
				MSH-GH50VA	-	-	-	-	-	-	-	-	-	
				MSH-GH35VA	-	-	-	-	-	-	-	-	-	
				MSH-GH25VA	-	-	-	-	-	-	-	-	-	
				MSZ-GE25VA-E1	-	-	-	-	✓	-	✓	-	-	-
			Outdoor Units 戶外機	MUH-GH60VA	-	-	-	-	-	-	-	-	-	-
				MUH-GH50VA	-	-	-	-	-	-	-	-	-	-
				MUH-GH35VA	-	-	-	-	-	-	-	-	-	-
				MUH-GH25VA	-	-	-	-	-	-	-	-	-	-
				MXZ-2C52VA-E1	-	-	-	-	-	-	-	-	-	-

Note:

- The symbol "-" as shown in the above table denotes "Not applicable".
- The Vendor undertakes that if lifts or appliances of the specified brand name or model number are not installed in the Phase, lifts or appliances of comparable quality will be installed.
- The symbol "\*" as shown in the above table denotes only 1 no. of outdoor unit installed at air conditioner platform and provide the air-conditioning for the indoor units of Master Bedroom and Study.
- The symbol "^" as shown in the above table denotes only 1 no. of outdoor unit installed at air conditioner platform and provide the air-conditioning for the indoor units of Bedroom 1 and Store.

備註：

- 上表內之“-”代表“不適用”。
- 賣方承諾如期數中沒有安裝指明的品牌名稱或產品型號的升降機或設備，便會安裝品質相若的升降機或設備。
- 上表內之“\*”代表只安裝1個戶外機於冷氣機平台並供應空氣調節給主睡房及書房之室內機。
- 上表內之“^”代表只安裝1個戶外機於冷氣機平台並供應空氣調節給睡房1及儲物房之室內機。

Appliance Schedule - Air-Conditioner  
設備說明表 - 冷氣機

Tower 3A: 30/F

第3A座：30樓

Location 位置	Appliance 設備	Brand Name 品牌名稱	Model No. 型號	Apartment Units 單位								
				01	03	05	06	07	08	09	10	
Living Room / Dining Room 客廳/飯廳	Split-type Air-Conditioners 分體式冷氣機	Mitsubishi Electric 三菱電機	Indoor Units 室內機	MSH-GH60VA	-	√	√	√	√	√	√	√
				MSH-GH50VA	-	-	-	-	-	-	-	-
				MSH-GH35VA	-	-	-	-	-	-	-	-
				MSH-GH25VA	-	-	-	-	-	-	-	-
				MSZ-GE25VA-E1	-	-	-	-	-	-	-	-
				MSZ-GE35VA-E1	√	-	-	-	-	-	-	-
			Outdoor Units 戶外機	MUH-GH60VA	-	√	√	√	√	√	√	√
				MUH-GH50VA	-	-	-	-	-	-	-	-
				MUH-GH35VA	-	-	-	-	-	-	-	-
				MUH-GH25VA	-	-	-	-	-	-	-	-
				MXZ-2C52VA-E1	-	-	-	-	-	-	-	-
				MUZ-GE35VA-E1	√	-	-	-	-	-	-	-
MUZ-GE25VA-E1	-	-	-	-	-	-	-	-				
Master Bedroom 主睡房	Split-type Air-Conditioners 分體式冷氣機	Mitsubishi Electric 三菱電機	Indoor Units 室內機	MSH-GH60VA	-	-	-	-	-	-	-	
				MSH-GH50VA	-	-	-	-	-	-	-	
				MSH-GH35VA	-	√	-	-	√	-	√	√
				MSH-GH25VA	-	-	√	-	-	-	-	-
				MSZ-GE25VA-E1	-	-	-	√	-	√	-	-
				MSZ-GE35VA-E1	√	-	-	-	-	-	-	-
			Outdoor Units 戶外機	MUH-GH60VA	-	-	-	-	-	-	-	-
				MUH-GH50VA	-	-	-	-	-	-	-	-
				MUH-GH35VA	-	√	-	-	√	-	√	√
				MUH-GH25VA	-	-	√	-	-	-	-	-
				MXZ-2C52VA-E1	-	-	-	√*	-	√*	-	-
				MUZ-GE35VA-E1	√	-	-	-	-	-	-	-
MUZ-GE25VA-E1	-	-	-	-	-	-	-	-				

Note:

- The symbol "-" as shown in the above table denotes "Not applicable".
- The Vendor undertakes that if lifts or appliances of the specified brand name or model number are not installed in the Phase, lifts or appliances of comparable quality will be installed.
- The symbol "\*" as shown in the above table denotes only 1 no. of outdoor unit installed at air conditioner platform and provide the air-conditioning for the indoor units of Master Bedroom and Study.
- The symbol "^" as shown in the above table denotes only 1 no. of outdoor unit installed at air conditioner platform and provide the air-conditioning for the indoor units of Bedroom 1 and Store.

備註:

- 上表內之 "-" 代表 "不適用"。
- 賣方承諾如期數中沒有安裝指明的品牌名稱或產品型號的升降機或設備，便會安裝品質相若的升降機或設備。
- 上表內之 "\*" 代表只安裝1個戶外機於冷氣機平台並供應空氣調節給主睡房及書房之室內機。
- 上表內之 "^" 代表只安裝1個戶外機於冷氣機平台並供應空氣調節給睡房1及儲物房之室內機。

# Fittings, Finishes and Appliances

## 裝置、裝修物料及設備

### Appliance Schedule - Air-Conditioner 設備說明表 - 冷氣機

Tower 3A: 30/F

第3A座：30樓

Location 位置	Appliance 設備	Brand Name 品牌名稱	Model No. 型號	Apartment Units 單位									
				01	03	05	06	07	08	09	10		
Bedroom 1 睡房1	Split-type Air-Conditioners 分體式冷氣機	Mitsubishi Electric 三菱電機	Indoor Units 室內機	MSH-GH60VA	-	-	-	-	-	-	-	-	-
				MSH-GH50VA	-	-	-	-	-	-	-	-	-
				MSH-GH35VA	-	-	-	-	-	-	-	-	-
				MSH-GH25VA	-	√	√	-	√	-	√	-	
				MSZ-GE25VA-E1	√	-	-	-	-	-	-	-	√
				MSZ-GE35VA-E1	-	-	-	-	-	-	-	-	-
			Outdoor Units 戶外機	MUH-GH60VA	-	-	-	-	-	-	-	-	-
				MUH-GH50VA	-	-	-	-	-	-	-	-	-
				MUH-GH35VA	-	-	-	-	-	-	-	-	-
				MUH-GH25VA	-	√	√	-	√	-	√	-	
				MXZ-2C52VA-E1	-	-	-	-	-	-	-	-	√^
				MUZ-GE35VA-E1	-	-	-	-	-	-	-	-	-
MUZ-GE25VA-E1	√	-	-	-	-	-	-	-	-				
Bedroom 2 睡房2	Split-type Air-Conditioners 分體式冷氣機	Mitsubishi Electric 三菱電機	Indoor Units 室內機	MSH-GH60VA	-	-	-	-	-	-	-	-	-
				MSH-GH50VA	-	-	-	-	-	-	-	-	-
				MSH-GH35VA	-	-	-	-	-	-	-	-	-
				MSH-GH25VA	-	√	-	-	-	-	-	√	-
				MSZ-GE25VA-E1	√	-	-	-	-	-	-	-	-
				MSZ-GE35VA-E1	-	-	-	-	-	-	-	-	-
			Outdoor Units 戶外機	MUH-GH60VA	-	-	-	-	-	-	-	-	-
				MUH-GH50VA	-	-	-	-	-	-	-	-	-
				MUH-GH35VA	-	-	-	-	-	-	-	-	-
				MUH-GH25VA	-	√	-	-	-	-	-	√	-
				MXZ-2C52VA-E1	-	-	-	-	-	-	-	-	-
				MUZ-GE35VA-E1	-	-	-	-	-	-	-	-	-
MUZ-GE25VA-E1	√	-	-	-	-	-	-	-	-				

Note:

- The symbol "-" as shown in the above table denotes "Not applicable".
- The Vendor undertakes that if lifts or appliances of the specified brand name or model number are not installed in the Phase, lifts or appliances of comparable quality will be installed.
- The symbol "\*" as shown in the above table denotes only 1 no. of outdoor unit installed at air conditioner platform and provide the air-conditioning for the indoor units of Master Bedroom and Study.
- The symbol "^" as shown in the above table denotes only 1 no. of outdoor unit installed at air conditioner platform and provide the air-conditioning for the indoor units of Bedroom 1 and Store.

備註：

- 上表內之“-”代表“不適用”。
- 賣方承諾如期數中沒有安裝指明的品牌名稱或產品型號的升降機或設備，便會安裝品質相若的升降機或設備。
- 上表內之“\*”代表只安裝1個戶外機於冷氣機平台並供應空氣調節給主睡房及書房之室內機。
- 上表內之“^”代表只安裝1個戶外機於冷氣機平台並供應空氣調節給睡房1及儲物房之室內機。

Appliance Schedule - Air-Conditioner  
設備說明表 - 冷氣機

Tower 3A: 30/F

第3A座：30樓

Location 位置	Appliance 設備	Brand Name 品牌名稱	Model No. 型號	Apartment Units 單位									
				01	03	05	06	07	08	09	10		
Store 儲物房	Split-type Air-Conditioners 分體式冷氣機	Mitsubishi Electric 三菱電機	Indoor Units 室內機	MSH-GH60VA	-	-	-	-	-	-	-	-	-
				MSH-GH50VA	-	-	-	-	-	-	-	-	-
				MSH-GH35VA	-	-	-	-	-	-	-	-	-
				MSH-GH25VA	-	-	-	-	-	-	-	-	-
				MSZ-GE25VA-E1	-	-	-	-	-	-	-	-	✓
				MSZ-GE35VA-E1	-	-	-	-	-	-	-	-	-
			Outdoor Units 戶外機	MUH-GH60VA	-	-	-	-	-	-	-	-	-
				MUH-GH50VA	-	-	-	-	-	-	-	-	-
				MUH-GH35VA	-	-	-	-	-	-	-	-	-
				MUH-GH25VA	-	-	-	-	-	-	-	-	-
				MXZ-2C52VA-E1	-	-	-	-	-	-	-	-	-
				MUZ-GE35VA-E1	-	-	-	-	-	-	-	-	-
MUZ-GE25VA-E1	-	-	-	-	-	-	-	-	-				
Study 書房	Split-type Air-Conditioners 分體式冷氣機	Mitsubishi Electric 三菱電機	Indoor Units 室內機	MSH-GH60VA	-	-	-	-	-	-	-	-	-
				MSH-GH50VA	-	-	-	-	-	-	-	-	-
				MSH-GH35VA	-	-	-	-	-	-	-	-	-
				MSH-GH25VA	-	-	-	-	-	-	-	-	-
				MSZ-GE25VA-E1	-	-	-	✓	-	✓	-	-	-
				MSZ-GE35VA-E1	-	-	-	-	-	-	-	-	-
			Outdoor Units 戶外機	MUH-GH60VA	-	-	-	-	-	-	-	-	-
				MUH-GH50VA	-	-	-	-	-	-	-	-	-
				MUH-GH35VA	-	-	-	-	-	-	-	-	-
				MUH-GH25VA	-	-	-	-	-	-	-	-	-
				MXZ-2C52VA-E1	-	-	-	-	-	-	-	-	-
				MUZ-GE35VA-E1	-	-	-	-	-	-	-	-	-
MUZ-GE25VA-E1	-	-	-	-	-	-	-	-	-				

Note:

- The symbol "-" as shown in the above table denotes "Not applicable".
- The Vendor undertakes that if lifts or appliances of the specified brand name or model number are not installed in the Phase, lifts or appliances of comparable quality will be installed.
- The symbol "\*" as shown in the above table denotes only 1 no. of outdoor unit installed at air conditioner platform and provide the air-conditioning for the indoor units of Master Bedroom and Study.
- The symbol "^" as shown in the above table denotes only 1 no. of outdoor unit installed at air conditioner platform and provide the air-conditioning for the indoor units of Bedroom 1 and Store.

備註:

- 上表內之 "-" 代表 "不適用"。
- 賣方承諾如期數中沒有安裝指明的品牌名稱或產品型號的升降機或設備，便會安裝品質相若的升降機或設備。
- 上表內之 "\*" 代表只安裝1個戶外機於冷氣機平台並供應空氣調節給主睡房及書房之室內機。
- 上表內之 "^" 代表只安裝1個戶外機於冷氣機平台並供應空氣調節給睡房1及儲物房之室內機。



# Fittings, Finishes and Appliances

## 裝置、裝修物料及設備

### Appliance Schedule - Air-Conditioner 設備說明表 - 冷氣機

Tower 3B: 1/F - 3/F, 5/F - 12/F, 15/F - 23/F and 25/F - 29/F

第3B座：1樓至3樓、5樓至12樓、15樓至23樓及25樓至29樓

Location 位置	Appliance 設備	Brand Name 品牌名稱	Model No. 型號	Apartment Units 單位											
				01	02	03	05	06	07	08	09	10	11		
Living Room / Dining Room 客廳/飯廳	Split-type Air-Conditioners 分體式冷氣機	Mitsubishi Electric 三菱電機	Indoor Units 室內機	MSH-GH60VA	-	-	-	-	-	-	-	-	-	-	-
				MSH-GH50VA	✓	✓	✓	✓	✓	✓	✓	✓	✓	✓	
				MSH-GH35VA	-	-	-	-	-	-	-	-	-	-	
				MSH-GH25VA	-	-	-	-	-	-	-	-	-	-	
				MSZ-GE25VA-E1	-	-	-	-	-	-	-	-	-	-	
			Outdoor Units 戶外機	MUH-GH60VA	-	-	-	-	-	-	-	-	-	-	-
				MUH-GH50VA	✓	✓	✓	✓	✓	✓	✓	✓	✓	✓	
				MUH-GH35VA	-	-	-	-	-	-	-	-	-	-	
				MUH-GH25VA	-	-	-	-	-	-	-	-	-	-	
				MXZ-2C52VA-E1	-	-	-	-	-	-	-	-	-	-	
Master Bedroom 主睡房	Split-type Air-Conditioners 分體式冷氣機	Mitsubishi Electric 三菱電機	Indoor Units 室內機	MSH-GH60VA	-	-	-	-	-	-	-	-	-	-	
				MSH-GH50VA	-	-	-	-	-	-	-	-	-		
				MSH-GH35VA	✓	-	✓	-	-	✓	✓	✓	✓		
				MSH-GH25VA	-	✓	-	-	✓	-	-	-	-		
				MSZ-GE25VA-E1	-	-	-	✓	-	-	-	-	-		
			Outdoor Units 戶外機	MUH-GH60VA	-	-	-	-	-	-	-	-	-		
				MUH-GH50VA	-	-	-	-	-	-	-	-	-		
				MUH-GH35VA	✓	-	✓	-	-	✓	✓	✓	✓		
				MUH-GH25VA	-	✓	-	-	✓	-	-	-	-		
				MXZ-2C52VA-E1	-	-	-	✓*	-	-	-	-	-		
Bedroom 1 睡房1	Split-type Air-Conditioners 分體式冷氣機	Mitsubishi Electric 三菱電機	Indoor Units 室內機	MSH-GH60VA	-	-	-	-	-	-	-	-	-		
				MSH-GH50VA	-	-	-	-	-	-	-	-			
				MSH-GH35VA	-	-	-	-	-	-	-	-			
				MSH-GH25VA	✓	✓	✓	-	✓	✓	-	-	✓		
				MSZ-GE25VA-E1	-	-	-	-	-	-	-	-	-		
			Outdoor Units 戶外機	MUH-GH60VA	-	-	-	-	-	-	-	-	-		
				MUH-GH50VA	-	-	-	-	-	-	-	-	-		
				MUH-GH35VA	-	-	-	-	-	-	-	-	-		
				MUH-GH25VA	✓	✓	✓	-	✓	✓	-	-	✓		
				MXZ-2C52VA-E1	-	-	-	-	-	-	-	-	-		

Note:

- The symbol "-" as shown in the above table denotes "Not applicable".
- The Vendor undertakes that if lifts or appliances of the specified brand name or model number are not installed in the Phase, lifts or appliances of comparable quality will be installed.
- The symbol "\*" as shown in the above table denotes only 1 no. of outdoor unit installed at air conditioner platform and provide the air-conditioning for the indoor units of Master Bedroom and Study.
- The symbol "^" as shown in the above table denotes only 1 no. of outdoor unit installed at air conditioner platform and provide the air-conditioning for the indoor units of Bedroom 1 and Store.

備註：

- 上表內之“-”代表“不適用”。
- 賣方承諾如期數中沒有安裝指明的品牌名稱或產品型號的升降機或設備，便會安裝品質相若的升降機或設備。
- 上表內之“\*”代表只安裝1個戶外機於冷氣機平台並供應空氣調節給主睡房及書房之室內機。
- 上表內之“^”代表只安裝1個戶外機於冷氣機平台並供應空氣調節給睡房1及儲物房之室內機。

Appliance Schedule - Air-Conditioner  
設備說明表 - 冷氣機

Tower 3B: 1/F - 3/F, 5/F - 12/F, 15/F - 23/F and 25/F - 29/F

第3B座：1樓至3樓、5樓至12樓、15樓至23樓及25樓至29樓

Location 位置	Appliance 設備	Brand Name 品牌名稱	Model No. 型號	Apartment Units 單位										
				01	02	03	05	06	07	08	09	10	11	
Bedroom 2 睡房2	Split-type Air-Conditioners 分體式冷氣機	Mitsubishi Electric 三菱電機	Indoor Units 室內機	MSH-GH60VA	-	-	-	-	-	-	-	-	-	-
				MSH-GH50VA	-	-	-	-	-	-	-	-	-	-
				MSH-GH35VA	-	-	-	-	-	-	-	-	-	-
				MSH-GH25VA	√	-	-	-	-	-	-	-	-	-
				MSZ-GE25VA-E1	-	-	-	-	-	-	-	-	-	-
			Outdoor Units 戶外機	MUH-GH60VA	-	-	-	-	-	-	-	-	-	-
				MUH-GH50VA	-	-	-	-	-	-	-	-	-	-
				MUH-GH35VA	-	-	-	-	-	-	-	-	-	-
				MUH-GH25VA	√	-	-	-	-	-	-	-	-	-
				MXZ-2C52VA-E1	-	-	-	-	-	-	-	-	-	-
Store 儲物房	Split-type Air-Conditioners 分體式冷氣機	Mitsubishi Electric 三菱電機	Indoor Units 室內機	MSH-GH60VA	-	-	-	-	-	-	-	-	-	
				MSH-GH50VA	-	-	-	-	-	-	-	-	-	
				MSH-GH35VA	-	-	-	-	-	-	-	-	-	
				MSH-GH25VA	-	-	-	-	-	-	-	-	-	
				MSZ-GE25VA-E1	-	-	-	-	-	-	-	-	-	
			Outdoor Units 戶外機	MUH-GH60VA	-	-	-	-	-	-	-	-	-	
				MUH-GH50VA	-	-	-	-	-	-	-	-	-	
				MUH-GH35VA	-	-	-	-	-	-	-	-	-	
				MUH-GH25VA	-	-	-	-	-	-	-	-	-	
				MXZ-2C52VA-E1	-	-	-	-	-	-	-	-	-	
Study 書房	Split-type Air-Conditioners 分體式冷氣機	Mitsubishi Electric 三菱電機	Indoor Units 室內機	MSH-GH60VA	-	-	-	-	-	-	-	-	-	
				MSH-GH50VA	-	-	-	-	-	-	-	-	-	
				MSH-GH35VA	-	-	-	-	-	-	-	-	-	
				MSH-GH25VA	-	-	-	-	-	-	-	-	-	
				MSZ-GE25VA-E1	-	-	-	√	-	-	-	-	-	
			Outdoor Units 戶外機	MUH-GH60VA	-	-	-	-	-	-	-	-	-	
				MUH-GH50VA	-	-	-	-	-	-	-	-	-	
				MUH-GH35VA	-	-	-	-	-	-	-	-	-	
				MUH-GH25VA	-	-	-	-	-	-	-	-	-	
				MXZ-2C52VA-E1	-	-	-	-	-	-	-	-	-	

Note:

1. The symbol "-" as shown in the above table denotes "Not applicable".
2. The Vendor undertakes that if lifts or appliances of the specified brand name or model number are not installed in the Phase, lifts or appliances of comparable quality will be installed.
3. The symbol "\*" as shown in the above table denotes only 1 no. of outdoor unit installed at air conditioner platform and provide the air-conditioning for the indoor units of Master Bedroom and Study.
4. The symbol "^" as shown in the above table denotes only 1 no. of outdoor unit installed at air conditioner platform and provide the air-conditioning for the indoor units of Bedroom 1 and Store.

備註：

1. 上表內之“-”代表“不適用”。
2. 賣方承諾如期數中沒有安裝指明的品牌名稱或產品型號的升降機或設備，便會安裝品質相若的升降機或設備。
3. 上表內之“\*”代表只安裝1個戶外機於冷氣機平台並供應空氣調節給主睡房及書房之室內機。
4. 上表內之“^”代表只安裝1個戶外機於冷氣機平台並供應空氣調節給睡房1及儲物房之室內機。

# Fittings, Finishes and Appliances

## 裝置、裝修物料及設備

### Appliance Schedule - Air-Conditioner 設備說明表 - 冷氣機

Tower 3B: 30/F

第3B座：30樓

Location 位置	Appliance 設備	Brand Name 品牌名稱	Model No. 型號	Apartment Units 單位												
				01	02	03	05	06	07	08	09	10	11			
Living Room / Dining Room 客廳/飯廳	Split-type Air-Conditioners 分體式冷氣機	Mitsubishi Electric 三菱電機	Indoor Units 室內機	MSH-GH60VA	√	√	√	√	√	√	√	√	√	√	√	
				MSH-GH50VA	-	-	-	-	-	-	-	-	-	-	-	
				MSH-GH35VA	-	-	-	-	-	-	-	-	-	-	-	
				MSH-GH25VA	-	-	-	-	-	-	-	-	-	-	-	
				MSZ-GE25VA-E1	-	-	-	-	-	-	-	-	-	-	-	
				MSZ-GE35VA-E1	-	-	-	-	-	-	-	-	-	-	-	
			Outdoor Units 戶外機	MUH-GH60VA	√	√	√	√	√	√	√	√	√	√	√	√
				MUH-GH50VA	-	-	-	-	-	-	-	-	-	-	-	-
				MUH-GH35VA	-	-	-	-	-	-	-	-	-	-	-	-
				MUH-GH25VA	-	-	-	-	-	-	-	-	-	-	-	-
				MXZ-2C52VA-E1	-	-	-	-	-	-	-	-	-	-	-	-
				MUZ-GE35VA-E1	-	-	-	-	-	-	-	-	-	-	-	-
Master Bedroom 主睡房	Split-type Air-Conditioners 分體式冷氣機	Mitsubishi Electric 三菱電機	Indoor Units 室內機	MSH-GH60VA	-	-	-	-	-	-	-	-	-	-	-	
				MSH-GH50VA	-	-	-	-	-	-	-	-	-	-	-	
				MSH-GH35VA	√	√	√	-	√	√	√	√	√	√	√	
				MSH-GH25VA	-	-	-	-	-	-	-	-	-	-	-	
				MSZ-GE25VA-E1	-	-	-	√	-	-	-	-	-	-	-	
				MSZ-GE35VA-E1	-	-	-	-	-	-	-	-	-	-	-	
			Outdoor Units 戶外機	MUH-GH60VA	-	-	-	-	-	-	-	-	-	-	-	-
				MUH-GH50VA	-	-	-	-	-	-	-	-	-	-	-	-
				MUH-GH35VA	√	√	√	-	√	√	√	√	√	√	√	
				MUH-GH25VA	-	-	-	-	-	-	-	-	-	-	-	
				MXZ-2C52VA-E1	-	-	-	√*	-	-	-	-	-	-	-	
				MUZ-GE35VA-E1	-	-	-	-	-	-	-	-	-	-	-	
MUZ-GE25VA-E1	-	-	-	-	-	-	-	-	-	-	-					

Note:

- The symbol "-" as shown in the above table denotes "Not applicable".
- The Vendor undertakes that if lifts or appliances of the specified brand name or model number are not installed in the Phase, lifts or appliances of comparable quality will be installed.
- The symbol "\*" as shown in the above table denotes only 1 no. of outdoor unit installed at air conditioner platform and provide the air-conditioning for the indoor units of Master Bedroom and Study.
- The symbol "^" as shown in the above table denotes only 1 no. of outdoor unit installed at air conditioner platform and provide the air-conditioning for the indoor units of Bedroom 1 and Store.

備註:

- 上表內之 "-" 代表 "不適用"。
- 賣方承諾如期數中沒有安裝指明的品牌名稱或產品型號的升降機或設備，便會安裝品質相若的升降機或設備。
- 上表內之 "\*" 代表只安裝1個戶外機於冷氣機平台並供應空氣調節給主睡房及書房之室內機。
- 上表內之 "^" 代表只安裝1個戶外機於冷氣機平台並供應空氣調節給睡房1及儲物房之室內機。

Appliance Schedule - Air-Conditioner  
設備說明表 - 冷氣機

Tower 3B: 30/F

第3B座：30樓

Location 位置	Appliance 設備	Brand Name 品牌名稱	Model No. 型號	Apartment Units 單位												
				01	02	03	05	06	07	08	09	10	11			
Bedroom 1 睡房1	Split-type Air-Conditioners 分體式冷氣機	Mitsubishi Electric 三菱電機	Indoor Units 室內機	MSH-GH60VA	-	-	-	-	-	-	-	-	-	-	-	
				MSH-GH50VA	-	-	-	-	-	-	-	-	-	-	-	
				MSH-GH35VA	-	-	-	-	-	-	-	-	-	-	-	
				MSH-GH25VA	√	√	√	-	√	√	-	-	-	-	√	
				MSZ-GE25VA-E1	-	-	-	-	-	-	-	-	-	-	-	
				MSZ-GE35VA-E1	-	-	-	-	-	-	-	-	-	-	-	
			Outdoor Units 戶外機	MUH-GH60VA	-	-	-	-	-	-	-	-	-	-	-	-
				MUH-GH50VA	-	-	-	-	-	-	-	-	-	-	-	-
				MUH-GH35VA	-	-	-	-	-	-	-	-	-	-	-	-
				MUH-GH25VA	√	√	√	-	√	√	-	-	-	-	√	
				MXZ-2C52VA-E1	-	-	-	-	-	-	-	-	-	-	-	-
				MUZ-GE35VA-E1	-	-	-	-	-	-	-	-	-	-	-	-
Bedroom 2 睡房2	Split-type Air-Conditioners 分體式冷氣機	Mitsubishi Electric 三菱電機	Indoor Units 室內機	MSH-GH60VA	-	-	-	-	-	-	-	-	-	-		
				MSH-GH50VA	-	-	-	-	-	-	-	-	-	-	-	
				MSH-GH35VA	-	-	-	-	-	-	-	-	-	-	-	
				MSH-GH25VA	√	-	-	-	-	-	-	-	-	-	-	
				MSZ-GE25VA-E1	-	-	-	-	-	-	-	-	-	-	-	
				MSZ-GE35VA-E1	-	-	-	-	-	-	-	-	-	-	-	
			Outdoor Units 戶外機	MUH-GH60VA	-	-	-	-	-	-	-	-	-	-	-	-
				MUH-GH50VA	-	-	-	-	-	-	-	-	-	-	-	-
				MUH-GH35VA	-	-	-	-	-	-	-	-	-	-	-	-
				MUH-GH25VA	√	-	-	-	-	-	-	-	-	-	-	-
				MXZ-2C52VA-E1	-	-	-	-	-	-	-	-	-	-	-	-
				MUZ-GE35VA-E1	-	-	-	-	-	-	-	-	-	-	-	-
Outdoor Units 戶外機	MUZ-GE25VA-E1	-	-	-	-	-	-	-	-	-	-	-	-			

Note:

- The symbol "-" as shown in the above table denotes "Not applicable".
- The Vendor undertakes that if lifts or appliances of the specified brand name or model number are not installed in the Phase, lifts or appliances of comparable quality will be installed.
- The symbol "\*" as shown in the above table denotes only 1 no. of outdoor unit installed at air conditioner platform and provide the air-conditioning for the indoor units of Master Bedroom and Study.
- The symbol "^" as shown in the above table denotes only 1 no. of outdoor unit installed at air conditioner platform and provide the air-conditioning for the indoor units of Bedroom 1 and Store.

備註:

- 上表內之 "-" 代表 "不適用"。
- 賣方承諾如期數中沒有安裝指明的品牌名稱或產品型號的升降機或設備，便會安裝品質相若的升降機或設備。
- 上表內之 "\*" 代表只安裝1個戶外機於冷氣機平台並供應空氣調節給主睡房及書房之室內機。
- 上表內之 "^" 代表只安裝1個戶外機於冷氣機平台並供應空氣調節給睡房1及儲物房之室內機。

# Fittings, Finishes and Appliances 裝置、裝修物料及設備

## Appliance Schedule - Air-Conditioner 設備說明表 - 冷氣機

Tower 3B: 30/F

第3B座：30樓

Location 位置	Appliance 設備	Brand Name 品牌名稱	Model No. 型號	Apartment Units 單位												
				01	02	03	05	06	07	08	09	10	11			
Store 儲物房	Split-type Air-Conditioners 分體式冷氣機	Mitsubishi Electric 三菱電機	Indoor Units 室內機	MSH-GH60VA	-	-	-	-	-	-	-	-	-	-	-	
				MSH-GH50VA	-	-	-	-	-	-	-	-	-	-	-	
				MSH-GH35VA	-	-	-	-	-	-	-	-	-	-	-	
				MSH-GH25VA	-	-	-	-	-	-	-	-	-	-	-	
				MSZ-GE25VA-E1	-	-	-	-	-	-	-	-	-	-	-	
				MSZ-GE35VA-E1	-	-	-	-	-	-	-	-	-	-	-	
			Outdoor Units 戶外機	MUH-GH60VA	-	-	-	-	-	-	-	-	-	-	-	-
				MUH-GH50VA	-	-	-	-	-	-	-	-	-	-	-	-
				MUH-GH35VA	-	-	-	-	-	-	-	-	-	-	-	-
				MUH-GH25VA	-	-	-	-	-	-	-	-	-	-	-	-
				MXZ-2C52VA-E1	-	-	-	-	-	-	-	-	-	-	-	-
				MUZ-GE35VA-E1	-	-	-	-	-	-	-	-	-	-	-	-
Study 書房	Split-type Air-Conditioners 分體式冷氣機	Mitsubishi Electric 三菱電機	Indoor Units 室內機	MSH-GH60VA	-	-	-	-	-	-	-	-	-	-	-	
				MSH-GH50VA	-	-	-	-	-	-	-	-	-	-	-	
				MSH-GH35VA	-	-	-	-	-	-	-	-	-	-	-	
				MSH-GH25VA	-	-	-	-	-	-	-	-	-	-	-	
				MSZ-GE25VA-E1	-	-	-	√	-	-	-	-	-	-	-	
				MSZ-GE35VA-E1	-	-	-	-	-	-	-	-	-	-	-	
			Outdoor Units 戶外機	MUH-GH60VA	-	-	-	-	-	-	-	-	-	-	-	-
				MUH-GH50VA	-	-	-	-	-	-	-	-	-	-	-	-
				MUH-GH35VA	-	-	-	-	-	-	-	-	-	-	-	-
				MUH-GH25VA	-	-	-	-	-	-	-	-	-	-	-	-
				MXZ-2C52VA-E1	-	-	-	-	-	-	-	-	-	-	-	-
				MUZ-GE35VA-E1	-	-	-	-	-	-	-	-	-	-	-	-
Study 書房	Split-type Air-Conditioners 分體式冷氣機	Mitsubishi Electric 三菱電機	Outdoor Units 戶外機	MUZ-GE25VA-E1	-	-	-	-	-	-	-	-	-	-		

Note:

- The symbol "-" as shown in the above table denotes "Not applicable".
- The Vendor undertakes that if lifts or appliances of the specified brand name or model number are not installed in the Phase, lifts or appliances of comparable quality will be installed.
- The symbol "\*" as shown in the above table denotes only 1 no. of outdoor unit installed at air conditioner platform and provide the air-conditioning for the indoor units of Master Bedroom and Study.
- The symbol "^" as shown in the above table denotes only 1 no. of outdoor unit installed at air conditioner platform and provide the air-conditioning for the indoor units of Bedroom 1 and Store.

備註：

- 上表內之“-”代表“不適用”。
- 賣方承諾如期數中沒有安裝指明的品牌名稱或產品型號的升降機或設備，便會安裝品質相若的升降機或設備。
- 上表內之“\*”代表只安裝1個戶外機於冷氣機平台並供應空氣調節給主睡房及書房之室內機。
- 上表內之“^”代表只安裝1個戶外機於冷氣機平台並供應空氣調節給睡房1及儲物房之室內機。

Appliance Schedule - Air-Conditioner  
設備說明表 - 冷氣機

Tower 5A: 3/F, 5/F - 12/F, 15/F - 23/F and 25/F - 31/F

第5A座：3樓、5樓至12樓、15樓至23樓及25樓至31樓

Location 位置	Appliance 設備	Brand Name 品牌名稱	Model No. 型號	Apartment Units 單位										
				01	02	03	05	06	07	08	09	10		
Living Room / Dining Room 客廳/飯廳	Split-type Air-Conditioners 分體式冷氣機	Mitsubishi Electric 三菱電機	Indoor Units 室內機	MSH-GH60VA	-	-	-	-	-	-	-	-	-	-
				MSH-GH50VA	√	√	√	√	√	√	√	√	√	
				MSH-GH35VA	-	-	-	-	-	-	-	-	-	
				MSH-GH25VA	-	-	-	-	-	-	-	-	-	
				MSZ-GE25VA-E1	-	-	-	-	-	-	-	-	-	
			Outdoor Units 戶外機	MUH-GH60VA	-	-	-	-	-	-	-	-	-	
				MUH-GH50VA	√	√	√	√	√	√	√	√	√	
				MUH-GH35VA	-	-	-	-	-	-	-	-	-	
				MUH-GH25VA	-	-	-	-	-	-	-	-	-	
				MXZ-2C52VA-E1	-	-	-	-	-	-	-	-	-	
Master Bedroom 主睡房	Split-type Air-Conditioners 分體式冷氣機	Mitsubishi Electric 三菱電機	Indoor Units 室內機	MSH-GH60VA	-	-	-	-	-	-	-	-	-	
				MSH-GH50VA	-	-	-	-	-	-	-	-	-	
				MSH-GH35VA	√	-	√	-	-	√	-	√	-	
				MSH-GH25VA	-	√	-	√	√	-	-	-	√	
				MSZ-GE25VA-E1	-	-	-	-	-	-	√	-	-	
			Outdoor Units 戶外機	MUH-GH60VA	-	-	-	-	-	-	-	-	-	
				MUH-GH50VA	-	-	-	-	-	-	-	-	-	
				MUH-GH35VA	√	-	√	-	-	√	-	√	-	
				MUH-GH25VA	-	√	-	√	√	-	-	-	√	
				MXZ-2C52VA-E1	-	-	-	-	-	-	√*	-	-	
Bedroom 1 睡房1	Split-type Air-Conditioners 分體式冷氣機	Mitsubishi Electric 三菱電機	Indoor Units 室內機	MSH-GH60VA	-	-	-	-	-	-	-	-	-	
				MSH-GH50VA	-	-	-	-	-	-	-	-	-	
				MSH-GH35VA	-	-	-	-	-	-	-	-	-	
				MSH-GH25VA	√	√	√	√	-	√	-	√	-	
				MSZ-GE25VA-E1	-	-	-	-	√	-	-	-	√	
			Outdoor Units 戶外機	MUH-GH60VA	-	-	-	-	-	-	-	-	-	
				MUH-GH50VA	-	-	-	-	-	-	-	-	-	
				MUH-GH35VA	-	-	-	-	-	-	-	-	-	
				MUH-GH25VA	√	√	√	√	-	√	-	√	-	
				MXZ-2C52VA-E1	-	-	-	-	√^	-	-	-	√^	

Note:

- The symbol "-" as shown in the above table denotes "Not applicable".
- The Vendor undertakes that if lifts or appliances of the specified brand name or model number are not installed in the Phase, lifts or appliances of comparable quality will be installed.
- The symbol "\*" as shown in the above table denotes only 1 no. of outdoor unit installed at air conditioner platform and provide the air-conditioning for the indoor units of Master Bedroom and Study.
- The symbol "^" as shown in the above table denotes only 1 no. of outdoor unit installed at air conditioner platform and provide the air-conditioning for the indoor units of Bedroom 1 and Store.

備註：

- 上表內之“-”代表“不適用”。
- 賣方承諾如期數中沒有安裝指明的品牌名稱或產品型號的升降機或設備，便會安裝品質相若的升降機或設備。
- 上表內之“\*”代表只安裝1個戶外機於冷氣機平台並供應空氣調節給主睡房及書房之室內機。
- 上表內之“^”代表只安裝1個戶外機於冷氣機平台並供應空氣調節給睡房1及儲物房之室內機。

# Fittings, Finishes and Appliances

## 裝置、裝修物料及設備

### Appliance Schedule - Air-Conditioner 設備說明表 - 冷氣機

Tower 5A: 3/F, 5/F - 12/F, 15/F - 23/F and 25/F - 31/F

第5A座：3樓、5樓至12樓、15樓至23樓及25樓至31樓

Location 位置	Appliance 設備	Brand Name 品牌名稱	Model No. 型號	Apartment Units 單位										
				01	02	03	05	06	07	08	09	10		
Bedroom 2 睡房2	Split-type Air-Conditioners 分體式冷氣機	Mitsubishi Electric 三菱電機	Indoor Units 室內機	MSH-GH60VA	-	-	-	-	-	-	-	-	-	-
				MSH-GH50VA	-	-	-	-	-	-	-	-	-	-
				MSH-GH35VA	-	-	-	-	-	-	-	-	-	-
				MSH-GH25VA	✓	✓	✓	-	-	-	-	✓	-	-
				MSZ-GE25VA-E1	-	-	-	-	-	-	-	-	-	-
			Outdoor Units 戶外機	MUH-GH60VA	-	-	-	-	-	-	-	-	-	-
				MUH-GH50VA	-	-	-	-	-	-	-	-	-	-
				MUH-GH35VA	-	-	-	-	-	-	-	-	-	-
				MUH-GH25VA	✓	✓	✓	-	-	-	-	✓	-	-
				MXZ-2C52VA-E1	-	-	-	-	-	-	-	-	-	-
Store 儲物房	Split-type Air-Conditioners 分體式冷氣機	Mitsubishi Electric 三菱電機	Indoor Units 室內機	MSH-GH60VA	-	-	-	-	-	-	-	-	-	
				MSH-GH50VA	-	-	-	-	-	-	-	-	-	
				MSH-GH35VA	-	-	-	-	-	-	-	-	-	
				MSH-GH25VA	-	-	-	-	-	✓	-	-	-	
				MSZ-GE25VA-E1	-	-	-	-	✓	-	-	-	✓	
			Outdoor Units 戶外機	MUH-GH60VA	-	-	-	-	-	-	-	-	-	
				MUH-GH50VA	-	-	-	-	-	-	-	-	-	
				MUH-GH35VA	-	-	-	-	-	-	-	-	-	
				MUH-GH25VA	-	-	-	-	-	✓	-	-	-	
				MXZ-2C52VA-E1	-	-	-	-	-	-	-	-	-	
Study 書房	Split-type Air-Conditioners 分體式冷氣機	Mitsubishi Electric 三菱電機	Indoor Units 室內機	MSH-GH60VA	-	-	-	-	-	-	-	-	-	
				MSH-GH50VA	-	-	-	-	-	-	-	-	-	
				MSH-GH35VA	-	-	-	-	-	-	-	-	-	
				MSH-GH25VA	-	-	-	-	-	-	-	-	-	
				MSZ-GE25VA-E1	-	-	-	-	-	-	✓	-	-	
			Outdoor Units 戶外機	MUH-GH60VA	-	-	-	-	-	-	-	-	-	
				MUH-GH50VA	-	-	-	-	-	-	-	-	-	
				MUH-GH35VA	-	-	-	-	-	-	-	-	-	
				MUH-GH25VA	-	-	-	-	-	-	-	-	-	
				MXZ-2C52VA-E1	-	-	-	-	-	-	-	-	-	

Note:

- The symbol "-" as shown in the above table denotes "Not applicable".
- The Vendor undertakes that if lifts or appliances of the specified brand name or model number are not installed in the Phase, lifts or appliances of comparable quality will be installed.
- The symbol "\*" as shown in the above table denotes only 1 no. of outdoor unit installed at air conditioner platform and provide the air-conditioning for the indoor units of Master Bedroom and Study.
- The symbol "^" as shown in the above table denotes only 1 no. of outdoor unit installed at air conditioner platform and provide the air-conditioning for the indoor units of Bedroom 1 and Store.

備註：

- 上表內之“-”代表“不適用”。
- 賣方承諾如期數中沒有安裝指明的品牌名稱或產品型號的升降機或設備，便會安裝品質相若的升降機或設備。
- 上表內之“\*”代表只安裝1個戶外機於冷氣機平台並供應空氣調節給主睡房及書房之室內機。
- 上表內之“^”代表只安裝1個戶外機於冷氣機平台並供應空氣調節給睡房1及儲物房之室內機。

Appliance Schedule - Air-Conditioner  
設備說明表 - 冷氣機

Tower 5A: 32/F

第5A座：32樓

Location 位置	Appliance 設備	Brand Name 品牌名稱	Model No. 型號	Apartment Units 單位								
				01	03	05	06	07	08	09	10	
Living Room / Dining Room 客廳/飯廳	Split-type Air-Conditioners 分體式冷氣機	Mitsubishi Electric 三菱電機	Indoor Units 室內機	MSH-GH60VA	-	√	√	√	√	√	√	√
				MSH-GH50VA	-	-	-	-	-	-	-	-
				MSH-GH35VA	-	-	-	-	-	-	-	-
				MSH-GH25VA	-	-	-	-	-	-	-	-
				MSZ-GE25VA-E1	-	-	-	-	-	-	-	-
				MSZ-GE35VA-E1	√	-	-	-	-	-	-	-
			Outdoor Units 戶外機	MUH-GH60VA	-	√	√	√	√	√	√	√
				MUH-GH50VA	-	-	-	-	-	-	-	-
				MUH-GH35VA	-	-	-	-	-	-	-	-
				MUH-GH25VA	-	-	-	-	-	-	-	-
				MXZ-2C52VA-E1	-	-	-	-	-	-	-	-
				MUZ-GE35VA-E1	√	-	-	-	-	-	-	-
MUZ-GE25VA-E1	-	-	-	-	-	-	-	-				
Master Bedroom 主睡房	Split-type Air-Conditioners 分體式冷氣機	Mitsubishi Electric 三菱電機	Indoor Units 室內機	MSH-GH60VA	-	-	-	-	-	-	-	-
				MSH-GH50VA	-	-	-	-	-	-	-	-
				MSH-GH35VA	-	√	-	-	√	-	√	√
				MSH-GH25VA	-	-	√	√	-	-	-	-
				MSZ-GE25VA-E1	-	-	-	-	-	√	-	-
				MSZ-GE35VA-E1	√	-	-	-	-	-	-	-
			Outdoor Units 戶外機	MUH-GH60VA	-	-	-	-	-	-	-	-
				MUH-GH50VA	-	-	-	-	-	-	-	-
				MUH-GH35VA	-	√	-	-	√	-	√	√
				MUH-GH25VA	-	-	√	√	-	-	-	-
				MXZ-2C52VA-E1	-	-	-	-	-	√*	-	-
				MUZ-GE35VA-E1	√	-	-	-	-	-	-	-
MUZ-GE25VA-E1	-	-	-	-	-	-	-	-				

Note:

- The symbol "-" as shown in the above table denotes "Not applicable".
- The Vendor undertakes that if lifts or appliances of the specified brand name or model number are not installed in the Phase, lifts or appliances of comparable quality will be installed.
- The symbol "\*" as shown in the above table denotes only 1 no. of outdoor unit installed at air conditioner platform and provide the air-conditioning for the indoor units of Master Bedroom and Study.
- The symbol "^" as shown in the above table denotes only 1 no. of outdoor unit installed at air conditioner platform and provide the air-conditioning for the indoor units of Bedroom 1 and Store.

備註:

- 上表內之 "-" 代表 "不適用"。
- 賣方承諾如期數中沒有安裝指明的品牌名稱或產品型號的升降機或設備，便會安裝品質相若的升降機或設備。
- 上表內之 "\*" 代表只安裝1個戶外機於冷氣機平台並供應空氣調節給主睡房及書房之室內機。
- 上表內之 "^" 代表只安裝1個戶外機於冷氣機平台並供應空氣調節給睡房1及儲物房之室內機。



# Fittings, Finishes and Appliances

## 裝置、裝修物料及設備

### Appliance Schedule - Air-Conditioner 設備說明表 - 冷氣機

Tower 5A: 32/F

第5A座：32樓

Location 位置	Appliance 設備	Brand Name 品牌名稱	Model No. 型號	Apartment Units 單位								
				01	03	05	06	07	08	09	10	
Bedroom 1 睡房1	Split-type Air-Conditioners 分體式冷氣機	Mitsubishi Electric 三菱電機	Indoor Units 室內機	MSH-GH60VA	-	-	-	-	-	-	-	-
				MSH-GH50VA	-	-	-	-	-	-	-	
				MSH-GH35VA	-	-	-	-	-	-	-	
				MSH-GH25VA	-	√	√	-	√	-	√	
				MSZ-GE25VA-E1	√	-	-	√	-	-	-	√
				MSZ-GE35VA-E1	-	-	-	-	-	-	-	-
			Outdoor Units 戶外機	MUH-GH60VA	-	-	-	-	-	-	-	
				MUH-GH50VA	-	-	-	-	-	-	-	
				MUH-GH35VA	-	-	-	-	-	-	-	
				MUH-GH25VA	-	√	√	-	√	-	√	
				MXZ-2C52VA-E1	-	-	-	√^	-	-	-	√^
				MUZ-GE35VA-E1	-	-	-	-	-	-	-	-
MUZ-GE25VA-E1	√	-	-	-	-	-	-	-				
Bedroom 2 睡房2	Split-type Air-Conditioners 分體式冷氣機	Mitsubishi Electric 三菱電機	Indoor Units 室內機	MSH-GH60VA	-	-	-	-	-	-	-	
				MSH-GH50VA	-	-	-	-	-	-	-	
				MSH-GH35VA	-	-	-	-	-	-	-	
				MSH-GH25VA	-	√	-	-	-	-	√	
				MSZ-GE25VA-E1	√	-	-	-	-	-	-	
				MSZ-GE35VA-E1	-	-	-	-	-	-	-	
			Outdoor Units 戶外機	MUH-GH60VA	-	-	-	-	-	-	-	
				MUH-GH50VA	-	-	-	-	-	-	-	
				MUH-GH35VA	-	-	-	-	-	-	-	
				MUH-GH25VA	-	√	-	-	-	-	√	
				MXZ-2C52VA-E1	-	-	-	-	-	-	-	
				MUZ-GE35VA-E1	-	-	-	-	-	-	-	
MUZ-GE25VA-E1	√	-	-	-	-	-	-					

Note:

- The symbol "-" as shown in the above table denotes "Not applicable".
- The Vendor undertakes that if lifts or appliances of the specified brand name or model number are not installed in the Phase, lifts or appliances of comparable quality will be installed.
- The symbol "\*" as shown in the above table denotes only 1 no. of outdoor unit installed at air conditioner platform and provide the air-conditioning for the indoor units of Master Bedroom and Study.
- The symbol "^" as shown in the above table denotes only 1 no. of outdoor unit installed at air conditioner platform and provide the air-conditioning for the indoor units of Bedroom 1 and Store.

備註：

- 上表內之“-”代表“不適用”。
- 賣方承諾如期數中沒有安裝指明的品牌名稱或產品型號的升降機或設備，便會安裝品質相若的升降機或設備。
- 上表內之“\*”代表只安裝1個戶外機於冷氣機平台並供應空氣調節給主睡房及書房之室內機。
- 上表內之“^”代表只安裝1個戶外機於冷氣機平台並供應空氣調節給睡房1及儲物房之室內機。

Appliance Schedule - Air-Conditioner  
設備說明表 - 冷氣機

Tower 5A: 32/F

第5A座：32樓

Location 位置	Appliance 設備	Brand Name 品牌名稱	Model No. 型號	Apartment Units 單位									
				01	03	05	06	07	08	09	10		
Store 儲物房	Split-type Air-Conditioners 分體式冷氣機	Mitsubishi Electric 三菱電機	Indoor Units 室內機	MSH-GH60VA	-	-	-	-	-	-	-	-	-
				MSH-GH50VA	-	-	-	-	-	-	-	-	-
				MSH-GH35VA	-	-	-	-	-	-	-	-	-
				MSH-GH25VA	-	-	-	-	√	-	-	-	
				MSZ-GE25VA-E1	-	-	-	√	-	-	-	√	
				MSZ-GE35VA-E1	-	-	-	-	-	-	-	-	
			Outdoor Units 戶外機	MUH-GH60VA	-	-	-	-	-	-	-	-	
				MUH-GH50VA	-	-	-	-	-	-	-	-	
				MUH-GH35VA	-	-	-	-	-	-	-	-	
				MUH-GH25VA	-	-	-	-	√	-	-	-	
				MXZ-2C52VA-E1	-	-	-	-	-	-	-	-	
				MUZ-GE35VA-E1	-	-	-	-	-	-	-	-	
				MUZ-GE25VA-E1	-	-	-	-	-	-	-	-	
Study 書房	Split-type Air-Conditioners 分體式冷氣機	Mitsubishi Electric 三菱電機	Indoor Units 室內機	MSH-GH60VA	-	-	-	-	-	-	-	-	
				MSH-GH50VA	-	-	-	-	-	-	-	-	
				MSH-GH35VA	-	-	-	-	-	-	-	-	
				MSH-GH25VA	-	-	-	-	-	-	-	-	
				MSZ-GE25VA-E1	-	-	-	-	-	√	-	-	
				MSZ-GE35VA-E1	-	-	-	-	-	-	-	-	
			Outdoor Units 戶外機	MUH-GH60VA	-	-	-	-	-	-	-	-	
				MUH-GH50VA	-	-	-	-	-	-	-	-	
				MUH-GH35VA	-	-	-	-	-	-	-	-	
				MUH-GH25VA	-	-	-	-	-	-	-	-	
				MXZ-2C52VA-E1	-	-	-	-	-	-	-	-	
				MUZ-GE35VA-E1	-	-	-	-	-	-	-	-	
				MUZ-GE25VA-E1	-	-	-	-	-	-	-	-	

Note:

- The symbol "-" as shown in the above table denotes "Not applicable".
- The Vendor undertakes that if lifts or appliances of the specified brand name or model number are not installed in the Phase, lifts or appliances of comparable quality will be installed.
- The symbol "\*" as shown in the above table denotes only 1 no. of outdoor unit installed at air conditioner platform and provide the air-conditioning for the indoor units of Master Bedroom and Study.
- The symbol "^" as shown in the above table denotes only 1 no. of outdoor unit installed at air conditioner platform and provide the air-conditioning for the indoor units of Bedroom 1 and Store.

備註:

- 上表內之 "-" 代表 "不適用"。
- 賣方承諾如期數中沒有安裝指明的品牌名稱或產品型號的升降機或設備，便會安裝品質相若的升降機或設備。
- 上表內之 "\*" 代表只安裝1個戶外機於冷氣機平台並供應空氣調節給主睡房及書房之室內機。
- 上表內之 "^" 代表只安裝1個戶外機於冷氣機平台並供應空氣調節給睡房1及儲物房之室內機。

# Fittings, Finishes and Appliances

## 裝置、裝修物料及設備

### Appliance Schedule - Air-Conditioner 設備說明表 - 冷氣機

Tower 5B: G/F, 1/F and 2/F

第5B座：地面層、1樓及2樓

Location 位置	Appliance 設備	Brand Name 品牌名稱	Model No. 型號	Apartment Units 單位								
				01	02	03	05	06	07	08	09	
Living Room / Dining Room 客廳/飯廳	Split-type Air-Conditioners 分體式冷氣機	Mitsubishi Electric 三菱電機	Indoor Units 室內機	MSH-GH60VA	-	-	-	-	√	-	-	-
				MSH-GH50VA	√	√	√	√	-	√	√	√
				MSH-GH35VA	-	-	-	-	-	-	-	-
				MSH-GH25VA	-	-	-	-	-	-	-	-
				MSZ-GE25VA-E1	-	-	-	-	-	-	-	-
			Outdoor Units 戶外機	MUH-GH60VA	-	-	-	-	√	-	-	-
				MUH-GH50VA	√	√	√	√	-	√	√	√
				MUH-GH35VA	-	-	-	-	-	-	-	-
				MUH-GH25VA	-	-	-	-	-	-	-	-
				MXZ-2C52VA-E1	-	-	-	-	-	-	-	-
Master Bedroom 主睡房	Split-type Air-Conditioners 分體式冷氣機	Mitsubishi Electric 三菱電機	Indoor Units 室內機	MSH-GH60VA	-	-	-	-	-	-	-	
				MSH-GH50VA	-	-	-	-	-	-	-	
				MSH-GH35VA	√	-	-	-	-	√	√	√
				MSH-GH25VA	-	√	-	√	√	-	-	-
				MSZ-GE25VA-E1	-	-	√	-	-	-	-	-
			Outdoor Units 戶外機	MUH-GH60VA	-	-	-	-	-	-	-	-
				MUH-GH50VA	-	-	-	-	-	-	-	-
				MUH-GH35VA	√	-	-	-	-	√	√	√
				MUH-GH25VA	-	√	-	√	√	-	-	-
				MXZ-2C52VA-E1	-	-	√*	-	-	-	-	-
Bedroom 1 睡房1	Split-type Air-Conditioners 分體式冷氣機	Mitsubishi Electric 三菱電機	Indoor Units 室內機	MSH-GH60VA	-	-	-	-	-	-	-	
				MSH-GH50VA	-	-	-	-	-	-	-	
				MSH-GH35VA	-	-	-	-	-	-	-	
				MSH-GH25VA	√	-	-	√	√	-	-	√
				MSZ-GE25VA-E1	-	√	-	-	-	-	-	-
			Outdoor Units 戶外機	MUH-GH60VA	-	-	-	-	-	-	-	-
				MUH-GH50VA	-	-	-	-	-	-	-	-
				MUH-GH35VA	-	-	-	-	-	-	-	-
				MUH-GH25VA	√	-	-	√	√	-	-	√
				MXZ-2C52VA-E1	-	√^	-	-	-	-	-	-

Note:

- The symbol "-" as shown in the above table denotes "Not applicable".
- The Vendor undertakes that if lifts or appliances of the specified brand name or model number are not installed in the Phase, lifts or appliances of comparable quality will be installed.
- The symbol "\*" as shown in the above table denotes only 1 no. of outdoor unit installed at air conditioner platform and provide the air-conditioning for the indoor units of Master Bedroom and Study.
- The symbol "^" as shown in the above table denotes only 1 no. of outdoor unit installed at air conditioner platform and provide the air-conditioning for the indoor units of Bedroom 1 and Store.

備註：

- 上表內之“-”代表“不適用”。
- 賣方承諾如期數中沒有安裝指明的品牌名稱或產品型號的升降機或設備，便會安裝品質相若的升降機或設備。
- 上表內之“\*”代表只安裝1個戶外機於冷氣機平台並供應空氣調節給主睡房及書房之室內機。
- 上表內之“^”代表只安裝1個戶外機於冷氣機平台並供應空氣調節給睡房1及儲物房之室內機。

Appliance Schedule - Air-Conditioner  
設備說明表 - 冷氣機

Tower 5B: G/F, 1/F and 2/F

第5B座：地面層、1樓及2樓

Location 位置	Appliance 設備	Brand Name 品牌名稱	Model No. 型號	Apartment Units 單位									
				01	02	03	05	06	07	08	09		
Bedroom 2 睡房2	Split-type Air-Conditioners 分體式冷氣機	Mitsubishi Electric 三菱電機	Indoor Units 室內機	MSH-GH60VA	-	-	-	-	-	-	-	-	-
				MSH-GH50VA	-	-	-	-	-	-	-	-	
				MSH-GH35VA	-	-	-	-	-	-	-	-	
				MSH-GH25VA	-	-	-	-	-	-	-	-	
				MSZ-GE25VA-E1	-	-	-	-	-	-	-	-	
			Outdoor Units 戶外機	MUH-GH60VA	-	-	-	-	-	-	-	-	
				MUH-GH50VA	-	-	-	-	-	-	-	-	
				MUH-GH35VA	-	-	-	-	-	-	-	-	
				MUH-GH25VA	-	-	-	-	-	-	-	-	
				MXZ-2C52VA-E1	-	-	-	-	-	-	-	-	
Store 儲物房	Split-type Air-Conditioners 分體式冷氣機	Mitsubishi Electric 三菱電機	Indoor Units 室內機	MSH-GH60VA	-	-	-	-	-	-	-	-	
				MSH-GH50VA	-	-	-	-	-	-	-	-	
				MSH-GH35VA	-	-	-	-	-	-	-	-	
				MSH-GH25VA	√	-	-	-	-	-	-	-	
				MSZ-GE25VA-E1	-	√	-	-	-	-	-	-	
			Outdoor Units 戶外機	MUH-GH60VA	-	-	-	-	-	-	-	-	
				MUH-GH50VA	-	-	-	-	-	-	-	-	
				MUH-GH35VA	-	-	-	-	-	-	-	-	
				MUH-GH25VA	√	-	-	-	-	-	-	-	
				MXZ-2C52VA-E1	-	-	-	-	-	-	-	-	
Study 書房	Split-type Air-Conditioners 分體式冷氣機	Mitsubishi Electric 三菱電機	Indoor Units 室內機	MSH-GH60VA	-	-	-	-	-	-	-	-	
				MSH-GH50VA	-	-	-	-	-	-	-	-	
				MSH-GH35VA	-	-	-	-	-	-	-	-	
				MSH-GH25VA	-	-	-	-	-	-	-	-	
				MSZ-GE25VA-E1	-	-	√	-	-	-	-	-	
			Outdoor Units 戶外機	MUH-GH60VA	-	-	-	-	-	-	-	-	
				MUH-GH50VA	-	-	-	-	-	-	-	-	
				MUH-GH35VA	-	-	-	-	-	-	-	-	
				MUH-GH25VA	-	-	-	-	-	-	-	-	
				MXZ-2C52VA-E1	-	-	-	-	-	-	-	-	

Note:

- The symbol "-" as shown in the above table denotes "Not applicable".
- The Vendor undertakes that if lifts or appliances of the specified brand name or model number are not installed in the Phase, lifts or appliances of comparable quality will be installed.
- The symbol "\*" as shown in the above table denotes only 1 no. of outdoor unit installed at air conditioner platform and provide the air-conditioning for the indoor units of Master Bedroom and Study.
- The symbol "^" as shown in the above table denotes only 1 no. of outdoor unit installed at air conditioner platform and provide the air-conditioning for the indoor units of Bedroom 1 and Store.

備註：

- 上表內之 "-" 代表 "不適用"。
- 賣方承諾如期數中沒有安裝指明的品牌名稱或產品型號的升降機或設備，便會安裝品質相若的升降機或設備。
- 上表內之 "\*" 代表只安裝1個戶外機於冷氣機平台並供應空氣調節給主睡房及書房之室內機。
- 上表內之 "^" 代表只安裝1個戶外機於冷氣機平台並供應空氣調節給睡房1及儲物房之室內機。

# Fittings, Finishes and Appliances

## 裝置、裝修物料及設備

### Appliance Schedule - Air-Conditioner 設備說明表 - 冷氣機

Tower 5B: 3/F, 5/F - 12/F, 15/F - 23/F and 25/F - 31/F

第5B座：3樓、5樓至12樓、15樓至23樓及25樓至31樓

Location 位置	Appliance 設備	Brand Name 品牌名稱	Model No. 型號	Apartment Units 單位								
				01	02	03	05	06	07	08	09	
Living Room / Dining Room 客廳/飯廳	Split-type Air-Conditioners 分體式冷氣機	Mitsubishi Electric 三菱電機	Indoor Units 室內機	MSH-GH60VA	-	-	-	-	√	-	-	-
				MSH-GH50VA	√	√	√	√	-	√	√	√
				MSH-GH35VA	-	-	-	-	-	-	-	-
				MSH-GH25VA	-	-	-	-	-	-	-	-
				MSZ-GE25VA-E1	-	-	-	-	-	-	-	-
			Outdoor Units 戶外機	MUH-GH60VA	-	-	-	-	√	-	-	-
				MUH-GH50VA	√	√	√	√	-	√	√	√
				MUH-GH35VA	-	-	-	-	-	-	-	-
				MUH-GH25VA	-	-	-	-	-	-	-	-
				MXZ-2C52VA-E1	-	-	-	-	-	-	-	-
Master Bedroom 主睡房	Split-type Air-Conditioners 分體式冷氣機	Mitsubishi Electric 三菱電機	Indoor Units 室內機	MSH-GH60VA	-	-	-	-	-	-	-	
				MSH-GH50VA	-	-	-	-	-	-	-	
				MSH-GH35VA	-	√	-	-	-	√	√	√
				MSH-GH25VA	√	-	-	√	√	-	-	-
				MSZ-GE25VA-E1	-	-	√	-	-	-	-	-
			Outdoor Units 戶外機	MUH-GH60VA	-	-	-	-	-	-	-	-
				MUH-GH50VA	-	-	-	-	-	-	-	-
				MUH-GH35VA	-	√	-	-	-	√	√	√
				MUH-GH25VA	√	-	-	√	√	-	-	-
				MXZ-2C52VA-E1	-	-	√*	-	-	-	-	-
Bedroom 1 睡房1	Split-type Air-Conditioners 分體式冷氣機	Mitsubishi Electric 三菱電機	Indoor Units 室內機	MSH-GH60VA	-	-	-	-	-	-	-	
				MSH-GH50VA	-	-	-	-	-	-	-	
				MSH-GH35VA	-	-	-	-	-	-	-	
				MSH-GH25VA	√	√	-	√	√	-	-	√
				MSZ-GE25VA-E1	-	-	-	-	-	-	-	-
			Outdoor Units 戶外機	MUH-GH60VA	-	-	-	-	-	-	-	-
				MUH-GH50VA	-	-	-	-	-	-	-	-
				MUH-GH35VA	-	-	-	-	-	-	-	-
				MUH-GH25VA	√	√	-	√	√	-	-	√
				MXZ-2C52VA-E1	-	-	-	-	-	-	-	-

Note:

- The symbol "-" as shown in the above table denotes "Not applicable".
- The Vendor undertakes that if lifts or appliances of the specified brand name or model number are not installed in the Phase, lifts or appliances of comparable quality will be installed.
- The symbol "\*" as shown in the above table denotes only 1 no. of outdoor unit installed at air conditioner platform and provide the air-conditioning for the indoor units of Master Bedroom and Study.
- The symbol "^" as shown in the above table denotes only 1 no. of outdoor unit installed at air conditioner platform and provide the air-conditioning for the indoor units of Bedroom 1 and Store.

備註：

- 上表內之“-”代表“不適用”。
- 賣方承諾如期數中沒有安裝指明的品牌名稱或產品型號的升降機或設備，便會安裝品質相若的升降機或設備。
- 上表內之“\*”代表只安裝1個戶外機於冷氣機平台並供應空調節給主睡房及書房之室內機。
- 上表內之“^”代表只安裝1個戶外機於冷氣機平台並供應空調節給睡房1及儲物房之室內機。

Appliance Schedule - Air-Conditioner  
設備說明表 - 冷氣機

Tower 5B: 3/F, 5/F - 12/F, 15/F - 23/F and 25/F - 31/F

第5B座：3樓、5樓至12樓、15樓至23樓及25樓至31樓

Location 位置	Appliance 設備	Brand Name 品牌名稱	Model No. 型號	Apartment Units 單位									
				01	02	03	05	06	07	08	09		
Bedroom 2 睡房2	Split-type Air-Conditioners 分體式冷氣機	Mitsubishi Electric 三菱電機	Indoor Units 室內機	MSH-GH60VA	-	-	-	-	-	-	-	-	-
				MSH-GH50VA	-	-	-	-	-	-	-	-	
				MSH-GH35VA	-	-	-	-	-	-	-	-	
				MSH-GH25VA	-	-	-	-	-	-	-	-	
				MSZ-GE25VA-E1	-	-	-	-	-	-	-	-	
			Outdoor Units 戶外機	MUH-GH60VA	-	-	-	-	-	-	-	-	
				MUH-GH50VA	-	-	-	-	-	-	-	-	
				MUH-GH35VA	-	-	-	-	-	-	-	-	
				MUH-GH25VA	-	-	-	-	-	-	-	-	
				MXZ-2C52VA-E1	-	-	-	-	-	-	-	-	
Store 儲物房	Split-type Air-Conditioners 分體式冷氣機	Mitsubishi Electric 三菱電機	Indoor Units 室內機	MSH-GH60VA	-	-	-	-	-	-	-	-	
				MSH-GH50VA	-	-	-	-	-	-	-	-	
				MSH-GH35VA	-	-	-	-	-	-	-	-	
				MSH-GH25VA	√	-	-	-	-	-	-	-	
				MSZ-GE25VA-E1	-	-	-	-	-	-	-	-	
			Outdoor Units 戶外機	MUH-GH60VA	-	-	-	-	-	-	-	-	
				MUH-GH50VA	-	-	-	-	-	-	-	-	
				MUH-GH35VA	-	-	-	-	-	-	-	-	
				MUH-GH25VA	√	-	-	-	-	-	-	-	
				MXZ-2C52VA-E1	-	-	-	-	-	-	-	-	
Study 書房	Split-type Air-Conditioners 分體式冷氣機	Mitsubishi Electric 三菱電機	Indoor Units 室內機	MSH-GH60VA	-	-	-	-	-	-	-	-	
				MSH-GH50VA	-	-	-	-	-	-	-	-	
				MSH-GH35VA	-	-	-	-	-	-	-	-	
				MSH-GH25VA	-	-	-	-	-	-	-	-	
				MSZ-GE25VA-E1	-	-	√	-	-	-	-	-	
			Outdoor Units 戶外機	MUH-GH60VA	-	-	-	-	-	-	-	-	
				MUH-GH50VA	-	-	-	-	-	-	-	-	
				MUH-GH35VA	-	-	-	-	-	-	-	-	
				MUH-GH25VA	-	-	-	-	-	-	-	-	
				MXZ-2C52VA-E1	-	-	-	-	-	-	-	-	

Note:

- The symbol "-" as shown in the above table denotes "Not applicable".
- The Vendor undertakes that if lifts or appliances of the specified brand name or model number are not installed in the Phase, lifts or appliances of comparable quality will be installed.
- The symbol "\*" as shown in the above table denotes only 1 no. of outdoor unit installed at air conditioner platform and provide the air-conditioning for the indoor units of Master Bedroom and Study.
- The symbol "^" as shown in the above table denotes only 1 no. of outdoor unit installed at air conditioner platform and provide the air-conditioning for the indoor units of Bedroom 1 and Store.

備註：

- 上表內之“-”代表“不適用”。
- 賣方承諾如期數中沒有安裝指明的品牌名稱或產品型號的升降機或設備，便會安裝品質相若的升降機或設備。
- 上表內之“\*”代表只安裝1個戶外機於冷氣機平台並供應空氣調節給主睡房及書房之室內機。
- 上表內之“^”代表只安裝1個戶外機於冷氣機平台並供應空氣調節給睡房1及儲物房之室內機。

# Fittings, Finishes and Appliances

## 裝置、裝修物料及設備

### Appliance Schedule - Air-Conditioner 設備說明表 - 冷氣機

Tower 5B: 32/F

第5B座：32樓

Location 位置	Appliance 設備	Brand Name 品牌名稱	Model No. 型號	Apartment Units 單位								
				01	02	03	05	06	07	08	09	
Living Room / Dining Room 客廳/飯廳	Split-type Air-Conditioners 分體式冷氣機	Mitsubishi Electric 三菱電機	Indoor Units 室內機	MSH-GH60VA	√	√	√	√	-	√	√	√
				MSH-GH50VA	-	-	-	-	-	-	-	-
				MSH-GH35VA	-	-	-	-	√	-	-	-
				MSH-GH25VA	-	-	-	-	-	-	-	-
				MSZ-GE25VA-E1	-	-	-	-	-	-	-	-
				MSZ-GE35VA-E1	-	-	-	-	-	-	-	-
			Outdoor Units 戶外機	MUH-GH60VA	√	√	√	√	-	√	√	√
				MUH-GH50VA	-	-	-	-	-	-	-	-
				MUH-GH35VA	-	-	-	-	√	-	-	-
				MUH-GH25VA	-	-	-	-	-	-	-	-
				MXZ-2C52VA-E1	-	-	-	-	-	-	-	-
				MUZ-GE35VA-E1	-	-	-	-	-	-	-	-
Master Bedroom 主睡房	Split-type Air-Conditioners 分體式冷氣機	Mitsubishi Electric 三菱電機	Indoor Units 室內機	MSH-GH60VA	-	-	-	-	-	-	-	-
				MSH-GH50VA	-	-	-	-	-	-	-	-
				MSH-GH35VA	√	√	-	-	√	√	√	√
				MSH-GH25VA	-	-	-	√	-	-	-	-
				MSZ-GE25VA-E1	-	-	√	-	-	-	-	-
				MSZ-GE35VA-E1	-	-	-	-	-	-	-	-
			Outdoor Units 戶外機	MUH-GH60VA	-	-	-	-	-	-	-	-
				MUH-GH50VA	-	-	-	-	-	-	-	-
				MUH-GH35VA	√	√	-	-	√	√	√	√
				MUH-GH25VA	-	-	-	√	-	-	-	-
				MXZ-2C52VA-E1	-	-	√*	-	-	-	-	-
				MUZ-GE35VA-E1	-	-	-	-	-	-	-	-
MUZ-GE25VA-E1	-	-	-	-	-	-	-	-				

Note:

- The symbol "-" as shown in the above table denotes "Not applicable".
- The Vendor undertakes that if lifts or appliances of the specified brand name or model number are not installed in the Phase, lifts or appliances of comparable quality will be installed.
- The symbol "\*" as shown in the above table denotes only 1 no. of outdoor unit installed at air conditioner platform and provide the air-conditioning for the indoor units of Master Bedroom and Study.
- The symbol "^" as shown in the above table denotes only 1 no. of outdoor unit installed at air conditioner platform and provide the air-conditioning for the indoor units of Bedroom 1 and Store.

備註:

- 上表內之 "-" 代表 "不適用"。
- 賣方承諾如期數中沒有安裝指明的品牌名稱或產品型號的升降機或設備，便會安裝品質相若的升降機或設備。
- 上表內之 "\*" 代表只安裝1個戶外機於冷氣機平台並供應空氣調節給主睡房及書房之室內機。
- 上表內之 "^" 代表只安裝1個戶外機於冷氣機平台並供應空氣調節給睡房1及儲物房之室內機。

Appliance Schedule - Air-Conditioner  
設備說明表 - 冷氣機

Tower 5B: 32/F

第5B座：32樓

Location 位置	Appliance 設備	Brand Name 品牌名稱	Model No. 型號	Apartment Units 單位									
				01	02	03	05	06	07	08	09		
Bedroom 1 睡房1	Split-type Air-Conditioners 分體式冷氣機	Mitsubishi Electric 三菱電機	Indoor Units 室內機	MSH-GH60VA	-	-	-	-	-	-	-	-	-
				MSH-GH50VA	-	-	-	-	-	-	-	-	
				MSH-GH35VA	-	-	-	-	-	-	-	-	
				MSH-GH25VA	√	√	-	√	√	-	-	√	
				MSZ-GE25VA-E1	-	-	-	-	-	-	-	-	
				MSZ-GE35VA-E1	-	-	-	-	-	-	-	-	
			Outdoor Units 戶外機	MUH-GH60VA	-	-	-	-	-	-	-	-	
				MUH-GH50VA	-	-	-	-	-	-	-	-	
				MUH-GH35VA	-	-	-	-	-	-	-	-	
				MUH-GH25VA	√	√	-	√	√	-	-	√	
				MXZ-2C52VA-E1	-	-	-	-	-	-	-	-	
				MUZ-GE35VA-E1	-	-	-	-	-	-	-	-	
Bedroom 2 睡房2	Split-type Air-Conditioners 分體式冷氣機	Mitsubishi Electric 三菱電機	Indoor Units 室內機	MSH-GH60VA	-	-	-	-	-	-	-	-	
				MSH-GH50VA	-	-	-	-	-	-	-		
				MSH-GH35VA	-	-	-	-	-	-	-		
				MSH-GH25VA	-	-	-	-	-	-	-		
				MSZ-GE25VA-E1	-	-	-	-	-	-	-		
				MSZ-GE35VA-E1	-	-	-	-	-	-	-		
			Outdoor Units 戶外機	MUH-GH60VA	-	-	-	-	-	-	-		
				MUH-GH50VA	-	-	-	-	-	-	-		
				MUH-GH35VA	-	-	-	-	-	-	-		
				MUH-GH25VA	-	-	-	-	-	-	-		
				MXZ-2C52VA-E1	-	-	-	-	-	-	-		
				MUZ-GE35VA-E1	-	-	-	-	-	-	-		
MUZ-GE25VA-E1	-	-	-	-	-	-	-						

Note:

- The symbol "-" as shown in the above table denotes "Not applicable".
- The Vendor undertakes that if lifts or appliances of the specified brand name or model number are not installed in the Phase, lifts or appliances of comparable quality will be installed.
- The symbol "\*" as shown in the above table denotes only 1 no. of outdoor unit installed at air conditioner platform and provide the air-conditioning for the indoor units of Master Bedroom and Study.
- The symbol "^" as shown in the above table denotes only 1 no. of outdoor unit installed at air conditioner platform and provide the air-conditioning for the indoor units of Bedroom 1 and Store.

備註:

- 上表內之 "-" 代表 "不適用"。
- 賣方承諾如期數中沒有安裝指明的品牌名稱或產品型號的升降機或設備，便會安裝品質相若的升降機或設備。
- 上表內之 "\*" 代表只安裝1個戶外機於冷氣機平台並供應空氣調節給主睡房及書房之室內機。
- 上表內之 "^" 代表只安裝1個戶外機於冷氣機平台並供應空氣調節給睡房1及儲物房之室內機。



# Fittings, Finishes and Appliances 裝置、裝修物料及設備

## Appliance Schedule - Air-Conditioner 設備說明表 - 冷氣機

Tower 5B: 32/F

第5B座：32樓

Location 位置	Appliance 設備	Brand Name 品牌名稱	Model No. 型號	Apartment Units 單位									
				01	02	03	05	06	07	08	09		
Store 儲物房	Split-type Air-Conditioners 分體式冷氣機	Mitsubishi Electric 三菱電機	Indoor Units 室內機	MSH-GH60VA	-	-	-	-	-	-	-	-	-
				MSH-GH50VA	-	-	-	-	-	-	-	-	
				MSH-GH35VA	-	-	-	-	-	-	-	-	
				MSH-GH25VA	√	-	-	-	-	-	-	-	
				MSZ-GE25VA-E1	-	-	-	-	-	-	-	-	
				MSZ-GE35VA-E1	-	-	-	-	-	-	-	-	
			Outdoor Units 戶外機	MUH-GH60VA	-	-	-	-	-	-	-	-	
				MUH-GH50VA	-	-	-	-	-	-	-	-	
				MUH-GH35VA	-	-	-	-	-	-	-	-	
				MUH-GH25VA	√	-	-	-	-	-	-	-	
				MXZ-2C52VA-E1	-	-	-	-	-	-	-	-	
				MUZ-GE35VA-E1	-	-	-	-	-	-	-	-	
Study 書房	Split-type Air-Conditioners 分體式冷氣機	Mitsubishi Electric 三菱電機	Indoor Units 室內機	MSH-GH60VA	-	-	-	-	-	-	-	-	
				MSH-GH50VA	-	-	-	-	-	-	-	-	
				MSH-GH35VA	-	-	-	-	-	-	-	-	
				MSH-GH25VA	-	-	-	-	-	-	-	-	
				MSZ-GE25VA-E1	-	-	√	-	-	-	-	-	
				MSZ-GE35VA-E1	-	-	-	-	-	-	-	-	
			Outdoor Units 戶外機	MUH-GH60VA	-	-	-	-	-	-	-	-	
				MUH-GH50VA	-	-	-	-	-	-	-	-	
				MUH-GH35VA	-	-	-	-	-	-	-	-	
				MUH-GH25VA	-	-	-	-	-	-	-	-	
				MXZ-2C52VA-E1	-	-	-	-	-	-	-	-	
				MUZ-GE35VA-E1	-	-	-	-	-	-	-	-	
MUZ-GE25VA-E1	-	-	-	-	-	-	-	-					

Note:

- The symbol "-" as shown in the above table denotes "Not applicable".
- The Vendor undertakes that if lifts or appliances of the specified brand name or model number are not installed in the Phase, lifts or appliances of comparable quality will be installed.
- The symbol "\*" as shown in the above table denotes only 1 no. of outdoor unit installed at air conditioner platform and provide the air-conditioning for the indoor units of Master Bedroom and Study.
- The symbol "^" as shown in the above table denotes only 1 no. of outdoor unit installed at air conditioner platform and provide the air-conditioning for the indoor units of Bedroom 1 and Store.

備註:

- 上表內之 "-" 代表 "不適用"。
- 賣方承諾如期數中沒有安裝指明的品牌名稱或產品型號的升降機或設備，便會安裝品質相若的升降機或設備。
- 上表內之 "\*" 代表只安裝1個戶外機於冷氣機平台並供應空氣調節給主睡房及書房之室內機。
- 上表內之 "^" 代表只安裝1個戶外機於冷氣機平台並供應空氣調節給睡房1及儲物房之室內機。

Appliance Schedule - Air-Conditioner  
設備說明表 - 冷氣機

Tower 6A: 1/F

第6A座：1樓

Location 位置	Appliance 設備	Brand Name 品牌名稱	Model No. 型號	Apartment Units 單位						
				01	02	03	05	08	09	
Living Room / Dining Room 客廳/飯廳	Split-type Air-Conditioners 分體式冷氣機	Mitsubishi Electric 三菱電機	Indoor Units 室內機	MSH-GH60VA	-	-	-	-	-	-
				MSH-GH50VA	✓	✓	✓	✓	✓	✓
				MSH-GH35VA	-	-	-	-	-	-
				MSH-GH25VA	-	-	-	-	-	-
				MSZ-GE25VA-E1	-	-	-	-	-	-
			Outdoor Units 戶外機	MUH-GH60VA	-	-	-	-	-	-
				MUH-GH50VA	✓	✓	✓	✓	✓	✓
				MUH-GH35VA	-	-	-	-	-	-
				MUH-GH25VA	-	-	-	-	-	-
				MXZ-2C52VA-E1	-	-	-	-	-	-
Master Bedroom 主睡房	Split-type Air-Conditioners 分體式冷氣機	Mitsubishi Electric 三菱電機	Indoor Units 室內機	MSH-GH60VA	-	-	-	-	-	-
				MSH-GH50VA	-	-	-	-	-	-
				MSH-GH35VA	✓	✓	✓	-	-	✓
				MSH-GH25VA	-	-	-	✓	✓	-
				MSZ-GE25VA-E1	-	-	-	-	-	-
			Outdoor Units 戶外機	MUH-GH60VA	-	-	-	-	-	-
				MUH-GH50VA	-	-	-	-	-	-
				MUH-GH35VA	✓	✓	✓	-	-	✓
				MUH-GH25VA	-	-	-	✓	✓	-
				MXZ-2C52VA-E1	-	-	-	-	-	-
Bedroom 1 睡房1	Split-type Air-Conditioners 分體式冷氣機	Mitsubishi Electric 三菱電機	Indoor Units 室內機	MSH-GH60VA	-	-	-	-	-	-
				MSH-GH50VA	-	-	-	-	-	-
				MSH-GH35VA	-	-	-	-	-	-
				MSH-GH25VA	✓	✓	✓	✓	-	✓
				MSZ-GE25VA-E1	-	-	-	-	-	-
			Outdoor Units 戶外機	MUH-GH60VA	-	-	-	-	-	-
				MUH-GH50VA	-	-	-	-	-	-
				MUH-GH35VA	-	-	-	-	-	-
				MUH-GH25VA	✓	✓	✓	✓	-	✓
				MXZ-2C52VA-E1	-	-	-	-	-	-

Note:

1. The symbol "-" as shown in the above table denotes "Not applicable".
2. The Vendor undertakes that if lifts or appliances of the specified brand name or model number are not installed in the Phase, lifts or appliances of comparable quality will be installed.
3. The symbol "\*" as shown in the above table denotes only 1 no. of outdoor unit installed at air conditioner platform and provide the air-conditioning for the indoor units of Master Bedroom and Study.
4. The symbol "^" as shown in the above table denotes only 1 no. of outdoor unit installed at air conditioner platform and provide the air-conditioning for the indoor units of Bedroom 1 and Store.

備註:

1. 上表內之 "-" 代表 "不適用"。
2. 賣方承諾如期數中沒有安裝指明的品牌名稱或產品型號的升降機或設備，便會安裝品質相若的升降機或設備。
3. 上表內之 "\*" 代表只安裝1個戶外機於冷氣機平台並供應空氣調節給主睡房及書房之室內機。
4. 上表內之 "^" 代表只安裝1個戶外機於冷氣機平台並供應空氣調節給睡房1及儲物房之室內機。

# Fittings, Finishes and Appliances

## 裝置、裝修物料及設備

### Appliance Schedule - Air-Conditioner 設備說明表 - 冷氣機

Tower 6A: 1/F

第6A座：1樓

Location 位置	Appliance 設備	Brand Name 品牌名稱	Model No. 型號	Apartment Units 單位						
				01	02	03	05	08	09	
Bedroom 2 睡房2	Split-type Air-Conditioners 分體式冷氣機	Mitsubishi Electric 三菱電機	Indoor Units 室內機	MSH-GH60VA	-	-	-	-	-	-
				MSH-GH50VA	-	-	-	-	-	-
				MSH-GH35VA	-	-	-	-	-	-
				MSH-GH25VA	√	√	√	-	-	√
				MSZ-GE25VA-E1	-	-	-	-	-	-
			Outdoor Units 戶外機	MUH-GH60VA	-	-	-	-	-	-
				MUH-GH50VA	-	-	-	-	-	-
				MUH-GH35VA	-	-	-	-	-	-
				MUH-GH25VA	√	√	√	-	-	√
				MXZ-2C52VA-E1	-	-	-	-	-	-
Store 儲物房	Split-type Air-Conditioners 分體式冷氣機	Mitsubishi Electric 三菱電機	Indoor Units 室內機	MSH-GH60VA	-	-	-	-	-	-
				MSH-GH50VA	-	-	-	-	-	-
				MSH-GH35VA	-	-	-	-	-	-
				MSH-GH25VA	-	-	-	-	-	-
				MSZ-GE25VA-E1	-	-	-	-	-	-
			Outdoor Units 戶外機	MUH-GH60VA	-	-	-	-	-	-
				MUH-GH50VA	-	-	-	-	-	-
				MUH-GH35VA	-	-	-	-	-	-
				MUH-GH25VA	-	-	-	-	-	-
				MXZ-2C52VA-E1	-	-	-	-	-	-
Study 書房	Split-type Air-Conditioners 分體式冷氣機	Mitsubishi Electric 三菱電機	Indoor Units 室內機	MSH-GH60VA	-	-	-	-	-	-
				MSH-GH50VA	-	-	-	-	-	-
				MSH-GH35VA	-	-	-	-	-	-
				MSH-GH25VA	-	-	-	-	-	-
				MSZ-GE25VA-E1	-	-	-	-	-	-
			Outdoor Units 戶外機	MUH-GH60VA	-	-	-	-	-	-
				MUH-GH50VA	-	-	-	-	-	-
				MUH-GH35VA	-	-	-	-	-	-
				MUH-GH25VA	-	-	-	-	-	-
				MXZ-2C52VA-E1	-	-	-	-	-	-

Note:

- The symbol "-" as shown in the above table denotes "Not applicable".
- The Vendor undertakes that if lifts or appliances of the specified brand name or model number are not installed in the Phase, lifts or appliances of comparable quality will be installed.
- The symbol "\*" as shown in the above table denotes only 1 no. of outdoor unit installed at air conditioner platform and provide the air-conditioning for the indoor units of Master Bedroom and Study.
- The symbol "^" as shown in the above table denotes only 1 no. of outdoor unit installed at air conditioner platform and provide the air-conditioning for the indoor units of Bedroom 1 and Store.

備註：

- 上表內之“-”代表“不適用”。
- 賣方承諾如期數中沒有安裝指明的品牌名稱或產品型號的升降機或設備，便會安裝品質相若的升降機或設備。
- 上表內之“\*”代表只安裝1個戶外機於冷氣機平台並供應空氣調節給主睡房及書房之室內機。
- 上表內之“^”代表只安裝1個戶外機於冷氣機平台並供應空氣調節給睡房1及儲物房之室內機。

Appliance Schedule - Air-Conditioner  
設備說明表 - 冷氣機

Tower 6A: 2/F

第6A座：2樓

Location 位置	Appliance 設備	Brand Name 品牌名稱	Model No. 型號	Apartment Units 單位									
				01	02	03	05	06	07	08	09		
Living Room / Dining Room 客廳/飯廳	Split-type Air-Conditioners 分體式冷氣機	Mitsubishi Electric 三菱電機	Indoor Units 室內機	MSH-GH60VA	-	-	-	-	-	-	-	-	-
				MSH-GH50VA	✓	✓	✓	✓	✓	✓	✓	✓	
				MSH-GH35VA	-	-	-	-	-	-	-	-	
				MSH-GH25VA	-	-	-	-	-	-	-	-	
				MSZ-GE25VA-E1	-	-	-	-	-	-	-	-	
			Outdoor Units 戶外機	MUH-GH60VA	-	-	-	-	-	-	-	-	
				MUH-GH50VA	✓	✓	✓	✓	✓	✓	✓	✓	
				MUH-GH35VA	-	-	-	-	-	-	-	-	
				MUH-GH25VA	-	-	-	-	-	-	-	-	
				MXZ-2C52VA-E1	-	-	-	-	-	-	-	-	
Master Bedroom 主睡房	Split-type Air-Conditioners 分體式冷氣機	Mitsubishi Electric 三菱電機	Indoor Units 室內機	MSH-GH60VA	-	-	-	-	-	-	-	-	
				MSH-GH50VA	-	-	-	-	-	-	-	-	
				MSH-GH35VA	✓	✓	✓	-	✓	✓	-	✓	
				MSH-GH25VA	-	-	-	✓	-	-	✓	-	
				MSZ-GE25VA-E1	-	-	-	-	-	-	-	-	
			Outdoor Units 戶外機	MUH-GH60VA	-	-	-	-	-	-	-	-	
				MUH-GH50VA	-	-	-	-	-	-	-	-	
				MUH-GH35VA	✓	✓	✓	-	✓	✓	-	✓	
				MUH-GH25VA	-	-	-	✓	-	-	✓	-	
				MXZ-2C52VA-E1	-	-	-	-	-	-	-	-	
Bedroom 1 睡房1	Split-type Air-Conditioners 分體式冷氣機	Mitsubishi Electric 三菱電機	Indoor Units 室內機	MSH-GH60VA	-	-	-	-	-	-	-	-	
				MSH-GH50VA	-	-	-	-	-	-	-	-	
				MSH-GH35VA	-	-	-	-	-	-	-	-	
				MSH-GH25VA	✓	✓	✓	✓	-	✓	-	✓	
				MSZ-GE25VA-E1	-	-	-	-	✓	-	-	-	
			Outdoor Units 戶外機	MUH-GH60VA	-	-	-	-	-	-	-	-	
				MUH-GH50VA	-	-	-	-	-	-	-	-	
				MUH-GH35VA	-	-	-	-	-	-	-	-	
				MUH-GH25VA	✓	✓	✓	✓	-	✓	-	✓	
				MXZ-2C52VA-E1	-	-	-	-	✓^	-	-	-	

Note:

- The symbol "-" as shown in the above table denotes "Not applicable".
- The Vendor undertakes that if lifts or appliances of the specified brand name or model number are not installed in the Phase, lifts or appliances of comparable quality will be installed.
- The symbol "\*" as shown in the above table denotes only 1 no. of outdoor unit installed at air conditioner platform and provide the air-conditioning for the indoor units of Master Bedroom and Study.
- The symbol "^" as shown in the above table denotes only 1 no. of outdoor unit installed at air conditioner platform and provide the air-conditioning for the indoor units of Bedroom 1 and Store.

備註:

- 上表內之 "-" 代表 "不適用"。
- 賣方承諾如期數中沒有安裝指明的品牌名稱或產品型號的升降機或設備，便會安裝品質相若的升降機或設備。
- 上表內之 "\*" 代表只安裝1個戶外機於冷氣機平台並供應空氣調節給主睡房及書房之室內機。
- 上表內之 "^" 代表只安裝1個戶外機於冷氣機平台並供應空氣調節給睡房1及儲物房之室內機。

# Fittings, Finishes and Appliances

## 裝置、裝修物料及設備

### Appliance Schedule - Air-Conditioner 設備說明表 - 冷氣機

Tower 6A: 2/F

第6A座：2樓

Location 位置	Appliance 設備	Brand Name 品牌名稱	Model No. 型號	Apartment Units 單位									
				01	02	03	05	06	07	08	09		
Bedroom 2 睡房2	Split-type Air-Conditioners 分體式冷氣機	Mitsubishi Electric 三菱電機	Indoor Units 室內機	MSH-GH60VA	-	-	-	-	-	-	-	-	-
				MSH-GH50VA	-	-	-	-	-	-	-	-	
				MSH-GH35VA	-	-	-	-	-	-	-	-	
				MSH-GH25VA	√	√	√	-	-	-	-	√	
				MSZ-GE25VA-E1	-	-	-	-	-	-	-	-	
			Outdoor Units 戶外機	MUH-GH60VA	-	-	-	-	-	-	-	-	
				MUH-GH50VA	-	-	-	-	-	-	-	-	
				MUH-GH35VA	-	-	-	-	-	-	-	-	
				MUH-GH25VA	√	√	√	-	-	-	-	√	
				MXZ-2C52VA-E1	-	-	-	-	-	-	-	-	
Store 儲物房	Split-type Air-Conditioners 分體式冷氣機	Mitsubishi Electric 三菱電機	Indoor Units 室內機	MSH-GH60VA	-	-	-	-	-	-	-	-	
				MSH-GH50VA	-	-	-	-	-	-	-	-	
				MSH-GH35VA	-	-	-	-	-	-	-	-	
				MSH-GH25VA	-	-	-	-	-	√	-	-	
				MSZ-GE25VA-E1	-	-	-	-	√	-	-	-	
			Outdoor Units 戶外機	MUH-GH60VA	-	-	-	-	-	-	-	-	
				MUH-GH50VA	-	-	-	-	-	-	-	-	
				MUH-GH35VA	-	-	-	-	-	-	-	-	
				MUH-GH25VA	-	-	-	-	-	√	-	-	
				MXZ-2C52VA-E1	-	-	-	-	-	-	-	-	
Study 書房	Split-type Air-Conditioners 分體式冷氣機	Mitsubishi Electric 三菱電機	Indoor Units 室內機	MSH-GH60VA	-	-	-	-	-	-	-	-	
				MSH-GH50VA	-	-	-	-	-	-	-	-	
				MSH-GH35VA	-	-	-	-	-	-	-	-	
				MSH-GH25VA	-	-	-	-	-	-	-	-	
				MSZ-GE25VA-E1	-	-	-	-	-	-	-	-	
			Outdoor Units 戶外機	MUH-GH60VA	-	-	-	-	-	-	-	-	
				MUH-GH50VA	-	-	-	-	-	-	-	-	
				MUH-GH35VA	-	-	-	-	-	-	-	-	
				MUH-GH25VA	-	-	-	-	-	-	-	-	
				MXZ-2C52VA-E1	-	-	-	-	-	-	-	-	

Note:

- The symbol "-" as shown in the above table denotes "Not applicable".
- The Vendor undertakes that if lifts or appliances of the specified brand name or model number are not installed in the Phase, lifts or appliances of comparable quality will be installed.
- The symbol "\*" as shown in the above table denotes only 1 no. of outdoor unit installed at air conditioner platform and provide the air-conditioning for the indoor units of Master Bedroom and Study.
- The symbol "^" as shown in the above table denotes only 1 no. of outdoor unit installed at air conditioner platform and provide the air-conditioning for the indoor units of Bedroom 1 and Store.

備註：

- 上表內之“-”代表“不適用”。
- 賣方承諾如期數中沒有安裝指明的品牌名稱或產品型號的升降機或設備，便會安裝品質相若的升降機或設備。
- 上表內之“\*”代表只安裝1個戶外機於冷氣機平台並供應空氣調節給主睡房及書房之室內機。
- 上表內之“^”代表只安裝1個戶外機於冷氣機平台並供應空氣調節給睡房1及儲物房之室內機。

Appliance Schedule - Air-Conditioner  
設備說明表 - 冷氣機

Tower 6A: 3/F, 5/F - 12/F, 15/F - 23/F and 25/F - 29/F

第6A座：3樓、5樓至12樓、15樓至23樓及25樓至29樓

Location 位置	Appliance 設備	Brand Name 品牌名稱	Model No. 型號	Apartment Units 單位									
				01	02	03	05	06	07	08	09		
Living Room / Dining Room 客廳/飯廳	Split-type Air-Conditioners 分體式冷氣機	Mitsubishi Electric 三菱電機	Indoor Units 室內機	MSH-GH60VA	-	-	-	-	-	-	-	-	-
				MSH-GH50VA	✓	✓	✓	✓	✓	✓	✓	✓	
				MSH-GH35VA	-	-	-	-	-	-	-	-	
				MSH-GH25VA	-	-	-	-	-	-	-	-	
				MSZ-GE25VA-E1	-	-	-	-	-	-	-	-	
			Outdoor Units 戶外機	MUH-GH60VA	-	-	-	-	-	-	-	-	
				MUH-GH50VA	✓	✓	✓	✓	✓	✓	✓	✓	
				MUH-GH35VA	-	-	-	-	-	-	-	-	
				MUH-GH25VA	-	-	-	-	-	-	-	-	
				MXZ-2C52VA-E1	-	-	-	-	-	-	-	-	
Master Bedroom 主睡房	Split-type Air-Conditioners 分體式冷氣機	Mitsubishi Electric 三菱電機	Indoor Units 室內機	MSH-GH60VA	-	-	-	-	-	-	-	-	
				MSH-GH50VA	-	-	-	-	-	-	-	-	
				MSH-GH35VA	✓	✓	✓	-	✓	✓	✓	✓	
				MSH-GH25VA	-	-	-	✓	-	-	-	-	
				MSZ-GE25VA-E1	-	-	-	-	-	-	-	-	
			Outdoor Units 戶外機	MUH-GH60VA	-	-	-	-	-	-	-	-	
				MUH-GH50VA	-	-	-	-	-	-	-	-	
				MUH-GH35VA	✓	✓	✓	-	✓	✓	✓	✓	
				MUH-GH25VA	-	-	-	✓	-	-	-	-	
				MXZ-2C52VA-E1	-	-	-	-	-	-	-	-	
Bedroom 1 睡房1	Split-type Air-Conditioners 分體式冷氣機	Mitsubishi Electric 三菱電機	Indoor Units 室內機	MSH-GH60VA	-	-	-	-	-	-	-	-	
				MSH-GH50VA	-	-	-	-	-	-	-	-	
				MSH-GH35VA	-	-	-	-	-	-	-	-	
				MSH-GH25VA	✓	✓	✓	✓	-	✓	✓	✓	
				MSZ-GE25VA-E1	-	-	-	-	✓	-	-	-	
			Outdoor Units 戶外機	MUH-GH60VA	-	-	-	-	-	-	-	-	
				MUH-GH50VA	-	-	-	-	-	-	-	-	
				MUH-GH35VA	-	-	-	-	-	-	-	-	
				MUH-GH25VA	✓	✓	✓	✓	-	✓	✓	✓	
				MXZ-2C52VA-E1	-	-	-	-	✓^	-	-	-	

Note:

- The symbol "-" as shown in the above table denotes "Not applicable".
- The Vendor undertakes that if lifts or appliances of the specified brand name or model number are not installed in the Phase, lifts or appliances of comparable quality will be installed.
- The symbol "\*" as shown in the above table denotes only 1 no. of outdoor unit installed at air conditioner platform and provide the air-conditioning for the indoor units of Master Bedroom and Study.
- The symbol "^" as shown in the above table denotes only 1 no. of outdoor unit installed at air conditioner platform and provide the air-conditioning for the indoor units of Bedroom 1 and Store.

備註:

- 上表內之 "-" 代表 "不適用"。
- 賣方承諾如期數中沒有安裝指明的品牌名稱或產品型號的升降機或設備，便會安裝品質相若的升降機或設備。
- 上表內之 "\*" 代表只安裝1個戶外機於冷氣機平台並供應空氣調節給主睡房及書房之室內機。
- 上表內之 "^" 代表只安裝1個戶外機於冷氣機平台並供應空氣調節給睡房1及儲物房之室內機。

# Fittings, Finishes and Appliances

## 裝置、裝修物料及設備

### Appliance Schedule - Air-Conditioner 設備說明表 - 冷氣機

Tower 6A: 3/F, 5/F - 12/F, 15/F - 23/F and 25/F - 29/F

第6A座：3樓、5樓至12樓、15樓至23樓及25樓至29樓

Location 位置	Appliance 設備	Brand Name 品牌名稱	Model No. 型號	Apartment Units 單位									
				01	02	03	05	06	07	08	09		
Bedroom 2 睡房2	Split-type Air-Conditioners 分體式冷氣機	Mitsubishi Electric 三菱電機	Indoor Units 室內機	MSH-GH60VA	-	-	-	-	-	-	-	-	-
				MSH-GH50VA	-	-	-	-	-	-	-	-	
				MSH-GH35VA	-	-	-	-	-	-	-	-	
				MSH-GH25VA	√	√	√	-	-	-	√	√	
				MSZ-GE25VA-E1	-	-	-	-	-	-	-	-	
			Outdoor Units 戶外機	MUH-GH60VA	-	-	-	-	-	-	-	-	
				MUH-GH50VA	-	-	-	-	-	-	-	-	
				MUH-GH35VA	-	-	-	-	-	-	-	-	
				MUH-GH25VA	√	√	√	-	-	-	√	√	
				MXZ-2C52VA-E1	-	-	-	-	-	-	-	-	
Store 儲物房	Split-type Air-Conditioners 分體式冷氣機	Mitsubishi Electric 三菱電機	Indoor Units 室內機	MSH-GH60VA	-	-	-	-	-	-	-	-	
				MSH-GH50VA	-	-	-	-	-	-	-	-	
				MSH-GH35VA	-	-	-	-	-	-	-	-	
				MSH-GH25VA	-	-	-	-	-	√	-	-	
				MSZ-GE25VA-E1	-	-	-	-	√	-	-	-	
			Outdoor Units 戶外機	MUH-GH60VA	-	-	-	-	-	-	-	-	
				MUH-GH50VA	-	-	-	-	-	-	-	-	
				MUH-GH35VA	-	-	-	-	-	-	-	-	
				MUH-GH25VA	-	-	-	-	-	√	-	-	
				MXZ-2C52VA-E1	-	-	-	-	-	-	-	-	
Study 書房	Split-type Air-Conditioners 分體式冷氣機	Mitsubishi Electric 三菱電機	Indoor Units 室內機	MSH-GH60VA	-	-	-	-	-	-	-	-	
				MSH-GH50VA	-	-	-	-	-	-	-	-	
				MSH-GH35VA	-	-	-	-	-	-	-	-	
				MSH-GH25VA	-	-	-	-	-	-	-	-	
				MSZ-GE25VA-E1	-	-	-	-	-	-	-	-	
			Outdoor Units 戶外機	MUH-GH60VA	-	-	-	-	-	-	-	-	
				MUH-GH50VA	-	-	-	-	-	-	-	-	
				MUH-GH35VA	-	-	-	-	-	-	-	-	
				MUH-GH25VA	-	-	-	-	-	-	-	-	
				MXZ-2C52VA-E1	-	-	-	-	-	-	-	-	

Note:

- The symbol "-" as shown in the above table denotes "Not applicable".
- The Vendor undertakes that if lifts or appliances of the specified brand name or model number are not installed in the Phase, lifts or appliances of comparable quality will be installed.
- The symbol "\*" as shown in the above table denotes only 1 no. of outdoor unit installed at air conditioner platform and provide the air-conditioning for the indoor units of Master Bedroom and Study.
- The symbol "^" as shown in the above table denotes only 1 no. of outdoor unit installed at air conditioner platform and provide the air-conditioning for the indoor units of Bedroom 1 and Store.

備註：

- 上表內之“-”代表“不適用”。
- 賣方承諾如期數中沒有安裝指明的品牌名稱或產品型號的升降機或設備，便會安裝品質相若的升降機或設備。
- 上表內之“\*”代表只安裝1個戶外機於冷氣機平台並供應空氣調節給主睡房及書房之室內機。
- 上表內之“^”代表只安裝1個戶外機於冷氣機平台並供應空氣調節給睡房1及儲物房之室內機。

Appliance Schedule - Air-Conditioner  
設備說明表 - 冷氣機

Tower 6A: 30/F

第6A座：30樓

Location 位置	Appliance 設備	Brand Name 品牌名稱	Model No. 型號	Apartment Units 單位						
				01	03	05	06	07	08	
Living Room / Dining Room 客廳/飯廳	Split-type Air-Conditioners 分體式冷氣機	Mitsubishi Electric 三菱電機	Indoor Units 室內機	MSH-GH60VA	-	√	√	√	√	-
				MSH-GH50VA	-	-	-	-	-	-
				MSH-GH35VA	-	-	-	-	-	-
				MSH-GH25VA	-	-	-	-	-	-
				MSZ-GE25VA-E1	-	-	-	-	-	-
				MSZ-GE35VA-E1	√	-	-	-	-	√
			Outdoor Units 戶外機	MUH-GH60VA	-	√	√	√	√	-
				MUH-GH50VA	-	-	-	-	-	-
				MUH-GH35VA	-	-	-	-	-	-
				MUH-GH25VA	-	-	-	-	-	-
				MXZ-2C52VA-E1	-	-	-	-	-	-
				MUZ-GE35VA-E1	√	-	-	-	-	√
MUZ-GE25VA-E1	-	-	-	-	-	-				
Master Bedroom 主睡房	Split-type Air-Conditioners 分體式冷氣機	Mitsubishi Electric 三菱電機	Indoor Units 室內機	MSH-GH60VA	-	-	-	-	-	-
				MSH-GH50VA	-	-	-	-	-	-
				MSH-GH35VA	-	√	√	-	√	-
				MSH-GH25VA	-	-	-	√	-	-
				MSZ-GE25VA-E1	-	-	-	-	-	-
				MSZ-GE35VA-E1	√	-	-	-	-	√
			Outdoor Units 戶外機	MUH-GH60VA	-	-	-	-	-	-
				MUH-GH50VA	-	-	-	-	-	-
				MUH-GH35VA	-	√	√	-	√	-
				MUH-GH25VA	-	-	-	√	-	-
				MXZ-2C52VA-E1	-	-	-	-	-	-
				MUZ-GE35VA-E1	√	-	-	-	-	√
MUZ-GE25VA-E1	-	-	-	-	-	-				

Note:

- The symbol "-" as shown in the above table denotes "Not applicable".
- The Vendor undertakes that if lifts or appliances of the specified brand name or model number are not installed in the Phase, lifts or appliances of comparable quality will be installed.
- The symbol "\*" as shown in the above table denotes only 1 no. of outdoor unit installed at air conditioner platform and provide the air-conditioning for the indoor units of Master Bedroom and Study.
- The symbol "^" as shown in the above table denotes only 1 no. of outdoor unit installed at air conditioner platform and provide the air-conditioning for the indoor units of Bedroom 1 and Store.

備註:

- 上表內之 "-" 代表 "不適用"。
- 賣方承諾如期數中沒有安裝指明的品牌名稱或產品型號的升降機或設備，便會安裝品質相若的升降機或設備。
- 上表內之 "\*" 代表只安裝1個戶外機於冷氣機平台並供應空氣調節給主睡房及書房之室內機。
- 上表內之 "^" 代表只安裝1個戶外機於冷氣機平台並供應空氣調節給睡房1及儲物房之室內機。



# Fittings, Finishes and Appliances

## 裝置、裝修物料及設備

### Appliance Schedule - Air-Conditioner 設備說明表 - 冷氣機

Tower 6A: 30/F

第6A座：30樓

Location 位置	Appliance 設備	Brand Name 品牌名稱	Model No. 型號	Apartment Units 單位						
				01	03	05	06	07	08	
Bedroom 1 睡房1	Split-type Air-Conditioners 分體式冷氣機	Mitsubishi Electric 三菱電機	Indoor Units 室內機	MSH-GH60VA	-	-	-	-	-	-
				MSH-GH50VA	-	-	-	-	-	-
				MSH-GH35VA	-	-	-	-	-	-
				MSH-GH25VA	-	√	√	-	√	-
				MSZ-GE25VA-E1	√	-	-	√	-	√
				MSZ-GE35VA-E1	-	-	-	-	-	-
			Outdoor Units 戶外機	MUH-GH60VA	-	-	-	-	-	-
				MUH-GH50VA	-	-	-	-	-	-
				MUH-GH35VA	-	-	-	-	-	-
				MUH-GH25VA	-	√	√	-	√	-
				MXZ-2C52VA-E1	-	-	-	√^	-	-
				MUZ-GE35VA-E1	-	-	-	-	-	-
MUZ-GE25VA-E1	√	-	-	-	-	√				
Bedroom 2 睡房2	Split-type Air-Conditioners 分體式冷氣機	Mitsubishi Electric 三菱電機	Indoor Units 室內機	MSH-GH60VA	-	-	-	-	-	-
				MSH-GH50VA	-	-	-	-	-	-
				MSH-GH35VA	-	-	-	-	-	-
				MSH-GH25VA	-	√	-	-	-	-
				MSZ-GE25VA-E1	√	-	-	-	-	√
				MSZ-GE35VA-E1	-	-	-	-	-	-
			Outdoor Units 戶外機	MUH-GH60VA	-	-	-	-	-	-
				MUH-GH50VA	-	-	-	-	-	-
				MUH-GH35VA	-	-	-	-	-	-
				MUH-GH25VA	-	√	-	-	-	-
				MXZ-2C52VA-E1	-	-	-	-	-	-
				MUZ-GE35VA-E1	-	-	-	-	-	-
MUZ-GE25VA-E1	√	-	-	-	-	√				

Note:

- The symbol "-" as shown in the above table denotes "Not applicable".
- The Vendor undertakes that if lifts or appliances of the specified brand name or model number are not installed in the Phase, lifts or appliances of comparable quality will be installed.
- The symbol "\*" as shown in the above table denotes only 1 no. of outdoor unit installed at air conditioner platform and provide the air-conditioning for the indoor units of Master Bedroom and Study.
- The symbol "^" as shown in the above table denotes only 1 no. of outdoor unit installed at air conditioner platform and provide the air-conditioning for the indoor units of Bedroom 1 and Store.

備註：

- 上表內之“-”代表“不適用”。
- 賣方承諾如期數中沒有安裝指明的品牌名稱或產品型號的升降機或設備，便會安裝品質相若的升降機或設備。
- 上表內之“\*”代表只安裝1個戶外機於冷氣機平台並供應空氣調節給主睡房及書房之室內機。
- 上表內之“^”代表只安裝1個戶外機於冷氣機平台並供應空氣調節給睡房1及儲物房之室內機。

Appliance Schedule - Air-Conditioner  
設備說明表 - 冷氣機

Tower 6A: 30/F

第6A座：30樓

Location 位置	Appliance 設備	Brand Name 品牌名稱	Model No. 型號	Apartment Units 單位						
				01	03	05	06	07	08	
Store 儲物房	Split-type Air-Conditioners 分體式冷氣機	Mitsubishi Electric 三菱電機	Indoor Units 室內機	MSH-GH60VA	-	-	-	-	-	-
				MSH-GH50VA	-	-	-	-	-	-
				MSH-GH35VA	-	-	-	-	-	-
				MSH-GH25VA	-	-	-	-	√	-
				MSZ-GE25VA-E1	-	-	-	√	-	-
				MSZ-GE35VA-E1	-	-	-	-	-	-
			Outdoor Units 戶外機	MUH-GH60VA	-	-	-	-	-	-
				MUH-GH50VA	-	-	-	-	-	-
				MUH-GH35VA	-	-	-	-	-	-
				MUH-GH25VA	-	-	-	-	√	-
				MXZ-2C52VA-E1	-	-	-	-	-	-
				MUZ-GE35VA-E1	-	-	-	-	-	-
MUZ-GE25VA-E1	-	-	-	-	-	-				
Study 書房	Split-type Air-Conditioners 分體式冷氣機	Mitsubishi Electric 三菱電機	Indoor Units 室內機	MSH-GH60VA	-	-	-	-	-	-
				MSH-GH50VA	-	-	-	-	-	-
				MSH-GH35VA	-	-	-	-	-	-
				MSH-GH25VA	-	-	-	-	-	-
				MSZ-GE25VA-E1	-	-	-	-	-	-
				MSZ-GE35VA-E1	-	-	-	-	-	-
			Outdoor Units 戶外機	MUH-GH60VA	-	-	-	-	-	-
				MUH-GH50VA	-	-	-	-	-	-
				MUH-GH35VA	-	-	-	-	-	-
				MUH-GH25VA	-	-	-	-	-	-
				MXZ-2C52VA-E1	-	-	-	-	-	-
				MUZ-GE35VA-E1	-	-	-	-	-	-
MUZ-GE25VA-E1	-	-	-	-	-	-				

Note:

- The symbol "-" as shown in the above table denotes "Not applicable".
- The Vendor undertakes that if lifts or appliances of the specified brand name or model number are not installed in the Phase, lifts or appliances of comparable quality will be installed.
- The symbol "\*" as shown in the above table denotes only 1 no. of outdoor unit installed at air conditioner platform and provide the air-conditioning for the indoor units of Master Bedroom and Study.
- The symbol "^" as shown in the above table denotes only 1 no. of outdoor unit installed at air conditioner platform and provide the air-conditioning for the indoor units of Bedroom 1 and Store.

備註:

- 上表內之 "-" 代表 "不適用"。
- 賣方承諾如期數中沒有安裝指明的品牌名稱或產品型號的升降機或設備，便會安裝品質相若的升降機或設備。
- 上表內之 "\*" 代表只安裝1個戶外機於冷氣機平台並供應空氣調節給主睡房及書房之室內機。
- 上表內之 "^" 代表只安裝1個戶外機於冷氣機平台並供應空氣調節給睡房1及儲物房之室內機。

# Fittings, Finishes and Appliances

## 裝置、裝修物料及設備

### Appliance Schedule - Air-Conditioner 設備說明表 - 冷氣機

Tower 6B: 1/F

第6B座：1樓

Location 位置	Appliance 設備	Brand Name 品牌名稱	Model No. 型號	Apartment Units 單位							
				01	02	03	07	08	09	10	
Living Room / Dining Room 客廳/飯廳	Split-type Air-Conditioners 分體式冷氣機	Mitsubishi Electric 三菱電機	Indoor Units 室內機	MSH-GH60VA	-	-	-	-	-	-	-
				MSH-GH50VA	√	√	√	√	√	√	√
				MSH-GH35VA	-	-	-	-	-	-	-
				MSH-GH25VA	-	-	-	-	-	-	-
				MSZ-GE25VA-E1	-	-	-	-	-	-	-
			Outdoor Units 戶外機	MUH-GH60VA	-	-	-	-	-	-	-
				MUH-GH50VA	√	√	√	√	√	√	√
				MUH-GH35VA	-	-	-	-	-	-	-
				MUH-GH25VA	-	-	-	-	-	-	-
				MXZ-2C52VA-E1	-	-	-	-	-	-	-
Master Bedroom 主睡房	Split-type Air-Conditioners 分體式冷氣機	Mitsubishi Electric 三菱電機	Indoor Units 室內機	MSH-GH60VA	-	-	-	-	-	-	-
				MSH-GH50VA	-	-	-	-	-	-	-
				MSH-GH35VA	-	-	√	√	-	-	√
				MSH-GH25VA	√	√	-	-	√	√	-
				MSZ-GE25VA-E1	-	-	-	-	-	-	-
			Outdoor Units 戶外機	MUH-GH60VA	-	-	-	-	-	-	-
				MUH-GH50VA	-	-	-	-	-	-	-
				MUH-GH35VA	-	-	√	√	-	-	√
				MUH-GH25VA	√	√	-	-	√	√	-
				MXZ-2C52VA-E1	-	-	-	-	-	-	-
Bedroom 1 睡房1	Split-type Air-Conditioners 分體式冷氣機	Mitsubishi Electric 三菱電機	Indoor Units 室內機	MSH-GH60VA	-	-	-	-	-	-	-
				MSH-GH50VA	-	-	-	-	-	-	-
				MSH-GH35VA	-	-	-	-	-	-	-
				MSH-GH25VA	√	√	√	√	√	√	√
				MSZ-GE25VA-E1	-	-	-	-	-	-	-
			Outdoor Units 戶外機	MUH-GH60VA	-	-	-	-	-	-	-
				MUH-GH50VA	-	-	-	-	-	-	-
				MUH-GH35VA	-	-	-	-	-	-	-
				MUH-GH25VA	√	√	√	√	√	√	√
				MXZ-2C52VA-E1	-	-	-	-	-	-	-

Note:

- The symbol "-" as shown in the above table denotes "Not applicable".
- The Vendor undertakes that if lifts or appliances of the specified brand name or model number are not installed in the Phase, lifts or appliances of comparable quality will be installed.
- The symbol "\*" as shown in the above table denotes only 1 no. of outdoor unit installed at air conditioner platform and provide the air-conditioning for the indoor units of Master Bedroom and Study.
- The symbol "^" as shown in the above table denotes only 1 no. of outdoor unit installed at air conditioner platform and provide the air-conditioning for the indoor units of Bedroom 1 and Store.

備註:

- 上表內之 "-" 代表 "不適用"。
- 賣方承諾如期數中沒有安裝指明的品牌名稱或產品型號的升降機或設備，便會安裝品質相若的升降機或設備。
- 上表內之 "\*" 代表只安裝1個戶外機於冷氣機平台並供應空氣調節給主睡房及書房之室內機。
- 上表內之 "^" 代表只安裝1個戶外機於冷氣機平台並供應空氣調節給睡房1及儲物房之室內機。

Appliance Schedule - Air-Conditioner  
設備說明表 - 冷氣機

Tower 6B: 1/F

第6B座：1樓

Location 位置	Appliance 設備	Brand Name 品牌名稱	Model No. 型號	Apartment Units 單位							
				01	02	03	07	08	09	10	
Bedroom 2 睡房2	Split-type Air-Conditioners 分體式冷氣機	Mitsubishi Electric 三菱電機	Indoor Units 室內機	MSH-GH60VA	-	-	-	-	-	-	-
				MSH-GH50VA	-	-	-	-	-	-	-
				MSH-GH35VA	-	-	-	-	-	-	-
				MSH-GH25VA	-	-	-	√	-	-	-
				MSZ-GE25VA-E1	-	-	-	-	-	-	-
			Outdoor Units 戶外機	MUH-GH60VA	-	-	-	-	-	-	-
				MUH-GH50VA	-	-	-	-	-	-	-
				MUH-GH35VA	-	-	-	-	-	-	-
				MUH-GH25VA	-	-	-	√	-	-	-
				MXZ-2C52VA-E1	-	-	-	-	-	-	-
Store 儲物房	Split-type Air-Conditioners 分體式冷氣機	Mitsubishi Electric 三菱電機	Indoor Units 室內機	MSH-GH60VA	-	-	-	-	-	-	-
				MSH-GH50VA	-	-	-	-	-	-	-
				MSH-GH35VA	-	-	-	-	-	-	-
				MSH-GH25VA	-	√	-	-	-	-	-
				MSZ-GE25VA-E1	-	-	-	-	-	-	-
			Outdoor Units 戶外機	MUH-GH60VA	-	-	-	-	-	-	-
				MUH-GH50VA	-	-	-	-	-	-	-
				MUH-GH35VA	-	-	-	-	-	-	-
				MUH-GH25VA	-	√	-	-	-	-	-
				MXZ-2C52VA-E1	-	-	-	-	-	-	-
Study 書房	Split-type Air-Conditioners 分體式冷氣機	Mitsubishi Electric 三菱電機	Indoor Units 室內機	MSH-GH60VA	-	-	-	-	-	-	-
				MSH-GH50VA	-	-	-	-	-	-	-
				MSH-GH35VA	-	-	-	-	-	-	-
				MSH-GH25VA	-	-	-	-	-	-	-
				MSZ-GE25VA-E1	-	-	-	-	-	-	-
			Outdoor Units 戶外機	MUH-GH60VA	-	-	-	-	-	-	-
				MUH-GH50VA	-	-	-	-	-	-	-
				MUH-GH35VA	-	-	-	-	-	-	-
				MUH-GH25VA	-	-	-	-	-	-	-
				MXZ-2C52VA-E1	-	-	-	-	-	-	-

Note:

1. The symbol "-" as shown in the above table denotes "Not applicable".
2. The Vendor undertakes that if lifts or appliances of the specified brand name or model number are not installed in the Phase, lifts or appliances of comparable quality will be installed.
3. The symbol "\*" as shown in the above table denotes only 1 no. of outdoor unit installed at air conditioner platform and provide the air-conditioning for the indoor units of Master Bedroom and Study.
4. The symbol "^" as shown in the above table denotes only 1 no. of outdoor unit installed at air conditioner platform and provide the air-conditioning for the indoor units of Bedroom 1 and Store.

備註:

1. 上表內之 "-" 代表 "不適用"。
2. 賣方承諾如期數中沒有安裝指明的品牌名稱或產品型號的升降機或設備，便會安裝品質相若的升降機或設備。
3. 上表內之 "\*" 代表只安裝1個戶外機於冷氣機平台並供應空氣調節給主睡房及書房之室內機。
4. 上表內之 "^" 代表只安裝1個戶外機於冷氣機平台並供應空氣調節給睡房1及儲物房之室內機。

# Fittings, Finishes and Appliances

## 裝置、裝修物料及設備

### Appliance Schedule - Air-Conditioner 設備說明表 - 冷氣機

Tower 6B: 2/F

第6B座：2樓

Location 位置	Appliance 設備	Brand Name 品牌名稱	Model No. 型號	Apartment Units 單位								
				01	02	03	05	07	08	09	10	
Living Room / Dining Room 客廳/飯廳	Split-type Air-Conditioners 分體式冷氣機	Mitsubishi Electric 三菱電機	Indoor Units 室內機	MSH-GH60VA	-	-	-	-	-	-	-	-
				MSH-GH50VA	✓	✓	✓	✓	✓	✓	✓	
				MSH-GH35VA	-	-	-	-	-	-	-	
				MSH-GH25VA	-	-	-	-	-	-		
				MSZ-GE25VA-E1	-	-	-	-	-	-		
			Outdoor Units 戶外機	MUH-GH60VA	-	-	-	-	-	-	-	
				MUH-GH50VA	✓	✓	✓	✓	✓	✓	✓	
				MUH-GH35VA	-	-	-	-	-	-		
				MUH-GH25VA	-	-	-	-	-	-		
				MXZ-2C52VA-E1	-	-	-	-	-	-		
Master Bedroom 主睡房	Split-type Air-Conditioners 分體式冷氣機	Mitsubishi Electric 三菱電機	Indoor Units 室內機	MSH-GH60VA	-	-	-	-	-	-	-	
				MSH-GH50VA	-	-	-	-	-	-		
				MSH-GH35VA	-	-	✓	-	✓	-	✓	
				MSH-GH25VA	✓	✓	-	-	-	✓	✓	
				MSZ-GE25VA-E1	-	-	-	✓	-	-		
			Outdoor Units 戶外機	MUH-GH60VA	-	-	-	-	-	-		
				MUH-GH50VA	-	-	-	-	-	-		
				MUH-GH35VA	-	-	✓	-	✓	-	✓	
				MUH-GH25VA	✓	✓	-	-	-	✓	✓	
				MXZ-2C52VA-E1	-	-	-	✓*	-	-		
Bedroom 1 睡房1	Split-type Air-Conditioners 分體式冷氣機	Mitsubishi Electric 三菱電機	Indoor Units 室內機	MSH-GH60VA	-	-	-	-	-	-		
				MSH-GH50VA	-	-	-	-	-			
				MSH-GH35VA	-	-	-	-	-			
				MSH-GH25VA	✓	✓	✓	-	✓	✓	✓	
				MSZ-GE25VA-E1	-	-	-	-	-			
			Outdoor Units 戶外機	MUH-GH60VA	-	-	-	-	-	-		
				MUH-GH50VA	-	-	-	-	-	-		
				MUH-GH35VA	-	-	-	-	-	-		
				MUH-GH25VA	✓	✓	✓	-	✓	✓	✓	
				MXZ-2C52VA-E1	-	-	-	-	-	-		

Note:

- The symbol "-" as shown in the above table denotes "Not applicable".
- The Vendor undertakes that if lifts or appliances of the specified brand name or model number are not installed in the Phase, lifts or appliances of comparable quality will be installed.
- The symbol "\*" as shown in the above table denotes only 1 no. of outdoor unit installed at air conditioner platform and provide the air-conditioning for the indoor units of Master Bedroom and Study.
- The symbol "^" as shown in the above table denotes only 1 no. of outdoor unit installed at air conditioner platform and provide the air-conditioning for the indoor units of Bedroom 1 and Store.

備註:

- 上表內之 "-" 代表 "不適用"。
- 賣方承諾如期數中沒有安裝指明的品牌名稱或產品型號的升降機或設備，便會安裝品質相若的升降機或設備。
- 上表內之 "\*" 代表只安裝1個戶外機於冷氣機平台並供應空氣調節給主睡房及書房之室內機。
- 上表內之 "^" 代表只安裝1個戶外機於冷氣機平台並供應空氣調節給睡房1及儲物房之室內機。

Appliance Schedule - Air-Conditioner  
設備說明表 - 冷氣機

Tower 6B: 2/F

第6B座：2樓

Location 位置	Appliance 設備	Brand Name 品牌名稱	Model No. 型號	Apartment Units 單位								
				01	02	03	05	07	08	09	10	
Bedroom 2 睡房2	Split-type Air-Conditioners 分體式冷氣機	Mitsubishi Electric 三菱電機	Indoor Units 室內機	MSH-GH60VA	-	-	-	-	-	-	-	-
				MSH-GH50VA	-	-	-	-	-	-	-	
				MSH-GH35VA	-	-	-	-	-	-	-	
				MSH-GH25VA	-	-	-	-	√	-	-	
				MSZ-GE25VA-E1	-	-	-	-	-	-	-	
			Outdoor Units 戶外機	MUH-GH60VA	-	-	-	-	-	-	-	
				MUH-GH50VA	-	-	-	-	-	-	-	
				MUH-GH35VA	-	-	-	-	-	-	-	
				MUH-GH25VA	-	-	-	-	√	-	-	
				MXZ-2C52VA-E1	-	-	-	-	-	-	-	
Store 儲物房	Split-type Air-Conditioners 分體式冷氣機	Mitsubishi Electric 三菱電機	Indoor Units 室內機	MSH-GH60VA	-	-	-	-	-	-	-	
				MSH-GH50VA	-	-	-	-	-	-	-	
				MSH-GH35VA	-	-	-	-	-	-	-	
				MSH-GH25VA	-	√	-	-	-	-	-	
				MSZ-GE25VA-E1	-	-	-	-	-	-	-	
			Outdoor Units 戶外機	MUH-GH60VA	-	-	-	-	-	-	-	
				MUH-GH50VA	-	-	-	-	-	-	-	
				MUH-GH35VA	-	-	-	-	-	-	-	
				MUH-GH25VA	-	√	-	-	-	-	-	
				MXZ-2C52VA-E1	-	-	-	-	-	-	-	
Study 書房	Split-type Air-Conditioners 分體式冷氣機	Mitsubishi Electric 三菱電機	Indoor Units 室內機	MSH-GH60VA	-	-	-	-	-	-	-	
				MSH-GH50VA	-	-	-	-	-	-	-	
				MSH-GH35VA	-	-	-	-	-	-	-	
				MSH-GH25VA	-	-	-	-	-	-	-	
				MSZ-GE25VA-E1	-	-	-	√	-	-	-	
			Outdoor Units 戶外機	MUH-GH60VA	-	-	-	-	-	-	-	
				MUH-GH50VA	-	-	-	-	-	-	-	
				MUH-GH35VA	-	-	-	-	-	-	-	
				MUH-GH25VA	-	-	-	-	-	-	-	
				MXZ-2C52VA-E1	-	-	-	-	-	-	-	

Note:

- The symbol "-" as shown in the above table denotes "Not applicable".
- The Vendor undertakes that if lifts or appliances of the specified brand name or model number are not installed in the Phase, lifts or appliances of comparable quality will be installed.
- The symbol "\*" as shown in the above table denotes only 1 no. of outdoor unit installed at air conditioner platform and provide the air-conditioning for the indoor units of Master Bedroom and Study.
- The symbol "^" as shown in the above table denotes only 1 no. of outdoor unit installed at air conditioner platform and provide the air-conditioning for the indoor units of Bedroom 1 and Store.

備註:

- 上表內之 "-" 代表 "不適用"。
- 賣方承諾如期數中沒有安裝指明的品牌名稱或產品型號的升降機或設備，便會安裝品質相若的升降機或設備。
- 上表內之 "\*" 代表只安裝1個戶外機於冷氣機平台並供應空氣調節給主睡房及書房之室內機。
- 上表內之 "^" 代表只安裝1個戶外機於冷氣機平台並供應空氣調節給睡房1及儲物房之室內機。

# Fittings, Finishes and Appliances

## 裝置、裝修物料及設備

### Appliance Schedule - Air-Conditioner 設備說明表 - 冷氣機

Tower 6B: 3/F, 5/F - 12/F, 15/F - 23/F and 25/F - 29/F

第6B座：3樓、5樓至12樓、15樓至23樓及25樓至29樓

Location 位置	Appliance 設備	Brand Name 品牌名稱	Model No. 型號	Apartment Units 單位										
				01	02	03	05	06	07	08	09	10		
Living Room / Dining Room 客廳/飯廳	Split-type Air-Conditioners 分體式冷氣機	Mitsubishi Electric 三菱電機	Indoor Units 室內機	MSH-GH60VA	-	-	-	-	-	-	-	-	-	-
				MSH-GH50VA	✓	✓	✓	✓	✓	✓	✓	✓	✓	
				MSH-GH35VA	-	-	-	-	-	-	-	-	-	
				MSH-GH25VA	-	-	-	-	-	-	-	-	-	
				MSZ-GE25VA-E1	-	-	-	-	-	-	-	-	-	
			Outdoor Units 戶外機	MUH-GH60VA	-	-	-	-	-	-	-	-	-	
				MUH-GH50VA	✓	✓	✓	✓	✓	✓	✓	✓	✓	
				MUH-GH35VA	-	-	-	-	-	-	-	-	-	
				MUH-GH25VA	-	-	-	-	-	-	-	-	-	
				MXZ-2C52VA-E1	-	-	-	-	-	-	-	-	-	
Master Bedroom 主睡房	Split-type Air-Conditioners 分體式冷氣機	Mitsubishi Electric 三菱電機	Indoor Units 室內機	MSH-GH60VA	-	-	-	-	-	-	-	-	-	
				MSH-GH50VA	-	-	-	-	-	-	-	-	-	
				MSH-GH35VA	-	-	✓	-	-	✓	-	-	✓	
				MSH-GH25VA	✓	✓	-	-	✓	-	✓	✓	-	
				MSZ-GE25VA-E1	-	-	-	✓	-	-	-	-	-	
			Outdoor Units 戶外機	MUH-GH60VA	-	-	-	-	-	-	-	-	-	
				MUH-GH50VA	-	-	-	-	-	-	-	-	-	
				MUH-GH35VA	-	-	✓	-	-	✓	-	-	✓	
				MUH-GH25VA	✓	✓	-	-	✓	-	✓	✓	-	
				MXZ-2C52VA-E1	-	-	-	✓*	-	-	-	-	-	
Bedroom 1 睡房1	Split-type Air-Conditioners 分體式冷氣機	Mitsubishi Electric 三菱電機	Indoor Units 室內機	MSH-GH60VA	-	-	-	-	-	-	-	-	-	
				MSH-GH50VA	-	-	-	-	-	-	-	-	-	
				MSH-GH35VA	-	-	-	-	-	-	-	-	-	
				MSH-GH25VA	✓	✓	✓	-	✓	✓	✓	✓	✓	
				MSZ-GE25VA-E1	-	-	-	-	-	-	-	-	-	
			Outdoor Units 戶外機	MUH-GH60VA	-	-	-	-	-	-	-	-	-	
				MUH-GH50VA	-	-	-	-	-	-	-	-	-	
				MUH-GH35VA	-	-	-	-	-	-	-	-	-	
				MUH-GH25VA	✓	✓	✓	-	✓	✓	✓	✓	✓	
				MXZ-2C52VA-E1	-	-	-	-	-	-	-	-	-	

Note:

- The symbol "-" as shown in the above table denotes "Not applicable".
- The Vendor undertakes that if lifts or appliances of the specified brand name or model number are not installed in the Phase, lifts or appliances of comparable quality will be installed.
- The symbol "\*" as shown in the above table denotes only 1 no. of outdoor unit installed at air conditioner platform and provide the air-conditioning for the indoor units of Master Bedroom and Study.
- The symbol "^" as shown in the above table denotes only 1 no. of outdoor unit installed at air conditioner platform and provide the air-conditioning for the indoor units of Bedroom 1 and Store.

備註:

- 上表內之 "-" 代表 "不適用"。
- 賣方承諾如期數中沒有安裝指明的品牌名稱或產品型號的升降機或設備，便會安裝品質相若的升降機或設備。
- 上表內之 "\*" 代表只安裝1個戶外機於冷氣機平台並供應空氣調節給主睡房及書房之室內機。
- 上表內之 "^" 代表只安裝1個戶外機於冷氣機平台並供應空氣調節給睡房1及儲物房之室內機。

Appliance Schedule - Air-Conditioner  
設備說明表 - 冷氣機

Tower 6B: 3/F, 5/F - 12/F, 15/F - 23/F and 25/F - 29/F

第6B座：3樓、5樓至12樓、15樓至23樓及25樓至29樓

Location 位置	Appliance 設備	Brand Name 品牌名稱	Model No. 型號	Apartment Units 單位										
				01	02	03	05	06	07	08	09	10		
Bedroom 2 睡房2	Split-type Air-Conditioners 分體式冷氣機	Mitsubishi Electric 三菱電機	Indoor Units 室內機	MSH-GH60VA	-	-	-	-	-	-	-	-	-	-
				MSH-GH50VA	-	-	-	-	-	-	-	-	-	
				MSH-GH35VA	-	-	-	-	-	-	-	-	-	
				MSH-GH25VA	-	-	-	-	-	√	-	-	-	
				MSZ-GE25VA-E1	-	-	-	-	-	-	-	-	-	
			Outdoor Units 戶外機	MUH-GH60VA	-	-	-	-	-	-	-	-	-	
				MUH-GH50VA	-	-	-	-	-	-	-	-	-	
				MUH-GH35VA	-	-	-	-	-	-	-	-	-	
				MUH-GH25VA	-	-	-	-	-	√	-	-	-	
				MXZ-2C52VA-E1	-	-	-	-	-	-	-	-	-	
Store 儲物房	Split-type Air-Conditioners 分體式冷氣機	Mitsubishi Electric 三菱電機	Indoor Units 室內機	MSH-GH60VA	-	-	-	-	-	-	-	-	-	
				MSH-GH50VA	-	-	-	-	-	-	-	-	-	
				MSH-GH35VA	-	-	-	-	-	-	-	-	-	
				MSH-GH25VA	-	√	-	-	-	-	-	-	-	
				MSZ-GE25VA-E1	-	-	-	-	-	-	-	-	-	
			Outdoor Units 戶外機	MUH-GH60VA	-	-	-	-	-	-	-	-	-	
				MUH-GH50VA	-	-	-	-	-	-	-	-	-	
				MUH-GH35VA	-	-	-	-	-	-	-	-	-	
				MUH-GH25VA	-	√	-	-	-	-	-	-	-	
				MXZ-2C52VA-E1	-	-	-	-	-	-	-	-	-	
Study 書房	Split-type Air-Conditioners 分體式冷氣機	Mitsubishi Electric 三菱電機	Indoor Units 室內機	MSH-GH60VA	-	-	-	-	-	-	-	-	-	
				MSH-GH50VA	-	-	-	-	-	-	-	-	-	
				MSH-GH35VA	-	-	-	-	-	-	-	-	-	
				MSH-GH25VA	-	-	-	-	-	-	-	-	-	
				MSZ-GE25VA-E1	-	-	-	√	-	-	-	-	-	
			Outdoor Units 戶外機	MUH-GH60VA	-	-	-	-	-	-	-	-	-	
				MUH-GH50VA	-	-	-	-	-	-	-	-	-	
				MUH-GH35VA	-	-	-	-	-	-	-	-	-	
				MUH-GH25VA	-	-	-	-	-	-	-	-	-	
				MXZ-2C52VA-E1	-	-	-	-	-	-	-	-	-	

Note:

1. The symbol "-" as shown in the above table denotes "Not applicable".
2. The Vendor undertakes that if lifts or appliances of the specified brand name or model number are not installed in the Phase, lifts or appliances of comparable quality will be installed.
3. The symbol "\*" as shown in the above table denotes only 1 no. of outdoor unit installed at air conditioner platform and provide the air-conditioning for the indoor units of Master Bedroom and Study.
4. The symbol "^" as shown in the above table denotes only 1 no. of outdoor unit installed at air conditioner platform and provide the air-conditioning for the indoor units of Bedroom 1 and Store.

備註：

1. 上表內之“-”代表“不適用”。
2. 賣方承諾如期數中沒有安裝指明的品牌名稱或產品型號的升降機或設備，便會安裝品質相若的升降機或設備。
3. 上表內之“\*”代表只安裝1個戶外機於冷氣機平台並供應空氣調節給主睡房及書房之室內機。
4. 上表內之“^”代表只安裝1個戶外機於冷氣機平台並供應空氣調節給睡房1及儲物房之室內機。



# Fittings, Finishes and Appliances

## 裝置、裝修物料及設備

### Appliance Schedule - Air-Conditioner 設備說明表 - 冷氣機

Tower 6B: 30/F

第6B座：30樓

Location 位置	Appliance 設備	Brand Name 品牌名稱	Model No. 型號	Apartment Units 單位								
				01	02	03	05	06	08	09	10	
Living Room / Dining Room 客廳/飯廳	Split-type Air-Conditioners 分體式冷氣機	Mitsubishi Electric 三菱電機	Indoor Units 室內機	MSH-GH60VA	√	√	√	√	√	-	√	√
				MSH-GH50VA	-	-	-	-	-	-	-	-
				MSH-GH35VA	-	-	-	-	-	-	-	-
				MSH-GH25VA	-	-	-	-	-	-	-	-
				MSZ-GE25VA-E1	-	-	-	-	-	-	-	-
				MSZ-GE35VA-E1	-	-	-	-	-	√	-	-
			Outdoor Units 戶外機	MUH-GH60VA	√	√	√	√	√	-	√	√
				MUH-GH50VA	-	-	-	-	-	-	-	-
				MUH-GH35VA	-	-	-	-	-	-	-	-
				MUH-GH25VA	-	-	-	-	-	-	-	-
				MXZ-2C52VA-E1	-	-	-	-	-	-	-	-
				MUZ-GE35VA-E1	-	-	-	-	-	√	-	-
MUZ-GE25VA-E1	-	-	-	-	-	-	-	-				
Master Bedroom 主睡房	Split-type Air-Conditioners 分體式冷氣機	Mitsubishi Electric 三菱電機	Indoor Units 室內機	MSH-GH60VA	-	-	-	-	-	-	-	-
				MSH-GH50VA	-	-	-	-	-	-	-	-
				MSH-GH35VA	√	√	√	-	-	-	√	√
				MSH-GH25VA	-	-	-	-	√	-	-	-
				MSZ-GE25VA-E1	-	-	-	√	-	-	-	-
				MSZ-GE35VA-E1	-	-	-	-	-	√	-	-
			Outdoor Units 戶外機	MUH-GH60VA	-	-	-	-	-	-	-	-
				MUH-GH50VA	-	-	-	-	-	-	-	-
				MUH-GH35VA	√	√	√	-	-	-	√	√
				MUH-GH25VA	-	-	-	-	√	-	-	-
				MXZ-2C52VA-E1	-	-	-	√*	-	-	-	-
				MUZ-GE35VA-E1	-	-	-	-	-	√	-	-
MUZ-GE25VA-E1	-	-	-	-	-	-	-	-				

Note:

- The symbol "-" as shown in the above table denotes "Not applicable".
- The Vendor undertakes that if lifts or appliances of the specified brand name or model number are not installed in the Phase, lifts or appliances of comparable quality will be installed.
- The symbol "\*" as shown in the above table denotes only 1 no. of outdoor unit installed at air conditioner platform and provide the air-conditioning for the indoor units of Master Bedroom and Study.
- The symbol "^" as shown in the above table denotes only 1 no. of outdoor unit installed at air conditioner platform and provide the air-conditioning for the indoor units of Bedroom 1 and Store.

備註:

- 上表內之 "-" 代表 "不適用"。
- 賣方承諾如期數中沒有安裝指明的品牌名稱或產品型號的升降機或設備，便會安裝品質相若的升降機或設備。
- 上表內之 "\*" 代表只安裝1個戶外機於冷氣機平台並供應空氣調節給主睡房及書房之室內機。
- 上表內之 "^" 代表只安裝1個戶外機於冷氣機平台並供應空氣調節給睡房1及儲物房之室內機。

Appliance Schedule - Air-Conditioner  
設備說明表 - 冷氣機

Tower 6B: 30/F

第6B座：30樓

Location 位置	Appliance 設備	Brand Name 品牌名稱	Model No. 型號	Apartment Units 單位									
				01	02	03	05	06	08	09	10		
Bedroom 1 睡房1	Split-type Air-Conditioners 分體式冷氣機	Mitsubishi Electric 三菱電機	Indoor Units 室內機	MSH-GH60VA	-	-	-	-	-	-	-	-	-
				MSH-GH50VA	-	-	-	-	-	-	-	-	-
				MSH-GH35VA	-	-	-	-	-	-	-	-	-
				MSH-GH25VA	√	√	√	-	√	-	√	√	
				MSZ-GE25VA-E1	-	-	-	-	-	√	-	-	
				MSZ-GE35VA-E1	-	-	-	-	-	-	-	-	
			Outdoor Units 戶外機	MUH-GH60VA	-	-	-	-	-	-	-	-	
				MUH-GH50VA	-	-	-	-	-	-	-	-	
				MUH-GH35VA	-	-	-	-	-	-	-	-	
				MUH-GH25VA	√	√	√	-	√	-	√	√	
				MXZ-2C52VA-E1	-	-	-	-	-	-	-	-	
				MUZ-GE35VA-E1	-	-	-	-	-	-	-	-	
MUZ-GE25VA-E1	-	-	-	-	-	√	-	-					
Bedroom 2 睡房2	Split-type Air-Conditioners 分體式冷氣機	Mitsubishi Electric 三菱電機	Indoor Units 室內機	MSH-GH60VA	-	-	-	-	-	-	-	-	
				MSH-GH50VA	-	-	-	-	-	-	-	-	
				MSH-GH35VA	-	-	-	-	-	-	-	-	
				MSH-GH25VA	-	-	-	-	-	-	-	-	
				MSZ-GE25VA-E1	-	-	-	-	-	√	-	-	
				MSZ-GE35VA-E1	-	-	-	-	-	-	-	-	
			Outdoor Units 戶外機	MUH-GH60VA	-	-	-	-	-	-	-	-	
				MUH-GH50VA	-	-	-	-	-	-	-	-	
				MUH-GH35VA	-	-	-	-	-	-	-	-	
				MUH-GH25VA	-	-	-	-	-	-	-	-	
				MXZ-2C52VA-E1	-	-	-	-	-	-	-	-	
				MUZ-GE35VA-E1	-	-	-	-	-	-	-	-	
MUZ-GE25VA-E1	-	-	-	-	-	√	-	-					

Note:

- The symbol "-" as shown in the above table denotes "Not applicable".
- The Vendor undertakes that if lifts or appliances of the specified brand name or model number are not installed in the Phase, lifts or appliances of comparable quality will be installed.
- The symbol "\*" as shown in the above table denotes only 1 no. of outdoor unit installed at air conditioner platform and provide the air-conditioning for the indoor units of Master Bedroom and Study.
- The symbol "^" as shown in the above table denotes only 1 no. of outdoor unit installed at air conditioner platform and provide the air-conditioning for the indoor units of Bedroom 1 and Store.

備註:

- 上表內之 "-" 代表 "不適用"。
- 賣方承諾如期數中沒有安裝指明的品牌名稱或產品型號的升降機或設備，便會安裝品質相若的升降機或設備。
- 上表內之 "\*" 代表只安裝1個戶外機於冷氣機平台並供應空氣調節給主睡房及書房之室內機。
- 上表內之 "^" 代表只安裝1個戶外機於冷氣機平台並供應空氣調節給睡房1及儲物房之室內機。

# Fittings, Finishes and Appliances 裝置、裝修物料及設備

## Appliance Schedule - Air-Conditioner 設備說明表 - 冷氣機

Tower 6B: 30/F

第6B座：30樓

Location 位置	Appliance 設備	Brand Name 品牌名稱	Model No. 型號	Apartment Units 單位									
				01	02	03	05	06	08	09	10		
Store 儲物房	Split-type Air-Conditioners 分體式冷氣機	Mitsubishi Electric 三菱電機	Indoor Units 室內機	MSH-GH60VA	-	-	-	-	-	-	-	-	-
				MSH-GH50VA	-	-	-	-	-	-	-	-	-
				MSH-GH35VA	-	-	-	-	-	-	-	-	-
				MSH-GH25VA	-	√	-	-	-	-	-	-	-
				MSZ-GE25VA-E1	-	-	-	-	-	-	-	-	-
				MSZ-GE35VA-E1	-	-	-	-	-	-	-	-	-
			Outdoor Units 戶外機	MUH-GH60VA	-	-	-	-	-	-	-	-	-
				MUH-GH50VA	-	-	-	-	-	-	-	-	-
				MUH-GH35VA	-	-	-	-	-	-	-	-	-
				MUH-GH25VA	-	√	-	-	-	-	-	-	-
				MXZ-2C52VA-E1	-	-	-	-	-	-	-	-	-
				MUZ-GE35VA-E1	-	-	-	-	-	-	-	-	-
MUZ-GE25VA-E1	-	-	-	-	-	-	-	-	-				
Study 書房	Split-type Air-Conditioners 分體式冷氣機	Mitsubishi Electric 三菱電機	Indoor Units 室內機	MSH-GH60VA	-	-	-	-	-	-	-	-	
				MSH-GH50VA	-	-	-	-	-	-	-	-	
				MSH-GH35VA	-	-	-	-	-	-	-	-	
				MSH-GH25VA	-	-	-	-	-	-	-	-	
				MSZ-GE25VA-E1	-	-	-	√	-	-	-	-	
				MSZ-GE35VA-E1	-	-	-	-	-	-	-	-	
			Outdoor Units 戶外機	MUH-GH60VA	-	-	-	-	-	-	-	-	
				MUH-GH50VA	-	-	-	-	-	-	-	-	
				MUH-GH35VA	-	-	-	-	-	-	-	-	
				MUH-GH25VA	-	-	-	-	-	-	-	-	
				MXZ-2C52VA-E1	-	-	-	-	-	-	-	-	
				MUZ-GE35VA-E1	-	-	-	-	-	-	-	-	
MUZ-GE25VA-E1	-	-	-	-	-	-	-	-					

Note:

- The symbol "-" as shown in the above table denotes "Not applicable".
- The Vendor undertakes that if lifts or appliances of the specified brand name or model number are not installed in the Phase, lifts or appliances of comparable quality will be installed.
- The symbol "\*" as shown in the above table denotes only 1 no. of outdoor unit installed at air conditioner platform and provide the air-conditioning for the indoor units of Master Bedroom and Study.
- The symbol "^" as shown in the above table denotes only 1 no. of outdoor unit installed at air conditioner platform and provide the air-conditioning for the indoor units of Bedroom 1 and Store.

備註：

- 上表內之“-”代表“不適用”。
- 賣方承諾如期數中沒有安裝指明的品牌名稱或產品型號的升降機或設備，便會安裝品質相若的升降機或設備。
- 上表內之“\*”代表只安裝1個戶外機於冷氣機平台並供應空氣調節給主睡房及書房之室內機。
- 上表內之“^”代表只安裝1個戶外機於冷氣機平台並供應空氣調節給睡房1及儲物房之室內機。

Appliance Schedule - Air-Conditioner  
設備說明表 - 冷氣機

Residential Blocks: 1, 2 and 3

住宅大樓：1號、2號及3號

Location 位置	Appliance 設備	Brand Name 品牌名稱	Model No. 型號	Residential Units 住宅單位					
				G/F 地面層			1/F 1樓		
				A	B	C	A	B	
Living Room / Dining Room 客廳/飯廳	Split-type Air-Conditioners 分體式冷氣機	Mitsubishi Electric 三菱電機	Indoor Units 室內機	MSZ-GE50VA-E1	-	-	-	-	-
				MSZ-GE35VA-E1	✓	✓	✓	✓	✓
				MSZ-GE25VA-E1	-	-	-	-	-
			Outdoor Units 戶外機	MUZ-GE50VA-E1	-	-	-	-	-
				MUZ-GE35VA-E1	✓	✓	✓	✓	✓
				MUZ-GE25VA-E1	-	-	-	-	-
Master Bedroom 主睡房	Split-type Air-Conditioners 分體式冷氣機	Mitsubishi Electric 三菱電機	Indoor Units 室內機	MSZ-GE50VA-E1	✓	✓	✓	✓	✓
				MSZ-GE35VA-E1	-	-	-	-	-
				MSZ-GE25VA-E1	-	-	-	-	-
			Outdoor Units 戶外機	MUZ-GE50VA-E1	✓	✓	✓	✓	✓
				MUZ-GE35VA-E1	-	-	-	-	-
				MUZ-GE25VA-E1	-	-	-	-	-
Bedroom 1 睡房1	Split-type Air-Conditioners 分體式冷氣機	Mitsubishi Electric 三菱電機	Indoor Units 室內機	MSZ-GE50VA-E1	-	-	-	-	-
				MSZ-GE35VA-E1	-	-	-	-	-
				MSZ-GE25VA-E1	✓	✓	✓	✓	✓
			Outdoor Units 戶外機	MUZ-GE50VA-E1	-	-	-	-	-
				MUZ-GE35VA-E1	-	-	-	-	-
				MUZ-GE25VA-E1	✓	✓	✓	✓	✓
Bedroom 2 睡房2	Split-type Air-Conditioners 分體式冷氣機	Mitsubishi Electric 三菱電機	Indoor Units 室內機	MSZ-GE50VA-E1	-	-	-	-	-
				MSZ-GE35VA-E1	-	-	-	-	-
				MSZ-GE25VA-E1	✓	-	✓	✓	✓
			Outdoor Units 戶外機	MUZ-GE50VA-E1	-	-	-	-	-
				MUZ-GE35VA-E1	-	-	-	-	-
				MUZ-GE25VA-E1	✓	-	✓	✓	✓
Store 儲物房	Split-type Air-Conditioners 分體式冷氣機	Mitsubishi Electric 三菱電機	Indoor Units 室內機	MSZ-GE50VA-E1	-	-	-	-	-
				MSZ-GE35VA-E1	-	-	-	-	-
				MSZ-GE25VA-E1	-	✓	-	-	-
			Outdoor Units 戶外機	MUZ-GE50VA-E1	-	-	-	-	-
				MUZ-GE35VA-E1	-	-	-	-	-
				MUZ-GE25VA-E1	-	✓	-	-	-

Note:

- The symbol "-" as shown in the above table denotes "Not applicable".
- The Vendor undertakes that if lifts or appliances of the specified brand name or model number are not installed in the Phase, lifts or appliances of comparable quality will be installed.
- The symbol "\*" as shown in the above table denotes only 1 no. of outdoor unit installed at air conditioner platform and provide the air-conditioning for the indoor units of Master Bedroom and Study.
- The symbol "^" as shown in the above table denotes only 1 no. of outdoor unit installed at air conditioner platform and provide the air-conditioning for the indoor units of Bedroom 1 and Store.

備註：

- 上表內之“-”代表“不適用”。
- 賣方承諾如期數中沒有安裝指明的品牌名稱或產品型號的升降機或設備，便會安裝品質相若的升降機或設備。
- 上表內之“\*”代表只安裝1個戶外機於冷氣機平台並供應空氣調節給主睡房及書房之室內機。
- 上表內之“^”代表只安裝1個戶外機於冷氣機平台並供應空氣調節給睡房1及儲物房之室內機。

# Fittings, Finishes and Appliances

## 裝置、裝修物料及設備

### Schedule of Mechanical and Electrical Provisions

#### 機電裝置數量說明表

Tower 3A: 1/F

第3A座：1樓

Location 位置	Exposed Type 外露形	Non-exposed Type 非外露形	Apartment Units 單位										
			01	02	03	05	06	07	08	09	10		
Living Room / Dining Room 客廳/飯廳	TV / FM connection point 電視 / 收音機天線接駁點		2	2	2	2	2	2	2	2	2	2	2
	Telephone connection point 電話接駁點		2	2	2	2	2	2	2	2	2	2	2
	Equipment switch 設備開關		1	1	1	1	1	1	1	1	1	1	1
	Twin socket outlet 雙位電插座		4	4	4	4	4	4	4	4	4	4	4
	Door Phone 門口對講機		1	1	1	1	1	1	1	1	1	1	1
Master Bedroom 主睡房	TV / FM connection point 電視 / 收音機天線接駁點		1	1	1	1	1	1	1	1	1	1	1
	Telephone connection point 電話接駁點		1	1	1	1	1	1	1	1	1	1	1
	Equipment switch 設備開關		1	1	1	1	1	1	1	1	1	1	1
	Twin socket outlet 雙位電插座		2	2	2	2	2	2	2	1	2	2	2
Bedroom 1 睡房1	TV / FM connection point 電視 / 收音機天線接駁點		1	1	1	1	-	1	-	1	-	1	1
	Telephone connection point 電話接駁點		1	1	1	1	-	1	-	1	-	1	1
	Equipment switch 設備開關		1	1	1	1	-	1	-	1	-	1	1
	Twin socket outlet 雙位電插座		2	2	2	2	-	2	-	2	-	2	2
Bedroom 2 睡房2	TV / FM connection point 電視 / 收音機天線接駁點		1	1	1	-	-	-	-	-	-	1	-
	Telephone connection point 電話接駁點		1	1	1	-	-	-	-	-	-	1	-
	Equipment switch 設備開關		1	1	1	-	-	-	-	-	-	1	-
	Twin socket outlet 雙位電插座		2	2	2	-	-	-	-	-	-	2	-
Kitchen / Open Kitchen 廚房/開放式廚房	Equipment switch 設備開關		1	1	1	1	1	1	1	1	1	1	1
	Twin socket outlet 雙位電插座		2	2	2	2	2	2	2	2	2	2	2
	Single socket outlet 單位電插座		-	-	1	-	1	1	-	-	-	-	1
	Single socket outlet for Refrigerator 單位電插座供雪櫃		1	1	1	1	1	1	1	1	1	1	1
	Single socket outlet for Washer / Dryer 單位電插座供洗衣 / 乾衣機		1	1	1	1	1	1	1	1	1	1	1
	Single socket outlet for Microwave Oven 單位電插座供微波爐		1	1	1	1	1	1	1	1	1	1	1
	Fused power connection point for Telescopic Hood 有菲士抽油煙機電接駁點		1	1	1	1	1	1	1	1	1	1	1
	Fused power connection point for Gas Hob 有菲士煤氣爐電接駁點		2	2	-	-	-	-	-	-	-	-	-
	Power connection point for Induction Hob 電磁爐電接駁點		-	-	1	1	1	1	1	1	1	1	1
	Single socket outlet for Wine Cellar 單位電插座供酒櫃		1	1	1	1	1	1	1	1	1	1	1
	Fused power connection point for Gas Water Heater 有菲士煤氣熱水爐電接駁點		1	-	-	-	-	-	-	-	-	-	-
	Power connection point for Electric Water Heater 電熱水爐電接駁點		-	1	1	1	1	1	1	1	1	1	1
Fused power connection point for Exhaust Fan 有菲士抽氣扇電接駁點		1	1	-	-	-	-	-	-	-	-	-	
Towngas Connection Point 煤氣接駁點		1	1	-	-	-	-	-	-	-	-	-	

Note:  
The symbol "-" as shown in the above table denotes "Not applicable".

備註：  
上表內之“-”代表“不適用”。

Schedule of Mechanical and Electrical Provisions  
機電裝置數量說明表

Tower 3A: 1/F

第3A座：1樓

Location 位置	Exposed Type 外露形	Non-exposed Type 非外露形	Apartment Units 單位									
			01	02	03	05	06	07	08	09	10	
Master Bathroom 主浴室	Equipment switch 設備開關		1	1	1	-	-	-	-	-	-	
		Single socket outlet 單位電插座	1	1	1	-	-	-	-	-	-	
		Fused power connection point for Gas Water Heater 有菲士煤氣熱水爐電接駁點	1	-	-	-	-	-	-	-	-	
		Power connection point for Electric Water Heater 電熱水爐電接駁點	-	1	1	-	-	-	-	-	-	
		Fused power connection point for Exhaust Fan 有菲士抽氣扇電接駁點	1	1	1	-	-	-	-	-	-	
		Fused power connection point for Dehumidifier 有菲士抽濕機電接駁點	-	-	-	-	-	-	-	-	-	
Bathroom 浴室	Equipment switch 設備開關		1	1	1	1	1	1	1	1	1	
		Single socket outlet 單位電插座	1	1	1	1	1	1	1	1	1	
		Fused power connection point for Gas Water Heater 有菲士煤氣熱水爐電接駁點	-	-	-	-	-	-	-	-	-	
		Power connection point for Electric Water Heater 電熱水爐電接駁點	-	1	1	1	1	1	1	1	1	
		Fused power connection point for Exhaust Fan 有菲士抽氣扇電接駁點	1	1	1	1	1	1	1	1	1	
		Fused power connection point for Dehumidifier 有菲士抽濕機電接駁點	-	-	-	-	-	-	-	-	-	
Store 儲物房	TV / FM connection point 電視 / 收音機天線接駁點		-	-	-	-	-	-	-	-	1	
	Equipment switch 設備開關		-	-	-	-	-	-	-	-	1	
	Twin socket outlet 雙位電插座		-	-	-	-	-	-	-	-	2	
Study 書房	TV / FM connection point 電視 / 收音機天線接駁點		-	-	-	-	-	-	-	-	-	
	Telephone connection point 電話接駁點		-	-	-	-	-	-	-	-	-	
	Equipment switch 設備開關		-	-	-	-	1	-	1	-	-	
	Twin socket outlet 雙位電插座		-	-	-	-	1	-	2	-	-	
Flat Roof 平台	Outdoor single socket outlet 室外單位電插座		2	-	2	2	-	-	-	-	1	
		Towngas Connection Point 煤氣接駁點	-	-	-	-	-	-	-	-	-	

Note:  
The symbol "-" as shown in the above table denotes "Not applicable".

備註：  
上表內之“-”代表“不適用”。

# Fittings, Finishes and Appliances 裝置、裝修物料及設備

## Schedule of Mechanical and Electrical Provisions 機電裝置數量說明表

Tower 3A: 2/F - 3/F, 5/F - 12/F, 15/F - 23/F and 25/F - 29/F

第3A座：2樓至3樓、5樓至12樓、15樓至23樓及25樓至29樓

Location 位置	Exposed Type 外露形	Non-exposed Type 非外露形	Apartment Units 單位										
			01	02	03	05	06	07	08	09	10		
Living Room / Dining Room 客廳/飯廳	TV / FM connection point 電視 / 收音機天線接駁點		2	2	2	2	2	2	2	2	2	2	2
	Telephone connection point 電話接駁點		2	2	2	2	2	2	2	2	2	2	2
	Equipment switch 設備開關		1	1	1	1	1	1	1	1	1	1	1
	Twin socket outlet 雙位電插座		4	4	4	4	4	4	4	4	4	4	4
	Door Phone 門口對講機		1	1	1	1	1	1	1	1	1	1	1
Master Bedroom 主睡房	TV / FM connection point 電視 / 收音機天線接駁點		1	1	1	1	1	1	1	1	1	1	1
	Telephone connection point 電話接駁點		1	1	1	1	1	1	1	1	1	1	1
	Equipment switch 設備開關		1	1	1	1	1	1	1	1	1	1	1
	Twin socket outlet 雙位電插座		2	2	2	2	2	2	2	1	2	2	2
Bedroom 1 睡房1	TV / FM connection point 電視 / 收音機天線接駁點		1	1	1	1	-	1	-	1	-	1	1
	Telephone connection point 電話接駁點		1	1	1	1	-	1	-	1	-	1	1
	Equipment switch 設備開關		1	1	1	1	-	1	-	1	-	1	1
	Twin socket outlet 雙位電插座		2	2	2	2	-	2	-	2	-	2	2
Bedroom 2 睡房2	TV / FM connection point 電視 / 收音機天線接駁點		1	1	1	-	-	-	-	-	-	1	-
	Telephone connection point 電話接駁點		1	1	1	-	-	-	-	-	-	1	-
	Equipment switch 設備開關		1	1	1	-	-	-	-	-	-	1	-
	Twin socket outlet 雙位電插座		2	2	2	-	-	-	-	-	-	2	-
Kitchen / Open Kitchen 廚房/開放式廚房	Equipment switch 設備開關		1	1	1	1	1	1	1	1	1	1	1
	Twin socket outlet 雙位電插座		2	2	2	2	2	2	2	2	2	2	2
	Single socket outlet 單位電插座		-	-	1	-	1	1	-	-	-	-	1
	Single socket outlet for Refrigerator 單位電插座供雪櫃		1	1	1	1	1	1	1	1	1	1	1
	Single socket outlet for Washer / Dryer 單位電插座供洗衣 / 乾衣機		1	1	1	1	1	1	1	1	1	1	1
	Single socket outlet for Microwave Oven 單位電插座供微波爐		1	1	1	1	1	1	1	1	1	1	1
	Fused power connection point for Telescopic Hood 有菲士抽油煙機電接駁點		1	1	1	1	1	1	1	1	1	1	1
	Fused power connection point for Gas Hob 有菲士煤氣爐電接駁點		2	2	-	-	-	-	-	-	-	-	-
	Power connection point for Induction Hob 電磁爐電接駁點		-	-	1	1	1	1	1	1	1	1	1
	Single socket outlet for Wine Cellar 單位電插座供酒櫃		1	1	1	1	1	1	1	1	1	1	1
	Fused power connection point for Gas Water Heater 有菲士煤氣熱水爐電接駁點		1	-	-	-	-	-	-	-	-	-	-
	Power connection point for Electric Water Heater 電熱水爐電接駁點		-	1	1	1	1	1	1	1	1	1	1
Fused power connection point for Exhaust Fan 有菲士抽氣扇電接駁點		1	1	-	-	-	-	-	-	-	-	-	
Towngas Connection Point 煤氣接駁點		1	1	-	-	-	-	-	-	-	-	-	

Note:  
The symbol "-" as shown in the above table denotes "Not applicable".

備註：  
上表內之“-”代表“不適用”。

Schedule of Mechanical and Electrical Provisions  
機電裝置數量說明表

Tower 3A: 2/F - 3/F, 5/F - 12/F, 15/F - 23/F and 25/F - 29/F

第3A座：2樓至3樓、5樓至12樓、15樓至23樓及25樓至29樓

Location 位置	Exposed Type 外露形	Non-exposed Type 非外露形	Apartment Units 單位									
			01	02	03	05	06	07	08	09	10	
Master Bathroom 主浴室	Equipment switch 設備開關		1	1	1	-	-	-	-	-	-	
		Single socket outlet 單位電插座	1	1	1	-	-	-	-	-	-	
		Fused power connection point for Gas Water Heater 有菲士煤氣熱水爐電接駁點	1	-	-	-	-	-	-	-	-	
		Power connection point for Electric Water Heater 電熱水爐電接駁點	-	1	1	-	-	-	-	-	-	
		Fused power connection point for Exhaust Fan 有菲士抽氣扇電接駁點	1	1	1	-	-	-	-	-	-	
		Fused power connection point for Dehumidifier 有菲士抽濕機電接駁點	-	-	-	-	-	-	-	-	-	
Bathroom 浴室	Equipment switch 設備開關		1	1	1	1	1	1	1	1	1	
		Single socket outlet 單位電插座	1	1	1	1	1	1	1	1	1	
		Fused power connection point for Gas Water Heater 有菲士煤氣熱水爐電接駁點	-	-	-	-	-	-	-	-	-	
		Power connection point for Electric Water Heater 電熱水爐電接駁點	-	1	1	1	1	1	1	1	1	
		Fused power connection point for Exhaust Fan 有菲士抽氣扇電接駁點	1	1	1	1	1	1	1	1	1	
		Fused power connection point for Dehumidifier 有菲士抽濕機電接駁點	-	-	-	-	-	-	-	-	-	
Store 儲物房	TV / FM connection point 電視 / 收音機天線接駁點		-	-	-	-	-	-	-	-	1	
	Equipment switch 設備開關		-	-	-	-	-	-	-	-	1	
	Twin socket outlet 雙位電插座		-	-	-	-	-	-	-	-	2	
Study 書房	TV / FM connection point 電視 / 收音機天線接駁點		-	-	-	-	-	-	-	-	-	
	Telephone connection point 電話接駁點		-	-	-	-	-	-	-	-	-	
	Equipment switch 設備開關		-	-	-	-	1	-	1	-	-	
	Twin socket outlet 雙位電插座		-	-	-	-	1	-	2	-	-	

Note:  
The symbol " - " as shown in the above table denotes "Not applicable".

備註：  
上表內之“-”代表“不適用”。



# Fittings, Finishes and Appliances 裝置、裝修物料及設備

## Schedule of Mechanical and Electrical Provisions 機電裝置數量說明表

Tower 3A: 30/F

第3A座：30樓

Location 位置	Exposed Type 外露形	Non-exposed Type 非外露形	Apartment Units 單位							
			01	03	05	06	07	08	09	10
Living Room / Dining Room 客廳/飯廳	TV / FM connection point 電視 / 收音機天線接駁點		2	2	2	2	2	2	2	2
	Telephone connection point 電話接駁點		2	2	2	2	2	2	2	2
	Equipment switch 設備開關		2	1	1	1	1	1	1	1
	Twin socket outlet 雙位電插座		4	4	4	4	4	4	4	4
	Door Phone 門口對講機		1	1	1	1	1	1	1	1
Master Bedroom 主睡房	TV / FM connection point 電視 / 收音機天線接駁點		1	1	1	1	1	1	1	1
	Telephone connection point 電話接駁點		1	1	1	1	1	1	1	1
	Equipment switch 設備開關		1	1	1	1	1	1	1	1
	Twin socket outlet 雙位電插座		2	2	2	2	2	1	2	2
Bedroom 1 睡房1	TV / FM connection point 電視 / 收音機天線接駁點		1	1	1	-	1	-	1	1
	Telephone connection point 電話接駁點		1	1	1	-	1	-	1	1
	Equipment switch 設備開關		1	1	1	-	1	-	1	1
	Twin socket outlet 雙位電插座		2	2	2	-	2	-	2	2
Bedroom 2 睡房2	TV / FM connection point 電視 / 收音機天線接駁點		1	1	-	-	-	-	1	-
	Telephone connection point 電話接駁點		1	1	-	-	-	-	1	-
	Equipment switch 設備開關		1	1	-	-	-	-	1	-
	Twin socket outlet 雙位電插座		2	2	-	-	-	-	2	-
Kitchen / Open Kitchen 廚房/開放式廚房	Equipment switch 設備開關		1	1	1	1	1	1	1	1
	Twin socket outlet 雙位電插座		2	2	2	2	2	2	2	2
	Single socket outlet 單位電插座		-	1	-	1	1	-	-	1
	Single socket outlet for Refrigerator 單位電插座供雪櫃		1	1	1	1	1	1	1	1
	Single socket outlet for Washer / Dryer 單位電插座供洗衣 / 乾衣機		1	1	1	1	1	1	1	1
	Single socket outlet for Microwave Oven 單位電插座供微波爐		1	1	1	1	1	1	1	1
	Fused power connection point for Telescopic Hood 有菲士抽油煙機電接駁點		1	1	1	1	1	1	1	1
	Fused power connection point for Gas Hob 有菲士煤氣爐電接駁點		2	-	-	-	-	-	-	-
	Power connection point for Induction Hob 電磁爐電接駁點		-	1	1	1	1	1	1	1
	Single socket outlet for Wine Cellar 單位電插座供酒櫃		1	1	1	1	1	1	1	1
	Fused power connection point for Gas Water Heater 有菲士煤氣熱水爐電接駁點		-	-	-	-	-	-	-	-
	Power connection point for Electric Water Heater 電熱水爐電接駁點		1	1	1	1	1	1	1	1
Fused power connection point for Exhaust Fan 有菲士抽氣扇電接駁點		1	-	-	-	-	-	-	-	
Towngas Connection Point 煤氣接駁點		1	-	-	-	-	-	-	-	

Note:  
The symbol "-" as shown in the above table denotes "Not applicable".

備註：  
上表內之“-”代表“不適用”。

Schedule of Mechanical and Electrical Provisions  
機電裝置數量說明表

Tower 3A: 30/F

第3A座：30樓

Location 位置	Exposed Type 外露形	Non-exposed Type 非外露形	Apartment Units 單位							
			01	03	05	06	07	08	09	10
Master Bathroom 主浴室	Equipment switch 設備開關		1	1	-	-	-	-	-	-
		Single socket outlet 單位電插座	1	1	-	-	-	-	-	-
		Fused power connection point for Gas Water Heater 有菲士煤氣熱水爐電接駁點	-	-	-	-	-	-	-	-
		Power connection point for Electric Water Heater 電熱水爐電接駁點	1	1	-	-	-	-	-	-
		Fused power connection point for Exhaust Fan 有菲士抽氣扇電接駁點	1	1	-	-	-	-	-	-
		Fused power connection point for Dehumidifier 有菲士抽濕機電接駁點	-	-	-	-	-	-	-	-
Bathroom 浴室	Equipment switch 設備開關		1	1	1	1	1	1	1	1
		Single socket outlet 單位電插座	1	1	1	1	1	1	1	1
		Fused power connection point for Gas Water Heater 有菲士煤氣熱水爐電接駁點	-	-	-	-	-	-	-	-
		Power connection point for Electric Water Heater 電熱水爐電接駁點	1	1	1	1	1	1	1	1
		Fused power connection point for Exhaust Fan 有菲士抽氣扇電接駁點	1	1	1	1	1	1	1	1
		Fused power connection point for Dehumidifier 有菲士抽濕機電接駁點	1	-	-	-	-	-	-	-
Store 儲物房	TV / FM connection point 電視 / 收音機天線接駁點		-	-	-	-	-	-	-	1
	Equipment switch 設備開關		-	-	-	-	-	-	-	1
	Twin socket outlet 雙位電插座		-	-	-	-	-	-	-	2
Study 書房	TV / FM connection point 電視 / 收音機天線接駁點		-	-	-	-	-	-	-	-
	Telephone connection point 電話接駁點		-	-	-	-	-	-	-	-
	Equipment switch 設備開關		-	-	-	1	-	1	-	-
	Twin socket outlet 雙位電插座		-	-	-	1	-	2	-	-
Flat Roof 平台	Outdoor single socket outlet 室外單位電插座		1	-	-	-	-	-	-	-
		Towngas Connection Point 煤氣接駁點	-	-	-	-	-	-	-	-

Note:  
The symbol "-" as shown in the above table denotes "Not applicable".

備註：  
上表內之“-”代表“不適用”。

# Fittings, Finishes and Appliances 裝置、裝修物料及設備

## Schedule of Mechanical and Electrical Provisions 機電裝置數量說明表

Tower 3B: 1/F

第3B座：1樓

Location 位置	Exposed Type 外露形	Non-exposed Type 非外露形	Apartment Units 單位										
			01	02	03	05	06	07	08	09	10	11	
Living Room / Dining Room 客廳/飯廳	TV / FM connection point 電視 / 收音機天線接駁點		2	2	2	2	2	2	2	2	2	2	2
	Telephone connection point 電話接駁點		2	2	2	2	2	2	2	2	2	2	2
	Equipment switch 設備開關		1	1	1	1	1	1	1	1	1	1	1
	Twin socket outlet 雙位電插座		4	4	4	4	4	4	4	4	4	4	4
	Door Phone 門口對講機		1	1	1	1	1	1	1	1	1	1	1
Master Bedroom 主睡房	TV / FM connection point 電視 / 收音機天線接駁點		1	1	1	1	1	1	1	1	1	1	1
	Telephone connection point 電話接駁點		1	1	1	1	1	1	1	1	1	1	1
	Equipment switch 設備開關		1	1	1	1	1	1	1	1	1	1	1
	Twin socket outlet 雙位電插座		2	2	2	2	2	2	3	3	3	2	
Bedroom 1 睡房1	TV / FM connection point 電視 / 收音機天線接駁點		1	1	1	-	1	1	-	-	-	1	
	Telephone connection point 電話接駁點		1	1	1	-	1	1	-	-	-	1	
	Equipment switch 設備開關		1	1	1	-	1	1	-	-	-	1	
	Twin socket outlet 雙位電插座		2	2	2	-	2	2	-	-	-	2	
Bedroom 2 睡房2	TV / FM connection point 電視 / 收音機天線接駁點		1	-	-	-	-	-	-	-	-	-	
	Telephone connection point 電話接駁點		1	-	-	-	-	-	-	-	-	-	
	Equipment switch 設備開關		1	-	-	-	-	-	-	-	-	-	
	Twin socket outlet 雙位電插座		2	-	-	-	-	-	-	-	-	-	
Kitchen / Open Kitchen 廚房/開放式廚房	Equipment switch 設備開關		1	1	1	1	1	1	1	1	1	1	
	Twin socket outlet 雙位電插座		2	2	2	2	2	2	2	2	2	2	
	Single socket outlet 單位電插座		-	1	-	-	-	-	1	1	1	-	
	Single socket outlet for Refrigerator 單位電插座供雪櫃		1	1	1	1	1	1	1	1	1	1	
	Single socket outlet for Washer / Dryer 單位電插座供洗衣 / 乾衣機		1	1	1	1	1	1	1	1	1	1	
	Single socket outlet for Microwave Oven 單位電插座供微波爐		1	1	1	1	1	1	1	1	1	1	
	Fused power connection point for Telescopic Hood 有菲士抽油煙機電接駁點		1	1	1	1	1	1	1	1	1	1	
	Fused power connection point for Gas Hob 有菲士煤氣爐電接駁點		2	-	-	-	-	-	-	-	-	-	
	Power connection point for Induction Hob 電磁爐電接駁點		-	1	1	1	1	1	1	1	1	1	
	Single socket outlet for Wine Cellar 單位電插座供酒櫃		1	1	1	1	1	1	1	1	1	1	
	Fused power connection point for Gas Water Heater 有菲士煤氣熱水爐電接駁點		1	-	-	-	-	-	-	-	-	-	
	Power connection point for Electric Water Heater 電熱水爐電接駁點		-	1	1	1	1	1	1	1	1	1	
Fused power connection point for Exhaust Fan 有菲士抽氣扇電接駁點		1	-	-	-	-	-	-	-	-	-		
Towngas Connection Point 煤氣接駁點		1	-	-	-	-	-	-	-	-	-		

Note:  
The symbol "-" as shown in the above table denotes "Not applicable".

備註：  
上表內之“-”代表“不適用”。

Schedule of Mechanical and Electrical Provisions  
機電裝置數量說明表

Tower 3B: 1/F

第3B座：1樓

Location 位置	Exposed Type 外露形	Non-exposed Type 非外露形	Apartment Units 單位											
			01	02	03	05	06	07	08	09	10	11		
Master Bathroom 主浴室	Equipment switch 設備開關		1	1	-	-	-	-	-	-	-	-	-	-
		Single socket outlet 單位電插座	1	1	-	-	-	-	-	-	-	-	-	-
		Fused power connection point for Gas Water Heater 有菲士煤氣熱水爐電接駁點	1	-	-	-	-	-	-	-	-	-	-	-
		Power connection point for Electric Water Heater 電熱水爐電接駁點	-	1	-	-	-	-	-	-	-	-	-	-
		Fused power connection point for Exhaust Fan 有菲士抽氣扇電接駁點	1	1	-	-	-	-	-	-	-	-	-	-
		Fused power connection point for Dehumidifier 有菲士抽濕機電接駁點	-	-	-	-	-	-	-	-	-	-	-	-
Bathroom 浴室	Equipment switch 設備開關		1	1	1	1	1	1	1	2	2	2	1	
		Single socket outlet 單位電插座	1	1	1	1	1	1	1	1	1	1	1	
		Fused power connection point for Gas Water Heater 有菲士煤氣熱水爐電接駁點	-	-	-	-	-	-	-	-	-	-	-	
		Power connection point for Electric Water Heater 電熱水爐電接駁點	-	1	1	1	1	1	1	1	1	1	1	
		Fused power connection point for Exhaust Fan 有菲士抽氣扇電接駁點	1	1	1	1	1	1	1	1	1	1	1	
		Fused power connection point for Dehumidifier 有菲士抽濕機電接駁點	-	-	-	-	-	-	-	-	-	-	-	
Store 儲物房	TV / FM connection point 電視 / 收音機天線接駁點		-	-	-	-	-	-	-	-	-	-	-	
	Equipment switch 設備開關		-	-	-	-	-	-	-	-	-	-	-	
	Twin socket outlet 雙位電插座		-	-	-	-	-	-	-	-	-	-	-	
Study 書房	TV / FM connection point 電視 / 收音機天線接駁點		-	-	-	-	-	-	-	-	-	-	-	
	Telephone connection point 電話接駁點		-	-	-	-	-	-	-	-	-	-	-	
	Equipment switch 設備開關		-	-	-	1	-	-	-	-	-	-	-	
	Twin socket outlet 雙位電插座		-	-	-	1	-	-	-	-	-	-	-	
Flat Roof 平台	Outdoor single socket outlet 室外單位電插座		2	2	2	-	-	-	-	-	1	2	2	
		Towngas Connection Point 煤氣接駁點	-	-	-	-	-	-	-	-	-	-	-	

Note:  
The symbol "-" as shown in the above table denotes "Not applicable".

備註：  
上表內之“-”代表“不適用”。

# Fittings, Finishes and Appliances 裝置、裝修物料及設備

## Schedule of Mechanical and Electrical Provisions 機電裝置數量說明表

Tower 3B: 2/F - 3/F, 5/F - 12/F, 15/F - 23/F and 25/F - 29/F

第3B座：2樓至3樓、5樓至12樓、15樓至23樓及25樓至29樓

Location 位置	Exposed Type 外露形	Non-exposed Type 非外露形	Apartment Units 單位										
			01	02	03	05	06	07	08	09	10	11	
Living Room / Dining Room 客廳/飯廳	TV / FM connection point 電視 / 收音機天線接駁點		2	2	2	2	2	2	2	2	2	2	2
	Telephone connection point 電話接駁點		2	2	2	2	2	2	2	2	2	2	2
	Equipment switch 設備開關		1	1	1	1	1	1	1	1	1	1	1
	Twin socket outlet 雙位電插座		4	4	4	4	4	4	4	4	4	4	4
	Door Phone 門口對講機		1	1	1	1	1	1	1	1	1	1	1
Master Bedroom 主睡房	TV / FM connection point 電視 / 收音機天線接駁點		1	1	1	1	1	1	1	1	1	1	1
	Telephone connection point 電話接駁點		1	1	1	1	1	1	1	1	1	1	1
	Equipment switch 設備開關		1	1	1	1	1	1	1	1	1	1	1
	Twin socket outlet 雙位電插座		2	2	2	2	2	2	3	3	3	2	
Bedroom 1 睡房1	TV / FM connection point 電視 / 收音機天線接駁點		1	1	1	-	1	1	-	-	-	1	
	Telephone connection point 電話接駁點		1	1	1	-	1	1	-	-	-	1	
	Equipment switch 設備開關		1	1	1	-	1	1	-	-	-	1	
	Twin socket outlet 雙位電插座		2	2	2	-	2	2	-	-	-	2	
Bedroom 2 睡房2	TV / FM connection point 電視 / 收音機天線接駁點		1	-	-	-	-	-	-	-	-	-	
	Telephone connection point 電話接駁點		1	-	-	-	-	-	-	-	-	-	
	Equipment switch 設備開關		1	-	-	-	-	-	-	-	-	-	
	Twin socket outlet 雙位電插座		2	-	-	-	-	-	-	-	-	-	
Kitchen / Open Kitchen 廚房/開放式廚房	Equipment switch 設備開關		1	1	1	1	1	1	1	1	1	1	
	Twin socket outlet 雙位電插座		2	2	2	2	2	2	2	2	2	2	
	Single socket outlet 單位電插座		-	1	-	-	-	-	1	1	1	-	
	Single socket outlet for Refrigerator 單位電插座供雪櫃		1	1	1	1	1	1	1	1	1	1	
	Single socket outlet for Washer / Dryer 單位電插座供洗衣 / 乾衣機		1	1	1	1	1	1	1	1	1	1	
	Single socket outlet for Microwave Oven 單位電插座供微波爐		1	1	1	1	1	1	1	1	1	1	
	Fused power connection point for Telescopic Hood 有菲士抽油煙機電接駁點		1	1	1	1	1	1	1	1	1	1	
	Fused power connection point for Gas Hob 有菲士煤氣爐電接駁點		2	-	-	-	-	-	-	-	-	-	
	Power connection point for Induction Hob 電磁爐電接駁點		-	1	1	1	1	1	1	1	1	1	
	Single socket outlet for Wine Cellar 單位電插座供酒櫃		1	1	1	1	1	1	1	1	1	1	
	Fused power connection point for Gas Water Heater 有菲士煤氣熱水爐電接駁點		1	-	-	-	-	-	-	-	-	-	
	Power connection point for Electric Water Heater 電熱水爐電接駁點		-	1	1	1	1	1	1	1	1	1	
Fused power connection point for Exhaust Fan 有菲士抽氣扇電接駁點		1	-	-	-	-	-	-	-	-	-		
Towngas Connection Point 煤氣接駁點		1	-	-	-	-	-	-	-	-	-		

Note:  
The symbol "-" as shown in the above table denotes "Not applicable".

備註：  
上表內之“-”代表“不適用”。

Schedule of Mechanical and Electrical Provisions  
機電裝置數量說明表

Tower 3B: 2/F - 3/F, 5/F - 12/F, 15/F - 23/F and 25/F - 29/F

第3B座：2樓至3樓、5樓至12樓、15樓至23樓及25樓至29樓

Location 位置	Exposed Type 外露形	Non-exposed Type 非外露形	Apartment Units 單位											
			01	02	03	05	06	07	08	09	10	11		
Master Bathroom 主浴室	Equipment switch 設備開關		1	1	-	-	-	-	-	-	-	-	-	-
		Single socket outlet 單位電插座	1	1	-	-	-	-	-	-	-	-	-	-
		Fused power connection point for Gas Water Heater 有菲士煤氣熱水爐電接駁點	1	-	-	-	-	-	-	-	-	-	-	-
		Power connection point for Electric Water Heater 電熱水爐電接駁點	-	1	-	-	-	-	-	-	-	-	-	-
		Fused power connection point for Exhaust Fan 有菲士抽氣扇電接駁點	1	1	-	-	-	-	-	-	-	-	-	-
		Fused power connection point for Dehumidifier 有菲士抽濕機電接駁點	-	-	-	-	-	-	-	-	-	-	-	-
Bathroom 浴室	Equipment switch 設備開關		1	1	1	1	1	1	2	2	2	2	2	
		Single socket outlet 單位電插座	1	1	1	1	1	1	1	1	1	1	1	
		Fused power connection point for Gas Water Heater 有菲士煤氣熱水爐電接駁點	-	-	-	-	-	-	-	-	-	-	-	
		Power connection point for Electric Water Heater 電熱水爐電接駁點	-	1	1	1	1	1	1	1	1	1	1	
		Fused power connection point for Exhaust Fan 有菲士抽氣扇電接駁點	1	1	1	1	1	1	1	1	1	1	1	
		Fused power connection point for Dehumidifier 有菲士抽濕機電接駁點	-	-	-	-	-	-	-	-	-	-	-	
Store 儲物房	TV / FM connection point 電視 / 收音機天線接駁點		-	-	-	-	-	-	-	-	-	-	-	
	Equipment switch 設備開關		-	-	-	-	-	-	-	-	-	-	-	
	Twin socket outlet 雙位電插座		-	-	-	-	-	-	-	-	-	-	-	
Study 書房	TV / FM connection point 電視 / 收音機天線接駁點		-	-	-	-	-	-	-	-	-	-	-	
	Telephone connection point 電話接駁點		-	-	-	-	-	-	-	-	-	-	-	
	Equipment switch 設備開關		-	-	-	1	-	-	-	-	-	-	-	
	Twin socket outlet 雙位電插座		-	-	-	1	-	-	-	-	-	-	-	

Note:  
The symbol " - " as shown in the above table denotes "Not applicable".

備註：  
上表內之“-”代表“不適用”。

# Fittings, Finishes and Appliances 裝置、裝修物料及設備

## Schedule of Mechanical and Electrical Provisions 機電裝置數量說明表

Tower 3B: 30/F

第3B座：30樓

Location 位置	Exposed Type 外露形	Non-exposed Type 非外露形	Apartment Units 單位										
			01	02	03	05	06	07	08	09	10	11	
Living Room / Dining Room 客廳/飯廳	TV / FM connection point 電視 / 收音機天線接駁點		2	2	2	2	2	2	2	2	2	2	2
	Telephone connection point 電話接駁點		2	2	2	2	2	2	2	2	2	2	2
	Equipment switch 設備開關		1	1	1	1	1	1	1	1	1	1	1
	Twin socket outlet 雙位電插座		4	4	4	4	4	4	4	4	4	4	4
	Door Phone 門口對講機		1	1	1	1	1	1	1	1	1	1	1
Master Bedroom 主睡房	TV / FM connection point 電視 / 收音機天線接駁點		1	1	1	1	1	1	1	1	1	1	1
	Telephone connection point 電話接駁點		1	1	1	1	1	1	1	1	1	1	1
	Equipment switch 設備開關		1	1	1	1	1	1	1	1	1	1	1
	Twin socket outlet 雙位電插座		2	2	2	2	2	2	3	3	3	2	
Bedroom 1 睡房1	TV / FM connection point 電視 / 收音機天線接駁點		1	1	1	-	1	1	-	-	-	1	
	Telephone connection point 電話接駁點		1	1	1	-	1	1	-	-	-	1	
	Equipment switch 設備開關		1	1	1	-	1	1	-	-	-	1	
	Twin socket outlet 雙位電插座		2	2	2	-	2	2	-	-	-	2	
Bedroom 2 睡房2	TV / FM connection point 電視 / 收音機天線接駁點		1	-	-	-	-	-	-	-	-	-	
	Telephone connection point 電話接駁點		1	-	-	-	-	-	-	-	-	-	
	Equipment switch 設備開關		1	-	-	-	-	-	-	-	-	-	
	Twin socket outlet 雙位電插座		2	-	-	-	-	-	-	-	-	-	
Kitchen / Open Kitchen 廚房/開放式廚房	Equipment switch 設備開關		1	1	1	1	1	1	1	1	1	1	
	Twin socket outlet 雙位電插座		2	2	2	2	2	2	2	2	2	2	
	Single socket outlet 單位電插座		-	1	-	-	-	-	1	1	1	-	
	Single socket outlet for Refrigerator 單位電插座供雪櫃		1	1	1	1	1	1	1	1	1	1	
	Single socket outlet for Washer / Dryer 單位電插座供洗衣 / 乾衣機		1	1	1	1	1	1	1	1	1	1	
	Single socket outlet for Microwave Oven 單位電插座供微波爐		1	1	1	1	1	1	1	1	1	1	
	Fused power connection point for Telescopic Hood 有菲士抽油煙機電接駁點		1	1	1	1	1	1	1	1	1	1	
	Fused power connection point for Gas Hob 有菲士煤氣爐電接駁點		2	-	-	-	-	-	-	-	-	-	
	Power connection point for Induction Hob 電磁爐電接駁點		-	1	1	1	1	1	1	1	1	1	
	Single socket outlet for Wine Cellar 單位電插座供酒櫃		1	1	1	1	1	1	1	1	1	1	
	Fused power connection point for Gas Water Heater 有菲士煤氣熱水爐電接駁點		1	-	-	-	-	-	-	-	-	-	
	Power connection point for Electric Water Heater 電熱水爐電接駁點		-	1	1	1	1	1	1	1	1	1	
Fused power connection point for Exhaust Fan 有菲士抽氣扇電接駁點		1	-	-	-	-	-	-	-	-	-		
Towngas Connection Point 煤氣接駁點		1	-	-	-	-	-	-	-	-	-		

Note:  
The symbol "-" as shown in the above table denotes "Not applicable".

備註：  
上表內之“-”代表“不適用”。

Schedule of Mechanical and Electrical Provisions  
機電裝置數量說明表

Tower 3B: 30/F

第3B座：30樓

Location 位置	Exposed Type 外露形	Non-exposed Type 非外露形	Apartment Units 單位										
			01	02	03	05	06	07	08	09	10	11	
Master Bathroom 主浴室	Equipment switch 設備開關		1	1	-	-	-	-	-	-	-	-	-
		Single socket outlet 單位電插座	1	1	-	-	-	-	-	-	-	-	-
		Fused power connection point for Gas Water Heater 有菲士煤氣熱水爐電接駁點	1	-	-	-	-	-	-	-	-	-	-
		Power connection point for Electric Water Heater 電熱水爐電接駁點	-	1	-	-	-	-	-	-	-	-	-
		Fused power connection point for Exhaust Fan 有菲士抽氣扇電接駁點	1	1	-	-	-	-	-	-	-	-	-
		Fused power connection point for Dehumidifier 有菲士抽濕機電接駁點	-	-	-	-	-	-	-	-	-	-	-
Bathroom 浴室	Equipment switch 設備開關		1	1	1	1	1	1	1	2	2	2	1
		Single socket outlet 單位電插座	1	1	1	1	1	1	1	1	1	1	1
		Fused power connection point for Gas Water Heater 有菲士煤氣熱水爐電接駁點	-	-	-	-	-	-	-	-	-	-	-
		Power connection point for Electric Water Heater 電熱水爐電接駁點	-	1	1	1	1	1	1	1	1	1	1
		Fused power connection point for Exhaust Fan 有菲士抽氣扇電接駁點	1	1	1	1	1	1	1	1	1	1	1
		Fused power connection point for Dehumidifier 有菲士抽濕機電接駁點	-	-	-	-	-	-	-	-	-	-	-
Store 儲物房	TV / FM connection point 電視 / 收音機天線接駁點		-	-	-	-	-	-	-	-	-	-	-
	Equipment switch 設備開關		-	-	-	-	-	-	-	-	-	-	-
	Twin socket outlet 雙位電插座		-	-	-	-	-	-	-	-	-	-	-
Study 書房	TV / FM connection point 電視 / 收音機天線接駁點		-	-	-	-	-	-	-	-	-	-	-
	Telephone connection point 電話接駁點		-	-	-	-	-	-	-	-	-	-	-
	Equipment switch 設備開關		-	-	-	1	-	-	-	-	-	-	-
	Twin socket outlet 雙位電插座		-	-	-	1	-	-	-	-	-	-	-
Flat Roof 平台	Outdoor single socket outlet 室外單位電插座		-	-	-	-	-	-	-	-	-	-	-
		Towngas Connection Point 煤氣接駁點	-	-	-	-	-	-	-	-	-	-	-

Note:  
The symbol "-" as shown in the above table denotes "Not applicable".

備註：  
上表內之“-”代表“不適用”。



# Fittings, Finishes and Appliances 裝置、裝修物料及設備

## Schedule of Mechanical and Electrical Provisions 機電裝置數量說明表

Tower 5A: 3/F

第5A座：3樓

Location 位置	Exposed Type 外露形	Non-exposed Type 非外露形	Apartment Units 單位										
			01	02	03	05	06	07	08	09	10		
Living Room / Dining Room 客廳/飯廳	TV / FM connection point 電視 / 收音機天線接駁點		2	2	2	2	2	2	2	2	2	2	2
	Telephone connection point 電話接駁點		2	2	2	2	2	2	2	2	2	2	2
	Equipment switch 設備開關		1	1	1	1	1	1	1	1	1	1	1
	Twin socket outlet 雙位電插座		4	4	4	4	4	4	4	4	4	4	4
	Door Phone 門口對講機		1	1	1	1	1	1	1	1	1	1	1
Master Bedroom 主睡房	TV / FM connection point 電視 / 收音機天線接駁點		1	1	1	1	1	1	1	1	1	1	1
	Telephone connection point 電話接駁點		1	1	1	1	1	1	1	1	1	1	1
	Equipment switch 設備開關		1	1	1	1	1	1	1	1	1	1	1
	Twin socket outlet 雙位電插座		2	2	2	2	2	2	2	1	2	2	2
Bedroom 1 睡房1	TV / FM connection point 電視 / 收音機天線接駁點		1	1	1	1	1	1	1	-	1	1	1
	Telephone connection point 電話接駁點		1	1	1	1	1	1	1	-	1	1	1
	Equipment switch 設備開關		1	1	1	1	1	1	1	-	1	1	1
	Twin socket outlet 雙位電插座		2	2	2	2	2	2	2	-	2	2	2
Bedroom 2 睡房2	TV / FM connection point 電視 / 收音機天線接駁點		1	1	1	-	-	-	-	-	1	-	-
	Telephone connection point 電話接駁點		1	1	1	-	-	-	-	-	1	-	-
	Equipment switch 設備開關		1	1	1	-	-	-	-	-	1	-	-
	Twin socket outlet 雙位電插座		2	2	2	-	-	-	-	-	2	-	-
Kitchen / Open Kitchen 廚房/開放式廚房	Equipment switch 設備開關		1	1	1	1	1	1	1	1	1	1	1
	Twin socket outlet 雙位電插座		2	2	2	2	2	2	2	2	2	2	2
	Single socket outlet 單位電插座		-	-	1	1	1	1	1	-	-	1	1
	Single socket outlet for Refrigerator 單位電插座供雪櫃		1	1	1	1	1	1	1	1	1	1	1
	Single socket outlet for Washer / Dryer 單位電插座供洗衣 / 乾衣機		1	1	1	1	1	1	1	1	1	1	1
	Single socket outlet for Microwave Oven 單位電插座供微波爐		1	1	1	1	1	1	1	1	1	1	1
	Fused power connection point for Telescopic Hood 有菲士抽油煙機電接駁點		1	1	1	1	1	1	1	1	1	1	1
	Fused power connection point for Gas Hob 有菲士煤氣爐電接駁點		2	2	-	-	-	-	-	-	-	-	-
	Power connection point for Induction Hob 電磁爐電接駁點		-	-	1	1	1	1	1	1	1	1	1
	Single socket outlet for Wine Cellar 單位電插座供酒櫃		1	1	1	1	1	1	1	1	1	1	1
	Fused power connection point for Gas Water Heater 有菲士煤氣熱水爐電接駁點		1	-	-	-	-	-	-	-	-	-	-
	Power connection point for Electric Water Heater 電熱水爐電接駁點		-	1	1	1	1	1	1	1	1	1	1
Fused power connection point for Exhaust Fan 有菲士抽氣扇電接駁點		1	1	-	-	-	-	-	-	-	-	-	
Towngas Connection Point 煤氣接駁點		1	1	-	-	-	-	-	-	-	-	-	

Note:  
The symbol "-" as shown in the above table denotes "Not applicable".

備註：  
上表內之“-”代表“不適用”。

Schedule of Mechanical and Electrical Provisions  
機電裝置數量說明表

Tower 5A: 3/F

第5A座：3樓

Location 位置	Exposed Type 外露形	Non-exposed Type 非外露形	Apartment Units 單位									
			01	02	03	05	06	07	08	09	10	
Master Bathroom 主浴室	Equipment switch 設備開關		1	1	1	-	-	-	-	-	-	
		Single socket outlet 單位電插座	1	1	1	-	-	-	-	-	-	
		Fused power connection point for Gas Water Heater 有菲士煤氣熱水爐電接駁點	1	-	-	-	-	-	-	-	-	
		Power connection point for Electric Water Heater 電熱水爐電接駁點	-	1	1	-	-	-	-	-	-	
		Fused power connection point for Exhaust Fan 有菲士抽氣扇電接駁點	1	1	1	-	-	-	-	-	-	
		Fused power connection point for Dehumidifier 有菲士抽濕機電接駁點	-	-	-	-	-	-	-	-	-	
Bathroom 浴室	Equipment switch 設備開關		1	1	1	1	1	1	1	1	1	
		Single socket outlet 單位電插座	1	1	1	1	1	1	1	1	1	
		Fused power connection point for Gas Water Heater 有菲士煤氣熱水爐電接駁點	-	-	-	-	-	-	-	-	-	
		Power connection point for Electric Water Heater 電熱水爐電接駁點	-	1	1	1	1	1	1	1	1	
		Fused power connection point for Exhaust Fan 有菲士抽氣扇電接駁點	1	1	1	1	1	1	1	1	1	
		Fused power connection point for Dehumidifier 有菲士抽濕機電接駁點	-	-	-	-	-	-	-	-	-	
Store 儲物房	TV / FM connection point 電視 / 收音機天線接駁點		-	-	-	-	1	1	-	-	1	
	Equipment switch 設備開關		-	-	-	-	1	1	-	-	1	
	Twin socket outlet 雙位電插座		-	-	-	-	2	2	-	-	2	
Study 書房	TV / FM connection point 電視 / 收音機天線接駁點		-	-	-	-	-	-	-	-	-	
	Telephone connection point 電話接駁點		-	-	-	-	-	-	-	-	-	
	Equipment switch 設備開關		-	-	-	-	-	-	1	-	-	
	Twin socket outlet 雙位電插座		-	-	-	-	-	-	2	-	-	
Flat Roof 平台	Outdoor single socket outlet 室外單位電插座		2	-	2	2	-	-	2	1	1	
		Towngas Connection Point 煤氣接駁點	-	-	-	-	-	-	-	-	-	

Note:  
The symbol "-" as shown in the above table denotes "Not applicable".

備註：  
上表內之“-”代表“不適用”。

# Fittings, Finishes and Appliances 裝置、裝修物料及設備

## Schedule of Mechanical and Electrical Provisions 機電裝置數量說明表

Tower 5A: 5/F - 12/F, 15/F - 23/F and 25/F - 31/F

第5A座：5樓至12樓、15樓至23樓及25樓至31樓

Location 位置	Exposed Type 外露形	Non-exposed Type 非外露形	Apartment Units 單位										
			01	02	03	05	06	07	08	09	10		
Living Room / Dining Room 客廳/飯廳	TV / FM connection point 電視 / 收音機天線接駁點		2	2	2	2	2	2	2	2	2	2	2
	Telephone connection point 電話接駁點		2	2	2	2	2	2	2	2	2	2	2
	Equipment switch 設備開關		1	1	1	1	1	1	1	1	1	1	1
	Twin socket outlet 雙位電插座		4	4	4	4	4	4	4	4	4	4	4
	Door Phone 門口對講機		1	1	1	1	1	1	1	1	1	1	1
Master Bedroom 主睡房	TV / FM connection point 電視 / 收音機天線接駁點		1	1	1	1	1	1	1	1	1	1	1
	Telephone connection point 電話接駁點		1	1	1	1	1	1	1	1	1	1	1
	Equipment switch 設備開關		1	1	1	1	1	1	1	1	1	1	1
	Twin socket outlet 雙位電插座		2	2	2	2	2	2	2	1	2	2	2
Bedroom 1 睡房1	TV / FM connection point 電視 / 收音機天線接駁點		1	1	1	1	1	1	1	-	1	1	1
	Telephone connection point 電話接駁點		1	1	1	1	1	1	1	-	1	1	1
	Equipment switch 設備開關		1	1	1	1	1	1	1	-	1	1	1
	Twin socket outlet 雙位電插座		2	2	2	2	2	2	2	-	2	2	2
Bedroom 2 睡房2	TV / FM connection point 電視 / 收音機天線接駁點		1	1	1	-	-	-	-	-	1	-	-
	Telephone connection point 電話接駁點		1	1	1	-	-	-	-	-	1	-	-
	Equipment switch 設備開關		1	1	1	-	-	-	-	-	1	-	-
	Twin socket outlet 雙位電插座		2	2	2	-	-	-	-	-	2	-	-
Kitchen / Open Kitchen 廚房/開放式廚房	Equipment switch 設備開關		1	1	1	1	1	1	1	1	1	1	1
	Twin socket outlet 雙位電插座		2	2	2	2	2	2	2	2	2	2	2
	Single socket outlet 單位電插座		-	-	1	1	1	1	1	-	-	1	1
	Single socket outlet for Refrigerator 單位電插座供雪櫃		1	1	1	1	1	1	1	1	1	1	1
	Single socket outlet for Washer / Dryer 單位電插座供洗衣 / 乾衣機		1	1	1	1	1	1	1	1	1	1	1
	Single socket outlet for Microwave Oven 單位電插座供微波爐		1	1	1	1	1	1	1	1	1	1	1
	Fused power connection point for Telescopic Hood 有菲士抽油煙機電接駁點		1	1	1	1	1	1	1	1	1	1	1
	Fused power connection point for Gas Hob 有菲士煤氣爐電接駁點		2	2	-	-	-	-	-	-	-	-	-
	Power connection point for Induction Hob 電磁爐電接駁點		-	-	1	1	1	1	1	1	1	1	1
	Single socket outlet for Wine Cellar 單位電插座供酒櫃		1	1	1	1	1	1	1	1	1	1	1
	Fused power connection point for Gas Water Heater 有菲士煤氣熱水爐電接駁點		1	-	-	-	-	-	-	-	-	-	-
	Power connection point for Electric Water Heater 電熱水爐電接駁點		-	1	1	1	1	1	1	1	1	1	1
Fused power connection point for Exhaust Fan 有菲士抽氣扇電接駁點		1	1	-	-	-	-	-	-	-	-	-	
Towngas Connection Point 煤氣接駁點		1	1	-	-	-	-	-	-	-	-	-	

Note:  
The symbol "-" as shown in the above table denotes "Not applicable".

備註：  
上表內之 "-" 代表 "不適用"。

Schedule of Mechanical and Electrical Provisions  
機電裝置數量說明表

Tower 5A: 5/F - 12/F, 15/F - 23/F and 25/F - 31/F

第5A座：5樓至12樓、15樓至23樓及25樓至31樓

Location 位置	Exposed Type 外露形	Non-exposed Type 非外露形	Apartment Units 單位									
			01	02	03	05	06	07	08	09	10	
Master Bathroom 主浴室	Equipment switch 設備開關		1	1	1	-	-	-	-	-	-	
		Single socket outlet 單位電插座	1	1	1	-	-	-	-	-	-	
		Fused power connection point for Gas Water Heater 有菲士煤氣熱水爐電接駁點	1	-	-	-	-	-	-	-	-	
		Power connection point for Electric Water Heater 電熱水爐電接駁點	-	1	1	-	-	-	-	-	-	
		Fused power connection point for Exhaust Fan 有菲士抽氣扇電接駁點	1	1	1	-	-	-	-	-	-	
		Fused power connection point for Dehumidifier 有菲士抽濕機電接駁點	-	-	-	-	-	-	-	-	-	
Bathroom 浴室	Equipment switch 設備開關		1	1	1	1	1	1	1	1	1	
		Single socket outlet 單位電插座	1	1	1	1	1	1	1	1	1	
		Fused power connection point for Gas Water Heater 有菲士煤氣熱水爐電接駁點	-	-	-	-	-	-	-	-	-	
		Power connection point for Electric Water Heater 電熱水爐電接駁點	-	1	1	1	1	1	1	1	1	
		Fused power connection point for Exhaust Fan 有菲士抽氣扇電接駁點	1	1	1	1	1	1	1	1	1	
		Fused power connection point for Dehumidifier 有菲士抽濕機電接駁點	-	-	-	-	-	-	-	-	-	
Store 儲物房	TV / FM connection point 電視 / 收音機天線接駁點		-	-	-	-	1	1	-	-	1	
	Equipment switch 設備開關		-	-	-	-	1	1	-	-	1	
	Twin socket outlet 雙位電插座		-	-	-	-	2	2	-	-	2	
Study 書房	TV / FM connection point 電視 / 收音機天線接駁點		-	-	-	-	-	-	-	-	-	
	Telephone connection point 電話接駁點		-	-	-	-	-	-	-	-	-	
	Equipment switch 設備開關		-	-	-	-	-	-	1	-	-	
	Twin socket outlet 雙位電插座		-	-	-	-	-	-	2	-	-	

Note:  
The symbol " - " as shown in the above table denotes "Not applicable".

備註：  
上表內之“-”代表“不適用”。

# Fittings, Finishes and Appliances 裝置、裝修物料及設備

## Schedule of Mechanical and Electrical Provisions 機電裝置數量說明表

Tower 5A: 32/F

第5A座：32樓

Location 位置	Exposed Type 外露形	Non-exposed Type 非外露形	Apartment Units 單位							
			01	03	05	06	07	08	09	10
Living Room / Dining Room 客廳/飯廳	TV / FM connection point 電視 / 收音機天線接駁點		2	2	2	2	2	2	2	2
	Telephone connection point 電話接駁點		2	2	2	2	2	2	2	2
	Equipment switch 設備開關		2	1	1	1	1	1	1	1
	Twin socket outlet 雙位電插座		4	4	4	4	4	4	4	4
	Door Phone 門口對講機		1	1	1	1	1	1	1	1
Master Bedroom 主睡房	TV / FM connection point 電視 / 收音機天線接駁點		1	1	1	1	1	1	1	1
	Telephone connection point 電話接駁點		1	1	1	1	1	1	1	1
	Equipment switch 設備開關		1	1	1	1	1	1	1	1
	Twin socket outlet 雙位電插座		2	2	2	2	2	1	2	2
Bedroom 1 睡房1	TV / FM connection point 電視 / 收音機天線接駁點		1	1	1	1	1	-	1	1
	Telephone connection point 電話接駁點		1	1	1	1	1	-	1	1
	Equipment switch 設備開關		1	1	1	1	1	-	1	1
	Twin socket outlet 雙位電插座		2	2	2	2	2	-	2	2
Bedroom 2 睡房2	TV / FM connection point 電視 / 收音機天線接駁點		1	1	-	-	-	-	1	-
	Telephone connection point 電話接駁點		1	1	-	-	-	-	1	-
	Equipment switch 設備開關		1	1	-	-	-	-	1	-
	Twin socket outlet 雙位電插座		2	2	-	-	-	-	2	-
Kitchen / Open Kitchen 廚房/開放式廚房	Equipment switch 設備開關		1	1	1	1	1	1	1	1
	Twin socket outlet 雙位電插座		2	2	2	2	2	2	2	2
	Single socket outlet 單位電插座		-	1	1	1	1	-	-	1
	Single socket outlet for Refrigerator 單位電插座供雪櫃		1	1	1	1	1	1	1	1
	Single socket outlet for Washer / Dryer 單位電插座供洗衣 / 乾衣機		1	1	1	1	1	1	1	1
	Single socket outlet for Microwave Oven 單位電插座供微波爐		1	1	1	1	1	1	1	1
	Fused power connection point for Telescopic Hood 有菲士抽油煙機電接駁點		1	1	1	1	1	1	1	1
	Fused power connection point for Gas Hob 有菲士煤氣爐電接駁點		2	-	-	-	-	-	-	-
	Power connection point for Induction Hob 電磁爐電接駁點		-	1	1	1	1	1	1	1
	Single socket outlet for Wine Cellar 單位電插座供酒櫃		1	1	1	1	1	1	1	1
	Fused power connection point for Gas Water Heater 有菲士煤氣熱水爐電接駁點		-	-	-	-	-	-	-	-
	Power connection point for Electric Water Heater 電熱水爐電接駁點		1	1	1	1	1	1	1	1
Fused power connection point for Exhaust Fan 有菲士抽氣扇電接駁點		1	-	-	-	-	-	-	-	
Towngas Connection Point 煤氣接駁點		1	-	-	-	-	-	-	-	

Note:  
The symbol "-" as shown in the above table denotes "Not applicable".

備註：  
上表內之“-”代表“不適用”。

Schedule of Mechanical and Electrical Provisions  
機電裝置數量說明表

Tower 5A: 32/F

第5A座：32樓

Location 位置	Exposed Type 外露形	Non-exposed Type 非外露形	Apartment Units 單位							
			01	03	05	06	07	08	09	10
Master Bathroom 主浴室	Equipment switch 設備開關		1	1	-	-	-	-	-	-
		Single socket outlet 單位電插座	1	1	-	-	-	-	-	-
		Fused power connection point for Gas Water Heater 有菲士煤氣熱水爐電接駁點	-	-	-	-	-	-	-	-
		Power connection point for Electric Water Heater 電熱水爐電接駁點	1	1	-	-	-	-	-	-
		Fused power connection point for Exhaust Fan 有菲士抽氣扇電接駁點	1	1	-	-	-	-	-	-
		Fused power connection point for Dehumidifier 有菲士抽濕機電接駁點	-	-	-	-	-	-	-	-
Bathroom 浴室	Equipment switch 設備開關		1	1	1	1	1	1	1	1
		Single socket outlet 單位電插座	1	1	1	1	1	1	1	1
		Fused power connection point for Gas Water Heater 有菲士煤氣熱水爐電接駁點	-	-	-	-	-	-	-	-
		Power connection point for Electric Water Heater 電熱水爐電接駁點	1	1	1	1	1	1	1	1
		Fused power connection point for Exhaust Fan 有菲士抽氣扇電接駁點	1	1	1	1	1	1	1	1
		Fused power connection point for Dehumidifier 有菲士抽濕機電接駁點	1	-	-	-	-	-	-	-
Store 儲物房	TV / FM connection point 電視 / 收音機天線接駁點		-	-	-	1	1	-	-	1
	Equipment switch 設備開關		-	-	-	1	1	-	-	1
	Twin socket outlet 雙位電插座		-	-	-	2	2	-	-	2
Study 書房	TV / FM connection point 電視 / 收音機天線接駁點		-	-	-	-	-	-	-	-
	Telephone connection point 電話接駁點		-	-	-	-	-	-	-	-
	Equipment switch 設備開關		-	-	-	-	-	1	-	-
	Twin socket outlet 雙位電插座		-	-	-	-	-	2	-	-
Flat Roof 平台	Outdoor single socket outlet 室外單位電插座		1	-	-	-	-	-	-	-
		Towngas Connection Point 煤氣接駁點	-	-	-	-	-	-	-	-

Note:  
The symbol "-" as shown in the above table denotes "Not applicable".

備註：  
上表內之“-”代表“不適用”。

# Fittings, Finishes and Appliances 裝置、裝修物料及設備

## Schedule of Mechanical and Electrical Provisions 機電裝置數量說明表

Tower 5B: G/F

第5B座：地面層

Location 位置	Exposed Type 外露形	Non-exposed Type 非外露形	Apartment Units 單位							
			01	02	03	05	06	07	08	09
Living Room / Dining Room 客廳/飯廳	TV / FM connection point 電視 / 收音機天線接駁點		2	2	2	2	2	2	2	2
	Telephone connection point 電話接駁點		2	2	2	2	2	2	2	2
	Equipment switch 設備開關		1	1	1	1	1	1	1	1
	Twin socket outlet 雙位電插座		4	4	4	4	4	4	4	4
	Door Phone 門口對講機		1	1	1	1	1	1	1	1
Master Bedroom 主睡房	TV / FM connection point 電視 / 收音機天線接駁點		1	1	1	1	1	1	1	1
	Telephone connection point 電話接駁點		1	1	1	1	1	1	1	1
	Equipment switch 設備開關		1	1	1	1	1	1	1	1
	Twin socket outlet 雙位電插座		2	2	2	2	2	3	3	2
Bedroom 1 睡房1	TV / FM connection point 電視 / 收音機天線接駁點		1	1	-	1	1	-	-	1
	Telephone connection point 電話接駁點		1	1	-	1	1	-	-	1
	Equipment switch 設備開關		1	1	-	1	1	-	-	1
	Twin socket outlet 雙位電插座		2	2	-	2	2	-	-	2
Bedroom 2 睡房2	TV / FM connection point 電視 / 收音機天線接駁點		-	-	-	-	-	-	-	-
	Telephone connection point 電話接駁點		-	-	-	-	-	-	-	-
	Equipment switch 設備開關		-	-	-	-	-	-	-	-
	Twin socket outlet 雙位電插座		-	-	-	-	-	-	-	-
Kitchen / Open Kitchen 廚房/開放式廚房	Equipment switch 設備開關		1	1	1	1	1	1	1	1
	Twin socket outlet 雙位電插座		2	2	2	2	2	2	2	2
	Single socket outlet 單位電插座		1	1	-	-	-	1	1	-
	Single socket outlet for Refrigerator 單位電插座供雪櫃		1	1	1	1	1	1	1	1
	Single socket outlet for Washer / Dryer 單位電插座供洗衣 / 乾衣機		1	1	1	1	1	1	1	1
	Single socket outlet for Microwave Oven 單位電插座供微波爐		1	1	1	1	1	1	1	1
	Fused power connection point for Telescopic Hood 有菲士抽油煙機電接駁點		1	1	1	1	1	1	1	1
	Fused power connection point for Gas Hob 有菲士煤氣爐電接駁點		-	-	-	-	-	-	-	-
	Power connection point for Induction Hob 電磁爐電接駁點		1	1	1	1	1	1	1	1
	Single socket outlet for Wine Cellar 單位電插座供酒櫃		1	1	1	1	1	1	1	1
	Fused power connection point for Gas Water Heater 有菲士煤氣熱水爐電接駁點		-	-	-	-	-	-	-	-
	Power connection point for Electric Water Heater 電熱水爐電接駁點		1	1	1	1	1	1	1	1
Fused power connection point for Exhaust Fan 有菲士抽氣扇電接駁點		-	-	-	-	-	-	-	-	
Towngas Connection Point 煤氣接駁點		-	-	-	-	-	-	-	-	

Note:  
The symbol "-" as shown in the above table denotes "Not applicable".

備註：  
上表內之“-”代表“不適用”。

Schedule of Mechanical and Electrical Provisions  
機電裝置數量說明表

Tower 5B: G/F

第5B座：地面層

Location 位置	Exposed Type 外露形	Non-exposed Type 非外露形	Apartment Units 單位							
			01	02	03	05	06	07	08	09
Master Bathroom 主浴室	Equipment switch 設備開關		-	-	-	1	1	-	-	-
		Single socket outlet 單位電插座	-	-	-	1	1	-	-	-
		Fused power connection point for Gas Water Heater 有菲士煤氣熱水爐電接駁點	-	-	-	-	-	-	-	-
		Power connection point for Electric Water Heater 電熱水爐電接駁點	-	-	-	1	1	-	-	-
		Fused power connection point for Exhaust Fan 有菲士抽氣扇電接駁點	-	-	-	1	1	-	-	-
		Fused power connection point for Dehumidifier 有菲士抽濕機電接駁點	-	-	-	-	-	-	-	-
Bathroom 浴室	Equipment switch 設備開關		1	1	1	1	1	2	2	1
		Single socket outlet 單位電插座	1	1	1	1	1	1	1	1
		Fused power connection point for Gas Water Heater 有菲士煤氣熱水爐電接駁點	-	-	-	-	-	-	-	-
		Power connection point for Electric Water Heater 電熱水爐電接駁點	1	1	1	1	1	1	1	1
		Fused power connection point for Exhaust Fan 有菲士抽氣扇電接駁點	1	1	1	1	1	1	1	1
		Fused power connection point for Dehumidifier 有菲士抽濕機電接駁點	-	-	-	-	-	-	-	-
Store 儲物房	TV / FM connection point 電視 / 收音機天線接駁點		1	1	-	-	-	-	-	-
	Equipment switch 設備開關		1	1	-	-	-	-	-	-
	Twin socket outlet 雙位電插座		2	2	-	-	-	-	-	-
Study 書房	TV / FM connection point 電視 / 收音機天線接駁點		-	-	-	-	-	-	-	-
	Telephone connection point 電話接駁點		-	-	-	-	-	-	-	-
	Equipment switch 設備開關		-	-	1	-	-	-	-	-
	Twin socket outlet 雙位電插座		-	-	1	-	-	-	-	-
Garden 花園	Outdoor single socket outlet 室外單位電插座		2	2	2	2	2	2	2	2
		Towngas Connection Point 煤氣接駁點	-	-	-	-	-	-	-	-

Note:  
The symbol "-" as shown in the above table denotes "Not applicable".

備註：  
上表內之“-”代表“不適用”。



# Fittings, Finishes and Appliances 裝置、裝修物料及設備

## Schedule of Mechanical and Electrical Provisions 機電裝置數量說明表

Tower 5B: 1/F and 2/F

第5B座：1樓及2樓

Location 位置	Exposed Type 外露形	Non-exposed Type 非外露形	Apartment Units 單位							
			01	02	03	05	06	07	08	09
Living Room / Dining Room 客廳/飯廳	TV / FM connection point 電視 / 收音機天線接駁點		2	2	2	2	2	2	2	2
	Telephone connection point 電話接駁點		2	2	2	2	2	2	2	2
	Equipment switch 設備開關		1	1	1	1	1	1	1	1
	Twin socket outlet 雙位電插座		4	4	4	4	4	4	4	4
	Door Phone 門口對講機		1	1	1	1	1	1	1	1
Master Bedroom 主睡房	TV / FM connection point 電視 / 收音機天線接駁點		1	1	1	1	1	1	1	1
	Telephone connection point 電話接駁點		1	1	1	1	1	1	1	1
	Equipment switch 設備開關		1	1	1	1	1	1	1	1
	Twin socket outlet 雙位電插座		2	2	2	2	2	3	3	2
Bedroom 1 睡房1	TV / FM connection point 電視 / 收音機天線接駁點		1	1	-	1	1	-	-	1
	Telephone connection point 電話接駁點		1	1	-	1	1	-	-	1
	Equipment switch 設備開關		1	1	-	1	1	-	-	1
	Twin socket outlet 雙位電插座		2	2	-	2	2	-	-	2
Bedroom 2 睡房2	TV / FM connection point 電視 / 收音機天線接駁點		-	-	-	-	-	-	-	-
	Telephone connection point 電話接駁點		-	-	-	-	-	-	-	-
	Equipment switch 設備開關		-	-	-	-	-	-	-	-
	Twin socket outlet 雙位電插座		-	-	-	-	-	-	-	-
Kitchen / Open Kitchen 廚房/開放式廚房	Equipment switch 設備開關		1	1	1	1	1	1	1	1
	Twin socket outlet 雙位電插座		2	2	2	2	2	2	2	2
	Single socket outlet 單位電插座		1	1	-	-	-	1	1	-
	Single socket outlet for Refrigerator 單位電插座供雪櫃		1	1	1	1	1	1	1	1
	Single socket outlet for Washer / Dryer 單位電插座供洗衣 / 乾衣機		1	1	1	1	1	1	1	1
	Single socket outlet for Microwave Oven 單位電插座供微波爐		1	1	1	1	1	1	1	1
	Fused power connection point for Telescopic Hood 有菲士抽油煙機電接駁點		1	1	1	1	1	1	1	1
	Fused power connection point for Gas Hob 有菲士煤氣爐電接駁點		-	-	-	-	-	-	-	-
	Power connection point for Induction Hob 電磁爐電接駁點		1	1	1	1	1	1	1	1
	Single socket outlet for Wine Cellar 單位電插座供酒櫃		1	1	1	1	1	1	1	1
	Fused power connection point for Gas Water Heater 有菲士煤氣熱水爐電接駁點		-	-	-	-	-	-	-	-
	Power connection point for Electric Water Heater 電熱水爐電接駁點		1	1	1	1	1	1	1	1
Fused power connection point for Exhaust Fan 有菲士抽氣扇電接駁點		-	-	-	-	-	-	-	-	
Towngas Connection Point 煤氣接駁點		-	-	-	-	-	-	-	-	

Note:  
The symbol "-" as shown in the above table denotes "Not applicable".

備註：  
上表內之“-”代表“不適用”。

Schedule of Mechanical and Electrical Provisions  
機電裝置數量說明表

Tower 5B: 1/F and 2/F

第5B座：1樓及2樓

Location 位置	Exposed Type 外露形	Non-exposed Type 非外露形	Apartment Units 單位							
			01	02	03	05	06	07	08	09
Master Bathroom 主浴室	Equipment switch 設備開關		-	-	-	1	1	-	-	-
		Single socket outlet 單位電插座	-	-	-	1	1	-	-	-
		Fused power connection point for Gas Water Heater 有菲士煤氣熱水爐電接駁點	-	-	-	-	-	-	-	-
		Power connection point for Electric Water Heater 電熱水爐電接駁點	-	-	-	1	1	-	-	-
		Fused power connection point for Exhaust Fan 有菲士抽氣扇電接駁點	-	-	-	1	1	-	-	-
		Fused power connection point for Dehumidifier 有菲士抽濕機電接駁點	-	-	-	-	-	-	-	-
Bathroom 浴室	Equipment switch 設備開關		1	1	1	1	1	2	2	1
		Single socket outlet 單位電插座	1	1	1	1	1	1	1	1
		Fused power connection point for Gas Water Heater 有菲士煤氣熱水爐電接駁點	-	-	-	-	-	-	-	-
		Power connection point for Electric Water Heater 電熱水爐電接駁點	1	1	1	1	1	1	1	1
		Fused power connection point for Exhaust Fan 有菲士抽氣扇電接駁點	1	1	1	1	1	1	1	1
		Fused power connection point for Dehumidifier 有菲士抽濕機電接駁點	-	-	-	-	-	-	-	-
Store 儲物房	TV / FM connection point 電視 / 收音機天線接駁點		1	1	-	-	-	-	-	-
	Equipment switch 設備開關		1	1	-	-	-	-	-	-
	Twin socket outlet 雙位電插座		2	2	-	-	-	-	-	-
Study 書房	TV / FM connection point 電視 / 收音機天線接駁點		-	-	-	-	-	-	-	-
	Telephone connection point 電話接駁點		-	-	-	-	-	-	-	-
	Equipment switch 設備開關		-	-	1	-	-	-	-	-
	Twin socket outlet 雙位電插座		-	-	1	-	-	-	-	-

Note:  
The symbol "-" as shown in the above table denotes "Not applicable".

備註：  
上表內之“-”代表“不適用”。

# Fittings, Finishes and Appliances 裝置、裝修物料及設備

## Schedule of Mechanical and Electrical Provisions 機電裝置數量說明表

Tower 5B: 3/F

第5B座：3樓

Location 位置	Exposed Type 外露形	Non-exposed Type 非外露形	Apartment Units 單位							
			01	02	03	05	06	07	08	09
Living Room / Dining Room 客廳/飯廳	TV / FM connection point 電視 / 收音機天線接駁點		2	2	2	2	2	2	2	2
	Telephone connection point 電話接駁點		2	2	2	2	2	2	2	2
	Equipment switch 設備開關		1	1	1	1	1	1	1	1
	Twin socket outlet 雙位電插座		4	4	4	4	4	4	4	4
	Door Phone 門口對講機		1	1	1	1	1	1	1	1
Master Bedroom 主睡房	TV / FM connection point 電視 / 收音機天線接駁點		1	1	1	1	1	1	1	1
	Telephone connection point 電話接駁點		1	1	1	1	1	1	1	1
	Equipment switch 設備開關		1	1	1	1	1	1	1	1
	Twin socket outlet 雙位電插座		2	2	2	2	2	3	3	2
Bedroom 1 睡房1	TV / FM connection point 電視 / 收音機天線接駁點		1	1	-	1	1	-	-	1
	Telephone connection point 電話接駁點		1	1	-	1	1	-	-	1
	Equipment switch 設備開關		1	1	-	1	1	-	-	1
	Twin socket outlet 雙位電插座		2	2	-	2	2	-	-	2
Bedroom 2 睡房2	TV / FM connection point 電視 / 收音機天線接駁點		-	-	-	-	-	-	-	-
	Telephone connection point 電話接駁點		-	-	-	-	-	-	-	-
	Equipment switch 設備開關		-	-	-	-	-	-	-	-
	Twin socket outlet 雙位電插座		-	-	-	-	-	-	-	-
Kitchen / Open Kitchen 廚房/開放式廚房	Equipment switch 設備開關		1	1	1	1	1	1	1	1
	Twin socket outlet 雙位電插座		2	2	2	2	2	2	2	2
	Single socket outlet 單位電插座		-	1	-	-	-	1	1	-
	Single socket outlet for Refrigerator 單位電插座供雪櫃		1	1	1	1	1	1	1	1
	Single socket outlet for Washer / Dryer 單位電插座供洗衣 / 乾衣機		1	1	1	1	1	1	1	1
	Single socket outlet for Microwave Oven 單位電插座供微波爐		1	1	1	1	1	1	1	1
	Fused power connection point for Telescopic Hood 有菲士抽油煙機電接駁點		1	1	1	1	1	1	1	1
	Fused power connection point for Gas Hob 有菲士煤氣爐電接駁點		-	-	-	-	-	-	-	-
	Power connection point for Induction Hob 電磁爐電接駁點		1	1	1	1	1	1	1	1
	Single socket outlet for Wine Cellar 單位電插座供酒櫃		1	1	1	1	1	1	1	1
	Fused power connection point for Gas Water Heater 有菲士煤氣熱水爐電接駁點		-	-	-	-	-	-	-	-
	Power connection point for Electric Water Heater 電熱水爐電接駁點		1	1	1	1	1	1	1	1
Fused power connection point for Exhaust Fan 有菲士抽氣扇電接駁點		-	-	-	-	-	-	-	-	
Towngas Connection Point 煤氣接駁點		-	-	-	-	-	-	-	-	

Note:  
The symbol "-" as shown in the above table denotes "Not applicable".

備註：  
上表內之“-”代表“不適用”。

Schedule of Mechanical and Electrical Provisions  
機電裝置數量說明表

Tower 5B: 3/F

第5B座：3樓

Location 位置	Exposed Type 外露形	Non-exposed Type 非外露形	Apartment Units 單位							
			01	02	03	05	06	07	08	09
Master Bathroom 主浴室	Equipment switch 設備開關		-	-	-	1	1	-	-	-
		Single socket outlet 單位電插座	-	-	-	1	1	-	-	-
		Fused power connection point for Gas Water Heater 有菲士煤氣熱水爐電接駁點	-	-	-	-	-	-	-	-
		Power connection point for Electric Water Heater 電熱水爐電接駁點	-	-	-	1	1	-	-	-
		Fused power connection point for Exhaust Fan 有菲士抽氣扇電接駁點	-	-	-	1	1	-	-	-
		Fused power connection point for Dehumidifier 有菲士抽濕機電接駁點	-	-	-	-	-	-	-	-
Bathroom 浴室	Equipment switch 設備開關		1	1	1	1	1	2	2	1
		Single socket outlet 單位電插座	1	1	1	1	1	1	1	1
		Fused power connection point for Gas Water Heater 有菲士煤氣熱水爐電接駁點	-	-	-	-	-	-	-	-
		Power connection point for Electric Water Heater 電熱水爐電接駁點	1	1	1	1	1	1	1	1
		Fused power connection point for Exhaust Fan 有菲士抽氣扇電接駁點	1	1	1	1	1	1	1	1
		Fused power connection point for Dehumidifier 有菲士抽濕機電接駁點	-	-	-	-	-	-	-	-
Store 儲物房	TV / FM connection point 電視 / 收音機天線接駁點		1	-	-	-	-	-	-	-
	Equipment switch 設備開關		1	-	-	-	-	-	-	-
	Twin socket outlet 雙位電插座		2	-	-	-	-	-	-	-
Study 書房	TV / FM connection point 電視 / 收音機天線接駁點		-	-	-	-	-	-	-	-
	Telephone connection point 電話接駁點		-	-	-	-	-	-	-	-
	Equipment switch 設備開關		-	-	1	-	-	-	-	-
	Twin socket outlet 雙位電插座		-	-	1	-	-	-	-	-
Flat Roof 平台	Outdoor single socket outlet 室外單位電插座		1	2	-	-	-	-	-	-
		Towngas Connection Point 煤氣接駁點	-	-	-	-	-	-	-	-

Note:  
The symbol "-" as shown in the above table denotes "Not applicable".

備註：  
上表內之“-”代表“不適用”。

# Fittings, Finishes and Appliances 裝置、裝修物料及設備

## Schedule of Mechanical and Electrical Provisions 機電裝置數量說明表

Tower 5B: 5/F - 12/F, 15/F - 23/F and 25/F - 31/F

第5B座：5樓至12樓、15樓至23樓及25樓至31樓

Location 位置	Exposed Type 外露形	Non-exposed Type 非外露形	Apartment Units 單位								
			01	02	03	05	06	07	08	09	
Living Room / Dining Room 客廳/飯廳	TV / FM connection point 電視 / 收音機天線接駁點		2	2	2	2	2	2	2	2	
	Telephone connection point 電話接駁點		2	2	2	2	2	2	2	2	
	Equipment switch 設備開關		1	1	1	1	1	1	1	1	
	Twin socket outlet 雙位電插座		4	4	4	4	4	4	4	4	
	Door Phone 門口對講機		1	1	1	1	1	1	1	1	
Master Bedroom 主睡房	TV / FM connection point 電視 / 收音機天線接駁點		1	1	1	1	1	1	1	1	
	Telephone connection point 電話接駁點		1	1	1	1	1	1	1	1	
	Equipment switch 設備開關		1	1	1	1	1	1	1	1	
	Twin socket outlet 雙位電插座		2	2	2	2	2	3	3	2	
Bedroom 1 睡房1	TV / FM connection point 電視 / 收音機天線接駁點		1	1	-	1	1	-	-	1	
	Telephone connection point 電話接駁點		1	1	-	1	1	-	-	1	
	Equipment switch 設備開關		1	1	-	1	1	-	-	1	
	Twin socket outlet 雙位電插座		2	2	-	2	2	-	-	2	
Bedroom 2 睡房2	TV / FM connection point 電視 / 收音機天線接駁點		-	-	-	-	-	-	-	-	
	Telephone connection point 電話接駁點		-	-	-	-	-	-	-	-	
	Equipment switch 設備開關		-	-	-	-	-	-	-	-	
	Twin socket outlet 雙位電插座		-	-	-	-	-	-	-	-	
Kitchen / Open Kitchen 廚房/開放式廚房	Equipment switch 設備開關		1	1	1	1	1	1	1	1	
	Twin socket outlet 雙位電插座		2	2	2	2	2	2	2	2	
	Single socket outlet 單位電插座		-	1	-	-	-	1	1	-	
	Single socket outlet for Refrigerator 單位電插座供雪櫃		1	1	1	1	1	1	1	1	
	Single socket outlet for Washer / Dryer 單位電插座供洗衣 / 乾衣機		1	1	1	1	1	1	1	1	
	Single socket outlet for Microwave Oven 單位電插座供微波爐		1	1	1	1	1	1	1	1	
	Fused power connection point for Telescopic Hood 有菲士抽油煙機電接駁點		1	1	1	1	1	1	1	1	
	Fused power connection point for Gas Hob 有菲士煤氣爐電接駁點		-	-	-	-	-	-	-	-	
	Power connection point for Induction Hob 電磁爐電接駁點		1	1	1	1	1	1	1	1	
	Single socket outlet for Wine Cellar 單位電插座供酒櫃		1	1	1	1	1	1	1	1	
	Fused power connection point for Gas Water Heater 有菲士煤氣熱水爐電接駁點		-	-	-	-	-	-	-	-	
	Power connection point for Electric Water Heater 電熱水爐電接駁點		1	1	1	1	1	1	1	1	
Fused power connection point for Exhaust Fan 有菲士抽氣扇電接駁點		-	-	-	-	-	-	-	-		
Towngas Connection Point 煤氣接駁點		-	-	-	-	-	-	-	-		

Note:  
The symbol "-" as shown in the above table denotes "Not applicable".

備註：  
上表內之“-”代表“不適用”。

Schedule of Mechanical and Electrical Provisions  
機電裝置數量說明表

Tower 5B: 5/F - 12/F, 15/F - 23/F and 25/F - 31/F

第5B座：5樓至12樓、15樓至23樓及25樓至31樓

Location 位置	Exposed Type 外露形	Non-exposed Type 非外露形	Apartment Units 單位							
			01	02	03	05	06	07	08	09
Master Bathroom 主浴室	Equipment switch 設備開關		-	-	-	1	1	-	-	-
		Single socket outlet 單位電插座	-	-	-	1	1	-	-	-
		Fused power connection point for Gas Water Heater 有菲士煤氣熱水爐電接駁點	-	-	-	-	-	-	-	-
		Power connection point for Electric Water Heater 電熱水爐電接駁點	-	-	-	1	1	-	-	-
		Fused power connection point for Exhaust Fan 有菲士抽氣扇電接駁點	-	-	-	1	1	-	-	-
		Fused power connection point for Dehumidifier 有菲士抽濕機電接駁點	-	-	-	-	-	-	-	-
Bathroom 浴室	Equipment switch 設備開關		1	1	1	1	1	2	2	1
		Single socket outlet 單位電插座	1	1	1	1	1	1	1	1
		Fused power connection point for Gas Water Heater 有菲士煤氣熱水爐電接駁點	-	-	-	-	-	-	-	-
		Power connection point for Electric Water Heater 電熱水爐電接駁點	1	1	1	1	1	1	1	1
		Fused power connection point for Exhaust Fan 有菲士抽氣扇電接駁點	1	1	1	1	1	1	1	1
		Fused power connection point for Dehumidifier 有菲士抽濕機電接駁點	-	-	-	-	-	-	-	-
Store 儲物房	TV / FM connection point 電視 / 收音機天線接駁點		1	-	-	-	-	-	-	-
	Equipment switch 設備開關		1	-	-	-	-	-	-	-
	Twin socket outlet 雙位電插座		2	-	-	-	-	-	-	-
Study 書房	TV / FM connection point 電視 / 收音機天線接駁點		-	-	-	-	-	-	-	-
	Telephone connection point 電話接駁點		-	-	-	-	-	-	-	-
	Equipment switch 設備開關		-	-	1	-	-	-	-	-
	Twin socket outlet 雙位電插座		-	-	1	-	-	-	-	-

Note:  
The symbol " - " as shown in the above table denotes "Not applicable".

備註：  
上表內之“-”代表“不適用”。

# Fittings, Finishes and Appliances 裝置、裝修物料及設備

## Schedule of Mechanical and Electrical Provisions 機電裝置數量說明表

Tower 5B: 32/F

第5B座：32樓

Location 位置	Exposed Type 外露形	Non-exposed Type 非外露形	Apartment Units 單位							
			01	02	03	05	06	07	08	09
Living Room / Dining Room 客廳/飯廳	TV / FM connection point 電視 / 收音機天線接駁點		2	2	2	2	2	2	2	2
	Telephone connection point 電話接駁點		2	2	2	2	2	2	2	2
	Equipment switch 設備開關		1	1	1	1	1	1	1	1
	Twin socket outlet 雙位電插座		4	4	4	4	4	4	4	4
	Door Phone 門口對講機		1	1	1	1	1	1	1	1
Master Bedroom 主睡房	TV / FM connection point 電視 / 收音機天線接駁點		1	1	1	1	1	1	1	1
	Telephone connection point 電話接駁點		1	1	1	1	1	1	1	1
	Equipment switch 設備開關		1	1	1	1	1	1	1	1
	Twin socket outlet 雙位電插座		2	2	2	2	2	3	3	2
Bedroom 1 睡房1	TV / FM connection point 電視 / 收音機天線接駁點		1	1	-	1	1	-	-	1
	Telephone connection point 電話接駁點		1	1	-	1	1	-	-	1
	Equipment switch 設備開關		1	1	-	1	1	-	-	1
	Twin socket outlet 雙位電插座		2	2	-	2	2	-	-	2
Bedroom 2 睡房2	TV / FM connection point 電視 / 收音機天線接駁點		-	-	-	-	-	-	-	-
	Telephone connection point 電話接駁點		-	-	-	-	-	-	-	-
	Equipment switch 設備開關		-	-	-	-	-	-	-	-
	Twin socket outlet 雙位電插座		-	-	-	-	-	-	-	-
Kitchen / Open Kitchen 廚房/開放式廚房	Equipment switch 設備開關		1	1	1	1	1	1	1	1
	Twin socket outlet 雙位電插座		2	2	2	2	2	2	2	2
	Single socket outlet 單位電插座		-	1	-	-	-	1	1	-
	Single socket outlet for Refrigerator 單位電插座供雪櫃		1	1	1	1	1	1	1	1
	Single socket outlet for Washer / Dryer 單位電插座供洗衣 / 乾衣機		1	1	1	1	1	1	1	1
	Single socket outlet for Microwave Oven 單位電插座供微波爐		1	1	1	1	1	1	1	1
	Fused power connection point for Telescopic Hood 有菲士抽油煙機電接駁點		1	1	1	1	1	1	1	1
	Fused power connection point for Gas Hob 有菲士煤氣爐電接駁點		-	-	-	-	-	-	-	-
	Power connection point for Induction Hob 電磁爐電接駁點		1	1	1	1	1	1	1	1
	Single socket outlet for Wine Cellar 單位電插座供酒櫃		1	1	1	1	1	1	1	1
	Fused power connection point for Gas Water Heater 有菲士煤氣熱水爐電接駁點		-	-	-	-	-	-	-	-
	Power connection point for Electric Water Heater 電熱水爐電接駁點		1	1	1	1	1	1	1	1
Fused power connection point for Exhaust Fan 有菲士抽氣扇電接駁點		-	-	-	-	-	-	-	-	
Towngas Connection Point 煤氣接駁點		-	-	-	-	-	-	-	-	

Note:  
The symbol "-" as shown in the above table denotes "Not applicable".

備註：  
上表內之“-”代表“不適用”。

Schedule of Mechanical and Electrical Provisions  
機電裝置數量說明表

Tower 5B: 32/F

第5B座：32樓

Location 位置	Exposed Type 外露形	Non-exposed Type 非外露形	Apartment Units 單位							
			01	02	03	05	06	07	08	09
Master Bathroom 主浴室	Equipment switch 設備開關		-	-	-	1	1	-	-	-
		Single socket outlet 單位電插座	-	-	-	1	1	-	-	-
		Fused power connection point for Gas Water Heater 有菲士煤氣熱水爐電接駁點	-	-	-	-	-	-	-	-
		Power connection point for Electric Water Heater 電熱水爐電接駁點	-	-	-	1	1	-	-	-
		Fused power connection point for Exhaust Fan 有菲士抽氣扇電接駁點	-	-	-	1	1	-	-	-
		Fused power connection point for Dehumidifier 有菲士抽濕機電接駁點	-	-	-	-	-	-	-	-
Bathroom 浴室	Equipment switch 設備開關		1	1	1	1	1	2	2	1
		Single socket outlet 單位電插座	1	1	1	1	1	1	1	1
		Fused power connection point for Gas Water Heater 有菲士煤氣熱水爐電接駁點	-	-	-	-	-	-	-	-
		Power connection point for Electric Water Heater 電熱水爐電接駁點	1	1	1	1	1	1	1	1
		Fused power connection point for Exhaust Fan 有菲士抽氣扇電接駁點	1	1	1	1	1	1	1	1
		Fused power connection point for Dehumidifier 有菲士抽濕機電接駁點	-	-	-	-	-	-	-	-
Store 儲物房	TV / FM connection point 電視 / 收音機天線接駁點		1	-	-	-	-	-	-	-
	Equipment switch 設備開關		1	-	-	-	-	-	-	-
	Twin socket outlet 雙位電插座		2	-	-	-	-	-	-	-
Study 書房	TV / FM connection point 電視 / 收音機天線接駁點		-	-	-	-	-	-	-	-
	Telephone connection point 電話接駁點		-	-	-	-	-	-	-	-
	Equipment switch 設備開關		-	-	1	-	-	-	-	-
	Twin socket outlet 雙位電插座		-	-	1	-	-	-	-	-
Flat Roof 平台	Outdoor single socket outlet 室外單位電插座		-	-	-	-	-	-	-	-
		Towngas Connection Point 煤氣接駁點	-	-	-	-	-	-	-	-

Note:  
The symbol "-" as shown in the above table denotes "Not applicable".

備註：  
上表內之“-”代表“不適用”。



# Fittings, Finishes and Appliances 裝置、裝修物料及設備

## Schedule of Mechanical and Electrical Provisions 機電裝置數量說明表

Tower 6A: 1/F

第6A座：1樓

Location 位置	Exposed Type 外露形	Non-exposed Type 非外露形	Apartment Units 單位					
			01	02	03	05	08	09
Living Room / Dining Room 客廳/飯廳	TV / FM connection point 電視 / 收音機天線接駁點		2	2	2	2	2	2
	Telephone connection point 電話接駁點		2	2	2	2	2	2
	Equipment switch 設備開關		1	1	1	1	1	1
	Twin socket outlet 雙位電插座		4	4	4	4	4	4
	Door Phone 門口對講機		1	1	1	1	1	1
Master Bedroom 主睡房	TV / FM connection point 電視 / 收音機天線接駁點		1	1	1	1	1	1
	Telephone connection point 電話接駁點		1	1	1	1	1	1
	Equipment switch 設備開關		1	1	1	1	1	1
	Twin socket outlet 雙位電插座		2	2	2	2	3	2
Bedroom 1 睡房1	TV / FM connection point 電視 / 收音機天線接駁點		1	1	1	1	-	1
	Telephone connection point 電話接駁點		1	1	1	1	-	1
	Equipment switch 設備開關		1	1	1	1	-	1
	Twin socket outlet 雙位電插座		2	2	2	2	-	2
Bedroom 2 睡房2	TV / FM connection point 電視 / 收音機天線接駁點		1	1	1	-	-	1
	Telephone connection point 電話接駁點		1	1	1	-	-	1
	Equipment switch 設備開關		1	1	1	-	-	1
	Twin socket outlet 雙位電插座		2	2	2	-	-	2
Kitchen / Open Kitchen 廚房/開放式廚房	Equipment switch 設備開關		1	1	1	1	1	1
	Twin socket outlet 雙位電插座		2	2	2	2	2	2
	Single socket outlet 單位電插座		-	-	1	-	-	-
	Single socket outlet for Refrigerator 單位電插座供雪櫃		1	1	1	1	1	1
	Single socket outlet for Washer / Dryer 單位電插座供洗衣 / 乾衣機		1	1	1	1	1	1
	Single socket outlet for Microwave Oven 單位電插座供微波爐		1	1	1	1	1	1
	Fused power connection point for Telescopic Hood 有菲士抽油煙機電接駁點		1	1	1	1	1	1
	Fused power connection point for Gas Hob 有菲士煤氣爐電接駁點		2	2	-	-	2	2
	Power connection point for Induction Hob 電磁爐電接駁點		-	-	1	1	-	-
	Single socket outlet for Wine Cellar 單位電插座供酒櫃		1	1	1	1	1	1
	Fused power connection point for Gas Water Heater 有菲士煤氣熱水爐電接駁點		1	-	-	-	-	1
	Power connection point for Electric Water Heater 電熱水爐電接駁點		-	1	1	1	1	-
Fused power connection point for Exhaust Fan 有菲士抽氣扇電接駁點		1	1	-	-	1	1	
Towngas Connection Point 煤氣接駁點		1	1	-	-	1	1	

Note:  
The symbol "-" as shown in the above table denotes "Not applicable".

備註：  
上表內之“-”代表“不適用”。

Schedule of Mechanical and Electrical Provisions  
機電裝置數量說明表

Tower 6A: 1/F

第6A座：1樓

Location 位置	Exposed Type 外露形	Non-exposed Type 非外露形	Apartment Units 單位					
			01	02	03	05	08	09
Master Bathroom 主浴室	Equipment switch 設備開關		1	1	1	-	-	1
		Single socket outlet 單位電插座	1	1	1	-	-	1
		Fused power connection point for Gas Water Heater 有菲士煤氣熱水爐電接駁點	1	-	-	-	-	1
		Power connection point for Electric Water Heater 電熱水爐電接駁點	-	1	1	-	-	-
		Fused power connection point for Exhaust Fan 有菲士抽氣扇電接駁點	1	1	1	-	-	1
		Fused power connection point for Dehumidifier 有菲士抽濕機電接駁點	-	-	-	-	-	-
Bathroom 浴室	Equipment switch 設備開關		1	1	1	1	1	1
		Single socket outlet 單位電插座	1	1	1	1	1	1
		Fused power connection point for Gas Water Heater 有菲士煤氣熱水爐電接駁點	-	-	-	-	-	-
		Power connection point for Electric Water Heater 電熱水爐電接駁點	-	1	1	1	1	-
		Fused power connection point for Exhaust Fan 有菲士抽氣扇電接駁點	1	1	1	1	1	1
		Fused power connection point for Dehumidifier 有菲士抽濕機電接駁點	-	-	-	-	-	-
Store 儲物房	TV / FM connection point 電視 / 收音機天線接駁點		-	-	-	-	-	-
	Equipment switch 設備開關		-	-	-	-	-	-
	Twin socket outlet 雙位電插座		-	-	-	-	-	-
Study 書房	TV / FM connection point 電視 / 收音機天線接駁點		-	-	-	-	-	-
	Telephone connection point 電話接駁點		-	-	-	-	-	-
	Equipment switch 設備開關		-	-	-	-	-	-
	Twin socket outlet 雙位電插座		-	-	-	-	-	-
Flat Roof 平台	Outdoor single socket outlet 室外單位電插座		2	-	1	1	-	-
		Towngas Connection Point 煤氣接駁點	-	-	-	-	-	-

Note:  
The symbol "-" as shown in the above table denotes "Not applicable".

備註：  
上表內之“-”代表“不適用”。

# Fittings, Finishes and Appliances 裝置、裝修物料及設備

## Schedule of Mechanical and Electrical Provisions 機電裝置數量說明表

Tower 6A: 2/F

第6A座：2樓

Location 位置	Exposed Type 外露形	Non-exposed Type 非外露形	Apartment Units 單位							
			01	02	03	05	06	07	08	09
Living Room / Dining Room 客廳/飯廳	TV / FM connection point 電視 / 收音機天線接駁點		2	2	2	2	2	2	2	2
	Telephone connection point 電話接駁點		2	2	2	2	2	2	2	2
	Equipment switch 設備開關		1	1	1	1	1	1	1	1
	Twin socket outlet 雙位電插座		4	4	4	4	4	4	4	4
	Door Phone 門口對講機		1	1	1	1	1	1	1	1
Master Bedroom 主睡房	TV / FM connection point 電視 / 收音機天線接駁點		1	1	1	1	1	1	1	1
	Telephone connection point 電話接駁點		1	1	1	1	1	1	1	1
	Equipment switch 設備開關		1	1	1	1	1	1	1	1
	Twin socket outlet 雙位電插座		2	2	2	2	2	2	3	2
Bedroom 1 睡房1	TV / FM connection point 電視 / 收音機天線接駁點		1	1	1	1	1	1	-	1
	Telephone connection point 電話接駁點		1	1	1	1	1	1	-	1
	Equipment switch 設備開關		1	1	1	1	1	1	-	1
	Twin socket outlet 雙位電插座		2	2	2	2	2	2	-	2
Bedroom 2 睡房2	TV / FM connection point 電視 / 收音機天線接駁點		1	1	1	-	-	-	-	1
	Telephone connection point 電話接駁點		1	1	1	-	-	-	-	1
	Equipment switch 設備開關		1	1	1	-	-	-	-	1
	Twin socket outlet 雙位電插座		2	2	2	-	-	-	-	2
Kitchen / Open Kitchen 廚房/開放式廚房	Equipment switch 設備開關		1	1	1	1	1	1	1	1
	Twin socket outlet 雙位電插座		2	2	2	2	2	2	2	2
	Single socket outlet 單位電插座		-	-	1	-	1	1	-	-
	Single socket outlet for Refrigerator 單位電插座供雪櫃		1	1	1	1	1	1	1	1
	Single socket outlet for Washer / Dryer 單位電插座供洗衣 / 乾衣機		1	1	1	1	1	1	1	1
	Single socket outlet for Microwave Oven 單位電插座供微波爐		1	1	1	1	1	1	1	1
	Fused power connection point for Telescopic Hood 有菲士抽油煙機電接駁點		1	1	1	1	1	1	1	1
	Fused power connection point for Gas Hob 有菲士煤氣爐電接駁點		2	2	-	-	-	-	2	2
	Power connection point for Induction Hob 電磁爐電接駁點		-	-	1	1	1	1	-	-
	Single socket outlet for Wine Cellar 單位電插座供酒櫃		1	1	1	1	1	1	1	1
	Fused power connection point for Gas Water Heater 有菲士煤氣熱水爐電接駁點		1	-	-	-	-	-	-	1
	Power connection point for Electric Water Heater 電熱水爐電接駁點		-	1	1	1	1	1	1	-
Fused power connection point for Exhaust Fan 有菲士抽氣扇電接駁點		1	1	-	-	-	-	1	1	
Towngas Connection Point 煤氣接駁點		1	1	-	-	-	-	1	1	

Note:  
The symbol "-" as shown in the above table denotes "Not applicable".

備註：  
上表內之“-”代表“不適用”。

Schedule of Mechanical and Electrical Provisions  
機電裝置數量說明表

Tower 6A: 2/F

第6A座：2樓

Location 位置	Exposed Type 外露形	Non-exposed Type 非外露形	Apartment Units 單位							
			01	02	03	05	06	07	08	09
Master Bathroom 主浴室	Equipment switch 設備開關		1	1	1	-	-	-	-	1
		Single socket outlet 單位電插座	1	1	1	-	-	-	-	1
		Fused power connection point for Gas Water Heater 有菲士煤氣熱水爐電接駁點	1	-	-	-	-	-	-	1
		Power connection point for Electric Water Heater 電熱水爐電接駁點	-	1	1	-	-	-	-	-
		Fused power connection point for Exhaust Fan 有菲士抽氣扇電接駁點	1	1	1	-	-	-	-	1
		Fused power connection point for Dehumidifier 有菲士抽濕機電接駁點	-	-	-	-	-	-	-	-
Bathroom 浴室	Equipment switch 設備開關		1	1	1	1	1	1	1	1
		Single socket outlet 單位電插座	1	1	1	1	1	1	1	1
		Fused power connection point for Gas Water Heater 有菲士煤氣熱水爐電接駁點	-	-	-	-	-	-	-	-
		Power connection point for Electric Water Heater 電熱水爐電接駁點	-	1	1	1	1	1	1	-
		Fused power connection point for Exhaust Fan 有菲士抽氣扇電接駁點	1	1	1	1	1	1	1	1
		Fused power connection point for Dehumidifier 有菲士抽濕機電接駁點	-	-	-	-	-	-	-	-
Store 儲物房	TV / FM connection point 電視 / 收音機天線接駁點		-	-	-	-	1	1	-	-
	Equipment switch 設備開關		-	-	-	-	1	1	-	-
	Twin socket outlet 雙位電插座		-	-	-	-	2	2	-	-
Study 書房	TV / FM connection point 電視 / 收音機天線接駁點		-	-	-	-	-	-	-	-
	Telephone connection point 電話接駁點		-	-	-	-	-	-	-	-
	Equipment switch 設備開關		-	-	-	-	-	-	-	-
	Twin socket outlet 雙位電插座		-	-	-	-	-	-	-	-

Note:  
The symbol "-" as shown in the above table denotes "Not applicable".

備註：  
上表內之“-”代表“不適用”。

# Fittings, Finishes and Appliances 裝置、裝修物料及設備

## Schedule of Mechanical and Electrical Provisions 機電裝置數量說明表

Tower 6A: 3/F, 5/F - 12/F, 15/F - 23/F and 25/F - 29/F

第6A座：3樓、5樓至12樓、15樓至23樓及25樓至29樓

Location 位置	Exposed Type 外露形	Non-exposed Type 非外露形	Apartment Units 單位								
			01	02	03	05	06	07	08	09	
Living Room / Dining Room 客廳/飯廳	TV / FM connection point 電視 / 收音機天線接駁點		2	2	2	2	2	2	2	2	
	Telephone connection point 電話接駁點		2	2	2	2	2	2	2	2	
	Equipment switch 設備開關		1	1	1	1	1	1	1	1	
	Twin socket outlet 雙位電插座		4	4	4	4	4	4	4	4	
	Door Phone 門口對講機		1	1	1	1	1	1	1	1	
Master Bedroom 主睡房	TV / FM connection point 電視 / 收音機天線接駁點		1	1	1	1	1	1	1	1	
	Telephone connection point 電話接駁點		1	1	1	1	1	1	1	1	
	Equipment switch 設備開關		1	1	1	1	1	1	1	1	
	Twin socket outlet 雙位電插座		2	2	2	2	2	2	2	2	
Bedroom 1 睡房1	TV / FM connection point 電視 / 收音機天線接駁點		1	1	1	1	1	1	1	1	
	Telephone connection point 電話接駁點		1	1	1	1	1	1	1	1	
	Equipment switch 設備開關		1	1	1	1	1	1	1	1	
	Twin socket outlet 雙位電插座		2	2	2	2	2	2	2	2	
Bedroom 2 睡房2	TV / FM connection point 電視 / 收音機天線接駁點		1	1	1	-	-	-	1	1	
	Telephone connection point 電話接駁點		1	1	1	-	-	-	1	1	
	Equipment switch 設備開關		1	1	1	-	-	-	1	1	
	Twin socket outlet 雙位電插座		2	2	2	-	-	-	2	2	
Kitchen / Open Kitchen 廚房/開放式廚房	Equipment switch 設備開關		1	1	1	1	1	1	1	1	
	Twin socket outlet 雙位電插座		2	2	2	2	2	2	2	2	
	Single socket outlet 單位電插座		-	-	1	-	1	1	-	-	
	Single socket outlet for Refrigerator 單位電插座供雪櫃		1	1	1	1	1	1	1	1	
	Single socket outlet for Washer / Dryer 單位電插座供洗衣 / 乾衣機		1	1	1	1	1	1	1	1	
	Single socket outlet for Microwave Oven 單位電插座供微波爐		1	1	1	1	1	1	1	1	
	Fused power connection point for Telescopic Hood 有菲士抽油煙機電接駁點		1	1	1	1	1	1	1	1	
	Fused power connection point for Gas Hob 有菲士煤氣爐電接駁點		2	2	-	-	-	-	2	2	
	Power connection point for Induction Hob 電磁爐電接駁點		-	-	1	1	1	1	-	-	
	Single socket outlet for Wine Cellar 單位電插座供酒櫃		1	1	1	1	1	1	1	1	
	Fused power connection point for Gas Water Heater 有菲士煤氣熱水爐電接駁點		1	-	-	-	-	-	-	1	
	Power connection point for Electric Water Heater 電熱水爐電接駁點		-	1	1	1	1	1	1	-	
Fused power connection point for Exhaust Fan 有菲士抽氣扇電接駁點		1	1	-	-	-	-	1	1		
Towngas Connection Point 煤氣接駁點		1	1	-	-	-	-	1	1		

Note:  
The symbol "-" as shown in the above table denotes "Not applicable".

備註：  
上表內之“-”代表“不適用”。

Schedule of Mechanical and Electrical Provisions  
機電裝置數量說明表

Tower 6A: 3/F, 5/F - 12/F, 15/F - 23/F and 25/F - 29/F

第6A座：3樓、5樓至12樓、15樓至23樓及25樓至29樓

Location 位置	Exposed Type 外露形	Non-exposed Type 非外露形	Apartment Units 單位							
			01	02	03	05	06	07	08	09
Master Bathroom 主浴室	Equipment switch 設備開關		1	1	1	-	-	-	1	1
		Single socket outlet 單位電插座	1	1	1	-	-	-	1	1
		Fused power connection point for Gas Water Heater 有菲士煤氣熱水爐電接駁點	1	-	-	-	-	-	-	1
		Power connection point for Electric Water Heater 電熱水爐電接駁點	-	1	1	-	-	-	1	-
		Fused power connection point for Exhaust Fan 有菲士抽氣扇電接駁點	1	1	1	-	-	-	1	1
		Fused power connection point for Dehumidifier 有菲士抽濕機電接駁點	-	-	-	-	-	-	-	-
Bathroom 浴室	Equipment switch 設備開關		1	1	1	1	1	1	1	1
		Single socket outlet 單位電插座	1	1	1	1	1	1	1	1
		Fused power connection point for Gas Water Heater 有菲士煤氣熱水爐電接駁點	-	-	-	-	-	-	-	-
		Power connection point for Electric Water Heater 電熱水爐電接駁點	-	1	1	1	1	1	1	-
		Fused power connection point for Exhaust Fan 有菲士抽氣扇電接駁點	1	1	1	1	1	1	1	1
		Fused power connection point for Dehumidifier 有菲士抽濕機電接駁點	-	-	-	-	-	-	-	-
Store 儲物房	TV / FM connection point 電視 / 收音機天線接駁點		-	-	-	-	1	1	-	-
	Equipment switch 設備開關		-	-	-	-	1	1	-	-
	Twin socket outlet 雙位電插座		-	-	-	-	2	2	-	-
Study 書房	TV / FM connection point 電視 / 收音機天線接駁點		-	-	-	-	-	-	-	-
	Telephone connection point 電話接駁點		-	-	-	-	-	-	-	-
	Equipment switch 設備開關		-	-	-	-	-	-	-	-
	Twin socket outlet 雙位電插座		-	-	-	-	-	-	-	-

Note:  
The symbol " - " as shown in the above table denotes "Not applicable".

備註：  
上表內之“-”代表“不適用”。

# Fittings, Finishes and Appliances 裝置、裝修物料及設備

## Schedule of Mechanical and Electrical Provisions 機電裝置數量說明表

Tower 6A: 30/F

第6A座：30樓

Location 位置	Exposed Type 外露形	Non-exposed Type 非外露形	Apartment Units 單位					
			01	03	05	06	07	08
Living Room / Dining Room 客廳/飯廳	TV / FM connection point 電視 / 收音機天線接駁點		2	2	2	2	2	2
	Telephone connection point 電話接駁點		2	2	2	2	2	2
	Equipment switch 設備開關		2	1	1	1	1	2
	Twin socket outlet 雙位電插座		4	4	4	4	4	4
	Door Phone 門口對講機		1	1	1	1	1	1
Master Bedroom 主睡房	TV / FM connection point 電視 / 收音機天線接駁點		1	1	1	1	1	1
	Telephone connection point 電話接駁點		1	1	1	1	1	1
	Equipment switch 設備開關		1	1	1	1	1	1
	Twin socket outlet 雙位電插座		2	2	2	2	2	2
Bedroom 1 睡房1	TV / FM connection point 電視 / 收音機天線接駁點		1	1	1	1	1	1
	Telephone connection point 電話接駁點		1	1	1	1	1	1
	Equipment switch 設備開關		1	1	1	1	1	1
	Twin socket outlet 雙位電插座		2	2	2	2	2	2
Bedroom 2 睡房2	TV / FM connection point 電視 / 收音機天線接駁點		1	1	-	-	-	1
	Telephone connection point 電話接駁點		1	1	-	-	-	1
	Equipment switch 設備開關		1	1	-	-	-	1
	Twin socket outlet 雙位電插座		2	2	-	-	-	2
Kitchen / Open Kitchen 廚房/開放式廚房	Equipment switch 設備開關		1	1	1	1	1	1
	Twin socket outlet 雙位電插座		2	2	2	2	2	2
	Single socket outlet 單位電插座		-	1	-	1	1	-
	Single socket outlet for Refrigerator 單位電插座供雪櫃		1	1	1	1	1	1
	Single socket outlet for Washer / Dryer 單位電插座供洗衣 / 乾衣機		1	1	1	1	1	1
	Single socket outlet for Microwave Oven 單位電插座供微波爐		1	1	1	1	1	1
	Fused power connection point for Telescopic Hood 有菲士抽油煙機電接駁點		1	1	1	1	1	1
	Fused power connection point for Gas Hob 有菲士煤氣爐電接駁點		2	-	-	-	-	2
	Power connection point for Induction Hob 電磁爐電接駁點		-	1	1	1	1	-
	Single socket outlet for Wine Cellar 單位電插座供酒櫃		1	1	1	1	1	1
	Fused power connection point for Gas Water Heater 有菲士煤氣熱水爐電接駁點		-	-	-	-	-	-
	Power connection point for Electric Water Heater 電熱水爐電接駁點		1	1	1	1	1	1
Fused power connection point for Exhaust Fan 有菲士抽氣扇電接駁點		1	-	-	-	-	1	
Towngas Connection Point 煤氣接駁點		1	-	-	-	-	1	

Note:  
The symbol "-" as shown in the above table denotes "Not applicable".

備註：  
上表內之“-”代表“不適用”。

Schedule of Mechanical and Electrical Provisions  
機電裝置數量說明表

Tower 6A: 30/F

第6A座：30樓

Location 位置	Exposed Type 外露形	Non-exposed Type 非外露形	Apartment Units 單位					
			01	03	05	06	07	08
Master Bathroom 主浴室	Equipment switch 設備開關		1	1	-	-	-	1
		Single socket outlet 單位電插座	1	1	-	-	-	1
		Fused power connection point for Gas Water Heater 有菲士煤氣熱水爐電接駁點	-	-	-	-	-	-
		Power connection point for Electric Water Heater 電熱水爐電接駁點	1	1	-	-	-	1
		Fused power connection point for Exhaust Fan 有菲士抽氣扇電接駁點	1	1	-	-	-	1
		Fused power connection point for Dehumidifier 有菲士抽濕機電接駁點	-	-	-	-	-	-
Bathroom 浴室	Equipment switch 設備開關		1	1	1	1	1	1
		Single socket outlet 單位電插座	1	1	1	1	1	1
		Fused power connection point for Gas Water Heater 有菲士煤氣熱水爐電接駁點	-	-	-	-	-	-
		Power connection point for Electric Water Heater 電熱水爐電接駁點	1	1	1	1	1	1
		Fused power connection point for Exhaust Fan 有菲士抽氣扇電接駁點	1	1	1	1	1	1
		Fused power connection point for Dehumidifier 有菲士抽濕機電接駁點	1	-	-	-	-	1
Store 儲物房	TV / FM connection point 電視 / 收音機天線接駁點		-	-	-	1	1	-
	Equipment switch 設備開關		-	-	-	1	1	-
	Twin socket outlet 雙位電插座		-	-	-	2	2	-
Study 書房	TV / FM connection point 電視 / 收音機天線接駁點		-	-	-	-	-	-
	Telephone connection point 電話接駁點		-	-	-	-	-	-
	Equipment switch 設備開關		-	-	-	-	-	-
	Twin socket outlet 雙位電插座		-	-	-	-	-	-
Flat Roof 平台	Outdoor single socket outlet 室外單位電插座		1	-	-	-	-	1
		Towngas Connection Point 煤氣接駁點	-	-	-	-	-	-

Note:  
The symbol "-" as shown in the above table denotes "Not applicable".

備註：  
上表內之“-”代表“不適用”。



# Fittings, Finishes and Appliances 裝置、裝修物料及設備

## Schedule of Mechanical and Electrical Provisions 機電裝置數量說明表

Tower 6B: 1/F

第6B座：1樓

Location 位置	Exposed Type 外露形	Non-exposed Type 非外露形	Apartment Units 單位						
			01	02	03	07	08	09	10
Living Room / Dining Room 客廳/飯廳	TV / FM connection point 電視 / 收音機天線接駁點		2	2	2	2	2	2	2
	Telephone connection point 電話接駁點		2	2	2	2	2	2	2
	Equipment switch 設備開關		1	1	1	1	1	1	1
	Twin socket outlet 雙位電插座		4	4	4	4	4	4	4
	Door Phone 門口對講機		1	1	1	1	1	1	1
Master Bedroom 主睡房	TV / FM connection point 電視 / 收音機天線接駁點		1	1	1	1	1	1	1
	Telephone connection point 電話接駁點		1	1	1	1	1	1	1
	Equipment switch 設備開關		1	1	1	1	1	1	1
	Twin socket outlet 雙位電插座		2	2	2	2	2	2	2
Bedroom 1 睡房1	TV / FM connection point 電視 / 收音機天線接駁點		1	1	1	1	1	1	1
	Telephone connection point 電話接駁點		1	1	1	1	1	1	1
	Equipment switch 設備開關		1	1	1	1	1	1	1
	Twin socket outlet 雙位電插座		2	2	2	2	2	2	2
Bedroom 2 睡房2	TV / FM connection point 電視 / 收音機天線接駁點		-	-	-	1	-	-	-
	Telephone connection point 電話接駁點		-	-	-	1	-	-	-
	Equipment switch 設備開關		-	-	-	1	-	-	-
	Twin socket outlet 雙位電插座		-	-	-	2	-	-	-
Kitchen / Open Kitchen 廚房/開放式廚房	Equipment switch 設備開關		1	1	1	1	1	1	1
	Twin socket outlet 雙位電插座		2	2	2	2	2	2	2
	Single socket outlet 單位電插座		-	1	-	-	1	1	-
	Single socket outlet for Refrigerator 單位電插座供雪櫃		1	1	1	1	1	1	1
	Single socket outlet for Washer / Dryer 單位電插座供洗衣 / 乾衣機		1	1	1	1	1	1	1
	Single socket outlet for Microwave Oven 單位電插座供微波爐		1	1	1	1	1	1	1
	Fused power connection point for Telescopic Hood 有菲士抽油煙機電接駁點		1	1	1	1	1	1	1
	Fused power connection point for Gas Hob 有菲士煤氣爐電接駁點		-	-	-	2	-	-	-
	Power connection point for Induction Hob 電磁爐電接駁點		1	1	1	-	1	1	1
	Single socket outlet for Wine Cellar 單位電插座供酒櫃		1	1	1	1	1	1	1
	Fused power connection point for Gas Water Heater 有菲士煤氣熱水爐電接駁點		-	-	-	1	-	-	-
	Power connection point for Electric Water Heater 電熱水爐電接駁點		1	1	1	-	1	1	1
Fused power connection point for Exhaust Fan 有菲士抽氣扇電接駁點		-	-	-	1	-	-	-	
Towngas Connection Point 煤氣接駁點		-	-	-	1	-	-	-	

Note:  
The symbol "-" as shown in the above table denotes "Not applicable".

備註：  
上表內之“-”代表“不適用”。

Schedule of Mechanical and Electrical Provisions  
機電裝置數量說明表

Tower 6B: 1/F

第6B座：1樓

Location 位置	Exposed Type 外露形	Non-exposed Type 非外露形	Apartment Units 單位						
			01	02	03	07	08	09	10
Master Bathroom 主浴室	Equipment switch 設備開關		1	-	-	1	1	1	-
		Single socket outlet 單位電插座	1	-	-	1	1	1	-
		Fused power connection point for Gas Water Heater 有菲士煤氣熱水爐電接駁點	-	-	-	1	-	-	-
		Power connection point for Electric Water Heater 電熱水爐電接駁點	1	-	-	-	1	1	-
		Fused power connection point for Exhaust Fan 有菲士抽氣扇電接駁點	1	-	-	1	1	1	-
		Fused power connection point for Dehumidifier 有菲士抽濕機電接駁點	-	-	-	-	-	-	-
Bathroom 浴室	Equipment switch 設備開關		1	1	1	1	1	1	1
		Single socket outlet 單位電插座	1	1	1	1	1	1	1
		Fused power connection point for Gas Water Heater 有菲士煤氣熱水爐電接駁點	-	-	-	-	-	-	-
		Power connection point for Electric Water Heater 電熱水爐電接駁點	1	1	1	-	1	1	1
		Fused power connection point for Exhaust Fan 有菲士抽氣扇電接駁點	1	1	1	1	1	1	1
		Fused power connection point for Dehumidifier 有菲士抽濕機電接駁點	-	-	-	-	-	-	-
Store 儲物房	TV / FM connection point 電視 / 收音機天線接駁點		-	1	-	-	-	-	-
	Equipment switch 設備開關		-	1	-	-	-	-	-
	Twin socket outlet 雙位電插座		-	2	-	-	-	-	-
Study 書房	TV / FM connection point 電視 / 收音機天線接駁點		-	-	-	-	-	-	-
	Telephone connection point 電話接駁點		-	-	-	-	-	-	-
	Equipment switch 設備開關		-	-	-	-	-	-	-
	Twin socket outlet 雙位電插座		-	-	-	-	-	-	-
Flat Roof 平台	Outdoor single socket outlet 室外單位電插座		1	1	2	-	-	-	2
		Towngas Connection Point 煤氣接駁點	-	-	-	-	-	-	-

Note:  
The symbol "-" as shown in the above table denotes "Not applicable".

備註：  
上表內之“-”代表“不適用”。

# Fittings, Finishes and Appliances 裝置、裝修物料及設備

## Schedule of Mechanical and Electrical Provisions 機電裝置數量說明表

Tower 6B: 2/F

第6B座：2樓

Location 位置	Exposed Type 外露形	Non-exposed Type 非外露形	Apartment Units 單位							
			01	02	03	05	07	08	09	10
Living Room / Dining Room 客廳/飯廳	TV / FM connection point 電視 / 收音機天線接駁點		2	2	2	2	2	2	2	2
	Telephone connection point 電話接駁點		2	2	2	2	2	2	2	2
	Equipment switch 設備開關		1	1	1	1	1	1	1	1
	Twin socket outlet 雙位電插座		4	4	4	4	4	4	4	4
	Door Phone 門口對講機		1	1	1	1	1	1	1	1
Master Bedroom 主睡房	TV / FM connection point 電視 / 收音機天線接駁點		1	1	1	1	1	1	1	1
	Telephone connection point 電話接駁點		1	1	1	1	1	1	1	1
	Equipment switch 設備開關		1	1	1	1	1	1	1	1
	Twin socket outlet 雙位電插座		2	2	2	2	2	2	2	2
Bedroom 1 睡房1	TV / FM connection point 電視 / 收音機天線接駁點		1	1	1	-	1	1	1	1
	Telephone connection point 電話接駁點		1	1	1	-	1	1	1	1
	Equipment switch 設備開關		1	1	1	-	1	1	1	1
	Twin socket outlet 雙位電插座		2	2	2	-	2	2	2	2
Bedroom 2 睡房2	TV / FM connection point 電視 / 收音機天線接駁點		-	-	-	-	1	-	-	-
	Telephone connection point 電話接駁點		-	-	-	-	1	-	-	-
	Equipment switch 設備開關		-	-	-	-	1	-	-	-
	Twin socket outlet 雙位電插座		-	-	-	-	2	-	-	-
Kitchen / Open Kitchen 廚房/開放式廚房	Equipment switch 設備開關		1	1	1	1	1	1	1	1
	Twin socket outlet 雙位電插座		2	2	2	2	2	2	2	2
	Single socket outlet 單位電插座		-	1	-	-	-	1	1	-
	Single socket outlet for Refrigerator 單位電插座供雪櫃		1	1	1	1	1	1	1	1
	Single socket outlet for Washer / Dryer 單位電插座供洗衣 / 乾衣機		1	1	1	1	1	1	1	1
	Single socket outlet for Microwave Oven 單位電插座供微波爐		1	1	1	1	1	1	1	1
	Fused power connection point for Telescopic Hood 有菲士抽油煙機電接駁點		1	1	1	1	1	1	1	1
	Fused power connection point for Gas Hob 有菲士煤氣爐電接駁點		-	-	-	-	2	-	-	-
	Power connection point for Induction Hob 電磁爐電接駁點		1	1	1	1	-	1	1	1
	Single socket outlet for Wine Cellar 單位電插座供酒櫃		1	1	1	1	1	1	1	1
	Fused power connection point for Gas Water Heater 有菲士煤氣熱水爐電接駁點		-	-	-	-	1	-	-	-
	Power connection point for Electric Water Heater 電熱水爐電接駁點		1	1	1	1	-	1	1	1
Fused power connection point for Exhaust Fan 有菲士抽氣扇電接駁點		-	-	-	-	1	-	-	-	
Towngas Connection Point 煤氣接駁點		-	-	-	-	1	-	-	-	

Note:  
The symbol "-" as shown in the above table denotes "Not applicable".

備註：  
上表內之“-”代表“不適用”。

Schedule of Mechanical and Electrical Provisions  
機電裝置數量說明表

Tower 6B: 2/F

第6B座：2樓

Location 位置	Exposed Type 外露形	Non-exposed Type 非外露形	Apartment Units 單位							
			01	02	03	05	07	08	09	10
Master Bathroom 主浴室	Equipment switch 設備開關		1	-	-	-	1	1	1	-
		Single socket outlet 單位電插座	1	-	-	-	1	1	1	-
		Fused power connection point for Gas Water Heater 有菲士煤氣熱水爐電接駁點	-	-	-	-	1	-	-	-
		Power connection point for Electric Water Heater 電熱水爐電接駁點	1	-	-	-	-	1	1	-
		Fused power connection point for Exhaust Fan 有菲士抽氣扇電接駁點	1	-	-	-	1	1	1	-
		Fused power connection point for Dehumidifier 有菲士抽濕機電接駁點	-	-	-	-	-	-	-	-
Bathroom 浴室	Equipment switch 設備開關		1	1	1	1	1	1	1	1
		Single socket outlet 單位電插座	1	1	1	1	1	1	1	1
		Fused power connection point for Gas Water Heater 有菲士煤氣熱水爐電接駁點	-	-	-	-	-	-	-	-
		Power connection point for Electric Water Heater 電熱水爐電接駁點	1	1	1	1	-	1	1	1
		Fused power connection point for Exhaust Fan 有菲士抽氣扇電接駁點	1	1	1	1	1	1	1	1
		Fused power connection point for Dehumidifier 有菲士抽濕機電接駁點	-	-	-	-	-	-	-	-
Store 儲物房	TV / FM connection point 電視 / 收音機天線接駁點		-	1	-	-	-	-	-	-
	Equipment switch 設備開關		-	1	-	-	-	-	-	-
	Twin socket outlet 雙位電插座		-	2	-	-	-	-	-	-
Study 書房	TV / FM connection point 電視 / 收音機天線接駁點		-	-	-	-	-	-	-	-
	Telephone connection point 電話接駁點		-	-	-	-	-	-	-	-
	Equipment switch 設備開關		-	-	-	1	-	-	-	-
	Twin socket outlet 雙位電插座		-	-	-	1	-	-	-	-

Note:  
The symbol "-" as shown in the above table denotes "Not applicable".

備註：  
上表內之“-”代表“不適用”。

# Fittings, Finishes and Appliances 裝置、裝修物料及設備

## Schedule of Mechanical and Electrical Provisions 機電裝置數量說明表

Tower 6B: 3/F, 5/F - 12/F, 15/F - 23/F and 25/F - 29/F

第6B座：3樓、5樓至12樓、15樓至23樓及25樓至29樓

Location 位置	Exposed Type 外露形	Non-exposed Type 非外露形	Apartment Units 單位										
			01	02	03	05	06	07	08	09	10		
Living Room / Dining Room 客廳/飯廳	TV / FM connection point 電視 / 收音機天線接駁點		2	2	2	2	2	2	2	2	2	2	2
	Telephone connection point 電話接駁點		2	2	2	2	2	2	2	2	2	2	2
	Equipment switch 設備開關		1	1	1	1	1	1	1	1	1	1	1
	Twin socket outlet 雙位電插座		4	4	4	4	4	4	4	4	4	4	4
	Door Phone 門口對講機		1	1	1	1	1	1	1	1	1	1	1
Master Bedroom 主睡房	TV / FM connection point 電視 / 收音機天線接駁點		1	1	1	1	1	1	1	1	1	1	1
	Telephone connection point 電話接駁點		1	1	1	1	1	1	1	1	1	1	1
	Equipment switch 設備開關		1	1	1	1	1	1	1	1	1	1	1
	Twin socket outlet 雙位電插座		2	2	2	2	2	2	2	2	2	2	2
Bedroom 1 睡房1	TV / FM connection point 電視 / 收音機天線接駁點		1	1	1	-	1	1	1	1	1	1	1
	Telephone connection point 電話接駁點		1	1	1	-	1	1	1	1	1	1	1
	Equipment switch 設備開關		1	1	1	-	1	1	1	1	1	1	1
	Twin socket outlet 雙位電插座		2	2	2	-	2	2	2	2	2	2	2
Bedroom 2 睡房2	TV / FM connection point 電視 / 收音機天線接駁點		-	-	-	-	-	1	-	-	-	-	-
	Telephone connection point 電話接駁點		-	-	-	-	-	1	-	-	-	-	-
	Equipment switch 設備開關		-	-	-	-	-	1	-	-	-	-	-
	Twin socket outlet 雙位電插座		-	-	-	-	-	2	-	-	-	-	-
Kitchen / Open Kitchen 廚房/開放式廚房	Equipment switch 設備開關		1	1	1	1	1	1	1	1	1	1	1
	Twin socket outlet 雙位電插座		2	2	2	2	2	2	2	2	2	2	2
	Single socket outlet 單位電插座		-	1	-	-	-	-	1	1	-	-	-
	Single socket outlet for Refrigerator 單位電插座供雪櫃		1	1	1	1	1	1	1	1	1	1	1
	Single socket outlet for Washer / Dryer 單位電插座供洗衣 / 乾衣機		1	1	1	1	1	1	1	1	1	1	1
	Single socket outlet for Microwave Oven 單位電插座供微波爐		1	1	1	1	1	1	1	1	1	1	1
	Fused power connection point for Telescopic Hood 有菲士抽油煙機電接駁點		1	1	1	1	1	1	1	1	1	1	1
	Fused power connection point for Gas Hob 有菲士煤氣爐電接駁點		-	-	-	-	-	2	-	-	-	-	-
	Power connection point for Induction Hob 電磁爐電接駁點		1	1	1	1	1	-	1	1	1	1	1
	Single socket outlet for Wine Cellar 單位電插座供酒櫃		1	1	1	1	1	1	1	1	1	1	1
	Fused power connection point for Gas Water Heater 有菲士煤氣熱水爐電接駁點		-	-	-	-	-	1	-	-	-	-	-
	Power connection point for Electric Water Heater 電熱水爐電接駁點		1	1	1	1	1	-	1	1	1	1	1
	Fused power connection point for Exhaust Fan 有菲士抽氣扇電接駁點		-	-	-	-	-	1	-	-	-	-	-
Towngas Connection Point 煤氣接駁點		-	-	-	-	-	1	-	-	-	-	-	

Note:  
The symbol "-" as shown in the above table denotes "Not applicable".

備註：  
上表內之“-”代表“不適用”。

Schedule of Mechanical and Electrical Provisions  
機電裝置數量說明表

Tower 6B: 3/F, 5/F - 12/F, 15/F - 23/F and 25/F - 29/F

第6B座：3樓、5樓至12樓、15樓至23樓及25樓至29樓

Location 位置	Exposed Type 外露形	Non-exposed Type 非外露形	Apartment Units 單位									
			01	02	03	05	06	07	08	09	10	
Master Bathroom 主浴室	Equipment switch 設備開關		1	-	-	-	1	1	1	1	-	
		Single socket outlet 單位電插座	1	-	-	-	1	1	1	1	-	
		Fused power connection point for Gas Water Heater 有菲士煤氣熱水爐電接駁點	-	-	-	-	-	1	-	-	-	
		Power connection point for Electric Water Heater 電熱水爐電接駁點	1	-	-	-	1	-	1	1	-	
		Fused power connection point for Exhaust Fan 有菲士抽氣扇電接駁點	1	-	-	-	1	1	1	1	-	
		Fused power connection point for Dehumidifier 有菲士抽濕機電接駁點	-	-	-	-	-	-	-	-	-	
Bathroom 浴室	Equipment switch 設備開關		1	1	1	1	1	1	1	1	1	
		Single socket outlet 單位電插座	1	1	1	1	1	1	1	1	1	
		Fused power connection point for Gas Water Heater 有菲士煤氣熱水爐電接駁點	-	-	-	-	-	-	-	-	-	
		Power connection point for Electric Water Heater 電熱水爐電接駁點	1	1	1	1	1	-	1	1	1	
		Fused power connection point for Exhaust Fan 有菲士抽氣扇電接駁點	1	1	1	1	1	1	1	1	1	
		Fused power connection point for Dehumidifier 有菲士抽濕機電接駁點	-	-	-	-	-	-	-	-	-	
Store 儲物房	TV / FM connection point 電視 / 收音機天線接駁點		-	1	-	-	-	-	-	-	-	
	Equipment switch 設備開關		-	1	-	-	-	-	-	-	-	
	Twin socket outlet 雙位電插座		-	2	-	-	-	-	-	-	-	
Study 書房	TV / FM connection point 電視 / 收音機天線接駁點		-	-	-	-	-	-	-	-	-	
	Telephone connection point 電話接駁點		-	-	-	-	-	-	-	-	-	
	Equipment switch 設備開關		-	-	-	1	-	-	-	-	-	
	Twin socket outlet 雙位電插座		-	-	-	1	-	-	-	-	-	

Note:  
The symbol "-" as shown in the above table denotes "Not applicable".

備註：  
上表內之“-”代表“不適用”。

# Fittings, Finishes and Appliances 裝置、裝修物料及設備

## Schedule of Mechanical and Electrical Provisions 機電裝置數量說明表

Tower 6B: 30/F

第6B座：30樓

Location 位置	Exposed Type 外露形	Non-exposed Type 非外露形	Apartment Units 單位							
			01	02	03	05	06	08	09	10
Living Room / Dining Room 客廳/飯廳	TV / FM connection point 電視 / 收音機天線接駁點		2	2	2	2	2	2	2	2
	Telephone connection point 電話接駁點		2	2	2	2	2	2	2	2
	Equipment switch 設備開關		1	1	1	1	1	2	1	1
	Twin socket outlet 雙位電插座		4	4	4	4	4	4	4	4
	Door Phone 門口對講機		1	1	1	1	1	1	1	1
Master Bedroom 主睡房	TV / FM connection point 電視 / 收音機天線接駁點		1	1	1	1	1	1	1	1
	Telephone connection point 電話接駁點		1	1	1	1	1	1	1	1
	Equipment switch 設備開關		1	1	1	1	1	1	1	1
	Twin socket outlet 雙位電插座		2	2	2	2	2	2	2	2
Bedroom 1 睡房1	TV / FM connection point 電視 / 收音機天線接駁點		1	1	1	-	1	1	1	1
	Telephone connection point 電話接駁點		1	1	1	-	1	1	1	1
	Equipment switch 設備開關		1	1	1	-	1	1	1	1
	Twin socket outlet 雙位電插座		2	2	2	-	2	2	2	2
Bedroom 2 睡房2	TV / FM connection point 電視 / 收音機天線接駁點		-	-	-	-	-	1	-	-
	Telephone connection point 電話接駁點		-	-	-	-	-	1	-	-
	Equipment switch 設備開關		-	-	-	-	-	1	-	-
	Twin socket outlet 雙位電插座		-	-	-	-	-	2	-	-
Kitchen / Open Kitchen 廚房/開放式廚房	Equipment switch 設備開關		1	1	1	1	1	1	1	1
	Twin socket outlet 雙位電插座		2	2	2	2	2	2	2	2
	Single socket outlet 單位電插座		-	1	-	-	-	-	1	-
	Single socket outlet for Refrigerator 單位電插座供雪櫃		1	1	1	1	1	1	1	1
	Single socket outlet for Washer / Dryer 單位電插座供洗衣 / 乾衣機		1	1	1	1	1	1	1	1
	Single socket outlet for Microwave Oven 單位電插座供微波爐		1	1	1	1	1	1	1	1
	Fused power connection point for Telescopic Hood 有菲士抽油煙機電接駁點		1	1	1	1	1	1	1	1
	Fused power connection point for Gas Hob 有菲士煤氣爐電接駁點		-	-	-	-	-	2	-	-
	Power connection point for Induction Hob 電磁爐電接駁點		1	1	1	1	1	-	1	1
	Single socket outlet for Wine Cellar 單位電插座供酒櫃		1	1	1	1	1	1	1	1
	Fused power connection point for Gas Water Heater 有菲士煤氣熱水爐電接駁點		-	-	-	-	-	-	-	-
	Power connection point for Electric Water Heater 電熱水爐電接駁點		1	1	1	1	1	1	1	1
Fused power connection point for Exhaust Fan 有菲士抽氣扇電接駁點		-	-	-	-	-	1	-	-	
Towngas Connection Point 煤氣接駁點		-	-	-	-	-	1	-	-	

Note:  
The symbol "-" as shown in the above table denotes "Not applicable".

備註：  
上表內之“-”代表“不適用”。

Schedule of Mechanical and Electrical Provisions  
機電裝置數量說明表

Tower 6B: 30/F

第6B座：30樓

Location 位置	Exposed Type 外露形	Non-exposed Type 非外露形	Apartment Units 單位							
			01	02	03	05	06	08	09	10
Master Bathroom 主浴室	Equipment switch 設備開關		1	-	-	-	1	1	1	-
		Single socket outlet 單位電插座	1	-	-	-	1	1	1	-
		Fused power connection point for Gas Water Heater 有菲士煤氣熱水爐電接駁點	-	-	-	-	-	-	-	-
		Power connection point for Electric Water Heater 電熱水爐電接駁點	1	-	-	-	1	1	1	-
		Fused power connection point for Exhaust Fan 有菲士抽氣扇電接駁點	1	-	-	-	1	1	1	-
		Fused power connection point for Dehumidifier 有菲士抽濕機電接駁點	-	-	-	-	-	-	-	-
Bathroom 浴室	Equipment switch 設備開關		1	1	1	1	1	1	1	1
		Single socket outlet 單位電插座	1	1	1	1	1	1	1	1
		Fused power connection point for Gas Water Heater 有菲士煤氣熱水爐電接駁點	-	-	-	-	-	-	-	-
		Power connection point for Electric Water Heater 電熱水爐電接駁點	1	1	1	1	1	1	1	1
		Fused power connection point for Exhaust Fan 有菲士抽氣扇電接駁點	1	1	1	1	1	1	1	1
		Fused power connection point for Dehumidifier 有菲士抽濕機電接駁點	-	-	-	-	-	1	-	-
Store 儲物房	TV / FM connection point 電視 / 收音機天線接駁點		-	1	-	-	-	-	-	-
	Equipment switch 設備開關		-	1	-	-	-	-	-	-
	Twin socket outlet 雙位電插座		-	2	-	-	-	-	-	-
Study 書房	TV / FM connection point 電視 / 收音機天線接駁點		-	-	-	-	-	-	-	-
	Telephone connection point 電話接駁點		-	-	-	-	-	-	-	-
	Equipment switch 設備開關		-	-	-	1	-	-	-	-
	Twin socket outlet 雙位電插座		-	-	-	1	-	-	-	-
Flat Roof 平台	Outdoor single socket outlet 室外單位電插座		-	-	-	-	-	1	-	-
		Towngas Connection Point 煤氣接駁點	-	-	-	-	-	-	-	-

Note:  
The symbol "-" as shown in the above table denotes "Not applicable".

備註：  
上表內之“-”代表“不適用”。



# Fittings, Finishes and Appliances 裝置、裝修物料及設備

## Schedule of Mechanical and Electrical Provisions 機電裝置數量說明表

Residential Blocks: 1, 2 and 3

住宅大樓：1號、2號及3號

Location 位置	Exposed Type 外露形	Non-exposed Type 非外露形	Residential Units 住宅單位				
			G/F 地面層			1/F 1樓	
			A	B	C	A	B
Living Room / Dining Room 客廳/飯廳	TV / FM connection point 電視 / 收音機天線接駁點		2	2	2	2	2
	Telephone connection point 電話接駁點		2	2	2	2	2
	Equipment switch 設備開關		2	2	2	2	2
	Twin socket outlet 雙位電插座		4	4	4	4	4
	Door Phone 門口對講機		1	1	1	1	1
Master Bedroom 主睡房	TV / FM connection point 電視 / 收音機天線接駁點		1	1	1	1	1
	Telephone connection point 電話接駁點		1	1	1	1	1
	Equipment switch 設備開關		1	1	1	1	1
	Twin socket outlet 雙位電插座		3	3	3	2	2
Bedroom 1 睡房1	TV / FM connection point 電視 / 收音機天線接駁點		1	1	1	1	1
	Telephone connection point 電話接駁點		1	1	1	1	1
	Equipment switch 設備開關		1	1	1	1	1
	Twin socket outlet 雙位電插座		2	2	2	2	2
Bedroom 2 睡房2	TV / FM connection point 電視 / 收音機天線接駁點		1	-	1	1	1
	Telephone connection point 電話接駁點		1	-	1	1	1
	Equipment switch 設備開關		1	-	1	1	1
	Twin socket outlet 雙位電插座		2	-	2	2	2
Kitchen / Open Kitchen 廚房/開放式廚房	Equipment switch 設備開關		1	1	1	1	1
	Twin socket outlet 雙位電插座		2	2	2	2	2
	Single socket outlet 單位電插座		-	-	-	-	-
		Single socket outlet for Refrigerator 單位電插座供雪櫃	1	1	1	1	1
		Single socket outlet for Washer / Dryer 單位電插座供洗衣 / 乾衣機	1	1	1	1	1
		Single socket outlet for Microwave Oven 單位電插座供微波爐	1	1	1	1	1
		Fused power connection point for Telescopic Hood 有菲士抽油煙機電接駁點	1	1	1	1	1
		Fused power connection point for Gas Hob 有菲士煤氣爐電接駁點	2	2	2	2	2
		Power connection point for Induction Hob 電磁爐電接駁點	-	-	-	-	-
		Single socket outlet for Wine Cellar 單位電插座供酒櫃	1	1	1	1	1
		Fused power connection point for Gas Water Heater 有菲士煤氣熱水爐電接駁點	-	-	-	-	-
		Power connection point for Electric Water Heater 電熱水爐電接駁點	1	1	1	1	1
	Fused power connection point for Exhaust Fan 有菲士抽氣扇電接駁點	1	1	1	1	1	
	Towngas Connection Point 煤氣接駁點	1	1	1	1	1	

Note:  
The symbol "-" as shown in the above table denotes "Not applicable".

備註：  
上表內之“-”代表“不適用”。

Schedule of Mechanical and Electrical Provisions  
機電裝置數量說明表

Residential Blocks: 1, 2 and 3

住宅大樓：1號、2號及3號

Location 位置	Exposed Type 外露形	Non-exposed Type 非外露形	Residential Units 住宅單位				
			G/F 地面層			1/F 1樓	
			A	B	C	A	B
Master Bathroom 主浴室	Equipment switch 設備開關		1	1	1	1	1
		Single socket outlet 單位電插座	1	1	1	1	1
		Fused power connection point for Gas Water Heater 有菲士煤氣熱水爐電接駁點	-	-	-	-	-
		Power connection point for Electric Water Heater 電熱水爐電接駁點	1	1	1	1	1
		Fused power connection point for Exhaust Fan 有菲士抽氣扇電接駁點	1	1	1	1	1
		Fused power connection point for Dehumidifier 有菲士抽濕機電接駁點	-	-	-	-	-
Bathroom 浴室	Equipment switch 設備開關		1	1	1	1	1
		Single socket outlet 單位電插座	1	1	1	1	1
		Fused power connection point for Gas Water Heater 有菲士煤氣熱水爐電接駁點	-	-	-	-	-
		Power connection point for Electric Water Heater 電熱水爐電接駁點	1	1	1	1	1
		Fused power connection point for Exhaust Fan 有菲士抽氣扇電接駁點	1	1	1	1	1
		Fused power connection point for Dehumidifier 有菲士抽濕機電接駁點	1	1	1	1	1
Store 儲物房	TV / FM connection point 電視 / 收音機天線接駁點		-	1	-	-	-
	Equipment switch 設備開關		-	1	-	-	-
	Twin socket outlet 雙位電插座		-	2	-	-	-
Garden 花園	Outdoor single socket outlet 室外單位電插座		3	3	3	-	-
		Towngas Connection Point 煤氣接駁點	1	1	1	-	-
Flat Roof 平台	Outdoor single socket outlet 室外單位電插座		-	-	-	2	2
		Towngas Connection Point 煤氣接駁點	-	-	-	-	-
Roof 天台	Outdoor single socket outlet 室外單位電插座		-	-	-	2	2
		Towngas Connection Point 煤氣接駁點	-	-	-	-	-

Note:  
The symbol "-" as shown in the above table denotes "Not applicable".

備註：  
上表內之“-”代表“不適用”。