FLOOR PLANS OF RESIDENTIAL PROPERTIES IN THE DEVELOPMENT
發展項目的住宅物業的樓面平面圖

Legend of Terms and Abbreviations used on floor plans 樓面平面圖中所使用名詞及簡稱之圖例：

ABOVE = 置上

A/C P. = AIR CONDITIONING PLATFORM = 空調機平台

ACC = ACCESSIBLE = 暢通易達

ACOUSTIC WALL = 隔音牆面

ARCH. FEATURE = ARCHITECTURAL FEATURE = 建築裝飾

AREA FOR A/C UNIT = 空調機範圍

BAL. = BALCONY = 露台

BATH = BATHROOM = 浴室

B.R. 1 = BEDROOM 1 = 睡房 1

B.R. 2 = BEDROOM 2 = 睡房 2

B.R. 3 = BEDROOM 3 = 睡房 3

CLADDING ON FLAT ROOF = 平台裝飾板

COMMON FLAT ROOF = 公用平台

DECK = 曬台

DN = DOWN = 下

DOG HOUSE = 室外管道檢修井

DRENCHER WATER TANK FOR TOWER # = 第 # 座之水簾幕水箱

EAVE ABOVE = 上空設屋簷

E.M.C. = ELECTRICAL METER CABINET = 電錶櫃

E.P.D. = ESSENTIAL PIPE DUCT = 主要管道槽

FLAT * OF TOWER # = 第 # 座之 * 單位

FLAT ROOF = 平台

FULL HEIGHT METAL GRILLE = 全高金屬欄棚

GLASS PARTITION = 玻璃全高間隔

H.R. = HOSE REEL = 消防喉轆

HORIZONTAL PIPE FEATURE = 水平管道裝飾

JACUZZI = 按摩池

KIT. = KITCHEN = 廚房

LAV. = LAVATORY = 洗手間

LIFT = 升降機

LIFT 'A' = FIREMAN'S LIFT = 消防員升降機

LIFT 'ACC' = ACCESSIBLE LIFT = 暢通易達升降機

LIFT LOBBY = 升降機大堂

LIV. /DIN. = LIVING / DINING ROOM = 客 / 飯廳

M. BATH = MASTER BATHROOM = 主人浴室

M.B.R. = MASTER BEDROOM = 主人睡房

OPEN KIT. = OPEN KITCHEN = 開放式廚房

P.D. = PIPE DUCT = 管道槽

PLANTER = 花槽

PORTABLE & FLUSHING WATER PUMP ROOM = 食用水及沖廁水泵房

R.C. CANOPY = REINFORCED CONCRETE CANOPY = 鋼筋混凝土簷篷

REFUSE ROOM = 垃圾房

ROOF = 天台

ROOF ABOVE SKY CLUBHOUSE = 空中會所上方之天台

ROOF OF PENTHOUSE* = PENTHOUSE*單位之天台

SKY CLUBHOUSE = 空中會所

STORE = STORE ROOM = 儲物房

SWIMMING POOL = 游泳池

TBE ROOM = TELECOMMUNICATION AND BROADCASTING ROOM = 電訊與廣播線路機房

U.P. = UTILITY PLATFORM = 工作平台

UP = 上

W.M.C. = WATER METER CABINET = 水錶櫃

YARD = 後巷

Notes:

1. Some residential units have ceiling bulkheads and sunken slab at living/dining room, bedrooms, bathrooms, store room, corridor and kitchen for air-conditioning system and/or other mechanical and electrical services.
2. There may be architectural features and/or exposed common pipes on external walls of some floors.
3. There may be communal pipes and/or mechanical and electrical services within balconies, utility platforms, flat roofs and roofs of some residential units.
4. Symbols of fittings and fitments shown on the floor plans, such as bathtubs, sink, water closets, jacuzzi, shower, sink counter, etc. are architectural symbols retrieved from the latest approved general building plans and for general indication only.
5. Balconies and utility platforms are non-enclosed areas.

備註：

1. 部分住宅單位的客/飯廳、睡房、浴室、儲物房、走廊及廚房之天花有假天花及/或跌級樓板，用以安裝空調及/或其他機電設備。
2. 部份樓層外牆或設有建築裝飾及/或外露喉管。
3. 部份住宅單位之露台、工作平台、平台及天台內或裝有公用喉管及/或機電設備。
4. 平面圖上所顯示的形象裝置符號，例如浴缸、洗滌盆、坐廁、按摩池、花灑、洗滌盆櫃等乃摘自最新的經批准的建築圖則，只作一般性標誌。
5. 露台和工作平台為不可封閉的地方。

TOWER 1A 3/F (GARDEN FLOOR) FLOOR PLAN 第1A座 3樓(花園層)平面圖

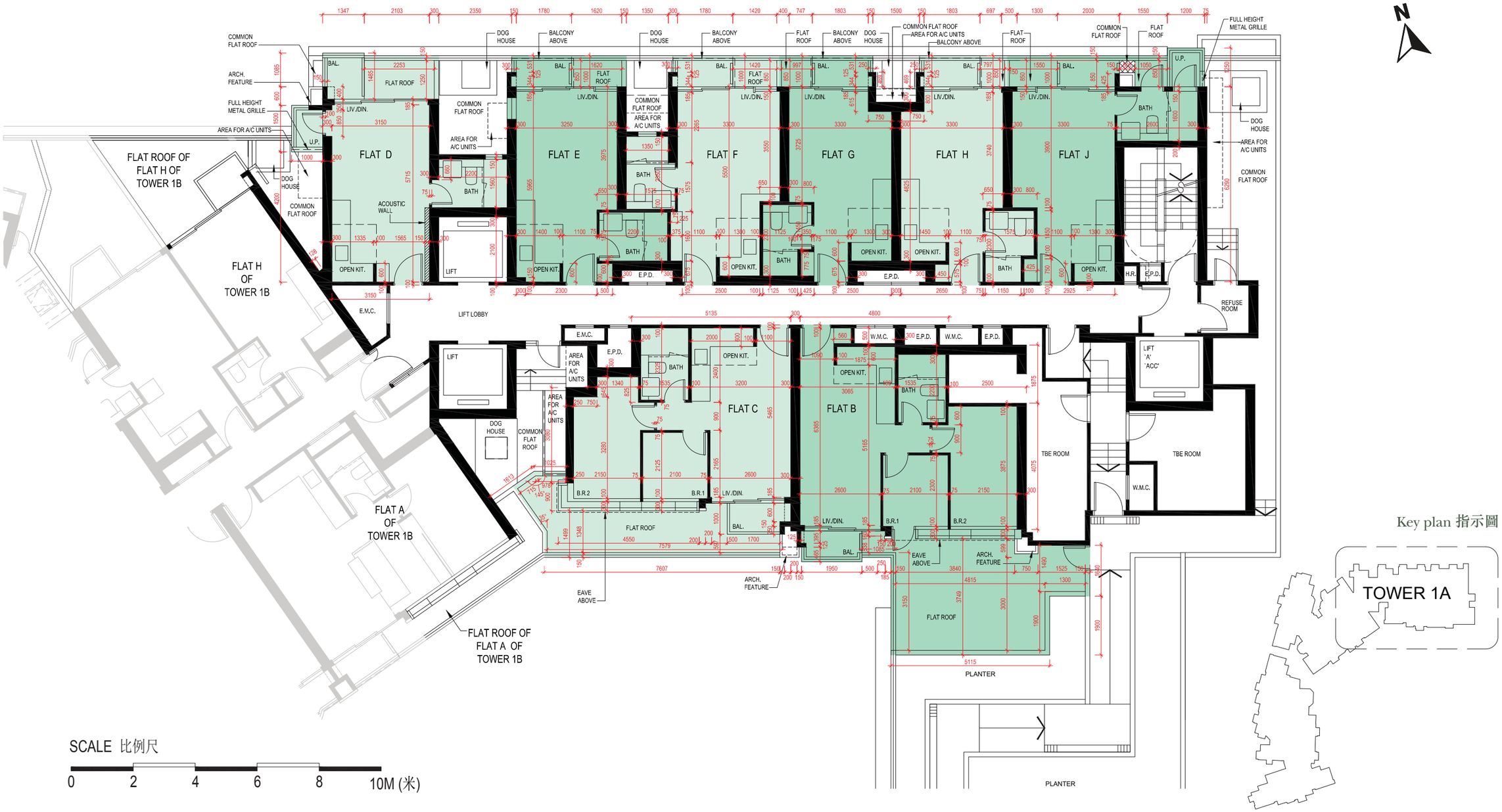

Key plan 指示圖

SCALE 比例尺

0 2 4 6 8 10M (米)

Notes :

1. The floor-to-floor height of each residential property on 3/F (Garden Floor) is 2910mm, 3260mm, 3760mm*, 3810mm*, 4010mm* and 4110mm*.
2. The thickness of the floor slabs (excluding plaster) of each residential property on 3/F (Garden Floor) is 125mm, 150mm and 175mm.
3. The internal areas of the residential properties on the upper floors will generally be slightly larger than those on the lower floors because of reducing thickness of the structural walls on the upper floors.
4. The dimensions of floor plans are all structural dimensions in millimeter.
5. Please refer to page AL1 of this sales brochure for explanatory note and legend of the terms and abbreviations shown on the floor plan.

* Including concrete fill of 850mm

備註:

1. 3樓(花園層)每個住宅物業的層與層之間的高度為2910毫米、3260毫米、3760毫米*、3810毫米*、4010毫米*及4110毫米*。
2. 3樓(花園層)每個住宅物業的樓板(不包括灰泥)的厚度為125毫米、150毫米及175毫米。
3. 因住宅物業的較高樓層的結構牆的厚度遞減，較高樓層的內部面積，一般比較低樓層的內部面積稍大。
4. 平面圖所列之尺寸數字為以毫米標示之建築結構尺寸。
5. 樓面平面圖中顯示之備註及名詞及簡稱請參閱本售樓說明書第AL1頁。

* 包括850毫米厚混凝土回填

TOWER 1A 5/F–12/F, 15/F–23/F & 25/F–27/F FLOOR PLAN 第1A座 5樓–12樓、15樓–23樓及25樓–27樓平面圖

SCALE 比例尺

0 2 4 6 8 10M (米)

Key plan 指示圖

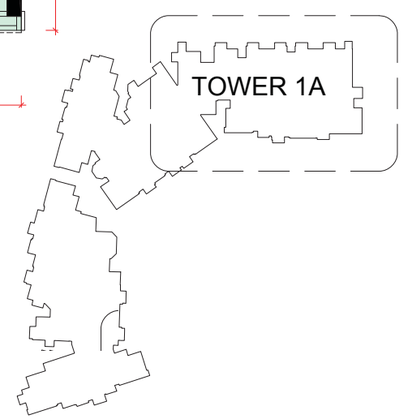

Notes :

1. The floor-to-floor height of each residential property on 5/F - 12/F, 15/F - 23/F and 25/F - 26/F is 3260mm. The floor-to-floor height of each residential property on 27/F is 3260mm, 3360mm, 3560mm and 3610mm.
2. The thickness of the floor slabs (excluding plaster) of each residential property on 5/F - 12/F, 15/F - 23/F and 25/F - 27/F is 125mm, 150mm and 175mm.
3. The internal areas of the residential properties on the upper floors will generally be slightly larger than those on the lower floors because of reducing thickness of the structural walls on the upper floors.
4. The dimensions of floor plans are all structural dimensions in millimeter.
5. Please refer to page AL1 of this sales brochure for explanatory note and legend of the terms and abbreviations shown on the floor plan.

備註:

1. 5樓 - 12樓、15樓 - 23樓及25樓 - 26樓每個住宅物業的層與層之間的高度為3260毫米。27樓每個住宅物業的層與層之間的高度為3260毫米、3360毫米、3560毫米及3610毫米。
2. 5樓 - 12樓、15樓 - 23樓及25樓 - 27樓每個住宅物業的樓板(不包括灰泥)的厚度為125毫米、150毫米及 175毫米。
3. 因住宅物業的較高樓層的結構牆的厚度遞減，較高樓層的內部面積，一般比較低樓層的內部面積稍大。
4. 平面圖所列之尺寸數字為以毫米標示之建築結構尺寸。
5. 樓面平面圖中顯示之備註及名詞及簡稱請參閱本售樓說明書第AL1頁。

TOWER 1A 29/F–33/F FLOOR PLAN 第1A座 29樓–33樓平面圖

SCALE 比例尺

0 2 4 6 8 10M (米)

Key plan 指示圖

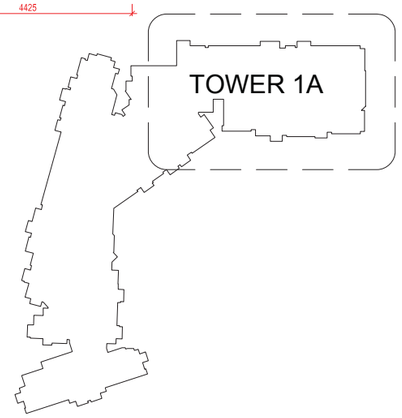

Notes :

1. The floor-to-floor height of each residential property on 29/F is 3500mm, 3750mm and 3850mm. The floor-to-floor height of each residential property on 30/F - 32/F is 3500mm. The floor-to-floor height of each residential property on 33/F is 3150mm, 3260mm, 3400mm, 3500mm, 3600mm and 3850mm.
2. The thickness of the floor slabs (excluding plaster) of each residential property on 29/F - 33/F is 125mm, 150mm and 175mm.
3. The internal areas of the residential properties on the upper floors will generally be slightly larger than those on the lower floors because of reducing thickness of the structural walls on the upper floors.
4. The dimensions of floor plans are all structural dimensions in millimeter.
5. Please refer to page AL1 of this sales brochure for explanatory note and legend of the terms and abbreviations shown on the floor plan.

備註:

1. 29樓每個住宅物業的層與層之間的高度為3500毫米、3750毫米及3850毫米。30樓-32樓每個住宅物業的層與層之間的高度為3500毫米。33樓每個住宅物業的層與層之間的高度為3150毫米、3260毫米、3400毫米、3500毫米、3600毫米及3850毫米。
2. 29樓 - 33樓每個住宅物業的樓板(不包括灰泥)的厚度為125毫米、150毫米及175毫米。
3. 因住宅物業的較高樓層的結構牆的厚度遞減，較高樓層的內部面積，一般比較低樓層的內部面積稍大。
4. 平面圖所列之尺寸數字為以毫米標示之建築結構尺寸。
5. 樓面平面圖中顯示之備註及名詞及簡稱請參閱本售樓說明書第AL1頁。

TOWER 1A 35/F PENTHOUSE FLOOR FLOOR PLAN 第1A座 35樓頂層平面圖

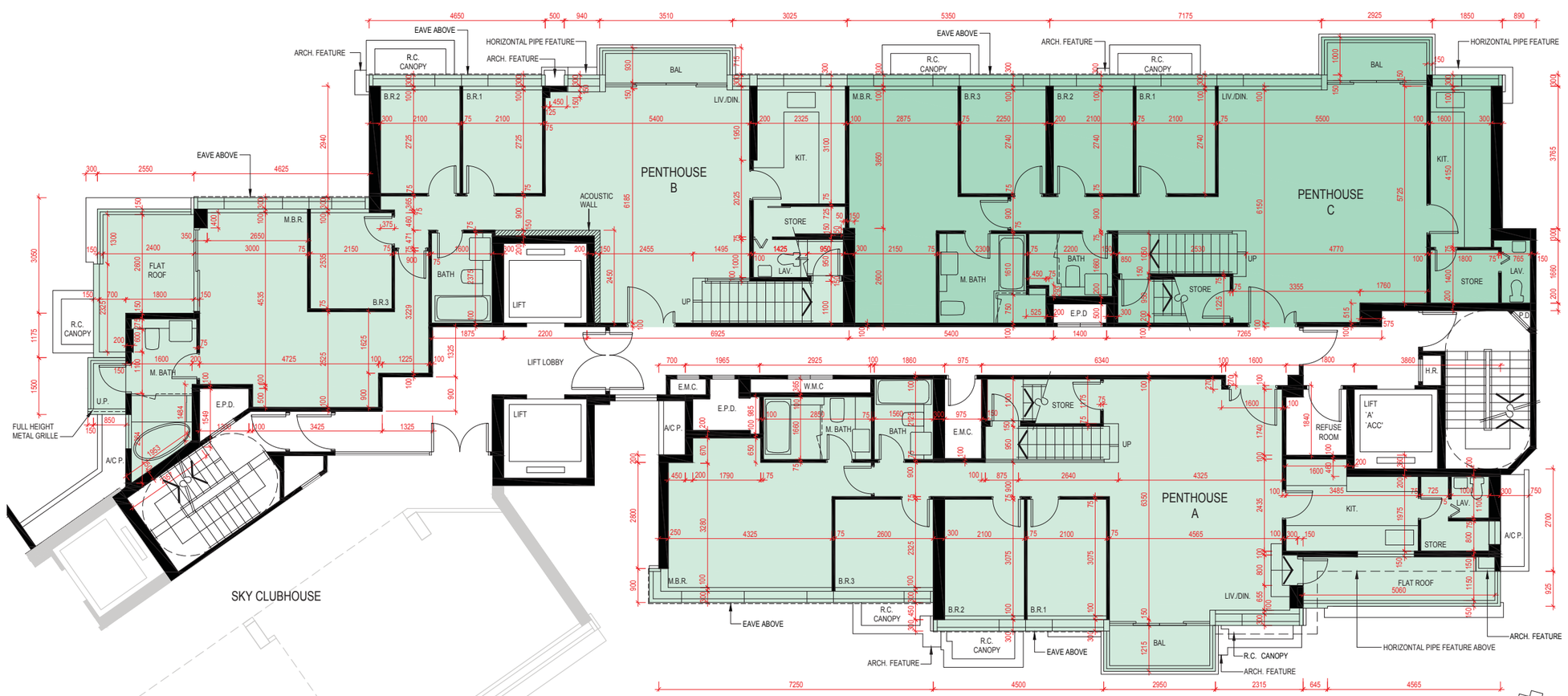

SCALE 比例尺

0 2 4 6 8 10M (米)

Key plan 指示圖

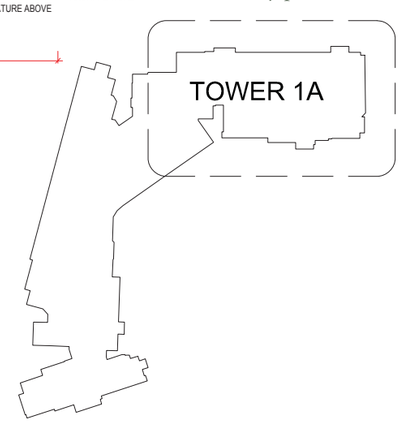

Notes :

1. The floor-to-floor height of each residential property on 35/F Penthouse Floor is 3500mm, 3600mm and 3850mm.
2. The thickness of the floor slabs (excluding plaster) of each residential property on 35/F Penthouse Floor is 125mm, 150mm, 175mm, 200mm, 250mm and 400mm.
3. The internal areas of the residential properties on the upper floors will generally be slightly larger than those on the lower floors because of reducing thickness of the structural walls on the upper floors.
4. The dimensions of floor plans are all structural dimensions in millimeter.
5. Please refer to page AL1 of this sales brochure for explanatory note and legend of the terms and abbreviations shown on the floor plan.

備註:

1. 35樓頂層每個住宅物業的層與層之間的高度為3500毫米、3600毫米及3850毫米。
2. 35樓頂層每個住宅物業的樓板(不包括灰泥)的厚度為125毫米、150毫米、175毫米、200毫米、250毫米及 400毫米。
3. 因住宅物業的較高樓層的結構牆的厚度遞減，較高樓層的內部面積，一般比較低樓層的內部面積稍大。
4. 平面圖所列之尺寸數字為以毫米標示之建築結構尺寸。
5. 樓面平面圖中顯示之備註及名詞及簡稱請參閱本售樓說明書第AL1頁。

TOWER 1A ROOF FLOOR PLAN 第1A座 天台平面圖

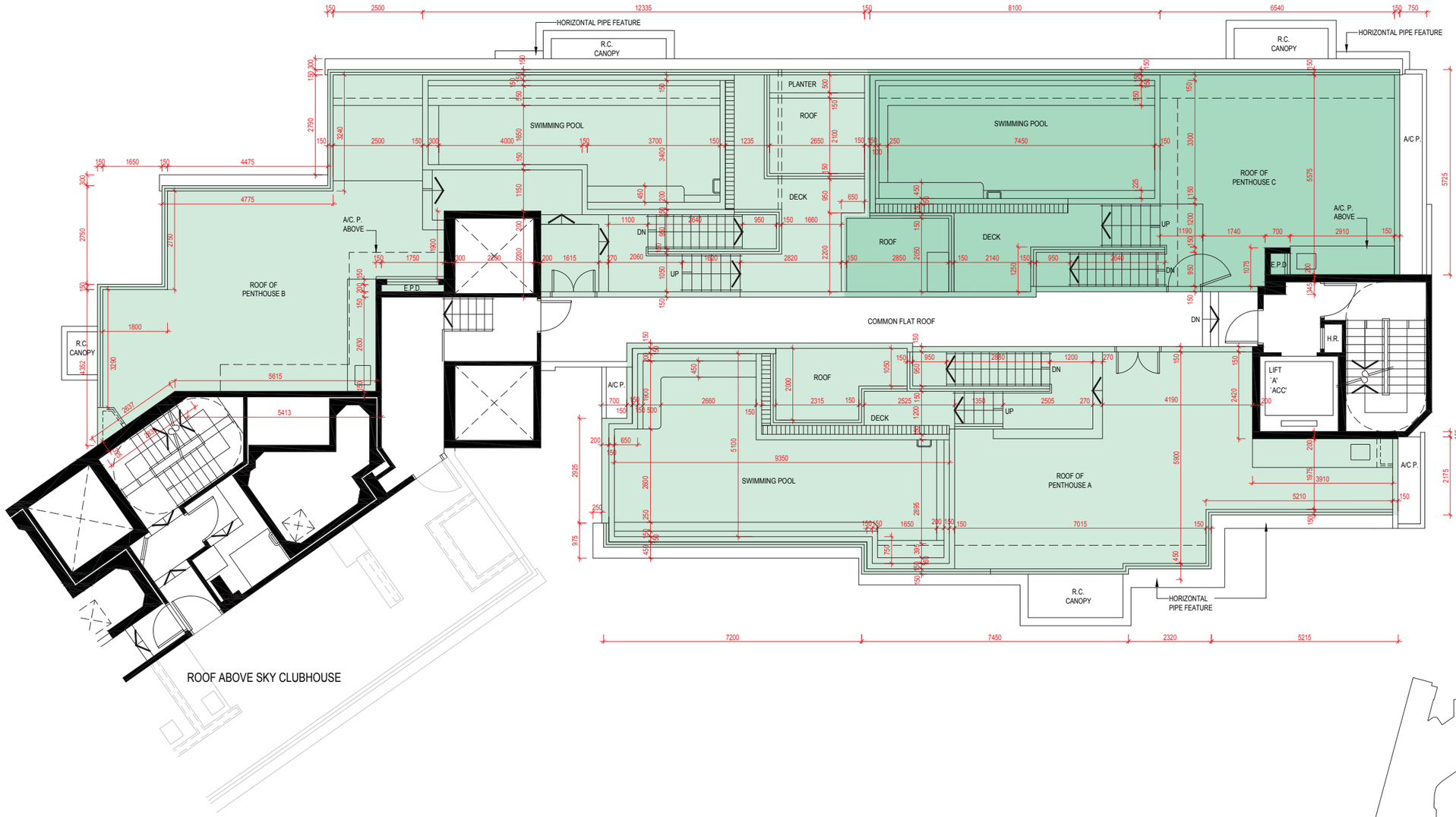

SCALE 比例尺

0 2 4 6 8 10M (米)

Key plan 指示圖

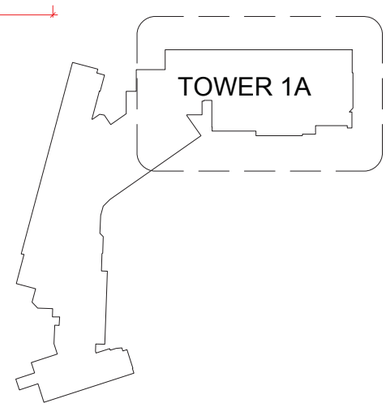

Notes :
1. The dimensions of floor plans are all structural dimensions in millimeter.
2. Please refer to page AL1 of this sales brochure for explanatory note and legend of the terms and abbreviations shown on the floor plan.

備註:
1. 平面圖所列之尺寸數字為以毫米標示之建築結構尺寸。
2. 樓面平面圖中顯示之備註及名詞及簡稱請參閱本售樓說明書第AL1頁。

TOWER 1B 3/F (GARDEN FLOOR) FLOOR PLAN
第1B座 3樓(花園層)平面圖

Key plan 指示圖

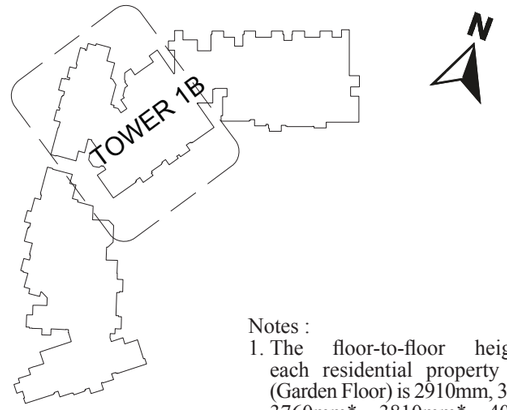

Notes :

1. The floor-to-floor height of each residential property on 3/F (Garden Floor) is 2910mm, 3260mm, 3760mm*, 3810mm* and 4110mm*.
2. The thickness of the floor slabs (excluding plaster) of each residential property on 3/F (Garden Floor) is 125mm, 150mm, 175mm and 250mm.
3. The internal areas of the residential properties on the upper floors will generally be slightly larger than those on the lower floors because of reducing thickness of the structural walls on the upper floors.
4. The dimensions of floor plans are all structural dimensions in millimeter.
5. Please refer to page AL1 of this sales brochure for explanatory note and legend of the terms and abbreviations shown on the floor plan.

* Including concrete fill of 850mm

備註:

1. 3樓(花園層)每個住宅物的層與層之間的高度為2910毫米、3260毫米、3760毫米*、3810毫米*、4010毫米*及4110毫米*。
2. 3樓(花園層)每個住宅物業的樓板(不包括灰泥)的厚度為125毫米、150毫米、175毫米及250毫米。
3. 因住宅物業的較高樓層的結構牆的厚度遞減，較高樓層的內部面積，一般比較低樓層的內部面積稍大。
4. 平面圖所列之尺寸數字為以毫米標示之建築結構尺寸。
5. 樓面平面圖中顯示之備註及名詞及簡稱請參閱本售樓說明書第AL1頁。

* 包括850毫米厚混凝土回填

TOWER 1B 5/F-6/F FLOOR PLAN 第1B座 5樓-6樓平面圖

Key plan 指示圖

SCALE 比例尺

0 2 4 6 8 10M (米)

Notes :

1. The floor-to-floor height of each residential property on 5/F - 12/F, 15/F - 23/F and 25/F - 26/F is 3260mm. The floor-to-floor height of each residential property on 27/F is 3260mm, 3360mm, 3560mm and 3610mm.
2. The thickness of the floor slabs (excluding plaster) of each residential property on 5/F - 12/F, 15/F - 23/F and 25/F - 27/F is 125mm, 150mm, 175mm and 250mm.
3. The internal areas of the residential properties on the upper floors will generally be slightly larger than those on the lower floors because of reducing thickness of the structural walls on the upper floors.
4. The dimensions of floor plans are all structural dimensions in millimeter.
5. Please refer to page AL1 of this sales brochure for explanatory note and legend of the terms and abbreviations shown on the floor plan.

備註:

1. 5樓 - 12樓、15樓 - 23樓及25樓 - 26樓每個住宅物業的層與層之間的高度為3260毫米。 27樓每個住宅物業的層與層之間的高度為3260毫米、3360毫米、3560毫米及3610毫米。
2. 5樓 - 12樓、15樓 - 23樓及25樓 - 27樓每個住宅物業的樓板(不包括灰泥)的厚度為125毫米、150毫米、175毫米及250毫米。
3. 因住宅物業的較高樓層的結構牆的厚度遞減，較高樓層的內部面積，一般比較低樓層的內部面積稍大。
4. 平面圖所列之尺寸數字為以毫米標示之建築結構尺寸。
5. 樓面平面圖中顯示之備註及名詞及簡稱請參閱本售樓說明書第AL1頁。

TOWER 1B 7/F–12/F, 15/F–23/F & 25/F–27/F FLOOR PLAN 第1B座 7樓–12樓、15樓–23樓及25樓–27樓平面圖

Key plan 指示圖

SCALE 比例尺

0 2 4 6 8 10M (米)

Notes :

1. The floor-to-floor height of each residential property on 5/F - 12/F, 15/F - 23/F and 25/F - 26/F is 3260mm. The floor-to-floor height of each residential property on 27/F is 3260mm, 3360mm, 3560mm and 3610mm.
2. The thickness of the floor slabs (excluding plaster) of each residential property on 5/F - 12/F, 15/F - 23/F and 25/F - 27/F is 125mm, 150mm, 175mm and 250mm.
3. The internal areas of the residential properties on the upper floors will generally be slightly larger than those on the lower floors because of reducing thickness of the structural walls on the upper floors.
4. The dimensions of floor plans are all structural dimensions in millimeter.
5. Please refer to page AL1 of this sales brochure for explanatory note and legend of the terms and abbreviations shown on the floor plan.

備註:

1. 5樓 - 12樓、15樓 - 23樓及25樓 - 26樓每個住宅物業的層與層之間的高度為3260毫米。 27樓每個住宅物業的層與層之間的高度為3260毫米、3360毫米、3560毫米及3610毫米。
2. 5樓 - 12樓、15樓 - 23樓及25樓 - 27樓每個住宅物業的樓板(不包括灰泥)的厚度為125毫米、150毫米、175毫米及250毫米。
3. 因住宅物業的較高樓層的結構牆的厚度遞減，較高樓層的內部面積，一般比較低樓層的內部面積稍大。
4. 平面圖所列之尺寸數字為以毫米標示之建築結構尺寸。
5. 樓面平面圖中顯示之備註及名詞及簡稱請參閱本售樓說明書第AL1頁。

TOWER 1B 29/F FLOOR PLAN 第1B座 29樓平面圖

Key plan 指示圖

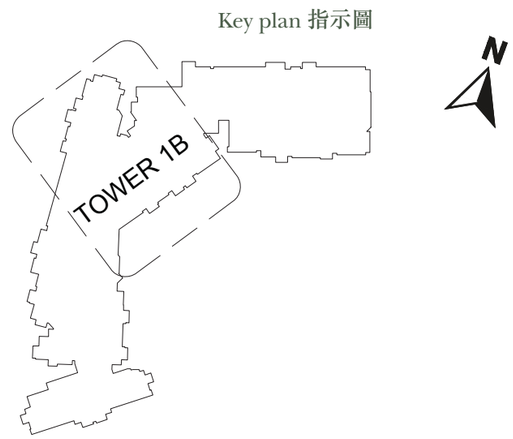

SCALE 比例尺

0 2 4 6 8 10M (米)

Notes :
1. The floor-to-floor height of each residential property on 29/F is 3500mm.
2. The thickness of the floor slabs (excluding plaster) of each residential property on 29/F is 125mm, 150mm and 250mm.
3. The internal areas of the residential properties on the upper floors will generally be slightly larger than those on the lower floors because of reducing thickness of the structural walls on the upper floors.
4. The dimensions of floor plans are all structural dimensions in millimeter.
5. Please refer to page AL1 of this sales brochure for explanatory note and legend of the terms and abbreviations shown on the floor plan.

備註:
1. 29樓每個住宅物業的層與層之間的高度為3500毫米。
2. 29樓每個住宅物業的樓板(不包括灰泥)的厚度為125毫米、150毫米及250毫米。
3. 因住宅物業的較高樓層的結構牆的厚度遞減，較高樓層的內部面積，一般比較低樓層的內部面積稍大。
4. 平面圖所列之尺寸數字為以毫米標示之建築結構尺寸。
5. 樓面平面圖中顯示之備註及名詞及簡稱請參閱本售樓說明書第AL1頁。

TOWER 1B 30/F FLOOR PLAN 第1B座 30樓平面圖

Key plan 指示圖

SCALE 比例尺

0 2 4 6 8 10M (米)

Notes :

1. The floor-to-floor height of each residential property on 30/F is 3500mm.
2. The thickness of the floor slabs (excluding plaster) of each residential property on 30/F is 125mm, 150mm and 250mm.
3. The internal areas of the residential properties on the upper floors will generally be slightly larger than those on the lower floors because of reducing thickness of the structural walls on the upper floors.
4. The dimensions of floor plans are all structural dimensions in millimeter.
5. Please refer to page AL1 of this sales brochure for explanatory note and legend of the terms and abbreviations shown on the floor plan.

備註:

1. 30樓每個住宅物業的層與層之間的高度為3500毫米。
2. 30樓每個住宅物業的樓板(不包括灰泥)的厚度為125毫米、150毫米及250毫米。
3. 因住宅物業的較高樓層的結構牆的厚度遞減，較高樓層的內部面積，一般比較低樓層的內部面積稍大。
4. 平面圖所列之尺寸數字為以毫米標示之建築結構尺寸。
5. 樓面平面圖中顯示之備註及名詞及簡稱請參閱本售樓說明書第AL1頁。

TOWER 1B 31/F–32/F FLOOR PLAN 第1B座 31樓–32樓平面圖

Key plan 指示圖

SCALE 比例尺

0 2 4 6 8 10M (米)

Notes :

1. The floor-to-floor height of each residential property on 31/F - 32/F is 3500mm.
2. The thickness of the floor slabs (excluding plaster) of each residential property on 31/F - 32/F is 125mm, 150mm and 250mm.
3. The internal areas of the residential properties on the upper floors will generally be slightly larger than those on the lower floors because of reducing thickness of the structural walls on the upper floors.
4. The dimensions of floor plans are all structural dimensions in millimeter.
5. Please refer to page AL1 of this sales brochure for explanatory note and legend of the terms and abbreviations shown on the floor plan.

備註:

1. 31樓 - 32樓每個住宅物業的層與層之間的高度為3500毫米。
2. 31樓 - 32樓每個住宅物業的樓板(不包括灰泥)的厚度為125毫米、150毫米及250毫米。
3. 因住宅物業的較高樓層的結構牆的厚度遞減，較高樓層的內部面積，一般比較低樓層的內部面積稍大。
4. 平面圖所列之尺寸數字為以毫米標示之建築結構尺寸。
5. 樓面平面圖中顯示之備註及名詞及簡稱請參閱本售樓說明書第AL1頁。

TOWER 1B 33/F FLOOR PLAN 第1B座 33樓平面圖

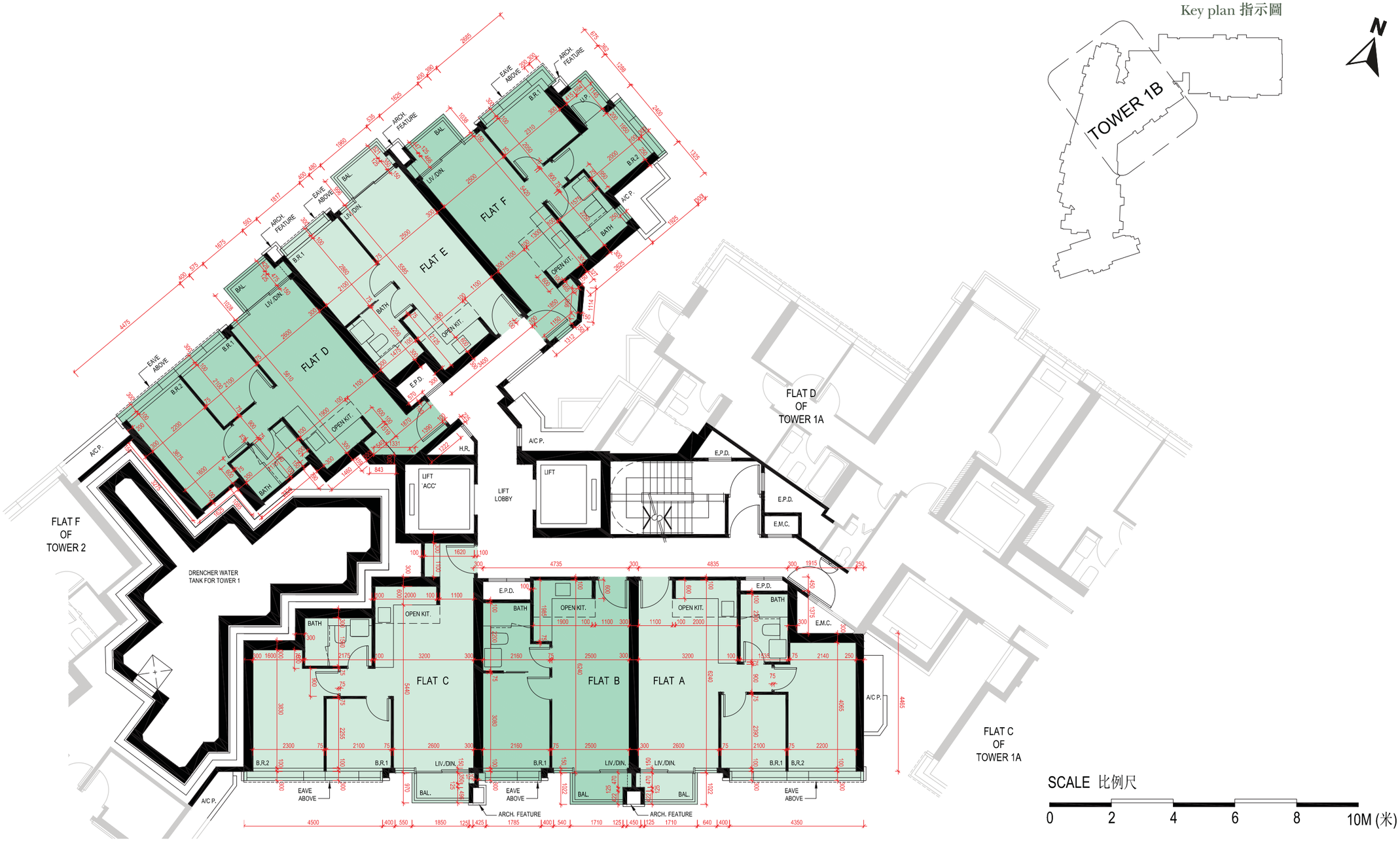

Key plan 指示圖

SCALE 比例尺

0 2 4 6 8 10M (米)

Notes :

1. The floor-to-floor height of each residential property on 33/F is 3340mm, 3440mm, 3640mm and 3690mm.
2. The thickness of the floor slabs (excluding plaster) of each residential property on 33/F is 125mm, 150mm, 175mm and 250mm.
3. The internal areas of the residential properties on the upper floors will generally be slightly larger than those on the lower floors because of reducing thickness of the structural walls on the upper floors.
4. The dimensions of floor plans are all structural dimensions in millimeter.
5. Please refer to page AL1 of this sales brochure for explanatory note and legend of the terms and abbreviations shown on the floor plan.

備註:

1. 33樓每個住宅物業的層與層之間的高度為3340毫米、3440毫米、3640毫米及3690毫米。
2. 33樓每個住宅物業的樓板(不包括灰泥)的厚度為125毫米、150毫米、175毫米及250毫米。
3. 因住宅物業的較高樓層的結構牆的厚度遞減，較高樓層的內部面積，一般比較低樓層的內部面積稍大。
4. 平面圖所列之尺寸數字為以毫米標示之建築結構尺寸。
5. 樓面平面圖中顯示之備註及名詞及簡稱請參閱本售樓說明書第AL1頁。

TOWER 2　3/F (GARDEN FLOOR) FLOOR PLAN　　第2座　3樓(花園層)平面圖

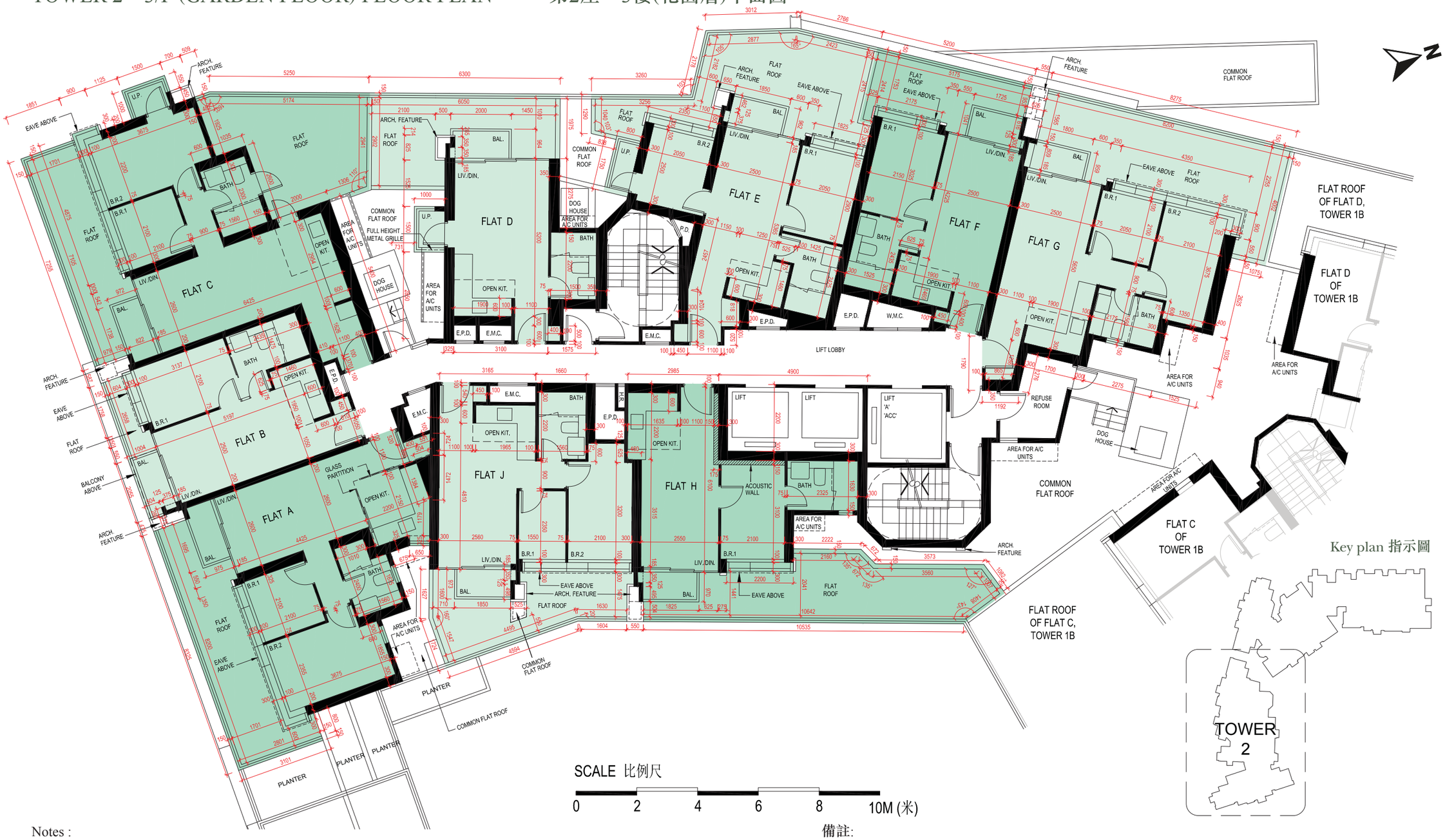

Notes :

1. The floor-to-floor height of each residential property on 3/F (Garden Floor) is 2910mm, 2960mm, 3260mm, 3760mm*, 3810mm*, 4010mm* and 4110mm*.
2. The thickness of the floor slabs (excluding plaster) of each residential property on 3/F (Garden Floor) is 125mm, 150mm, 175mm and 250mm.
3. The internal areas of the residential properties on the upper floors will generally be slightly larger than those on the lower floors because of reducing thickness of the structural walls on the upper floors.
4. The dimensions of floor plans are all structural dimensions in millimeter.
5. Please refer to page AL1 of this sales brochure for explanatory note and legend of the terms and abbreviations shown on the floor plan.

* Concrete fill of 850mm

備註:

1. 3樓(花園層)每個住宅物業的層與層之間的高度為2910毫米、2960毫米、3260毫米、3760毫米*、3810毫米*、4010毫米*及4110毫米*。
2. 3樓(花園層)每個住宅物業的樓板(不包括灰泥)的厚度為125毫米、150毫米、175毫米及250毫米。
3. 因住宅物業的較高樓層的結構牆的厚度遞減，較高樓層的內部面積，一般比較低樓層的內部面積稍大。
4. 平面圖所列之尺寸數字為以毫米標示之建築結構尺寸。
5. 樓面平面圖中顯示之備註及名詞及簡稱請參閱本售樓說明書第AL1頁。

* 包括850毫米厚混凝土回填

TOWER 2　5/F–12/F, 15/F–23/F & 25/F–27/F FLOOR PLAN　　第2座　5樓–12樓、15樓–23樓及25樓–27樓平面圖

Notes :

1. The floor-to-floor height of each residential property on 5/F - 12/F, 15/F - 23/F and 25/F - 26/F is 3260mm. The floor-to-floor height of each residential property on 27/F is 3260mm, 3360mm, 3560mm and 3610mm.
2. The thickness of the floor slabs (excluding plaster) of each residential property on 5/F - 12/F, 15/F - 23/F and 25/F - 27/F is 125mm, 150mm, 175mm and 250mm.
3. The internal areas of the residential properties on the upper floors will generally be slightly larger than those on the lower floors because of reducing thickness of the structural walls on the upper floors.
4. The dimensions of floor plans are all structural dimensions in millimeter.
5. Please refer to page AL1 of this sales brochure for explanatory note and legend of the terms and abbreviations shown on the floor plan.

備註:

1. 5樓 - 12樓、15樓 - 23樓及25樓 - 26樓每個住宅物業的層與層之間的高度為3260毫米。 27樓每個住宅物業的層與層之間的高度為3260毫米、3360毫米、3560毫米及3610毫米。
2. 5樓 - 12樓、15樓 - 23樓及25樓 - 27樓每個住宅物業的樓板(不包括灰泥)的厚度為125毫、150毫米、175毫米及250毫米。
3. 因住宅物業的較高樓層的結構牆的厚度遞減，較高樓層的內部面積，一般比較低樓層的內部面積稍大。
4. 平面圖所列之尺寸數字為以毫米標示之建築結構尺寸。
5. 樓面平面圖中顯示之備註及名詞及簡稱請參閱本售樓說明書第AL1頁。

TOWER 2 29/F FLOOR PLAN 第2座 29樓平面圖

Notes :

1. The floor-to-floor height of each residential property on 29/F is 3500mm.
2. The thickness of the floor slabs (excluding plaster) of each residential property on 29/F is 125mm, 150mm, 175mm and 250mm.
3. The internal areas of the residential properties on the upper floors will generally be slightly larger than those on the lower floors because of reducing thickness of the structural walls on the upper floors.
4. The dimensions of floor plans are all structural dimensions in millimeter.
5. Please refer to page AL1 of this sales brochure for explanatory note and legend of the terms and abbreviations shown on the floor plan.

備註:

1. 29樓每個住宅物業的層與層之間的高度為3500毫米。
2. 29樓每個住宅物業的樓板(不包括灰泥)的厚度為125毫米、150毫米、175毫米及250毫米。
3. 因住宅物業的較高樓層的結構牆的厚度遞減，較高樓層的內部面積，一般比較低樓層的內部面積稍大。
4. 平面圖所列之尺寸數字為以毫米標示之建築結構尺寸。
5. 樓面平面圖中顯示之備註及名詞及簡稱請參閱本售樓說明書第AL1頁。

TOWER 2 30/F FLOOR PLAN 第2座 30樓平面圖

Key plan 指示圖

Notes :

1. The floor-to-floor height of each residential property on 30/F is 3500mm.
2. The thickness of the floor slabs (excluding plaster) of each residential property on 30/F is 125mm, 150mm, 175mm and 250mm.
3. The internal areas of the residential properties on the upper floors will generally be slightly larger than those on the lower floors because of reducing thickness of the structural walls on the upper floors.
4. The dimensions of floor plans are all structural dimensions in millimeter.
5. Please refer to page AL1 of this sales brochure for explanatory note and legend of the terms and abbreviations shown on the floor plan.

備註:

1. 30樓每個住宅物業的層與層之間的高度為3500毫米。
2. 30樓每個住宅物業的樓板(不包括灰泥)的厚度為125毫米、150毫米、175毫米及250毫米。
3. 因住宅物業的較高樓層的結構牆的厚度遞減，較高樓層的內部面積，一般比較低樓層的內部面積稍大。
4. 平面圖所列之尺寸數字為以毫米標示之建築結構尺寸。
5. 樓面平面圖中顯示之備註及名詞及簡稱請參閱本售樓說明書第AL1頁。

TOWER 2　31/F–32/F FLOOR PLAN　　第2座　31樓–32樓平面圖

SCALE 比例尺

0　2　4　6　8　10M (米)

Key plan 指示圖

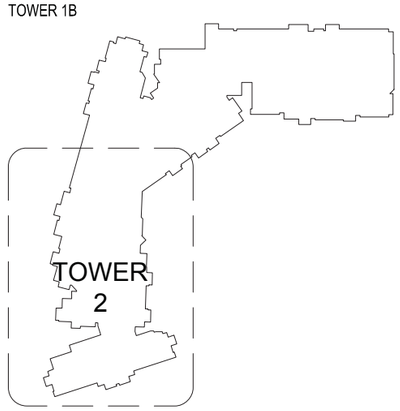

Notes :

1. The floor-to-floor height of each residential property on 31/F - 32/F is 3500mm.
2. The thickness of the floor slabs (excluding plaster) of each residential property on 31/F - 32/F is 125mm, 150mm, 175mm and 250mm.
3. The internal areas of the residential properties on the upper floors will generally be slightly larger than those on the lower floors because of reducing thickness of the structural walls on the upper floors.
4. The dimensions of floor plans are all structural dimensions in millimeter.
5. Please refer to page AL1 of this sales brochure for explanatory note and legend of the terms and abbreviations shown on the floor plan.

備註:

1. 31樓 - 32樓每個住宅物業的層與層之間的高度為3500毫米。
2. 31樓 - 32樓每個住宅物業的樓板(不包括灰泥)的厚度為125毫米、150毫米、175毫米及250毫米。
3. 因住宅物業的較高樓層的結構牆的厚度遞減，較高樓層的內部面積，一般比較低樓層的內部面積稍大。
4. 平面圖所列之尺寸數字為以毫米標示之建築結構尺寸。
5. 樓面平面圖中顯示之備註及名詞及簡稱請參閱本售樓說明書第AL1頁。

TOWER 2 33/F FLOOR PLAN 第2座 33樓平面圖

Notes :

1. The floor-to-floor height of each residential property on 33/F is 2990mm, 3150mm, 3260mm, 3340mm, 3400mm, 3440mm, 3500mm, 3600mm, 3640mm, 3690mm, 3800mm and 3850mm.
2. The thickness of the floor slabs (excluding plaster) of each residential property on 33/F is 125mm, 150mm, 175mm, 200mm and 250mm.
3. The internal areas of the residential properties on the upper floors will generally be slightly larger than those on the lower floors because of reducing thickness of the structural walls on the upper floors.
4. The dimensions of floor plans are all structural dimensions in millimeter.
5. Please refer to page AL1 of this sales brochure for explanatory note and legend of the terms and abbreviations shown on the floor plan.

備註:

1. 33樓每個住宅物業的層與層之間的高度為2990毫米、3150毫米、3260毫米、3340毫米、3400毫米、3440毫米、3500毫米、3600毫米、3640毫米、3690毫米、3800毫米及3850毫米。
2. 33樓每個住宅物業的樓板(不包括灰泥)的厚度為125毫米、150毫米、175毫米、200毫米及250毫米。
3. 因住宅物業的較高樓層的結構牆的厚度遞減，較高樓層的內部面積，一般比較低樓層的內部面積稍大。
4. 平面圖所列之尺寸數字為以毫米標示之建築結構尺寸。
5. 樓面平面圖中顯示之備註及名詞及簡稱請參閱本售樓說明書第AL1頁。

TOWER 2 35/F PENTHOUSE FLOOR FLOOR PLAN 第2座 35樓頂層平面圖

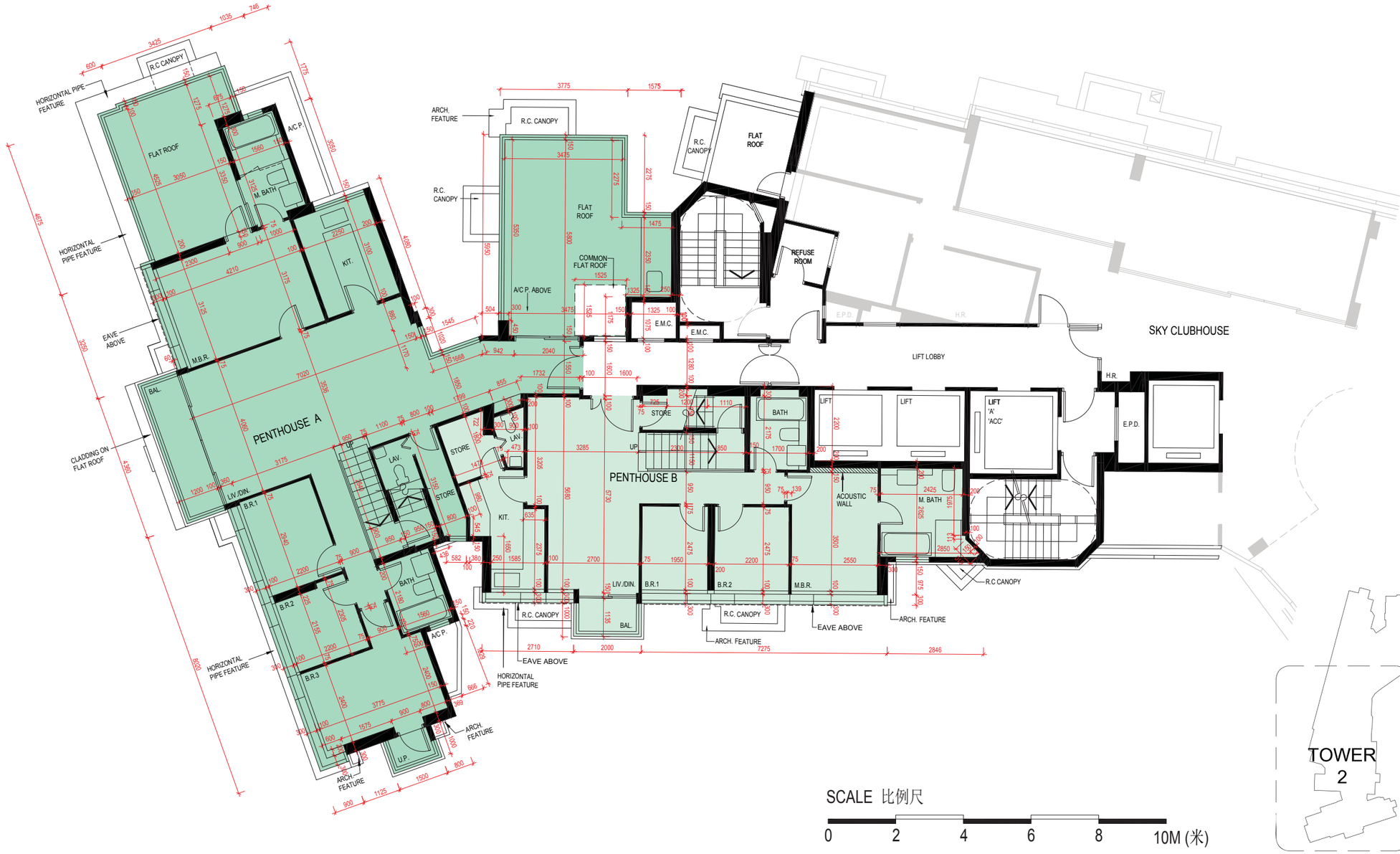

SCALE 比例尺

0 2 4 6 8 10M (米)

Key plan 指示圖

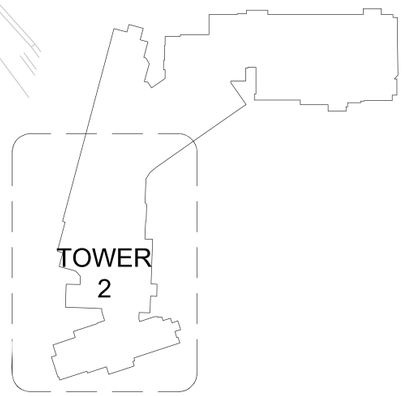

Notes :

1. The floor-to-floor height of each residential property on 35/F Penthouse Floor is 3500mm, 3600mm, and 3850mm.
2. The thickness of the floor slabs (excluding plaster) of each residential property on 35/F Penthouse Floor is 125mm, 150mm, 175mm, 200mm and 250mm.
3. The internal areas of the residential properties on the upper floors will generally be slightly larger than those on the lower floors because of reducing thickness of the structural walls on the upper floors.
4. The dimensions of floor plans are all structural dimensions in millimeter.
5. Please refer to page AL1 of this sales brochure for explanatory note and legend of the terms and abbreviations shown on the floor plan.

備註:

1. 35樓頂層每個住宅物業的層與層之間的高度為3500毫米、3600毫米及3850毫米。
2. 35樓頂層每個住宅物業的樓板(不包括灰泥)的厚度為125毫米、150毫米、175毫米、200毫米及250毫米。
3. 因住宅物業的較高樓層的結構牆的厚度遞減，較高樓層的內部面積，一般比較低樓層的內部面積稍大。
4. 平面圖所列之尺寸數字為以毫米標示之建築結構尺寸。
5. 樓面平面圖中顯示之備註及名詞及簡稱請參閱本售樓說明書第AL1頁。

TOWER 2 ROOF FLOOR PLAN 第2座 天台平面圖

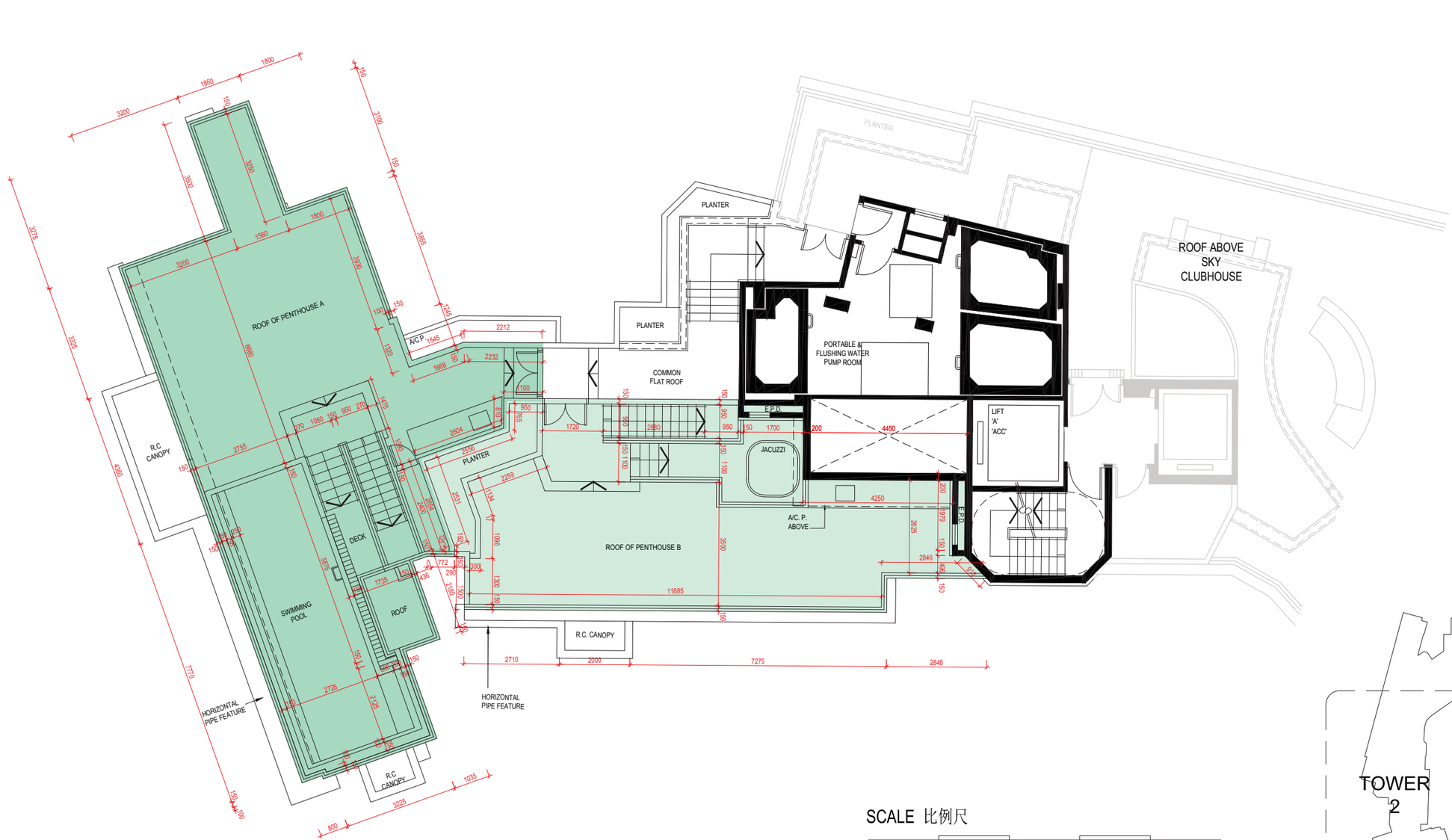

Key plan 指示圖

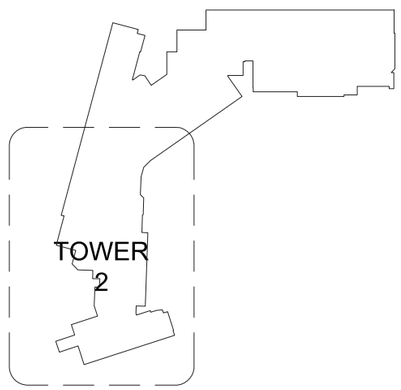

Notes :
1. The dimensions of floor plans are all structural dimensions in millimeter.
2. Please refer to page AL1 of this sales brochure for explanatory note and legend of the terms and abbreviations shown on the floor plan.

備註:
1. 平面圖所列之尺寸數字為以毫米標示之建築結構尺寸。
2. 樓面平面圖中顯示之備註及名詞及簡稱請參閱本售樓說明書第AL1頁。