Floor plans of residential properties in the Development 發展項目的住宅物業的樓面平面圖

Legend for floor plans 平面圖圖例

4 NOS. F.S.I. = 4 NOS. OF FIRE SERVICE INLET = 4組消防入水掣

5 NOS. F.S.I. FOR BST-5 TO 7, 30 & 39 = 5 NOS. OF FIRE SERVICE INLET FOR BASEMENT STAIRCASE NO.5 TO 7, 30 & 39 = 5組消防入水掣供5至7號，30及39號地庫樓梯

* MM W. GLASS CANOPY ABOVE = * MM WIDE GLASS CANOPY ABOVE =* 毫米闊玻璃簷篷置上

* L. FLUSHING WATER TANK = * 升沖廁水缸

* L. POTABLE WATER TANK = * 升食水缸

* H. A.F.F.L. (ABOVE FINISHED FLOOR LEVEL) * L. FIBRE GLASS CLEANING WATERTANK = 距離樓層地台裝飾面上* 毫米高* 升玻璃纖維清潔水缸

F.S. WATER PUMP ROOM = FIRE SERVICE WATER PUMP ROOM = 消防泵房

* L. F.S. WATER TANK = * L. FIRE SERVICE WATER TANK = * 升消防水缸

CLEANING WATER TANK * L. (FIBRE GLASS) = * 升清潔水缸(玻璃纖維)

* MM H. NON LOAD-BEARING GLASS ACOUSTIC FIN = * 毫米高的非承力玻璃隔聲鰭

ACCESS PANEL (*/F) = 檢修門（* 樓）

A/C = AIR CONDITIONER = 冷氣機

A/C COMMON FLAT ROOF = AIR CONDITIONER COMMON FLAT ROOF = 冷氣機公用平台

A/C PLATFORM = AIR CONDITIONER PLATFORM = 冷氣機平台

A/C PLATFORM FOR */F FLAT * = AIR CONDITIONER PLATFORM FOR */F FLAT * = 冷氣機平台供*樓*單位

A/C PLATFORM ABOVE = AIR CONDITIONER PLATFORM ABOVE = 冷氣機平台置上

A.D. = AIR DUCT = 風管

ADJOINING UNIT = 毗鄰單位

AFA REPEATER PANEL = AUTOMATIC FIRE ALARM REPEATER PANEL = 自動消防系統顯示屏

A/F AT HIGH LEVEL = ARCHITECTURAL FEATURE AT HIGH LEVEL = 設於高位的建築裝飾

A/F AT L/L = ARCHITECTURAL FEATURE AT LOW LEVEL = 設於低位的建築裝飾

ARCHITECTURAL FEATURE = 建築裝飾

ARCHITECTURAL FEATURE ABOVE = 建築裝飾置上

ALUMINIUM ARCHITECTURAL FEATURE ABOVE AT */F ONLY = 鋁質建築裝飾置上（只於* 樓）

ALUMINIUM ARCHITECTURAL FEATURE AT H/L OF */F ONLY = 設於高位的鋁質建築裝飾（只於* 樓）

ARCHITECTURAL FEATURE LINE ABOVE = 建築裝飾線置上

ALUMINIUM ARCHITECTURAL FEATURE LINE ABOVE = 鋁質建築裝飾線置上

ALUMIN. CANOPY = ALUMINIUM CANOPY = 鋁質簷篷

ALUMINIUM CLADDING = 鋁板

BAL. = BALCONY = 露台

BAL. ABOVE = BALCONY ABOVE = 露台置上

BAL. LINE ABOVE = BALCONY LINE ABOVE = 露台線置上

BA = BATHROOM = 浴室

BR = BEDROOM = 睡房

B.W. = BAY WINDOW = 窗台

B.W. ABOVE = BAY WINDOW ABOVE = 窗台置上

B.W. LINE ABOVE = BAY WINDOW LINE ABOVE = 窗台線置上

BUILDING LINE ABOVE = 建築線置上

BUILDING LINE ABOVE AT */F ONLY = 建築線置上（只於*樓）

CANOPY = 簷篷

CARE-TAKER'S OFFICE = 管理員辦事處

CARPORT = 車庫

C.D. = CABLE DUCT = 電線槽

CHAMBER FOR A/C REFRIGERANT PIPE = 冷氣機冷媒管安放處

CHAMBER FOR GAS WATER HEATER = 煤氣熱水爐安放處

CHAMBER FOR GAS WATER HEATER FOR FLAT * = *單位煤氣熱水爐安放處

CHECK METER = 檢測水錶

CHAMBER FOR VENT DUCT = 通風管安放處

C.L. = CAT LADDER = 豎梯

COMMON FLAT ROOF = 公用平台

Floor plans of residential properties in the Development 發展項目的住宅物業的樓面平面圖

Legend for floor plans 平面圖圖例

COMMON FLAT ROOF (PLANTER) = 公用平台(花槽)

COMMUNAL AERIAL BROADCAST DISTRIBUTION = 公用天線系統

CONTROL PANEL = 控制顯示屏

DECK = 平台

DIN. = DINING ROOM = 飯廳

DN = DOWN = 落

E.D. = EXHAUST DUCT = 排風管

EAD = EXHAUST AIR DUCT = 排風管

ELV. = EXTRA-LOW VOLTAGE CABLE DUCT = 特低壓電線槽

EMR = ELECTRIC METER ROOM = 電錶房

ENTRANCE LOBBY = 入口大堂

EXHAUST VENT SHAFT = 排風槽

F.A.D. = FRESH AIR DUCT = 鮮風管

FAM. = FAMILY ROOM = 家庭廳

FAN ROOM = 風機房

FAN ROOM FOR TYPICAL FLOORS LIFT LOBBIES = 標準層升降機大堂風機房

FILTRATION PLANT BELOW = 過濾機置下

FILTRATION PLANT ROOM = 過濾機房

FILTRATION PLANT ROOM FOR SWIMMING POOL = 游泳池過濾機房

FILTRATION PLANT PIT = 過濾機井

FILTRATION PLANT PIT UNDERNEATH = 過濾機井置下

FLAT = 單位

FLAT ROOF = 平台

FLAT ROOF AT */F ONLY = 平台（只於* 樓）

FLUSHING WATER AND POTABLE WATER PUMP ROOM = 沖廁水及食水泵房

FLUSHING & POTABLE WATER PUMP ROOM = 沖廁水及食水泵房

FLUSHING WATER TANK = 沖廁水缸

FLUSHING WATER PUMP ROOM = 沖廁水泵房

F.S.I. = FIRE SERVICE INLET = 消防入水掣

F.S. WATER PIPE ROOM = FIRE SERVICE WATER PIPE ROOM = 消防水管房

F.S. WATER PUMP ROOM = FIRE SERVICE WATER PUMP ROOM = 消防泵房

F.S. WATER TANK = FIRE SERVICE WATER TANK = 消防水缸

F.S. WATER TANK ACCESS = FIRE SERVICE WATER TANK ACCESS = 消防水缸入口

F.S. CHECK METER = FIRE SERVICE CHECK METER = 消防檢測水錶

GARDEN = 花園

GARDEN VILLA = 花園單位

GAS METER CHAMBER = 煤氣錶安放處

GLASS CANOPY = 玻璃簷篷

GLASS CANOPY ABOVE = 玻璃簷篷置上

GONDOLA TRACK = 吊船軌道

HATCH DOOR = 閘門

H.R. = HOSE REEL = 消防喉轆

INTAKE VENT SHAFT = 入風槽

JACUZZI = 按摩池

KIT. = KITCHEN = 廚房

LAV. = LAVATORY = 洗手間

LAWN = 草坪

LIFT = 升降機

LIFT CONTROL PANEL = 升降機控制屏

LIFT LOBBY = 升降機大堂

Floor plans of residential properties in the Development 發展項目的住宅物業的樓面平面圖

Legend for floor plans 平面圖圖例

LIFT SHAFT = 升降機槽

LIGHT WEIGHT STEEL FRAME WITH STONE CLADDING LINE ABOVE = 輕鋼架及石材覆蓋層線置上

LIGHT WEIGHT G.M.S. FRAME WITH STONE CLADDING ABOVE = 輕鋼架及石材覆蓋層置上

LIV. = LIVING ROOM = 客廳

LOGISTIC RM. = 後勤室

MAIN LOBBY = 大堂

MAIN SWITCH ROOM = 總電掣房

M.L. = METAL LOUVER = 金屬百葉窗

MBR = MASTER BEDROOM = 主人房

MBA = MASTER BATHROOM = 主人浴室

MIN. * MM HEIGHT GLASS BALUSTRADE ABOVE FINISH FLOOR LEVEL = 距離樓層地台裝飾面上不少於* 毫米高的玻璃圍欄

MIN. * MM H. A.F.F.L. (ABOVE FINISH FLOOR LEVEL) TEMPERED GLASS BALUSTRADE = 距離樓層地台裝飾面上不少於* 毫米高的強化玻璃圍欄

NON LOAD-BEARING FULL HEIGHT GLASS WALL ACT AS ACOUSTIC FIN = 非承力全高玻璃牆作隔聲鰭用途

P.A. = PLANTER = 花槽

P.D. = PIPE DUCT = 管道槽

P.D. (*/F ONLY) = PIPE DUCT (*/F ONLY) = 管道槽（只於* 樓）

P.D. AT */F = PIPE DUCT AT */F = 管道槽（於* 樓）

PAVEMENT = 行人路

PIPE WELL = 管井

POWDER RM. = 化妝間

POTABLE WATER PUMP ROOM = 食水泵房

POTABLE WATER TANK = 食水缸

PUMP ROOM = 泵房

RAMP = 斜路

RAMP UP = 向上斜路

RAMP DN = 向下斜路

R.C. CANOPY = REINFORCED CONCRETE CANOPY = 鋼筋混凝土簷篷

R.C. CANOPY COVER = REINFORCED CONCRETE CANOPY COVER = 鋼筋混凝土簷篷

R.C. CANOPY WITH ALUMINIUM CLADDING = REINFORCED CONCRETE CANOPY WITH ALUMINIUM CLADDING = 鋁板鋼筋混凝土簷篷

RS&MRR = REFUSE STORAGE AND MATERIAL RECOVERY ROOM = 垃圾及物料回收室

S.V. = SMOKE VENT = 排煙口

SINK = 洗滌盆

SKYLIGHT = 天窗

SKYLIGHT ABOVE = 天窗置上

ST. = STORE = 士多房

SWIMMING POOL = 游泳池

SWITCH ROOM = 電掣房

TBE = TBE RM. = TELECOMMUNICATIONS AND BROADCASTING EQUIPMENT ROOM = 電訊設備房

TRANSFER PLATE LINE ABOVE = 轉換層線置上

TRANSFORMER ROOM = 變壓器房

TRANSFORMER ROOM “C” = 變壓器房“C”

TOP OF ARCHITECTURAL FEATURE = 建築裝飾頂部

TOP OF B.W. = TOP OF BAY WINDOW = 窗台頂部

TOP OF CURTAIN WALL = 幕牆頂部

TOP OF CURTAIN WALL AT */F ONLY = 幕牆頂部（只於* 樓）

TOP OF P.D. AT */F ONLY = TOP OF PIPE DUCT AT */F ONLY = 管道槽頂部（只於* 樓）

TOP OF S.V. = TOP OF SMOKE VENT = 排煙口頂部

Floor plans of residential properties in the Development 發展項目的住宅物業的樓面平面圖

Legend for floor plans 平面圖圖例

TOP VENT = 頂部通風口

TOP VENT FOR STAIRCASE ST-T6-2 = T6-2號樓梯頂部通風口

TX RM. = TRANSFORMER ROOM = 變壓器房

UNEXCAVATED = 未挖掘

UP = 上

UPPER ROOF = 高層天台

U.P.=UTILITY PLATFORM = 工作平台

U.P. ABOVE = 工作平台置上

U.P. LINE ABOVE = 工作平台線置上

U.R. = UTILITY ROOM = 工作間

WATER FEATURE = 水景

WATER PUMP ROOM = 水泵房

WATER TANK = 水缸

WATER TANK ACCESS = 水缸入口位

WMC = WATER METER CABINET = 水錶箱

WMC (*/F ONLY) = WATER METER CABINET (*/F ONLY) = 水錶箱（只於* 樓）

VILLA = 單位

VOID = 中空

YARD = 庭院

Guidance Notes for floor plans :
1. There may be architectural features and exposed pipes on external walls.
2. The air-conditioning outdoor units may affect the temperature of the residential units.
3. Symbols of fittings and fitments shown on the floor plans, such as bathtubs, sink, water closets, jacuzzi, shower, sink counter, etc, are retrieved from the latest approved building plans and are for general indication only.

樓面平面圖之指引：
1. 外牆或設有建築裝飾及外露喉管道。
2. 住宅單位的溫度或會受到室外之製冷系統所影響。
3. 平面圖上所顯示的形象裝置符號，例如浴缸、洗滌盆、坐廁、按摩池、花灑、洗滌盆櫃等乃擇自最新的經批准的建築圖則，只作一般性標誌。

House 1
Avio Boulevard
艾維奧大道 1號洋房

1. The thickness of the floor slabs (excluding plaster) of each residential property shown in the floor plan hereto as provided in the approved buildings plans for the Development : 175mm and 200mm for Basement, 150mm and 225mm for G/F, 125mm and 150mm for 1/F, 150mm and 200mm for 2/F, 150mm for Roof Stairhood.
   按發展項目經批准的建築圖則所規定，此平面圖顯示每個住宅物業的樓板(不包括灰泥)的厚度：地庫層為175毫米及200毫米，地面層為150毫米及225毫米，一樓為125毫米及150毫米，二樓為150毫米及200毫米，天台梯屋為150毫米。
2. The floor-to-floor height of each residential property shown in the floor plan hereto as provided in the approved buildings plans for the Development : 3310mm, 4150mm, and 4440mm for Basement, 4100mm and 4350mm for G/F, 3500mm and 4000mm for 1/F, 3500mm for 2/F, 2660mm for Roof Stairhood.
   按發展項目經批准的建築圖則所規定，此平面圖顯示每個住宅物業的層與層之間的高度：地庫層為3310毫米、4150毫米及4440毫米，地面層為4100毫米及4350毫米，一樓為3500毫米及4000毫米，二樓為3500毫米，天台梯屋為2660毫米。
3. The internal areas of the residential properties on the upper floors will generally be slightly larger than those on the lower floors because of the reducing thickness of the structural walls on the upper floors.
   因住宅物業的較高樓層的結構牆的厚度遞減，較高樓層的內部面積，一般比較低層的內部面積稍大。

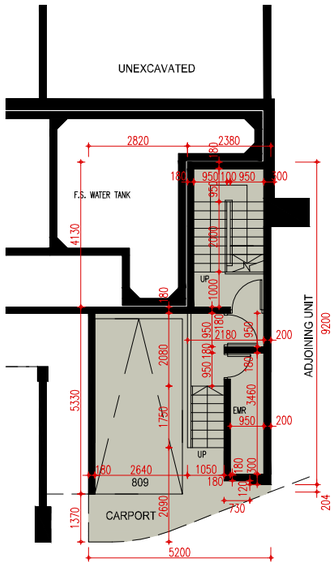

Basement Plan
地庫層平面圖

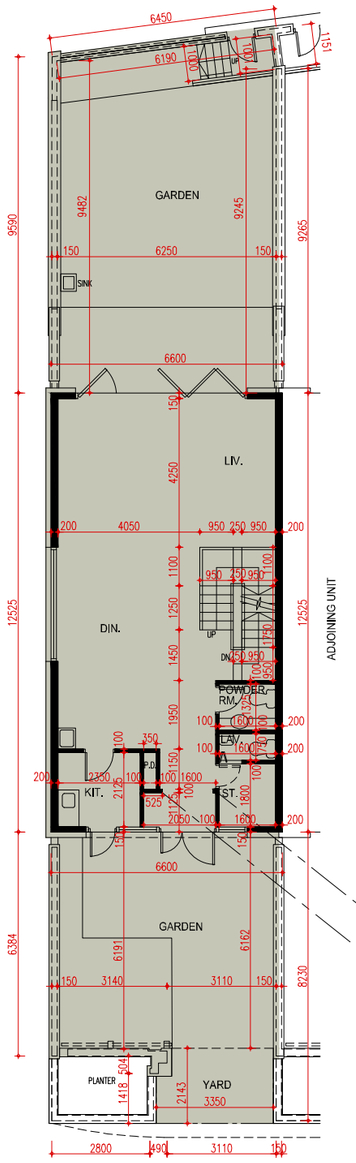

G/F Plan
地面層平面圖

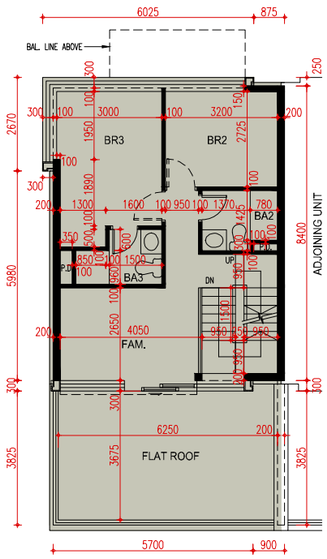

1/F Plan
一樓平面圖

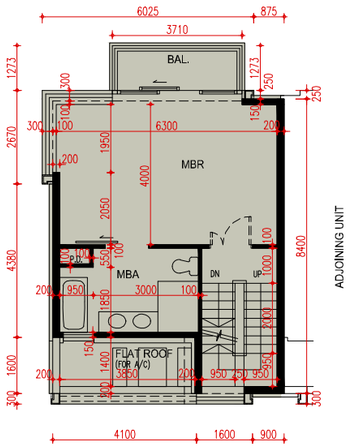

2/F Plan
二樓平面圖

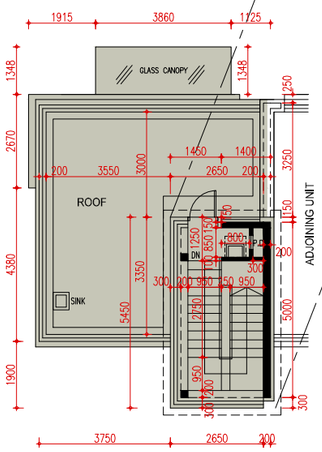

Roof Plan
天台平面圖

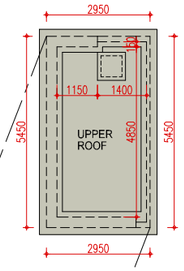

Upper Roof Plan
上層天台平面圖

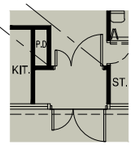

Part Plan on G/F
地面層部份平面圖

Note : This part plan shows the "as-is" layout
備註：此部份平面圖所示為現狀之布局。

Please refer to pages AL001 to AL004 of this sales brochure for legend of the terms and abbreviations and guidance notes in studying the floor plans of this section.
請參閱本售樓說明書第AL001至AL004頁之圖例及指引以協助解讀此部分的平面圖及其顯示之名稱及簡稱。

0 1 2 3 4 5 6 Metres 米

Note : The dimensions of floor plans are all structural dimensions in millimeter.
備註：平面圖之尺規所列數字為以毫米標示之建築結構尺寸。

House 2
Avio Boulevard
艾維奧大道 2號洋房

1. The thickness of the floor slabs (excluding plaster) of each residential property shown in the floor plan hereto as provided in the approved buildings plans for the Development : 175mm and 200mm for Basement, 150mm and 225mm for G/F, 125mm and 150mm for 1/F, 150mm and 200mm for 2/F, 150mm for Roof Stairhood.
按發展項目經批准的建築圖則所規定，此平面圖顯示每個住宅物業的樓板(不包括灰泥)的厚度：地庫層為175毫米及200毫米，地面層為150毫米及225毫米，一樓為125毫米及150毫米，二樓為150毫米及200毫米，天台梯屋為150毫米。
2. The floor-to-floor height of each residential property shown in the floor plan hereto as provided in the approved buildings plans for the Development : 3310mm, 4150mm, and 4440mm for Basement, 4100mm and 4350mm for G/F, 3500mm and 4000mm for 1/F, 3500mm for 2/F, 2660mm for Roof Stairhood.
按發展項目經批准的建築圖則所規定，此平面圖顯示每個住宅物業的層與層之間的高度：地庫層為3310毫米、4150毫米及4440毫米，地面層為4100毫米及4350毫米，一樓為3500毫米及4000毫米，二樓為3500毫米，天台梯屋為2660毫米。
3. The internal areas of the residential properties on the upper floors will generally be slightly larger than those on the lower floors because of the reducing thickness of the structural walls on the upper floors.
因住宅物業的較高樓層的結構牆的厚度遞減，較高樓層的內部面積，一般比較低層的內部面積稍大。

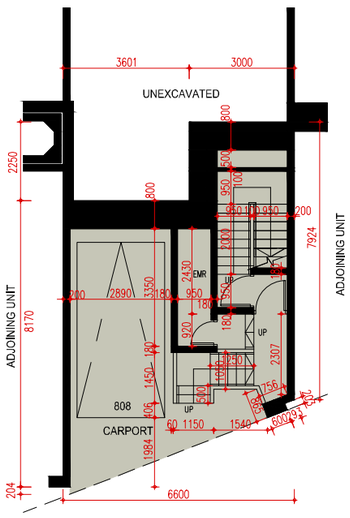

Basement Plan
地庫層平面圖

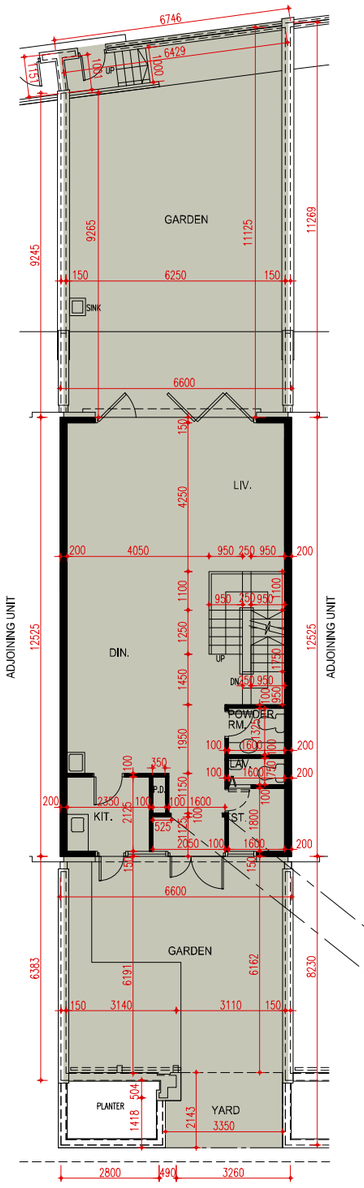

G/F Plan
地面層平面圖

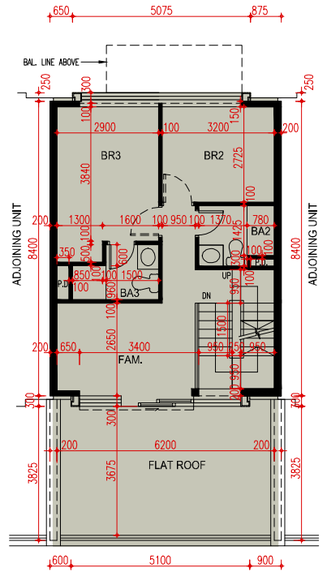

1/F Plan
一樓平面圖

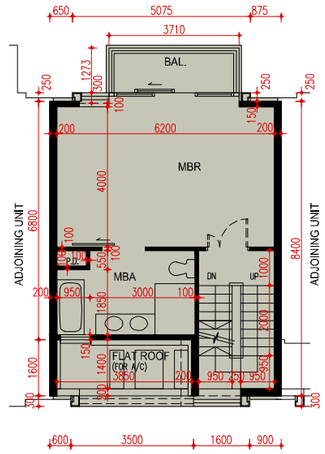

2/F Plan
二樓平面圖

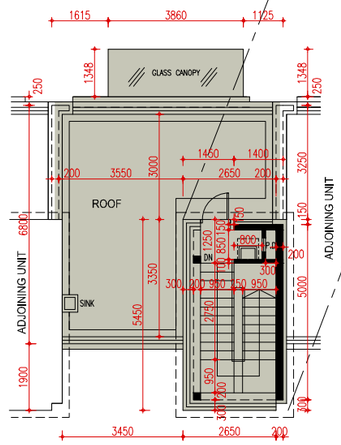

Roof Plan
天台平面圖

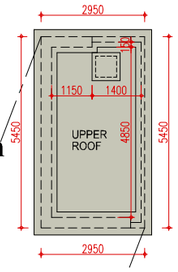

Upper Roof Plan
上層天台平面圖

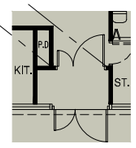

Part Plan on G/F
地面層部份平面圖
Note : This part plan shows the "as-is" layout
備註：此部份平面圖所示為現狀之布局。

Please refer to pages AL001 to AL004 of this sales brochure for legend of the terms and abbreviations and guidance notes in studying the floor plans of this section.
請參閱本售樓說明書第AL001至AL004頁之圖例及指引以協助解讀此部分的平面圖及其顯示之名稱及簡稱。

0 1 2 3 4 5 6 Metres 米

Note : The dimensions of floor plans are all structural dimensions in millimeter.
備註：平面圖之尺規所列數字為以毫米標示之建築結構尺寸。

House 3
Avio Boulevard
艾維奧大道 3號洋房

1. The thickness of the floor slabs (excluding plaster) of each residential property shown in the floor plan hereto as provided in the approved buildings plans for the Development : 175mm for Basement, 150mm and 225mm for G/F, 125mm and 150mm for 1/F, 150mm and 200mm for 2/F, 150mm for Roof Stairhood.
按發展項目經批准的建築圖則所規定，此平面圖顯示每個住宅物業的樓板(不包括灰泥)的厚度：地庫層為175毫米，地面層為150毫米及225毫米，一樓為125毫米及150毫米，二樓為150毫米及200毫米，天台梯屋為150毫米。
2. The floor-to-floor height of each residential property shown in the floor plan hereto as provided in the approved buildings plans for the Development : 3310mm, 4150mm, and 4440mm for Basement, 4100mm and 4350mm for G/F, 3500mm and 4000mm for 1/F, 3500mm for 2/F, 2660mm for Roof Stairhood.
按發展項目經批准的建築圖則所規定，此平面圖顯示每個住宅物業的層與層之間的高度：地庫層為3310毫米、4150毫米及4440毫米，地面層為4100毫米及4350毫米，一樓為3500毫米及4000毫米，二樓為3500毫米，天台梯屋為2660毫米。
3. The internal areas of the residential properties on the upper floors will generally be slightly larger than those on the lower floors because of the reducing thickness of the structural walls on the upper floors.
因住宅物業的較高樓層的結構牆的厚度遞減，較高樓層的內部面積，一般比較低層的內部面積稍大。

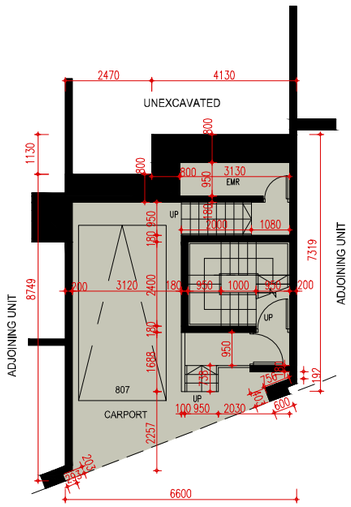

Basement Plan
地庫層平面圖

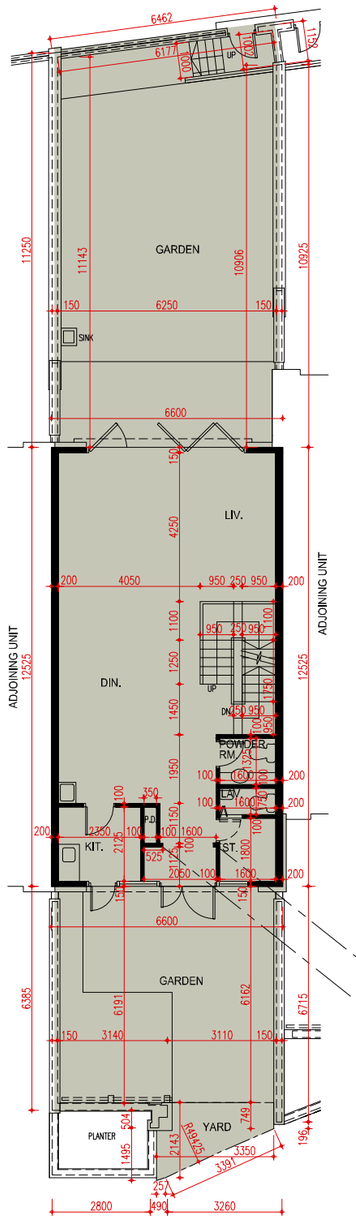

G/F Plan
地面層平面圖

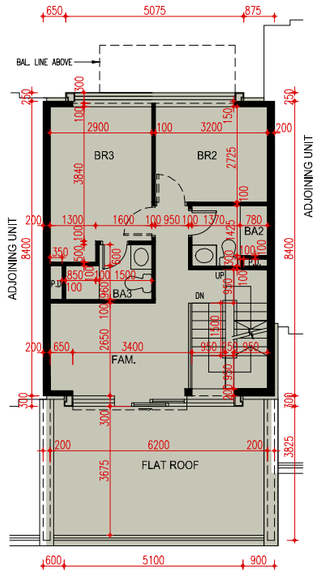

1/F Plan
一樓平面圖

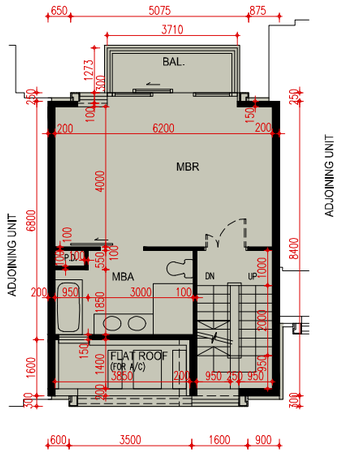

2/F Plan
二樓平面圖

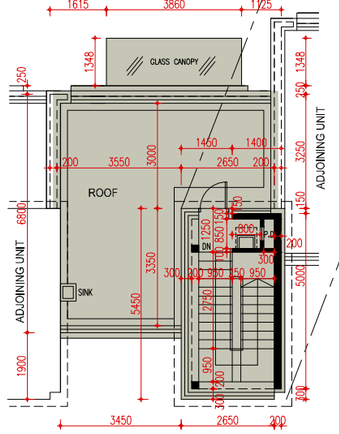

Roof Plan
天台平面圖

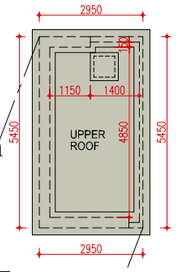

Upper Roof Plan
上層天台平面圖

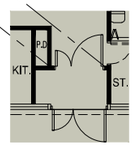

Part Plan on G/F
地面層部份平面圖
Note : This part plan shows the "as-is" layout
備註：此部份平面圖所示為現狀之布局。

Please refer to pages AL001 to AL004 of this sales brochure for legend of the terms and abbreviations and guidance notes in studying the floor plans of this section.
請參閱本售樓說明書第AL001至AL004頁之圖例及指引以協助解讀此部分的平面圖及其顯示之名稱及簡稱。

0 1 2 3 4 5 6 Metres 米

Note : The dimensions of floor plans are all structural dimensions in millimeter.
備註：平面圖之尺規所列數字為以毫米標示之建築結構尺寸。

House 5
Avio Boulevard
艾維奧大道 5號洋房

1. The thickness of the floor slabs (excluding plaster) of each residential property shown in the floor plan hereto as provided in the approved buildings plans for the Development : 175mm for Basement, 150mm and 225mm for G/F, 125mm and 150mm for 1/F, 150mm and 200mm for 2/F, 150mm for Roof Stairhood.
按發展項目經批准的建築圖則所規定，此平面圖顯示每個住宅物業的樓板(不包括灰泥)的厚度：地庫層為175毫米，地面層為150毫米及225毫米，一樓為125毫米及150毫米，二樓為150毫米及200毫米，天台梯屋為150毫米。
2. The floor-to-floor height of each residential property shown in the floor plan hereto as provided in the approved buildings plans for the Development : 3310mm, 4150mm, and 4440mm for Basement, 4100mm and 4350mm for G/F, 3500mm and 4000mm for 1/F, 3500mm for 2/F, 2660mm for Roof Stairhood.
按發展項目經批准的建築圖則所規定，此平面圖顯示每個住宅物業的層與層之間的高度：地庫層為3310毫米、4150毫米及4440毫米，地面層為4100毫米及4350毫米，一樓為3500毫米及4000毫米，二樓為3500毫米，天台梯屋為2660毫米。
3. The internal areas of the residential properties on the upper floors will generally be slightly larger than those on the lower floors because of the reducing thickness of the structural walls on the upper floors.
因住宅物業的較高樓層的結構牆的厚度遞減，較高樓層的內部面積，一般比較低層的內部面積稍大。

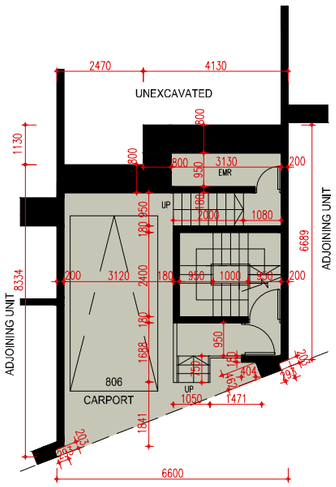

Basement Plan
地庫層平面圖

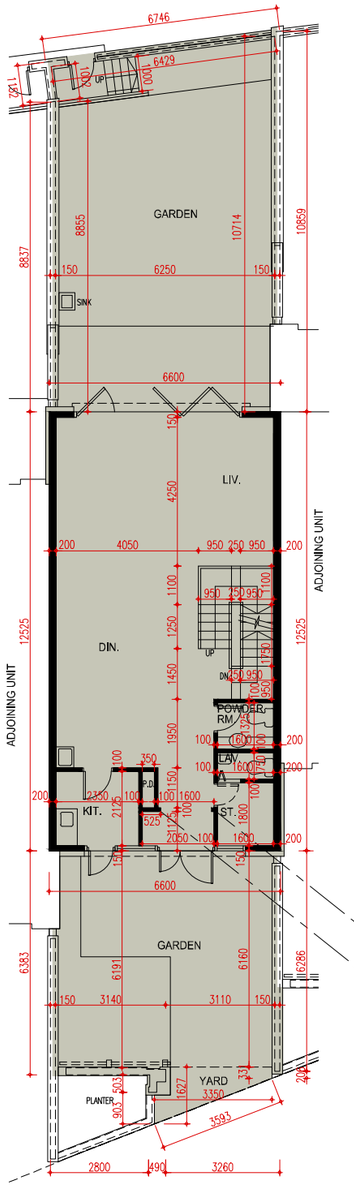

G/F Plan
地面層平面圖

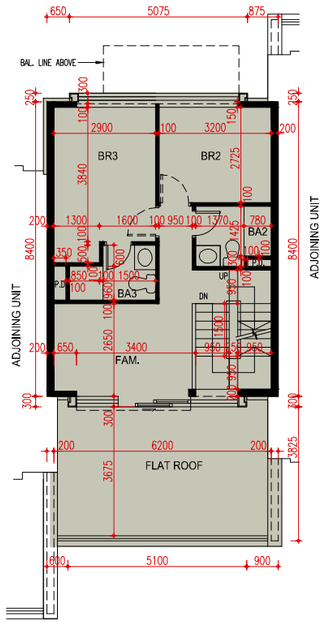

1/F Plan
一樓平面圖

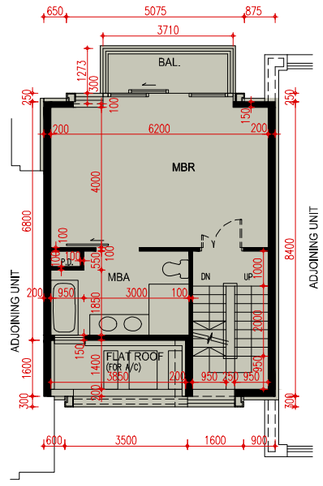

2/F Plan
二樓平面圖

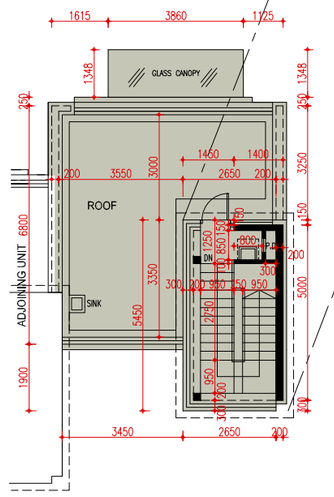

Roof Plan
天台平面圖

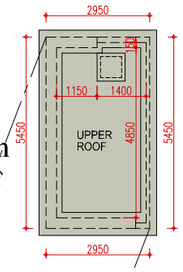

Upper Roof Plan
上層天台平面圖

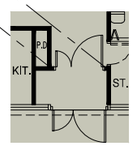

Part Plan on G/F
地面層部份平面圖

Note : This part plan shows the "as-is" layout
備註：此部份平面圖所示為現狀之布局。

Please refer to pages AL001 to AL004 of this sales brochure for legend of the terms and abbreviations and guidance notes in studying the floor plans of this section.
請參閱本售樓說明書第AL001至AL004頁之圖例及指引以協助解讀此部分的平面圖及其顯示之名稱及簡稱。

0 1 2 3 4 5 6 Metres 米

Note : The dimensions of floor plans are all structural dimensions in millimeter.
備註：平面圖之尺規所列數字為以毫米標示之建築結構尺寸。

House 6
Avio Boulevard
艾維奧大道 6號洋房

1. The thickness of the floor slabs (excluding plaster) of each residential property shown in the floor plan hereto as provided in the approved buildings plans for the Development : 175mm for Basement, 150mm and 200mm for G/F, 150mm and 175mm for 1/F, 150mm for Roof Stairhood.
   按發展項目經批准的建築圖則所規定，此平面圖顯示每個住宅物業的樓板(不包括灰泥)的厚度：地庫層為175毫米，地面層為150毫米及200毫米，一樓為150毫米及175毫米，天台梯屋為150毫米。
2. The floor-to-floor height of each residential property shown in the floor plan hereto as provided in the approved buildings plans for the Development : 3600mm and 4750mm for Basement, 4100mm and 4350mm for G/F, 3500mm for 1/F, 2660mm for Roof Stairhood.
   按發展項目經批准的建築圖則所規定，此平面圖顯示每個住宅物業的層與層之間的高度：地庫層為3600毫米及4750毫米，地面層為4100毫米及4350毫米，一樓為3500毫米，天台梯屋為2660毫米。
3. The internal areas of the residential properties on the upper floors will generally be slightly larger than those on the lower floors because of the reducing thickness of the structural walls on the upper floors.
   因住宅物業的較高樓層的結構牆的厚度遞減，較高樓層的內部面積，一般比較低層的內部面積稍大。

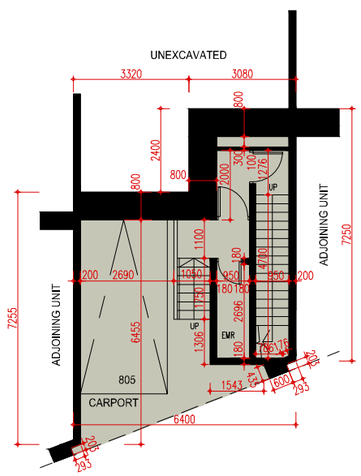

Basement Plan
地庫層平面圖

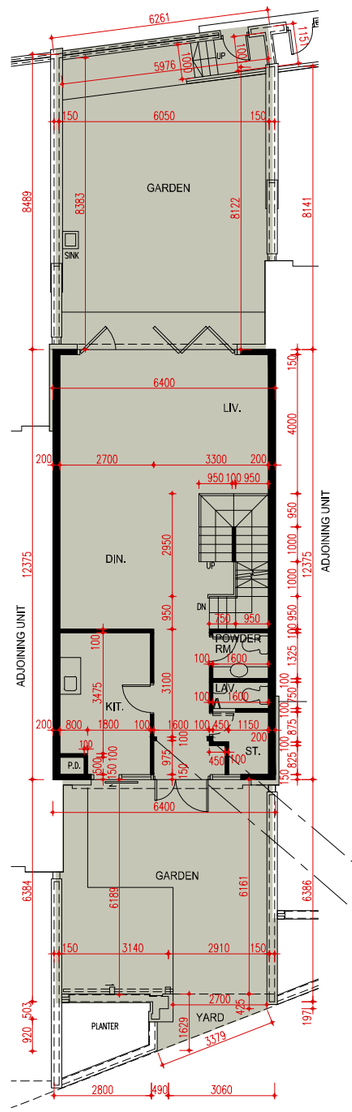

G/F Plan
地面層平面圖

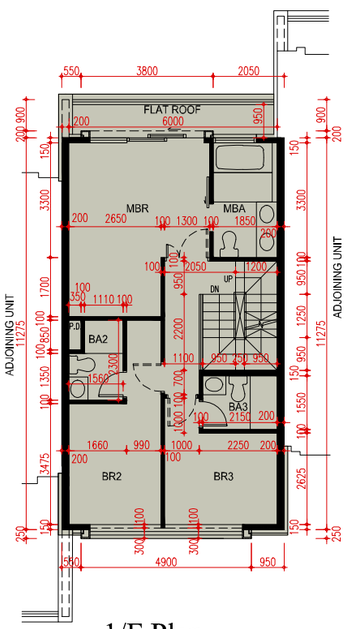

1/F Plan
一樓平面圖

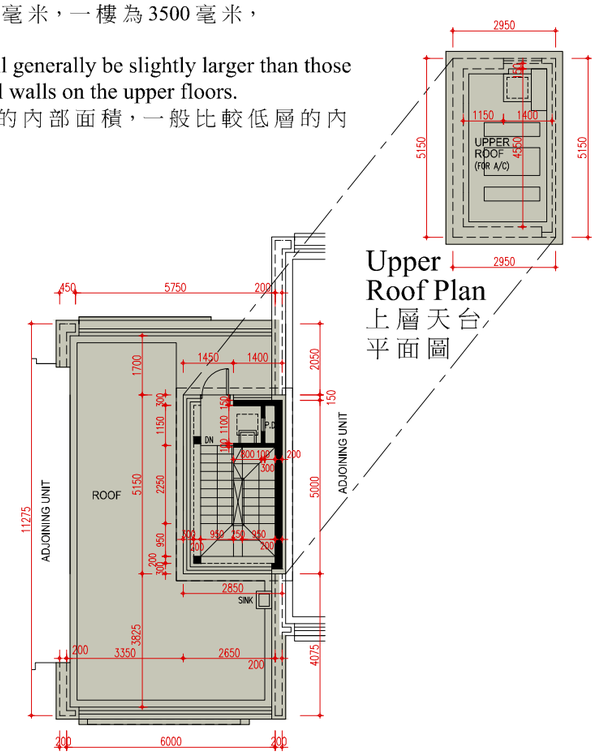

Upper Roof Plan
上層天台平面圖

Roof Plan
天台平面圖

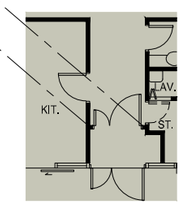

Part Plan on G/F
地面層部份平面圖
Note : This part plan shows the "as-is" layout
備註：此部份平面圖所示為現狀之布局。

Please refer to pages AL001 to AL004 of this sales brochure for legend of the terms and abbreviations and guidance notes in studying the floor plans of this section.
請參閱本售樓說明書第AL001至AL004頁之圖例及指引以協助解讀此部分的平面圖及其顯示之名稱及簡稱。

0 1 2 3 4 5 6 Metres 米

Note : The dimensions of floor plans are all structural dimensions in millimeter.
備註：平面圖之尺規所列數字為以毫米標示之建築結構尺寸。

House 7
Avio Boulevard
艾維奧大道 7號洋房

1. The thickness of the floor slabs (excluding plaster) of each residential property shown in the floor plan hereto as provided in the approved buildings plans for the Development : 175mm for Basement, 150mm and 200mm for G/F, 150mm and 175mm for 1/F, 150mm for Roof Stairhood.
   按發展項目經批准的建築圖則所規定，此平面圖顯示每個住宅物業的樓板(不包括灰泥)的厚度：地庫層為175毫米，地面層為150毫米及200毫米，一樓為150毫米及175毫米，天台梯屋為150毫米。
2. The floor-to-floor height of each residential property shown in the floor plan hereto as provided in the approved buildings plans for the Development : 3500mm and 4650mm for Basement, 4100mm and 4350mm for G/F, 3500mm for 1/F, 2660mm for Roof Stairhood.
   按發展項目經批准的建築圖則所規定，此平面圖顯示每個住宅物業的層與層之間的高度：地庫層為3500毫米及4650毫米，地面層為4100毫米及4350毫米，一樓為3500毫米，天台梯屋為2660毫米。
3. The internal areas of the residential properties on the upper floors will generally be slightly larger than those on the lower floors because of the reducing thickness of the structural walls on the upper floors.
   因住宅物業的較高樓層的結構牆的厚度遞減，較高樓層的內部面積，一般比較低層的內部面積稍大。

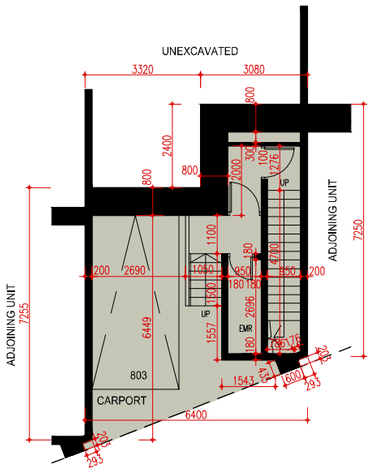

Basement Plan
地庫層平面圖

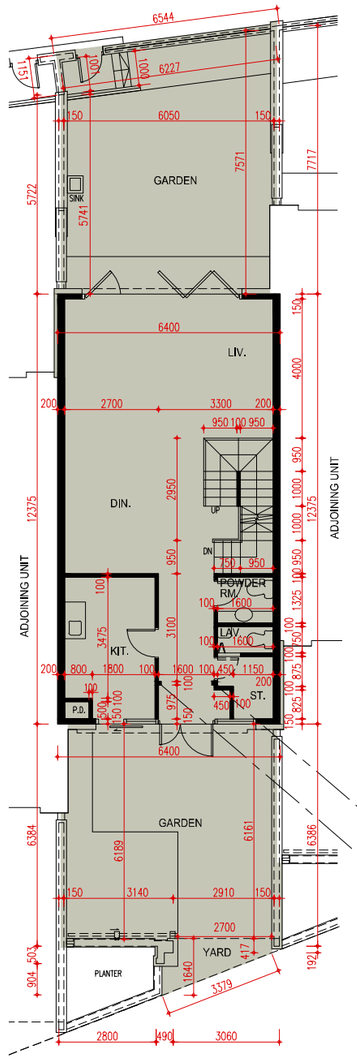

G/F Plan
地面層平面圖

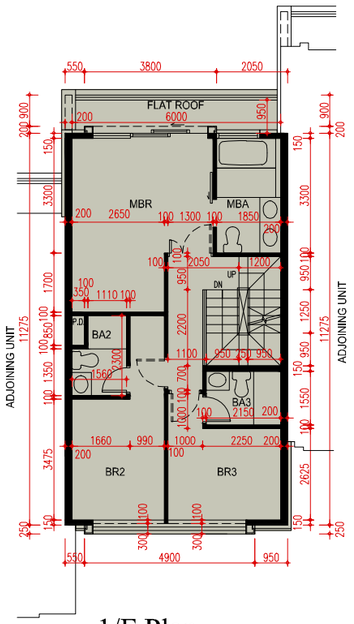

1/F Plan
一樓平面圖

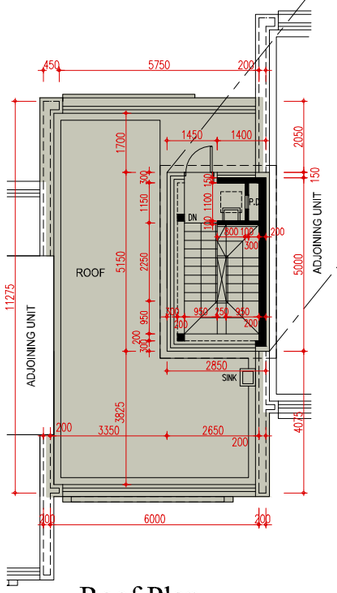

Roof Plan
天台平面圖

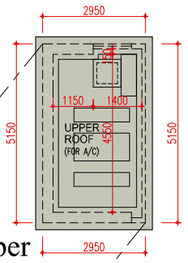

Upper Roof Plan
上層天台平面圖

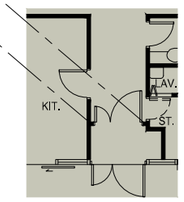

Part Plan on G/F
地面層部份平面圖

Note : This part plan shows the "as-is" layout
備註：此部份平面圖所示為現狀之布局。

Please refer to pages AL001 to AL004 of this sales brochure for legend of the terms and abbreviations and guidance notes in studying the floor plans of this section.
請參閱本售樓說明書第AL001至AL004頁之圖例及指引以協助解讀此部分的平面圖及其顯示之名稱及簡稱。

0 1 2 3 4 5 6 Metres 米

Note : The dimensions of floor plans are all structural dimensions in millimeter.
備註：平面圖之尺規所列數字為以毫米標示之建築結構尺寸。

House 8
Avio Boulevard
艾維奧大道 8號洋房

1. The thickness of the floor slabs (excluding plaster) of each residential property shown in the floor plan hereto as provided in the approved buildings plans for the Development : 175mm for Basement, 150mm and 200mm for G/F, 150mm and 175mm for 1/F, 150mm for Roof Stairhood.
   按發展項目經批准的建築圖則所規定，此平面圖顯示每個住宅物業的樓板(不包括灰泥)的厚度：地庫層為175毫米，地面層為150毫米及200毫米，一樓為150毫米及175毫米，天台梯屋為150毫米。
2. The floor-to-floor height of each residential property shown in the floor plan hereto as provided in the approved buildings plans for the Development : 3300mm and 4500mm for Basement, 4100mm and 4350mm for G/F, 3500mm for 1/F, 2660mm for Roof Stairhood.
   按發展項目經批准的建築圖則所規定，此平面圖顯示每個住宅物業的層與層之間的高度：地庫層為3300毫米及4500毫米，地面層為4100毫米及4350毫米，一樓為3500毫米，天台梯屋為2660毫米。
3. The internal areas of the residential properties on the upper floors will generally be slightly larger than those on the lower floors because of the reducing thickness of the structural walls on the upper floors.
   因住宅物業的較高樓層的結構牆的厚度遞減，較高樓層的內部面積，一般比較低層的內部面積稍大。

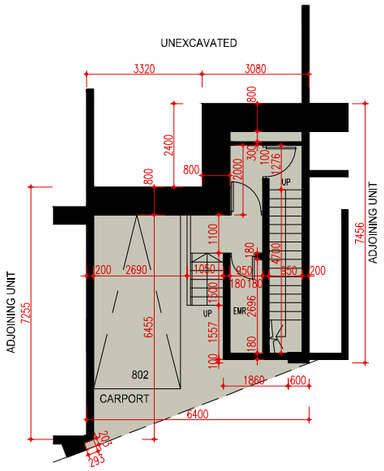

Basement Plan
地庫層平面圖

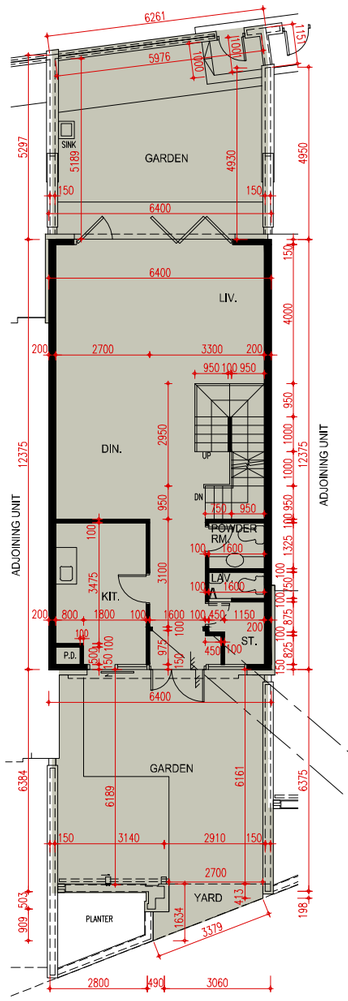

G/F Plan
地面層平面圖

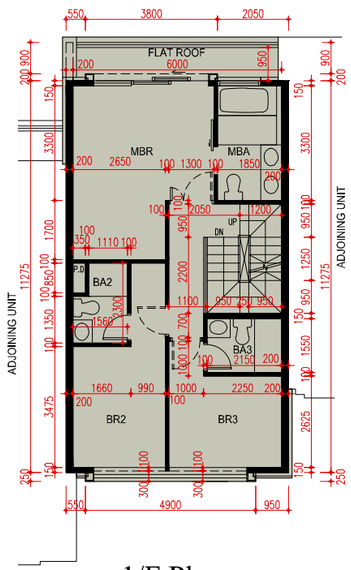

1/F Plan
一樓平面圖

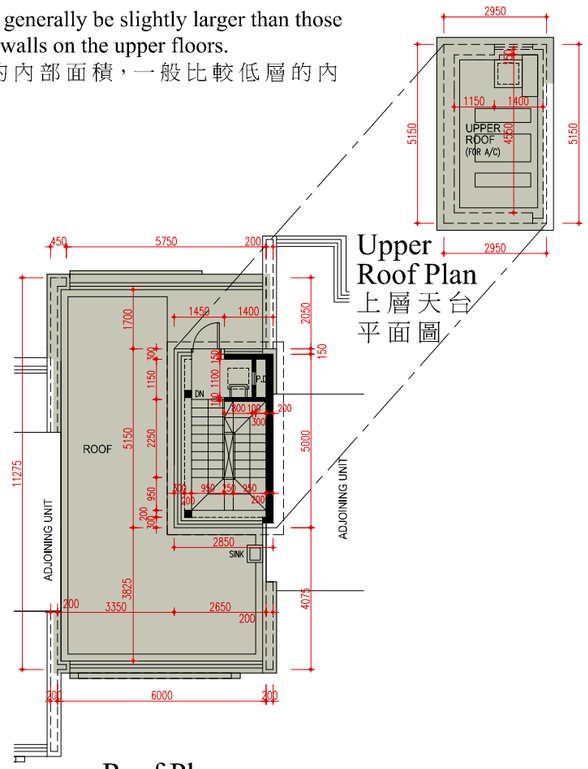

Upper Roof Plan
上層天台平面圖

Roof Plan
天台平面圖

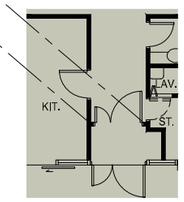

Part Plan on G/F
地面層部份平面圖
Note : This part plan shows the "as-is" layout
備註：此部份平面圖所示為現狀之布局。

Please refer to pages AL001 to AL004 of this sales brochure for legend of the terms and abbreviations and guidance notes in studying the floor plans of this section.
請參閱本售樓說明書第AL001至AL004頁之圖例及指引以協助解讀此部分的平面圖及其顯示之名稱及簡稱。

0 1 2 3 4 5 6 Metres 米

Note : The dimensions of floor plans are all structural dimensions in millimeter.
備註：平面圖之尺規所列數字為以毫米標示之建築結構尺寸。

House 9
Avio Boulevard
艾維奧大道 9號洋房

1. The thickness of the floor slabs (excluding plaster) of each residential property shown in the floor plan hereto as provided in the approved buildings plans for the Development : 175mm for Basement, 150mm and 175mm for G/F, 150mm for 1/F, 150mm for Roof Stairhood.
   按發展項目經批准的建築圖則所規定，此平面圖顯示每個住宅物業的樓板(不包括灰泥)的厚度：地庫層為175毫米，地面層為150毫米及175毫米，一樓為150毫米，天台梯屋為150毫米。
2. The floor-to-floor height of each residential property shown in the floor plan hereto as provided in the approved buildings plans for the Development : 2950mm and 4400mm for Basement, 4100mm and 4350mm for G/F, 3500mm for 1/F, 2660mm for Roof Stairhood.
   按發展項目經批准的建築圖則所規定，此平面圖顯示每個住宅物業的層與層之間的高度：地庫層為2950毫米及4400毫米，地面層為4100毫米及4350毫米，一樓為3500毫米，天台梯屋為2660毫米。
3. The internal areas of the residential properties on the upper floors will generally be slightly larger than those on the lower floors because of the reducing thickness of the structural walls on the upper floors.
   因住宅物業的較高樓層的結構牆的厚度遞減，較高樓層的內部面積，一般比較低層的內部面積稍大。

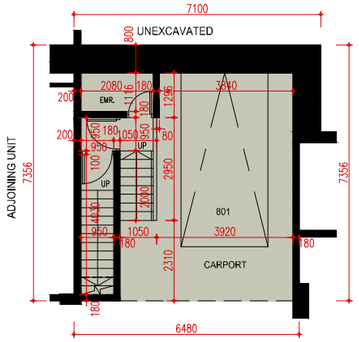

Basement Plan
地庫層平面圖

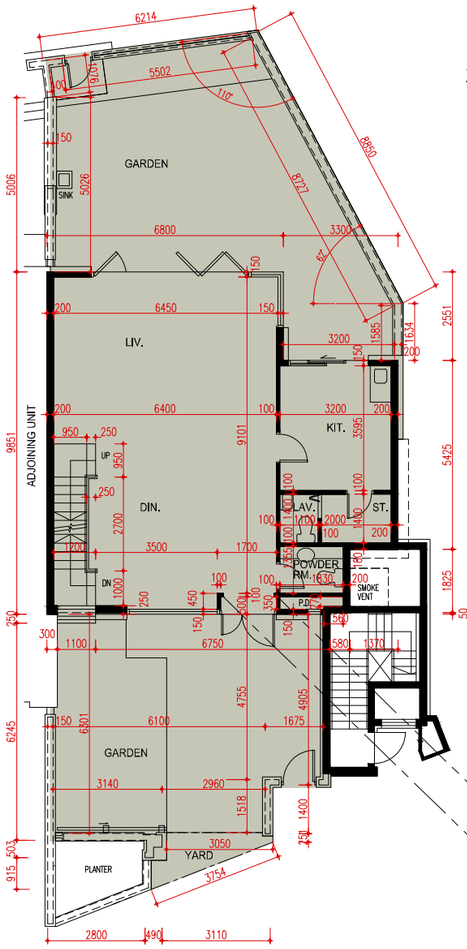

G/F Plan
地面層平面圖

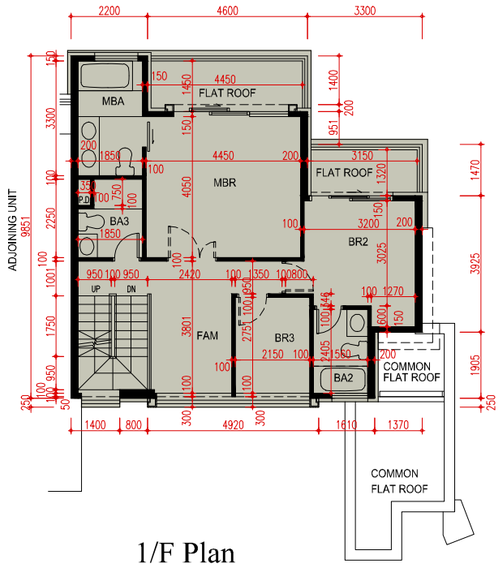

1/F Plan
一樓平面圖

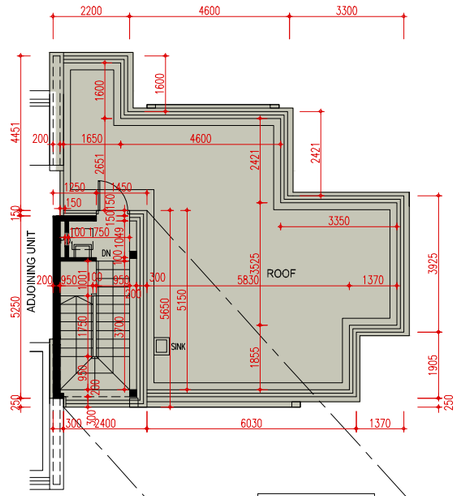

Roof Plan
天台平面圖

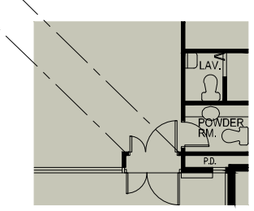

Part Plan on G/F
地面層部份平面圖
Note : This part plan shows the "as-is" layout
備註：此部份平面圖所示為現狀之布局。

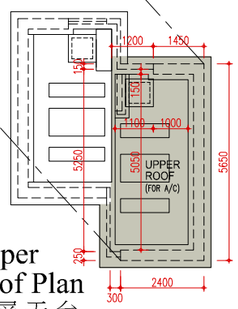

Upper Roof Plan
上層天台平面圖

Please refer to pages AL001 to AL004 of this sales brochure for legend of the terms and abbreviations and guidance notes in studying the floor plans of this section.
請參閱本售樓說明書第AL001至AL004頁之圖例及指引以協助解讀此部分的平面圖及其顯示之名稱及簡稱。

0 1 2 3 4 5 6 Metres 米

Note : The dimensions of floor plans are all structural dimensions in millimeter.
備註：平面圖之尺規所列數字為以毫米標示之建築結構尺寸。

House 1
Bevera Boulevard
巴維拉大道 1號洋房

Please refer to pages AL001 to AL004 of this sales brochure for legend of the terms and abbreviations and guidance notes in studying the floor plans of this section.
請參閱本售樓說明書第AL001至AL004頁之圖例及指引以協助解讀此部分的平面圖及其顯示之名稱及簡稱。

1. The thickness of the floor slabs (excluding plaster) of each residential property shown in the floor plan hereto as provided in the approved buildings plans for the Development : 175mm and 200mm for Basement, 150mm and 175mm for G/F, 150mm and 175mm for 1/F, 150mm and 200mm for 2/F, 150mm for Roof Stairhood.
按發展項目經批准的建築圖則所規定，此平面圖顯示每個住宅物業的樓板(不包括灰泥)的厚度：地庫層為175毫米及200毫米，地面層為150毫米及175毫米，一樓為150毫米及175毫米，二樓為150毫米及200毫米，天台梯屋為150毫米。
2. The floor-to-floor height of each residential property shown in the floor plan hereto as provided in the approved buildings plans for the Development : 2940mm, 3700mm, 4150mm and 4440mm for Basement, 4100mm and 4350mm for G/F, 3500mm for 1/F, 3500mm for 2/F, 2660mm for Roof Stairhood.
按發展項目經批准的建築圖則所規定，此平面圖顯示每個住宅物業的層與層之間的高度：地庫層為2940毫米、3700毫米、4150毫米及4440毫米，地面層為4100毫米及4350毫米，一樓為3500毫米，二樓為3500毫米，天台梯屋為2660毫米。
3. The internal areas of the residential properties on the upper floors will generally be slightly larger than those on the lower floors because of the reducing thickness of the structural walls on the upper floors.
因住宅物業的較高樓層的結構牆的厚度遞減，較高樓層的內部面積，一般比較低層的內部面積稍大。

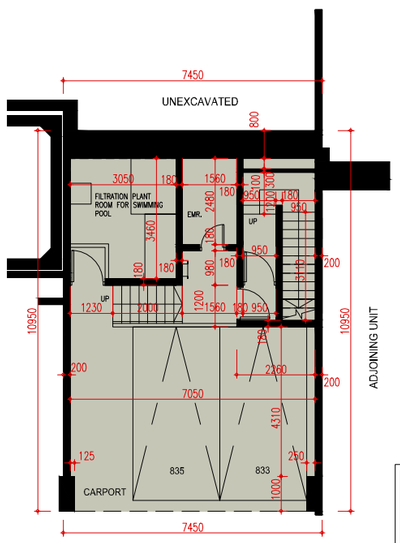

Basement Plan
地庫層平面圖

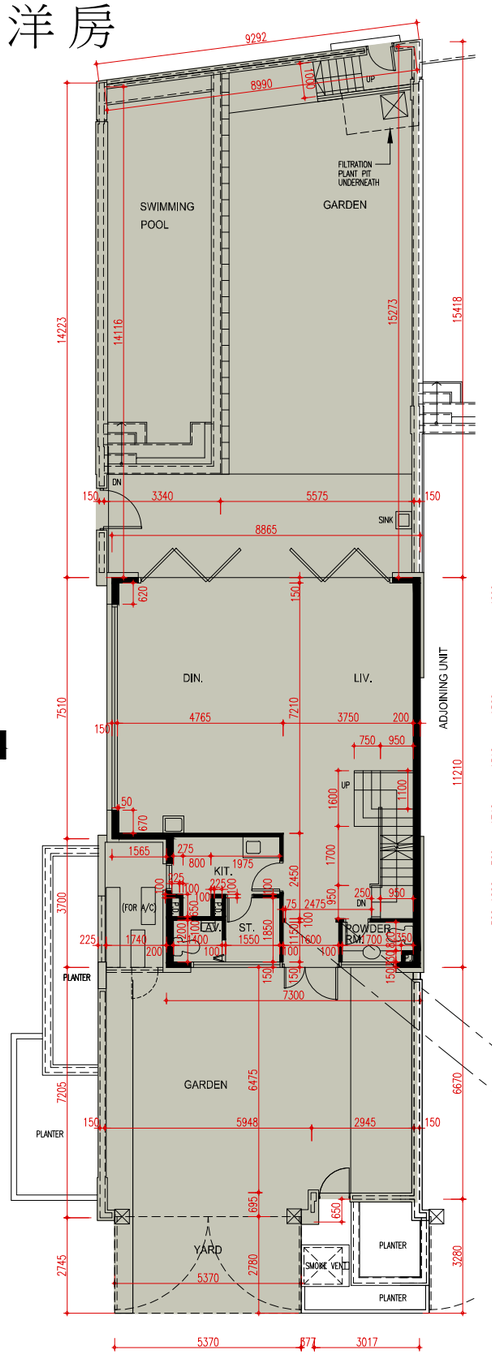

G/F Plan
地面層平面圖

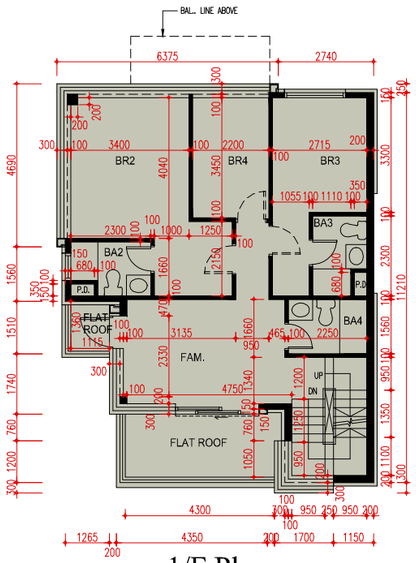

1/F Plan
一樓平面圖

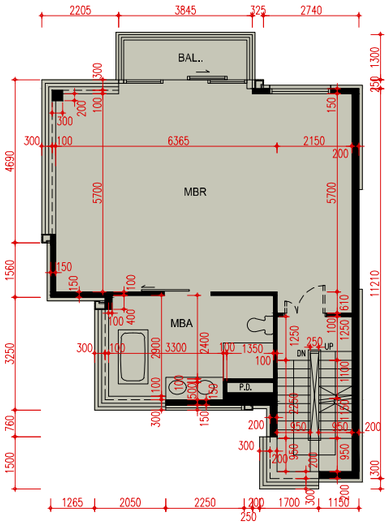

2/F Plan
二樓平面圖

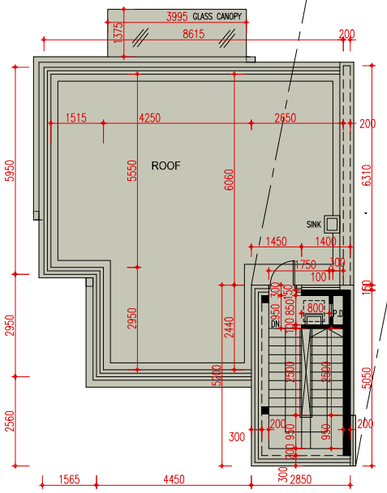

Roof Plan
天台平面圖

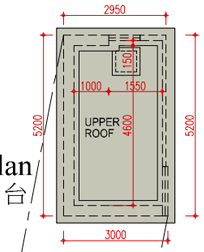

Upper Roof Plan
上層天台平面圖

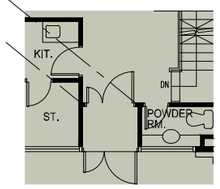

Part Plan on G/F
地面層部份平面圖
Note : This part plan shows the "as-is" layout
備註：此部份平面圖所示為現狀之布局。

0 1 2 3 4 5 6 Metres 米

Note : The dimensions of floor plans are all structural dimensions in millimeter.
備註：平面圖之尺規所列數字為以毫米標示之建築結構尺寸。

House 2
Bevera Boulevard
巴維拉大道 2號洋房

Please refer to pages AL001 to AL004 of this sales brochure for legend of the terms and abbreviations and guidance notes in studying the floor plans of this section.
請參閱本售樓說明書第AL001至AL004頁之圖例及指引以協助解讀此部分的平面圖及其顯示之名稱及簡稱。

1. The thickness of the floor slabs (excluding plaster) of each residential property shown in the floor plan hereto as provided in the approved buildings plans for the Development : 175mm and 200mm for Basement, 150mm and 225mm for G/F, 150mm and 175mm for 1/F and 2/F, 150mm for Roof Stairhood.
按發展項目經批准的建築圖則所規定，此平面圖顯示每個住宅物業的樓板(不包括灰泥)的厚度：地庫層為175毫米及200毫米，地面層為150毫米及225毫米，一樓與二樓為150毫米及175毫米，天台梯屋為150毫米。
2. The floor-to-floor height of each residential property shown in the floor plan hereto as provided in the approved buildings plans for the Development : 2940mm, 4150mm, 4200mm and 4440mm for Basement, 4350mm for G/F, 3250mm, 3500mm and 4000mm for 1/F, 3500mm for 2/F, 2660mm for Roof Stairhood.
按發展項目經批准的建築圖則所規定，此平面圖顯示每個住宅物業的層與層之間的高度：地庫層為2940毫米、4150毫米、4200毫米及4440毫米，地面層為4350毫米，一樓為3250毫米、3500毫米及4000毫米，二樓為3500毫米，天台梯屋為2660毫米。
3. The internal areas of the residential properties on the upper floors will generally be slightly larger than those on the lower floors because of the reducing thickness of the structural walls on the upper floors.
因住宅物業的較高樓層的結構牆的厚度遞減，較高樓層的內部面積，一般比較低層的內部面積稍大。

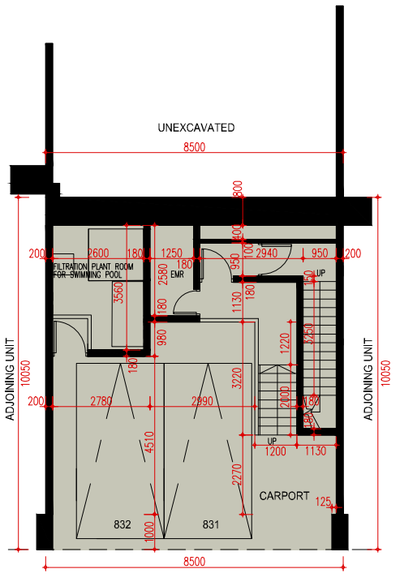

Basement Plan
地庫層平面圖

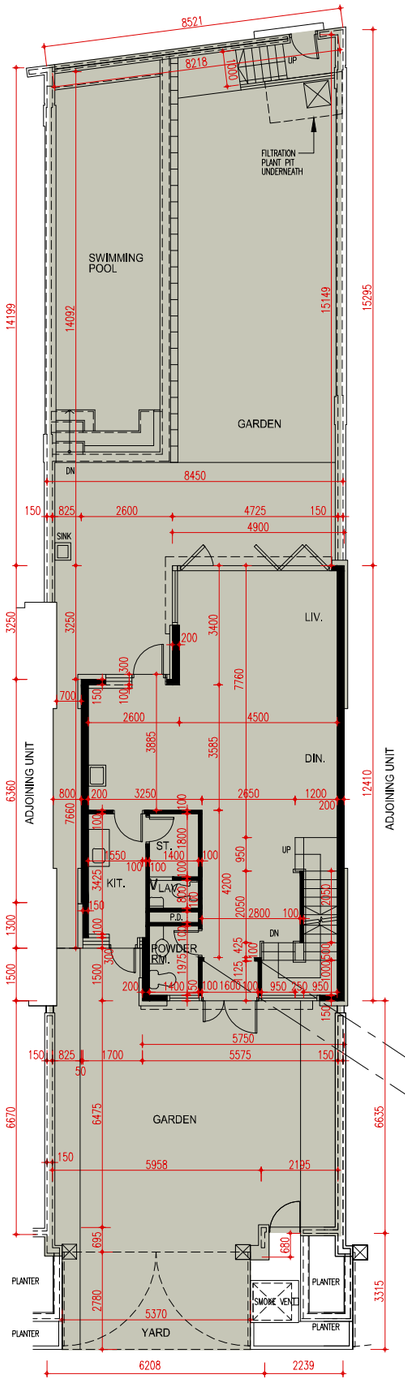

G/F Plan
地面層平面圖

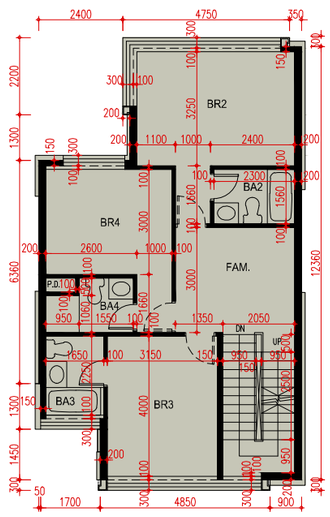

1/F Plan
一樓平面圖

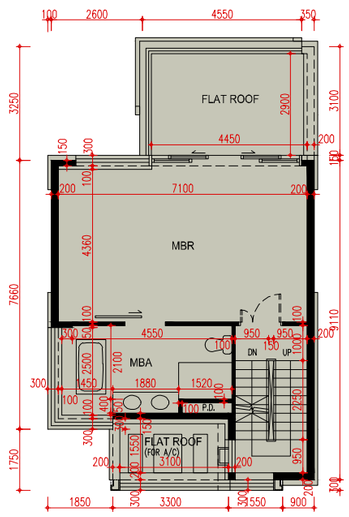

2/F Plan
二樓平面圖

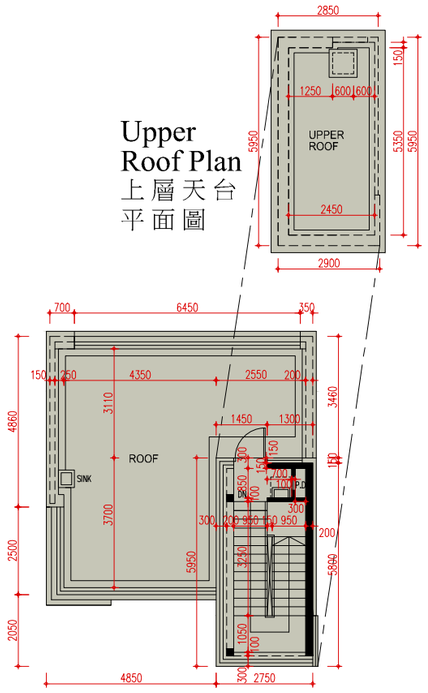

Upper Roof Plan
上層天台平面圖

Roof Plan
天台平面圖

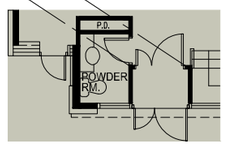

Part Plan on G/F
地面層部份平面圖
Note : This part plan shows the "as-is" layout
備註：此部份平面圖所示為現狀之布局。

0 1 2 3 4 5 6 Metres 米

Note : The dimensions of floor plans are all structural dimensions in millimeter.
備註：平面圖之尺規所列數字為以毫米標示之建築結構尺寸。

House 3
Bevera Boulevard
巴維拉大道 3號洋房

Please refer to pages AL001 to AL004 of this sales brochure for legend of the terms and abbreviations and guidance notes in studying the floor plans of this section.
請參閱本售樓說明書第AL001至AL004頁之圖例及指引以協助解讀此部分的平面圖及其顯示之名稱及簡稱。

1. The thickness of the floor slabs (excluding plaster) of each residential property shown in the floor plan hereto as provided in the approved buildings plans for the Development : 175mm and 200mm for Basement, 150mm and 225mm for G/F, 150mm and 175mm for 1/F and 2/F, 150mm for Roof Stairhood.
按發展項目經批准的建築圖則所規定，此平面圖顯示每個住宅物業的樓板(不包括灰泥)的厚度：地庫層為175毫米及200毫米，地面層為150毫米及225毫米，一樓與二樓為150毫米及175毫米，天台梯屋為150毫米。
2. The floor-to-floor height of each residential property shown in the floor plan hereto as provided in the approved buildings plans for the Development : 2940mm, 4150mm, 4200mm and 4440mm for Basement, 4350mm for G/F, 3250mm, 3500mm and 4000mm for 1/F, 3500mm for 2/F, 2660mm for Roof Stairhood.
按發展項目經批准的建築圖則所規定，此平面圖顯示每個住宅物業的層與層之間的高度：地庫層為2940毫米、4150毫米、4200毫米及4440毫米，地面層為4350毫米，一樓為3250毫米、3500毫米及4000毫米，二樓為3500毫米，天台梯屋為2660毫米。
3. The internal areas of the residential properties on the upper floors will generally be slightly larger than those on the lower floors because of the reducing thickness of the structural walls on the upper floors.
因住宅物業的較高樓層的結構牆的厚度遞減，較高樓層的內部面積，一般比較低層的內部面積稍大。

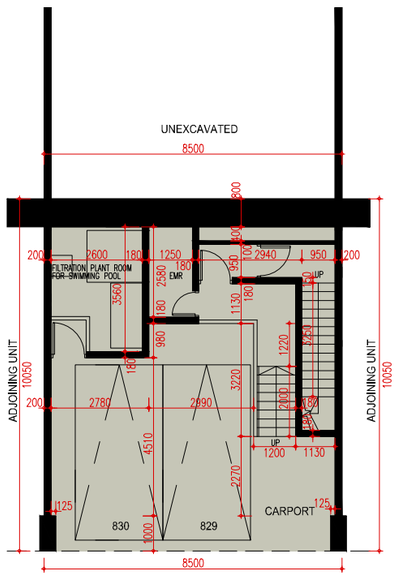

Basement Plan
地庫層平面圖

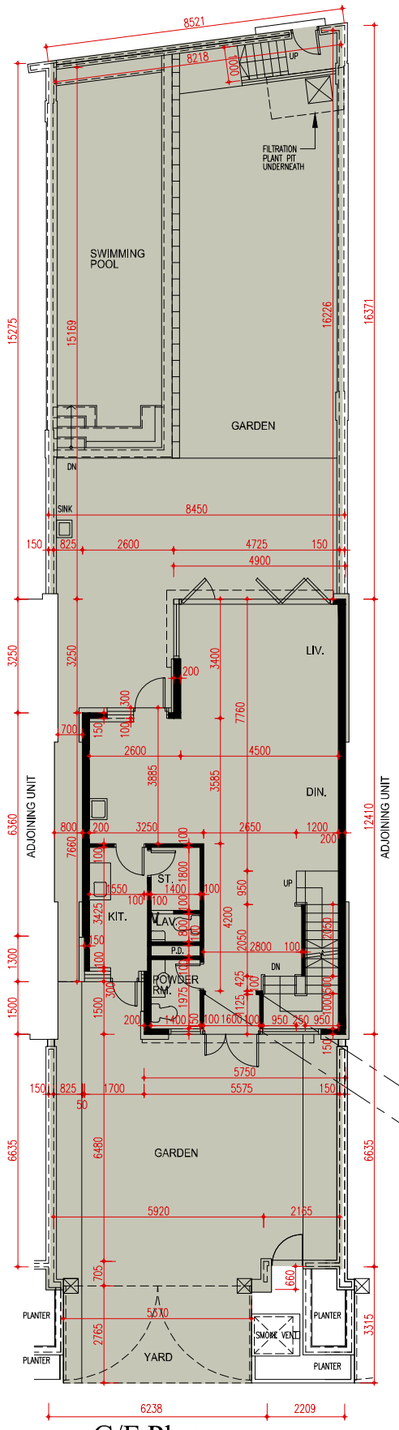

G/F Plan
地面層平面圖

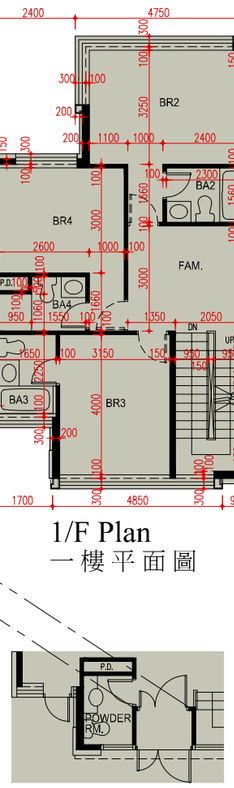

Part Plan on G/F
地面層部份平面圖
Note : This part plan shows the "as-is" layout
備註：此部份平面圖所示為現狀之布局。

1/F Plan
一樓平面圖

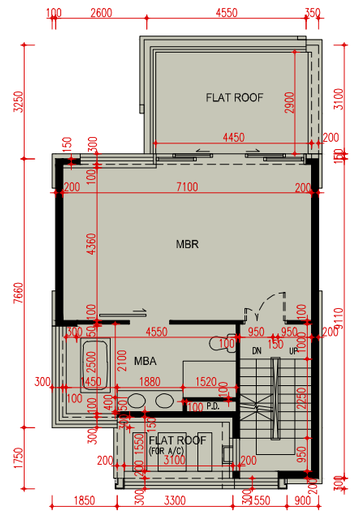

2/F Plan
二樓平面圖

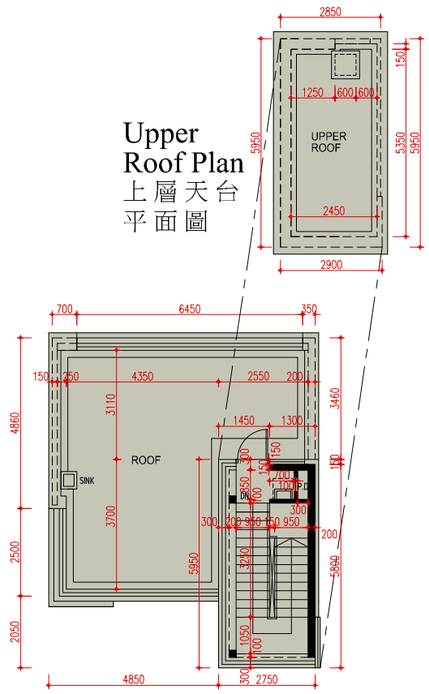

Upper Roof Plan
上層天台平面圖

Roof Plan
天台平面圖

0 1 2 3 4 5 6 Metres 米

Note : The dimensions of floor plans are all structural dimensions in millimeter.
備註：平面圖之尺規所列數字為以毫米標示之建築結構尺寸。

House 5
Bevera Boulevard
巴維拉大道 5號洋房

Please refer to pages AL001 to AL004 of this sales brochure for legend of the terms and abbreviations and guidance notes in studying the floor plans of this section.
請參閱本售樓說明書第AL001至AL004頁之圖例及指引以協助解讀此部分的平面圖及其顯示之名稱及簡稱。

1. The thickness of the floor slabs (excluding plaster) of each residential property shown in the floor plan hereto as provided in the approved buildings plans for the Development : 175mm and 200mm for Basement, 150mm and 225mm for G/F, 150mm and 175mm for 1/F and 2/F, 150mm for Roof Stairhood.
按發展項目經批准的建築圖則所規定，此平面圖顯示每個住宅物業的樓板(不包括灰泥)的厚度：地庫層為175毫米及200毫米，地面層為150毫米及225毫米，一樓與二樓為150毫米及175毫米，天台梯屋為150毫米。
2. The floor-to-floor height of each residential property shown in the floor plan hereto as provided in the approved buildings plans for the Development : 2940mm, 4150mm, 4200mm and 4440mm for Basement, 4350mm for G/F, 3250mm, 3500mm and 4000mm for 1/F, 3500mm for 2/F, 2660mm for Roof Stairhood.
按發展項目經批准的建築圖則所規定，此平面圖顯示每個住宅物業的層與層之間的高度：地庫層為2940毫米、4150毫米、4200毫米及4440毫米，地面層為4350毫米，一樓為3250毫米、3500毫米及4000毫米，二樓為3500毫米，天台梯屋為2660毫米。
3. The internal areas of the residential properties on the upper floors will generally be slightly larger than those on the lower floors because of the reducing thickness of the structural walls on the upper floors.
因住宅物業的較高樓層的結構牆的厚度遞減，較高樓層的內部面積，一般比較低層的內部面積稍大。

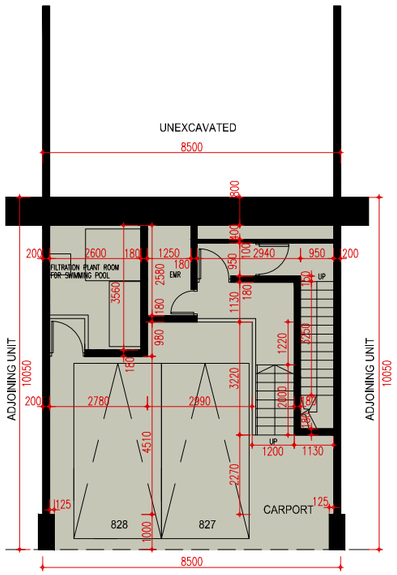

Basement Plan
地庫層平面圖

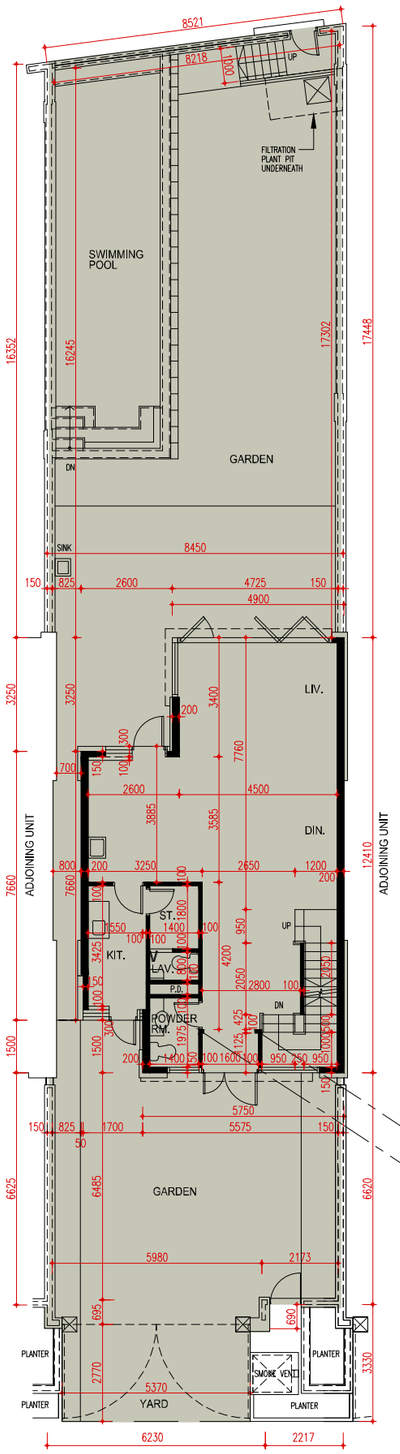

G/F Plan
地面層平面圖

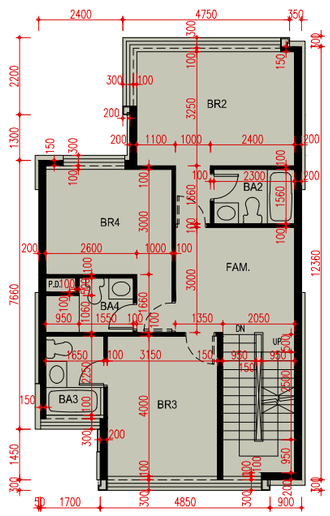

1/F Plan
一樓平面圖

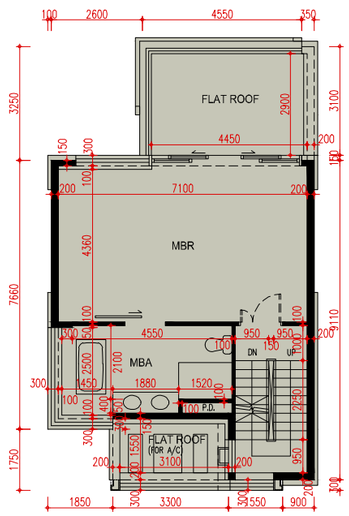

2/F Plan
二樓平面圖

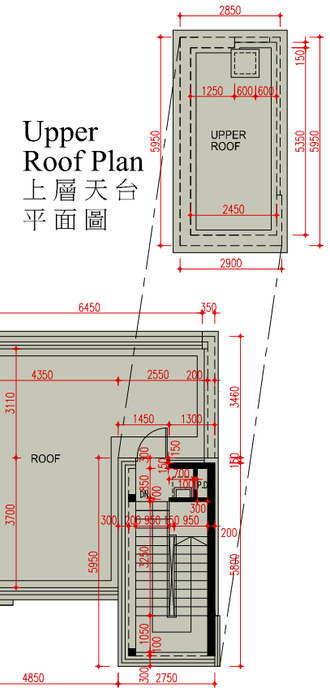

Upper Roof Plan
上層天台平面圖

Roof Plan
天台平面圖

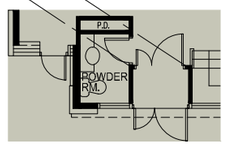

Part Plan on G/F
地面層部份平面圖
Note : This part plan shows the "as-is" layout
備註：此部份平面圖所示為現狀之布局。

0 1 2 3 4 5 6 Metres 米

Note : The dimensions of floor plans are all structural dimensions in millimeter.
備註：平面圖之尺規所列數字為以毫米標示之建築結構尺寸。

House 6
Bevera Boulevard
巴維拉大道 6號洋房

Please refer to pages AL001 to AL004 of this sales brochure for legend of the terms and abbreviations and guidance notes in studying the floor plans of this section.
請參閱本售樓說明書第AL001至AL004頁之圖例及指引以協助解讀此部分的平面圖及其顯示之名稱及簡稱。

1. The thickness of the floor slabs (excluding plaster) of each residential property shown in the floor plan hereto as provided in the approved buildings plans for the Development : 175mm and 200mm for Basement, 150mm and 225mm for G/F, 150mm and 175mm for 1/F and 2/F, 150mm for Roof Stairhood.
按發展項目經批准的建築圖則所規定，此平面圖顯示每個住宅物業的樓板(不包括灰泥)的厚度：地庫層為175毫米及200毫米，地面層為150毫米及225毫米，一樓與二樓為150毫米及175毫米，天台梯屋為150毫米。
2. The floor-to-floor height of each residential property shown in the floor plan hereto as provided in the approved buildings plans for the Development : 2940mm, 4150mm, 4200mm and 4440mm for Basement, 4350mm for G/F, 3250mm, 3500mm and 4000mm for 1/F, 3500mm for 2/F, 2660mm for Roof Stairhood.
按發展項目經批准的建築圖則所規定，此平面圖顯示每個住宅物業的層與層之間的高度：地庫層為2940毫米、4150毫米、4200毫米及4440毫米，地面層為4350毫米，一樓為3250毫米、3500毫米及4000毫米，二樓為3500毫米，天台梯屋為2660毫米。
3. The internal areas of the residential properties on the upper floors will generally be slightly larger than those on the lower floors because of the reducing thickness of the structural walls on the upper floors.
因住宅物業的較高樓層的結構牆的厚度遞減，較高樓層的內部面積，一般比較低層的內部面積稍大。

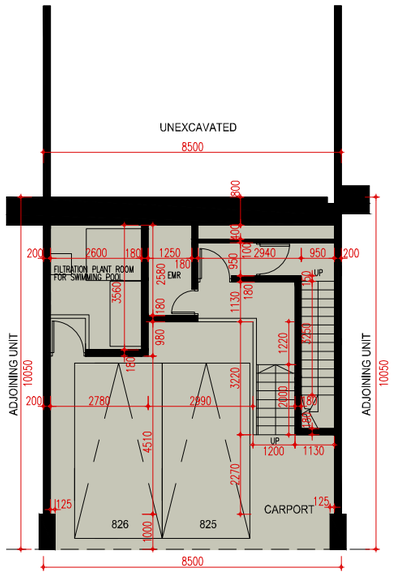

Basement Plan
地庫層平面圖

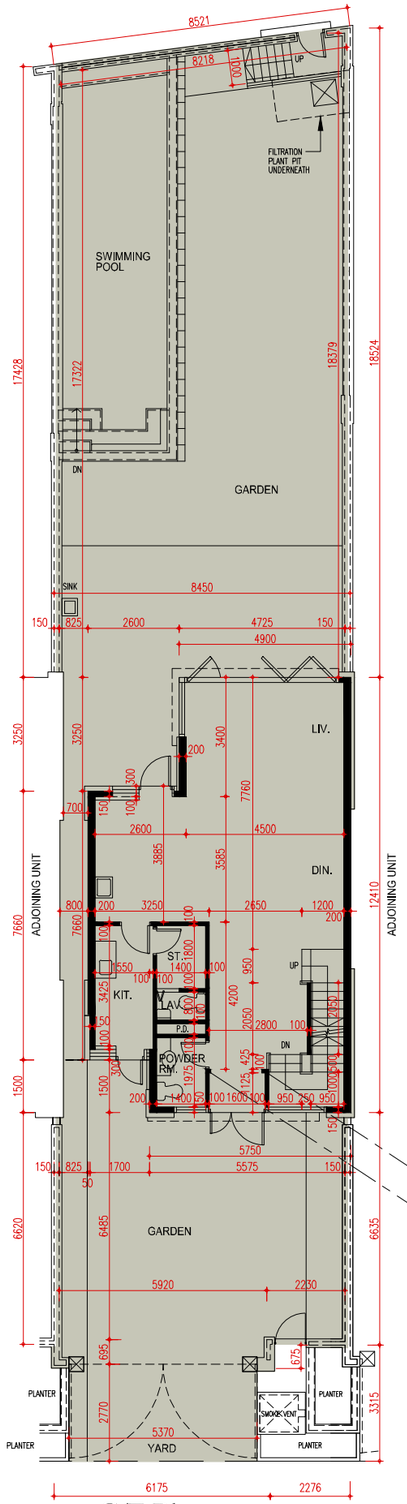

G/F Plan
地面層平面圖

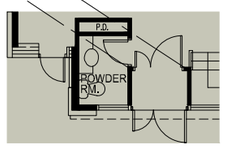

Part Plan on G/F
地面層部份平面圖
Note : This part plan shows the "as-is" layout
備註：此部份平面圖所示為現狀之布局。

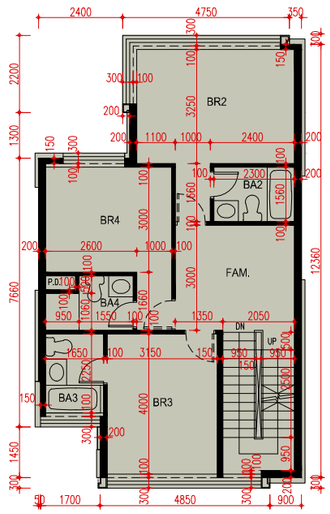

1/F Plan
一樓平面圖

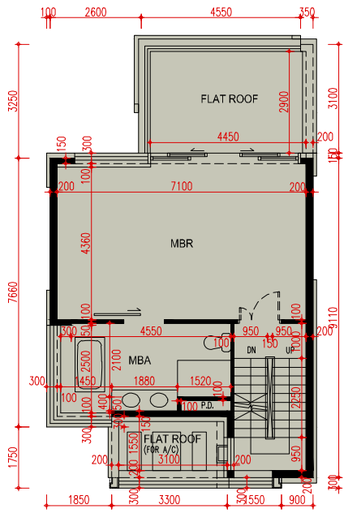

2/F Plan
二樓平面圖

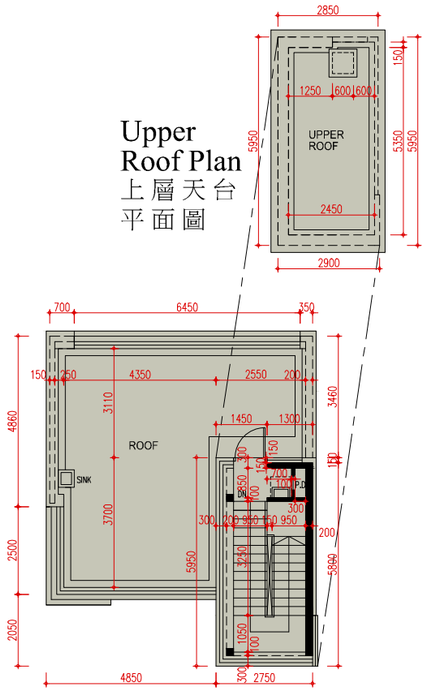

Upper Roof Plan
上層天台平面圖

Roof Plan
天台平面圖

0 1 2 3 4 5 6 Metres 米

Note : The dimensions of floor plans are all structural dimensions in millimeter.
備註：平面圖之尺規所列數字為以毫米標示之建築結構尺寸。

House 7
Bevera Boulevard
巴維拉大道 7號洋房

Please refer to pages AL001 to AL004 of this sales brochure for legend of the terms and abbreviations and guidance notes in studying the floor plans of this section.
請參閱本售樓說明書第AL001至AL004頁之圖例及指引以協助解讀此部分的平面圖及其顯示之名稱及簡稱。

1. The thickness of the floor slabs (excluding plaster) of each residential property shown in the floor plan hereto as provided in the approved buildings plans for the Development : 175mm and 200mm for Basement, 150mm and 225mm for G/F, 150mm and 175mm for 1/F and 2/F, 150mm for Roof Stairhood.
按發展項目經批准的建築圖則所規定，此平面圖顯示每個住宅物業的樓板(不包括灰泥)的厚度：地庫層為175毫米及200毫米，地面層為150毫米及225毫米，一樓與二樓為150毫米及175毫米，天台梯屋為150毫米。
2. The floor-to-floor height of each residential property shown in the floor plan hereto as provided in the approved buildings plans for the Development : 2940mm, 4150mm, 4200mm and 4440mm for Basement, 4350mm for G/F, 3250mm, 3500mm and 4000mm for 1/F, 3500mm for 2/F, 2660mm for Roof Stairhood.
按發展項目經批准的建築圖則所規定，此平面圖顯示每個住宅物業的層與層之間的高度：地庫層為2940毫米、4150毫米、4200毫米及4440毫米，地面層為4350毫米，一樓為3250毫米、3500毫米及4000毫米，二樓為3500毫米，天台梯屋為2660毫米。
3. The internal areas of the residential properties on the upper floors will generally be slightly larger than those on the lower floors because of the reducing thickness of the structural walls on the upper floors.
因住宅物業的較高樓層的結構牆的厚度遞減，較高樓層的內部面積，一般比較低層的內部面積稍大。

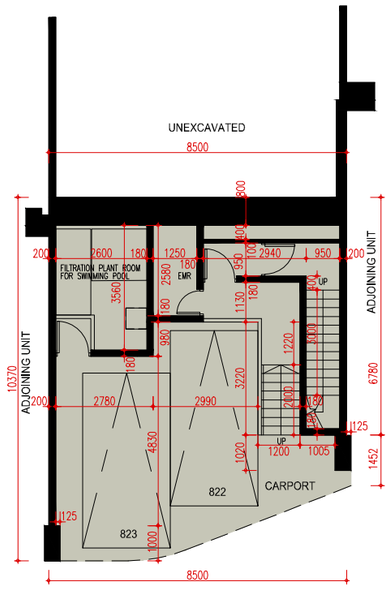

Basement Plan
地庫層平面圖

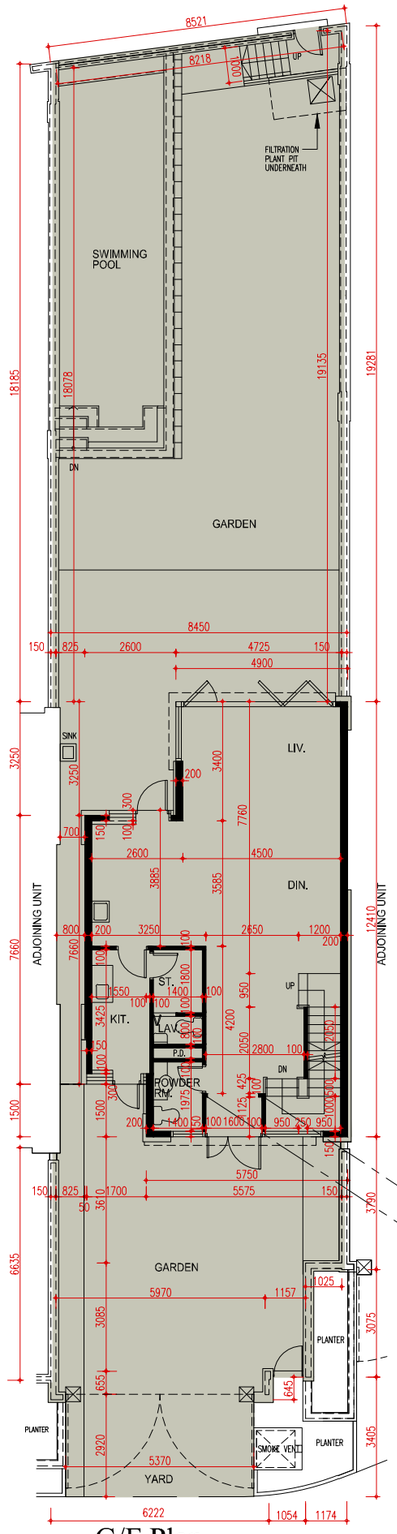

G/F Plan
地面層平面圖

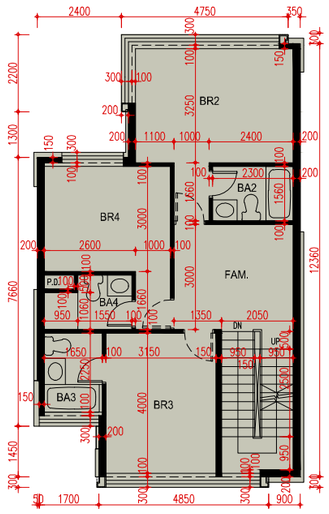

1/F Plan
一樓平面圖

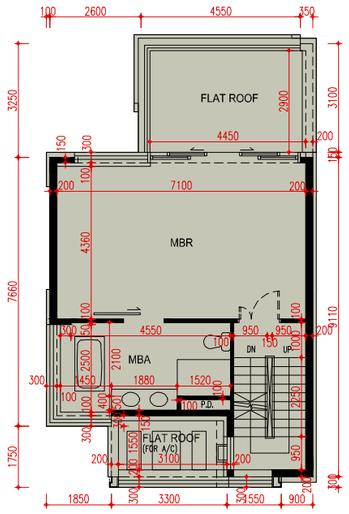

2/F Plan
二樓平面圖

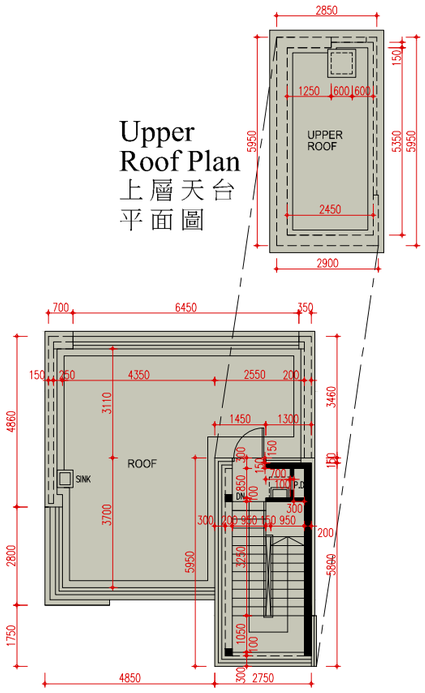

Upper Roof Plan
上層天台平面圖

Roof Plan
天台平面圖

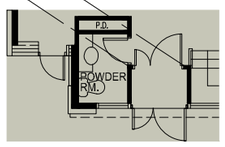

Part Plan on G/F
地面層部份平面圖
Note : This part plan shows the "as-is" layout
備註：此部份平面圖所示為現狀之布局。

0 1 2 3 4 5 6 Metres 米

Note : The dimensions of floor plans are all structural dimensions in millimeter.
備註：平面圖之尺規所列數字為以毫米標示之建築結構尺寸。

House 8
Bevera Boulevard
巴維拉大道 8號洋房

Please refer to pages AL001 to AL004 of this sales brochure for legend of the terms and abbreviations and guidance notes in studying the floor plans of this section.
請參閱本售樓說明書第AL001至AL004頁之圖例及指引以協助解讀此部分的平面圖及其顯示之名稱及簡稱。

1. The thickness of the floor slabs (excluding plaster) of each residential property shown in the floor plan hereto as provided in the approved buildings plans for the Development : 175mm and 200mm for Basement, 150mm and 225mm for G/F, 150mm and 175mm for 1/F and 2/F, 150mm for Roof Stairhood.
按發展項目經批准的建築圖則所規定，此平面圖顯示每個住宅物業的樓板(不包括灰泥)的厚度：地庫層為175毫米及200毫米，地面層為150毫米及225毫米，一樓與二樓為150毫米及175毫米，天台梯屋為150毫米。
2. The floor-to-floor height of each residential property shown in the floor plan hereto as provided in the approved buildings plans for the Development : 2940mm, 4150mm, 4200mm and 4440mm for Basement, 4350mm for G/F, 3250mm, 3500mm and 4000mm for 1/F, 3500mm for 2/F, 2660mm for Roof Stairhood.
按發展項目經批准的建築圖則所規定，此平面圖顯示每個住宅物業的層與層之間的高度：地庫層為2940毫米、4150毫米、4200毫米及4440毫米，地面層為4350毫米，一樓為3250毫米、3500毫米及4000毫米，二樓為3500毫米，天台梯屋為2660毫米。
3. The internal areas of the residential properties on the upper floors will generally be slightly larger than those on the lower floors because of the reducing thickness of the structural walls on the upper floors.
因住宅物業的較高樓層的結構牆的厚度遞減，較高樓層的內部面積，一般比較低層的內部面積稍大。

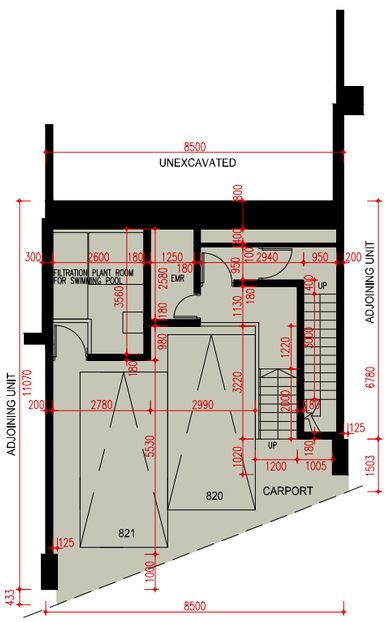

Basement Plan
地庫層平面圖

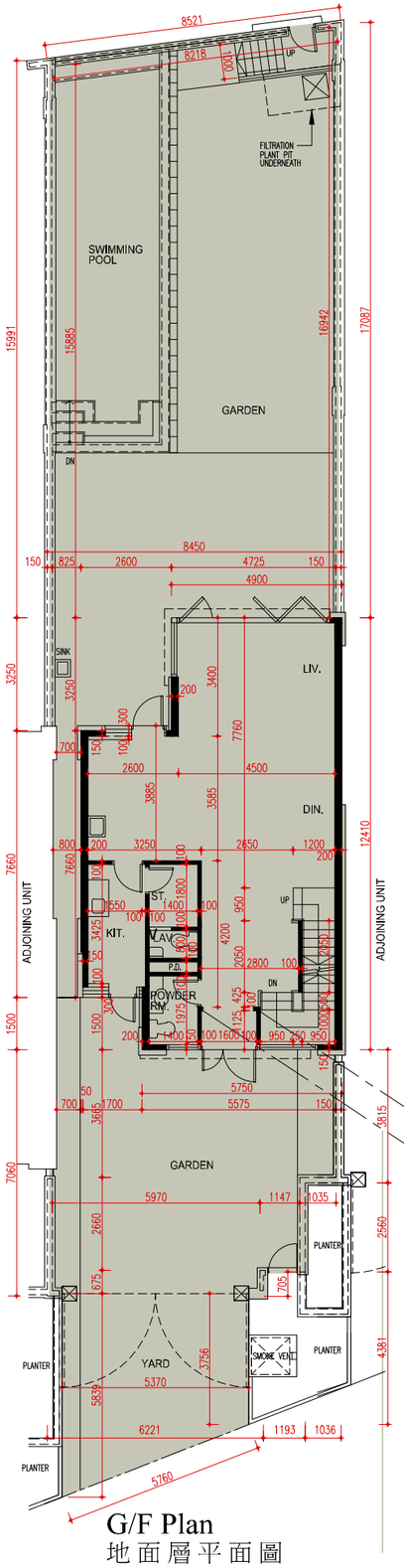

G/F Plan
地面層平面圖

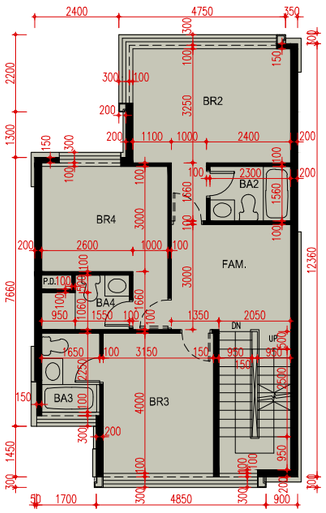

1/F Plan
一樓平面圖

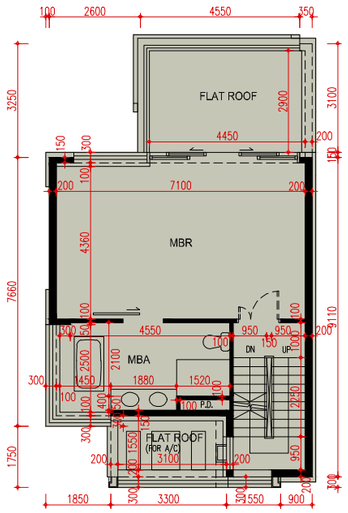

2/F Plan
二樓平面圖

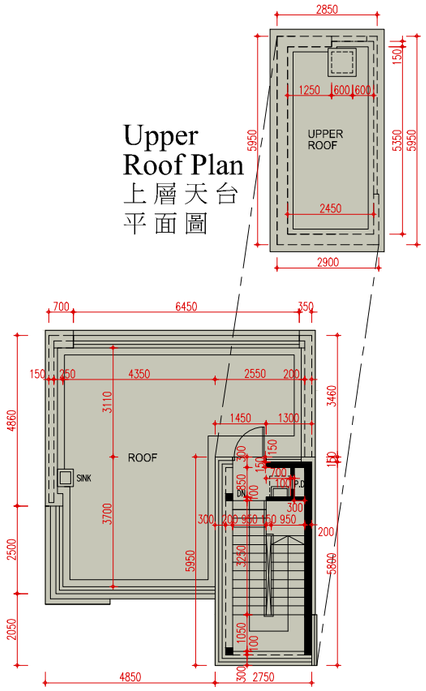

Roof Plan
天台平面圖

Upper Roof Plan
上層天台平面圖

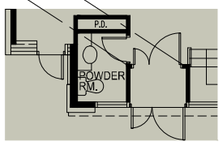

Part Plan on G/F
地面層部份平面圖

Note : This part plan shows the "as-is" layout
備註：此部份平面圖所示為現狀之布局。

0 1 2 3 4 5 6 Metres 米

Note : The dimensions of floor plans are all structural dimensions in millimeter.
備註：平面圖之尺規所列數字為以毫米標示之建築結構尺寸。

House 9
Bevera Boulevard
巴維拉大道 9號洋房

Please refer to pages AL001 to AL004 of this sales brochure for legend of the terms and abbreviations and guidance notes in studying the floor plans of this section.
請參閱本售樓說明書第AL001至AL004頁之圖例及指引以協助解讀此部分的平面圖及其顯示之名稱及簡稱。

1. The thickness of the floor slabs (excluding plaster) of each residential property shown in the floor plan hereto as provided in the approved buildings plans for the Development : 175mm and 200mm for Basement, 150mm and 225mm for G/F, 150mm and 175mm for 1/F and 2/F, 150mm for Roof Stairhood.
按發展項目經批准的建築圖則所規定，此平面圖顯示每個住宅物業的樓板(不包括灰泥)的厚度：地庫層為175毫米及200毫米，地面層為150毫米及225毫米，一樓與二樓為150毫米及175毫米，天台梯屋為150毫米。
2. The floor-to-floor height of each residential property shown in the floor plan hereto as provided in the approved buildings plans for the Development : 2940mm, 4150mm, 4200mm and 4440mm for Basement, 4350mm for G/F, 3250mm, 3500mm and 4000mm for 1/F, 3500mm for 2/F, 2660mm for Roof Stairhood.
按發展項目經批准的建築圖則所規定，此平面圖顯示每個住宅物業的層與層之間的高度：地庫層為2940毫米、4150毫米、4200毫米及4440毫米，地面層為4350毫米，一樓為3250毫米、3500毫米及4000毫米，二樓為3500毫米，天台梯屋為2660毫米。
3. The internal areas of the residential properties on the upper floors will generally be slightly larger than those on the lower floors because of the reducing thickness of the structural walls on the upper floors.
因住宅物業的較高樓層的結構牆的厚度遞減，較高樓層的內部面積，一般比較低層的內部面積稍大。

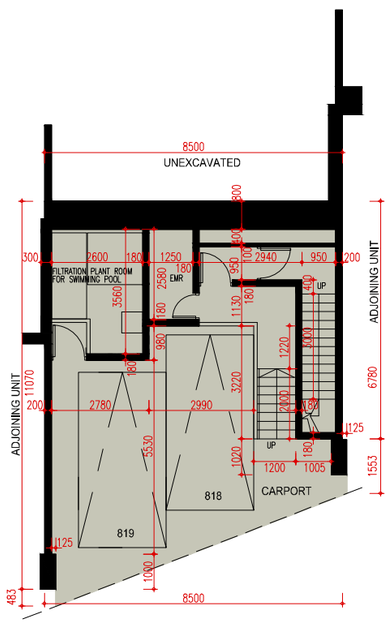

Basement Plan
地庫層平面圖

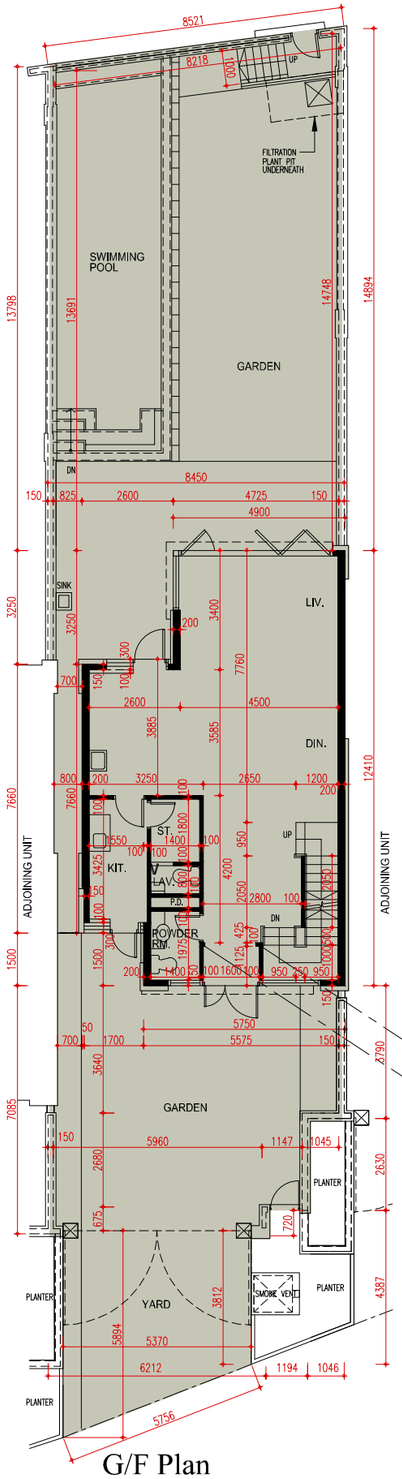

G/F Plan
地面層平面圖

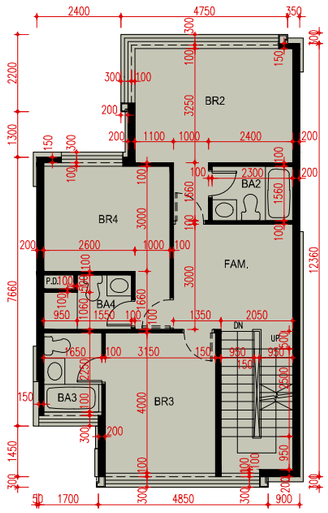

1/F Plan
一樓平面圖

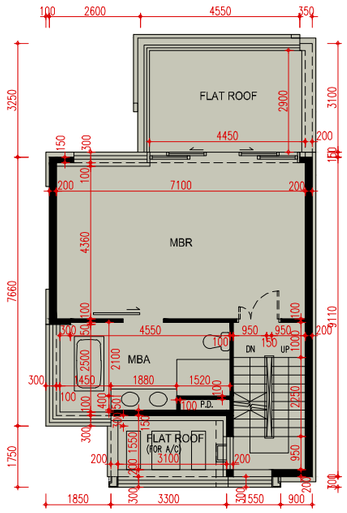

2/F Plan
二樓平面圖

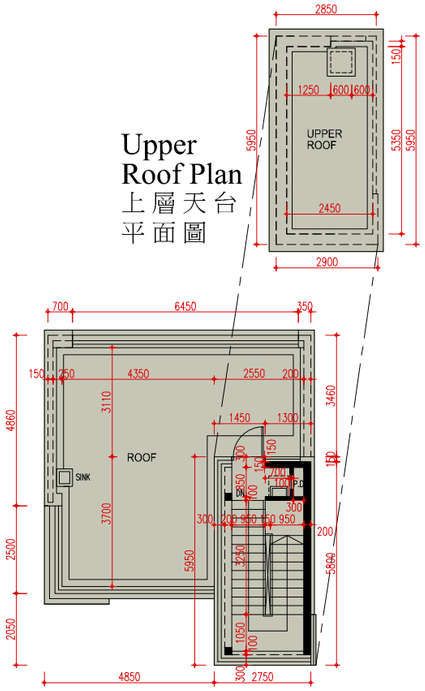

Upper Roof Plan
上層天台平面圖

Roof Plan
天台平面圖

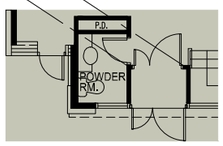

Part Plan on G/F
地面層部份平面圖

Note : This part plan shows the "as-is" layout
備註：此部份平面圖所示為現狀之布局。

0 1 2 3 4 5 6 Metres 米

Note : The dimensions of floor plans are all structural dimensions in millimeter.
備註：平面圖之尺規所列數字為以毫米標示之建築結構尺寸。

House 10
Bevera Boulevard
巴維拉大道 10號洋房

Please refer to pages AL001 to AL004 of this sales brochure for legend of the terms and abbreviations and guidance notes in studying the floor plans of this section.
請參閱本售樓說明書第AL001至AL004頁之圖例及指引以協助解讀此部分的平面圖及其顯示之名稱及簡稱。

1. The thickness of the floor slabs (excluding plaster) of each residential property shown in the floor plan hereto as provided in the approved buildings plans for the Development : 175mm and 200mm for Basement, 150mm and 225mm for G/F, 150mm and 175mm for 1/F and 2/F, 150mm for Roof Stairhood.
按發展項目經批准的建築圖則所規定，此平面圖顯示每個住宅物業的樓板(不包括灰泥)的厚度：地庫層為175毫米及200毫米，地面層為150毫米及225毫米，一樓與二樓為150毫米及175毫米，天台梯屋為150毫米。
2. The floor-to-floor height of each residential property shown in the floor plan hereto as provided in the approved buildings plans for the Development : 2940mm, 4150mm, 4200mm and 4440mm for Basement, 4350mm for G/F, 3250mm, 3500mm and 4000mm for 1/F, 3500mm for 2/F, 2660mm for Roof Stairhood.
按發展項目經批准的建築圖則所規定，此平面圖顯示每個住宅物業的層與層之間的高度：地庫層為2940毫米、4150毫米、4200毫米及4440毫米，地面層為4350毫米，一樓為3250毫米、3500毫米及4000毫米，二樓為3500毫米，天台梯屋為2660毫米。
3. The internal areas of the residential properties on the upper floors will generally be slightly larger than those on the lower floors because of the reducing thickness of the structural walls on the upper floors.
因住宅物業的較高樓層的結構牆的厚度遞減，較高樓層的內部面積，一般比較低層的內部面積稍大。

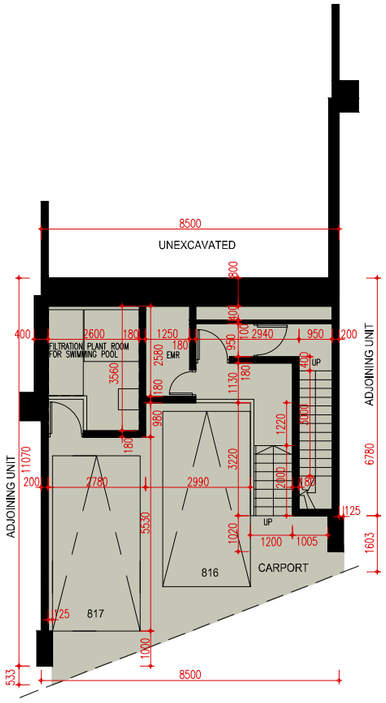

Basement Plan
地庫層平面圖

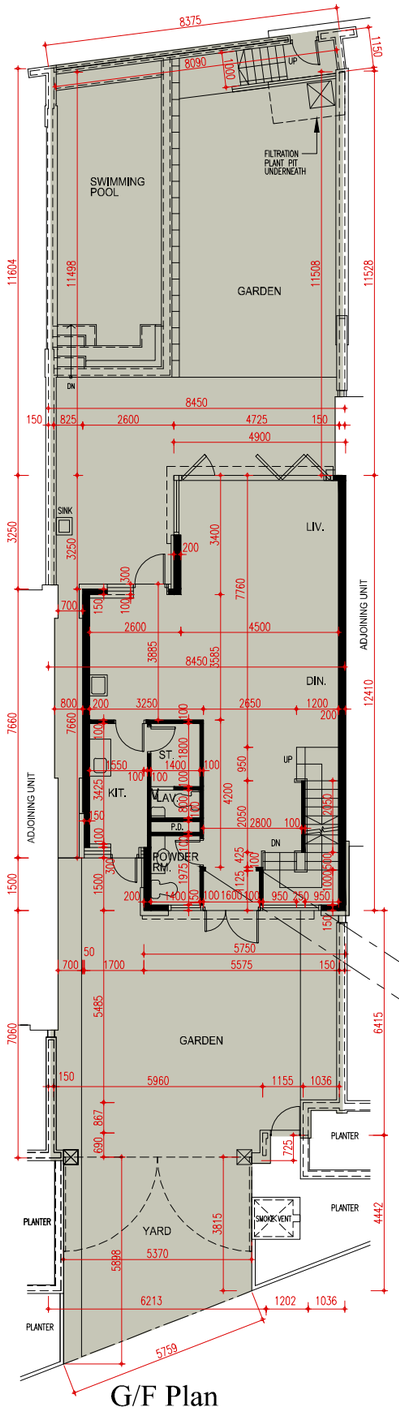

G/F Plan
地面層平面圖

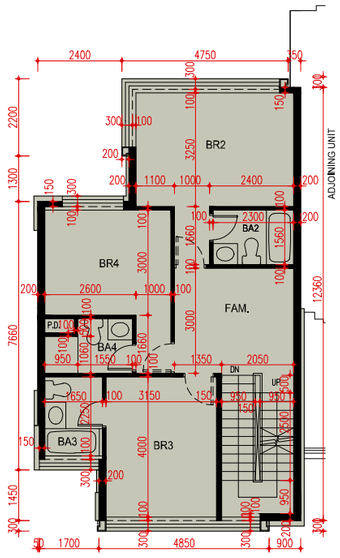

1/F Plan
一樓平面圖

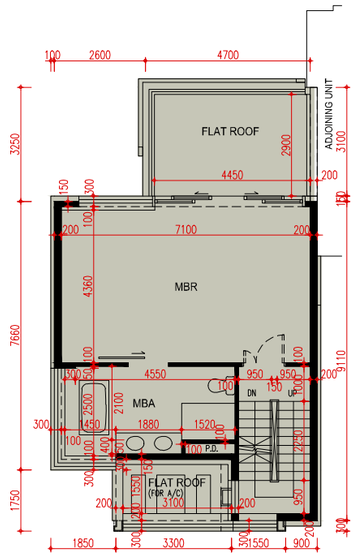

2/F Plan
二樓平面圖

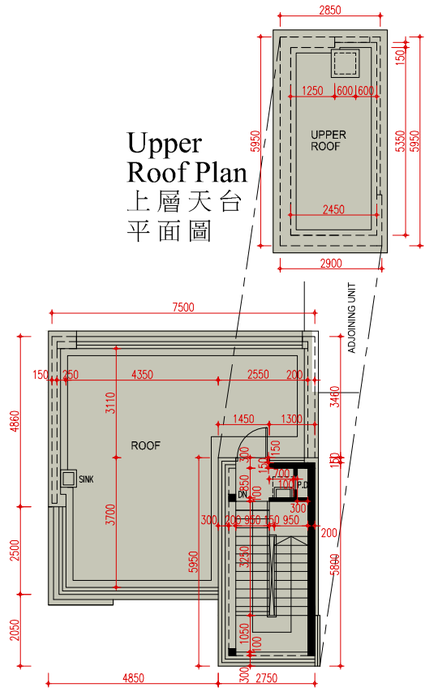

Roof Plan
天台平面圖

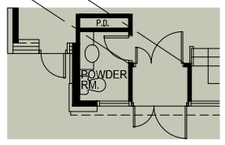

Part Plan on G/F
地面層部份平面圖
Note : This part plan shows the "as-is" layout
備註：此部份平面圖所示為現狀之布局。

0 1 2 3 4 5 6 Metres 米

Note : The dimensions of floor plans are all structural dimensions in millimeter.
備註：平面圖之尺規所列數字為以毫米標示之建築結構尺寸。

House 11
Bevera Boulevard
巴維拉大道 11號洋房

Please refer to pages AL001 to AL004 of this sales brochure for legend of the terms and abbreviations and guidance notes in studying the floor plans of this section.
請參閱本售樓說明書第AL001至AL004頁之圖例及指引以協助解讀此部分的平面圖及其顯示之名稱及簡稱。

1. The thickness of the floor slabs (excluding plaster) of each residential property shown in the floor plan hereto as provided in the approved buildings plans for the Development : 175mm and 200mm for Basement, 150mm and 225mm for G/F, 125mm and 150mm for 1/F, 150mm and 200mm for 2/F, 150mm for Roof Stairhood.
按發展項目經批准的建築圖則所規定，此平面圖顯示每個住宅物業的樓板(不包括灰泥)的厚度：地庫層為175毫米及200毫米，地面層為150毫米及225毫米，一樓為125毫米及150毫米，二樓為150毫米及200毫米，天台梯屋為150毫米。
2. The floor-to-floor height of each residential property shown in the floor plan hereto as provided in the approved buildings plans for the Development : 3310mm, 4150mm, and 4440mm for Basement, 4100mm and 4350mm for G/F, 3500mm and 4000mm for 1/F, 3500mm for 2/F, 2660mm for Roof Stairhood.
按發展項目經批准的建築圖則所規定，此平面圖顯示每個住宅物業的層與層之間的高度：地庫層為3310毫米、4150毫米及4440毫米，地面層為4100毫米及4350毫米，一樓為3500毫米及4000毫米，二樓為3500毫米，天台梯屋為2660毫米。
3. The internal areas of the residential properties on the upper floors will generally be slightly larger than those on the lower floors because of the reducing thickness of the structural walls on the upper floors.
因住宅物業的較高樓層的結構牆的厚度遞減，較高樓層的內部面積，一般比較低層的內部面積稍大。

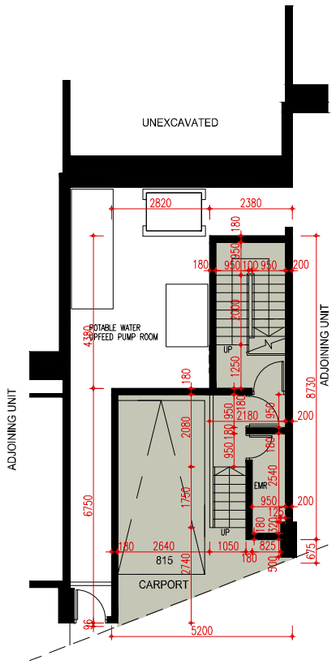

Basement Plan
地庫層平面圖

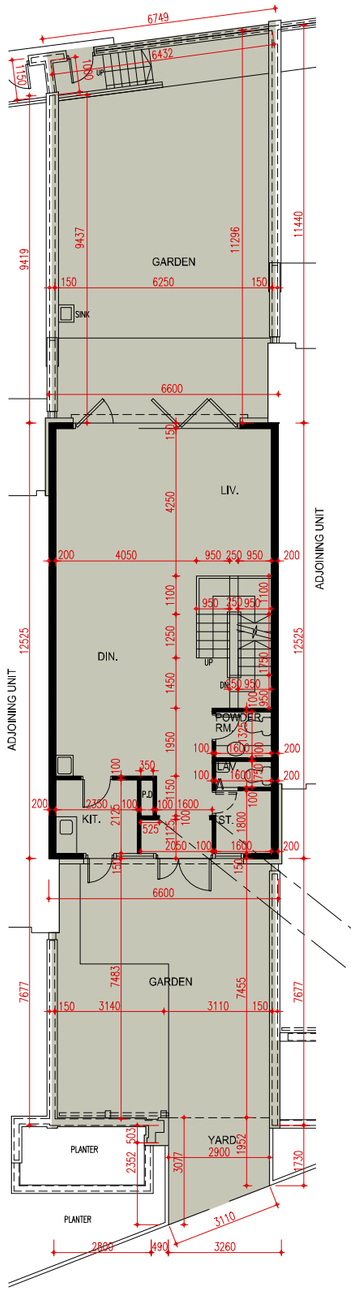

G/F Plan
地面層平面圖

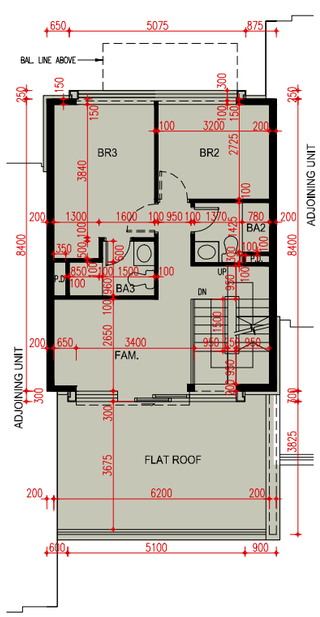

1/F Plan
一樓平面圖

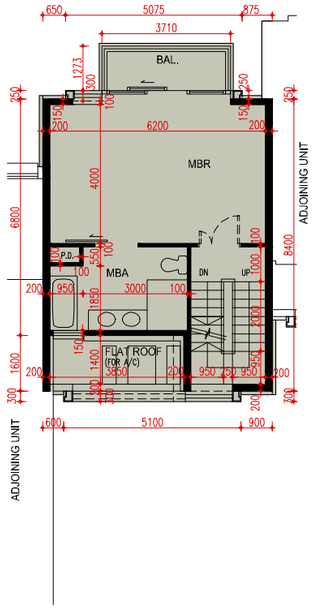

2/F Plan
二樓平面圖

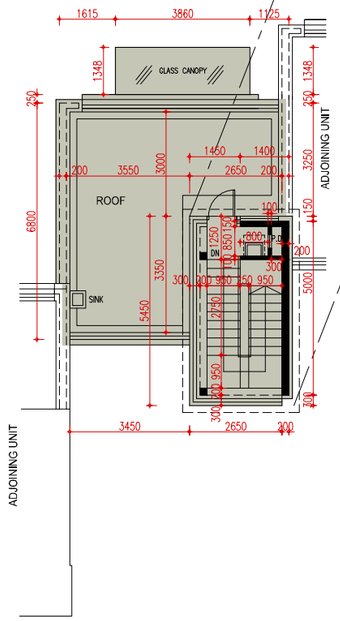

Roof Plan
天台平面圖

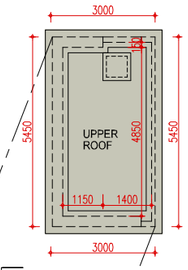

Upper Roof Plan
上層天台平面圖

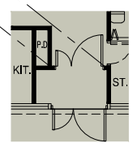

Part Plan on G/F
地面層部份平面圖

Note : This part plan shows the "as-is" layout
備註：此部份平面圖所示為現狀之布局。

0 1 2 3 4 5 6 Metres 米

Note : The dimensions of floor plans are all structural dimensions in millimeter.
備註：平面圖之尺規所列數字為以毫米標示之建築結構尺寸。

House 12
Bevera Boulevard
巴維拉大道 12號洋房

Please refer to pages AL001 to AL004 of this sales brochure for legend of the terms and abbreviations and guidance notes in studying the floor plans of this section.
請參閱本售樓說明書第AL001至AL004頁之圖例及指引以協助解讀此部分的平面圖及其顯示之名稱及簡稱。

1. The thickness of the floor slabs (excluding plaster) of each residential property shown in the floor plan hereto as provided in the approved buildings plans for the Development : 175mm and 200mm for Basement, 150mm and 225mm for G/F, 125mm and 150mm for 1/F, 150mm and 200mm for 2/F, 150mm for Roof Stairhood.
按發展項目經批准的建築圖則所規定，此平面圖顯示每個住宅物業的樓板(不包括灰泥)的厚度：地庫層為175毫米及200毫米，地面層為150毫米及225毫米，一樓為125毫米及150毫米，二樓為150毫米及200毫米，天台梯屋為150毫米。
2. The floor-to-floor height of each residential property shown in the floor plan hereto as provided in the approved buildings plans for the Development : 3310mm, 4150mm, and 4440mm for Basement, 4100mm and 4350mm for G/F, 3500mm and 4000mm for 1/F, 3500mm for 2/F, 2660mm for Roof Stairhood.
按發展項目經批准的建築圖則所規定，此平面圖顯示每個住宅物業的層與層之間的高度：地庫層為3310毫米、4150毫米及4440毫米，地面層為4100毫米及4350毫米，一樓為3500毫米及4000毫米，二樓為3500毫米，天台梯屋為2660毫米。
3. The internal areas of the residential properties on the upper floors will generally be slightly larger than those on the lower floors because of the reducing thickness of the structural walls on the upper floors.
因住宅物業的較高樓層的結構牆的厚度遞減，較高樓層的內部面積，一般比較低層的內部面積稍大。

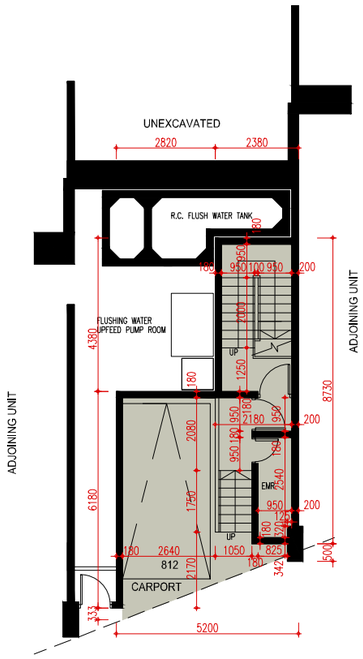

Basement Plan
地庫層平面圖

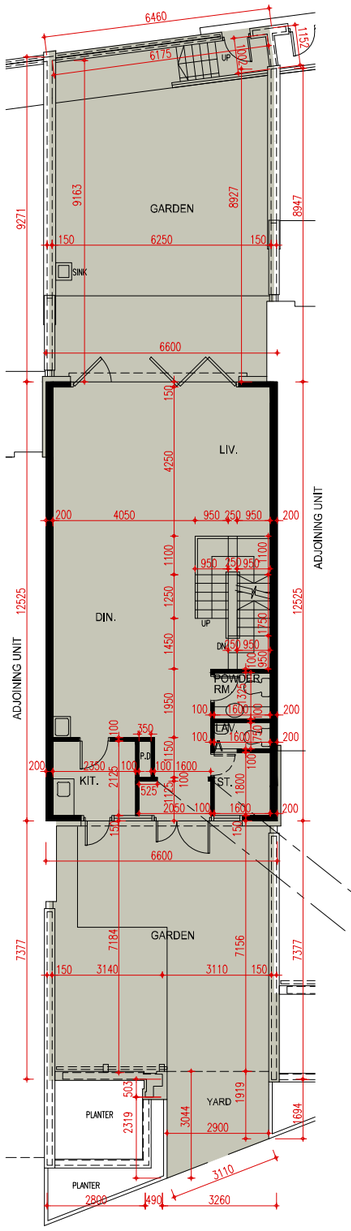

G/F Plan
地面層平面圖

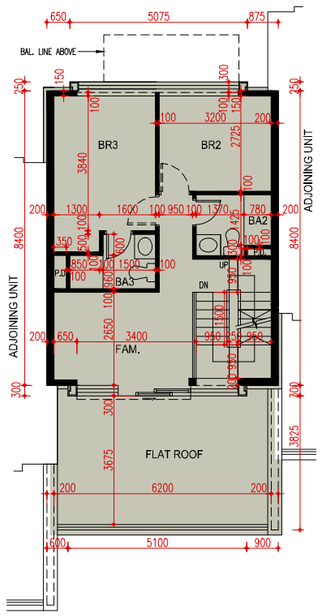

1/F Plan
一樓平面圖

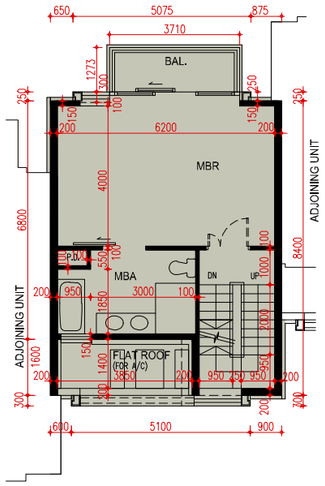

2/F Plan
二樓平面圖

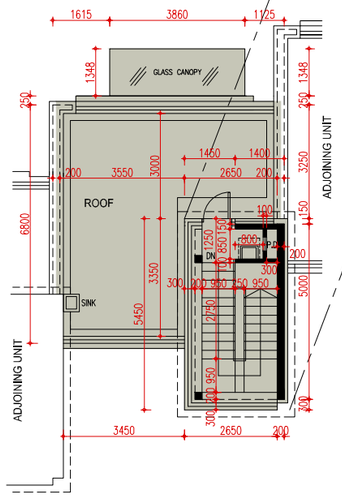

Roof Plan
天台平面圖

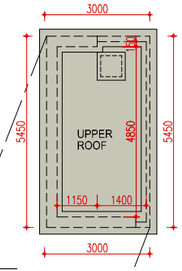

Upper Roof Plan
上層天台平面圖

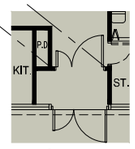

Part Plan on G/F
地面層部份平面圖
Note : This part plan shows the "as-is" layout
備註：此部份平面圖所示為現狀之布局。

0 1 2 3 4 5 6 Metres 米

Note : The dimensions of floor plans are all structural dimensions in millimeter.
備註：平面圖之尺規所列數字為以毫米標示之建築結構尺寸。

House 15
Bevera Boulevard
巴維拉大道 15號洋房

Please refer to pages AL001 to AL004 of this sales brochure for legend of the terms and abbreviations and guidance notes in studying the floor plans of this section.
請參閱本售樓說明書第AL001至AL004頁之圖例及指引以協助解讀此部分的平面圖及其顯示之名稱及簡稱。

1. The thickness of the floor slabs (excluding plaster) of each residential property shown in the floor plan hereto as provided in the approved buildings plans for the Development : 175mm and 200mm for Basement, 150mm and 225mm for G/F, 125mm and 150mm for 1/F, 150mm and 200mm for 2/F, 150mm for Roof Stairhood.
按發展項目經批准的建築圖則所規定，此平面圖顯示每個住宅物業的樓板(不包括灰泥)的厚度：地庫層為175毫米及200毫米，地面層為150毫米及225毫米，一樓為125毫米及150毫米，二樓為150毫米及200毫米，天台梯屋為150毫米。
2. The floor-to-floor height of each residential property shown in the floor plan hereto as provided in the approved buildings plans for the Development : 3310mm, 4150mm, and 4440mm for Basement, 4100mm and 4350mm for G/F, 3500mm and 4000mm for 1/F, 3500mm for 2/F, 2660mm for Roof Stairhood.
按發展項目經批准的建築圖則所規定，此平面圖顯示每個住宅物業的層與層之間的高度：地庫層為3310毫米、4150毫米及4440毫米，地面層為4100毫米及4350毫米，一樓為3500毫米及4000毫米，二樓為3500毫米，天台梯屋為2660毫米。
3. The internal areas of the residential properties on the upper floors will generally be slightly larger than those on the lower floors because of the reducing thickness of the structural walls on the upper floors.
因住宅物業的較高樓層的結構牆的厚度遞減，較高樓層的內部面積，一般比較低層的內部面積稍大。

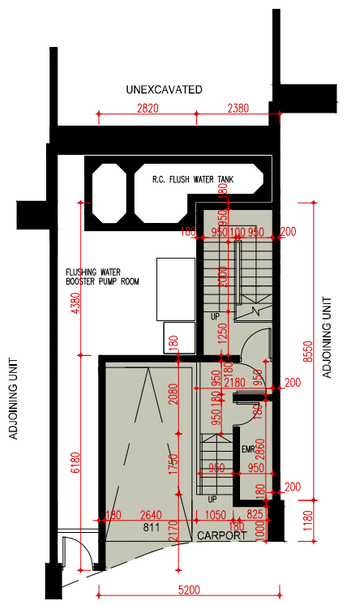

Basement Plan
地庫層平面圖

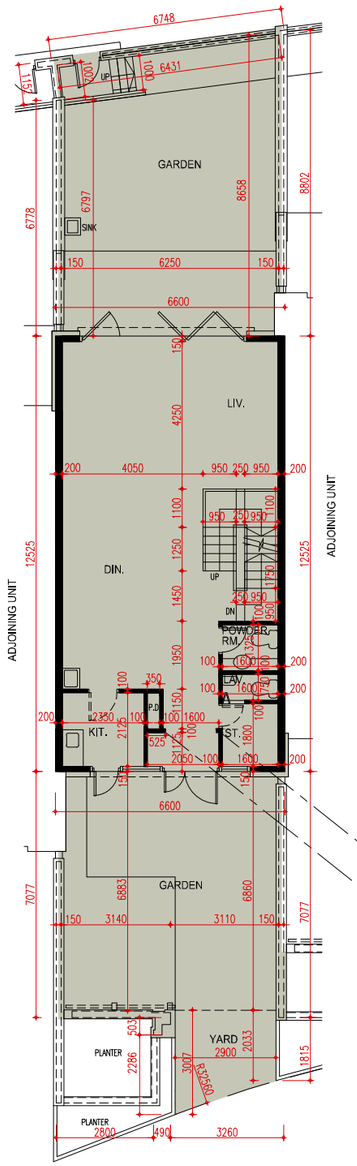

G/F Plan
地面層平面圖

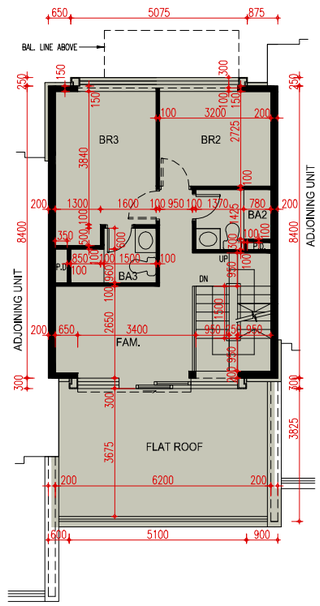

1/F Plan
一樓平面圖

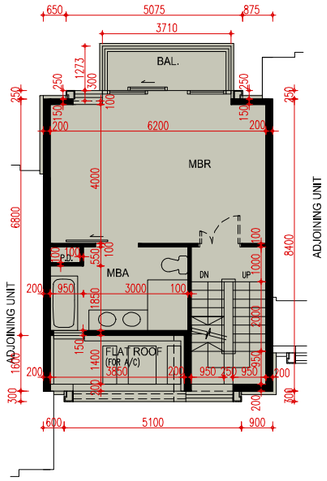

2/F Plan
二樓平面圖

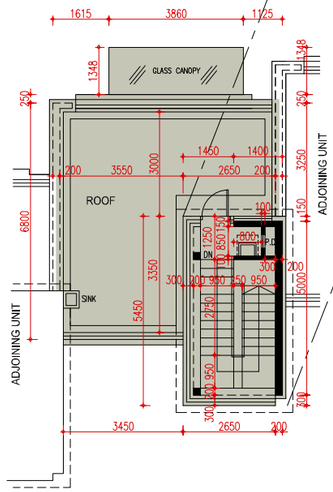

Roof Plan
天台平面圖

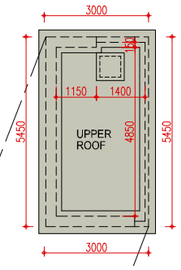

Upper Roof Plan
上層天台平面圖

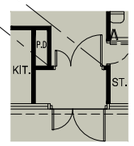

Part Plan on G/F
地面層部份平面圖

Note : This part plan shows the "as-is" layout
備註：此部份平面圖所示為現狀之布局。

0 1 2 3 4 5 6 Metres 米

Note : The dimensions of floor plans are all structural dimensions in millimeter.
備註：平面圖之尺規所列數字為以毫米標示之建築結構尺寸。

House 16
Bevera Boulevard
巴維拉大道 16號洋房

1. The thickness of the floor slabs (excluding plaster) of each residential property shown in the floor plan hereto as provided in the approved buildings plans for the Development : 175mm and 200mm for Basement, 150mm and 225mm for G/F, 125mm and 150mm for 1/F, 150mm and 200mm for 2/F, 150mm for Roof Stairhood.
   按發展項目經批准的建築圖則所規定，此平面圖顯示每個住宅物業的樓板(不包括灰泥)的厚度：地庫層為175毫米及200毫米，地面層為150毫米及225毫米，一樓為125毫米及150毫米，二樓為150毫米及200毫米，天台梯屋為150毫米。
2. The floor-to-floor height of each residential property shown in the floor plan hereto as provided in the approved buildings plans for the Development : 3310mm, 4150mm, and 4440mm for Basement, 4100mm and 4350mm for G/F, 3500mm and 4000mm for 1/F, 3500mm for 2/F, 2660mm for Roof Stairhood.
   按發展項目經批准的建築圖則所規定，此平面圖顯示每個住宅物業的層與層之間的高度：地庫層為3310毫米、4150毫米及4440毫米，地面層為4100毫米及4350毫米，一樓為3500毫米及4000毫米，二樓為3500毫米，天台梯屋為2660毫米。
3. The internal areas of the residential properties on the upper floors will generally be slightly larger than those on the lower floors because of the reducing thickness of the structural walls on the upper floors.
   因住宅物業的較高樓層的結構牆的厚度遞減，較高樓層的內部面積，一般比較低層的內部面積稍大。

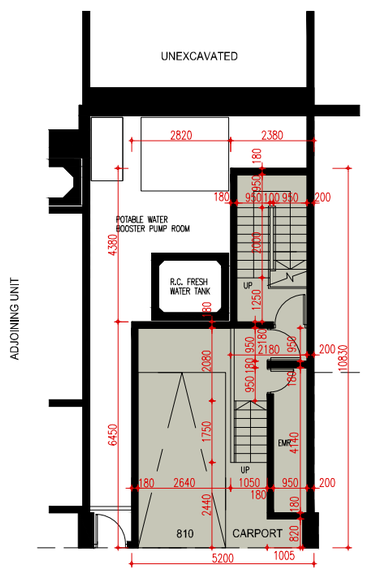

Basement Plan
地庫層平面圖

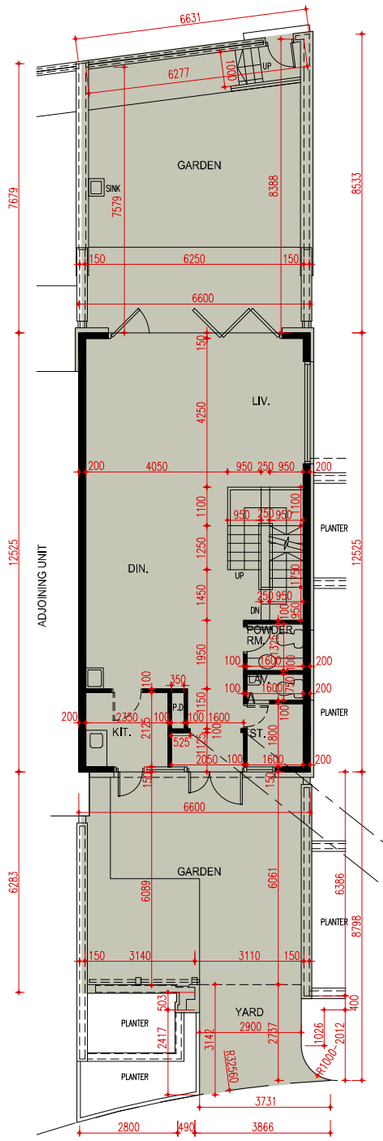

G/F Plan
地面層平面圖

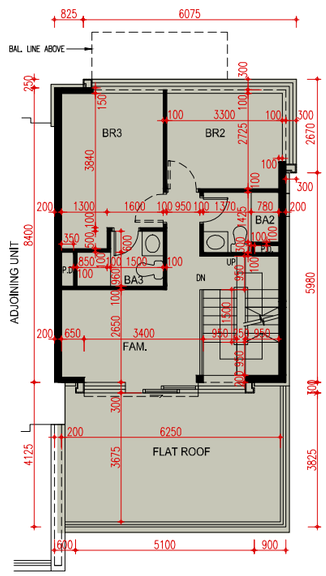

1/F Plan
一樓平面圖

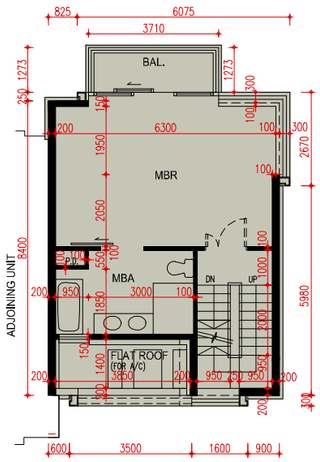

2/F Plan
二樓平面圖

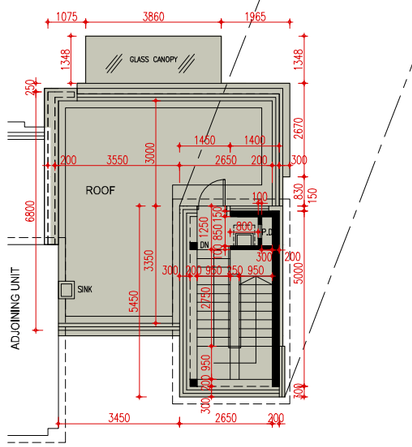

Roof Plan
天台平面圖

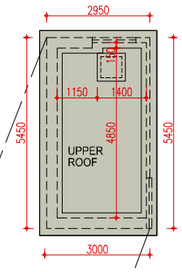

Upper Roof Plan
上層天台平面圖

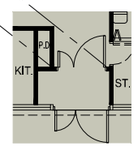

Part Plan on G/F
地面層部份平面圖
Note : This part plan shows the "as-is" layout
備註：此部份平面圖所示為現狀之布局。

Please refer to pages AL001 to AL004 of this sales brochure for legend of the terms and abbreviations and guidance notes in studying the floor plans of this section.
請參閱本售樓說明書第AL001至AL004頁之圖例及指引以協助解讀此部分的平面圖及其顯示之名稱及簡稱。

0 1 2 3 4 5 6 Metres 米

Note : The dimensions of floor plans are all structural dimensions in millimeter.
備註：平面圖之尺規所列數字為以毫米標示之建築結構尺寸。

House 1
Cervia Boulevard
卓維雅大道 1號洋房

1. The thickness of the floor slabs (excluding plaster) of each residential property shown in the floor plan hereto as provided in the approved buildings plans for the Development : 175mm and 200mm for Basement, 150mm and 200mm for G/F, 150mm and 175mm for 1/F, 150mm for Roof Stairhood.
   按發展項目經批准的建築圖則所規定，此平面圖顯示每個住宅物業的樓板(不包括灰泥)的厚度：地庫層為175毫米及200毫米，地面層為150毫米及200毫米，一樓為150毫米及175毫米，天台梯屋為150毫米。
2. The floor-to-floor height of each residential property shown in the floor plan hereto as provided in the approved buildings plans for the Development : 3090mm, 3700mm, 4150mm and 4440mm for Basement, 4100mm and 4350mm for G/F, 3500mm for 1/F, 2660mm for Roof Stairhood.
   按發展項目經批准的建築圖則所規定，此平面圖顯示每個住宅物業的層與層之間的高度：地庫層為3090毫米、3700毫米、4150毫米及4440毫米，地面層為4100毫米及4350毫米，一樓為3500毫米，天台梯屋為2660毫米。
3. The internal areas of the residential properties on the upper floors will generally be slightly larger than those on the lower floors because of the reducing thickness of the structural walls on the upper floors.
   因住宅物業的較高樓層的結構牆的厚度遞減，較高樓層的內部面積，一般比較低層的內部面積稍大。

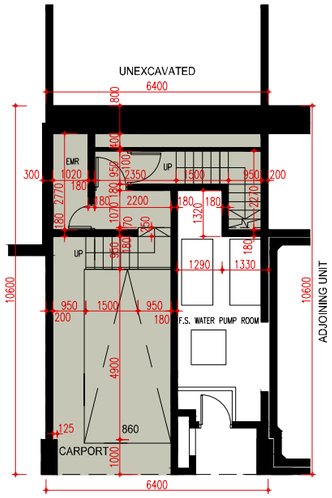

Basement Plan
地庫層平面圖

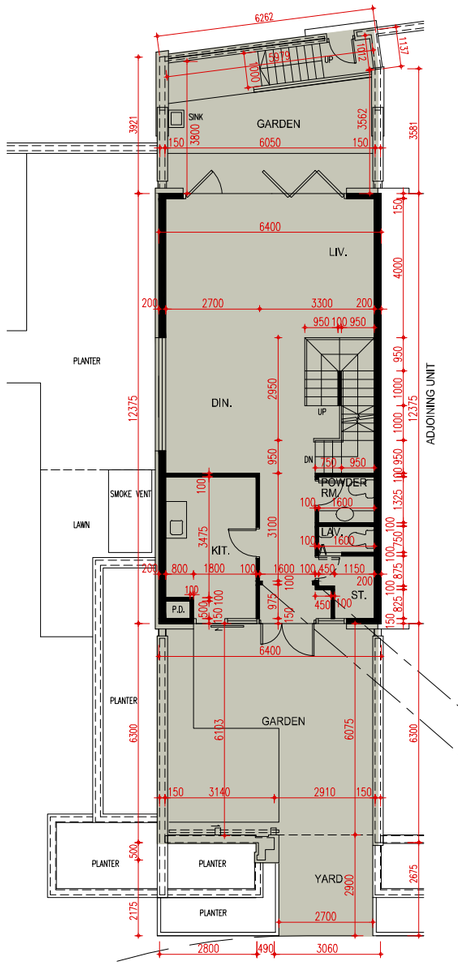

G/F Plan
地面層平面圖

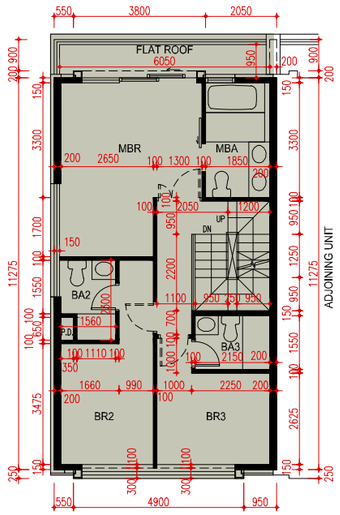

1/F Plan
一樓平面圖

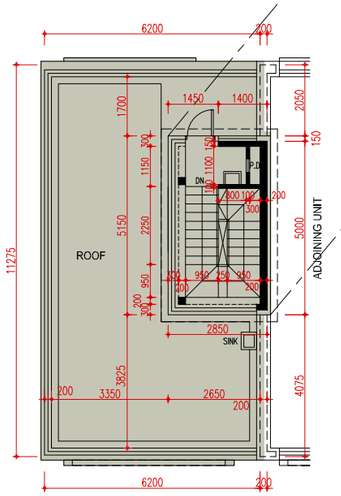

Roof Plan
天台平面圖

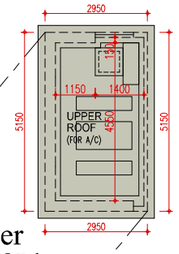

Upper Roof Plan
上層天台平面圖

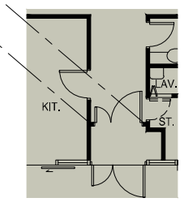

Part Plan on G/F
地面層部份平面圖

Note : This part plan shows the "as-is" layout
備註：此部份平面圖所示為現狀之布局。

Please refer to pages AL001 to AL004 of this sales brochure for legend of the terms and abbreviations and guidance notes in studying the floor plans of this section.
請參閱本售樓說明書第AL001至AL004頁之圖例及指引以協助解讀此部分的平面圖及其顯示之名稱及簡稱。

0 1 2 3 4 5 6 Metres 米

Note : The dimensions of floor plans are all structural dimensions in millimeter.
備註：平面圖之尺規所列數字為以毫米標示之建築結構尺寸。

House 2
Cervia Boulevard
卓維雅大道 2號洋房

1. The thickness of the floor slabs (excluding plaster) of each residential property shown in the floor plan hereto as provided in the approved buildings plans for the Development : 175mm and 200mm for Basement, 150mm and 200mm for G/F, 150mm and 175mm for 1/F, 150mm for Roof Stairhood.
   按發展項目經批准的建築圖則所規定，此平面圖顯示每個住宅物業的樓板(不包括灰泥)的厚度：地庫層為175毫米及200毫米，地面層為150毫米及200毫米，一樓為150毫米及175毫米，天台梯屋為150毫米。
2. The floor-to-floor height of each residential property shown in the floor plan hereto as provided in the approved buildings plans for the Development : 3090mm, 4000mm and 4440mm for Basement, 4100mm and 4350mm for G/F, 3500mm for 1/F, 2660mm for Roof Stairhood.
   按發展項目經批准的建築圖則所規定，此平面圖顯示每個住宅物業的層與層之間的高度：地庫層為3090毫米、4000毫米及4440毫米，地面層為4100毫米及4350毫米，一樓為3500毫米，天台梯屋為2660毫米。
3. The internal areas of the residential properties on the upper floors will generally be slightly larger than those on the lower floors because of the reducing thickness of the structural walls on the upper floors.
   因住宅物業的較高樓層的結構牆的厚度遞減，較高樓層的內部面積，一般比較低層的內部面積稍大。

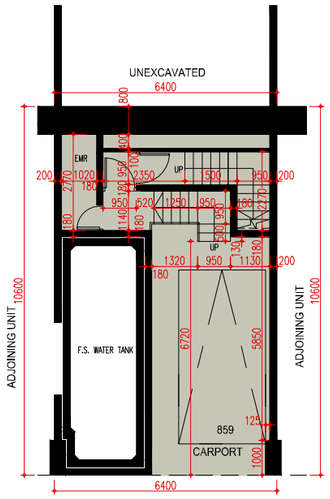

Basement Plan
地庫層平面圖

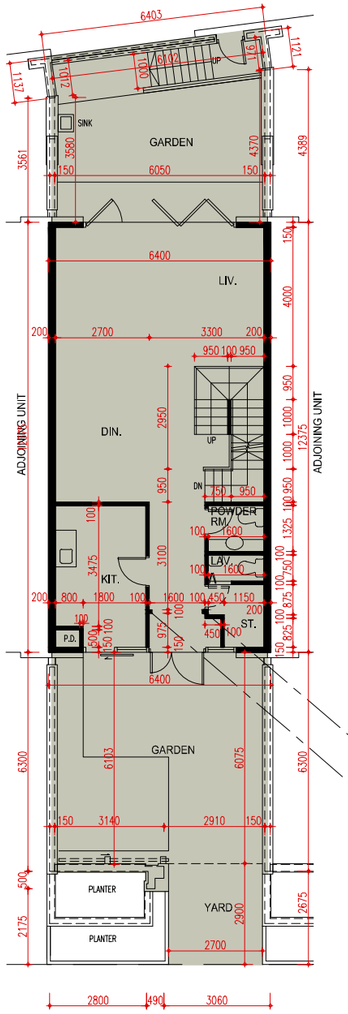

G/F Plan
地面層平面圖

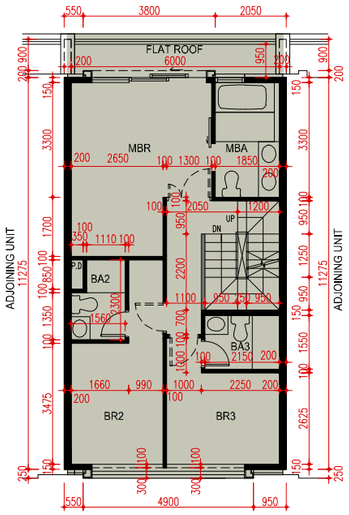

1/F Plan
一樓平面圖

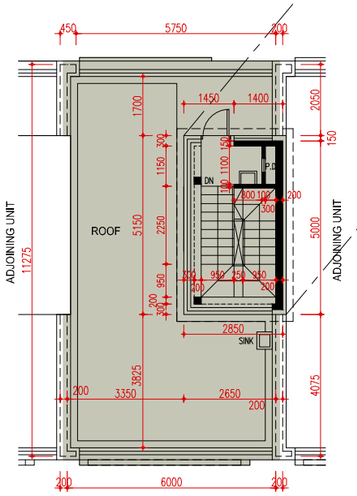

Roof Plan
天台平面圖

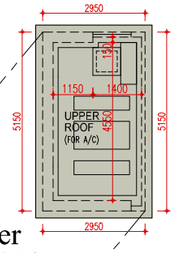

Upper Roof Plan
上層天台平面圖

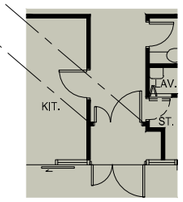

Part Plan on G/F
地面層部份平面圖
Note : This part plan shows the "as-is" layout
備註：此部份平面圖所示為現狀之布局。

Please refer to pages AL001 to AL004 of this sales brochure for legend of the terms and abbreviations and guidance notes in studying the floor plans of this section.
請參閱本售樓說明書第AL001至AL004頁之圖例及指引以協助解讀此部分的平面圖及其顯示之名稱及簡稱。

0 1 2 3 4 5 6 Metres 米

Note : The dimensions of floor plans are all structural dimensions in millimeter.
備註：平面圖之尺規所列數字為以毫米標示之建築結構尺寸。

House 3
Cervia Boulevard
卓維雅大道 3號洋房

1. The thickness of the floor slabs (excluding plaster) of each residential property shown in the floor plan hereto as provided in the approved buildings plans for the Development : 175mm and 200mm for Basement, 150mm and 200mm for G/F, 150mm and 175mm for 1/F, 150mm for Roof Stairhood.
按發展項目經批准的建築圖則所規定，此平面圖顯示每個住宅物業的樓板(不包括灰泥)的厚度：地庫層為175毫米及200毫米，地面層為150毫米及200毫米，一樓為150毫米及175毫米，天台梯屋為150毫米。
2. The floor-to-floor height of each residential property shown in the floor plan hereto as provided in the approved buildings plans for the Development : 3090mm, 3700mm, 4150mm and 4440mm for Basement, 4100mm and 4350mm for G/F, 3500mm for 1/F, 2660mm for Roof Stairhood.
按發展項目經批准的建築圖則所規定，此平面圖顯示每個住宅物業的層與層之間的高度：地庫層為3090毫米、3700毫米、4150毫米及4440毫米，地面層為4100毫米及4350毫米，一樓為3500毫米，天台梯屋為2660毫米。
3. The internal areas of the residential properties on the upper floors will generally be slightly larger than those on the lower floors because of the reducing thickness of the structural walls on the upper floors.
因住宅物業的較高樓層的結構牆的厚度遞減，較高樓層的內部面積，一般比較低層的內部面積稍大。

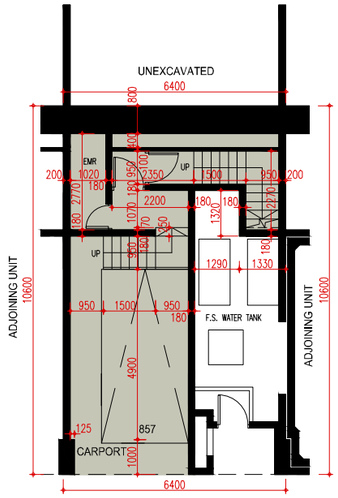

Basement Plan
地庫層平面圖

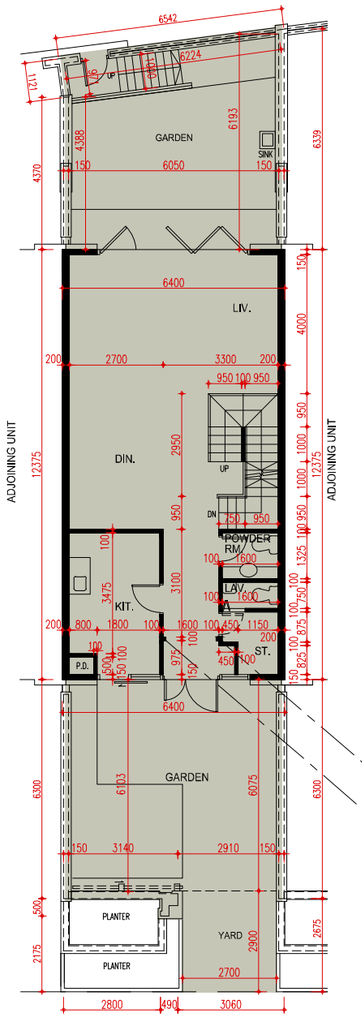

G/F Plan
地面層平面圖

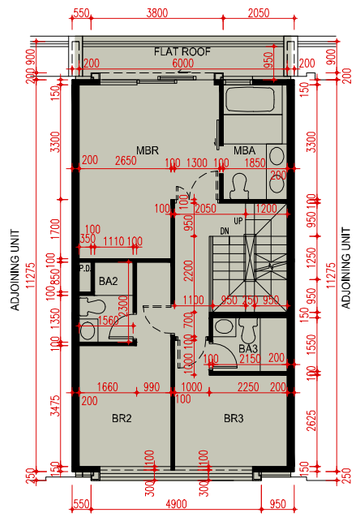

1/F Plan
一樓平面圖

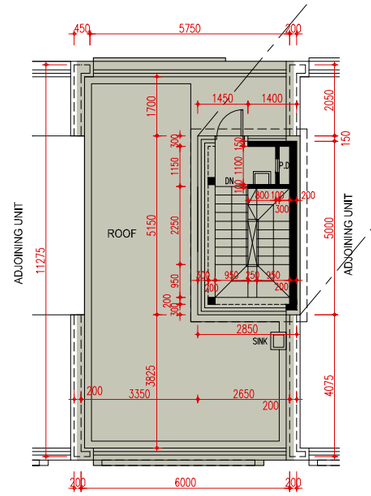

Roof Plan
天台平面圖

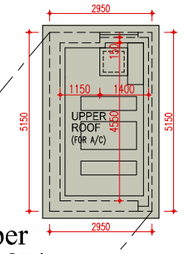

Upper Roof Plan
上層天台平面圖

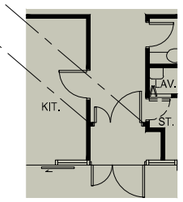

Part Plan on G/F
地面層部份平面圖
Note : This part plan shows the "as-is" layout
備註：此部份平面圖所示為現狀之布局。

Please refer to pages AL001 to AL004 of this sales brochure for legend of the terms and abbreviations and guidance notes in studying the floor plans of this section.
請參閱本售樓說明書第AL001至AL004頁之圖例及指引以協助解讀此部分的平面圖及其顯示之名稱及簡稱。

0 1 2 3 4 5 6 Metres 米

Note : The dimensions of floor plans are all structural dimensions in millimeter.
備註：平面圖之尺規所列數字為以毫米標示之建築結構尺寸。

House 5
Cervia Boulevard
卓維雅大道 5號洋房

1. The thickness of the floor slabs (excluding plaster) of each residential property shown in the floor plan hereto as provided in the approved buildings plans for the Development : 175mm and 200mm for Basement, 150mm and 200mm for G/F, 150mm and 175mm for 1/F, 150mm for Roof Stairhood.
   按發展項目經批准的建築圖則所規定，此平面圖顯示每個住宅物業的樓板(不包括灰泥)的厚度：地庫層為175毫米及200毫米，地面層為150毫米及200毫米，一樓為150毫米及175毫米，天台梯屋為150毫米。
2. The floor-to-floor height of each residential property shown in the floor plan hereto as provided in the approved buildings plans for the Development : 3090mm, 4150mm and 4440mm for Basement, 4100mm and 4350mm for G/F, 3500mm for 1/F, 2660mm for Roof Stairhood.
   按發展項目經批准的建築圖則所規定，此平面圖顯示每個住宅物業的層與層之間的高度：地庫層為3090毫米、4150毫米及4440毫米，地面層為4100毫米及4350毫米，一樓為3500毫米，天台梯屋為2660毫米。
3. The internal areas of the residential properties on the upper floors will generally be slightly larger than those on the lower floors because of the reducing thickness of the structural walls on the upper floors.
   因住宅物業的較高樓層的結構牆的厚度遞減，較高樓層的內部面積，一般比較低層的內部面積稍大。

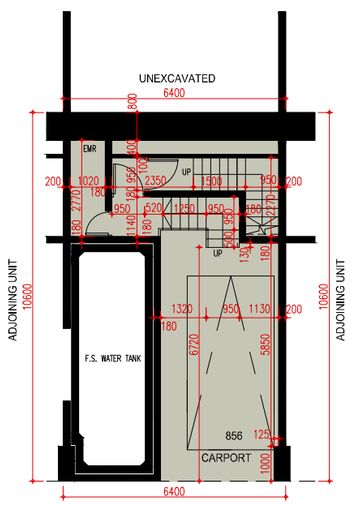

Basement Plan
地庫層平面圖

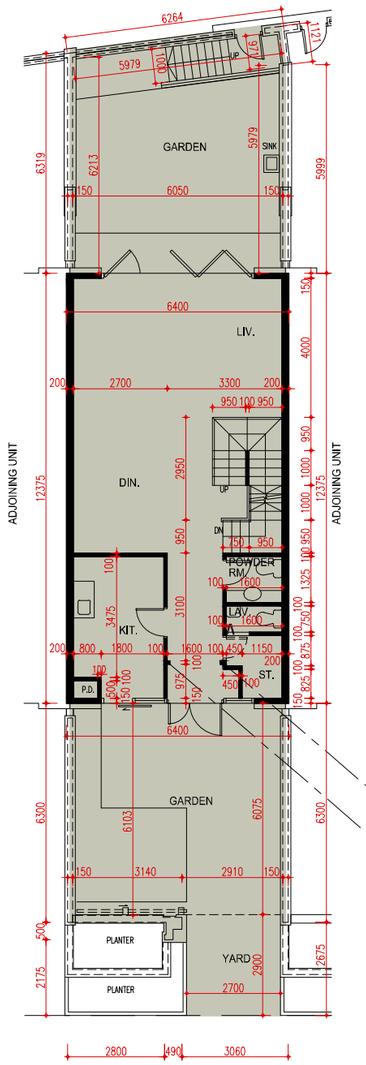

G/F Plan
地面層平面圖

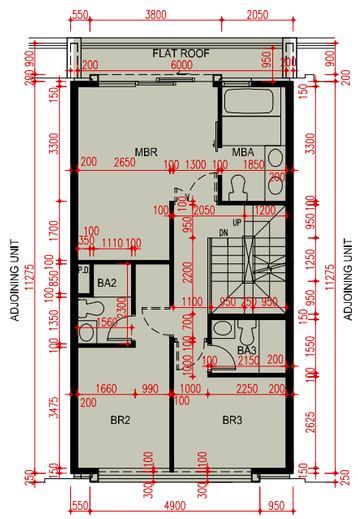

1/F Plan
一樓平面圖

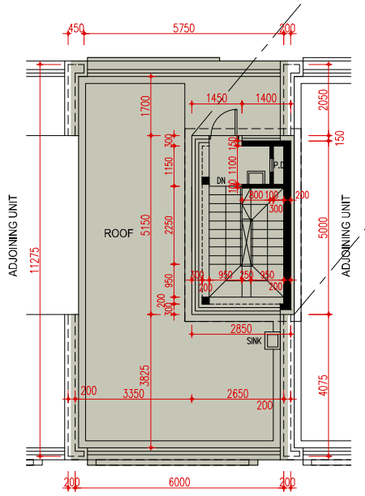

Roof Plan
天台平面圖

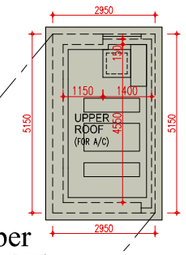

Upper Roof Plan
上層天台平面圖

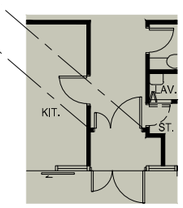

Part Plan on G/F
地面層部份平面圖
Note : This part plan shows the "as-is" layout
備註：此部份平面圖所示為現狀之布局。

Please refer to pages AL001 to AL004 of this sales brochure for legend of the terms and abbreviations and guidance notes in studying the floor plans of this section.
請參閱本售樓說明書第AL001至AL004頁之圖例及指引以協助解讀此部分的平面圖及其顯示之名稱及簡稱。

0 1 2 3 4 5 6 Metres 米

Note : The dimensions of floor plans are all structural dimensions in millimeter.
備註：平面圖之尺規所列數字為以毫米標示之建築結構尺寸。

House 6
Cervia Boulevard
卓維雅大道 6號洋房

1. The thickness of the floor slabs (excluding plaster) of each residential property shown in the floor plan hereto as provided in the approved buildings plans for the Development : 175mm and 200mm for Basement, 150mm and 200mm for G/F, 150mm and 175mm for 1/F, 150mm for Roof Stairhood.
按發展項目經批准的建築圖則所規定，此平面圖顯示每個住宅物業的樓板(不包括灰泥)的厚度：地庫層為175毫米及200毫米，地面層為150毫米及200毫米，一樓為150毫米及175毫米，天台梯屋為150毫米。
2. The floor-to-floor height of each residential property shown in the floor plan hereto as provided in the approved buildings plans for the Development : 3090mm, 3700mm, 4150mm and 4440mm for Basement, 4100mm and 4350mm for G/F, 3500mm for 1/F, 2660mm for Roof Stairhood.
按發展項目經批准的建築圖則所規定，此平面圖顯示每個住宅物業的層與層之間的高度：地庫層為3090毫米、3700毫米、4150毫米及4440毫米，地面層為4100毫米及4350毫米，一樓為3500毫米，天台梯屋為2660毫米。
3. The internal areas of the residential properties on the upper floors will generally be slightly larger than those on the lower floors because of the reducing thickness of the structural walls on the upper floors.
因住宅物業的較高樓層的結構牆的厚度遞減，較高樓層的內部面積，一般比較低層的內部面積稍大。

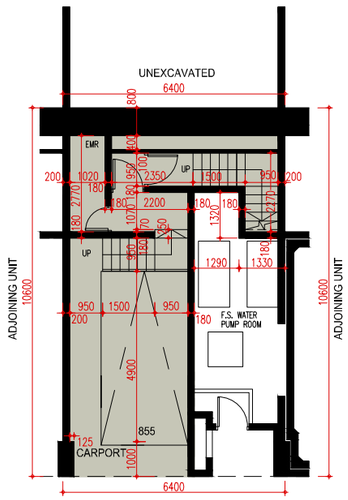

Basement Plan
地庫層平面圖

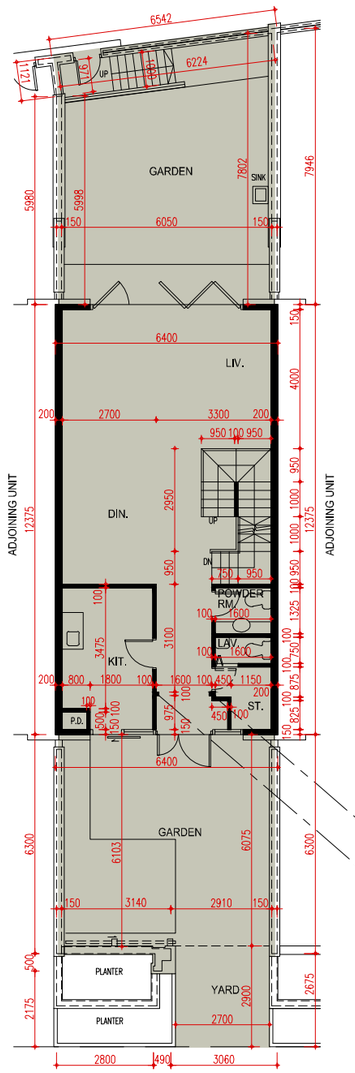

G/F Plan
地面層平面圖

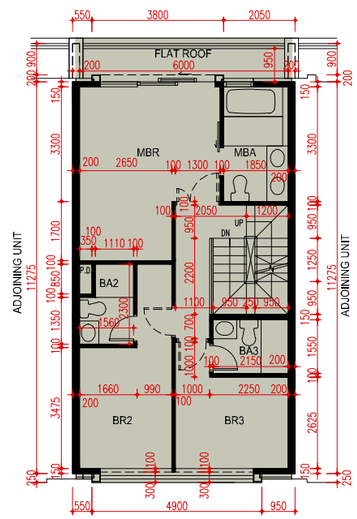

1/F Plan
一樓平面圖

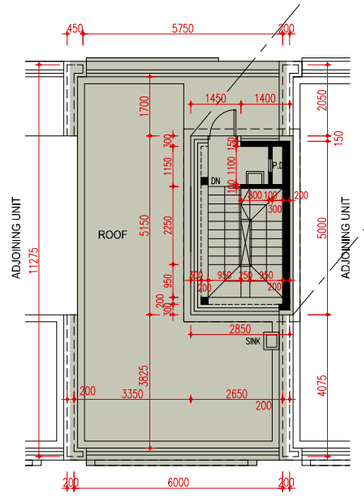

Roof Plan
天台平面圖

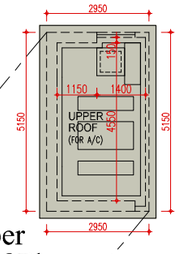

Upper Roof Plan
上層天台平面圖

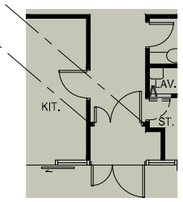

Part Plan on G/F
地面層部份平面圖
Note : This part plan shows the "as-is" layout
備註：此部份平面圖所示為現狀之布局。

Please refer to pages AL001 to AL004 of this sales brochure for legend of the terms and abbreviations and guidance notes in studying the floor plans of this section.
請參閱本售樓說明書第AL001至AL004頁之圖例及指引以協助解讀此部分的平面圖及其顯示之名稱及簡稱。

0 1 2 3 4 5 6 Metres 米

Note : The dimensions of floor plans are all structural dimensions in millimeter.
備註：平面圖之尺規所列數字為以毫米標示之建築結構尺寸。

House 7
Cervia Boulevard
卓維雅大道 7號洋房

1. The thickness of the floor slabs (excluding plaster) of each residential property shown in the floor plan hereto as provided in the approved buildings plans for the Development : 175mm and 200mm for Basement, 150mm and 200mm for G/F, 150mm and 175mm for 1/F, 150mm for Roof Stairhood.
   按發展項目經批准的建築圖則所規定，此平面圖顯示每個住宅物業的樓板(不包括灰泥)的厚度：地庫層為175毫米及200毫米，地面層為150毫米及200毫米，一樓為150毫米及175毫米，天台梯屋為150毫米。
2. The floor-to-floor height of each residential property shown in the floor plan hereto as provided in the approved buildings plans for the Development : 3090mm, 4150mm and 4440mm for Basement, 4100mm and 4350mm for G/F, 3500mm for 1/F, 2660mm for Roof Stairhood.
   按發展項目經批准的建築圖則所規定，此平面圖顯示每個住宅物業的層與層之間的高度：地庫層為3090毫米、4150毫米及4440毫米，地面層為4100毫米及4350毫米，一樓為3500毫米，天台梯屋為2660毫米。
3. The internal areas of the residential properties on the upper floors will generally be slightly larger than those on the lower floors because of the reducing thickness of the structural walls on the upper floors.
   因住宅物業的較高樓層的結構牆的厚度遞減，較高樓層的內部面積，一般比較低層的內部面積稍大。

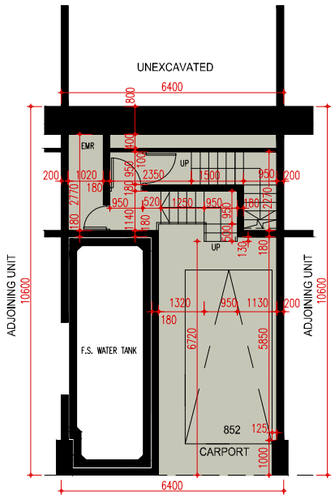

Basement Plan
地庫層平面圖

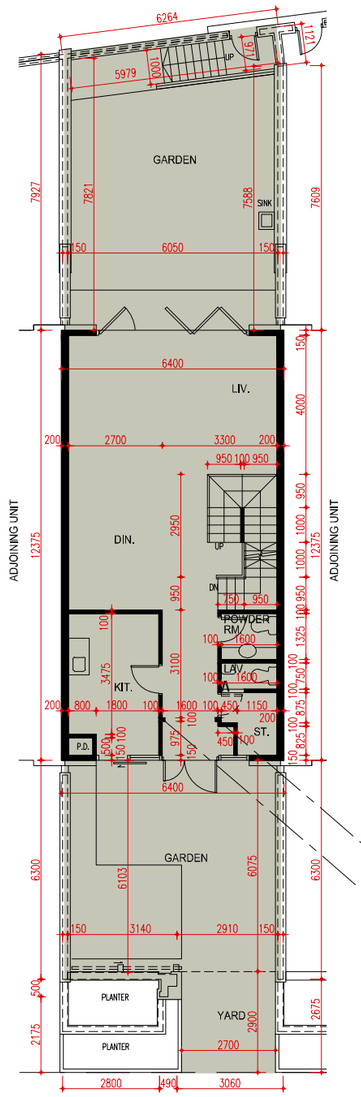

G/F Plan
地面層平面圖

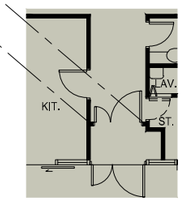

Part Plan on G/F
地面層部份平面圖
Note : This part plan shows the "as-is" layout
備註：此部份平面圖所示為現狀之布局。

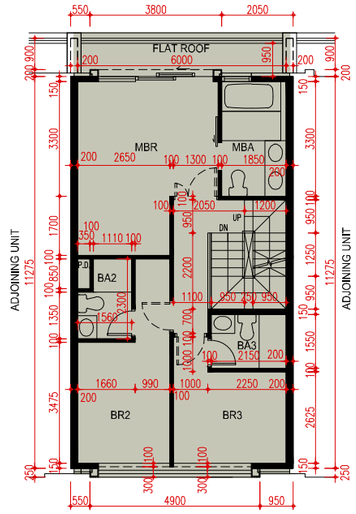

1/F Plan
一樓平面圖

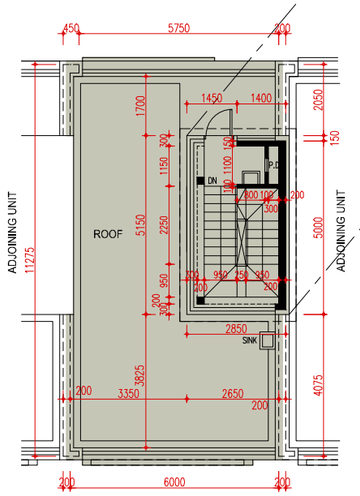

Roof Plan
天台平面圖

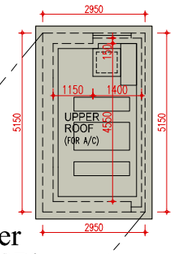

Upper Roof Plan
上層天台平面圖

Please refer to pages AL001 to AL004 of this sales brochure for legend of the terms and abbreviations and guidance notes in studying the floor plans of this section.
請參閱本售樓說明書第AL001至AL004頁之圖例及指引以協助解讀此部分的平面圖及其顯示之名稱及簡稱。

0 1 2 3 4 5 6 Metres 米

Note : The dimensions of floor plans are all structural dimensions in millimeter.
備註：平面圖之尺規所列數字為以毫米標示之建築結構尺寸。

House 8
Cervia Boulevard
卓維雅大道 8號洋房

1. The thickness of the floor slabs (excluding plaster) of each residential property shown in the floor plan hereto as provided in the approved buildings plans for the Development : 175mm and 200mm for Basement, 150mm and 200mm for G/F, 150mm and 175mm for 1/F, 150mm for Roof Stairhood.
按發展項目經批准的建築圖則所規定，此平面圖顯示每個住宅物業的樓板(不包括灰泥)的厚度：地庫層為175毫米及200毫米，地面層為150毫米及200毫米，一樓為150毫米及175毫米，天台梯屋為150毫米。
2. The floor-to-floor height of each residential property shown in the floor plan hereto as provided in the approved buildings plans for the Development : 3090mm, 3700mm, 4150mm and 4440mm for Basement, 4100mm and 4350mm for G/F, 3500mm for 1/F, 2660mm for Roof Stairhood.
按發展項目經批准的建築圖則所規定，此平面圖顯示每個住宅物業的層與層之間的高度：地庫層為3090毫米、3700毫米、4150毫米及4440毫米，地面層為4100毫米及4350毫米，一樓為3500毫米。天台梯屋為2660毫米。
3. The internal areas of the residential properties on the upper floors will generally be slightly larger than those on the lower floors because of the reducing thickness of the structural walls on the upper floors.
因住宅物業的較高樓層的結構牆的厚度遞減，較高樓層的內部面積，一般比較低層的內部面積稍大。

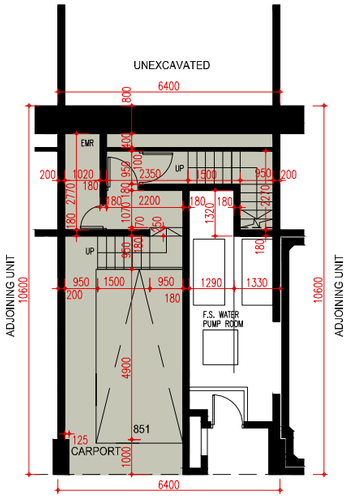

Basement Plan
地庫層平面圖

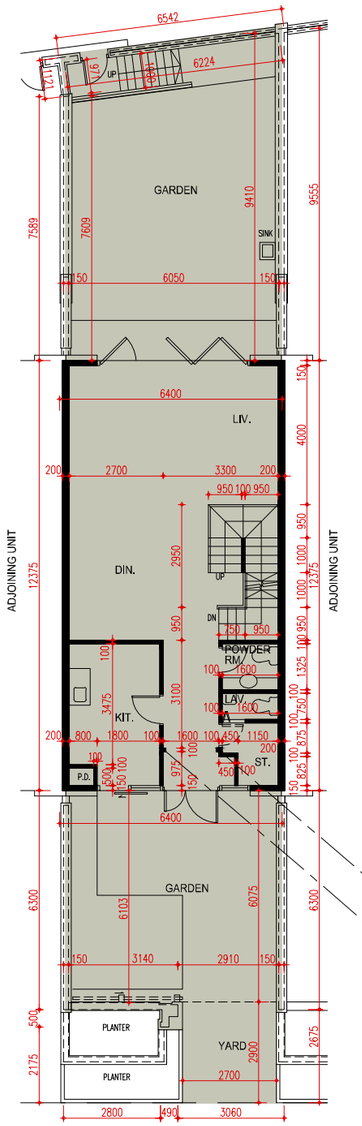

G/F Plan
地面層平面圖

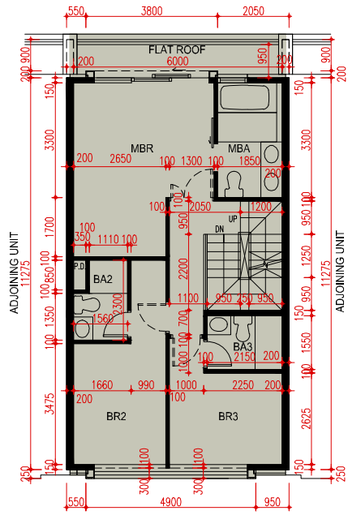

1/F Plan
一樓平面圖

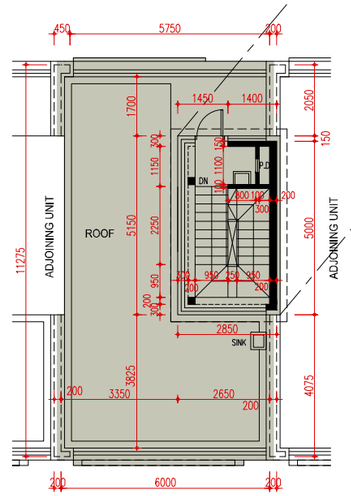

Roof Plan
天台平面圖

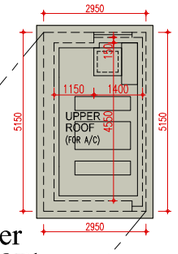

Upper Roof Plan
上層天台平面圖

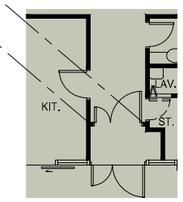

Part Plan on G/F
地面層部份平面圖
Note : This part plan shows the "as-is" layout
備註：此部份平面圖所示為現狀之布局。

Please refer to pages AL001 to AL004 of this sales brochure for legend of the terms and abbreviations and guidance notes in studying the floor plans of this section.
請參閱本售樓説明書第AL001至AL004頁之圖例及指引以協助解讀此部分的平面圖及其顯示之名稱及簡稱。

0 1 2 3 4 5 6 Metres 米

Note : The dimensions of floor plans are all structural dimensions in millimeter.
備註：平面圖之尺規所列數字為以毫米標示之建築結構尺寸。

House 9
Cervia Boulevard
卓維雅大道 9號洋房

1. The thickness of the floor slabs (excluding plaster) of each residential property shown in the floor plan hereto as provided in the approved buildings plans for the Development : 175mm and 200mm for Basement, 150mm and 200mm for G/F, 150mm and 175mm for 1/F, 150mm for Roof Stairhood.
   按發展項目經批准的建築圖則所規定，此平面圖顯示每個住宅物業的樓板(不包括灰泥)的厚度：地庫層為175毫米及200毫米，地面層為150毫米及200毫米，一樓為150毫米及175毫米，天台梯屋為150毫米。
2. The floor-to-floor height of each residential property shown in the floor plan hereto as provided in the approved buildings plans for the Development : 3090mm, 4150mm and 4440mm for Basement, 4100mm and 4350mm for G/F, 3500mm for 1/F, 2660mm for Roof Stairhood.
   按發展項目經批准的建築圖則所規定，此平面圖顯示每個住宅物業的層與層之間的高度：地庫層為3090毫米、4150毫米及4440毫米，地面層為4100毫米及4350毫米，一樓為3500毫米，天台梯屋為2660毫米。
3. The internal areas of the residential properties on the upper floors will generally be slightly larger than those on the lower floors because of the reducing thickness of the structural walls on the upper floors.
   因住宅物業的較高樓層的結構牆的厚度遞減，較高樓層的內部面積，一般比較低層的內部面積稍大。

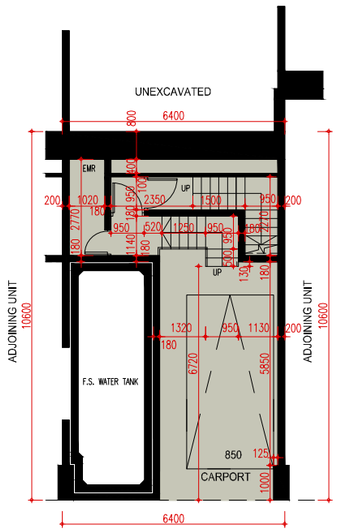

Basement Plan
地庫層平面圖

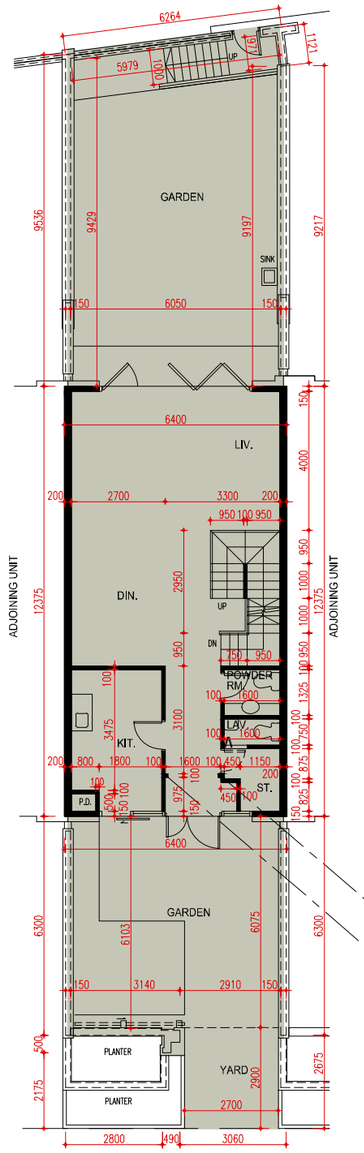

G/F Plan
地面層平面圖

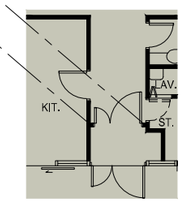

Part Plan on G/F
地面層部份平面圖
Note : This part plan shows the "as-is" layout
備註：此部份平面圖所示為現狀之布局。

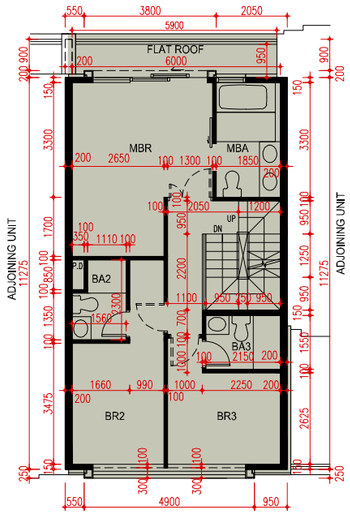

1/F Plan
一樓平面圖

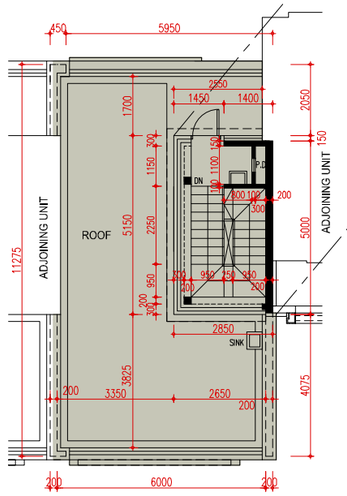

Roof Plan
天台平面圖

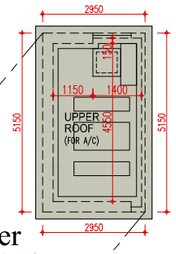

Upper Roof Plan
上層天台平面圖

Please refer to pages AL001 to AL004 of this sales brochure for legend of the terms and abbreviations and guidance notes in studying the floor plans of this section.
請參閱本售樓說明書第AL001至AL004頁之圖例及指引以協助解讀此部分的平面圖及其顯示之名稱及簡稱。

0 1 2 3 4 5 6 Metres 米

Note : The dimensions of floor plans are all structural dimensions in millimeter.
備註：平面圖之尺規所列數字為以毫米標示之建築結構尺寸。

House 10
Cervia Boulevard
卓維雅大道 10號洋房

1. The thickness of the floor slabs (excluding plaster) of each residential property shown in the floor plan hereto as provided in the approved buildings plans for the Development : 175mm and 200mm for Basement, 150mm and 225mm for G/F, 125mm and 150mm for 1/F, 150mm and 200mm for 2/F, 150mm for Roof Stairhood.
按發展項目經批准的建築圖則所規定，此平面圖顯示每個住宅物業的樓板(不包括灰泥)的厚度：地庫層為175毫米及200毫米，地面層為150毫米及225毫米，一樓為125毫米及150毫米，二樓為150毫米及200毫米，天台梯屋為150毫米。
2. The floor-to-floor height of each residential property shown in the floor plan hereto as provided in the approved buildings plans for the Development : 3310mm, 4150mm, and 4440mm for Basement, 4100mm and 4350mm for G/F, 3500mm and 4000mm for 1/F, 3500mm for 2/F, 2660mm for Roof Stairhood.
按發展項目經批准的建築圖則所規定，此平面圖顯示每個住宅物業的層與層之間的高度：地庫層為3310毫米、4150毫米及4440毫米，地面層為4100毫米及4350毫米，一樓為3500毫米及4000毫米，二樓為3500毫米，天台梯屋為2660毫米。
3. The internal areas of the residential properties on the upper floors will generally be slightly larger than those on the lower floors because of the reducing thickness of the structural walls on the upper floors.
因住宅物業的較高樓層的結構牆的厚度遞減，較高樓層的內部面積，一般比較低層的內部面積稍大。

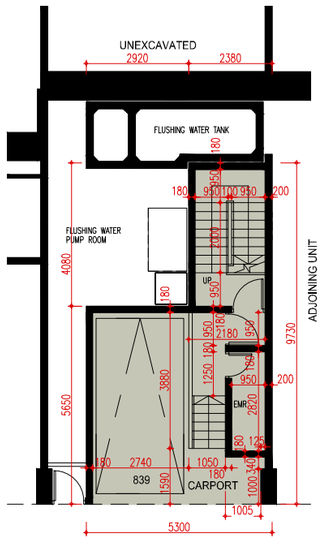

Basement Plan
地庫層平面圖

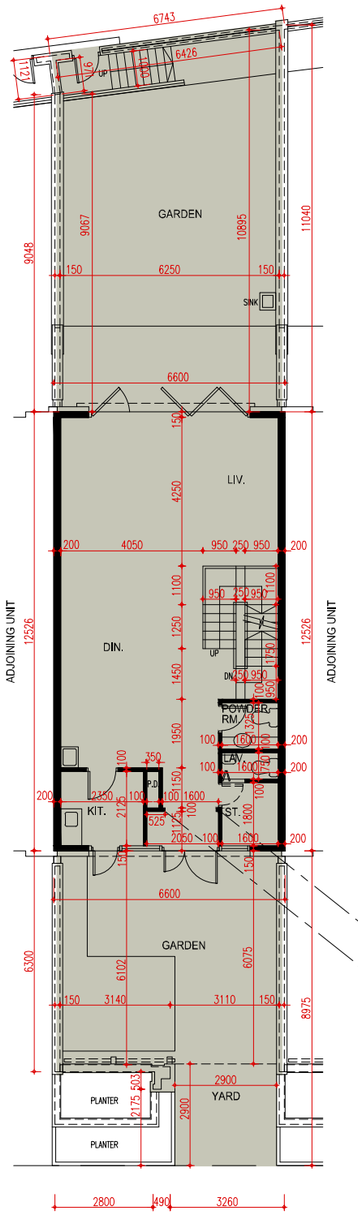

G/F Plan
地面層平面圖

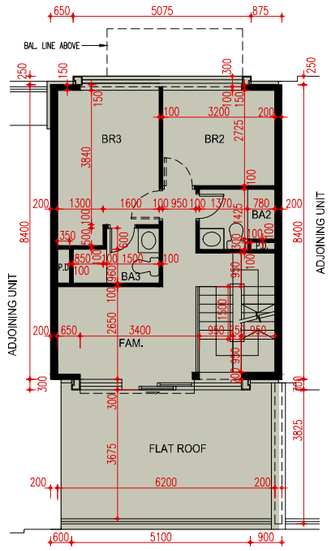

1/F Plan
一樓平面圖

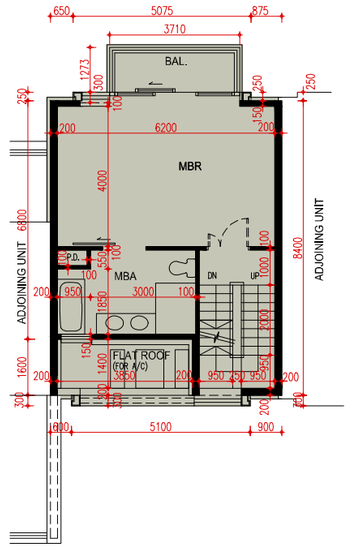

2/F Plan
二樓平面圖

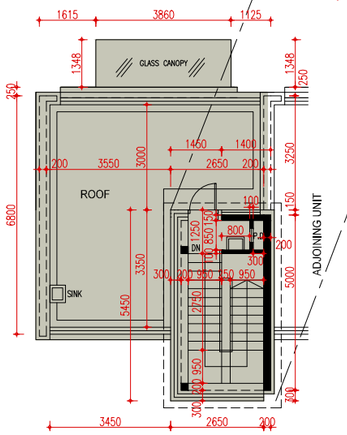

Roof Plan
天台平面圖

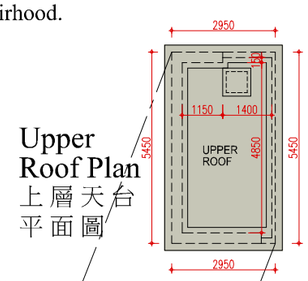

Upper Roof Plan
上層天台平面圖

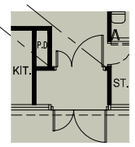

Part Plan on G/F
地面層部份平面圖
Note : This part plan shows the "as-is" layout
備註：此部份平面圖所示為現狀之布局。

Please refer to pages AL001 to AL004 of this sales brochure for legend of the terms and abbreviations and guidance notes in studying the floor plans of this section.
請參閱本售樓說明書第AL001至AL004頁之圖例及指引以協助解讀此部分的平面圖及其顯示之名稱及簡稱。

0 1 2 3 4 5 6 Metres 米

Note : The dimensions of floor plans are all structural dimensions in millimeter.
備註：平面圖之尺規所列數字為以毫米標示之建築結構尺寸。

House 11
Cervia Boulevard
卓維雅大道 11號洋房

1. The thickness of the floor slabs (excluding plaster) of each residential property shown in the floor plan hereto as provided in the approved buildings plans for the Development : 175mm and 200mm for Basement, 150mm and 225mm for G/F, 125mm and 150mm for 1/F, 150mm and 200mm for 2/F, 150mm for Roof Stairhood.
   按發展項目經批准的建築圖則所規定，此平面圖顯示每個住宅物業的樓板(不包括灰泥)的厚度：地庫層為175毫米及200毫米，地面層為150毫米及225毫米，一樓為125毫米及150毫米，二樓為150毫米及200毫米，天台梯屋為150毫米。
2. The floor-to-floor height of each residential property shown in the floor plan hereto as provided in the approved buildings plans for the Development : 3310mm, 4150mm, and 4440mm for Basement, 4100mm and 4350mm for G/F, 3500mm and 4000mm for 1/F, 3500mm for 2/F, 2660mm for Roof Stairhood.
   按發展項目經批准的建築圖則所規定，此平面圖顯示每個住宅物業的層與層之間的高度：地庫層為3310毫米、4150毫米及4440毫米，地面層為4100毫米及4350毫米，一樓為3500毫米及4000毫米，二樓為3500毫米，天台梯屋為2660毫米。
3. The internal areas of the residential properties on the upper floors will generally be slightly larger than those on the lower floors because of the reducing thickness of the structural walls on the upper floors.
   因住宅物業的較高樓層的結構牆的厚度遞減，較高樓層的內部面積，一般比較低層的內部面積稍大。

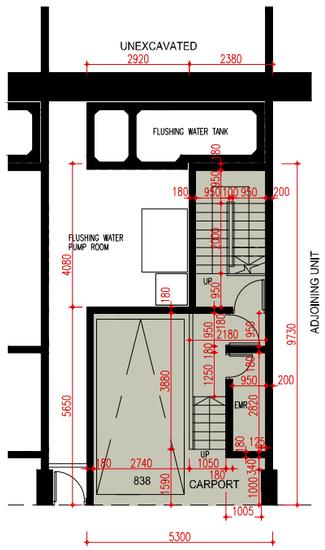

Basement Plan
地庫層平面圖

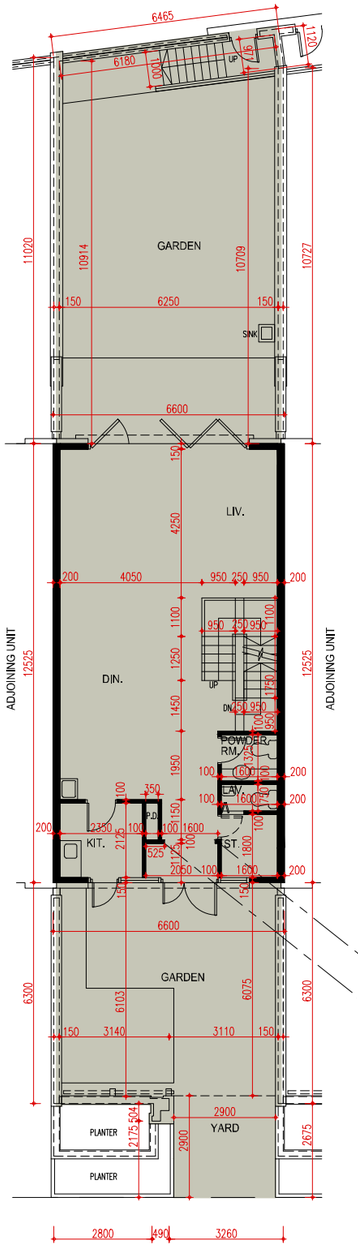

G/F Plan
地面層平面圖

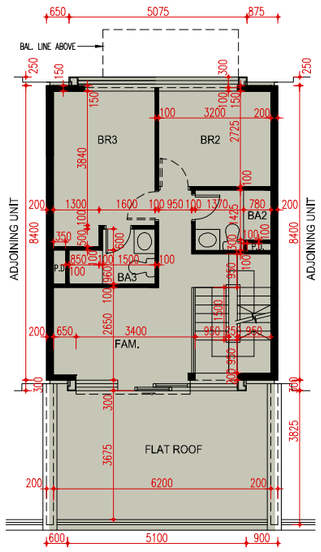

1/F Plan
一樓平面圖

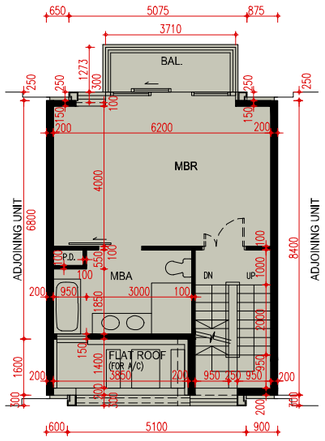

2/F Plan
二樓平面圖

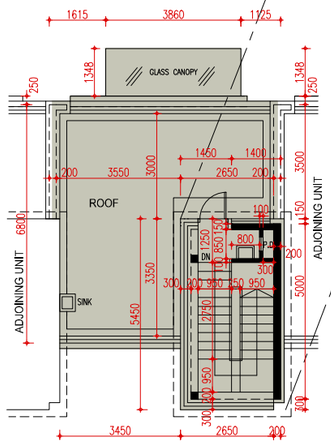

Roof Plan
天台平面圖

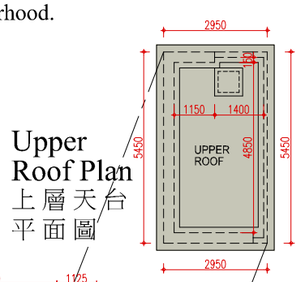

Upper Roof Plan
上層天台平面圖

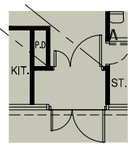

Part Plan on G/F
地面層部份平面圖
Note : This part plan shows the "as-is" layout
備註：此部份平面圖所示為現狀之布局。

Please refer to pages AL001 to AL004 of this sales brochure for legend of the terms and abbreviations and guidance notes in studying the floor plans of this section.
請參閱本售樓說明書第AL001至AL004頁之圖例及指引以協助解讀此部分的平面圖及其顯示之名稱及簡稱。

0 1 2 3 4 5 6 Metres 米

Note : The dimensions of floor plans are all structural dimensions in millimeter.
備註：平面圖之尺規所列數字為以毫米標示之建築結構尺寸。

House 12
Cervia Boulevard
卓維雅大道 12號洋房

1. The thickness of the floor slabs (excluding plaster) of each residential property shown in the floor plan hereto as provided in the approved buildings plans for the Development : 175mm and 200mm for Basement, 150mm and 225mm for G/F, 125mm and 150mm for 1/F, 150mm and 200mm for 2/F, 150mm for Roof Stairhood.
按發展項目經批准的建築圖則所規定，此平面圖顯示每個住宅物業的樓板(不包括灰泥)的厚度：地庫層為175毫米及200毫米，地面層為150毫米及225毫米，一樓為125毫米及150毫米，二樓為150毫米及200毫米，天台梯屋為150毫米。
2. The floor-to-floor height of each residential property shown in the floor plan hereto as provided in the approved buildings plans for the Development : 3310mm, 4150mm, and 4440mm for Basement, 4100mm and 4350mm for G/F, 3500mm and 4000mm for 1/F, 3500mm for 2/F, 2660mm for Roof Stairhood.
按發展項目經批准的建築圖則所規定，此平面圖顯示每個住宅物業的層與層之間的高度：地庫層為3310毫米、4150毫米及4440毫米，地面層為4100毫米及4350毫米，一樓為3500毫米及4000毫米，二樓為3500毫米，天台梯屋為2660毫米。
3. The internal areas of the residential properties on the upper floors will generally be slightly larger than those on the lower floors because of the reducing thickness of the structural walls on the upper floors.
因住宅物業的較高樓層的結構牆的厚度遞減，較高樓層的內部面積，一般比較低層的內部面積稍大。

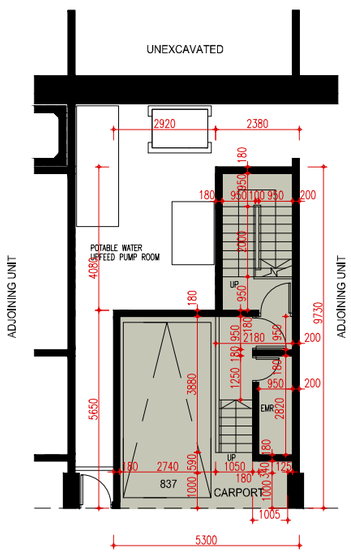

Basement Plan
地庫層平面圖

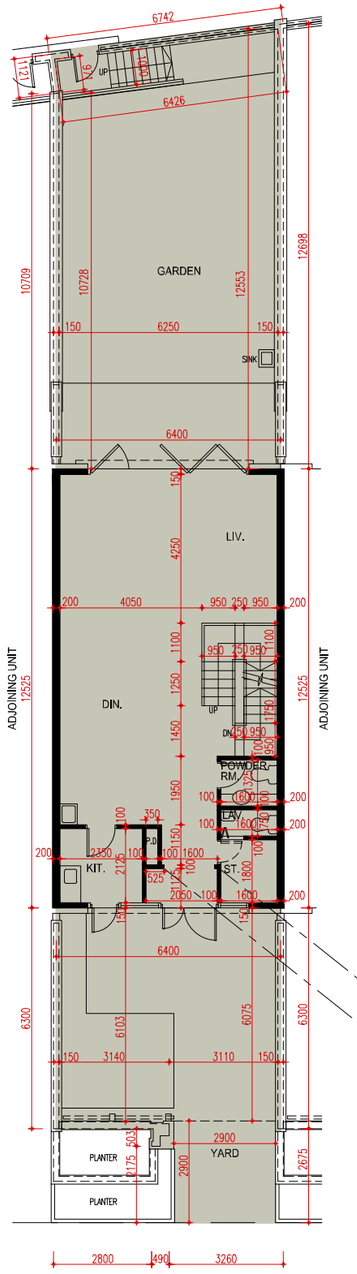

G/F Plan
地面層平面圖

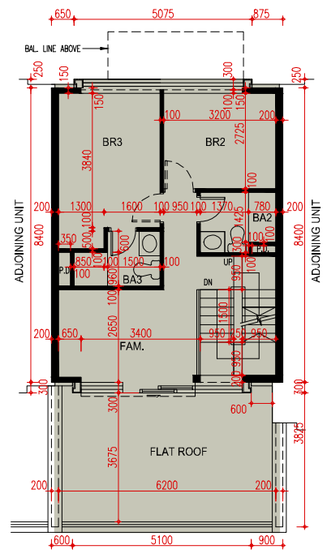

1/F Plan
一樓平面圖

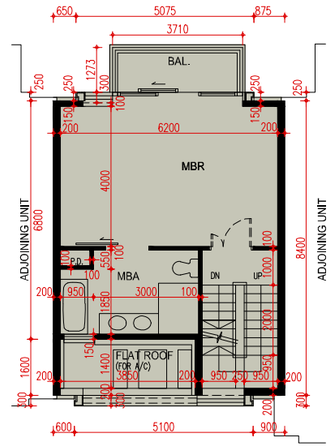

2/F Plan
二樓平面圖

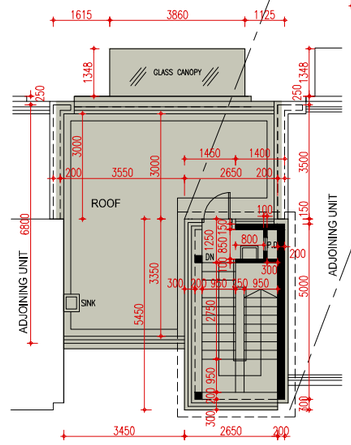

Roof Plan
天台平面圖

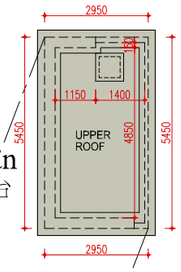

Upper Roof Plan
上層天台平面圖

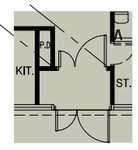

Part Plan on G/F
地面層部份平面圖
Note : This part plan shows the "as-is" layout
備註：此部份平面圖所示為現狀之布局。

Please refer to pages AL001 to AL004 of this sales brochure for legend of the terms and abbreviations and guidance notes in studying the floor plans of this section.
請參閱本售樓說明書第AL001至AL004頁之圖例及指引以協助解讀此部分的平面圖及其顯示之名稱及簡稱。

0 1 2 3 4 5 6 Metres 米

Note : The dimensions of floor plans are all structural dimensions in millimeter.
備註：平面圖之尺規所列數字為以毫米標示之建築結構尺寸。

House 15
Cervia Boulevard
卓維雅大道 15號洋房

Please refer to pages AL001 to AL004 of this sales brochure for legend of the terms and abbreviations and guidance notes in studying the floor plans of this section.
請參閱本售樓說明書第AL001至AL004頁之圖例及指引以協助解讀此部分的平面圖及其顯示之名稱及簡稱。

1. The thickness of the floor slabs (excluding plaster) of each residential property shown in the floor plan hereto as provided in the approved buildings plans for the Development : 175mm and 200mm for Basement, 150mm and 225mm for G/F, 150mm and 175mm for 1/F, 150mm and 175mm for 2/F, 150mm for Roof Stairhood.
按發展項目經批准的建築圖則所規定，此平面圖顯示每個住宅物業的樓板(不包括灰泥)的厚度：地庫層為175毫米及200毫米，地面層為150毫米及225毫米，一樓為150毫米及175毫米，二樓為150毫米及175毫米，天台梯屋為150毫米。
2. The floor-to-floor height of each residential property shown in the floor plan hereto as provided in the approved buildings plans for the Development : 3000mm, 3290mm, 4150mm and 4440mm for Basement, 4100mm and 4350mm for G/F, 3500mm and 4000mm for 1/F, 3500mm for 2/F, 2660mm for Roof Stairhood.
按發展項目經批准的建築圖則所規定，此平面圖顯示每個住宅物業的層與層之間的高度：地庫層為3000毫米、3290毫米、4150毫米及4440毫米，地面層為4100毫米及4350毫米，一樓為3500毫米及4000毫米，二樓為3500毫米，天台梯屋為2660毫米。
3. The internal areas of the residential properties on the upper floors will generally be slightly larger than those on the lower floors because of the reducing thickness of the structural walls on the upper floors.
因住宅物業的較高樓層的結構牆的厚度遞減，較高樓層的內部面積，一般比較低層的內部面積稍大。

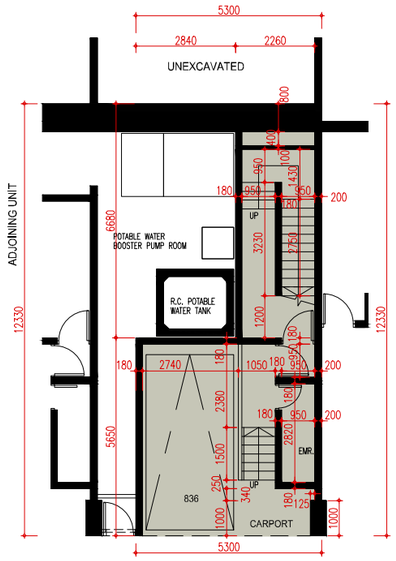

Basement Plan
地庫層平面圖

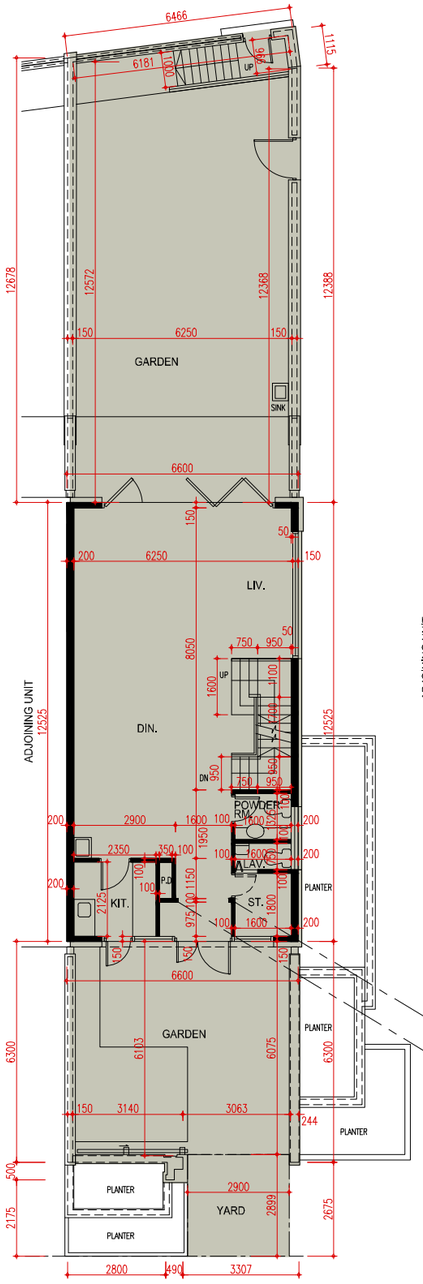

G/F Plan
地面層平面圖

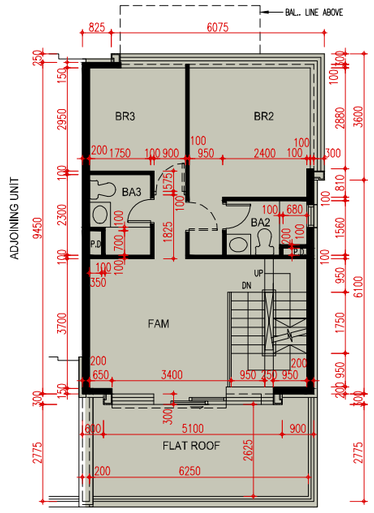

1/F Plan
一樓平面圖

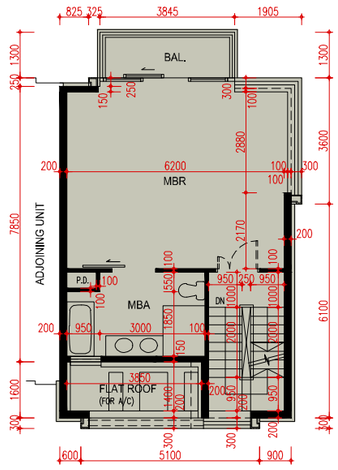

2/F Plan
二樓平面圖

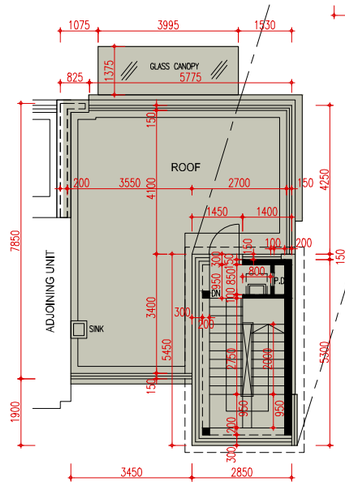

Roof Plan
天台平面圖

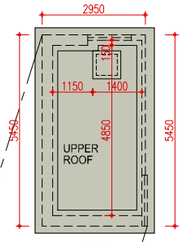

Upper Roof Plan
上層天台平面圖

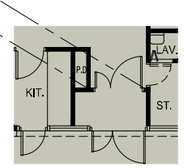

Part Plan on G/F
地面層部份平面圖
Note : This part plan shows the "as-is" layout
備註：此部份平面圖所示為現狀之布局。

0 1 2 3 4 5 6 Metres 米

Note : The dimensions of floor plans are all structural dimensions in millimeter.
備註：平面圖之尺規所列數字為以毫米標示之建築結構尺寸。

House 1
Diveria Boulevard
迪維尼亞大道 1號洋房

Please refer to pages AL001 to AL004 of this sales brochure for legend of the terms and abbreviations and guidance notes in studying the floor plans of this section.
請參閱本售樓說明書第AL001至AL004頁之圖例及指引以協助解讀此部分的平面圖及其顯示之名稱及簡稱。

1. The thickness of the floor slabs (excluding plaster) of each residential property shown in the floor plan hereto as provided in the approved buildings plans for the Development : 175mm for Basement, 150mm and 175mm for G/F, 150mm and 175mm for 1/F, 150mm and 200mm for 2/F, 150mm for Roof Stairhood.
按發展項目經批准的建築圖則所規定，此平面圖顯示每個住宅物業的樓板(不包括灰泥)的厚度：地庫層為175毫米，地面層為150毫米及175毫米，一樓為150毫米及175毫米，二樓為150毫米及200毫米，天台梯屋為150毫米。
2. The floor-to-floor height of each residential property shown in the floor plan hereto as provided in the approved buildings plans for the Development : 2975mm and 4540mm for Basement, 4350mm for G/F, 3500mm and 4000mm for 1/F, 3500mm for 2/F, 2660mm for Roof Stairhood.
按發展項目經批准的建築圖則所規定，此平面圖顯示每個住宅物業的層與層之間的高度：地庫層為2975毫米及4540毫米，地面層為4350毫米，一樓為3500毫米及4000毫米，二樓為3500毫米，天台梯屋為2660毫米。
3. The internal areas of the residential properties on the upper floors will generally be slightly larger than those on the lower floors because of the reducing thickness of the structural walls on the upper floors.
因住宅物業的較高樓層的結構牆的厚度遞減，較高樓層的內部面積，一般比較低層的內部面積稍大。

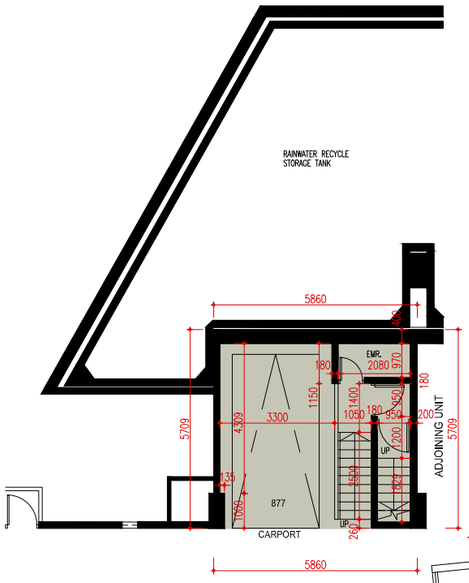

Basement Plan
地庫層平面圖

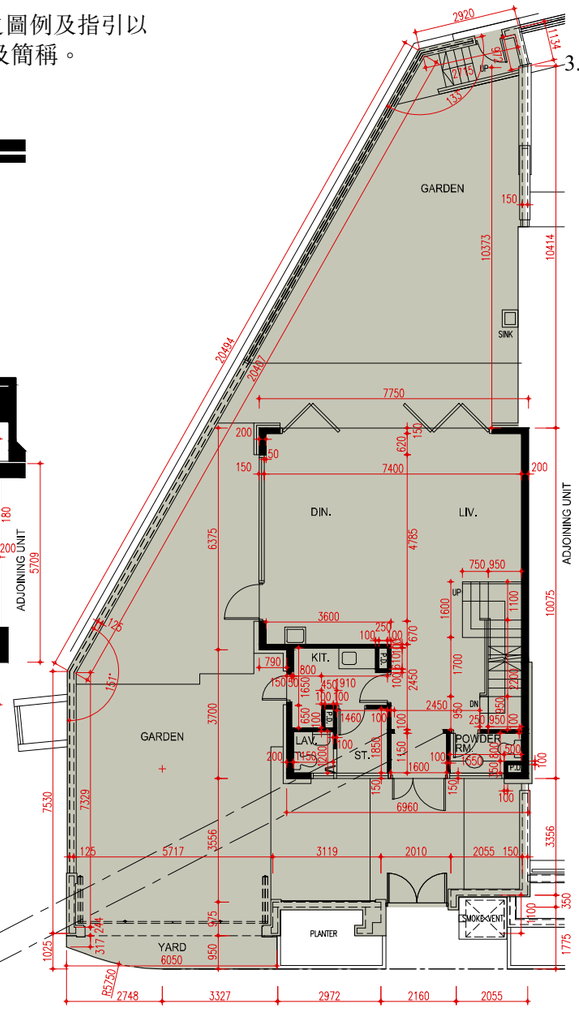

G/F Plan
地面層平面圖

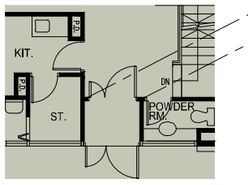

Part Plan on G/F
地面層部份平面圖
Note : This part plan shows the "as-is" layout
備註：此部份平面圖所示為現狀之布局。

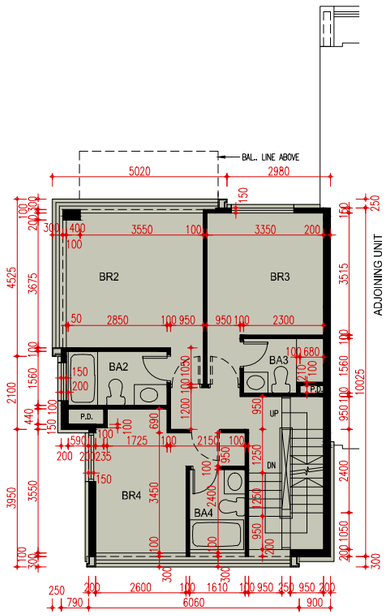

1/F Plan
一樓平面圖

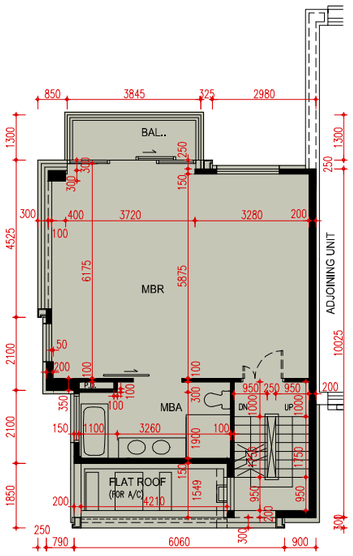

2/F Plan
二樓平面圖

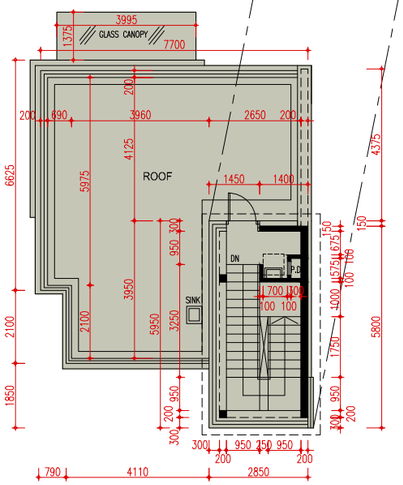

Roof Plan
天台平面圖

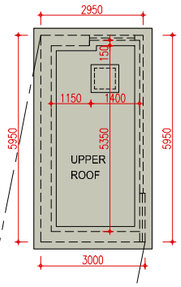

Upper Roof Plan
上層天台平面圖

0 1 2 3 4 5 6 Metres 米

Note : The dimensions of floor plans are all structural dimensions in millimeter.
備註：平面圖之尺規所列數字為以毫米標示之建築結構尺寸。

House 2
Diveria Boulevard
迪維尼亞大道 2號洋房

1. The thickness of the floor slabs (excluding plaster) of each residential property shown in the floor plan hereto as provided in the approved buildings plans for the Development : 175mm and 200mm for Basement, 150mm and 200mm for G/F, 150mm and 175mm for 1/F, 150mm for Roof Stairhood.
   按發展項目經批准的建築圖則所規定，此平面圖顯示每個住宅物業的樓板(不包括灰泥)的厚度：地庫層為175毫米及200毫米，地面層為150毫米及200毫米，一樓為150毫米及175毫米，天台梯屋為150毫米。
2. The floor-to-floor height of each residential property shown in the floor plan hereto as provided in the approved buildings plans for the Development : 2990mm, 3700mm, 4250mm and 4540mm for Basement, 4100mm and 4350mm for G/F, 3500mm for 1/F, 2660mm for Roof Stairhood.
   按發展項目經批准的建築圖則所規定，此平面圖顯示每個住宅物業的層與層之間的高度：地庫層為2990毫米、3700毫米、4250毫米及4540毫米，地面層為4100毫米及4350毫米，一樓為3500毫米，天台梯屋為2660毫米。
3. The internal areas of the residential properties on the upper floors will generally be slightly larger than those on the lower floors because of the reducing thickness of the structural walls on the upper floors.
   因住宅物業的較高樓層的結構牆的厚度遞減，較高樓層的內部面積，一般比較低層的內部面積稍大。

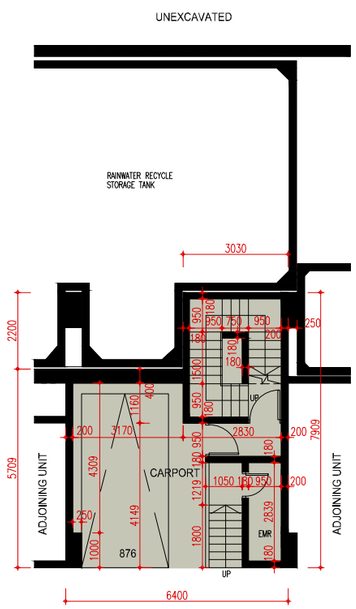

Basement Plan
地庫層平面圖

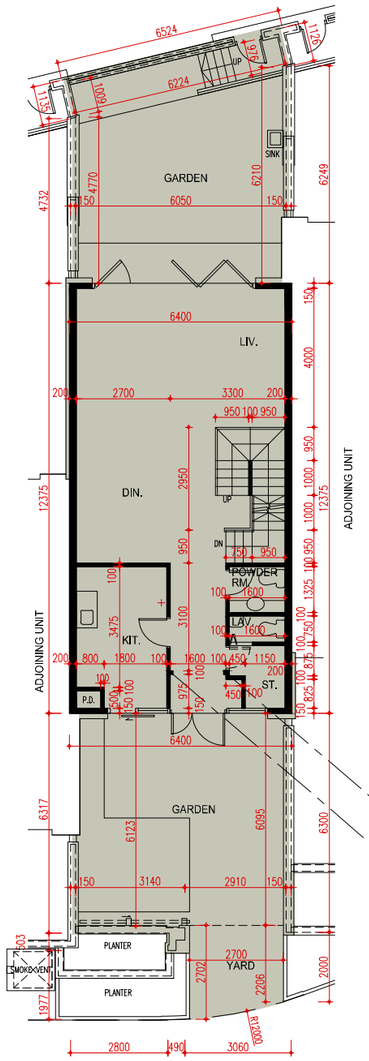

G/F Plan
地面層平面圖

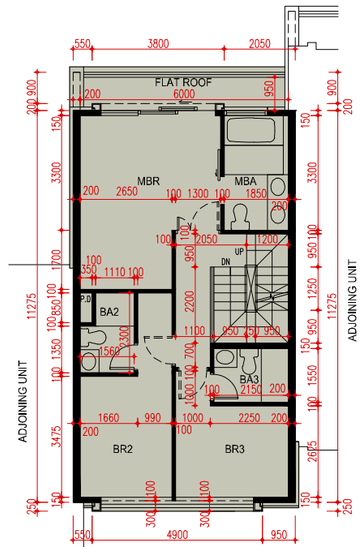

1/F Plan
一樓平面圖

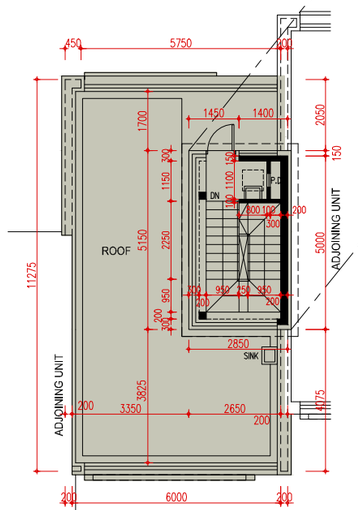

Roof Plan
天台平面圖

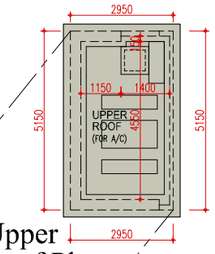

Upper Roof Plan
上層天台平面圖

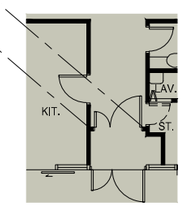

Part Plan on G/F
地面層部份平面圖

Note : This part plan shows the "as-is" layout
備註：此部份平面圖所示為現狀之布局。

Please refer to pages AL001 to AL004 of this sales brochure for legend of the terms and abbreviations and guidance notes in studying the floor plans of this section.
請參閱本售樓說明書第AL001至AL004頁之圖例及指引以協助解讀此部分的平面圖及其顯示之名稱及簡稱。

0 1 2 3 4 5 6 Metres 米

Note : The dimensions of floor plans are all structural dimensions in millimeter.
備註：平面圖之尺規所列數字為以毫米標示之建築結構尺寸。

House 3
Diveria Boulevard
迪維尼亞大道 3號洋房

1. The thickness of the floor slabs (excluding plaster) of each residential property shown in the floor plan hereto as provided in the approved buildings plans for the Development : 175mm and 200mm for Basement, 150mm and 200mm for G/F, 150mm and 175mm for 1/F, 150mm for Roof Stairhood.
按發展項目經批准的建築圖則所規定，此平面圖顯示每個住宅物業的樓板(不包括灰泥)的厚度：地庫層為175毫米及200毫米，地面層為150毫米及200毫米，一樓為150毫米及175毫米，天台梯屋為150毫米。
2. The floor-to-floor height of each residential property shown in the floor plan hereto as provided in the approved buildings plans for the Development : 3212mm, 3502mm, 3700mm, 4250mm and 4540mm for Basement, 4100mm and 4350mm for G/F, 3500mm for 1/F, 2660mm for Roof Stairhood.
按發展項目經批准的建築圖則所規定，此平面圖顯示每個住宅物業的層與層之間的高度：地庫層為3212毫米、3502毫米、3700毫米、4250毫米及4540毫米，地面層為4100毫米及4350毫米，一樓為3500毫米，天台梯屋為2660毫米。
3. The internal areas of the residential properties on the upper floors will generally be slightly larger than those on the lower floors because of the reducing thickness of the structural walls on the upper floors.
因住宅物業的較高樓層的結構牆的厚度遞減，較高樓層的內部面積，一般比較低層的內部面積稍大。

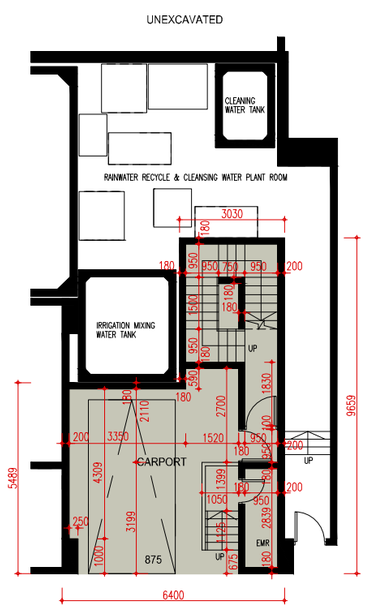

Basement Plan
地庫層平面圖

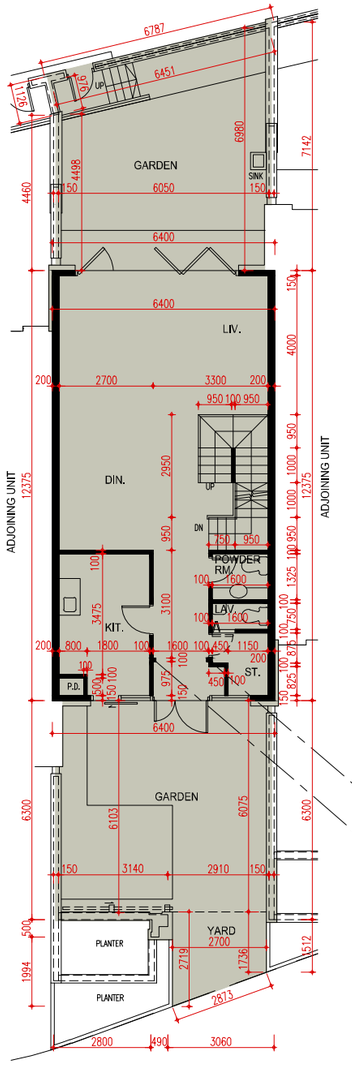

G/F Plan
地面層平面圖

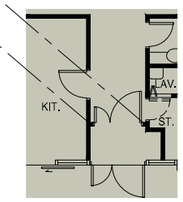

Part Plan on G/F
地面層部份平面圖

Note : This part plan shows the "as-is" layout
備註：此部份平面圖所示為現狀之布局。

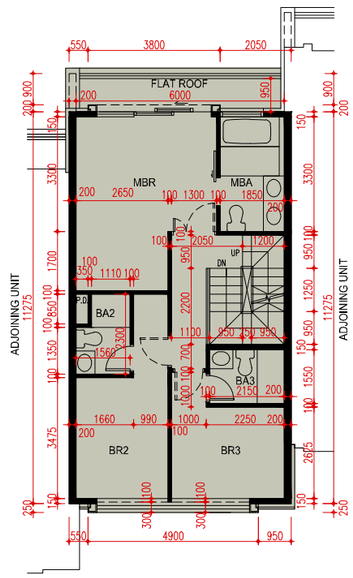

1/F Plan
一樓平面圖

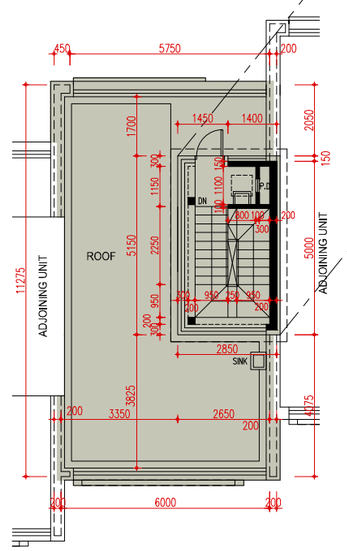

Roof Plan
天台平面圖

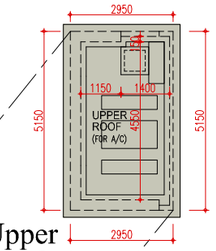

Upper Roof Plan
上層天台平面圖

Please refer to pages AL001 to AL004 of this sales brochure for legend of the terms and abbreviations and guidance notes in studying the floor plans of this section.
請參閱本售樓說明書第AL001至AL004頁之圖例及指引以協助解讀此部分的平面圖及其顯示之名稱及簡稱。

0 1 2 3 4 5 6 Metres 米

Note : The dimensions of floor plans are all structural dimensions in millimeter.
備註：平面圖之尺規所列數字為以毫米標示之建築結構尺寸。

House 5
Diveria Boulevard
迪維尼亞大道 5號洋房

1. The thickness of the floor slabs (excluding plaster) of each residential property shown in the floor plan hereto as provided in the approved buildings plans for the Development : 175mm and 200mm for Basement, 150mm and 200mm for G/F, 150mm and 175mm for 1/F, 150mm for Roof Stairhood.
   按發展項目經批准的建築圖則所規定，此平面圖顯示每個住宅物業的樓板(不包括灰泥)的厚度：地庫層為175毫米及200毫米，地面層為150毫米及200毫米，一樓為150毫米及175毫米，天台梯屋為150毫米。
2. The floor-to-floor height of each residential property shown in the floor plan hereto as provided in the approved buildings plans for the Development : 3010mm, 4250mm and 4540mm for Basement, 4100mm and 4350mm for G/F, 3500mm for 1/F, 2660mm for Roof Stairhood.
   按發展項目經批准的建築圖則所規定，此平面圖顯示每個住宅物業的層與層之間的高度：地庫層為3010毫米、4250毫米及4540毫米，地面層為4100毫米及4350毫米，一樓為3500毫米，天台梯屋為2660毫米。
3. The internal areas of the residential properties on the upper floors will generally be slightly larger than those on the lower floors because of the reducing thickness of the structural walls on the upper floors.
   因住宅物業的較高樓層的結構牆的厚度遞減，較高樓層的內部面積，一般比較低層的內部面積稍大。

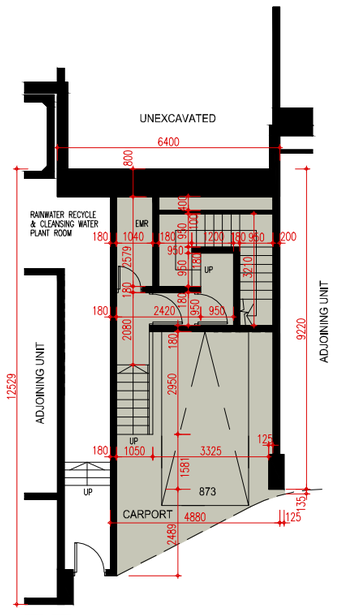

Basement Plan
地庫層平面圖

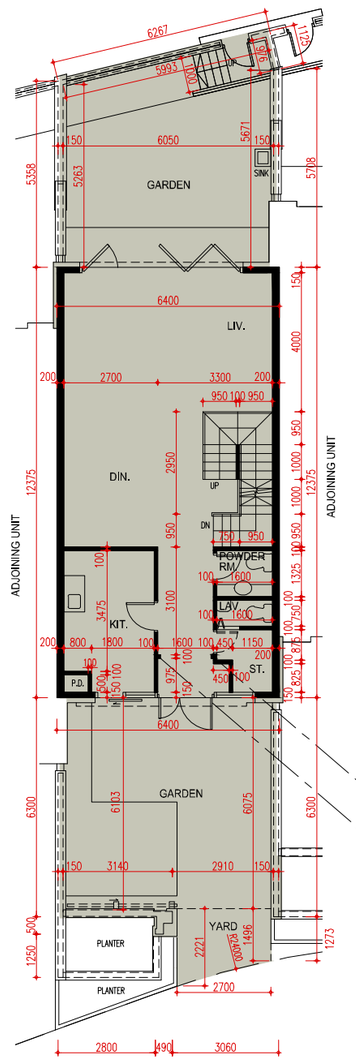

G/F Plan
地面層平面圖

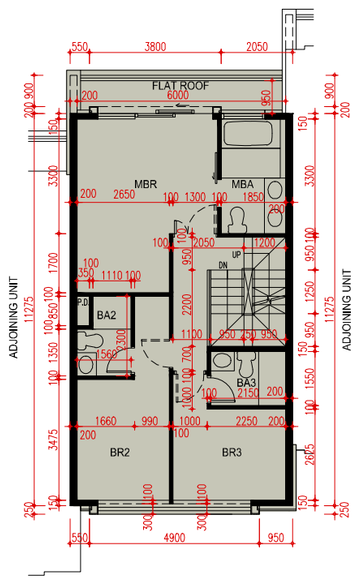

1/F Plan
一樓平面圖

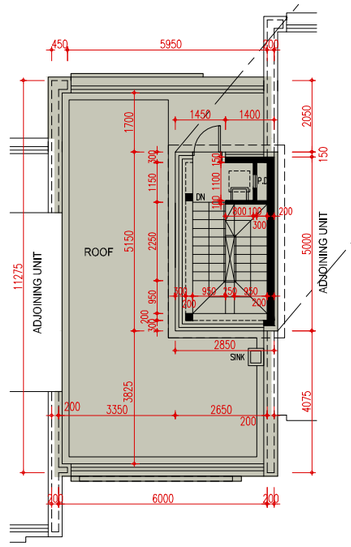

Roof Plan
天台平面圖

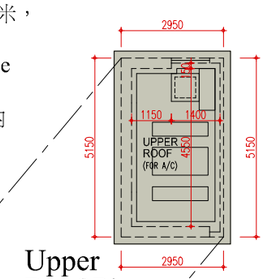

Upper Roof Plan
上層天台平面圖

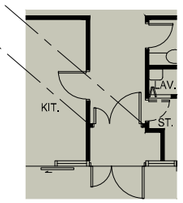

Part Plan on G/F
地面層部份平面圖
Note : This part plan shows the "as-is" layout
備註：此部份平面圖所示為現狀之布局。

Please refer to pages AL001 to AL004 of this sales brochure for legend of the terms and abbreviations and guidance notes in studying the floor plans of this section.
請參閱本售樓說明書第AL001至AL004頁之圖例及指引以協助解讀此部分的平面圖及其顯示之名稱及簡稱。

0 1 2 3 4 5 6 Metres 米

Note : The dimensions of floor plans are all structural dimensions in millimeter.
備註：平面圖之尺規所列數字為以毫米標示之建築結構尺寸。

House 6
Diveria Boulevard
迪維尼亞大道 6號洋房

1. The thickness of the floor slabs (excluding plaster) of each residential property shown in the floor plan hereto as provided in the approved buildings plans for the Development : 175mm and 200mm for Basement, 150mm and 200mm for G/F, 150mm and 175mm for 1/F, 150mm for Roof Stairhood.
按發展項目經批准的建築圖則所規定，此平面圖顯示每個住宅物業的樓板(不包括灰泥)的厚度：地庫層為175毫米及200毫米，地面層為150毫米及200毫米，一樓為150毫米及175毫米，天台梯屋為150毫米。
2. The floor-to-floor height of each residential property shown in the floor plan hereto as provided in the approved buildings plans for the Development : 3000mm, 3700mm, 4250mm and 4540mm for Basement, 4100mm and 4350mm for G/F, 3500mm for 1/F, 2660mm for Roof Stairhood.
按發展項目經批准的建築圖則所規定，此平面圖顯示每個住宅物業的層與層之間的高度：地庫層為3000毫米、3700毫米、4250毫米及4540毫米，地面層為4100毫米及4350毫米，一樓為3500毫米，天台梯屋為2660毫米。
3. The internal areas of the residential properties on the upper floors will generally be slightly larger than those on the lower floors because of the reducing thickness of the structural walls on the upper floors.
因住宅物業的較高樓層的結構牆的厚度遞減，較高樓層的內部面積，一般比較低層的內部面積稍大。

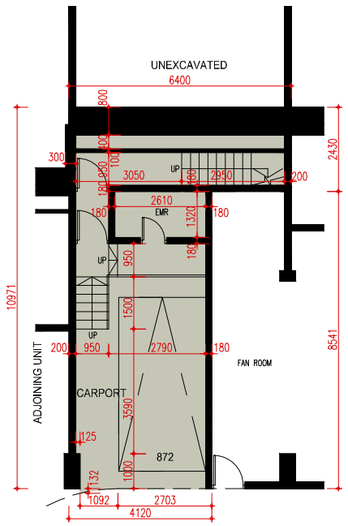

Basement Plan
地庫層平面圖

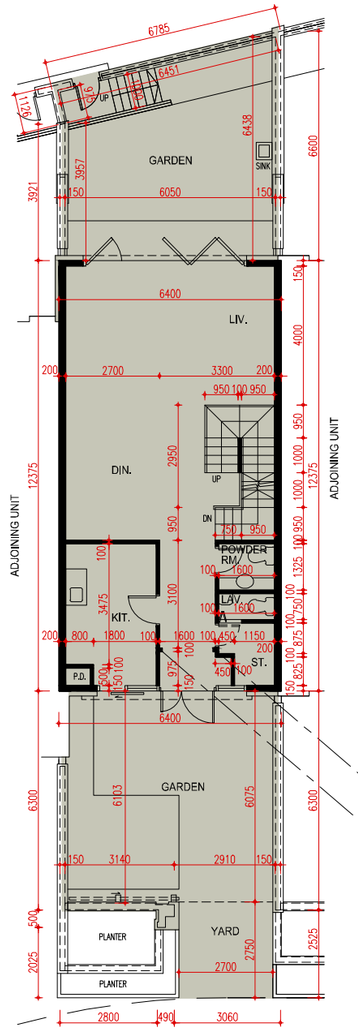

G/F Plan
地面層平面圖

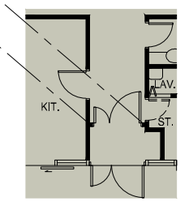

Part Plan on G/F
地面層部份平面圖

Note : This part plan shows the "as-is" layout
備註：此部份平面圖所示為現狀之布局。

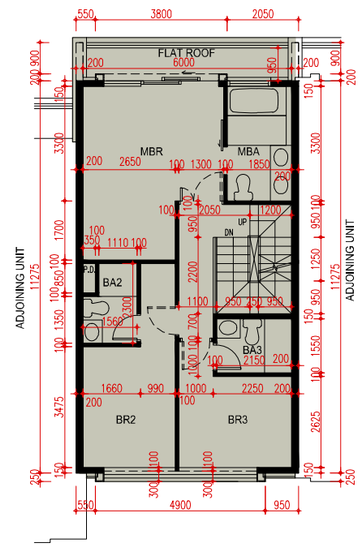

1/F Plan
一樓平面圖

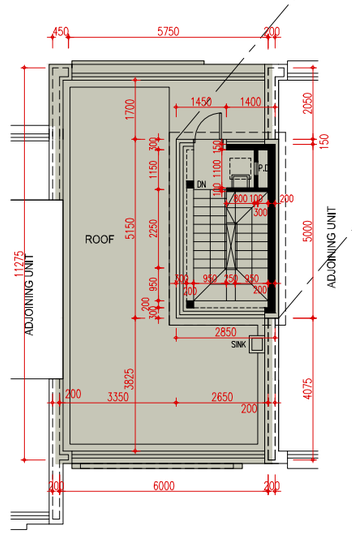

Roof Plan
天台平面圖

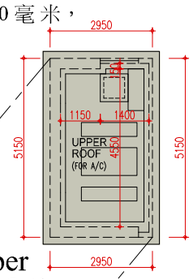

Upper Roof Plan
上層天台平面圖

Please refer to pages AL001 to AL004 of this sales brochure for legend of the terms and abbreviations and guidance notes in studying the floor plans of this section.
請參閱本售樓說明書第AL001至AL004頁之圖例及指引以協助解讀此部分的平面圖及其顯示之名稱及簡稱。

0 1 2 3 4 5 6 Metres 米

Note : The dimensions of floor plans are all structural dimensions in millimeter.
備註：平面圖之尺規所列數字為以毫米標示之建築結構尺寸。

House 7
Diveria Boulevard
迪維尼亞大道 7號洋房

1. The thickness of the floor slabs (excluding plaster) of each residential property shown in the floor plan hereto as provided in the approved buildings plans for the Development : 175mm and 200mm for Basement, 150mm and 200mm for G/F, 150mm and 175mm for 1/F, 150mm for Roof Stairhood.
   按發展項目經批准的建築圖則所規定，此平面圖顯示每個住宅物業的樓板(不包括灰泥)的厚度：地庫層為175毫米及200毫米，地面層為150毫米及200毫米，一樓為150毫米及175毫米，天台梯屋為150毫米。
2. The floor-to-floor height of each residential property shown in the floor plan hereto as provided in the approved buildings plans for the Development : 3340mm, 4250mm and 4540mm for Basement, 4100mm and 4350mm for G/F, 3500mm for 1/F, 2660mm for Roof Stairhood.
   按發展項目經批准的建築圖則所規定，此平面圖顯示每個住宅物業的層與層之間的高度：地庫層為3340毫米、4250毫米及4540毫米，地面層為4100毫米及4350毫米，一樓為3500毫米，天台梯屋為2660毫米。
3. The internal areas of the residential properties on the upper floors will generally be slightly larger than those on the lower floors because of the reducing thickness of the structural walls on the upper floors.
   因住宅物業的較高樓層的結構牆的厚度遞減，較高樓層的內部面積，一般比較低層的內部面積稍大。

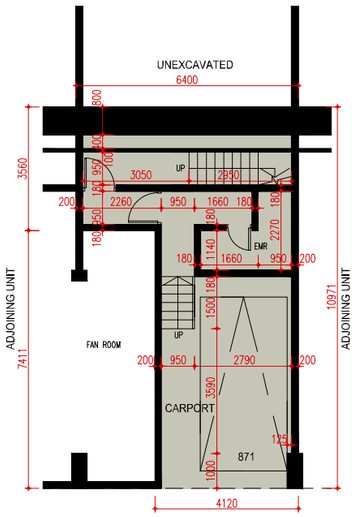

Basement Plan
地庫層平面圖

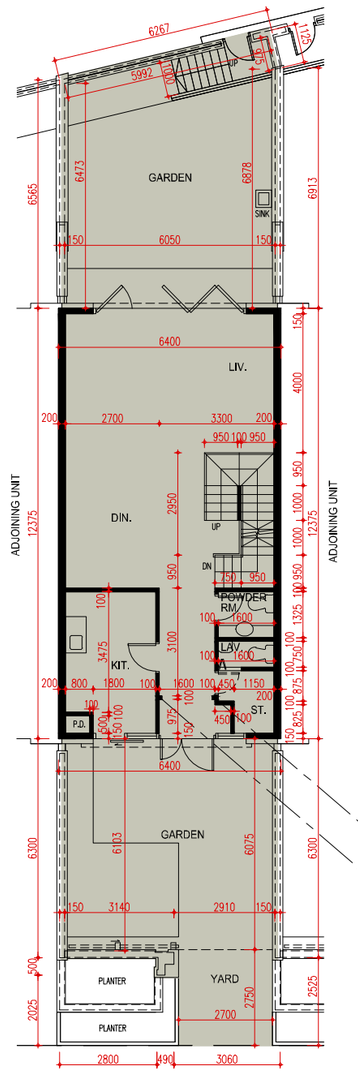

G/F Plan
地面層平面圖

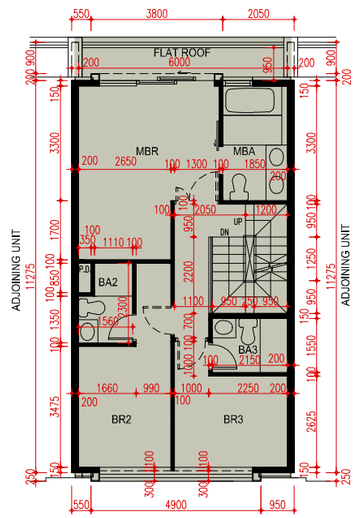

1/F Plan
一樓平面圖

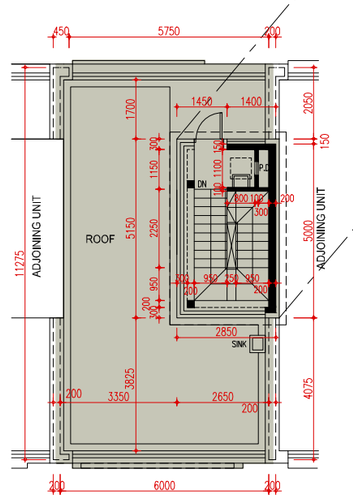

Roof Plan
天台平面圖

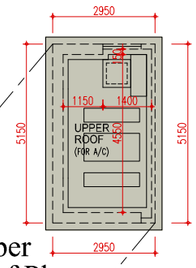

Upper Roof Plan
上層天台平面圖

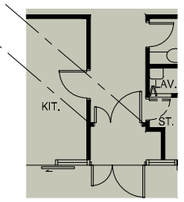

Part Plan on G/F
地面層部份平面圖
Note : This part plan shows the "as-is" layout
備註：此部份平面圖所示為現狀之布局。

Please refer to pages AL001 to AL004 of this sales brochure for legend of the terms and abbreviations and guidance notes in studying the floor plans of this section.
請參閱本售樓說明書第AL001至AL004頁之圖例及指引以協助解讀此部分的平面圖及其顯示之名稱及簡稱。

0 1 2 3 4 5 6 Metres 米

Note : The dimensions of floor plans are all structural dimensions in millimeter.
備註：平面圖之尺規所列數字為以毫米標示之建築結構尺寸。

House 8
Diveria Boulevard
迪維尼亞大道 8號洋房

1. The thickness of the floor slabs (excluding plaster) of each residential property shown in the floor plan hereto as provided in the approved buildings plans for the Development : 175mm and 200mm for Basement, 150mm and 200mm for G/F, 150mm and 175mm for 1/F, 150mm for Roof Stairhood.
按發展項目經批准的建築圖則所規定，此平面圖顯示每個住宅物業的樓板(不包括灰泥)的厚度：地庫層為175毫米及200毫米，地面層為150毫米及200毫米，一樓為150毫米及175毫米，天台梯屋為150毫米。
2. The floor-to-floor height of each residential property shown in the floor plan hereto as provided in the approved buildings plans for the Development : 3000mm, 3700mm, 4250mm and 4540mm for Basement, 4100mm and 4350mm for G/F, 3500mm for 1/F, 2660mm for Roof Stairhood.
按發展項目經批准的建築圖則所規定，此平面圖顯示每個住宅物業的層與層之間的高度：地庫層為3000毫米、3700毫米、4250毫米及4540毫米，地面層為4100毫米及4350毫米，一樓為3500毫米，天台梯屋為2660毫米。
3. The internal areas of the residential properties on the upper floors will generally be slightly larger than those on the lower floors because of the reducing thickness of the structural walls on the upper floors.
因住宅物業的較高樓層的結構牆的厚度遞減，較高樓層的內部面積，一般比較低層的內部面積稍大。

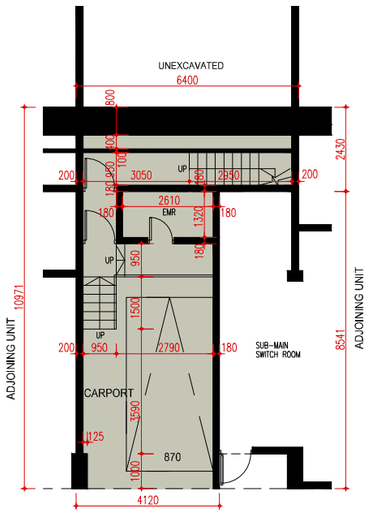

Basement Plan
地庫層平面圖

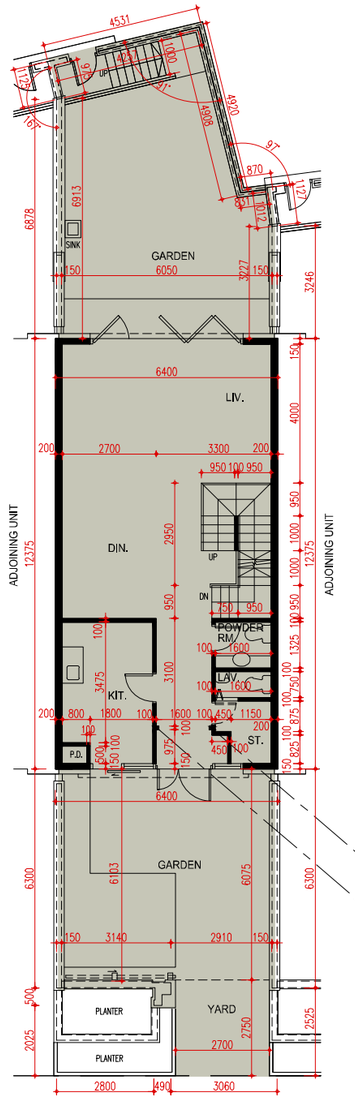

G/F Plan
地面層平面圖

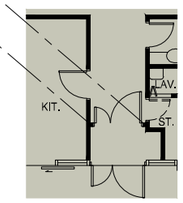

Part Plan on G/F
地面層部份平面圖

Note : This part plan shows the "as-is" layout
備註：此部份平面圖所示為現狀之布局。

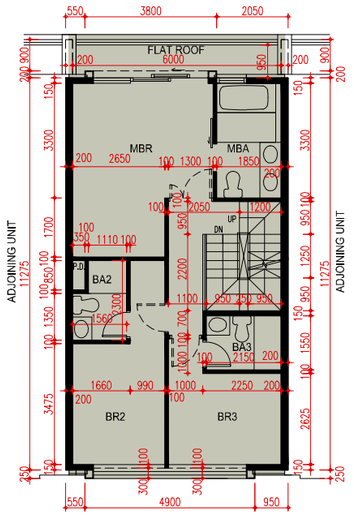

1/F Plan
一樓平面圖

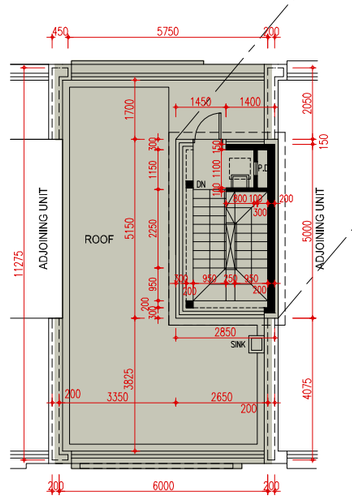

Roof Plan
天台平面圖

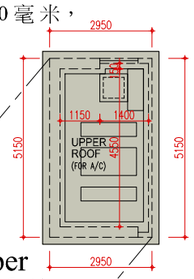

Upper Roof Plan
上層天台平面圖

Please refer to pages AL001 to AL004 of this sales brochure for legend of the terms and abbreviations and guidance notes in studying the floor plans of this section.
請參閱本售樓說明書第AL001至AL004頁之圖例及指引以協助解讀此部分的平面圖及其顯示之名稱及簡稱。

0 1 2 3 4 5 6 Metres 米

Note : The dimensions of floor plans are all structural dimensions in millimeter.
備註：平面圖之尺規所列數字為以毫米標示之建築結構尺寸。

House 9
Diveria Boulevard
迪維尼亞大道 9號洋房

1. The thickness of the floor slabs (excluding plaster) of each residential property shown in the floor plan hereto as provided in the approved buildings plans for the Development : 175mm and 200mm for Basement, 150mm and 200mm for G/F, 150mm and 175mm for 1/F, 150mm for Roof Stairhood.
   按發展項目經批准的建築圖則所規定，此平面圖顯示每個住宅物業的樓板(不包括灰泥)的厚度：地庫層為175毫米及200毫米，地面層為150毫米及200毫米，一樓為150毫米及175毫米，天台梯屋為150毫米。
2. The floor-to-floor height of each residential property shown in the floor plan hereto as provided in the approved buildings plans for the Development : 3340mm, 4250mm and 4540mm for Basement, 4100mm and 4350mm for G/F, 3500mm for 1/F, 2660mm for Roof Stairhood.
   按發展項目經批准的建築圖則所規定，此平面圖顯示每個住宅物業的層與層之間的高度：地庫層為3340毫米、4250毫米及4540毫米，地面層為4100毫米及4350毫米，一樓為3500毫米，天台梯屋為2660毫米。
3. The internal areas of the residential properties on the upper floors will generally be slightly larger than those on the lower floors because of the reducing thickness of the structural walls on the upper floors.
   因住宅物業的較高樓層的結構牆的厚度遞減，較高樓層的內部面積，一般比較低層的內部面積稍大。

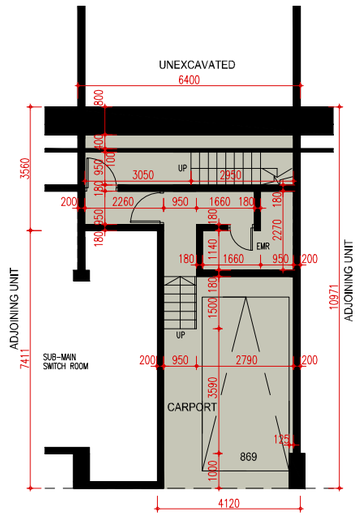

Basement Plan
地庫層平面圖

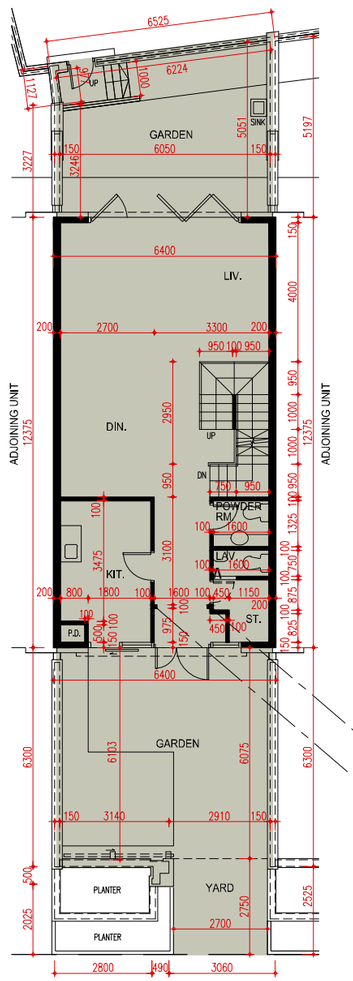

G/F Plan
地面層平面圖

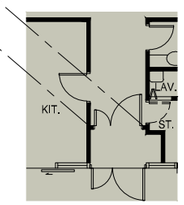

Part Plan on G/F
地面層部份平面圖
Note : This part plan shows the "as-is" layout
備註：此部份平面圖所示為現狀之布局。

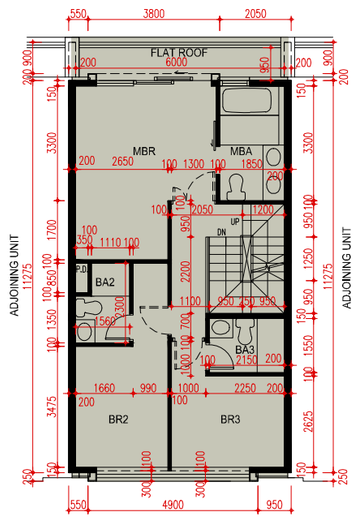

1/F Plan
一樓平面圖

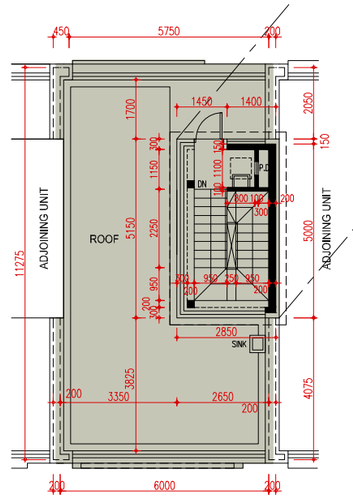

Roof Plan
天台平面圖

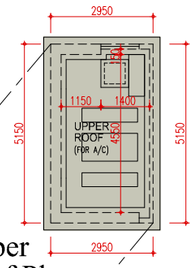

Upper Roof Plan
上層天台平面圖

Please refer to pages AL001 to AL004 of this sales brochure for legend of the terms and abbreviations and guidance notes in studying the floor plans of this section.
請參閱本售樓說明書第AL001至AL004頁之圖例及指引以協助解讀此部分的平面圖及其顯示之名稱及簡稱。

0 1 2 3 4 5 6 Metres 米

Note : The dimensions of floor plans are all structural dimensions in millimeter.
備註：平面圖之尺規所列數字為以毫米標示之建築結構尺寸。

House 10
Diveria Boulevard
迪維尼亞大道 10號洋房

1. The thickness of the floor slabs (excluding plaster) of each residential property shown in the floor plan hereto as provided in the approved buildings plans for the Development : 175mm and 200mm for Basement, 150mm and 200mm for G/F, 150mm and 175mm for 1/F, 150mm for Roof Stairhood.
按發展項目經批准的建築圖則所規定，此平面圖顯示每個住宅物業的樓板(不包括灰泥)的厚度：地庫層為175毫米及200毫米，地面層為150毫米及200毫米，一樓為150毫米及175毫米，天台梯屋為150毫米。
2. The floor-to-floor height of each residential property shown in the floor plan hereto as provided in the approved buildings plans for the Development : 3000mm, 3650mm, 4250mm and 4490mm for Basement, 4100mm and 4350mm for G/F, 3500mm for 1/F, 2660mm for Roof Stairhood.
按發展項目經批准的建築圖則所規定，此平面圖顯示每個住宅物業的層與層之間的高度：地庫層為3000毫米、3650毫米、4250毫米及4490毫米，地面層為4100毫米及4350毫米，一樓為3500毫米，天台梯屋為2660毫米。
3. The internal areas of the residential properties on the upper floors will generally be slightly larger than those on the lower floors because of the reducing thickness of the structural walls on the upper floors.
因住宅物業的較高樓層的結構牆的厚度遞減，較高樓層的內部面積，一般比較低層的內部面積稍大。

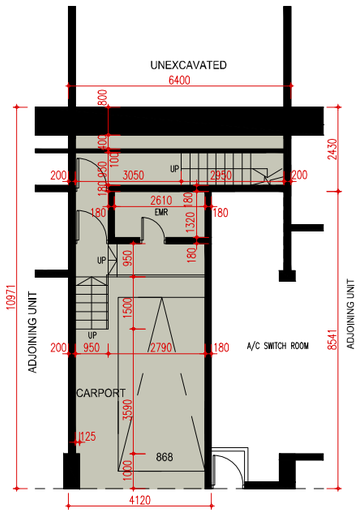

Basement Plan
地庫層平面圖

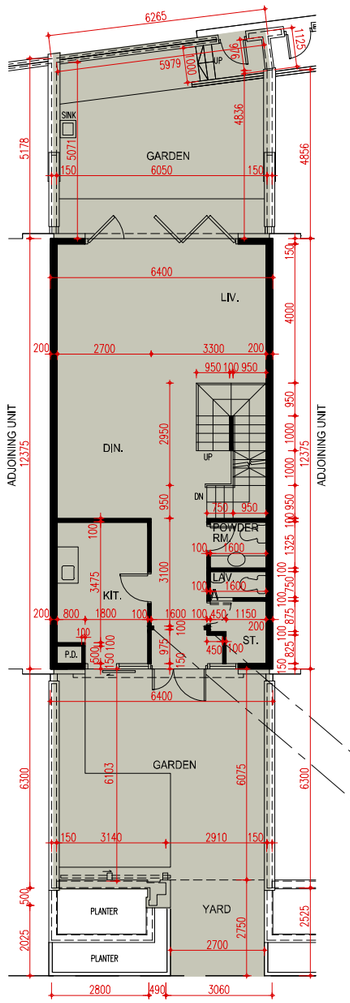

G/F Plan
地面層平面圖

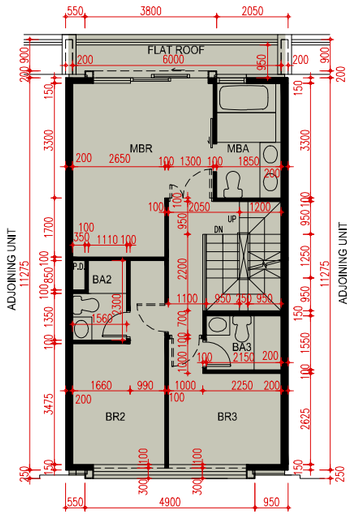

1/F Plan
一樓平面圖

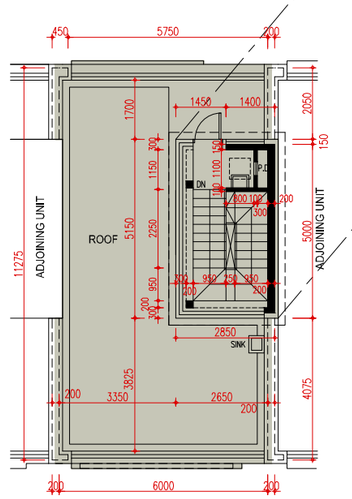

Roof Plan
天台平面圖

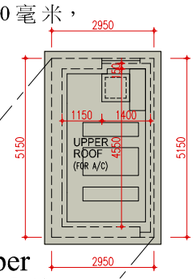

Upper Roof Plan
上層天台平面圖

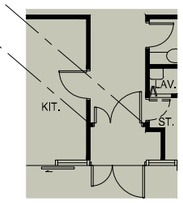

Part Plan on G/F
地面層部份平面圖

Note : This part plan shows the "as-is" layout
備註：此部份平面圖所示為現狀之布局。

Please refer to pages AL001 to AL004 of this sales brochure for legend of the terms and abbreviations and guidance notes in studying the floor plans of this section.
請參閱本售樓說明書第AL001至AL004頁之圖例及指引以協助解讀此部分的平面圖及其顯示之名稱及簡稱。

0 1 2 3 4 5 6 Metres 米

Note : The dimensions of floor plans are all structural dimensions in millimeter.
備註：平面圖之尺規所列數字為以毫米標示之建築結構尺寸。

House 11
Diveria Boulevard
迪維尼亞大道 11號洋房

1. The thickness of the floor slabs (excluding plaster) of each residential property shown in the floor plan hereto as provided in the approved buildings plans for the Development : 175mm and 200mm for Basement, 150mm and 200mm for G/F, 150mm and 175mm for 1/F, 150mm for Roof Stairhood.
   按發展項目經批准的建築圖則所規定，此平面圖顯示每個住宅物業的樓板(不包括灰泥)的厚度：地庫層為175毫米及200毫米，地面層為150毫米及200毫米，一樓為150毫米及175毫米，天台梯屋為150毫米。
2. The floor-to-floor height of each residential property shown in the floor plan hereto as provided in the approved buildings plans for the Development : 3240mm, 4250mm and 4490mm for Basement, 4100mm and 4350mm for G/F, 3500mm for 1/F, 2660mm for Roof Stairhood.
   按發展項目經批准的建築圖則所規定，此平面圖顯示每個住宅物業的層與層之間的高度：地庫層為3240毫米、4250毫米及4490毫米，地面層為4100毫米及4350毫米，一樓為3500毫米，天台梯屋為2660毫米。
3. The internal areas of the residential properties on the upper floors will generally be slightly larger than those on the lower floors because of the reducing thickness of the structural walls on the upper floors.
   因住宅物業的較高樓層的結構牆的厚度遞減，較高樓層的內部面積，一般比較低層的內部面積稍大。

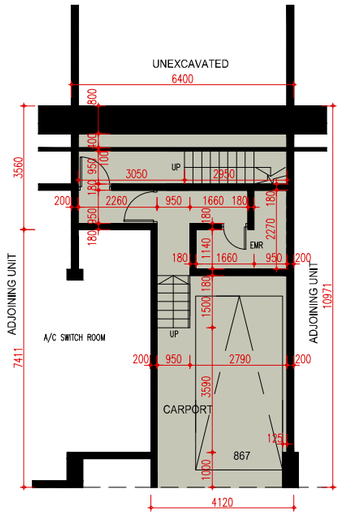

Basement Plan
地庫層平面圖

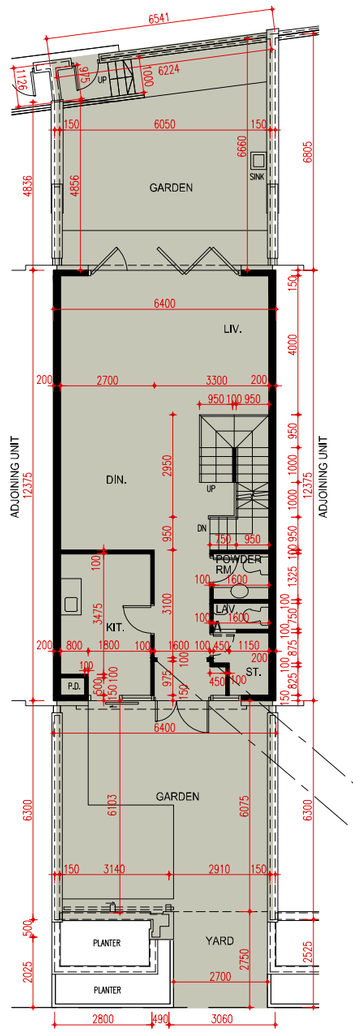

G/F Plan
地面層平面圖

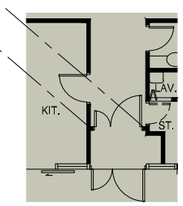

Part Plan on G/F
地面層部份平面圖
Note : This part plan shows the "as-is" layout
備註：此部份平面圖所示為現狀之布局。

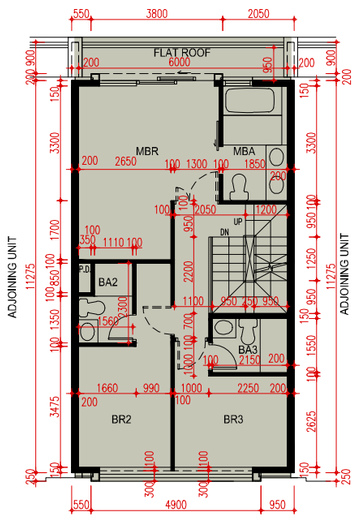

1/F Plan
一樓平面圖

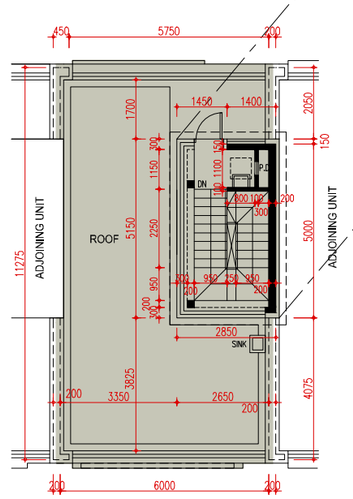

Roof Plan
天台平面圖

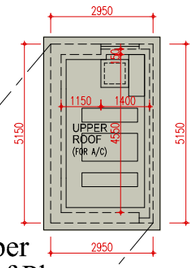

Upper Roof Plan
上層天台平面圖

Please refer to pages AL001 to AL004 of this sales brochure for legend of the terms and abbreviations and guidance notes in studying the floor plans of this section.
請參閱本售樓說明書第AL001至AL004頁之圖例及指引以協助解讀此部分的平面圖及其顯示之名稱及簡稱。

0 1 2 3 4 5 6 Metres 米

Note : The dimensions of floor plans are all structural dimensions in millimeter.
備註：平面圖之尺規所列數字為以毫米標示之建築結構尺寸。

House 12
Diveria Boulevard
迪維尼亞大道 12號洋房

1. The thickness of the floor slabs (excluding plaster) of each residential property shown in the floor plan hereto as provided in the approved buildings plans for the Development : 175mm and 200mm for Basement, 150mm and 200mm for G/F, 150mm and 175mm for 1/F, 150mm for Roof Stairhood.
按發展項目經批准的建築圖則所規定，此平面圖顯示每個住宅物業的樓板(不包括灰泥)的厚度：地庫層為175毫米及200毫米，地面層為150毫米及200毫米，一樓為150毫米及175毫米，天台梯屋為150毫米。
2. The floor-to-floor height of each residential property shown in the floor plan hereto as provided in the approved buildings plans for the Development : 2950mm, 3600mm, 4200mm and 4440mm for Basement, 4100mm and 4350mm for G/F, 3500mm for 1/F, 2660mm for Roof Stairhood.
按發展項目經批准的建築圖則所規定，此平面圖顯示每個住宅物業的層與層之間的高度：地庫層為2950毫米、3600毫米、4200毫米及4440毫米，地面層為4100毫米及4350毫米，一樓為3500毫米，天台梯屋為2660毫米。
3. The internal areas of the residential properties on the upper floors will generally be slightly larger than those on the lower floors because of the reducing thickness of the structural walls on the upper floors.
因住宅物業的較高樓層的結構牆的厚度遞減，較高樓層的內部面積，一般比較低層的內部面積稍大。

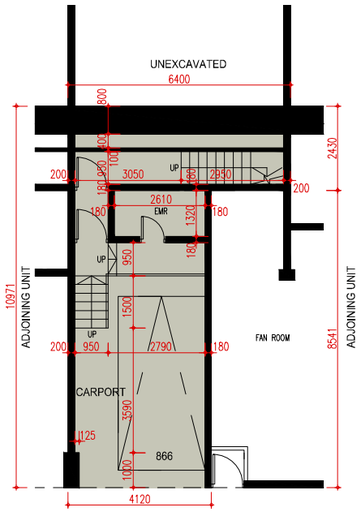

Basement Plan
地庫層平面圖

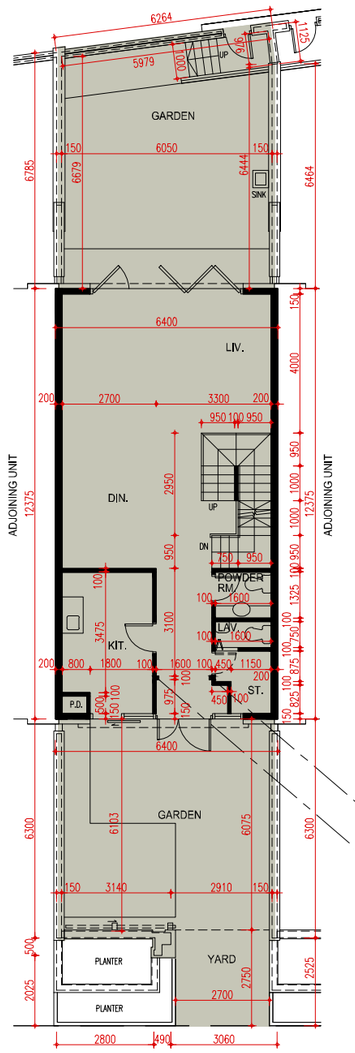

G/F Plan
地面層平面圖

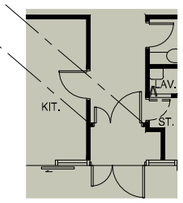

Part Plan on G/F
地面層部份平面圖

Note : This part plan shows the "as-is" layout
備註：此部份平面圖所示為現狀之布局。

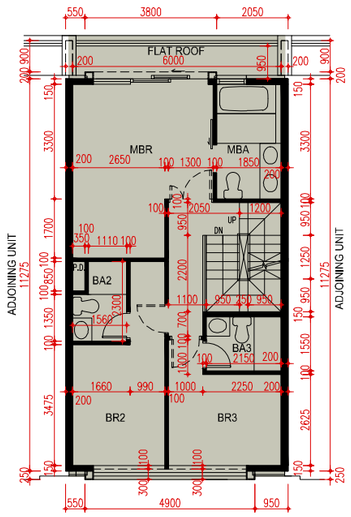

1/F Plan
一樓平面圖

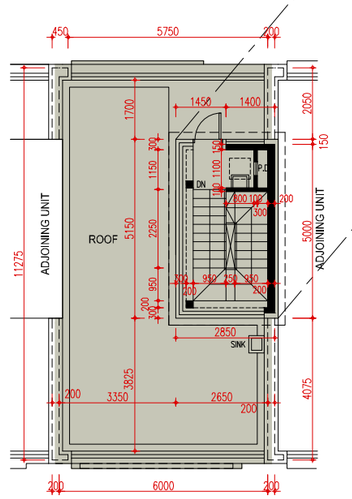

Roof Plan
天台平面圖

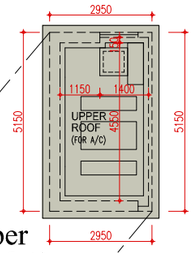

Upper Roof Plan
上層天台平面圖

Please refer to pages AL001 to AL004 of this sales brochure for legend of the terms and abbreviations and guidance notes in studying the floor plans of this section.
請參閱本售樓說明書第AL001至AL004頁之圖例及指引以協助解讀此部分的平面圖及其顯示之名稱及簡稱。

0 1 2 3 4 5 6 Metres 米

Note : The dimensions of floor plans are all structural dimensions in millimeter.
備註：平面圖之尺規所列數字為以毫米標示之建築結構尺寸。

House 15
Diveria Boulevard
迪維尼亞大道 15號洋房

1. The thickness of the floor slabs (excluding plaster) of each residential property shown in the floor plan hereto as provided in the approved buildings plans for the Development : 175mm and 200mm for Basement, 150mm and 200mm for G/F, 150mm and 175mm for 1/F, 150mm for Roof Stairhood.
   按發展項目經批准的建築圖則所規定，此平面圖顯示每個住宅物業的樓板(不包括灰泥)的厚度：地庫層為175毫米及200毫米，地面層為150毫米及200毫米，一樓為150毫米及175毫米，天台梯屋為150毫米。
2. The floor-to-floor height of each residential property shown in the floor plan hereto as provided in the approved buildings plans for the Development : 3340mm, 4200mm and 4540mm for Basement, 4100mm and 4350mm for G/F, 3500mm for 1/F, 2660mm for Roof Stairhood.
   按發展項目經批准的建築圖則所規定，此平面圖顯示每個住宅物業的層與層之間的高度：地庫層為3340毫米、4200毫米及4540毫米，地面層為4100毫米及4350毫米，一樓為3500毫米，天台梯屋為2660毫米。
3. The internal areas of the residential properties on the upper floors will generally be slightly larger than those on the lower floors because of the reducing thickness of the structural walls on the upper floors.
   因住宅物業的較高樓層的結構牆的厚度遞減，較高樓層的內部面積，一般比較低層的內部面積稍大。

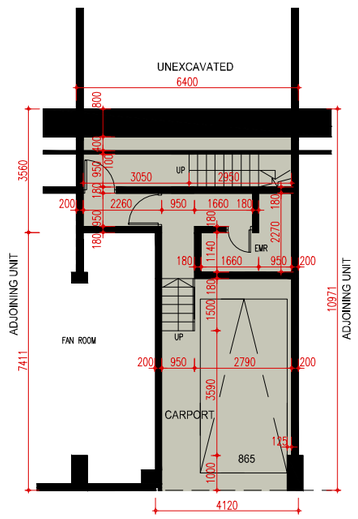

Basement Plan
地庫層平面圖

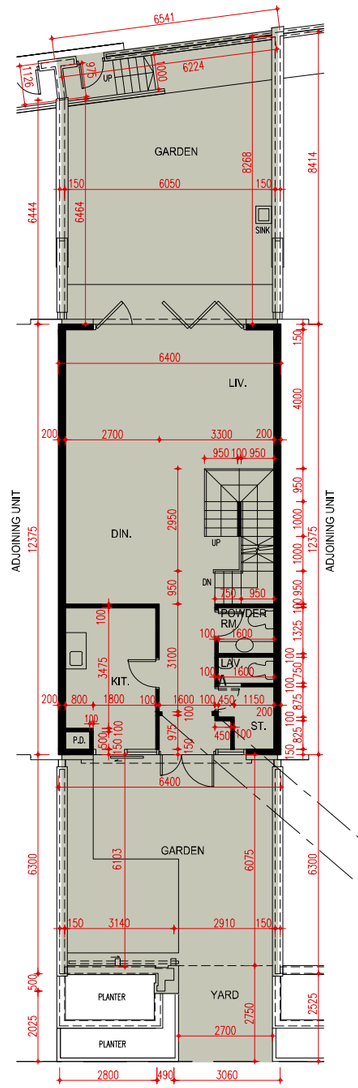

G/F Plan
地面層平面圖

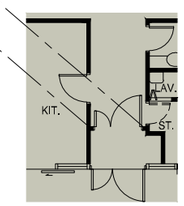

Part Plan on G/F
地面層部份平面圖
Note : This part plan shows the "as-is" layout
備註：此部份平面圖所示為現狀之布局。

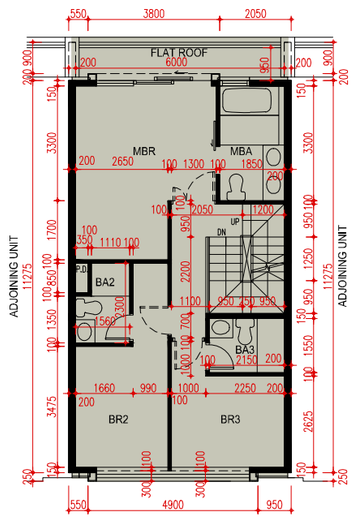

1/F Plan
一樓平面圖

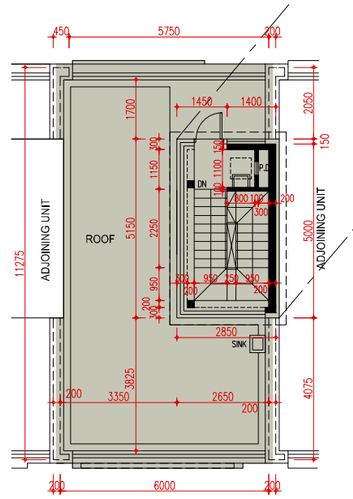

Roof Plan
天台平面圖

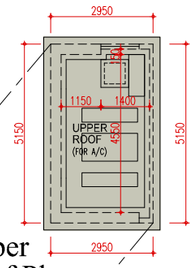

Upper Roof Plan
上層天台平面圖

Please refer to pages AL001 to AL004 of this sales brochure for legend of the terms and abbreviations and guidance notes in studying the floor plans of this section.
請參閱本售樓說明書第AL001至AL004頁之圖例及指引以協助解讀此部分的平面圖及其顯示之名稱及簡稱。

0 1 2 3 4 5 6 Metres 米

Note : The dimensions of floor plans are all structural dimensions in millimeter.
備註：平面圖之尺規所列數字為以毫米標示之建築結構尺寸。

House 16
Diveria Boulevard
迪維尼亞大道 16號洋房

1. The thickness of the floor slabs (excluding plaster) of each residential property shown in the floor plan hereto as provided in the approved buildings plans for the Development : 175mm and 200mm for Basement, 150mm and 200mm for G/F, 150mm and 175mm for 1/F, 150mm for Roof Stairhood.
按發展項目經批准的建築圖則所規定，此平面圖顯示每個住宅物業的樓板(不包括灰泥)的厚度：地庫層為175毫米及200毫米，地面層為150毫米及200毫米，一樓為150毫米及175毫米，天台梯屋為150毫米。
2. The floor-to-floor height of each residential property shown in the floor plan hereto as provided in the approved buildings plans for the Development : 2900mm, 3600mm, 4200mm and 4440mm for Basement, 4100mm and 4350mm for G/F, 3500mm for 1/F, 2660mm for Roof Stairhood.
按發展項目經批准的建築圖則所規定，此平面圖顯示每個住宅物業的層與層之間的高度：地庫層為2900毫米、3600毫米、4200毫米及4440毫米，地面層為4100毫米及4350毫米，一樓為3500毫米，天台梯屋為2660毫米。
3. The internal areas of the residential properties on the upper floors will generally be slightly larger than those on the lower floors because of the reducing thickness of the structural walls on the upper floors.
因住宅物業的較高樓層的結構牆的厚度遞減，較高樓層的內部面積，一般比較低層的內部面積稍大。

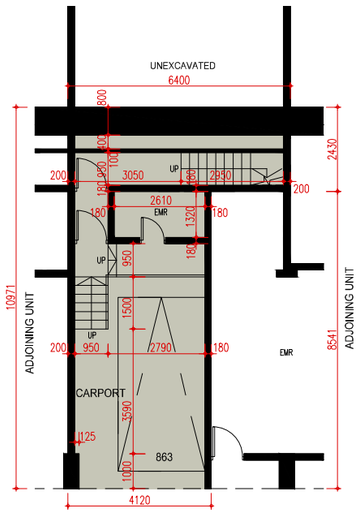

Basement Plan
地庫層平面圖

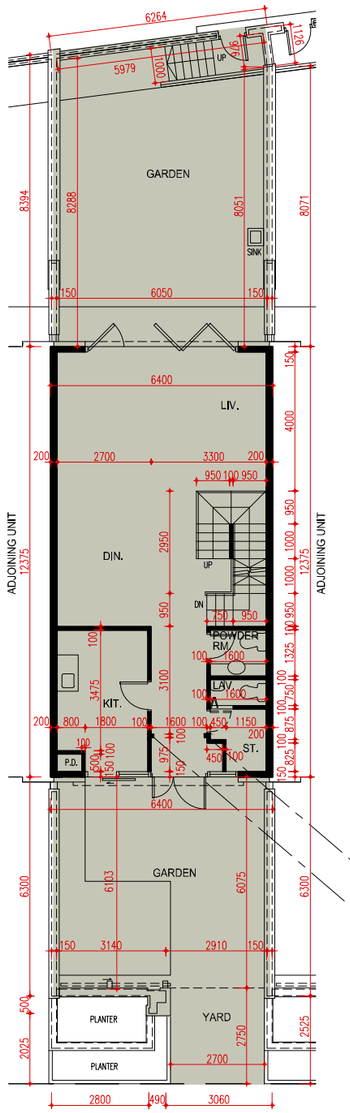

G/F Plan
地面層平面圖

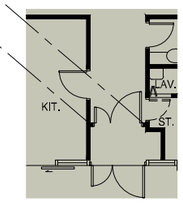

Part Plan on G/F
地面層部份平面圖

Note : This part plan shows the "as-is" layout
備註：此部份平面圖所示為現狀之布局。

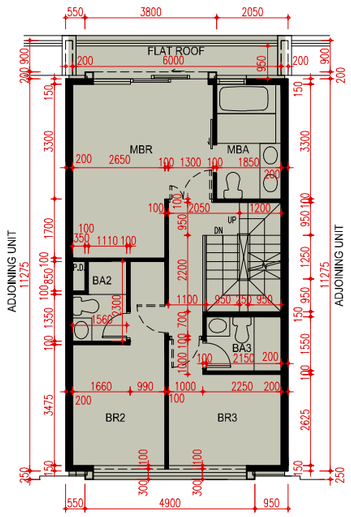

1/F Plan
一樓平面圖

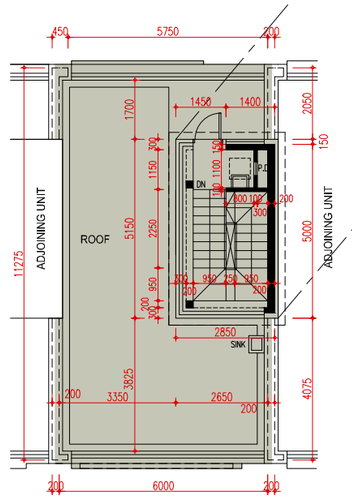

Roof Plan
天台平面圖

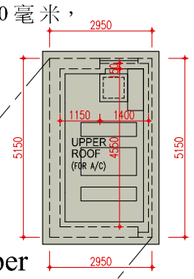

Upper Roof Plan
上層天台平面圖

Please refer to pages AL001 to AL004 of this sales brochure for legend of the terms and abbreviations and guidance notes in studying the floor plans of this section.
請參閱本售樓說明書第AL001至AL004頁之圖例及指引以協助解讀此部分的平面圖及其顯示之名稱及簡稱。

0 1 2 3 4 5 6 Metres 米

Note : The dimensions of floor plans are all structural dimensions in millimeter.
備註：平面圖之尺規所列數字為以毫米標示之建築結構尺寸。

House 17
Diveria Boulevard
迪維尼亞大道 17號洋房

1. The thickness of the floor slabs (excluding plaster) of each residential property shown in the floor plan hereto as provided in the approved buildings plans for the Development : 175mm and 200mm for Basement, 150mm and 200mm for G/F, 150mm and 175mm for 1/F, 150mm for Roof Stairhood.
   按發展項目經批准的建築圖則所規定，此平面圖顯示每個住宅物業的樓板(不包括灰泥)的厚度：地庫層為175毫米及200毫米，地面層為150毫米及200毫米，一樓為150毫米及175毫米，天台梯屋為150毫米。
2. The floor-to-floor height of each residential property shown in the floor plan hereto as provided in the approved buildings plans for the Development : 2850mm, 3600mm, 4050mm and 4440mm for Basement, 4100mm and 4350mm for G/F, 3500mm for 1/F, 2660mm for Roof Stairhood.
   按發展項目經批准的建築圖則所規定，此平面圖顯示每個住宅物業的層與層之間的高度：地庫層為2850毫米、3600毫米、4050毫米及4440毫米，地面層為4100毫米及4350毫米，一樓為3500毫米，天台梯屋為2660毫米。
3. The internal areas of the residential properties on the upper floors will generally be slightly larger than those on the lower floors because of the reducing thickness of the structural walls on the upper floors.
   因住宅物業的較高樓層的結構牆的厚度遞減，較高樓層的內部面積，一般比較低層的內部面積稍大。

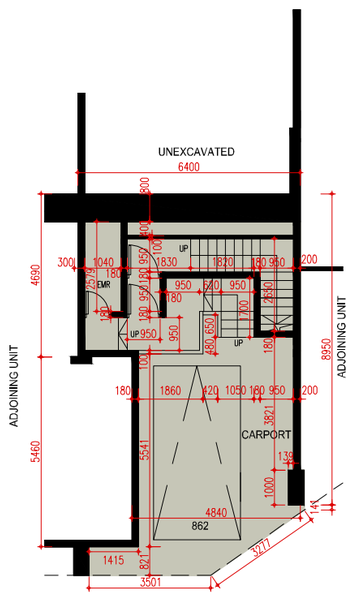

Basement Plan
地庫層平面圖

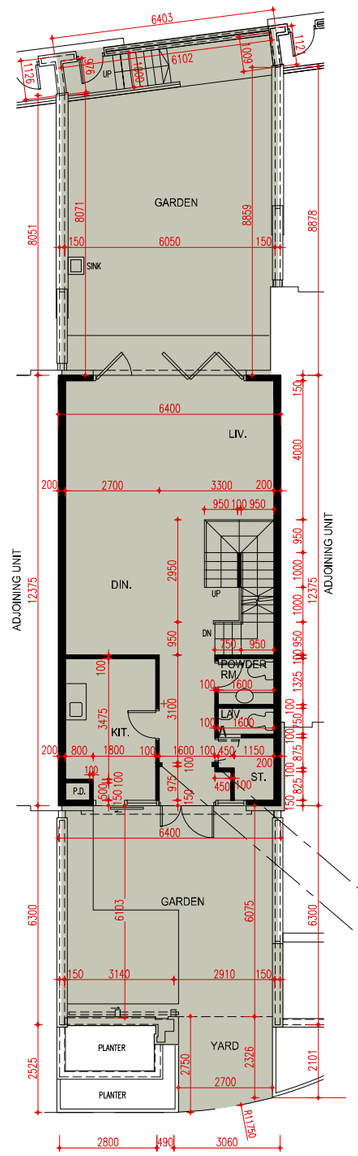

G/F Plan
地面層平面圖

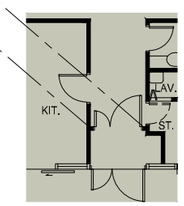

Part Plan on G/F
地面層部份平面圖
Note : This part plan shows the "as-is" layout
備註：此部份平面圖所示為現狀之布局。

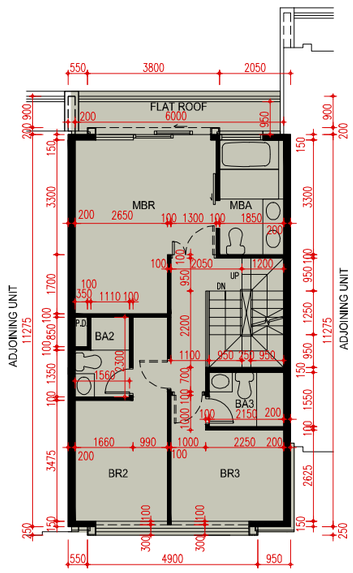

1/F Plan
一樓平面圖

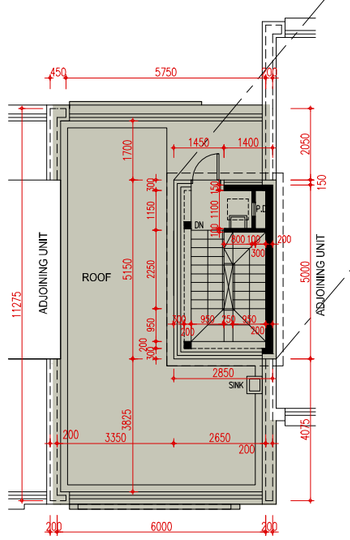

Roof Plan
天台平面圖

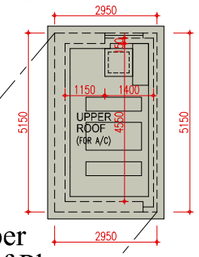

Upper Roof Plan
上層天台平面圖

Please refer to pages AL001 to AL004 of this sales brochure for legend of the terms and abbreviations and guidance notes in studying the floor plans of this section.
請參閱本售樓說明書第AL001至AL004頁之圖例及指引以協助解讀此部分的平面圖及其顯示之名稱及簡稱。

0 1 2 3 4 5 6 Metres 米

Note : The dimensions of floor plans are all structural dimensions in millimeter.
備註：平面圖之尺規所列數字為以毫米標示之建築結構尺寸。

House 18
Diveria Boulevard
迪維尼亞大道 18號洋房

1. The thickness of the floor slabs (excluding plaster) of each residential property shown in the floor plan hereto as provided in the approved buildings plans for the Development : 175mm and 200mm for Basement, 150mm and 200mm for G/F, 150mm and 175mm for 1/F, 150mm for Roof Stairhood.
   按發展項目經批准的建築圖則所規定，此平面圖顯示每個住宅物業的樓板(不包括灰泥)的厚度：地庫層為175毫米及200毫米，地面層為150毫米及200毫米，一樓為150毫米及175毫米，天台梯屋為150毫米。
2. The floor-to-floor height of each residential property shown in the floor plan hereto as provided in the approved buildings plans for the Development : 2980mm, 3290mm, 3600mm, 4050mm and 4440mm for Basement, 4100mm and 4350mm for G/F, 3500mm for 1/F, 2660mm for Roof Stairhood.
   按發展項目經批准的建築圖則所規定，此平面圖顯示每個住宅物業的層與層之間的高度：地庫層為2980毫米、3290毫米、3600毫米、4050毫米及4440毫米，地面層為4100毫米及4350毫米，一樓為3500毫米，天台梯屋為2660毫米。
3. The internal areas of the residential properties on the upper floors will generally be slightly larger than those on the lower floors because of the reducing thickness of the structural walls on the upper floors.
   因住宅物業的較高樓層的結構牆的厚度遞減，較高樓層的內部面積，一般比較低層的內部面積稍大。

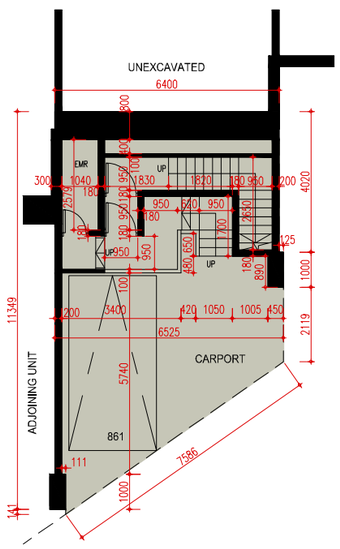

Basement Plan
地庫層平面圖

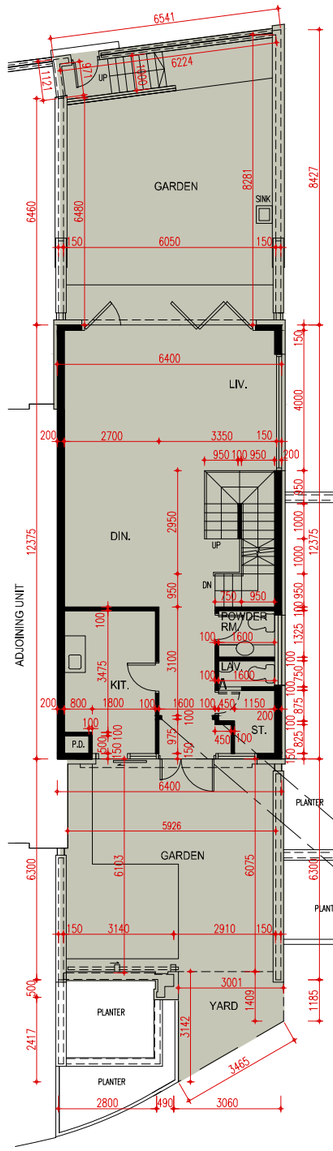

G/F Plan
地面層平面圖

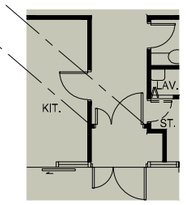

Part Plan on G/F
地面層部份平面圖
Note : This part plan shows the "as-is" layout
備註：此部份平面圖所示為現狀之布局。

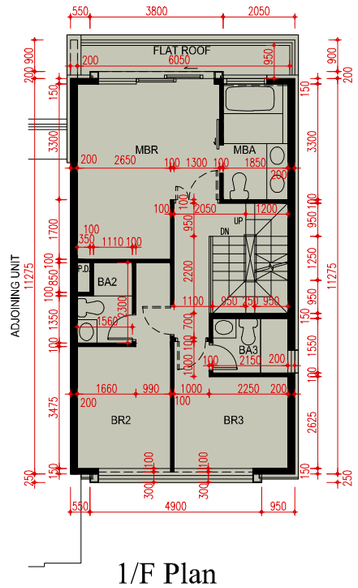

1/F Plan
一樓平面圖

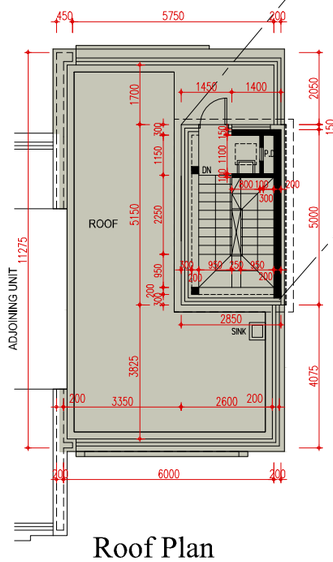

Roof Plan
天台平面圖

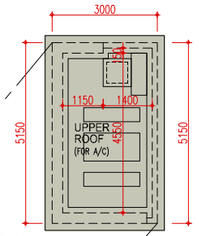

Upper Roof Plan
上層天台平面圖

Please refer to pages AL001 to AL004 of this sales brochure for legend of the terms and abbreviations and guidance notes in studying the floor plans of this section.
請參閱本售樓說明書第AL001至AL004頁之圖例及指引以協助解讀此部分的平面圖及其顯示之名稱及簡稱。

0 1 2 3 4 5 6 Metres 米

Note : The dimensions of floor plans are all structural dimensions in millimeter.
備註：平面圖之尺規所列數字為以毫米標示之建築結構尺寸。