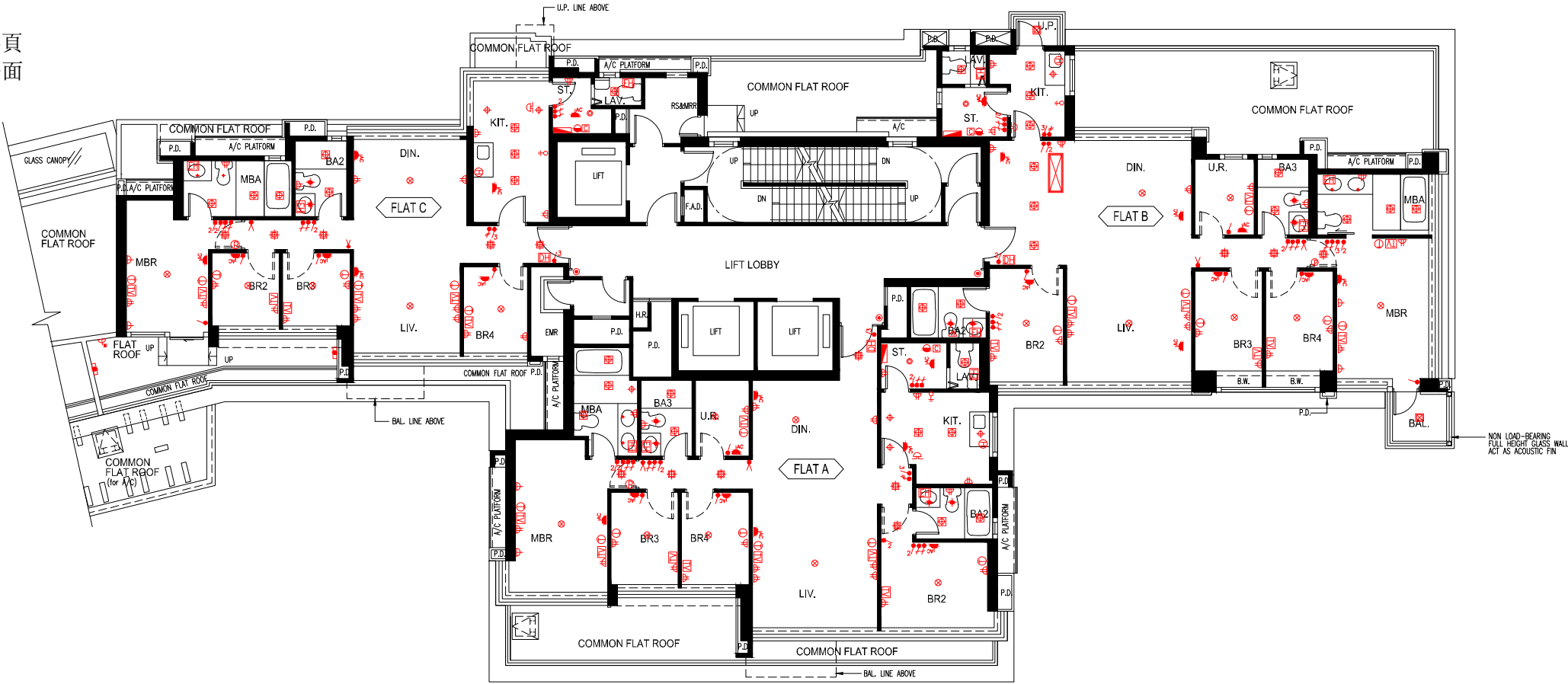


Tower 1
Helorus Boulevard
茵羅洛斯大道 第1座

Mechanical and Electrical Provision Plan
機電裝置平面圖

Please refer to pages AL001 to AL004 of this sales brochure for legend of the terms and abbreviations in studying the Mechanical and Electrical Provision Plan of this section.
請參閱本售樓說明書第AL001至AL004頁之圖例以協助解讀此部分的機電裝置平面圖及其顯示之名稱及簡稱。



1/F Plan 一樓平面圖

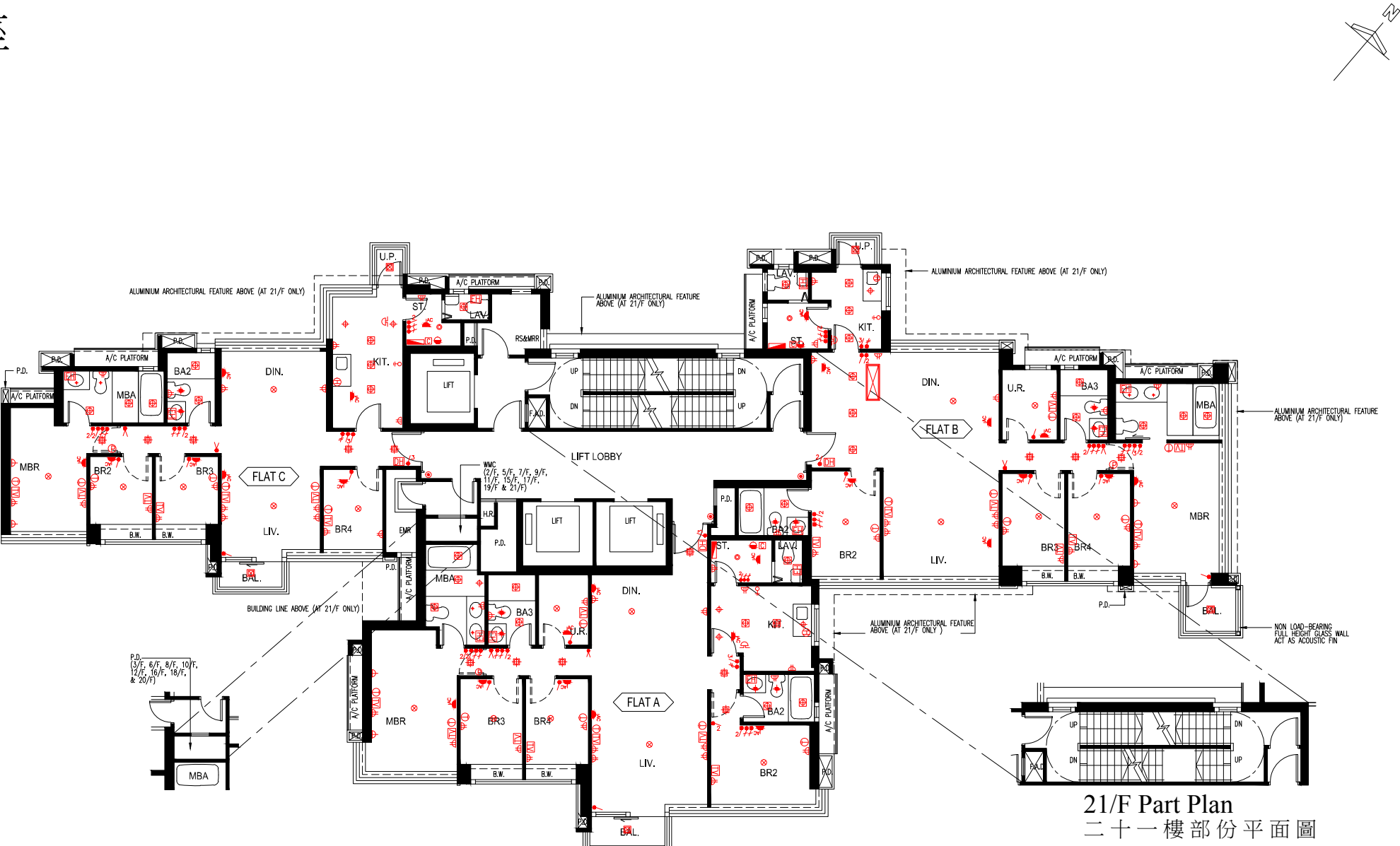
LEGEND 圖例

	MCB DISTRIBUTION BOARD	配電箱		SINGLE SOCKET POWER POINTS	單位電插座		VIDEO DOOR PHONE	視像對講機
	1 GANG LIGHTING SWITCH	一位電燈掣		TWIN SOCKET POWER POINTS	雙位電插座		TELEPHONE POINTS	電話接駁點
	2 GANG LIGHTING SWITCH	二位電燈掣		WEATHER PROOF SOCKET POWER POINTS	防水電插座		TV / FM SOCKET POINTS	電視 / 收音機天線接駁點
	3 GANG LIGHTING SWITCH	三位電燈掣		WATERPROOF WALL LIGHT FITTING	防水牆壁燈具		PANIC BUTTON	求救按鈕
	1 GANG 2 WAY LIGHTING SWITCH	一位二路電燈掣		KITCHEN / BATHROOM LIGHT FITTING	廚房 / 浴室燈具		DOOR BELL PUSH BUTTON	門鈴按鈕
	2 GANG 2 WAY LIGHTING SWITCH	二位二路電燈掣		CEILING LIGHT FITTING	天花燈具		DOOR BELL	門鈴
	3 GANG 2 WAY LIGHTING SWITCH	三位二路電燈掣		BAL. / U.P. LIGHT FITTING	露台 / 工作平台燈具		WATER SUPPLY CONNECTION POINT FOR WASHING MACHINE	洗衣機來水接駁點
	POWER SWITCH FOR SINK / HAND WASH BASIN ELECTRIC WATER HEATER	洗滌盆 / 洗手盆電熱水爐開關掣		ELECTRIC WATER HEATER	電熱水爐		DRAINAGE CONNECTION POINT FOR WASHING MACHINE	洗衣機去水位
	POWER SWITCH FOR ELECTRIC WATER HEATER / EXHAUST FAN	電熱水爐 / 抽氣扇開關掣		THREE-PHASE ELECTRIC WATER HEATER	三相電熱水爐		TOWNGAS CONNECTION POINT FOR GAS COOKER HOB	煤氣煮食爐的煤氣喉接駁點
	WALL LIGHT FITTING	牆壁燈具		AIR-CONDITIONER POINTS				冷氣機接駁點

Tower 1
Helorus Boulevard
茵羅洛斯大道 第1座

Mechanical and Electrical Provision Plan
機電裝置平面圖

Please refer to pages AL001 to AL004 of this sales brochure for legend of the terms and abbreviations in studying the Mechanical and Electrical Provision Plan of this section.
請參閱本售樓說明書第AL001至AL004頁之圖例以協助解讀此部分的機電裝置平面圖及其顯示之名稱及簡稱。



2/F, 3/F, 5/F - 12/F, 15/F - 21/F Floor Plan
二樓，三樓，五樓至十二樓，十五樓至二十一樓平面圖

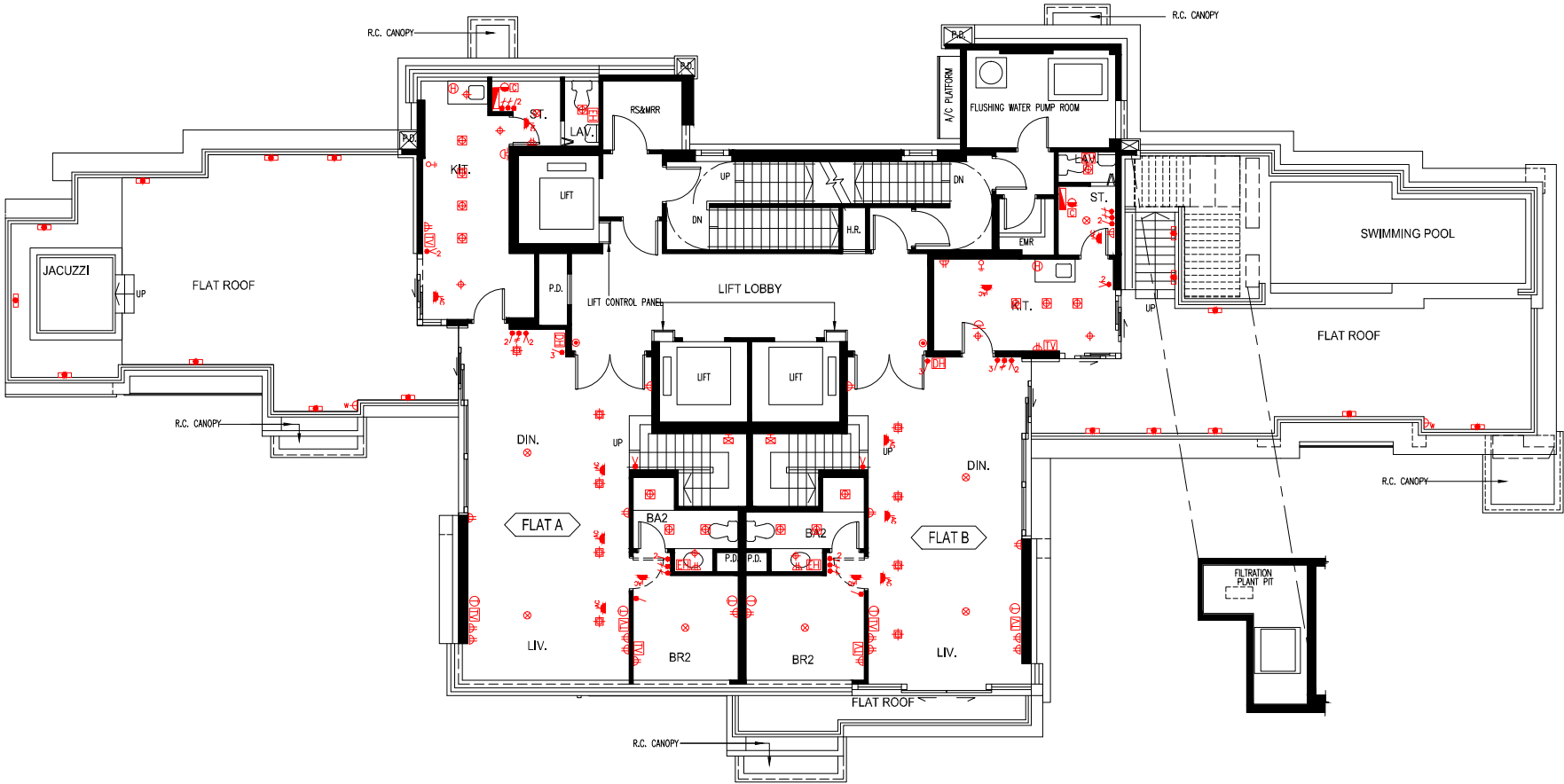
LEGEND 圖例

	MCB DISTRIBUTION BOARD	配電箱		SINGLE SOCKET POWER POINTS	單位電插座		VIDEO DOOR PHONE	視像對講機
	1 GANG LIGHTING SWITCH	一位電燈掣		TWIN SOCKET POWER POINTS	雙位電插座		TELEPHONE POINTS	電話接駁點
	2 GANG LIGHTING SWITCH	二位電燈掣		WEATHER PROOF SOCKET POWER POINTS	防水電插座		TV / FM SOCKET POINTS	電視 / 收音機天線接駁點
	3 GANG LIGHTING SWITCH	三位電燈掣		WATERPROOF WALL LIGHT FITTING	防水牆壁燈具		PANIC BUTTON	求救按鈕
	1 GANG 2 WAY LIGHTING SWITCH	一位二路電燈掣		KITCHEN / BATHROOM LIGHT FITTING	廚房 / 浴室燈具		DOOR BELL PUSH BUTTON	門鈴按鈕
	2 GANG 2 WAY LIGHTING SWITCH	二位二路電燈掣		CEILING LIGHT FITTING	天花燈具		DOOR BELL	門鈴
	3 GANG 2 WAY LIGHTING SWITCH	三位二路電燈掣		THREE-PHASE ELECTRIC WATER HEATER	三相電熱水爐		WATER SUPPLY CONNECTION POINT FOR WASHING MACHINE	洗衣機來水接駁點
	POWER SWITCH FOR SINK / HAND WASH BASIN ELECTRIC WATER HEATER	洗滌盆 / 洗手盆電熱水爐開關掣		BAL. / U.P. LIGHT FITTING	露台 / 工作平台燈具		DRAINAGE CONNECTION POINT FOR WASHING MACHINE	洗衣機去水位
	POWER SWITCH FOR ELECTRIC WATER HEATER / EXHAUST FAN	電熱水爐 / 抽氣扇開關掣		ELECTRIC WATER HEATER	電熱水爐		TOWNGAS CONNECTION POINT FOR GAS COOKER HOB	煤氣煮食爐的煤氣喉接駁點
	WALL LIGHT FITTING	牆壁燈具		AIR-CONDITIONER POINTS				冷氣機接駁點

Tower 1
Helorus Boulevard
茵羅洛斯大道 第1座

Mechanical and Electrical Provision Plan
機電裝置平面圖

Please refer to pages AL001 to AL004 of this sales brochure for legend of the terms and abbreviations in studying the Mechanical and Electrical Provision Plan of this section.
請參閱本售樓說明書第AL001至AL004頁之圖例以協助解讀此部分的機電裝置平面圖及其顯示之名稱及簡稱。



22/F Plan 二十二樓平面圖

0 1 2 3 4 5 6 Metres 米

LEGEND 圖例

	MCB DISTRIBUTION BOARD	配電箱		SINGLE SOCKET POWER POINTS	單位電插座		VIDEO DOOR PHONE	視像對講機
	1 GANG LIGHTING SWITCH	一位電燈掣		TWIN SOCKET POWER POINTS	雙位電插座		TELEPHONE POINTS	電話接駁點
	2 GANG LIGHTING SWITCH	二位電燈掣		WEATHER PROOF SOCKET POWER POINTS	防水電插座		TV / FM SOCKET POINTS	電視 / 收音機天線接駁點
	3 GANG LIGHTING SWITCH	三位電燈掣		WATERPROOF WALL LIGHT FITTING	防水牆壁燈具		PANIC BUTTON	求救按鈕
	1 GANG 2 WAY LIGHTING SWITCH	一位二路電燈掣		KITCHEN / BATHROOM LIGHT FITTING	廚房 / 浴室燈具		DOOR BELL PUSH BUTTON	門鈴按鈕
	2 GANG 2 WAY LIGHTING SWITCH	二位二路電燈掣		CEILING LIGHT FITTING	天花燈具		DOOR BELL	門鈴
	3 GANG 2 WAY LIGHTING SWITCH	三位二路電燈掣		BAL. / U.P. LIGHT FITTING	露台 / 工作平台燈具		WATER SUPPLY CONNECTION POINT FOR WASHING MACHINE	洗衣機來水接駁點
	POWER SWITCH FOR SINK / HAND WASH BASIN ELECTRIC WATER HEATER	洗滌盆 / 洗手盆電熱水爐開關掣		ELECTRIC WATER HEATER	電熱水爐		DRAINAGE CONNECTION POINT FOR WASHING MACHINE	洗衣機去水位
	POWER SWITCH FOR ELECTRIC WATER HEATER / EXHAUST FAN	電熱水爐 / 抽氣扇開關掣		THREE-PHASE ELECTRIC WATER HEATER	三相電熱水爐		TOWNGAS CONNECTION POINT FOR GAS COOKER HOB	煤氣煮食爐的煤氣喉接駁點
	WALL LIGHT FITTING	牆壁燈具		AIR-CONDITIONER POINTS				冷氣機接駁點

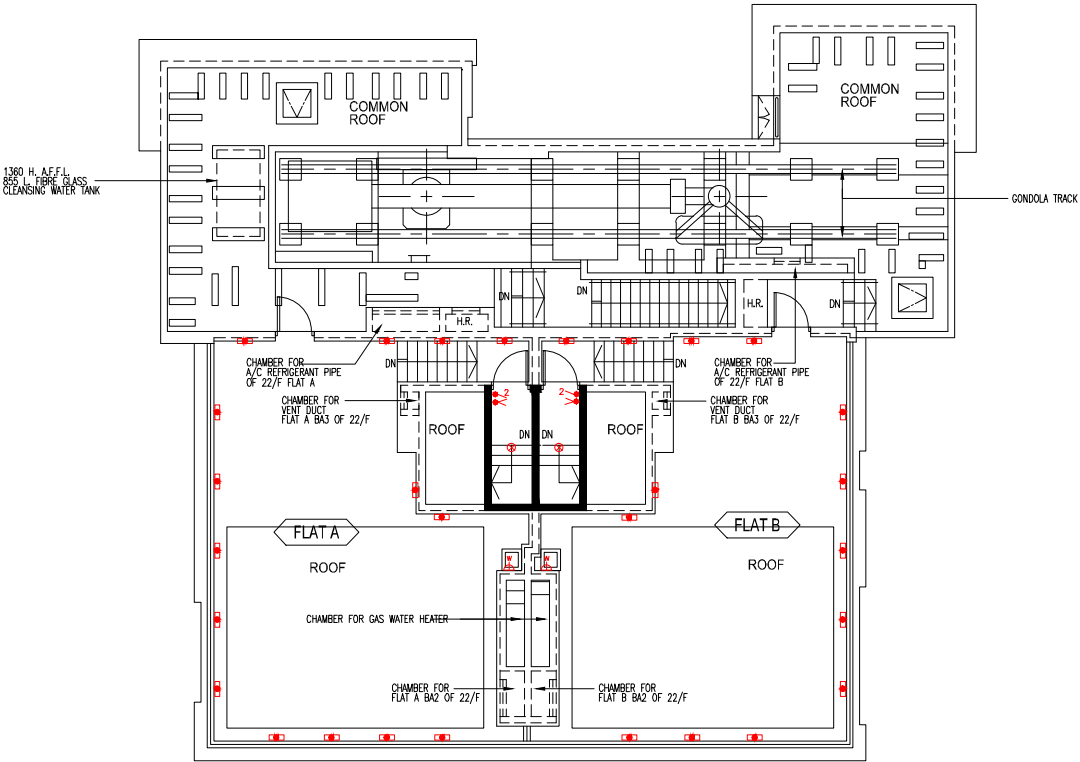
Tower 1
Helorus Boulevard
茵羅洛斯大道 第1座

Mechanical and Electrical Provision Plan
機電裝置平面圖

Please refer to pages AL001 to AL004 of this sales brochure for legend of the terms and abbreviations in studying the Mechanical and Electrical Provision Plan of this section.
請參閱本售樓說明書第AL001至AL004頁之圖例以協助解讀此部分的機電裝置平面圖及其顯示之名稱及簡稱。



23/F Plan 二十三樓平面圖



Roof Plan 天台平面圖



LEGEND 圖例

	MCB DISTRIBUTION BOARD	配电箱		SINGLE SOCKET POWER POINTS	單位電插座		VIDEO DOOR PHONE	視像對講機
	1 GANG LIGHTING SWITCH	一位電燈掣		TWIN SOCKET POWER POINTS	雙位電插座		TELEPHONE POINTS	電話接駁點
	2 GANG LIGHTING SWITCH	二位電燈掣		WEATHER PROOF SOCKET POWER POINTS	防水電插座		TV / FM SOCKET POINTS	電視 / 收音機天線接駁點
	3 GANG LIGHTING SWITCH	三位電燈掣		WATERPROOF WALL LIGHT FITTING	防水牆壁燈具		PANIC BUTTON	求救按鈕
	1 GANG 2 WAY LIGHTING SWITCH	一位二路電燈掣		KITCHEN / BATHROOM LIGHT FITTING	廚房 / 浴室燈具		DOOR BELL PUSH BUTTON	門鈴按鈕
	2 GANG 2 WAY LIGHTING SWITCH	二位二路電燈掣		CEILING LIGHT FITTING	天花燈具		DOOR BELL	門鈴
	3 GANG 2 WAY LIGHTING SWITCH	三位二路電燈掣		THREE-PHASE ELECTRIC WATER HEATER	三相電熱水爐		WATER SUPPLY CONNECTION POINT FOR WASHING MACHINE	洗衣機來水接駁點
	POWER SWITCH FOR SINK / HAND WASH BASIN ELECTRIC WATER HEATER	洗滌盆 / 洗手盆電熱水爐開關掣		BAL. / U.P. LIGHT FITTING	露台 / 工作平台燈具		DRAINAGE CONNECTION POINT FOR WASHING MACHINE	洗衣機去水位
	POWER SWITCH FOR ELECTRIC WATER HEATER / EXHAUST FAN	電熱水爐 / 抽氣扇開關掣		ELECTRIC WATER HEATER	電熱水爐		TOWNGAS CONNECTION POINT FOR GAS COOKER HOB	煤氣煮食爐的煤氣喉接駁點
	WALL LIGHT FITTING	牆壁燈具		THREE-PHASE ELECTRIC WATER HEATER	三相電熱水爐		AIR-CONDITIONER POINTS	冷氣機接駁點

Tower 2
Helorus Boulevard
茵羅洛斯大道 第2座

Mechanical and Electrical Provision Plan
機電裝置平面圖



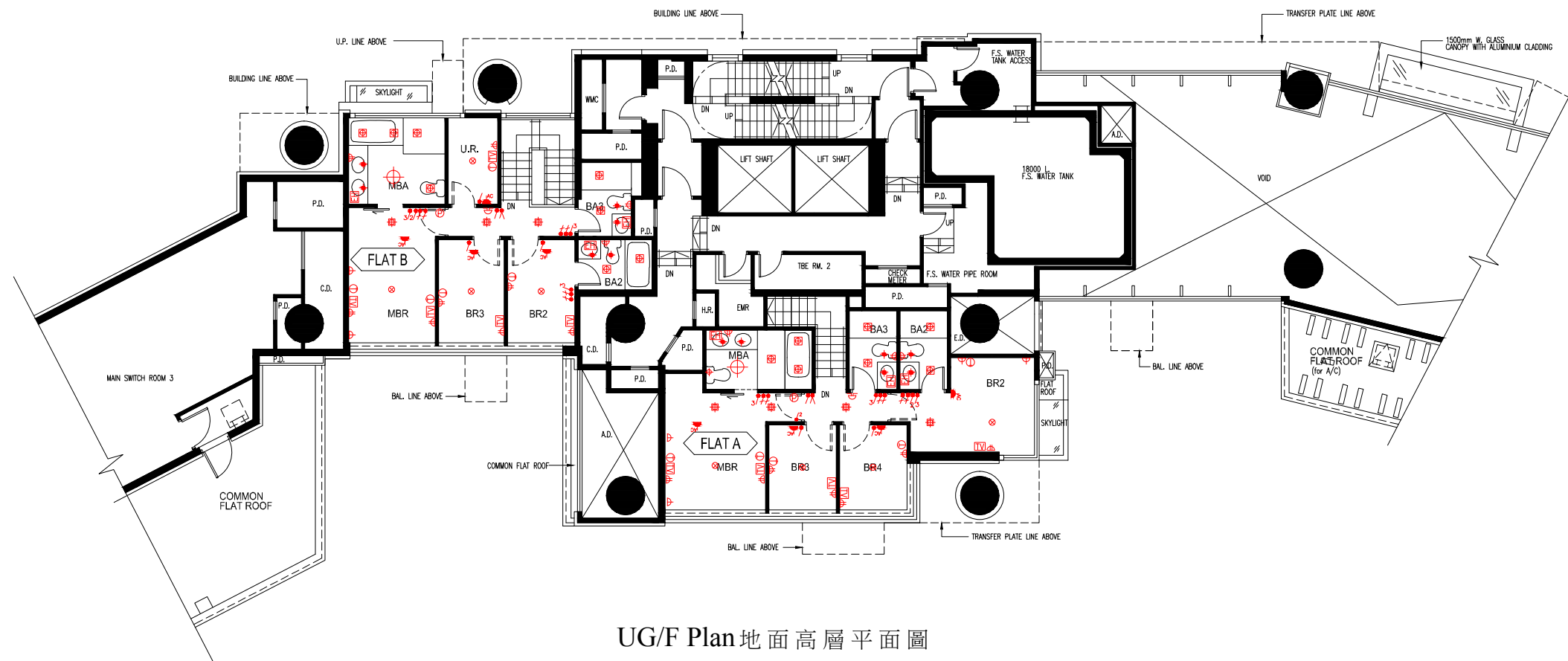
G/F Plan 地面層平面圖

Please refer to pages AL001 to AL004 of this sales brochure for legend of the terms and abbreviations in studying the Mechanical and Electrical Provision Plan of this section.
請參閱本售樓說明書第AL001至AL004頁之圖例以協助解讀此部分的機電裝置平面圖及其顯示之名稱及簡稱。































LEGEND 圖例

	MCB DISTRIBUTION BOARD	配電箱		SINGLE SOCKET POWER POINTS	單位電插座		VIDEO DOOR PHONE	視像對講機
	1 GANG LIGHTING SWITCH	一位電燈掣		TWIN SOCKET POWER POINTS	雙位電插座		TELEPHONE POINTS	電話接駁點
	2 GANG LIGHTING SWITCH	二位電燈掣		WEATHER PROOF SOCKET POWER POINTS	防水電插座		TV / FM SOCKET POINTS	電視 / 收音機天線接駁點
	3 GANG LIGHTING SWITCH	三位電燈掣		WATERPROOF WALL LIGHT FITTING	防水牆壁燈具		PANIC BUTTON	求救按鈕
	1 GANG 2 WAY LIGHTING SWITCH	一位二路電燈掣		KITCHEN / BATHROOM LIGHT FITTING	廚房 / 浴室燈具		DOOR BELL PUSH BUTTON	門鈴按鈕
	2 GANG 2 WAY LIGHTING SWITCH	二位二路電燈掣		CEILING LIGHT FITTING	天花燈具		DOOR BELL	門鈴
	3 GANG 2 WAY LIGHTING SWITCH	三位二路電燈掣		BAL. / U.P. LIGHT FITTING	露台 / 工作平台燈具		WATER SUPPLY CONNECTION POINT FOR WASHING MACHINE	洗衣機來水接駁點
	POWER SWITCH FOR SINK / HAND WASH BASIN ELECTRIC WATER HEATER	洗滌盆 / 洗手盆電熱水爐開關掣		ELECTRIC WATER HEATER	電熱水爐		DRAINAGE CONNECTION POINT FOR WASHING MACHINE	洗衣機去水位
	POWER SWITCH FOR ELECTRIC WATER HEATER / EXHAUST FAN	電熱水爐 / 抽氣扇開關掣		THREE-PHASE ELECTRIC WATER HEATER	三相電熱水爐		TOWNGAS CONNECTION POINT FOR GAS COOKER HOB	煤氣煮食爐的煤氣喉接駁點
	WALL LIGHT FITTING	牆壁燈具		AIR-CONDITIONER POINTS				冷氣機接駁點

0 1 2 3 4 5 6 Metres 米

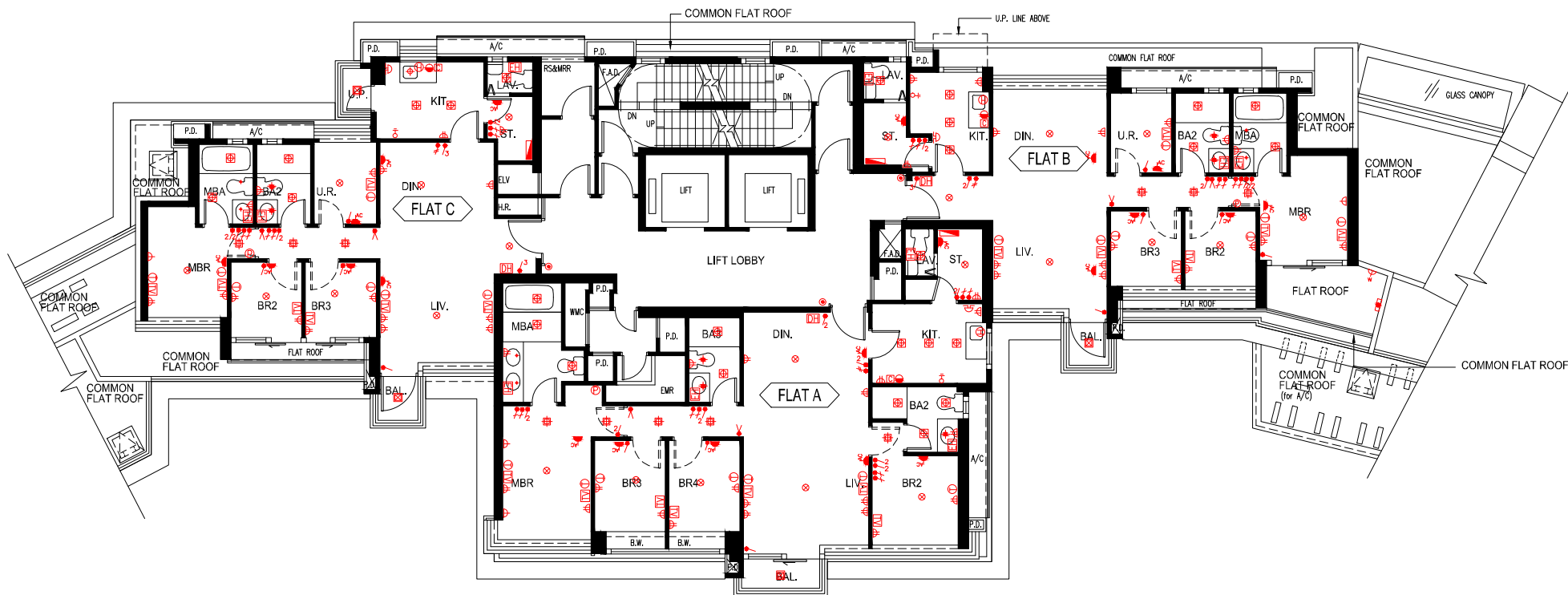
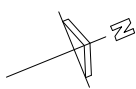


0 1 2 3 4 5 6 Metres 米

	MCB DISTRIBUTION BOARD	配電箱		SINGLE SOCKET POWER POINTS	單位電插座		VIDEO DOOR PHONE	視像對講機
	1 GANG LIGHTING SWITCH	一位電燈掣		TWIN SOCKET POWER POINTS	雙位電插座		TELEPHONE POINTS	電話接駁點
	2 GANG LIGHTING SWITCH	二位電燈掣		WEATHER PROOF SOCKET POWER POINTS	防水電插座		TV / FM SOCKET POINTS	電視 / 收音機天線接駁點
	3 GANG LIGHTING SWITCH	三位電燈掣		WATERPROOF WALL LIGHT FITTING	防水牆壁燈具		PANIC BUTTON	求救按鈕
	1 GANG 2 WAY LIGHTING SWITCH	一位二路電燈掣		KITCHEN / BATHROOM LIGHT FITTING	廚房 / 浴室燈具		DOOR BELL PUSH BUTTON	門鈴按鈕
	2 GANG 2 WAY LIGHTING SWITCH	二位二路電燈掣		CEILING LIGHT FITTING	天花燈具		DOOR BELL	門鈴
	3 GANG 2 WAY LIGHTING SWITCH	三位二路電燈掣		CEILING LIGHT FITTING	天花燈具		WATER SUPPLY CONNECTION POINT FOR WASHING MACHINE	洗衣機來水接駁點
	POWER SWITCH FOR SINK / HAND WASH BASIN ELECTRIC WATER HEATER	洗滌盆 / 洗手盆電熱水爐開關掣		BAL. / U.P. LIGHT FITTING	露台 / 工作平台燈具		DRAINAGE CONNECTION POINT FOR WASHING MACHINE	洗衣機去水位
	POWER SWITCH FOR ELECTRIC WATER HEATER / EXHAUST FAN	電熱水爐 / 抽氣扇開關掣		ELECTRIC WATER HEATER	電熱水爐		TOWNGAS CONNECTION POINT FOR GAS COOKER HOB	煤氣煮食爐的煤氣喉接駁點
	WALL LIGHT FITTING	牆壁燈具		THREE-PHASE ELECTRIC WATER HEATER	三相電熱水爐		AIR-CONDITIONER POINTS	冷氣機接駁點

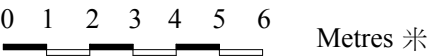
Tower 2
Helorus Boulevard
茵羅洛斯大道 第2座

Mechanical and Electrical Provision Plan
機電裝置平面圖



1/F Plan 一樓平面圖

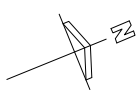
Please refer to pages AL001 to AL004 of this sales brochure for legend of the terms and abbreviations in studying the Mechanical and Electrical Provision Plan of this section.
請參閱本售樓說明書第AL001至AL004頁之圖例以協助解讀此部分的機電裝置平面圖及其顯示之名稱及簡稱。



LEGEND 圖例

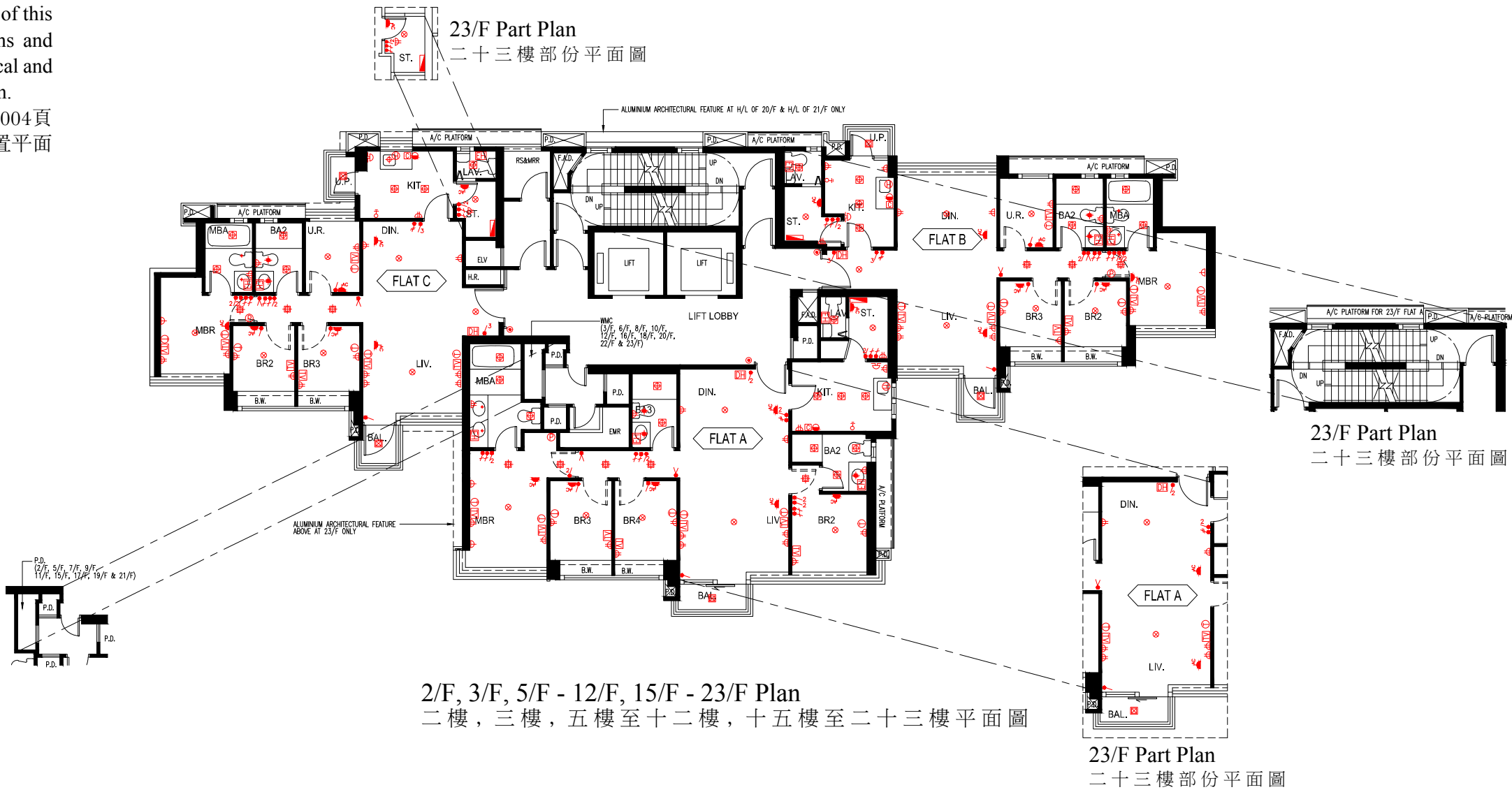
	MCB DISTRIBUTION BOARD	配電箱		SINGLE SOCKET POWER POINTS	單位電插座		VIDEO DOOR PHONE	視像對講機
	1 GANG LIGHTING SWITCH	一位電燈掣		TWIN SOCKET POWER POINTS	雙位電插座		TELEPHONE POINTS	電話接駁點
	2 GANG LIGHTING SWITCH	二位電燈掣		WEATHER PROOF SOCKET POWER POINTS	防水電插座		TV / FM SOCKET POINTS	電視 / 收音機天線接駁點
	3 GANG LIGHTING SWITCH	三位電燈掣		WATERPROOF WALL LIGHT FITTING	防水牆壁燈具		PANIC BUTTON	求救按鈕
	1 GANG 2 WAY LIGHTING SWITCH	一位二路電燈掣		KITCHEN / BATHROOM LIGHT FITTING	廚房 / 浴室燈具		DOOR BELL PUSH BUTTON	門鈴按鈕
	2 GANG 2 WAY LIGHTING SWITCH	二位二路電燈掣		CEILING LIGHT FITTING	天花燈具		DOOR BELL	門鈴
	3 GANG 2 WAY LIGHTING SWITCH	三位二路電燈掣		BAL. / U.P. LIGHT FITTING	露台 / 工作平台燈具		WATER SUPPLY CONNECTION POINT FOR WASHING MACHINE	洗衣機來水接駁點
	POWER SWITCH FOR SINK / HAND WASH BASIN ELECTRIC WATER HEATER	洗滌盆 / 洗手盆電熱水爐開關掣		ELECTRIC WATER HEATER	電熱水爐		DRAINAGE CONNECTION POINT FOR WASHING MACHINE	洗衣機去水位
	POWER SWITCH FOR ELECTRIC WATER HEATER / EXHAUST FAN	電熱水爐 / 抽氣扇開關掣		THREE-PHASE ELECTRIC WATER HEATER	三相電熱水爐		TOWNGAS CONNECTION POINT FOR GAS COOKER HOB	煤氣煮食爐的煤氣喉接駁點
	WALL LIGHT FITTING	牆壁燈具					AIR-CONDITIONER POINTS	冷氣機接駁點

Tower 2
Helorus Boulevard
茵羅洛斯大道 第2座



Mechanical and Electrical Provision Plan
機電裝置平面圖

Please refer to pages AL001 to AL004 of this sales brochure for legend of the terms and abbreviations in studying the Mechanical and Electrical Provision Plan of this section.
請參閱本售樓說明書第AL001至AL004頁之圖例以協助解讀此部分的機電裝置平面圖及其顯示之名稱及簡稱。

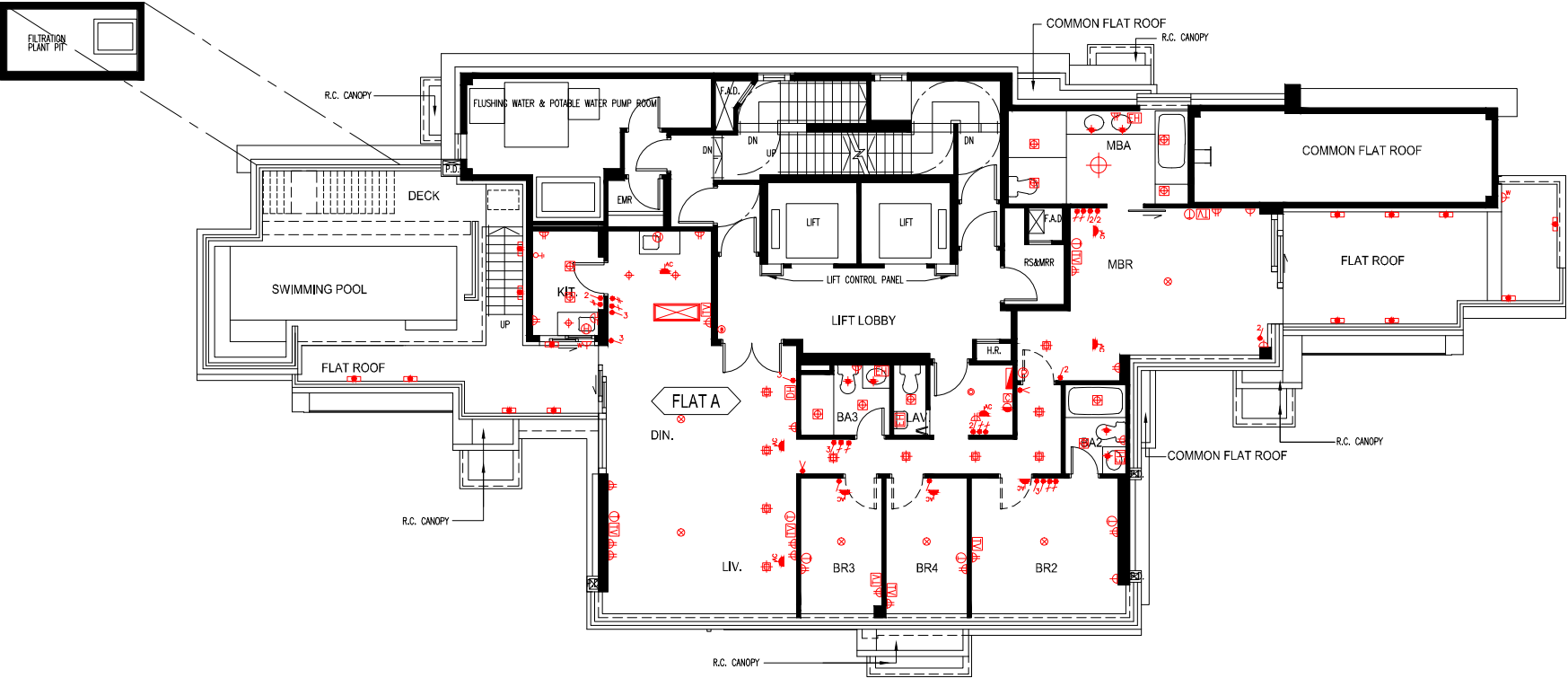
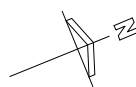


LEGEND 圖例

	MCB DISTRIBUTION BOARD	配电箱		SINGLE SOCKET POWER POINTS	單位電插座		VIDEO DOOR PHONE	視像對講機
	1 GANG LIGHTING SWITCH	一位電燈掣		TWIN SOCKET POWER POINTS	雙位電插座		TELEPHONE POINTS	電話接駁點
	2 GANG LIGHTING SWITCH	二位電燈掣		WEATHER PROOF SOCKET POWER POINTS	防水電插座		TV / FM SOCKET POINTS	電視 / 收音機天線接駁點
	3 GANG LIGHTING SWITCH	三位電燈掣		WATERPROOF WALL LIGHT FITTING	防水牆壁燈具		PANIC BUTTON	求救按鈕
	1 GANG 2 WAY LIGHTING SWITCH	一位二路電燈掣		KITCHEN / BATHROOM LIGHT FITTING	廚房 / 浴室燈具		DOOR BELL PUSH BUTTON	門鈴按鈕
	2 GANG 2 WAY LIGHTING SWITCH	二位二路電燈掣		CEILING LIGHT FITTING	天花燈具		DOOR BELL	門鈴
	3 GANG 2 WAY LIGHTING SWITCH	三位二路電燈掣		BAL. / U.P. LIGHT FITTING	露台 / 工作平台燈具		WATER SUPPLY CONNECTION POINT FOR WASHING MACHINE	洗衣機來水接駁點
	POWER SWITCH FOR SINK / HAND WASH BASIN ELECTRIC WATER HEATER	洗滌盆 / 洗手盆電熱水爐開關掣		ELECTRIC WATER HEATER	電熱水爐		DRAINAGE CONNECTION POINT FOR WASHING MACHINE	洗衣機去水位
	POWER SWITCH FOR ELECTRIC WATER HEATER / EXHAUST FAN	電熱水爐 / 抽氣扇開關掣		THREE-PHASE ELECTRIC WATER HEATER	三相電熱水爐		TOWNGAS CONNECTION POINT FOR GAS COOKER HOB	煤氣煮食爐的煤氣喉接駁點
	WALL LIGHT FITTING	牆壁燈具					AIR-CONDITIONER POINTS	冷氣機接駁點

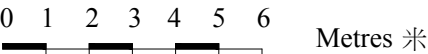
Tower 2
Helorus Boulevard
茵羅洛斯大道 第2座

Mechanical and Electrical Provision Plan
機電裝置平面圖



25/F Plan 二十五樓平面圖

Please refer to pages AL001 to AL004 of this sales brochure for legend of the terms and abbreviations in studying the Mechanical and Electrical Provision Plan of this section.
請參閱本售樓說明書第AL001至AL004頁之圖例以協助解讀此部分的機電裝置平面圖及其顯示之名稱及簡稱。

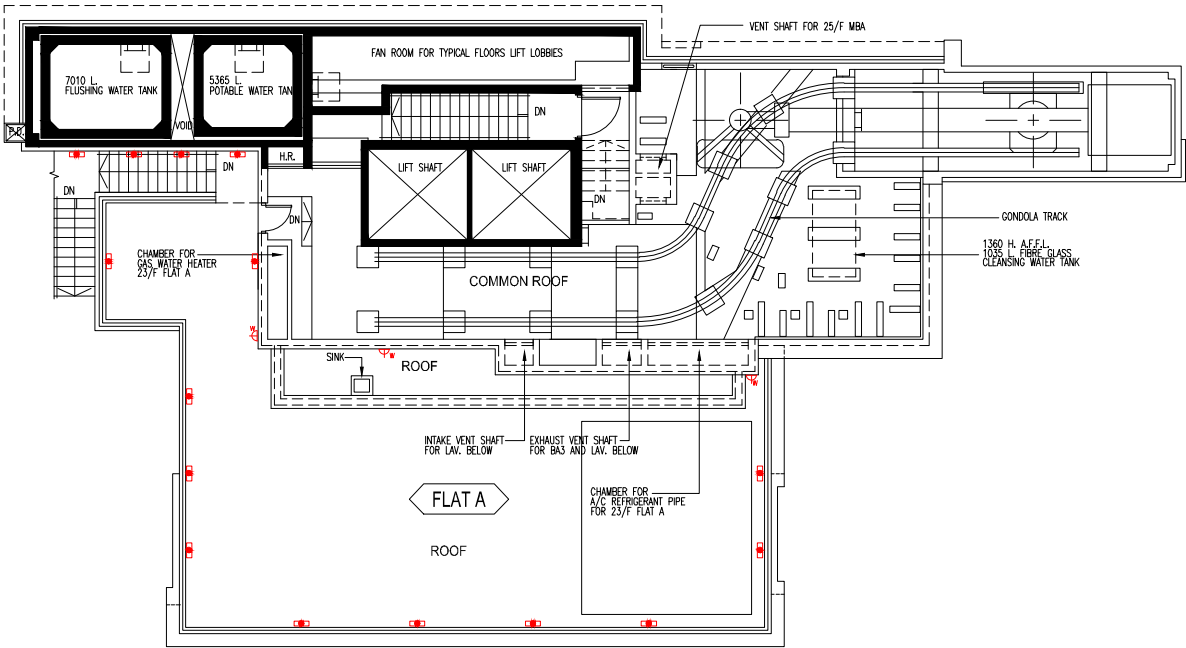
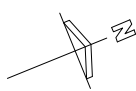


LEGEND 圖例

	MCB DISTRIBUTION BOARD	配電箱		SINGLE SOCKET POWER POINTS	單位電插座		VIDEO DOOR PHONE	視像對講機
	1 GANG LIGHTING SWITCH	一位電燈掣		TWIN SOCKET POWER POINTS	雙位電插座		TELEPHONE POINTS	電話接駁點
	2 GANG LIGHTING SWITCH	二位電燈掣		WEATHER PROOF SOCKET POWER POINTS	防水電插座		TV / FM SOCKET POINTS	電視 / 收音機天線接駁點
	3 GANG LIGHTING SWITCH	三位電燈掣		WATERPROOF WALL LIGHT FITTING	防水牆壁燈具		PANIC BUTTON	求救按鈕
	1 GANG 2 WAY LIGHTING SWITCH	一位二路電燈掣		KITCHEN / BATHROOM LIGHT FITTING	廚房 / 浴室燈具		DOOR BELL PUSH BUTTON	門鈴按鈕
	2 GANG 2 WAY LIGHTING SWITCH	二位二路電燈掣		CEILING LIGHT FITTING	天花燈具		DOOR BELL	門鈴
	3 GANG 2 WAY LIGHTING SWITCH	三位二路電燈掣		BAL. / U.P. LIGHT FITTING	露台 / 工作平台燈具		WATER SUPPLY CONNECTION POINT FOR WASHING MACHINE	洗衣機來水接駁點
	POWER SWITCH FOR SINK / HAND WASH BASIN ELECTRIC WATER HEATER	洗滌盆 / 洗手盆電熱水爐開關掣		ELECTRIC WATER HEATER	電熱水爐		DRAINAGE CONNECTION POINT FOR WASHING MACHINE	洗衣機去水位
	POWER SWITCH FOR ELECTRIC WATER HEATER / EXHAUST FAN	電熱水爐 / 抽氣扇開關掣		THREE-PHASE ELECTRIC WATER HEATER	三相電熱水爐		TOWNGAS CONNECTION POINT FOR GAS COOKER HOB	煤氣煮食爐的煤氣喉接駁點
	WALL LIGHT FITTING	牆壁燈具		AIR-CONDITIONER POINTS				冷氣機接駁點

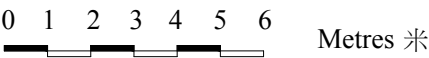
Tower 2
Helorus Boulevard
茵羅洛斯大道 第2座

Mechanical and Electrical Provision Plan
機電裝置平面圖



Roof Plan 天台平面圖

Please refer to pages AL001 to AL004 of this sales brochure for legend of the terms and abbreviations in studying the Mechanical and Electrical Provision Plan of this section.
請參閱本售樓說明書第AL001至AL004頁之圖例以協助解讀此部分的機電裝置平面圖及其顯示之名稱及簡稱。

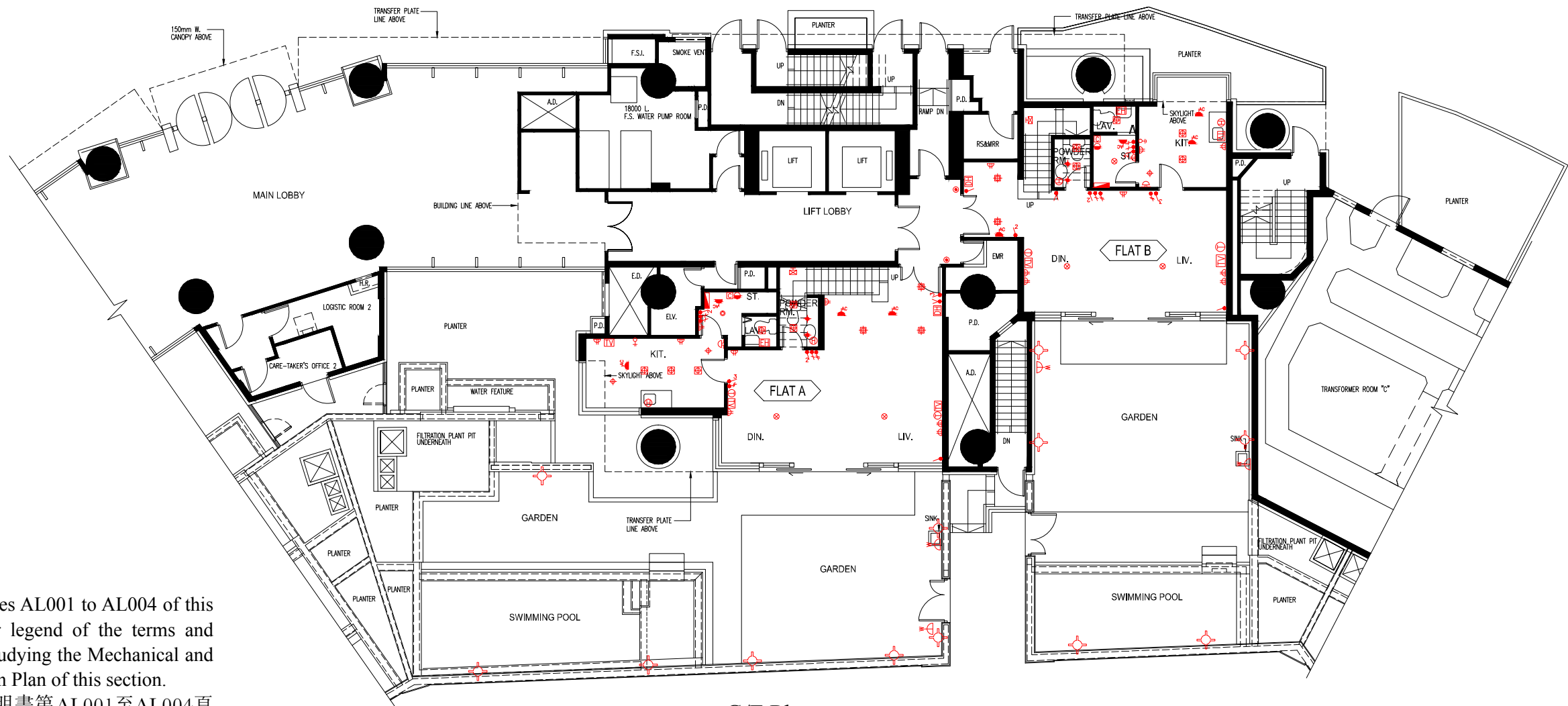
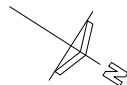


LEGEND 圖例

	MCB DISTRIBUTION BOARD	配電箱		SINGLE SOCKET POWER POINTS	單位電插座		VIDEO DOOR PHONE	視像對講機
	1 GANG LIGHTING SWITCH	一位電燈掣		TWIN SOCKET POWER POINTS	雙位電插座		TELEPHONE POINTS	電話接駁點
	2 GANG LIGHTING SWITCH	二位電燈掣		WEATHER PROOF SOCKET POWER POINTS	防水電插座		TV / FM SOCKET POINTS	電視 / 收音機天線接駁點
	3 GANG LIGHTING SWITCH	三位電燈掣		WATERPROOF WALL LIGHT FITTING	防水牆壁燈具		PANIC BUTTON	求救按鈕
	1 GANG 2 WAY LIGHTING SWITCH	一位二路電燈掣		KITCHEN / BATHROOM LIGHT FITTING	廚房 / 浴室燈具		DOOR BELL PUSH BUTTON	門鈴按鈕
	2 GANG 2 WAY LIGHTING SWITCH	二位二路電燈掣		CEILING LIGHT FITTING	天花燈具		DOOR BELL	門鈴
	3 GANG 2 WAY LIGHTING SWITCH	三位二路電燈掣		BAL. / U.P. LIGHT FITTING	露台 / 工作平台燈具		WATER SUPPLY CONNECTION POINT FOR WASHING MACHINE	洗衣機來水接駁點
	POWER SWITCH FOR SINK / HAND WASH BASIN ELECTRIC WATER HEATER	洗滌盆 / 洗手盆電熱水爐開關掣		ELECTRIC WATER HEATER	電熱水爐		DRAINAGE CONNECTION POINT FOR WASHING MACHINE	洗衣機去水位
	POWER SWITCH FOR ELECTRIC WATER HEATER / EXHAUST FAN	電熱水爐 / 抽氣扇開關掣		THREE-PHASE ELECTRIC WATER HEATER	三相電熱水爐		TOWNGAS CONNECTION POINT FOR GAS COOKER HOB	煤氣煮食爐的煤氣喉接駁點
	WALL LIGHT FITTING	牆壁燈具					AIR-CONDITIONER POINTS	冷氣機接駁點

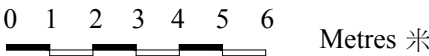
Tower 3
Helorus Boulevard
茵羅洛斯大道 第3座

Mechanical and Electrical Provision Plan
機電裝置平面圖



Please refer to pages AL001 to AL004 of this sales brochure for legend of the terms and abbreviations in studying the Mechanical and Electrical Provision Plan of this section.
請參閱本售樓說明書第AL001至AL004頁之圖例以協助解讀此部分的機電裝置平面圖及其顯示之名稱及簡稱。

G/F Plan 地面層平面圖

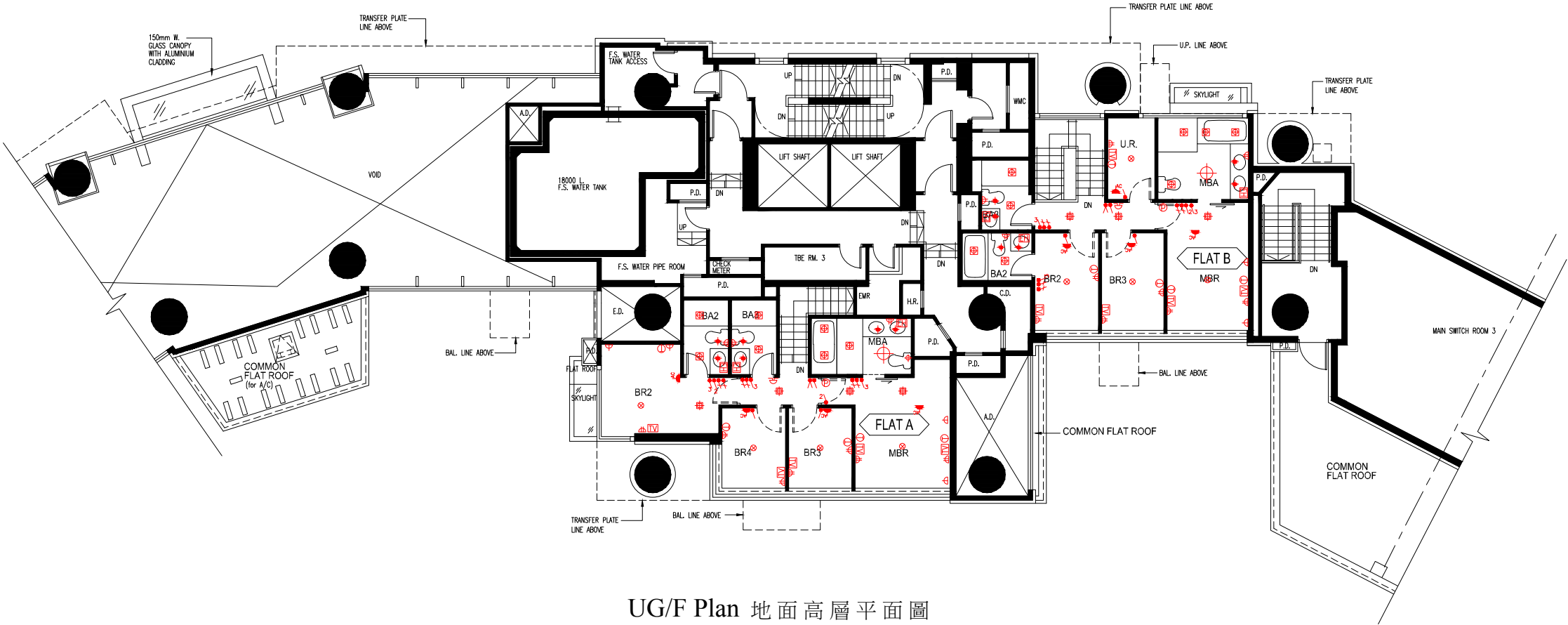
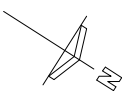


LEGEND 圖例

	MCB DISTRIBUTION BOARD	配電箱		SINGLE SOCKET POWER POINTS	單位電插座		VIDEO DOOR PHONE	視像對講機
	1 GANG LIGHTING SWITCH	一位電燈掣		TWIN SOCKET POWER POINTS	雙位電插座		TELEPHONE POINTS	電話接駁點
	2 GANG LIGHTING SWITCH	二位電燈掣		WEATHER PROOF SOCKET POWER POINTS	防水電插座		TV / FM SOCKET POINTS	電視 / 收音機天線接駁點
	3 GANG LIGHTING SWITCH	三位電燈掣		WATERPROOF WALL LIGHT FITTING	防水牆壁燈具		PANIC BUTTON	求救按鈕
	1 GANG 2 WAY LIGHTING SWITCH	一位二路電燈掣		KITCHEN / BATHROOM LIGHT FITTING	廚房 / 浴室燈具		DOOR BELL PUSH BUTTON	門鈴按鈕
	2 GANG 2 WAY LIGHTING SWITCH	二位二路電燈掣		CEILING LIGHT FITTING	天花燈具		DOOR BELL	門鈴
	3 GANG 2 WAY LIGHTING SWITCH	三位二路電燈掣		BAL. / U.P. LIGHT FITTING	露台 / 工作平台燈具		WATER SUPPLY CONNECTION POINT FOR WASHING MACHINE	洗衣機來水接駁點
	POWER SWITCH FOR SINK / HAND WASH BASIN ELECTRIC WATER HEATER	洗滌盆 / 洗手盆電熱水爐開關掣		ELECTRIC WATER HEATER	電熱水爐		DRAINAGE CONNECTION POINT FOR WASHING MACHINE	洗衣機去水位
	POWER SWITCH FOR ELECTRIC WATER HEATER / EXHAUST FAN	電熱水爐 / 抽氣扇開關掣		THREE-PHASE ELECTRIC WATER HEATER	三相電熱水爐		TOWNGAS CONNECTION POINT FOR GAS COOKER HOB	煤氣煮食爐的煤氣喉接駁點
	WALL LIGHT FITTING	牆壁燈具					AIR-CONDITIONER POINTS	冷氣機接駁點

Tower 3
Helorus Boulevard
茵羅洛斯大道 第3座

Mechanical and Electrical Provision Plan
機電裝置平面圖



UG/F Plan 地面高層平面圖

Please refer to pages AL001 to AL004 of this sales brochure for legend of the terms and abbreviations in studying the Mechanical and Electrical Provision Plan of this section.
請參閱本售樓說明書第AL001至AL004頁之圖例以協助解讀此部分的機電裝置平面圖及其顯示之名稱及簡稱。

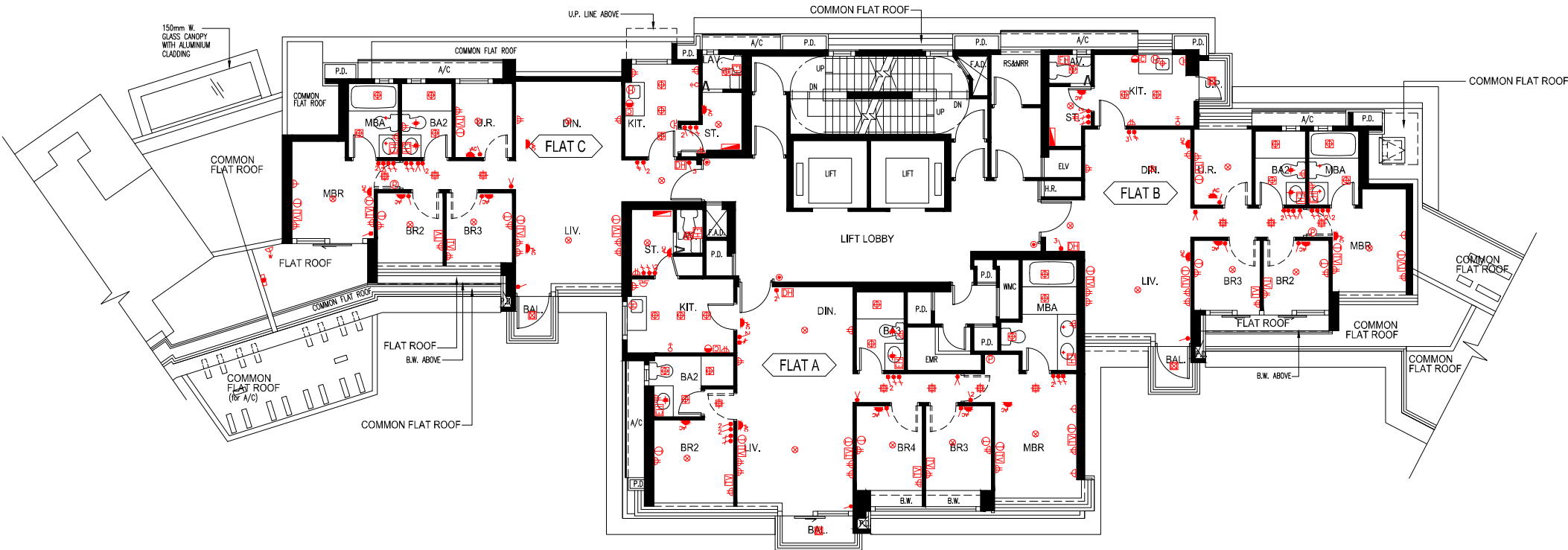
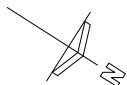


LEGEND 圖例

	MCB DISTRIBUTION BOARD	配電箱		SINGLE SOCKET POWER POINTS	單位電插座		VIDEO DOOR PHONE	視像對講機
	1 GANG LIGHTING SWITCH	一位電燈掣		TWIN SOCKET POWER POINTS	雙位電插座		TELEPHONE POINTS	電話接駁點
	2 GANG LIGHTING SWITCH	二位電燈掣		WEATHER PROOF SOCKET POWER POINTS	防水電插座		TV / FM SOCKET POINTS	電視 / 收音機天線接駁點
	3 GANG LIGHTING SWITCH	三位電燈掣		WATERPROOF WALL LIGHT FITTING	防水牆壁燈具		PANIC BUTTON	求救按鈕
	1 GANG 2 WAY LIGHTING SWITCH	一位二路電燈掣		KITCHEN / BATHROOM LIGHT FITTING	廚房 / 浴室燈具		DOOR BELL PUSH BUTTON	門鈴按鈕
	2 GANG 2 WAY LIGHTING SWITCH	二位二路電燈掣		CEILING LIGHT FITTING	天花燈具		DOOR BELL	門鈴
	3 GANG 2 WAY LIGHTING SWITCH	三位二路電燈掣		THREE-PHASE ELECTRIC WATER HEATER	三相電熱水爐		WATER SUPPLY CONNECTION POINT FOR WASHING MACHINE	洗衣機來水接駁點
	POWER SWITCH FOR SINK / HAND WASH BASIN ELECTRIC WATER HEATER	洗滌盆 / 洗手盆電熱水爐開關掣		BAL. / U.P. LIGHT FITTING	露台 / 工作平台燈具		DRAINAGE CONNECTION POINT FOR WASHING MACHINE	洗衣機去水位
	POWER SWITCH FOR ELECTRIC WATER HEATER / EXHAUST FAN	電熱水爐 / 抽氣扇開關掣		ELECTRIC WATER HEATER	電熱水爐		TOWNGAS CONNECTION POINT FOR GAS COOKER HOB	煤氣煮食爐的煤氣喉接駁點
	WALL LIGHT FITTING	牆壁燈具		THREE-PHASE ELECTRIC WATER HEATER	三相電熱水爐		AIR-CONDITIONER POINTS	冷氣機接駁點

Tower 3
Helorus Boulevard
茵羅洛斯大道 第3座

Mechanical and Electrical Provision Plan
機電裝置平面圖



1/F Plan 一樓平面圖

Please refer to pages AL001 to AL004 of this sales brochure for legend of the terms and abbreviations in studying the Mechanical and Electrical Provision Plan of this section.
請參閱本售樓說明書第AL001至AL004頁之圖例以協助解讀此部分的機電裝置平面圖及其顯示之名稱及簡稱。

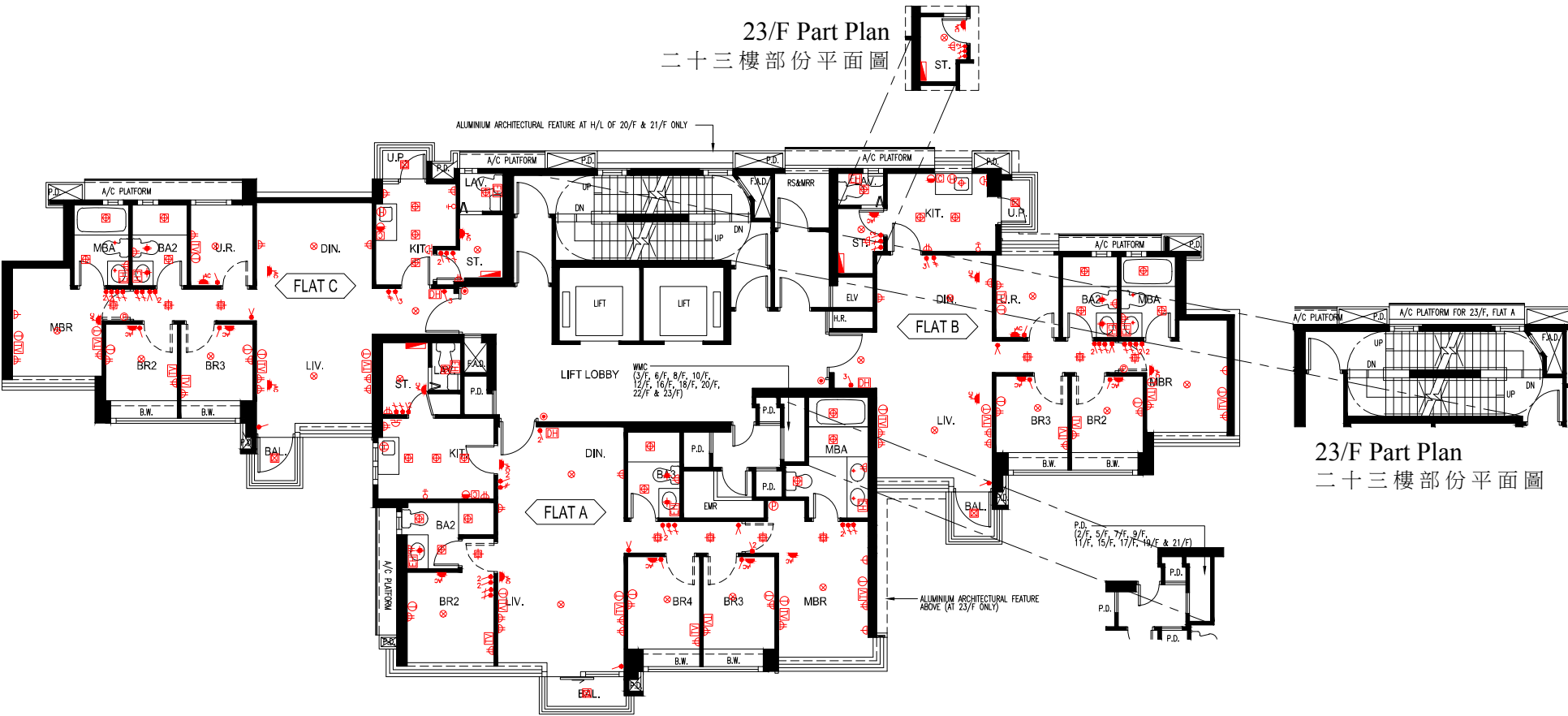
0 1 2 3 4 5 6 Metres 米

LEGEND 圖例

	MCB DISTRIBUTION BOARD	配電箱		SINGLE SOCKET POWER POINTS	單位電插座		VIDEO DOOR PHONE	視像對講機
	1 GANG LIGHTING SWITCH	一位電燈掣		TWIN SOCKET POWER POINTS	雙位電插座		TELEPHONE POINTS	電話接駁點
	2 GANG LIGHTING SWITCH	二位電燈掣		WEATHER PROOF SOCKET POWER POINTS	防水電插座		TV / FM SOCKET POINTS	電視 / 收音機天線接駁點
	3 GANG LIGHTING SWITCH	三位電燈掣		WATERPROOF WALL LIGHT FITTING	防水牆壁燈具		PANIC BUTTON	求救按鈕
	1 GANG 2 WAY LIGHTING SWITCH	一位二路電燈掣		KITCHEN / BATHROOM LIGHT FITTING	廚房 / 浴室燈具		DOOR BELL PUSH BUTTON	門鈴按鈕
	2 GANG 2 WAY LIGHTING SWITCH	二位二路電燈掣		CEILING LIGHT FITTING	天花燈具		DOOR BELL	門鈴
	3 GANG 2 WAY LIGHTING SWITCH	三位二路電燈掣		BAL. / U.P. LIGHT FITTING	露台 / 工作平台燈具		WATER SUPPLY CONNECTION POINT FOR WASHING MACHINE	洗衣機來水接駁點
	POWER SWITCH FOR SINK / HAND WASH BASIN ELECTRIC WATER HEATER	洗滌盆 / 洗手盆電熱水爐開關掣		ELECTRIC WATER HEATER	電熱水爐		DRAINAGE CONNECTION POINT FOR WASHING MACHINE	洗衣機去水位
	POWER SWITCH FOR ELECTRIC WATER HEATER / EXHAUST FAN	電熱水爐 / 抽氣扇開關掣		THREE-PHASE ELECTRIC WATER HEATER	三相電熱水爐		TOWNGAS CONNECTION POINT FOR GAS COOKER HOB	煤氣煮食爐的煤氣喉接駁點
	WALL LIGHT FITTING	牆壁燈具		AIR-CONDITIONER POINTS				冷氣機接駁點

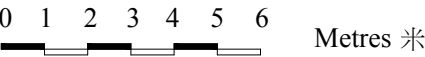
Tower 3
Helorus Boulevard
茵羅洛斯大道 第3座

Mechanical and Electrical Provision Plan
機電裝置平面圖



2/F, 3/F, 5/F - 12/F, 15/F - 23/F Plan
二樓，三樓，五樓至十二樓，十五樓至二十三樓平面圖

Please refer to pages AL001 to AL004 of this sales brochure for legend of the terms and abbreviations in studying the Mechanical and Electrical Provision Plan of this section.
請參閱本售樓說明書第AL001至AL004頁之圖例以協助解讀此部分的機電裝置平面圖及其顯示之名稱及簡稱。

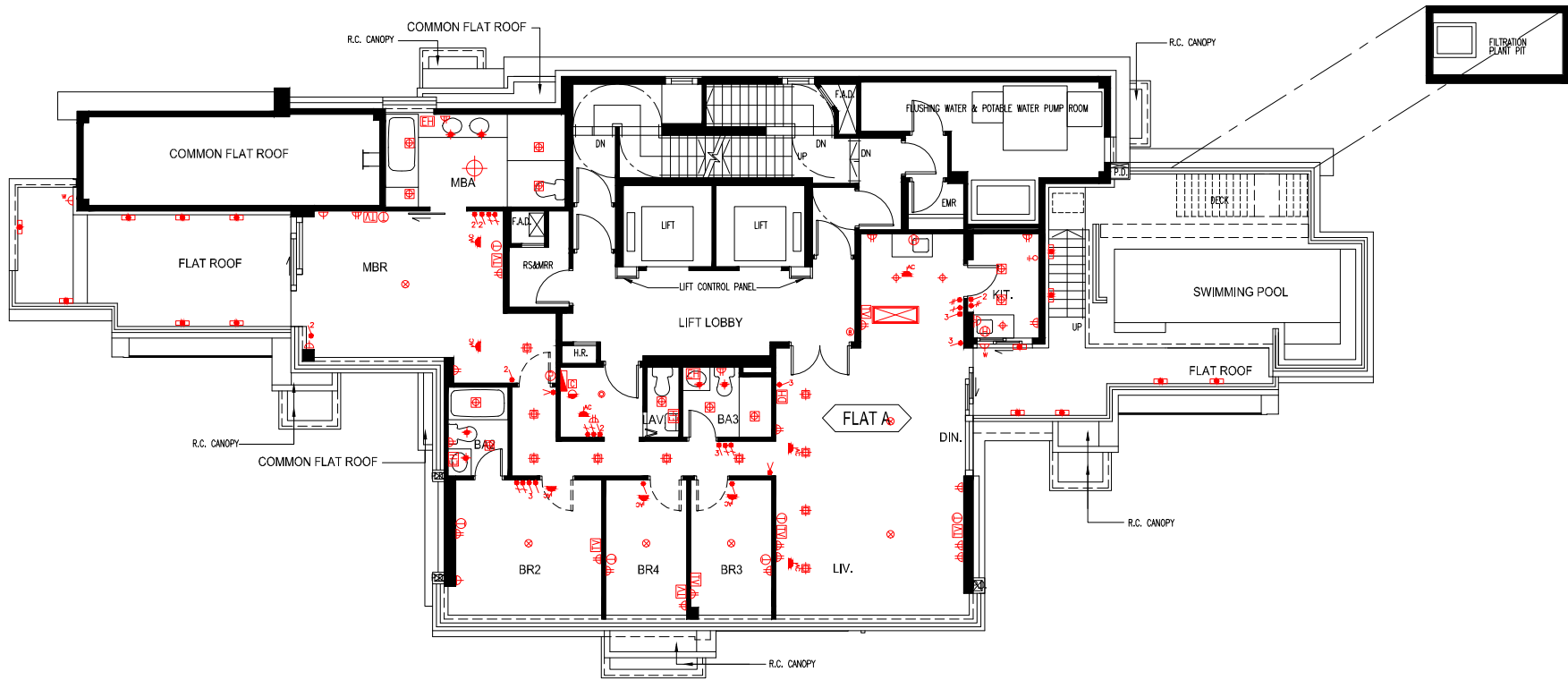
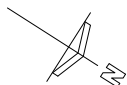


LEGEND 圖例

	MCB DISTRIBUTION BOARD	配电箱		SINGLE SOCKET POWER POINTS	單位電插座		VIDEO DOOR PHONE	視像對講機
	1 GANG LIGHTING SWITCH	一位電燈掣		TWIN SOCKET POWER POINTS	雙位電插座		TELEPHONE POINTS	電話接駁點
	2 GANG LIGHTING SWITCH	二位電燈掣		WEATHER PROOF SOCKET POWER POINTS	防水電插座		TV / FM SOCKET POINTS	電視 / 收音機天線接駁點
	3 GANG LIGHTING SWITCH	三位電燈掣		WATERPROOF WALL LIGHT FITTING	防水牆壁燈具		PANIC BUTTON	求救按鈕
	1 GANG 2 WAY LIGHTING SWITCH	一位二路電燈掣		KITCHEN / BATHROOM LIGHT FITTING	廚房 / 浴室燈具		DOOR BELL PUSH BUTTON	門鈴按鈕
	2 GANG 2 WAY LIGHTING SWITCH	二位二路電燈掣		CEILING LIGHT FITTING	天花燈具		DOOR BELL	門鈴
	3 GANG 2 WAY LIGHTING SWITCH	三位二路電燈掣		BAL. / U.P. LIGHT FITTING	露台 / 工作平台燈具		WATER SUPPLY CONNECTION POINT FOR WASHING MACHINE	洗衣機來水接駁點
	POWER SWITCH FOR SINK / HAND WASH BASIN ELECTRIC WATER HEATER	洗滌盆 / 洗手盆電熱水爐開關掣		ELECTRIC WATER HEATER	電熱水爐		DRAINAGE CONNECTION POINT FOR WASHING MACHINE	洗衣機去水位
	POWER SWITCH FOR ELECTRIC WATER HEATER / EXHAUST FAN	電熱水爐 / 抽氣扇開關掣		THREE-PHASE ELECTRIC WATER HEATER	三相電熱水爐		TOWNGAS CONNECTION POINT FOR GAS COOKER HOB	煤氣煮食爐的煤氣喉接駁點
	WALL LIGHT FITTING	牆壁燈具					AIR-CONDITIONER POINTS	冷氣機接駁點

Tower 3
Helorus Boulevard
茵羅洛斯大道 第3座

Mechanical and Electrical Provision Plan
機電裝置平面圖



25/F Plan 二十五樓平面圖

Please refer to pages AL001 to AL004 of this sales brochure for legend of the terms and abbreviations in studying the Mechanical and Electrical Provision Plan of this section.
請參閱本售樓說明書第AL001至AL004頁之圖例以協助解讀此部分的機電裝置平面圖及其顯示之名稱及簡稱。

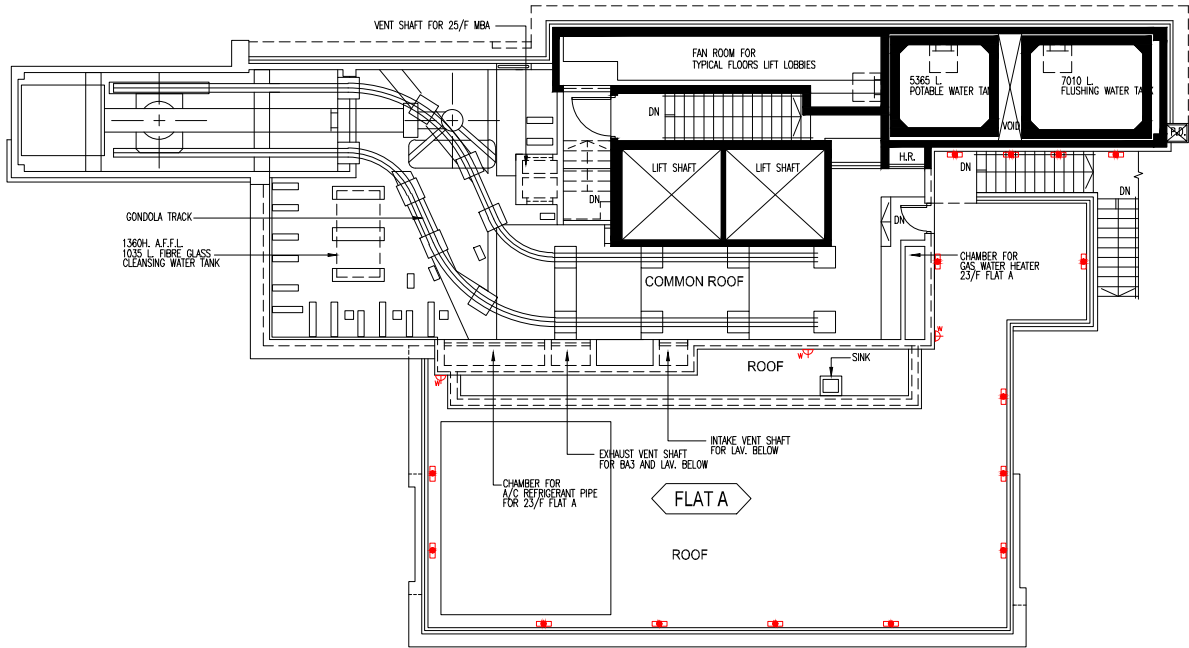
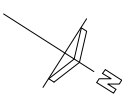


LEGEND 圖例

	MCB DISTRIBUTION BOARD	配電箱		SINGLE SOCKET POWER POINTS	單位電插座		VIDEO DOOR PHONE	視像對講機
	1 GANG LIGHTING SWITCH	一位電燈掣		TWIN SOCKET POWER POINTS	雙位電插座		TELEPHONE POINTS	電話接駁點
	2 GANG LIGHTING SWITCH	二位電燈掣		WEATHER PROOF SOCKET POWER POINTS	防水電插座		TV / FM SOCKET POINTS	電視 / 收音機天線接駁點
	3 GANG LIGHTING SWITCH	三位電燈掣		WATERPROOF WALL LIGHT FITTING	防水牆壁燈具		PANIC BUTTON	求救按鈕
	1 GANG 2 WAY LIGHTING SWITCH	一位二路電燈掣		KITCHEN / BATHROOM LIGHT FITTING	廚房 / 浴室燈具		DOOR BELL PUSH BUTTON	門鈴按鈕
	2 GANG 2 WAY LIGHTING SWITCH	二位二路電燈掣		CEILING LIGHT FITTING	天花燈具		DOOR BELL	門鈴
	3 GANG 2 WAY LIGHTING SWITCH	三位二路電燈掣		BAL. / U.P. LIGHT FITTING	露台 / 工作平台燈具		WATER SUPPLY CONNECTION POINT FOR WASHING MACHINE	洗衣機來水接駁點
	POWER SWITCH FOR SINK / HAND WASH BASIN ELECTRIC WATER HEATER	洗滌盆 / 洗手盆電熱水爐開關掣		ELECTRIC WATER HEATER	電熱水爐		DRAINAGE CONNECTION POINT FOR WASHING MACHINE	洗衣機去水位
	POWER SWITCH FOR ELECTRIC WATER HEATER / EXHAUST FAN	電熱水爐 / 抽氣扇開關掣		THREE-PHASE ELECTRIC WATER HEATER	三相電熱水爐		TOWNGAS CONNECTION POINT FOR GAS COOKER HOB	煤氣煮食爐的煤氣喉接駁點
	WALL LIGHT FITTING	牆壁燈具		AIR-CONDITIONER POINTS				冷氣機接駁點

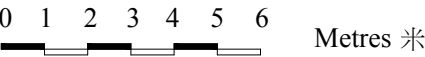
Tower 3
Helorus Boulevard
茵羅洛斯大道 第3座

Mechanical and Electrical Provision Plan
機電裝置平面圖



Roof Plan 天台平面圖

Please refer to pages AL001 to AL004 of this sales brochure for legend of the terms and abbreviations in studying the Mechanical and Electrical Provision Plan of this section.
請參閱本售樓說明書第AL001至AL004頁之圖例以協助解讀此部分的機電裝置平面圖及其顯示之名稱及簡稱。

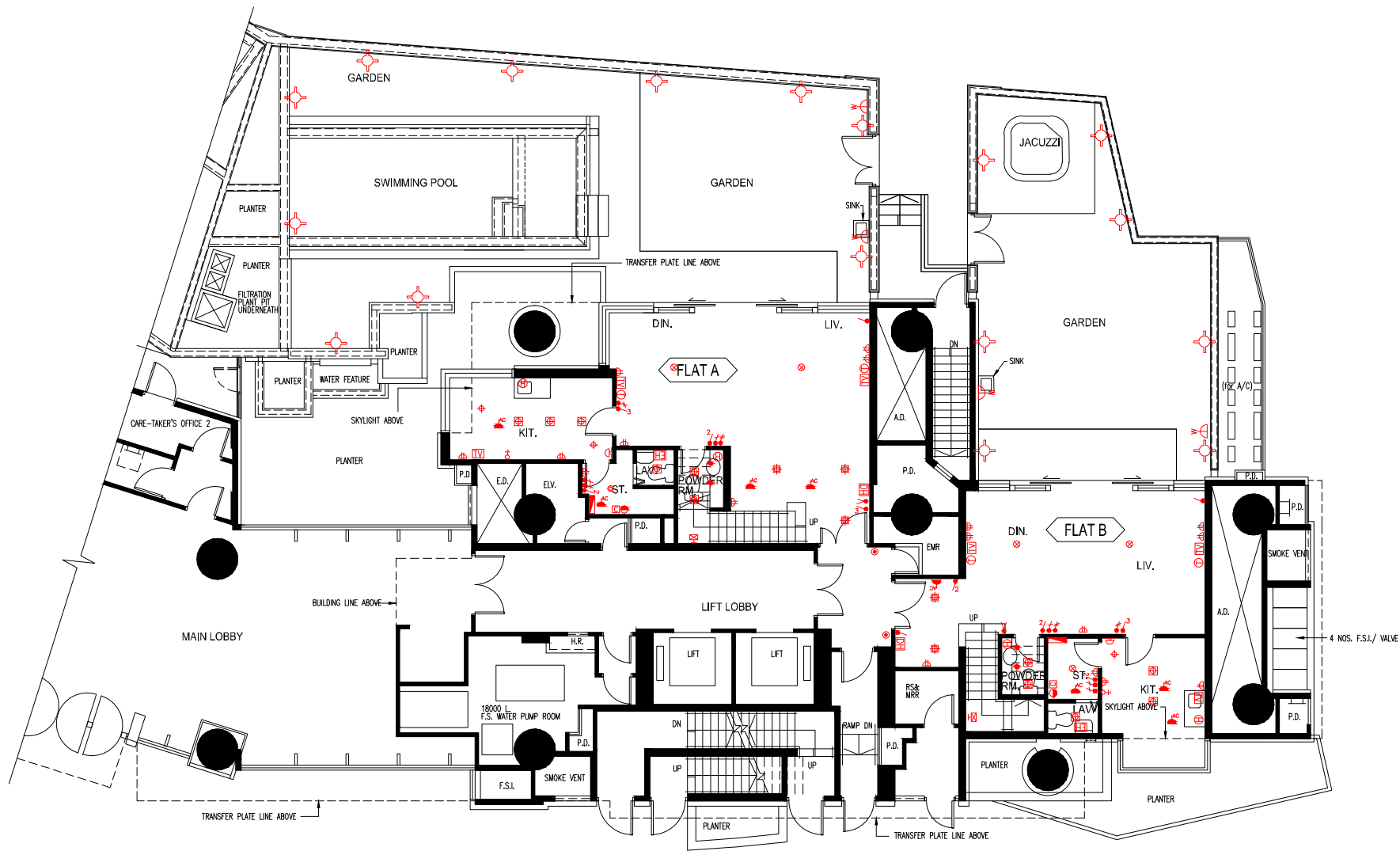


LEGEND 圖例

	MCB DISTRIBUTION BOARD	配電箱		SINGLE SOCKET POWER POINTS	單位電插座		VIDEO DOOR PHONE	視像對講機
	1 GANG LIGHTING SWITCH	一位電燈掣		TWIN SOCKET POWER POINTS	雙位電插座		TELEPHONE POINTS	電話接駁點
	2 GANG LIGHTING SWITCH	二位電燈掣		WEATHER PROOF SOCKET POWER POINTS	防水電插座		TV / FM SOCKET POINTS	電視 / 收音機天線接駁點
	3 GANG LIGHTING SWITCH	三位電燈掣		WATERPROOF WALL LIGHT FITTING	防水牆壁燈具		PANIC BUTTON	求救按鈕
	1 GANG 2 WAY LIGHTING SWITCH	一位二路電燈掣		KITCHEN / BATHROOM LIGHT FITTING	廚房 / 浴室燈具		DOOR BELL PUSH BUTTON	門鈴按鈕
	2 GANG 2 WAY LIGHTING SWITCH	二位二路電燈掣		CEILING LIGHT FITTING	天花燈具		DOOR BELL	門鈴
	3 GANG 2 WAY LIGHTING SWITCH	三位二路電燈掣		BAL. / U.P. LIGHT FITTING	露台 / 工作平台燈具		WATER SUPPLY CONNECTION POINT FOR WASHING MACHINE	洗衣機來水接駁點
	POWER SWITCH FOR SINK / HAND WASH BASIN ELECTRIC WATER HEATER	洗滌盆 / 洗手盆電熱水爐開關掣		ELECTRIC WATER HEATER	電熱水爐		DRAINAGE CONNECTION POINT FOR WASHING MACHINE	洗衣機去水位
	POWER SWITCH FOR ELECTRIC WATER HEATER / EXHAUST FAN	電熱水爐 / 抽氣扇開關掣		THREE-PHASE ELECTRIC WATER HEATER	三相電熱水爐		TOWNGAS CONNECTION POINT FOR GAS COOKER HOB	煤氣煮食爐的煤氣喉接駁點
	WALL LIGHT FITTING	牆壁燈具					AIR-CONDITIONER POINTS	冷氣機接駁點

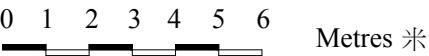
Tower 5
Helorus Boulevard
茵羅洛斯大道 第5座

Mechanical and Electrical Provision Plan
機電裝置平面圖



G/F Plan 地面層平面圖

Please refer to pages AL001 to AL004 of this sales brochure for legend of the terms and abbreviations in studying the Mechanical and Electrical Provision Plan of this section.
請參閱本售樓說明書第AL001至AL004頁之圖例以協助解讀此部分的機電裝置平面圖及其顯示之名稱及簡稱。

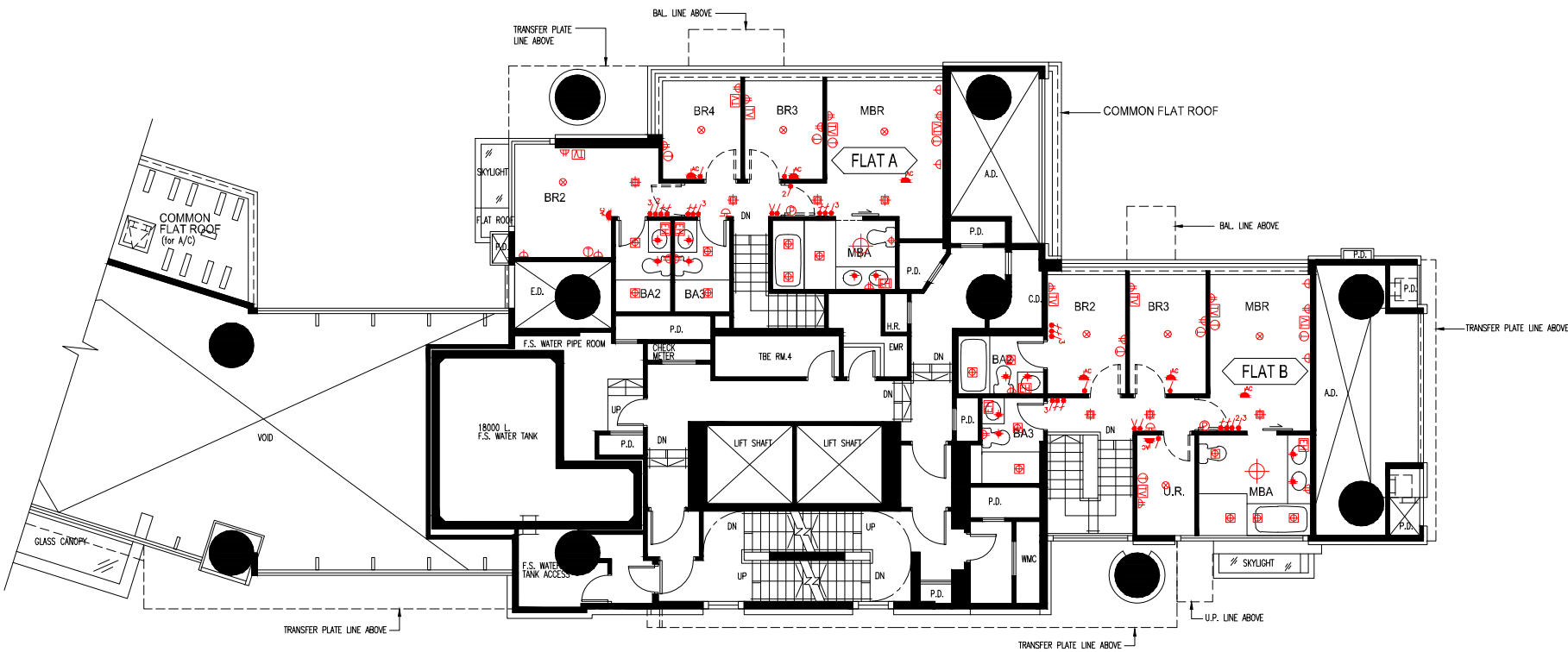


LEGEND 圖例

	MCB DISTRIBUTION BOARD	配電箱		SINGLE SOCKET POWER POINTS	單位電插座		VIDEO DOOR PHONE	視像對講機
	1 GANG LIGHTING SWITCH	一位電燈掣		TWIN SOCKET POWER POINTS	雙位電插座		TELEPHONE POINTS	電話接駁點
	2 GANG LIGHTING SWITCH	二位電燈掣		WEATHER PROOF SOCKET POWER POINTS	防水電插座		TV / FM SOCKET POINTS	電視 / 收音機天線接駁點
	3 GANG LIGHTING SWITCH	三位電燈掣		WATERPROOF WALL LIGHT FITTING	防水牆壁燈具		PANIC BUTTON	求救按鈕
	1 GANG 2 WAY LIGHTING SWITCH	一位二路電燈掣		KITCHEN / BATHROOM LIGHT FITTING	廚房 / 浴室燈具		DOOR BELL PUSH BUTTON	門鈴按鈕
	2 GANG 2 WAY LIGHTING SWITCH	二位二路電燈掣		CEILING LIGHT FITTING	天花燈具		DOOR BELL	門鈴
	3 GANG 2 WAY LIGHTING SWITCH	三位二路電燈掣		BAL. / U.P. LIGHT FITTING	露台 / 工作平台燈具		WATER SUPPLY CONNECTION POINT FOR WASHING MACHINE	洗衣機來水接駁點
	POWER SWITCH FOR SINK / HAND WASH BASIN ELECTRIC WATER HEATER	洗滌盆 / 洗手盆電熱水爐開關掣		ELECTRIC WATER HEATER	電熱水爐		DRAINAGE CONNECTION POINT FOR WASHING MACHINE	洗衣機去水位
	POWER SWITCH FOR ELECTRIC WATER HEATER / EXHAUST FAN	電熱水爐 / 抽氣扇開關掣		THREE-PHASE ELECTRIC WATER HEATER	三相電熱水爐		TOWNGAS CONNECTION POINT FOR GAS COOKER HOB	煤氣煮食爐的煤氣喉接駁點
	WALL LIGHT FITTING	牆壁燈具					AIR-CONDITIONER POINTS	冷氣機接駁點

Tower 5
Helorus Boulevard
茵羅洛斯大道 第5座

Mechanical and Electrical Provision Plan
機電裝置平面圖



UG/F Plan 地面高層平面圖

Please refer to pages AL001 to AL004 of this sales brochure for legend of the terms and abbreviations in studying the Mechanical and Electrical Provision Plan of this section.
請參閱本售樓說明書第AL001至AL004頁之圖例以協助解讀此部分的機電裝置平面圖及其顯示之名稱及簡稱。

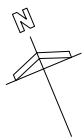


LEGEND 圖例

	MCB DISTRIBUTION BOARD	配電箱		SINGLE SOCKET POWER POINTS	單位電插座		VIDEO DOOR PHONE	視像對講機
	1 GANG LIGHTING SWITCH	一位電燈掣		TWIN SOCKET POWER POINTS	雙位電插座		TELEPHONE POINTS	電話接駁點
	2 GANG LIGHTING SWITCH	二位電燈掣		WEATHER PROOF SOCKET POWER POINTS	防水電插座		TV / FM SOCKET POINTS	電視 / 收音機天線接駁點
	3 GANG LIGHTING SWITCH	三位電燈掣		WATERPROOF WALL LIGHT FITTING	防水牆壁燈具		PANIC BUTTON	求救按鈕
	1 GANG 2 WAY LIGHTING SWITCH	一位二路電燈掣		KITCHEN / BATHROOM LIGHT FITTING	廚房 / 浴室燈具		DOOR BELL PUSH BUTTON	門鈴按鈕
	2 GANG 2 WAY LIGHTING SWITCH	二位二路電燈掣		CEILING LIGHT FITTING	天花燈具		DOOR BELL	門鈴
	3 GANG 2 WAY LIGHTING SWITCH	三位二路電燈掣		BAL. / U.P. LIGHT FITTING	露台 / 工作平台燈具		WATER SUPPLY CONNECTION POINT FOR WASHING MACHINE	洗衣機來水接駁點
	POWER SWITCH FOR SINK / HAND WASH BASIN ELECTRIC WATER HEATER	洗滌盆 / 洗手盆電熱水爐開關掣		ELECTRIC WATER HEATER	電熱水爐		DRAINAGE CONNECTION POINT FOR WASHING MACHINE	洗衣機去水位
	POWER SWITCH FOR ELECTRIC WATER HEATER / EXHAUST FAN	電熱水爐 / 抽氣扇開關掣		THREE-PHASE ELECTRIC WATER HEATER	三相電熱水爐		TOWNGAS CONNECTION POINT FOR GAS COOKER HOB	煤氣煮食爐的煤氣喉接駁點
	WALL LIGHT FITTING	牆壁燈具					AIR-CONDITIONER POINTS	冷氣機接駁點

Tower 5
Helorus Boulevard
茵羅洛斯大道 第5座

Mechanical and Electrical Provision Plan
機電裝置平面圖



1/F Plan 一樓平面圖

Please refer to pages AL001 to AL004 of this sales brochure for legend of the terms and abbreviations in studying the Mechanical and Electrical Provision Plan of this section.
請參閱本售樓說明書第AL001至AL004頁之圖例以協助解讀此部分的機電裝置平面圖及其顯示之名稱及簡稱。

LEGEND 圖例

	MCB DISTRIBUTION BOARD	配電箱		SINGLE SOCKET POWER POINTS	單位電插座		VIDEO DOOR PHONE	視像對講機
	1 GANG LIGHTING SWITCH	一位電燈掣		TWIN SOCKET POWER POINTS	雙位電插座		TELEPHONE POINTS	電話接駁點
	2 GANG LIGHTING SWITCH	二位電燈掣		WEATHER PROOF SOCKET POWER POINTS	防水電插座		TV / FM SOCKET POINTS	電視 / 收音機天線接駁點
	3 GANG LIGHTING SWITCH	三位電燈掣		WATERPROOF WALL LIGHT FITTING	防水牆壁燈具		PANIC BUTTON	求救按鈕
	1 GANG 2 WAY LIGHTING SWITCH	一位二路電燈掣		KITCHEN / BATHROOM LIGHT FITTING	廚房 / 浴室燈具		DOOR BELL PUSH BUTTON	門鈴按鈕
	2 GANG 2 WAY LIGHTING SWITCH	二位二路電燈掣		CEILING LIGHT FITTING	天花燈具		DOOR BELL	門鈴
	3 GANG 2 WAY LIGHTING SWITCH	三位二路電燈掣		BAL. / U.P. LIGHT FITTING	露台 / 工作平台燈具		WATER SUPPLY CONNECTION POINT FOR WASHING MACHINE	洗衣機來水接駁點
	POWER SWITCH FOR SINK / HAND WASH BASIN ELECTRIC WATER HEATER	洗滌盆 / 洗手盆電熱水爐開關掣		ELECTRIC WATER HEATER	電熱水爐		DRAINAGE CONNECTION POINT FOR WASHING MACHINE	洗衣機去水位
	POWER SWITCH FOR ELECTRIC WATER HEATER / EXHAUST FAN	電熱水爐 / 抽氣扇開關掣		THREE-PHASE ELECTRIC WATER HEATER	三相電熱水爐		TOWNGAS CONNECTION POINT FOR GAS COOKER HOB	煤氣煮食爐的煤氣喉接駁點
	WALL LIGHT FITTING	牆壁燈具		AIR-CONDITIONER POINTS				冷氣機接駁點

Tower 5

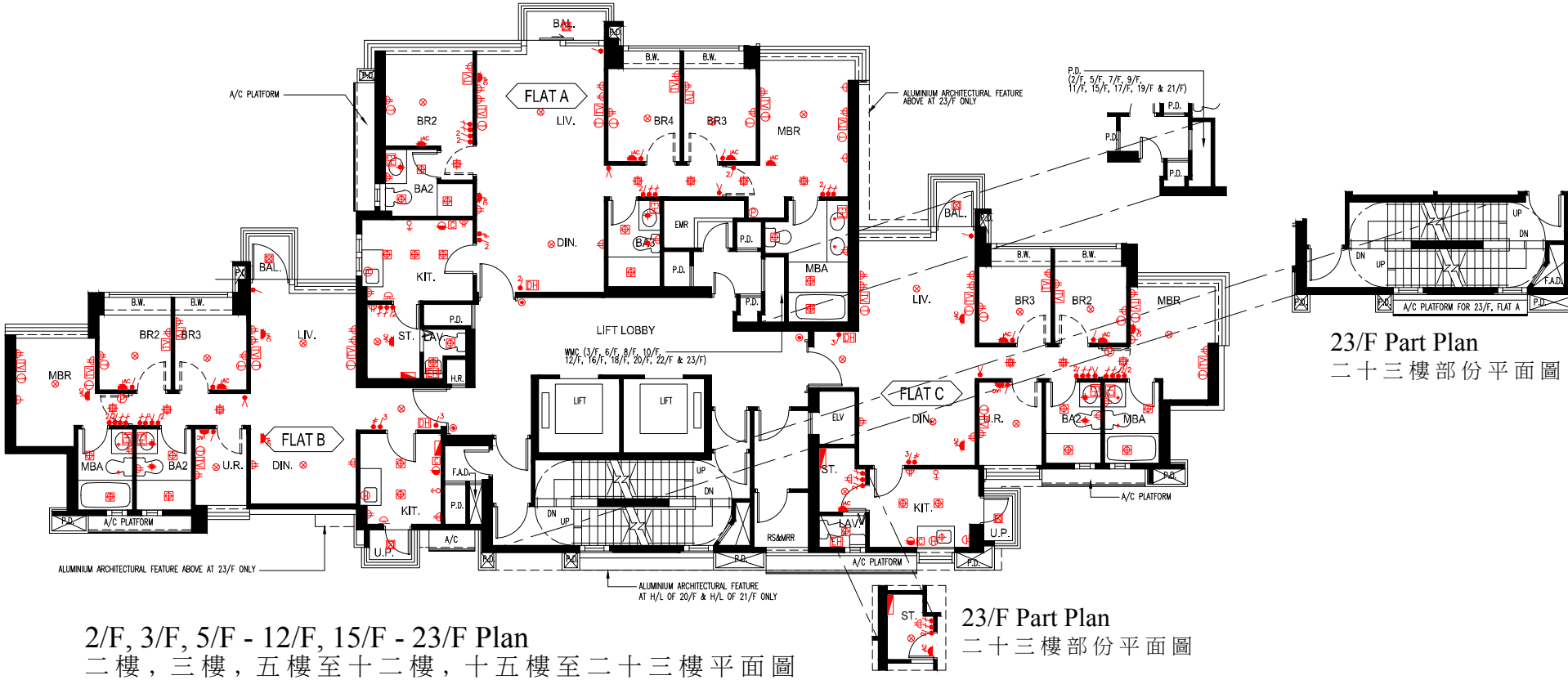
Helorus Boulevard

茵羅洛斯大道 第5座



Mechanical and Electrical Provision Plan
機電裝置平面圖

Please refer to pages AL001 to AL004 of this sales brochure for legend of the terms and abbreviations in studying the Mechanical and Electrical Provision Plan of this section.
請參閱本售樓說明書第AL001至AL004頁之圖例以協助解讀此部分的機電裝置平面圖及其顯示之名稱及簡稱。



2/F, 3/F, 5/F - 12/F, 15/F - 23/F Plan
二樓，三樓，五樓至十二樓，十五樓至二十三樓平面圖



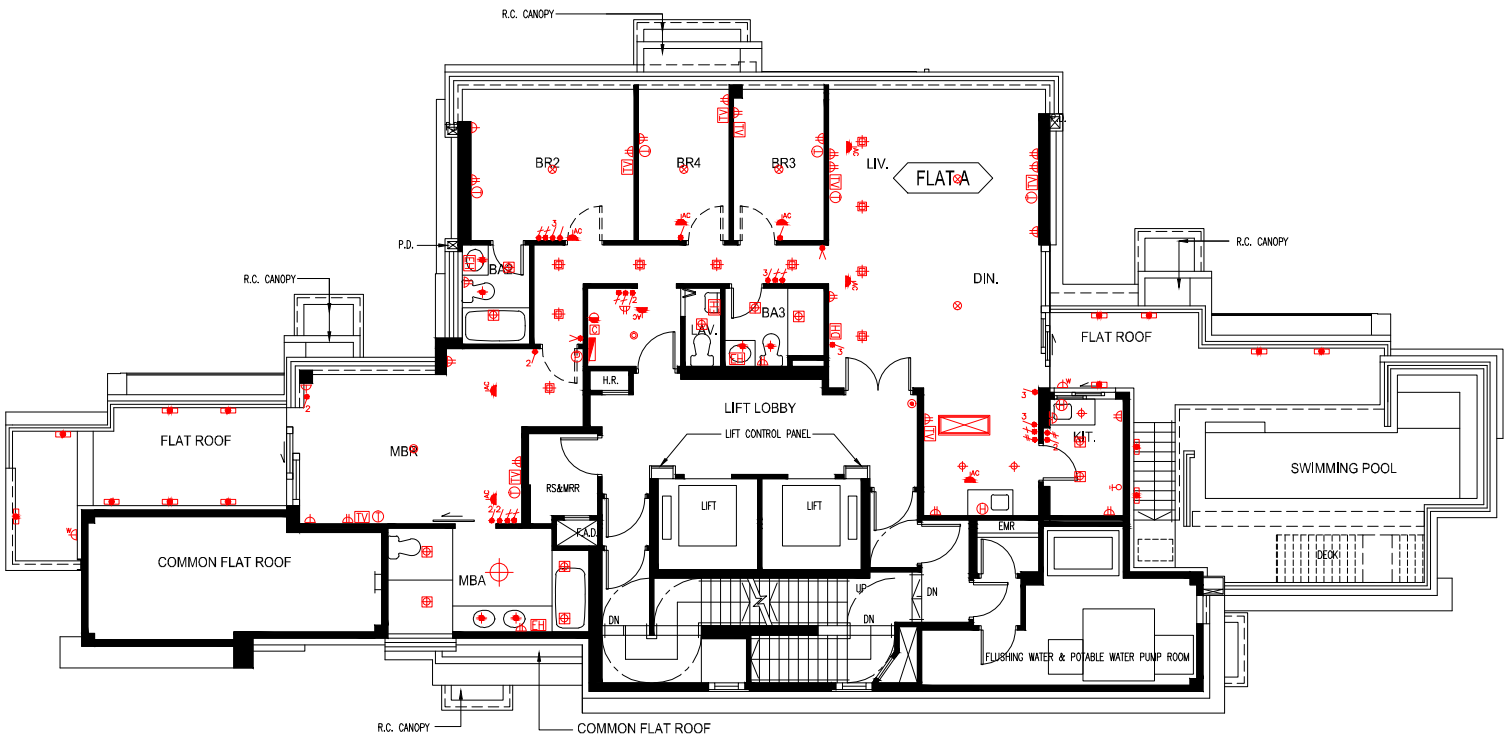
LEGEND 圖例

	MCB DISTRIBUTION BOARD	配電箱		SINGLE SOCKET POWER POINTS	單位電插座		VIDEO DOOR PHONE	視像對講機
	1 GANG LIGHTING SWITCH	一位電燈掣		TWIN SOCKET POWER POINTS	雙位電插座		TELEPHONE POINTS	電話接駁點
	2 GANG LIGHTING SWITCH	二位電燈掣		WEATHER PROOF SOCKET POWER POINTS	防水電插座		TV / FM SOCKET POINTS	電視 / 收音機天線接駁點
	3 GANG LIGHTING SWITCH	三位電燈掣		WATERPROOF WALL LIGHT FITTING	防水牆壁燈具		PANIC BUTTON	求救按鈕
	1 GANG 2 WAY LIGHTING SWITCH	一位二路電燈掣		KITCHEN / BATHROOM LIGHT FITTING	廚房 / 浴室燈具		DOOR BELL PUSH BUTTON	門鈴按鈕
	2 GANG 2 WAY LIGHTING SWITCH	二位二路電燈掣		CEILING LIGHT FITTING	天花燈具		DOOR BELL	門鈴
	3 GANG 2 WAY LIGHTING SWITCH	三位二路電燈掣		BAL. / U.P. LIGHT FITTING	露台 / 工作平台燈具		WATER SUPPLY CONNECTION POINT FOR WASHING MACHINE	洗衣機來水接駁點
	POWER SWITCH FOR SINK / HAND WASH BASIN ELECTRIC WATER HEATER	洗滌盆 / 洗手盆電熱水爐開關掣		ELECTRIC WATER HEATER	電熱水爐		DRAINAGE CONNECTION POINT FOR WASHING MACHINE	洗衣機去水位
	POWER SWITCH FOR ELECTRIC WATER HEATER / EXHAUST FAN	電熱水爐 / 抽氣扇開關掣		THREE-PHASE ELECTRIC WATER HEATER	三相電熱水爐		TOWNGAS CONNECTION POINT FOR GAS COOKER HOB	煤氣煮食爐的煤氣喉接駁點
	WALL LIGHT FITTING	牆壁燈具					AIR-CONDITIONER POINTS	冷氣機接駁點

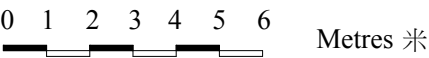
Tower 5
Helorus Boulevard
茵羅洛斯大道 第5座

Mechanical and Electrical Provision Plan
機電裝置平面圖

Please refer to pages AL001 to AL004 of this sales brochure for legend of the terms and abbreviations in studying the Mechanical and Electrical Provision Plan of this section.
請參閱本售樓說明書第AL001至AL004頁之圖例以協助解讀此部分的機電裝置平面圖及其顯示之名稱及簡稱。



25/F Plan 二十五樓平面圖

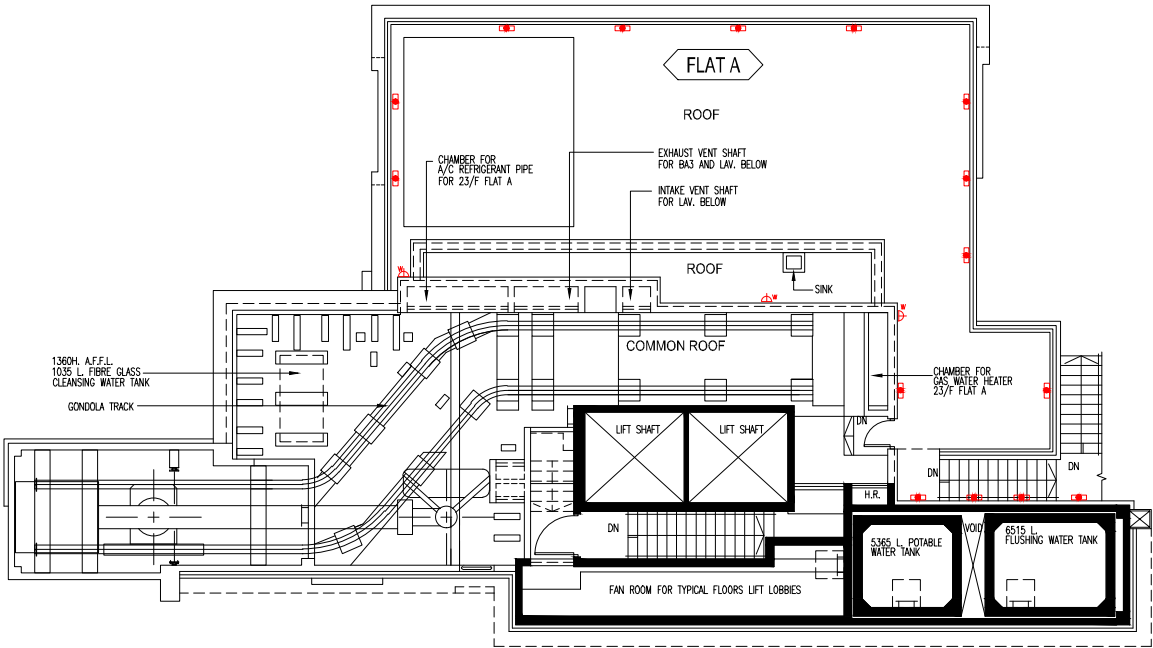


LEGEND 圖例

	MCB DISTRIBUTION BOARD	配電箱		SINGLE SOCKET POWER POINTS	單位電插座		VIDEO DOOR PHONE	視像對講機
	1 GANG LIGHTING SWITCH	一位電燈掣		TWIN SOCKET POWER POINTS	雙位電插座		TELEPHONE POINTS	電話接駁點
	2 GANG LIGHTING SWITCH	二位電燈掣		WEATHER PROOF SOCKET POWER POINTS	防水電插座		TV / FM SOCKET POINTS	電視 / 收音機天線接駁點
	3 GANG LIGHTING SWITCH	三位電燈掣		WATERPROOF WALL LIGHT FITTING	防水牆壁燈具		PANIC BUTTON	求救按鈕
	1 GANG 2 WAY LIGHTING SWITCH	一位二路電燈掣		KITCHEN / BATHROOM LIGHT FITTING	廚房 / 浴室燈具		DOOR BELL PUSH BUTTON	門鈴按鈕
	2 GANG 2 WAY LIGHTING SWITCH	二位二路電燈掣		CEILING LIGHT FITTING	天花燈具		DOOR BELL	門鈴
	3 GANG 2 WAY LIGHTING SWITCH	三位二路電燈掣		BAL. / U.P. LIGHT FITTING	露台 / 工作平台燈具		WATER SUPPLY CONNECTION POINT FOR WASHING MACHINE	洗衣機來水接駁點
	POWER SWITCH FOR SINK / HAND WASH BASIN ELECTRIC WATER HEATER	洗滌盆 / 洗手盆電熱水爐開關掣		ELECTRIC WATER HEATER	電熱水爐		DRAINAGE CONNECTION POINT FOR WASHING MACHINE	洗衣機去水位
	POWER SWITCH FOR ELECTRIC WATER HEATER / EXHAUST FAN	電熱水爐 / 抽氣扇開關掣		THREE-PHASE ELECTRIC WATER HEATER	三相電熱水爐		TOWNGAS CONNECTION POINT FOR GAS COOKER HOB	煤氣煮食爐的煤氣喉接駁點
	WALL LIGHT FITTING	牆壁燈具					AIR-CONDITIONER POINTS	冷氣機接駁點

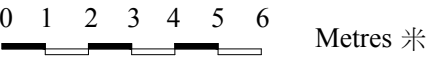
Tower 5
Helorus Boulevard
茵羅洛斯大道 第5座

Mechanical and Electrical Provision Plan
機電裝置平面圖



Roof Plan 天台平面圖

Please refer to pages AL001 to AL004 of this sales brochure for legend of the terms and abbreviations in studying the Mechanical and Electrical Provision Plan of this section.
請參閱本售樓說明書第AL001至AL004頁之圖例以協助解讀此部分的機電裝置平面圖及其顯示之名稱及簡稱。



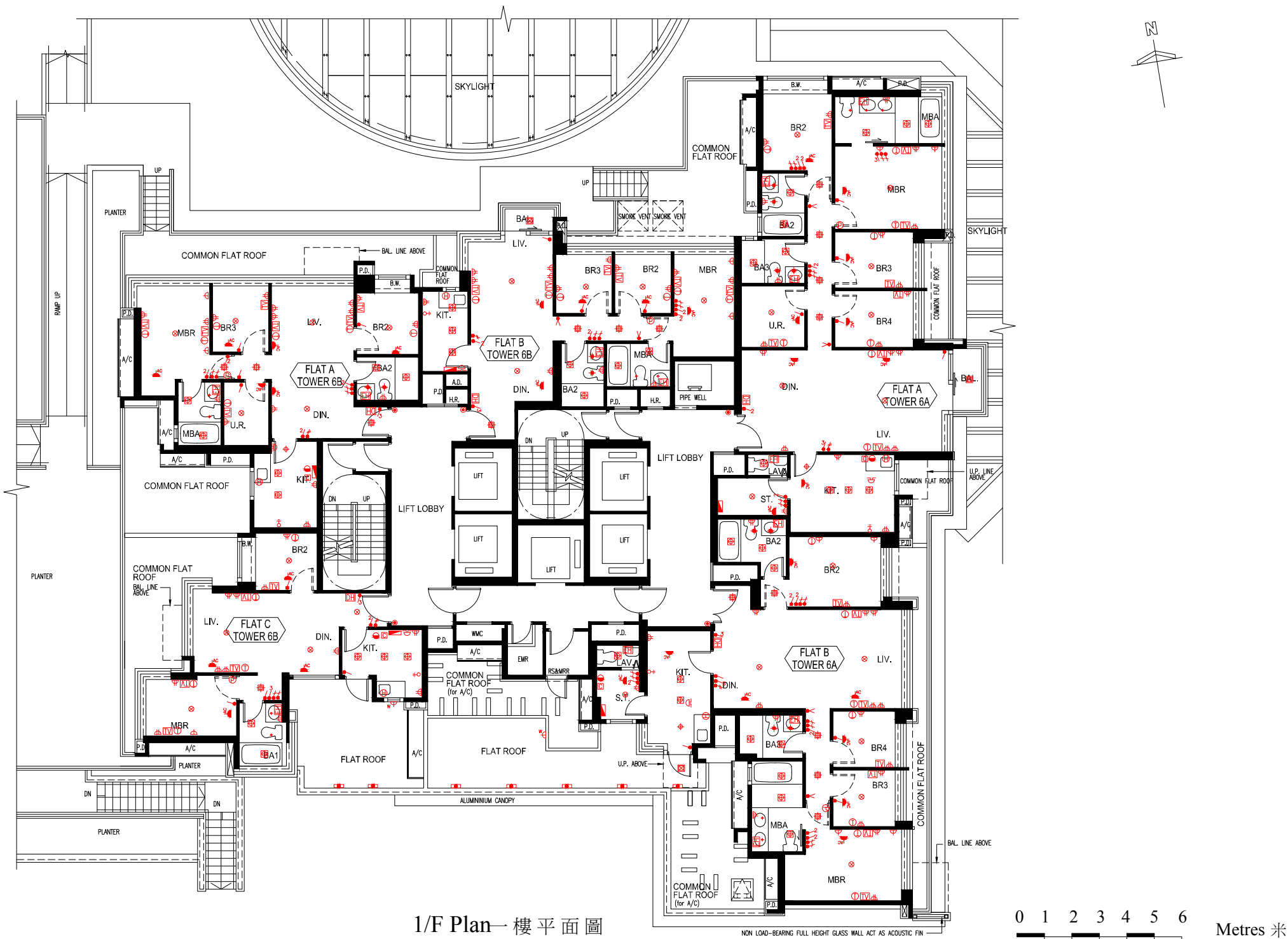
LEGEND 圖例

	MCB DISTRIBUTION BOARD	配電箱		SINGLE SOCKET POWER POINTS	單位電插座		VIDEO DOOR PHONE	視像對講機
	1 GANG LIGHTING SWITCH	一位電燈掣		TWIN SOCKET POWER POINTS	雙位電插座		TELEPHONE POINTS	電話接駁點
	2 GANG LIGHTING SWITCH	二位電燈掣		WEATHER PROOF SOCKET POWER POINTS	防水電插座		TV / FM SOCKET POINTS	電視 / 收音機天線接駁點
	3 GANG LIGHTING SWITCH	三位電燈掣		WATERPROOF WALL LIGHT FITTING	防水牆壁燈具		PANIC BUTTON	求救按鈕
	1 GANG 2 WAY LIGHTING SWITCH	一位二路電燈掣		KITCHEN / BATHROOM LIGHT FITTING	廚房 / 浴室燈具		DOOR BELL PUSH BUTTON	門鈴按鈕
	2 GANG 2 WAY LIGHTING SWITCH	二位二路電燈掣		CEILING LIGHT FITTING	天花燈具		DOOR BELL	門鈴
	3 GANG 2 WAY LIGHTING SWITCH	三位二路電燈掣		BAL. / U.P. LIGHT FITTING	露台 / 工作平台燈具		WATER SUPPLY CONNECTION POINT FOR WASHING MACHINE	洗衣機來水接駁點
	POWER SWITCH FOR SINK / HAND WASH BASIN ELECTRIC WATER HEATER	洗滌盆 / 洗手盆電熱水爐開關掣		ELECTRIC WATER HEATER	電熱水爐		DRAINAGE CONNECTION POINT FOR WASHING MACHINE	洗衣機去水位
	POWER SWITCH FOR ELECTRIC WATER HEATER / EXHAUST FAN	電熱水爐 / 抽氣扇開關掣		THREE-PHASE ELECTRIC WATER HEATER	三相電熱水爐		TOWNGAS CONNECTION POINT FOR GAS COOKER HOB	煤氣煮食爐的煤氣喉接駁點
	WALL LIGHT FITTING	牆壁燈具					AIR-CONDITIONER POINTS	冷氣機接駁點

Tower 6A & 6B
Helorus Boulevard
茵羅洛斯大道
第6A座及第6B座

Mechanical and Electrical Provision Plan
機電裝置平面圖

Please refer to pages AL001 to AL004 of this sales brochure for legend of the terms and abbreviations in studying the Mechanical and Electrical Provision Plan of this section.
請參閱本售樓說明書第AL001至AL004頁之圖例以協助解讀此部分的機電裝置平面圖及其顯示之名稱及簡稱。



LEGEND 圖例

	MCB DISTRIBUTION BOARD	配電箱		SINGLE SOCKET POWER POINTS	單位電插座		VIDEO DOOR PHONE	視像對講機
	1 GANG LIGHTING SWITCH	一位電燈掣		TWIN SOCKET POWER POINTS	雙位電插座		TELEPHONE POINTS	電話接駁點
	2 GANG LIGHTING SWITCH	二位電燈掣		WEATHER PROOF SOCKET POWER POINTS	防水電插座		TV / FM SOCKET POINTS	電視 / 收音機天線接駁點
	3 GANG LIGHTING SWITCH	三位電燈掣		WATERPROOF WALL LIGHT FITTING	防水牆壁燈具		PANIC BUTTON	求救按鈕
	1 GANG 2 WAY LIGHTING SWITCH	一位二路電燈掣		KITCHEN / BATHROOM LIGHT FITTING	廚房 / 浴室燈具		DOOR BELL PUSH BUTTON	門鈴按鈕
	2 GANG 2 WAY LIGHTING SWITCH	二位二路電燈掣		CEILING LIGHT FITTING	天花燈具		DOOR BELL	門鈴
	3 GANG 2 WAY LIGHTING SWITCH	三位二路電燈掣		BAL. / U.P. LIGHT FITTING	露台 / 工作平台燈具		WATER SUPPLY CONNECTION POINT FOR WASHING MACHINE	洗衣機來水接駁點
	POWER SWITCH FOR SINK / HAND WASH BASIN ELECTRIC WATER HEATER	洗滌盆 / 洗手盆電熱水爐開關掣		ELECTRIC WATER HEATER	電熱水爐		DRAINAGE CONNECTION POINT FOR WASHING MACHINE	洗衣機去水位
	POWER SWITCH FOR ELECTRIC WATER HEATER / EXHAUST FAN	電熱水爐 / 抽氣扇開關掣		THREE-PHASE ELECTRIC WATER HEATER	三相電熱水爐		TOWNGAS CONNECTION POINT FOR GAS COOKER HOB	煤氣煮食爐的煤氣喉接駁點
	WALL LIGHT FITTING	牆壁燈具					AIR-CONDITIONER POINTS	冷氣機接駁點

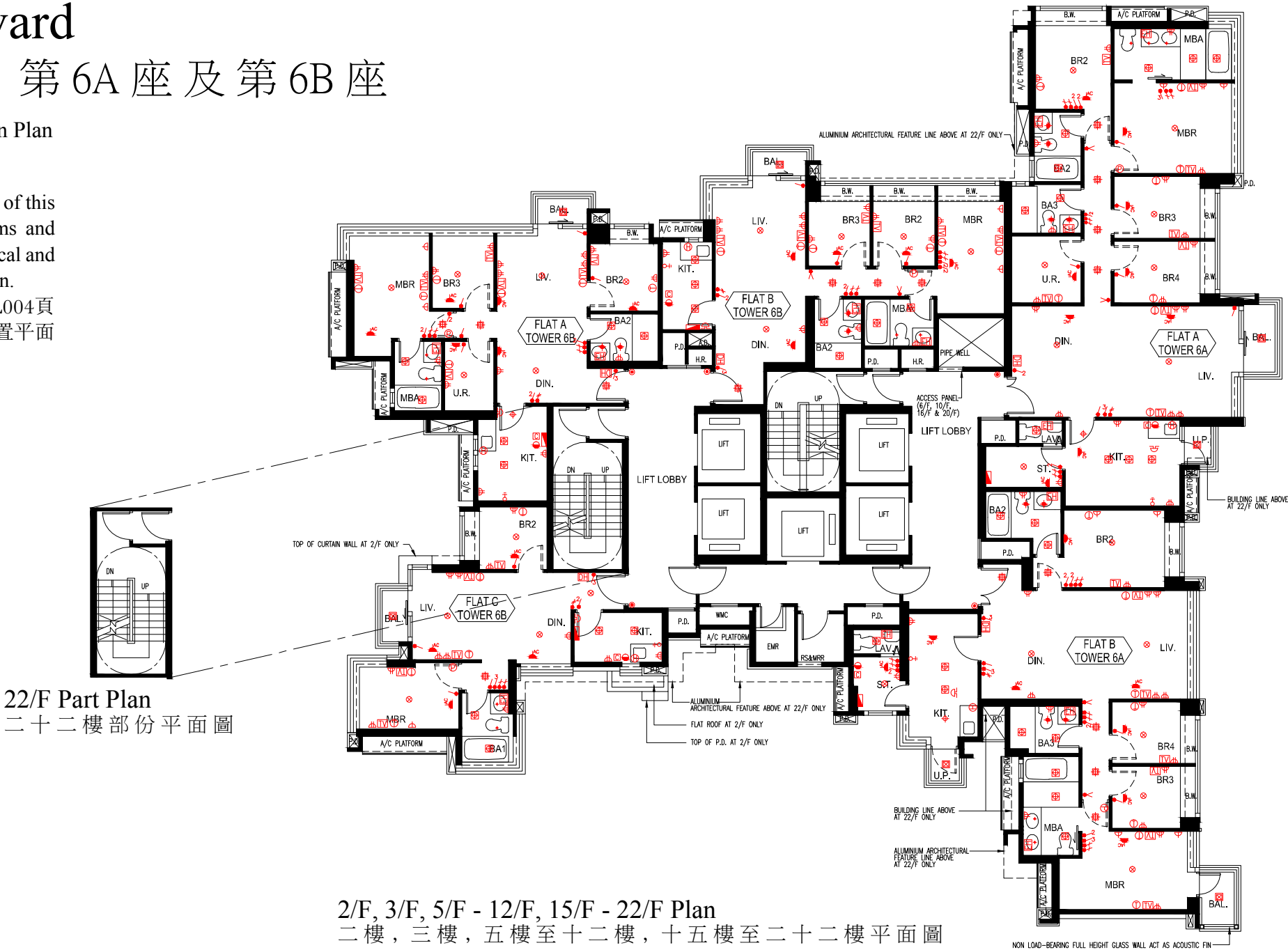
Tower 6A & 6B

Helorus Boulevard

茵羅洛斯大道 第6A座及第6B座

Mechanical and Electrical Provision Plan
機電裝置平面圖

Please refer to pages AL001 to AL004 of this sales brochure for legend of the terms and abbreviations in studying the Mechanical and Electrical Provision Plan of this section.
請參閱本售樓說明書第AL001至AL004頁之圖例以協助解讀此部分的機電裝置平面圖及其顯示之名稱及簡稱。



2/F, 3/F, 5/F - 12/F, 15/F - 22/F Plan
二樓，三樓，五樓至十二樓，十五樓至二十二樓平面圖

LEGEND 圖例

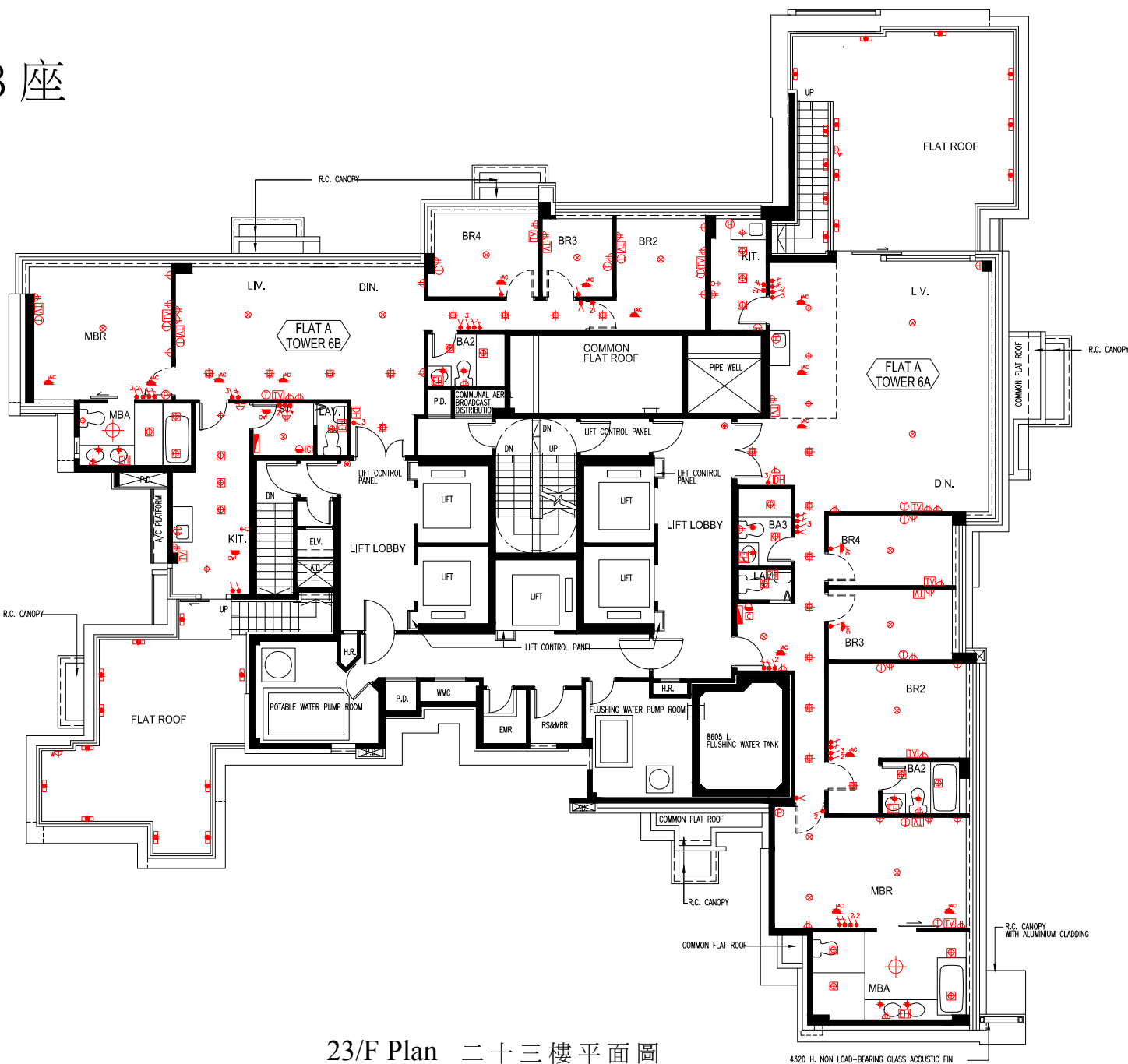
	MCB DISTRIBUTION BOARD	配電箱		SINGLE SOCKET POWER POINTS	單位電插座		VIDEO DOOR PHONE	視像對講機
	1 GANG LIGHTING SWITCH	一位電燈掣		TWIN SOCKET POWER POINTS	雙位電插座		TELEPHONE POINTS	電話接駁點
	2 GANG LIGHTING SWITCH	二位電燈掣		WEATHER PROOF SOCKET POWER POINTS	防水電插座		TV / FM SOCKET POINTS	電視 / 收音機天線接駁點
	3 GANG LIGHTING SWITCH	三位電燈掣		WATERPROOF WALL LIGHT FITTING	防水牆壁燈具		PANIC BUTTON	求救按鈕
	1 GANG 2 WAY LIGHTING SWITCH	一位二路電燈掣		KITCHEN / BATHROOM LIGHT FITTING	廚房 / 浴室燈具		DOOR BELL PUSH BUTTON	門鈴按鈕
	2 GANG 2 WAY LIGHTING SWITCH	二位二路電燈掣		CEILING LIGHT FITTING	天花燈具		DOOR BELL	門鈴
	3 GANG 2 WAY LIGHTING SWITCH	三位二路電燈掣		BAL. / U.P. LIGHT FITTING	露台 / 工作平台燈具		WATER SUPPLY CONNECTION POINT FOR WASHING MACHINE	洗衣機來水接駁點
	POWER SWITCH FOR SINK / HAND WASH BASIN ELECTRIC WATER HEATER	洗滌盆 / 洗手盆電熱水爐開關掣		ELECTRIC WATER HEATER	電熱水爐		DRAINAGE CONNECTION POINT FOR WASHING MACHINE	洗衣機去水位
	POWER SWITCH FOR ELECTRIC WATER HEATER / EXHAUST FAN	電熱水爐 / 抽氣扇開關掣		THREE-PHASE ELECTRIC WATER HEATER	三相電熱水爐		TOWNGAS CONNECTION POINT FOR GAS COOKER HOB	煤氣煮食爐的煤氣喉接駁點
	WALL LIGHT FITTING	牆壁燈具					AIR-CONDITIONER POINTS	冷氣機接駁點

Tower 6A & 6B
Helorus Boulevard

茵羅洛斯大道 第6A座及第6B座

Mechanical and Electrical Provision Plan
機電裝置平面圖

Please refer to pages AL001 to AL004 of this sales brochure for legend of the terms and abbreviations in studying the Mechanical and Electrical Provision Plan of this section.
請參閱本售樓說明書第AL001至AL004頁之圖例以協助解讀此部分的機電裝置平面圖及其顯示之名稱及簡稱。



23/F Plan 二十三樓平面圖

0 1 2 3 4 5 6 Metres 米

LEGEND 圖例

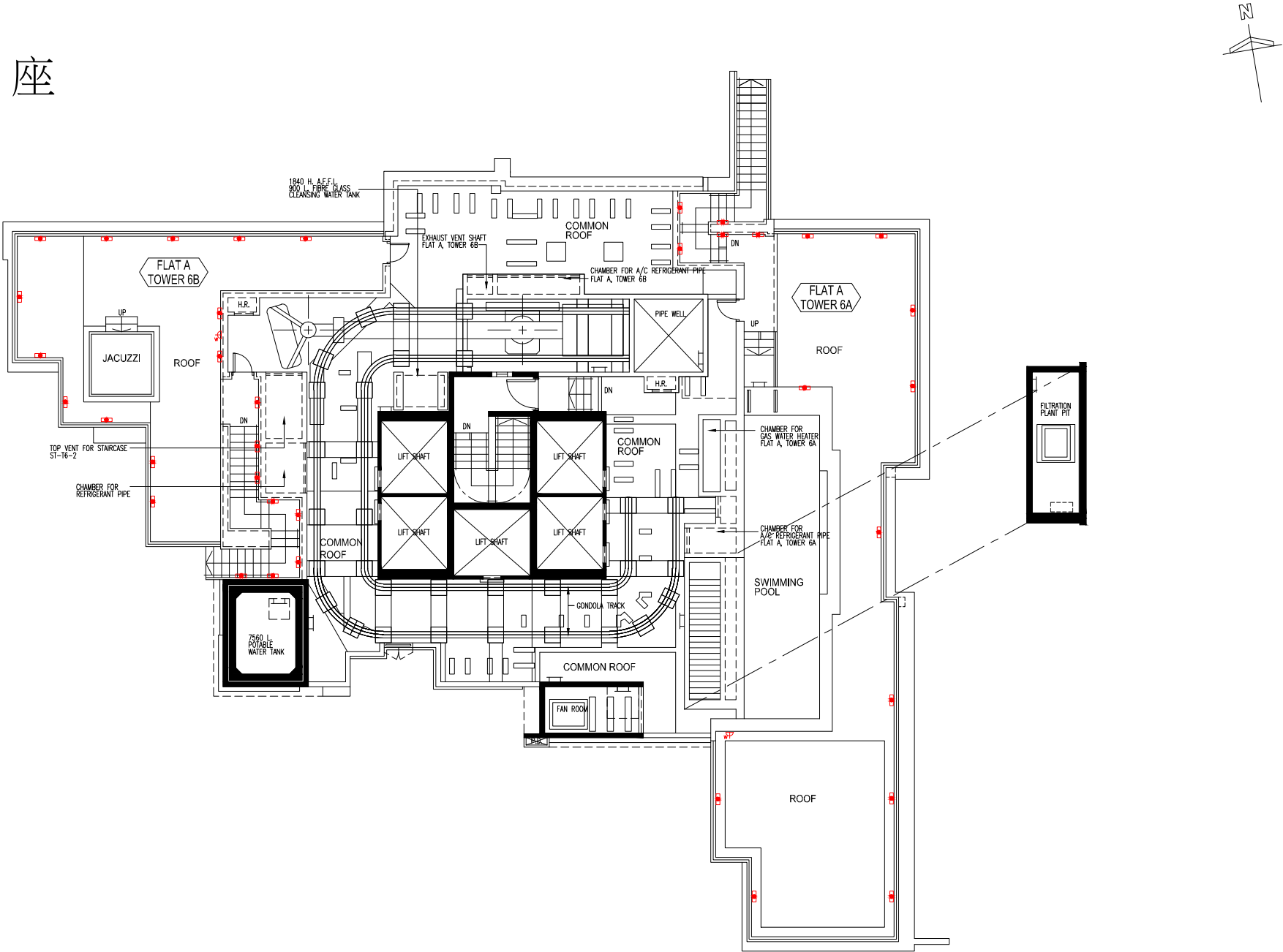
	MCB DISTRIBUTION BOARD	配電箱		SINGLE SOCKET POWER POINTS	單位電插座		VIDEO DOOR PHONE	視像對講機
	1 GANG LIGHTING SWITCH	一位電燈掣		TWIN SOCKET POWER POINTS	雙位電插座		TELEPHONE POINTS	電話接駁點
	2 GANG LIGHTING SWITCH	二位電燈掣		WEATHER PROOF SOCKET POWER POINTS	防水電插座		TV / FM SOCKET POINTS	電視 / 收音機天線接駁點
	3 GANG LIGHTING SWITCH	三位電燈掣		WATERPROOF WALL LIGHT FITTING	防水牆壁燈具		PANIC BUTTON	求救按鈕
	1 GANG 2 WAY LIGHTING SWITCH	一位二路電燈掣		KITCHEN / BATHROOM LIGHT FITTING	廚房 / 浴室燈具		DOOR BELL PUSH BUTTON	門鈴按鈕
	2 GANG 2 WAY LIGHTING SWITCH	二位二路電燈掣		CEILING LIGHT FITTING	天花燈具		DOOR BELL	門鈴
	3 GANG 2 WAY LIGHTING SWITCH	三位二路電燈掣		BAL. / U.P. LIGHT FITTING	露台 / 工作平台燈具		WATER SUPPLY CONNECTION POINT FOR WASHING MACHINE	洗衣機來水接駁點
	POWER SWITCH FOR SINK / HAND WASH BASIN ELECTRIC WATER HEATER	洗滌盆 / 洗手盆電熱水爐開關掣		ELECTRIC WATER HEATER	電熱水爐		DRAINAGE CONNECTION POINT FOR WASHING MACHINE	洗衣機去水位
	POWER SWITCH FOR ELECTRIC WATER HEATER / EXHAUST FAN	電熱水爐 / 抽氣扇開關掣		THREE-PHASE ELECTRIC WATER HEATER	三相電熱水爐		TOWNGAS CONNECTION POINT FOR GAS COOKER HOB	煤氣煮食爐的煤氣喉接駁點
	WALL LIGHT FITTING	牆壁燈具					AIR-CONDITIONER POINTS	冷氣機接駁點

Tower 6A & 6B
Helorus Boulevard

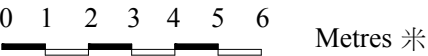
茵羅洛 斯大道 第6A座及第6B座

Mechanical and Electrical Provision Plan
機電裝置平面圖

Please refer to pages AL001 to AL004 of this sales brochure for legend of the terms and abbreviations in studying the Mechanical and Electrical Provision Plan of this section.
請參閱本售樓說明書第AL001至AL004頁之圖例以協助解讀此部分的機電裝置平面圖及其顯示之名稱及簡稱。



Roof Plan 天台平面圖



LEGEND 圖例

	MCB DISTRIBUTION BOARD	配電箱		SINGLE SOCKET POWER POINTS	單位電插座		VIDEO DOOR PHONE	視像對講機
	1 GANG LIGHTING SWITCH	一位電燈掣		TWIN SOCKET POWER POINTS	雙位電插座		TELEPHONE POINTS	電話接駁點
	2 GANG LIGHTING SWITCH	二位電燈掣		WEATHER PROOF SOCKET POWER POINTS	防水電插座		TV / FM SOCKET POINTS	電視 / 收音機天線接駁點
	3 GANG LIGHTING SWITCH	三位電燈掣		WATERPROOF WALL LIGHT FITTING	防水牆壁燈具		PANIC BUTTON	求救按鈕
	1 GANG 2 WAY LIGHTING SWITCH	一位二路電燈掣		KITCHEN / BATHROOM LIGHT FITTING	廚房 / 浴室燈具		DOOR BELL PUSH BUTTON	門鈴按鈕
	2 GANG 2 WAY LIGHTING SWITCH	二位二路電燈掣		CEILING LIGHT FITTING	天花燈具		DOOR BELL	門鈴
	3 GANG 2 WAY LIGHTING SWITCH	三位二路電燈掣		BAL. / U.P. LIGHT FITTING	露台 / 工作平台燈具		WATER SUPPLY CONNECTION POINT FOR WASHING MACHINE	洗衣機來水接駁點
	POWER SWITCH FOR SINK / HAND WASH BASIN ELECTRIC WATER HEATER	洗滌盆 / 洗手盆電熱水爐開關掣		ELECTRIC WATER HEATER	電熱水爐		DRAINAGE CONNECTION POINT FOR WASHING MACHINE	洗衣機去水位
	POWER SWITCH FOR ELECTRIC WATER HEATER / EXHAUST FAN	電熱水爐 / 抽氣扇開關掣		THREE-PHASE ELECTRIC WATER HEATER	三相電熱水爐		TOWNGAS CONNECTION POINT FOR GAS COOKER HOB	煤氣煮食爐的煤氣喉接駁點
	WALL LIGHT FITTING	牆壁燈具					AIR-CONDITIONER POINTS	冷氣機接駁點

Service agreements 服務協議

- Potable and flushing water is supplied by Water Supplies Department.
 - Electricity is supplied by CLP Power Hong Kong Limited.
 - Towngas is supplied by The Hong Kong and China Gas Company Limited.
- 食水及沖廁水由水務署提供。
 - 電力由中華電力有限公司提供。
 - 煤氣由香港中華煤氣有限公司提供。

Government rent 地稅

The Vendor will pay/has paid (as the case may be) all outstanding Government rent in respect of the Land on which the Development is in the course of being erected up to and including the date of the Assignment of the residential property.

賣方將會繳付/已繳付(視情況而定)就發展項目所興建於之該地段之地租直至包括住宅物業之買賣成交日期。

Miscellaneous payments by purchaser 買方的雜項付款

- On the delivery of the vacant possession of the residential property to the purchaser, the purchaser is liable to reimburse the vendor (Ease Gold Development Limited) for the deposits for water, electricity and gas.¹
- On that delivery, the purchaser is not liable to pay to the vendor (Ease Gold Development Limited) a debris removal fee.¹

Note:

- The purchaser should pay to the Manager the deposits for communal water, electricity and gas and the debris removal fee.

- 在向買方交付住宅物業在空置情況下的管有權時，買方須向賣方(宜金發展有限公司)補還水、電力及氣體的按金。¹

- 在交付時，買方不須向賣方(宜金發展有限公司)支付清理廢料的費用。¹

附註：

- 買方須向發展項目經理人繳付公用水、電力及氣體按金及清理廢料的費用。

Defect liability warranty period 欠妥之處的保養責任期

Defects liability warranty period for the Residential Units and the fittings, finishes and appliances as provided in the Agreement for Sale and Purchase is within six (6) months from the date of completion of the sale and purchase.

按買賣合約規定，住宅單位及住宅單位內裝置、裝修物料及設備之欠妥之處的保養責任期為住宅單位之成交日期起計為期六(6)個月內。



Maintenance of slopes 斜坡維修

- (1) The Land Grant requires the owners of the Development (including the owners of the residential properties) to maintain slopes at their own costs.
 - (2) Special Condition No. (40) of the Land Grant stipulates that “Where there is or has been any cutting away, removal or setting back of any land, or any building-up or filling-in or any slope treatment works of any kind whatsoever, whether with or without the prior written consent of the Director, either within the lot or on any Government land, which is or was done for the purpose of or in connection with the formation, levelling or development of the lot or any part thereof or any other works required to be done by the Grantee under these Conditions, or for any other purpose, the Grantee shall at his own expense carry out and construct such slope treatment works, retaining walls or other support, protection, drainage or ancillary or other works as shall or may then or at any time thereafter be necessary to protect and support such land within the lot and also any adjacent or adjoining Government or leased land and to obviate and prevent any falling away, landslip or subsidence occurring thereafter. The Grantee shall at all times during the term hereby agreed to be granted maintain at his own expense the said land, slope treatment works, retaining walls or other support, protection, drainage or ancillary or other works in good and substantial repair and condition to the satisfaction of the Director.”
 - (3) Each of the residential owners is obliged to contribute towards the costs of the maintenance work.
 - (4) The plan for the slopes, retaining walls and related structures (“Slopes and Retaining Walls”) constructed or to be constructed, within or outside the land on which the Development is situated is set out on page BC002.
 - (5) Under the Deed of Mutual Covenant of the Development, the Manager shall have the owners’ authority to engage suitable qualified personnel to inspect, keep and maintain in good substantial repair and condition and carry out any necessary works in respect of the Slopes and Retaining Walls in compliance with the Land Grant, the Slope Maintenance Manual and all guidelines issued from time to time by the appropriate government department regarding the maintenance of slopes, retaining walls and related structures.
- (1) 批地文件規定，發展項目的擁有人（包括住宅物業的擁有人）須自費維修斜坡。
 - (2) 批地文件的特殊條件第(40)條規定 “如在該地段或在任何政府土地上有削除、移除或移後土地的情況，或者施行任何性質的建築、填土或斜坡處理工程，不論是否已經先行徵得地政總署署長的書面同意，凡是為構造、平整或發展該地段或者當中任何部分、或者是為執行承授人在此等條款下需要進行的其他工程，又或者為其他目的，承授人應自費執行及建造為保護和支撐該地段內有關土地以及毗鄰或毗連的政府土地或租賃土地，以避免其後發生泥石墜落、山泥傾瀉、地陷等情況所必需的該等斜坡處理工程、護土牆、其他支撐、保護、排水、附屬或其他各種工程。承授人應在本協議同意批地的整個期間內，自費維修上述土地、斜坡處理工程、護土牆或其他支撐、保護、排水、附屬或其他各種工程，使其處於良好修葺的狀況，達致地政總署署長滿意。”
 - (3) 每名住宅物業擁有人均須分擔維修工程的費用。
 - (4) 第BC002頁之圖則顯示已經或將會在發展項目所位於的土地之內或之外建造的斜坡、護土牆及有關構築物（「斜坡及護土牆」）。
 - (5) 根據發展項目公契，管理人獲擁有人授權，按政府批地文件、斜坡維修手冊，以及不時由適當的政府部門就維修斜坡、護土牆及有關的構築物而發出的指引，聘請適合及具資格的人員檢查、維持及維修「斜坡及護土牆」，使其處於良好修葺的狀況，並就其進行必需的工程。



SLOPES AND RETAINING WALLS PLAN
斜坡及護土牆示意圖

LEGEND 圖例

-  SLOPES AND RETAINING WALLS 斜坡及護土牆
-  BOUNDARY LINE OF DEVELOPMENT 發展項目邊界線

Modification 修訂

No application to the Government for a modification of the Land Grant for this Development is underway.

本發展項目現時並沒有向政府提出申請修訂批地文件。

Relevant information 有關資料

Mitigation measures required by Noise Impact Assessment

According to the noise impact assessment report approved by the Environmental Protection Department, noise mitigation measures in the form of self protective building design (single aspect building design), acoustic fins and fixed window glazing have been provided in the Development.

Location of the acoustic fins and fixed window glazing for noise mitigation is presented in the approved general building plans, Deed of Mutual Covenant and floor plans of residential properties in the Development in this sales brochure. Such acoustic fins and fixed window glazing shall not be removed or altered without the approval of the relevant authorities.

Mitigation measures required by Drainage Impact Assessment

According to drainage impact assessment report approved by the Planning Department and Drainage Services Department, necessary drainage measures to alleviate flooding risks at adjoining areas to the Development as approved by the relevant authorities have been provided in the Development.

All drainage measures required by the Drainage Impact Assessment and provided in the Development shall be maintained and operated by all owners of the Development at their own expense.

Planning Permission of an adjoining area in the Development

A planning permission under Application No.A/YL-KTN/401 (as subsequently amended by an Amendment Application No.A/YL-KTN/401-1) was granted by the Town Planning Board on 15th March 2013 for a temporary public vehicle park (for private cars only) at various lots in Demarcation District No.103 adjoining the Development. Details of the planning application and approval can be obtained via the Town Planning Board link (http://www.ozp.tpb.gov.hk/doc/apply/YL-KTN_401_tc.pdf and <http://www.ozp.tpb.gov.hk/default.aspx>). For information relating to planning applications submitted in the vicinity of the Development, please visit Town Planning Board’s website (<http://www.info.gov.hk/tpb/>).

Planning Application of a site adjoining the Development

A Section 16 planning application under the Town Planning Ordinance (Cap. 131 Laws of Hong Kong) in support of a proposed residential development, in relation to a site adjoining to the western boundary of the Development and located to the east of Au Tau Interchange, halfway between Yuen Long and Kam Tin (“the Application Site”), has been submitted to the Town Planning Board. The Application Site is currently zoned “Residential (Group E)” on the Approved Kam Tin North Outline Zoning Plan No. S/YL-KTN/9. For information relating to planning applications submitted in the vicinity of the Development from time to time, please visit Town Planning Board’s website (<http://www.info.gov.hk/tpb/>).

Operation of Gondola

During necessary maintenance of external walls of Towers 1, 2, 3, 5, 6A and 6B of Helorus Boulevard arranged by the manager of the Development, the gondola will be operating in the airspace outside windows and above the garden and flat roof of flats in such towers.

噪音影響評估報告要求的緩解措施

根據環保署批准的噪聲影響評估報告，噪音緩解措施包括自我保護建築設計（單向開窗的建築設計），隔聲鰭及固定窗戶已在發展項目中提供。

作噪音緩解作用之隔聲鰭及固定窗戶位置在經批准的建築圖則，公契及本售樓書內發展項目的住宅物業的樓面平面圖上展示，在未經有關當局批准前，不得拆除或改動該等隔聲鰭及固定窗戶。

渠務影響評估報告要求的緩解措施

根據規劃署及渠務署批准的渠務影響評估報告，為減低毗鄰地區發生水浸風險所需的排水措施已按照有關當局批准的設計在發展項目中提供。

所有按渠務影響評估報告要求提供及已在發展項目中提供之排水措施必須由發展項目之所有業權擁有人自費維修及維持其運作。

發展項目毗連區域之規劃許可

城市規劃委員會已於2013年3月15日批准規劃申請編號：A/YL/KTN/401(其後經規劃申請編號：A/YL/KTN/401-1修訂)，於發展項目毗連之丈量約份第103約若干地段上設置臨時公眾停車場(私家車)。該規劃申請及批准詳情可於下列城規會網頁查閱 (http://www.ozp.tpb.gov.hk/doc/apply/YL-KTN_401_tc.pdf及<http://www.ozp.tpb.gov.hk/default.aspx>)。就有關發展項目附近土地之規劃申請，請瀏覽城市規劃委員會網頁(<http://www.info.gov.hk/tpb/>)。

發展項目毗連區域之規劃申請

就毗連發展項目西面地界線及位於元朗及錦田中途的凹頭交匯處之東面的地盤(「申請地盤」)之擬建住宅發展項目，已向城市規劃委員會提交《城市規劃條例》(香港法例第131章)第16條之規劃申請。按錦田北分區計劃大綱核准圖圖則編號S/YL-KTN/9，申請地盤現已規劃為「住宅(戊類)」。就有關發展項目附近不時提交之土地規劃申請，請瀏覽城市規劃委員會網頁(<http://www.info.gov.hk/tpb/>)。

吊船之運作

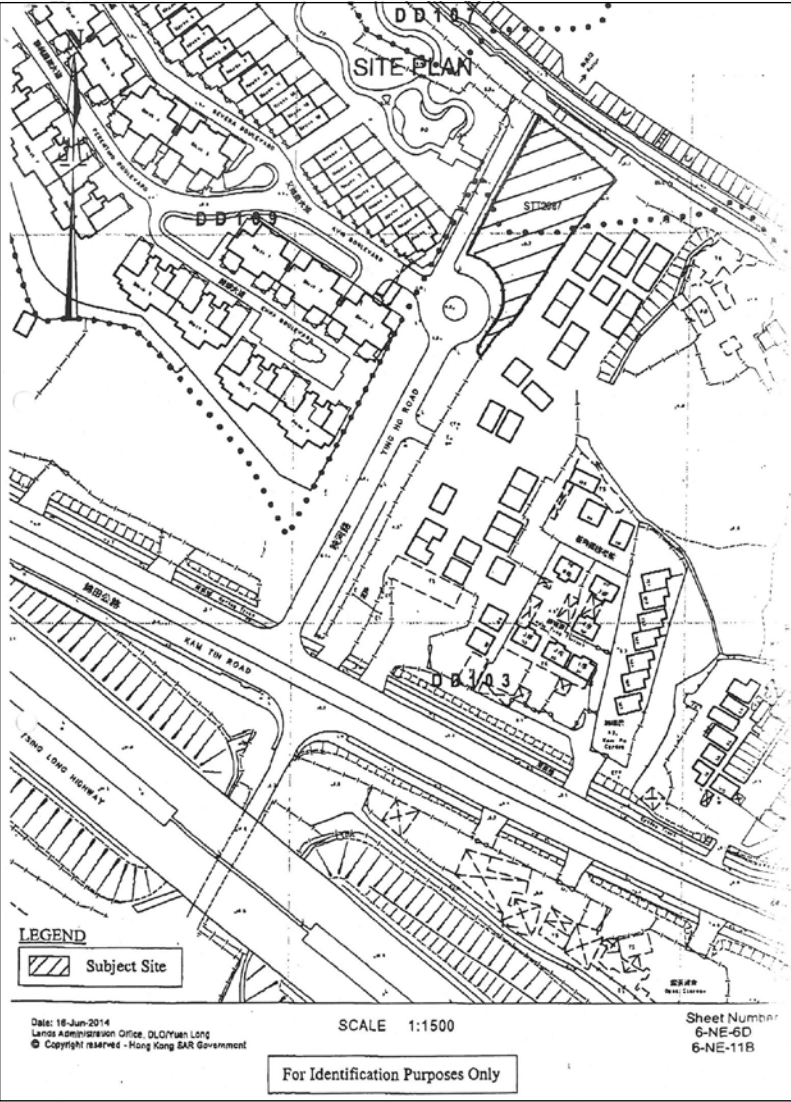
在發展項目茵羅洛斯大道第1、2、3、5、6A及6B座外牆進行由發展項目的管理人安排的必需保養期間，吊船會在該座等單位之窗外、花園及平台對上的上空操作。

Relevant information 有關資料

Consultation on the proposed tender of Short Term Tenancy for public fee-paying car-park by the Lands Department

A consultation on the proposed tender of short term tenancy No.2687 (“STT”) for public fee-paying car-park was recently held by the Lands Department in June 2014 under their reference number DLOYL 144/YAT/2013. The proposed land to be let (the “Land to be Let”) is located in Ko Po Tsuen, Kam Tin, Yuen Long, and is shown hatched black in the plan below.

The term of the proposed STT is one year and to be continued quarterly thereafter. The proposed use is a public fee-paying car-park for the parking of motor vehicles currently licensed under the Road Traffic Ordinance (Cap. 374) (excluding medium or heavy goods vehicles, tractors, trailers and container vehicles with or without containers, trailers or tractors as defined in the Road Traffic Ordinance (Cap. 374)).



The above plan is reproduced from the location plan annexed to the information note in relation to the consultation on the proposed tender of STT by the Lands Department. This plan is for showing the location of the Land to be Let only. Other matters shown in this plan may not reflect their latest conditions.

Re-delivery of Yellow Area to the Government

Pursuant to Special Condition No.(7)(b) of the Land Grant, possession of the Yellow Area (as defined in Special Condition No.(6) of the Land Grant) had been re-delivered or deemed to have been re-delivered to the Government on 2nd December 2014.

Website address of the Development 發展項目互聯網網址

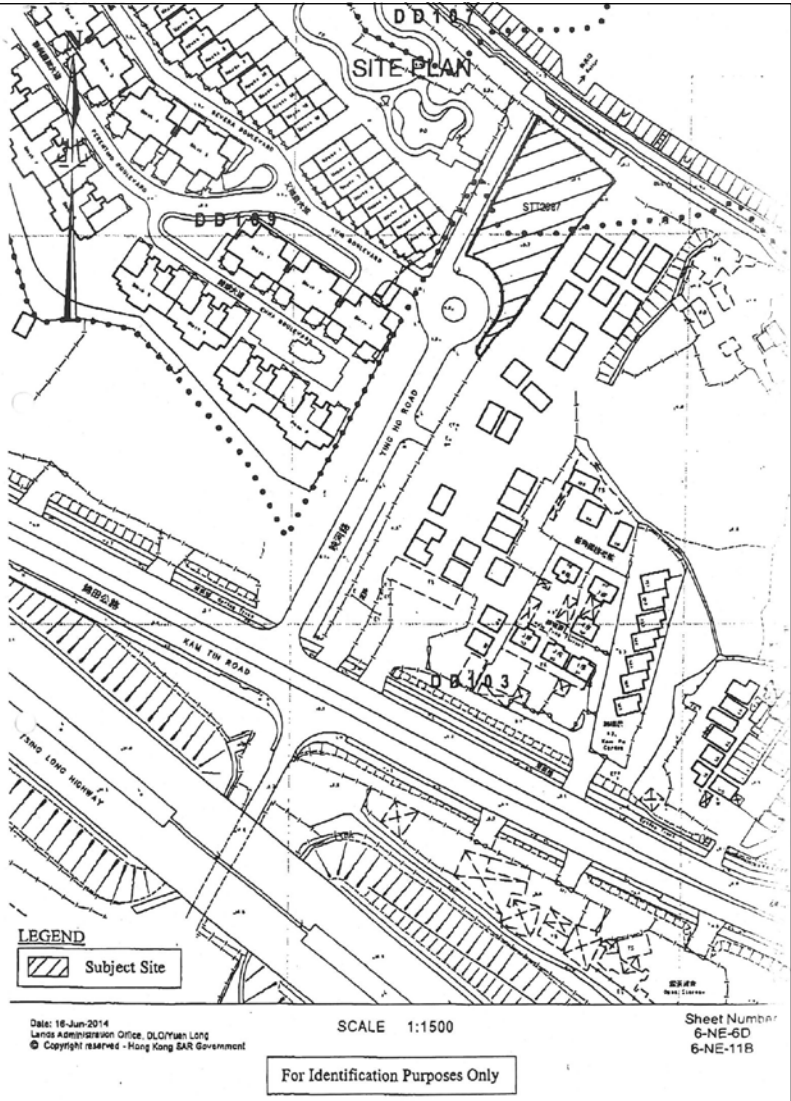
The website address designated by the Vendor for the Development:

www.riva.hk

地政總署就擬訂招標出租短期租約作收費公眾停車場進行諮詢

地政總署最近曾於二零一四年六月就擬訂招標出租短期租約第2687號作收費公眾停車場（「短期租約」）進行諮詢（地政總署檔號DLOYL 144/YAT/2013），擬議出租用地（「該出租用地」）位於元朗錦田高埔村，見下圖以黑色斜線顯示。

擬訂招標出租短期租約的租期先定1年，其後按季續租。擬議作收費公眾停車場，供停泊現時根據《道路交通條例》（第374章）領有牌照的汽車（不包括根據《道路交通條例》（第374章）所界定的中型或重型貨車，以及拖頭、拖架、連或不連貨櫃、拖架或拖頭的貨櫃車）。



上圖是複印自附於地政總署就擬訂招標出租短期租約進行諮詢的參考便覽的位置圖，僅作顯示該出租用地位置，圖中所示之其他事項未必能反映其最新狀況。

交還黃色區域予政府

根據批地文件特殊條件第(7)(b)條，黃色區域(其定義見批地文件特殊條件第(6)條)的管有權已經於2014年12月2日交還或被視為已經交還予政府。

賣方就發展項目指定的互聯網網站的網址：

www.riva.hk

Information in application for concession on gross floor area of building 申請建築物總樓面面積寬免的資料

Breakdown of GFA Concessions Obtained of All Features

Latest information on breakdown of GFA concessions as shown on the general building plans submitted to and approved by the Building Authority (BA) prior to the printing of the sales brochure is tabulated below. Information marked (#) may be based on information provided by the authorized person if the sales brochure is printed prior to submission of the final amendment plans to the BA. The breakdown of GFA concessions may be subject to further changes until final amendment plans are submitted to and approved by the BA prior to the issuance of the occupation permit for the development.

獲寬免總樓面面積的設施分項

於印製售樓說明書前呈交予並已獲建築事務監督批准的建築圖則上有關總樓面面積寬免的分項的最新資料，請見下表。如印製售樓說明書時尚未呈交最終修訂圖則予建築事務監督，則有(#)號的資料可以由認可人士提供的資料作為基礎。直至最終修訂圖則於發出入伙紙前呈交予並獲建築事務監督批准前，以下分項資料仍可能有所修改。

		Area (m²) 面積(平方米)
Disregarded GFA under Building (Planning) Regulation 23(3)(b) 根據《建築物(規劃)規例》第23(3)(b)條不計算的總樓面面積		
1.(#)	Carpark and loading/unloading area excluding public transport terminus 停車場及上落客貨地方(公共交通總站除外)	22675.112
2.	Plant rooms and similar services 機房及相類設施	
2.1	Mandatory feature or essential plant room, area of which is limited by respective Practice Notes for Authorized Persons, Registered Structural Engineers and Registered Geotechnical Engineers (PNAP) or regulation such as lift machine room, telecommunications and broadcasting (TBE) room, refuse storage and material recovery chamber, etc. 所佔面積受相關《認可人士、註冊結構工程師及註冊岩土工程師作業備考》或規例限制的強制性設施或必要機房，例如升降機機房、電訊及廣播設備室、垃圾及物料回收房等	1068.645
2.2(#)	Mandatory feature or essential plant room, area of which is NOT limited by any PNAP or regulation such as room occupied solely by fire services installations (FSI) and equipment, meter room, transformer room, potable and flushing water tank, etc. 所佔面積不受任何《認可人士、註冊結構工程師及註冊岩土工程師作業備考》或規例限制的強制性設施或必要機房，例如僅供消防裝置及設備佔用的房間、電錶房、電力變壓房、食水及鹹水缸等	5455.030
2.3	Non-mandatory or non-essential plant room such as air-conditioning plant room, air handling unit (AHU) room, etc. 非強制性或非必要機房，例如空調機房、風櫃房等	1092.736

		Area (m²) 面積(平方米)
Green Features under Joint Practice Notes 1 and 2 根據聯合作業備考第1及第2號提供的環保設施		
3.	Balcony 露台	1288.905
4.	Wider common corridor and lift lobby 加闊的公用走廊及升降機大堂	726.209
5.	Communal sky garden 公用空中花園	Not Applicable 不適用
6.	Acoustic fin 隔音鰭	0.234
7.	Wing wall, wind catcher and funnel 翼牆、捕風器及風斗	Not Applicable 不適用
8.	Non-structural prefabricated external wall 非結構預製外牆	357.209
9.	Utility platform 工作平台	552.000
10.	Noise barrier 隔音屏障	Not Applicable 不適用

Information in application for concession on gross floor area of building 申請建築物總樓面面積寬免的資料

		Area (m²) 面積(平方米)
Amenity Features 適意設施		
11.	Counter, office, store, guard room and lavatory for watchman and management staff, Owners’ Corporation Office 供保安人員和管理處員工使用的櫃枱、辦公室、儲物室、警衛室和廁所、業主立案法團辦公室	323.818
12.	Residential Recreational facilities including void, plant room, swimming pool filtration plant room, covered walkway etc. serving solely the recreational facilities 住宅康樂設施，包括僅供康樂設施使用的中空、機房、游泳池的濾水器機房、有蓋人行道等	4320.653
13.	Covered landscaped and play area 有上蓋的園景區及遊樂場	386.857
14.	Horizontal screens/covered walkways, trellis 橫向屏障 / 有蓋人行道、花棚	34.958
15.	Larger lift shaft 擴大升降機井道	977.097
16.	Chimney shaft 煙囪管道	Not Applicable 不適用
17.	Other non-mandatory or non-essential plant room, such as boiler room, satellite master antenna television (SMATV) room. 其他非強制性或非必要機房，例如鍋爐房、衛星電視共用天線房	Not Applicable 不適用
18.(#)	Pipe duct, air duct for mandatory feature or essential plant room 強制性設施或必要機房所需的管槽、氣槽	737.721
19.	Pipe duct, air duct for non-mandatory or non-essential plant room 非強制性設施或非必要機房所需的管槽、氣槽	232.900
20.	Plant room, pipe duct, air duct for environmentally friendly system and feature. 環保系統及設施所需的機房、管槽及氣槽	196.723
21.	Void in duplex domestic flat and house 複式住宅單位及洋房的中空	Not Applicable 不適用
22.	Projections such as air-conditioning box and platform with a projection of more than 750 mm from the external wall. 伸出物，如空調機箱及伸出外牆超過750毫米的平台	Not Applicable 不適用

		Area (m²) 面積(平方米)
Other Exempted Items 其他項目		
23.(#)	Refuge floor including refuge floor cum sky garden 庇護層，包括庇護層兼空中花園	Not Applicable 不適用
24.(#)	Other projections 其他伸出物	5779.274
25.	Public transport terminus 公共交通總站	Not Applicable 不適用
26.(#)	Party structure and common staircase 共用構築物及樓梯	Not Applicable 不適用
27.(#)	Horizontal area of staircase, lift shaft and vertical duct solely serving floor accepted as not being accountable for GFA. 僅供獲接納不計入總樓面面積的樓層使用的樓梯、升降機槽及垂直管道的水平面積	3831.242
28.(#)	Public passage 公眾通道	Not Applicable 不適用
29.	Covered set back area 因建築物後移導致的覆蓋面積	Not Applicable 不適用
Bonus GFA 額外總樓面面積		
30.	Bonus GFA 額外總樓面面積	Not Applicable 不適用

Note :The above table is based on the requirements as stipulated in the Practice Note for Authorized Persons, Registered Structural Engineers and Registered Geotechnical Engineers ADM-2 issued by the Buildings Department. The Buildings Department may revise such requirements from time to time as appropriate.
註： 上述表格是根據屋宇署所發出的《認可人士、註冊結構工程師及註冊岩土工程師作業備考》ADM-2規定的要求而制訂的。屋宇署會按實際需要不時更改有關要求。

The approved general building plans of this development are not subject to the requirements stipulated in the Practice Note for Authorized Persons, Registered Structural Engineers and Registered Geotechnical Engineers APP-151 issued by the Building Authority. Environmental assessment and information on the estimated energy performance or consumption for the common parts of this development were not required to be submitted to the Building Authority as a prerequisite for the granting of gross floor area concessions.
本發展項目的經批准一般建築圖則不受由建築事務監督發出的《認可人士、註冊結構工程師及註冊岩土工程師作業備考》APP-151規定規限。本發展項目的環境評估及公用部份的預計能量表現或消耗的資料無須呈交建築事務監督，以作為批予總樓面面積寬免的先決條件。

Changes 改變

There may be future changes to the development and the surrounding areas.

發展項目及其周邊地區日後可能出現改變。

Date of printing of sales brochure 售樓說明書印製日期

Date of printing of Sales Brochure: 8th January 2014.

售樓說明書印製日期: 2014年1月8日。

Examination Record
檢視記錄

Examination/Revision Date 檢視/修改日期	Revision Made 所作修改	
	Page Number 頁次	Revision Made 所作修改
13th January 2014 2014年1月13日	AL013	The G/F plan is revised. 修改地面層平面圖。
	AL052	The G/F plan is revised. 修改地面層平面圖。
	AL180	The floor plan for Flat A is revised. 修改A單位之平面圖。
	AM006	The area of Yard for Diveria Boulevard House 1 is revised. 修改迪維尼亞大道1號洋房之庭院面積。
	AM007	The area of Roof for Diveria Boulevard House 18 is revised. 修改迪維尼亞大道18號洋房之天台面積。
	AM029	Insert the “-” symbol for the area of Utility Platform for Flat B, 1/F, Helorus Boulevard Tower 2. 於茵羅洛斯大道第2座1樓B單位之面積一項加上“-”之符號。
		The Saleable Area and area of balcony for Flat C, 2/F-23/F, Helorus Boulevard Tower 2 are revised. 修改茵羅洛斯大道第2座2樓至23樓C單位之實用面積及露台面積。
	AM033	The Saleable Area for Flat B, 2/F-22/F, Helorus Boulevard Tower 6B is revised. 修改茵羅洛斯大道第6B座2樓至22樓B單位之實用面積。
29th January 2014 2014年1月29日	AD001	The information on authorized institution that has made a loan, or has undertaken to provide finance, for the construction of the Development is updated. 更新已為發展項目的建造提供貸款或已承諾為該項目建造提供融資的認可機構的資料。
	AL007, AL008, AL010, AL011	The thickness of the floor slabs (excluding plaster) and G/F floor plan are revised. 修改樓板(不包括灰泥)的厚度及地面層樓面平面圖。
	AL009, AL037, AL077, AL083, AL195, AL196	The thickness of the floor slabs (excluding plaster) are revised. 修改樓板(不包括灰泥)的厚度。
	AL023, AL038, AL039, AL040, AL041, AL042, AL051, AL052	The G/F floor plan is revised. 修改地面層樓面平面圖。
	AL012	The 1/F floor plan is revised. 修改一樓樓面平面圖。
	AL013	The floor-to-floor height and G/F floor plan are revised. 修改層與層之間的高度及地面層樓面平面圖。
	AL021	The G/F and 1/F floor plans are revised. 修改地面層及一樓樓面平面圖。 Dimensions are updated on the G/F plan. 更新地面層樓面平面圖尺寸。
	AL014, AL015, AL016, AL017, AL018, AL019, AL020	The G/F, 1/F and 2/F floor plans are revised. 修改地面層、一樓及二樓樓面平面圖。 Dimensions are updated on the G/F floor plan. 更新地面層樓面平面圖尺寸。
	AM029	Insert the “-” symbol for the area of Utility Platform for Flat B, 1/F, Helorus Boulevard Tower 2. 於茵羅洛斯大道第2座1樓B單位工作平台之面積一項加上“-”之符號。

Examination Record
檢視記錄

Examination/Revision Date 檢視/修改日期	Revision Made 所作修改	
	Page Number 頁次	Revision Made 所作修改
29th January 2014 2014年1月29日	AN007	Title of the table is revised from “Location, Numbers, Dimensions and Areas of Parking Spaces at B/F (including those belong to Houses):” to “Location, Numbers (excluding those belong to Houses), Dimensions and Areas of Parking Spaces at B/F.” 列表的標題由「地庫層停車位位置、數目、尺寸及停車位面積(包含洋房所屬停車位):」修改為「地庫層停車位位置、數目(不包含洋房所屬停車位)、尺寸及停車位面積:」。
	AX132, AX133, AX135, AX136, AX138, AX148, AX163, AX164, AX165, AX166, AX167, AX176, AX177	The G/F Mechanical and Electrical Provision plan is revised. 修改地面層機電裝置平面圖。
	AX137	The 1/F Mechanical and Electrical Provision plan is revised. 修改一樓機電裝置平面圖。
	AX146	The G/F and 1/F Mechanical and Electrical Provision plans are revised. 修改地面層及一樓機電裝置平面圖。
	AX139, AX140, AX141, AX142, AX143, AX144, AX145	The G/F, 1/F and 2/F Mechanical and Electrical Provision plans are revised. 修改地面層、一樓及二樓機電裝置平面圖。
	AX247, AX259, AX265, AX271, AX277, AX283, AX289, AX295	The 11/F Mechanical and Electrical Provision plan is revised. 修改十一樓機電裝置平面圖。
27th February 2014 2014年2月27日	AL089, AL119	The G/F floor plan is revised. 修改地面層平面圖。
	AL007, AL008, AL009, AL010, AL011, AL021, AL022, AL023, AL024, AL025, AL033, AL034, AL037, AL038, AL039, AL040, AL041, AL042, AL051, AL052, AL191	The 1/F floor plan is revised. 修改一樓樓面平面圖。
	AL022, AL023, AL024, AL025, AL034, AL037	The 2/F floor plan is revised. 修改二樓樓面平面圖。
	AL012, AL039	The Roof floor plan is revised. 修改天台平面圖。
	AX132, AX133, AX134, AX135, AX136, AX146, AX147, AX148, AX149, AX150, AX158, AX159, AX162, AX163, AX164, AX165, AX166, AX167, AX176, AX177	The 1/F Mechanical and Electrical Provision plan is revised. 修改一樓機電裝置平面圖。
	AX147, AX148, AX149, AX150, AX159, AX162	The 2/F Mechanical and Electrical Provision plan is revised. 修改二樓機電裝置平面圖。
	AX137, AX164	The Roof Mechanical and Electrical Provision plan is revised. 修改天台機電裝置平面圖。
3rd April 2014 2014年4月3日	AH001	The Location Plan is updated. 更新位置圖。
	AX002, AX004, AX007, AX010, AX012, AX014, AX016, AX018	Description of 3.(g) is revised. 修改3.(g) 的描述。
	AX002, AX004, AX007, AX010	Description of 3.(j) is revised. 修改3.(j) 的描述。
	AX003, AX005, AX008, AX013, AX015, AX017	Description of 1.(c) is revised. 修改1.(c) 的描述。
13th May 2014 2014年5月13日	AJ001	The Outline Zoning Plan is updated. 更新分區計劃大綱圖。
	AJ001A	Additional page for updated Outline Zoning Plan. 附加頁供已更新的分區計劃大綱圖。
	AJ001B	Blank page. 空白頁。

Examination Record
檢視記錄

Examination/Revision Date 檢視/修改日期	Revision Made 所作修改	
	Page Number 頁次	Revision Made 所作修改
12th August 2014 2014年8月12日	AB001, AB002, AB003, AB004	Notes to purchasers of first-hand residential properties are updated. 更新一手住宅物業買家須知。
	AH001	Location plan of the Development is updated. 更新發展項目的所在位置圖。
	BD / BE / BF001	Additional page for updated Relevant information. 附加頁供已更新的有關資料。 Additional page for Website address of the Development. 附加頁供發展項目互聯網網址。
12th November 2014 2014年11月12日	AH001	Location plan of the Development is updated. 更新發展項目的所在位置圖。
	AI001	Aerial photograph of the Development is updated. 更新發展項目的鳥瞰照片。
	AI001A, AI001B	Additional pages for updated Aerial photograph of the Development. 附加頁供已更新的發展項目的鳥瞰照片。
	AG001, AP001, AP006, AP007, AP012, AV /AW	The status of the deed of mutual covenant and the appointment of the manager of the Development are updated. (The deed of mutual covenant has been executed.) 更新公契的狀況及發展項目的管理人的委任狀況(公契已經簽立)。
12th February 2015 2015年2月12日	AH001	Location plan of the Development is updated. 更新發展項目的所在位置圖。
	AJ001	The Outline Zoning Plan is updated. 更新分區計劃大綱圖。
	AJ001A, AJ001B	These pages are deleted. 此頁已刪除。
	BD / BE / BF001	Relevant information is updated. 更新有關資料。
12th May 2015 2015年5月12日	AI001B	Aerial photograph of the Development is updated. 更新發展項目的鳥瞰圖。
	BD / BE / BF	Relevant information is updated. 更新有關資料。
12th August 2015 2015年8月12日	AD001	The name of one of the firm of solicitors acting for the owner in relation to the sale of residential properties in the Development (in English) is updated. 更新就發展項目中的住宅物業的出售而代表擁有人行事的其中之一的律師事務所之名稱(英文)。
	AE001	The name of Woo Kwan Lee & Lo (in English) is updated. 更新胡關李羅律師行之名稱(英文)。
	AH001	Location plan of the Development is updated. 更新發展項目的所在位置圖。
	AJ002	The Outline Zoning Plan is updated. 更新分區計劃大綱圖。
12th November 2015 2015年11月12日	AI001	Aerial photograph of the Development is updated. 更新發展項目的鳥瞰照片。
	AI001A, AI001B	These pages are deleted. 此頁已刪除。

Examination Record
檢視記錄

Examination/Revision Date 檢視/修改日期	Revision Made 所作修改	
	Page Number 頁次	Revision Made 所作修改
2nd February 2016 2016年2月2日	No revision made. 並無作出修改。	
29th April 2016 2016年4月29日	AI001	Aerial photograph of the Development is updated. 更新發展項目的鳥瞰照片。
	AI001A	Additional page for updated Aerial photograph of the Development. 附加頁供已更新的發展項目的鳥瞰照片。
	AI001B	Blank page. 空白頁。
28th July 2016 2016年7月28日	AH001	Location plan of the Development is updated. 更新發展項目的所在位置圖。
27th October 2016 2016年10月27日	AH001	Location plan of the Development is updated. 更新發展項目的所在位置圖。
	AJ002	The Outline Zoning Plan is updated. 更新分區計劃大綱圖。
19th January 2017 2017年1月19日	AH001	Location plan of the Development is updated. 更新發展項目的所在位置圖。
19th April 2017 2017年4月19日	No revision made. 並無作出修改。	
19th July 2017 2017年7月19日	AH001	Location plan of the Development is updated. 更新發展項目的所在位置圖。
19th October 2017 2017年10月19日	AB001, AB002, AB003, AB004	Notes to Purchasers of First-hand Residential Properties are updated. 更新一手住宅物業買家須知。
	AB005, AB006	Additional pages for updated Notes to Purchasers of First-hand Residential Properties. 附加頁供已更新的一手住宅物業買家須知。
	AI001B	Aerial photograph of the Development is updated. 更新發展項目的鳥瞰照片。
18th January 2018 2018年1月18日	AH001	Location plan of the Development is updated. 更新發展項目的所在位置圖。
	AI001	Aerial photograph of the Development is updated. 更新發展項目的鳥瞰照片。
	AI001A, AI001B	These pages are deleted. 此等頁數已刪除。
	AJ002	The Outline Zoning Plan is updated. 更新分區計劃大綱圖。
18th April 2018 2018年4月18日	AH001	Location plan of the Development is updated. 更新發展項目的所在位置圖。
	AI001A, AI001B	Additional pages for updated Aerial photograph of the Development. 附加頁供已更新的發展項目的鳥瞰照片。