

22. 裝置、裝修物料及設備

FITTINGS, FINISHES AND APPLIANCES

1. 外部裝修物料 - 標準單位包括1至3號屋、6號屋、9至12號屋、15至16號屋、20至23號屋、26號屋、28號屋、29至33號屋各層單位 (32號屋之地庫及地下複式單位除外)

a.	外牆	住宅外牆裝配掛石及鋁質裝飾板，鋁質太陽擋及百葉。
b.	窗	選用焗漆及噴漆鋁窗配清玻璃。
c.	窗台	用料為鋼筋混凝土及焗漆及噴漆鋁窗配清玻璃，窗台面鋪砌麻石。
d.	花槽	花槽鋪砌瓷磚。
e.	陽台或露台	i 露台設置金屬欄河、鑲清玻璃。 露台外牆：裝配掛石。 露台天花：鋁質假天花(只適用於第1至3號屋、第6號屋之一樓單位)。其餘露台天花髹乳膠漆。 露台地台：裝配木地台。 ii 露台有蓋。 iii 沒有陽台。
f.	乾衣設施	沒有。

2. 室內裝修物料 - 標準單位包括1至3號屋、6號屋、9至12號屋、15至16號屋、20至23號屋、26號屋、28號屋、29至33號屋各層單位 (32號屋之地庫及地下複式單位除外)

a.	大堂	沒有大堂。
b.	內牆及天花板	客、飯廳及睡房內牆使用磚牆及石矢牆。磚牆牆身面批纖維灰及髹乳膠漆。石矢牆身面批英泥沙底纖維灰及髹乳膠漆。天花批纖維灰及髹乳膠漆。
c.	內部地板	客、飯廳及睡房地台鋪砌木面複合地板連木腳線。
d.	浴室	外露地台鋪砌瓷磚。外露牆身鋪砌瓷磚至鋁質假天花底。
e.	廚房	外露地台鋪砌瓷磚。外露牆身鋪砌瓷磚至鋁質及石膏板假天花底。灶台鋪設無縫人造塑料。

3. 室內裝置 - 標準單位包括1至3號屋、6號屋、9至12號屋、15至16號屋、20至23號屋、26號屋、28號屋、29至33號屋各層單位 (32號屋之地庫及地下複式單位除外)

a.	門	
	單位大門	大門選用木紋防火膠板面實心木門配油漆木門框，配門鎖、門鼓、防盜眼。
	地庫大門 (只適用於29至31及33號屋之地庫及地下複式單位)	大門選用木紋防火膠板面實心木門配油漆木門框，配門鎖、門鼓、防盜眼。
	睡房門 (只適用於29至31及33號屋之地庫及地下複式單位)	選用木紋防火膠板面木門配油漆木門框，裝配門鎖。
	主人睡房門 (只適用於29至31及33號屋之地庫及地下複式單位)	選用木紋防火膠板面木門配油漆木門框，裝配門鎖。
	儲物間門 (只適用於29至31及33號屋之地庫及地下複式單位)	選用木紋防火膠板面木門配油漆木門框，裝配門鎖。
	浴室門	選用木紋防火膠板面木門配油漆木門框，裝配門鎖。
	洗手間門 (只適用於9至12號屋、15至16號屋、20至23號屋、26屋、28至31號屋及33號屋)	選用木紋防火膠板面木門配油漆木門框，裝配門鎖。
	廚房門	選用木紋防火膠板面及玻璃面實心木門配油漆木門框，裝配門鼓及門鎖。
b.	浴室	配以搪瓷洗面盆、鍍鉻洗面盆水龍頭、搪瓷坐廁及鋼瓷釉浴缸 (1500毫米長 x 750毫米寬 x 420毫米高)。裝設鏡面木櫃、木製面盆櫃及無縫人造塑料檯面，另設有鍍鉻毛巾架及廁紙架，冷熱供水系統用料為銅喉。隨樓附送之設備及品牌，請參考「設備說明」。
	主人浴室 (只適用於29至33號屋之一樓及二樓複式單位之二樓樓層)	配以搪瓷洗面盆、鍍鉻洗面盆水龍頭、搪瓷坐廁及鋼瓷釉角落式浴缸 (1690毫米半徑 x 2372毫米弧長 x 380毫米高)。裝設鏡面木櫃、木製面盆櫃及無縫人造塑料檯面，另設有鍍鉻毛巾架及廁紙架，冷熱供水系統用料為銅喉。隨樓附送之設備及品牌，請參考「設備說明」。
	主人浴室 (只適用於29至31及33號屋之地庫及地下複式單位之地下樓層)	配以搪瓷洗面盆、鍍鉻洗面盆水龍頭、搪瓷坐廁及鋼瓷釉浴缸 (1500毫米長 x 750毫米寬 x 380毫米高)，配以清玻璃企缸間。裝設鏡面木櫃、木製面盆櫃及無縫人造塑料檯面，另設有鍍鉻毛巾架及廁紙架，冷熱供水系統用料為銅喉。隨樓附送之設備及品牌，請參考「設備說明」。
c.	廚房	膠板面木製上下層廚櫃，不銹鋼洗滌盆(30至31及33號屋之地庫及地下複式單位為不銹鋼雙洗滌盆)及鍍鉻洗滌龍頭。 裝有抽油煙機、雙頭煤氣煮食爐(30至31及33號屋之地庫及地下複式單位為三頭煤氣煮食爐)、微波爐、蒸爐、雪櫃、二合一洗衣乾衣機及煤氣熱水爐。冷熱供水系統用料為銅喉。隨樓附送之設備及品牌，請參考「設備說明」。
d.	睡房	沒有。
e.	電話	客、飯廳及睡房(除儲物間)均裝有電話插座。接駁點的位置及數目，請參考「機電裝置數量說明表」及「機電裝置平面圖」。
f.	天線	客、飯廳及睡房(除儲物間)均裝有電視、電台接收插座。接駁點的位置及數目，請參考「機電裝置數量說明表」及「機電裝置平面圖」。
g.	電力裝置	裝有線路的插座、燈掣及空調接駁點。導管是部分隱藏及部分外露 ¹ 。每戶提供單相電力並裝妥微型斷路器。電話座及空調接駁點的位置及數目，請參考「機電裝置數量說明表」及「機電裝置平面圖」。
h.	氣體供應	每戶裝有煤氣喉接駁煤氣煮食爐及煤氣熱水爐。煤氣熱水爐的位置請參考「機電裝置平面圖」。
i.	洗衣機接駁點	設有洗衣機來去水接駁喉位。接駁點的位置請參考「機電裝置平面圖」。
j.	供水	冷熱水喉採用配有隔熱絕緣保護之銅喉。水管是部分隱藏及部分外露 ² 。熱水爐供應廚房及浴室熱水。

備註: 1. 除部分隱藏於混凝土內之導管外，其他部分的導管均為外露。外露的導管可能被假天花、假陣、貯存櫃、覆面、非混凝土間牆、指定之槽位或其他物料遮蓋。

2. 除部分隱藏於混凝土內之水管外，其他部分的水管均為外露。外露的水管可能被假天花、假陣、貯存櫃、覆面、非混凝土間牆、指定之槽位或其他物料遮蓋。

22. 裝置、裝修物料及設備

FITTINGS, FINISHES AND APPLIANCES

4. 雜項 - 標準單位包括1至3號屋、6號屋、9至12號屋、15至16號屋、20至23號屋、26號屋、28號屋、29至33號屋各層單位 (32號屋之地庫及地下複式單位除外)

a.	升降機	會所設有升降機一部行走地下至天台層（品牌：迅達 型號：MX-GC）所有住宅屋座沒有升降機。
b.	信箱	每戶住戶單位均設有不銹鋼信箱。
c.	垃圾收集	地下層設有兩個垃圾收集站，由清潔工人定時收集垃圾。
d.	水錶、電錶及氣體錶	水錶及電錶皆設置於停車場樓層之共用錶房內。氣體錶設置於每個住宅單位內。水錶、電錶及氣體錶均是獨立的錶。

5. 保安設施 - 標準單位包括1至3號屋、6號屋、9至12號屋、15至16號屋、20至23號屋、26號屋、28號屋、29至33號屋各層單位 (32號屋之地庫及地下複式單位除外)

a.	保安系統	屋苑圍牆、停車場及屋苑入口均設有閉路電視連接管理處。
b.	入口通道控制系統	屋苑入口設有訪客對講機。

6. 單位設備說明 - 標準單位包括1至3號屋、6號屋、9至12號屋、15至16號屋、20至23號屋、26號屋、28號屋、29至33號屋各層單位 (32號屋之地庫及地下複式單位除外)

位置	設備	適用單位	品牌	型號(如有) 室外機/室內機
客、飯廳	分體式冷氣機	所有單位	白朗	BC24SG / BE24SG
睡房	分體式冷氣機	所有單位	白朗	BC09SG / BE09SG
主人睡房	分體式冷氣機	所有單位	白朗	BG218MSC / BG209MSE

位置	設備	適用單位	品牌	型號(如有)
客、飯廳	視像對講機	30, 31, 33號屋之地庫及地下複式單位之地庫樓層	TCS	IUK50
單位大門位	視像對講機	30, 31, 33號屋之地庫及地下複式單位之地下樓層	TCS	IUK50
廚房	抽油煙機	所有單位	TGC	Cube
	雙頭煤氣煮食爐	所有單位 (除30, 31, 33號屋之地庫及地下複式單位)	TGC	TGC RTB72G
	三頭煤氣煮食爐	30, 31, 33號屋之地庫及地下複式單位	TGC	H06 RTB 73-G-B
	微波爐	所有單位	西門子家電	HF15M560HK
	蒸爐	所有單位	西門子家電	HB24D561E
	雪櫃	所有單位	惠而浦	WF195
	二合一洗衣乾衣機	所有單位	西門子家電	WD10D520HK
	煤氣熱水爐	所有單位	TGC	RJW160TFQL & RJW220TFQL
	抽氣扇	所有單位	伊馬司	TUB 215(170mm)
浴室	抽氣扇	所有單位	Ostberg	RFE 140 BKU aut.tp.MkII Gelec

賣方承諾如該項目中沒有安裝指明的品牌名稱或產品型號的升降機或設備，便會安裝品質相若的升降機或設備。

1. 外部裝修物料 - 8號屋

a.	外牆	住宅外牆裝配掛石及鋁質裝飾板，鋁質太陽擋及百葉。
b.	窗	選用焗漆及噴漆鋁窗配清玻璃。
c.	窗台	用料為鋼筋混凝土及焗漆及噴漆鋁窗配清玻璃。窗台面鋪砌麻石。
d.	花槽	花槽鋪砌瓷磚。
e.	陽台或露台	i 露台設置金屬欄河、鑲清玻璃。 露台外牆:裝配掛石。 露台天花:鋁質假天花。 露台地台:鋪砌木地台。 ii 露台有蓋。 iii 沒有陽台。
f.	乾衣設施	沒有。

2. 室內裝修物料 - 8號屋

a.	大堂	不適用。
b.	內牆及天花板	客、飯廳及睡房內牆的磚牆、石矢牆及天花批纖維灰及髹乳膠漆。廚房及浴室內牆的磚牆及石矢牆部份鋪砌瓷磚。
c.	內部地板	客、飯廳及睡房英泥沙地台，廚房及浴室地台鋪砌地台瓦。
d.	浴室	沒有裝修物料。
e.	廚房	沒有裝修物料。

22. 裝置、裝修物料及設備

FITTINGS, FINISHES AND APPLIANCES

3. 室內裝置 - 8號屋

a.	門	
	單位大門	選用焗漆及噴漆鋁門框配清玻璃，裝配門鎖。
	防煙間大門(向停車場)	選用防火玻璃面實心木門配油漆木門框，裝配門鼓及門鎖。
	防煙間大門(向屋)	選用防火玻璃面實心木門配油漆木門框，裝配門鼓。
	睡房門	選用木門配木門框，裝配門鎖。
	主人睡房門	選用木門配木門框，裝配門鎖。
	書房門	選用木門配木門框，裝配門鎖。
	儲物間門	選用木門配木門框，裝配門鎖。
	浴室門	選用木門配木門框，裝配門鎖。
	洗手間門	選用木門配木門框，裝配門鎖。
	廚房門	選用玻璃面實心木門配油漆木門框，裝配門鼓及門鎖。
	工人房門	選用木門配木門框，裝配門鎖。
	起居室門	選用木門配木門框，裝配門鎖。
b.	浴室	配以搪瓷洗面盆、鍍鉻洗面盆水龍頭、搪瓷坐廁及鋼瓷釉浴缸 (1500毫米長 x 750毫米寬 x 420毫米高)。裝設木製面盆櫃及膠板檯面，冷熱供水系統用料為銅喉。隨樓附送之設備及品牌，請參考「設備說明」。
c.	廚房	裝設木製下層廚櫃，不銹鋼雙洗滌盆及鍍鉻洗滌盆龍頭。 冷熱供水系統用料為銅喉。隨樓附送設備及品牌，請參考「設備說明」。
d.	睡房	沒有。
e.	電話	客、飯廳及睡房(除儲物間)均裝有電話插座。接駁點的位置及數目，請參考「機電裝置數量說明表」及「機電裝置平面圖」。
f.	天線	客、飯廳及睡房(除儲物間)均裝有電視、電台接收插座。接駁點的位置及數目，請參考「機電裝置數量說明表」及「機電裝置平面圖」。
g.	電力裝置	裝有線路的插座、燈掣及空調接駁點。導管是部分隱藏及部分外露 ¹ 。每戶提供單相電力並裝妥微型斷路器。電話座及空調接駁點的位置及數目，請參考「機電裝置數量說明表」及「機電裝置平面圖」。
h.	氣體供應	裝有煤氣喉接駁煤氣煮食爐及煤氣熱水爐。煤氣熱水爐的位置請參考「機電裝置平面圖」。
i.	洗衣機接駁點	設有洗衣機來去水接駁喉位。接駁點的位置請參考「機電裝置平面圖」。
j.	供水	冷熱水喉採用有隔熱絕緣保護之銅喉。水管是部分隱藏及部分外露 ² 。熱水爐供應廚房及浴室熱水。

4. 雜項 - 8號屋

a.	升降機	會所設有升降機一部行走地下至天台層（品牌：迅達 型號：MX-GC）所有住宅屋座沒有升降機。
b.	信箱	設有不銹鋼信箱。
c.	垃圾收集	地下層設有兩個垃圾收集站，由清潔工人定時收集垃圾。
d.	水錶、電錶及氣體錶	水錶及電錶皆設置於停車場樓層之共用錶房內。氣體錶設置於每個住宅單位內。氣體錶設置於每個住宅單位內。水錶、電錶及氣體錶均是獨立的錶。

備註: 1. 除部分隱藏於混凝土內之導管外，其他部分的導管均為外露。外露的導管可能被假天花、假陣、貯存櫃、覆面、非混凝土間牆、指定之槽位或其他物料遮蓋。
2. 除部分隱藏於混凝土內之水管外，其他部分的水管均為外露。外露的水管可能被假天花、假陣、貯存櫃、覆面、非混凝土間牆、指定之槽位或其他物料遮蓋。

5. 保安設施 - 8號屋

a.	保安系統	屋苑圍牆、停車場及屋苑入口均設有閉路電視連接管理處。
b.	入口通道控制系統	屋苑入口設有訪客對講機。

6. 單位設備說明 - 8號屋

位置	設備	適用單位	品牌	型號(如有) 室外機/室內機
樓梯間	分體式冷氣機	8號屋	樂聲牌	CU-RE24JKA / CS-RE24JKA
主人睡房 (二樓)	分體式冷氣機	8號屋	樂聲牌	CU-RE18JKA / CS-RE18JKA
	分體式冷氣機	8號屋	樂聲牌	CU-RE18JKA / CS-RE18JKA
睡房3 (二樓)	分體式冷氣機	8號屋	樂聲牌	CU-RE18JKA / CS-RE18JKA
	分體式冷氣機	8號屋	樂聲牌	CU-RE18JKA / CS-RE18JKA
起居室 (一樓)	分體式冷氣機	8號屋	樂聲牌	CU-RE24JKA / CS-RE24JKA
	分體式冷氣機	8號屋	樂聲牌	CU-RE24JKA / CS-RE24JKA
書房 (一樓)	分體式冷氣機	8號屋	樂聲牌	CU-RE18JKA / CS-RE18JKA
睡房1 (一樓)	分體式冷氣機	8號屋	樂聲牌	CU-RE18JKA / CS-RE18JKA
睡房2 (一樓)	分體式冷氣機	8號屋	樂聲牌	CU-RE18JKA / CS-RE18JKA
	分體式冷氣機	8號屋	樂聲牌	CU-RE18JKA / CS-RE18JKA
客廳 (地下)	分體式冷氣機	8號屋	樂聲牌	CU-RE24JKA / CS-RE24JKA
	分體式冷氣機	8號屋	樂聲牌	CU-RE24JKA / CS-RE24JKA
	分體式冷氣機	8號屋	樂聲牌	CU-RE24JKA / CS-RE24JKA
飯廳 (地下)	分體式冷氣機	8號屋	樂聲牌	CU-RE24JKA / CS-RE24JKA
廚房 (地下)	分體式冷氣機	8號屋	樂聲牌	CU-RE18JKA / CS-RE18JKA
工人房 (地下)	分體式冷氣機	8號屋	樂聲牌	CU-RE18JKA / CS-RE18JKA

賣方承諾如該項目中沒有安裝指明的品牌名稱或產品型號的升降機或設備，便會安裝品質相若的升降機或設備。

22. 裝置、裝修物料及設備

FITTINGS, FINISHES AND APPLIANCES

1. 外部裝修物料 - 18號屋

a.	外牆	住宅外牆裝配掛石及鋁質裝飾板，鋁質太陽擋及百葉。
b.	窗	選用焗漆及噴漆鋁窗配清玻璃。
c.	窗台	用料為鋼筋混凝土及焗油噴漆鋁窗配清玻璃。窗台面鋪砌麻石。
d.	花槽	花槽鋪砌瓷磚。
e.	陽台或露台	i 露台設置金屬欄河、鑲清玻璃。 露台外牆：裝配掛石。 露台天花：鋁質假天花。 露台地台：裝配木地台。 ii 露台有蓋。 iii 沒有陽台。
f.	乾衣設施	沒有。

2. 室內裝修物料 - 18號屋

a.	大堂	不適用。
b.	內牆及天花板	客、飯廳牆身裝飾木飾面、雲石及髹乳膠漆。天花髹乳膠漆及木板假天花。睡房牆身髹乳膠漆。天花髹乳膠漆及木板假天花。
c.	內部地板	客、飯廳地台鋪砌地台瓦及紙皮石連木腳線。睡房鋪砌地台瓦連木腳線。
d.	浴室	外露地台鋪砌瓷磚及雲石。外露牆身鋪砌瓷磚及紙皮石至木板假天花底。
e.	廚房	外露地台鋪砌瓷磚。外露牆身鋪砌瓷磚至鋁質及石膏板假天花底。灶台鋪設無縫人造塑料。

3. 室內裝置 - 18號屋

a.	門	
	單位大門	大門選用木紋防火膠板面實心木門配油漆木門框，配門鎖、門鼓、防盜眼。
	防煙間大門(向停車場)	選用防火膠板面及玻璃面實心木門配油漆木門框，裝配門鼓及門鎖。
	防煙間大門(向屋)	選用防火膠板面及玻璃面實心木門配油漆木門框，裝配門鼓。
	衣帽間門	選用木紋防火膠板面木門配油漆木門框，裝配門鎖。
	睡房門	選用木紋防火膠板面木門配油漆木門框，裝配門鎖。
	主人睡房門	選用木紋防火膠板面木門配油漆木門框，裝配門鎖。
	起居室門	選用木紋防火膠板面木門配油漆木門框，裝配門鎖。
	書房門	選用木紋防火膠板面木門配油漆木門框，裝配門鎖。
	浴室門	選用木紋防火膠板面木門配油漆木門框，裝配門鎖。
	洗手間門	選用木紋防火膠板面木門配油漆木門框，裝配門鎖。
	工人房/儲物間門	選用木紋防火膠板面木門配油漆木門框，裝配門鎖。
	廚房門	選用木紋防火膠板面及玻璃面實心木門配油漆木門框，裝配門鼓及門鎖。
b.	浴室 1及2	配以搪瓷洗面盆、鍍鉻洗面盆水龍頭、搪瓷坐廁及鋼瓷釉浴缸連手把(1500毫米長 x 750毫米寬 x 420毫米高)。裝設鏡面木櫃、木製面盆櫃及石材檯面，另設有鍍鉻毛巾架及廁紙架，冷熱供水系統用料為銅喉。隨樓附送之設備及品牌，請參考「設備說明」。

3. 室內裝置 - 18號屋

b.	主人房浴室	配以搪瓷洗面盆、鍍鉻洗面盆水龍頭、搪瓷坐廁、鋼瓷釉角落式浴缸 (1500毫米半徑 x 1620毫米弧長 x 400毫米高)及清玻璃企缸間。裝設鏡面木櫃、木製面盆櫃及石材檯面，另設有鍍鉻毛巾架及廁紙架，冷熱供水系統用料為銅喉。隨樓附送之設備及品牌，請參考「設備說明」。
	浴室 3	配以搪瓷洗面盆、鍍鉻洗面盆水龍頭、搪瓷坐廁。配以木門框及清玻璃企缸間。裝設鏡面木櫃、木製面盆櫃及石材檯面，另設有鍍鉻毛巾架及廁紙架，冷熱供水系統用料為銅喉。隨樓附送之設備及品牌，請參考「設備說明」。
c.	廚房	膠板面木製上下層廚櫃，無縫人造塑料檯面連不銹鋼雙洗滌盆及鍍鉻洗滌盆龍頭。 裝有抽油煙機、雙頭煤氣煮食爐、單頭煤氣煮食爐、微波爐、酒櫃、焗爐、燒烤爐、雪櫃、二合一洗衣乾衣機及煤氣熱水爐。冷熱供水系統用料為銅喉。 隨樓附送之設備及品牌，請參考「設備說明」。
d.	睡房	沒有。
e.	電話	客、飯廳及睡房(除儲物間)均裝有電話插座。接駁點的位置及數目，請參考「機電裝置數量說明表」及「機電裝置平面圖」。
f.	天線	客、飯廳及睡房(除儲物間)均裝有電視、電台接收插座。接駁點的位置及數目，請參考「機電裝置數量說明表」及「機電裝置平面圖」。
g.	電力裝置	裝有線路的插座、燈掣及空調接駁點。導管是部分隱藏及部分外露 ¹ 。提供單相電力並裝妥微型斷路器。電話座及空調接駁點的位置及數目，請參考「機電裝置數量說明表」及「機電裝置平面圖」。
h.	氣體供應	裝有煤氣喉接駁煤氣煮食爐及煤氣熱水爐。煤氣熱水爐的位置請參考「機電裝置平面圖」。
i.	洗衣機接駁點	設有洗衣機來去水接駁喉位。接駁點的位置請參考「機電裝置平面圖」。
J.	供水	冷熱水喉採用配有隔熱絕緣保護之銅喉。水管是部分隱藏及部分外露 ² 。熱水爐供應廚房及浴室熱水。

4. 雜項 - 18號屋

a.	升降機	會所設有升降機一部行走地下至天台層（品牌：迅達 型號：MX-GC ）所有住宅屋座沒有升降機。
b.	信箱	設有不銹鋼信箱。
c.	垃圾收集	地下層設有兩個垃圾收集站，由清潔工人定時收集垃圾。
d.	水錶、電錶及氣體錶	水錶及電錶皆設置於停車場樓層之共用錶房內。氣體錶設置於每個住宅單位內。氣體錶設置於每個住宅單位內。水錶、電錶及氣體錶均是獨立的錶。

5. 保安設施 - 18號屋

a.	保安系統	屋苑圍牆、停車場及屋苑入口均設有閉路電視連接管理處。
b.	入口通道控制系統	屋苑入口設有訪客對講機。

備註: 1. 除部分隱藏於混凝土內之導管外，其他部分的導管均為外露。外露的導管可能被假天花、假陣、貯存櫃、覆面、非混凝土間牆、指定之槽位或其他物料遮蓋。
2. 除部分隱藏於混凝土內之水管外，其他部分的水管均為外露。外露的水管可能被假天花、假陣、貯存櫃、覆面、非混凝土間牆、指定之槽位或其他物料遮蓋。

22. 裝置、裝修物料及設備

FITTINGS, FINISHES AND APPLIANCES

6. 單位設備說明 - 18號屋

位置	設備	適用單位	品牌	型號(如有) 室外機/室內機
樓梯間 (天台)	分體式冷氣機	18號屋	大金	RXD50BVMA / FTXD50FVM
樓梯間 (二樓)	分體式冷氣機	18號屋	三菱	SCM68YA / SKM50YA
主人睡房 (二樓)	分體式冷氣機	18號屋	大金	RXD60BVMA / FTXD60FVM
衣帽間 (二樓)	分體式冷氣機	18號屋	大金	RXD25DVMA / FTXD25DVMA
睡房3 (二樓)	分體式冷氣機	18號屋	大金	RXD60BVMA / FTXD60FVM
起居室 (一樓)	分體式冷氣機	18號屋	大金	RXD60BVMA / FTXD60FVM
	分體式冷氣機	18號屋	大金	RXD60BVMA / FTXD60FVM
書房 (一樓)	分體式冷氣機	18號屋	三菱	SCM68YA / SKM40YA
睡房1 (一樓)	分體式冷氣機	18號屋	大金	RXD50BVMA / FTXD50FVM
睡房2 (一樓)	分體式冷氣機	18號屋	大金	RXD50BVMA / FTXD50FVM
客廳 (地下)	分體式冷氣機	18號屋	大金	RXD71BVMV / FTXD71FVM
飯廳 (地下)	分體式冷氣機	18號屋	大金	RXD71BVMV / FTXD71FVM
廚房 (地下)	分體式冷氣機	18號屋	大金	RXD25DVMA / FTXD25DVMA
工人房 / 儲物間 (地下)	分體式冷氣機	18號屋	大金	RXD35DVMA / FTXD35DVMA

位置	設備	適用單位	品牌	型號(如有)
客廳	視像對講機	18號屋	TCS	IUK50
主人睡房	視像對講機	18號屋	TCS	IUK50
廚房	抽油煙機	18號屋	西門子家電	HBD-FX23-8
	單頭煤氣煮食爐	18號屋	西門子家電	ER512502W
	雙頭煤氣煮食爐	18號屋	西門子家電	ER511502W
	燒烤爐	18號屋	西門子家電	ET510501E
	微波爐	18號屋	西門子家電	HF15M560HK
	酒櫃	18號屋	Nording Cave	CS55G
	焗爐	18號屋	西門子家電	HB230510J
	雪櫃	18號屋	西門子家電	KA56NV40NE
	二合一洗衣乾衣機	18號屋	西門子家電	WD10D520HK
	煤氣熱水爐	18號屋	TGC	RJW160TFQL & RJW220TFQL

賣方承諾如該項目中沒有安裝指明的品牌名稱或產品型號的升降機或設備，便會安裝品質相若的升降機或設備。

1. 外部裝修物料 - 32號屋之地庫及地下複式單位

a.	外牆	住宅外牆鋪砌瓷面磚及外牆油漆，鋁質百葉。
b.	窗	選用焗漆及噴漆鋁窗配清玻璃。
c.	窗台	用料為鋼筋混凝土及焗漆及噴漆鋁窗配清玻璃。窗台面鋪砌麻石。
d.	花槽	沒有。
e.	陽台或露台	沒有。
f.	乾衣設施	沒有。

2. 室內裝修物料 - 32號屋之地庫及地下複式單位

a.	大堂	沒有。
b.	內牆及天花板	睡房牆身面為牆紙，天花髹乳膠漆及木板假天花。 主人睡房牆身面為牆紙及布料飾面，天花髹乳膠漆及木板假天花。 客、飯廳牆身面為牆紙、木飾面、清鏡及雲石，天花髹乳膠漆、石膏板假天花及木板假天花。
c.	內部地板	客、飯廳及睡房地台鋪砌木面複合地板連木腳線。
d.	浴室	外露地台鋪砌瓷磚。外露牆身鋪砌瓷磚至鋁質假天花底。
e.	廚房	外露地台鋪砌瓷磚。外露牆身鋪砌瓷磚至鋁質及石膏板假天花底。灶台鋪設無縫人造塑料。

22. 裝置、裝修物料及設備

FITTINGS, FINISHES AND APPLIANCES

3. 室內裝置 - 32號屋之地庫及地下複式單位

a.	門	
	單位大門	大門選用木紋防火膠板面實心木門配油漆木門框，配門鎖、門鼓、防盜眼。
	地庫大門	大門選用木紋防火膠板面實心木門配油漆木門框，配門鎖、門鼓、防盜眼。
	睡房門	選用木紋防火膠板面木門配油漆木門框，裝配門鎖。
	主人睡房門	選用木紋防火膠板面木門配油漆木門框，裝配門鎖。
	儲物間門	選用木紋防火膠板面木門配油漆木門框，裝配門鎖。
	儲物間門(室內樓梯底部)	選用油漆及牆紙木門配油漆及牆紙木門框，裝配門鼓。
	書房門	選用木紋防火膠板面木門配油漆木門框，裝配門鎖。
	浴室門	選用木紋防火膠板面木門配油漆木門框，裝配門鎖。
	洗手間門	選用木紋防火膠板面木門配油漆木門框，裝配門鎖。
	廚房門	選用木紋防火膠板面及玻璃面實心木門配油漆木門框，裝配門鼓及門鎖。
b.	浴室	配以搪瓷洗面盆、鍍鉻洗面盆水龍頭、搪瓷坐廁及鋼瓷釉浴缸 (1500毫米長 x 750毫米寬 x 420毫米高)。裝設鏡面木櫃、木製面盆櫃及無縫人造塑料檯面，另設有鍍鉻毛巾架及廁紙架，冷熱供水系統用料為銅喉。隨樓附送之設備及品牌，請參考「設備說明」。
c.	廚房	膠板面木製上下層廚櫃，無縫人造塑料檯面連不銹鋼雙洗滌盆及鍍鉻洗滌盆龍頭。 裝有抽油煙機、三爐頭煤氣煮食爐、微波爐、蒸爐、雪櫃、二合一洗衣乾衣機及煤氣熱水爐。冷熱供水系統用料為銅喉。隨樓附送設備及品牌，請參考「設備說明」。
d.	睡房	沒有。
e.	電話	客、飯廳及睡房(除儲物房)均裝有電話插座。接駁點的位置及數目，請參考「機電裝置數量說明表」及「機電裝置平面圖」。
f.	天線	客、飯廳及睡房(除儲物房)均裝有電視、電台接收插座。接駁點的位置及數目，請參考「機電裝置數量說明表」及「機電裝置平面圖」。
g.	電力裝置	裝有線路的插座、燈掣及空調接駁點。導管是部分隱藏及部分外露 ¹ 。提供單相電力並裝妥微型斷路器。電話座及空調接駁點的位置及數目，請參考「機電裝置數量說明表」及「機電裝置平面圖」。
h.	氣體供應	裝有煤氣喉接駁煤氣煮食爐及煤氣熱水爐。煤氣熱水爐的位置請參考「機電裝置平面圖」。
i.	洗衣機接駁點	設有洗衣機來去水接駁喉位。接駁點的位置請參考「機電裝置平面圖」。
j.	供水	冷熱水喉採用配有隔熱絕緣保護之銅喉。水管是部分隱藏及部分外露 ² 。熱水爐供應廚房及浴室熱水。

備註: 1. 除部分隱藏於混凝土內之導管外，其他部分的導管均為外露。外露的導管可能被假天花、假陣、貯存櫃、覆面、非混凝土間牆、指定之槽位或其他物料遮蓋。
2. 除部分隱藏於混凝土內之水管外，其他部分的水管均為外露。外露的水管可能被假天花、假陣、貯存櫃、覆面、非混凝土間牆、指定之槽位或其他物料遮蓋。

4. 雜項 - 32號屋之地庫及地下複式單位

a.	升降機	會所設有升降機一部行走地下至天台層（品牌：迅達 型號：MX-GC ）所有住宅屋座沒有升降機。
b.	信箱	設有不銹鋼信箱。
c.	垃圾收集	地下層設有兩個垃圾收集站，由清潔工人定時收集垃圾。
d.	水錶、電錶及氣體錶	水錶及電錶皆設置於停車場樓層之共用錶房內。氣體錶設置於住宅單位內。水錶、電錶及氣體錶均是獨立的錶。

5. 保安設施 - 32號屋之地庫及地下複式單位

a.	保安系統	屋苑圍牆、停車場及屋苑入口均設有閉路電視連接管理處。
b.	入口通道控制系統	屋苑入口設有訪客對講機。

6. 單位設備說明 - 32號屋之地庫及地下複式單位

位置	設備	適用單位	品牌	型號(如有) 室外機/室內機
客、飯廳	分體式冷氣機	32號屋之地庫及地下複式單位	白朗	BC24SG / BE24SG
睡房	分體式冷氣機	32號屋之地庫及地下複式單位	白朗	BC09SG / BE09SG
主人睡房	分體式冷氣機	32號屋之地庫及地下複式單位	白朗	BG218MSC / BG209MSE

位置	設備	適用單位	品牌	型號(如有)
客、飯廳	視像對講機	32號屋之地庫及地下複式單位之地庫樓層	TCS	IUK50
單位大門位	視像對講機	32號屋之地庫及地下複式單位之地下樓層	TCS	IUK50
廚房	抽油煙機	32號屋之地庫及地下複式單位	TGC	Cube
	三爐頭煤氣煮食爐	32號屋之地庫及地下複式單位	TGC	H06 RTB 73-G-B
	微波爐	32號屋之地庫及地下複式單位	西門子家電	HF15M560HK
	蒸爐	32號屋之地庫及地下複式單位	西門子家電	HB24D561E
	雪櫃	32號屋之地庫及地下複式單位	惠而浦	WF195
	二合一洗衣乾衣機	32號屋之地庫及地下複式單位	西門子家電	WD10D520HK
	煤氣熱水爐	32號屋之地庫及地下複式單位	TGC	RJW160TFQL & RJW220TFQL
	抽氣扇	32號屋之地庫及地下複式單位	伊馬司	TUB215
浴室	抽氣扇	32號屋之地庫及地下複式單位	Ostberg	RFE 140 BKU aut.tp.MkII Gelec

賣方承諾如該項目中沒有安裝指明的品牌名稱或產品型號的升降機或設備，便會安裝品質相若的升降機或設備。

22. 裝置、裝修物料及設備

FITTINGS, FINISHES AND APPLIANCES

1. Exterior Finishes - All Flats of Floors including House 1 to 3, House 6, House 9 to 12, House 15 to 16, House 20 to 23, House 26, House 28, House 29 to 33 (except Duplex Flat on B/F & G/F of House 32)

a.	External Wall	Residential blocks are finished with ceramic tiles, spray paints, aluminium sunshading shelters and louvers.
b.	Window	Aluminium window frames with fluorocarbon coating, powder coating and clear glazing are installed.
c.	Bay Window	Reinforced concrete bay window is installed with fluorocarbon coated and powder coated aluminium window frame fitted with clear glazing. Granite window sill boards are installed.
d.	Planter	Planters are finished with ceramic tiles.
e.	Verandah or balcony	<ul style="list-style-type: none"> i Balcony is fitted with metal, glass balustrade. Walls : Ceramic wall tiles Ceiling : Aluminium false ceiling (applicable to 1/F of House 1 to 3 & House 6 only), other balcony ceiling finished with emulsion paint. Floor : Wood deck provided. ii Balcony is covered. iii No verandah is provided
f.	Drying facilities for clothing	Nil

2. Interior Finishes - All Flats of Floors including House 1 to 3, House 6, House 9 to 12, House 15 to 16, House 20 to 23, House 26, House 28, House 29 to 33 (except Duplex Flat on B/F & G/F of House 32)

a.	Lobby	Nil.
b.	Internal wall and ceiling	Walls at living room, dining room and bedrooms are finished with emulsion paint on skim coat. The inner faces of concrete walls are finished with emulsion paint on cement and sand plastering. Ceiling is finished with emulsion paint on skim coat.
c.	Internal floor	Engineering wood flooring with wood skirting in living room, dining room and bedrooms.
d.	Bathroom	Floor is finished with homogeneous and ceramic tiles (for exposed surface only). Walls are finished with homogeneous and ceramic tiles (for exposed surface only) up to the line of aluminium false ceiling.
e.	Kitchen	Floor is finished with homogeneous and ceramic tiles (for exposed surface only). Walls are finished with homogeneous and ceramic tiles (for exposed surface only) up to the line of aluminium and gypsum board false ceiling. Cooking bench is finished with solid surfacing material.

3. Interior Fittings - All Flats of Floors including House 1 to 3, House 6, House 9 to 12, House 15 to 16, House 20 to 23, House 26, House 28, House 29 to 33 (except Duplex Flat on B/F & G/F of House 32)

a.	Doors	
	Main Entrance Door	Solid core timber door finished with wood pattern plastic laminated sheet, timber frame with paint finish, door lock, door closer and viewer are installed.
	Basement Entrance Door (Only applicable to Duplex Flats on B/F & G/F of House 29 to 31 & House 33)	Solid core timber door finished with wood pattern plastic laminated sheet, timber frame with paint finish, door lock, door closer and viewer are installed.
	Bedroom Door (Only applicable to Duplex Flats on B/F & G/F of House 29 to 31 & House 33)	Timber door finished with wood pattern plastic laminated sheet and timber frame with paint finish and door lock is installed.
	Master Bedroom Door (Only applicable to Duplex Flats on B/F & G/F of House 29 to 31 & House 33)	Timber door finished with wood pattern plastic laminated sheet and timber frame with paint finish and door lock is installed.
	Store Room Door (Only applicable to Duplex Flats on B/F & G/F of House 29 to 31 & House 33)	Timber door finished with wood pattern plastic laminated sheet and timber frame with paint finish and door lock is installed.
	Bathroom Door	Timber door finished with wood pattern plastic laminated sheet and timber frame with paint finish and door lock is installed.
	Lavatory Door (Only applicable to House 9 to 12, House 15 to 16, House 20 to 23, House 26, House 28 to 31 & 33)	Timber door finished with wood pattern plastic laminated sheet and timber frame with paint finish and door lock is installed.
	Kitchen Door	Solid core timber door finished with wood pattern plastic laminated sheet, timber frame with paint finish, glass vision panel, door closer and door lock are installed.
b.	Bathroom	Fitted with ceramic wash basin with chromate finished basin mixer, ceramic water closet and steel enamel bathtub (1500 mm (L) x 750 mm (W) x 420 mm (H)) are installed. Timber mirror cabinet, timber vanity cabinet finished with solid surfacing material counter-top are installed. Other fittings and accessories include chrome plated towel bar and toilet paper holder. Copper pipes are adopted for cold and hot water supply system. For appliances provision and brand names, please refer to the "Appliances Schedule".
	Master Bathroom (Only applicable to Duplex Flats on 2/F of House 29 to 33)	Fitted with ceramic wash basin with chromate finished basin mixer, ceramic water closet and steel enamel corner bathtub (1690 mm (RAD) x 2372 mm (ARC Length) x 380 mm (H)) are installed. Timber mirror cabinet and vanity cabinet finished with solid surfacing material counter-top are installed. Other fittings and accessories include chrome towel bar and toilet paper holder. Copper pipes are adopted for cold and hot water supply system. For appliances provision and brand names, please refer to the "Appliances Schedule".
	Master Bathroom (Only applicable to Duplex Flats on G/F of House 29 to 31 & 33)	Fitted with ceramic wash basin with chromate finished basin mixer, ceramic water closet, steel enamel bathtub (1500 mm (L) x 750 mm (W) x 380 mm (H)) and shower cubicle with clear glazing panels are installed. Timber mirror cabinet and vanity cabinet finished with solid surfacing material counter-top are installed. Other fittings and accessories include chrome plated towel bar and toilet paper holder. Copper pipes are adopted for cold and hot water supply system. For appliances provision and brand names, please refer to the "Appliances Schedule".
c.	Kitchen	Timber top and bottom kitchen cabinet is finished with plastic laminated sheet, stainless steel sink (B/F & G/F Duplex Flats of House 30, 31 & 33 are stainless steel double sink) and chrome plated finished sink mixer. Other provisions include rangehood, double burner gas hob (B/F & G/F Duplex Flats of House 30, 31 & 33 are triple burner gas hob), microwave oven, built-in steamer, refrigerator, washer-dryer and gas water heater. Copper pipes are adopted for cold and hot water supply system. For appliance provision and brand names, please refer to the "Appliances Schedule".

22. 裝置、裝修物料及設備

FITTINGS, FINISHES AND APPLIANCES

d.	Bedroom	Nil
e.	Telephone	Telephone outlets are provided for all living rooms, dining rooms and bedrooms (except store room). For the location and number of connection points, please refer to "Schedule of Mechanical & Electrical Provisions" and "Mechanical & Electrical Provision Plan".
f.	Aerials	TV and FM connection points are provided for all living rooms, dining rooms and bedrooms (except store room). For the location and number of connection points, please refer to "Schedule of Mechanical & Electrical Provisions" and "Mechanical & Electrical Provision Plan".
g.	Electrical Installations	Electrical conduit wiring for lighting, power points and air-conditioner points are provided. Conduits are partly concealed and partly exposed ¹ . Single-phase electricity supply with miniature circuit breaker distribution board is provided for all residential units. For the location and number of power points and air-conditioner points, please refer to "Schedule of Mechanical & Electrical Provisions" and "Mechanical & Electrical Provision Plan".
h.	Gas Supply	Gas supply pipes are provided for gas cooker and gas water heater. For location of gas water heater, please refer to the "Mechanical & Electrical Provision Plan".
i.	Washing Machine Connection Point	Drain point and water point are provided for washing machine. For location of the connection points, please refer to the "Mechanical & Electrical Provision Plan".
j.	Water Supply	Copper water pipes for cold water supply and half hard copper water pipes with thermal insulation for hot water supply. Water pipes are partly concealed and partly exposed ² . Hot water supply to kitchen and bathroom is provided by gas water heater.

4. Miscellaneous - All Flats of Floors including House 1 to 3, House 6, House 9 to 12, House 15 to 16, House 20 to 23, House 26, House 28, House 29 to 33 (except Duplex Flat on B/F & G/F of House 32)

a.	Lifts	1 lift installed in Clubhouse serving G/F to Roof Floor. (Brand: Schindler Model No. : MX-GC) No lift for residential blocks.
b.	Letter Box	Stainless steel letter box is provided for each residential unit.
c.	Refuse Collection	Two refuse storage and material collection chambers are provided on G/F for collection of refuse by cleaners regularly.
d.	Water Meter, Electricity Meter and Gas Meter	Water meter and electricity meter for each unit are provided in common meter rooms on carpark floor. Gas meter is provided in each residential unit. Water meter, electricity meter and gas meter are all separate meters.

5. Security Facilities - All Flats of Floors including House 1 to 3, House 6, House 9 to 12, House 15 to 16, House 20 to 23, House 26, House 28, House 29 to 33 (except Duplex Flat on B/F & G/F of House 32)

a.	Security System	CCTV system connected to management office is installed at fence wall, carpark and main entrance.
b.	Access Control System	Visitor panel is installed at the main entrance of the property development.

Note: 1. Other than those parts of the conduits concealed within concrete, the rest of them are exposed. The exposed conduits may be covered or hidden by false ceilings, bulkheads, cabinets, claddings, non-concrete partition walls, designated pipe ducts or other materials.

2. Other than those parts of the water pipes concealed within concrete, the rest of them are exposed. The exposed water pipes may be covered or hidden by false ceilings, bulkheads, cabinets, claddings, non-concrete partition walls, designated pipe ducts or other materials.

6. Appliances Schedule - All Flats of Floors including House 1 to 3, House 6, House 9 to 12, House 15 to 16, House 20 to 23, House 26, House 28, House 29 to 33 (except Duplex Flat on B/F & G/F of House 32)

Location	Appliances	Units apply	Brand	Model No. (if any) Outdoor / Indoor Unit
Living Room / Dining Room	Split-type air-conditioner	All units	Brandt	BC24SG / BE24SG
Bedroom	Split-type air-conditioner	All units	Brandt	BC09SG / BE09SG
Master Bedroom	Split-type air-conditioner	All units	Brandt	BG218MSC / BG209MSE

Location	Appliances	Units apply	Brand	Model No. (if any)
Living Room / Dining Room	Videophone	Duplex Flat on B/F of House 30, 31 & 33	TCS	IUK50
Entrance Door	Videophone	Duplex Flat on G/F of House 30, 31 & 33	TCS	IUK50
Kitchen	Range hood	All units	TGC	Cube
	Double burner gas-hob	All units (Except Duplex Flats on B/F & G/F of House 30, 31 & 33)	TGC	TGC RTB72G
	Triple burner gas-hob	Duplex Flats on B/F & G/F of House 30, 31 & 33	TGC	H06 RTB 73-G-B
	Microwave oven	All units	Siemens	HF15M560HK
	Built-in steamer	All units	Siemens	HB24D561E
	Refrigerator	All units	Whirlpool	WF195
	Washer-Dryer	All units	Siemens	WD10D520HK
	Gas Water Heater	All units	TGC	RJW160TFQL & RJW220TFQL
	Ventilation Fan	All units	Imasu	TUB 215(170mm)
Bathroom	Ventilation Fan	All units	Ostberg	RFE 140 BKU aut.tp.MkII Gelec

The vendor undertakes that if lifts or appliances of the specified brand name or model number are not installed in the development, lifts or appliances of comparable quality will be installed.

22. 裝置、裝修物料及設備

FITTINGS, FINISHES AND APPLIANCES

1. Exterior Finishes - House 8

a.	External Wall	Finished with stone cladding and aluminium cladding, aluminium sunshading shelters and louvers.
b.	Window	Aluminium window frames with fluorocarbon coating and powder coating and clear glazing are installed.
c.	Bay Window	Reinforced concrete bay window is installed with fluorocarbon coated and powder coated aluminium window frame fitted with clear glazing. Granite window sill boards are installed.
d.	Planter	Planters are finished with ceramic tiles.
e.	Verandah or balcony	<ul style="list-style-type: none">i Balcony is fitted with metal, glass balustrade. Walls : Stone cladding Ceiling : Aluminium false ceiling Floor : Wood deck providedii Balcony is covered.iii No verandah is provided
f.	Drying facilities for clothing	Nil.

2. Interior Finishes - House 8

a.	Lobby	Not applicable
b.	Internal wall and ceiling	Walls and ceiling at living room, dining room and bedrooms are finished with emulsion paint on skim coat. Walls at kitchen and bathrooms are partially finished with ceramic tiles.
c.	Internal floor	Cement and sand plastering in living, dining room and bedrooms. Floor tiles in kitchen and bathrooms.
d.	Bathroom	Nil.
e.	Kitchen	Nil.

3. Interior Fittings - House 8

a.	Doors	
	Main Entrance Door	Aluminium door frame with fluorocarbon coating and powder coating, clear glazing and door lock is installed.
	Protected Lobby Door (facing carpark)	Solid core timber door, timber frame with paint finish, glass vision panel, door closer and door lock are installed.
	Protected Lobby Door (facing house)	Solid core timber door, timber frame with paint finish, glass vision panel and door closer are installed.
	Bedroom Door	Timber door, timber frame and door lock is installed.
	Master Bedroom Door	Timber door, timber frame and door lock is installed.
	Study Room Door	Timber door, timber frame and door lock is installed.
	Store Room Door	Timber door, timber frame and door lock is installed.
	Bathroom Door	Timber door, timber frame and door lock is installed.
	Lavatory Door	Timber door, timber frame and door lock is installed.
	Kitchen Door	Solid core timber door, timber frame with paint finish, glass vision panel, door closer and door lock are installed.
	Maid Room Door	Timber door, timber frame and door lock is installed.
	Family Room Door	Timber door, timber frame and door lock is installed.
b.	Bathroom	Fitted with ceramic wash basin with chromate finished basin mixer, ceramic water closet and steel enamel bathtub (1500 mm (L) x 750 mm (W) x 420 mm (H)) are installed. Timber vanity cabinet finished with laminated sheet counter-top are installed. Copper pipes are adopted for cold and hot water supply system. For appliances provision and brand names, please refer to the "Appliances Schedule".
c.	Kitchen	Timber kitchen cabinet is installed. Stainless steel double sink and chromate finished sink mixer. Copper pipes are adopted for cold and hot water supply system. For appliances provision and brand names, please refer to the "Appliances Schedule".
d.	Bedroom	Nil
e.	Telephone	Telephone outlets are provided for living room, dining room and bedrooms (except store room). For the location and number of connection points, please refer to "Schedule of Mechanical & Electrical Provisions" and "Mechanical & Electrical Provision Plan".
f.	Aerials	TV and FM connection points are provided for living room, dining room and bedrooms (except store room). For the location and number of connection points, please refer to "Schedule of Mechanical & Electrical Provisions" and "Mechanical & Electrical Provision Plan".
g.	Electrical Installations	Electrical conduit wiring for lighting, power points and air-conditioner points are provided. Conduits are partly concealed and partly exposed. ¹ Single-phase electricity supply with miniature circuit breaker distribution board is provided. For the location and number of power points and air-conditioner points, please refer to "Schedule of Mechanical & Electrical Provisions" and "Mechanical & Electrical Provision Plan".
h.	Gas Supply	Gas supply pipes are provided for gas cooker and gas water heater. For location of gas water heater, please refer to the "Mechanical & Electrical Provision Plan".
i.	Washing Machine Connection Point	Drain point and water point are provided for washing machine. For location of the connection points, please refer to the "Mechanical & Electrical Provision Plan".
j.	Water Supply	Copper water pipes for cold water supply and half hard copper water pipes with thermal insulation for hot water supply. Water pipes are partly concealed and partly exposed. ² Hot water supply to bathroom and kitchen is provided by gas water heater.

Note: 1. Other than those parts of the conduits concealed within concrete, the rest of them are exposed. The exposed conduits may be covered or hidden by false ceilings, bulkheads, cabinets, claddings, non-concrete partition walls, designated pipe ducts or other materials.

2. Other than those parts of the water pipes concealed within concrete, the rest of them are exposed. The exposed water pipes may be covered or hidden by false ceilings, bulkheads, cabinets, claddings, non-concrete partition walls, designated pipe ducts or other materials.

22. 裝置、裝修物料及設備

FITTINGS, FINISHES AND APPLIANCES

4. Miscellaneous - House 8

a.	Lifts	1 lift installed in Clubhouse serving G/F to Roof Floor. (Brand: Schindler Model No. : MX-GC) No lift for residential blocks.
b.	Letter Box	Stainless steel letter box is provided.
c.	Refuse Collection	Two refuse storage and material collection chambers are provided on G/F for collection of refuse by cleaners regularly.
d.	Water Meter, Electricity Meter and Gas Meter	Water meter and electricity meter are provided in common meter rooms on carpark floor. Gas meter is provided in the unit. Water meter, electricity meter and gas meter are all separate meters.

5. Security Facilities - House 8

a.	Security System	CCTV system connected to management office is installed at fence wall, carpark and main entrance.
b.	Access Control System	Visitor panel is installed at the main entrance of the property development.

6. Appliances Schedule - House 8

Location	Appliances	Unit apply	Brand	Model No. (if any) Outdoor / Indoor Unit
Stairhood	Split-type air-conditioner	House 8	Panasonic	CU-RE24JKA / CS-RE24JKA
Master Bedroom (2/F)	Split-type air-conditioner	House 8	Panasonic	CU-RE18JKA / CS-RE18JKA
	Split-type air-conditioner	House 8	Panasonic	CU-RE18JKA / CS-RE18JKA
Bedroom 3 (2/F)	Split-type air-conditioner	House 8	Panasonic	CU-RE18JKA / CS-RE18JKA
	Split-type air-conditioner	House 8	Panasonic	CU-RE18JKA / CS-RE18JKA
Family Room (1/F)	Split-type air-conditioner	House 8	Panasonic	CU-RE24JKA / CS-RE24JKA
	Split-type air-conditioner	House 8	Panasonic	CU-RE24JKA / CS-RE24JKA
Study Room (1/F)	Split-type air-conditioner	House 8	Panasonic	CU-RE18JKA / CS-RE18JKA
Bedroom 1 (1/F)	Split-type air-conditioner	House 8	Panasonic	CU-RE18JKA / CS-RE18JKA
Bedroom 2 (1/F)	Split-type air-conditioner	House 8	Panasonic	CU-RE18JKA / CS-RE18JKA
	Split-type air-conditioner	House 8	Panasonic	CU-RE18JKA / CS-RE18JKA
Living Room (G/F)	Split-type air-conditioner	House 8	Panasonic	CU-RE24JKA / CS-RE24JKA
	Split-type air-conditioner	House 8	Panasonic	CU-RE24JKA / CS-RE24JKA
	Split-type air-conditioner	House 8	Panasonic	CU-RE24JKA / CS-RE24JKA
Dining Room (G/F)	Split-type air-conditioner	House 8	Panasonic	CU-RE24JKA / CS-RE24JKA
Kitchen (G/F)	Split-type air-conditioner	House 8	Panasonic	CU-RE18JKA / CS-RE18JKA
Maid Room (G/F)	Split-type air-conditioner	House 8	Panasonic	CU-RE18JKA / CS-RE18JKA

The vendor undertakes that if lifts or appliances of the specified brand name or model number are not installed in the development, lifts or appliances of comparable quality will be installed.

1. Exterior Finishes - House 18

a.	External Wall	Finished with stone cladding and aluminium cladding, aluminium sunshading shelters and louvers.
b.	Window	Aluminium window frames with fluorocarbon coating and powder coating and clear glazing are installed.
c.	Bay Window	Reinforced concrete bay window is installed with fluorocarbon coated and powder coated aluminium window frame fitted with clear glazing. Granite window sill boards are installed.
d.	Planter	Planters are finished with ceramic tiles.
e.	Verandah or balcony	<ul style="list-style-type: none"> i Balcony is fitted with metal, glass balustrade. Walls : Stone cladding Ceiling : Aluminium false ceiling Floor : Wood deck provided ii Balcony is covered. iii No verandah is provided.
f.	Drying facilities for clothing	Nil.

2. Interior Finishes - House 18

a.	Lobby	Not applicable.
b.	Internal wall and ceiling	Walls at living room and dining room are finished with wood veneer, marble and emulsion paint, ceiling is finished with emulsion paint and wooden false ceiling. Walls at bedrooms are finished with emulsion paint. Bedroom ceiling is finished with emulsion paint and wooden false ceiling.
c.	Internal floor	Floor tiles and mosaic tiles with wood skirting in living room and dining room. Floor tiles with wood skirting in bedrooms.
d.	Bathroom	Floor is finished with homogeneous and ceramic tiles and marble tiles (for exposed surface only). Walls are finished with homogeneous and ceramic tiles (for exposed surface only) up to the line of timber false ceiling.
e.	Kitchen	Floor is finished with homogeneous and ceramic tiles (for exposed surface only). Walls are finished with homogeneous and ceramic tiles (for exposed surface only) up to the line of aluminium and gypsum board false ceiling. Cooking bench is finished with solid surfacing material.

3. Interior Fittings - House 18

a.	Doors	
	Main Entrance Door	Solid core timber door finished with wood pattern plastic laminated sheet, timber frame with paint finish, door lock, door closer and viewer are installed.
	Protected Lobby Door (facing carpark)	Solid core timber door finished with plastic laminated sheet, timber frame with paint finish, glass vision panel, door closer and door lock are installed.
	Protected Lobby Door (facing house)	Solid core timber door finished with plastic laminated sheet, timber frame with paint finish, glass vision panel and door closer are installed.
	Dressing Room Door	Timber door finished with wood pattern plastic laminated sheet and timber frame with paint finish and door lock is installed.
	Bedroom Door	Timber door finished with wood pattern plastic laminated sheet and timber frame with paint finish and door lock is installed.
	Master Bedroom Door	Timber door finished with wood pattern plastic laminated sheet and timber frame with paint finish and door lock is installed.
	Family Room Door	Timber door finished with wood pattern plastic laminated sheet and timber frame with paint finish and door lock is installed.

22. 裝置、裝修物料及設備

FITTINGS, FINISHES AND APPLIANCES

a.	Study Room Door	Timber door finished with wood pattern plastic laminated sheet and timber frame with paint finish and door lock is installed.
	Bathroom Door	Timber door finished with wood pattern plastic laminated sheet and timber frame with paint finish and door lock is installed.
	Lavatory Door	Timber door finished with wood pattern plastic laminated sheet and timber frame with paint finish and door lock is installed.
	Maid Room / Store Room Door	Timber door finished with wood pattern plastic laminated sheet and timber frame with paint finish and door lock is installed.
	Kitchen Door	Solid core timber door finished with wood pattern plastic laminated sheet, timber frame finished with paint finish, glass vision panel, door closer and door lock is installed.
b.	Bathroom 1 & 2	Fitted with ceramic wash basin with chromate finished basin mixer, ceramic water closet and steel enamel bathtub with handgrips (1500 mm (L) x 750 mm (W) x 420 mm (H)) are installed. Timber mirror cabinet, timber vanity cabinet finished with stone counter-top are installed. Other fittings and accessories include chrome plated towel bar and toilet paper holder. Copper pipes are adopted for cold and hot water supply system. For appliances provision and brand names, please refer to the "Appliances Schedule".
	Master Bathroom	Fitted with ceramic wash basin with chromate finished basin mixer, ceramic water closet and steel enamel corner bathtub (1500 mm (RAD) x 1620 mm (ARC Length) x 400 mm (H)) and shower cubicle with clear glazing panels are installed. Timber mirror cabinet, timber vanity cabinet finished with stone counter-top are installed. Other fittings and accessories include chrome plated towel bar and toilet paper holder. Copper pipes are adopted for cold and hot water supply system. For appliances provision and brand names, please refer to "Appliances Schedule".
	Bathroom 3	Fitted with ceramic wash basin with chromate finished basin mixer, ceramic water closet and shower cubicle with clear glazing panels and timber door frame are installed. Timber mirror cabinet, timber vanity cabinet finished with stone counter-top are installed. Other fittings and accessories include chrome plated towel bar and toilet paper holder. Copper pipes are adopted for cold and hot water supply system. For appliances provision and brand names, please refer to "Appliances Schedule".
c.	Kitchen	Timber top and bottom kitchen cabinet is finished with plastic laminated sheet, and with solid surfacing material counter-top with stainless steel double sink and chromate finished sink mixer. Other provisions include rangehood, double burner gas hob, single burner gas hob, microwave oven, wine cellar, built-in oven, BBQ grill, refrigerator, washer-dryer and gas water heater. Copper pipes are adopted for cold and hot water supply system. For appliances provision and brand names, please refer to the "Appliances Schedule".
d.	Bedroom	Nil.
e.	Telephone	Telephone outlets are provided for living room, dining room and bedrooms (except store room). For the location and number of connection points, please refer to "Schedule of Mechanical & Electrical Provisions" and "Mechanical & Electrical Provision Plan".
f.	Aerials	TV and FM connection points are provided for living room, dining room and bedrooms (except store room). For the location and number of connection points, please refer to "Schedule of Mechanical & Electrical Provisions" and "Mechanical & Electrical Provision Plan".
g.	Electrical Installations	Electrical conduit wiring for lighting, power points and air-conditioner points are provided. Conduits are partly concealed and partly exposed ¹ . Single-phase electricity supply with miniature circuit breaker distribution board is provided. For the location and number of power points and air-conditioner points, please refer to "Schedule of Mechanical & Electrical Provisions" and "Mechanical & Electrical Provision Plan".
h.	Gas Supply	Gas supply pipes are provided for gas cooker and gas water heater. For location of gas water heater, please refer to the "Mechanical & Electrical Provision Plan".
i.	Washing Machine Connection Point	Drain point and water point are provided for washing machine. For location of the connection points, please refer to the "Mechanical & Electrical Provision Plan".
j.	Water Supply	Copper water pipes for cold water supply and half hard copper water pipes with thermal insulation for hot water supply. Water pipes are partly concealed and partly exposed ² . Hot water supply to bathroom and kitchen is provided by gas water heater.

Note: 1. Other than those parts of the conduits concealed within concrete, the rest of them are exposed. The exposed conduits may be covered or hidden by false ceilings, bulkheads, cabinets, claddings, non-concrete partition walls, designated pipe ducts or other materials.

2. Other than those parts of the water pipes concealed within concrete, the rest of them are exposed. The exposed water pipes may be covered or hidden by false ceilings, bulkheads, cabinets, claddings, non-concrete partition walls, designated pipe ducts or other materials.

4. Miscellaneous - House 18

a.	Lifts	1 lift installed in Clubhouse serving G/F to Roof Floor. (Brand: Schindler Model No. : MX-GC) No lift for residential blocks.
b.	Letter Box	Stainless steel letter box is provided.
c.	Refuse Collection	Two refuse storage and material collection chambers are provided on G/F for collection of refuse by cleaners regularly.
d.	Water Meter, Electricity Meter and Gas Meter	Water meter and electricity meter are provided in common meter rooms on carpark floor. Gas meter is provided in the unit. Water meter, electricity meter and gas meter are all separate meters.

5. Security Facilities - House 18

a.	Security System	CCTV system connected to management office is installed at fence wall, carpark and main entrance.
b.	Access Control System	Visitor panel is installed at the main entrance of the property development.

6. Appliances Schedule - House 18

Location	Appliances	Units apply	Brand	Model No. (if any) Outdoor / Indoor Unit
Stairhood (R/F)	Split-type air-conditioner	House 18	Daikin	RXD50BVMA / FTXD50FVM
Stairhood (2/F)	Split-type air-conditioner	House 18	Mitsubishi	SCM68YA / SKM50YA
Master Bedroom (2/F)	Split-type air-conditioner	House 18	Daikin	RXD60BVMA / FTXD60FVM
Dressing Room (2/F)	Split-type air-conditioner	House 18	Daikin	RXD25DVMA / FTXD25DVMA
Bedroom 3 (2/F)	Split-type air-conditioner	House 18	Daikin	RXD60BVMA / FTXD60FVM
Family Room (1/F)	Split-type air-conditioner	House 18	Daikin	RXD60BVMA / FTXD60FVM
	Split-type air-conditioner	House 18	Daikin	RXD60BVMA / FTXD60FVM
Study Room (1/F)	Split-type air-conditioner	House 18	Mitsubishi	SCM68YA / SKM40YA
Bedroom 1 (1/F)	Split-type air-conditioner	House 18	Daikin	RXD50BVMA / FTXD50FVM
Bedrrom 2 (1/F)	Split-type air-conditioner	House 18	Daikin	RXD50BVMA / FTXD50FVM
Living Room (G/F)	Split-type air-conditioner	House 18	Daikin	RXD71BVMV / FTXD71FVM
Dining Room (G/F)	Split-type air-conditioner	House 18	Daikin	RXD71BVMV / FTXD71FVM
Kitchen (G/F)	Split-type air-conditioner	House 18	Daikin	RXD25DVMA / FTXD25DVMA
Maid Room / Store (G/F)	Split-type air-conditioner	House 18	Daikin	RXD35DVMA / FTXD35DVMA

Location	Appliances	Units apply	Brand	Model No. (if any)
Living Room	Videophone	House 18	TCS	IUK50
Master Bedroom	Videophone	House 18	TCS	IUK50
Kitchen	Range hood	House 18	Siemens	HBD-FX23-8
	Single burner gas hob	House 18	Siemens	ER511502W
	Double burner gas hob	House 18	Siemens	ER512502W
	BBQ Grill	House 18	Siemens	ET510501E
	Microwave oven	House 18	Siemens	HF15M560HK
	Wine Cellar	House 18	Nording Cave	CS55G
	Built-in oven	House 18	Siemens	HB230510J
	Refrigerator	House 18	Siemens	KA56NV40NE
	Washer-Dryer	House 18	Siemens	WD10D520HK
	Gas Water Heater	House 18	TGC	RJW160TFQL & RJW220TFQL

The vendor undertakes that if lifts or appliances of the specified brand name or model number are not installed in the development, lifts or appliances of comparable quality will be installed.

1. Exterior Finishes - Duplex Flat on B/F & G/F of House 32

a.	External Wall	Finished with ceramic tiles, spray paints and aluminium louvers.
b.	Window	Aluminium window frames with fluorocarbon coating and powder coating and clear glazing are installed.
c.	Bay Window	Reinforced concrete bay window is installed with fluorocarbon coated and powder coated aluminium window frame fitted with clear glazing. Granite window sill boards are installed.
d.	Planter	Nil.
e.	Verandah or balcony	Nil.
f.	Drying facilities for clothing	Nil.

2. Interior Finishes - Duplex Flat on B/F & G/F of House 32

a.	Lobby	Nil.
b.	Internal wall and ceiling	Walls at bedrooms are finished with wallpaper, ceiling is finished with emulsion paint and false ceiling is finished with timber. Walls at master bedroom are finished with wallpaper and fabric, ceiling is finished with emulsion paint and false ceiling is finished with timber. Walls at living room and dining room are finished with wallpaper, wood veneer, mirror and marble, ceiling is finished with emulsion paint and false ceiling is finished with timber and gypsum board.
c.	Internal floor	Engineering wood flooring with wood skirting in living room, dining room and bedrooms.
d.	Bathroom	Floor is finished with homogeneous and ceramic tiles (for exposed surface only). Walls are finished with homogeneous and ceramic tiles (for exposed surface only) up to the line of aluminium false ceiling.
e.	Kitchen	Floor is finished with homogeneous and ceramic tiles (for exposed surface only). Walls are finished with homogeneous and ceramic tiles (for exposed surface only) up to the line of aluminium and gypsum board false ceiling. Cooking bench is finished with solid surfacing material.

22. 裝置、裝修物料及設備

FITTINGS, FINISHES AND APPLIANCES

3. Interior Fittings - Duplex Flat on B/F & G/F of House 32

a.	Doors	
	Main Entrance Door	Solid core timber door finished with wood pattern plastic laminated sheet, timber frame with paint finish, door lock, door closer and viewer are installed.
	Basement Entrance Door	Solid core timber door finished with wood pattern plastic laminated sheet, timber frame with paint finish, door lock, door closer and viewer are installed.
	Bedroom Door	Timber door finished with wood pattern plastic laminated sheet and timber frame with paint finish and door lock is installed.
	Master Bedroom Door	Timber door finished with wood pattern plastic laminated sheet and timber frame with paint finish and door lock is installed.
	Store Room Door	Timber door finished with wood pattern plastic laminated sheet and timber frame with paint finish and door lock is installed.
	Store Room Door (Underneath Internal Staircase)	Timber door finished with paint and wallpaper and timber frame with paint and wallpaper finish, door closer is installed.
	Study Room Door	Timber door finished with wood pattern plastic laminated sheet and timber frame with paint finish and door lock is installed.
	Bathroom Door	Timber door finished with wood pattern plastic laminated sheet and timber frame with paint finish and door lock is installed.
	Lavatory Door	Timber door finished with wood pattern plastic laminated sheet and timber frame with paint finish and door lock is installed.
	Kitchen	Solid core timber door finished with wood pattern plastic laminated sheet, timber frame with paint finish, glass vision panel, door closer is installed.
b.	Bathroom	Fitted with ceramic wash basin with chromate finished basin mixer, ceramic water closet and steel enamel bathtub (1500 mm (L) x 750 mm (W) x 420 mm (H)) are installed. Timber mirror cabinet, timber vanity cabinet finished with solid surfacing material counter-top are installed. Other fittings and accessories include chrome plated towel bar and toilet paper holder. Copper pipes are adopted for cold and hot water supply system. For appliances provision and brand names, please refer to the "Appliances Schedule".
c.	Kitchen	Timber top and bottom kitchen cabinet is finished with plastic laminated sheet, and with solid surfacing material counter-top with stainless steel double sink and chromate finished sink mixer. Other provisions include rangehood, triple burner gas hob, microwave oven, built-in steamer, refrigerator, washer-dryer and gas water heater. Copper pipes are adopted for cold and hot water supply system. For appliances provision and brand names, please refer to the "Appliances Schedule".
d.	Bedroom	Nil.
e.	Telephone	Telephone outlets are provided for living room, dining room and bedrooms (except store room). For the location and number of connection points, please refer to "Schedule of Mechanical & Electrical Provisions" and "Mechanical & Electrical Provision Plan".
f.	Aerials	TV and FM connection points are provided for living room, dining room and bedrooms (except store room). For the location and number of connection points, please refer to "Schedule of Mechanical & Electrical Provisions" and "Mechanical & Electrical Provision Plan".
g.	Electrical Installations	Electrical conduit wiring for lighting, power points and air-conditioner points are provided. Conduits are partly concealed and partly exposed ¹ . Single-phase electricity supply with miniature circuit breaker distribution board is provided. For the location and number of power points and air-conditioner points, please refer to "Schedule of Mechanical & Electrical Provisions" and "Mechanical & Electrical Provision Plan".
h.	Gas Supply	Gas supply pipes are provided for gas cooker and gas water heater. For location of gas water heater, please refer to the "Mechanical & Electrical Provision Plan".
i.	Washing Machine Connection Point	Drain point and water point are provided for washing machine. For location of the connection points, please refer to the "Mechanical & Electrical Provision Plan".
j.	Water Supply	Copper water pipes for cold water supply and half hard copper water pipes with thermal insulation for hot water supply. Water pipes are partly concealed and partly exposed ² . Hot water supply to bathroom and kitchen is provided by gas water heater.

Note: 1. Other than those parts of the conduits concealed within concrete, the rest of them are exposed. The exposed conduits may be covered or hidden by false ceilings, bulkheads, cabinets, claddings, non-concrete partition walls, designated pipe ducts or other materials.

2. Other than those parts of the water pipes concealed within concrete, the rest of them are exposed. The exposed water pipes may be covered or hidden by false ceilings, bulkheads, cabinets, claddings, non-concrete partition walls, designated pipe ducts or other materials.

4. Miscellaneous - Duplex Flat on B/F & G/F of House 32

a.	Lifts	1 lift installed in Clubhouse serving G/F to Roof Floor. (Brand: Schindler Model No. : MX-GC) No lift for residential blocks.
b.	Letter Box	Stainless steel letter box is provided.
c.	Refuse Collection	Two refuse storage and material collection chambers are provided on G/F for collection of refuse by cleaners regularly.
d.	Water Meter, Electricity Meter and Gas Meter	Water meter and electricity meter are provided in common meter rooms on carpark floor. Gas meter is provided in the unit. Water meter, electricity meter and gas meter are all separate meters.

5. Security Facilities - Duplex Flat on B/F & G/F of House 32

a.	Security System	CCTV system connected to management office is installed at fence wall, carpark and main entrance.
b.	Access Control System	Visitor panel is installed at the main entrance of the property development.

6. Appliances Schedule - Duplex Flat on B/F & G/F of House 32

Location	Appliances	Units apply	Brand	Model No. (if any) Outdoor / Indoor Unit
Living Room / Dining Room	Split-type air-conditioner	Duplex Flat on B/F & G/F of House 32	Brandt	BC24SG / BE24SG
Bedroom	Split-type air-conditioner	Duplex Flat on B/F & G/F of House 32	Brandt	BC09SG / BE09SG
Master Bedroom	Split-type air-conditioner	Duplex Flat on B/F & G/F of House 32	Brandt	BG218MSC / BG209MSE

Location	Appliances	Units apply	Brand	Model No. (if any)
Living Room / Dining Room	Videophone	Duplex Flat on B/F of House 32	TCS	IUK50
Entrance Door	Videophone	Duplex Flat on G/F of House 32	TCS	IUK50
Kitchen	Range hood	Duplex Flat on B/F & G/F of House 32	TGC	Cube
	Triple burner gas-hob	Duplex Flat on B/F & G/F of House 32	TGC	H06 RTB 73-G-B
	Microwave oven	Duplex Flat on B/F & G/F of House 32	Siemens	HF15M560HK
	Built-in steamer	Duplex Flat on B/F & G/F of House 32	Siemens	HB24D561E
	Refrigerator	Duplex Flat on B/F & G/F of House 32	Whirlpool	WF195
	Washer-Dryer	Duplex Flat on B/F & G/F of House 32	Siemens	WD10D520HK
	Gas Water Heater	Duplex Flat on B/F & G/F of House 32	TGC	RJW160TFQL & RJW220TFQL
	Ventilation Fan	Duplex Flat on B/F & G/F of House 32	Imasu	TUB215
Bathroom	Ventilation Fan	Duplex Flat on B/F & G/F of House 32	Ostberg	RFE 140 BKU aut.tp.MkII Gelec

The vendor undertakes that if lifts or appliances of the specified brand name or model number are not installed in the development, lifts or appliances of comparable quality will be installed.

22. 裝置、裝修物料及設備

FITTINGS, FINISHES AND APPLIANCES

機電裝置數量說明表 Schedule of Mechanical & Electrical Provisions

屋 House	層數 Floor	位置 Location	電視及電台 天線插座 TV / FM Outlet	電話插座 Telephone Outlet	單位電插座 13A Socket Outlet	雙位電插座 13A Twin Socket Outlet	單位防水 電插座 13A Waterproof Socket Outlet	接線座 Fused Spur Unit	室內空調 機接駁點 Connection Point for Indoor A/C Unit	抽氣扇 接駁點 Connection Point for Exhaust Fan	煤氣 熱水爐 Gas Water Heater	洗衣機 來水位 Water Point for Washing Machine	洗衣機 去水位 Drain Point for Washing Machine	室外空調 機接駁點 Connection Point for Outdoor A/C Unit
1-6	G/F	客飯廳 Living Room & Dining Room	1	2	0	4	0	0	2	0	0	0	0	0
		主人睡房 Master Bedroom	1	1	0	3	0	0	2	0	0	0	0	0
		睡房 1 Bedroom 1	1	1	0	2	0	0	1	0	0	0	0	0
		睡房 2 Bedroom 2	1	1	0	2	0	0	1	0	0	0	0	0
		主人浴室 Master Bathroom	0	0	0	0	0	0	0	1	0	0	0	0
		浴室 Bathroom	0	0	0	0	0	1	0	0	0	0	0	0
		廚房 Kitchen	0	0	3	1	0	2	0	1	1	1	1	0
		儲物間 Store	0	0	0	1	0	1	0	0	0	0	0	0
		冷氣機平台 A / C Platform	0	0	0	0	0	0	0	0	0	0	0	6
1-6	1/F	客飯廳 Living Room & Dining Room	1	2	0	4	0	0	2	0	0	0	0	0
		主人睡房 Master Bedroom	1	1	0	3	0	0	2	0	0	0	0	0
		睡房 1 Bedroom 1	1	1	0	2	0	0	1	0	0	0	0	0
		睡房 2 Bedroom 2	1	1	0	2	0	0	1	0	0	0	0	0
		主人浴室 Master Bathroom	0	0	0	0	0	0	0	1	0	0	0	0
		浴室 Bathroom	0	0	0	0	0	1	0	0	0	0	0	0
		廚房 Kitchen	0	0	3	1	0	2	0	1	1	1	1	0
		儲物間 Store	0	0	0	1	0	1	0	0	0	0	0	0
		冷氣機平台 A / C Platform	0	0	0	0	0	0	0	0	0	0	0	6

屋 House	層數 Floor	位置 Location	電視及電台 天線插座 TV / FM Outlet	電話插座 Telephone Outlet	單位電插座 13A Socket Outlet	雙位電插座 13A Twin Socket Outlet	單位防水 電插座 13A Waterproof Socket Outlet	接線座 Fused Spur Unit	防水接線座 Waterproof Fused Spur Unit	室內空調 機接駁點 Connection Point for Indoor A/C Unit	抽氣扇 接駁點 Connection Point for Exhaust Fan	煤氣 熱水爐 Gas Water Heater	洗衣機 來水位 Water Point for Washing Machine	洗衣機 去水位 Drain Point for Washing Machine	室外空調 機接駁點 Connection Point for Outdoor A/C Unit
1-6	2/F, 3/F & R/F	客飯廳 Living Room & Dining Room	1	2	0	4	0	0	0	2	0	0	0	0	0
		主人睡房 Master Bedroom	1	1	0	2	0	0	0	2	0	0	0	0	0
		睡房 1 Bedroom 1	1	1	0	2	0	0	0	1	0	0	0	0	0
		睡房 2 Bedroom 2	1	1	0	2	0	0	0	1	0	0	0	0	0
		睡房 3 Bedroom 3	1	1	0	2	0	0	0	1	0	0	0	0	0
		主人浴室 Master Bathroom	0	0	0	0	0	0	0	0	1	0	0	0	0
		浴室 Bathroom	0	0	0	0	0	1	0	0	0	0	0	0	0
		廚房 Kitchen	0	0	3	2	0	2	0	0	0	1	1	1	0
		儲物間 Store	0	0	0	1	0	1	0	0	0	0	0	0	0
		天台 Roof	0	0	0	0	1	0	2	0	0	0	0	0	6
8		客飯廳 Living Room & Dining Room	2	2	1	6	0	0	0	4	0	0	0	0	0
		起居室 Family Room	1	1	0	4	0	0	0	2	0	0	0	0	0
		主人睡房 Master Bedroom	1	1	0	3	0	0	0	2	0	0	0	0	0
		主人衣帽間 Master Dressing Room	0	0	0	1	0	0	0	0	0	0	0	0	0
		主人浴室 Master Bathroom	0	0	0	0	0	1	0	0	1	0	0	0	0
		睡房 1 Bedroom 1	1	1	0	2	0	0	0	1	0	0	0	0	0
		睡房 2 Bedroom 2	1	1	0	3	0	0	0	2	0	0	0	0	0
		睡房 3 Bedroom 3	1	1	0	3	0	0	0	2	0	0	0	0	0
		起居室洗手間 Family Room Toilet	0	0	0	0	0	1	0	0	1	0	0	0	0
		樓梯間 Stairhood	0	0	0	0	0	0	0	1	0	0	0	0	0

22. 裝置、裝修物料及設備

FITTINGS, FINISHES AND APPLIANCES

機電裝置數量說明表 Schedule of Mechanical & Electrical Provisions

屋 House	層數 Floor	位置 Location	電視及電台 天線插座 TV / FM Outlet	電話插座 Telephone Outlet	單位電插座 13A Socket Outlet	雙位電插座 13A Twin Socket Outlet	單位防水 電插座 13A Waterproof Socket Outlet	接線座 Fused Spur Unit	防水接線座 Waterproof Fused Spur Unit	室內空調 機接駁點 Connection Point for Indoor A/C Unit	抽氣扇 接駁點 Connection Point for Exhaust Fan	煤氣 熱水爐 Gas Water Heater	洗衣機 來水位 Water Point for Washing Machine	洗衣機 去水位 Drain Point for Washing Machine	室外空調 機接駁點 Connection Point for Outdoor A/C Unit
8		洗手間 Toilet	0	0	0	0	0	0	0	0	1	0	0	0	0
		睡房1浴室 Bedroom 1 Bathroom	0	0	0	0	0	0	0	0	1	0	0	0	0
		睡房2浴室 Bedroom 2 Bathroom	0	0	0	0	0	1	0	0	1	0	0	0	0
		睡房3浴室 Bedroom 3 Bathroom	0	0	0	0	0	0	0	0	1	0	0	0	0
		睡房3衣帽間 Bedroom 3 Dressing Rm.	0	0	0	1	0	0	0	0	0	0	0	0	0
		書房 Study Room	1	1	0	2	0	0	0	1	0	0	0	0	0
		工人房 Maid Room	0	0	0	1	0	3	0	1	1	2	0	0	0
		廚房 Kitchen	0	0	2	2	0	2	0	1	0	0	1	1	0
		儲物間 Store	0	0	1	0	0	0	0	0	0	0	0	0	0
		天台 Roof	0	0	0	0	2	0	4	0	0	0	0	0	7
18		客飯廳 Living Room & Dining Room	2	3	1	8	0	0	0	2	0	0	0	0	0
		起居室 Family Room	1	1	1	1	0	0	0	2	0	0	0	0	0
		主人睡房 Master Bedroom	1	1	0	3	0	0	0	1	0	0	0	0	0
		主人衣帽間 Master Dressing Rm.	0	1	1	0	0	0	0	1	0	0	0	0	0
		主人浴室 Master Bathroom	0	0	1	0	0	0	0	0	1	0	0	0	0
		睡房 1 Bedroom 1	1	1	0	2	0	0	0	1	0	0	0	0	0
		睡房 2 Bedroom 2	1	1	0	2	0	0	0	1	0	0	0	0	0
		睡房 3 Bedroom 3	1	1	0	2	0	0	0	1	0	0	0	0	0

屋 House	層數 Floor	位置 Location	電視及電台 天線插座 TV / FM Outlet	電話插座 Telephone Outlet	單位電插座 13A Socket Outlet	雙位電插座 13A Twin Socket Outlet	單位防水 電插座 13A Waterproof Socket Outlet	接線座 Fused Spur Unit	室內空調 機接駁點 Connection Point for Indoor A/C Unit	抽氣扇 接駁點 Connection Point for Exhaust Fan	煤氣 熱水爐 Gas Water Heater	洗衣機 來水位 Water Point for Washing Machine	洗衣機 去水位 Drain Point for Washing Machine	室外空調 機接駁點 Connection Point for Outdoor A/C Unit
18		睡房1浴室 Bedroom 1 Bathroom	0	0	1	0	0	0	0	1	0	0	0	0
		睡房2浴室 Bedroom 2 Bathroom	0	0	1	0	0	0	0	1	0	0	0	0
		睡房3浴室 Bedroom 3 Bathroom	0	0	1	0	0	0	0	1	0	0	0	0
		書房 Study Room	1	1	0	2	0	0	1	0	0	0	0	0
		工人房 / 儲物間 Maid / Store	0	0	1	1	0	2	1	1	2	0	0	0
		洗手間 Lavatory	0	0	1	0	0	0	0	0	0	0	0	0
		廚房 Kitchen	0	0	7	4	0	0	1	1	0	1	1	0
		樓梯間 Stairhood	0	0	0	0	0	0	2	0	0	0	0	0
		天台 Roof	0	0	0	0	2	0	0	0	0	0	0	13
9-16, 20-28	G/F	客飯廳 Living Room & Dining Room	1	1	0	5	0	0	2	0	0	0	0	0
		主人睡房 Master Bedroom	1	1	0	2	0	0	1	0	0	0	0	0
		睡房 1 Bedroom 1	1	1	0	2	0	0	1	0	0	0	0	0
		睡房 2 Bedroom 2	1	1	0	2	0	0	1	0	0	0	0	0
		主人浴室 Master Bathroom	0	0	0	0	0	1	0	0	0	0	0	0
		浴室 Bathroom	0	0	0	0	0	1	0	0	0	0	0	0
		廚房 Kitchen	0	0	3	3	0	3	0	1	1	1	1	0
		儲物間 Store	0	0	0	1	0	3	0	0	0	0	0	0
		冷氣機平台 A / C Platform	0	0	0	0	0	0	0	0	0	0	0	5

22. 裝置、裝修物料及設備

FITTINGS, FINISHES AND APPLIANCES

機電裝置數量說明表 Schedule of Mechanical & Electrical Provisions

屋 House	層數 Floor	位置 Location	電視及電台 天線插座 TV / FM Outlet	電話插座 Telephone Outlet	單位電插座 13A Socket Outlet	雙位電插座 13A Twin Socket Outlet	單位防水 電插座 13A Waterproof Socket Outlet	接線座 Fused Spur Unit	室內空調 機接駁點 Connection Point for Indoor A/C Unit	抽氣扇 接駁點 Connection Point for Exhaust Fan	煤氣 熱水爐 Gas Water Heater	洗衣機 來水位 Water Point for Washing Machine	洗衣機 去水位 Drain Point for Washing Machine	室外空調 機接駁點 Connection Point for Outdoor A/C Unit
9-16, 20-28	1/F	客飯廳 Living Room & Dining Room	1	2	0	5	0	0	2	0	0	0	0	0
		主人睡房 Master Bedroom	1	1	0	2	0	0	1	0	0	0	0	0
		睡房 1 Bedroom 1	1	1	0	2	0	0	1	0	0	0	0	0
		睡房 2 Bedroom 2	1	1	0	2	0	0	1	0	0	0	0	0
		主人浴室 Master Bathroom	0	0	0	0	0	1	0	0	0	0	0	0
		浴室 Bathroom	0	0	0	0	0	1	0	0	0	0	0	0
		廚房 Kitchen	0	0	4	3	0	3	0	1	1	1	1	0
		儲物間 Store	0	0	0	1	0	3	0	0	0	0	0	0
		冷氣機平台 A / C Platform	0	0	0	0	0	0	0	0	0	0	0	5
9-16, 20-28	2/F,3/F & R/F	客飯廳 Living Room & Dining Room	1	2	0	5	0	0	2	0	0	0	0	0
		主人睡房 Master Bedroom	1	1	0	2	0	0	1	0	0	0	0	0
		主人衣帽間 Master Dressing Room	0	0	0	3	0	0	0	0	0	0	0	0
		睡房 1 Bedroom 1	1	1	0	2	0	0	1	0	0	0	0	0
		睡房 2 Bedroom 2	1	1	0	2	0	0	1	0	0	0	0	0
		睡房 3 Bedroom 3	1	1	0	2	0	0	1	0	0	0	0	0
		主人浴室 Master Bathroom	0	0	0	0	0	0	0	1	0	0	0	0
		浴室 1 Bathroom 1	0	0	0	0	0	0	0	1	0	0	0	0
		浴室 2 Bathroom 2	0	0	0	0	0	1	0	1	0	0	0	0

屋 House	層數 Floor	位置 Location	電視及電台 天線插座 TV / FM Outlet	電話插座 Telephone Outlet	單位電插座 13A Socket Outlet	雙位電插座 13A Twin Socket Outlet	單位防水 電插座 13A Waterproof Socket Outlet	接線座 Fused Spur Unit	防水接線座 Waterproof Fused Spur Unit	室內空調 機接駁點 Connection Point for Indoor A/C Unit	抽氣扇 接駁點 Connection Point for Exhaust Fan	煤氣 熱水爐 Gas Water Heater	洗衣機 來水位 Water Point for Washing Machine	洗衣機 去水位 Drain Point for Washing Machine	室外空調 機接駁點 Connection Point for Outdoor A/C Unit
9-16, 20-28	2/F,3/F & R/F	儲物間 Store	0	0	0	1	0	1	0	0	0	0	0	0	0
		洗手間 Lavatory	0	0	0	0	0	1	0	0	1	0	0	0	0
		廚房 Kitchen	0	0	3	2	0	3	0	0	1	1	1	1	0
		天台 Roof	0	0	0	0	1	0	3	0	0	0	0	0	4
29-33	B/F & G/F	客飯廳 Living Room & Dining Room	1	2	0	4	0	0	0	2	0	0	0	0	0
		主人睡房 Master Bedroom	1	1	0	3	0	0	0	2	0	0	0	0	0
		睡房 1 Bedroom 1	1	1	0	2	0	0	0	1	0	0	0	0	0
		睡房 2 Bedroom 2	1	1	0	2	0	0	0	1	0	0	0	0	0
		睡房 3 Bedroom 3	1	1	0	2	0	0	0	1	0	0	0	0	0
		主人浴室 Master Bathroom	0	0	0	0	0	0	0	0	1	0	0	0	0
		浴室 Bathroom	0	0	0	0	0	2	0	0	0	0	0	0	0
		洗手間 Lavatory	0	0	0	0	0	1	0	0	0	0	0	0	0
		廚房 Kitchen	0	0	4	2	0	3	0	0	1	2	1	1	0
		儲物間 Store	0	0	0	1	0	1	0	0	0	0	0	0	0
		儲物間洗手間 Store Lavatory	0	0	0	0	0	2	0	0	0	0	0	0	0
		整體 Overall	0	0	0	0	0	0	0	0	0	0	0	0	6

22. 裝置、裝修物料及設備

FITTINGS, FINISHES AND APPLIANCES

機電裝置數量說明表 Schedule of Mechanical & Electrical Provisions

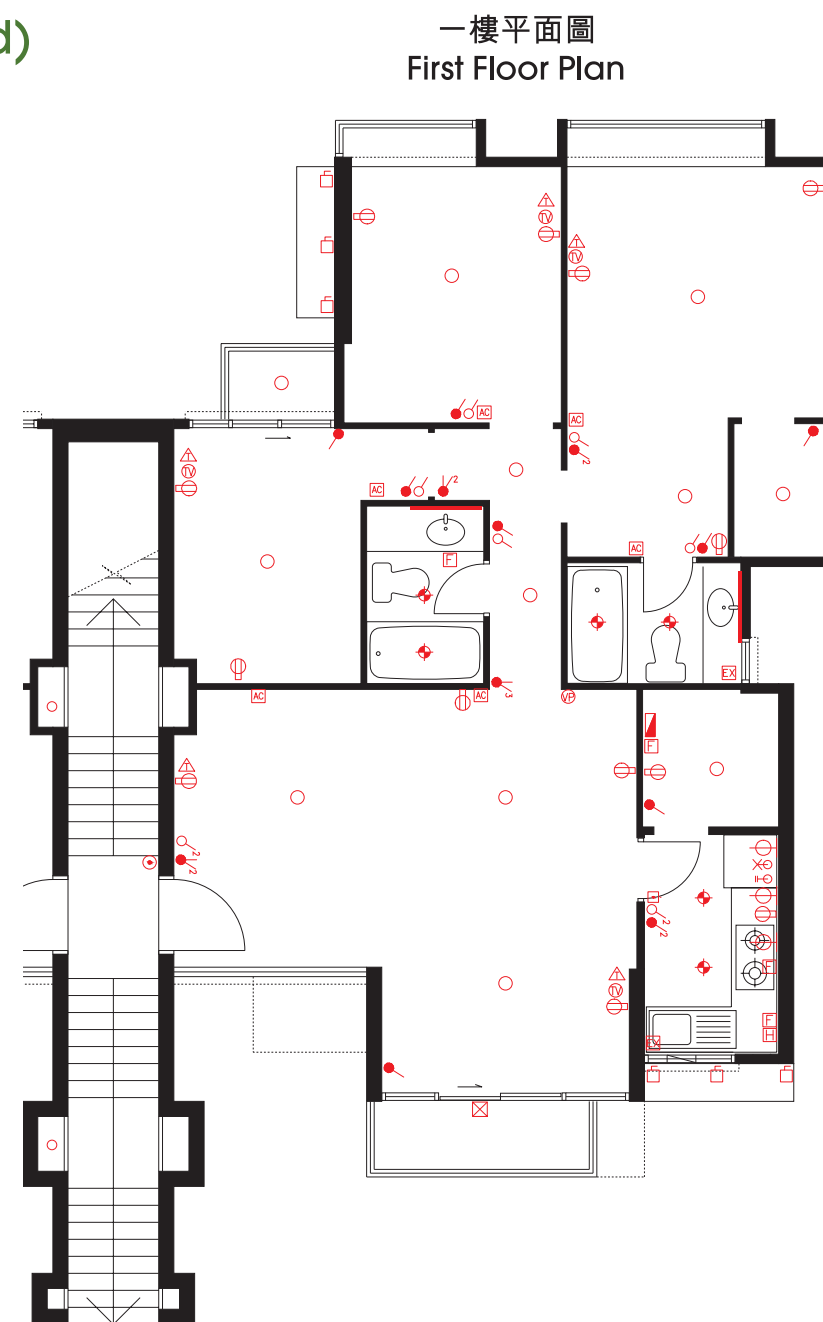
屋 House	層數 Floor	位置 Location	電視及電台 天線插座 TV / FM Outlet	電話插座 Telephone Outlet	單位電插座 13A Socket Outlet	雙位電插座 13A Twin Socket Outlet	單位防水 電插座 13A Waterproof Socket Outlet	接線座 Fused Spur Unit	防水接線座 Waterproof Fused Spur Unit	室內空調 機接駁點 Connection Point for Indoor A/C Unit	抽氣扇 接駁點 Connection Point for Exhaust Fan	煤氣 熱水爐 Gas Water Heater	洗衣機 來水位 Water Point for Washing Machine	洗衣機 去水位 Drain Point for Washing Machine	室外空調 機接駁點 Connection Point for Outdoor A/C Unit
29-33	1/F, 2/F & R/F	客飯廳 Living Room & Dining Room	1	2	0	4	0	0	0	2	0	0	0	0	0
		主人睡房 Master Bedroom	1	2	0	2	0	0	0	1	0	0	0	0	0
		睡房 1 Bedroom 1	1	1	0	2	0	0	0	1	0	0	0	0	0
		睡房 2 Bedroom 2	1	1	0	2	0	0	0	1	0	0	0	0	0
		睡房 3 Bedroom 3	1	1	0	2	0	0	0	1	0	0	0	0	0
		主人浴室 Master Bathroom	0	0	0	0	0	0	0	0	1	0	0	0	0
		浴室 1 Bathroom 1	0	0	0	0	0	0	0	0	1	0	0	0	0
		浴室 2 Bathroom 2	0	0	0	0	0	1	0	0	0	0	0	0	0
		衣帽間 Dressing Room	0	0	0	1	0	0	0	0	0	0	0	0	0
		書房 Study Room	1	1	0	2	0	0	0	1	0	0	0	0	0
		廚房 Kitchen	0	0	1	3	0	3	0	0	1	2	1	1	0
		儲物間 Store	0	0	0	1	0	1	0	0	0	0	0	0	0
		儲物間洗手間 Store Lavatory	0	0	0	0	0	2	0	0	0	0	0	0	0
		天台 Roof	0	0	0	0	1	0	3	0	0	0	0	0	6

機電裝置平面圖

Mechanical & Electrical Provision Plan



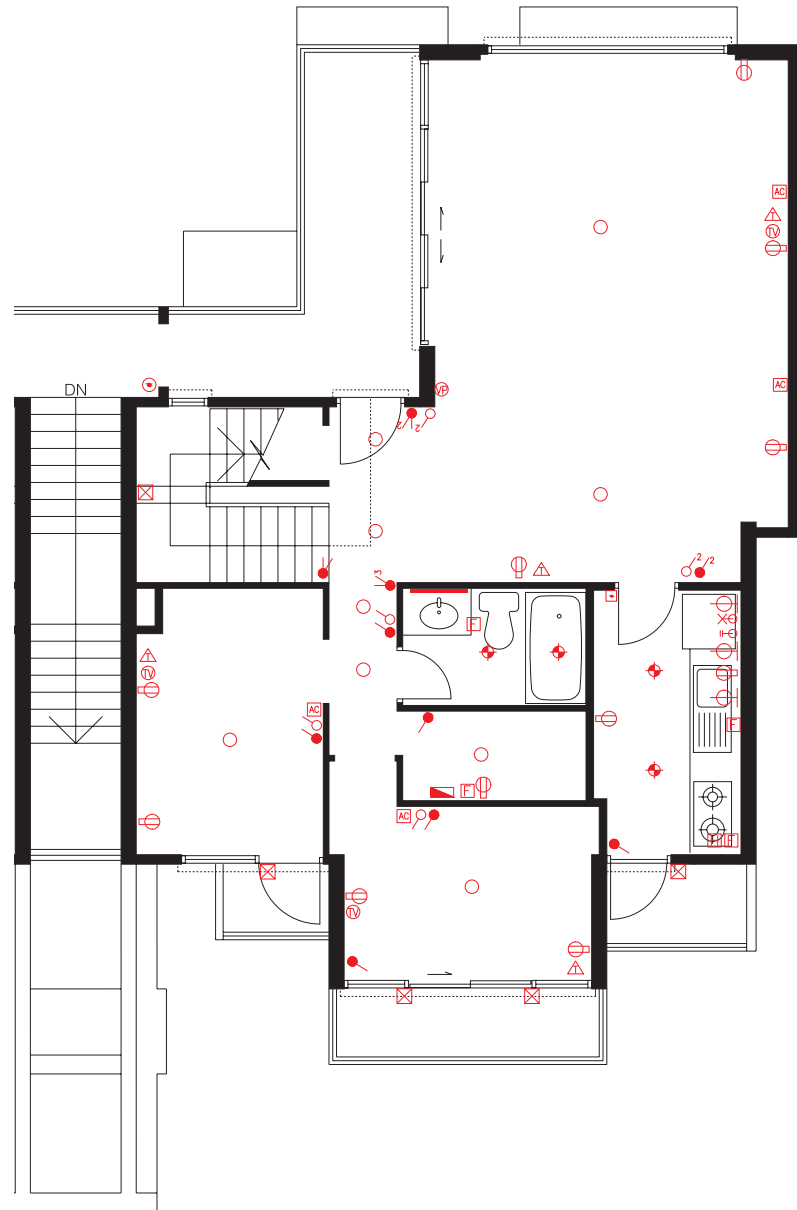
1, 2, 3及6號屋
(2及6號屋為鏡映)
House 1, 2, 3 & 6
(House 2 & 6 are mirrored)



22. 裝置、裝修物料及設備 FITTINGS, FINISHES AND APPLIANCES

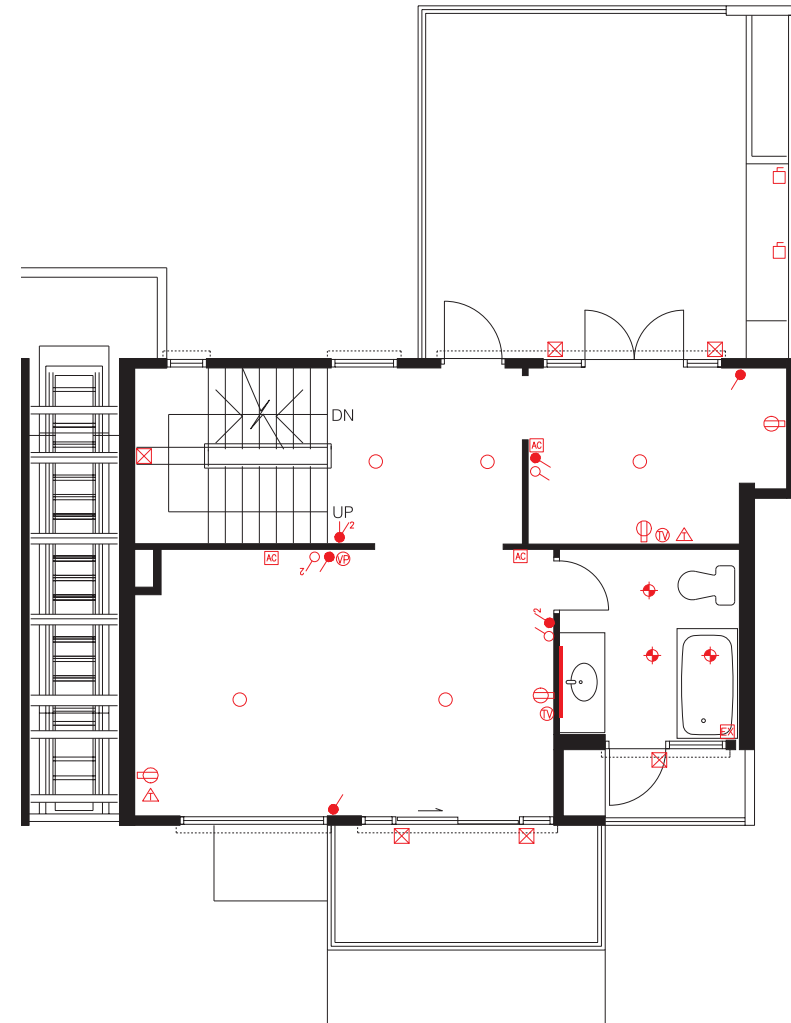
機電裝置平面圖 Mechanical & Electrical Provision Plan

二樓平面圖
Second Floor Plan



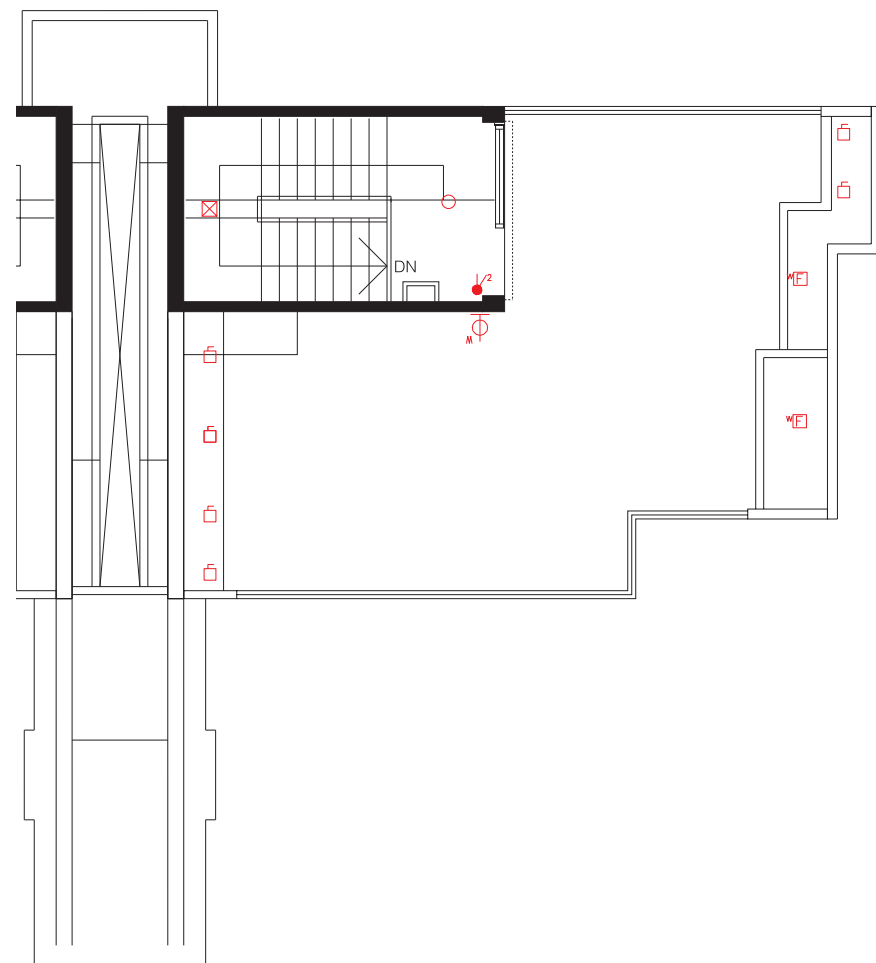
1, 2, 3及6號屋
(2及6號屋為鏡映)
House 1, 2, 3 & 6
(House 2 & 6 are mirrored)

三樓平面圖
Third Floor Plan



1, 2, 3及6號屋
(2及6號屋為鏡映)
House 1, 2, 3 & 6
(House 2 & 6 are mirrored)

天台平面圖
Roof Floor Plan



22. 裝置、裝修物料及設備

FITTINGS, FINISHES AND APPLIANCES

機電裝置平面圖

Mechanical & Electrical Provision Plan

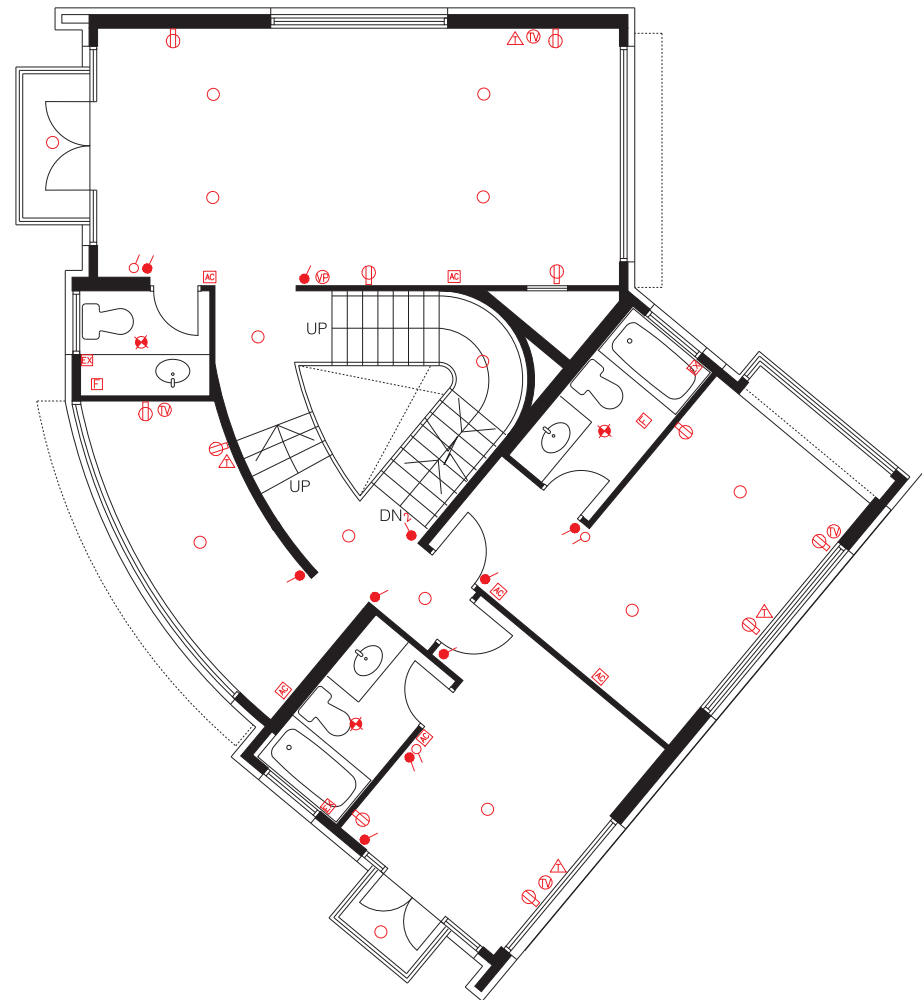


8號屋
House 8

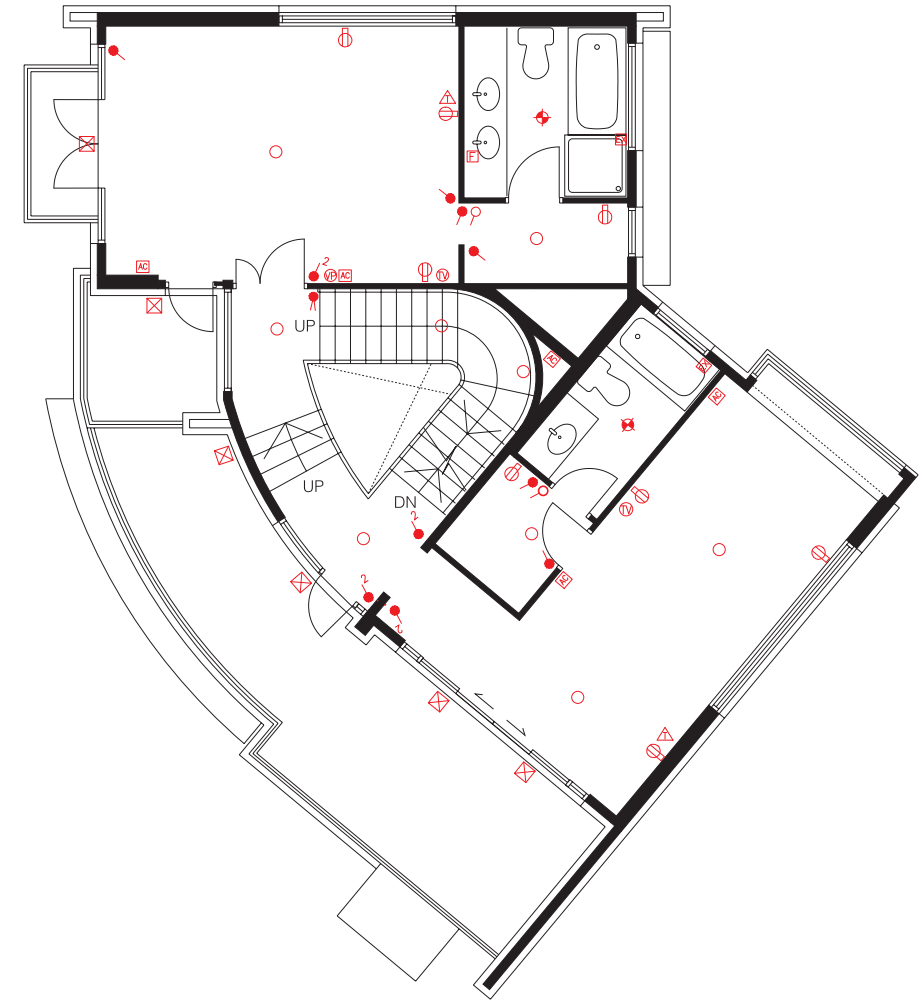
地下平面圖
Ground Floor Plan

8號屋 House 8

一樓平面圖
First Floor Plan



二樓平面圖
Second Floor Plan

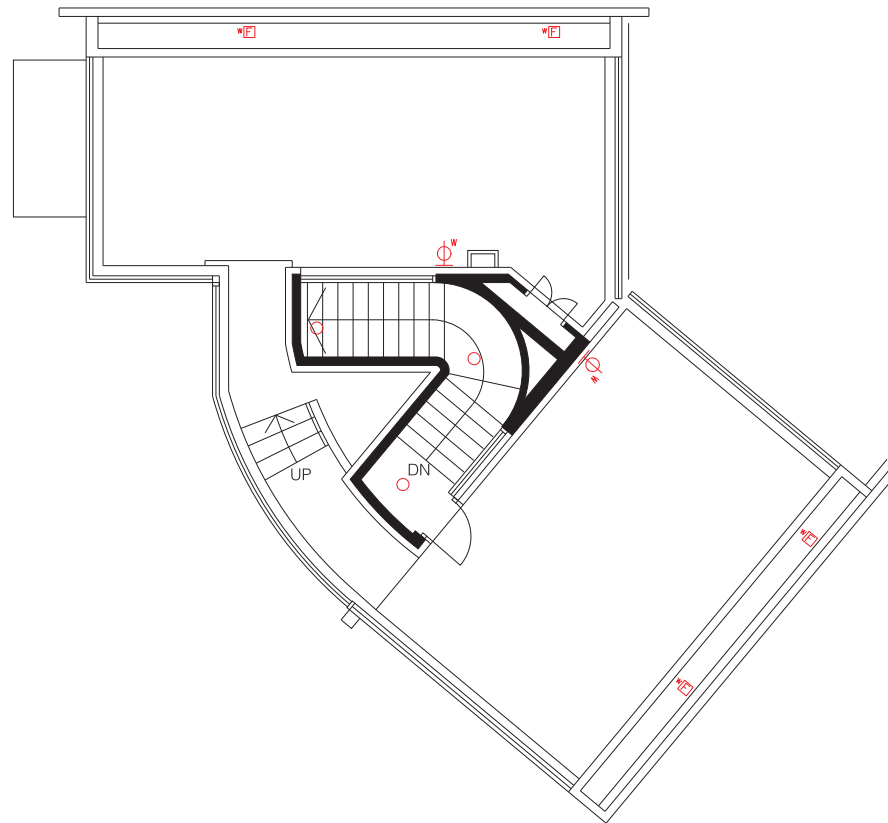


22. 裝置、裝修物料及設備 FITTINGS, FINISHES AND APPLIANCES

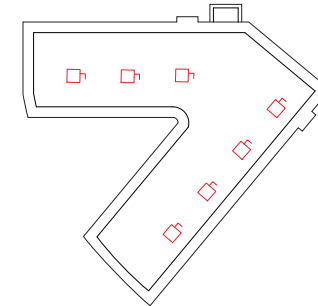
機電裝置平面圖 Mechanical & Electrical Provision Plan

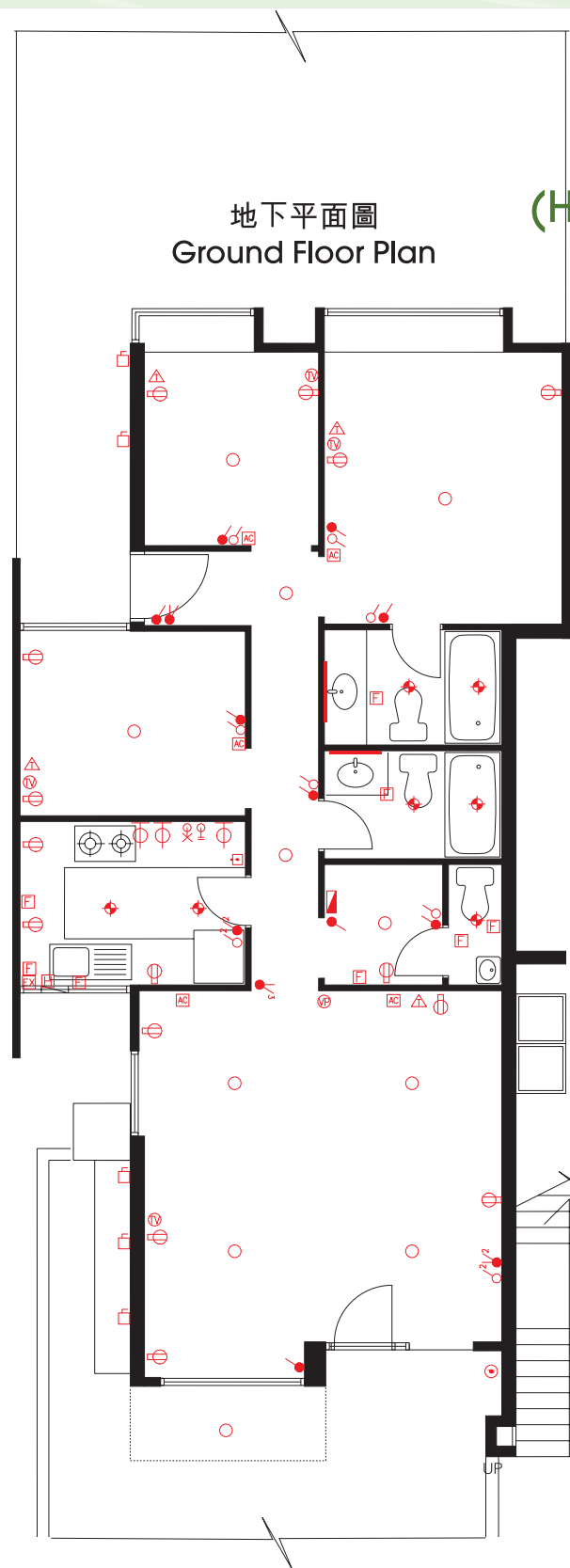
8號屋
House 8

天台平面圖
Roof Floor Plan

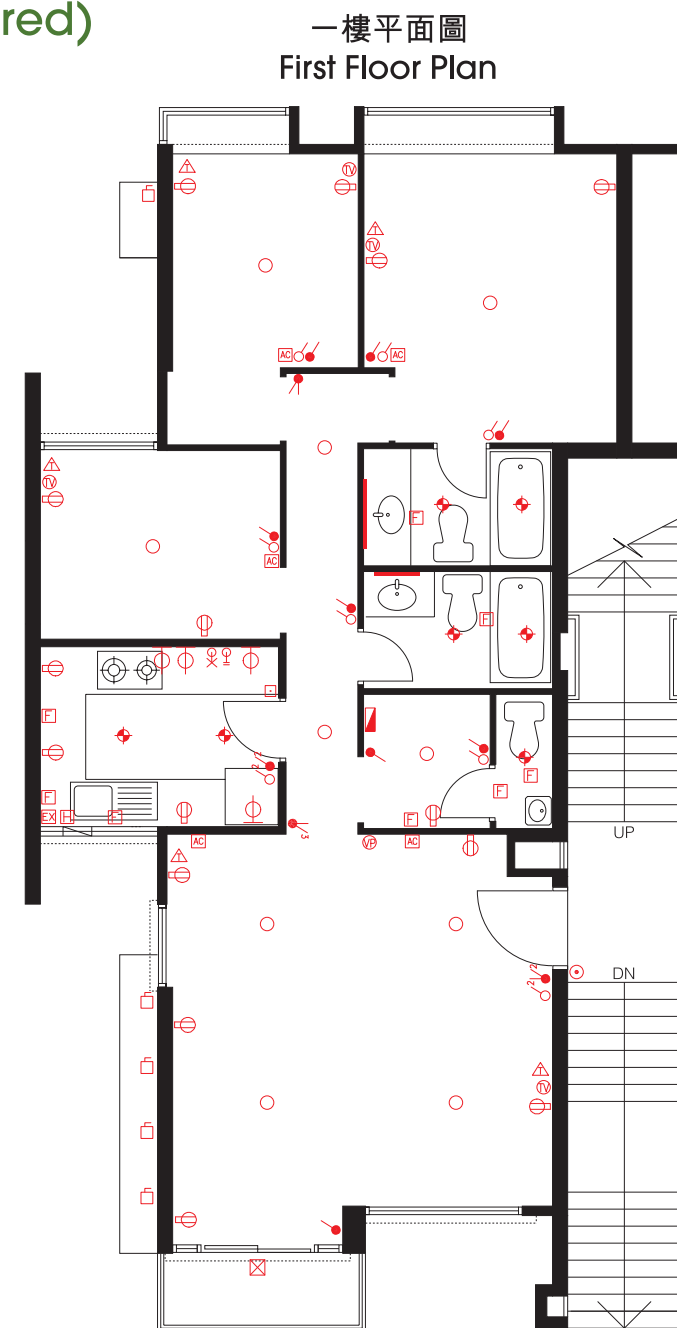


樓梯頂天台
Upper roof of stairhood





9至12, 15至16, 20至23, 26及28號屋
(10, 12, 16, 21, 23及28號屋為鏡映)
House 9-12, 15-16, 20-23, 26 & 28
(House 10,12,16,21,23 & 28 are mirrored)



22. 裝置、裝修物料及設備

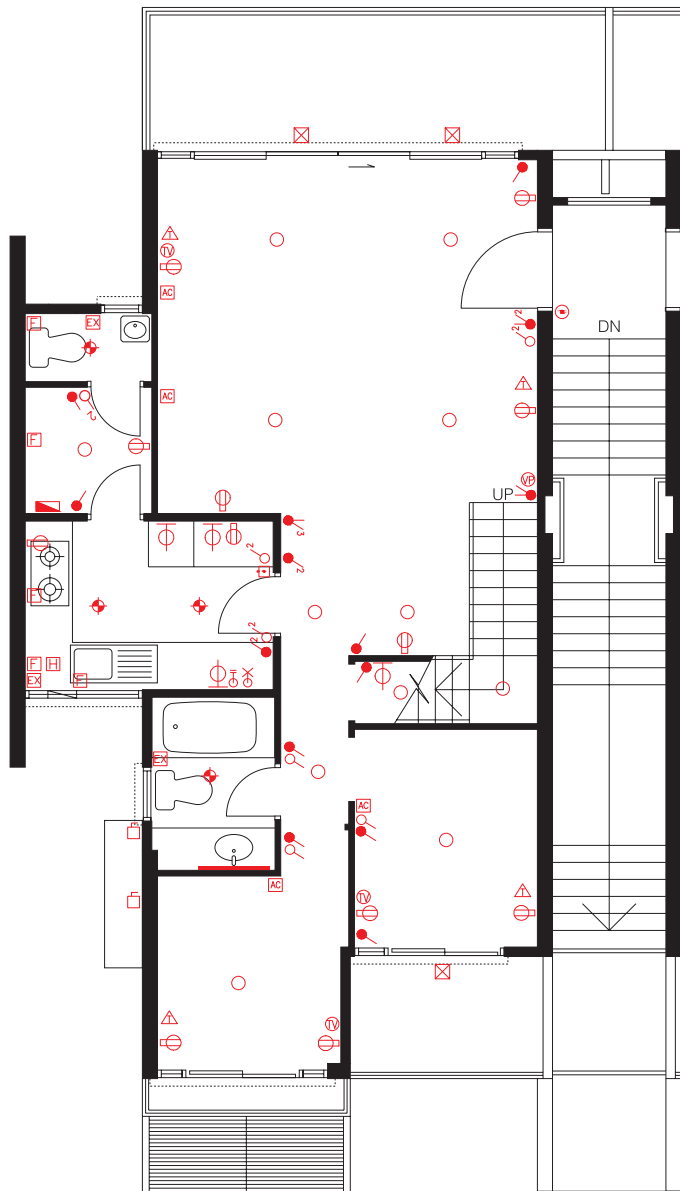
FITTINGS, FINISHES AND APPLIANCES

機電裝置平面圖

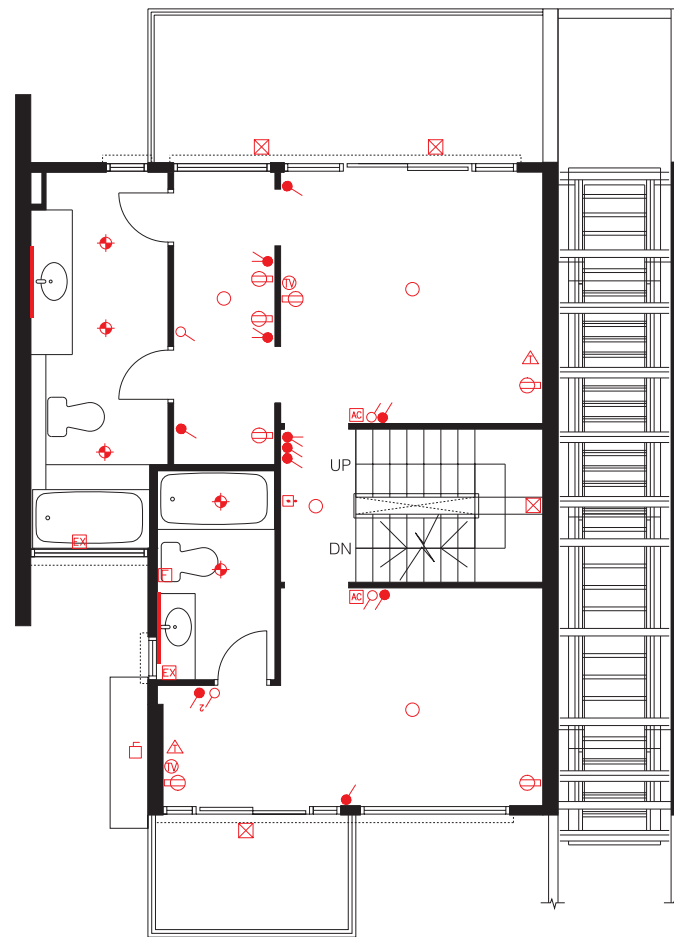
Mechanical & Electrical Provision Plan

9至12, 15至16, 20至23, 26及28號屋
(10, 12, 16, 21, 23及28號屋為鏡映)
House 9-12, 15-16, 20-23, 26 & 28
(House 10,12,16,21,23 & 28 are mirrored)

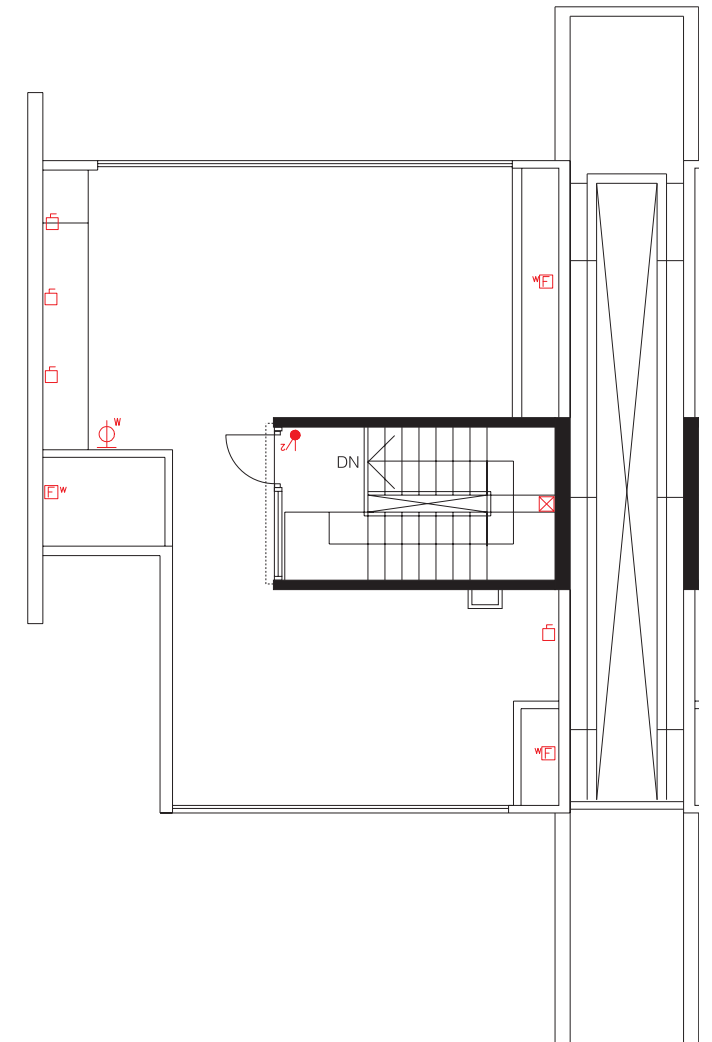
二樓平面圖
Second Floor Plan



三樓平面圖
Third Floor Plan

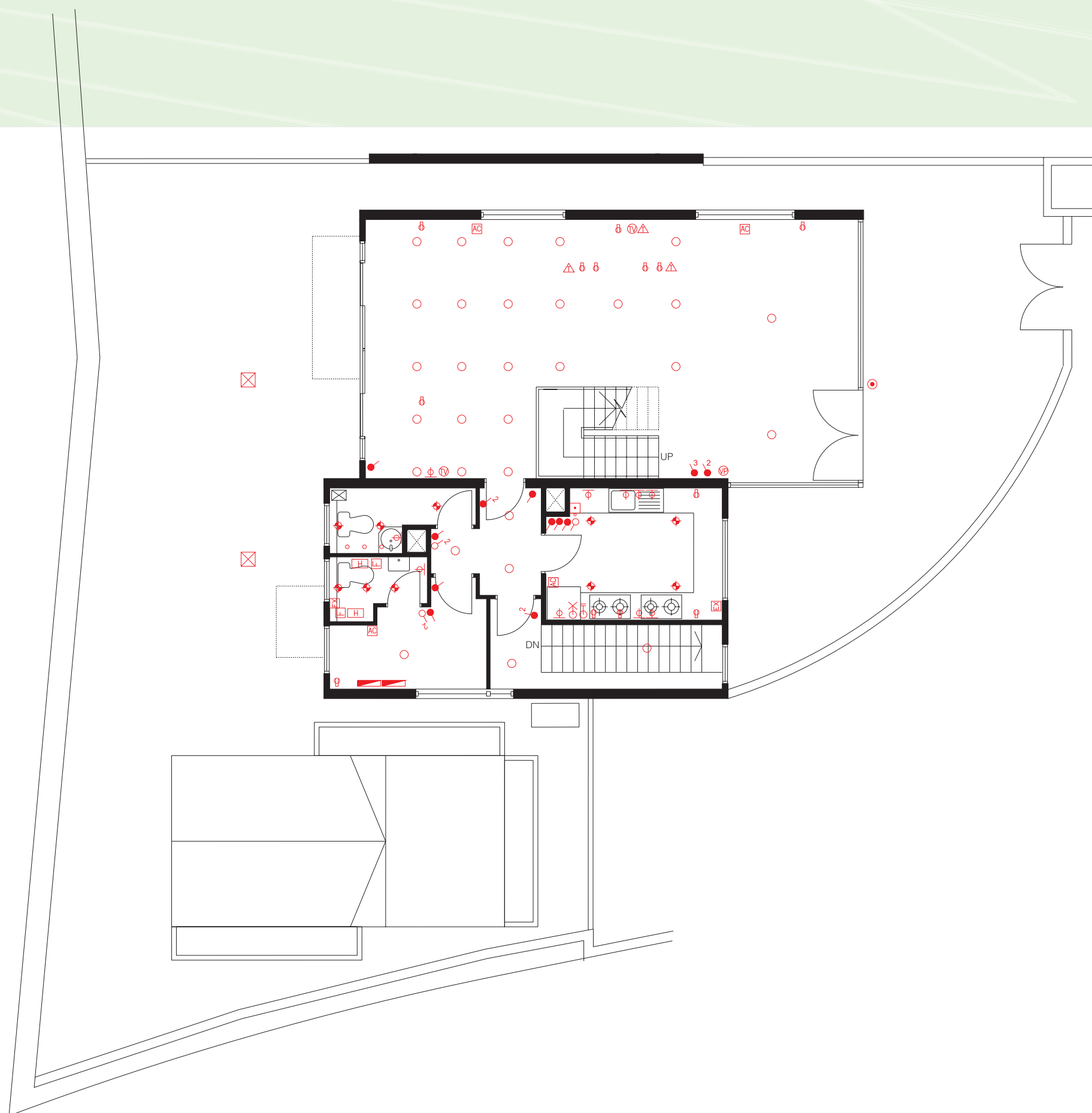


天台平面圖
Roof Floor Plan



18號屋 House 18

地下平面圖
Ground Floor Plan



22. 裝置、裝修物料及設備

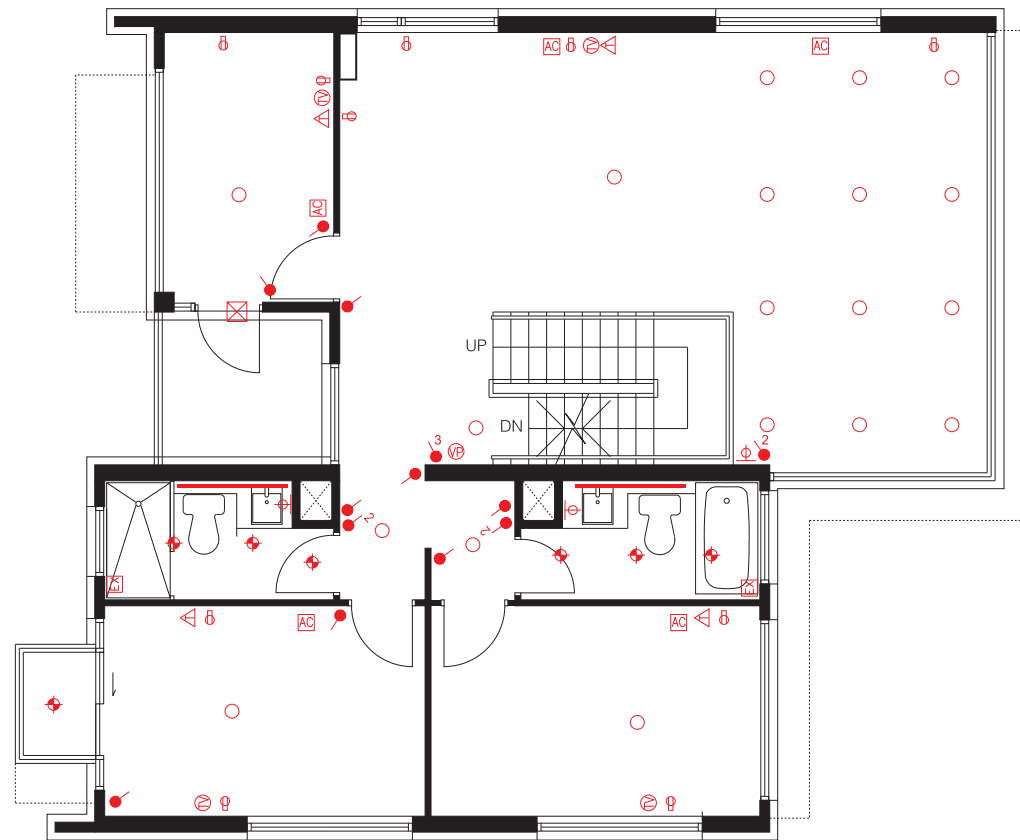
FITTINGS, FINISHES AND APPLIANCES

機電裝置平面圖

Mechanical & Electrical Provision Plan

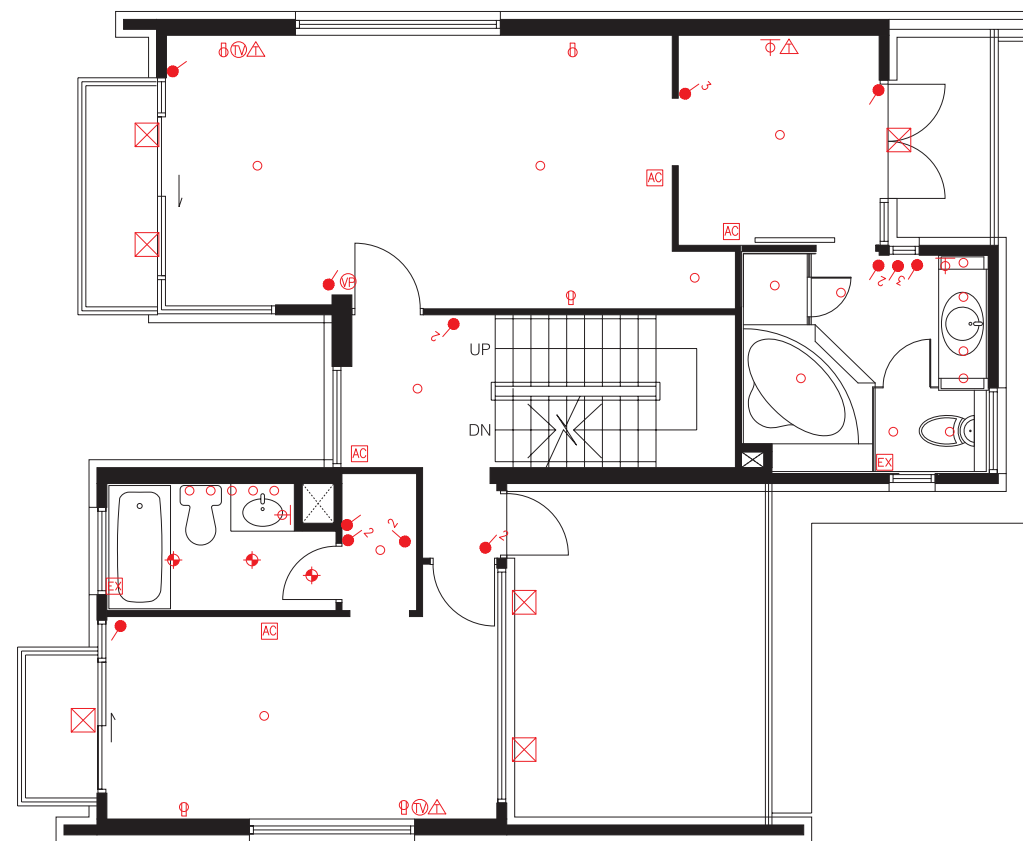
18號屋 House 18

一樓平面圖 First Floor Plan



18號屋 House 18

二樓平面圖 Second Floor Plan



22. 裝置、裝修物料及設備

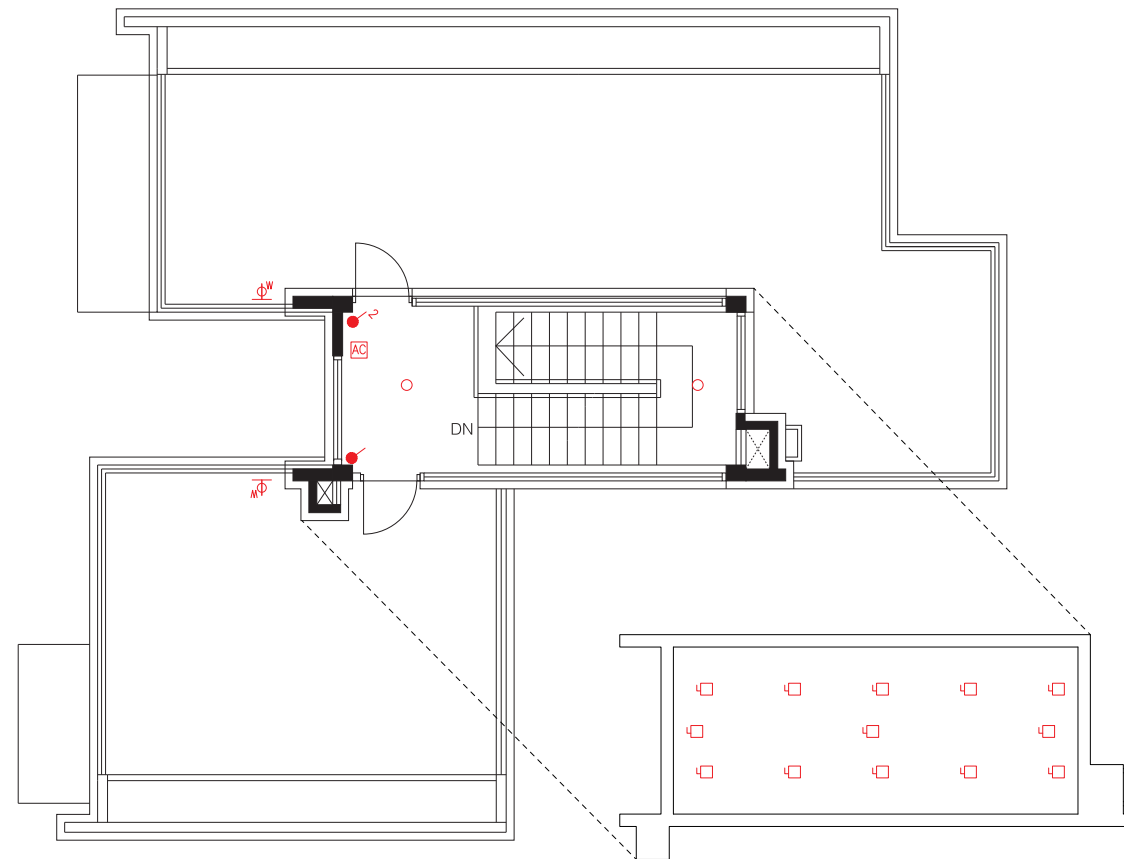
FITTINGS, FINISHES AND APPLIANCES

機電裝置平面圖

Mechanical & Electrical Provision Plan

18號屋
House 18

天台平面圖
Roof Floor Plan

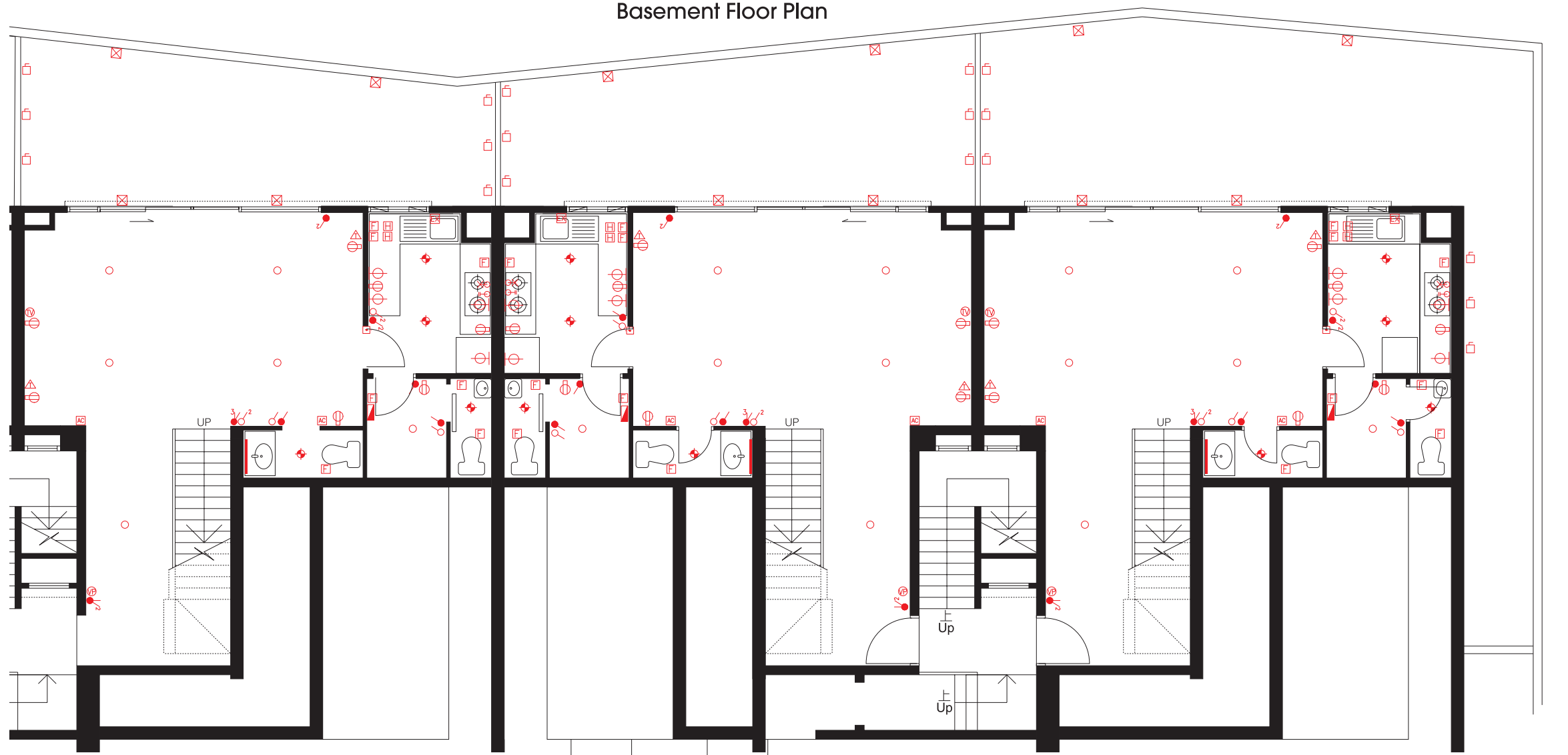


31號屋
House 31

30號屋
House 30

29號屋
House 29

地庫平面圖
Basement Floor Plan



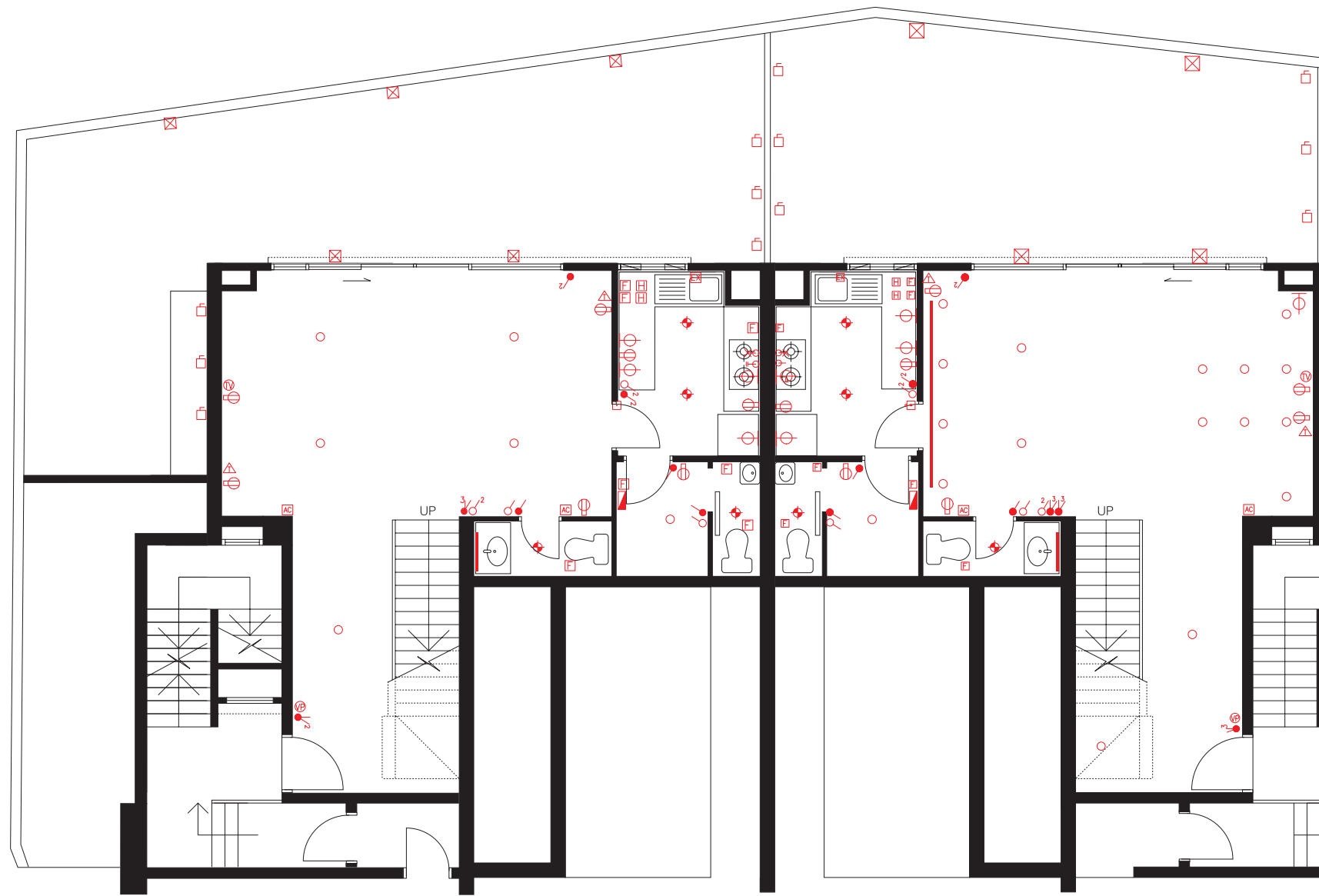
機電裝置平面圖

Mechanical & Electrical Provision Plan

33號屋
House 33

地庫平面圖
Basement Floor Plan

32號屋
House 32

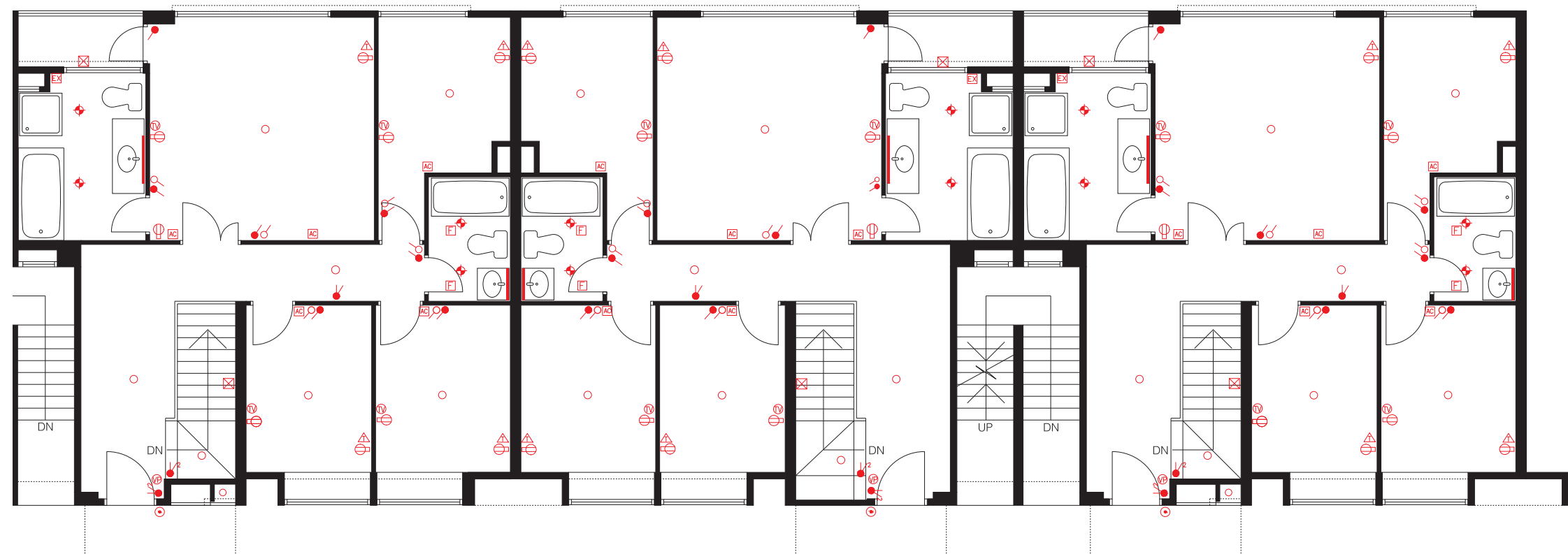


31號屋
House 31

30號屋
House 30

29號屋
House 29

地下平面圖
Ground Floor Plan



22. 裝置、裝修物料及設備

FITTINGS, FINISHES AND APPLIANCES

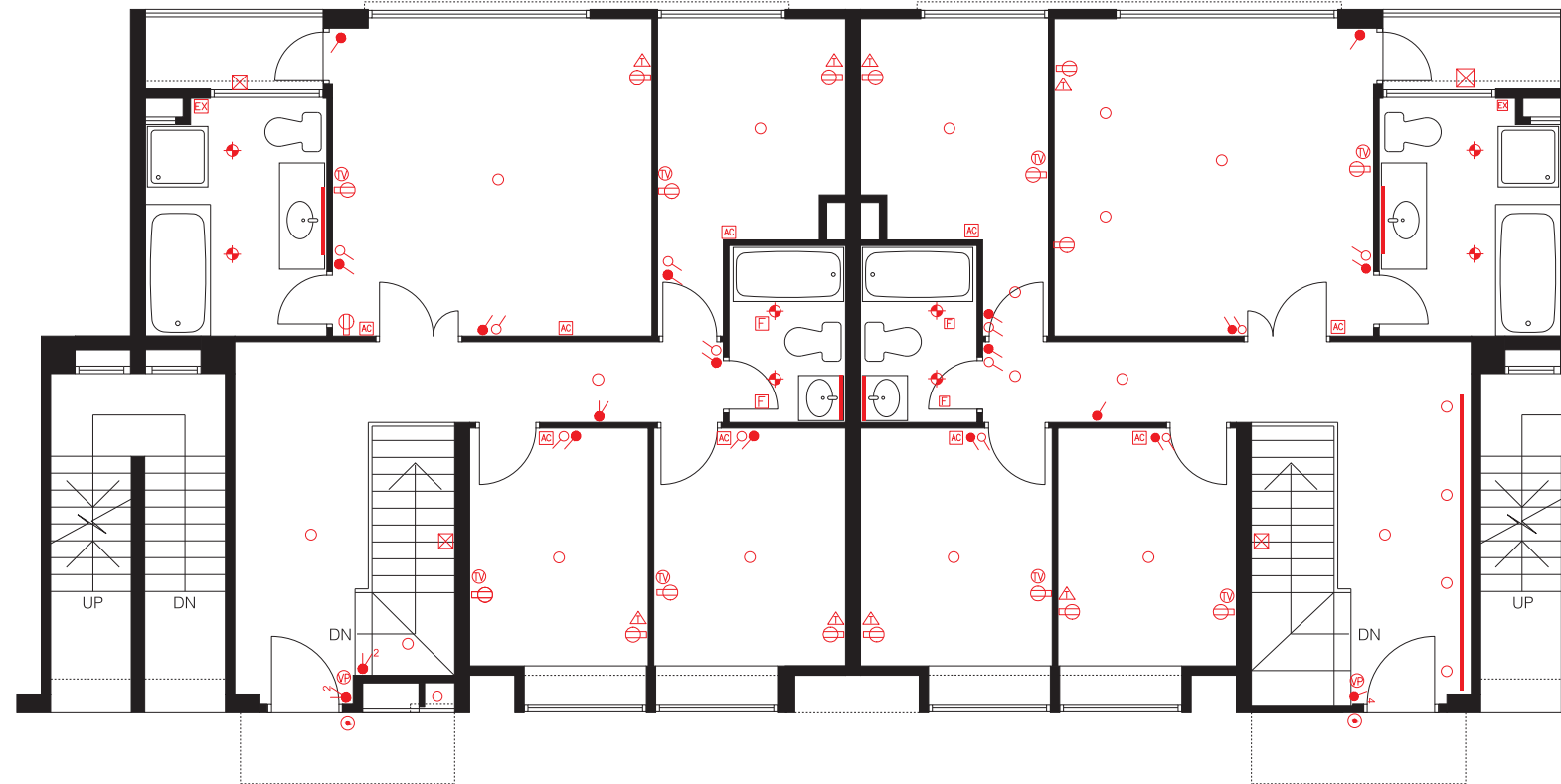
機電裝置平面圖

Mechanical & Electrical Provision Plan

33號屋
House 33

32號屋
House 32

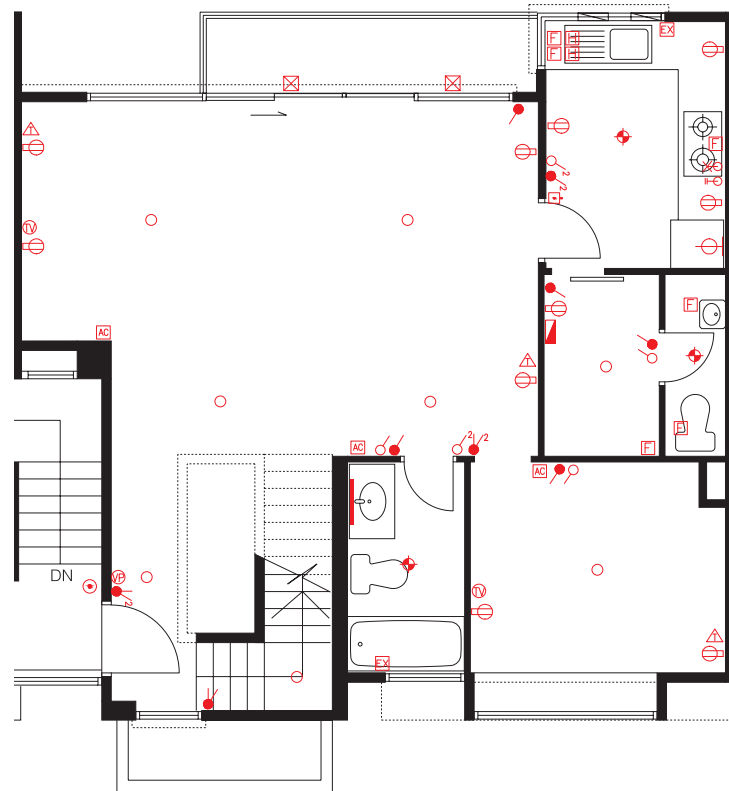
地下平面圖
Ground Floor Plan



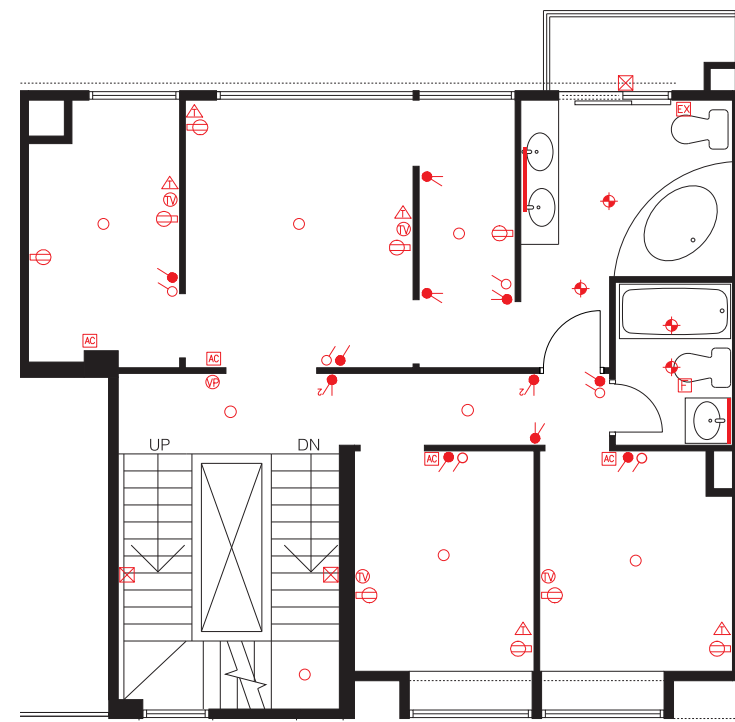
29至33號屋
(30及32號屋為鏡映)

House 29 - 33
(House 30 & 32 are mirrored)

一樓平面圖
First Floor Plan



二樓平面圖
Second Floor Plan



22. 裝置、裝修物料及設備

FITTINGS, FINISHES AND APPLIANCES

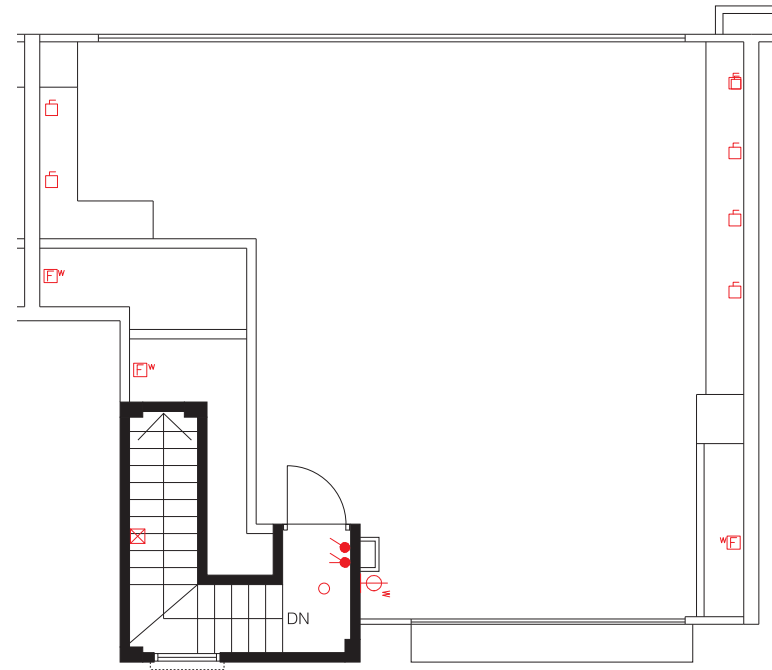
機電裝置平面圖

Mechanical & Electrical Provision Plan

29至33號屋
(30及32號屋為鏡映)






























House 29 - 33
(House 30 & 32 are mirrored)

天台平面圖
Roof Floor Plan



機電裝置說明圖例

Legend of M&E Provisions

	1 WAY 1 GANG LIGHTING SWITCH 一位一掣燈掣		13A WATERPROOF SOCKET OUTLET 單位防水電插座		VIDEO DOOR PHONE 視像對講機
	1 WAY 2 GANG LIGHTING SWITCH 一位二掣燈掣		13A TWIN SOCKET OUTLET 雙位電插座		CONNECTION POINT FOR EXHAUST FAN 抽氣扇接駁點
	1 WAY 3 GANG LIGHTING SWITCH 一位三掣燈掣		MCB BOARD 總電掣箱		CONNECTION POINT FOR INDOOR AIR-CONDITIONER 室內空調機接駁點
	1 WAY 4 GANG LIGHTING SWITCH 一位四掣燈掣		TV/FM AERIAL CONNECTION POINT 電視/電台天線接駁點		CONNECTION POINT FOR OUTDOOR AIR-CONDITIONER 室外空調機接駁點
	2 WAY 1 GANG LIGHTING SWITCH 二位一掣燈掣		TELEPHONE CONNECTION POINT 電話接駁點		WASHING MACHINE CONNECTION POINT (WATER OUTLET) 洗衣機接駁點(去水位)
	2 WAY 2 GANG LIGHTING SWITCH 二位二掣燈掣		DOOR BELL 門鐘		WASHING MACHINE CONNECTION POINT (WATER INLET) 洗衣機接駁點(來水位)
	2 WAY 3 GANG LIGHTING SWITCH 二位三掣燈掣		DOOR BELL PUSH BUTTON 門鐘按鈕		GAS WATER HEATER/ELECTRIC WATER HEATER 煤氣熱水爐/電熱水爐
	2 WAY 4 GANG LIGHTING SWITCH 二位四掣燈掣		LAMP HOLDER 燈位		FUSED SPUR UNIT 有保險絲的接線位
	20A 1 WAY 1 GANG D.P. SWITCH 一掣雙極開關掣		DOWNLIGHT (KITCHEN & BATHROOM) 筒燈(廚房和浴室)		WATERPROOF FUSED SPUR UNIT 防水有保險絲的接線位
	20A 1 WAY 2 GANG D.P. SWITCH 二掣雙極開關掣		WALL LIGHT (WALL MOUNTED LIGHT) 壁燈		
	13A SOCKET OUTLET 單位電插座		LIGHT TROUGH 燈槽		

23. 服務協議

SERVICE AGREEMENTS

食水及沖廁水由水務署供應
電力由中華電力有限公司供應
煤氣由香港中華煤氣有限公司供應

Potable and flushing water is supplied by Water Supplies Department.
Electricity is supplied by CLP Power Hong Kong Limited.
Towngas is supplied by The Hong Kong and China Gas Company Limited.

賣方(擁有人)有法律責任繳付住宅物業的地稅直至住宅物業買賣完成日(包括該日)為止。

The vendor (the owner) is liable for the Government rent of a residential property up to and including the date of completion of the sale and purchase of that residential property.

25. 買方的雜項付款

MISCELLANEOUS PAYMENTS BY PURCHASER

1. 在向買方交付住宅物業在空置情況下的管有權時，買方須向賣方(擁有人) 補還水、電力及氣體的按金。
2. 在交付時，買方不須向賣方(擁有人)支付清理廢料的費用。

備註：買方須向發展項目管理人及不須向賣方(擁有人)繳付水、電力及氣體的按金。

1. On the delivery of the vacant possession of the residential property to the purchaser, the purchaser is liable to reimburse the vendor (the owner) for the deposits for water, electricity and gas.
2. On that delivery, the purchaser is not liable to pay to the vendor (the owner) a debris removal fee.

Note: The purchaser should pay to the manager and not the vendor (the owner) of the development the deposits for water, electricity and gas.

26. 欠妥之處的保養責任期

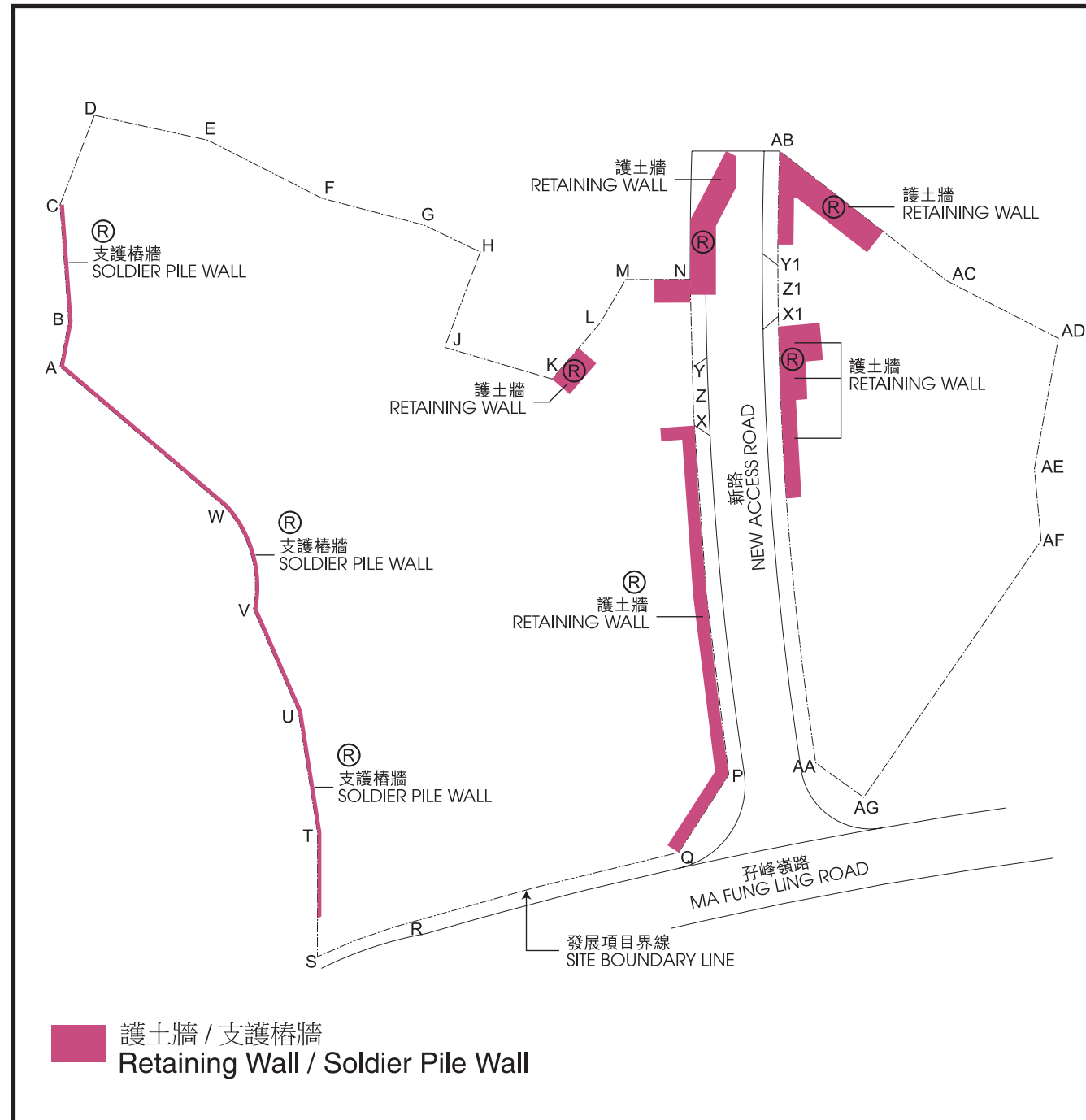
DEFECT LIABILITY WARRANTY PERIOD

按買賣合約規定，凡售出物業或於買賣合約列出裝設於物業內的裝置、裝修物料或設備有欠妥之處，而該欠妥之處並非由買方行為或疏忽造成，則賣方在接獲買方在買賣成交日期後的6個月內送達的書面通知後，須於合理地切實可行的範圍內，盡快自費作出補救。

As provided in the agreement for sale and purchase, the vendor shall, at its own cost and as soon as reasonably practicable after receipt of a written notice served by the purchaser within 6 months after the date of completion of the sale and purchase, remedy any defects to the property sold, or the fittings, finishes and appliances incorporated into the property as set out in the agreement for sale and purchase, caused otherwise than by the act or neglect of the purchaser.

27. 斜坡維修

MAINTENANCE OF SLOPES



斜坡結構圖
THE SLOPE STRUCTURES PLAN

1. 「批地文件」規定「承批人」須自費維修任何斜坡、護土牆或相關結構。
2. 「批地文件」特別批地條款第(31)(a)條規定：
“(31)(a) 倘若有或已有任何土地遭削去、拆除或重新設置，或任何建造、填土或任何類型的斜坡處理工程，不論是否已經獲得地政總署署長事先同意，無論在該地段範圍內或任何政府地段，如是為了或是有關構成、平整或發展該地段或相關的任何部分，或是根據批地條款而須進行的任何其他工程，或為任何其他目的，「承批人」須自費進行和建設於當時或在其後任何時間有必要或可能需要的斜坡處理工程、護土牆或其他承托、防護、排水或附屬或其他工程，以保護及支撐該地段及任何相鄰毗鄰該地段的政府土地或租用土地，並避免和防止其後出現滑土、山泥傾瀉或地陷的情況。「承批人」須時刻在特此同意批准的年期內，自費維持該土地、斜坡處理工程、護土牆或其他承托、防護、排水或附屬或其他工程在維修充足及良好的狀況，令「署長」滿意為止。”
3. 公契第IX部第1條訂明擁有人須自費保養及執行根據「批地文件」及按照由土力工程處發出並不時作出修訂的《岩土指南第五冊》中《斜坡維修指南》和《斜坡維修手冊》(如有的話) 所要求的就有關任何及所有斜坡、斜坡處理工程、護土牆、支護樁牆及其他結構 (統稱為「斜坡結構」)的一切工程。為識別起見，在該土地或該屋苑範圍內或之外的該「斜坡結構」是以紅色顯示在附於公契的圖則上。為遵守「批地文件」的要求及按照《斜坡維修手冊》(如有的話)和所有由有關政府部門發出並不時作出修訂的指引，管理人 (為此目的而包括業主立案法團 (如已成立的話))獲所有擁有人授以全權聘請合資格人員檢查、維持及維修「斜坡結構」，以保持其在妥善及維修充足的良好狀況，並進行任何必要的工程。管理人須向所有擁有人收取其因進行這等維修保養及任何其他工程而招致的費用。倘若管理人經過一切合理努力而仍未能向所有擁有人收取所需工程的費用，則管理人不會因執行任何該等「批地文件」及公契的要求而負上個人責任，該責任仍須由擁有人負責。
4. 公契第V部D分部第3(m)條訂明「管理開支」應包括為遵守「批地文件」及公契所要求的維修保養以整固斜坡、護土牆或其他結構 (如有的話)而招致或將會招致的一切費用。
5. 每名住宅物業擁有人均須分擔維修斜坡結構工程的費用。
6. 為識別起見而顯示在已經或將會在發展項目所位於的土地範圍內或之外建造的護土牆或有關構築物的圖則已在第161頁列出。
7. 根據公契，管理人獲擁有人授權進行斜坡結構的維修工程。

備註：根據公契，發展項目的全部擁有人均須分擔維修斜坡結構工程的費用。

1. The Land Grant requires the Grantee to maintain any slope, retaining wall or related structures at its own cost.

2. Special Condition No.(31)(a) of the Land Grant stipulates that:

“(31)(a) Where there is or has been any cutting away, removal or setting back of any land, or any building up or filling in or any slope treatment works of any kind whatsoever, whether with or without the prior written consent of the Director, either within the lot or on any Government land, which is or was done for the purpose of or in connection with the formation, levelling or development of the lot or any part thereof or any other works required to be done by the Grantee under these Conditions, or for any other purpose, the Grantee shall at his own expense carry out and construct such slope treatment works, retaining walls or other support, protection, drainage or ancillary or other works as shall or may then or at any time thereafter be necessary to protect and support such land within the lot and also any adjacent or adjoining Government or leased land and to obviate and prevent any falling away, landslip or subsidence occurring thereafter. The Grantee shall at all times during the term hereby granted maintain at his own expense the said land, slope treatment works, retaining walls or other support, protection, drainage or ancillary or other works in good and substantial repair and condition to the satisfaction of the Director.”

3. Clause 1 of Section IX of the Deed of Mutual Covenant stipulates that the Owners shall at their own expense maintain and carry out all works in respect of any and all slopes, slope treatment works, retaining walls, soldier pile wall and other structures (collectively, the slope structures) which said slope structures are for identification purpose only shown coloured red on the plan annexed to the Deed of Mutual Covenant within or outside the Land or the Estate as required by the Land Grant and in accordance with the “Geoguide 5 – Guide to Slope Maintenance” issued by the Geotechnical Engineering Office (as amended from time to time) and the Slope Maintenance Manual(s) (if any). The Manager (which for this purpose shall include the Owners’ Corporation, if formed) shall be given full authority by the Owners to engage suitable qualified personnel to inspect keep and maintain in good substantial repair and condition, and carry out any necessary works in respect of the slope structures in compliance with the Land Grant and in accordance with the Slope Maintenance Manual(s) (if any) and all guidelines issued from time to time by the appropriate Government Department regarding the maintenance of slope structures. The Manager shall collect from all Owners all costs lawfully incurred or to be incurred by the Manager in carrying out such maintenance repair and any other works. The Manager shall not be made personally liable for carrying out any such requirements of the Land Grant which shall remain the responsibility of the Owners if, having used all reasonable endeavours, the Manager has not been able to collect the costs of the required works from all Owners.

4. Clause 3(m) of Sub-Section D of Section V of the Deed of Mutual Covenant stipulates that the Management Expenses shall cover all costs incurred or to be incurred in carrying out such maintenance, repair to reinstatement of such slopes, retaining walls or other structures (if any) in compliance with the Land Grant and the Deed of Mutual Covenant.

5. Each of the owners of the residential properties is obliged to contribute towards the cost of the maintenance work of the slope structures.

6. The plan annexed to the Deed of Mutual Covenant showing for identification purpose only the retaining wall or related structures constructed, or to be constructed, within or outside the land on which the development is situated is set out on page 161.

7. Under the Deed of Mutual Covenant, the Manager has the owners’ authority to carry out the maintenance work of the slope structures.

Remark: Under the Deed of Mutual Covenant all owners of the development are obliged to contribute towards the costs of the maintenance work of the slope structures.

不適用

Not applicable

29. 申請建築物總樓面面積寬免的資料

INFORMATION IN APPLICATION FOR CONCESSION ON GROSS FLOOR AREA OF BUILDING

獲寬免總樓面面積的設施分項

• 於印製售樓說明書前呈交予並已獲建築事務監督批准的一般建築圖則上有關總樓面面積寬免的分項的最新資料，請見下表。

		面積 (平方米)
根據《建築物(規劃)規例》第23(3)(b)條不計算的總樓面面積		
1.	停車場及上落客貨地方（公共交通總站除外）	2532.790
2.	機房及相類設施	
2.1	所佔面積受相關《認可人士、註冊結構工程師及註冊岩土工程師作業備考》或規例限制的強制性設施或必要機房，例如升降機機房、電訊及廣播設備室、垃圾及物料回收房等	38.968
2.2	所佔面積不受任何《認可人士、註冊結構工程師及註冊岩土工程師作業備考》或規例限制的強制性設施或必要機房，例如僅供消防裝置及設備佔用的房間、電錶房、電力變壓房、食水及鹹水缸等	791.626
2.3	非強制性或非必要機房，例如空調機房、風櫃房等	不適用
根據聯合作業備考第1及第2號提供的環保設施		
3.	露台	70.915
4.	加闊的公用走廊及升降機大堂	不適用
5.	公用空中花園	不適用
6.	隔聲簷	不適用
7.	翼牆、捕風器及風斗	不適用
8.	非結構預製外牆	不適用
9.	工作平台	15
10.	隔音屏障	不適用

		面積 (平方米)
適意設施		
11.	供保安人員和管理處員工使用的櫃枱、辦公室、儲物室、警衛室和廁所、業主立案法團辦公室	4.745
12.	住宅康樂設施，包括僅供康樂設施使用的中空、機房、游泳池的濾水器機房、有蓋人行道等	419.278
13.	有上蓋的園景區及遊樂場	不適用
14.	橫向屏障／有蓋人行道、花棚	不適用
15.	擴大升降機井道	不適用
16.	煙囪管道	不適用
17.	其他非強制性或非必要機房，例如鍋爐房、衛星電視共用天線房	不適用
18.	強制性設施或必要機房所需的管槽、氣槽	242.500
19.	非強制性設施或非必要機房所需的管槽、氣槽	不適用
20.	環保系統及設施所需的機房、管槽及氣槽	不適用
21.	複式住宅單位及洋房的中空	不適用
22.	伸出物，如空調機箱及伸出外牆超過750毫米的平台	不適用

29. 申請建築物總樓面面積寬免的資料

INFORMATION IN APPLICATION FOR CONCESSION ON GROSS FLOOR AREA OF BUILDING

Breakdown of GFA Concessions Obtained for All Features

• Latest information on breakdown of GFA concessions as shown on the general building plans submitted to and approved by the Building Authority (BA) prior to the printing of the sales brochure is tabulated below.

		Area (m²)
Disregarded GFA under Building (Planning) Regulations 23(3)(b)		
1.	Carpark and loading/unloading area excluding public transport terminus	2532.790
2.	Plant rooms and similar services	
2.1	Mandatory feature or essential plant room, area of which is limited by respective Practice Notes for Authorized Persons, Registered Structural Engineers and Registered Geotechnical Engineers (PNAP) or regulation such as lift machine room, telecommunications and broadcasting (TBE) room, refuse storage and material recovery chamber, etc.	38.968
2.2	Mandatory feature or essential plant room, area of which is NOT limited by any PNAP or regulation such as room occupied solely by fire services installations (FSI) and equipment, meter room, transformer room, potable and flushing water tank, etc.	791.626
2.3	Non-mandatory or non-essential plant room such as air-conditioning plant room, air handling unit (AHU) room, etc.	N/A
Green Features under Joint Practice Notes 1 and 2		
3.	Balcony	70.915
4.	Wider common corridor and lift lobby	N/A
5.	Communal sky garden	N/A
6.	Acoustic fin	N/A
7.	Wing wall, wind catcher and funnel	N/A
8.	Non-structural prefabricated external wall	N/A
9.	Utility platform	15
10.	Noise barrier	N/A

		面積 (平方米)
其他項目		
23.	庇護層，包括庇護層兼空中花園	不適用
24.	其他伸出物	0.5
25.	公共交通總站	不適用
26.	共用構築物及樓梯	不適用
27.	僅供獲接納不計入總樓面面積的樓層使用的樓梯、升降機槽及垂直管道的水平面積	99.794
28.	公眾通道	不適用
29.	因建築物後移導致的覆蓋面積	不適用
額外總樓面面積		
30.	額外總樓面面積	不適用

註：上述表格是根據屋宇署所發出的《認可人士、註冊結構工程師及註冊岩土工程師作業備考》ADM-2規定的要求而制訂的。屋宇署會按實際需要不時更改有關要求。

有關建築物的環境評估及發展項目的公用部分的預計能量表現或消耗的資料

本發展項目的經批准一般建築圖則不受由建築事務監督發出的《認可人士、註冊結構工程師及註冊岩土工程師作業備考》APP-151規定規限。本發展項目的環境評估及公用部分的預計能量表現或消耗的資料無須呈交建築事務監督，以作為批予總樓面面積寬免的先決條件。

		Area (m ²)
Amenity Features		
11.	Counter, office, store, guard room and lavatory for watchman and management staff, Owners' Corporation Office	4.745
12.	Residential Recreational facilities including void, plant room, swimming pool filtration plant room, covered walkway etc serving solely the recreational facilities	419.278
13.	Covered landscaped and play area	N/A
14.	Horizontal screens/covered walkways, trellis	N/A
15.	Larger lift shaft	N/A
16.	Chimney shaft	N/A
17.	Other non-mandatory or non-essential plant room, such as boiler room, satellite master antenna television (SMATV) room	N/A
18.	Pipe duct, air duct for mandatory feature or essential plant room	242.500
19.	Pipe duct, air duct for non-mandatory or non-essential plant room	N/A
20.	Plant room, pipe duct, air duct for environmentally friendly system and feature	N/A
21.	Void in duplex domestic flat and house	N/A
22.	Projections such as air-conditioning box and platform with a projection of more than 750 mm from the external wall	N/A

		Area (m ²)
Other Exempted Items		
23. (#)	Refuge floor including refuge floor cum sky garden	N/A
24. (#)	Other projections	0.5
25.	Public transport terminus	N/A
26. (#)	Party structure and common staircase	N/A
27. (#)	Horizontal area of staircase, lift shaft and vertical duct solely serving floor accepted as not being accountable for GFA.	99.794
28. (#)	Public passage	N/A
29.	Covered set back area	N/A
Bonus GFA		
30.	Bonus GFA	N/A

Note : The above table is based on the requirements as stipulated in the Practice Note for Authorized Persons, Registered Structural Engineers and Registered Geotechnical Engineers ADM-2 issued by the Buildings Department. The Buildings Department may revise such requirements from time to time as appropriate.

Environmental assessment of the building and information on the estimated energy performance or consumption for the common parts of the development

The approved general building plans of this development are not subject to the requirements stipulated in the Practice Note for Authorized Persons, Registered Structural Engineers and Registered Geotechnical Engineers APP-151 issued by the Building Authority. Environmental assessment and information on the estimated energy performance or consumption for the common parts of this development were not required to be submitted to the Building Authority as a prerequisite for the granting of gross floor area concessions.

保存樹木

1. 發展項目的擁有人須遵守以下有關保存樹木的規定 (如適用的話)：

(I) 「批地文件」特別批地條款第 (14) 條訂明：

“(14) 未經「署長」事先書面同意，任何人不得干擾種植在該地段上或毗連該地段附近的樹木。當「署長」發出書面同意時，可施加其認為合適的關於樹木移植、補償性園景建構或重植的條款。”

(II) 公契第IV部A分部第34條訂明：

“34. 未經「地政總署署長」事先書面同意，任何人不得切割、傷害、破壞、改變、遮蓋、移走或干擾或允許他人斬伐、傷害、破壞、改變、遮蓋、移走或干擾種植在該地段上或毗連該地段附近的任何樹木，不論該等樹木是否在其作為業主的單位之內或之外。當「地政總署署長」發出書面同意時，可施加其認為合適的關於樹木移植、補償性園景建構或重植的條款。如有業主違反本公契，該業主須彌償給屋苑的管理人及/或其他業主因此而產生的一切法律責任。”

2. 為遵守「批地文件」特別批地條款第 (14) 條規定，一份有關在8號屋後花園內近客廳位置種植樹木的補償性樹木種植計劃書已遞交地政處並獲批核。一棵樹木已於2015年4月10日種植在上述位置。

Preservation of trees

1. The owners of the development have to comply with the following requirements in respect of the preservation of trees (if applicable):

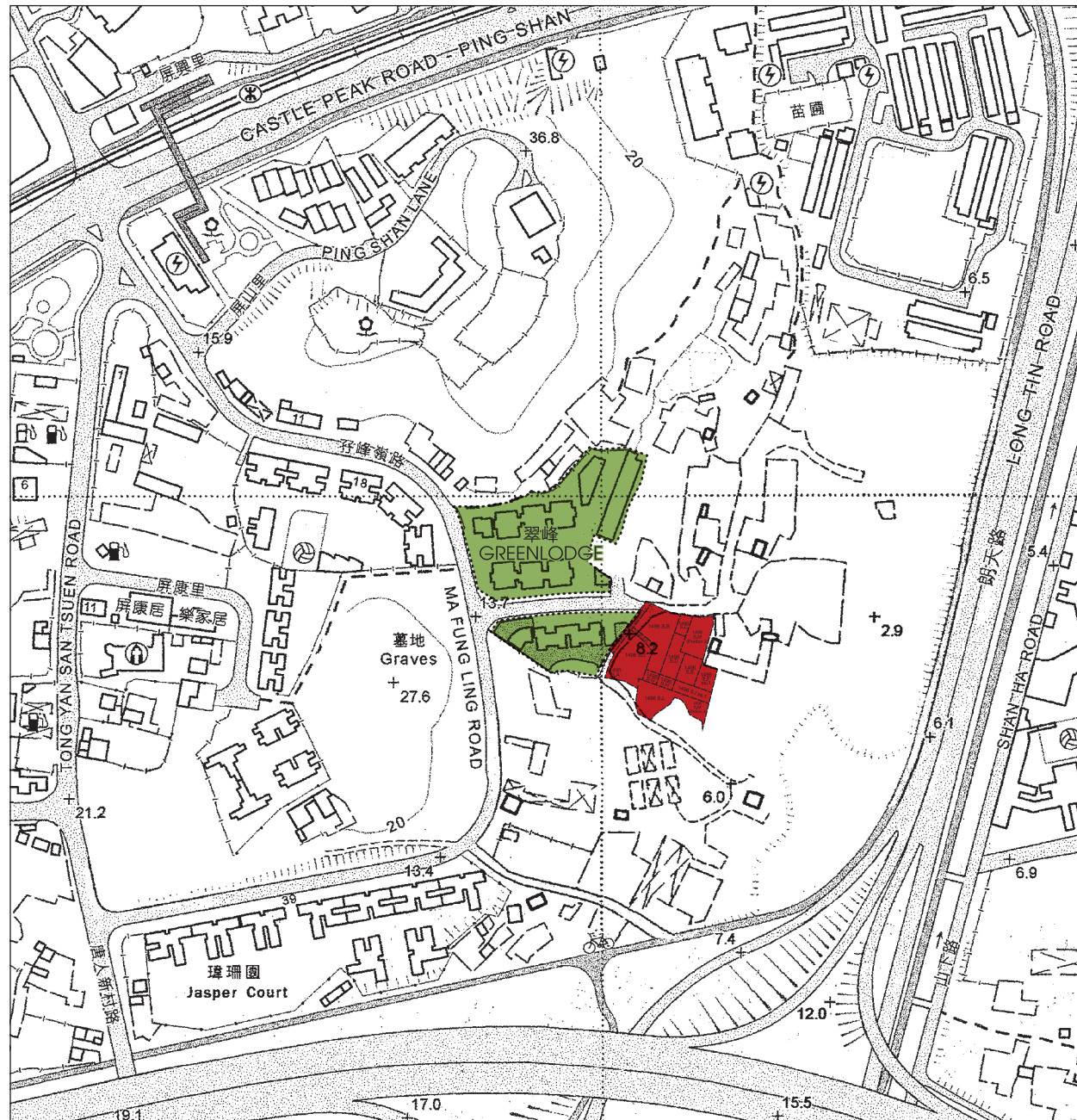
(I) Special Condition No. (14) of the Land Grant stipulates that:

“(14) No tree growing on the lot or adjacent thereto shall be interfered with without the prior written consent of the Director who may, in granting consent, impose such conditions as to transplanting, compensatory landscaping or replanting as he may deem appropriate.”

(II) Clause 34 of Sub-Section A of Section IV of the Deed of Mutual Covenant Incorporating a Management Agreement stipulates that:

“34. No Owner shall cut, injure, damage, alter, cover up, remove or interfere with or permit or suffer to be cut, injured, damaged, altered, covered up, removed or interfered with any trees growing on the Land or adjacent thereto whether such trees are found outside or within the Unit of which he is the Owner without the prior written consent of the Director of Lands who may, in granting such consent, impose such conditions as to transplanting, compensatory landscaping or replanting as he may deem appropriate; and in the event of breach of this covenant, such Owner shall indemnify the Manager and/or the other Owners of the Estate from and against all liabilities arising therefrom.”

2. In compliance with Special Condition No. (14) of the Land Grant, a compensatory tree planting proposal of planting a tree near the living room in the rear garden of House 8 was submitted to the District Lands Office and was approved. A tree was planted at the said location on 10th April 2015.



附近的其他地段

3. 賣方亦擁有發展項目附近的其他地段，即丈量約份第122約地段第1752號（「毗鄰地段」）。「毗鄰地段」並不構成發展項目的一部分，僅為識別用途，「毗鄰地段」以紅色顯示在本部分的圖則上。

直至本售樓說明書的印製日期為止，賣方正考慮「毗鄰地段」的發展，但仍未有具體發展計劃。賣方不會就「毗鄰地段」現在或將來的使用、保養、出售、處置、發展或其他方面作出任何形式的保證或陳述。賣方亦明確保留所有與「毗鄰地段」有關的權利，包括但不限於「毗鄰地段」的使用、保養、出售、處置、發展、任何建築圖則的遞交及修改或其他任何方面。

在獲得政府批准後，將來在「毗鄰地段」上不時進行的工程、使用、處置或發展可能對發展項目住宅物業的享用，諸如通行、景觀、噪音或對周邊環境的其他方面造成重大影響。

Other lot(s) nearby

3. The Vendor also owns other lots near the development, namely D.D. No. 122 Lot No. 1752 ("the Adjacent Lot"). The Adjacent Lot does not form part of the development and is, for identification purpose only, shown and coloured red on the plan in this section.

As at the date of printing of this sales brochure, the Vendor is considering development of the Adjacent Lot but there has been no definite plan of development yet. The Vendor gives no warranties or representations whatsoever, whether in relation to any present or future use, maintenance, sale, disposal, development or otherwise, in respect of the Adjacent Lot. The Vendor also expressly reserves all rights in respect of the Adjacent Lot, including but not limited to the use, maintenance, sale, disposal, development, submissions of and any amendments to any building plans or otherwise.

Subject to approval by the Government, any works, use, disposal or development from time to time of Adjacent Lot in the future may materially affect the enjoyment of the residential properties in the development in terms of the access, views, noise and other aspects of the surrounding environment.

賣方就該項目指定的互聯網網站的網址：
The address of the website designated by the vendor for the development:
www.greenlodge.com.hk

1. 發展項目及其周邊地區日後可能出現改變。
2. 本售樓說明書印製日期：二零一五年八月二十六日。

1. There may be future changes to the development and the surrounding areas.
2. Date of printing of this Sales Brochure: 26th August 2015.

本售樓說明書部份版面內容有所修正，包括第11、12、12-1、14、45、46、105、108、111、115、129、167及168版，
修正版面請參看「翠峰」售樓說明書修訂，並以該附件內容為準。

Part of pages of this Sales Brochure are revised, including pages 11, 12, 12-1, 14, 45, 46, 105, 108, 111, 115, 129, 167 & 168.
Please refer to the amendment for the Sales Brochure of Green Lodge for details.

檢視 / 修改日期 Examination / Revision Date	所作修改 Revision Made	
	頁次 Page Number	所作修改 Revision Made
2015年11月25日 25th November 2015	12	更新發展項目的鳥瞰照片。 Update the aerial photograph of the development.
2016年2月24日 24th February 2016	11	更新發展項目的所在位置圖。 Update the Location Plan of the development.
	15	更新分區計劃大綱圖版本。 Update the Outline Zoning Plan.
	168	修訂相關資料內容。 Revise the information in the Relevant page.
2016年5月23日 23rd May 2016	11	更新發展項目的所在位置圖。 Update the Location Plan of the development.
2016年8月22日 22nd August 2016	11	更新發展項目的所在位置圖。 Update the Location plan of the development.
2016年11月18日 18th November 2016	15	更新發展項目的分區計劃大綱圖版本。 Update the Outline Zoning Plan relating to the development .
2017年2月16日 16th February 2017	11	更新發展項目的所在位置圖。 Update the Location plan of the development.
2017年5月12日 12th May 2017		並無作出修改。 No revision made.
2017年8月10日 10th August 2017	01 - 04-2	更新並改用一手住宅物業買家須知於2017年8月1日發出之最新版本。 Update with the latest version of the notes to purchasers of first-hand residential properties dated 1st August 2017.
	11	更新發展項目的所在位置圖及相關版權特許編號。 Update the Location Plan of the development and the relevant copyright licence number.
	12	更新發展項目的鳥瞰照片。 Update the aerial photograph of the development.
	14	更新發展項目的分區計劃大綱圖版本。 Update the Outline Zoning Plan relating to the development.
2017年11月8日 8th November 2017	11	更新發展項目的所在位置圖。 Update the Location Plan of the development.
	12-1, 12-2	新增發展項目的鳥瞰照片。 Add the aerial photograph of the development.
	13	更新分區計劃大綱圖版本。 Update the outline zoning plan.
2018年2月6日 6th February 2018	12, 12-1	更新發展項目的鳥瞰照片。 Update the aerial photographs of the development.

檢視 / 修改日期 Examination / Revision Date	所作修改 Revision Made	
	頁次 Page Number	所作修改 Revision Made
2018年5月4日 4th May 2018	11	更新發展項目的所在位置圖。 Update the Location Plan of the development.
	12-1	更新發展項目的鳥瞰照片。 Update the aerial photograph of the development.

此版乃特意留白

This page is deliberately left in blank

此版乃特意留白

This page is deliberately left in blank

此版乃特意留白

This page is deliberately left in blank

