

Floor Plans of Residential Properties in the Phase of the Development

發展項目期數的住宅物業的樓面平面圖

	TOWER 座	FLOOR 樓層	UNIT 單位				
			A	B	C	D	E
Thickness of Floor Slab(excluding plaster) (mm) 樓板(不包括灰泥)的厚度(毫米)	Tower 1 第一座	5/F 五樓	125,300	125,300	125,300	125,300	125,300
Floor-to-Floor Height (mm) 層與層之間的高度(毫米)			3150	3150	3150	3150	3150

Remarks:

- The internal areas of the residential properties on the upper floors will generally be slightly larger than those on the lower floors because of the reducing thickness of the structural walls on the upper floors.
- There are architectural features and / or exposed pipes on external walls of some of the floors. For their locations, please refer to the latest approved building plans.
- Exposed or concealed common pipes are located at / adjacent to balcony and / or flat roof and / or utility platform and / or air-conditioning platform and / or external wall of some residential units. For their locations, please refer to the latest approved building plans and / or electrical and mechanical design drawings.
- Some residential units have ceiling bulkheads and / or sunken slab from unit above, for the air-conditioning system and / or electrical and mechanical services, located at living / dining room, bedrooms, corridor and / or kitchen.
- When showing a balcony or utility platform on this floor plan, a dotted line is used to demarcate the location of the external boundary of that balcony or (as the case may be) utility platform. There is a solid line outside that dotted line. The area between those two lines represents the architectural features or claddings outside that balcony or (as the case may be) utility platform.
- The dimensions of the floor plan are all in millimeter.
- Please refer to page 28 of this sales brochure for legend of the terms and abbreviations in studying the floor plans of residential properties in the Development.

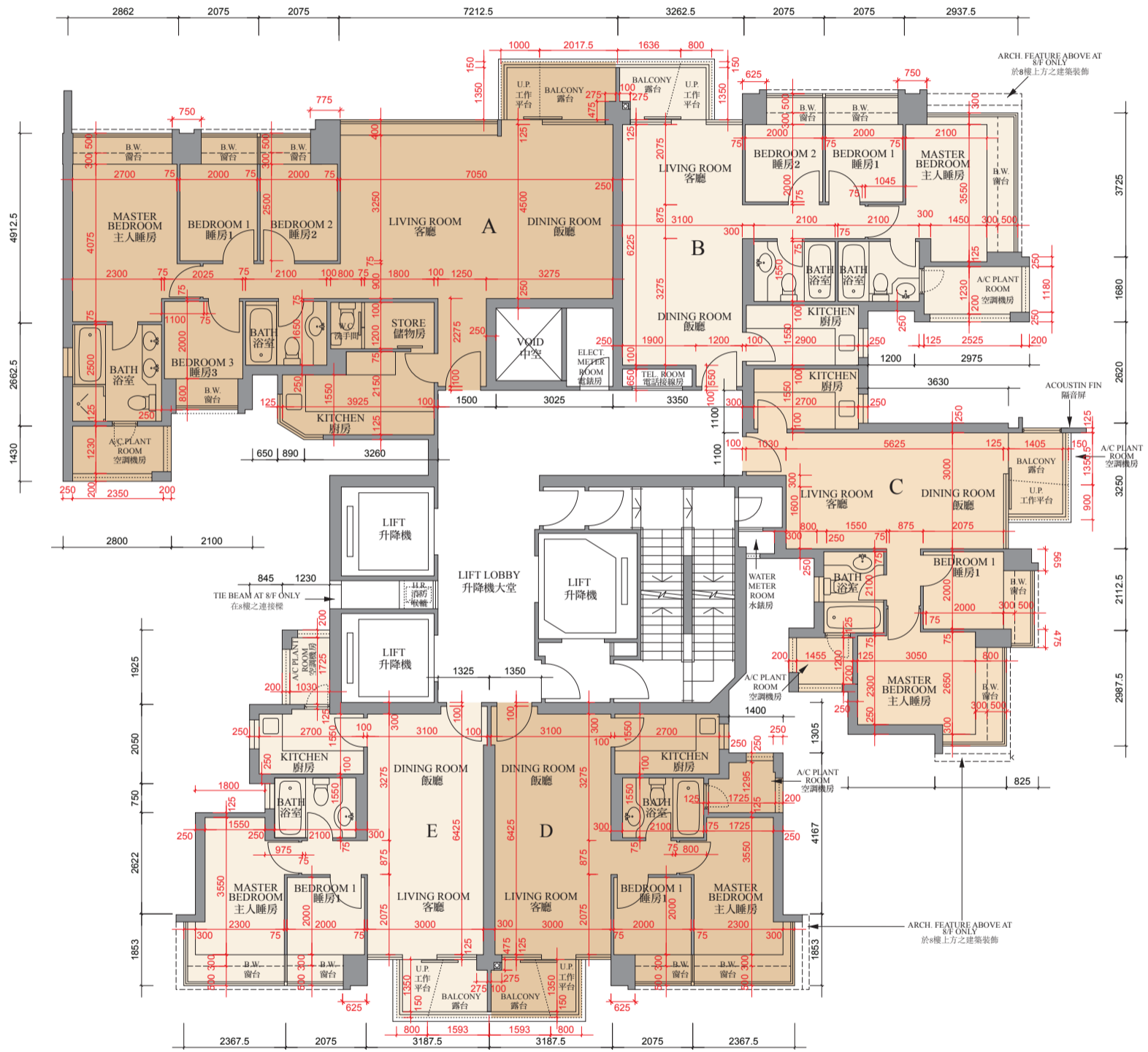
備註:

- 因住宅物業的較高樓層的結構牆的厚度遞減，較高樓層的內部面積，一般比較低樓層的內部面積稍大。
- 部份樓層外牆範圍設有建築裝飾及/或外露喉管，其位置請參考最新批准的建築圖則。
- 部份住宅單位的露台及/或平台及/或工作平台及/或空調機平台及/或外牆設有外露及/或內藏之公用喉管，其位置請參考最新批准的建築圖則及/或機電設計圖。
- 部份住宅單位客/飯廳、睡房、走廊及/或廚房有假天花及/或上層單位之跌級樓板用以安裝空調系統及/或機電設備。
- 於本樓面平面圖顯示露台或工作平台時，該露台或（視屬何情況而定）工作平台之外部分界以虛線標出。該虛線外有一實線，該兩線間之範圍顯示該露台或（視屬何情況而定）工作平台以外之建築裝飾或覆蓋層。
- 平面圖之尺規所列數字以毫米標示。
- 請參閱本售樓說明書第 28 頁之圖例以協助閱讀此部分的發展項目的住宅物業的樓面平面圖及其顯示之名稱和簡稱。

Floor Plans of Residential Properties in the Phase of the Development

發展項目期數的住宅物業的樓面平面圖

Tower 1 6th -10th Floor Plan
第一座六至十樓平面圖



Floor Plans of Residential Properties in the Phase of the Development

發展項目期數的住宅物業的樓面平面圖

Tower 1 6th -10th Floor Plan 第一座六至十樓平面圖

	TOWER 座	FLOOR 樓層	UNIT 單位				
			A	B	C	D	E
Thickness of Floor Slab(excluding plaster) (mm) 樓板(不包括灰泥)的厚度(毫米)	Tower 1 第一座	6/F - 9/F 六樓至九樓	125, 300	125, 300	125, 300	125, 300	125, 300
Floor-to-Floor Height (mm) 層與層之間的高度(毫米)			3150	3150	3150	3150	3150
Thickness of Floor Slab(excluding plaster) (mm) 樓板(不包括灰泥)的厚度(毫米)		10/F 十樓	150	125, 300	125, 300	125, 300	150, 300
Floor-to-Floor Height (mm) 層與層之間的高度(毫米)			3175, 3350	3150	3150	3150	3150, 3175

Remarks:

- The internal areas of the residential properties on the upper floors will generally be slightly larger than those on the lower floors because of the reducing thickness of the structural walls on the upper floors.
- There are architectural features and / or exposed pipes on external walls of some of the floors. For their locations, please refer to the latest approved building plans.
- Exposed or concealed common pipes are located at / adjacent to balcony and / or flat roof and / or utility platform and / or air-conditioning platform and / or external wall of some residential units. For their locations, please refer to the latest approved building plans and / or electrical and mechanical design drawings.
- Some residential units have ceiling bulkheads and / or sunken slab from unit above, for the air-conditioning system and / or electrical and mechanical services, located at living / dining room, bedrooms, corridor and / or kitchen.
- When showing a balcony or utility platform on this floor plan, a dotted line is used to demarcate the location of the external boundary of that balcony or (as the case may be) utility platform. There is a solid line outside that dotted line. The area between those two lines represents the architectural features or claddings outside that balcony or (as the case may be) utility platform.
- The dimensions of the floor plan are all in millimeter.
- Please refer to page 28 of this sales brochure for legend of the terms and abbreviations in studying the floor plans of residential properties in the Development.

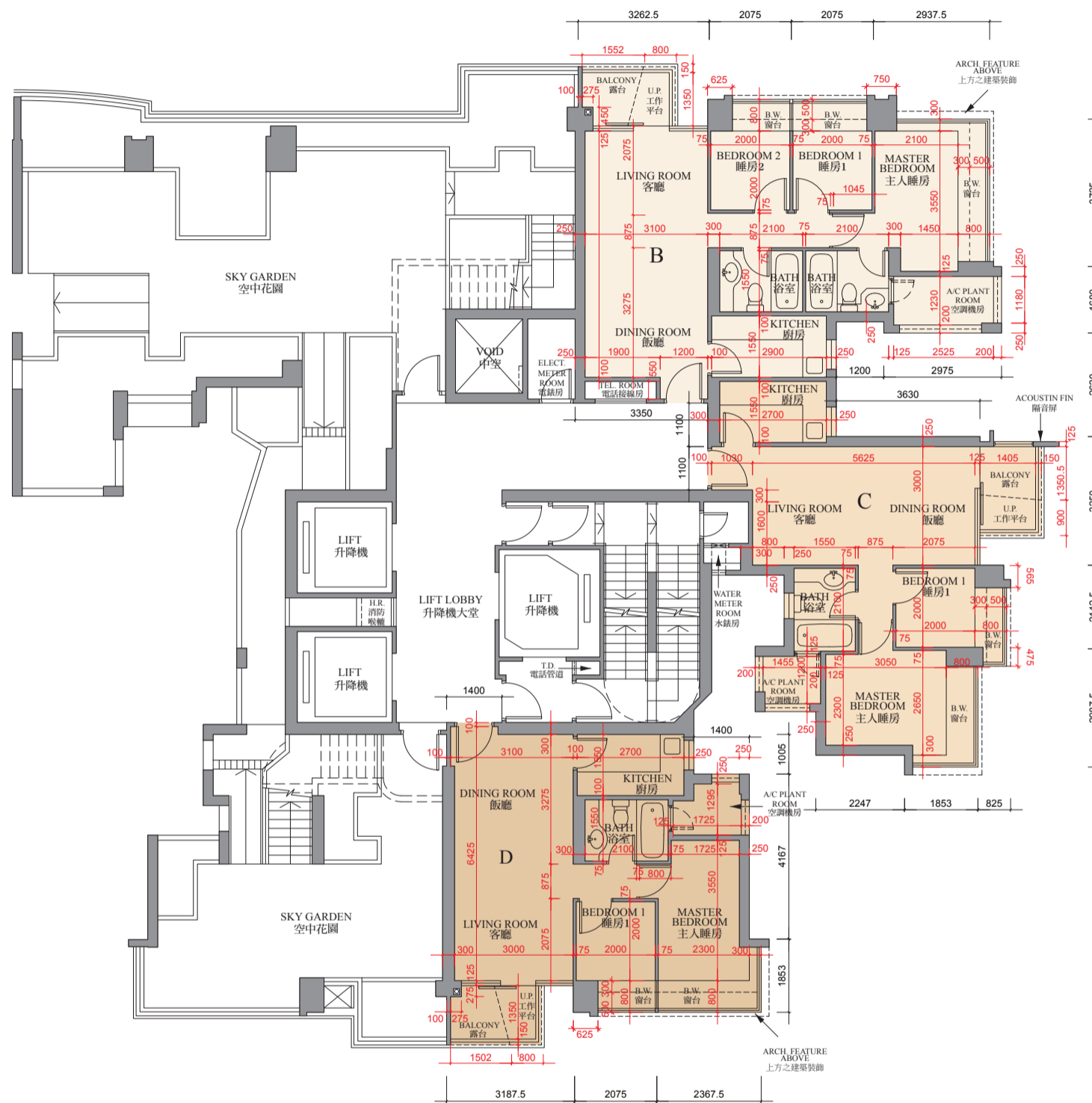
備註:

- 因住宅物業的較高樓層的結構牆的厚度遞減，較高樓層的內部面積，一般比較低樓層的內部面積稍大。
- 部份樓層外牆範圍設有建築裝飾及/或外露喉管，其位置請參考最新批准的建築圖則。
- 部份住宅單位的露台及/或平台及/或工作平台及/或空調機平台及/或外牆設有外露及/或內藏之公用喉管，其位置請參考最新批准的建築圖則及/或機電設計圖。
- 部份住宅單位客/飯廳、睡房、走廊及/或廚房有假天花及/或上層單位之跌級樓板用以安裝空調系統及/或機電設備。
- 於本樓面平面圖顯示露台或工作平台時，該露台或（視屬何情況而定）工作平台之外部分界以虛線標出。該虛線外有一實線，該兩線間之範圍顯示該露台或（視屬何情況而定）工作平台以外之建築裝飾或覆蓋層。
- 平面圖之尺規所列數字以毫米標示。
- 請參閱本售樓說明書第 28 頁之圖例以協助閱讀此部分的發展項目的住宅物業的樓面平面圖及其顯示之名稱和簡稱。

Floor Plans of Residential Properties in the Phase of the Development

發展項目期數的住宅物業的樓面平面圖

Tower 1 11th Floor Plan
第一座十一樓平面圖



0M/米 5M/米
Scale:
比例

Floor Plans of Residential Properties in the Phase of the Development

發展項目期數的住宅物業的樓面平面圖

Tower 1 11th Floor Plan 第一座十一樓平面圖

	TOWER 座	FLOOR 樓層	UNIT 單位				
			A	B	C	D	E
Thickness of Floor Slab(excluding plaster) (mm) 樓板(不包括灰泥)的厚度(毫米)	Tower 1 第一座	11/F 十一樓	-	150, 300	150, 300	150, 300	-
Floor-to-Floor Height (mm) 層與層之間的高度(毫米)			-	3150	3150	3150	-

Remarks:

- The internal areas of the residential properties on the upper floors will generally be slightly larger than those on the lower floors because of the reducing thickness of the structural walls on the upper floors.
- There are architectural features and / or exposed pipes on external walls of some of the floors. For their locations, please refer to the latest approved building plans.
- Exposed or concealed common pipes are located at / adjacent to balcony and / or flat roof and / or utility platform and / or air-conditioning platform and / or external wall of some residential units. For their locations, please refer to the latest approved building plans and / or electrical and mechanical design drawings.
- Some residential units have ceiling bulkheads and / or sunken slab from unit above, for the air-conditioning system and / or electrical and mechanical services, located at living / dining room, bedrooms, corridor and / or kitchen.
- When showing a balcony or utility platform on this floor plan, a dotted line is used to demarcate the location of the external boundary of that balcony or (as the case may be) utility platform. There is a solid line outside that dotted line. The area between those two lines represents the architectural features or claddings outside that balcony or (as the case may be) utility platform.
- The dimensions of the floor plan are all in millimeter.
- Please refer to page 28 of this sales brochure for legend of the terms and abbreviations in studying the floor plans of residential properties in the Development.

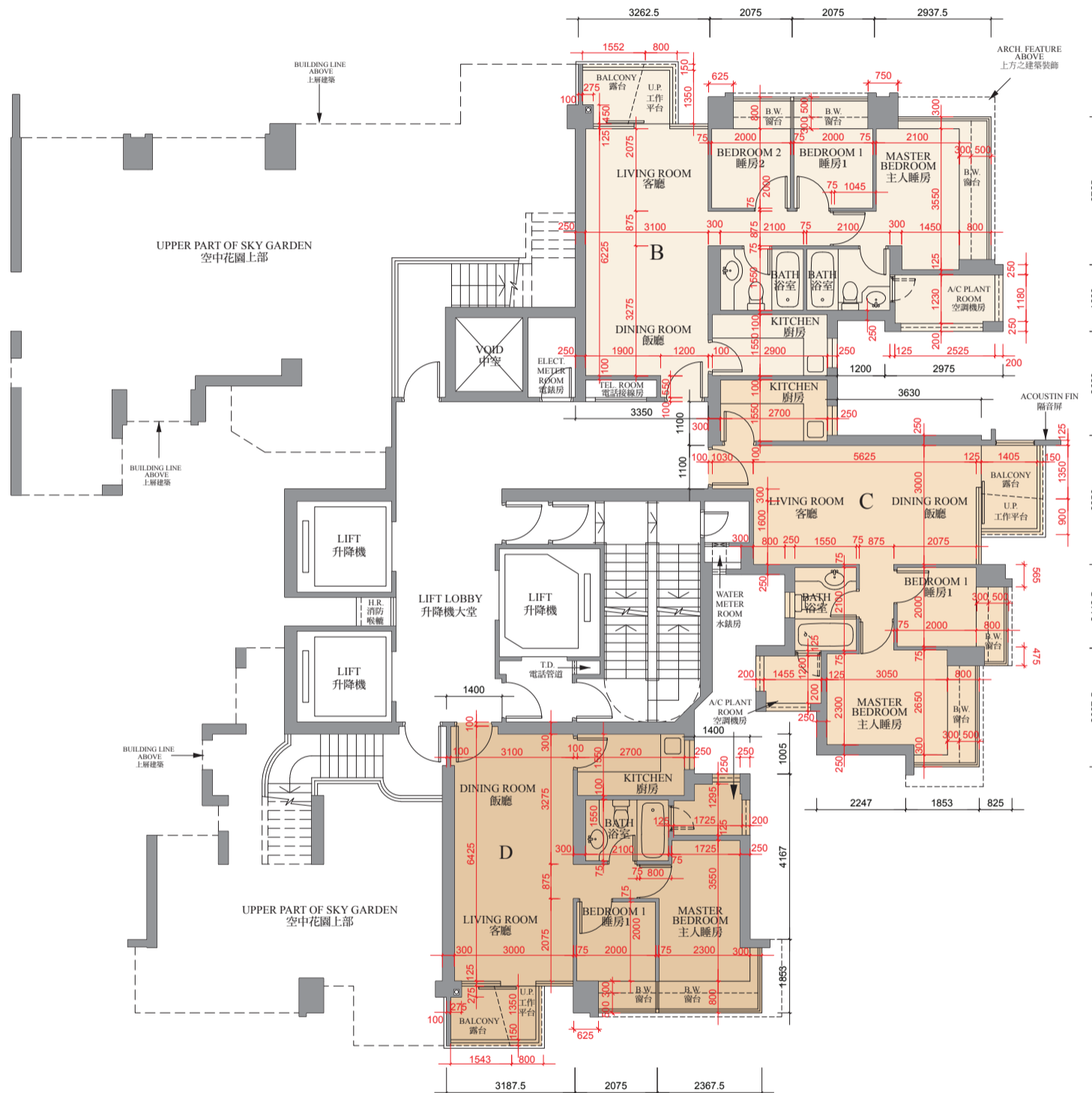
備註:

- 因住宅物業的較高樓層的結構牆的厚度遞減，較高樓層的內部面積，一般比較低樓層的內部面積稍大。
- 部份樓層外牆範圍設有建築裝飾及/或外露喉管，其位置請參考最新批准的建築圖則。
- 部份住宅單位的露台及/或平台及/或工作平台及/或空調機平台及/或外牆設有外露及/或內藏之公用喉管，其位置請參考最新批准的建築圖則及/或機電設計圖。
- 部份住宅單位客/飯廳、睡房、走廊及/或廚房有假天花及/或上層單位之跌級樓板用以安裝空調系統及/或機電設備。
- 於本樓面平面圖顯示露台或工作平台時，該露台或（視屬何情況而定）工作平台之外部分界以虛線標出。該虛線外有一實線，該兩線間之範圍顯示該露台或（視屬何情況而定）工作平台以外之建築裝飾或覆蓋層。
- 平面圖之尺規所列數字以毫米標示。
- 請參閱本售樓說明書第 28 頁之圖例以協助閱讀此部分的發展項目的住宅物業的樓面平面圖及其顯示之名稱和簡稱。

Floor Plans of Residential Properties in the Phase of the Development

發展項目期數的住宅物業的樓面平面圖

Tower 1 12th Floor Plan
第一座十二樓平面圖



0M/米 5M/米
Scale:
比例

Floor Plans of Residential Properties in the Phase of the Development

發展項目期數的住宅物業的樓面平面圖

Tower 1 12th Floor Plan 第一座十二樓平面圖

	TOWER 座	FLOOR 樓層	UNIT 單位				
			A	B	C	D	E
Thickness of Floor Slab(excluding plaster) (mm) 樓板(不包括灰泥)的厚度(毫米)	Tower 1 第一座	12/F 十二樓	-	125,300	125,300	125,300	-
Floor-to-Floor Height (mm) 層與層之間的高度(毫米)			-	3150	3150	3150	-

Remarks:

- The internal areas of the residential properties on the upper floors will generally be slightly larger than those on the lower floors because of the reducing thickness of the structural walls on the upper floors.
- There are architectural features and / or exposed pipes on external walls of some of the floors. For their locations, please refer to the latest approved building plans.
- Exposed or concealed common pipes are located at / adjacent to balcony and / or flat roof and / or utility platform and / or air-conditioning platform and / or external wall of some residential units. For their locations, please refer to the latest approved building plans and / or electrical and mechanical design drawings.
- Some residential units have ceiling bulkheads and / or sunken slab from unit above, for the air-conditioning system and / or electrical and mechanical services, located at living / dining room, bedrooms, corridor and / or kitchen.
- When showing a balcony or utility platform on this floor plan, a dotted line is used to demarcate the location of the external boundary of that balcony or (as the case may be) utility platform. There is a solid line outside that dotted line. The area between those two lines represents the architectural features or claddings outside that balcony or (as the case may be) utility platform.
- The dimensions of the floor plan are all in millimeter.
- Please refer to page 28 of this sales brochure for legend of the terms and abbreviations in studying the floor plans of residential properties in the Development.

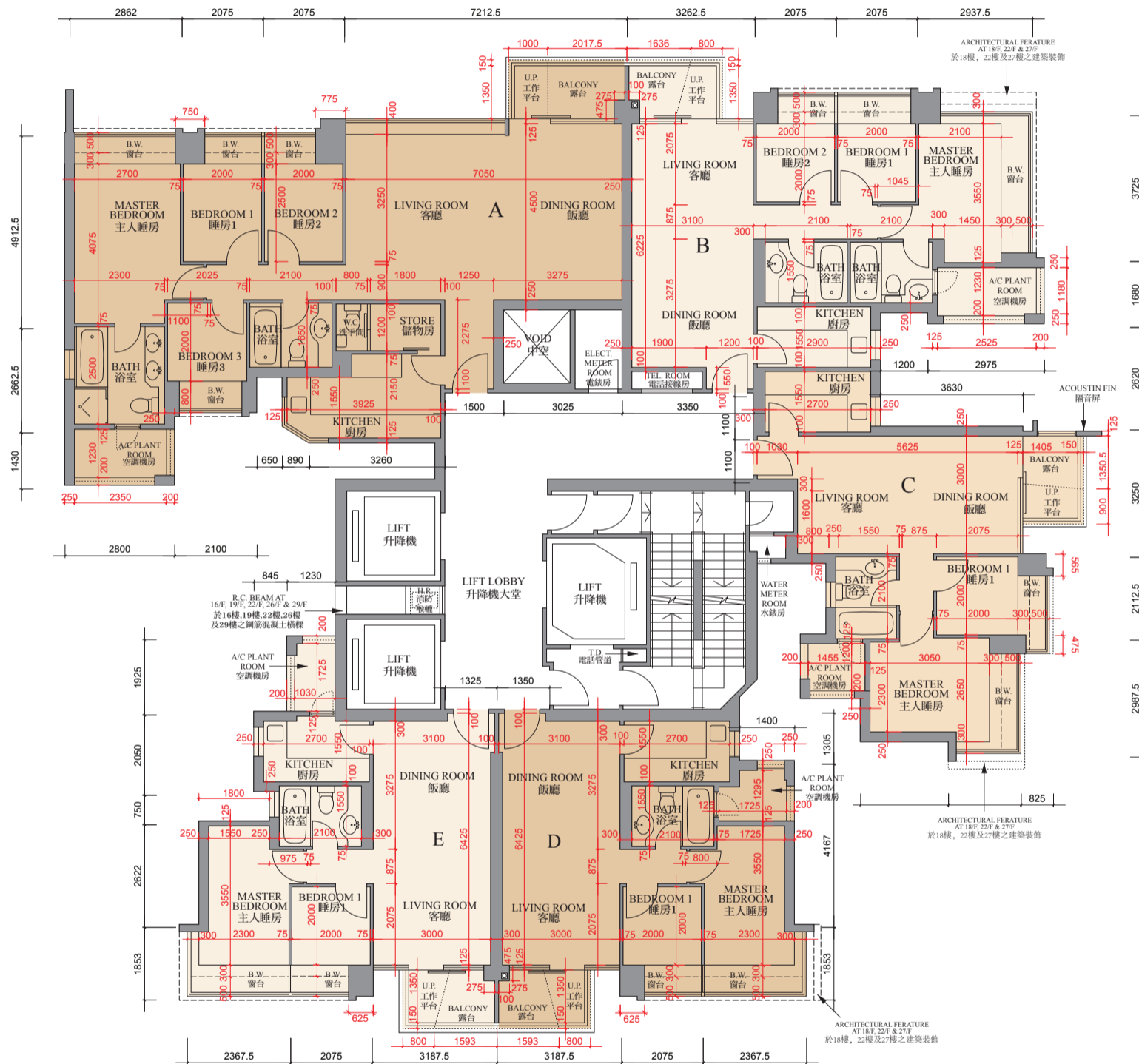
備註:

- 因住宅物業的較高樓層的結構牆的厚度遞減，較高樓層的內部面積，一般比較低樓層的內部面積稍大。
- 部份樓層外牆範圍設有建築裝飾及/或外露喉管，其位置請參考最新批准的建築圖則。
- 部份住宅單位的露台及/或平台及/或工作平台及/或空調機平台及/或外牆設有外露及/或內藏之公用喉管，其位置請參考最新批准的建築圖則及/或機電設計圖。
- 部份住宅單位客/飯廳、睡房、走廊及/或廚房有假天花及/或上層單位之跌級樓板用以安裝空調系統及/或機電設備。
- 於本樓面平面圖顯示露台或工作平台時，該露台或（視屬何情況而定）工作平台之外部分界以虛線標出。該虛線外有一實線，該兩線間之範圍顯示該露台或（視屬何情況而定）工作平台以外之建築裝飾或覆蓋層。
- 平面圖之尺規所列數字以毫米標示。
- 請參閱本售樓說明書第 28 頁之圖例以協助閱讀此部分的發展項目的住宅物業的樓面平面圖及其顯示之名稱和簡稱。

Floor Plans of Residential Properties in the Phase of the Development

發展項目期數的住宅物業的樓面平面圖

Tower 1 15th - 22nd & 25th - 29th Floor Plan
第一座十五樓至二十二樓及二十五樓至二十九樓平面圖



0M/米 5M/米
Scale:
比例

Floor Plans of Residential Properties in the Phase of the Development

發展項目期數的住宅物業的樓面平面圖

Tower 1 15th - 22nd & 25th - 29th Floor Plan

第一座十五樓至二十二樓及二十五樓至二十九樓平面圖

	TOWER 座	FLOOR 樓層	UNIT 單位				
			A	B	C	D	E
Thickness of Floor Slab(excluding plaster) (mm) 樓板(不包括灰泥)的厚度(毫米)	Tower 1 第一座	15/F - 22/F 十五樓至 二十二樓	125, 300	125, 300	125, 300	125, 300	125, 300
Floor-to-Floor Height (mm) 層與層之間的高度(毫米)			3150	3150	3150	3150	3150
Thickness of Floor Slab(excluding plaster) (mm) 樓板(不包括灰泥)的厚度(毫米)		25/F - 29/F 二十五樓至 二十九樓	125	125	125	125	125
Floor-to-Floor Height (mm) 層與層之間的高度(毫米)			3150	3150	3150	3150	3150

Remarks:

- The internal areas of the residential properties on the upper floors will generally be slightly larger than those on the lower floors because of the reducing thickness of the structural walls on the upper floors.
- There are architectural features and / or exposed pipes on external walls of some of the floors. For their locations, please refer to the latest approved building plans.
- Exposed or concealed common pipes are located at / adjacent to balcony and / or flat roof and / or utility platform and / or air-conditioning platform and / or external wall of some residential units. For their locations, please refer to the latest approved building plans and / or electrical and mechanical design drawings.
- Some residential units have ceiling bulkheads and / or sunken slab from unit above, for the air-conditioning system and / or electrical and mechanical services, located at living / dining room, bedrooms, corridor and / or kitchen.
- When showing a balcony or utility platform on this floor plan, a dotted line is used to demarcate the location of the external boundary of that balcony or (as the case may be) utility platform. There is a solid line outside that dotted line. The area between those two lines represents the architectural features or claddings outside that balcony or (as the case may be) utility platform.
- The dimensions of the floor plan are all in millimeter.
- Please refer to page 28 of this sales brochure for legend of the terms and abbreviations in studying the floor plans of residential properties in the Development.

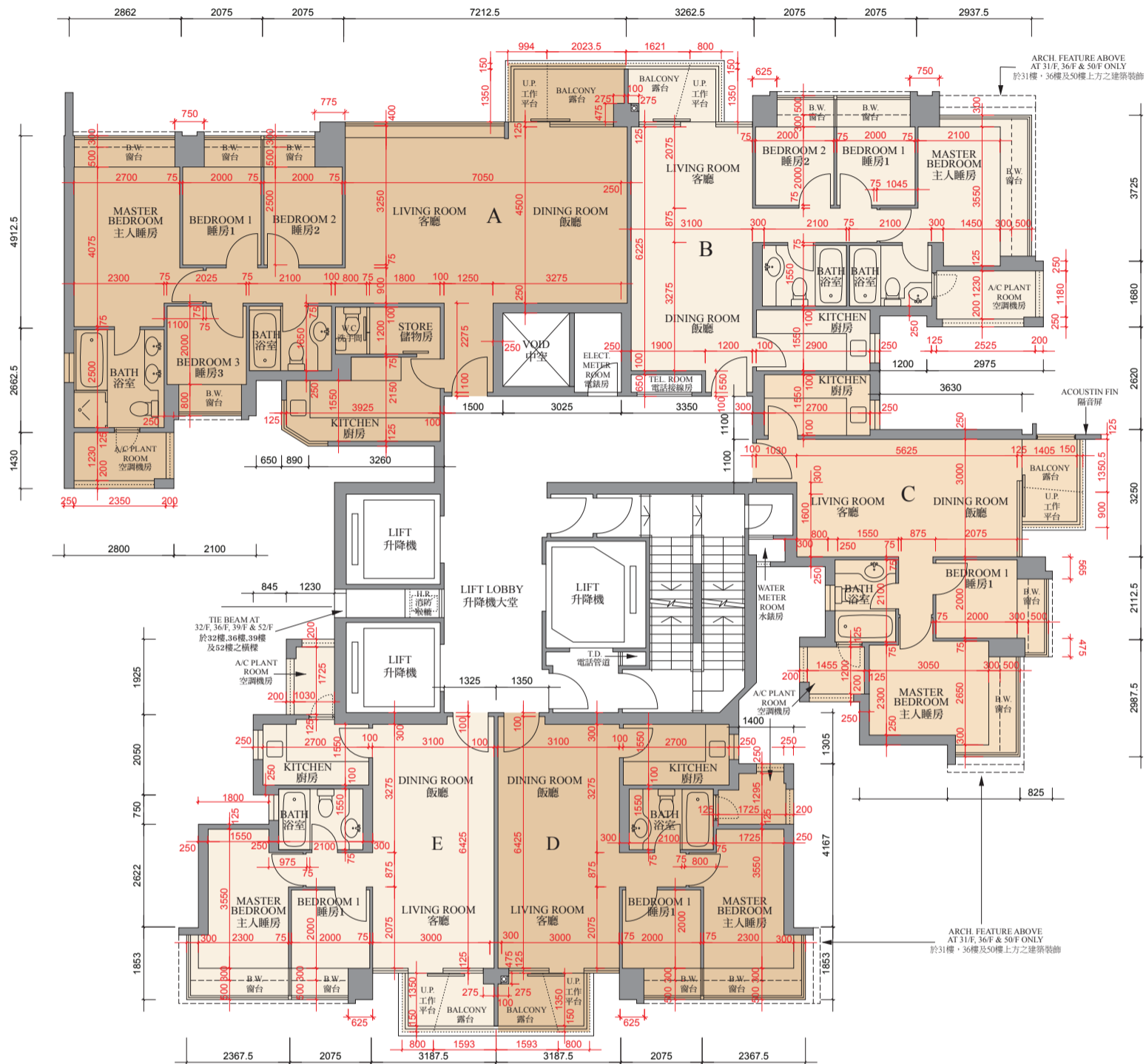
備註:

- 因住宅物業的較高樓層的結構牆的厚度遞減，較高樓層的內部面積，一般比較低樓層的內部面積稍大。
- 部份樓層外牆範圍設有建築裝飾及/或外露喉管，其位置請參考最新批准的建築圖則。
- 部份住宅單位的露台及/或平台及/或工作平台及/或空調機平台及/或外牆設有外露及/或內藏之公用喉管，其位置請參考最新批准的建築圖則及/或機電設計圖。
- 部份住宅單位客/飯廳、睡房、走廊及/或廚房有假天花及/或上層單位之跌級樓板用以安裝空調系統及/或機電設備。
- 於本樓面平面圖顯示露台或工作平台時，該露台或（視屬何情況而定）工作平台之外部分界以虛線標出。該虛線外有一實線，該兩線間之範圍顯示該露台或（視屬何情況而定）工作平台以外之建築裝飾或覆蓋層。
- 平面圖之尺規所列數字以毫米標示。
- 請參閱本售樓說明書第 28 頁之圖例以協助閱讀此部分的發展項目的住宅物業的樓面平面圖及其顯示之名稱和簡稱。

Floor Plans of Residential Properties in the Phase of the Development

發展項目期數的住宅物業的樓面平面圖

Tower 1 30th - 33rd, 35th - 39th & 50th - 52nd Floor Plan
 第一座三十樓至三十三樓、三十五樓至三十九樓及
 五十樓至五十二樓平面圖



0M/米 5M/米
 Scale: 比例

Floor Plans of Residential Properties in the Phase of the Development

發展項目期數的住宅物業的樓面平面圖

Tower 1 30th - 33rd, 35th - 39th & 50th - 52nd Floor Plan 第一座三十樓至三十三樓、三十五樓至三十九樓及 五十樓至五十二樓平面圖

	TOWER 座	FLOOR 樓層	UNIT 單位				
			A	B	C	D	E
Thickness of Floor Slab(excluding plaster) (mm) 樓板(不包括灰泥)的厚度(毫米)	Tower 1 第一座	30/F - 33/F, 35/F - 39/F, 50/F 三十樓至 三十三樓、 三十五樓至 三十九樓、 五十樓	125	125	125	125	125
Floor-to-Floor Height (mm) 層與層之間的高度(毫米)			3150	3150	3150	3150	3150
Thickness of Floor Slab(excluding plaster) (mm) 樓板(不包括灰泥)的厚度(毫米)		51/F 五十一樓	125, 175	125, 175	125	125, 175	125, 175
Floor-to-Floor Height (mm) 層與層之間的高度(毫米)			3150	3150	3150	3150	3150
Thickness of Floor Slab(excluding plaster) (mm) 樓板(不包括灰泥)的厚度(毫米)		52/F 五十二樓	125, 175	125, 175	125, 150	125, 175	125, 175
Floor-to-Floor Height (mm) 層與層之間的高度(毫米)			3150	3150	3150, 3175	3150	3150

Remarks:

- The internal areas of the residential properties on the upper floors will generally be slightly larger than those on the lower floors because of the reducing thickness of the structural walls on the upper floors.
- There are architectural features and / or exposed pipes on external walls of some of the floors. For their locations, please refer to the latest approved building plans.
- Exposed or concealed common pipes are located at / adjacent to balcony and / or flat roof and / or utility platform and / or air-conditioning platform and / or external wall of some residential units. For their locations, please refer to the latest approved building plans and / or electrical and mechanical design drawings.
- Some residential units have ceiling bulkheads and / or sunken slab from unit above, for the air-conditioning system and / or electrical and mechanical services, located at living / dining room, bedrooms, corridor and / or kitchen.
- When showing a balcony or utility platform on this floor plan, a dotted line is used to demarcate the location of the external boundary of that balcony or (as the case may be) utility platform. There is a solid line outside that dotted line. The area between those two lines represents the architectural features or claddings outside that balcony or (as the case may be) utility platform.
- The dimensions of the floor plan are all in millimeter.
- Please refer to page 28 of this sales brochure for legend of the terms and abbreviations in studying the floor plans of residential properties in the Development.

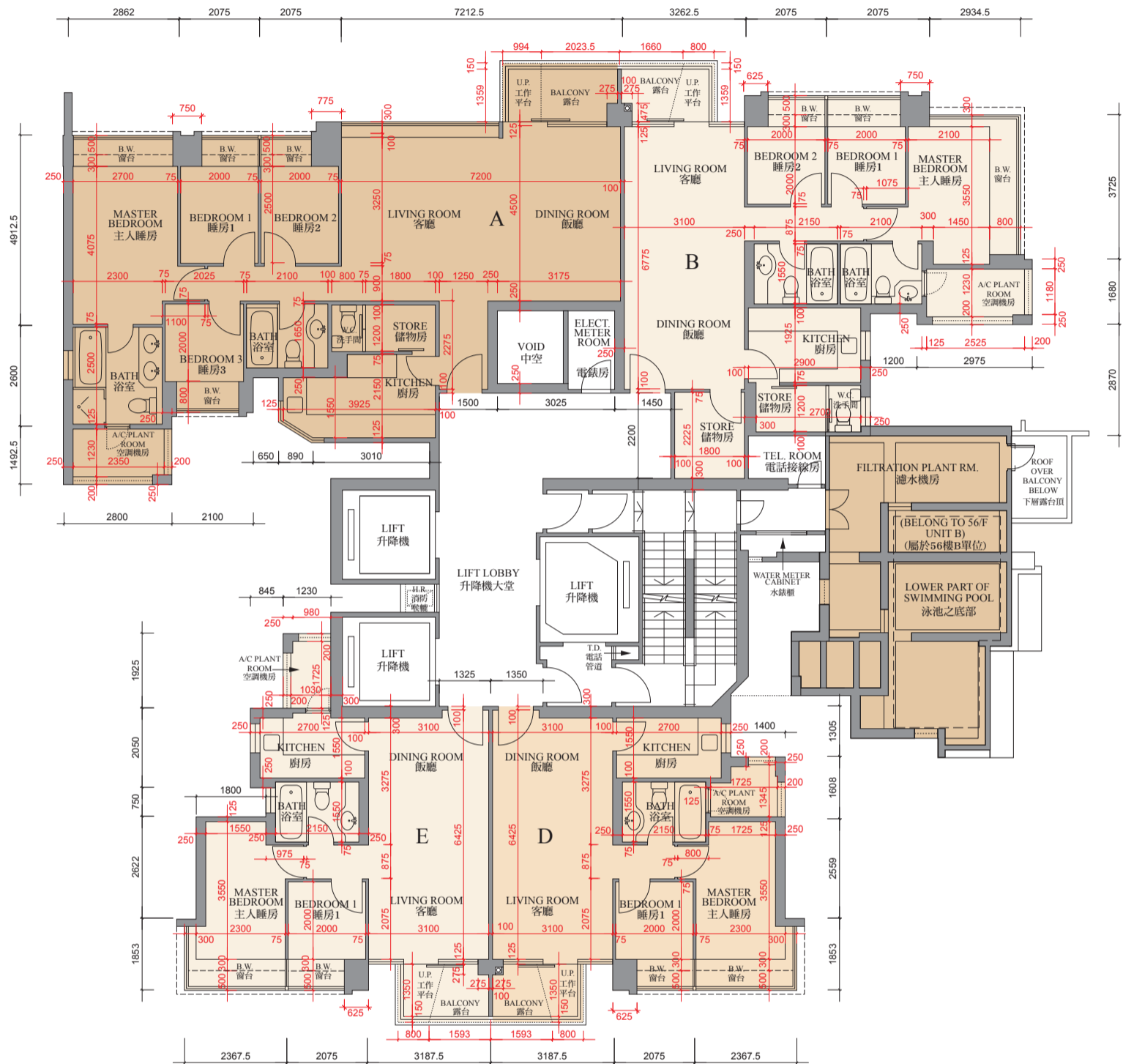
備註:

- 因住宅物業的較高樓層的結構牆的厚度遞減，較高樓層的內部面積，一般比較低樓層的內部面積稍大。
- 部份樓層外牆範圍設有建築裝飾及/或外露喉管，其位置請參考最新批准的建築圖則。
- 部份住宅單位的露台及/或平台及/或工作平台及/或空調機平台及/或外牆設有外露及/或內藏之公用喉管，其位置請參考最新批准的建築圖則及/或機電設計圖。
- 部份住宅單位客/飯廳、睡房、走廊及/或廚房有假天花及/或上層單位之跌級樓板用以安裝空調系統及/或機電設備。
- 於本樓面平面圖顯示露台或工作平台時，該露台或（視屬何情況而定）工作平台之外部分界以虛線標出。該虛線外有一實線，該兩線間之範圍顯示該露台或（視屬何情況而定）工作平台以外之建築裝飾或覆蓋層。
- 平面圖之尺規所列數字以毫米標示。
- 請參閱本售樓說明書第 28 頁之圖例以協助閱讀此部分的發展項目的住宅物業的樓面平面圖及其顯示之名稱和簡稱。

Floor Plans of Residential Properties in the Phase of the Development

發展項目期數的住宅物業的樓面平面圖

Tower 1 55th Floor Plan
第一座五十五樓平面圖



0M/米 5M/米
Scale: 比例

Floor Plans of Residential Properties in the Phase of the Development

發展項目期數的住宅物業的樓面平面圖

Tower 1 55th Floor Plan 第一座五十五樓平面圖

	TOWER 座	FLOOR 樓層	UNIT 單位				
			A	B	C	D	E
Thickness of Floor Slab(excluding plaster) (mm) 樓板(不包括灰泥)的厚度(毫米)	Tower 1 第一座	55/F 五十五樓	125	125, 150, 175	-	125	125
Floor-to-Floor Height (mm) 層與層之間的高度(毫米)			3150	2985, 3150	-	3150	3150

Remarks:

- The internal areas of the residential properties on the upper floors will generally be slightly larger than those on the lower floors because of the reducing thickness of the structural walls on the upper floors.
- There are architectural features and / or exposed pipes on external walls of some of the floors. For their locations, please refer to the latest approved building plans.
- Exposed or concealed common pipes are located at / adjacent to balcony and / or flat roof and / or utility platform and / or air-conditioning platform and / or external wall of some residential units. For their locations, please refer to the latest approved building plans and / or electrical and mechanical design drawings.
- Some residential units have ceiling bulkheads and / or sunken slab from unit above, for the air-conditioning system and / or electrical and mechanical services, located at living / dining room, bedrooms, corridor and / or kitchen.
- When showing a balcony or utility platform on this floor plan, a dotted line is used to demarcate the location of the external boundary of that balcony or (as the case may be) utility platform. There is a solid line outside that dotted line. The area between those two lines represents the architectural features or claddings outside that balcony or (as the case may be) utility platform.
- The dimensions of the floor plan are all in millimeter.
- Please refer to page 28 of this sales brochure for legend of the terms and abbreviations in studying the floor plans of residential properties in the Development.

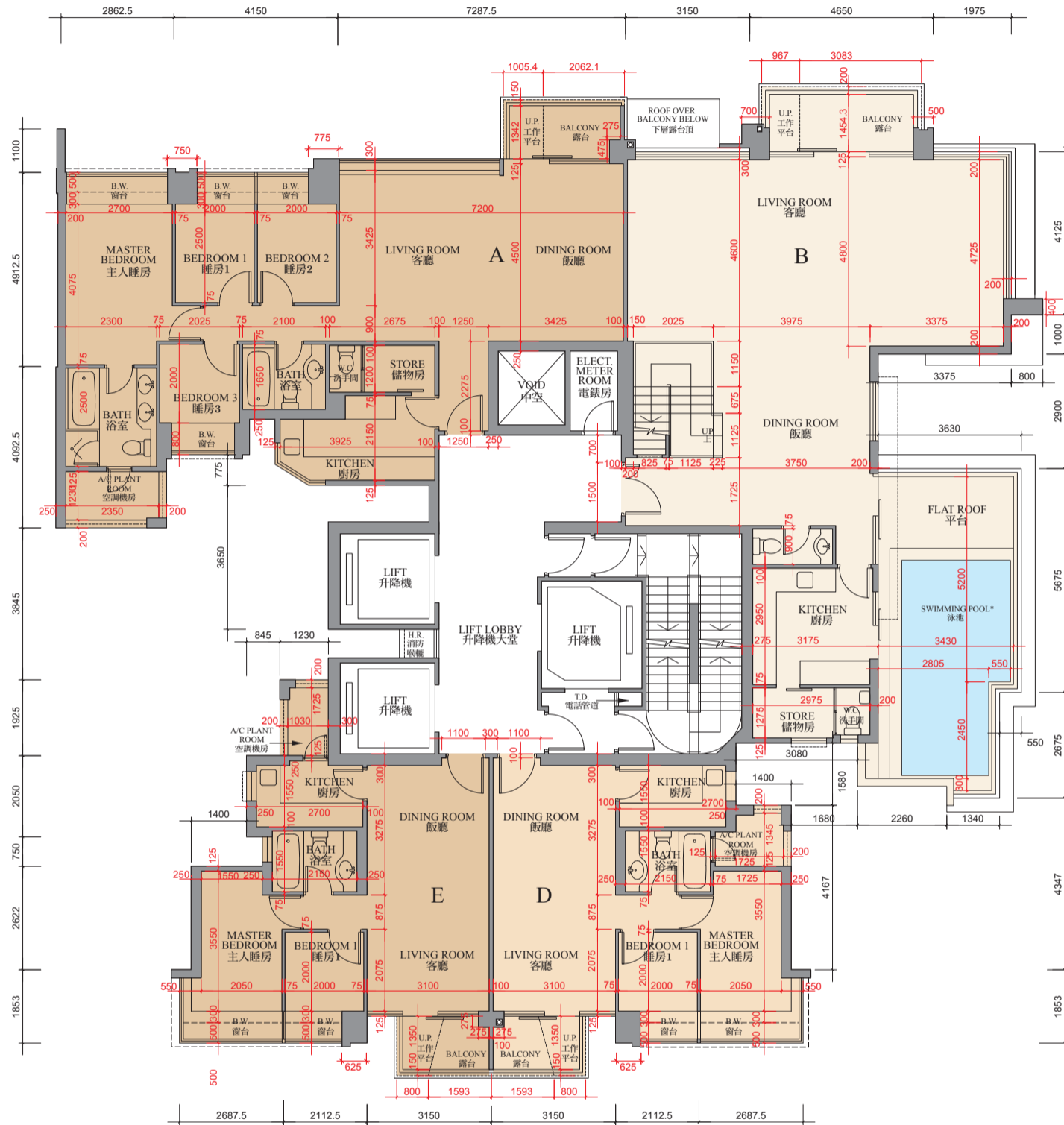
備註:

- 因住宅物業的較高樓層的結構牆的厚度遞減，較高樓層的內部面積，一般比較低樓層的內部面積稍大。
- 部份樓層外牆範圍設有建築裝飾及/或外露喉管，其位置請參考最新批准的建築圖則。
- 部份住宅單位的露台及/或平台及/或工作平台及/或空調機平台及/或外牆設有外露及/或內藏之公用喉管，其位置請參考最新批准的建築圖則及/或機電設計圖。
- 部份住宅單位客/飯廳、睡房、走廊及/或廚房有假天花及/或上層單位之跌級樓板用以安裝空調系統及/或機電設備。
- 於本樓面平面圖顯示露台或工作平台時，該露台或（視屬何情況而定）工作平台之外部分界以虛線標出。該虛線外有一實線，該兩線間之範圍顯示該露台或（視屬何情況而定）工作平台以外之建築裝飾或覆蓋層。
- 平面圖之尺規所列數字以毫米標示。
- 請參閱本售樓說明書第 28 頁之圖例以協助閱讀此部分的發展項目的住宅物業的樓面平面圖及其顯示之名稱和簡稱。

Floor Plans of Residential Properties in the Phase of the Development

發展項目期數的住宅物業的樓面平面圖

Tower 1 56th Floor Plan
第一座五十六樓平面圖



Scale: 0M/米 5M/米
比例

Floor Plans of Residential Properties in the Phase of the Development

發展項目期數的住宅物業的樓面平面圖

Tower 1 56th Floor Plan 第一座五十六樓平面圖

	TOWER 座	FLOOR 樓層	UNIT 單位				
			A	B	C	D	E
Thickness of Floor Slab(excluding plaster) (mm) 樓板(不包括灰泥)的厚度(毫米)	Tower 1 第一座	56/F 五十六樓	125	125, 150, 200	-	125, 175	125, 150, 175
Floor-to-Floor Height (mm) 層與層之間的高度(毫米)			3150	3150, 3500	-	3150	3150

* A swimming pool is provided in the flat roof of this unit. The area of the flat roof specified in the section "Area of Residential Properties in the Development" includes the area of the swimming pool.

Remarks:

- The internal areas of the residential properties on the upper floors will generally be slightly larger than those on the lower floors because of the reducing thickness of the structural walls on the upper floors.
- There are architectural features and / or exposed pipes on external walls of some of the floors. For their locations, please refer to the latest approved building plans.
- Exposed or concealed common pipes are located at / adjacent to balcony and / or flat roof and / or utility platform and / or air-conditioning platform and / or external wall of some residential units. For their locations, please refer to the latest approved building plans and / or electrical and mechanical design drawings.
- Some residential units have ceiling bulkheads and / or sunken slab from unit above, for the air-conditioning system and / or electrical and mechanical services, located at living / dining room, bedrooms, corridor and / or kitchen.
- When showing a balcony or utility platform on this floor plan, a dotted line is used to demarcate the location of the external boundary of that balcony or (as the case may be) utility platform. There is a solid line outside that dotted line. The area between those two lines represents the architectural features or claddings outside that balcony or (as the case may be) utility platform.
- The dimensions of the floor plan are all in millimeter.
- Please refer to page 28 of this sales brochure for legend of the terms and abbreviations in studying the floor plans of residential properties in the Development.

* 此單位之平台內設有泳池。「發展項目中的住宅物業的面積」一節所列出該平台之面積包括平台內泳池之面積。

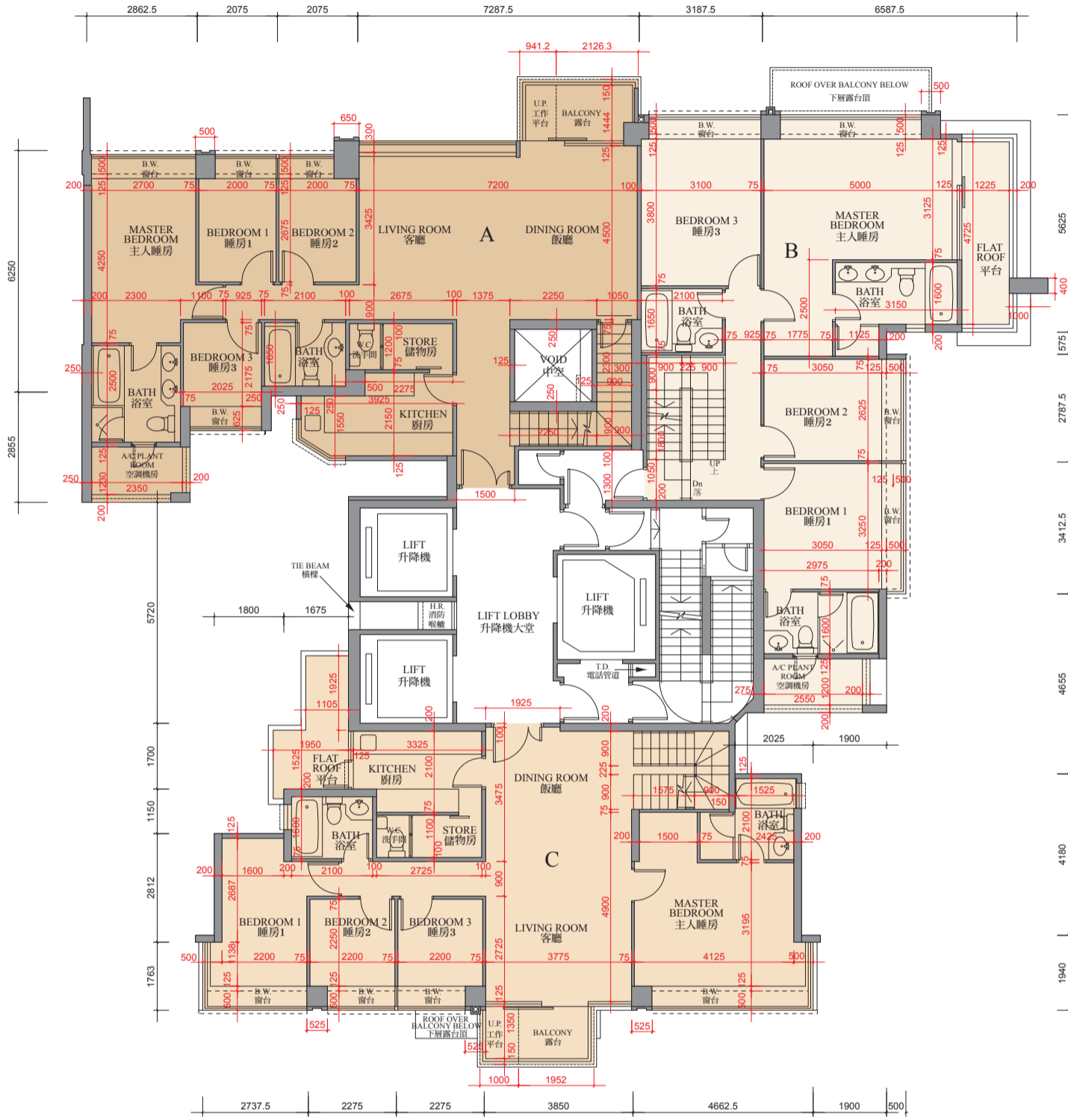
備註:

- 因住宅物業的較高樓層的結構牆的厚度遞減，較高樓層的內部面積，一般比較低樓層的內部面積稍大。
- 部份樓層外牆範圍設有建築裝飾及/或外露喉管，其位置請參考最新批准的建築圖則。
- 部份住宅單位的露台及/或平台及/或工作平台及/或空調機平台及/或外牆設有外露及/或內藏之公用喉管，其位置請參考最新批准的建築圖則及/或機電設計圖。
- 部份住宅單位客/飯廳、睡房、走廊及/或廚房有假天花及/或上層單位之跌級樓板用以安裝空調系統及/或機電設備。
- 於本樓面平面圖顯示露台或工作平台時，該露台或（視屬何情況而定）工作平台之外部分界以虛線標出。該虛線外有一實線，該兩線間之範圍顯示該露台或（視屬何情況而定）工作平台以外之建築裝飾或覆蓋層。
- 平面圖之尺規所列數字以毫米標示。
- 請參閱本售樓說明書第 28 頁之圖例以協助閱讀此部分的發展項目的住宅物業的樓面平面圖及其顯示之名稱和簡稱。

Floor Plans of Residential Properties in the Phase of the Development

發展項目期數的住宅物業的樓面平面圖

Tower 1 57th Floor Plan
第一座五十七樓平面圖



Scale: 0M/米 5M/米
比例

Floor Plans of Residential Properties in the Phase of the Development

發展項目期數的住宅物業的樓面平面圖

Tower 1 57th Floor Plan 第一座五十七樓平面圖

	TOWER 座	FLOOR 樓層	UNIT 單位		
			A	B	C
Thickness of Floor Slab(excluding plaster) (mm) 樓板(不包括灰泥)的厚度(毫米)	Tower 1 第一座	57/F 五十七樓	150	150	150
Floor-to-Floor Height (mm) 層與層之間的高度(毫米)			3500	3150	3500

Remarks:

- The internal areas of the residential properties on the upper floors will generally be slightly larger than those on the lower floors because of the reducing thickness of the structural walls on the upper floors.
- There are architectural features and / or exposed pipes on external walls of some of the floors. For their locations, please refer to the latest approved building plans.
- Exposed or concealed common pipes are located at / adjacent to balcony and / or flat roof and / or utility platform and / or air-conditioning platform and / or external wall of some residential units. For their locations, please refer to the latest approved building plans and / or electrical and mechanical design drawings.
- Some residential units have ceiling bulkheads and / or sunken slab from unit above, for the air-conditioning system and / or electrical and mechanical services, located at living / dining room, bedrooms, corridor and / or kitchen.
- When showing a balcony or utility platform on this floor plan, a dotted line is used to demarcate the location of the external boundary of that balcony or (as the case may be) utility platform. There is a solid line outside that dotted line. The area between those two lines represents the architectural features or claddings outside that balcony or (as the case may be) utility platform.
- The dimensions of the floor plan are all in millimeter.
- Please refer to page 28 of this sales brochure for legend of the terms and abbreviations in studying the floor plans of residential properties in the Development.

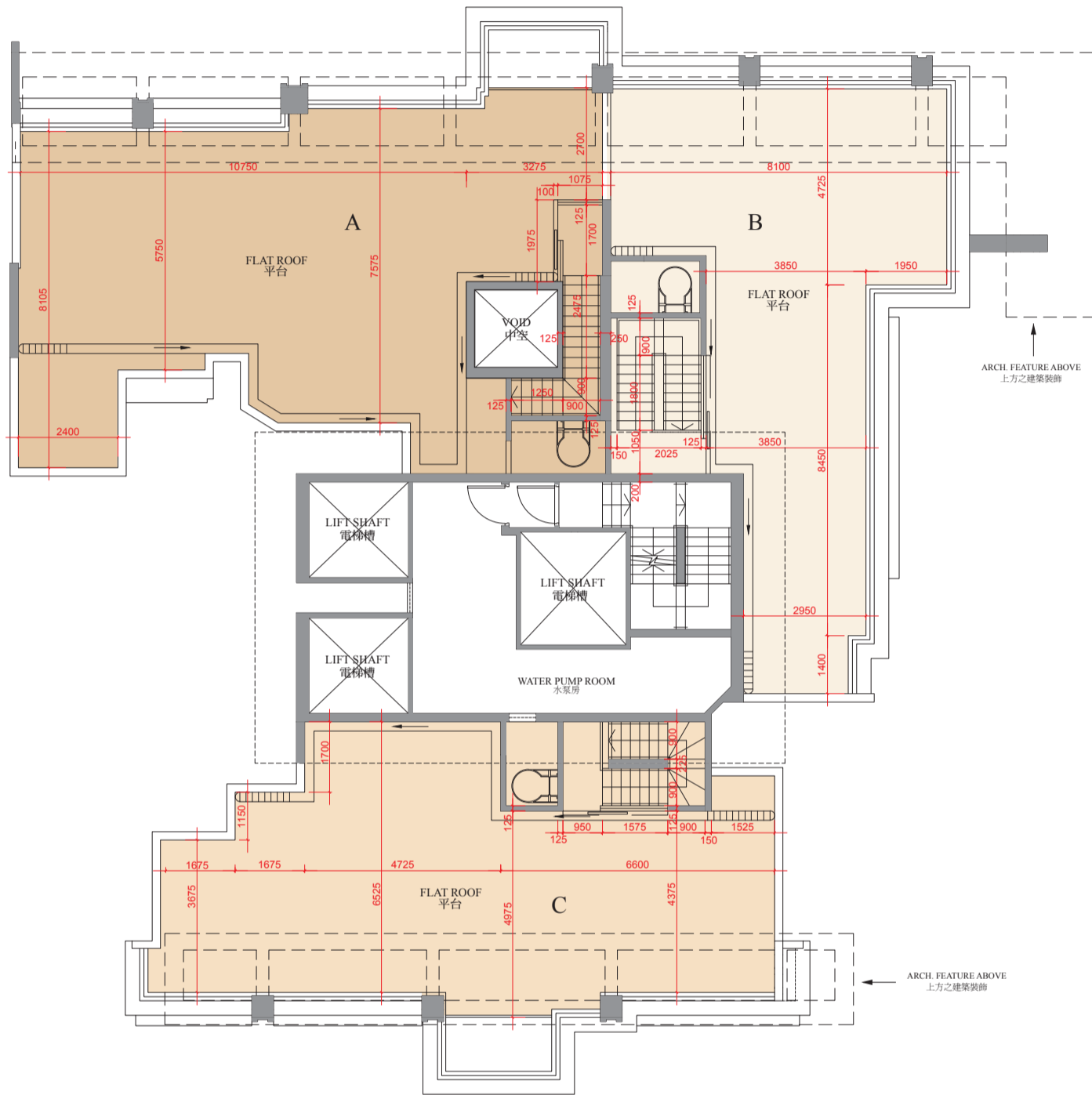
備註:

- 因住宅物業的較高樓層的結構牆的厚度遞減，較高樓層的內部面積，一般比較低樓層的內部面積稍大。
- 部份樓層外牆範圍設有建築裝飾及/或外露喉管，其位置請參考最新批准的建築圖則。
- 部份住宅單位的露台及/或平台及/或工作平台及/或空調機平台及/或外牆設有外露及/或內藏之公用喉管，其位置請參考最新批准的建築圖則及/或機電設計圖。
- 部份住宅單位客/飯廳、睡房、走廊及/或廚房有假天花及/或上層單位之跌級樓板用以安裝空調系統及/或機電設備。
- 於本樓面平面圖顯示露台或工作平台時，該露台或（視屬何情況而定）工作平台之外部分界以虛線標出。該虛線外有一實線，該兩線間之範圍顯示該露台或（視屬何情況而定）工作平台以外之建築裝飾或覆蓋層。
- 平面圖之尺規所列數字以毫米標示。
- 請參閱本售樓說明書第 28 頁之圖例以協助閱讀此部分的發展項目的住宅物業的樓面平面圖及其顯示之名稱和簡稱。

Floor Plans of Residential Properties in the Phase of the Development

發展項目期數的住宅物業的樓面平面圖

Tower 1 Roof Floor Plan
第一座天台平面圖



0M/米 5M/米
Scale:
比例

Floor Plans of Residential Properties in the Phase of the Development

發展項目期數的住宅物業的樓面平面圖

Tower 1 Roof Floor Plan 第一座天台平面圖

Remarks:

- The internal areas of the residential properties on the upper floors will generally be slightly larger than those on the lower floors because of the reducing thickness of the structural walls on the upper floors.
- There are architectural features and / or exposed pipes on external walls of some of the floors. For their locations, please refer to the latest approved building plans.
- Exposed or concealed common pipes are located at / adjacent to balcony and / or flat roof and / or utility platform and / or air-conditioning platform and / or external wall of some residential units. For their locations, please refer to the latest approved building plans and / or electrical and mechanical design drawings.
- Some residential units have ceiling bulkheads and / or sunken slab from unit above, for the air-conditioning system and / or electrical and mechanical services, located at living / dining room, bedrooms, corridor and / or kitchen.
- When showing a balcony or utility platform on this floor plan, a dotted line is used to demarcate the location of the external boundary of that balcony or (as the case may be) utility platform. There is a solid line outside that dotted line. The area between those two lines represents the architectural features or claddings outside that balcony or (as the case may be) utility platform.
- The dimensions of the floor plan are all in millimeter.
- Please refer to page 28 of this sales brochure for legend of the terms and abbreviations in studying the floor plans of residential properties in the Development.

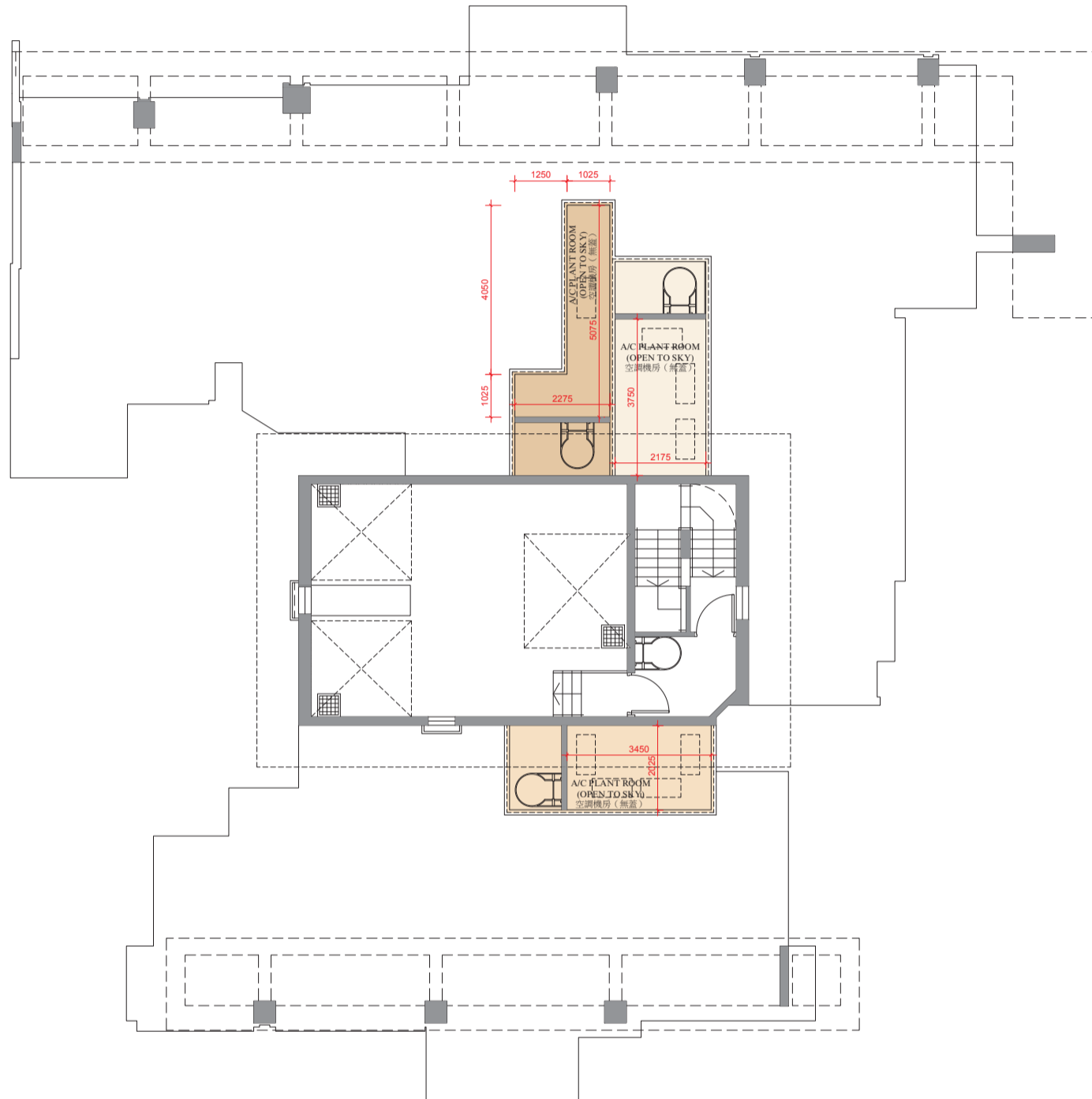
備註:

- 因住宅物業的較高樓層的結構牆的厚度遞減，較高樓層的內部面積，一般比較低樓層的內部面積稍大。
- 部份樓層外牆範圍設有建築裝飾及/或外露喉管，其位置請參考最新批准的建築圖則。
- 部份住宅單位的露台及/或平台及/或工作平台及/或空調機平台及/或外牆設有外露及/或內藏之公用喉管，其位置請參考最新批准的建築圖則及/或機電設計圖。
- 部份住宅單位客/飯廳、睡房、走廊及/或廚房有假天花及/或上層單位之跌級樓板用以安裝空調系統及/或機電設備。
- 於本樓面平面圖顯示露台或工作平台時，該露台或（視屬何情況而定）工作平台之外部分界以虛線標出。該虛線外有一實線，該兩線間之範圍顯示該露台或（視屬何情況而定）工作平台以外之建築裝飾或覆蓋層。
- 平面圖之尺規所列數字以毫米標示。
- 請參閱本售樓說明書第 28 頁之圖例以協助閱讀此部分的發展項目的住宅物業的樓面平面圖及其顯示之名稱和簡稱。

Floor Plans of Residential Properties in the Phase of the Development

發展項目期數的住宅物業的樓面平面圖

Tower 1 Upper Roof Floor Plan
第一座上層天台平面圖



0M/米 5M/米
Scale:
比例

Floor Plans of Residential Properties in the Phase of the Development

發展項目期數的住宅物業的樓面平面圖

Tower 1 Upper Roof Floor Plan 第一座上層天台平面圖

Remarks:

- The internal areas of the residential properties on the upper floors will generally be slightly larger than those on the lower floors because of the reducing thickness of the structural walls on the upper floors.
- There are architectural features and / or exposed pipes on external walls of some of the floors. For their locations, please refer to the latest approved building plans.
- Exposed or concealed common pipes are located at / adjacent to balcony and / or flat roof and / or utility platform and / or air-conditioning platform and / or external wall of some residential units. For their locations, please refer to the latest approved building plans and / or electrical and mechanical design drawings.
- Some residential units have ceiling bulkheads and / or sunken slab from unit above, for the air-conditioning system and / or electrical and mechanical services, located at living / dining room, bedrooms, corridor and / or kitchen.
- When showing a balcony or utility platform on this floor plan, a dotted line is used to demarcate the location of the external boundary of that balcony or (as the case may be) utility platform. There is a solid line outside that dotted line. The area between those two lines represents the architectural features or claddings outside that balcony or (as the case may be) utility platform.
- The dimensions of the floor plan are all in millimeter.
- Please refer to page 28 of this sales brochure for legend of the terms and abbreviations in studying the floor plans of residential properties in the Development.

備註:

- 因住宅物業的較高樓層的結構牆的厚度遞減，較高樓層的內部面積，一般比較低樓層的內部面積稍大。
- 部份樓層外牆範圍設有建築裝飾及/或外露喉管，其位置請參考最新批准的建築圖則。
- 部份住宅單位的露台及/或平台及/或工作平台及/或空調機平台及/或外牆設有外露及/或內藏之公用喉管，其位置請參考最新批准的建築圖則及/或機電設計圖。
- 部份住宅單位客/飯廳、睡房、走廊及/或廚房有假天花及/或上層單位之跌級樓板用以安裝空調系統及/或機電設備。
- 於本樓面平面圖顯示露台或工作平台時，該露台或（視屬何情況而定）工作平台之外部分界以虛線標出。該虛線外有一實線，該兩線間之範圍顯示該露台或（視屬何情況而定）工作平台以外之建築裝飾或覆蓋層。
- 平面圖之尺規所列數字以毫米標示。
- 請參閱本售樓說明書第 28 頁之圖例以協助閱讀此部分的發展項目的住宅物業的樓面平面圖及其顯示之名稱和簡稱。

Floor Plans of Residential Properties in the Phase of the Development

發展項目期數的住宅物業的樓面平面圖

Tower 2 5th Floor Plan 第二座五樓平面圖

	TOWER 座	FLOOR 樓層	UNIT 單位			
			A	B	C	D
Thickness of Floor Slab(excluding plaster) (mm) 樓板(不包括灰泥)的厚度(毫米)	Tower 2 第二座	5/F 五樓	125,300	125,300	125,300	125,300
Floor-to-Floor Height (mm) 層與層之間的高度(毫米)			3150	3150	3150	3150

Remarks:

- The internal areas of the residential properties on the upper floors will generally be slightly larger than those on the lower floors because of the reducing thickness of the structural walls on the upper floors.
- There are architectural features and / or exposed pipes on external walls of some of the floors. For their locations, please refer to the latest approved building plans.
- Exposed or concealed common pipes are located at / adjacent to balcony and / or flat roof and / or utility platform and / or air-conditioning platform and / or external wall of some residential units. For their locations, please refer to the latest approved building plans and / or electrical and mechanical design drawings.
- Some residential units have ceiling bulkheads and / or sunken slab from unit above, for the air-conditioning system and / or electrical and mechanical services, located at living / dining room, bedrooms, corridor and / or kitchen.
- When showing a balcony or utility platform on this floor plan, a dotted line is used to demarcate the location of the external boundary of that balcony or (as the case may be) utility platform. There is a solid line outside that dotted line. The area between those two lines represents the architectural features or claddings outside that balcony or (as the case may be) utility platform.
- The dimensions of the floor plan are all in millimeter.
- Please refer to page 28 of this sales brochure for legend of the terms and abbreviations in studying the floor plans of residential properties in the Development.

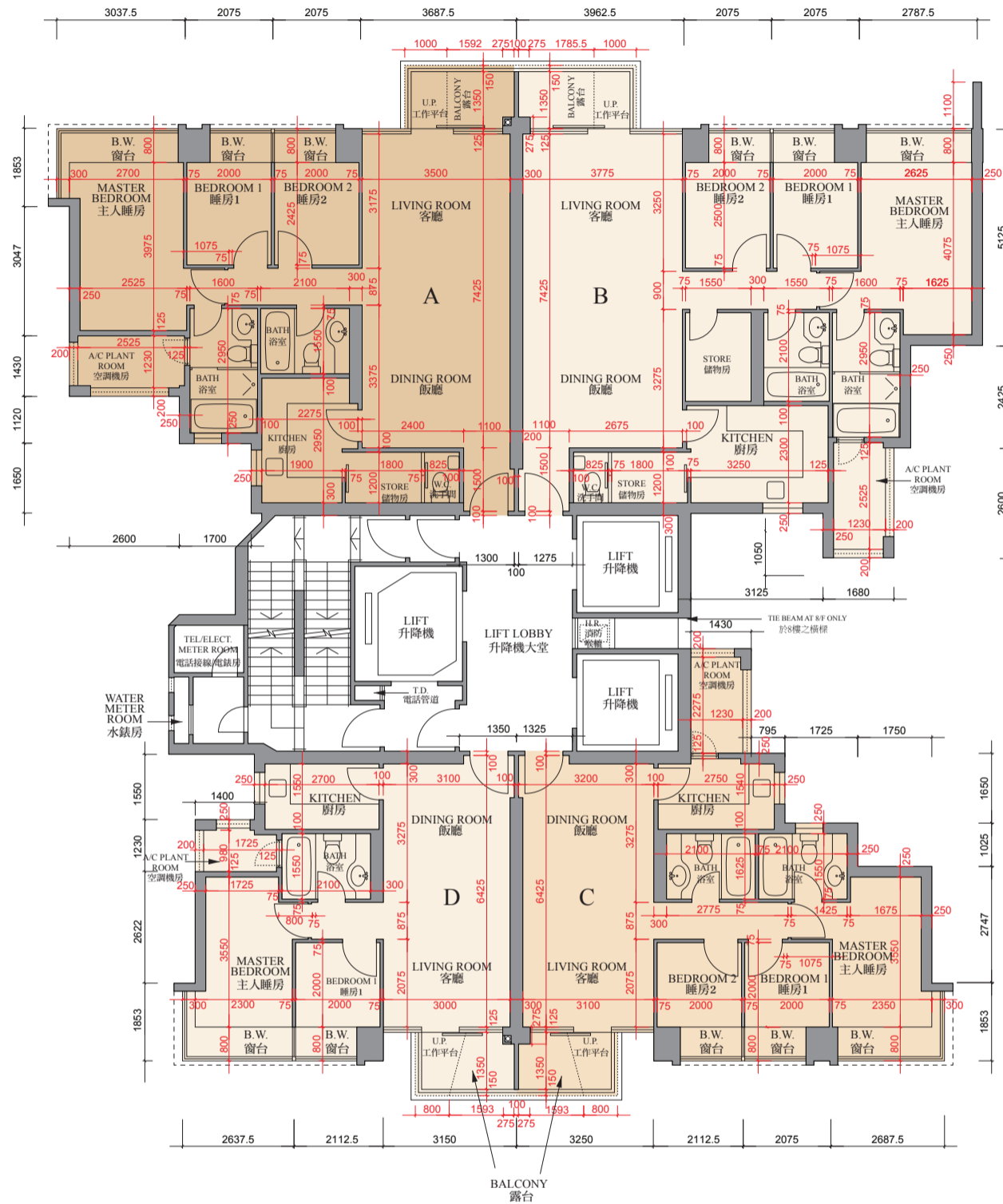
備註:

- 因住宅物業的較高樓層的結構牆的厚度遞減，較高樓層的內部面積，一般比較低樓層的內部面積稍大。
- 部份樓層外牆範圍設有建築裝飾及/或外露喉管，其位置請參考最新批准的建築圖則。
- 部份住宅單位的露台及/或平台及/或工作平台及/或空調機平台及/或外牆設有外露及/或內藏之公用喉管，其位置請參考最新批准的建築圖則及/或機電設計圖。
- 部份住宅單位客/飯廳、睡房、走廊及/或廚房有假天花及/或上層單位之跌級樓板用以安裝空調系統及/或機電設備。
- 於本樓面平面圖顯示露台或工作平台時，該露台或（視屬何情況而定）工作平台之外部分界以虛線標出。該虛線外有一實線，該兩線間之範圍顯示該露台或（視屬何情況而定）工作平台以外之建築裝飾或覆蓋層。
- 平面圖之尺規所列數字以毫米標示。
- 請參閱本售樓說明書第 28 頁之圖例以協助閱讀此部分的發展項目的住宅物業的樓面平面圖及其顯示之名稱和簡稱。

Floor Plans of Residential Properties in the Phase of the Development

發展項目期數的住宅物業的樓面平面圖

Tower 2 6th - 10th Floor Plan
第二座六樓至十樓平面圖



Scale: 0M/米 5M/米
比例

Floor Plans of Residential Properties in the Phase of the Development

發展項目期數的住宅物業的樓面平面圖

Tower 2 6th - 10th Floor Plan 第二座六樓至十樓平面圖

	TOWER 座	FLOOR 樓層	UNIT 單位			
			A	B	C	D
Thickness of Floor Slab(excluding plaster) (mm) 樓板(不包括灰泥)的厚度(毫米)	Tower 2 第二座	6/F - 9/F 六樓至九樓	125, 300	125, 300	125, 300	125, 300
Floor-to-Floor Height (mm) 層與層之間的高度(毫米)			3150	3150	3150	3150
Thickness of Floor Slab(excluding plaster) (mm) 樓板(不包括灰泥)的厚度(毫米)		10/F 十樓	125, 300	150	150, 300	125, 300
Floor-to-Floor Height (mm) 層與層之間的高度(毫米)			3150	3175, 3350	3175	3150

Remarks:

- The internal areas of the residential properties on the upper floors will generally be slightly larger than those on the lower floors because of the reducing thickness of the structural walls on the upper floors.
- There are architectural features and / or exposed pipes on external walls of some of the floors. For their locations, please refer to the latest approved building plans.
- Exposed or concealed common pipes are located at / adjacent to balcony and / or flat roof and / or utility platform and / or air-conditioning platform and / or external wall of some residential units. For their locations, please refer to the latest approved building plans and / or electrical and mechanical design drawings.
- Some residential units have ceiling bulkheads and / or sunken slab from unit above, for the air-conditioning system and / or electrical and mechanical services, located at living / dining room, bedrooms, corridor and / or kitchen.
- When showing a balcony or utility platform on this floor plan, a dotted line is used to demarcate the location of the external boundary of that balcony or (as the case may be) utility platform. There is a solid line outside that dotted line. The area between those two lines represents the architectural features or claddings outside that balcony or (as the case may be) utility platform.
- The dimensions of the floor plan are all in millimeter.
- Please refer to page 28 of this sales brochure for legend of the terms and abbreviations in studying the floor plans of residential properties in the Development.

備註:

- 因住宅物業的較高樓層的結構牆的厚度遞減，較高樓層的內部面積，一般比較低樓層的內部面積稍大。
- 部份樓層外牆範圍設有建築裝飾及/或外露喉管，其位置請參考最新批准的建築圖則。
- 部份住宅單位的露台及/或平台及/或工作平台及/或空調機平台及/或外牆設有外露及/或內藏之公用喉管，其位置請參考最新批准的建築圖則及/或機電設計圖。
- 部份住宅單位客/飯廳、睡房、走廊及/或廚房有假天花及/或上層單位之跌級樓板用以安裝空調系統及/或機電設備。
- 於本樓面平面圖顯示露台或工作平台時，該露台或（視屬何情況而定）工作平台之外部分界以虛線標出。該虛線外有一實線，該兩線間之範圍顯示該露台或（視屬何情況而定）工作平台以外之建築裝飾或覆蓋層。
- 平面圖之尺規所列數字以毫米標示。
- 請參閱本售樓說明書第 28 頁之圖例以協助閱讀此部分的發展項目的住宅物業的樓面平面圖及其顯示之名稱和簡稱。

Floor Plans of Residential Properties in the Phase of the Development

發展項目期數的住宅物業的樓面平面圖

Tower 2 11th Floor Plan
第二座十一樓平面圖



0M/米 5M/米
Scale:
比例

Floor Plans of Residential Properties in the Phase of the Development

發展項目期數的住宅物業的樓面平面圖

Tower 2 11th Floor Plan 第二座十一樓平面圖

	TOWER 座	FLOOR 樓層	UNIT 單位			
			A	B	C	D
Thickness of Floor Slab(excluding plaster) (mm) 樓板(不包括灰泥)的厚度(毫米)	Tower 2 第二座	11/F 十一樓	150, 300	-	-	150, 300
Floor-to-Floor Height (mm) 層與層之間的高度(毫米)			3150	-	-	3150

Remarks:

- The internal areas of the residential properties on the upper floors will generally be slightly larger than those on the lower floors because of the reducing thickness of the structural walls on the upper floors.
- There are architectural features and / or exposed pipes on external walls of some of the floors. For their locations, please refer to the latest approved building plans.
- Exposed or concealed common pipes are located at / adjacent to balcony and / or flat roof and / or utility platform and / or air-conditioning platform and / or external wall of some residential units. For their locations, please refer to the latest approved building plans and / or electrical and mechanical design drawings.
- Some residential units have ceiling bulkheads and / or sunken slab from unit above, for the air-conditioning system and / or electrical and mechanical services, located at living / dining room, bedrooms, corridor and / or kitchen.
- When showing a balcony or utility platform on this floor plan, a dotted line is used to demarcate the location of the external boundary of that balcony or (as the case may be) utility platform. There is a solid line outside that dotted line. The area between those two lines represents the architectural features or claddings outside that balcony or (as the case may be) utility platform.
- The dimensions of the floor plan are all in millimeter.
- Please refer to page 28 of this sales brochure for legend of the terms and abbreviations in studying the floor plans of residential properties in the Development.

備註:

- 因住宅物業的較高樓層的結構牆的厚度遞減，較高樓層的內部面積，一般比較低樓層的內部面積稍大。
- 部份樓層外牆範圍設有建築裝飾及/或外露喉管，其位置請參考最新批准的建築圖則。
- 部份住宅單位的露台及/或平台及/或工作平台及/或空調機平台及/或外牆設有外露及/或內藏之公用喉管，其位置請參考最新批准的建築圖則及/或機電設計圖。
- 部份住宅單位客/飯廳、睡房、走廊及/或廚房有假天花及/或上層單位之跌級樓板用以安裝空調系統及/或機電設備。
- 於本樓面平面圖顯示露台或工作平台時，該露台或（視屬何情況而定）工作平台之外部分界以虛線標出。該虛線外有一實線，該兩線間之範圍顯示該露台或（視屬何情況而定）工作平台以外之建築裝飾或覆蓋層。
- 平面圖之尺規所列數字以毫米標示。
- 請參閱本售樓說明書第 28 頁之圖例以協助閱讀此部分的發展項目的住宅物業的樓面平面圖及其顯示之名稱和簡稱。

Floor Plans of Residential Properties in the Phase of the Development

發展項目期數的住宅物業的樓面平面圖

Tower 2 12th Floor Plan
第二座十二樓平面圖



Floor Plans of Residential Properties in the Phase of the Development

發展項目期數的住宅物業的樓面平面圖

Tower 2 12th Floor Plan 第二座十二樓平面圖

	TOWER 座	FLOOR 樓層	UNIT 單位			
			A	B	C	D
Thickness of Floor Slab(excluding plaster) (mm) 樓板(不包括灰泥)的厚度(毫米)	Tower 2 第二座	12/F 十二樓	125,300	-	-	125,300
Floor-to-Floor Height (mm) 層與層之間的高度(毫米)			3150	-	-	3150

Remarks:

- The internal areas of the residential properties on the upper floors will generally be slightly larger than those on the lower floors because of the reducing thickness of the structural walls on the upper floors.
- There are architectural features and / or exposed pipes on external walls of some of the floors. For their locations, please refer to the latest approved building plans.
- Exposed or concealed common pipes are located at / adjacent to balcony and / or flat roof and / or utility platform and / or air-conditioning platform and / or external wall of some residential units. For their locations, please refer to the latest approved building plans and / or electrical and mechanical design drawings.
- Some residential units have ceiling bulkheads and / or sunken slab from unit above, for the air-conditioning system and / or electrical and mechanical services, located at living / dining room, bedrooms, corridor and / or kitchen.
- When showing a balcony or utility platform on this floor plan, a dotted line is used to demarcate the location of the external boundary of that balcony or (as the case may be) utility platform. There is a solid line outside that dotted line. The area between those two lines represents the architectural features or claddings outside that balcony or (as the case may be) utility platform.
- The dimensions of the floor plan are all in millimeter.
- Please refer to page 28 of this sales brochure for legend of the terms and abbreviations in studying the floor plans of residential properties in the Development.

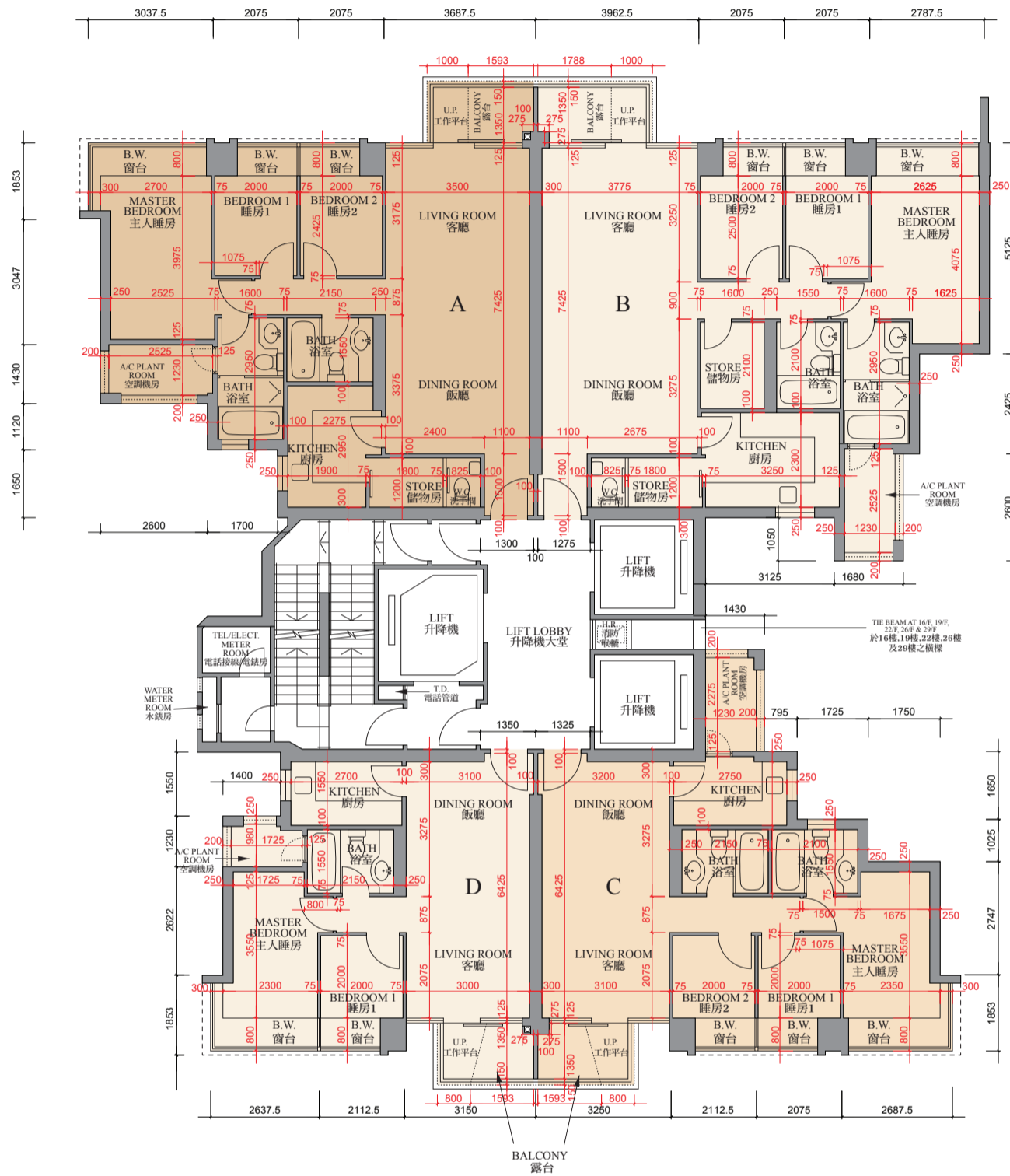
備註:

- 因住宅物業的較高樓層的結構牆的厚度遞減，較高樓層的內部面積，一般比較低樓層的內部面積稍大。
- 部份樓層外牆範圍設有建築裝飾及/或外露喉管，其位置請參考最新批准的建築圖則。
- 部份住宅單位的露台及/或平台及/或工作平台及/或空調機平台及/或外牆設有外露及/或內藏之公用喉管，其位置請參考最新批准的建築圖則及/或機電設計圖。
- 部份住宅單位客/飯廳、睡房、走廊及/或廚房有假天花及/或上層單位之跌級樓板用以安裝空調系統及/或機電設備。
- 於本樓面平面圖顯示露台或工作平台時，該露台或（視屬何情況而定）工作平台之外部分界以虛線標出。該虛線外有一實線，該兩線間之範圍顯示該露台或（視屬何情況而定）工作平台以外之建築裝飾或覆蓋層。
- 平面圖之尺規所列數字以毫米標示。
- 請參閱本售樓說明書第 28 頁之圖例以協助閱讀此部分的發展項目的住宅物業的樓面平面圖及其顯示之名稱和簡稱。

Floor Plans of Residential Properties in the Phase of the Development

發展項目期數的住宅物業的樓面平面圖

Tower 2 15th - 22nd & 25th - 29th Floor Plan
 第二座十五樓至二十二樓及二十五樓至二十九樓平面圖



Scale: 0M/米 5M/米
 比例

Floor Plans of Residential Properties in the Phase of the Development

發展項目期數的住宅物業的樓面平面圖

Tower 2 15th - 22nd & 25th - 29th Floor Plan 第二座十五樓至二十二樓及二十五樓至二十九樓平面圖

	TOWER 座	FLOOR 樓層	UNIT 單位			
			A	B	C	D
Thickness of Floor Slab(excluding plaster) (mm) 樓板(不包括灰泥)的厚度(毫米)	Tower 2 第二座	15/F - 22/F 十五樓至二十二樓	125, 300	125, 300	125, 300	125, 300
Floor-to-Floor Height (mm) 層與層之間的高度(毫米)			3150	3150	3150	3150
Thickness of Floor Slab(excluding plaster) (mm) 樓板(不包括灰泥)的厚度(毫米)		25/F - 29/F 二十五樓至二十九樓	125	125	125	125
Floor-to-Floor Height (mm) 層與層之間的高度(毫米)			3150	3150	3150	3150

Remarks:

- The internal areas of the residential properties on the upper floors will generally be slightly larger than those on the lower floors because of the reducing thickness of the structural walls on the upper floors.
- There are architectural features and / or exposed pipes on external walls of some of the floors. For their locations, please refer to the latest approved building plans.
- Exposed or concealed common pipes are located at / adjacent to balcony and / or flat roof and / or utility platform and / or air-conditioning platform and / or external wall of some residential units. For their locations, please refer to the latest approved building plans and / or electrical and mechanical design drawings.
- Some residential units have ceiling bulkheads and / or sunken slab from unit above, for the air-conditioning system and / or electrical and mechanical services, located at living / dining room, bedrooms, corridor and / or kitchen.
- When showing a balcony or utility platform on this floor plan, a dotted line is used to demarcate the location of the external boundary of that balcony or (as the case may be) utility platform. There is a solid line outside that dotted line. The area between those two lines represents the architectural features or claddings outside that balcony or (as the case may be) utility platform.
- The dimensions of the floor plan are all in millimeter.
- Please refer to page 28 of this sales brochure for legend of the terms and abbreviations in studying the floor plans of residential properties in the Development.

備註:

- 因住宅物業的較高樓層的結構牆的厚度遞減，較高樓層的內部面積，一般比較低樓層的內部面積稍大。
- 部份樓層外牆範圍設有建築裝飾及/或外露喉管，其位置請參考最新批准的建築圖則。
- 部份住宅單位的露台及/或平台及/或工作平台及/或空調機平台及/或外牆設有外露及/或內藏之公用喉管，其位置請參考最新批准的建築圖則及/或機電設計圖。
- 部份住宅單位客/飯廳、睡房、走廊及/或廚房有假天花及/或上層單位之跌級樓板用以安裝空調系統及/或機電設備。
- 於本樓面平面圖顯示露台或工作平台時，該露台或（視屬何情況而定）工作平台之外部分界以虛線標出。該虛線外有一實線，該兩線間之範圍顯示該露台或（視屬何情況而定）工作平台以外之建築裝飾或覆蓋層。
- 平面圖之尺規所列數字以毫米標示。
- 請參閱本售樓說明書第 28 頁之圖例以協助閱讀此部分的發展項目的住宅物業的樓面平面圖及其顯示之名稱和簡稱。

Floor Plans of Residential Properties in the Phase of the Development

發展項目期數的住宅物業的樓面平面圖

Tower 2 30th - 33rd, 35th - 39th, 50th - 52nd & 55th Floor Plan
 第二座三十樓至三十三樓、三十五樓至三十九樓、五十樓至五十二樓及五十五樓平面圖



Scale: 0M/米 5M/米
 比例

Floor Plans of Residential Properties in the Phase of the Development

發展項目期數的住宅物業的樓面平面圖

Tower 2 30th - 33rd, 35th - 39th, 50th - 52nd & 55th Floor Plan 第二座三十樓至三十三樓、三十五樓至三十九樓、五十樓至五十二樓及五十五樓平面圖

	TOWER 座	FLOOR 樓層	UNIT 單位			
			A	B	C	D
Thickness of Floor Slab(excluding plaster) (mm) 樓板(不包括灰泥)的厚度(毫米)	Tower 2 第二座	30/F - 33/F, 35/F - 39/F, 50/F 三十樓至 三十三樓、 三十五樓至 三十九樓、 五十樓	125	125	125	125
Floor-to-Floor Height (mm) 層與層之間的高度(毫米)			3150	3150	3150	3150
Thickness of Floor Slab(excluding plaster) (mm) 樓板(不包括灰泥)的厚度(毫米)		51/F, 52/F 五十一樓、 五十二樓	125, 200	125, 200	125, 175	125, 175
Floor-to-Floor Height (mm) 層與層之間的高度(毫米)			3150	3150	3150	3150
Thickness of Floor Slab(excluding plaster) (mm) 樓板(不包括灰泥)的厚度(毫米)		55/F 五十五樓	125	125	125	125
Floor-to-Floor Height (mm) 層與層之間的高度(毫米)			3150	3150	3150	3150

Remarks:

- The internal areas of the residential properties on the upper floors will generally be slightly larger than those on the lower floors because of the reducing thickness of the structural walls on the upper floors.
- There are architectural features and / or exposed pipes on external walls of some of the floors. For their locations, please refer to the latest approved building plans.
- Exposed or concealed common pipes are located at / adjacent to balcony and / or flat roof and / or utility platform and / or air-conditioning platform and / or external wall of some residential units. For their locations, please refer to the latest approved building plans and / or electrical and mechanical design drawings.
- Some residential units have ceiling bulkheads and / or sunken slab from unit above, for the air-conditioning system and / or electrical and mechanical services, located at living / dining room, bedrooms, corridor and / or kitchen.
- When showing a balcony or utility platform on this floor plan, a dotted line is used to demarcate the location of the external boundary of that balcony or (as the case may be) utility platform. There is a solid line outside that dotted line. The area between those two lines represents the architectural features or claddings outside that balcony or (as the case may be) utility platform.
- The dimensions of the floor plan are all in millimeter.
- Please refer to page 28 of this sales brochure for legend of the terms and abbreviations in studying the floor plans of residential properties in the Development.

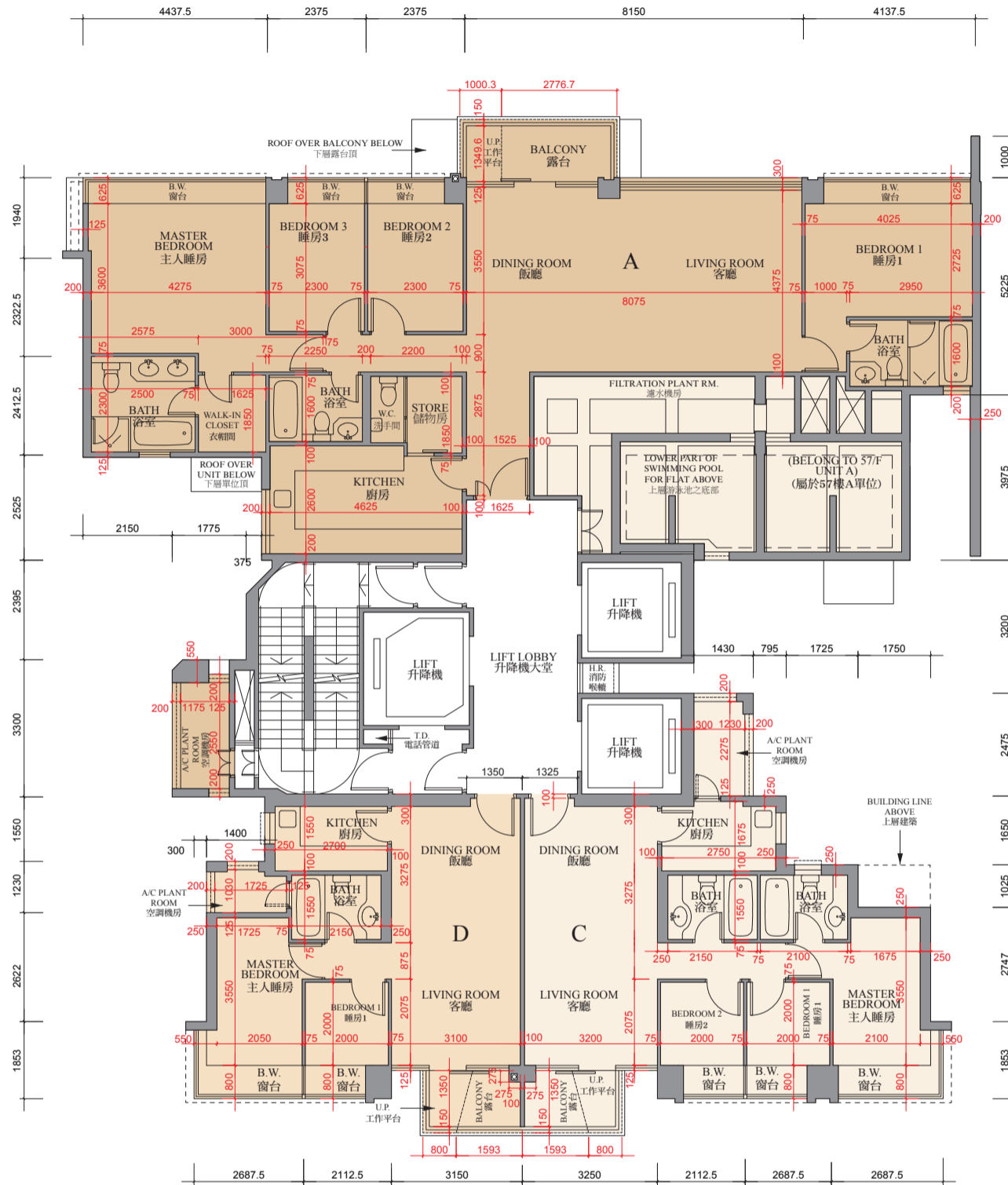
備註:

- 因住宅物業的較高樓層的結構牆的厚度遞減，較高樓層的內部面積，一般比較低樓層的內部面積稍大。
- 部份樓層外牆範圍設有建築裝飾及/或外露喉管，其位置請參考最新批准的建築圖則。
- 部份住宅單位的露台及/或平台及/或工作平台及/或空調機平台及/或外牆設有外露及/或內藏之公用喉管，其位置請參考最新批准的建築圖則及/或機電設計圖。
- 部份住宅單位客/飯廳、睡房、走廊及/或廚房有假天花及/或上層單位之跌級樓板用以安裝空調系統及/或機電設備。
- 於本樓面平面圖顯示露台或工作平台時，該露台或（視屬何情況而定）工作平台之外部分界以虛線標出。該虛線外有一實線，該兩線間之範圍顯示該露台或（視屬何情況而定）工作平台以外之建築裝飾或覆蓋層。
- 平面圖之尺規所列數字以毫米標示。
- 請參閱本售樓說明書第 28 頁之圖例以協助閱讀此部分的發展項目的住宅物業的樓面平面圖及其顯示之名稱和簡稱。

Floor Plans of Residential Properties in the Phase of the Development

發展項目期數的住宅物業的樓面平面圖

Tower 2 56th Floor Plan
第二座五十六樓平面圖



0M/米 5M/米
Scale: 比例

Floor Plans of Residential Properties in the Phase of the Development

發展項目期數的住宅物業的樓面平面圖

Tower 2 56th Floor Plan 第二座五十六樓平面圖

	TOWER 座	FLOOR 樓層	UNIT 單位			
			A	B	C	D
Thickness of Floor Slab(excluding plaster) (mm) 樓板(不包括灰泥)的厚度(毫米)	Tower 2 第二座	56/F 五十六樓	125	-	125	125, 150
Floor-to-Floor Height (mm) 層與層之間的高度(毫米)			3150	-	3150	3150, 3175

Remarks:

- The internal areas of the residential properties on the upper floors will generally be slightly larger than those on the lower floors because of the reducing thickness of the structural walls on the upper floors.
- There are architectural features and / or exposed pipes on external walls of some of the floors. For their locations, please refer to the latest approved building plans.
- Exposed or concealed common pipes are located at / adjacent to balcony and / or flat roof and / or utility platform and / or air-conditioning platform and / or external wall of some residential units. For their locations, please refer to the latest approved building plans and / or electrical and mechanical design drawings.
- Some residential units have ceiling bulkheads and / or sunken slab from unit above, for the air-conditioning system and / or electrical and mechanical services, located at living / dining room, bedrooms, corridor and / or kitchen.
- When showing a balcony or utility platform on this floor plan, a dotted line is used to demarcate the location of the external boundary of that balcony or (as the case may be) utility platform. There is a solid line outside that dotted line. The area between those two lines represents the architectural features or claddings outside that balcony or (as the case may be) utility platform.
- The dimensions of the floor plan are all in millimeter.
- Please refer to page 28 of this sales brochure for legend of the terms and abbreviations in studying the floor plans of residential properties in the Development.

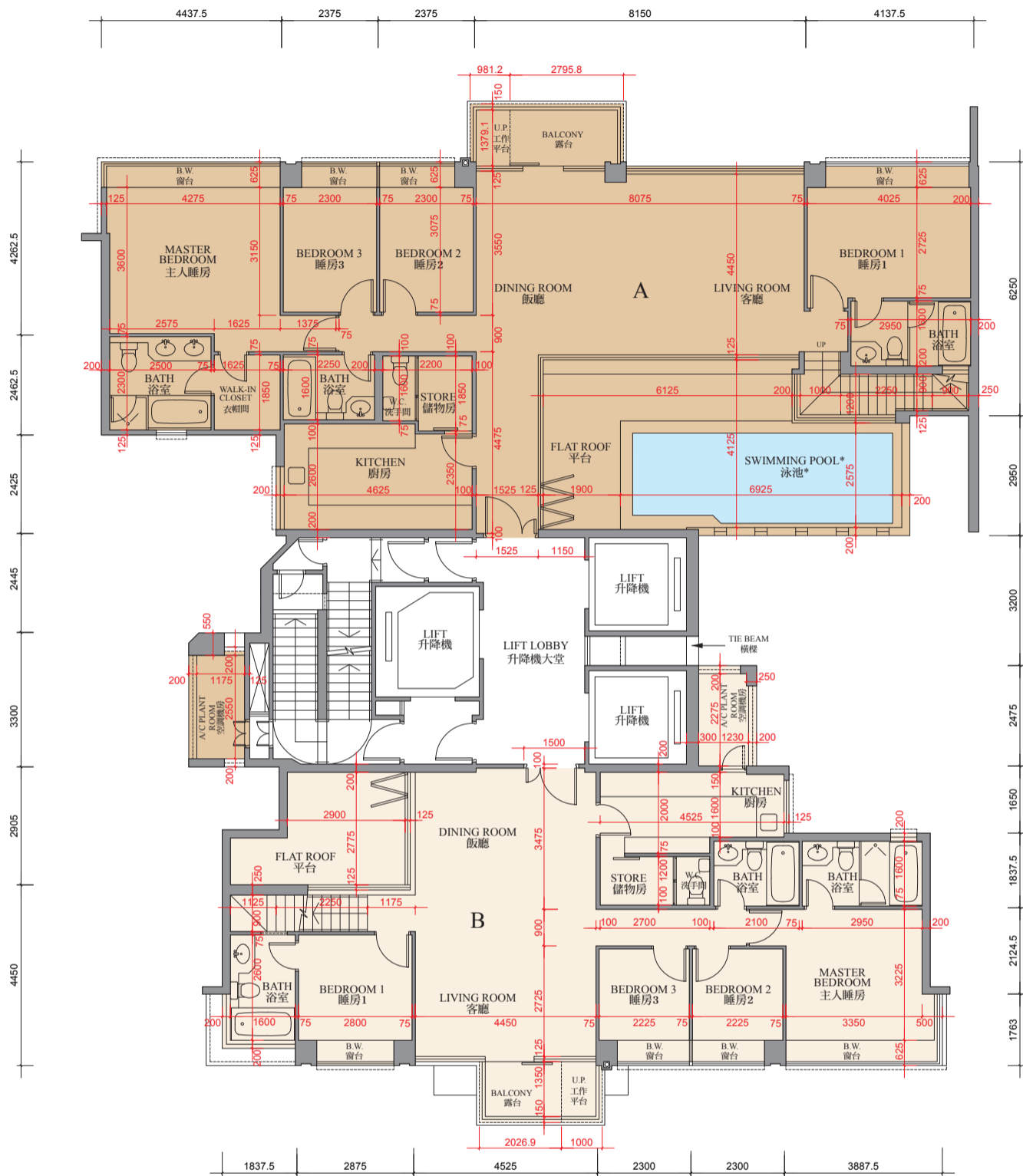
備註:

- 因住宅物業的較高樓層的結構牆的厚度遞減，較高樓層的內部面積，一般比較低樓層的內部面積稍大。
- 部份樓層外牆範圍設有建築裝飾及/或外露喉管，其位置請參考最新批准的建築圖則。
- 部份住宅單位的露台及/或平台及/或工作平台及/或空調機平台及/或外牆設有外露及/或內藏之公用喉管，其位置請參考最新批准的建築圖則及/或機電設計圖。
- 部份住宅單位客/飯廳、睡房、走廊及/或廚房有假天花及/或上層單位之跌級樓板用以安裝空調系統及/或機電設備。
- 於本樓面平面圖顯示露台或工作平台時，該露台或（視屬何情況而定）工作平台之外部分界以虛線標出。該虛線外有一實線，該兩線間之範圍顯示該露台或（視屬何情況而定）工作平台以外之建築裝飾或覆蓋層。
- 平面圖之尺規所列數字以毫米標示。
- 請參閱本售樓說明書第 28 頁之圖例以協助閱讀此部分的發展項目的住宅物業的樓面平面圖及其顯示之名稱和簡稱。

Floor Plans of Residential Properties in the Phase of the Development

發展項目期數的住宅物業的樓面平面圖

Tower 2 57th Floor Plan
第二座五十七樓平面圖



0M/米
Scale: 比例
5M/米

Floor Plans of Residential Properties in the Phase of the Development

發展項目期數的住宅物業的樓面平面圖

Tower 2 57th Floor Plan 第二座五十七樓平面圖

	TOWER 座	FLOOR 樓層	UNIT 單位	
			A	B
Thickness of Floor Slab(excluding plaster) (mm) 樓板(不包括灰泥)的厚度(毫米)	Tower 2 第二座	57/F 五十七樓	150, 200	150
Floor-to-Floor Height (mm) 層與層之間的高度(毫米)			3500	3500

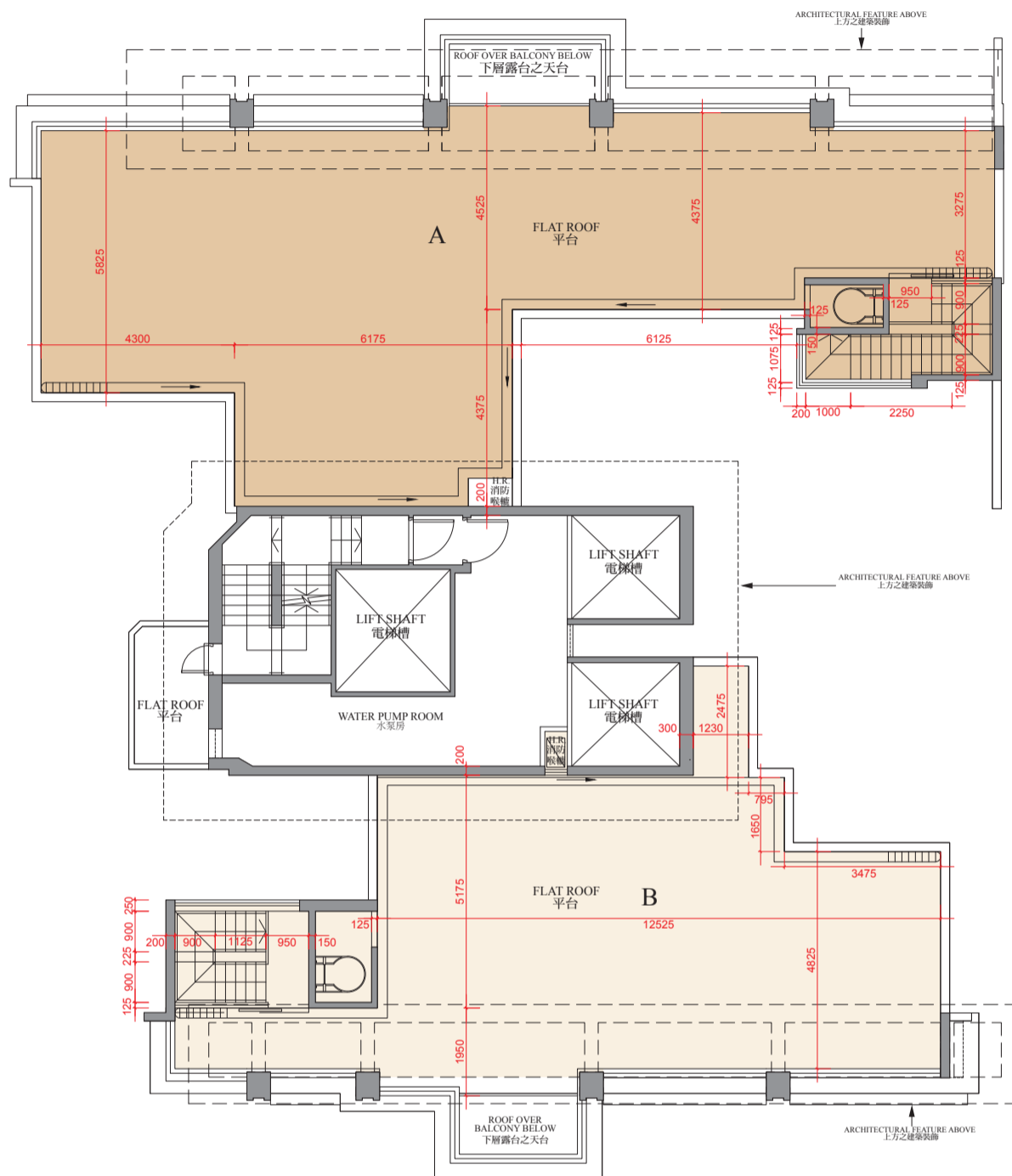
Remarks:

- The internal areas of the residential properties on the upper floors will generally be slightly larger than those on the lower floors because of the reducing thickness of the structural walls on the upper floors.
- There are architectural features and / or exposed pipes on external walls of some of the floors. For their locations, please refer to the latest approved building plans.
- Exposed or concealed common pipes are located at / adjacent to balcony and / or flat roof and / or utility platform and / or air-conditioning platform and / or external wall of some residential units. For their locations, please refer to the latest approved building plans and / or electrical and mechanical design drawings.
- Some residential units have ceiling bulkheads and / or sunken slab from unit above, for the air-conditioning system and / or electrical and mechanical services, located at living / dining room, bedrooms, corridor and / or kitchen.
- When showing a balcony or utility platform on this floor plan, a dotted line is used to demarcate the location of the external boundary of that balcony or (as the case may be) utility platform. There is a solid line outside that dotted line. The area between those two lines represents the architectural features or claddings outside that balcony or (as the case may be) utility platform.
- The dimensions of the floor plan are all in millimeter.
- Please refer to page 28 of this sales brochure for legend of the terms and abbreviations in studying the floor plans of residential properties in the Development.

備註:

- 因住宅物業的較高樓層的結構牆的厚度遞減，較高樓層的內部面積，一般比較低樓層的內部面積稍大。
- 部份樓層外牆範圍設有建築裝飾及/或外露喉管，其位置請參考最新批准的建築圖則。
- 部份住宅單位的露台及/或平台及/或工作平台及/或空調機平台及/或外牆設有外露及/或內藏之公用喉管，其位置請參考最新批准的建築圖則及/或機電設計圖。
- 部份住宅單位客/飯廳、睡房、走廊及/或廚房有假天花及/或上層單位之跌級樓板用以安裝空調系統及/或機電設備。
- 於本樓面平面圖顯示露台或工作平台時，該露台或（視屬何情況而定）工作平台之外部分界以虛線標出。該虛線外有一實線，該兩線間之範圍顯示該露台或（視屬何情況而定）工作平台以外之建築裝飾或覆蓋層。
- 平面圖之尺規所列數字以毫米標示。
- 請參閱本售樓說明書第 28 頁之圖例以協助閱讀此部分的發展項目的住宅物業的樓面平面圖及其顯示之名稱和簡稱。

Tower 2 Roof Terrace Floor Plan
 第二座天台平面圖



Floor Plans of Residential Properties in the Phase of the Development

發展項目期數的住宅物業的樓面平面圖

Tower 2 Roof Terrace Floor Plan 第二座天台平面圖

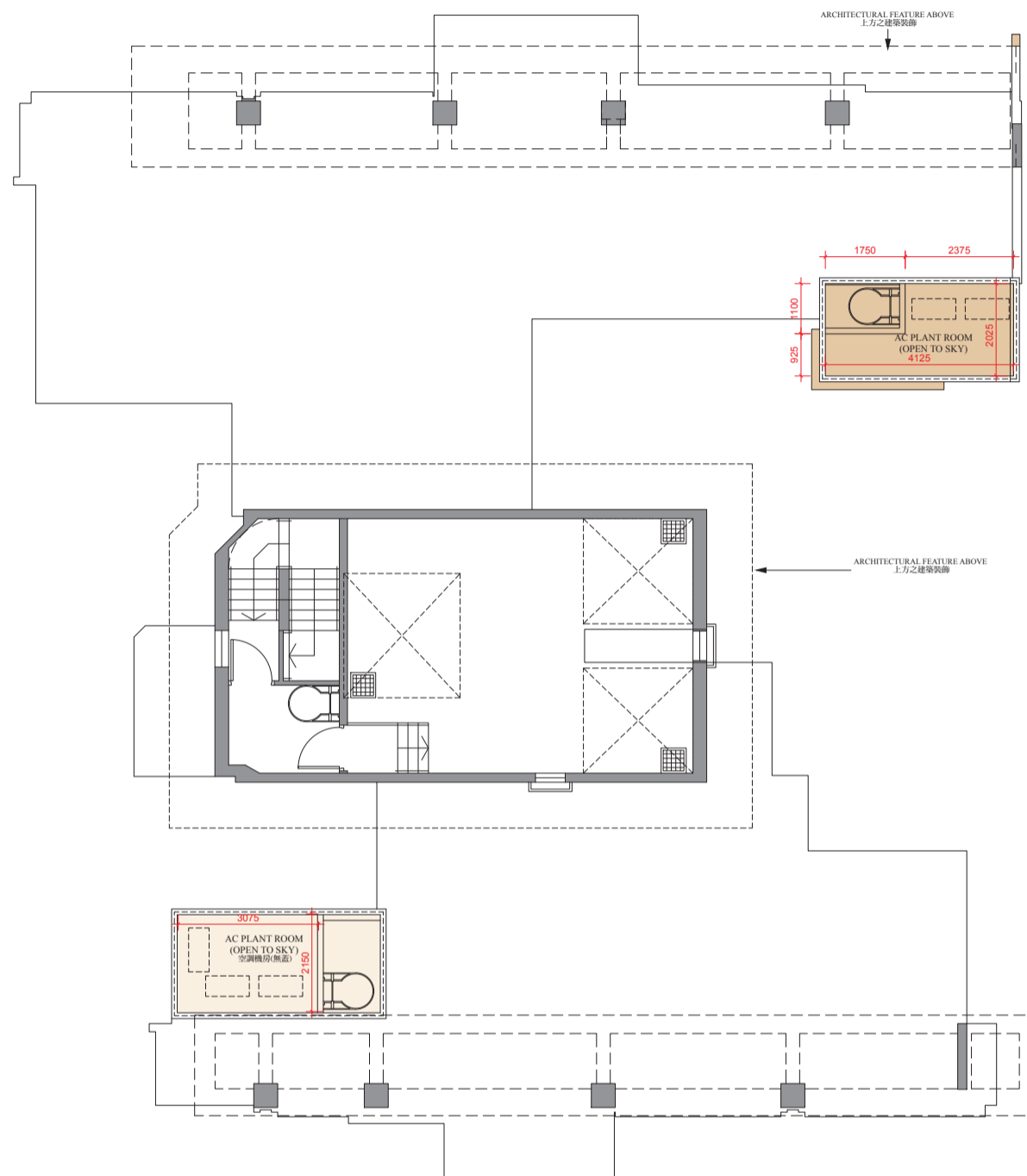
Remarks:

- The internal areas of the residential properties on the upper floors will generally be slightly larger than those on the lower floors because of the reducing thickness of the structural walls on the upper floors.
- There are architectural features and / or exposed pipes on external walls of some of the floors. For their locations, please refer to the latest approved building plans.
- Exposed or concealed common pipes are located at / adjacent to balcony and / or flat roof and / or utility platform and / or air-conditioning platform and / or external wall of some residential units. For their locations, please refer to the latest approved building plans and / or electrical and mechanical design drawings.
- Some residential units have ceiling bulkheads and / or sunken slab from unit above, for the air-conditioning system and / or electrical and mechanical services, located at living / dining room, bedrooms, corridor and / or kitchen.
- When showing a balcony or utility platform on this floor plan, a dotted line is used to demarcate the location of the external boundary of that balcony or (as the case may be) utility platform. There is a solid line outside that dotted line. The area between those two lines represents the architectural features or claddings outside that balcony or (as the case may be) utility platform.
- The dimensions of the floor plan are all in millimeter.
- Please refer to page 28 of this sales brochure for legend of the terms and abbreviations in studying the floor plans of residential properties in the Development.

備註:

- 因住宅物業的較高樓層的結構牆的厚度遞減，較高樓層的內部面積，一般比較低樓層的內部面積稍大。
- 部份樓層外牆範圍設有建築裝飾及/或外露喉管，其位置請參考最新批准的建築圖則。
- 部份住宅單位的露台及/或平台及/或工作平台及/或空調機平台及/或外牆設有外露及/或內藏之公用喉管，其位置請參考最新批准的建築圖則及/或機電設計圖。
- 部份住宅單位客/飯廳、睡房、走廊及/或廚房有假天花及/或上層單位之跌級樓板用以安裝空調系統及/或機電設備。
- 於本樓面平面圖顯示露台或工作平台時，該露台或（視屬何情況而定）工作平台之外部分界以虛線標出。該虛線外有一實線，該兩線間之範圍顯示該露台或（視屬何情況而定）工作平台以外之建築裝飾或覆蓋層。
- 平面圖之尺規所列數字以毫米標示。
- 請參閱本售樓說明書第 28 頁之圖例以協助閱讀此部分的發展項目的住宅物業的樓面平面圖及其顯示之名稱和簡稱。

Tower 2 Upper Roof Floor Plan
第二座上層天台平面圖



0M/米 5M/米
Scale: 比例

Floor Plans of Residential Properties in the Phase of the Development

發展項目期數的住宅物業的樓面平面圖

Tower 2 Upper Roof Floor Plan 第二座上層天台平面圖

Remarks:

- The internal areas of the residential properties on the upper floors will generally be slightly larger than those on the lower floors because of the reducing thickness of the structural walls on the upper floors.
- There are architectural features and / or exposed pipes on external walls of some of the floors. For their locations, please refer to the latest approved building plans.
- Exposed or concealed common pipes are located at / adjacent to balcony and / or flat roof and / or utility platform and / or air-conditioning platform and / or external wall of some residential units. For their locations, please refer to the latest approved building plans and / or electrical and mechanical design drawings.
- Some residential units have ceiling bulkheads and / or sunken slab from unit above, for the air-conditioning system and / or electrical and mechanical services, located at living / dining room, bedrooms, corridor and / or kitchen.
- When showing a balcony or utility platform on this floor plan, a dotted line is used to demarcate the location of the external boundary of that balcony or (as the case may be) utility platform. There is a solid line outside that dotted line. The area between those two lines represents the architectural features or claddings outside that balcony or (as the case may be) utility platform.
- The dimensions of the floor plan are all in millimeter.
- Please refer to page 28 of this sales brochure for legend of the terms and abbreviations in studying the floor plans of residential properties in the Development.

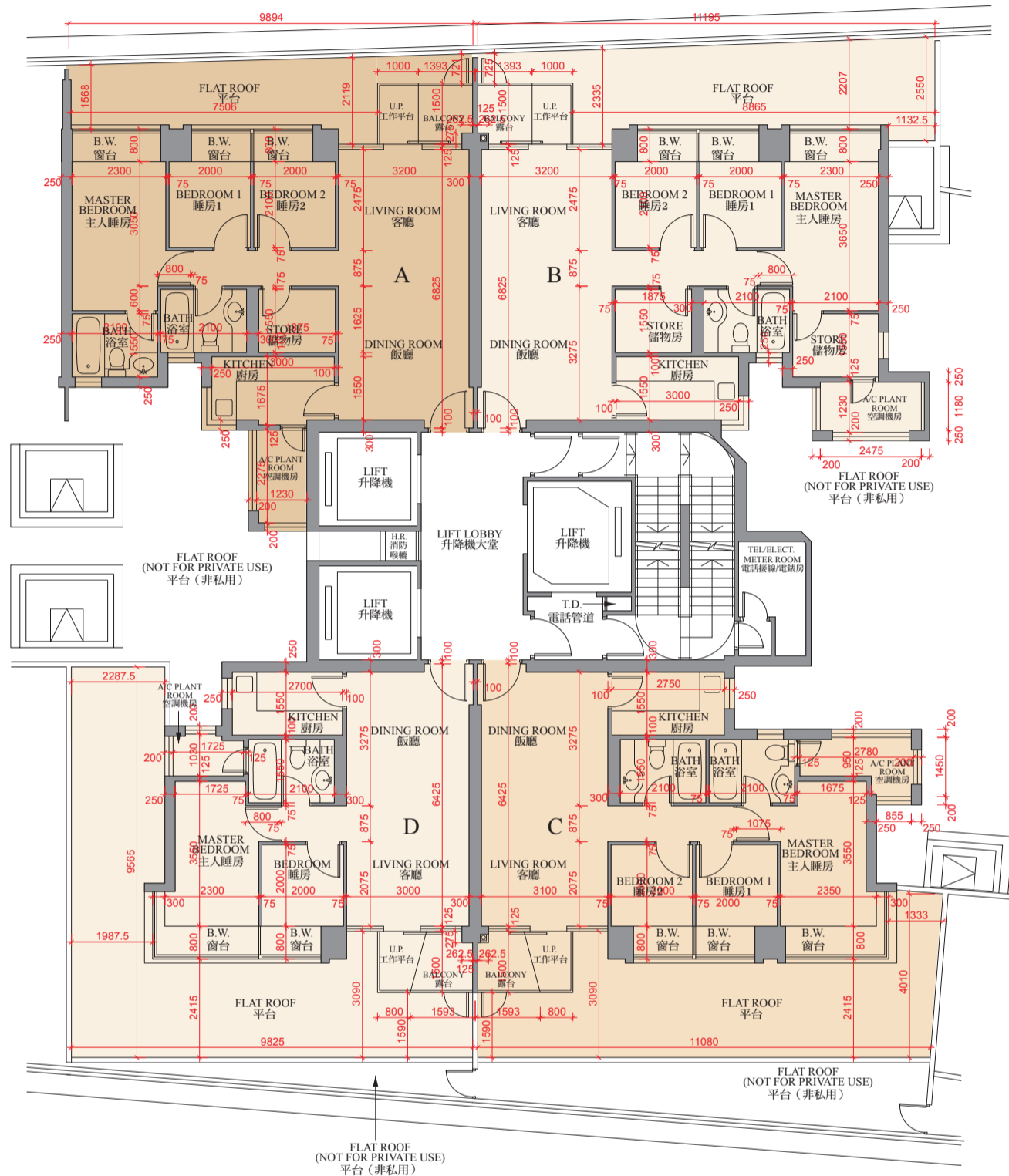
備註:

- 因住宅物業的較高樓層的結構牆的厚度遞減，較高樓層的內部面積，一般比較低樓層的內部面積稍大。
- 部份樓層外牆範圍設有建築裝飾及/或外露喉管，其位置請參考最新批准的建築圖則。
- 部份住宅單位的露台及/或平台及/或工作平台及/或空調機平台及/或外牆設有外露及/或內藏之公用喉管，其位置請參考最新批准的建築圖則及/或機電設計圖。
- 部份住宅單位客/飯廳、睡房、走廊及/或廚房有假天花及/或上層單位之跌級樓板用以安裝空調系統及/或機電設備。
- 於本樓面平面圖顯示露台或工作平台時，該露台或（視屬何情況而定）工作平台之外部分界以虛線標出。該虛線外有一實線，該兩線間之範圍顯示該露台或（視屬何情況而定）工作平台以外之建築裝飾或覆蓋層。
- 平面圖之尺規所列數字以毫米標示。
- 請參閱本售樓說明書第 28 頁之圖例以協助閱讀此部分的發展項目的住宅物業的樓面平面圖及其顯示之名稱和簡稱。

Floor Plans of Residential Properties in the Phase of the Development

發展項目期數的住宅物業的樓面平面圖

Tower 3 5th Floor Plan
第三座五樓平面圖



Scale: 0M/米 5M/米
比例

Floor Plans of Residential Properties in the Phase of the Development

發展項目期數的住宅物業的樓面平面圖

Tower 3 5th Floor Plan 第三座五樓平面圖

	TOWER 座	FLOOR 樓層	UNIT 單位			
			A	B	C	D
Thickness of Floor Slab(excluding plaster) (mm) 樓板(不包括灰泥)的厚度(毫米)	Tower 3 第三座	5/F 五樓	125, 300	125, 300	125, 300	125, 300
Floor-to-Floor Height (mm) 層與層之間的高度(毫米)			3150	3150	3150	3150

Remarks:

- The internal areas of the residential properties on the upper floors will generally be slightly larger than those on the lower floors because of the reducing thickness of the structural walls on the upper floors.
- There are architectural features and / or exposed pipes on external walls of some of the floors. For their locations, please refer to the latest approved building plans.
- Exposed or concealed common pipes are located at / adjacent to balcony and / or flat roof and / or utility platform and / or air-conditioning platform and / or external wall of some residential units. For their locations, please refer to the latest approved building plans and / or electrical and mechanical design drawings.
- Some residential units have ceiling bulkheads and / or sunken slab from unit above, for the air-conditioning system and / or electrical and mechanical services, located at living / dining room, bedrooms, corridor and / or kitchen.
- When showing a balcony or utility platform on this floor plan, a dotted line is used to demarcate the location of the external boundary of that balcony or (as the case may be) utility platform. There is a solid line outside that dotted line. The area between those two lines represents the architectural features or claddings outside that balcony or (as the case may be) utility platform.
- The dimensions of the floor plan are all in millimeter.
- Please refer to page 28 of this sales brochure for legend of the terms and abbreviations in studying the floor plans of residential properties in the Development.

備註:

- 因住宅物業的較高樓層的結構牆的厚度遞減，較高樓層的內部面積，一般比較低樓層的內部面積稍大。
- 部份樓層外牆範圍設有建築裝飾及/或外露喉管，其位置請參考最新批准的建築圖則。
- 部份住宅單位的露台及/或平台及/或工作平台及/或空調機平台及/或外牆設有外露及/或內藏之公用喉管，其位置請參考最新批准的建築圖則及/或機電設計圖。
- 部份住宅單位客/飯廳、睡房、走廊及/或廚房有假天花及/或上層單位之跌級樓板用以安裝空調系統及/或機電設備。
- 於本樓面平面圖顯示露台或工作平台時，該露台或（視屬何情況而定）工作平台之外部分界以虛線標出。該虛線外有一實線，該兩線間之範圍顯示該露台或（視屬何情況而定）工作平台以外之建築裝飾或覆蓋層。
- 平面圖之尺規所列數字以毫米標示。
- 請參閱本售樓說明書第 28 頁之圖例以協助閱讀此部分的發展項目的住宅物業的樓面平面圖及其顯示之名稱和簡稱。

Floor Plans of Residential Properties in the Phase of the Development

發展項目期數的住宅物業的樓面平面圖

Tower 3 6th - 11th Floor Plan

第三座六樓至十一樓平面圖



Scale: 0M/米 5M/米
比例

Floor Plans of Residential Properties in the Phase of the Development

發展項目期數的住宅物業的樓面平面圖

Tower 3 6th - 11th Floor Plan 第三座六樓至十一樓平面圖

	TOWER 座	FLOOR 樓層	UNIT 單位			
			A	B	C	D
Thickness of Floor Slab(excluding plaster) (mm) 樓板(不包括灰泥)的厚度(毫米)	Tower 3 第三座	6/F - 10/F 六樓至十樓	125, 300	125, 300	125, 300	125, 300
Floor-to-Floor Height (mm) 層與層之間的高度(毫米)			3150	3150	3150	3150
Thickness of Floor Slab(excluding plaster) (mm) 樓板(不包括灰泥)的厚度(毫米)		11/F 十一樓	150	125, 300	125, 300	150, 300
Floor-to-Floor Height (mm) 層與層之間的高度(毫米)			3175, 3350	3150	3150	3175

Remarks:

- The internal areas of the residential properties on the upper floors will generally be slightly larger than those on the lower floors because of the reducing thickness of the structural walls on the upper floors.
- There are architectural features and / or exposed pipes on external walls of some of the floors. For their locations, please refer to the latest approved building plans.
- Exposed or concealed common pipes are located at / adjacent to balcony and / or flat roof and / or utility platform and / or air-conditioning platform and / or external wall of some residential units. For their locations, please refer to the latest approved building plans and / or electrical and mechanical design drawings.
- Some residential units have ceiling bulkheads and / or sunken slab from unit above, for the air-conditioning system and / or electrical and mechanical services, located at living / dining room, bedrooms, corridor and / or kitchen.
- When showing a balcony or utility platform on this floor plan, a dotted line is used to demarcate the location of the external boundary of that balcony or (as the case may be) utility platform. There is a solid line outside that dotted line. The area between those two lines represents the architectural features or claddings outside that balcony or (as the case may be) utility platform.
- The dimensions of the floor plan are all in millimeter.
- Please refer to page 28 of this sales brochure for legend of the terms and abbreviations in studying the floor plans of residential properties in the Development.

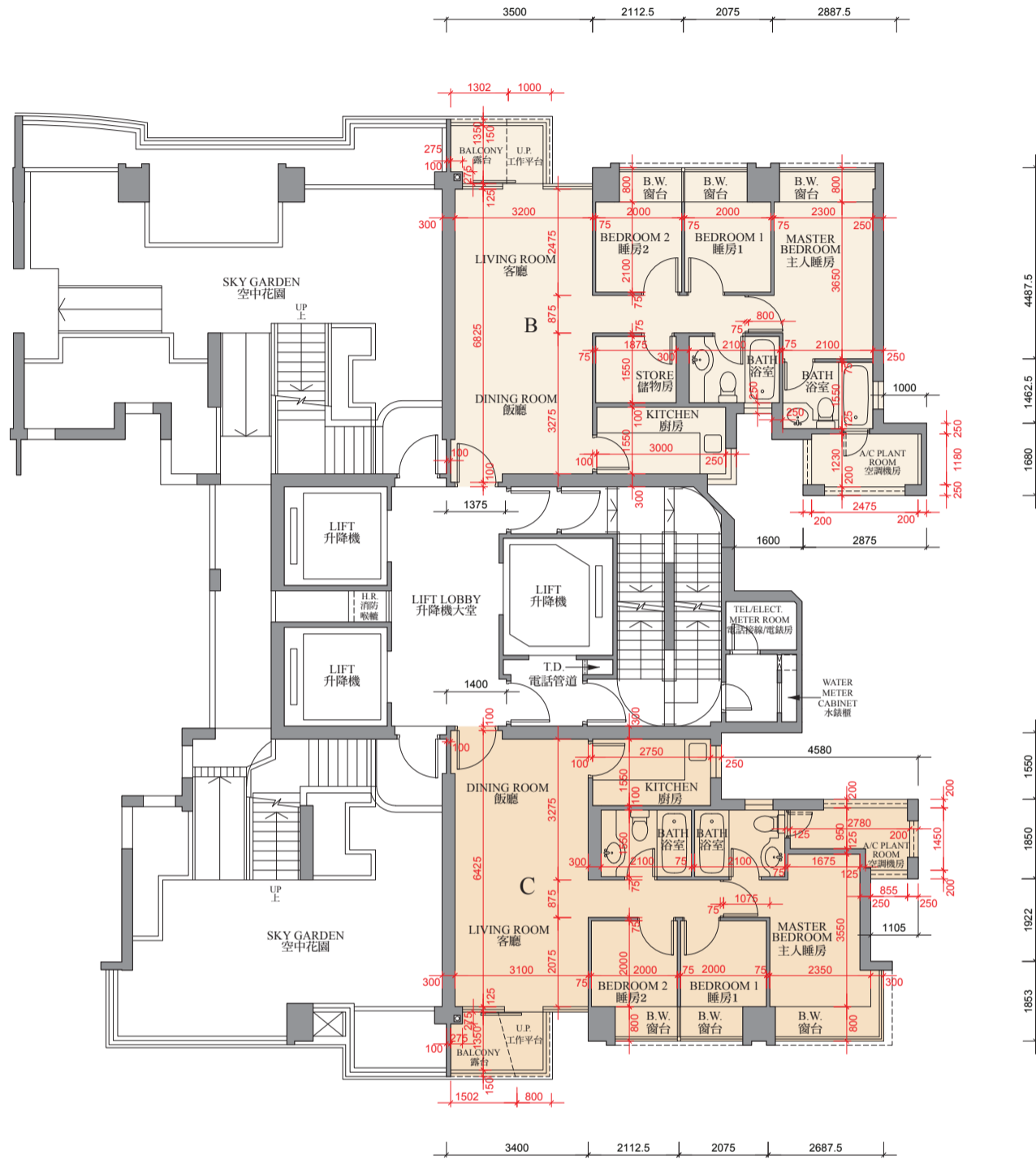
備註:

- 因住宅物業的較高樓層的結構牆的厚度遞減，較高樓層的內部面積，一般比較低樓層的內部面積稍大。
- 部份樓層外牆範圍設有建築裝飾及/或外露喉管，其位置請參考最新批准的建築圖則。
- 部份住宅單位的露台及/或平台及/或工作平台及/或空調機平台及/或外牆設有外露及/或內藏之公用喉管，其位置請參考最新批准的建築圖則及/或機電設計圖。
- 部份住宅單位客/飯廳、睡房、走廊及/或廚房有假天花及/或上層單位之跌級樓板用以安裝空調系統及/或機電設備。
- 於本樓面平面圖顯示露台或工作平台時，該露台或（視屬何情況而定）工作平台之外部分界以虛線標出。該虛線外有一實線，該兩線間之範圍顯示該露台或（視屬何情況而定）工作平台以外之建築裝飾或覆蓋層。
- 平面圖之尺規所列數字以毫米標示。
- 請參閱本售樓說明書第 28 頁之圖例以協助閱讀此部分的發展項目的住宅物業的樓面平面圖及其顯示之名稱和簡稱。

Floor Plans of Residential Properties in the Phase of the Development

發展項目期數的住宅物業的樓面平面圖

Tower 3 12th Floor Plan
第三座十二樓平面圖



0M/米 5M/米
Scale: 比例

Floor Plans of Residential Properties in the Phase of the Development

發展項目期數的住宅物業的樓面平面圖

Tower 3 12th Floor Plan 第三座十二樓平面圖

	TOWER 座	FLOOR 樓層	UNIT 單位			
			A	B	C	D
Thickness of Floor Slab(excluding plaster) (mm) 樓板(不包括灰泥)的厚度(毫米)	Tower 3 第三座	12/F 十二樓	-	125,300	125,300	-
Floor-to-Floor Height (mm) 層與層之間的高度(毫米)			-	3150	3150	-

Remarks:

- The internal areas of the residential properties on the upper floors will generally be slightly larger than those on the lower floors because of the reducing thickness of the structural walls on the upper floors.
- There are architectural features and / or exposed pipes on external walls of some of the floors. For their locations, please refer to the latest approved building plans.
- Exposed or concealed common pipes are located at / adjacent to balcony and / or flat roof and / or utility platform and / or air-conditioning platform and / or external wall of some residential units. For their locations, please refer to the latest approved building plans and / or electrical and mechanical design drawings.
- Some residential units have ceiling bulkheads and / or sunken slab from unit above, for the air-conditioning system and / or electrical and mechanical services, located at living / dining room, bedrooms, corridor and / or kitchen.
- When showing a balcony or utility platform on this floor plan, a dotted line is used to demarcate the location of the external boundary of that balcony or (as the case may be) utility platform. There is a solid line outside that dotted line. The area between those two lines represents the architectural features or claddings outside that balcony or (as the case may be) utility platform.
- The dimensions of the floor plan are all in millimeter.
- Please refer to page 28 of this sales brochure for legend of the terms and abbreviations in studying the floor plans of residential properties in the Development.

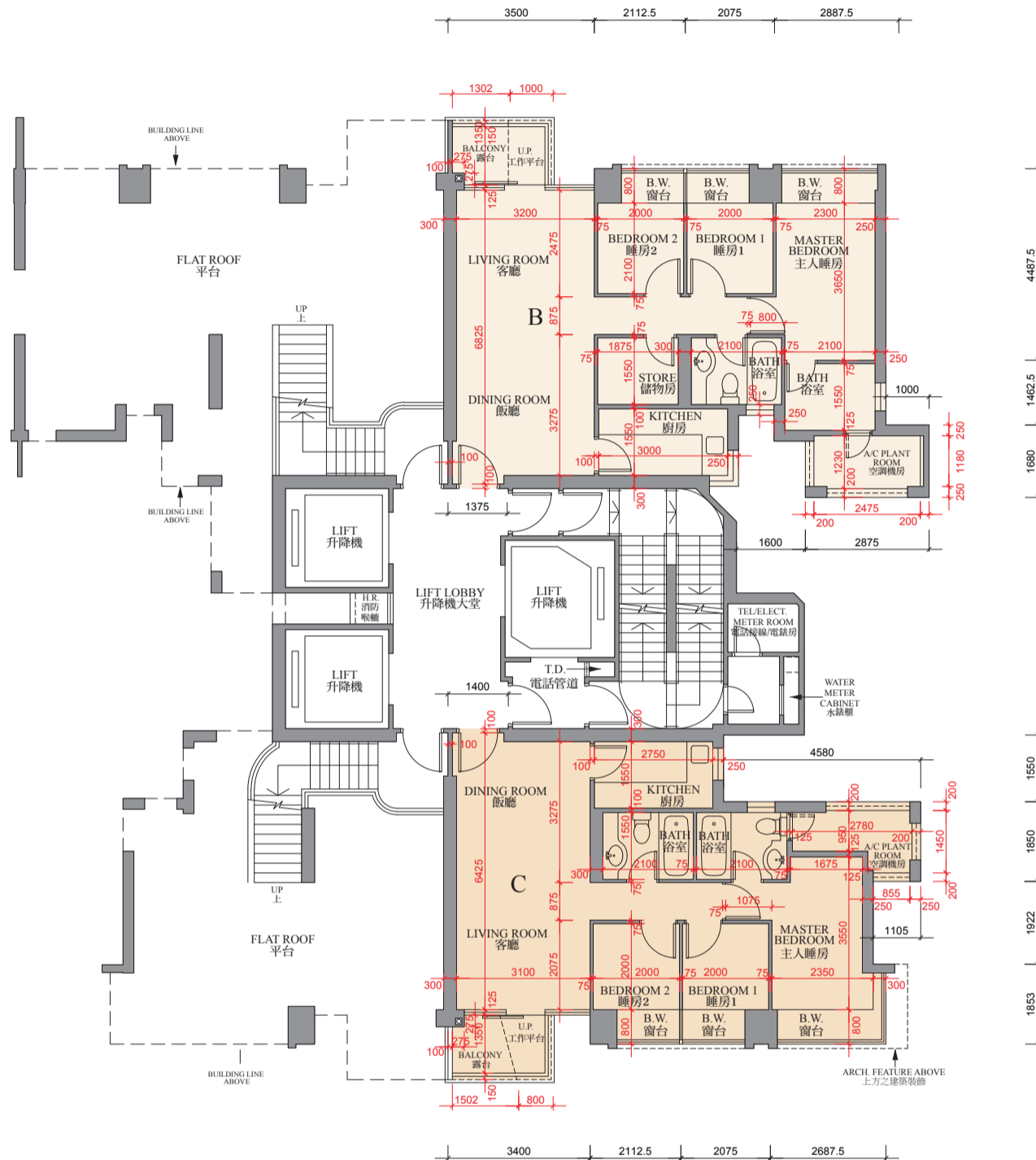
備註:

- 因住宅物業的較高樓層的結構牆的厚度遞減，較高樓層的內部面積，一般比較低樓層的內部面積稍大。
- 部份樓層外牆範圍設有建築裝飾及/或外露喉管，其位置請參考最新批准的建築圖則。
- 部份住宅單位的露台及/或平台及/或工作平台及/或空調機平台及/或外牆設有外露及/或內藏之公用喉管，其位置請參考最新批准的建築圖則及/或機電設計圖。
- 部份住宅單位客/飯廳、睡房、走廊及/或廚房有假天花及/或上層單位之跌級樓板用以安裝空調系統及/或機電設備。
- 於本樓面平面圖顯示露台或工作平台時，該露台或（視屬何情況而定）工作平台之外部分界以虛線標出。該虛線外有一實線，該兩線間之範圍顯示該露台或（視屬何情況而定）工作平台以外之建築裝飾或覆蓋層。
- 平面圖之尺規所列數字以毫米標示。
- 請參閱本售樓說明書第 28 頁之圖例以協助閱讀此部分的發展項目的住宅物業的樓面平面圖及其顯示之名稱和簡稱。

Floor Plans of Residential Properties in the Phase of the Development

發展項目期數的住宅物業的樓面平面圖

Tower 3 15th Floor Plan
第三座十五樓平面圖



0M/米 5M/米
Scale: 比例

Floor Plans of Residential Properties in the Phase of the Development

發展項目期數的住宅物業的樓面平面圖

Tower 3 15th Floor Plan 第三座十五樓平面圖

	TOWER 座	FLOOR 樓層	UNIT 單位			
			A	B	C	D
Thickness of Floor Slab(excluding plaster) (mm) 樓板(不包括灰泥)的厚度(毫米)	Tower 3 第三座	15/F 十五樓	-	125,300	125,300	-
Floor-to-Floor Height (mm) 層與層之間的高度(毫米)			-	3150	3150	-

Remarks:

- The internal areas of the residential properties on the upper floors will generally be slightly larger than those on the lower floors because of the reducing thickness of the structural walls on the upper floors.
- There are architectural features and / or exposed pipes on external walls of some of the floors. For their locations, please refer to the latest approved building plans.
- Exposed or concealed common pipes are located at / adjacent to balcony and / or flat roof and / or utility platform and / or air-conditioning platform and / or external wall of some residential units. For their locations, please refer to the latest approved building plans and / or electrical and mechanical design drawings.
- Some residential units have ceiling bulkheads and / or sunken slab from unit above, for the air-conditioning system and / or electrical and mechanical services, located at living / dining room, bedrooms, corridor and / or kitchen.
- When showing a balcony or utility platform on this floor plan, a dotted line is used to demarcate the location of the external boundary of that balcony or (as the case may be) utility platform. There is a solid line outside that dotted line. The area between those two lines represents the architectural features or claddings outside that balcony or (as the case may be) utility platform.
- The dimensions of the floor plan are all in millimeter.
- Please refer to page 28 of this sales brochure for legend of the terms and abbreviations in studying the floor plans of residential properties in the Development.

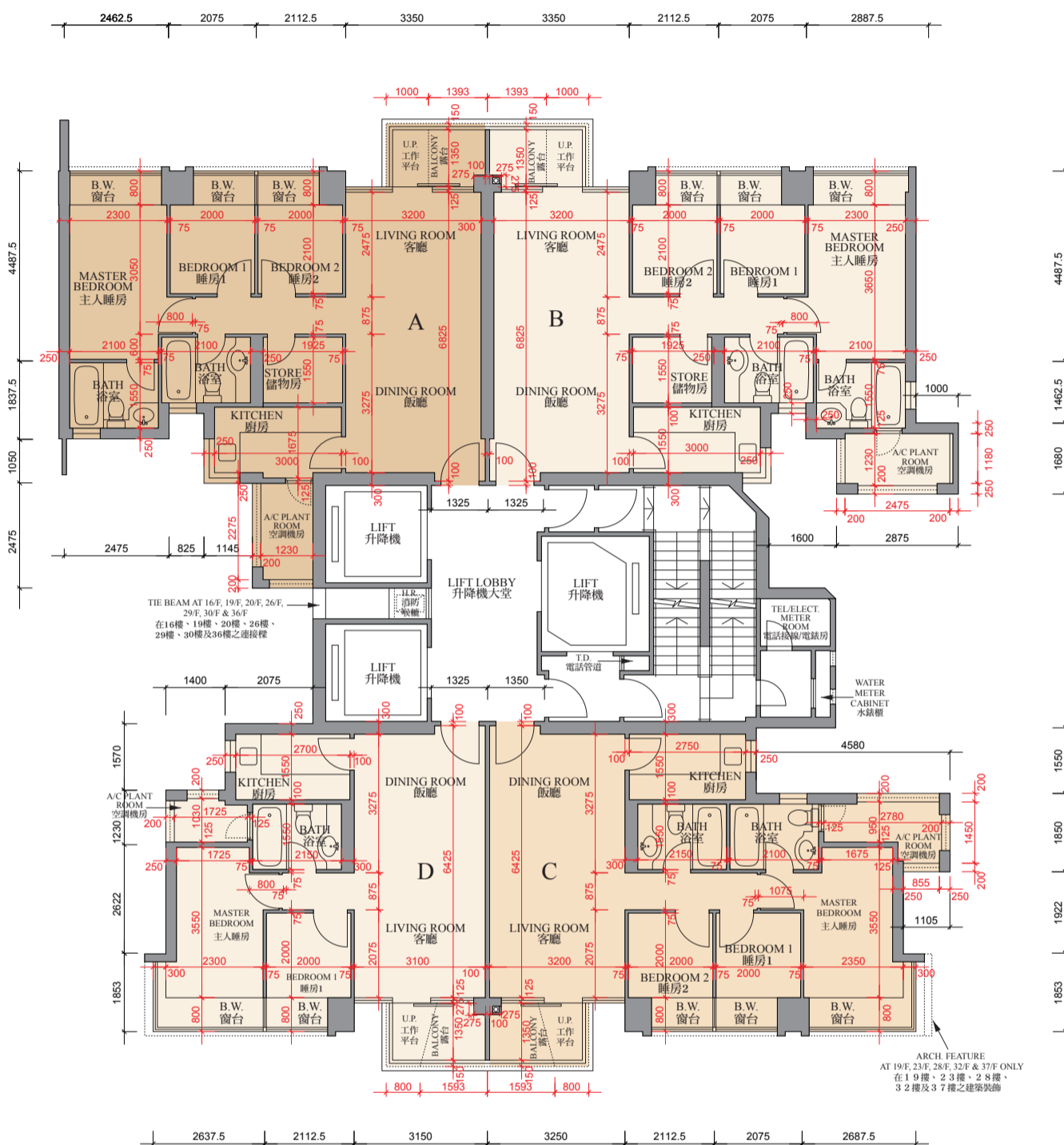
備註:

- 因住宅物業的較高樓層的結構牆的厚度遞減，較高樓層的內部面積，一般比較低樓層的內部面積稍大。
- 部份樓層外牆範圍設有建築裝飾及/或外露喉管，其位置請參考最新批准的建築圖則。
- 部份住宅單位的露台及/或平台及/或工作平台及/或空調機平台及/或外牆設有外露及/或內藏之公用喉管，其位置請參考最新批准的建築圖則及/或機電設計圖。
- 部份住宅單位客/飯廳、睡房、走廊及/或廚房有假天花及/或上層單位之跌級樓板用以安裝空調系統及/或機電設備。
- 於本樓面平面圖顯示露台或工作平台時，該露台或（視屬何情況而定）工作平台之外部分界以虛線標出。該虛線外有一實線，該兩線間之範圍顯示該露台或（視屬何情況而定）工作平台以外之建築裝飾或覆蓋層。
- 平面圖之尺規所列數字以毫米標示。
- 請參閱本售樓說明書第 28 頁之圖例以協助閱讀此部分的發展項目的住宅物業的樓面平面圖及其顯示之名稱和簡稱。

Floor Plans of Residential Properties in the Phase of the Development

發展項目期數的住宅物業的樓面平面圖

Tower 3 16th - 23rd, 26th - 33rd & 35th - 37th Floor Plan
 第三座十六樓至二十三樓、二十六樓至三十三樓、三十五樓至三十七樓平面圖



0M/米 5M/米
 Scale:
 比例

Floor Plans of Residential Properties in the Phase of the Development

發展項目期數的住宅物業的樓面平面圖

Tower 3 16th - 23rd, 26th - 33rd & 35th - 37th Floor Plan 第三座十六樓至二十三樓、二十六樓至三十三樓、三十五樓至三十七樓平面圖

	TOWER 座	FLOOR 樓層	UNIT 單位			
			A	B	C	D
Thickness of Floor Slab(excluding plaster) (mm) 樓板(不包括灰泥)的厚度(毫米)	Tower 3 第三座	16/F - 23/F 十六樓至二十三樓	125, 300	125, 300	125, 300	125, 300
Floor-to-Floor Height (mm) 層與層之間的高度(毫米)			3150	3150	3150	3150
Thickness of Floor Slab(excluding plaster) (mm) 樓板(不包括灰泥)的厚度(毫米)		26/F - 33/F, 35/F - 37/F 二十六樓至三十三樓、 三十五樓至三十七樓	125	125	125	125
Floor-to-Floor Height (mm) 層與層之間的高度(毫米)			3150	3150	3150	3150

Remarks:

- The internal areas of the residential properties on the upper floors will generally be slightly larger than those on the lower floors because of the reducing thickness of the structural walls on the upper floors.
- There are architectural features and / or exposed pipes on external walls of some of the floors. For their locations, please refer to the latest approved building plans.
- Exposed or concealed common pipes are located at / adjacent to balcony and / or flat roof and / or utility platform and / or air-conditioning platform and / or external wall of some residential units. For their locations, please refer to the latest approved building plans and / or electrical and mechanical design drawings.
- Some residential units have ceiling bulkheads and / or sunken slab from unit above, for the air-conditioning system and / or electrical and mechanical services, located at living / dining room, bedrooms, corridor and / or kitchen.
- When showing a balcony or utility platform on this floor plan, a dotted line is used to demarcate the location of the external boundary of that balcony or (as the case may be) utility platform. There is a solid line outside that dotted line. The area between those two lines represents the architectural features or claddings outside that balcony or (as the case may be) utility platform.
- The dimensions of the floor plan are all in millimeter.
- Please refer to page 28 of this sales brochure for legend of the terms and abbreviations in studying the floor plans of residential properties in the Development.

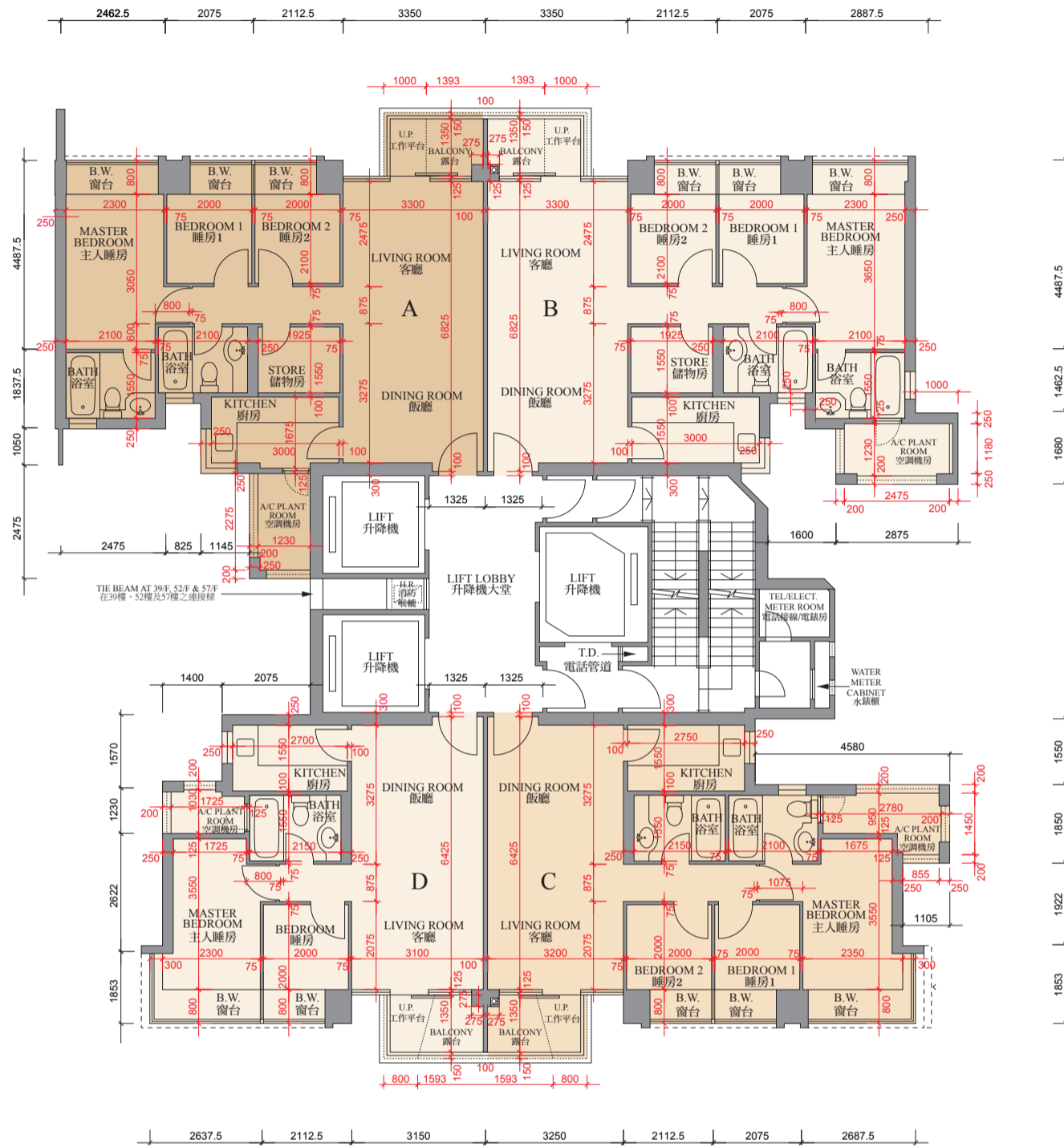
備註:

- 因住宅物業的較高樓層的結構牆的厚度遞減，較高樓層的內部面積，一般比較低樓層的內部面積稍大。
- 部份樓層外牆範圍設有建築裝飾及/或外露喉管，其位置請參考最新批准的建築圖則。
- 部份住宅單位的露台及/或平台及/或工作平台及/或空調機平台及/或外牆設有外露及/或內藏之公用喉管，其位置請參考最新批准的建築圖則及/或機電設計圖。
- 部份住宅單位客/飯廳、睡房、走廊及/或廚房有假天花及/或上層單位之跌級樓板用以安裝空調系統及/或機電設備。
- 於本樓面平面圖顯示露台或工作平台時，該露台或（視屬何情況而定）工作平台之外部分界以虛線標出。該虛線外有一實線，該兩線間之範圍顯示該露台或（視屬何情況而定）工作平台以外之建築裝飾或覆蓋層。
- 平面圖之尺規所列數字以毫米標示。
- 請參閱本售樓說明書第 28 頁之圖例以協助閱讀此部分的發展項目的住宅物業的樓面平面圖及其顯示之名稱和簡稱。

Floor Plans of Residential Properties in the Phase of the Development

發展項目期數的住宅物業的樓面平面圖

Tower 3 38th, 39th, 50th - 52nd & 55th - 57th Floor Plan
 第三座三十八樓、三十九樓、五十樓至五十二樓及五十五樓至五十七樓平面圖



Scale: 0M/米 5M/米
 比例

Floor Plans of Residential Properties in the Phase of the Development

發展項目期數的住宅物業的樓面平面圖

Tower 3 38th, 39th, 50th - 52nd & 55th - 57th Floor Plan 第三座三十八樓、三十九樓、五十樓至五十二樓及五十五樓至五十七樓平面圖

	TOWER 座	FLOOR 樓層	UNIT 單位			
			A	B	C	D
Thickness of Floor Slab(excluding plaster) (mm) 樓板(不包括灰泥)的厚度(毫米)	Tower 3 第三座	38/F, 39/F, 50/F - 52/F, 55/F, 56/F 三十八樓、 三十九樓、 五十樓至 五十二樓、 五十五樓、 五十六樓	125	125	125	125
Floor-to-Floor Height (mm) 層與層之間的高度(毫米)			3150	3150	3150	3150
Thickness of Floor Slab(excluding plaster) (mm) 樓板(不包括灰泥)的厚度(毫米)		57/F 五十七樓	125	125, 150	125	125, 150
Floor-to-Floor Height (mm) 層與層之間的高度(毫米)			3150	3150, 3175	3150	3150, 3175

Remarks:

- The internal areas of the residential properties on the upper floors will generally be slightly larger than those on the lower floors because of the reducing thickness of the structural walls on the upper floors.
- There are architectural features and / or exposed pipes on external walls of some of the floors. For their locations, please refer to the latest approved building plans.
- Exposed or concealed common pipes are located at / adjacent to balcony and / or flat roof and / or utility platform and / or air-conditioning platform and / or external wall of some residential units. For their locations, please refer to the latest approved building plans and / or electrical and mechanical design drawings.
- Some residential units have ceiling bulkheads and / or sunken slab from unit above, for the air-conditioning system and / or electrical and mechanical services, located at living / dining room, bedrooms, corridor and / or kitchen.
- When showing a balcony or utility platform on this floor plan, a dotted line is used to demarcate the location of the external boundary of that balcony or (as the case may be) utility platform. There is a solid line outside that dotted line. The area between those two lines represents the architectural features or claddings outside that balcony or (as the case may be) utility platform.
- The dimensions of the floor plan are all in millimeter.
- Please refer to page 28 of this sales brochure for legend of the terms and abbreviations in studying the floor plans of residential properties in the Development.

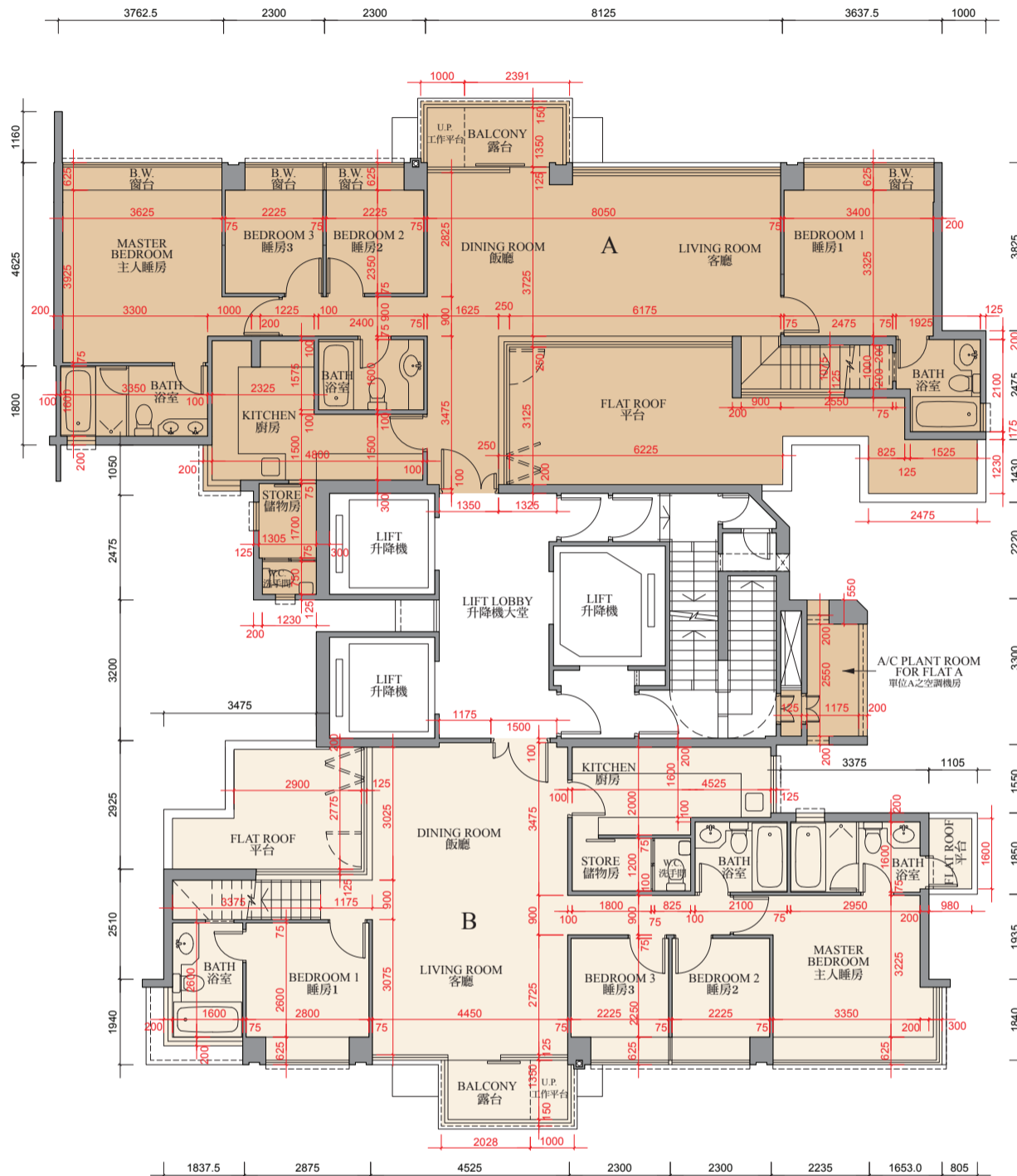
備註:

- 因住宅物業的較高樓層的結構牆的厚度遞減，較高樓層的內部面積，一般比較低樓層的內部面積稍大。
- 部份樓層外牆範圍設有建築裝飾及/或外露喉管，其位置請參考最新批准的建築圖則。
- 部份住宅單位的露台及/或平台及/或工作平台及/或空調機平台及/或外牆設有外露及/或內藏之公用喉管，其位置請參考最新批准的建築圖則及/或機電設計圖。
- 部份住宅單位客/飯廳、睡房、走廊及/或廚房有假天花及/或上層單位之跌級樓板用以安裝空調系統及/或機電設備。
- 於本樓面平面圖顯示露台或工作平台時，該露台或（視屬何情況而定）工作平台之外部分界以虛線標出。該虛線外有一實線，該兩線間之範圍顯示該露台或（視屬何情況而定）工作平台以外之建築裝飾或覆蓋層。
- 平面圖之尺規所列數字以毫米標示。
- 請參閱本售樓說明書第 28 頁之圖例以協助閱讀此部分的發展項目的住宅物業的樓面平面圖及其顯示之名稱和簡稱。

Floor Plans of Residential Properties in the Phase of the Development

發展項目期數的住宅物業的樓面平面圖

Tower 3 60th Floor Plan
第三座六十樓平面圖



0M/米 5M/米
Scale:
比例

Floor Plans of Residential Properties in the Phase of the Development

發展項目期數的住宅物業的樓面平面圖

Tower 3 60th Floor Plan 第三座六十樓平面圖

	TOWER 座	FLOOR 樓層	UNIT 單位	
			A	B
Thickness of Floor Slab(excluding plaster) (mm) 樓板(不包括灰泥)的厚度(毫米)	Tower 3 第三座	60/F 六十樓	150, 175,200	150, 175
Floor-to-Floor Height (mm) 層與層之間的高度(毫米)			3500	3500

Remarks:

- The internal areas of the residential properties on the upper floors will generally be slightly larger than those on the lower floors because of the reducing thickness of the structural walls on the upper floors.
- There are architectural features and / or exposed pipes on external walls of some of the floors. For their locations, please refer to the latest approved building plans.
- Exposed or concealed common pipes are located at / adjacent to balcony and / or flat roof and / or utility platform and / or air-conditioning platform and / or external wall of some residential units. For their locations, please refer to the latest approved building plans and / or electrical and mechanical design drawings.
- Some residential units have ceiling bulkheads and / or sunken slab from unit above, for the air-conditioning system and / or electrical and mechanical services, located at living / dining room, bedrooms, corridor and / or kitchen.
- When showing a balcony or utility platform on this floor plan, a dotted line is used to demarcate the location of the external boundary of that balcony or (as the case may be) utility platform. There is a solid line outside that dotted line. The area between those two lines represents the architectural features or claddings outside that balcony or (as the case may be) utility platform.
- The dimensions of the floor plan are all in millimeter.
- Please refer to page 28 of this sales brochure for legend of the terms and abbreviations in studying the floor plans of residential properties in the Development.

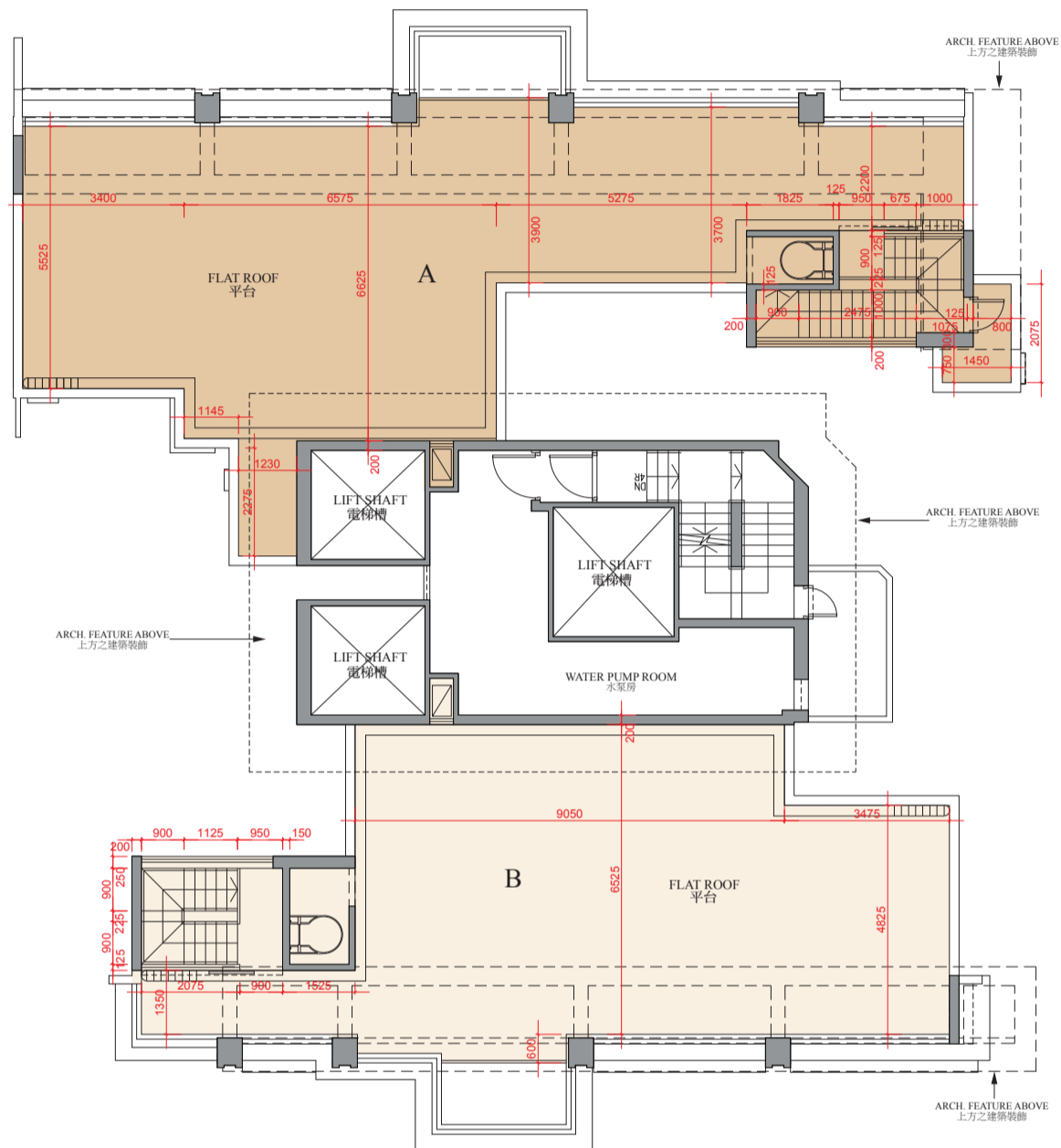
備註:

- 因住宅物業的較高樓層的結構牆的厚度遞減，較高樓層的內部面積，一般比較低樓層的內部面積稍大。
- 部份樓層外牆範圍設有建築裝飾及/或外露喉管，其位置請參考最新批准的建築圖則。
- 部份住宅單位的露台及/或平台及/或工作平台及/或空調機平台及/或外牆設有外露及/或內藏之公用喉管，其位置請參考最新批准的建築圖則及/或機電設計圖。
- 部份住宅單位客/飯廳、睡房、走廊及/或廚房有假天花及/或上層單位之跌級樓板用以安裝空調系統及/或機電設備。
- 於本樓面平面圖顯示露台或工作平台時，該露台或（視屬何情況而定）工作平台之外部分界以虛線標出。該虛線外有一實線，該兩線間之範圍顯示該露台或（視屬何情況而定）工作平台以外之建築裝飾或覆蓋層。
- 平面圖之尺規所列數字以毫米標示。
- 請參閱本售樓說明書第 28 頁之圖例以協助閱讀此部分的發展項目的住宅物業的樓面平面圖及其顯示之名稱和簡稱。

Floor Plans of Residential Properties in the Phase of the Development

發展項目期數的住宅物業的樓面平面圖

Tower 3 Roof Terrace Floor Plan
第三座天台平面圖



0M/米 5M/米
Scale: 比例

Floor Plans of Residential Properties in the Phase of the Development

發展項目期數的住宅物業的樓面平面圖

Tower 3 Roof Terrace Floor Plan 第三座天台平面圖

Remarks:

- The internal areas of the residential properties on the upper floors will generally be slightly larger than those on the lower floors because of the reducing thickness of the structural walls on the upper floors.
- There are architectural features and / or exposed pipes on external walls of some of the floors. For their locations, please refer to the latest approved building plans.
- Exposed or concealed common pipes are located at / adjacent to balcony and / or flat roof and / or utility platform and / or air-conditioning platform and / or external wall of some residential units. For their locations, please refer to the latest approved building plans and / or electrical and mechanical design drawings.
- Some residential units have ceiling bulkheads and / or sunken slab from unit above, for the air-conditioning system and / or electrical and mechanical services, located at living / dining room, bedrooms, corridor and / or kitchen.
- When showing a balcony or utility platform on this floor plan, a dotted line is used to demarcate the location of the external boundary of that balcony or (as the case may be) utility platform. There is a solid line outside that dotted line. The area between those two lines represents the architectural features or claddings outside that balcony or (as the case may be) utility platform.
- The dimensions of the floor plan are all in millimeter.
- Please refer to page 28 of this sales brochure for legend of the terms and abbreviations in studying the floor plans of residential properties in the Development.

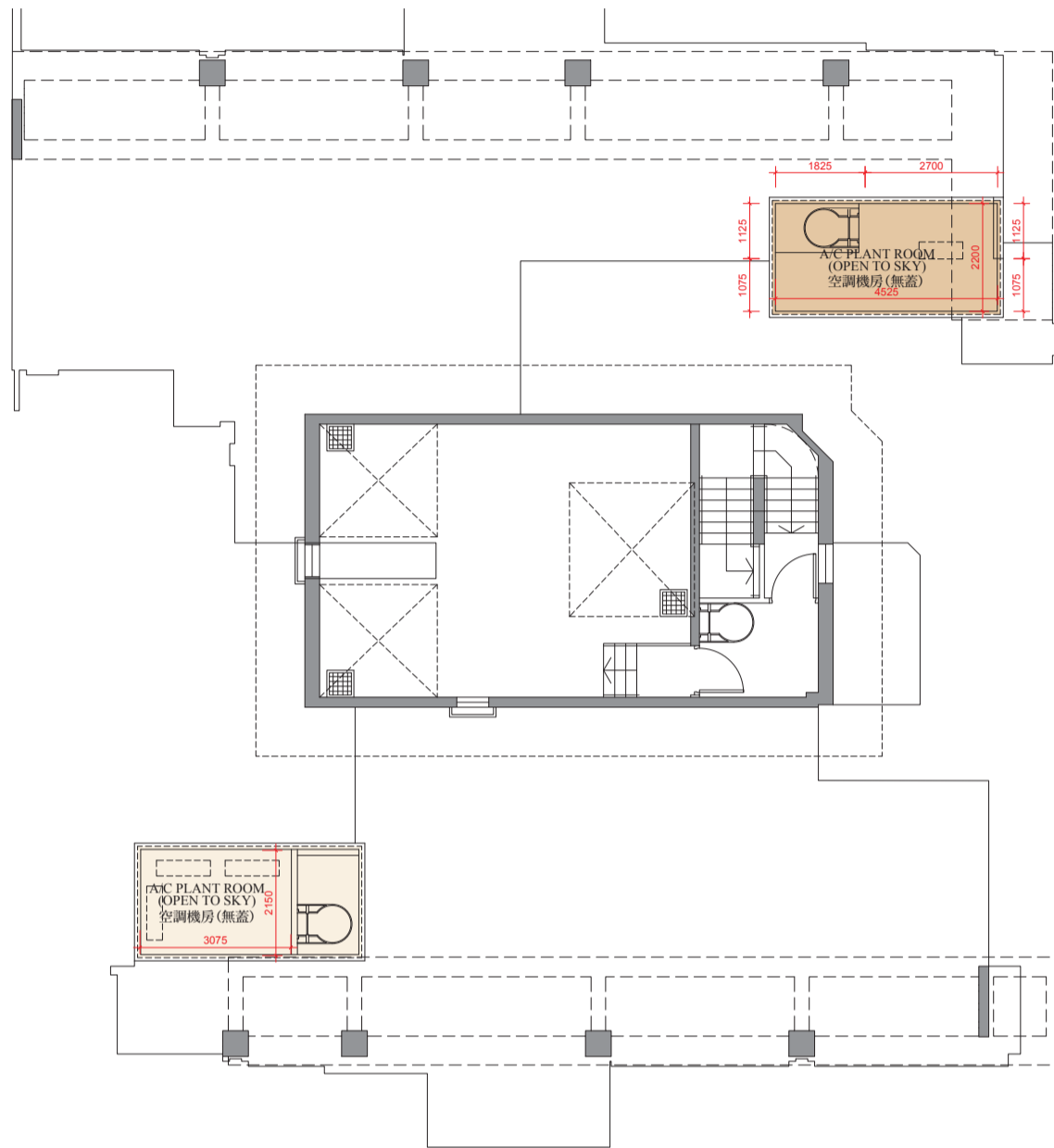
備註:

- 因住宅物業的較高樓層的結構牆的厚度遞減，較高樓層的內部面積，一般比較低樓層的內部面積稍大。
- 部份樓層外牆範圍設有建築裝飾及/或外露喉管，其位置請參考最新批准的建築圖則。
- 部份住宅單位的露台及/或平台及/或工作平台及/或空調機平台及/或外牆設有外露及/或內藏之公用喉管，其位置請參考最新批准的建築圖則及/或機電設計圖。
- 部份住宅單位客/飯廳、睡房、走廊及/或廚房有假天花及/或上層單位之跌級樓板用以安裝空調系統及/或機電設備。
- 於本樓面平面圖顯示露台或工作平台時，該露台或（視屬何情況而定）工作平台之外部分界以虛線標出。該虛線外有一實線，該兩線間之範圍顯示該露台或（視屬何情況而定）工作平台以外之建築裝飾或覆蓋層。
- 平面圖之尺規所列數字以毫米標示。
- 請參閱本售樓說明書第 28 頁之圖例以協助閱讀此部分的發展項目的住宅物業的樓面平面圖及其顯示之名稱和簡稱。

Floor Plans of Residential Properties in the Phase of the Development

發展項目期數的住宅物業的樓面平面圖

Tower 3 Upper Roof Floor Plan
第三座上層天台平面圖



0M/米 5M/米
Scale:
比例

Floor Plans of Residential Properties in the Phase of the Development

發展項目期數的住宅物業的樓面平面圖

Tower 3 Upper Roof Floor Plan 第三座上層天台平面圖

Remarks:

- The internal areas of the residential properties on the upper floors will generally be slightly larger than those on the lower floors because of the reducing thickness of the structural walls on the upper floors.
- There are architectural features and / or exposed pipes on external walls of some of the floors. For their locations, please refer to the latest approved building plans.
- Exposed or concealed common pipes are located at / adjacent to balcony and / or flat roof and / or utility platform and / or air-conditioning platform and / or external wall of some residential units. For their locations, please refer to the latest approved building plans and / or electrical and mechanical design drawings.
- Some residential units have ceiling bulkheads and / or sunken slab from unit above, for the air-conditioning system and / or electrical and mechanical services, located at living / dining room, bedrooms, corridor and / or kitchen.
- When showing a balcony or utility platform on this floor plan, a dotted line is used to demarcate the location of the external boundary of that balcony or (as the case may be) utility platform. There is a solid line outside that dotted line. The area between those two lines represents the architectural features or claddings outside that balcony or (as the case may be) utility platform.
- The dimensions of the floor plan are all in millimeter.
- Please refer to page 28 of this sales brochure for legend of the terms and abbreviations in studying the floor plans of residential properties in the Development.

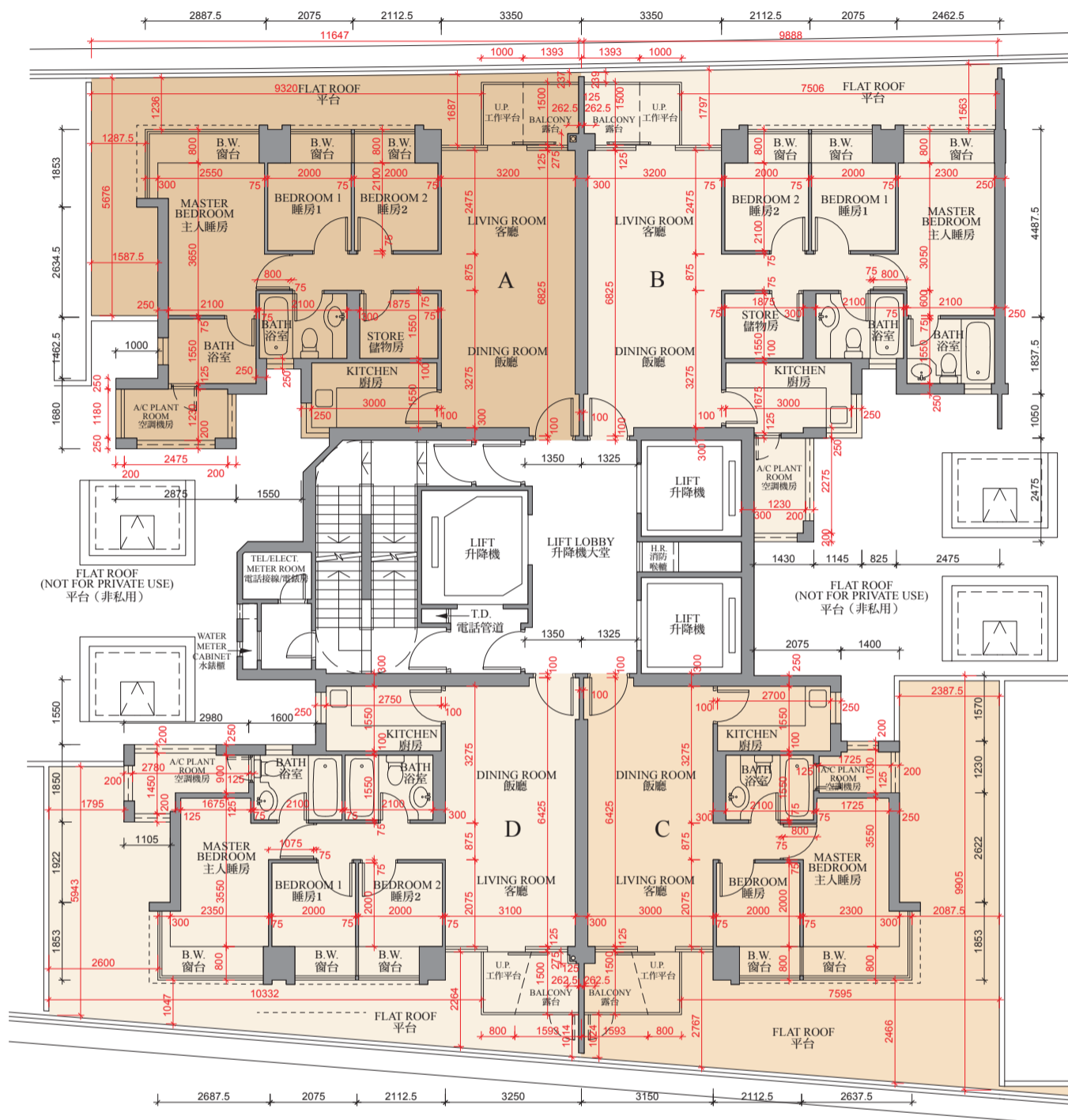
備註:

- 因住宅物業的較高樓層的結構牆的厚度遞減，較高樓層的內部面積，一般比較低樓層的內部面積稍大。
- 部份樓層外牆範圍設有建築裝飾及/或外露喉管，其位置請參考最新批准的建築圖則。
- 部份住宅單位的露台及/或平台及/或工作平台及/或空調機平台及/或外牆設有外露及/或內藏之公用喉管，其位置請參考最新批准的建築圖則及/或機電設計圖。
- 部份住宅單位客/飯廳、睡房、走廊及/或廚房有假天花及/或上層單位之跌級樓板用以安裝空調系統及/或機電設備。
- 於本樓面平面圖顯示露台或工作平台時，該露台或（視屬何情況而定）工作平台之外部分界以虛線標出。該虛線外有一實線，該兩線間之範圍顯示該露台或（視屬何情況而定）工作平台以外之建築裝飾或覆蓋層。
- 平面圖之尺規所列數字以毫米標示。
- 請參閱本售樓說明書第 28 頁之圖例以協助閱讀此部分的發展項目的住宅物業的樓面平面圖及其顯示之名稱和簡稱。

Floor Plans of Residential Properties in the Phase of the Development

發展項目期數的住宅物業的樓面平面圖

Tower 5 5th Floor Plan
第五座五樓平面圖



0M/米 5M/米
Scale: 比例

Floor Plans of Residential Properties in the Phase of the Development

發展項目期數的住宅物業的樓面平面圖

Tower 5 5th Floor Plan 第五座五樓平面圖

	TOWER 座	FLOOR 樓層	UNIT 單位			
			A	B	C	D
Thickness of Floor Slab(excluding plaster) (mm) 樓板(不包括灰泥)的厚度(毫米)	Tower 5 第五座	5/F 五樓	125, 300	125, 300	125, 300	125, 300
Floor-to-Floor Height (mm) 層與層之間的高度(毫米)			3150	3150	3150	3150

Remarks:

- The internal areas of the residential properties on the upper floors will generally be slightly larger than those on the lower floors because of the reducing thickness of the structural walls on the upper floors.
- There are architectural features and / or exposed pipes on external walls of some of the floors. For their locations, please refer to the latest approved building plans.
- Exposed or concealed common pipes are located at / adjacent to balcony and / or flat roof and / or utility platform and / or air-conditioning platform and / or external wall of some residential units. For their locations, please refer to the latest approved building plans and / or electrical and mechanical design drawings.
- Some residential units have ceiling bulkheads and / or sunken slab from unit above, for the air-conditioning system and / or electrical and mechanical services, located at living / dining room, bedrooms, corridor and / or kitchen.
- When showing a balcony or utility platform on this floor plan, a dotted line is used to demarcate the location of the external boundary of that balcony or (as the case may be) utility platform. There is a solid line outside that dotted line. The area between those two lines represents the architectural features or claddings outside that balcony or (as the case may be) utility platform.
- The dimensions of the floor plan are all in millimeter.
- Please refer to page 28 of this sales brochure for legend of the terms and abbreviations in studying the floor plans of residential properties in the Development.

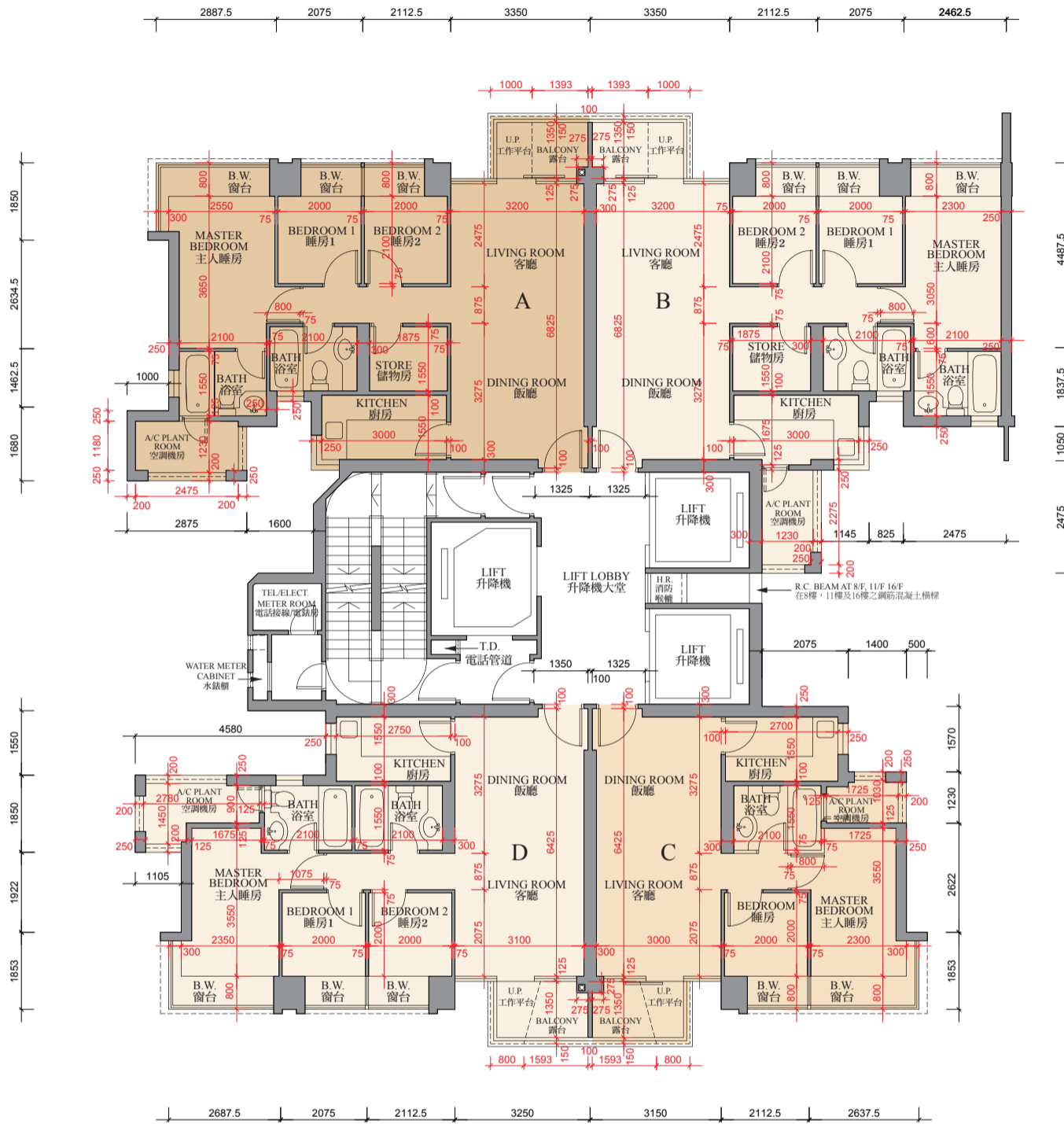
備註:

- 因住宅物業的較高樓層的結構牆的厚度遞減，較高樓層的內部面積，一般比較低樓層的內部面積稍大。
- 部份樓層外牆範圍設有建築裝飾及/或外露喉管，其位置請參考最新批准的建築圖則。
- 部份住宅單位的露台及/或平台及/或工作平台及/或空調機平台及/或外牆設有外露及/或內藏之公用喉管，其位置請參考最新批准的建築圖則及/或機電設計圖。
- 部份住宅單位客/飯廳、睡房、走廊及/或廚房有假天花及/或上層單位之跌級樓板用以安裝空調系統及/或機電設備。
- 於本樓面平面圖顯示露台或工作平台時，該露台或（視屬何情況而定）工作平台之外部分界以虛線標出。該虛線外有一實線，該兩線間之範圍顯示該露台或（視屬何情況而定）工作平台以外之建築裝飾或覆蓋層。
- 平面圖之尺規所列數字以毫米標示。
- 請參閱本售樓說明書第 28 頁之圖例以協助閱讀此部分的發展項目的住宅物業的樓面平面圖及其顯示之名稱和簡稱。

Floor Plans of Residential Properties in the Phase of the Development

發展項目期數的住宅物業的樓面平面圖

Tower 5 6th - 11th Floor Plan
第五座六樓至十一樓平面圖



Scale: 0M/米 5M/米
比例

Floor Plans of Residential Properties in the Phase of the Development

發展項目期數的住宅物業的樓面平面圖

Tower 5 6th - 11th Floor Plan 第五座六樓至十一樓平面圖

	TOWER 座	FLOOR 樓層	UNIT 單位			
			A	B	C	D
Thickness of Floor Slab(excluding plaster) (mm) 樓板(不包括灰泥)的厚度(毫米)	Tower 5 第五座	6/F - 10/F 六樓至十樓	125, 300	125, 300	125, 300	125, 300
Floor-to-Floor Height (mm) 層與層之間的高度(毫米)			3150	3150	3150	3150
Thickness of Floor Slab(excluding plaster) (mm) 樓板(不包括灰泥)的厚度(毫米)		11/F 十一樓	125, 300	150	150, 300	125, 300
Floor-to-Floor Height (mm) 層與層之間的高度(毫米)			3150	3175, 3350	3175	3150

Remarks:

- The internal areas of the residential properties on the upper floors will generally be slightly larger than those on the lower floors because of the reducing thickness of the structural walls on the upper floors.
- There are architectural features and / or exposed pipes on external walls of some of the floors. For their locations, please refer to the latest approved building plans.
- Exposed or concealed common pipes are located at / adjacent to balcony and / or flat roof and / or utility platform and / or air-conditioning platform and / or external wall of some residential units. For their locations, please refer to the latest approved building plans and / or electrical and mechanical design drawings.
- Some residential units have ceiling bulkheads and / or sunken slab from unit above, for the air-conditioning system and / or electrical and mechanical services, located at living / dining room, bedrooms, corridor and / or kitchen.
- When showing a balcony or utility platform on this floor plan, a dotted line is used to demarcate the location of the external boundary of that balcony or (as the case may be) utility platform. There is a solid line outside that dotted line. The area between those two lines represents the architectural features or claddings outside that balcony or (as the case may be) utility platform.
- The dimensions of the floor plan are all in millimeter.
- Please refer to page 28 of this sales brochure for legend of the terms and abbreviations in studying the floor plans of residential properties in the Development.

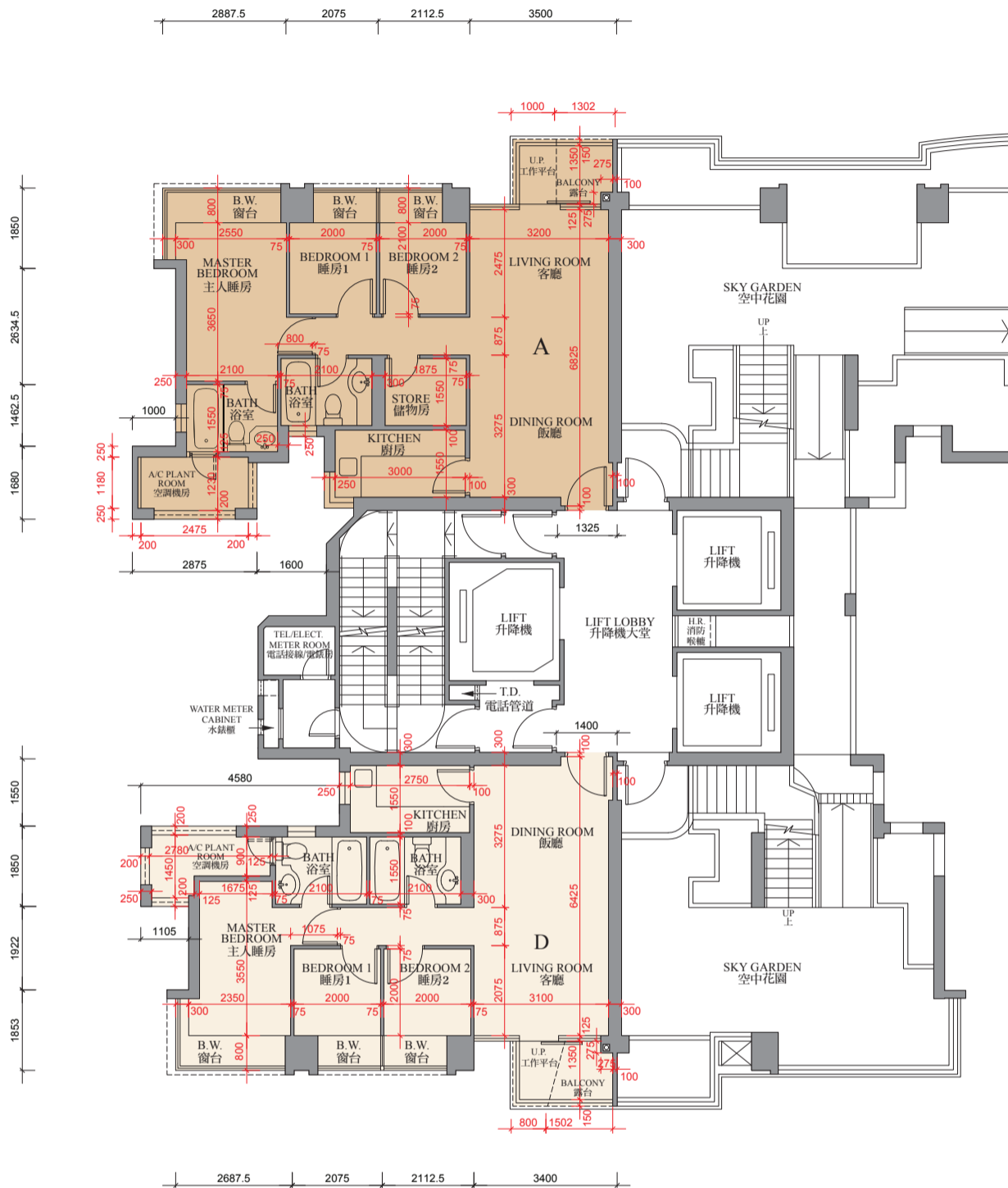
備註:

- 因住宅物業的較高樓層的結構牆的厚度遞減，較高樓層的內部面積，一般比較低樓層的內部面積稍大。
- 部份樓層外牆範圍設有建築裝飾及/或外露喉管，其位置請參考最新批准的建築圖則。
- 部份住宅單位的露台及/或平台及/或工作平台及/或空調機平台及/或外牆設有外露及/或內藏之公用喉管，其位置請參考最新批准的建築圖則及/或機電設計圖。
- 部份住宅單位客/飯廳、睡房、走廊及/或廚房有假天花及/或上層單位之跌級樓板用以安裝空調系統及/或機電設備。
- 於本樓面平面圖顯示露台或工作平台時，該露台或（視屬何情況而定）工作平台之外部分界以虛線標出。該虛線外有一實線，該兩線間之範圍顯示該露台或（視屬何情況而定）工作平台以外之建築裝飾或覆蓋層。
- 平面圖之尺規所列數字以毫米標示。
- 請參閱本售樓說明書第 28 頁之圖例以協助閱讀此部分的發展項目的住宅物業的樓面平面圖及其顯示之名稱和簡稱。

Floor Plans of Residential Properties in the Phase of the Development

發展項目期數的住宅物業的樓面平面圖

Tower 5 12th Floor Plan
第五座十二樓平面圖



0M/米 5M/米
Scale: 比例

Floor Plans of Residential Properties in the Phase of the Development

發展項目期數的住宅物業的樓面平面圖

Tower 5 12th Floor Plan 第五座十二樓平面圖

	TOWER 座	FLOOR 樓層	UNIT 單位			
			A	B	C	D
Thickness of Floor Slab(excluding plaster) (mm) 樓板(不包括灰泥)的厚度(毫米)	Tower 5 第五座	12/F 十二樓	125,300	-	-	125,300
Floor-to-Floor Height (mm) 層與層之間的高度(毫米)			3150	-	-	3150

Remarks:

- The internal areas of the residential properties on the upper floors will generally be slightly larger than those on the lower floors because of the reducing thickness of the structural walls on the upper floors.
- There are architectural features and / or exposed pipes on external walls of some of the floors. For their locations, please refer to the latest approved building plans.
- Exposed or concealed common pipes are located at / adjacent to balcony and / or flat roof and / or utility platform and / or air-conditioning platform and / or external wall of some residential units. For their locations, please refer to the latest approved building plans and / or electrical and mechanical design drawings.
- Some residential units have ceiling bulkheads and / or sunken slab from unit above, for the air-conditioning system and / or electrical and mechanical services, located at living / dining room, bedrooms, corridor and / or kitchen.
- When showing a balcony or utility platform on this floor plan, a dotted line is used to demarcate the location of the external boundary of that balcony or (as the case may be) utility platform. There is a solid line outside that dotted line. The area between those two lines represents the architectural features or claddings outside that balcony or (as the case may be) utility platform.
- The dimensions of the floor plan are all in millimeter.
- Please refer to page 28 of this sales brochure for legend of the terms and abbreviations in studying the floor plans of residential properties in the Development.

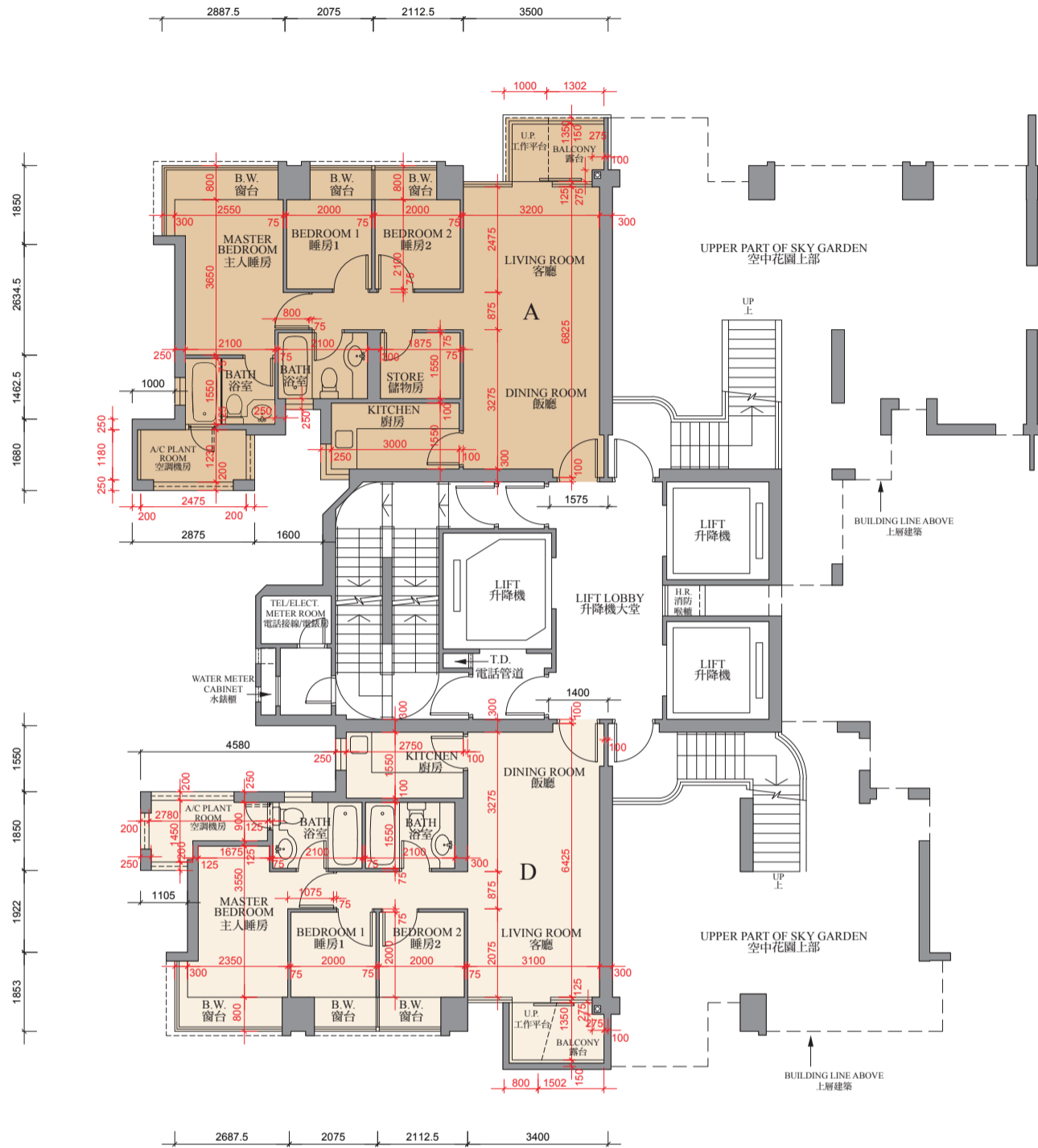
備註:

- 因住宅物業的較高樓層的結構牆的厚度遞減，較高樓層的內部面積，一般比較低樓層的內部面積稍大。
- 部份樓層外牆範圍設有建築裝飾及/或外露喉管，其位置請參考最新批准的建築圖則。
- 部份住宅單位的露台及/或平台及/或工作平台及/或空調機平台及/或外牆設有外露及/或內藏之公用喉管，其位置請參考最新批准的建築圖則及/或機電設計圖。
- 部份住宅單位客/飯廳、睡房、走廊及/或廚房有假天花及/或上層單位之跌級樓板用以安裝空調系統及/或機電設備。
- 於本樓面平面圖顯示露台或工作平台時，該露台或（視屬何情況而定）工作平台之外部分界以虛線標出。該虛線外有一實線，該兩線間之範圍顯示該露台或（視屬何情況而定）工作平台以外之建築裝飾或覆蓋層。
- 平面圖之尺規所列數字以毫米標示。
- 請參閱本售樓說明書第 28 頁之圖例以協助閱讀此部分的發展項目的住宅物業的樓面平面圖及其顯示之名稱和簡稱。

Floor Plans of Residential Properties in the Phase of the Development

發展項目期數的住宅物業的樓面平面圖

Tower 5 15th Floor Plan
第五座十五樓平面圖



0M/米 5M/米
Scale:
比例

Floor Plans of Residential Properties in the Phase of the Development

發展項目期數的住宅物業的樓面平面圖

Tower 5 15th Floor Plan 第五座十五樓平面圖

	TOWER 座	FLOOR 樓層	UNIT 單位			
			A	B	C	D
Thickness of Floor Slab(excluding plaster) (mm) 樓板(不包括灰泥)的厚度(毫米)	Tower 5 第五座	15/F 十五樓	125, 300	-	-	125, 300
Floor-to-Floor Height (mm) 層與層之間的高度(毫米)			3150	-	-	3150

Remarks:

- The internal areas of the residential properties on the upper floors will generally be slightly larger than those on the lower floors because of the reducing thickness of the structural walls on the upper floors.
- There are architectural features and / or exposed pipes on external walls of some of the floors. For their locations, please refer to the latest approved building plans.
- Exposed or concealed common pipes are located at / adjacent to balcony and / or flat roof and / or utility platform and / or air-conditioning platform and / or external wall of some residential units. For their locations, please refer to the latest approved building plans and / or electrical and mechanical design drawings.
- Some residential units have ceiling bulkheads and / or sunken slab from unit above, for the air-conditioning system and / or electrical and mechanical services, located at living / dining room, bedrooms, corridor and / or kitchen.
- When showing a balcony or utility platform on this floor plan, a dotted line is used to demarcate the location of the external boundary of that balcony or (as the case may be) utility platform. There is a solid line outside that dotted line. The area between those two lines represents the architectural features or claddings outside that balcony or (as the case may be) utility platform.
- The dimensions of the floor plan are all in millimeter.
- Please refer to page 28 of this sales brochure for legend of the terms and abbreviations in studying the floor plans of residential properties in the Development.

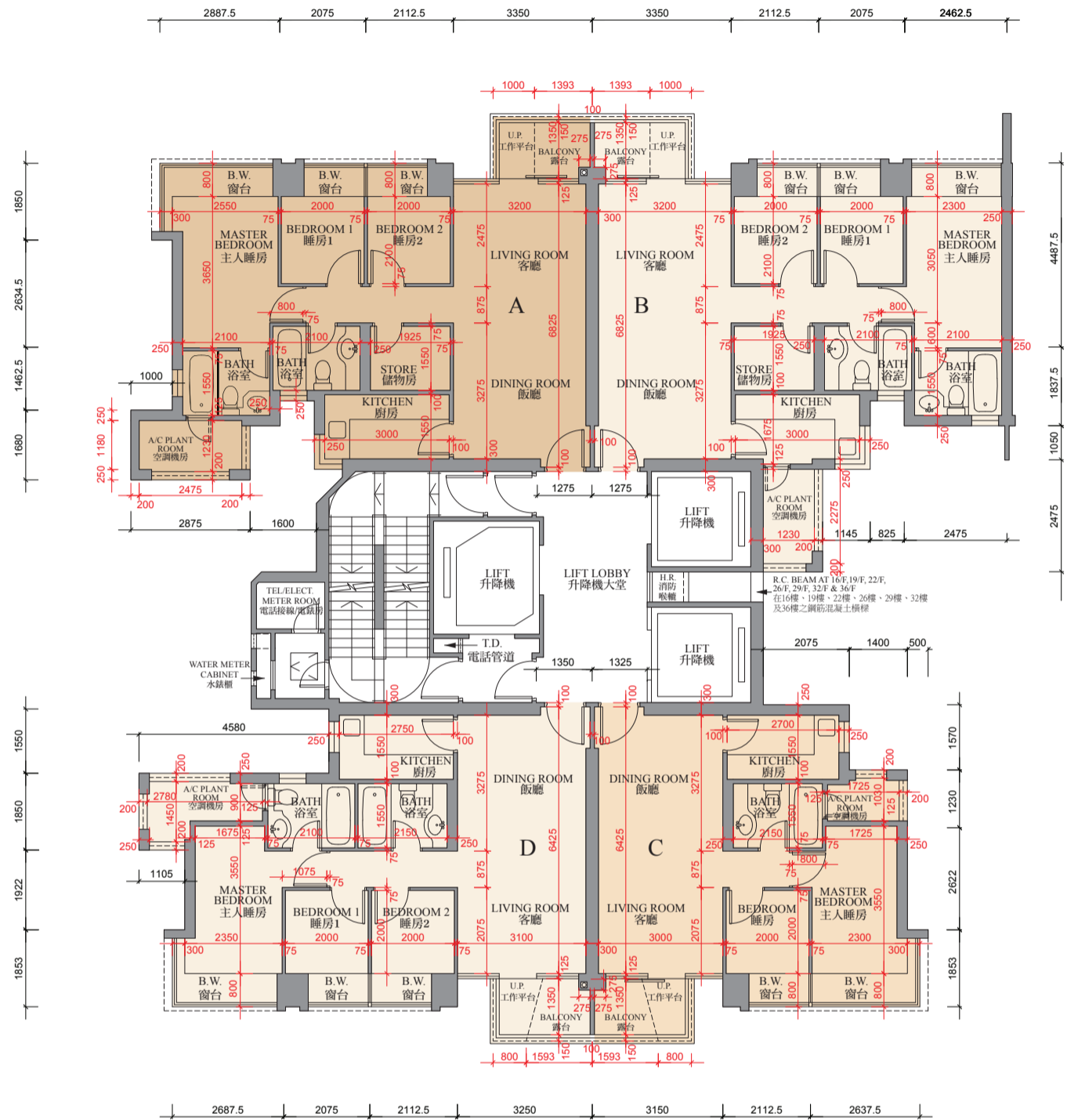
備註:

- 因住宅物業的較高樓層的結構牆的厚度遞減，較高樓層的內部面積，一般比較低樓層的內部面積稍大。
- 部份樓層外牆範圍設有建築裝飾及/或外露喉管，其位置請參考最新批准的建築圖則。
- 部份住宅單位的露台及/或平台及/或工作平台及/或空調機平台及/或外牆設有外露及/或內藏之公用喉管，其位置請參考最新批准的建築圖則及/或機電設計圖。
- 部份住宅單位客/飯廳、睡房、走廊及/或廚房有假天花及/或上層單位之跌級樓板用以安裝空調系統及/或機電設備。
- 於本樓面平面圖顯示露台或工作平台時，該露台或（視屬何情況而定）工作平台之外部分界以虛線標出。該虛線外有一實線，該兩線間之範圍顯示該露台或（視屬何情況而定）工作平台以外之建築裝飾或覆蓋層。
- 平面圖之尺規所列數字以毫米標示。
- 請參閱本售樓說明書第 28 頁之圖例以協助閱讀此部分的發展項目的住宅物業的樓面平面圖及其顯示之名稱和簡稱。

Floor Plans of Residential Properties in the Phase of the Development

發展項目期數的住宅物業的樓面平面圖

Tower 5 16th - 23rd, 26th - 33rd & 35th - 37th Floor Plan
 第五座十六樓至二十三樓、二十六樓至三十三樓及
 三十五樓至三十七樓平面圖



0M/米 5M/米
 Scale: 比例

Floor Plans of Residential Properties in the Phase of the Development

發展項目期數的住宅物業的樓面平面圖

Tower 5 16th - 23rd, 26th - 33rd & 35th - 37th Floor Plan 第五座十六樓至二十三樓、二十六樓至三十三樓及三十五樓至三十七樓平面圖

	TOWER 座	FLOOR 樓層	UNIT 單位			
			A	B	C	D
Thickness of Floor Slab(excluding plaster) (mm) 樓板(不包括灰泥)的厚度(毫米)	Tower 5 第五座	16/F - 23/F 十六樓至二十三樓	125, 300	125, 300	125, 300	125, 300
Floor-to-Floor Height (mm) 層與層之間的高度(毫米)			3150	3150	3150	3150
Thickness of Floor Slab(excluding plaster) (mm) 樓板(不包括灰泥)的厚度(毫米)		26/F - 33/F, 35/F - 37/F 二十六樓至三十三樓、 三十五樓至三十七樓	125	125	125	125
Floor-to-Floor Height (mm) 層與層之間的高度(毫米)			3150	3150	3150	3150

Remarks:

- The internal areas of the residential properties on the upper floors will generally be slightly larger than those on the lower floors because of the reducing thickness of the structural walls on the upper floors.
- There are architectural features and / or exposed pipes on external walls of some of the floors. For their locations, please refer to the latest approved building plans.
- Exposed or concealed common pipes are located at / adjacent to balcony and / or flat roof and / or utility platform and / or air-conditioning platform and / or external wall of some residential units. For their locations, please refer to the latest approved building plans and / or electrical and mechanical design drawings.
- Some residential units have ceiling bulkheads and / or sunken slab from unit above, for the air-conditioning system and / or electrical and mechanical services, located at living / dining room, bedrooms, corridor and / or kitchen.
- When showing a balcony or utility platform on this floor plan, a dotted line is used to demarcate the location of the external boundary of that balcony or (as the case may be) utility platform. There is a solid line outside that dotted line. The area between those two lines represents the architectural features or claddings outside that balcony or (as the case may be) utility platform.
- The dimensions of the floor plan are all in millimeter.
- Please refer to page 28 of this sales brochure for legend of the terms and abbreviations in studying the floor plans of residential properties in the Development.

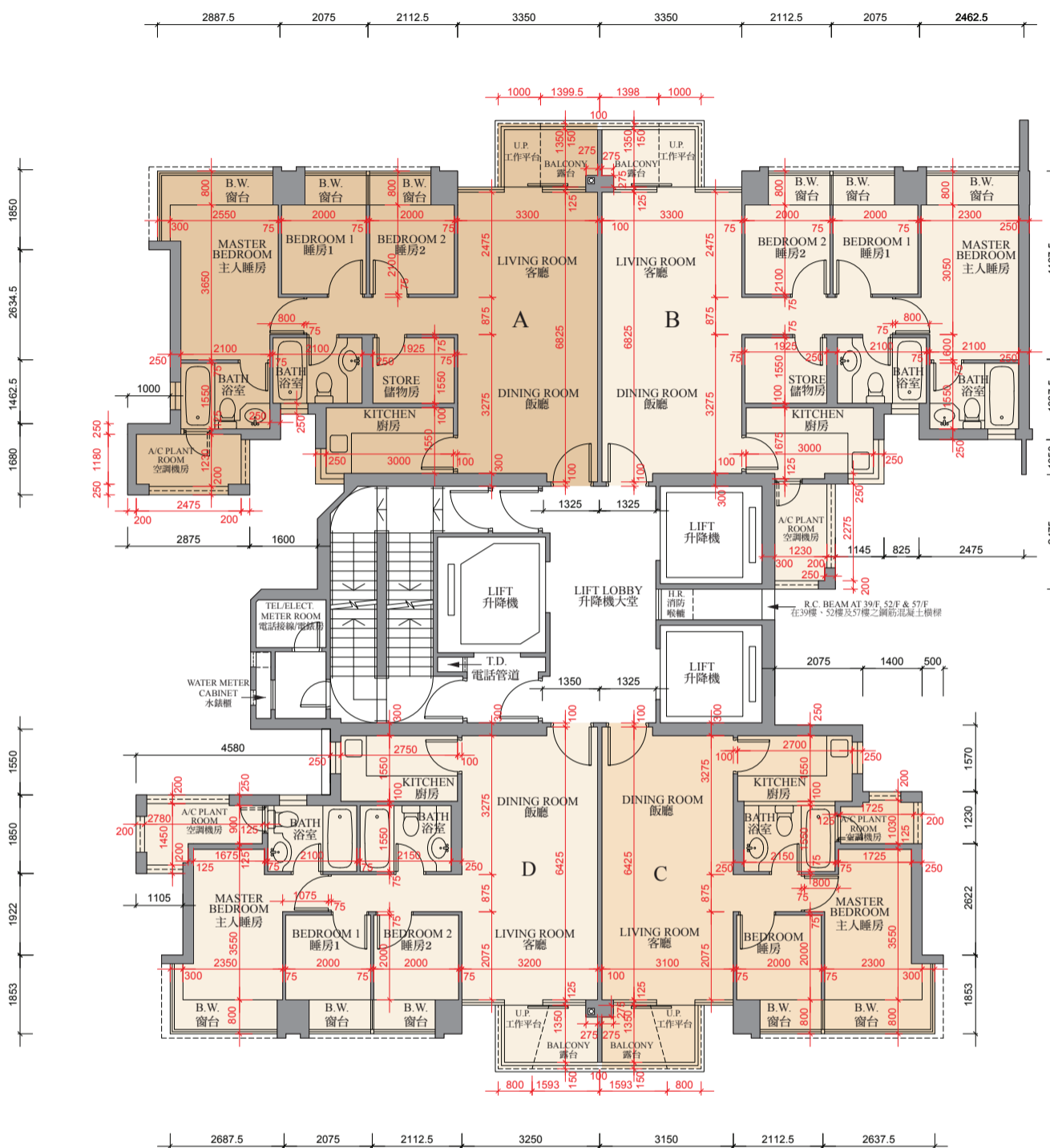
備註:

- 因住宅物業的較高樓層的結構牆的厚度遞減，較高樓層的內部面積，一般比較低樓層的內部面積稍大。
- 部份樓層外牆範圍設有建築裝飾及/或外露喉管，其位置請參考最新批准的建築圖則。
- 部份住宅單位的露台及/或平台及/或工作平台及/或空調機平台及/或外牆設有外露及/或內藏之公用喉管，其位置請參考最新批准的建築圖則及/或機電設計圖。
- 部份住宅單位客/飯廳、睡房、走廊及/或廚房有假天花及/或上層單位之跌級樓板用以安裝空調系統及/或機電設備。
- 於本樓面平面圖顯示露台或工作平台時，該露台或（視屬何情況而定）工作平台之外部分界以虛線標出。該虛線外有一實線，該兩線間之範圍顯示該露台或（視屬何情況而定）工作平台以外之建築裝飾或覆蓋層。
- 平面圖之尺規所列數字以毫米標示。
- 請參閱本售樓說明書第 28 頁之圖例以協助閱讀此部分的發展項目的住宅物業的樓面平面圖及其顯示之名稱和簡稱。

Floor Plans of Residential Properties in the Phase of the Development

發展項目期數的住宅物業的樓面平面圖

Tower 5 38th, 39th, 50th - 52nd, 55th - 57th Floor Plan
 第五座三十八樓、三十九樓、五十樓至五十二樓及五十五樓至五十七樓平面圖



0M/米 5M/米
 Scale:
 比例

Floor Plans of Residential Properties in the Phase of the Development

發展項目期數的住宅物業的樓面平面圖

Tower 5 38th, 39th, 50th - 52nd, 55th - 57th Floor Plan 第五座三十八樓、三十九樓、五十樓至五十二樓及五十五樓至五十七樓平面圖

	TOWER 座	FLOOR 樓層	UNIT 單位			
			A	B	C	D
Thickness of Floor Slab(excluding plaster) (mm) 樓板(不包括灰泥)的厚度(毫米)	Tower 5 第五座	38/F, 39/F, 50/F - 52/F, 55/F, 56/F 三十八樓、 三十九樓、 五十樓至 五十二樓、 五十五樓、 五十六樓	125	125	125	125
Floor-to-Floor Height (mm) 層與層之間的高度(毫米)			3150	3150	3150	3150
Thickness of Floor Slab(excluding plaster) (mm) 樓板(不包括灰泥)的厚度(毫米)		57/F 五十七樓	125, 150	125	125, 150	125
Floor-to-Floor Height (mm) 層與層之間的高度(毫米)			3150, 3175	3150	3150, 3175	3150

Remarks:

- The internal areas of the residential properties on the upper floors will generally be slightly larger than those on the lower floors because of the reducing thickness of the structural walls on the upper floors.
- There are architectural features and / or exposed pipes on external walls of some of the floors. For their locations, please refer to the latest approved building plans.
- Exposed or concealed common pipes are located at / adjacent to balcony and / or flat roof and / or utility platform and / or air-conditioning platform and / or external wall of some residential units. For their locations, please refer to the latest approved building plans and / or electrical and mechanical design drawings.
- Some residential units have ceiling bulkheads and / or sunken slab from unit above, for the air-conditioning system and / or electrical and mechanical services, located at living / dining room, bedrooms, corridor and / or kitchen.
- When showing a balcony or utility platform on this floor plan, a dotted line is used to demarcate the location of the external boundary of that balcony or (as the case may be) utility platform. There is a solid line outside that dotted line. The area between those two lines represents the architectural features or claddings outside that balcony or (as the case may be) utility platform.
- The dimensions of the floor plan are all in millimeter.
- Please refer to page 28 of this sales brochure for legend of the terms and abbreviations in studying the floor plans of residential properties in the Development.

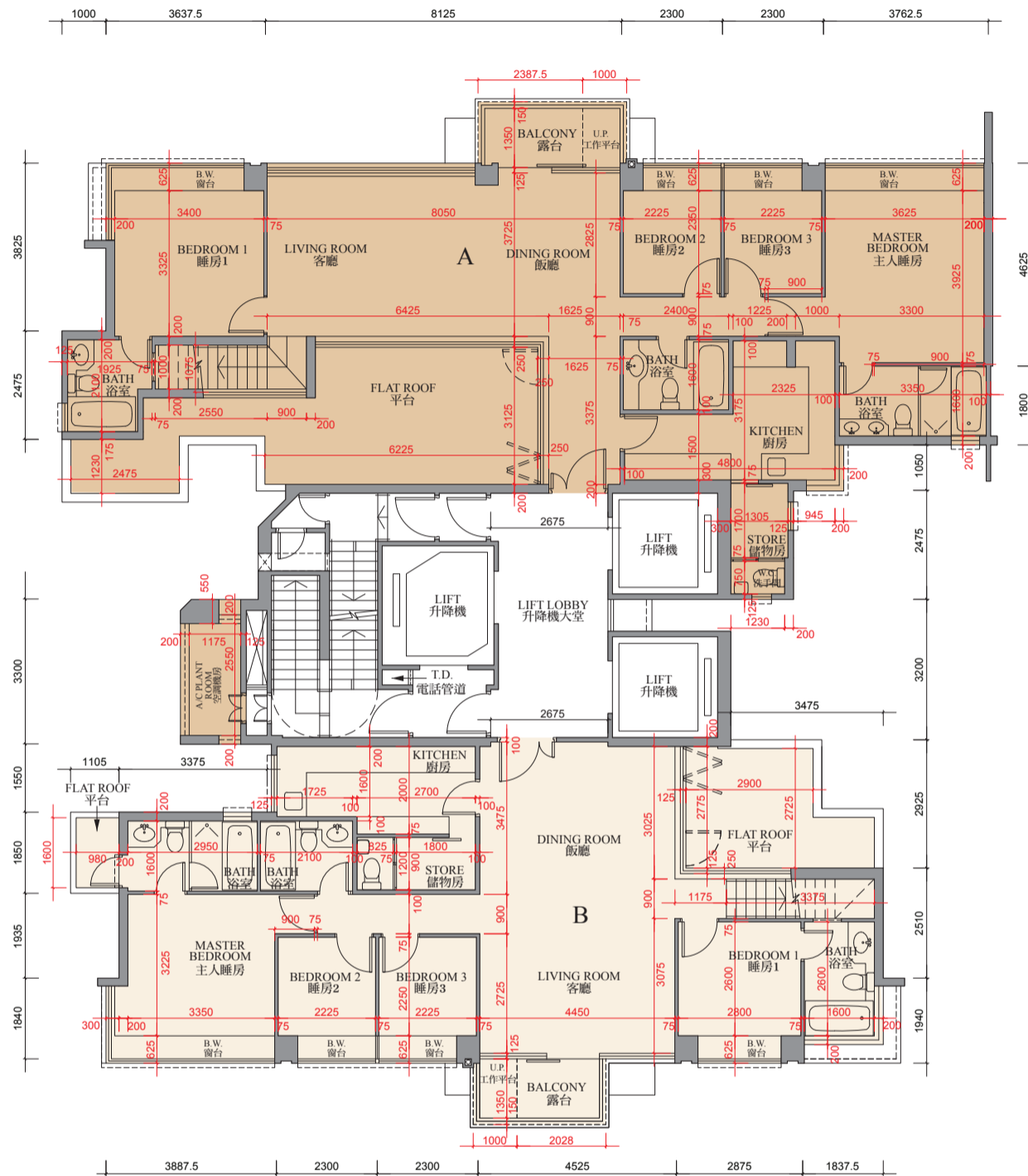
備註:

- 因住宅物業的較高樓層的結構牆的厚度遞減，較高樓層的內部面積，一般比較低樓層的內部面積稍大。
- 部份樓層外牆範圍設有建築裝飾及/或外露喉管，其位置請參考最新批准的建築圖則。
- 部份住宅單位的露台及/或平台及/或工作平台及/或空調機平台及/或外牆設有外露及/或內藏之公用喉管，其位置請參考最新批准的建築圖則及/或機電設計圖。
- 部份住宅單位客/飯廳、睡房、走廊及/或廚房有假天花及/或上層單位之跌級樓板用以安裝空調系統及/或機電設備。
- 於本樓面平面圖顯示露台或工作平台時，該露台或（視屬何情況而定）工作平台之外部分界以虛線標出。該虛線外有一實線，該兩線間之範圍顯示該露台或（視屬何情況而定）工作平台以外之建築裝飾或覆蓋層。
- 平面圖之尺規所列數字以毫米標示。
- 請參閱本售樓說明書第 28 頁之圖例以協助閱讀此部分的發展項目的住宅物業的樓面平面圖及其顯示之名稱和簡稱。

Floor Plans of Residential Properties in the Phase of the Development

發展項目期數的住宅物業的樓面平面圖

Tower 5 60th Floor Plan
第五座六十樓平面圖



Scale: 0M/米 5M/米
比例

Floor Plans of Residential Properties in the Phase of the Development

發展項目期數的住宅物業的樓面平面圖

Tower 5 60th Floor Plan 第五座六十樓平面圖

	TOWER 座	FLOOR 樓層	UNIT 單位	
			A	B
Thickness of Floor Slab(excluding plaster) (mm) 樓板(不包括灰泥)的厚度(毫米)	Tower 5 第五座	60/F 六十樓	150, 175, 200	150, 175
Floor-to-Floor Height (mm) 層與層之間的高度(毫米)			3500	3500

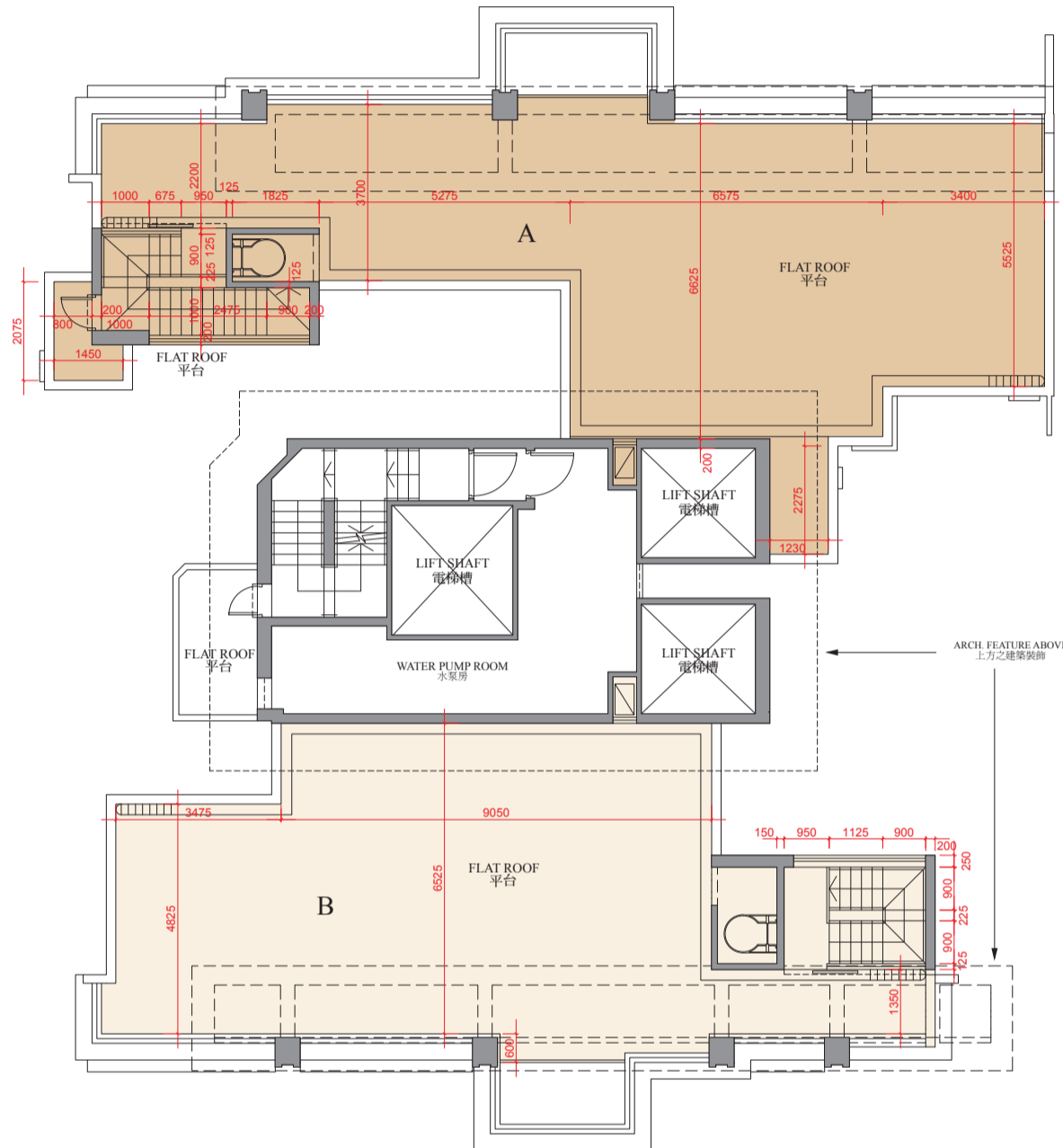
Remarks:

- The internal areas of the residential properties on the upper floors will generally be slightly larger than those on the lower floors because of the reducing thickness of the structural walls on the upper floors.
- There are architectural features and / or exposed pipes on external walls of some of the floors. For their locations, please refer to the latest approved building plans.
- Exposed or concealed common pipes are located at / adjacent to balcony and / or flat roof and / or utility platform and / or air-conditioning platform and / or external wall of some residential units. For their locations, please refer to the latest approved building plans and / or electrical and mechanical design drawings.
- Some residential units have ceiling bulkheads and / or sunken slab from unit above, for the air-conditioning system and / or electrical and mechanical services, located at living / dining room, bedrooms, corridor and / or kitchen.
- When showing a balcony or utility platform on this floor plan, a dotted line is used to demarcate the location of the external boundary of that balcony or (as the case may be) utility platform. There is a solid line outside that dotted line. The area between those two lines represents the architectural features or claddings outside that balcony or (as the case may be) utility platform.
- The dimensions of the floor plan are all in millimeter.
- Please refer to page 28 of this sales brochure for legend of the terms and abbreviations in studying the floor plans of residential properties in the Development.

備註:

- 因住宅物業的較高樓層的結構牆的厚度遞減，較高樓層的內部面積，一般比較低樓層的內部面積稍大。
- 部份樓層外牆範圍設有建築裝飾及/或外露喉管，其位置請參考最新批准的建築圖則。
- 部份住宅單位的露台及/或平台及/或工作平台及/或空調機平台及/或外牆設有外露及/或內藏之公用喉管，其位置請參考最新批准的建築圖則及/或機電設計圖。
- 部份住宅單位客/飯廳、睡房、走廊及/或廚房有假天花及/或上層單位之跌級樓板用以安裝空調系統及/或機電設備。
- 於本樓面平面圖顯示露台或工作平台時，該露台或（視屬何情況而定）工作平台之外部分界以虛線標出。該虛線外有一實線，該兩線間之範圍顯示該露台或（視屬何情況而定）工作平台以外之建築裝飾或覆蓋層。
- 平面圖之尺規所列數字以毫米標示。
- 請參閱本售樓說明書第 28 頁之圖例以協助閱讀此部分的發展項目的住宅物業的樓面平面圖及其顯示之名稱和簡稱。

Tower 5 Roof Terrace Floor Plan
 第五座天台平面圖



0M/米 5M/米
 Scale: 
 比例

Floor Plans of Residential Properties in the Phase of the Development

發展項目期數的住宅物業的樓面平面圖

Tower 5 Roof Terrace Floor Plan 第五座天台平面圖

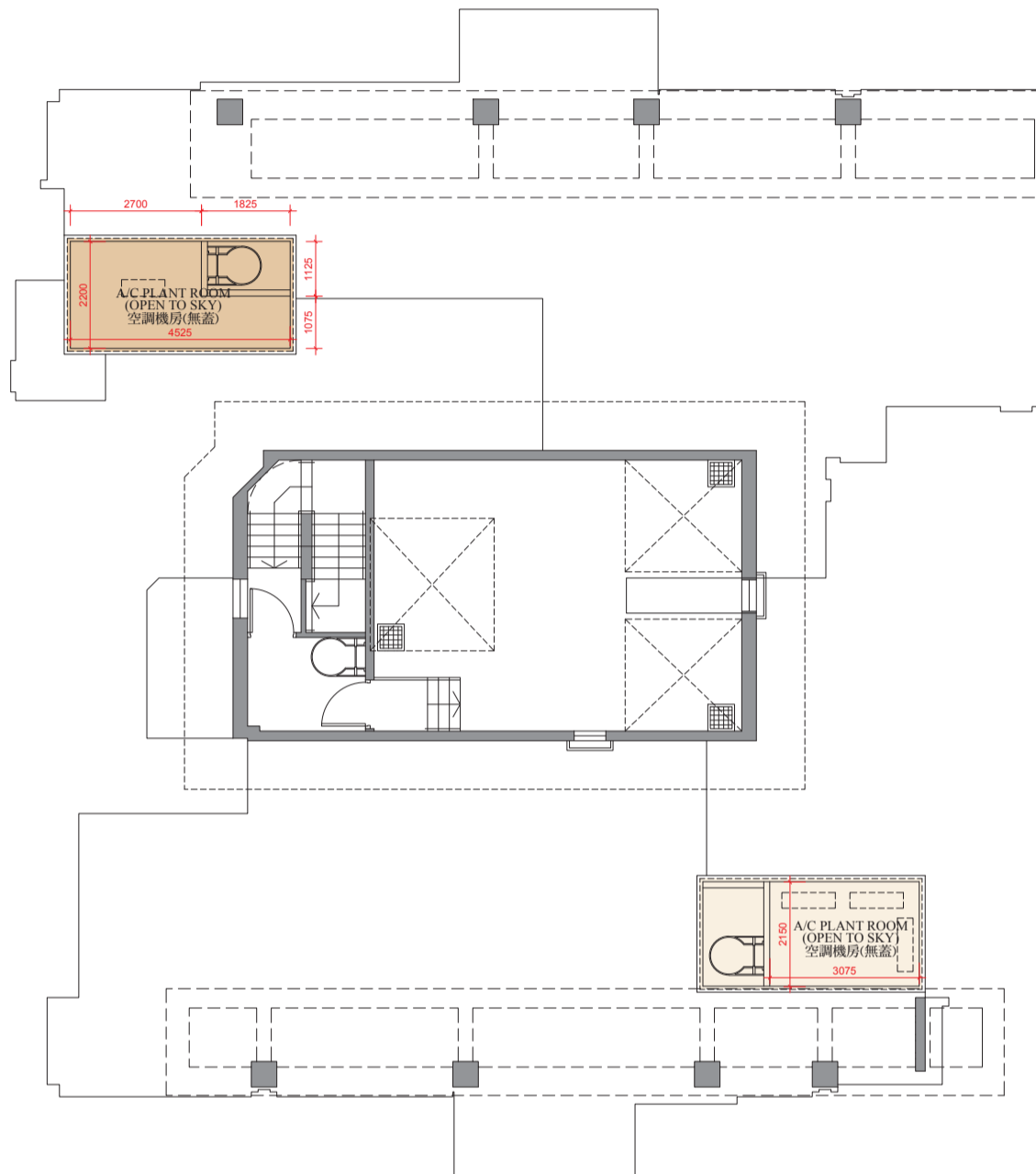
Remarks:

- The internal areas of the residential properties on the upper floors will generally be slightly larger than those on the lower floors because of the reducing thickness of the structural walls on the upper floors.
- There are architectural features and / or exposed pipes on external walls of some of the floors. For their locations, please refer to the latest approved building plans.
- Exposed or concealed common pipes are located at / adjacent to balcony and / or flat roof and / or utility platform and / or air-conditioning platform and / or external wall of some residential units. For their locations, please refer to the latest approved building plans and / or electrical and mechanical design drawings.
- Some residential units have ceiling bulkheads and / or sunken slab from unit above, for the air-conditioning system and / or electrical and mechanical services, located at living / dining room, bedrooms, corridor and / or kitchen.
- When showing a balcony or utility platform on this floor plan, a dotted line is used to demarcate the location of the external boundary of that balcony or (as the case may be) utility platform. There is a solid line outside that dotted line. The area between those two lines represents the architectural features or claddings outside that balcony or (as the case may be) utility platform.
- The dimensions of the floor plan are all in millimeter.
- Please refer to page 28 of this sales brochure for legend of the terms and abbreviations in studying the floor plans of residential properties in the Development.

備註:

- 因住宅物業的較高樓層的結構牆的厚度遞減，較高樓層的內部面積，一般比較低樓層的內部面積稍大。
- 部份樓層外牆範圍設有建築裝飾及/或外露喉管，其位置請參考最新批准的建築圖則。
- 部份住宅單位的露台及/或平台及/或工作平台及/或空調機平台及/或外牆設有外露及/或內藏之公用喉管，其位置請參考最新批准的建築圖則及/或機電設計圖。
- 部份住宅單位客/飯廳、睡房、走廊及/或廚房有假天花及/或上層單位之跌級樓板用以安裝空調系統及/或機電設備。
- 於本樓面平面圖顯示露台或工作平台時，該露台或（視屬何情況而定）工作平台之外部分界以虛線標出。該虛線外有一實線，該兩線間之範圍顯示該露台或（視屬何情況而定）工作平台以外之建築裝飾或覆蓋層。
- 平面圖之尺規所列數字以毫米標示。
- 請參閱本售樓說明書第 28 頁之圖例以協助閱讀此部分的發展項目的住宅物業的樓面平面圖及其顯示之名稱和簡稱。

Tower 5 Upper Roof Floor Plan
第五座上層天台平面圖



0M/米 5M/米
Scale: 比例

Floor Plans of Residential Properties in the Phase of the Development

發展項目期數的住宅物業的樓面平面圖

Tower 5 Upper Roof Floor Plan 第五座上層天台平面圖

Remarks:

- The internal areas of the residential properties on the upper floors will generally be slightly larger than those on the lower floors because of the reducing thickness of the structural walls on the upper floors.
- There are architectural features and / or exposed pipes on external walls of some of the floors. For their locations, please refer to the latest approved building plans.
- Exposed or concealed common pipes are located at / adjacent to balcony and / or flat roof and / or utility platform and / or air-conditioning platform and / or external wall of some residential units. For their locations, please refer to the latest approved building plans and / or electrical and mechanical design drawings.
- Some residential units have ceiling bulkheads and / or sunken slab from unit above, for the air-conditioning system and / or electrical and mechanical services, located at living / dining room, bedrooms, corridor and / or kitchen.
- When showing a balcony or utility platform on this floor plan, a dotted line is used to demarcate the location of the external boundary of that balcony or (as the case may be) utility platform. There is a solid line outside that dotted line. The area between those two lines represents the architectural features or claddings outside that balcony or (as the case may be) utility platform.
- The dimensions of the floor plan are all in millimeter.
- Please refer to page 28 of this sales brochure for legend of the terms and abbreviations in studying the floor plans of residential properties in the Development.

備註:

- 因住宅物業的較高樓層的結構牆的厚度遞減，較高樓層的內部面積，一般比較低樓層的內部面積稍大。
- 部份樓層外牆範圍設有建築裝飾及/或外露喉管，其位置請參考最新批准的建築圖則。
- 部份住宅單位的露台及/或平台及/或工作平台及/或空調機平台及/或外牆設有外露及/或內藏之公用喉管，其位置請參考最新批准的建築圖則及/或機電設計圖。
- 部份住宅單位客/飯廳、睡房、走廊及/或廚房有假天花及/或上層單位之跌級樓板用以安裝空調系統及/或機電設備。
- 於本樓面平面圖顯示露台或工作平台時，該露台或（視屬何情況而定）工作平台之外部分界以虛線標出。該虛線外有一實線，該兩線間之範圍顯示該露台或（視屬何情況而定）工作平台以外之建築裝飾或覆蓋層。
- 平面圖之尺規所列數字以毫米標示。
- 請參閱本售樓說明書第 28 頁之圖例以協助閱讀此部分的發展項目的住宅物業的樓面平面圖及其顯示之名稱和簡稱。

Floor Plans of Residential Properties in the Phase of the Development

發展項目期數的住宅物業的樓面平面圖

Tower 6 5th Floor Plan
第六座五樓平面圖



0M/米 5M/米
Scale:
比例

Floor Plans of Residential Properties in the Phase of the Development

發展項目期數的住宅物業的樓面平面圖

Tower 6 5th Floor Plan 第六座五樓平面圖

	TOWER 座	FLOOR 樓層	UNIT 單位			
			A	B	C	D
Thickness of Floor Slab(excluding plaster) (mm) 樓板(不包括灰泥)的厚度(毫米)	Tower 6 第六座	5/F 五樓	125	125	125	125
Floor-to-Floor Height (mm) 層與層之間的高度(毫米)			3150	3150	3150	3150

Remarks:

- The internal areas of the residential properties on the upper floors will generally be slightly larger than those on the lower floors because of the reducing thickness of the structural walls on the upper floors.
- There are architectural features and / or exposed pipes on external walls of some of the floors. For their locations, please refer to the latest approved building plans.
- Exposed or concealed common pipes are located at / adjacent to balcony and / or flat roof and / or utility platform and / or air-conditioning platform and / or external wall of some residential units. For their locations, please refer to the latest approved building plans and / or electrical and mechanical design drawings.
- Some residential units have ceiling bulkheads and / or sunken slab from unit above, for the air-conditioning system and / or electrical and mechanical services, located at living / dining room, bedrooms, corridor and / or kitchen.
- When showing a balcony or utility platform on this floor plan, a dotted line is used to demarcate the location of the external boundary of that balcony or (as the case may be) utility platform. There is a solid line outside that dotted line. The area between those two lines represents the architectural features or claddings outside that balcony or (as the case may be) utility platform.
- The dimensions of the floor plan are all in millimeter.
- Please refer to page 28 of this sales brochure for legend of the terms and abbreviations in studying the floor plans of residential properties in the Development.

備註:

- 因住宅物業的較高樓層的結構牆的厚度遞減，較高樓層的內部面積，一般比較低樓層的內部面積稍大。
- 部份樓層外牆範圍設有建築裝飾及/或外露喉管，其位置請參考最新批准的建築圖則。
- 部份住宅單位的露台及/或平台及/或工作平台及/或空調機平台及/或外牆設有外露及/或內藏之公用喉管，其位置請參考最新批准的建築圖則及/或機電設計圖。
- 部份住宅單位客/飯廳、睡房、走廊及/或廚房有假天花及/或上層單位之跌級樓板用以安裝空調系統及/或機電設備。
- 於本樓面平面圖顯示露台或工作平台時，該露台或（視屬何情況而定）工作平台之外部分界以虛線標出。該虛線外有一實線，該兩線間之範圍顯示該露台或（視屬何情況而定）工作平台以外之建築裝飾或覆蓋層。
- 平面圖之尺規所列數字以毫米標示。
- 請參閱本售樓說明書第 28 頁之圖例以協助閱讀此部分的發展項目的住宅物業的樓面平面圖及其顯示之名稱和簡稱。

Floor Plans of Residential Properties in the Phase of the Development

發展項目期數的住宅物業的樓面平面圖

Tower 6 6th - 12th Floor Plan

第六座六至十二樓平面圖



Scale: 0M/米 5M/米
比例

Floor Plans of Residential Properties in the Phase of the Development

發展項目期數的住宅物業的樓面平面圖

Tower 6 6th - 12th Floor Plan 第六座六至十二樓平面圖

	TOWER 座	FLOOR 樓層	UNIT 單位			
			A	B	C	D
Thickness of Floor Slab(excluding plaster) (mm) 樓板(不包括灰泥)的厚度(毫米)	Tower 6 第六座	6/F - 11/F 六樓至十一樓	125	125	125	125
Floor-to-Floor Height (mm) 層與層之間的高度(毫米)			3150	3150	3150	3150
Thickness of Floor Slab(excluding plaster) (mm) 樓板(不包括灰泥)的厚度(毫米)		12/F 十二樓	150	125	125	150
Floor-to-Floor Height (mm) 層與層之間的高度(毫米)			3175	3150	3150	3175

Remarks:

- The internal areas of the residential properties on the upper floors will generally be slightly larger than those on the lower floors because of the reducing thickness of the structural walls on the upper floors.
- There are architectural features and / or exposed pipes on external walls of some of the floors. For their locations, please refer to the latest approved building plans.
- Exposed or concealed common pipes are located at / adjacent to balcony and / or flat roof and / or utility platform and / or air-conditioning platform and / or external wall of some residential units. For their locations, please refer to the latest approved building plans and / or electrical and mechanical design drawings.
- Some residential units have ceiling bulkheads and / or sunken slab from unit above, for the air-conditioning system and / or electrical and mechanical services, located at living / dining room, bedrooms, corridor and / or kitchen.
- When showing a balcony or utility platform on this floor plan, a dotted line is used to demarcate the location of the external boundary of that balcony or (as the case may be) utility platform. There is a solid line outside that dotted line. The area between those two lines represents the architectural features or claddings outside that balcony or (as the case may be) utility platform.
- The dimensions of the floor plan are all in millimeter.
- Please refer to page 28 of this sales brochure for legend of the terms and abbreviations in studying the floor plans of residential properties in the Development.

備註:

- 因住宅物業的較高樓層的結構牆的厚度遞減，較高樓層的內部面積，一般比較低樓層的內部面積稍大。
- 部份樓層外牆範圍設有建築裝飾及/或外露喉管，其位置請參考最新批准的建築圖則。
- 部份住宅單位的露台及/或平台及/或工作平台及/或空調機平台及/或外牆設有外露及/或內藏之公用喉管，其位置請參考最新批准的建築圖則及/或機電設計圖。
- 部份住宅單位客/飯廳、睡房、走廊及/或廚房有假天花及/或上層單位之跌級樓板用以安裝空調系統及/或機電設備。
- 於本樓面平面圖顯示露台或工作平台時，該露台或（視屬何情況而定）工作平台之外部分界以虛線標出。該虛線外有一實線，該兩線間之範圍顯示該露台或（視屬何情況而定）工作平台以外之建築裝飾或覆蓋層。
- 平面圖之尺規所列數字以毫米標示。
- 請參閱本售樓說明書第 28 頁之圖例以協助閱讀此部分的發展項目的住宅物業的樓面平面圖及其顯示之名稱和簡稱。

Floor Plans of Residential Properties in the Phase of the Development

發展項目期數的住宅物業的樓面平面圖

Tower 6 15th Floor Plan
第六座十五樓平面圖



0M/米 5M/米
Scale:
比例

Floor Plans of Residential Properties in the Phase of the Development

發展項目期數的住宅物業的樓面平面圖

Tower 6 15th Floor Plan 第六座十五樓平面圖

	TOWER 座	FLOOR 樓層	UNIT 單位			
			A	B	C	D
Thickness of Floor Slab(excluding plaster) (mm) 樓板(不包括灰泥)的厚度(毫米)	Tower 6 第六座	15/F 十五樓	-	125	125	-
Floor-to-Floor Height (mm) 層與層之間的高度(毫米)			-	3150	3150	-

Remarks:

- The internal areas of the residential properties on the upper floors will generally be slightly larger than those on the lower floors because of the reducing thickness of the structural walls on the upper floors.
- There are architectural features and / or exposed pipes on external walls of some of the floors. For their locations, please refer to the latest approved building plans.
- Exposed or concealed common pipes are located at / adjacent to balcony and / or flat roof and / or utility platform and / or air-conditioning platform and / or external wall of some residential units. For their locations, please refer to the latest approved building plans and / or electrical and mechanical design drawings.
- Some residential units have ceiling bulkheads and / or sunken slab from unit above, for the air-conditioning system and / or electrical and mechanical services, located at living / dining room, bedrooms, corridor and / or kitchen.
- When showing a balcony or utility platform on this floor plan, a dotted line is used to demarcate the location of the external boundary of that balcony or (as the case may be) utility platform. There is a solid line outside that dotted line. The area between those two lines represents the architectural features or claddings outside that balcony or (as the case may be) utility platform.
- The dimensions of the floor plan are all in millimeter.
- Please refer to page 28 of this sales brochure for legend of the terms and abbreviations in studying the floor plans of residential properties in the Development.

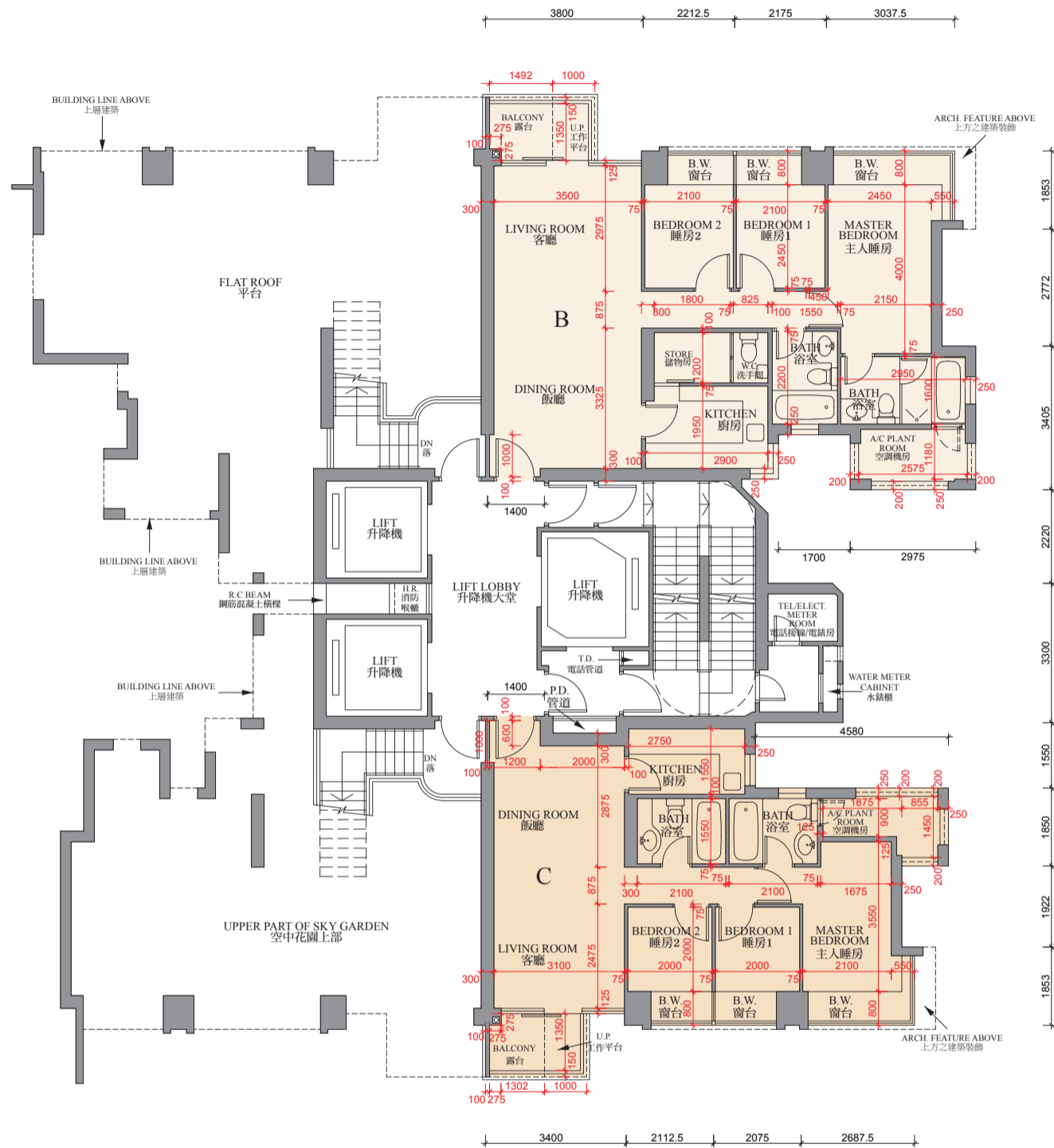
備註:

- 因住宅物業的較高樓層的結構牆的厚度遞減，較高樓層的內部面積，一般比較低樓層的內部面積稍大。
- 部份樓層外牆範圍設有建築裝飾及/或外露喉管，其位置請參考最新批准的建築圖則。
- 部份住宅單位的露台及/或平台及/或工作平台及/或空調機平台及/或外牆設有外露及/或內藏之公用喉管，其位置請參考最新批准的建築圖則及/或機電設計圖。
- 部份住宅單位客/飯廳、睡房、走廊及/或廚房有假天花及/或上層單位之跌級樓板用以安裝空調系統及/或機電設備。
- 於本樓面平面圖顯示露台或工作平台時，該露台或（視屬何情況而定）工作平台之外部分界以虛線標出。該虛線外有一實線，該兩線間之範圍顯示該露台或（視屬何情況而定）工作平台以外之建築裝飾或覆蓋層。
- 平面圖之尺規所列數字以毫米標示。
- 請參閱本售樓說明書第 28 頁之圖例以協助閱讀此部分的發展項目的住宅物業的樓面平面圖及其顯示之名稱和簡稱。

Floor Plans of Residential Properties in the Phase of the Development

發展項目期數的住宅物業的樓面平面圖

Tower 6 16th Floor Plan
第六座十六樓平面圖



0M/米 5M/米
Scale:
比例

Floor Plans of Residential Properties in the Phase of the Development

發展項目期數的住宅物業的樓面平面圖

Tower 6 16th Floor Plan 第六座十六樓平面圖

	TOWER 座	FLOOR 樓層	UNIT 單位			
			A	B	C	D
Thickness of Floor Slab(excluding plaster) (mm) 樓板(不包括灰泥)的厚度(毫米)	Tower 6 第六座	16/F 十六樓	-	125	125	-
Floor-to-Floor Height (mm) 層與層之間的高度(毫米)			-	3150	3150	-

Remarks:

- The internal areas of the residential properties on the upper floors will generally be slightly larger than those on the lower floors because of the reducing thickness of the structural walls on the upper floors.
- There are architectural features and / or exposed pipes on external walls of some of the floors. For their locations, please refer to the latest approved building plans.
- Exposed or concealed common pipes are located at / adjacent to balcony and / or flat roof and / or utility platform and / or air-conditioning platform and / or external wall of some residential units. For their locations, please refer to the latest approved building plans and / or electrical and mechanical design drawings.
- Some residential units have ceiling bulkheads and / or sunken slab from unit above, for the air-conditioning system and / or electrical and mechanical services, located at living / dining room, bedrooms, corridor and / or kitchen.
- When showing a balcony or utility platform on this floor plan, a dotted line is used to demarcate the location of the external boundary of that balcony or (as the case may be) utility platform. There is a solid line outside that dotted line. The area between those two lines represents the architectural features or claddings outside that balcony or (as the case may be) utility platform.
- The dimensions of the floor plan are all in millimeter.
- Please refer to page 28 of this sales brochure for legend of the terms and abbreviations in studying the floor plans of residential properties in the Development.

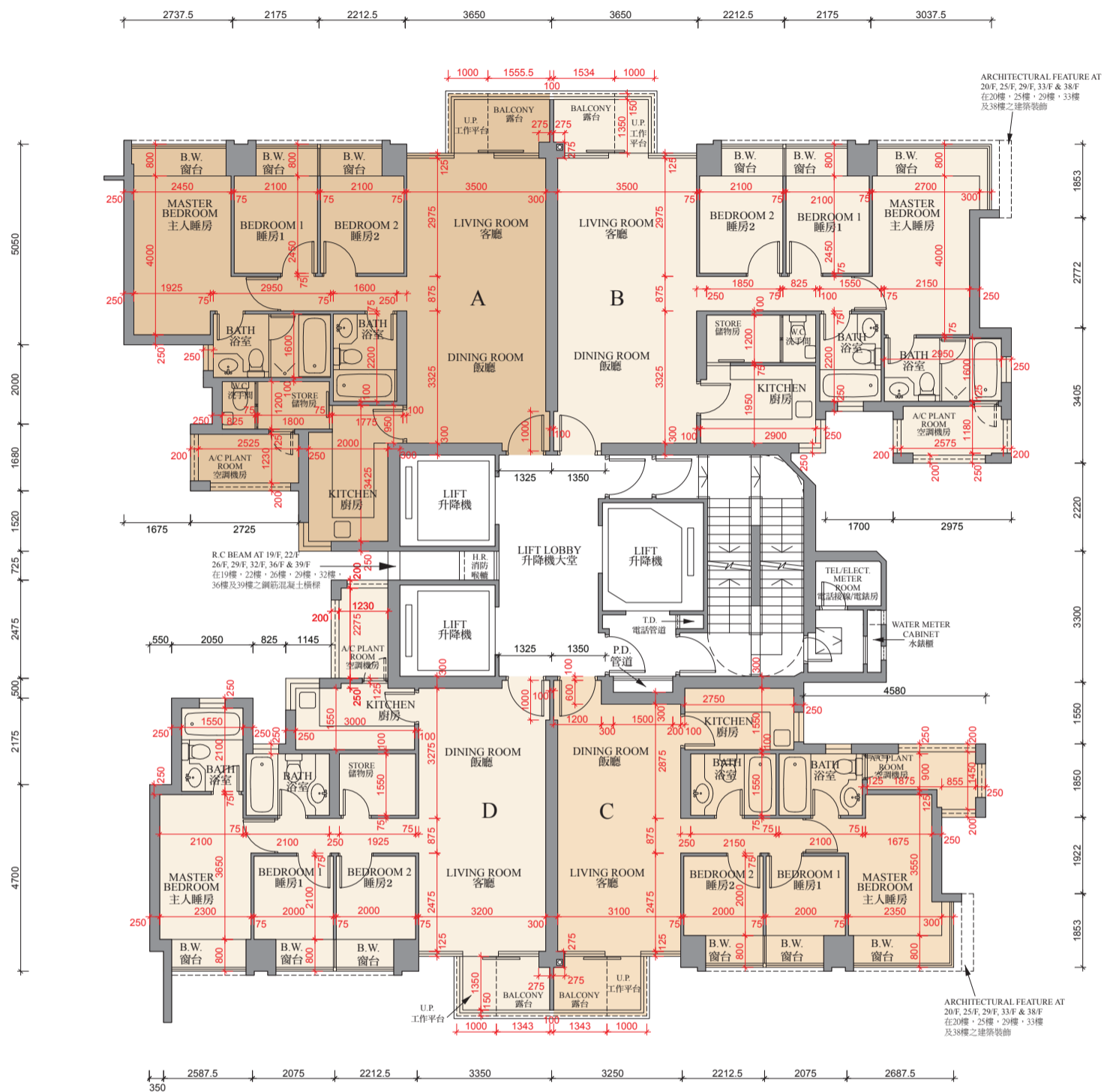
備註:

- 因住宅物業的較高樓層的結構牆的厚度遞減，較高樓層的內部面積，一般比較低樓層的內部面積稍大。
- 部份樓層外牆範圍設有建築裝飾及/或外露喉管，其位置請參考最新批准的建築圖則。
- 部份住宅單位的露台及/或平台及/或工作平台及/或空調機平台及/或外牆設有外露及/或內藏之公用喉管，其位置請參考最新批准的建築圖則及/或機電設計圖。
- 部份住宅單位客/飯廳、睡房、走廊及/或廚房有假天花及/或上層單位之跌級樓板用以安裝空調系統及/或機電設備。
- 於本樓面平面圖顯示露台或工作平台時，該露台或（視屬何情況而定）工作平台之外部分界以虛線標出。該虛線外有一實線，該兩線間之範圍顯示該露台或（視屬何情況而定）工作平台以外之建築裝飾或覆蓋層。
- 平面圖之尺規所列數字以毫米標示。
- 請參閱本售樓說明書第 28 頁之圖例以協助閱讀此部分的發展項目的住宅物業的樓面平面圖及其顯示之名稱和簡稱。

Floor Plans of Residential Properties in the Phase of the Development

發展項目期數的住宅物業的樓面平面圖

Tower 6 17th - 23rd, 25th, 27th - 33rd, 35th - 39th & 50th Floor Plan
 第六座十七樓至二十三樓、二十五樓、二十七樓至三十三樓、三十五樓至三十九樓及五十樓平面圖



Scale: 0M/米 5M/米
 比例

Floor Plans of Residential Properties in the Phase of the Development

發展項目期數的住宅物業的樓面平面圖

Tower 6 17th - 23rd, 25th, 27th - 33rd, 35th - 39th & 50th Floor Plan 第六座十七樓至二十三樓、二十五樓、二十七樓至三十三樓、三十五樓至三十九樓及五十樓平面圖

	TOWER 座	FLOOR 樓層	UNIT 單位			
			A	B	C	D
Thickness of Floor Slab(excluding plaster) (mm) 樓板(不包括灰泥)的厚度(毫米)	Tower 6 第六座	17/F - 23/F, 25/F, 27/F - 33/F, 35/F - 39/F, 50/F 十七樓至 二十三樓、 二十五樓、 二十七樓至 三十三樓、 三十五樓至 三十九樓、 五十樓	125	125	125	125
Floor-to-Floor Height (mm) 層與層之間的高度(毫米)			3150	3150	3150	3150

Remarks:

- The internal areas of the residential properties on the upper floors will generally be slightly larger than those on the lower floors because of the reducing thickness of the structural walls on the upper floors.
- There are architectural features and / or exposed pipes on external walls of some of the floors. For their locations, please refer to the latest approved building plans.
- Exposed or concealed common pipes are located at / adjacent to balcony and / or flat roof and / or utility platform and / or air-conditioning platform and / or external wall of some residential units. For their locations, please refer to the latest approved building plans and / or electrical and mechanical design drawings.
- Some residential units have ceiling bulkheads and / or sunken slab from unit above, for the air-conditioning system and / or electrical and mechanical services, located at living / dining room, bedrooms, corridor and / or kitchen.
- When showing a balcony or utility platform on this floor plan, a dotted line is used to demarcate the location of the external boundary of that balcony or (as the case may be) utility platform. There is a solid line outside that dotted line. The area between those two lines represents the architectural features or claddings outside that balcony or (as the case may be) utility platform.
- The dimensions of the floor plan are all in millimeter.
- Please refer to page 28 of this sales brochure for legend of the terms and abbreviations in studying the floor plans of residential properties in the Development.

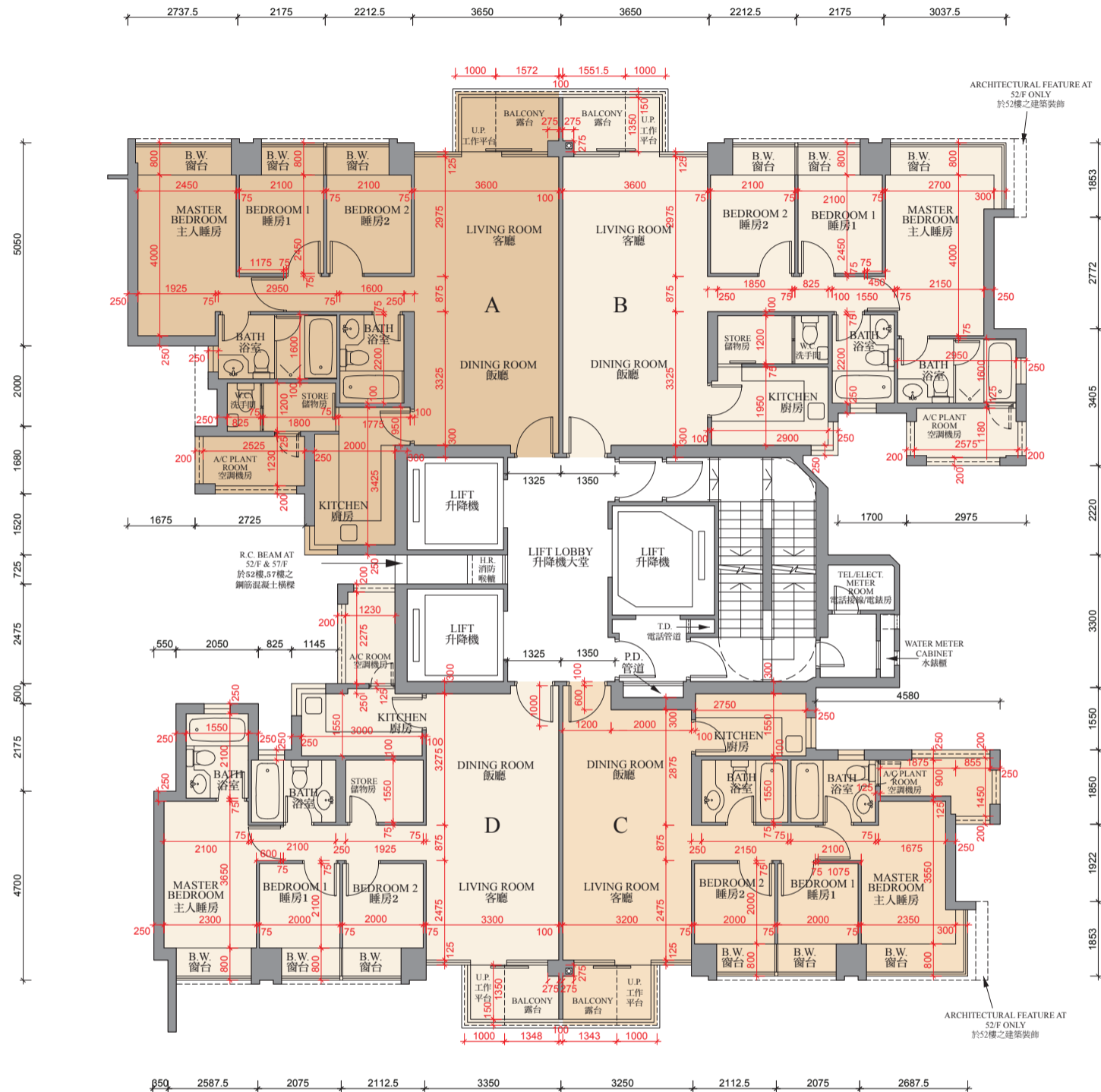
備註:

- 因住宅物業的較高樓層的結構牆的厚度遞減，較高樓層的內部面積，一般比較低樓層的內部面積稍大。
- 部份樓層外牆範圍設有建築裝飾及/或外露喉管，其位置請參考最新批准的建築圖則。
- 部份住宅單位的露台及/或平台及/或工作平台及/或空調機平台及/或外牆設有外露及/或內藏之公用喉管，其位置請參考最新批准的建築圖則及/或機電設計圖。
- 部份住宅單位客/飯廳、睡房、走廊及/或廚房有假天花及/或上層單位之跌級樓板用以安裝空調系統及/或機電設備。
- 於本樓面平面圖顯示露台或工作平台時，該露台或（視屬何情況而定）工作平台之外部分界以虛線標出。該虛線外有一實線，該兩線間之範圍顯示該露台或（視屬何情況而定）工作平台以外之建築裝飾或覆蓋層。
- 平面圖之尺規所列數字以毫米標示。
- 請參閱本售樓說明書第 28 頁之圖例以協助閱讀此部分的發展項目的住宅物業的樓面平面圖及其顯示之名稱和簡稱。

Floor Plans of Residential Properties in the Phase of the Development

發展項目期數的住宅物業的樓面平面圖

Tower 6 51st, 52nd, 55th - 57th Floor Plan
 第六座五十一樓、五十二樓、五十五樓至五十七樓平面圖



0M/米 5M/米
 Scale:
 比例

Floor Plans of Residential Properties in the Phase of the Development

發展項目期數的住宅物業的樓面平面圖

Tower 6 51st, 52nd, 55th - 57th Floor Plan

第六座五十一樓、五十二樓、五十五樓至五十七樓平面圖

	TOWER 座	FLOOR 樓層	UNIT 單位			
			A	B	C	D
Thickness of Floor Slab(excluding plaster) (mm) 樓板(不包括灰泥)的厚度(毫米)	Tower 6 第六座	51/F 五十一樓	125	125	125	125
Floor-to-Floor Height (mm) 層與層之間的高度(毫米)			3150	3150	3150	3150
Thickness of Floor Slab(excluding plaster) (mm) 樓板(不包括灰泥)的厚度(毫米)		52/F, 55/F, 56/F 五十二樓、 五十五樓、 五十六樓	125, 175	125, 175	125, 175	125, 175
Floor-to-Floor Height (mm) 層與層之間的高度(毫米)			3150	3150	3150	3150
Thickness of Floor Slab(excluding plaster) (mm) 樓板(不包括灰泥)的厚度(毫米)		57/F 五十七樓	125	125	125	125
Floor-to-Floor Height (mm) 層與層之間的高度(毫米)			3150	3150	3150	3150

Remarks:

- The internal areas of the residential properties on the upper floors will generally be slightly larger than those on the lower floors because of the reducing thickness of the structural walls on the upper floors.
- There are architectural features and / or exposed pipes on external walls of some of the floors. For their locations, please refer to the latest approved building plans.
- Exposed or concealed common pipes are located at / adjacent to balcony and / or flat roof and / or utility platform and / or air-conditioning platform and / or external wall of some residential units. For their locations, please refer to the latest approved building plans and / or electrical and mechanical design drawings.
- Some residential units have ceiling bulkheads and / or sunken slab from unit above, for the air-conditioning system and / or electrical and mechanical services, located at living / dining room, bedrooms, corridor and / or kitchen.
- When showing a balcony or utility platform on this floor plan, a dotted line is used to demarcate the location of the external boundary of that balcony or (as the case may be) utility platform. There is a solid line outside that dotted line. The area between those two lines represents the architectural features or claddings outside that balcony or (as the case may be) utility platform.
- The dimensions of the floor plan are all in millimeter.
- Please refer to page 28 of this sales brochure for legend of the terms and abbreviations in studying the floor plans of residential properties in the Development.

備註:

- 因住宅物業的較高樓層的結構牆的厚度遞減，較高樓層的內部面積，一般比較低樓層的內部面積稍大。
- 部份樓層外牆範圍設有建築裝飾及/或外露喉管，其位置請參考最新批准的建築圖則。
- 部份住宅單位的露台及/或平台及/或工作平台及/或空調機平台及/或外牆設有外露及/或內藏之公用喉管，其位置請參考最新批准的建築圖則及/或機電設計圖。
- 部份住宅單位客/飯廳、睡房、走廊及/或廚房有假天花及/或上層單位之跌級樓板用以安裝空調系統及/或機電設備。
- 於本樓面平面圖顯示露台或工作平台時，該露台或（視屬何情況而定）工作平台之外部分界以虛線標出。該虛線外有一實線，該兩線間之範圍顯示該露台或（視屬何情況而定）工作平台以外之建築裝飾或覆蓋層。
- 平面圖之尺規所列數字以毫米標示。
- 請參閱本售樓說明書第 28 頁之圖例以協助閱讀此部分的發展項目的住宅物業的樓面平面圖及其顯示之名稱和簡稱。

Floor Plans of Residential Properties in the Phase of the Development

發展項目期數的住宅物業的樓面平面圖

Tower 6 60th Floor Plan
第六座六十樓平面圖



Scale: 0M/米 5M/米
比例

Floor Plans of Residential Properties in the Phase of the Development

發展項目期數的住宅物業的樓面平面圖

Tower 6 60th Floor Plan 第六座六十樓平面圖

	TOWER 座	FLOOR 樓層	UNIT 單位			
			A	B	C	D
Thickness of Floor Slab(excluding plaster) (mm) 樓板(不包括灰泥)的厚度(毫米)	Tower 6 第六座	60/F 六十樓	125, 175	-	125, 150	125
Floor-to-Floor Height (mm) 層與層之間的高度(毫米)			3150	-	3150, 3175	3150

Remarks:

- The internal areas of the residential properties on the upper floors will generally be slightly larger than those on the lower floors because of the reducing thickness of the structural walls on the upper floors.
- There are architectural features and / or exposed pipes on external walls of some of the floors. For their locations, please refer to the latest approved building plans.
- Exposed or concealed common pipes are located at / adjacent to balcony and / or flat roof and / or utility platform and / or air-conditioning platform and / or external wall of some residential units. For their locations, please refer to the latest approved building plans and / or electrical and mechanical design drawings.
- Some residential units have ceiling bulkheads and / or sunken slab from unit above, for the air-conditioning system and / or electrical and mechanical services, located at living / dining room, bedrooms, corridor and / or kitchen.
- When showing a balcony or utility platform on this floor plan, a dotted line is used to demarcate the location of the external boundary of that balcony or (as the case may be) utility platform. There is a solid line outside that dotted line. The area between those two lines represents the architectural features or claddings outside that balcony or (as the case may be) utility platform.
- The dimensions of the floor plan are all in millimeter.
- Please refer to page 28 of this sales brochure for legend of the terms and abbreviations in studying the floor plans of residential properties in the Development.

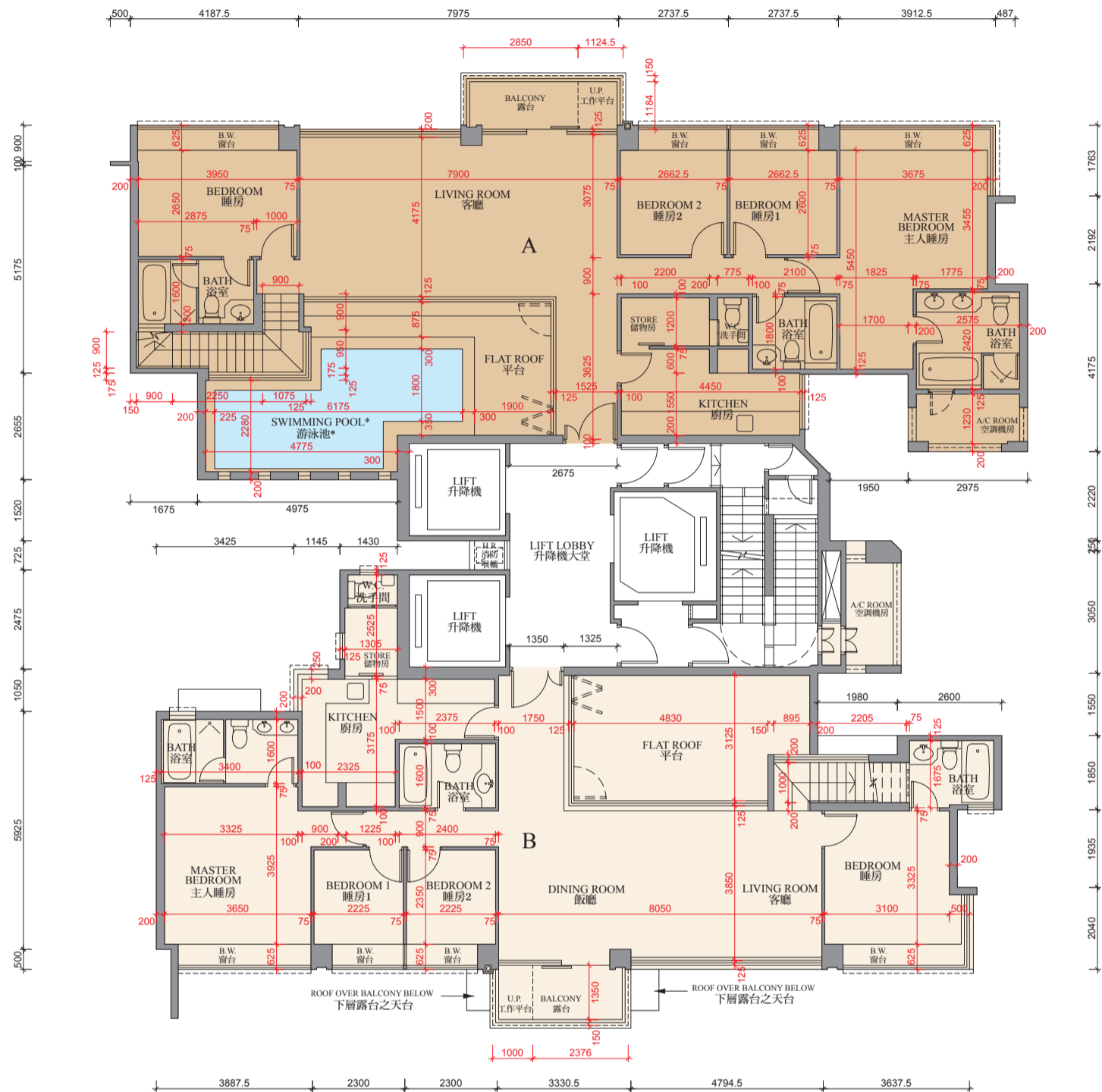
備註:

- 因住宅物業的較高樓層的結構牆的厚度遞減，較高樓層的內部面積，一般比較低樓層的內部面積稍大。
- 部份樓層外牆範圍設有建築裝飾及/或外露喉管，其位置請參考最新批准的建築圖則。
- 部份住宅單位的露台及/或平台及/或工作平台及/或空調機平台及/或外牆設有外露及/或內藏之公用喉管，其位置請參考最新批准的建築圖則及/或機電設計圖。
- 部份住宅單位客/飯廳、睡房、走廊及/或廚房有假天花及/或上層單位之跌級樓板用以安裝空調系統及/或機電設備。
- 於本樓面平面圖顯示露台或工作平台時，該露台或（視屬何情況而定）工作平台之外部分界以虛線標出。該虛線外有一實線，該兩線間之範圍顯示該露台或（視屬何情況而定）工作平台以外之建築裝飾或覆蓋層。
- 平面圖之尺規所列數字以毫米標示。
- 請參閱本售樓說明書第 28 頁之圖例以協助閱讀此部分的發展項目的住宅物業的樓面平面圖及其顯示之名稱和簡稱。

Floor Plans of Residential Properties in the Phase of the Development

發展項目期數的住宅物業的樓面平面圖

Tower 6 61st Floor Plan
第六座六十一樓平面圖



0M/米 5M/米
Scale:
比例

Floor Plans of Residential Properties in the Phase of the Development

發展項目期數的住宅物業的樓面平面圖

Tower 6 61st Floor Plan 第六座六十一樓平面圖

	TOWER 座	FLOOR 樓層	UNIT 單位	
			A	B
Thickness of Floor Slab(excluding plaster) (mm) 樓板(不包括灰泥)的厚度(毫米)	Tower 6 第六座	61/F 六十一樓	150, 175, 200	150, 175, 200
Floor-to-Floor Height (mm) 層與層之間的高度(毫米)			3500	3500

* A swimming pool is provided in the flat roof of this unit. The area of the flat roof specified in the section "Area of Residential Properties in the Development" includes the area of the swimming pool.

Remarks:

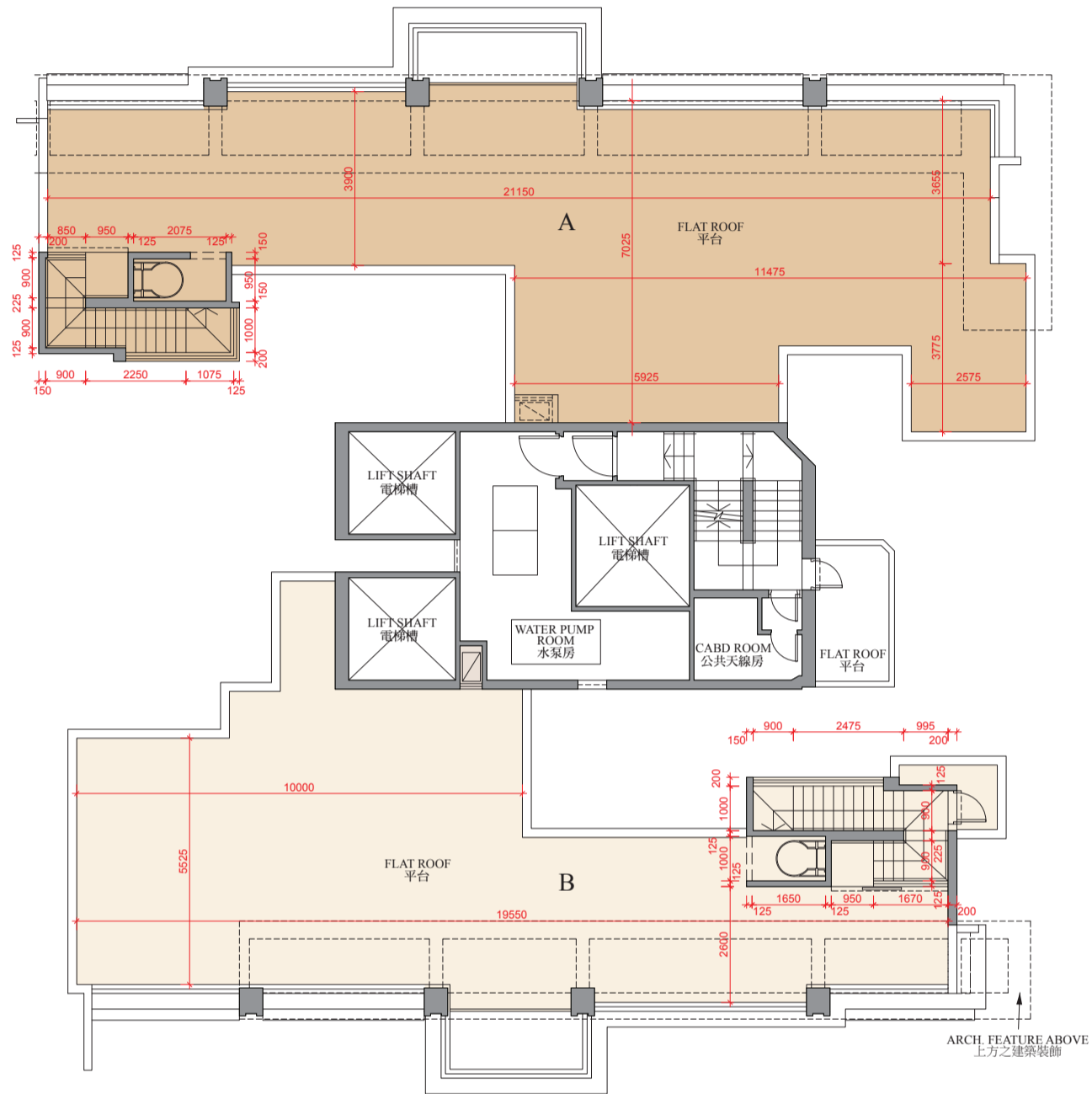
- The internal areas of the residential properties on the upper floors will generally be slightly larger than those on the lower floors because of the reducing thickness of the structural walls on the upper floors.
- There are architectural features and / or exposed pipes on external walls of some of the floors. For their locations, please refer to the latest approved building plans.
- Exposed or concealed common pipes are located at / adjacent to balcony and / or flat roof and / or utility platform and / or air-conditioning platform and / or external wall of some residential units. For their locations, please refer to the latest approved building plans and / or electrical and mechanical design drawings.
- Some residential units have ceiling bulkheads and / or sunken slab from unit above, for the air-conditioning system and / or electrical and mechanical services, located at living / dining room, bedrooms, corridor and / or kitchen.
- When showing a balcony or utility platform on this floor plan, a dotted line is used to demarcate the location of the external boundary of that balcony or (as the case may be) utility platform. There is a solid line outside that dotted line. The area between those two lines represents the architectural features or claddings outside that balcony or (as the case may be) utility platform.
- The dimensions of the floor plan are all in millimeter.
- Please refer to page 28 of this sales brochure for legend of the terms and abbreviations in studying the floor plans of residential properties in the Development.

* 此單位之平台內設有泳池。「發展項目中的住宅物業的面積」一節所列出該平台之面積包括平台內泳池之面積。

備註:

- 因住宅物業的較高樓層的結構牆的厚度遞減，較高樓層的內部面積，一般比較低樓層的內部面積稍大。
- 部份樓層外牆範圍設有建築裝飾及/或外露喉管，其位置請參考最新批准的建築圖則。
- 部份住宅單位的露台及/或平台及/或工作平台及/或空調機平台及/或外牆設有外露及/或內藏之公用喉管，其位置請參考最新批准的建築圖則及/或機電設計圖。
- 部份住宅單位客/飯廳、睡房、走廊及/或廚房有假天花及/或上層單位之跌級樓板用以安裝空調系統及/或機電設備。
- 於本樓面平面圖顯示露台或工作平台時，該露台或（視屬何情況而定）工作平台之外部分界以虛線標出。該虛線外有一實線，該兩線間之範圍顯示該露台或（視屬何情況而定）工作平台以外之建築裝飾或覆蓋層。
- 平面圖之尺規所列數字以毫米標示。
- 請參閱本售樓說明書第 28 頁之圖例以協助閱讀此部分的發展項目的住宅物業的樓面平面圖及其顯示之名稱和簡稱。

Tower 6 Roof Terrace Floor Plan
 第六座天台平面圖



0M/米 5M/米
 Scale:
 比例

Floor Plans of Residential Properties in the Phase of the Development

發展項目期數的住宅物業的樓面平面圖

Tower 6 Roof Terrace Floor Plan 第六座天台平面圖

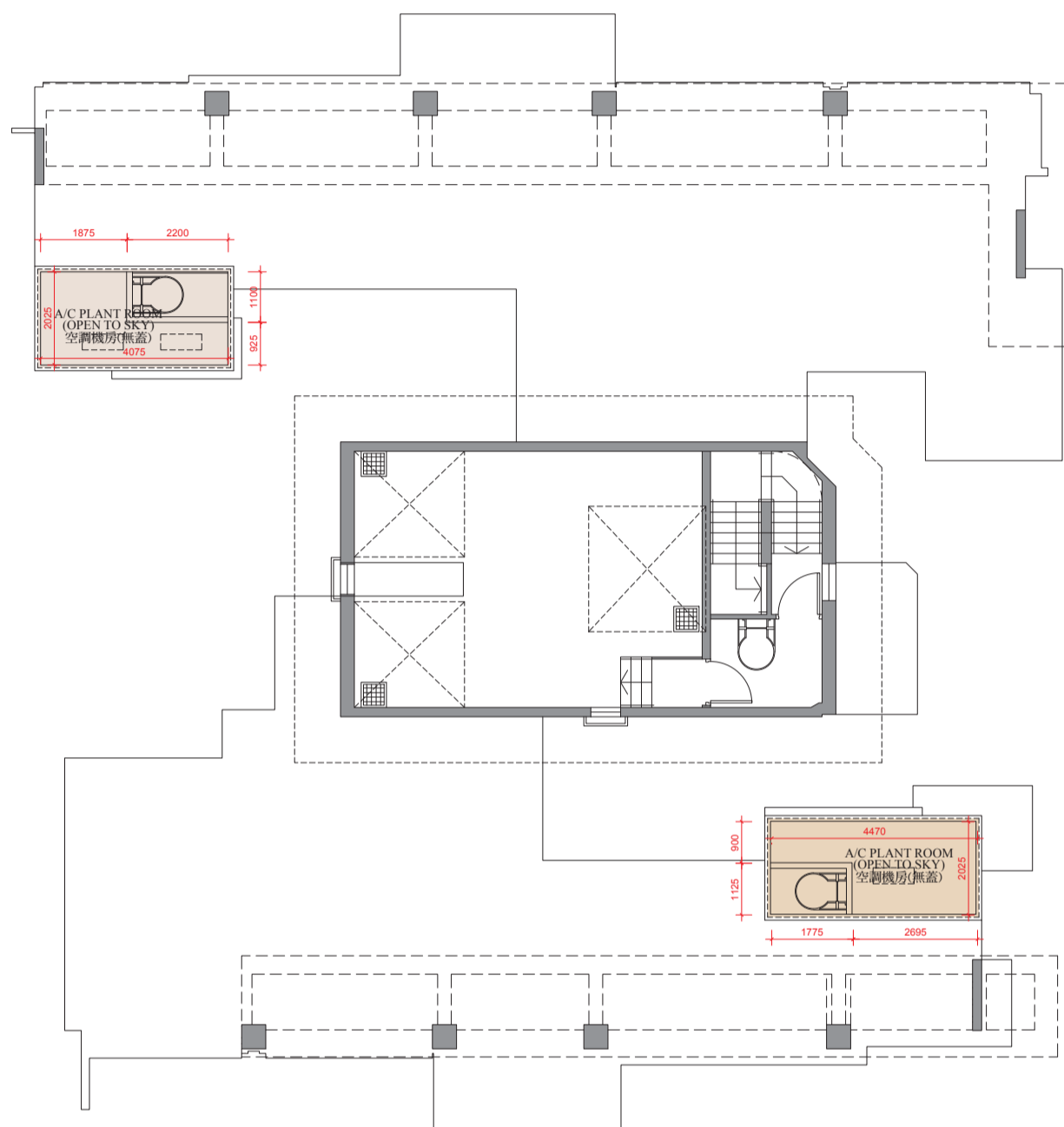
Remarks:

- The internal areas of the residential properties on the upper floors will generally be slightly larger than those on the lower floors because of the reducing thickness of the structural walls on the upper floors.
- There are architectural features and / or exposed pipes on external walls of some of the floors. For their locations, please refer to the latest approved building plans.
- Exposed or concealed common pipes are located at / adjacent to balcony and / or flat roof and / or utility platform and / or air-conditioning platform and / or external wall of some residential units. For their locations, please refer to the latest approved building plans and / or electrical and mechanical design drawings.
- Some residential units have ceiling bulkheads and / or sunken slab from unit above, for the air-conditioning system and / or electrical and mechanical services, located at living / dining room, bedrooms, corridor and / or kitchen.
- When showing a balcony or utility platform on this floor plan, a dotted line is used to demarcate the location of the external boundary of that balcony or (as the case may be) utility platform. There is a solid line outside that dotted line. The area between those two lines represents the architectural features or claddings outside that balcony or (as the case may be) utility platform.
- The dimensions of the floor plan are all in millimeter.
- Please refer to page 28 of this sales brochure for legend of the terms and abbreviations in studying the floor plans of residential properties in the Development.

備註:

- 因住宅物業的較高樓層的結構牆的厚度遞減，較高樓層的內部面積，一般比較低樓層的內部面積稍大。
- 部份樓層外牆範圍設有建築裝飾及/或外露喉管，其位置請參考最新批准的建築圖則。
- 部份住宅單位的露台及/或平台及/或工作平台及/或空調機平台及/或外牆設有外露及/或內藏之公用喉管，其位置請參考最新批准的建築圖則及/或機電設計圖。
- 部份住宅單位客/飯廳、睡房、走廊及/或廚房有假天花及/或上層單位之跌級樓板用以安裝空調系統及/或機電設備。
- 於本樓面平面圖顯示露台或工作平台時，該露台或（視屬何情況而定）工作平台之外部分界以虛線標出。該虛線外有一實線，該兩線間之範圍顯示該露台或（視屬何情況而定）工作平台以外之建築裝飾或覆蓋層。
- 平面圖之尺規所列數字以毫米標示。
- 請參閱本售樓說明書第 28 頁之圖例以協助閱讀此部分的發展項目的住宅物業的樓面平面圖及其顯示之名稱和簡稱。

Tower 6 Upper Roof Floor Plan
第六座上層天台平面圖



0M/米 5M/米
Scale: 
比例

Floor Plans of Residential Properties in the Phase of the Development

發展項目期數的住宅物業的樓面平面圖

Tower 6 Upper Roof Floor Plan 第六座上層天台平面圖

Remarks:

- The internal areas of the residential properties on the upper floors will generally be slightly larger than those on the lower floors because of the reducing thickness of the structural walls on the upper floors.
- There are architectural features and / or exposed pipes on external walls of some of the floors. For their locations, please refer to the latest approved building plans.
- Exposed or concealed common pipes are located at / adjacent to balcony and / or flat roof and / or utility platform and / or air-conditioning platform and / or external wall of some residential units. For their locations, please refer to the latest approved building plans and / or electrical and mechanical design drawings.
- Some residential units have ceiling bulkheads and / or sunken slab from unit above, for the air-conditioning system and / or electrical and mechanical services, located at living / dining room, bedrooms, corridor and / or kitchen.
- When showing a balcony or utility platform on this floor plan, a dotted line is used to demarcate the location of the external boundary of that balcony or (as the case may be) utility platform. There is a solid line outside that dotted line. The area between those two lines represents the architectural features or claddings outside that balcony or (as the case may be) utility platform.
- The dimensions of the floor plan are all in millimeter.
- Please refer to page 28 of this sales brochure for legend of the terms and abbreviations in studying the floor plans of residential properties in the Development.

備註:

- 因住宅物業的較高樓層的結構牆的厚度遞減，較高樓層的內部面積，一般比較低樓層的內部面積稍大。
- 部份樓層外牆範圍設有建築裝飾及/或外露喉管，其位置請參考最新批准的建築圖則。
- 部份住宅單位的露台及/或平台及/或工作平台及/或空調機平台及/或外牆設有外露及/或內藏之公用喉管，其位置請參考最新批准的建築圖則及/或機電設計圖。
- 部份住宅單位客/飯廳、睡房、走廊及/或廚房有假天花及/或上層單位之跌級樓板用以安裝空調系統及/或機電設備。
- 於本樓面平面圖顯示露台或工作平台時，該露台或（視屬何情況而定）工作平台之外部分界以虛線標出。該虛線外有一實線，該兩線間之範圍顯示該露台或（視屬何情況而定）工作平台以外之建築裝飾或覆蓋層。
- 平面圖之尺規所列數字以毫米標示。
- 請參閱本售樓說明書第 28 頁之圖例以協助閱讀此部分的發展項目的住宅物業的樓面平面圖及其顯示之名稱和簡稱。

Floor Plans of Residential Properties in the Phase of the Development

發展項目期數的住宅物業的樓面平面圖

Tower 7 5th Floor Plan
第七座五樓平面圖



Floor Plans of Residential Properties in the Phase of the Development

發展項目期數的住宅物業的樓面平面圖

Tower 7 5th Floor Plan 第七座五樓平面圖

	TOWER 座	FLOOR 樓層	UNIT 單位		
			A	B	C
Thickness of Floor Slab(excluding plaster) (mm) 樓板(不包括灰泥)的厚度(毫米)	Tower 7 第七座	5/F 五樓	125	125	125
Floor-to-Floor Height (mm) 層與層之間的高度(毫米)			3150	3150	3150

Remarks:

- The internal areas of the residential properties on the upper floors will generally be slightly larger than those on the lower floors because of the reducing thickness of the structural walls on the upper floors.
- There are architectural features and / or exposed pipes on external walls of some of the floors. For their locations, please refer to the latest approved building plans.
- Exposed or concealed common pipes are located at / adjacent to balcony and / or flat roof and / or utility platform and / or air-conditioning platform and / or external wall of some residential units. For their locations, please refer to the latest approved building plans and / or electrical and mechanical design drawings.
- Some residential units have ceiling bulkheads and / or sunken slab from unit above, for the air-conditioning system and / or electrical and mechanical services, located at living / dining room, bedrooms, corridor and / or kitchen.
- When showing a balcony or utility platform on this floor plan, a dotted line is used to demarcate the location of the external boundary of that balcony or (as the case may be) utility platform. There is a solid line outside that dotted line. The area between those two lines represents the architectural features or claddings outside that balcony or (as the case may be) utility platform.
- The dimensions of the floor plan are all in millimeter.
- Please refer to page 28 of this sales brochure for legend of the terms and abbreviations in studying the floor plans of residential properties in the Development.

備註:

- 因住宅物業的較高樓層的結構牆的厚度遞減，較高樓層的內部面積，一般比較低樓層的內部面積稍大。
- 部份樓層外牆範圍設有建築裝飾及/或外露喉管，其位置請參考最新批准的建築圖則。
- 部份住宅單位的露台及/或平台及/或工作平台及/或空調機平台及/或外牆設有外露及/或內藏之公用喉管，其位置請參考最新批准的建築圖則及/或機電設計圖。
- 部份住宅單位客/飯廳、睡房、走廊及/或廚房有假天花及/或上層單位之跌級樓板用以安裝空調系統及/或機電設備。
- 於本樓面平面圖顯示露台或工作平台時，該露台或（視屬何情況而定）工作平台之外部分界以虛線標出。該虛線外有一實線，該兩線間之範圍顯示該露台或（視屬何情況而定）工作平台以外之建築裝飾或覆蓋層。
- 平面圖之尺規所列數字以毫米標示。
- 請參閱本售樓說明書第 28 頁之圖例以協助閱讀此部分的發展項目的住宅物業的樓面平面圖及其顯示之名稱和簡稱。

Floor Plans of Residential Properties in the Phase of the Development

發展項目期數的住宅物業的樓面平面圖

Tower 7 6th - 12th Floor Plan
第七座六至十二樓平面圖



0M/米 5M/米
Scale:
比例

Floor Plans of Residential Properties in the Phase of the Development

發展項目期數的住宅物業的樓面平面圖

Tower 7 6th - 12th Floor Plan 第七座六至十二樓平面圖

	TOWER 座	FLOOR 樓層	UNIT 單位		
			A	B	C
Thickness of Floor Slab(excluding plaster) (mm) 樓板(不包括灰泥)的厚度(毫米)	Tower 7 第七座	6/F - 11/F 六樓至 十一樓	125	125	125
Floor-to-Floor Height (mm) 層與層之間的高度(毫米)			3150	3150	3150
Thickness of Floor Slab(excluding plaster) (mm) 樓板(不包括灰泥)的厚度(毫米)		12/F 十二樓	125	150	125
Floor-to-Floor Height (mm) 層與層之間的高度(毫米)			3150	3175	3150

Remarks:

- The internal areas of the residential properties on the upper floors will generally be slightly larger than those on the lower floors because of the reducing thickness of the structural walls on the upper floors.
- There are architectural features and / or exposed pipes on external walls of some of the floors. For their locations, please refer to the latest approved building plans.
- Exposed or concealed common pipes are located at / adjacent to balcony and / or flat roof and / or utility platform and / or air-conditioning platform and / or external wall of some residential units. For their locations, please refer to the latest approved building plans and / or electrical and mechanical design drawings.
- Some residential units have ceiling bulkheads and / or sunken slab from unit above, for the air-conditioning system and / or electrical and mechanical services, located at living / dining room, bedrooms, corridor and / or kitchen.
- When showing a balcony or utility platform on this floor plan, a dotted line is used to demarcate the location of the external boundary of that balcony or (as the case may be) utility platform. There is a solid line outside that dotted line. The area between those two lines represents the architectural features or claddings outside that balcony or (as the case may be) utility platform.
- The dimensions of the floor plan are all in millimeter.
- Please refer to page 28 of this sales brochure for legend of the terms and abbreviations in studying the floor plans of residential properties in the Development.

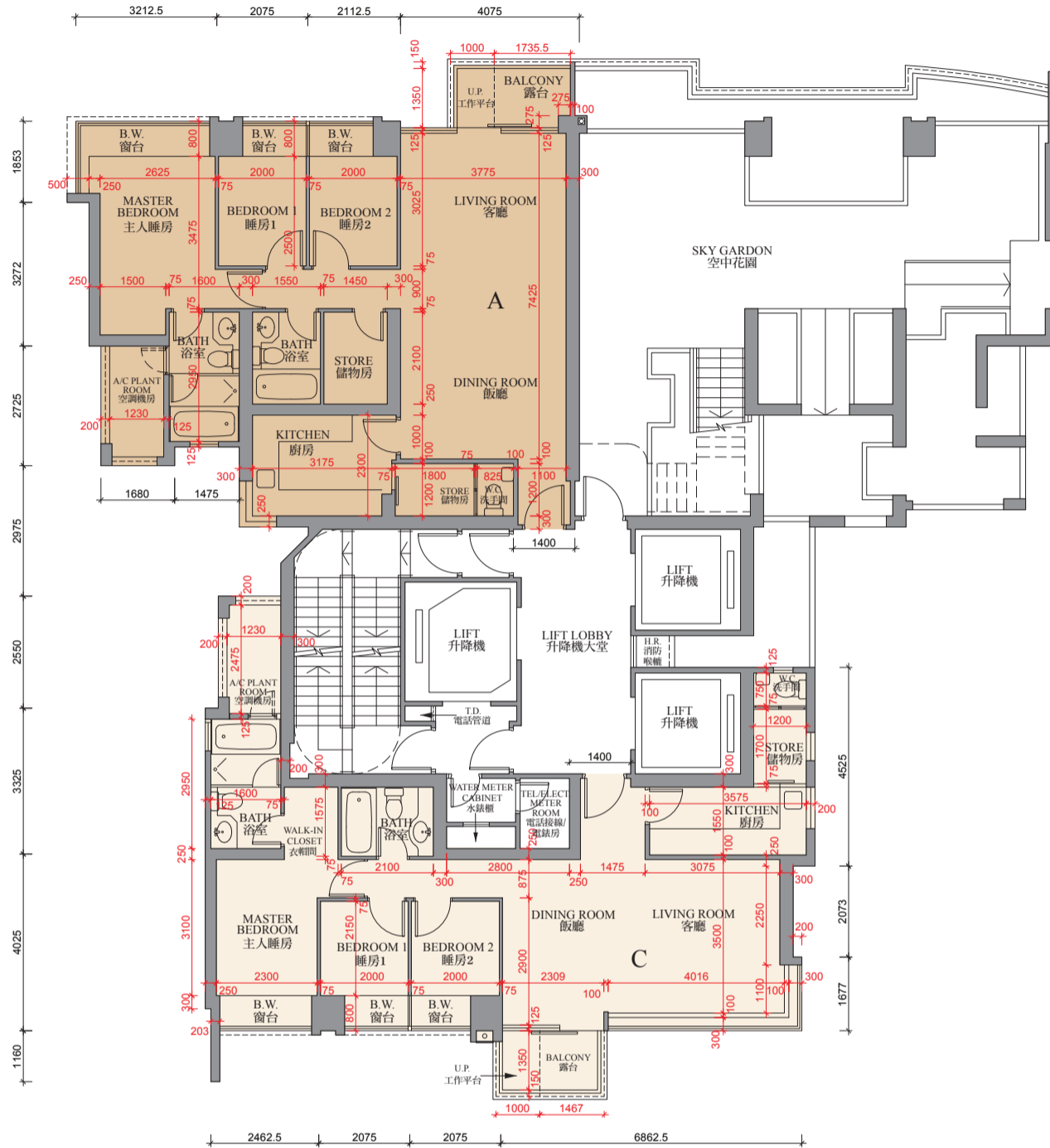
備註:

- 因住宅物業的較高樓層的結構牆的厚度遞減，較高樓層的內部面積，一般比較低樓層的內部面積稍大。
- 部份樓層外牆範圍設有建築裝飾及/或外露喉管，其位置請參考最新批准的建築圖則。
- 部份住宅單位的露台及/或平台及/或工作平台及/或空調機平台及/或外牆設有外露及/或內藏之公用喉管，其位置請參考最新批准的建築圖則及/或機電設計圖。
- 部份住宅單位客/飯廳、睡房、走廊及/或廚房有假天花及/或上層單位之跌級樓板用以安裝空調系統及/或機電設備。
- 於本樓面平面圖顯示露台或工作平台時，該露台或（視屬何情況而定）工作平台之外部分界以虛線標出。該虛線外有一實線，該兩線間之範圍顯示該露台或（視屬何情況而定）工作平台以外之建築裝飾或覆蓋層。
- 平面圖之尺規所列數字以毫米標示。
- 請參閱本售樓說明書第 28 頁之圖例以協助閱讀此部分的發展項目的住宅物業的樓面平面圖及其顯示之名稱和簡稱。

Floor Plans of Residential Properties in the Phase of the Development

發展項目期數的住宅物業的樓面平面圖

Tower 7 15th Floor Plan
第七座十五樓平面圖



0M/米 5M/米
Scale:
比例

Floor Plans of Residential Properties in the Phase of the Development

發展項目期數的住宅物業的樓面平面圖

Tower 7 15th Floor Plan 第七座十五樓平面圖

	TOWER 座	FLOOR 樓層	UNIT 單位		
			A	B	C
Thickness of Floor Slab(excluding plaster) (mm) 樓板(不包括灰泥)的厚度(毫米)	Tower 7 第七座	15/F 十五樓	125	-	125
Floor-to-Floor Height (mm) 層與層之間的高度(毫米)			3150	-	3150

Remarks:

- The internal areas of the residential properties on the upper floors will generally be slightly larger than those on the lower floors because of the reducing thickness of the structural walls on the upper floors.
- There are architectural features and / or exposed pipes on external walls of some of the floors. For their locations, please refer to the latest approved building plans.
- Exposed or concealed common pipes are located at / adjacent to balcony and / or flat roof and / or utility platform and / or air-conditioning platform and / or external wall of some residential units. For their locations, please refer to the latest approved building plans and / or electrical and mechanical design drawings.
- Some residential units have ceiling bulkheads and / or sunken slab from unit above, for the air-conditioning system and / or electrical and mechanical services, located at living / dining room, bedrooms, corridor and / or kitchen.
- When showing a balcony or utility platform on this floor plan, a dotted line is used to demarcate the location of the external boundary of that balcony or (as the case may be) utility platform. There is a solid line outside that dotted line. The area between those two lines represents the architectural features or claddings outside that balcony or (as the case may be) utility platform.
- The dimensions of the floor plan are all in millimeter.
- Please refer to page 28 of this sales brochure for legend of the terms and abbreviations in studying the floor plans of residential properties in the Development.

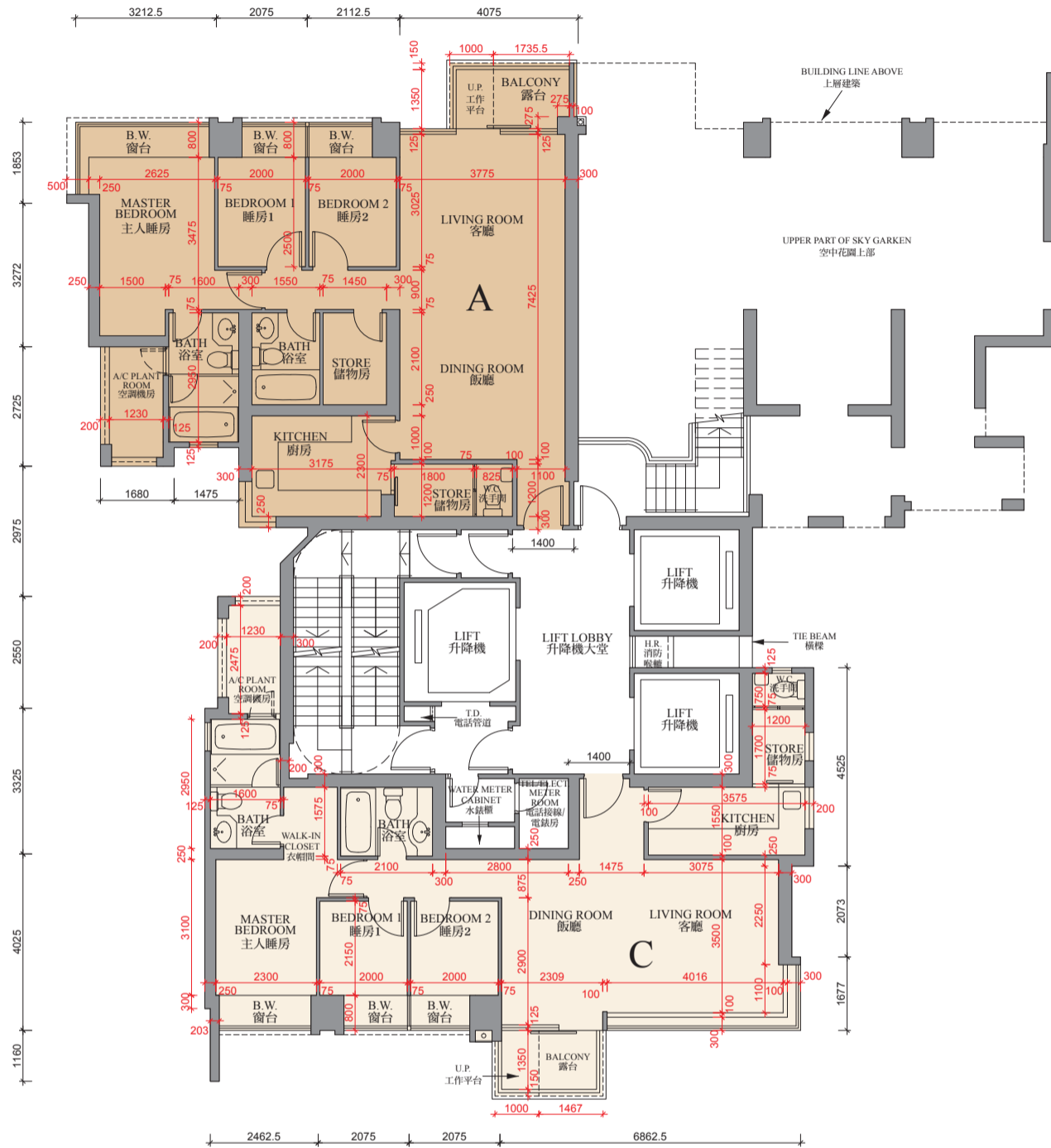
備註:

- 因住宅物業的較高樓層的結構牆的厚度遞減，較高樓層的內部面積，一般比較低樓層的內部面積稍大。
- 部份樓層外牆範圍設有建築裝飾及/或外露喉管，其位置請參考最新批准的建築圖則。
- 部份住宅單位的露台及/或平台及/或工作平台及/或空調機平台及/或外牆設有外露及/或內藏之公用喉管，其位置請參考最新批准的建築圖則及/或機電設計圖。
- 部份住宅單位客/飯廳、睡房、走廊及/或廚房有假天花及/或上層單位之跌級樓板用以安裝空調系統及/或機電設備。
- 於本樓面平面圖顯示露台或工作平台時，該露台或（視屬何情況而定）工作平台之外部分界以虛線標出。該虛線外有一實線，該兩線間之範圍顯示該露台或（視屬何情況而定）工作平台以外之建築裝飾或覆蓋層。
- 平面圖之尺規所列數字以毫米標示。
- 請參閱本售樓說明書第 28 頁之圖例以協助閱讀此部分的發展項目的住宅物業的樓面平面圖及其顯示之名稱和簡稱。

Floor Plans of Residential Properties in the Phase of the Development

發展項目期數的住宅物業的樓面平面圖

Tower 7 16th Floor Plan
第七座十六樓平面圖



0M/米 5M/米
Scale:
比例

Floor Plans of Residential Properties in the Phase of the Development

發展項目期數的住宅物業的樓面平面圖

Tower 7 16th Floor Plan 第七座十六樓平面圖

	TOWER 座	FLOOR 樓層	UNIT 單位		
			A	B	C
Thickness of Floor Slab(excluding plaster) (mm) 樓板(不包括灰泥)的厚度(毫米)	Tower 7 第七座	16/F 十六樓	125	-	125
Floor-to-Floor Height (mm) 層與層之間的高度(毫米)			3150	-	3150

Remarks:

- The internal areas of the residential properties on the upper floors will generally be slightly larger than those on the lower floors because of the reducing thickness of the structural walls on the upper floors.
- There are architectural features and / or exposed pipes on external walls of some of the floors. For their locations, please refer to the latest approved building plans.
- Exposed or concealed common pipes are located at / adjacent to balcony and / or flat roof and / or utility platform and / or air-conditioning platform and / or external wall of some residential units. For their locations, please refer to the latest approved building plans and / or electrical and mechanical design drawings.
- Some residential units have ceiling bulkheads and / or sunken slab from unit above, for the air-conditioning system and / or electrical and mechanical services, located at living / dining room, bedrooms, corridor and / or kitchen.
- When showing a balcony or utility platform on this floor plan, a dotted line is used to demarcate the location of the external boundary of that balcony or (as the case may be) utility platform. There is a solid line outside that dotted line. The area between those two lines represents the architectural features or claddings outside that balcony or (as the case may be) utility platform.
- The dimensions of the floor plan are all in millimeter.
- Please refer to page 28 of this sales brochure for legend of the terms and abbreviations in studying the floor plans of residential properties in the Development.

備註:

- 因住宅物業的較高樓層的結構牆的厚度遞減，較高樓層的內部面積，一般比較低樓層的內部面積稍大。
- 部份樓層外牆範圍設有建築裝飾及/或外露喉管，其位置請參考最新批准的建築圖則。
- 部份住宅單位的露台及/或平台及/或工作平台及/或空調機平台及/或外牆設有外露及/或內藏之公用喉管，其位置請參考最新批准的建築圖則及/或機電設計圖。
- 部份住宅單位客/飯廳、睡房、走廊及/或廚房有假天花及/或上層單位之跌級樓板用以安裝空調系統及/或機電設備。
- 於本樓面平面圖顯示露台或工作平台時，該露台或（視屬何情況而定）工作平台之外部分界以虛線標出。該虛線外有一實線，該兩線間之範圍顯示該露台或（視屬何情況而定）工作平台以外之建築裝飾或覆蓋層。
- 平面圖之尺規所列數字以毫米標示。
- 請參閱本售樓說明書第 28 頁之圖例以協助閱讀此部分的發展項目的住宅物業的樓面平面圖及其顯示之名稱和簡稱。

Floor Plans of Residential Properties in the Phase of the Development

發展項目期數的住宅物業的樓面平面圖

Tower 7 17th - 23rd, 25th, 27th - 33rd, 35th - 39th & 50th Floor Plan
 第七座十七樓至二十三樓、二十五樓、二十七樓至三十三樓、三十五樓至三十九樓及五十樓平面圖



0M/米 5M/米
 Scale:
 比例

Floor Plans of Residential Properties in the Phase of the Development

發展項目期數的住宅物業的樓面平面圖

Tower 7 17th - 23rd, 25th, 27th - 33rd, 35th - 39th & 50th Floor Plan

第七座十七樓至二十三樓、二十五樓、二十七樓至三十三樓、三十五樓至三十九樓及五十樓平面圖

	TOWER 座	FLOOR 樓層	UNIT 單位		
			A	B	C
Thickness of Floor Slab(excluding plaster) (mm) 樓板(不包括灰泥)的厚度(毫米)	Tower 7 第七座	17/F - 23/F, 25/F, 27/F -33/F, 35/F - 39/F, 50/F 十七樓至 二十三樓、 二十五樓、 二十七樓至 三十三樓、 三十五樓至 三十九樓、 五十樓	125	125	125
Floor-to-Floor Height (mm) 層與層之間的高度(毫米)			3150	3150	3150

Remarks:

- The internal areas of the residential properties on the upper floors will generally be slightly larger than those on the lower floors because of the reducing thickness of the structural walls on the upper floors.
- There are architectural features and / or exposed pipes on external walls of some of the floors. For their locations, please refer to the latest approved building plans.
- Exposed or concealed common pipes are located at / adjacent to balcony and / or flat roof and / or utility platform and / or air-conditioning platform and / or external wall of some residential units. For their locations, please refer to the latest approved building plans and / or electrical and mechanical design drawings.
- Some residential units have ceiling bulkheads and / or sunken slab from unit above, for the air-conditioning system and / or electrical and mechanical services, located at living / dining room, bedrooms, corridor and / or kitchen.
- When showing a balcony or utility platform on this floor plan, a dotted line is used to demarcate the location of the external boundary of that balcony or (as the case may be) utility platform. There is a solid line outside that dotted line. The area between those two lines represents the architectural features or claddings outside that balcony or (as the case may be) utility platform.
- The dimensions of the floor plan are all in millimeter.
- Please refer to page 28 of this sales brochure for legend of the terms and abbreviations in studying the floor plans of residential properties in the Development.

備註:

- 因住宅物業的較高樓層的結構牆的厚度遞減，較高樓層的內部面積，一般比較低樓層的內部面積稍大。
- 部份樓層外牆範圍設有建築裝飾及/或外露喉管，其位置請參考最新批准的建築圖則。
- 部份住宅單位的露台及/或平台及/或工作平台及/或空調機平台及/或外牆設有外露及/或內藏之公用喉管，其位置請參考最新批准的建築圖則及/或機電設計圖。
- 部份住宅單位客/飯廳、睡房、走廊及/或廚房有假天花及/或上層單位之跌級樓板用以安裝空調系統及/或機電設備。
- 於本樓面平面圖顯示露台或工作平台時，該露台或（視屬何情況而定）工作平台之外部分界以虛線標出。該虛線外有一實線，該兩線間之範圍顯示該露台或（視屬何情況而定）工作平台以外之建築裝飾或覆蓋層。
- 平面圖之尺規所列數字以毫米標示。
- 請參閱本售樓說明書第 28 頁之圖例以協助閱讀此部分的發展項目的住宅物業的樓面平面圖及其顯示之名稱和簡稱。

Floor Plans of Residential Properties in the Phase of the Development

發展項目期數的住宅物業的樓面平面圖

Tower 7 51st, 52nd & 55th - 57th Floor Plan
第七座五十一樓、五十二樓及五十五樓至五十七樓平面圖



0M/米 5M/米
Scale:
比例

Floor Plans of Residential Properties in the Phase of the Development

發展項目期數的住宅物業的樓面平面圖

Tower 7 51st, 52nd & 55th - 57th Floor Plan 第七座五十一樓、五十二樓及五十五樓至五十七樓平面圖

	TOWER 座	FLOOR 樓層	UNIT 單位		
			A	B	C
Thickness of Floor Slab(excluding plaster) (mm) 樓板(不包括灰泥)的厚度(毫米)	Tower 7 第七座	51/F 五十一樓	125	125	125
Floor-to-Floor Height (mm) 層與層之間的高度(毫米)			3150	3150	3150
Thickness of Floor Slab(excluding plaster) (mm) 樓板(不包括灰泥)的厚度(毫米)		52/F, 55/F, 56/F 五十二樓、 五十五樓、 五十六樓	125, 200	125, 200	125
Floor-to-Floor Height (mm) 層與層之間的高度(毫米)			3150	3150	3150
Thickness of Floor Slab(excluding plaster) (mm) 樓板(不包括灰泥)的厚度(毫米)		57/F 五十七樓	125	125	125
Floor-to-Floor Height (mm) 層與層之間的高度(毫米)			3150	3150	3150

Remarks:

- The internal areas of the residential properties on the upper floors will generally be slightly larger than those on the lower floors because of the reducing thickness of the structural walls on the upper floors.
- There are architectural features and / or exposed pipes on external walls of some of the floors. For their locations, please refer to the latest approved building plans.
- Exposed or concealed common pipes are located at / adjacent to balcony and / or flat roof and / or utility platform and / or air-conditioning platform and / or external wall of some residential units. For their locations, please refer to the latest approved building plans and / or electrical and mechanical design drawings.
- Some residential units have ceiling bulkheads and / or sunken slab from unit above, for the air-conditioning system and / or electrical and mechanical services, located at living / dining room, bedrooms, corridor and / or kitchen.
- When showing a balcony or utility platform on this floor plan, a dotted line is used to demarcate the location of the external boundary of that balcony or (as the case may be) utility platform. There is a solid line outside that dotted line. The area between those two lines represents the architectural features or claddings outside that balcony or (as the case may be) utility platform.
- The dimensions of the floor plan are all in millimeter.
- Please refer to page 28 of this sales brochure for legend of the terms and abbreviations in studying the floor plans of residential properties in the Development.

備註:

- 因住宅物業的較高樓層的結構牆的厚度遞減，較高樓層的內部面積，一般比較低樓層的內部面積稍大。
- 部份樓層外牆範圍設有建築裝飾及/或外露喉管，其位置請參考最新批准的建築圖則。
- 部份住宅單位的露台及/或平台及/或工作平台及/或空調機平台及/或外牆設有外露及/或內藏之公用喉管，其位置請參考最新批准的建築圖則及/或機電設計圖。
- 部份住宅單位客/飯廳、睡房、走廊及/或廚房有假天花及/或上層單位之跌級樓板用以安裝空調系統及/或機電設備。
- 於本樓面平面圖顯示露台或工作平台時，該露台或（視屬何情況而定）工作平台之外部分界以虛線標出。該虛線外有一實線，該兩線間之範圍顯示該露台或（視屬何情況而定）工作平台以外之建築裝飾或覆蓋層。
- 平面圖之尺規所列數字以毫米標示。
- 請參閱本售樓說明書第 28 頁之圖例以協助閱讀此部分的發展項目的住宅物業的樓面平面圖及其顯示之名稱和簡稱。

Floor Plans of Residential Properties in the Phase of the Development

發展項目期數的住宅物業的樓面平面圖

Tower 7 60th Floor Plan
第七座六十樓平面圖



0M/米 5M/米
Scale:
比例

Floor Plans of Residential Properties in the Phase of the Development

發展項目期數的住宅物業的樓面平面圖

Tower 7 60th Floor Plan 第七座六十樓平面圖

	TOWER 座	FLOOR 樓層	UNIT 單位	
			A	B
Thickness of Floor Slab(excluding plaster) (mm) 樓板(不包括灰泥)的厚度(毫米)	Tower 7 第七座	60/F 六十樓	125, 200	125
Floor-to-Floor Height (mm) 層與層之間的高度(毫米)			3150	3150

Remarks:

- The internal areas of the residential properties on the upper floors will generally be slightly larger than those on the lower floors because of the reducing thickness of the structural walls on the upper floors.
- There are architectural features and / or exposed pipes on external walls of some of the floors. For their locations, please refer to the latest approved building plans.
- Exposed or concealed common pipes are located at / adjacent to balcony and / or flat roof and / or utility platform and / or air-conditioning platform and / or external wall of some residential units. For their locations, please refer to the latest approved building plans and / or electrical and mechanical design drawings.
- Some residential units have ceiling bulkheads and / or sunken slab from unit above, for the air-conditioning system and / or electrical and mechanical services, located at living / dining room, bedrooms, corridor and / or kitchen.
- When showing a balcony or utility platform on this floor plan, a dotted line is used to demarcate the location of the external boundary of that balcony or (as the case may be) utility platform. There is a solid line outside that dotted line. The area between those two lines represents the architectural features or claddings outside that balcony or (as the case may be) utility platform.
- The dimensions of the floor plan are all in millimeter.
- Please refer to page 28 of this sales brochure for legend of the terms and abbreviations in studying the floor plans of residential properties in the Development.

備註:

- 因住宅物業的較高樓層的結構牆的厚度遞減，較高樓層的內部面積，一般比較低樓層的內部面積稍大。
- 部份樓層外牆範圍設有建築裝飾及/或外露喉管，其位置請參考最新批准的建築圖則。
- 部份住宅單位的露台及/或平台及/或工作平台及/或空調機平台及/或外牆設有外露及/或內藏之公用喉管，其位置請參考最新批准的建築圖則及/或機電設計圖。
- 部份住宅單位客/飯廳、睡房、走廊及/或廚房有假天花及/或上層單位之跌級樓板用以安裝空調系統及/或機電設備。
- 於本樓面平面圖顯示露台或工作平台時，該露台或（視屬何情況而定）工作平台之外部分界以虛線標出。該虛線外有一實線，該兩線間之範圍顯示該露台或（視屬何情況而定）工作平台以外之建築裝飾或覆蓋層。
- 平面圖之尺規所列數字以毫米標示。
- 請參閱本售樓說明書第 28 頁之圖例以協助閱讀此部分的發展項目的住宅物業的樓面平面圖及其顯示之名稱和簡稱。

Floor Plans of Residential Properties in the Phase of the Development

發展項目期數的住宅物業的樓面平面圖

Tower 7 61st Floor Plan
第七座六十一樓平面圖



Scale: 0M/米 5M/米
比例

Floor Plans of Residential Properties in the Phase of the Development

發展項目期數的住宅物業的樓面平面圖

Tower 7 61st Floor Plan 第七座六十一樓平面圖

	TOWER 座	FLOOR 樓層	UNIT 單位	
			A	B
Thickness of Floor Slab(excluding plaster) (mm) 樓板(不包括灰泥)的厚度(毫米)	Tower 7 第七座	61/F 六十一樓	150, 200	150, 200
Floor-to-Floor Height (mm) 層與層之間的高度(毫米)			3500	3500

* A swimming pool is provided in the flat roof of this unit. The area of the flat roof specified in the section "Area of Residential Properties in the Development" includes the area of the swimming pool.

Remarks:

- The internal areas of the residential properties on the upper floors will generally be slightly larger than those on the lower floors because of the reducing thickness of the structural walls on the upper floors.
- There are architectural features and / or exposed pipes on external walls of some of the floors. For their locations, please refer to the latest approved building plans.
- Exposed or concealed common pipes are located at / adjacent to balcony and / or flat roof and / or utility platform and / or air-conditioning platform and / or external wall of some residential units. For their locations, please refer to the latest approved building plans and / or electrical and mechanical design drawings.
- Some residential units have ceiling bulkheads and / or sunken slab from unit above, for the air-conditioning system and / or electrical and mechanical services, located at living / dining room, bedrooms, corridor and / or kitchen.
- When showing a balcony or utility platform on this floor plan, a dotted line is used to demarcate the location of the external boundary of that balcony or (as the case may be) utility platform. There is a solid line outside that dotted line. The area between those two lines represents the architectural features or claddings outside that balcony or (as the case may be) utility platform.
- The dimensions of the floor plan are all in millimeter.
- Please refer to page 28 of this sales brochure for legend of the terms and abbreviations in studying the floor plans of residential properties in the Development.

* 此單位之平台內設有泳池。「發展項目中的住宅物業的面積」一節所列出該平台之面積包括平台內泳池之面積。

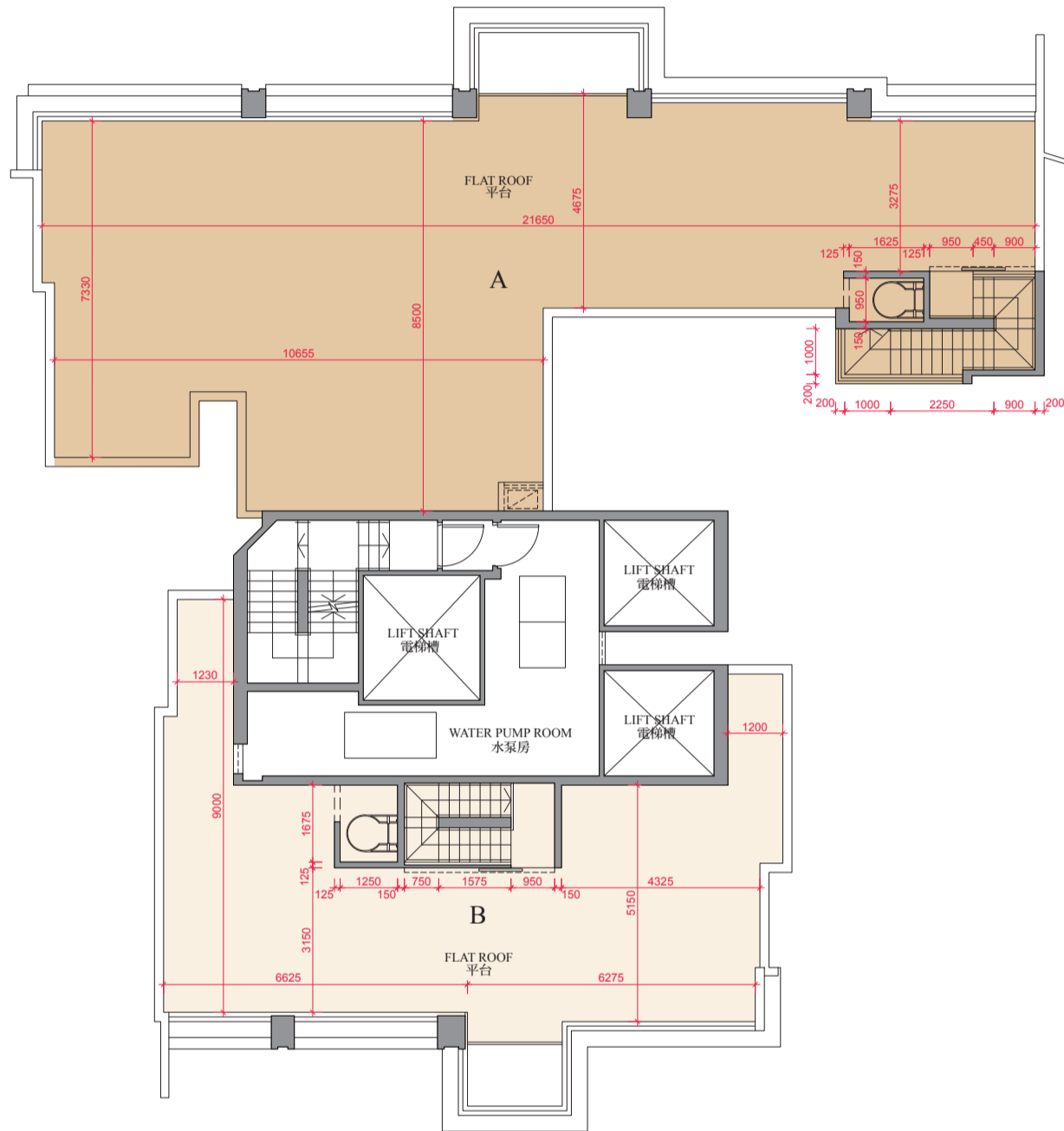
備註:

- 因住宅物業的較高樓層的結構牆的厚度遞減，較高樓層的內部面積，一般比較低樓層的內部面積稍大。
- 部份樓層外牆範圍設有建築裝飾及/或外露喉管，其位置請參考最新批准的建築圖則。
- 部份住宅單位的露台及/或平台及/或工作平台及/或空調機平台及/或外牆設有外露及/或內藏之公用喉管，其位置請參考最新批准的建築圖則及/或機電設計圖。
- 部份住宅單位客/飯廳、睡房、走廊及/或廚房有假天花及/或上層單位之跌級樓板用以安裝空調系統及/或機電設備。
- 於本樓面平面圖顯示露台或工作平台時，該露台或（視屬何情況而定）工作平台之外部分界以虛線標出。該虛線外有一實線，該兩線間之範圍顯示該露台或（視屬何情況而定）工作平台以外之建築裝飾或覆蓋層。
- 平面圖之尺規所列數字以毫米標示。
- 請參閱本售樓說明書第 28 頁之圖例以協助閱讀此部分的發展項目的住宅物業的樓面平面圖及其顯示之名稱和簡稱。

Floor Plans of Residential Properties in the Phase of the Development

發展項目期數的住宅物業的樓面平面圖

Tower 7 Roof Terrace Floor Plan
第七座天台平面圖



Floor Plans of Residential Properties in the Phase of the Development

發展項目期數的住宅物業的樓面平面圖

Tower 7 Roof Terrace Floor Plan 第七座天台平面圖

Remarks:

- The internal areas of the residential properties on the upper floors will generally be slightly larger than those on the lower floors because of the reducing thickness of the structural walls on the upper floors.
- There are architectural features and / or exposed pipes on external walls of some of the floors. For their locations, please refer to the latest approved building plans.
- Exposed or concealed common pipes are located at / adjacent to balcony and / or flat roof and / or utility platform and / or air-conditioning platform and / or external wall of some residential units. For their locations, please refer to the latest approved building plans and / or electrical and mechanical design drawings.
- Some residential units have ceiling bulkheads and / or sunken slab from unit above, for the air-conditioning system and / or electrical and mechanical services, located at living / dining room, bedrooms, corridor and / or kitchen.
- When showing a balcony or utility platform on this floor plan, a dotted line is used to demarcate the location of the external boundary of that balcony or (as the case may be) utility platform. There is a solid line outside that dotted line. The area between those two lines represents the architectural features or claddings outside that balcony or (as the case may be) utility platform.
- The dimensions of the floor plan are all in millimeter.
- Please refer to page 28 of this sales brochure for legend of the terms and abbreviations in studying the floor plans of residential properties in the Development.

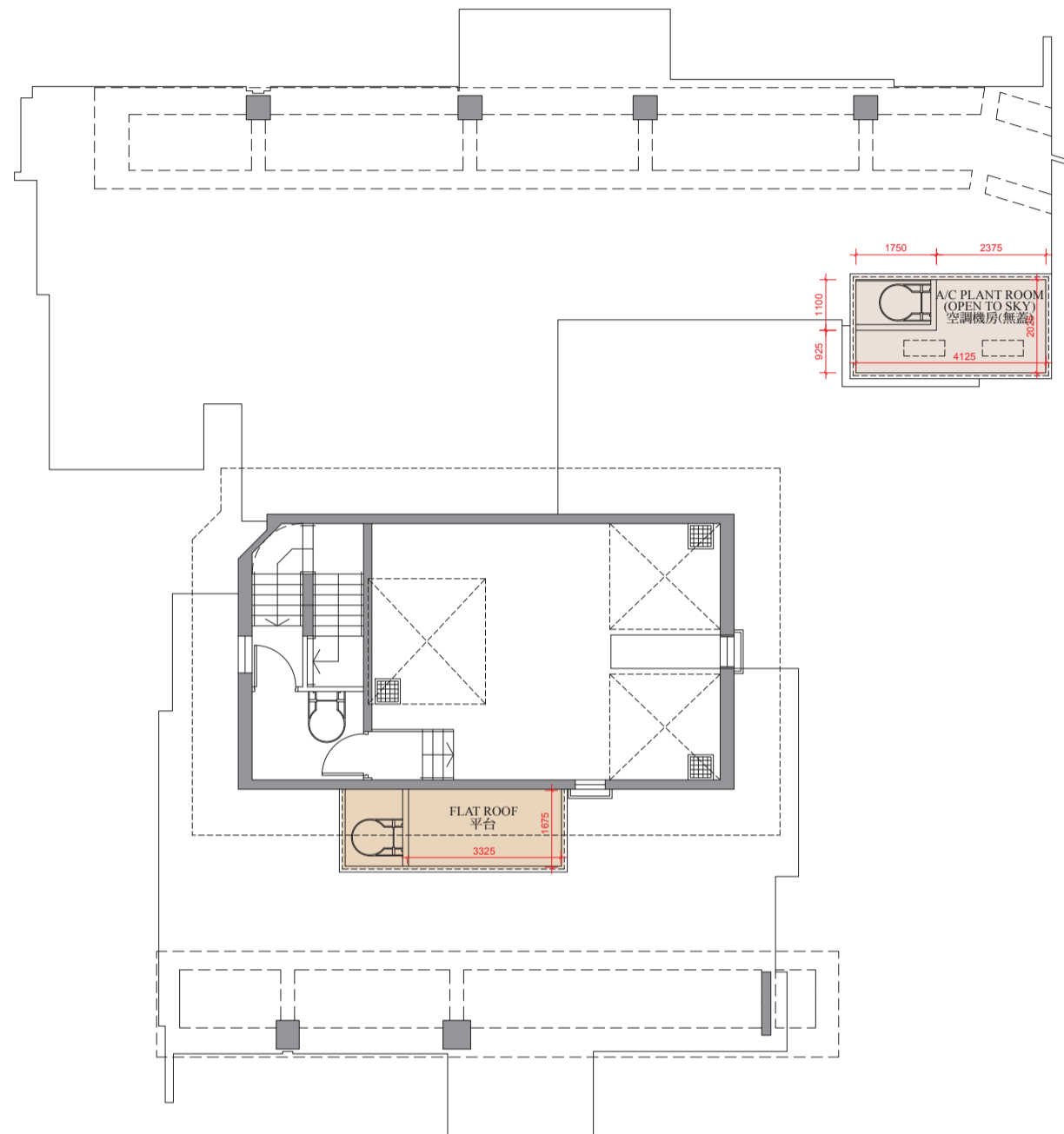
備註:

- 因住宅物業的較高樓層的結構牆的厚度遞減，較高樓層的內部面積，一般比較低樓層的內部面積稍大。
- 部份樓層外牆範圍設有建築裝飾及/或外露喉管，其位置請參考最新批准的建築圖則。
- 部份住宅單位的露台及/或平台及/或工作平台及/或空調機平台及/或外牆設有外露及/或內藏之公用喉管，其位置請參考最新批准的建築圖則及/或機電設計圖。
- 部份住宅單位客/飯廳、睡房、走廊及/或廚房有假天花及/或上層單位之跌級樓板用以安裝空調系統及/或機電設備。
- 於本樓面平面圖顯示露台或工作平台時，該露台或（視屬何情況而定）工作平台之外部分界以虛線標出。該虛線外有一實線，該兩線間之範圍顯示該露台或（視屬何情況而定）工作平台以外之建築裝飾或覆蓋層。
- 平面圖之尺規所列數字以毫米標示。
- 請參閱本售樓說明書第 28 頁之圖例以協助閱讀此部分的發展項目的住宅物業的樓面平面圖及其顯示之名稱和簡稱。

Floor Plans of Residential Properties in the Phase of the Development

發展項目期數的住宅物業的樓面平面圖

Tower 7 Upper Roof Floor Plan
第七座上層天台平面圖



0M/米 5M/米
Scale: 比例

Floor Plans of Residential Properties in the Phase of the Development

發展項目期數的住宅物業的樓面平面圖

Tower 7 Upper Roof Floor Plan 第七座上層天台平面圖

Remarks:

- The internal areas of the residential properties on the upper floors will generally be slightly larger than those on the lower floors because of the reducing thickness of the structural walls on the upper floors.
- There are architectural features and / or exposed pipes on external walls of some of the floors. For their locations, please refer to the latest approved building plans.
- Exposed or concealed common pipes are located at / adjacent to balcony and / or flat roof and / or utility platform and / or air-conditioning platform and / or external wall of some residential units. For their locations, please refer to the latest approved building plans and / or electrical and mechanical design drawings.
- Some residential units have ceiling bulkheads and / or sunken slab from unit above, for the air-conditioning system and / or electrical and mechanical services, located at living / dining room, bedrooms, corridor and / or kitchen.
- When showing a balcony or utility platform on this floor plan, a dotted line is used to demarcate the location of the external boundary of that balcony or (as the case may be) utility platform. There is a solid line outside that dotted line. The area between those two lines represents the architectural features or claddings outside that balcony or (as the case may be) utility platform.
- The dimensions of the floor plan are all in millimeter.
- Please refer to page 28 of this sales brochure for legend of the terms and abbreviations in studying the floor plans of residential properties in the Development.

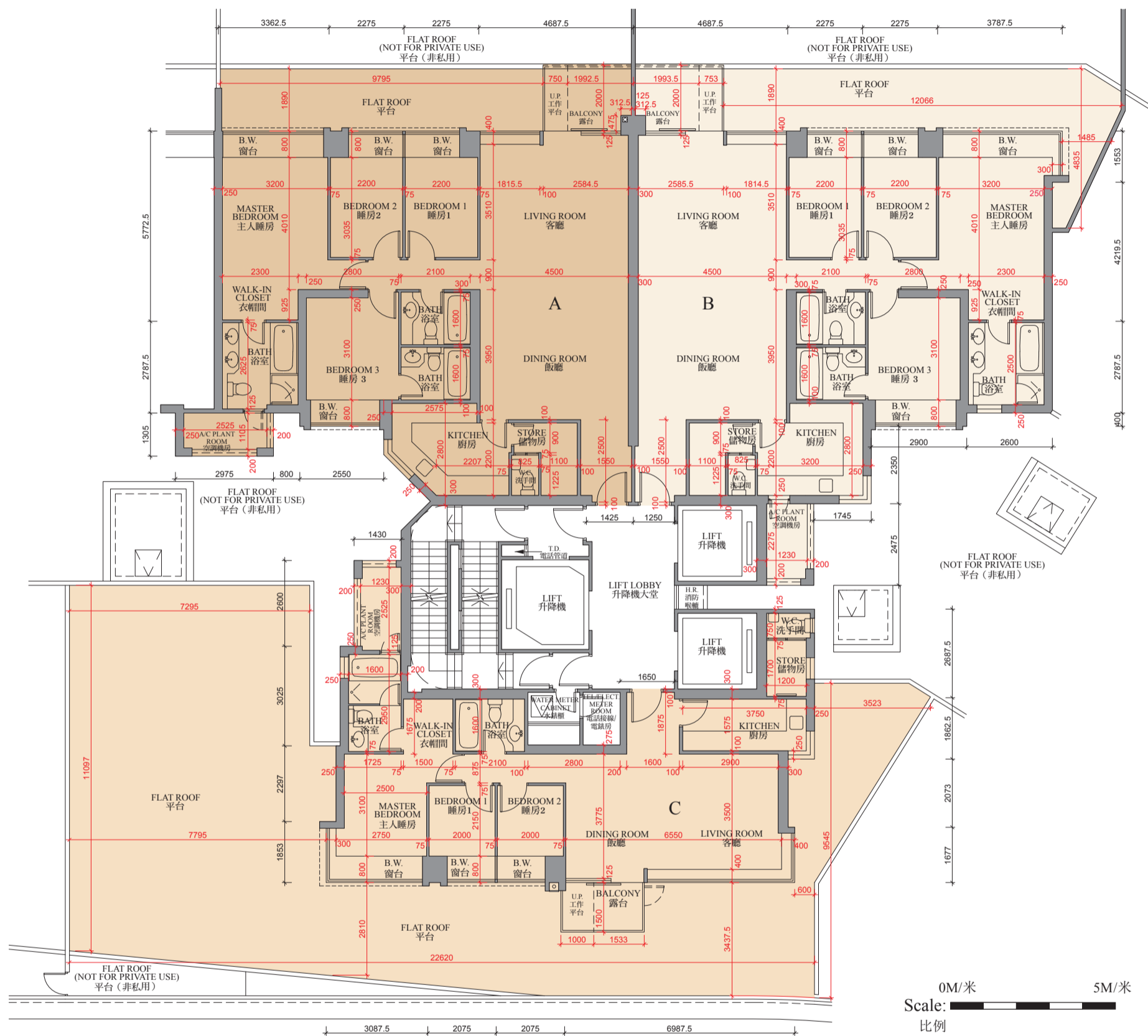
備註:

- 因住宅物業的較高樓層的結構牆的厚度遞減，較高樓層的內部面積，一般比較低樓層的內部面積稍大。
- 部份樓層外牆範圍設有建築裝飾及/或外露喉管，其位置請參考最新批准的建築圖則。
- 部份住宅單位的露台及/或平台及/或工作平台及/或空調機平台及/或外牆設有外露及/或內藏之公用喉管，其位置請參考最新批准的建築圖則及/或機電設計圖。
- 部份住宅單位客/飯廳、睡房、走廊及/或廚房有假天花及/或上層單位之跌級樓板用以安裝空調系統及/或機電設備。
- 於本樓面平面圖顯示露台或工作平台時，該露台或（視屬何情況而定）工作平台之外部分界以虛線標出。該虛線外有一實線，該兩線間之範圍顯示該露台或（視屬何情況而定）工作平台以外之建築裝飾或覆蓋層。
- 平面圖之尺規所列數字以毫米標示。
- 請參閱本售樓說明書第 28 頁之圖例以協助閱讀此部分的發展項目的住宅物業的樓面平面圖及其顯示之名稱和簡稱。

Floor Plans of Residential Properties in the Phase of the Development

發展項目期數的住宅物業的樓面平面圖

Tower 8 5th Floor Plan
第八座五樓平面圖



Floor Plans of Residential Properties in the Phase of the Development

發展項目期數的住宅物業的樓面平面圖

Tower 8 5th Floor Plan 第八座五樓平面圖

	TOWER 座	FLOOR 樓層	UNIT 單位		
			A	B	C
Thickness of Floor Slab(excluding plaster) (mm) 樓板(不包括灰泥)的厚度(毫米)	Tower 8 第八座	5/F 五樓	125	125	125
Floor-to-Floor Height (mm) 層與層之間的高度(毫米)			3325	3325	3325

Remarks:

- The internal areas of the residential properties on the upper floors will generally be slightly larger than those on the lower floors because of the reducing thickness of the structural walls on the upper floors.
- There are architectural features and / or exposed pipes on external walls of some of the floors. For their locations, please refer to the latest approved building plans.
- Exposed or concealed common pipes are located at / adjacent to balcony and / or flat roof and / or utility platform and / or air-conditioning platform and / or external wall of some residential units. For their locations, please refer to the latest approved building plans and / or electrical and mechanical design drawings.
- Some residential units have ceiling bulkheads and / or sunken slab from unit above, for the air-conditioning system and / or electrical and mechanical services, located at living / dining room, bedrooms, corridor and / or kitchen.
- When showing a balcony or utility platform on this floor plan, a dotted line is used to demarcate the location of the external boundary of that balcony or (as the case may be) utility platform. There is a solid line outside that dotted line. The area between those two lines represents the architectural features or claddings outside that balcony or (as the case may be) utility platform.
- The dimensions of the floor plan are all in millimeter.
- Please refer to page 28 of this sales brochure for legend of the terms and abbreviations in studying the floor plans of residential properties in the Development.

備註:

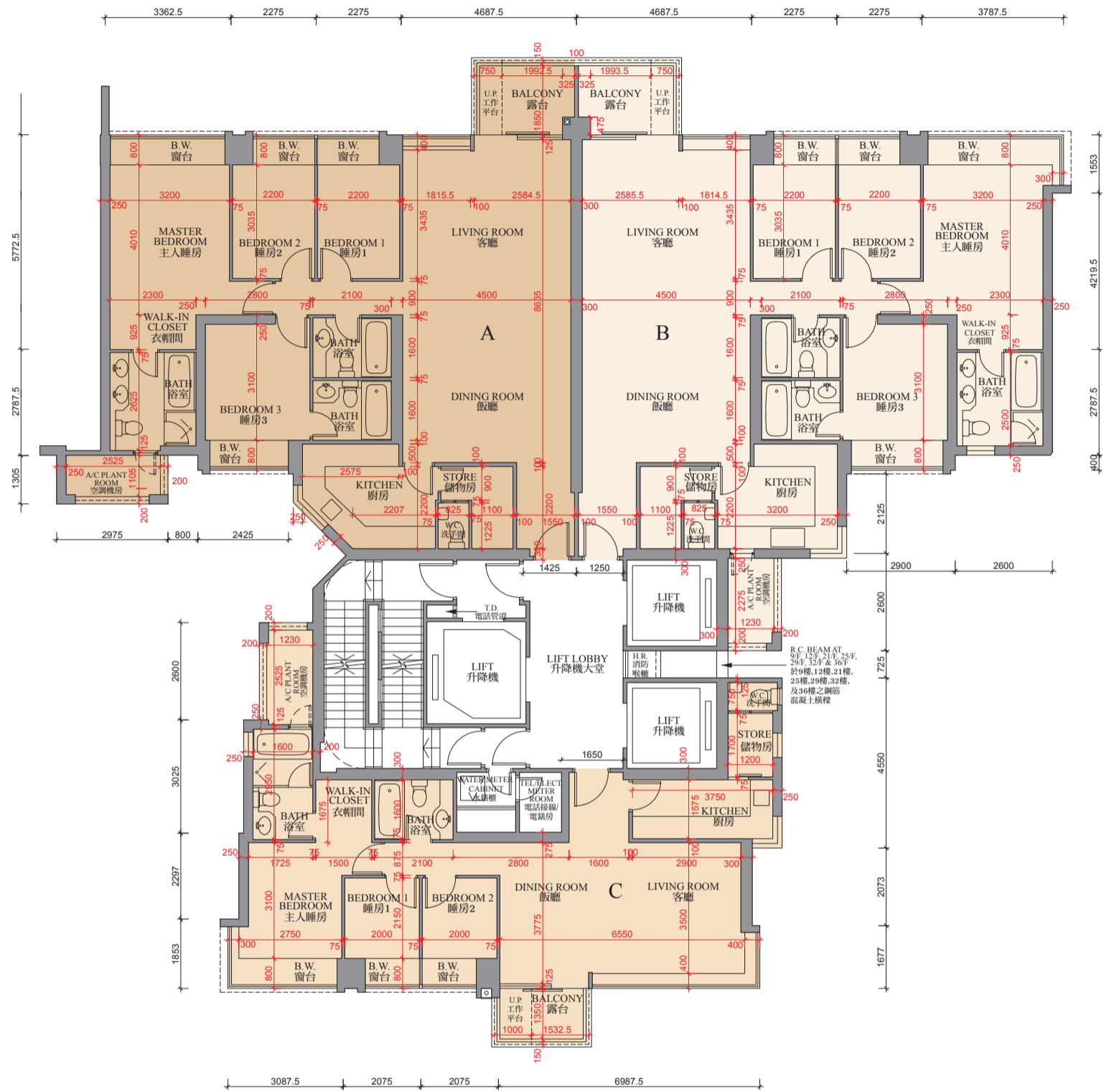
- 因住宅物業的較高樓層的結構牆的厚度遞減，較高樓層的內部面積，一般比較低樓層的內部面積稍大。
- 部份樓層外牆範圍設有建築裝飾及/或外露喉管，其位置請參考最新批准的建築圖則。
- 部份住宅單位的露台及/或平台及/或工作平台及/或空調機平台及/或外牆設有外露及/或內藏之公用喉管，其位置請參考最新批准的建築圖則及/或機電設計圖。
- 部份住宅單位客/飯廳、睡房、走廊及/或廚房有假天花及/或上層單位之跌級樓板用以安裝空調系統及/或機電設備。
- 於本樓面平面圖顯示露台或工作平台時，該露台或（視屬何情況而定）工作平台之外部分界以虛線標出。該虛線外有一實線，該兩線間之範圍顯示該露台或（視屬何情況而定）工作平台以外之建築裝飾或覆蓋層。
- 平面圖之尺規所列數字以毫米標示。
- 請參閱本售樓說明書第 28 頁之圖例以協助閱讀此部分的發展項目的住宅物業的樓面平面圖及其顯示之名稱和簡稱。

Floor Plans of Residential Properties in the Phase of the Development

發展項目期數的住宅物業的樓面平面圖

Tower 8 6th, 8th - 12th, 15th, 19th - 23rd, 25th - 26th, 28th,
30th - 33rd, 35th, 36th, 38th & 39th Floor Plan

第八座六樓、八樓至十二樓、十五樓、十九至二十三樓、二十五樓至二十六樓、二十八樓、
三十樓至三十三樓、三十五樓、三十六樓、三十八樓及三十九樓平面圖



0M/米 5M/米
Scale:
比例

Floor Plans of Residential Properties in the Phase of the Development

發展項目期數的住宅物業的樓面平面圖

Tower 8 6th, 8th - 12th, 15th, 19th - 23rd, 25th - 26th, 28th, 30th - 33rd, 35th, 36th, 38th & 39th Floor Plan

第八座六樓、八樓至十二樓、十五樓、十九至二十三樓、二十五樓至二十六樓、二十八樓、三十樓至三十三樓、三十五樓、三十六樓、三十八樓及三十九樓平面圖

	TOWER 座	FLOOR 樓層	UNIT 單位		
			A	B	C
Thickness of Floor Slab(excluding plaster) (mm) 樓板(不包括灰泥)的厚度(毫米)	Tower 8 第八座	6/F, 8/F - 12/F, 19/F - 23/F, 25/F, 26/F, 28/F, 30/F - 33/F, 35/F, 36/F, 38/F, 39/F	125	125	125
Floor-to-Floor Height (mm) 層與層之間的高度(毫米)		六樓、八樓至十二樓、 十九樓至二十三樓、 二十五樓、二十六樓、 二十八樓、三十樓至 三十三樓、三十五樓、 三十六樓、三十八樓、 三十九樓	3325	3325	3325
Thickness of Floor Slab(excluding plaster) (mm) 樓板(不包括灰泥)的厚度(毫米)		15/F 十五樓	150	125	150
Floor-to-Floor Height (mm) 層與層之間的高度(毫米)			3350	3325	3350

Remarks:

- The internal areas of the residential properties on the upper floors will generally be slightly larger than those on the lower floors because of the reducing thickness of the structural walls on the upper floors.
- There are architectural features and / or exposed pipes on external walls of some of the floors. For their locations, please refer to the latest approved building plans.
- Exposed or concealed common pipes are located at / adjacent to balcony and / or flat roof and / or utility platform and / or air-conditioning platform and / or external wall of some residential units. For their locations, please refer to the latest approved building plans and / or electrical and mechanical design drawings.
- Some residential units have ceiling bulkheads and / or sunken slab from unit above, for the air-conditioning system and / or electrical and mechanical services, located at living / dining room, bedrooms, corridor and / or kitchen.
- When showing a balcony or utility platform on this floor plan, a dotted line is used to demarcate the location of the external boundary of that balcony or (as the case may be) utility platform. There is a solid line outside that dotted line. The area between those two lines represents the architectural features or claddings outside that balcony or (as the case may be) utility platform.
- The dimensions of the floor plan are all in millimeter.
- Please refer to page 28 of this sales brochure for legend of the terms and abbreviations in studying the floor plans of residential properties in the Development.

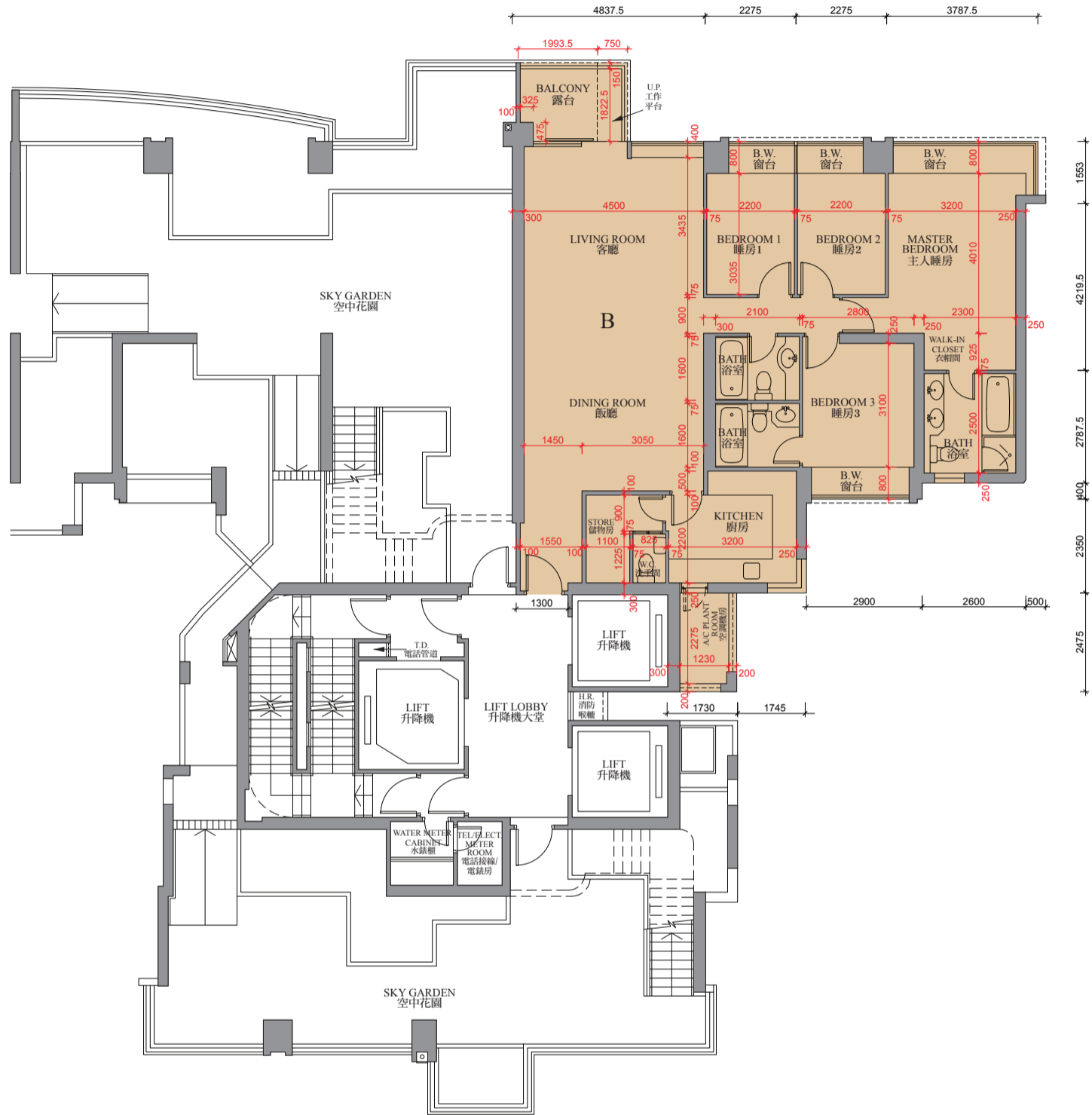
備註:

- 因住宅物業的較高樓層的結構牆的厚度遞減，較高樓層的內部面積，一般比較低樓層的內部面積稍大。
- 部份樓層外牆範圍設有建築裝飾及/或外露喉管，其位置請參考最新批准的建築圖則。
- 部份住宅單位的露台及/或平台及/或工作平台及/或空調機平台及/或外牆設有外露及/或內藏之公用喉管，其位置請參考最新批准的建築圖則及/或機電設計圖。
- 部份住宅單位客/飯廳、睡房、走廊及/或廚房有假天花及/或上層單位之跌級樓板用以安裝空調系統及/或機電設備。
- 於本樓面平面圖顯示露台或工作平台時，該露台或（視屬何情況而定）工作平台之外部分界以虛線標出。該虛線外有一實線，該兩線間之範圍顯示該露台或（視屬何情況而定）工作平台以外之建築裝飾或覆蓋層。
- 平面圖之尺規所列數字以毫米標示。
- 請參閱本售樓說明書第 28 頁之圖例以協助閱讀此部分的發展項目的住宅物業的樓面平面圖及其顯示之名稱和簡稱。

Floor Plans of Residential Properties in the Phase of the Development

發展項目期數的住宅物業的樓面平面圖

Tower 8 16th Floor Plan
第八座十六樓平面圖



0M/米 5M/米
Scale: 比例

Floor Plans of Residential Properties in the Phase of the Development

發展項目期數的住宅物業的樓面平面圖

Tower 8 16th Floor Plan 第八座十六樓平面圖

	TOWER 座	FLOOR 樓層	UNIT 單位
			B
Thickness of Floor Slab(excluding plaster) (mm) 樓板(不包括灰泥)的厚度(毫米)	Tower 8 第八座	16/F 十六樓	125
Floor-to-Floor Height (mm) 層與層之間的高度(毫米)			3325

Remarks:

- The internal areas of the residential properties on the upper floors will generally be slightly larger than those on the lower floors because of the reducing thickness of the structural walls on the upper floors.
- There are architectural features and / or exposed pipes on external walls of some of the floors. For their locations, please refer to the latest approved building plans.
- Exposed or concealed common pipes are located at / adjacent to balcony and / or flat roof and / or utility platform and / or air-conditioning platform and / or external wall of some residential units. For their locations, please refer to the latest approved building plans and / or electrical and mechanical design drawings.
- Some residential units have ceiling bulkheads and / or sunken slab from unit above, for the air-conditioning system and / or electrical and mechanical services, located at living / dining room, bedrooms, corridor and / or kitchen.
- When showing a balcony or utility platform on this floor plan, a dotted line is used to demarcate the location of the external boundary of that balcony or (as the case may be) utility platform. There is a solid line outside that dotted line. The area between those two lines represents the architectural features or claddings outside that balcony or (as the case may be) utility platform.
- The dimensions of the floor plan are all in millimeter.
- Please refer to page 28 of this sales brochure for legend of the terms and abbreviations in studying the floor plans of residential properties in the Development.

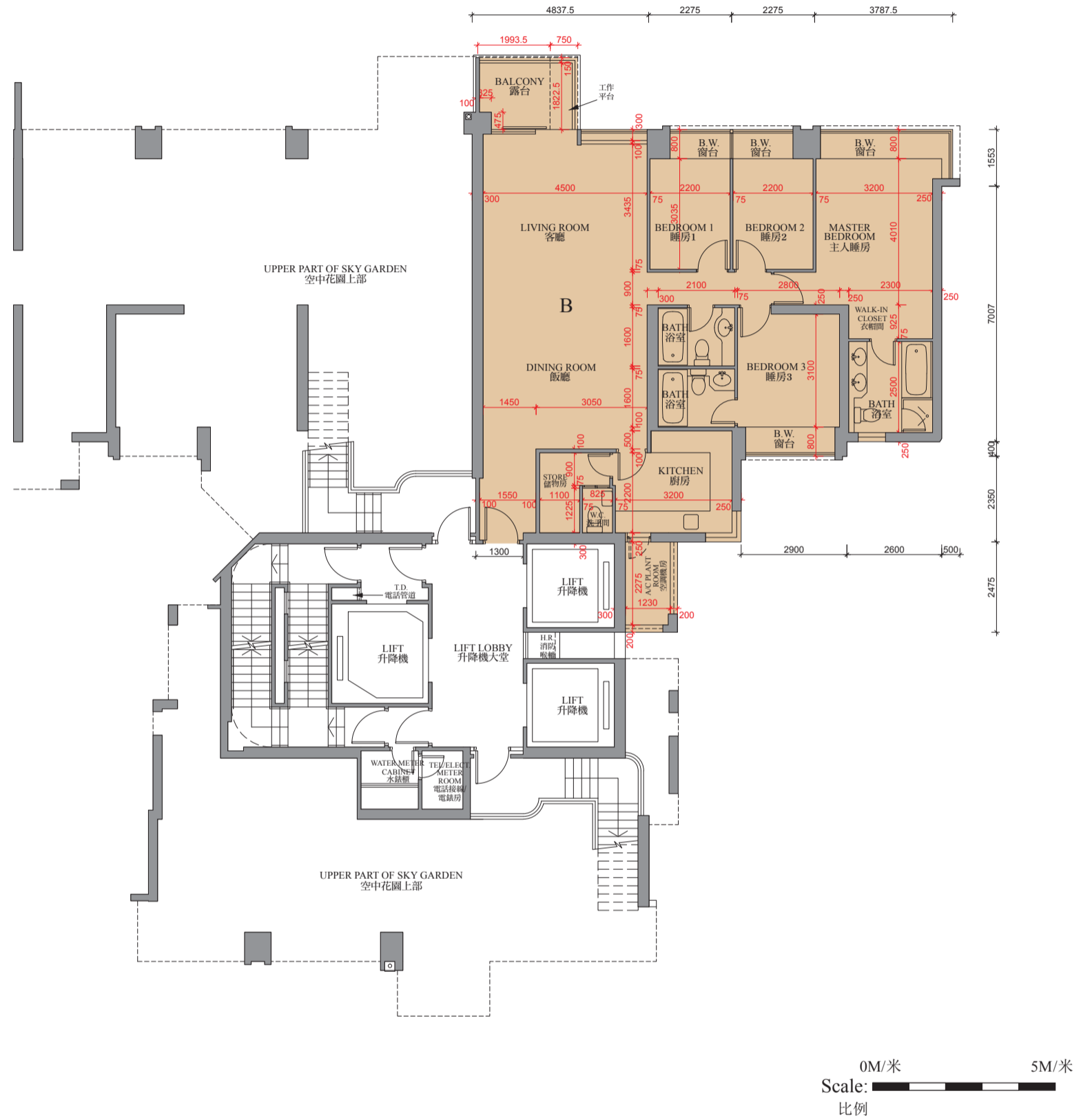
備註:

- 因住宅物業的較高樓層的結構牆的厚度遞減，較高樓層的內部面積，一般比較低樓層的內部面積稍大。
- 部份樓層外牆範圍設有建築裝飾及/或外露喉管，其位置請參考最新批准的建築圖則。
- 部份住宅單位的露台及/或平台及/或工作平台及/或空調機平台及/或外牆設有外露及/或內藏之公用喉管，其位置請參考最新批准的建築圖則及/或機電設計圖。
- 部份住宅單位客/飯廳、睡房、走廊及/或廚房有假天花及/或上層單位之跌級樓板用以安裝空調系統及/或機電設備。
- 於本樓面平面圖顯示露台或工作平台時，該露台或（視屬何情況而定）工作平台之外部分界以虛線標出。該虛線外有一實線，該兩線間之範圍顯示該露台或（視屬何情況而定）工作平台以外之建築裝飾或覆蓋層。
- 平面圖之尺規所列數字以毫米標示。
- 請參閱本售樓說明書第 28 頁之圖例以協助閱讀此部分的發展項目的住宅物業的樓面平面圖及其顯示之名稱和簡稱。

Floor Plans of Residential Properties in the Phase of the Development

發展項目期數的住宅物業的樓面平面圖

Tower 8 18th Floor Plan
第八座十八樓平面圖



Floor Plans of Residential Properties in the Phase of the Development

發展項目期數的住宅物業的樓面平面圖

Tower 8 18th Floor Plan 第八座十八樓平面圖

	TOWER 座	FLOOR 樓層	UNIT 單位
			B
Thickness of Floor Slab(excluding plaster) (mm) 樓板(不包括灰泥)的厚度(毫米)	Tower 8 第八座	18/F 十八樓	125
Floor-to-Floor Height (mm) 層與層之間的高度(毫米)			3325

Remarks:

- The internal areas of the residential properties on the upper floors will generally be slightly larger than those on the lower floors because of the reducing thickness of the structural walls on the upper floors.
- There are architectural features and / or exposed pipes on external walls of some of the floors. For their locations, please refer to the latest approved building plans.
- Exposed or concealed common pipes are located at / adjacent to balcony and / or flat roof and / or utility platform and / or air-conditioning platform and / or external wall of some residential units. For their locations, please refer to the latest approved building plans and / or electrical and mechanical design drawings.
- Some residential units have ceiling bulkheads and / or sunken slab from unit above, for the air-conditioning system and / or electrical and mechanical services, located at living / dining room, bedrooms, corridor and / or kitchen.
- When showing a balcony or utility platform on this floor plan, a dotted line is used to demarcate the location of the external boundary of that balcony or (as the case may be) utility platform. There is a solid line outside that dotted line. The area between those two lines represents the architectural features or claddings outside that balcony or (as the case may be) utility platform.
- The dimensions of the floor plan are all in millimeter.
- Please refer to page 28 of this sales brochure for legend of the terms and abbreviations in studying the floor plans of residential properties in the Development.

備註:

- 因住宅物業的較高樓層的結構牆的厚度遞減，較高樓層的內部面積，一般比較低樓層的內部面積稍大。
- 部份樓層外牆範圍設有建築裝飾及/或外露喉管，其位置請參考最新批准的建築圖則。
- 部份住宅單位的露台及/或平台及/或工作平台及/或空調機平台及/或外牆設有外露及/或內藏之公用喉管，其位置請參考最新批准的建築圖則及/或機電設計圖。
- 部份住宅單位客/飯廳、睡房、走廊及/或廚房有假天花及/或上層單位之跌級樓板用以安裝空調系統及/或機電設備。
- 於本樓面平面圖顯示露台或工作平台時，該露台或（視屬何情況而定）工作平台之外部分界以虛線標出。該虛線外有一實線，該兩線間之範圍顯示該露台或（視屬何情況而定）工作平台以外之建築裝飾或覆蓋層。
- 平面圖之尺規所列數字以毫米標示。
- 請參閱本售樓說明書第 28 頁之圖例以協助閱讀此部分的發展項目的住宅物業的樓面平面圖及其顯示之名稱和簡稱。

Floor Plans of Residential Properties in the Phase of the Development

發展項目期數的住宅物業的樓面平面圖

Tower 8 50th - 52nd, 55th, 56th, 60th - 62nd Floor Plan
 第八座五十樓至五十二樓、五十五樓、五十六樓及六十樓至六十二樓平面圖



Scale: 0M/米 5M/米
 比例

Floor Plans of Residential Properties in the Phase of the Development

發展項目期數的住宅物業的樓面平面圖

Tower 8 50th - 52nd, 55th, 56th, 60th - 62nd Floor Plan 第八座五十樓至五十二樓、五十五樓、五十六樓及六十樓至六十二樓平面圖

	TOWER 座	FLOOR 樓層	UNIT 單位		
			A	B	C
Thickness of Floor Slab(excluding plaster) (mm) 樓板(不包括灰泥)的厚度(毫米)	Tower 8 第八座	50/F - 52/F, 55/F 五十樓至 五十二樓、 五十五樓	125	125	125
Floor-to-Floor Height (mm) 層與層之間的高度(毫米)			3325	3325	3325
Thickness of Floor Slab(excluding plaster) (mm) 樓板(不包括灰泥)的厚度(毫米)		56/F, 60/F, 61/F 五十六樓、 六十樓、 六十一樓	125, 225	125, 225	125
Floor-to-Floor Height (mm) 層與層之間的高度(毫米)			3325	3325	3325
Thickness of Floor Slab(excluding plaster) (mm) 樓板(不包括灰泥)的厚度(毫米)		62/F 六十二樓	125, 150	125, 150	125
Floor-to-Floor Height (mm) 層與層之間的高度(毫米)			3325, 3350	3325, 3350	3325

Remarks:

- The internal areas of the residential properties on the upper floors will generally be slightly larger than those on the lower floors because of the reducing thickness of the structural walls on the upper floors.
- There are architectural features and / or exposed pipes on external walls of some of the floors. For their locations, please refer to the latest approved building plans.
- Exposed or concealed common pipes are located at / adjacent to balcony and / or flat roof and / or utility platform and / or air-conditioning platform and / or external wall of some residential units. For their locations, please refer to the latest approved building plans and / or electrical and mechanical design drawings.
- Some residential units have ceiling bulkheads and / or sunken slab from unit above, for the air-conditioning system and / or electrical and mechanical services, located at living / dining room, bedrooms, corridor and / or kitchen.
- When showing a balcony or utility platform on this floor plan, a dotted line is used to demarcate the location of the external boundary of that balcony or (as the case may be) utility platform. There is a solid line outside that dotted line. The area between those two lines represents the architectural features or claddings outside that balcony or (as the case may be) utility platform.
- The dimensions of the floor plan are all in millimeter.
- Please refer to page 28 of this sales brochure for legend of the terms and abbreviations in studying the floor plans of residential properties in the Development.

備註:

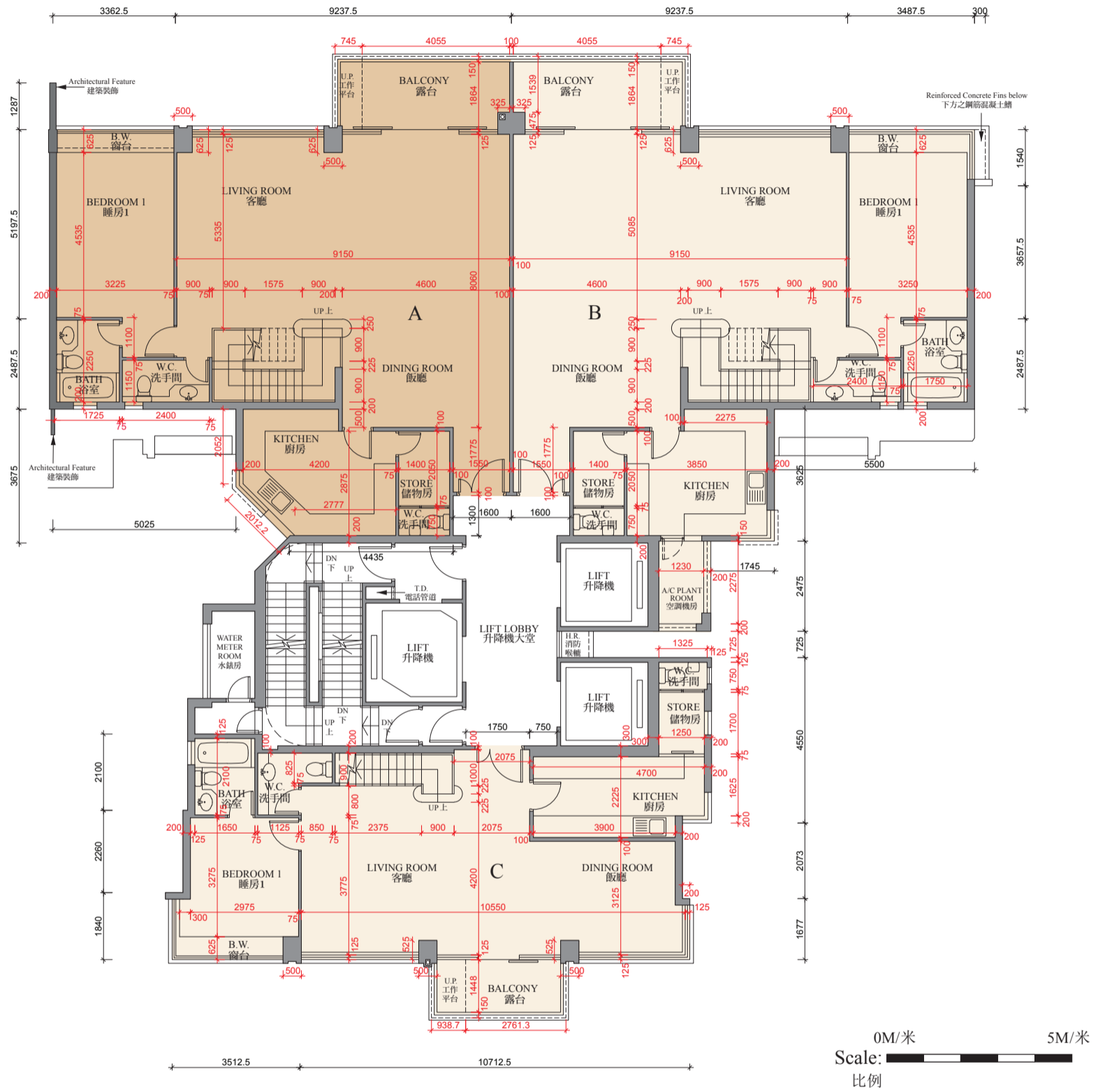
- 因住宅物業的較高樓層的結構牆的厚度遞減，較高樓層的內部面積，一般比較低樓層的內部面積稍大。
- 部份樓層外牆範圍設有建築裝飾及/或外露喉管，其位置請參考最新批准的建築圖則。
- 部份住宅單位的露台及/或平台及/或工作平台及/或空調機平台及/或外牆設有外露及/或內藏之公用喉管，其位置請參考最新批准的建築圖則及/或機電設計圖。
- 部份住宅單位客/飯廳、睡房、走廊及/或廚房有假天花及/或上層單位之跌級樓板用以安裝空調系統及/或機電設備。
- 於本樓面平面圖顯示露台或工作平台時，該露台或（視屬何情況而定）工作平台之外部分界以虛線標出。該虛線外有一實線，該兩線間之範圍顯示該露台或（視屬何情況而定）工作平台以外之建築裝飾或覆蓋層。
- 平面圖之尺規所列數字以毫米標示。
- 請參閱本售樓說明書第 28 頁之圖例以協助閱讀此部分的發展項目的住宅物業的樓面平面圖及其顯示之名稱和簡稱。

Floor Plans of Residential Properties in the Phase of the Development

發展項目期數的住宅物業的樓面平面圖

Tower 8 63rd Floor Plan

第八座六十三樓平面圖



Floor Plans of Residential Properties in the Phase of the Development

發展項目期數的住宅物業的樓面平面圖

Tower 8 63rd Floor Plan 第八座六十三樓平面圖

	TOWER 座	FLOOR 樓層	UNIT 單位		
			A	B	C
Thickness of Floor Slab(excluding plaster) (mm) 樓板(不包括灰泥)的厚度(毫米)	Tower 8 第八座	63/F 六十三樓	125, 150, 200	125, 150, 200	125, 150
Floor-to-Floor Height (mm) 層與層之間的高度(毫米)			3500	3500	3500

Remarks:

- The internal areas of the residential properties on the upper floors will generally be slightly larger than those on the lower floors because of the reducing thickness of the structural walls on the upper floors.
- There are architectural features and / or exposed pipes on external walls of some of the floors. For their locations, please refer to the latest approved building plans.
- Exposed or concealed common pipes are located at / adjacent to balcony and / or flat roof and / or utility platform and / or air-conditioning platform and / or external wall of some residential units. For their locations, please refer to the latest approved building plans and / or electrical and mechanical design drawings.
- Some residential units have ceiling bulkheads and / or sunken slab from unit above, for the air-conditioning system and / or electrical and mechanical services, located at living / dining room, bedrooms, corridor and / or kitchen.
- When showing a balcony or utility platform on this floor plan, a dotted line is used to demarcate the location of the external boundary of that balcony or (as the case may be) utility platform. There is a solid line outside that dotted line. The area between those two lines represents the architectural features or claddings outside that balcony or (as the case may be) utility platform.
- The dimensions of the floor plan are all in millimeter.
- Please refer to page 28 of this sales brochure for legend of the terms and abbreviations in studying the floor plans of residential properties in the Development.

備註:

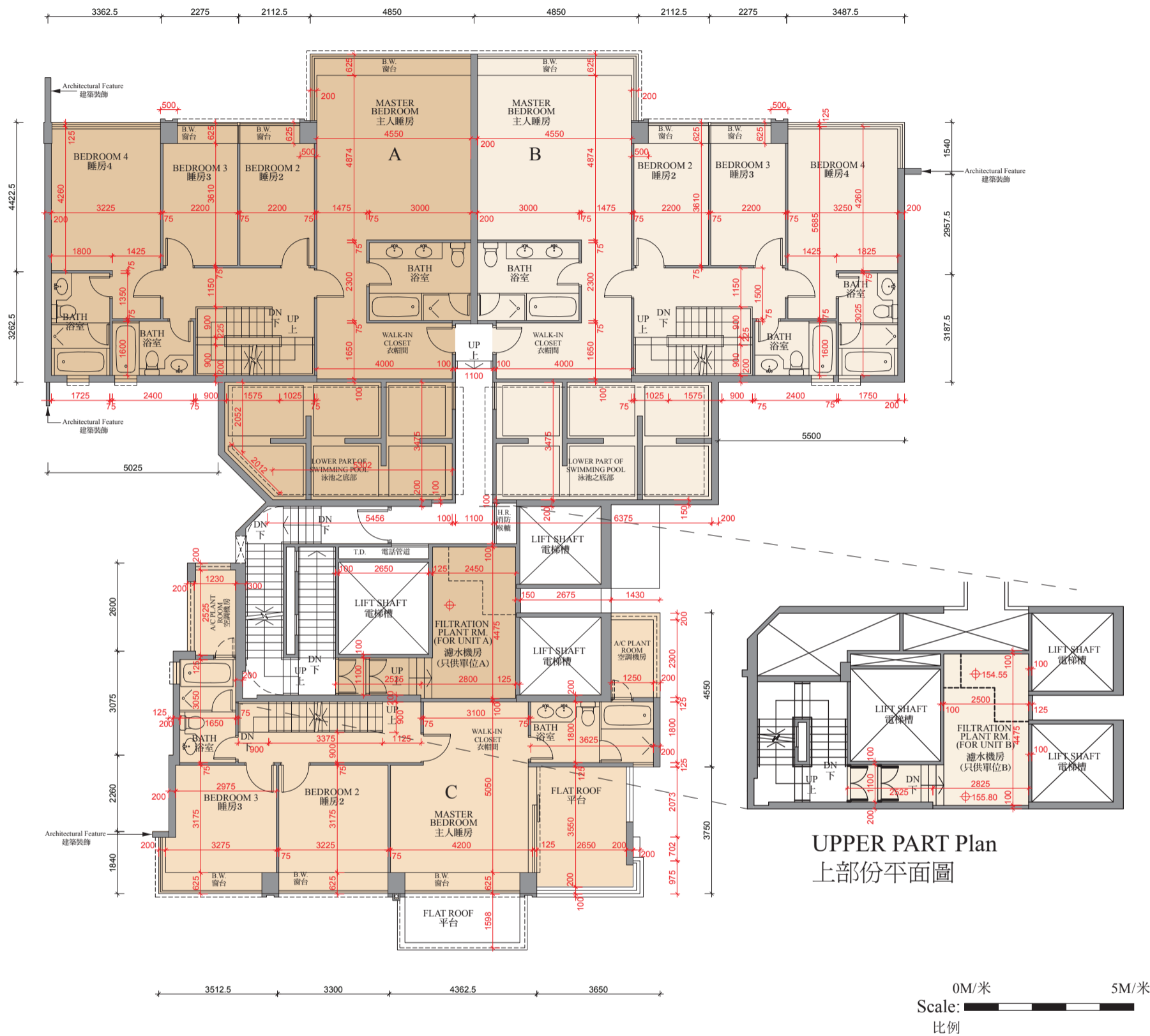
- 因住宅物業的較高樓層的結構牆的厚度遞減，較高樓層的內部面積，一般比較低樓層的內部面積稍大。
- 部份樓層外牆範圍設有建築裝飾及/或外露喉管，其位置請參考最新批准的建築圖則。
- 部份住宅單位的露台及/或平台及/或工作平台及/或空調機平台及/或外牆設有外露及/或內藏之公用喉管，其位置請參考最新批准的建築圖則及/或機電設計圖。
- 部份住宅單位客/飯廳、睡房、走廊及/或廚房有假天花及/或上層單位之跌級樓板用以安裝空調系統及/或機電設備。
- 於本樓面平面圖顯示露台或工作平台時，該露台或（視屬何情況而定）工作平台之外部分界以虛線標出。該虛線外有一實線，該兩線間之範圍顯示該露台或（視屬何情況而定）工作平台以外之建築裝飾或覆蓋層。
- 平面圖之尺規所列數字以毫米標示。
- 請參閱本售樓說明書第 28 頁之圖例以協助閱讀此部分的發展項目的住宅物業的樓面平面圖及其顯示之名稱和簡稱。

Floor Plans of Residential Properties in the Phase of the Development

發展項目期數的住宅物業的樓面平面圖

Tower 8 65th Floor Plan

第八座六十五樓平面圖



Floor Plans of Residential Properties in the Phase of the Development

發展項目期數的住宅物業的樓面平面圖

Tower 8 65th Floor Plan 第八座六十五樓平面圖

	TOWER 座	FLOOR 樓層	UNIT 單位		
			A	B	C
Thickness of Floor Slab(excluding plaster) (mm) 樓板(不包括灰泥)的厚度(毫米)	Tower 8 第八座	65/F 六十五樓	150, 200, 250	150, 200, 250	150, 175
Floor-to-Floor Height (mm) 層與層之間的高度(毫米)			3350	3350	3350

Remarks:

- The internal areas of the residential properties on the upper floors will generally be slightly larger than those on the lower floors because of the reducing thickness of the structural walls on the upper floors.
- There are architectural features and / or exposed pipes on external walls of some of the floors. For their locations, please refer to the latest approved building plans.
- Exposed or concealed common pipes are located at / adjacent to balcony and / or flat roof and / or utility platform and / or air-conditioning platform and / or external wall of some residential units. For their locations, please refer to the latest approved building plans and / or electrical and mechanical design drawings.
- Some residential units have ceiling bulkheads and / or sunken slab from unit above, for the air-conditioning system and / or electrical and mechanical services, located at living / dining room, bedrooms, corridor and / or kitchen.
- When showing a balcony or utility platform on this floor plan, a dotted line is used to demarcate the location of the external boundary of that balcony or (as the case may be) utility platform. There is a solid line outside that dotted line. The area between those two lines represents the architectural features or claddings outside that balcony or (as the case may be) utility platform.
- The dimensions of the floor plan are all in millimeter.
- Please refer to page 28 of this sales brochure for legend of the terms and abbreviations in studying the floor plans of residential properties in the Development.

備註:

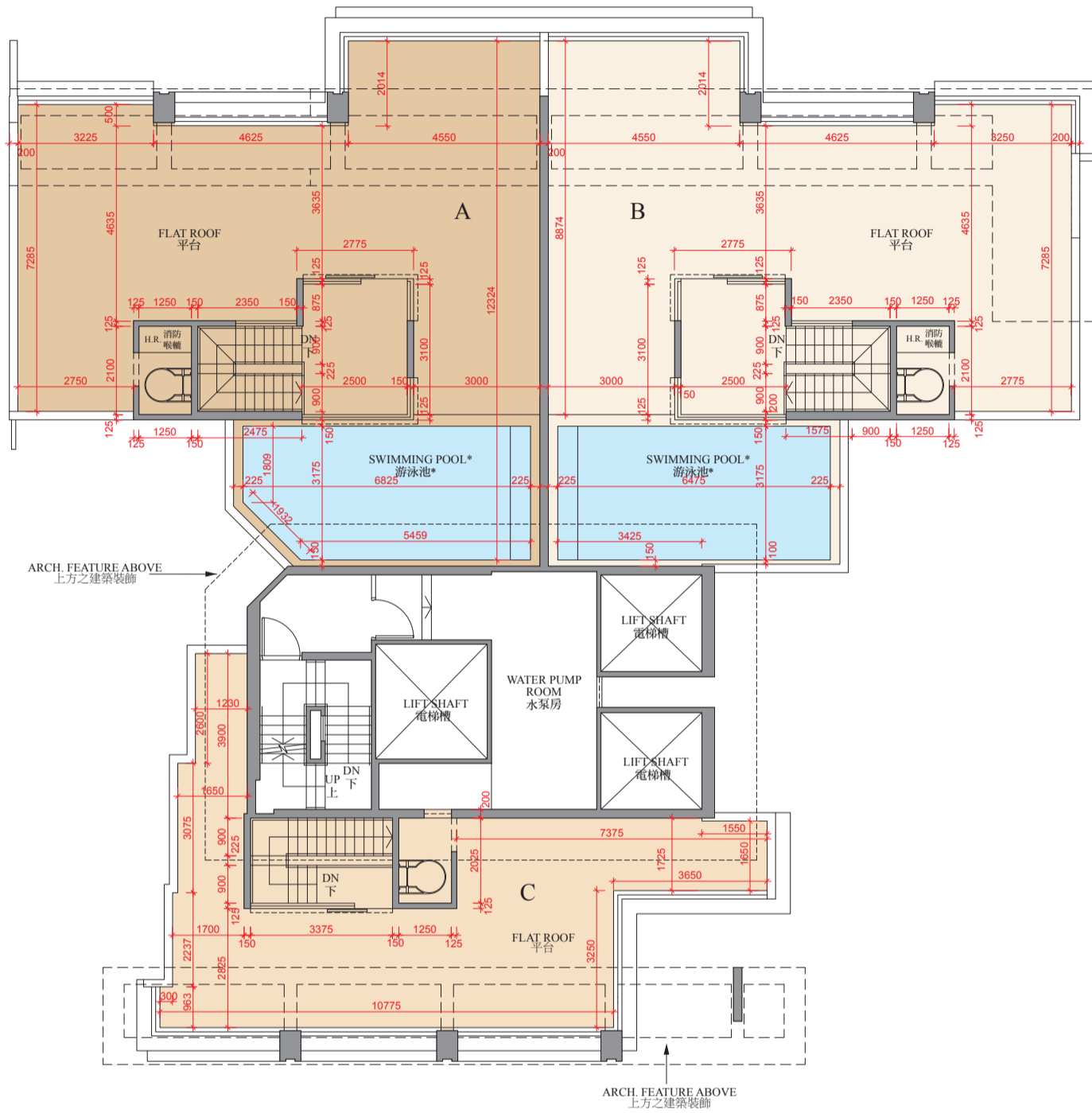
- 因住宅物業的較高樓層的結構牆的厚度遞減，較高樓層的內部面積，一般比較低樓層的內部面積稍大。
- 部份樓層外牆範圍設有建築裝飾及/或外露喉管，其位置請參考最新批准的建築圖則。
- 部份住宅單位的露台及/或平台及/或工作平台及/或空調機平台及/或外牆設有外露及/或內藏之公用喉管，其位置請參考最新批准的建築圖則及/或機電設計圖。
- 部份住宅單位客/飯廳、睡房、走廊及/或廚房有假天花及/或上層單位之跌級樓板用以安裝空調系統及/或機電設備。
- 於本樓面平面圖顯示露台或工作平台時，該露台或（視屬何情況而定）工作平台之外部分界以虛線標出。該虛線外有一實線，該兩線間之範圍顯示該露台或（視屬何情況而定）工作平台以外之建築裝飾或覆蓋層。
- 平面圖之尺規所列數字以毫米標示。
- 請參閱本售樓說明書第 28 頁之圖例以協助閱讀此部分的發展項目的住宅物業的樓面平面圖及其顯示之名稱和簡稱。

Floor Plans of Residential Properties in the Phase of the Development

發展項目期數的住宅物業的樓面平面圖

Tower 8 Roof Floor Plan

第八座天台平面圖



0M/米 5M/米
Scale: 比例

Floor Plans of Residential Properties in the Phase of the Development

發展項目期數的住宅物業的樓面平面圖

Tower 8 Roof Floor Plan 第八座天台平面圖

* A swimming pool is provided in the flat roof of this unit. The area of the flat roof specified in the section “Area of Residential Properties in the Development” includes the area of the swimming pool.

Remarks:

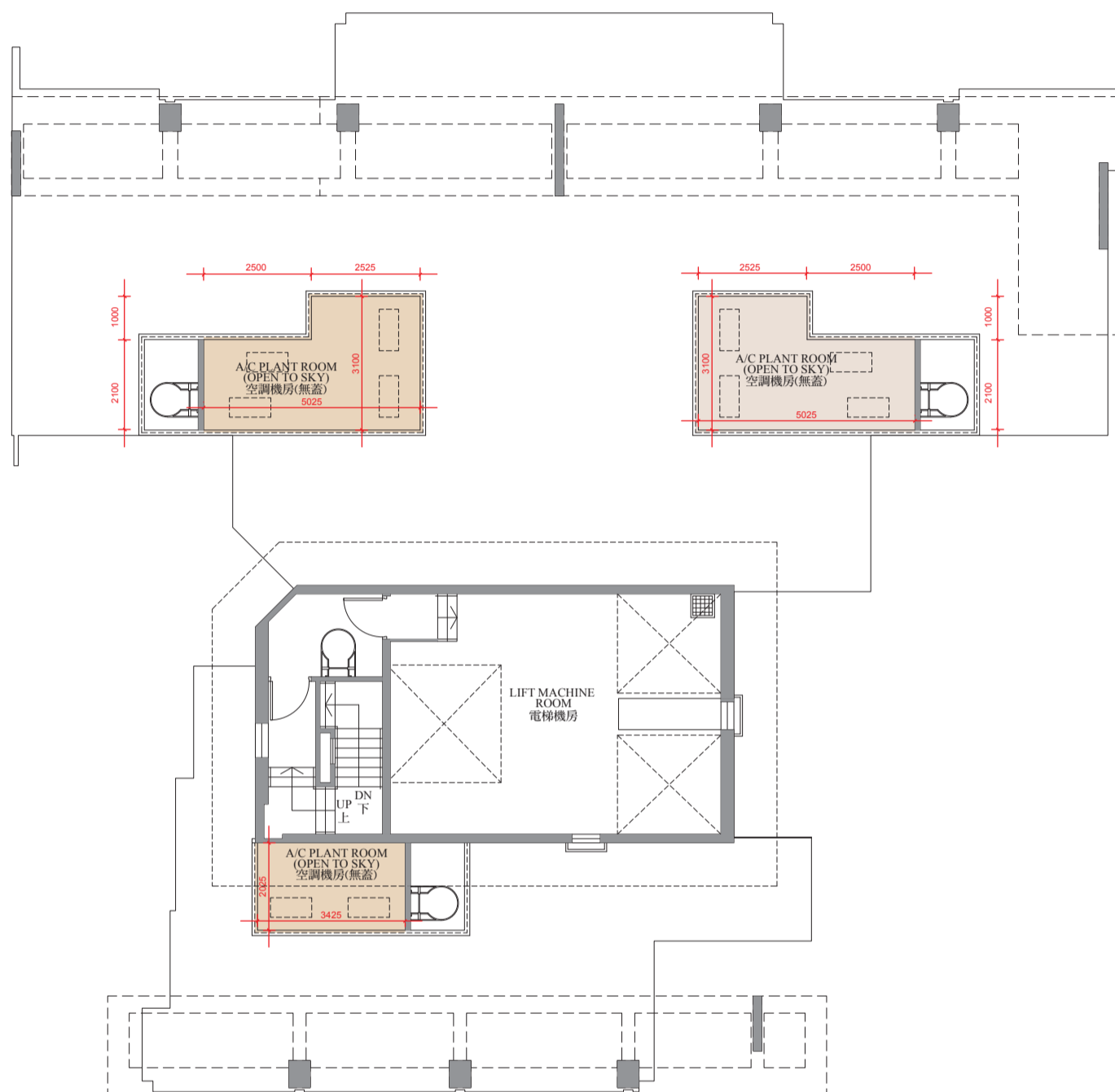
- The internal areas of the residential properties on the upper floors will generally be slightly larger than those on the lower floors because of the reducing thickness of the structural walls on the upper floors.
- There are architectural features and / or exposed pipes on external walls of some of the floors. For their locations, please refer to the latest approved building plans.
- Exposed or concealed common pipes are located at / adjacent to balcony and / or flat roof and / or utility platform and / or air-conditioning platform and / or external wall of some residential units. For their locations, please refer to the latest approved building plans and / or electrical and mechanical design drawings.
- Some residential units have ceiling bulkheads and / or sunken slab from unit above, for the air-conditioning system and / or electrical and mechanical services, located at living / dining room, bedrooms, corridor and / or kitchen.
- When showing a balcony or utility platform on this floor plan, a dotted line is used to demarcate the location of the external boundary of that balcony or (as the case may be) utility platform. There is a solid line outside that dotted line. The area between those two lines represents the architectural features or claddings outside that balcony or (as the case may be) utility platform.
- The dimensions of the floor plan are all in millimeter.
- Please refer to page 28 of this sales brochure for legend of the terms and abbreviations in studying the floor plans of residential properties in the Development.

* 此單位之平台內設有泳池。「發展項目中的住宅物業的面積」一節所列出該平台之面積包括平台內泳池之面積。

備註:

- 因住宅物業的較高樓層的結構牆的厚度遞減，較高樓層的內部面積，一般比較低樓層的內部面積稍大。
- 部份樓層外牆範圍設有建築裝飾及/或外露喉管，其位置請參考最新批准的建築圖則。
- 部份住宅單位的露台及/或平台及/或工作平台及/或空調機平台及/或外牆設有外露及/或內藏之公用喉管，其位置請參考最新批准的建築圖則及/或機電設計圖。
- 部份住宅單位客/飯廳、睡房、走廊及/或廚房有假天花及/或上層單位之跌級樓板用以安裝空調系統及/或機電設備。
- 於本樓面平面圖顯示露台或工作平台時，該露台或（視屬何情況而定）工作平台之外部分界以虛線標出。該虛線外有一實線，該兩線間之範圍顯示該露台或（視屬何情況而定）工作平台以外之建築裝飾或覆蓋層。
- 平面圖之尺規所列數字以毫米標示。
- 請參閱本售樓說明書第 28 頁之圖例以協助閱讀此部分的發展項目的住宅物業的樓面平面圖及其顯示之名稱和簡稱。

Tower 8 Upper Roof Floor Plan
第八座上層天台平面圖



0M/米 5M/米
Scale: 
比例

Floor Plans of Residential Properties in the Phase of the Development

發展項目期數的住宅物業的樓面平面圖

Tower 8 Upper Roof Floor Plan 第八座上層天台平面圖

Remarks:

- The internal areas of the residential properties on the upper floors will generally be slightly larger than those on the lower floors because of the reducing thickness of the structural walls on the upper floors.
- There are architectural features and / or exposed pipes on external walls of some of the floors. For their locations, please refer to the latest approved building plans.
- Exposed or concealed common pipes are located at / adjacent to balcony and / or flat roof and / or utility platform and / or air-conditioning platform and / or external wall of some residential units. For their locations, please refer to the latest approved building plans and / or electrical and mechanical design drawings.
- Some residential units have ceiling bulkheads and / or sunken slab from unit above, for the air-conditioning system and / or electrical and mechanical services, located at living / dining room, bedrooms, corridor and / or kitchen.
- When showing a balcony or utility platform on this floor plan, a dotted line is used to demarcate the location of the external boundary of that balcony or (as the case may be) utility platform. There is a solid line outside that dotted line. The area between those two lines represents the architectural features or claddings outside that balcony or (as the case may be) utility platform.
- The dimensions of the floor plan are all in millimeter.
- Please refer to page 28 of this sales brochure for legend of the terms and abbreviations in studying the floor plans of residential properties in the Development.

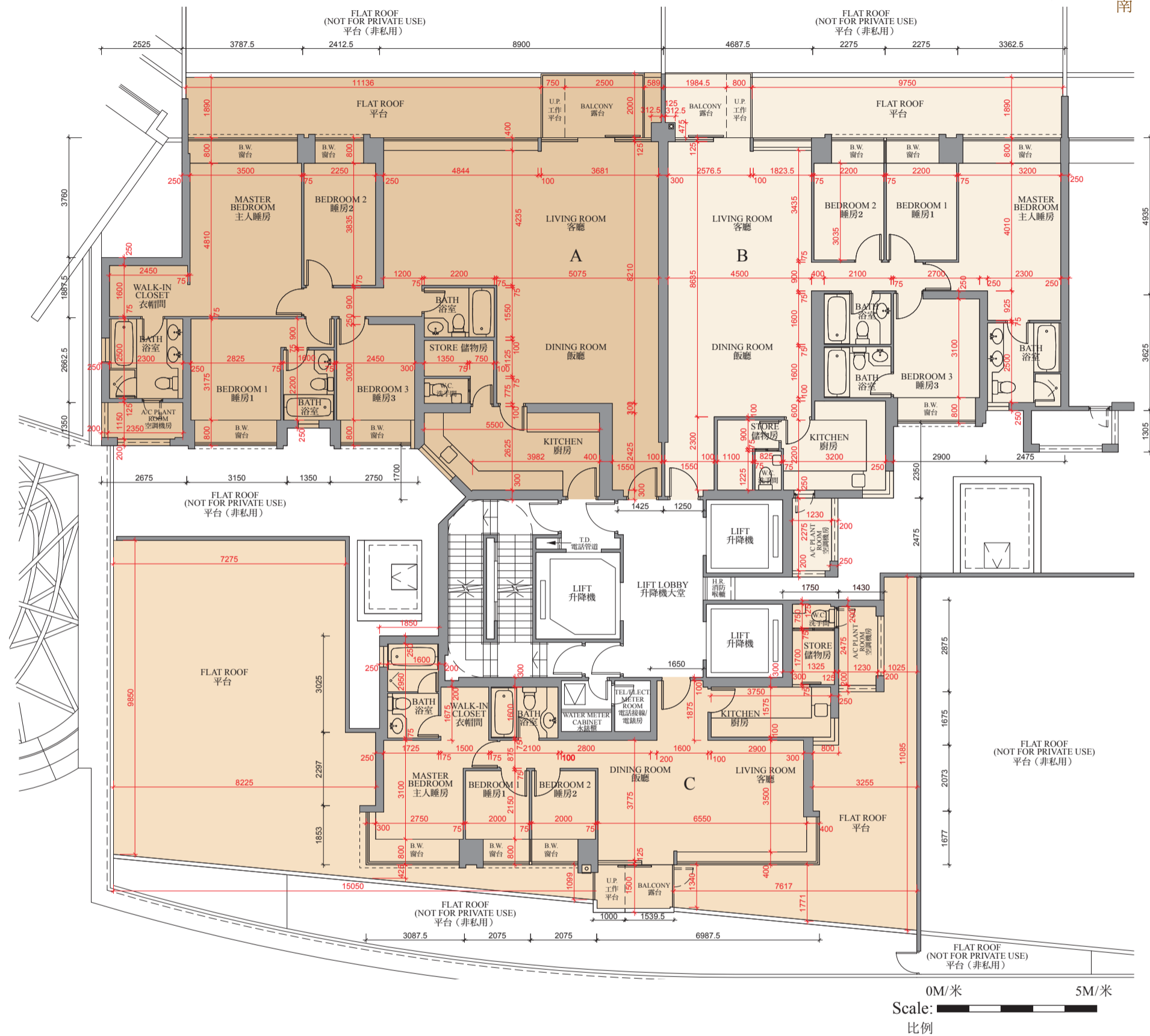
備註:

- 因住宅物業的較高樓層的結構牆的厚度遞減，較高樓層的內部面積，一般比較低樓層的內部面積稍大。
- 部份樓層外牆範圍設有建築裝飾及/或外露喉管，其位置請參考最新批准的建築圖則。
- 部份住宅單位的露台及/或平台及/或工作平台及/或空調機平台及/或外牆設有外露及/或內藏之公用喉管，其位置請參考最新批准的建築圖則及/或機電設計圖。
- 部份住宅單位客/飯廳、睡房、走廊及/或廚房有假天花及/或上層單位之跌級樓板用以安裝空調系統及/或機電設備。
- 於本樓面平面圖顯示露台或工作平台時，該露台或（視屬何情況而定）工作平台之外部分界以虛線標出。該虛線外有一實線，該兩線間之範圍顯示該露台或（視屬何情況而定）工作平台以外之建築裝飾或覆蓋層。
- 平面圖之尺規所列數字以毫米標示。
- 請參閱本售樓說明書第 28 頁之圖例以協助閱讀此部分的發展項目的住宅物業的樓面平面圖及其顯示之名稱和簡稱。

Floor Plans of Residential Properties in the Phase of the Development

發展項目期數的住宅物業的樓面平面圖

Tower 9 5th Floor Plan
第九座五樓平面圖



Floor Plans of Residential Properties in the Phase of the Development

發展項目期數的住宅物業的樓面平面圖

Tower 9 5th Floor Plan 第九座五樓平面圖

	TOWER 座	FLOOR 樓層	UNIT 單位		
			A	B	C
Thickness of Floor Slab(excluding plaster) (mm) 樓板(不包括灰泥)的厚度(毫米)	Tower 9 第九座	5/F 五樓	125, 215	125	125
Floor-to-Floor Height (mm) 層與層之間的高度(毫米)			3325	3325	3325

Remarks:

- The internal areas of the residential properties on the upper floors will generally be slightly larger than those on the lower floors because of the reducing thickness of the structural walls on the upper floors.
- There are architectural features and / or exposed pipes on external walls of some of the floors. For their locations, please refer to the latest approved building plans.
- Exposed or concealed common pipes are located at / adjacent to balcony and / or flat roof and / or utility platform and / or air-conditioning platform and / or external wall of some residential units. For their locations, please refer to the latest approved building plans and / or electrical and mechanical design drawings.
- Some residential units have ceiling bulkheads and / or sunken slab from unit above, for the air-conditioning system and / or electrical and mechanical services, located at living / dining room, bedrooms, corridor and / or kitchen.
- When showing a balcony or utility platform on this floor plan, a dotted line is used to demarcate the location of the external boundary of that balcony or (as the case may be) utility platform. There is a solid line outside that dotted line. The area between those two lines represents the architectural features or claddings outside that balcony or (as the case may be) utility platform.
- The dimensions of the floor plan are all in millimeter.
- Please refer to page 28 of this sales brochure for legend of the terms and abbreviations in studying the floor plans of residential properties in the Development.

備註:

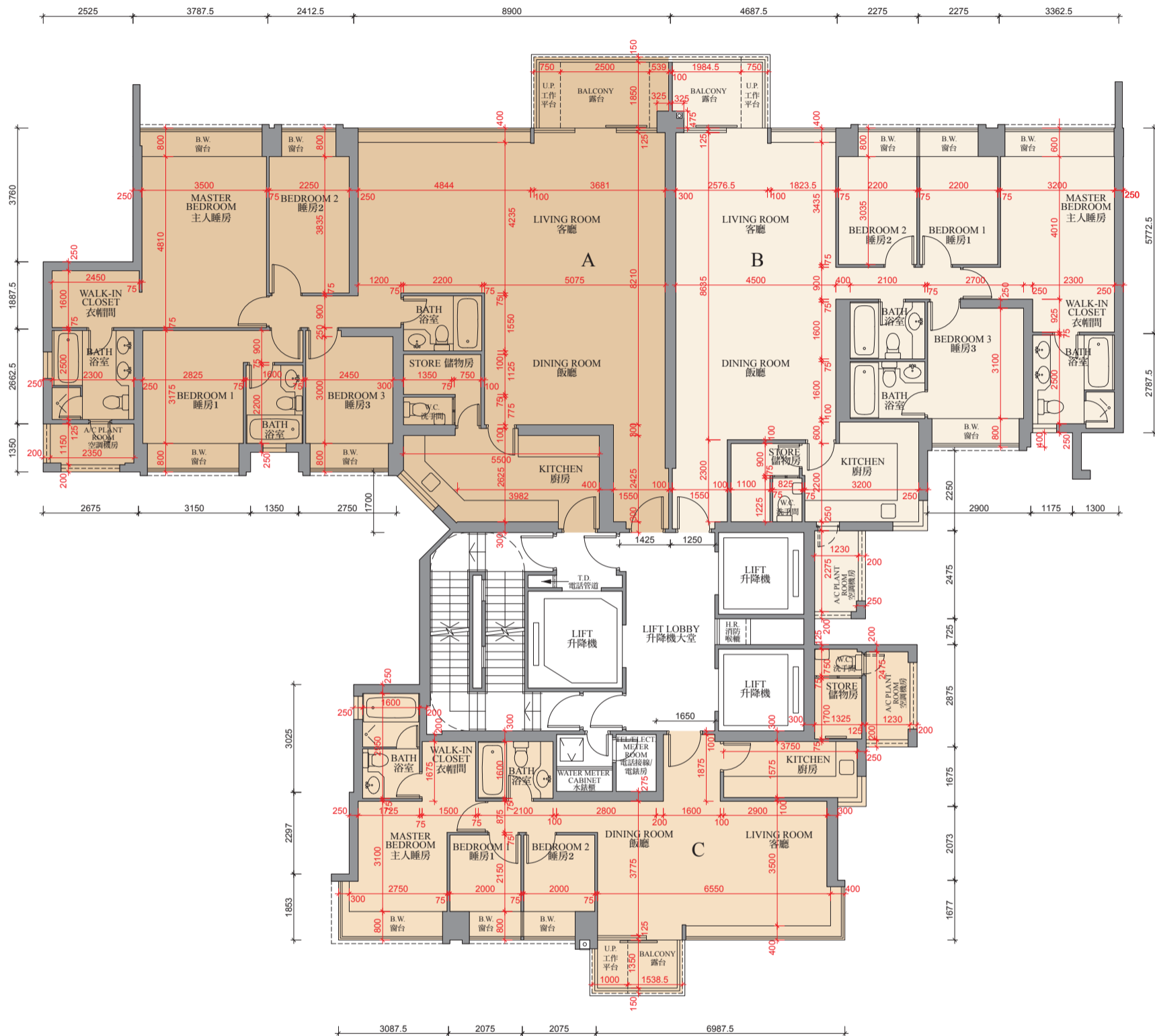
- 因住宅物業的較高樓層的結構牆的厚度遞減，較高樓層的內部面積，一般比較低樓層的內部面積稍大。
- 部份樓層外牆範圍設有建築裝飾及/或外露喉管，其位置請參考最新批准的建築圖則。
- 部份住宅單位的露台及/或平台及/或工作平台及/或空調機平台及/或外牆設有外露及/或內藏之公用喉管，其位置請參考最新批准的建築圖則及/或機電設計圖。
- 部份住宅單位客/飯廳、睡房、走廊及/或廚房有假天花及/或上層單位之跌級樓板用以安裝空調系統及/或機電設備。
- 於本樓面平面圖顯示露台或工作平台時，該露台或（視屬何情況而定）工作平台之外部分界以虛線標出。該虛線外有一實線，該兩線間之範圍顯示該露台或（視屬何情況而定）工作平台以外之建築裝飾或覆蓋層。
- 平面圖之尺規所列數字以毫米標示。
- 請參閱本售樓說明書第 28 頁之圖例以協助閱讀此部分的發展項目的住宅物業的樓面平面圖及其顯示之名稱和簡稱。

Floor Plans of Residential Properties in the Phase of the Development

發展項目期數的住宅物業的樓面平面圖

Tower 9 6th, 8th - 12th, 15th, 19th - 23rd, 25th - 26th, 28th, 30th - 33rd, 35th - 36th & 38th - 39th
Floor Plan

第九座六樓、八樓至十二樓、十五樓、十九樓至二十三樓、二十五樓至二十六樓、二十八樓、三十樓至三十三樓、三十五樓至三十六樓及三十八樓至三十九樓平面圖



0M/米 5M/米
Scale: 比例

Floor Plans of Residential Properties in the Phase of the Development

發展項目期數的住宅物業的樓面平面圖

Tower 9 6th, 8th - 12th, 15th, 19th - 23rd, 25th - 26th, 28th, 30th - 33rd, 35th - 36th & 38th - 39th
Floor Plan

第九座六樓、八樓至十二樓、十五樓、十九樓至二十三樓、二十五樓至二十六樓、二十八樓、三十樓至三十三樓、三十五樓至三十六樓及三十八樓至三十九樓平面圖

	TOWER 座	FLOOR 樓層	UNIT 單位		
			A	B	C
Thickness of Floor Slab(excluding plaster) (mm) 樓板(不包括灰泥)的厚度(毫米)	Tower 9 第九座	6/F, 8/F - 12/F, 19/F - 23/F, 25/F, 26/F, 28/F, 30/F - 33/F, 35/F, 36/F, 38/F, 39/F	125, 215	125	125
Floor-to-Floor Height (mm) 層與層之間的高度(毫米)		六樓、八樓至十二樓、 十九樓至二十三樓、 二十五樓、二十六樓、 二十八樓、三十樓至 三十三樓、三十五樓、 三十六樓、三十八樓、 三十九樓	3325	3325	3325
Thickness of Floor Slab(excluding plaster) (mm) 樓板(不包括灰泥)的厚度(毫米)		15/F 十五樓	125, 215	150	150
Floor-to-Floor Height (mm) 層與層之間的高度(毫米)			3325	3350	3350

Remarks:

- The internal areas of the residential properties on the upper floors will generally be slightly larger than those on the lower floors because of the reducing thickness of the structural walls on the upper floors.
- There are architectural features and / or exposed pipes on external walls of some of the floors. For their locations, please refer to the latest approved building plans.
- Exposed or concealed common pipes are located at / adjacent to balcony and / or flat roof and / or utility platform and / or air-conditioning platform and / or external wall of some residential units. For their locations, please refer to the latest approved building plans and / or electrical and mechanical design drawings.
- Some residential units have ceiling bulkheads and / or sunken slab from unit above, for the air-conditioning system and / or electrical and mechanical services, located at living / dining room, bedrooms, corridor and / or kitchen.
- When showing a balcony or utility platform on this floor plan, a dotted line is used to demarcate the location of the external boundary of that balcony or (as the case may be) utility platform. There is a solid line outside that dotted line. The area between those two lines represents the architectural features or claddings outside that balcony or (as the case may be) utility platform.
- The dimensions of the floor plan are all in millimeter.
- Please refer to page 28 of this sales brochure for legend of the terms and abbreviations in studying the floor plans of residential properties in the Development.

備註:

- 因住宅物業的較高樓層的結構牆的厚度遞減，較高樓層的內部面積，一般比較低樓層的內部面積稍大。
- 部份樓層外牆範圍設有建築裝飾及/或外露喉管，其位置請參考最新批准的建築圖則。
- 部份住宅單位的露台及/或平台及/或工作平台及/或空調機平台及/或外牆設有外露及/或內藏之公用喉管，其位置請參考最新批准的建築圖則及/或機電設計圖。
- 部份住宅單位客/飯廳、睡房、走廊及/或廚房有假天花及/或上層單位之跌級樓板用以安裝空調系統及/或機電設備。
- 於本樓面平面圖顯示露台或工作平台時，該露台或（視屬何情況而定）工作平台之外部分界以虛線標出。該虛線外有一實線，該兩線間之範圍顯示該露台或（視屬何情況而定）工作平台以外之建築裝飾或覆蓋層。
- 平面圖之尺規所列數字以毫米標示。
- 請參閱本售樓說明書第 28 頁之圖例以協助閱讀此部分的發展項目的住宅物業的樓面平面圖及其顯示之名稱和簡稱。

Floor Plans of Residential Properties in the Phase of the Development

發展項目期數的住宅物業的樓面平面圖

Tower 9 16th Floor Plan 第九座十六樓平面圖

	TOWER 座	FLOOR 樓層	UNIT 單位
			A
Thickness of Floor Slab(excluding plaster) (mm) 樓板(不包括灰泥)的厚度(毫米)	Tower 9 第九座	16/F 十六樓	125, 215
Floor-to-Floor Height (mm) 層與層之間的高度(毫米)			3325

Remarks:

- The internal areas of the residential properties on the upper floors will generally be slightly larger than those on the lower floors because of the reducing thickness of the structural walls on the upper floors.
- There are architectural features and / or exposed pipes on external walls of some of the floors. For their locations, please refer to the latest approved building plans.
- Exposed or concealed common pipes are located at / adjacent to balcony and / or flat roof and / or utility platform and / or air-conditioning platform and / or external wall of some residential units. For their locations, please refer to the latest approved building plans and / or electrical and mechanical design drawings.
- Some residential units have ceiling bulkheads and / or sunken slab from unit above, for the air-conditioning system and / or electrical and mechanical services, located at living / dining room, bedrooms, corridor and / or kitchen.
- When showing a balcony or utility platform on this floor plan, a dotted line is used to demarcate the location of the external boundary of that balcony or (as the case may be) utility platform. There is a solid line outside that dotted line. The area between those two lines represents the architectural features or claddings outside that balcony or (as the case may be) utility platform.
- The dimensions of the floor plan are all in millimeter.
- Please refer to page 28 of this sales brochure for legend of the terms and abbreviations in studying the floor plans of residential properties in the Development.

備註:

- 因住宅物業的較高樓層的結構牆的厚度遞減，較高樓層的內部面積，一般比較低樓層的內部面積稍大。
- 部份樓層外牆範圍設有建築裝飾及/或外露喉管，其位置請參考最新批准的建築圖則。
- 部份住宅單位的露台及/或平台及/或工作平台及/或空調機平台及/或外牆設有外露及/或內藏之公用喉管，其位置請參考最新批准的建築圖則及/或機電設計圖。
- 部份住宅單位客/飯廳、睡房、走廊及/或廚房有假天花及/或上層單位之跌級樓板用以安裝空調系統及/或機電設備。
- 於本樓面平面圖顯示露台或工作平台時，該露台或（視屬何情況而定）工作平台之外部分界以虛線標出。該虛線外有一實線，該兩線間之範圍顯示該露台或（視屬何情況而定）工作平台以外之建築裝飾或覆蓋層。
- 平面圖之尺規所列數字以毫米標示。
- 請參閱本售樓說明書第 28 頁之圖例以協助閱讀此部分的發展項目的住宅物業的樓面平面圖及其顯示之名稱和簡稱。

Floor Plans of Residential Properties in the Phase of the Development

發展項目期數的住宅物業的樓面平面圖

Tower 9 18th Floor Plan
第九座十八樓平面圖



Floor Plans of Residential Properties in the Phase of the Development

發展項目期數的住宅物業的樓面平面圖

Tower 9 18th Floor Plan 第九座十八樓平面圖

	TOWER 座	FLOOR 樓層	UNIT 單位
			A
Thickness of Floor Slab(excluding plaster) (mm) 樓板(不包括灰泥)的厚度(毫米)	Tower 9 第九座	18/F 十八樓	125, 215
Floor-to-Floor Height (mm) 層與層之間的高度(毫米)			3325

Remarks:

- The internal areas of the residential properties on the upper floors will generally be slightly larger than those on the lower floors because of the reducing thickness of the structural walls on the upper floors.
- There are architectural features and / or exposed pipes on external walls of some of the floors. For their locations, please refer to the latest approved building plans.
- Exposed or concealed common pipes are located at / adjacent to balcony and / or flat roof and / or utility platform and / or air-conditioning platform and / or external wall of some residential units. For their locations, please refer to the latest approved building plans and / or electrical and mechanical design drawings.
- Some residential units have ceiling bulkheads and / or sunken slab from unit above, for the air-conditioning system and / or electrical and mechanical services, located at living / dining room, bedrooms, corridor and / or kitchen.
- When showing a balcony or utility platform on this floor plan, a dotted line is used to demarcate the location of the external boundary of that balcony or (as the case may be) utility platform. There is a solid line outside that dotted line. The area between those two lines represents the architectural features or claddings outside that balcony or (as the case may be) utility platform.
- The dimensions of the floor plan are all in millimeter.
- Please refer to page 28 of this sales brochure for legend of the terms and abbreviations in studying the floor plans of residential properties in the Development.

備註:

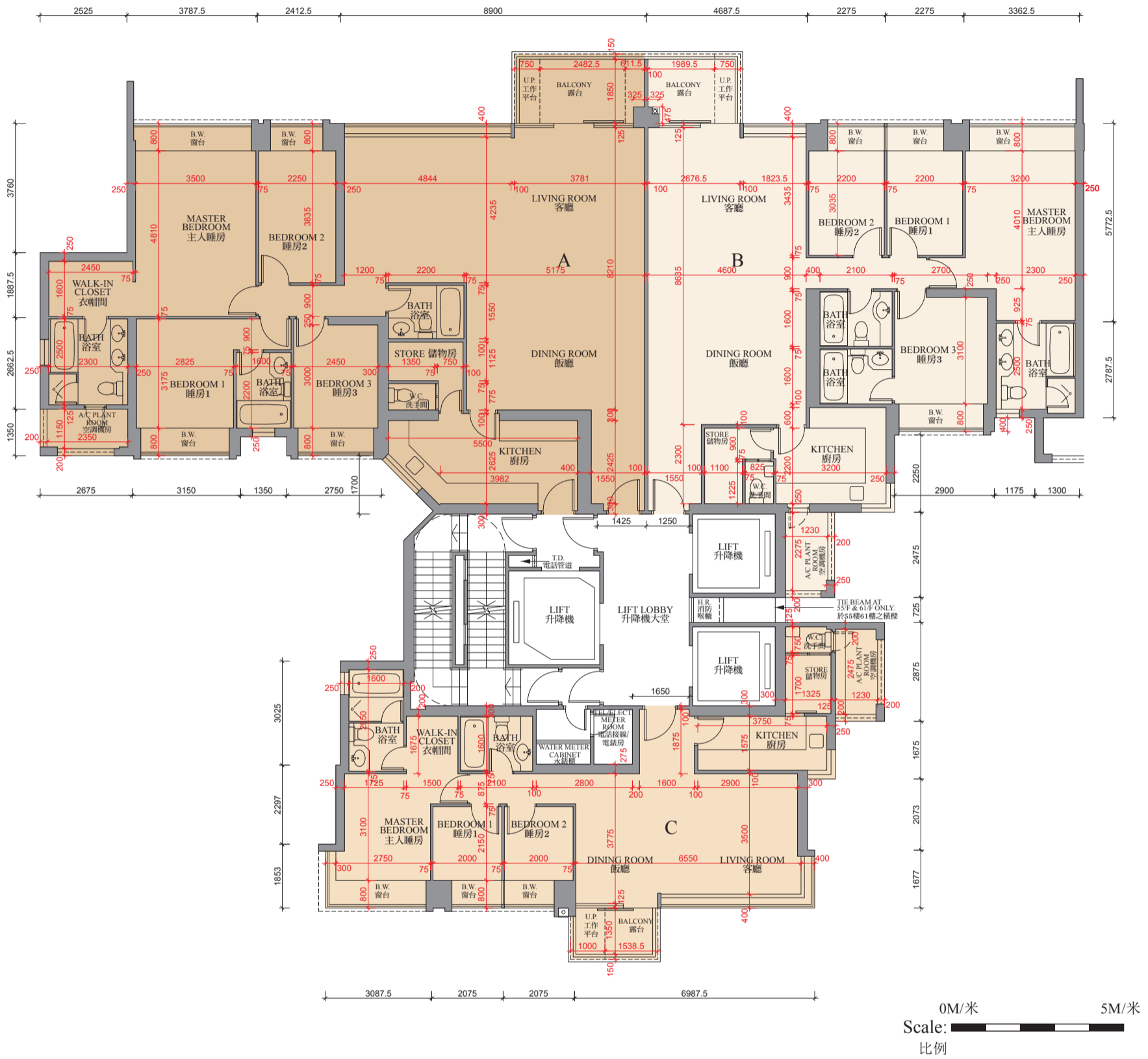
- 因住宅物業的較高樓層的結構牆的厚度遞減，較高樓層的內部面積，一般比較低樓層的內部面積稍大。
- 部份樓層外牆範圍設有建築裝飾及/或外露喉管，其位置請參考最新批准的建築圖則。
- 部份住宅單位的露台及/或平台及/或工作平台及/或空調機平台及/或外牆設有外露及/或內藏之公用喉管，其位置請參考最新批准的建築圖則及/或機電設計圖。
- 部份住宅單位客/飯廳、睡房、走廊及/或廚房有假天花及/或上層單位之跌級樓板用以安裝空調系統及/或機電設備。
- 於本樓面平面圖顯示露台或工作平台時，該露台或（視屬何情況而定）工作平台之外部分界以虛線標出。該虛線外有一實線，該兩線間之範圍顯示該露台或（視屬何情況而定）工作平台以外之建築裝飾或覆蓋層。
- 平面圖之尺規所列數字以毫米標示。
- 請參閱本售樓說明書第 28 頁之圖例以協助閱讀此部分的發展項目的住宅物業的樓面平面圖及其顯示之名稱和簡稱。

Floor Plans of Residential Properties in the Phase of the Development

發展項目期數的住宅物業的樓面平面圖

Tower 9 50th - 52nd, 55th, 56th & 60th - 62nd Floor Plan

第九座五十樓至五十二樓、五十五樓、五十六樓及六十樓至六十二樓平面圖



Floor Plans of Residential Properties in the Phase of the Development

發展項目期數的住宅物業的樓面平面圖

Tower 9 50th - 52nd, 55th, 56th & 60th - 62nd Floor Plan

第九座五十樓至五十二樓、五十五樓、五十六樓及六十樓至六十二樓平面圖

	TOWER 座	FLOOR 樓層	UNIT 單位		
			A	B	C
Thickness of Floor Slab(excluding plaster) (mm) 樓板(不包括灰泥)的厚度(毫米)	Tower 9 第九座	50/F - 52/F, 55/F 五十樓至 五十二樓、 五十五樓	125, 215	125, 150	125
Floor-to-Floor Height (mm) 層與層之間的高度(毫米)			3325	3325	3325
Thickness of Floor Slab(excluding plaster) (mm) 樓板(不包括灰泥)的厚度(毫米)		56/F, 60/F, 61/F 五十六樓、 六十樓、 六十一樓	125, 250	125, 150	125
Floor-to-Floor Height (mm) 層與層之間的高度(毫米)			3325	3325	3325
Thickness of Floor Slab(excluding plaster) (mm) 樓板(不包括灰泥)的厚度(毫米)		62/F 六十二樓	125, 150, 215	125, 150	125
Floor-to-Floor Height (mm) 層與層之間的高度(毫米)			3325, 3350	3325, 3350	3325

Remarks:

- The internal areas of the residential properties on the upper floors will generally be slightly larger than those on the lower floors because of the reducing thickness of the structural walls on the upper floors.
- There are architectural features and / or exposed pipes on external walls of some of the floors. For their locations, please refer to the latest approved building plans.
- Exposed or concealed common pipes are located at / adjacent to balcony and / or flat roof and / or utility platform and / or air-conditioning platform and / or external wall of some residential units. For their locations, please refer to the latest approved building plans and / or electrical and mechanical design drawings.
- Some residential units have ceiling bulkheads and / or sunken slab from unit above, for the air-conditioning system and / or electrical and mechanical services, located at living / dining room, bedrooms, corridor and / or kitchen.
- When showing a balcony or utility platform on this floor plan, a dotted line is used to demarcate the location of the external boundary of that balcony or (as the case may be) utility platform. There is a solid line outside that dotted line. The area between those two lines represents the architectural features or claddings outside that balcony or (as the case may be) utility platform.
- The dimensions of the floor plan are all in millimeter.
- Please refer to page 28 of this sales brochure for legend of the terms and abbreviations in studying the floor plans of residential properties in the Development.

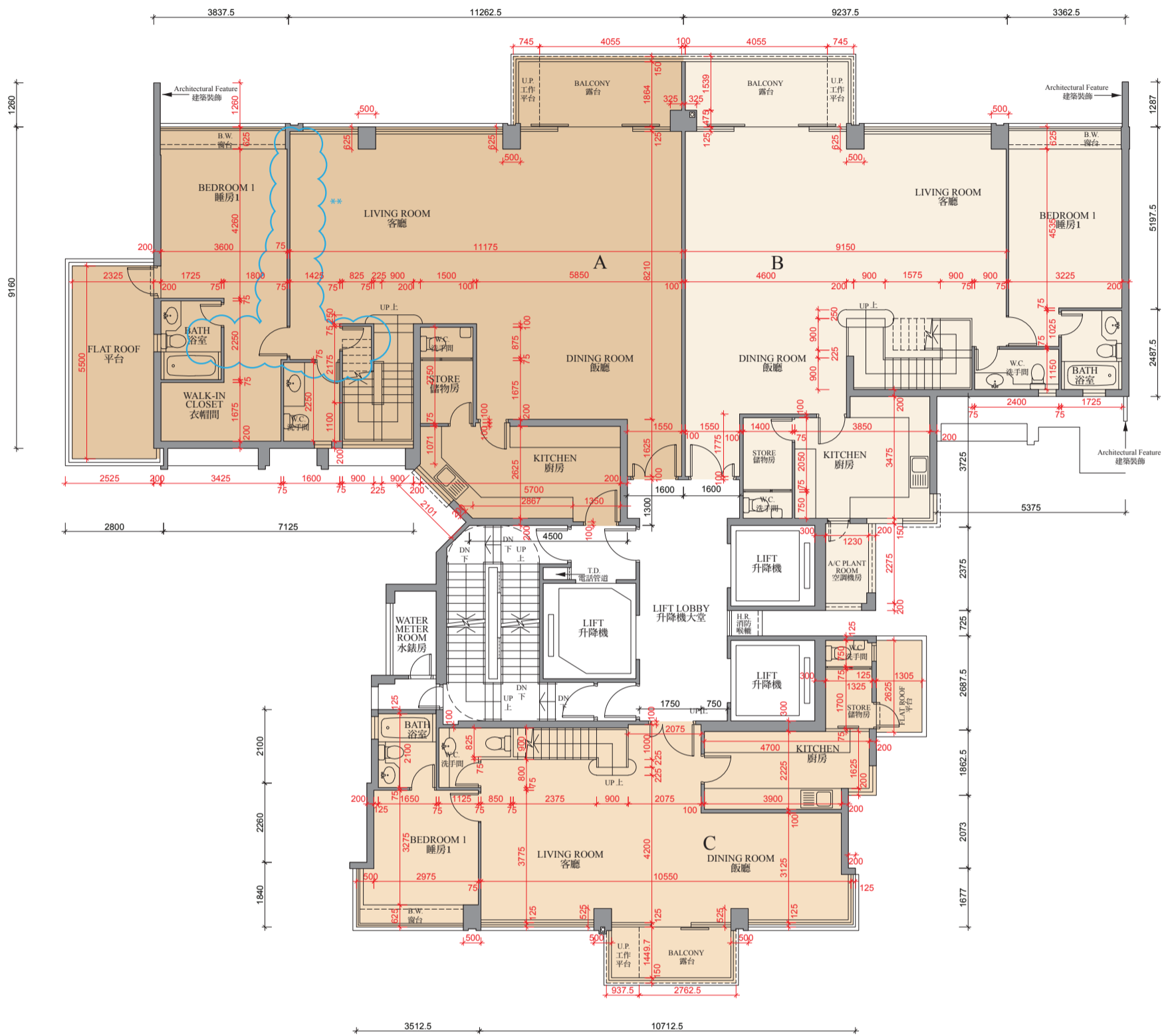
備註:

- 因住宅物業的較高樓層的結構牆的厚度遞減，較高樓層的內部面積，一般比較低樓層的內部面積稍大。
- 部份樓層外牆範圍設有建築裝飾及/或外露喉管，其位置請參考最新批准的建築圖則。
- 部份住宅單位的露台及/或平台及/或工作平台及/或空調機平台及/或外牆設有外露及/或內藏之公用喉管，其位置請參考最新批准的建築圖則及/或機電設計圖。
- 部份住宅單位客/飯廳、睡房、走廊及/或廚房有假天花及/或上層單位之跌級樓板用以安裝空調系統及/或機電設備。
- 於本樓面平面圖顯示露台或工作平台時，該露台或（視屬何情況而定）工作平台之外部分界以虛線標出。該虛線外有一實線，該兩線間之範圍顯示該露台或（視屬何情況而定）工作平台以外之建築裝飾或覆蓋層。
- 平面圖之尺規所列數字以毫米標示。
- 請參閱本售樓說明書第 28 頁之圖例以協助閱讀此部分的發展項目的住宅物業的樓面平面圖及其顯示之名稱和簡稱。

Floor Plans of Residential Properties in the Phase of the Development

發展項目期數的住宅物業的樓面平面圖

Tower 9 63rd Floor Plan
第九座六十三樓平面圖



Scale: 0M/米 5M/米
比例

Floor Plans of Residential Properties in the Phase of the Development

發展項目期數的住宅物業的樓面平面圖

Tower 9 63rd Floor Plan 第九座六十三樓平面圖

	TOWER 座	FLOOR 樓層	UNIT 單位		
			A	B	C
Thickness of Floor Slab(excluding plaster) (mm) 樓板(不包括灰泥)的厚度(毫米)	Tower 9 第九座	63/F 六十三樓	125, 150, 250	125, 150, 200	125, 150
Floor-to-Floor Height (mm) 層與層之間的高度(毫米)			3500	3500	3500

**** Alteration Works:**

The internal layout of 63/F Unit A of Tower 9 clouded in blue had been altered by way of minor works and exempted works under the Buildings Ordinance and its subsidiary legislations after completion of the Development. Such alteration includes the altering of internal stair on 63/F, the altering and addition of internal partition walls on 63/F and 65/F, and the addition of a sink on roof floor. The as-is layouts of 63/F Unit A of Tower 9 on 63/F, 65/F and roof floor are indicated in the floor plans on pages 177, 181 and 185 respectively.

Remarks:

- The internal areas of the residential properties on the upper floors will generally be slightly larger than those on the lower floors because of the reducing thickness of the structural walls on the upper floors.
- There are architectural features and / or exposed pipes on external walls of some of the floors. For their locations, please refer to the latest approved building plans.
- Exposed or concealed common pipes are located at / adjacent to balcony and / or flat roof and / or utility platform and / or air-conditioning platform and / or external wall of some residential units. For their locations, please refer to the latest approved building plans and / or electrical and mechanical design drawings.
- Some residential units have ceiling bulkheads and / or sunken slab from unit above, for the air-conditioning system and / or electrical and mechanical services, located at living / dining room, bedrooms, corridor and / or kitchen.
- When showing a balcony or utility platform on this floor plan, a dotted line is used to demarcate the location of the external boundary of that balcony or (as the case may be) utility platform. There is a solid line outside that dotted line. The area between those two lines represents the architectural features or claddings outside that balcony or (as the case may be) utility platform.
- The dimensions of the floor plan are all in millimeter.
- Please refer to page 28 of this sales brochure for legend of the terms and abbreviations in studying the floor plans of residential properties in the Development.

**** 經改動工程:**

第九座63樓A單位以藍線環繞之內部佈局在發展項目落成後曾進行按《建築物條例》及其附屬條例下的小型工程及獲豁免入則的工程而有所改動，該改動包括修改於63樓之內部樓梯、於63樓和65樓修改和加設間隔牆、於天台加設洗滌盆，改動後的第九座63樓A單位於63樓、65樓及天台的佈局已於第177頁、第181頁和第185頁之現狀平面圖標示出來。

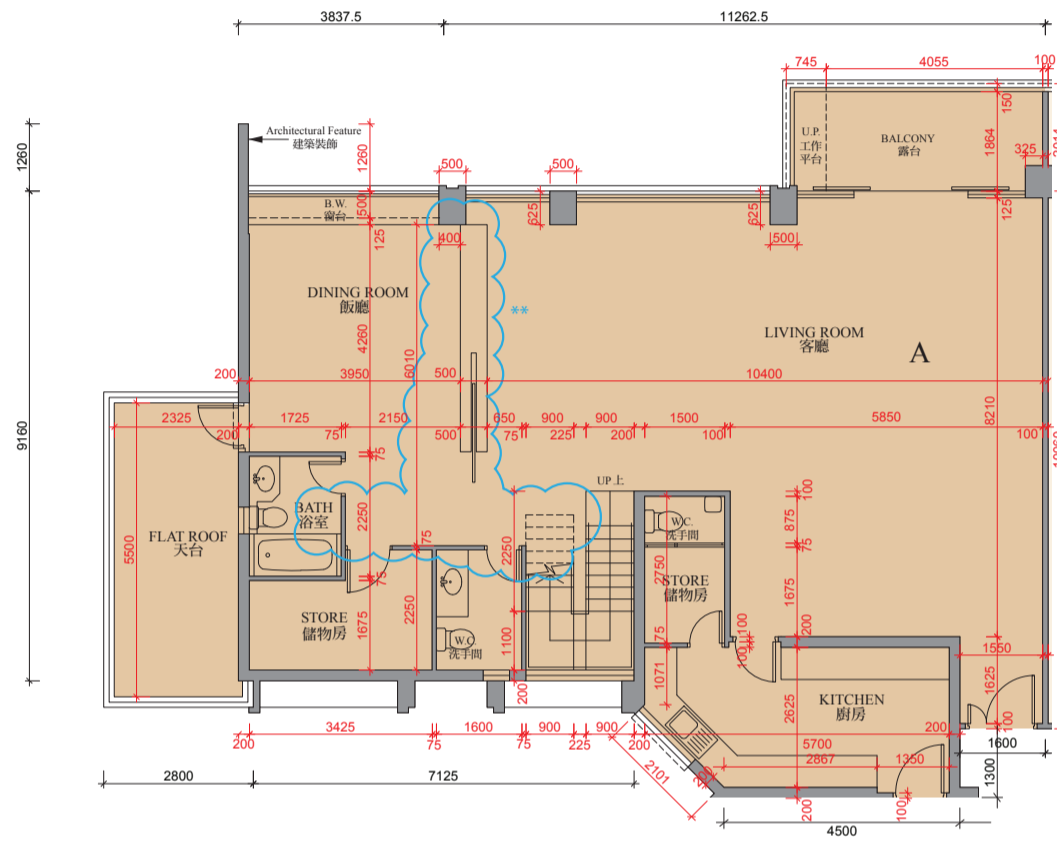
備註:

- 因住宅物業的較高樓層的結構牆的厚度遞減，較高樓層的內部面積，一般比較低樓層的內部面積稍大。
- 部份樓層外牆範圍設有建築裝飾及/或外露喉管，其位置請參考最新批准的建築圖則。
- 部份住宅單位的露台及/或平台及/或工作平台及/或空調機平台及/或外牆設有外露及/或內藏之公用喉管，其位置請參考最新批准的建築圖則及/或機電設計圖。
- 部份住宅單位客/飯廳、睡房、走廊及/或廚房有假天花及/或上層單位之跌級樓板用以安裝空調系統及/或機電設備。
- 於本樓面平面圖顯示露台或工作平台時，該露台或（視屬何情況而定）工作平台之外部分界以虛線標出。該虛線外有一實線，該兩線間之範圍顯示該露台或（視屬何情況而定）工作平台以外之建築裝飾或覆蓋層。
- 平面圖之尺規所列數字以毫米標示。
- 請參閱本售樓說明書第28頁之圖例以協助閱讀此部分的發展項目的住宅物業的樓面平面圖及其顯示之名稱和簡稱。

Floor Plans of Residential Properties in the Phase of the Development

發展項目期數的住宅物業的樓面平面圖

Floor Plan of Unit A on Tower 9 63/F showing As-is layout
第九座六十三樓單位A之現狀平面圖



Floor Plans of Residential Properties in the Phase of the Development

發展項目期數的住宅物業的樓面平面圖

Floor Plan of Unit A on Tower 9 63/F showing As-is layout 第九座六十三樓單位A之現狀平面圖

	TOWER 座	FLOOR 樓層	UNIT 單位
			A
Thickness of Floor Slab(excluding plaster) (mm) 樓板(不包括灰泥)的厚度(毫米)	Tower 9 第九座	63/F 六十三樓	125, 150, 250
Floor-to-Floor Height (mm) 層與層之間的高度(毫米)			3500

** Alteration Works:

The internal layout of 63/F Unit A of Tower 9 clouded in blue had been altered by way of minor works and exempted works under the Buildings Ordinance and its subsidiary legislations after completion of the Development. Such alteration includes the altering of internal stair on 63/F, the altering and addition of internal partition walls on 63/F and 65/F, and the addition of a sink on roof floor. The as-is layouts of 63/F Unit A of Tower 9 on 63/F, 65/F and roof floor are indicated in the floor plans on pages 177, 181 and 185 respectively.

Remarks:

- The internal areas of the residential properties on the upper floors will generally be slightly larger than those on the lower floors because of the reducing thickness of the structural walls on the upper floors.
- There are architectural features and / or exposed pipes on external walls of some of the floors. For their locations, please refer to the latest approved building plans.
- Exposed or concealed common pipes are located at / adjacent to balcony and / or flat roof and / or utility platform and / or air-conditioning platform and / or external wall of some residential units. For their locations, please refer to the latest approved building plans and / or electrical and mechanical design drawings.
- Some residential units have ceiling bulkheads and / or sunken slab from unit above, for the air-conditioning system and / or electrical and mechanical services, located at living / dining room, bedrooms, corridor and / or kitchen.
- When showing a balcony or utility platform on this floor plan, a dotted line is used to demarcate the location of the external boundary of that balcony or (as the case may be) utility platform. There is a solid line outside that dotted line. The area between those two lines represents the architectural features or claddings outside that balcony or (as the case may be) utility platform.
- The dimensions of the floor plan are all in millimeter.
- Please refer to page 28 of this sales brochure for legend of the terms and abbreviations in studying the floor plans of residential properties in the Development.

** 經改動工程:

第九座63樓A單位以藍線環繞之內部佈局在發展項目落成後曾進行按《建築物條例》及其附屬條例下的小型工程及獲豁免入則的工程而有所改動，該改動包括修改於63樓之內部樓梯、於63樓和65樓修改和加設間隔牆、於天台加設洗滌盆，改動後的第九座63樓A單位於63樓、65樓及天台的佈局已於第177頁、第181頁和第185頁之現狀平面圖標示出來。

備註:

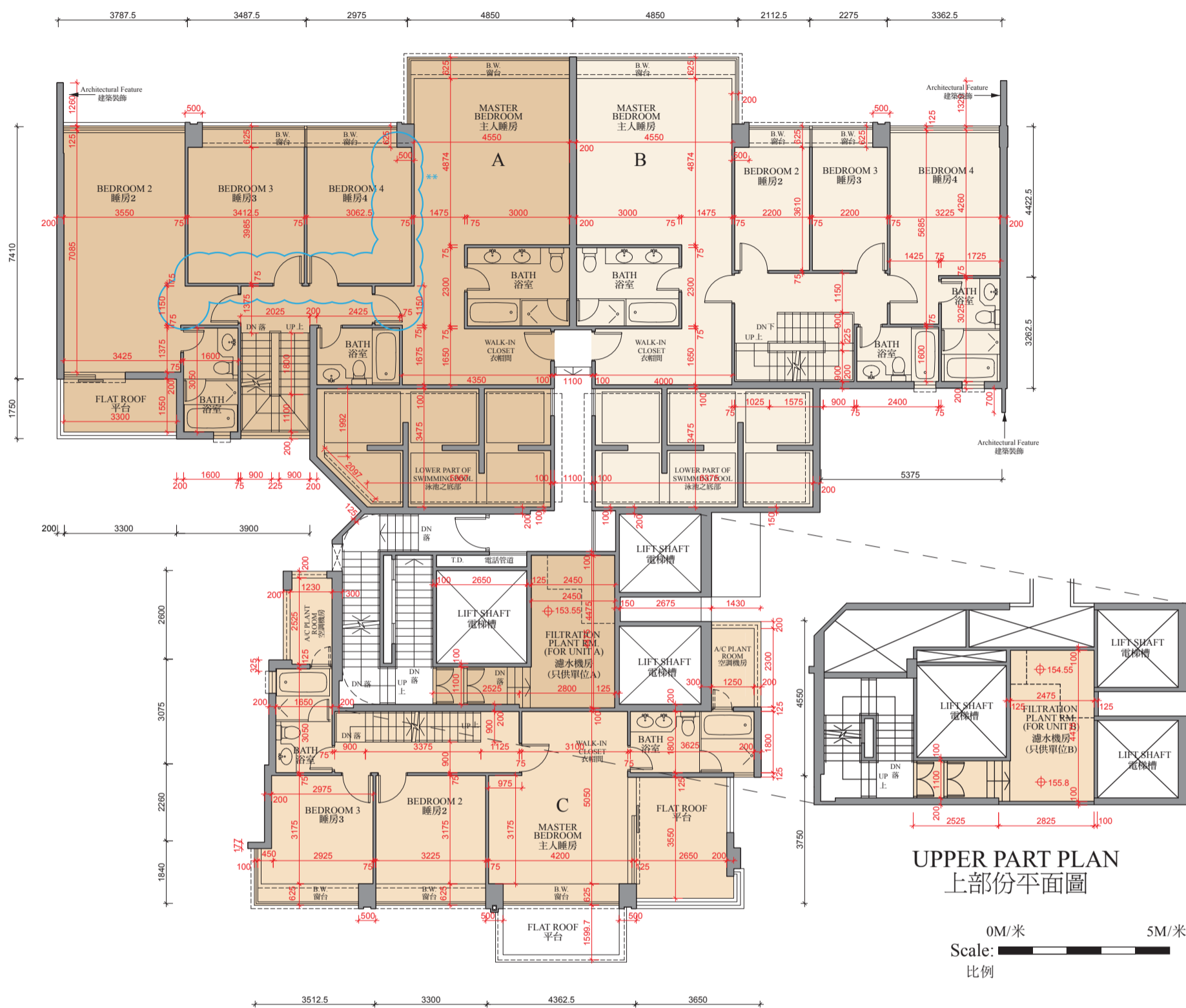
- 因住宅物業的較高樓層的結構牆的厚度遞減，較高樓層的內部面積，一般比較低樓層的內部面積稍大。
- 部份樓層外牆範圍設有建築裝飾及/或外露喉管，其位置請參考最新批准的建築圖則。
- 部份住宅單位的露台及/或平台及/或工作平台及/或空調機平台及/或外牆設有外露及/或內藏之公用喉管，其位置請參考最新批准的建築圖則及/或機電設計圖。
- 部份住宅單位客/飯廳、睡房、走廊及/或廚房有假天花及/或上層單位之跌級樓板用以安裝空調系統及/或機電設備。
- 於本樓面平面圖顯示露台或工作平台時，該露台或（視屬何情況而定）工作平台之外部分界以虛線標出。該虛線外有一實線，該兩線間之範圍顯示該露台或（視屬何情況而定）工作平台以外之建築裝飾或覆蓋層。
- 平面圖之尺規所列數字以毫米標示。
- 請參閱本售樓說明書第28頁之圖例以協助閱讀此部分的發展項目的住宅物業的樓面平面圖及其顯示之名稱和簡稱。

Floor Plans of Residential Properties in the Phase of the Development

發展項目期數的住宅物業的樓面平面圖

Tower 9 65th Floor Plan

第九座六十五樓平面圖



Floor Plans of Residential Properties in the Phase of the Development

發展項目期數的住宅物業的樓面平面圖

Tower 9 65th Floor Plan 第九座六十五樓平面圖

	TOWER 座	FLOOR 樓層	UNIT 單位		
			A	B	C
Thickness of Floor Slab(excluding plaster) (mm) 樓板(不包括灰泥)的厚度(毫米)	Tower 9 第九座	65/F 六十五樓	150, 200, 250	150, 200, 250	150, 175
Floor-to-Floor Height (mm) 層與層之間的高度(毫米)			3350	3350	3350

** Alteration Works:

The internal layout of 63/F Unit A of Tower 9 clouded in blue had been altered by way of minor works and exempted works under the Buildings Ordinance and its subsidiary legislations after completion of the Development. Such alteration includes the altering of internal stair on 63/F, the altering and addition of internal partition walls on 63/F and 65/F, and the addition of a sink on roof floor. The as-is layouts of 63/F Unit A of Tower 9 on 63/F, 65/F and roof floor are indicated in the floor plans on pages 177, 181 and 185 respectively.

Remarks:

- The internal areas of the residential properties on the upper floors will generally be slightly larger than those on the lower floors because of the reducing thickness of the structural walls on the upper floors.
- There are architectural features and / or exposed pipes on external walls of some of the floors. For their locations, please refer to the latest approved building plans.
- Exposed or concealed common pipes are located at / adjacent to balcony and / or flat roof and / or utility platform and / or air-conditioning platform and / or external wall of some residential units. For their locations, please refer to the latest approved building plans and / or electrical and mechanical design drawings.
- Some residential units have ceiling bulkheads and / or sunken slab from unit above, for the air-conditioning system and / or electrical and mechanical services, located at living / dining room, bedrooms, corridor and / or kitchen.
- When showing a balcony or utility platform on this floor plan, a dotted line is used to demarcate the location of the external boundary of that balcony or (as the case may be) utility platform. There is a solid line outside that dotted line. The area between those two lines represents the architectural features or claddings outside that balcony or (as the case may be) utility platform.
- The dimensions of the floor plan are all in millimeter.
- Please refer to page 28 of this sales brochure for legend of the terms and abbreviations in studying the floor plans of residential properties in the Development.

** 經改動工程:

第九座63樓A單位以藍線環繞之內部佈局在發展項目落成後曾進行按《建築物條例》及其附屬條例下的小型工程及獲豁免入則的工程而有所改動，該改動包括修改於63樓之內部樓梯、於63樓和65樓修改和加設間隔牆、於天台加設洗滌盆，改動後的第九座63樓A單位於63樓、65樓及天台的佈局已於第177頁、第181頁和第185頁之現狀平面圖標示出來。

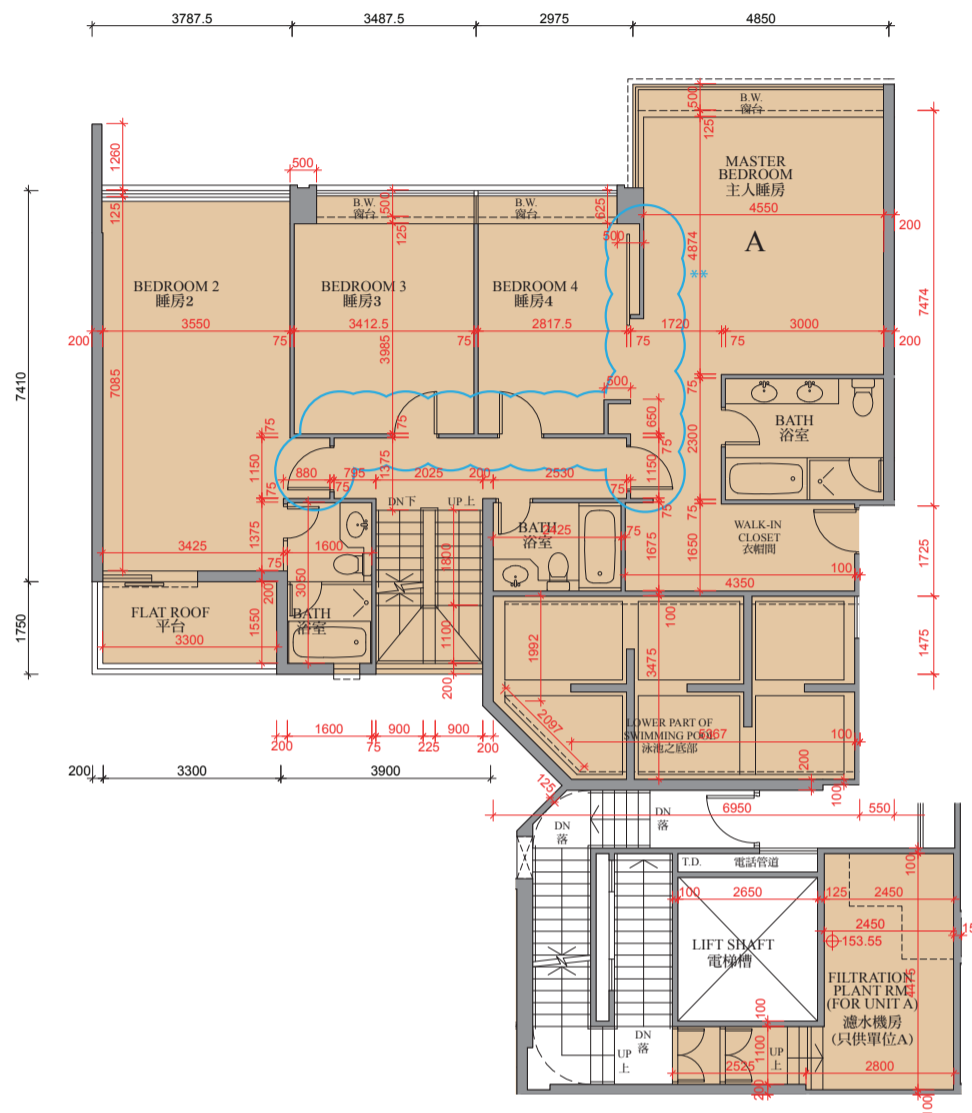

備註:

- 因住宅物業的較高樓層的結構牆的厚度遞減，較高樓層的內部面積，一般比較低樓層的內部面積稍大。
- 部份樓層外牆範圍設有建築裝飾及/或外露喉管，其位置請參考最新批准的建築圖則。
- 部份住宅單位的露台及/或平台及/或工作平台及/或空調機平台及/或外牆設有外露及/或內藏之公用喉管，其位置請參考最新批准的建築圖則及/或機電設計圖。
- 部份住宅單位客/飯廳、睡房、走廊及/或廚房有假天花及/或上層單位之跌級樓板用以安裝空調系統及/或機電設備。
- 於本樓面平面圖顯示露台或工作平台時，該露台或（視屬何情況而定）工作平台之外部分界以虛線標出。該虛線外有一實線，該兩線間之範圍顯示該露台或（視屬何情況而定）工作平台以外之建築裝飾或覆蓋層。
- 平面圖之尺規所列數字以毫米標示。
- 請參閱本售樓說明書第28頁之圖例以協助閱讀此部分的發展項目的住宅物業的樓面平面圖及其顯示之名稱和簡稱。

Floor Plans of Residential Properties in the Phase of the Development

發展項目期數的住宅物業的樓面平面圖

Floor Plan of Unit A on Tower 9 65/F showing As-is layout
 第九座六十五樓單位A之現狀平面圖



Scale: 0M/米 5M/米
 比例

Floor Plans of Residential Properties in the Phase of the Development

發展項目期數的住宅物業的樓面平面圖

Floor Plan of Unit A on Tower 9 65/F showing As-is layout 第九座六十五樓單位A之現狀平面圖

	TOWER 座	FLOOR 樓層	UNIT 單位
			A
Thickness of Floor Slab(excluding plaster) (mm) 樓板(不包括灰泥)的厚度(毫米)	Tower 9 第九座	65/F 六十五樓	150, 200, 250
Floor-to-Floor Height (mm) 層與層之間的高度(毫米)			3350

** Alteration Works:

The internal layout of 63/F Unit A of Tower 9 clouded in blue had been altered by way of minor works and exempted works under the Buildings Ordinance and its subsidiary legislations after completion of the Development. Such alteration includes the altering of internal stair on 63/F, the altering and addition of internal partition walls on 63/F and 65/F, and the addition of a sink on roof floor. The as-is layouts of 63/F Unit A of Tower 9 on 63/F, 65/F and roof floor are indicated in the floor plans on pages 177, 181 and 185 respectively.

Remarks:

- The internal areas of the residential properties on the upper floors will generally be slightly larger than those on the lower floors because of the reducing thickness of the structural walls on the upper floors.
- There are architectural features and / or exposed pipes on external walls of some of the floors. For their locations, please refer to the latest approved building plans.
- Exposed or concealed common pipes are located at / adjacent to balcony and / or flat roof and / or utility platform and / or air-conditioning platform and / or external wall of some residential units. For their locations, please refer to the latest approved building plans and / or electrical and mechanical design drawings.
- Some residential units have ceiling bulkheads and / or sunken slab from unit above, for the air-conditioning system and / or electrical and mechanical services, located at living / dining room, bedrooms, corridor and / or kitchen.
- When showing a balcony or utility platform on this floor plan, a dotted line is used to demarcate the location of the external boundary of that balcony or (as the case may be) utility platform. There is a solid line outside that dotted line. The area between those two lines represents the architectural features or claddings outside that balcony or (as the case may be) utility platform.
- The dimensions of the floor plan are all in millimeter.
- Please refer to page 28 of this sales brochure for legend of the terms and abbreviations in studying the floor plans of residential properties in the Development.

** 經改動工程:

第九座63樓A單位以藍線環繞之內部佈局在發展項目落成後曾進行按《建築物條例》及其附屬條例下的小型工程及獲豁免入則的工程而有所改動，該改動包括修改於63樓之內部樓梯、於63樓和65樓修改和加設間隔牆、於天台加設洗滌盆，改動後的第九座63樓A單位於63樓、65樓及天台的佈局已於第177頁、第181頁和第185頁之現狀平面圖標示出來。

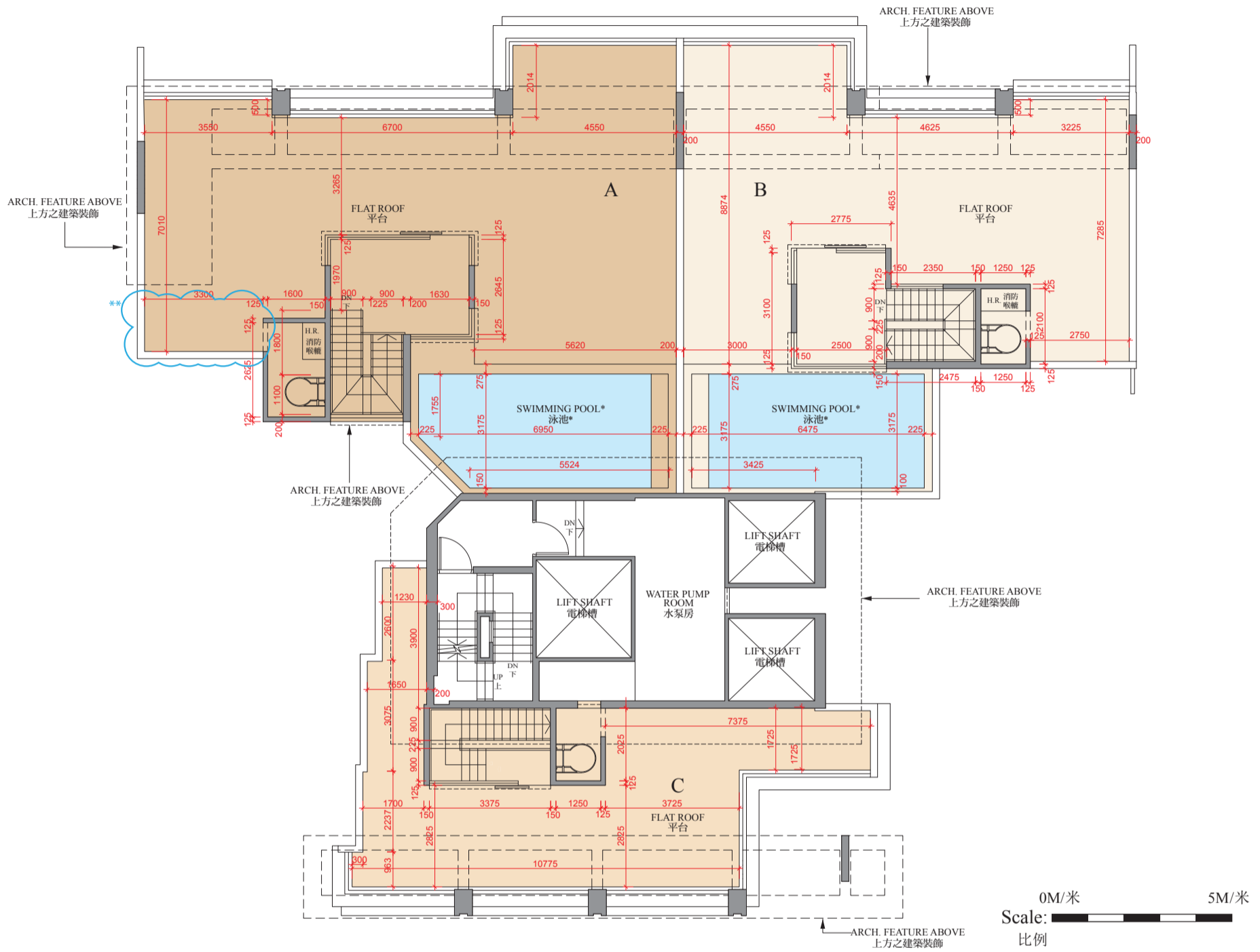
備註:

- 因住宅物業的較高樓層的結構牆的厚度遞減，較高樓層的內部面積，一般比較低樓層的內部面積稍大。
- 部份樓層外牆範圍設有建築裝飾及/或外露喉管，其位置請參考最新批准的建築圖則。
- 部份住宅單位的露台及/或平台及/或工作平台及/或空調機平台及/或外牆設有外露及/或內藏之公用喉管，其位置請參考最新批准的建築圖則及/或機電設計圖。
- 部份住宅單位客/飯廳、睡房、走廊及/或廚房有假天花及/或上層單位之跌級樓板用以安裝空調系統及/或機電設備。
- 於本樓面平面圖顯示露台或工作平台時，該露台或（視屬何情況而定）工作平台之外部分界以虛線標出。該虛線外有一實線，該兩線間之範圍顯示該露台或（視屬何情況而定）工作平台以外之建築裝飾或覆蓋層。
- 平面圖之尺規所列數字以毫米標示。
- 請參閱本售樓說明書第28頁之圖例以協助閱讀此部分的發展項目的住宅物業的樓面平面圖及其顯示之名稱和簡稱。

Floor Plans of Residential Properties in the Phase of the Development

發展項目期數的住宅物業的樓面平面圖

Tower 9 Roof Floor Plan
第九座天台平面圖



Floor Plans of Residential Properties in the Phase of the Development

發展項目期數的住宅物業的樓面平面圖

Tower 9 Roof Terrace Floor Plan 第九座天台平面圖

* A swimming pool is provided in the flat roof of this unit. The area of the flat roof specified in the section “Area of Residential Properties in the Development” includes the area of the swimming pool.

** Alteration Works:

The internal layout of 63/F Unit A of Tower 9 clouded in blue had been altered by way of minor works and exempted works under the Buildings Ordinance and its subsidiary legislations after completion of the Development. Such alteration includes the altering of internal stair on 63/F, the altering and addition of internal partition walls on 63/F and 65/F, and the addition of a sink on roof floor. The as-is layouts of 63/F Unit A of Tower 9 on 63/F, 65/F and roof floor are indicated in the floor plans on pages 177, 181 and 185 respectively.

Remarks:

- The internal areas of the residential properties on the upper floors will generally be slightly larger than those on the lower floors because of the reducing thickness of the structural walls on the upper floors.
- There are architectural features and / or exposed pipes on external walls of some of the floors. For their locations, please refer to the latest approved building plans.
- Exposed or concealed common pipes are located at / adjacent to balcony and / or flat roof and / or utility platform and / or air-conditioning platform and / or external wall of some residential units. For their locations, please refer to the latest approved building plans and / or electrical and mechanical design drawings.
- Some residential units have ceiling bulkheads and / or sunken slab from unit above, for the air-conditioning system and / or electrical and mechanical services, located at living / dining room, bedrooms, corridor and / or kitchen.
- When showing a balcony or utility platform on this floor plan, a dotted line is used to demarcate the location of the external boundary of that balcony or (as the case may be) utility platform. There is a solid line outside that dotted line. The area between those two lines represents the architectural features or claddings outside that balcony or (as the case may be) utility platform.
- The dimensions of the floor plan are all in millimeter.
- Please refer to page 28 of this sales brochure for legend of the terms and abbreviations in studying the floor plans of residential properties in the Development.

* 此單位之平台內設有泳池。「發展項目中的住宅物業的面積」一節所列該平台之面積包括平台內泳池之面積。

** 經改動工程:

第九座63樓A單位以藍線環繞之內部佈局在發展項目落成後曾進行按《建築物條例》及其附屬條例下的小型工程及獲豁免入則的工程而有所改動，該改動包括修改於63樓之內部樓梯、於63樓和65樓修改和加設間隔牆、於天台加設洗滌盆，改動後的第九座63樓A單位於63樓、65樓及天台的佈局已於第177頁、第181頁和第185頁之現狀平面圖標示出來。

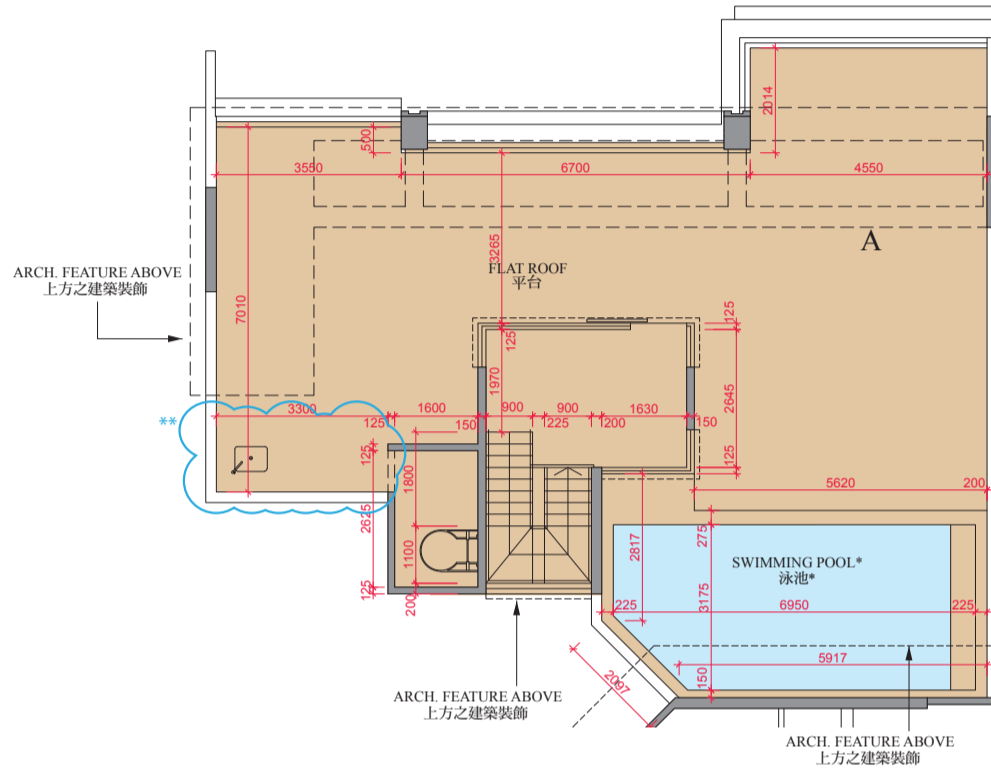
備註:

- 因住宅物業的較高樓層的結構牆的厚度遞減，較高樓層的內部面積，一般比較低樓層的內部面積稍大。
- 部份樓層外牆範圍設有建築裝飾及/或外露喉管，其位置請參考最新批准的建築圖則。
- 部份住宅單位的露台及/或平台及/或工作平台及/或空調機平台及/或外牆設有外露及/或內藏之公用喉管，其位置請參考最新批准的建築圖則及/或機電設計圖。
- 部份住宅單位客/飯廳、睡房、走廊及/或廚房有假天花及/或上層單位之跌級樓板用以安裝空調系統及/或機電設備。
- 於本樓面平面圖顯示露台或工作平台時，該露台或（視屬何情況而定）工作平台之外部分界以虛線標出。該虛線外有一實線，該兩線間之範圍顯示該露台或（視屬何情況而定）工作平台以外之建築裝飾或覆蓋層。
- 平面圖之尺規所列數字以毫米標示。
- 請參閱本售樓說明書第28頁之圖例以協助閱讀此部分的發展項目的住宅物業的樓面平面圖及其顯示之名稱和簡稱。

Floor Plans of Residential Properties in the Phase of the Development

發展項目期數的住宅物業的樓面平面圖

Floor Plan of Unit A on Tower 9 Roof Floor showing As-is layout
 第九座天台單位A之現狀平面圖



0M/米 5M/米
 Scale:
 比例

Floor Plans of Residential Properties in the Phase of the Development

發展項目期數的住宅物業的樓面平面圖

Floor Plan of Unit A on Tower 9 Roof Floor showing As-is layout 第九座天台單位A之現狀平面圖

* A swimming pool is provided in the flat roof of this unit. The area of the flat roof specified in the section “Area of Residential Properties in the Development” includes the area of the swimming pool.

** Alteration Works:

The internal layout of 63/F Unit A of Tower 9 clouded in blue had been altered by way of minor works and exempted works under the Buildings Ordinance and its subsidiary legislations after completion of the Development. Such alteration includes the altering of internal stair on 63/F, the altering and addition of internal partition walls on 63/F and 65/F, and the addition of a sink on roof floor. The as-is layouts of 63/F Unit A of Tower 9 on 63/F, 65/F and roof floor are indicated in the floor plans on pages 177, 181 and 185 respectively.

Remarks:

- The internal areas of the residential properties on the upper floors will generally be slightly larger than those on the lower floors because of the reducing thickness of the structural walls on the upper floors.
- There are architectural features and / or exposed pipes on external walls of some of the floors. For their locations, please refer to the latest approved building plans.
- Exposed or concealed common pipes are located at / adjacent to balcony and / or flat roof and / or utility platform and / or air-conditioning platform and / or external wall of some residential units. For their locations, please refer to the latest approved building plans and / or electrical and mechanical design drawings.
- Some residential units have ceiling bulkheads and / or sunken slab from unit above, for the air-conditioning system and / or electrical and mechanical services, located at living / dining room, bedrooms, corridor and / or kitchen.
- When showing a balcony or utility platform on this floor plan, a dotted line is used to demarcate the location of the external boundary of that balcony or (as the case may be) utility platform. There is a solid line outside that dotted line. The area between those two lines represents the architectural features or claddings outside that balcony or (as the case may be) utility platform.
- The dimensions of the floor plan are all in millimeter.
- Please refer to page 28 of this sales brochure for legend of the terms and abbreviations in studying the floor plans of residential properties in the Development.

* 此單位之平台內設有泳池。「發展項目中的住宅物業的面積」一節所列出該平台之面積包括平台內泳池之面積。

** 經改動工程:

第九座63樓A單位以藍線環繞之內部佈局在發展項目落成後曾進行按《建築物條例》及其附屬條例下的小型工程及獲豁免入則的工程而有所改動，該改動包括修改於63樓之內部樓梯、於63樓和65樓修改和加設間隔牆、於天台加設洗滌盆，改動後的第九座63樓A單位於63樓、65樓及天台的佈局已於第177頁、第181頁和第185頁之現狀平面圖標示出來。

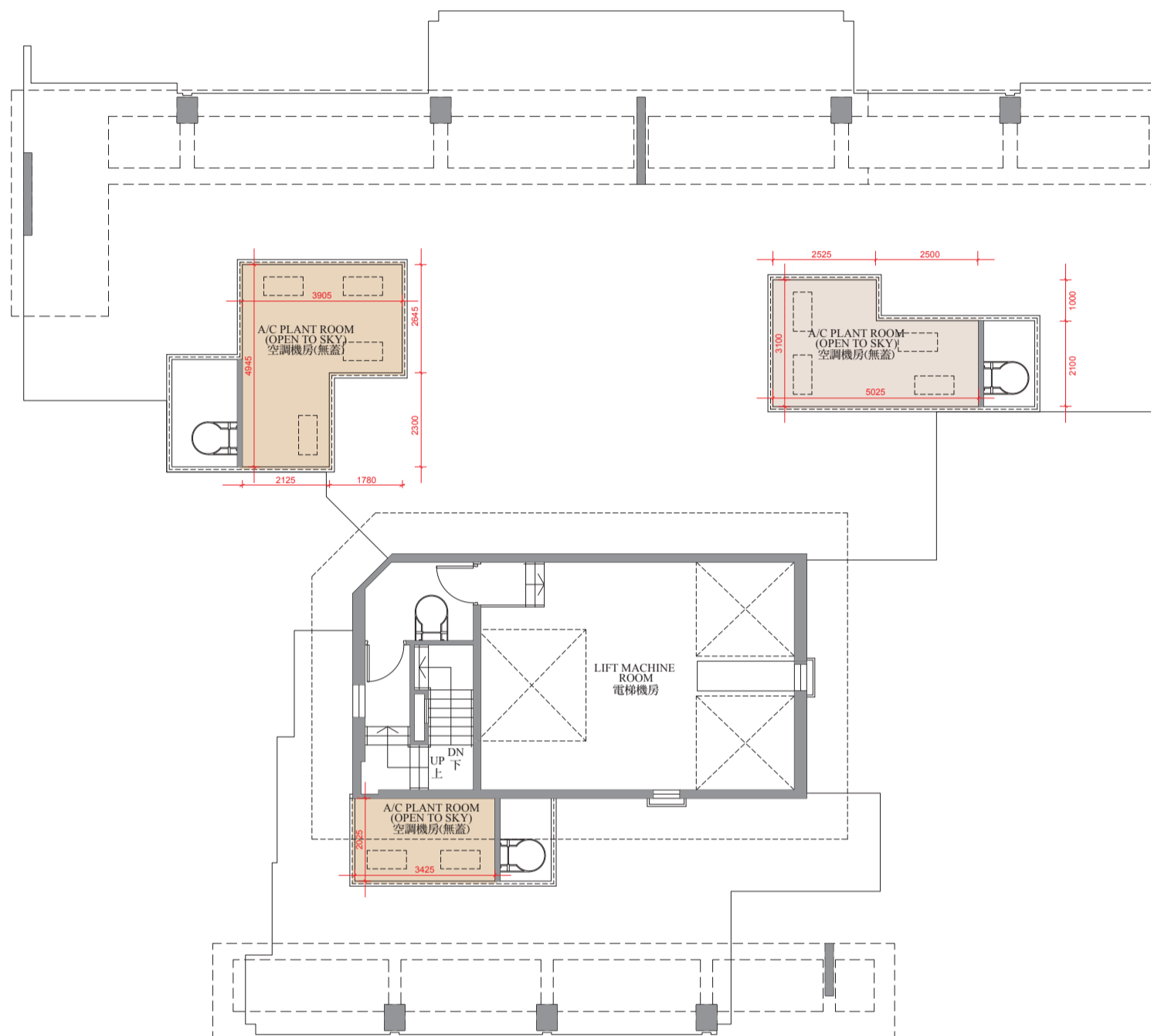
備註:

- 因住宅物業的較高樓層的結構牆的厚度遞減，較高樓層的內部面積，一般比較低樓層的內部面積稍大。
- 部份樓層外牆範圍設有建築裝飾及/或外露喉管，其位置請參考最新批准的建築圖則。
- 部份住宅單位的露台及/或平台及/或工作平台及/或空調機平台及/或外牆設有外露及/或內藏之公用喉管，其位置請參考最新批准的建築圖則及/或機電設計圖。
- 部份住宅單位客/飯廳、睡房、走廊及/或廚房有假天花及/或上層單位之跌級樓板用以安裝空調系統及/或機電設備。
- 於本樓面平面圖顯示露台或工作平台時，該露台或（視屬何情況而定）工作平台之外部分界以虛線標出。該虛線外有一實線，該兩線間之範圍顯示該露台或（視屬何情況而定）工作平台以外之建築裝飾或覆蓋層。
- 平面圖之尺規所列數字以毫米標示。
- 請參閱本售樓說明書第28頁之圖例以協助閱讀此部分的發展項目的住宅物業的樓面平面圖及其顯示之名稱和簡稱。

Floor Plans of Residential Properties in the Phase of the Development

發展項目期數的住宅物業的樓面平面圖

Tower 9 Upper Roof Floor Plan
第九座上層天台平面圖



0M/米 5M/米
Scale:
比例

Floor Plans of Residential Properties in the Phase of the Development

發展項目期數的住宅物業的樓面平面圖

Tower 9 Upper Roof Floor Plan 第九座上層天台平面圖

Remarks:

- The internal areas of the residential properties on the upper floors will generally be slightly larger than those on the lower floors because of the reducing thickness of the structural walls on the upper floors.
- There are architectural features and / or exposed pipes on external walls of some of the floors. For their locations, please refer to the latest approved building plans.
- Exposed or concealed common pipes are located at / adjacent to balcony and / or flat roof and / or utility platform and / or air-conditioning platform and / or external wall of some residential units. For their locations, please refer to the latest approved building plans and / or electrical and mechanical design drawings.
- Some residential units have ceiling bulkheads and / or sunken slab from unit above, for the air-conditioning system and / or electrical and mechanical services, located at living / dining room, bedrooms, corridor and / or kitchen.
- When showing a balcony or utility platform on this floor plan, a dotted line is used to demarcate the location of the external boundary of that balcony or (as the case may be) utility platform. There is a solid line outside that dotted line. The area between those two lines represents the architectural features or claddings outside that balcony or (as the case may be) utility platform.
- The dimensions of the floor plan are all in millimeter.
- Please refer to page 28 of this sales brochure for legend of the terms and abbreviations in studying the floor plans of residential properties in the Development.

備註:

- 因住宅物業的較高樓層的結構牆的厚度遞減，較高樓層的內部面積，一般比較低樓層的內部面積稍大。
- 部份樓層外牆範圍設有建築裝飾及/或外露喉管，其位置請參考最新批准的建築圖則。
- 部份住宅單位的露台及/或平台及/或工作平台及/或空調機平台及/或外牆設有外露及/或內藏之公用喉管，其位置請參考最新批准的建築圖則及/或機電設計圖。
- 部份住宅單位客/飯廳、睡房、走廊及/或廚房有假天花及/或上層單位之跌級樓板用以安裝空調系統及/或機電設備。
- 於本樓面平面圖顯示露台或工作平台時，該露台或（視屬何情況而定）工作平台之外部分界以虛線標出。該虛線外有一實線，該兩線間之範圍顯示該露台或（視屬何情況而定）工作平台以外之建築裝飾或覆蓋層。
- 平面圖之尺規所列數字以毫米標示。
- 請參閱本售樓說明書第 28 頁之圖例以協助閱讀此部分的發展項目的住宅物業的樓面平面圖及其顯示之名稱和簡稱。

Floor Plans of Residential Properties in the Phase of the Development

發展項目期數的住宅物業的樓面平面圖

Tower 10 5th Floor Plan
第十座五樓平面圖



Floor Plans of Residential Properties in the Phase of the Development

發展項目期數的住宅物業的樓面平面圖

Tower 10 5th Floor Plan 第十座五樓平面圖

	TOWER 座	FLOOR 樓層	UNIT 單位			
			A	B	C	D
Thickness of Floor Slab(excluding plaster) (mm) 樓板(不包括灰泥)的厚度(毫米)	Tower 10 第十座	5/F 五樓	125	125	125	125
Floor-to-Floor Height (mm) 層與層之間的高度(毫米)			3150	3150	3150	3150

Remarks:

- The internal areas of the residential properties on the upper floors will generally be slightly larger than those on the lower floors because of the reducing thickness of the structural walls on the upper floors.
- There are architectural features and / or exposed pipes on external walls of some of the floors. For their locations, please refer to the latest approved building plans.
- Exposed or concealed common pipes are located at / adjacent to balcony and / or flat roof and / or utility platform and / or air-conditioning platform and / or external wall of some residential units. For their locations, please refer to the latest approved building plans and / or electrical and mechanical design drawings.
- Some residential units have ceiling bulkheads and / or sunken slab from unit above, for the air-conditioning system and / or electrical and mechanical services, located at living / dining room, bedrooms, corridor and / or kitchen.
- When showing a balcony or utility platform on this floor plan, a dotted line is used to demarcate the location of the external boundary of that balcony or (as the case may be) utility platform. There is a solid line outside that dotted line. The area between those two lines represents the architectural features or claddings outside that balcony or (as the case may be) utility platform.
- The dimensions of the floor plan are all in millimeter.
- Please refer to page 28 of this sales brochure for legend of the terms and abbreviations in studying the floor plans of residential properties in the Development.

備註:

- 因住宅物業的較高樓層的結構牆的厚度遞減，較高樓層的內部面積，一般比較低樓層的內部面積稍大。
- 部份樓層外牆範圍設有建築裝飾及/或外露喉管，其位置請參考最新批准的建築圖則。
- 部份住宅單位的露台及/或平台及/或工作平台及/或空調機平台及/或外牆設有外露及/或內藏之公用喉管，其位置請參考最新批准的建築圖則及/或機電設計圖。
- 部份住宅單位客/飯廳、睡房、走廊及/或廚房有假天花及/或上層單位之跌級樓板用以安裝空調系統及/或機電設備。
- 於本樓面平面圖顯示露台或工作平台時，該露台或（視屬何情況而定）工作平台之外部分界以虛線標出。該虛線外有一實線，該兩線間之範圍顯示該露台或（視屬何情況而定）工作平台以外之建築裝飾或覆蓋層。
- 平面圖之尺規所列數字以毫米標示。
- 請參閱本售樓說明書第 28 頁之圖例以協助閱讀此部分的發展項目的住宅物業的樓面平面圖及其顯示之名稱和簡稱。

Floor Plans of Residential Properties in the Phase of the Development

發展項目期數的住宅物業的樓面平面圖

Tower 10 6th - 12th Floor Plan
第十座六樓至十二樓平面圖



Floor Plans of Residential Properties in the Phase of the Development

發展項目期數的住宅物業的樓面平面圖

Tower 10 6th - 12th Floor Plan 第十座六樓至十二樓平面圖

	TOWER 座	FLOOR 樓層	UNIT 單位			
			A	B	C	D
Thickness of Floor Slab(excluding plaster) (mm) 樓板(不包括灰泥)的厚度(毫米)	Tower 10 第十座	6/F - 11/F 六樓至十一樓	125	125	125	125
Floor-to-Floor Height (mm) 層與層之間的高度(毫米)			3150	3150	3150	3150
Thickness of Floor Slab(excluding plaster) (mm) 樓板(不包括灰泥)的厚度(毫米)		12/F 十二樓	150	125	125	150
Floor-to-Floor Height (mm) 層與層之間的高度(毫米)			3175	3150	3150	3175

Remarks:

- The internal areas of the residential properties on the upper floors will generally be slightly larger than those on the lower floors because of the reducing thickness of the structural walls on the upper floors.
- There are architectural features and / or exposed pipes on external walls of some of the floors. For their locations, please refer to the latest approved building plans.
- Exposed or concealed common pipes are located at / adjacent to balcony and / or flat roof and / or utility platform and / or air-conditioning platform and / or external wall of some residential units. For their locations, please refer to the latest approved building plans and / or electrical and mechanical design drawings.
- Some residential units have ceiling bulkheads and / or sunken slab from unit above, for the air-conditioning system and / or electrical and mechanical services, located at living / dining room, bedrooms, corridor and / or kitchen.
- When showing a balcony or utility platform on this floor plan, a dotted line is used to demarcate the location of the external boundary of that balcony or (as the case may be) utility platform. There is a solid line outside that dotted line. The area between those two lines represents the architectural features or claddings outside that balcony or (as the case may be) utility platform.
- The dimensions of the floor plan are all in millimeter.
- Please refer to page 28 of this sales brochure for legend of the terms and abbreviations in studying the floor plans of residential properties in the Development.

備註:

- 因住宅物業的較高樓層的結構牆的厚度遞減，較高樓層的內部面積，一般比較低樓層的內部面積稍大。
- 部份樓層外牆範圍設有建築裝飾及/或外露喉管，其位置請參考最新批准的建築圖則。
- 部份住宅單位的露台及/或平台及/或工作平台及/或空調機平台及/或外牆設有外露及/或內藏之公用喉管，其位置請參考最新批准的建築圖則及/或機電設計圖。
- 部份住宅單位客/飯廳、睡房、走廊及/或廚房有假天花及/或上層單位之跌級樓板用以安裝空調系統及/或機電設備。
- 於本樓面平面圖顯示露台或工作平台時，該露台或（視屬何情況而定）工作平台之外部分界以虛線標出。該虛線外有一實線，該兩線間之範圍顯示該露台或（視屬何情況而定）工作平台以外之建築裝飾或覆蓋層。
- 平面圖之尺規所列數字以毫米標示。
- 請參閱本售樓說明書第 28 頁之圖例以協助閱讀此部分的發展項目的住宅物業的樓面平面圖及其顯示之名稱和簡稱。

Floor Plans of Residential Properties in the Phase of the Development

發展項目期數的住宅物業的樓面平面圖

Tower 10 15th Floor Plan
第十座十五樓平面圖



0M/米 5M/米
Scale:
比例

Floor Plans of Residential Properties in the Phase of the Development

發展項目期數的住宅物業的樓面平面圖

Tower 10 15th Floor Plan 第十座十五樓平面圖

	TOWER 座	FLOOR 樓層	UNIT 單位			
			A	B	C	D
Thickness of Floor Slab(excluding plaster) (mm) 樓板(不包括灰泥)的厚度(毫米)	Tower 10 第十座	15/F 十五樓	-	125	125	-
Floor-to-Floor Height (mm) 層與層之間的高度(毫米)			-	3150	3150	-

Remarks:

- The internal areas of the residential properties on the upper floors will generally be slightly larger than those on the lower floors because of the reducing thickness of the structural walls on the upper floors.
- There are architectural features and / or exposed pipes on external walls of some of the floors. For their locations, please refer to the latest approved building plans.
- Exposed or concealed common pipes are located at / adjacent to balcony and / or flat roof and / or utility platform and / or air-conditioning platform and / or external wall of some residential units. For their locations, please refer to the latest approved building plans and / or electrical and mechanical design drawings.
- Some residential units have ceiling bulkheads and / or sunken slab from unit above, for the air-conditioning system and / or electrical and mechanical services, located at living / dining room, bedrooms, corridor and / or kitchen.
- When showing a balcony or utility platform on this floor plan, a dotted line is used to demarcate the location of the external boundary of that balcony or (as the case may be) utility platform. There is a solid line outside that dotted line. The area between those two lines represents the architectural features or claddings outside that balcony or (as the case may be) utility platform.
- The dimensions of the floor plan are all in millimeter.
- Please refer to page 28 of this sales brochure for legend of the terms and abbreviations in studying the floor plans of residential properties in the Development.

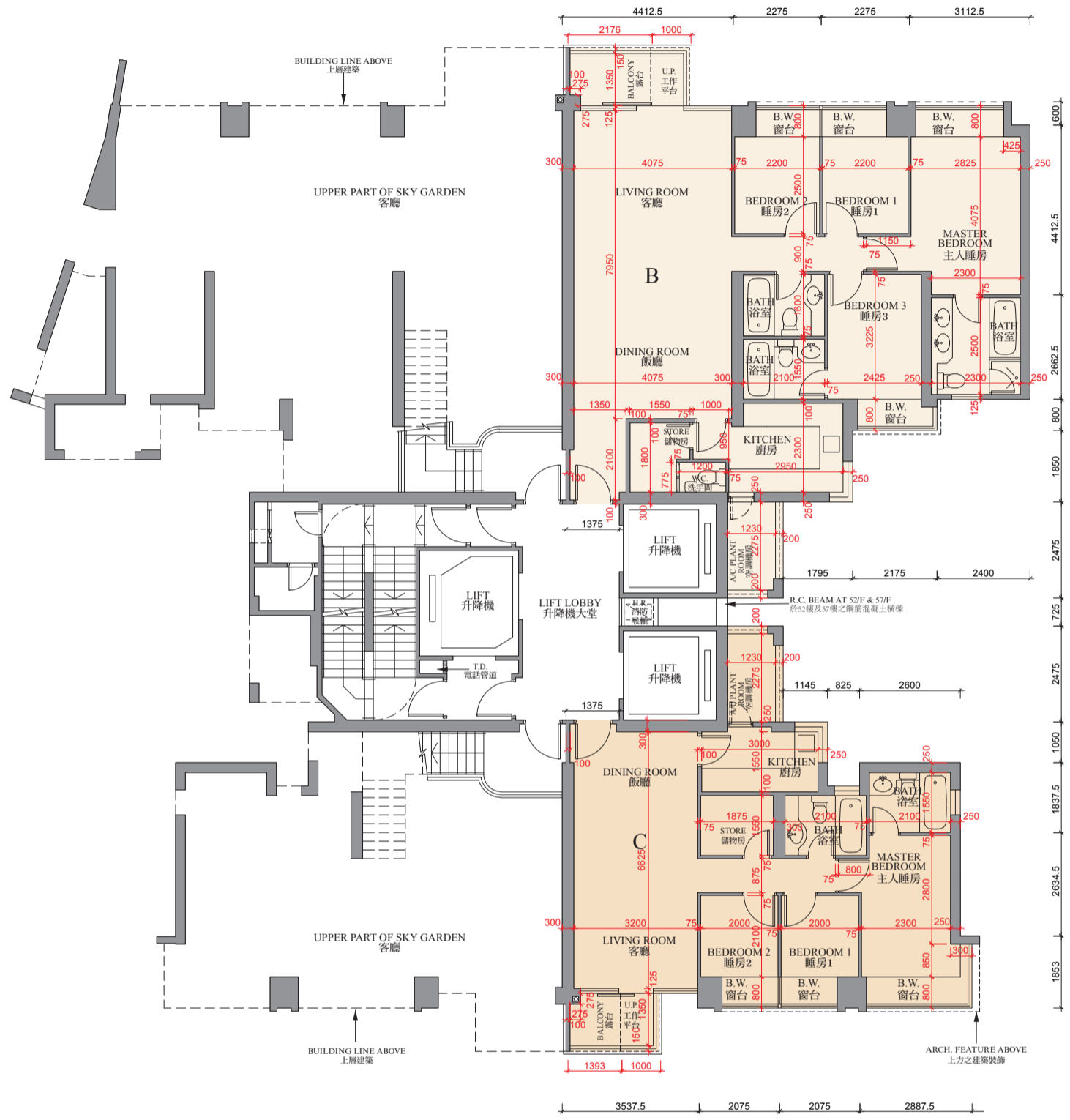
備註:

- 因住宅物業的較高樓層的結構牆的厚度遞減，較高樓層的內部面積，一般比較低樓層的內部面積稍大。
- 部份樓層外牆範圍設有建築裝飾及/或外露喉管，其位置請參考最新批准的建築圖則。
- 部份住宅單位的露台及/或平台及/或工作平台及/或空調機平台及/或外牆設有外露及/或內藏之公用喉管，其位置請參考最新批准的建築圖則及/或機電設計圖。
- 部份住宅單位客/飯廳、睡房、走廊及/或廚房有假天花及/或上層單位之跌級樓板用以安裝空調系統及/或機電設備。
- 於本樓面平面圖顯示露台或工作平台時，該露台或（視屬何情況而定）工作平台之外部分界以虛線標出。該虛線外有一實線，該兩線間之範圍顯示該露台或（視屬何情況而定）工作平台以外之建築裝飾或覆蓋層。
- 平面圖之尺規所列數字以毫米標示。
- 請參閱本售樓說明書第 28 頁之圖例以協助閱讀此部分的發展項目的住宅物業的樓面平面圖及其顯示之名稱和簡稱。

Floor Plans of Residential Properties in the Phase of the Development

發展項目期數的住宅物業的樓面平面圖

Tower 10 16th Floor Plan
第十座十六樓平面圖



0M/米
5M/米
Scale: 比例

Floor Plans of Residential Properties in the Phase of the Development

發展項目期數的住宅物業的樓面平面圖

Tower 10 16th Floor Plan 第十座十六樓平面圖

	TOWER 座	FLOOR 樓層	UNIT 單位			
			A	B	C	D
Thickness of Floor Slab(excluding plaster) (mm) 樓板(不包括灰泥)的厚度(毫米)	Tower 10 第十座	16/F 十六樓	-	125	125	-
Floor-to-Floor Height (mm) 層與層之間的高度(毫米)			-	3150	3150	-

Remarks:

- The internal areas of the residential properties on the upper floors will generally be slightly larger than those on the lower floors because of the reducing thickness of the structural walls on the upper floors.
- There are architectural features and / or exposed pipes on external walls of some of the floors. For their locations, please refer to the latest approved building plans.
- Exposed or concealed common pipes are located at / adjacent to balcony and / or flat roof and / or utility platform and / or air-conditioning platform and / or external wall of some residential units. For their locations, please refer to the latest approved building plans and / or electrical and mechanical design drawings.
- Some residential units have ceiling bulkheads and / or sunken slab from unit above, for the air-conditioning system and / or electrical and mechanical services, located at living / dining room, bedrooms, corridor and / or kitchen.
- When showing a balcony or utility platform on this floor plan, a dotted line is used to demarcate the location of the external boundary of that balcony or (as the case may be) utility platform. There is a solid line outside that dotted line. The area between those two lines represents the architectural features or claddings outside that balcony or (as the case may be) utility platform.
- The dimensions of the floor plan are all in millimeter.
- Please refer to page 28 of this sales brochure for legend of the terms and abbreviations in studying the floor plans of residential properties in the Development.

備註:

- 因住宅物業的較高樓層的結構牆的厚度遞減，較高樓層的內部面積，一般比較低樓層的內部面積稍大。
- 部份樓層外牆範圍設有建築裝飾及/或外露喉管，其位置請參考最新批准的建築圖則。
- 部份住宅單位的露台及/或平台及/或工作平台及/或空調機平台及/或外牆設有外露及/或內藏之公用喉管，其位置請參考最新批准的建築圖則及/或機電設計圖。
- 部份住宅單位客/飯廳、睡房、走廊及/或廚房有假天花及/或上層單位之跌級樓板用以安裝空調系統及/或機電設備。
- 於本樓面平面圖顯示露台或工作平台時，該露台或（視屬何情況而定）工作平台之外部分界以虛線標出。該虛線外有一實線，該兩線間之範圍顯示該露台或（視屬何情況而定）工作平台以外之建築裝飾或覆蓋層。
- 平面圖之尺規所列數字以毫米標示。
- 請參閱本售樓說明書第 28 頁之圖例以協助閱讀此部分的發展項目的住宅物業的樓面平面圖及其顯示之名稱和簡稱。

Floor Plans of Residential Properties in the Phase of the Development

發展項目期數的住宅物業的樓面平面圖

Tower 10 17th - 23rd, 25th, 27th - 33rd, 35th - 39th & 50th Floor Plan
 第十座十七樓至二十三樓、二十五樓、二十七樓至三十三樓、三十五樓至三十九樓及五十樓平面圖



Scale: 0M/米 5M/米
 比例

Floor Plans of Residential Properties in the Phase of the Development

發展項目期數的住宅物業的樓面平面圖

Tower 10 17th - 23rd, 25th, 27th - 33rd, 35th - 39th & 50th Floor Plan

第十座十七樓至二十三樓、二十五樓、二十七樓至三十三樓、三十五樓至三十九樓及五十樓平面圖

	TOWER 座	FLOOR 樓層	UNIT 單位			
			A	B	C	D
Thickness of Floor Slab(excluding plaster) (mm) 樓板(不包括灰泥)的厚度(毫米)	Tower 10 第十座	17/F - 23/F, 25/F, 27/F - 33/F, 35/F - 39/F, 50/F	125	125	125	125
Floor-to-Floor Height (mm) 層與層之間的高度(毫米)		十七樓至 二十三樓、 二十五樓、 二十七樓至 三十三樓、 三十五樓至 三十九樓、 五十樓	3150	3150	3150	3150

Remarks:

- The internal areas of the residential properties on the upper floors will generally be slightly larger than those on the lower floors because of the reducing thickness of the structural walls on the upper floors.
- There are architectural features and / or exposed pipes on external walls of some of the floors. For their locations, please refer to the latest approved building plans.
- Exposed or concealed common pipes are located at / adjacent to balcony and / or flat roof and / or utility platform and / or air-conditioning platform and / or external wall of some residential units. For their locations, please refer to the latest approved building plans and / or electrical and mechanical design drawings.
- Some residential units have ceiling bulkheads and / or sunken slab from unit above, for the air-conditioning system and / or electrical and mechanical services, located at living / dining room, bedrooms, corridor and / or kitchen.
- When showing a balcony or utility platform on this floor plan, a dotted line is used to demarcate the location of the external boundary of that balcony or (as the case may be) utility platform. There is a solid line outside that dotted line. The area between those two lines represents the architectural features or claddings outside that balcony or (as the case may be) utility platform.
- The dimensions of the floor plan are all in millimeter.
- Please refer to page 28 of this sales brochure for legend of the terms and abbreviations in studying the floor plans of residential properties in the Development.

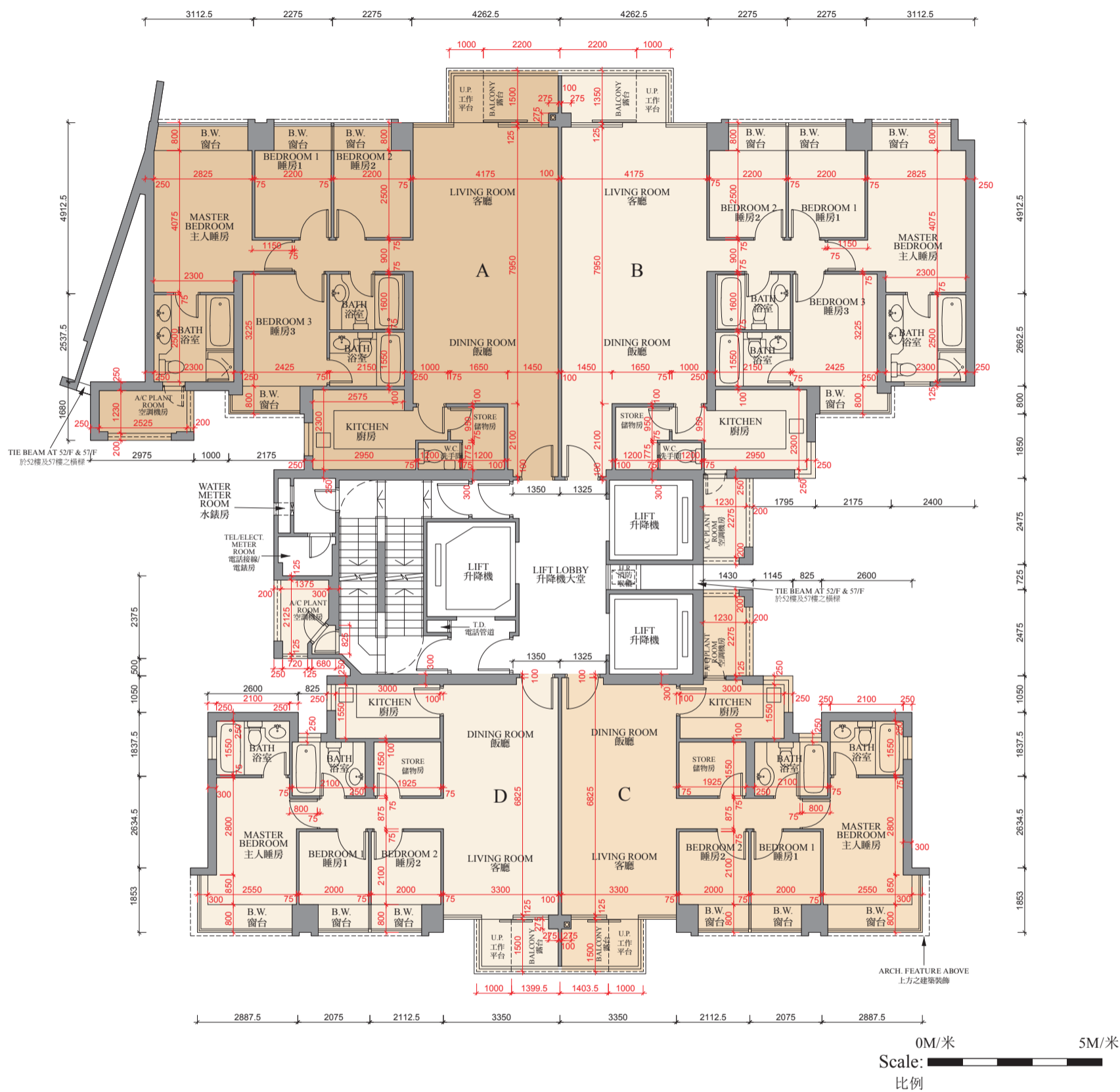
備註:

- 因住宅物業的較高樓層的結構牆的厚度遞減，較高樓層的內部面積，一般比較低樓層的內部面積稍大。
- 部份樓層外牆範圍設有建築裝飾及/或外露喉管，其位置請參考最新批准的建築圖則。
- 部份住宅單位的露台及/或平台及/或工作平台及/或空調機平台及/或外牆設有外露及/或內藏之公用喉管，其位置請參考最新批准的建築圖則及/或機電設計圖。
- 部份住宅單位客/飯廳、睡房、走廊及/或廚房有假天花及/或上層單位之跌級樓板用以安裝空調系統及/或機電設備。
- 於本樓面平面圖顯示露台或工作平台時，該露台或（視屬何情況而定）工作平台之外部分界以虛線標出。該虛線外有一實線，該兩線間之範圍顯示該露台或（視屬何情況而定）工作平台以外之建築裝飾或覆蓋層。
- 平面圖之尺規所列數字以毫米標示。
- 請參閱本售樓說明書第 28 頁之圖例以協助閱讀此部分的發展項目的住宅物業的樓面平面圖及其顯示之名稱和簡稱。

Floor Plans of Residential Properties in the Phase of the Development

發展項目期數的住宅物業的樓面平面圖

Tower 10 51st - 52nd & 55th - 57th Floor Plan
第十座五十一樓至五十二樓及五十五樓至五十七樓平面圖



Floor Plans of Residential Properties in the Phase of the Development

發展項目期數的住宅物業的樓面平面圖

Tower 10 51st - 52nd & 55th - 57th Floor Plan 第十座五十一樓至五十二樓及五十五樓至五十七樓平面圖

	TOWER 座	FLOOR 樓層	UNIT 單位			
			A	B	C	D
Thickness of Floor Slab(excluding plaster) (mm) 樓板(不包括灰泥)的厚度(毫米)	Tower 10 第十座	51/F 五十一樓	125	125	125	125
Floor-to-Floor Height (mm) 層與層之間的高度(毫米)			3150	3150	3150	3150
Thickness of Floor Slab(excluding plaster) (mm) 樓板(不包括灰泥)的厚度(毫米)		52/F, 55/F, 56/F 五十二樓、 五十五樓、 五十六樓	125, 215	125, 215	125, 175	125, 175
Floor-to-Floor Height (mm) 層與層之間的高度(毫米)			3150	3150	3150	3150
Thickness of Floor Slab(excluding plaster) (mm) 樓板(不包括灰泥)的厚度(毫米)		57/F 五十七樓	125, 150	125, 150	125	125
Floor-to-Floor Height (mm) 層與層之間的高度(毫米)			3150, 3175	3150, 3175	3150	3150

Remarks:

- The internal areas of the residential properties on the upper floors will generally be slightly larger than those on the lower floors because of the reducing thickness of the structural walls on the upper floors.
- There are architectural features and / or exposed pipes on external walls of some of the floors. For their locations, please refer to the latest approved building plans.
- Exposed or concealed common pipes are located at / adjacent to balcony and / or flat roof and / or utility platform and / or air-conditioning platform and / or external wall of some residential units. For their locations, please refer to the latest approved building plans and / or electrical and mechanical design drawings.
- Some residential units have ceiling bulkheads and / or sunken slab from unit above, for the air-conditioning system and / or electrical and mechanical services, located at living / dining room, bedrooms, corridor and / or kitchen.
- When showing a balcony or utility platform on this floor plan, a dotted line is used to demarcate the location of the external boundary of that balcony or (as the case may be) utility platform. There is a solid line outside that dotted line. The area between those two lines represents the architectural features or claddings outside that balcony or (as the case may be) utility platform.
- The dimensions of the floor plan are all in millimeter.
- Please refer to page 28 of this sales brochure for legend of the terms and abbreviations in studying the floor plans of residential properties in the Development.

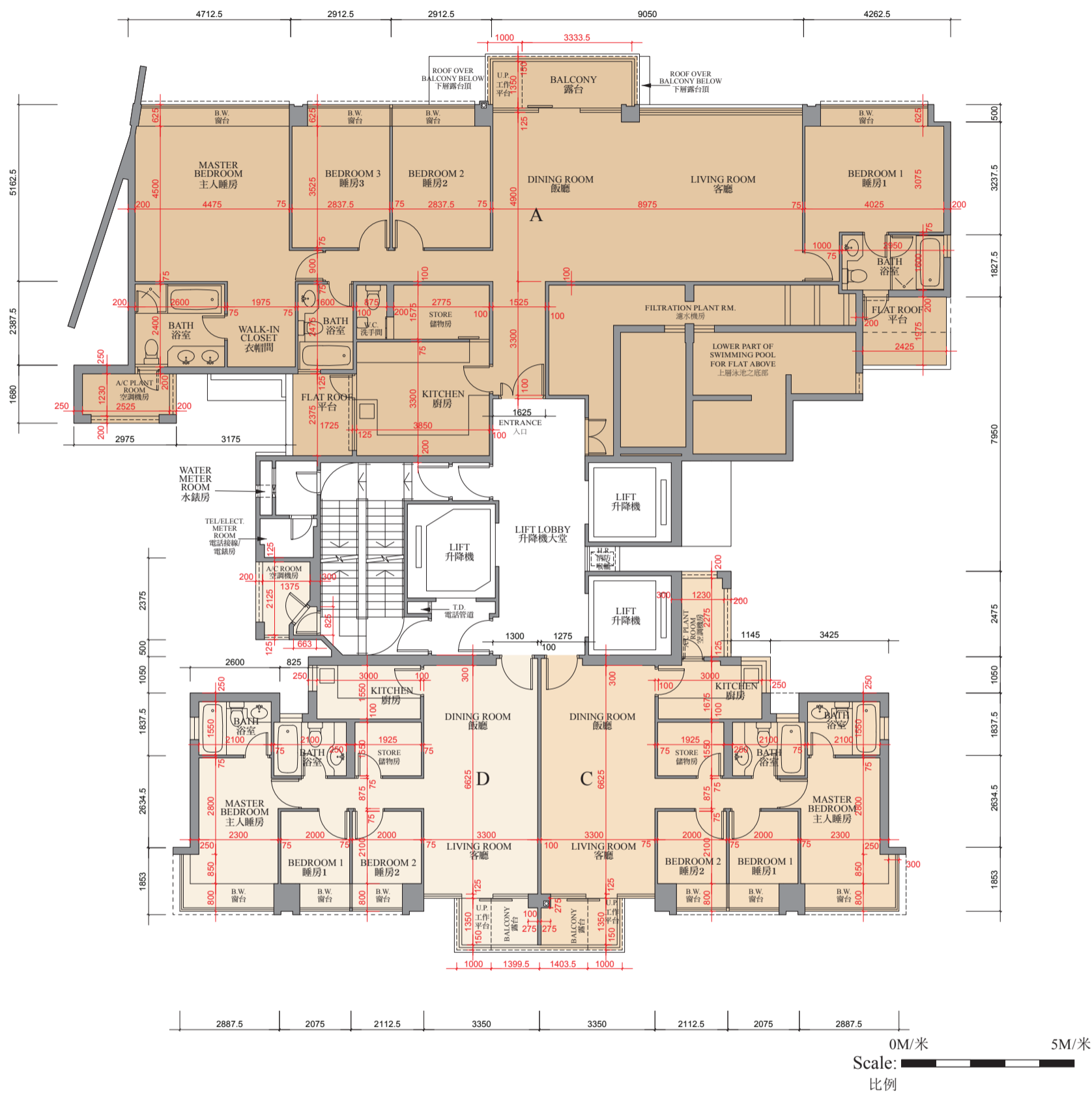
備註:

- 因住宅物業的較高樓層的結構牆的厚度遞減，較高樓層的內部面積，一般比較低樓層的內部面積稍大。
- 部份樓層外牆範圍設有建築裝飾及/或外露喉管，其位置請參考最新批准的建築圖則。
- 部份住宅單位的露台及/或平台及/或工作平台及/或空調機平台及/或外牆設有外露及/或內藏之公用喉管，其位置請參考最新批准的建築圖則及/或機電設計圖。
- 部份住宅單位客/飯廳、睡房、走廊及/或廚房有假天花及/或上層單位之跌級樓板用以安裝空調系統及/或機電設備。
- 於本樓面平面圖顯示露台或工作平台時，該露台或（視屬何情況而定）工作平台之外部分界以虛線標出。該虛線外有一實線，該兩線間之範圍顯示該露台或（視屬何情況而定）工作平台以外之建築裝飾或覆蓋層。
- 平面圖之尺規所列數字以毫米標示。
- 請參閱本售樓說明書第 28 頁之圖例以協助閱讀此部分的發展項目的住宅物業的樓面平面圖及其顯示之名稱和簡稱。

Floor Plans of Residential Properties in the Phase of the Development

發展項目期數的住宅物業的樓面平面圖

Tower 10 60th Floor Plan
第十座六十樓面圖



Floor Plans of Residential Properties in the Phase of the Development

發展項目期數的住宅物業的樓面平面圖

Tower 10 60th Floor Plan 第十座六十樓面圖

	TOWER 座	FLOOR 樓層	UNIT 單位			
			A	B	C	D
Thickness of Floor Slab(excluding plaster) (mm) 樓板(不包括灰泥)的厚度(毫米)	Tower 10 第十座	60/F 六十樓	125, 175	-	125	125, 150
Floor-to-Floor Height (mm) 層與層之間的高度(毫米)			3150	-	3150	3150, 3175

Remarks:

- The internal areas of the residential properties on the upper floors will generally be slightly larger than those on the lower floors because of the reducing thickness of the structural walls on the upper floors.
- There are architectural features and / or exposed pipes on external walls of some of the floors. For their locations, please refer to the latest approved building plans.
- Exposed or concealed common pipes are located at / adjacent to balcony and / or flat roof and / or utility platform and / or air-conditioning platform and / or external wall of some residential units. For their locations, please refer to the latest approved building plans and / or electrical and mechanical design drawings.
- Some residential units have ceiling bulkheads and / or sunken slab from unit above, for the air-conditioning system and / or electrical and mechanical services, located at living / dining room, bedrooms, corridor and / or kitchen.
- When showing a balcony or utility platform on this floor plan, a dotted line is used to demarcate the location of the external boundary of that balcony or (as the case may be) utility platform. There is a solid line outside that dotted line. The area between those two lines represents the architectural features or claddings outside that balcony or (as the case may be) utility platform.
- The dimensions of the floor plan are all in millimeter.
- Please refer to page 28 of this sales brochure for legend of the terms and abbreviations in studying the floor plans of residential properties in the Development.

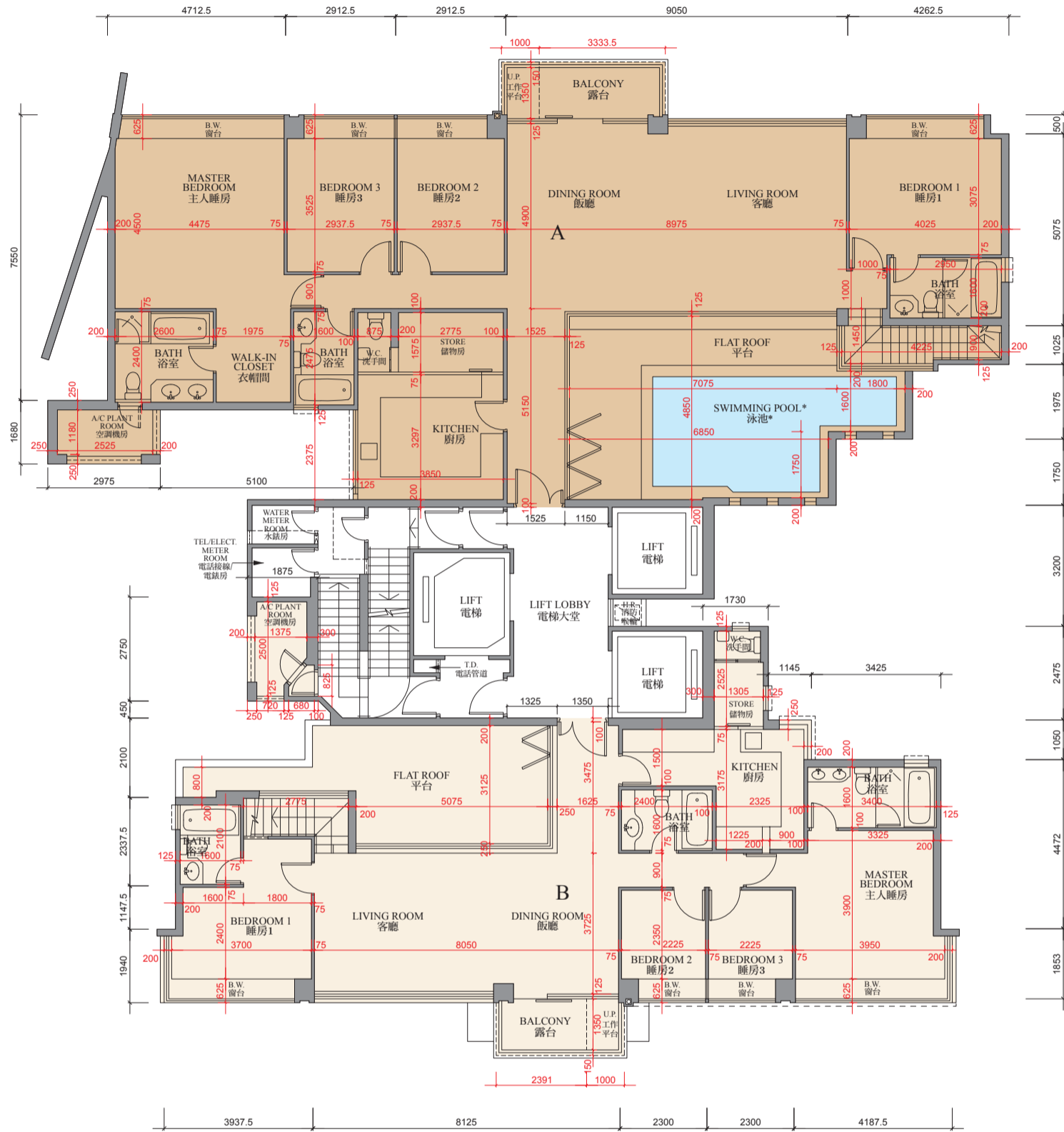
備註:

- 因住宅物業的較高樓層的結構牆的厚度遞減，較高樓層的內部面積，一般比較低樓層的內部面積稍大。
- 部份樓層外牆範圍設有建築裝飾及/或外露喉管，其位置請參考最新批准的建築圖則。
- 部份住宅單位的露台及/或平台及/或工作平台及/或空調機平台及/或外牆設有外露及/或內藏之公用喉管，其位置請參考最新批准的建築圖則及/或機電設計圖。
- 部份住宅單位客/飯廳、睡房、走廊及/或廚房有假天花及/或上層單位之跌級樓板用以安裝空調系統及/或機電設備。
- 於本樓面平面圖顯示露台或工作平台時，該露台或（視屬何情況而定）工作平台之外部分界以虛線標出。該虛線外有一實線，該兩線間之範圍顯示該露台或（視屬何情況而定）工作平台以外之建築裝飾或覆蓋層。
- 平面圖之尺規所列數字以毫米標示。
- 請參閱本售樓說明書第 28 頁之圖例以協助閱讀此部分的發展項目的住宅物業的樓面平面圖及其顯示之名稱和簡稱。

Floor Plans of Residential Properties in the Phase of the Development

發展項目期數的住宅物業的樓面平面圖

Tower 10 61st Floor Plan
第十座六十一樓平面圖



Scale:
比例

Floor Plans of Residential Properties in the Phase of the Development

發展項目期數的住宅物業的樓面平面圖

Tower 10 61st Floor Plan 第十座六十一樓平面圖

	TOWER 座	FLOOR 樓層	UNIT 單位	
			A	B
Thickness of Floor Slab(excluding plaster) (mm) 樓板(不包括灰泥)的厚度(毫米)	Tower 10 第十座	61/F 六十一樓	150, 175, 200	150, 175, 200
Floor-to-Floor Height (mm) 層與層之間的高度(毫米)			3500	3500

* A swimming pool is provided in the flat roof of this unit. The area of the flat roof specified in the section "Area of Residential Properties in the Development" includes the area of the swimming pool.

Remarks:

- The internal areas of the residential properties on the upper floors will generally be slightly larger than those on the lower floors because of the reducing thickness of the structural walls on the upper floors.
- There are architectural features and / or exposed pipes on external walls of some of the floors. For their locations, please refer to the latest approved building plans.
- Exposed or concealed common pipes are located at / adjacent to balcony and / or flat roof and / or utility platform and / or air-conditioning platform and / or external wall of some residential units. For their locations, please refer to the latest approved building plans and / or electrical and mechanical design drawings.
- Some residential units have ceiling bulkheads and / or sunken slab from unit above, for the air-conditioning system and / or electrical and mechanical services, located at living / dining room, bedrooms, corridor and / or kitchen.
- When showing a balcony or utility platform on this floor plan, a dotted line is used to demarcate the location of the external boundary of that balcony or (as the case may be) utility platform. There is a solid line outside that dotted line. The area between those two lines represents the architectural features or claddings outside that balcony or (as the case may be) utility platform.
- The dimensions of the floor plan are all in millimeter.
- Please refer to page 28 of this sales brochure for legend of the terms and abbreviations in studying the floor plans of residential properties in the Development.

* 此單位之平台內設有泳池。「發展項目中的住宅物業的面積」一節所列出該平台之面積包括平台內泳池之面積。

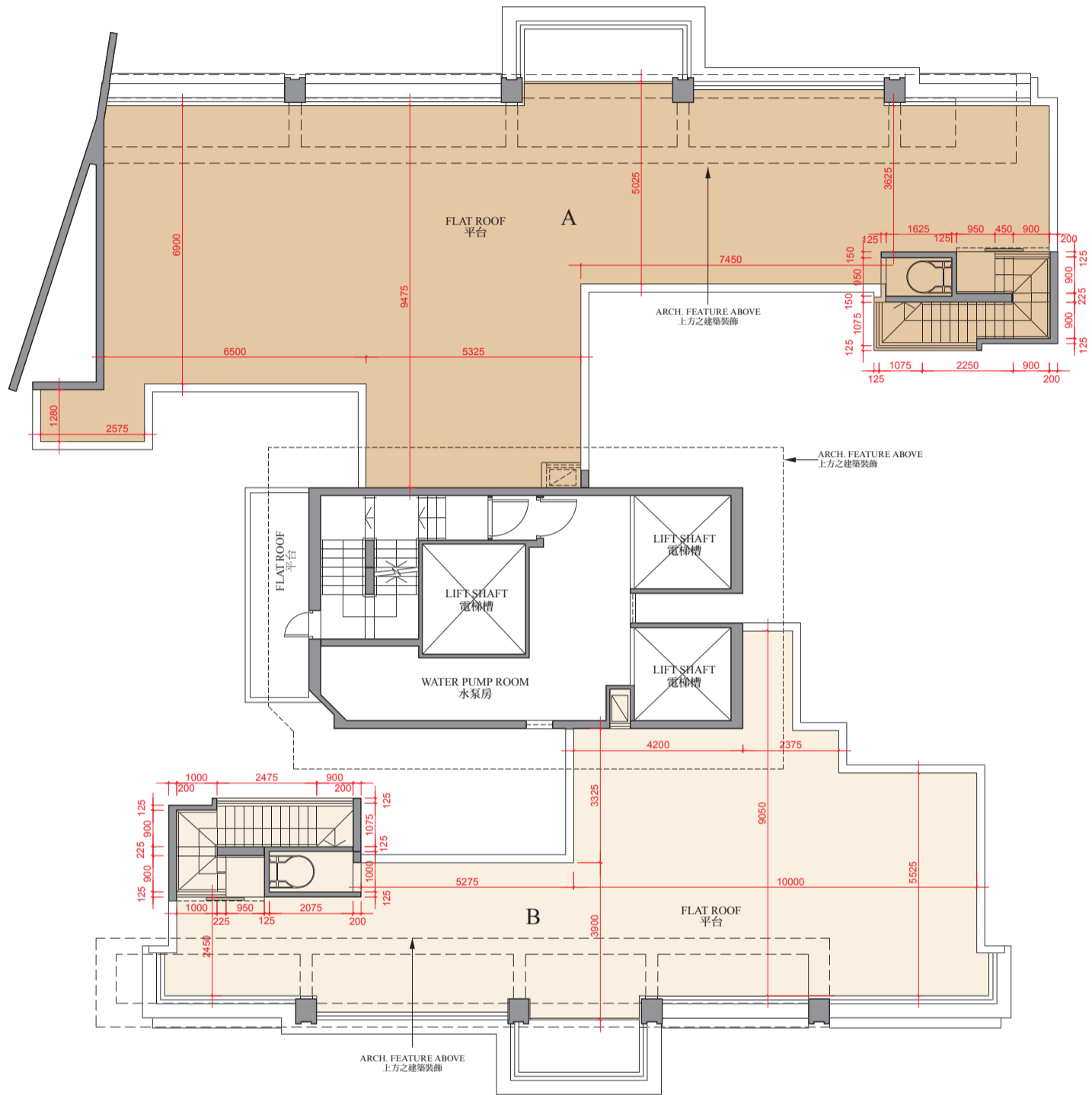
備註:

- 因住宅物業的較高樓層的結構牆的厚度遞減，較高樓層的內部面積，一般比較低樓層的內部面積稍大。
- 部份樓層外牆範圍設有建築裝飾及/或外露喉管，其位置請參考最新批准的建築圖則。
- 部份住宅單位的露台及/或平台及/或工作平台及/或空調機平台及/或外牆設有外露及/或內藏之公用喉管，其位置請參考最新批准的建築圖則及/或機電設計圖。
- 部份住宅單位客/飯廳、睡房、走廊及/或廚房有假天花及/或上層單位之跌級樓板用以安裝空調系統及/或機電設備。
- 於本樓面平面圖顯示露台或工作平台時，該露台或（視屬何情況而定）工作平台之外部分界以虛線標出。該虛線外有一實線，該兩線間之範圍顯示該露台或（視屬何情況而定）工作平台以外之建築裝飾或覆蓋層。
- 平面圖之尺規所列數字以毫米標示。
- 請參閱本售樓說明書第 28 頁之圖例以協助閱讀此部分的發展項目的住宅物業的樓面平面圖及其顯示之名稱和簡稱。

Floor Plans of Residential Properties in the Phase of the Development

發展項目期數的住宅物業的樓面平面圖

Tower 10 Roof Terrace Floor Plan
第十座天台平面圖



Floor Plans of Residential Properties in the Phase of the Development

發展項目期數的住宅物業的樓面平面圖

Tower 10 Roof Terrace Floor Plan 第十座天台平面圖

Remarks:

- The internal areas of the residential properties on the upper floors will generally be slightly larger than those on the lower floors because of the reducing thickness of the structural walls on the upper floors.
- There are architectural features and / or exposed pipes on external walls of some of the floors. For their locations, please refer to the latest approved building plans.
- Exposed or concealed common pipes are located at / adjacent to balcony and / or flat roof and / or utility platform and / or air-conditioning platform and / or external wall of some residential units. For their locations, please refer to the latest approved building plans and / or electrical and mechanical design drawings.
- Some residential units have ceiling bulkheads and / or sunken slab from unit above, for the air-conditioning system and / or electrical and mechanical services, located at living / dining room, bedrooms, corridor and / or kitchen.
- When showing a balcony or utility platform on this floor plan, a dotted line is used to demarcate the location of the external boundary of that balcony or (as the case may be) utility platform. There is a solid line outside that dotted line. The area between those two lines represents the architectural features or claddings outside that balcony or (as the case may be) utility platform.
- The dimensions of the floor plan are all in millimeter.
- Please refer to page 28 of this sales brochure for legend of the terms and abbreviations in studying the floor plans of residential properties in the Development.

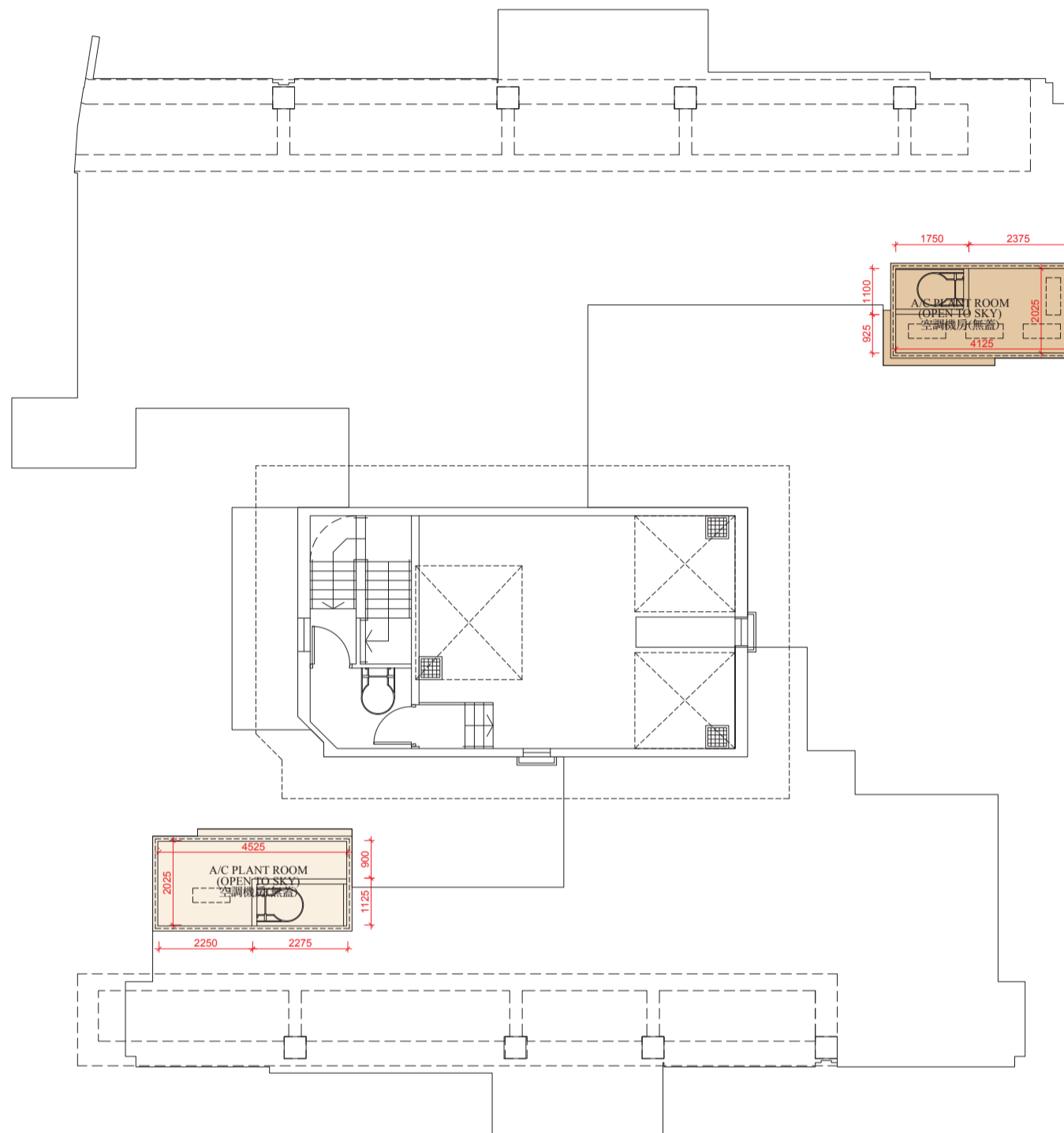
備註:

- 因住宅物業的較高樓層的結構牆的厚度遞減，較高樓層的內部面積，一般比較低樓層的內部面積稍大。
- 部份樓層外牆範圍設有建築裝飾及/或外露喉管，其位置請參考最新批准的建築圖則。
- 部份住宅單位的露台及/或平台及/或工作平台及/或空調機平台及/或外牆設有外露及/或內藏之公用喉管，其位置請參考最新批准的建築圖則及/或機電設計圖。
- 部份住宅單位客/飯廳、睡房、走廊及/或廚房有假天花及/或上層單位之跌級樓板用以安裝空調系統及/或機電設備。
- 於本樓面平面圖顯示露台或工作平台時，該露台或（視屬何情況而定）工作平台之外部分界以虛線標出。該虛線外有一實線，該兩線間之範圍顯示該露台或（視屬何情況而定）工作平台以外之建築裝飾或覆蓋層。
- 平面圖之尺規所列數字以毫米標示。
- 請參閱本售樓說明書第 28 頁之圖例以協助閱讀此部分的發展項目的住宅物業的樓面平面圖及其顯示之名稱和簡稱。

Floor Plans of Residential Properties in the Phase of the Development

發展項目期數的住宅物業的樓面平面圖

Tower 10 Upper Roof Floor Plan
第十座上層天台平面圖



0M/米 5M/米
Scale: 
比例

Floor Plans of Residential Properties in the Phase of the Development

發展項目期數的住宅物業的樓面平面圖

Tower 10 Upper Roof Floor Plan 第十座上層天台平面圖

Remarks:

- The internal areas of the residential properties on the upper floors will generally be slightly larger than those on the lower floors because of the reducing thickness of the structural walls on the upper floors.
- There are architectural features and / or exposed pipes on external walls of some of the floors. For their locations, please refer to the latest approved building plans.
- Exposed or concealed common pipes are located at / adjacent to balcony and / or flat roof and / or utility platform and / or air-conditioning platform and / or external wall of some residential units. For their locations, please refer to the latest approved building plans and / or electrical and mechanical design drawings.
- Some residential units have ceiling bulkheads and / or sunken slab from unit above, for the air-conditioning system and / or electrical and mechanical services, located at living / dining room, bedrooms, corridor and / or kitchen.
- When showing a balcony or utility platform on this floor plan, a dotted line is used to demarcate the location of the external boundary of that balcony or (as the case may be) utility platform. There is a solid line outside that dotted line. The area between those two lines represents the architectural features or claddings outside that balcony or (as the case may be) utility platform.
- The dimensions of the floor plan are all in millimeter.
- Please refer to page 28 of this sales brochure for legend of the terms and abbreviations in studying the floor plans of residential properties in the Development.

備註:

- 因住宅物業的較高樓層的結構牆的厚度遞減，較高樓層的內部面積，一般比較低樓層的內部面積稍大。
- 部份樓層外牆範圍設有建築裝飾及/或外露喉管，其位置請參考最新批准的建築圖則。
- 部份住宅單位的露台及/或平台及/或工作平台及/或空調機平台及/或外牆設有外露及/或內藏之公用喉管，其位置請參考最新批准的建築圖則及/或機電設計圖。
- 部份住宅單位客/飯廳、睡房、走廊及/或廚房有假天花及/或上層單位之跌級樓板用以安裝空調系統及/或機電設備。
- 於本樓面平面圖顯示露台或工作平台時，該露台或（視屬何情況而定）工作平台之外部分界以虛線標出。該虛線外有一實線，該兩線間之範圍顯示該露台或（視屬何情況而定）工作平台以外之建築裝飾或覆蓋層。
- 平面圖之尺規所列數字以毫米標示。
- 請參閱本售樓說明書第 28 頁之圖例以協助閱讀此部分的發展項目的住宅物業的樓面平面圖及其顯示之名稱和簡稱。

Floor Plans of Residential Properties in the Phase of the Development

發展項目期數的住宅物業的樓面平面圖

Tower 11 5th Floor Plan
第十一座五樓平面圖



Floor Plans of Residential Properties in the Phase of the Development

發展項目期數的住宅物業的樓面平面圖

Tower 11 5th Floor Plan 第十一座五樓平面圖

	TOWER 座	FLOOR 樓層	UNIT 單位				
			A	B	C	D	E
Thickness of Floor Slab(excluding plaster) (mm) 樓板(不包括灰泥)的厚度(毫米)	Tower 11 第十一座	5/F 五樓	125	125	125	125	125
Floor-to-Floor Height (mm) 層與層之間的高度(毫米)			3150	3150	3150	3150	3150

Remarks:

- The internal areas of the residential properties on the upper floors will generally be slightly larger than those on the lower floors because of the reducing thickness of the structural walls on the upper floors.
- There are architectural features and / or exposed pipes on external walls of some of the floors. For their locations, please refer to the latest approved building plans.
- Exposed or concealed common pipes are located at / adjacent to balcony and / or flat roof and / or utility platform and / or air-conditioning platform and / or external wall of some residential units. For their locations, please refer to the latest approved building plans and / or electrical and mechanical design drawings.
- Some residential units have ceiling bulkheads and / or sunken slab from unit above, for the air-conditioning system and / or electrical and mechanical services, located at living / dining room, bedrooms, corridor and / or kitchen.
- When showing a balcony or utility platform on this floor plan, a dotted line is used to demarcate the location of the external boundary of that balcony or (as the case may be) utility platform. There is a solid line outside that dotted line. The area between those two lines represents the architectural features or claddings outside that balcony or (as the case may be) utility platform.
- The dimensions of the floor plan are all in millimeter.
- Please refer to page 28 of this sales brochure for legend of the terms and abbreviations in studying the floor plans of residential properties in the Development.

備註:

- 因住宅物業的較高樓層的結構牆的厚度遞減，較高樓層的內部面積，一般比較低樓層的內部面積稍大。
- 部份樓層外牆範圍設有建築裝飾及/或外露喉管，其位置請參考最新批准的建築圖則。
- 部份住宅單位的露台及/或平台及/或工作平台及/或空調機平台及/或外牆設有外露及/或內藏之公用喉管，其位置請參考最新批准的建築圖則及/或機電設計圖。
- 部份住宅單位客/飯廳、睡房、走廊及/或廚房有假天花及/或上層單位之跌級樓板用以安裝空調系統及/或機電設備。
- 於本樓面平面圖顯示露台或工作平台時，該露台或（視屬何情況而定）工作平台之外部分界以虛線標出。該虛線外有一實線，該兩線間之範圍顯示該露台或（視屬何情況而定）工作平台以外之建築裝飾或覆蓋層。
- 平面圖之尺規所列數字以毫米標示。
- 請參閱本售樓說明書第 28 頁之圖例以協助閱讀此部分的發展項目的住宅物業的樓面平面圖及其顯示之名稱和簡稱。

Floor Plans of Residential Properties in the Phase of the Development

發展項目期數的住宅物業的樓面平面圖

Tower 11 6th - 12th Floor Plan

第十一座六樓至十二樓平面圖



0M/米 5M/米
Scale:
比例

Floor Plans of Residential Properties in the Phase of the Development

發展項目期數的住宅物業的樓面平面圖

Tower 11 6th - 12th Floor Plan 第十一座六樓至十二樓平面圖

	TOWER 座	FLOOR 樓層	UNIT 單位				
			A	B	C	D	E
Thickness of Floor Slab(excluding plaster) (mm) 樓板(不包括灰泥)的厚度(毫米)	Tower 11 第十一座	6/F - 11/F 六樓至十一樓	125	125	125	125	125
Floor-to-Floor Height (mm) 層與層之間的高度(毫米)			3150	3150	3150	3150	3150
Thickness of Floor Slab(excluding plaster) (mm) 樓板(不包括灰泥)的厚度(毫米)		12/F 十二樓	125	150	150	125	125
Floor-to-Floor Height (mm) 層與層之間的高度(毫米)			3150	3175	3175	3150	3150

Remarks:

- The internal areas of the residential properties on the upper floors will generally be slightly larger than those on the lower floors because of the reducing thickness of the structural walls on the upper floors.
- There are architectural features and / or exposed pipes on external walls of some of the floors. For their locations, please refer to the latest approved building plans.
- Exposed or concealed common pipes are located at / adjacent to balcony and / or flat roof and / or utility platform and / or air-conditioning platform and / or external wall of some residential units. For their locations, please refer to the latest approved building plans and / or electrical and mechanical design drawings.
- Some residential units have ceiling bulkheads and / or sunken slab from unit above, for the air-conditioning system and / or electrical and mechanical services, located at living / dining room, bedrooms, corridor and / or kitchen.
- When showing a balcony or utility platform on this floor plan, a dotted line is used to demarcate the location of the external boundary of that balcony or (as the case may be) utility platform. There is a solid line outside that dotted line. The area between those two lines represents the architectural features or claddings outside that balcony or (as the case may be) utility platform.
- The dimensions of the floor plan are all in millimeter.
- Please refer to page 28 of this sales brochure for legend of the terms and abbreviations in studying the floor plans of residential properties in the Development.

備註:

- 因住宅物業的較高樓層的結構牆的厚度遞減，較高樓層的內部面積，一般比較低樓層的內部面積稍大。
- 部份樓層外牆範圍設有建築裝飾及/或外露喉管，其位置請參考最新批准的建築圖則。
- 部份住宅單位的露台及/或平台及/或工作平台及/或空調機平台及/或外牆設有外露及/或內藏之公用喉管，其位置請參考最新批准的建築圖則及/或機電設計圖。
- 部份住宅單位客/飯廳、睡房、走廊及/或廚房有假天花及/或上層單位之跌級樓板用以安裝空調系統及/或機電設備。
- 於本樓面平面圖顯示露台或工作平台時，該露台或（視屬何情況而定）工作平台之外部分界以虛線標出。該虛線外有一實線，該兩線間之範圍顯示該露台或（視屬何情況而定）工作平台以外之建築裝飾或覆蓋層。
- 平面圖之尺規所列數字以毫米標示。
- 請參閱本售樓說明書第 28 頁之圖例以協助閱讀此部分的發展項目的住宅物業的樓面平面圖及其顯示之名稱和簡稱。

Floor Plans of Residential Properties in the Phase of the Development

發展項目期數的住宅物業的樓面平面圖

Tower 11 15th Floor Plan
第十一座十五樓平面圖



0M/米 5M/米
Scale:
比例

Floor Plans of Residential Properties in the Phase of the Development

發展項目期數的住宅物業的樓面平面圖

Tower 11 15th Floor Plan 第十一座十五樓平面圖

	TOWER 座	FLOOR 樓層	UNIT 單位				
			A	B	C	D	E
Thickness of Floor Slab(excluding plaster) (mm) 樓板(不包括灰泥)的厚度(毫米)	Tower 11 第十一座	15/F 十五樓	125	-	-	125	125
Floor-to-Floor Height (mm) 層與層之間的高度(毫米)			3150	-	-	3150	3150

Remarks:

- The internal areas of the residential properties on the upper floors will generally be slightly larger than those on the lower floors because of the reducing thickness of the structural walls on the upper floors.
- There are architectural features and / or exposed pipes on external walls of some of the floors. For their locations, please refer to the latest approved building plans.
- Exposed or concealed common pipes are located at / adjacent to balcony and / or flat roof and / or utility platform and / or air-conditioning platform and / or external wall of some residential units. For their locations, please refer to the latest approved building plans and / or electrical and mechanical design drawings.
- Some residential units have ceiling bulkheads and / or sunken slab from unit above, for the air-conditioning system and / or electrical and mechanical services, located at living / dining room, bedrooms, corridor and / or kitchen.
- When showing a balcony or utility platform on this floor plan, a dotted line is used to demarcate the location of the external boundary of that balcony or (as the case may be) utility platform. There is a solid line outside that dotted line. The area between those two lines represents the architectural features or claddings outside that balcony or (as the case may be) utility platform.
- The dimensions of the floor plan are all in millimeter.
- Please refer to page 28 of this sales brochure for legend of the terms and abbreviations in studying the floor plans of residential properties in the Development.

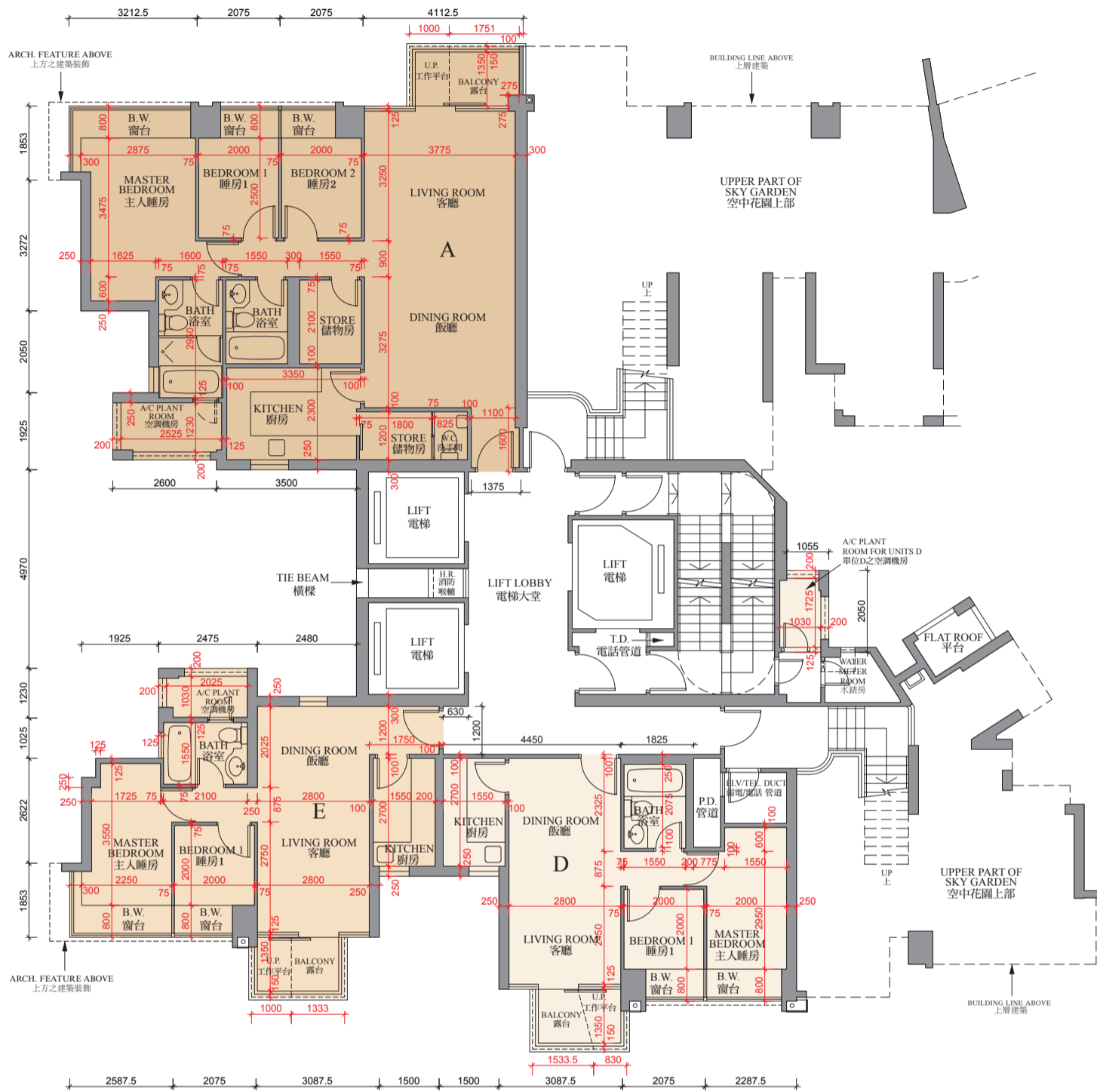
備註:

- 因住宅物業的較高樓層的結構牆的厚度遞減，較高樓層的內部面積，一般比較低樓層的內部面積稍大。
- 部份樓層外牆範圍設有建築裝飾及/或外露喉管，其位置請參考最新批准的建築圖則。
- 部份住宅單位的露台及/或平台及/或工作平台及/或空調機平台及/或外牆設有外露及/或內藏之公用喉管，其位置請參考最新批准的建築圖則及/或機電設計圖。
- 部份住宅單位客/飯廳、睡房、走廊及/或廚房有假天花及/或上層單位之跌級樓板用以安裝空調系統及/或機電設備。
- 於本樓面平面圖顯示露台或工作平台時，該露台或（視屬何情況而定）工作平台之外部分界以虛線標出。該虛線外有一實線，該兩線間之範圍顯示該露台或（視屬何情況而定）工作平台以外之建築裝飾或覆蓋層。
- 平面圖之尺規所列數字以毫米標示。
- 請參閱本售樓說明書第 28 頁之圖例以協助閱讀此部分的發展項目的住宅物業的樓面平面圖及其顯示之名稱和簡稱。

Floor Plans of Residential Properties in the Phase of the Development

發展項目期數的住宅物業的樓面平面圖

Tower 11 16th Floor Plan
第十一座十六樓平面圖



0M/米 5M/米
Scale: 比例

Floor Plans of Residential Properties in the Phase of the Development

發展項目期數的住宅物業的樓面平面圖

Tower 11 16th Floor Plan 第十一座十六樓平面圖

	TOWER 座	FLOOR 樓層	UNIT 單位				
			A	B	C	D	E
Thickness of Floor Slab(excluding plaster) (mm) 樓板(不包括灰泥)的厚度(毫米)	Tower 11 第十一座	16/F 十六樓	125	-	-	125	125
Floor-to-Floor Height (mm) 層與層之間的高度(毫米)			3150	-	-	3150	3150

Remarks:

- The internal areas of the residential properties on the upper floors will generally be slightly larger than those on the lower floors because of the reducing thickness of the structural walls on the upper floors.
- There are architectural features and / or exposed pipes on external walls of some of the floors. For their locations, please refer to the latest approved building plans.
- Exposed or concealed common pipes are located at / adjacent to balcony and / or flat roof and / or utility platform and / or air-conditioning platform and / or external wall of some residential units. For their locations, please refer to the latest approved building plans and / or electrical and mechanical design drawings.
- Some residential units have ceiling bulkheads and / or sunken slab from unit above, for the air-conditioning system and / or electrical and mechanical services, located at living / dining room, bedrooms, corridor and / or kitchen.
- When showing a balcony or utility platform on this floor plan, a dotted line is used to demarcate the location of the external boundary of that balcony or (as the case may be) utility platform. There is a solid line outside that dotted line. The area between those two lines represents the architectural features or claddings outside that balcony or (as the case may be) utility platform.
- The dimensions of the floor plan are all in millimeter.
- Please refer to page 28 of this sales brochure for legend of the terms and abbreviations in studying the floor plans of residential properties in the Development.

備註:

- 因住宅物業的較高樓層的結構牆的厚度遞減，較高樓層的內部面積，一般比較低樓層的內部面積稍大。
- 部份樓層外牆範圍設有建築裝飾及/或外露喉管，其位置請參考最新批准的建築圖則。
- 部份住宅單位的露台及/或平台及/或工作平台及/或空調機平台及/或外牆設有外露及/或內藏之公用喉管，其位置請參考最新批准的建築圖則及/或機電設計圖。
- 部份住宅單位客/飯廳、睡房、走廊及/或廚房有假天花及/或上層單位之跌級樓板用以安裝空調系統及/或機電設備。
- 於本樓面平面圖顯示露台或工作平台時，該露台或（視屬何情況而定）工作平台之外部分界以虛線標出。該虛線外有一實線，該兩線間之範圍顯示該露台或（視屬何情況而定）工作平台以外之建築裝飾或覆蓋層。
- 平面圖之尺規所列數字以毫米標示。
- 請參閱本售樓說明書第 28 頁之圖例以協助閱讀此部分的發展項目的住宅物業的樓面平面圖及其顯示之名稱和簡稱。

Floor Plans of Residential Properties in the Phase of the Development

發展項目期數的住宅物業的樓面平面圖

Tower 11 17th - 23rd, 25th, 27th - 33rd, 35th - 39th & 50th Floor Plan
 第十一座十七樓至二十三樓、二十五樓、二十七樓至三十三樓、
 三十五樓至三十九樓及五十樓平面圖



Floor Plans of Residential Properties in the Phase of the Development

發展項目期數的住宅物業的樓面平面圖

Tower 11 17th - 23rd, 25th, 27th - 33rd, 35th - 39th & 50th Floor Plan 第十一座十七樓至二十三樓、二十五樓、二十七樓至三十三樓、 三十五樓至三十九樓及五十樓平面圖

	TOWER 座	FLOOR 樓層	UNIT 單位				
			A	B	C	D	E
Thickness of Floor Slab(excluding plaster) (mm) 樓板(不包括灰泥)的厚度(毫米)	Tower 11 第十一座	17/F - 23/F, 25/F, 27/F -33/F, 35/F - 39/F, 50/F	125	125	125	125	125
Floor-to-Floor Height (mm) 層與層之間的高度(毫米)		十七樓至 二十三樓、 二十五樓、 二十七樓至 三十三樓、 三十五樓至 三十九樓、 五十樓	3150	3150	3150	3150	3150

Remarks:

- The internal areas of the residential properties on the upper floors will generally be slightly larger than those on the lower floors because of the reducing thickness of the structural walls on the upper floors.
- There are architectural features and / or exposed pipes on external walls of some of the floors. For their locations, please refer to the latest approved building plans.
- Exposed or concealed common pipes are located at / adjacent to balcony and / or flat roof and / or utility platform and / or air-conditioning platform and / or external wall of some residential units. For their locations, please refer to the latest approved building plans and / or electrical and mechanical design drawings.
- Some residential units have ceiling bulkheads and / or sunken slab from unit above, for the air-conditioning system and / or electrical and mechanical services, located at living / dining room, bedrooms, corridor and / or kitchen.
- When showing a balcony or utility platform on this floor plan, a dotted line is used to demarcate the location of the external boundary of that balcony or (as the case may be) utility platform. There is a solid line outside that dotted line. The area between those two lines represents the architectural features or claddings outside that balcony or (as the case may be) utility platform.
- The dimensions of the floor plan are all in millimeter.
- Please refer to page 28 of this sales brochure for legend of the terms and abbreviations in studying the floor plans of residential properties in the Development.

備註:

- 因住宅物業的較高樓層的結構牆的厚度遞減，較高樓層的內部面積，一般比較低樓層的內部面積稍大。
- 部份樓層外牆範圍設有建築裝飾及/或外露喉管，其位置請參考最新批准的建築圖則。
- 部份住宅單位的露台及/或平台及/或工作平台及/或空調機平台及/或外牆設有外露及/或內藏之公用喉管，其位置請參考最新批准的建築圖則及/或機電設計圖。
- 部份住宅單位客/飯廳、睡房、走廊及/或廚房有假天花及/或上層單位之跌級樓板用以安裝空調系統及/或機電設備。
- 於本樓面平面圖顯示露台或工作平台時，該露台或（視屬何情況而定）工作平台之外部分界以虛線標出。該虛線外有一實線，該兩線間之範圍顯示該露台或（視屬何情況而定）工作平台以外之建築裝飾或覆蓋層。
- 平面圖之尺規所列數字以毫米標示。
- 請參閱本售樓說明書第 28 頁之圖例以協助閱讀此部分的發展項目的住宅物業的樓面平面圖及其顯示之名稱和簡稱。

Floor Plans of Residential Properties in the Phase of the Development

發展項目期數的住宅物業的樓面平面圖

Tower 11 51st - 52nd & 55th - 57th Floor Plan
 第十一座五十一樓至五十二樓及五十五樓至五十七樓平面圖



0M/米 5M/米
 Scale: 比例

Floor Plans of Residential Properties in the Phase of the Development

發展項目期數的住宅物業的樓面平面圖

Tower 11 51st - 52nd & 55th - 57th Floor Plan 第十一座五十一樓至五十二樓及五十五樓至五十七樓平面圖

	TOWER 座	FLOOR 樓層	UNIT 單位				
			A	B	C	D	E
Thickness of Floor Slab(excluding plaster) (mm) 樓板(不包括灰泥)的厚度(毫米)	Tower 11 第十一座	51/F 五十一樓	125	125	125	125	125
Floor-to-Floor Height (mm) 層與層之間的高度(毫米)			3150	3150	3150	3150	3150
Thickness of Floor Slab(excluding plaster) (mm) 樓板(不包括灰泥)的厚度(毫米)		52/F, 55/F, 56/F 五十二樓、 五十五樓、 五十六樓	125, 200	125, 200	125	125	125
Floor-to-Floor Height (mm) 層與層之間的高度(毫米)			3150	3150	3150	3150	3150
Thickness of Floor Slab(excluding plaster) (mm) 樓板(不包括灰泥)的厚度(毫米)		57/F 五十七樓	125	125	125	125	125, 150
Floor-to-Floor Height (mm) 層與層之間的高度(毫米)			3150	3150	3150	3150	3150, 3175

Remarks:

- The internal areas of the residential properties on the upper floors will generally be slightly larger than those on the lower floors because of the reducing thickness of the structural walls on the upper floors.
- There are architectural features and / or exposed pipes on external walls of some of the floors. For their locations, please refer to the latest approved building plans.
- Exposed or concealed common pipes are located at / adjacent to balcony and / or flat roof and / or utility platform and / or air-conditioning platform and / or external wall of some residential units. For their locations, please refer to the latest approved building plans and / or electrical and mechanical design drawings.
- Some residential units have ceiling bulkheads and / or sunken slab from unit above, for the air-conditioning system and / or electrical and mechanical services, located at living / dining room, bedrooms, corridor and / or kitchen.
- When showing a balcony or utility platform on this floor plan, a dotted line is used to demarcate the location of the external boundary of that balcony or (as the case may be) utility platform. There is a solid line outside that dotted line. The area between those two lines represents the architectural features or claddings outside that balcony or (as the case may be) utility platform.
- The dimensions of the floor plan are all in millimeter.
- Please refer to page 28 of this sales brochure for legend of the terms and abbreviations in studying the floor plans of residential properties in the Development.

備註:

- 因住宅物業的較高樓層的結構牆的厚度遞減，較高樓層的內部面積，一般比較低樓層的內部面積稍大。
- 部份樓層外牆範圍設有建築裝飾及/或外露喉管，其位置請參考最新批准的建築圖則。
- 部份住宅單位的露台及/或平台及/或工作平台及/或空調機平台及/或外牆設有外露及/或內藏之公用喉管，其位置請參考最新批准的建築圖則及/或機電設計圖。
- 部份住宅單位客/飯廳、睡房、走廊及/或廚房有假天花及/或上層單位之跌級樓板用以安裝空調系統及/或機電設備。
- 於本樓面平面圖顯示露台或工作平台時，該露台或（視屬何情況而定）工作平台之外部分界以虛線標出。該虛線外有一實線，該兩線間之範圍顯示該露台或（視屬何情況而定）工作平台以外之建築裝飾或覆蓋層。
- 平面圖之尺規所列數字以毫米標示。
- 請參閱本售樓說明書第 28 頁之圖例以協助閱讀此部分的發展項目的住宅物業的樓面平面圖及其顯示之名稱和簡稱。

Floor Plans of Residential Properties in the Phase of the Development

發展項目期數的住宅物業的樓面平面圖

Tower 11 60th Floor Plan
第十一座六十樓平面圖



0M/米 5M/米
Scale:
比例

Floor Plans of Residential Properties in the Phase of the Development

發展項目期數的住宅物業的樓面平面圖

Tower 11 60th Floor Plan 第十一座六十樓平面圖

	TOWER 座	FLOOR 樓層	UNIT 單位			
			A	B	C	D
Thickness of Floor Slab(excluding plaster) (mm) 樓板(不包括灰泥)的厚度(毫米)	Tower 11 第十一座	60/F 六十樓	125, 175	-	125	125
Floor-to-Floor Height (mm) 層與層之間的高度(毫米)			3150	-	3150	3150

Remarks:

- The internal areas of the residential properties on the upper floors will generally be slightly larger than those on the lower floors because of the reducing thickness of the structural walls on the upper floors.
- There are architectural features and / or exposed pipes on external walls of some of the floors. For their locations, please refer to the latest approved building plans.
- Exposed or concealed common pipes are located at / adjacent to balcony and / or flat roof and / or utility platform and / or air-conditioning platform and / or external wall of some residential units. For their locations, please refer to the latest approved building plans and / or electrical and mechanical design drawings.
- Some residential units have ceiling bulkheads and / or sunken slab from unit above, for the air-conditioning system and / or electrical and mechanical services, located at living / dining room, bedrooms, corridor and / or kitchen.
- When showing a balcony or utility platform on this floor plan, a dotted line is used to demarcate the location of the external boundary of that balcony or (as the case may be) utility platform. There is a solid line outside that dotted line. The area between those two lines represents the architectural features or claddings outside that balcony or (as the case may be) utility platform.
- The dimensions of the floor plan are all in millimeter.
- Please refer to page 28 of this sales brochure for legend of the terms and abbreviations in studying the floor plans of residential properties in the Development.

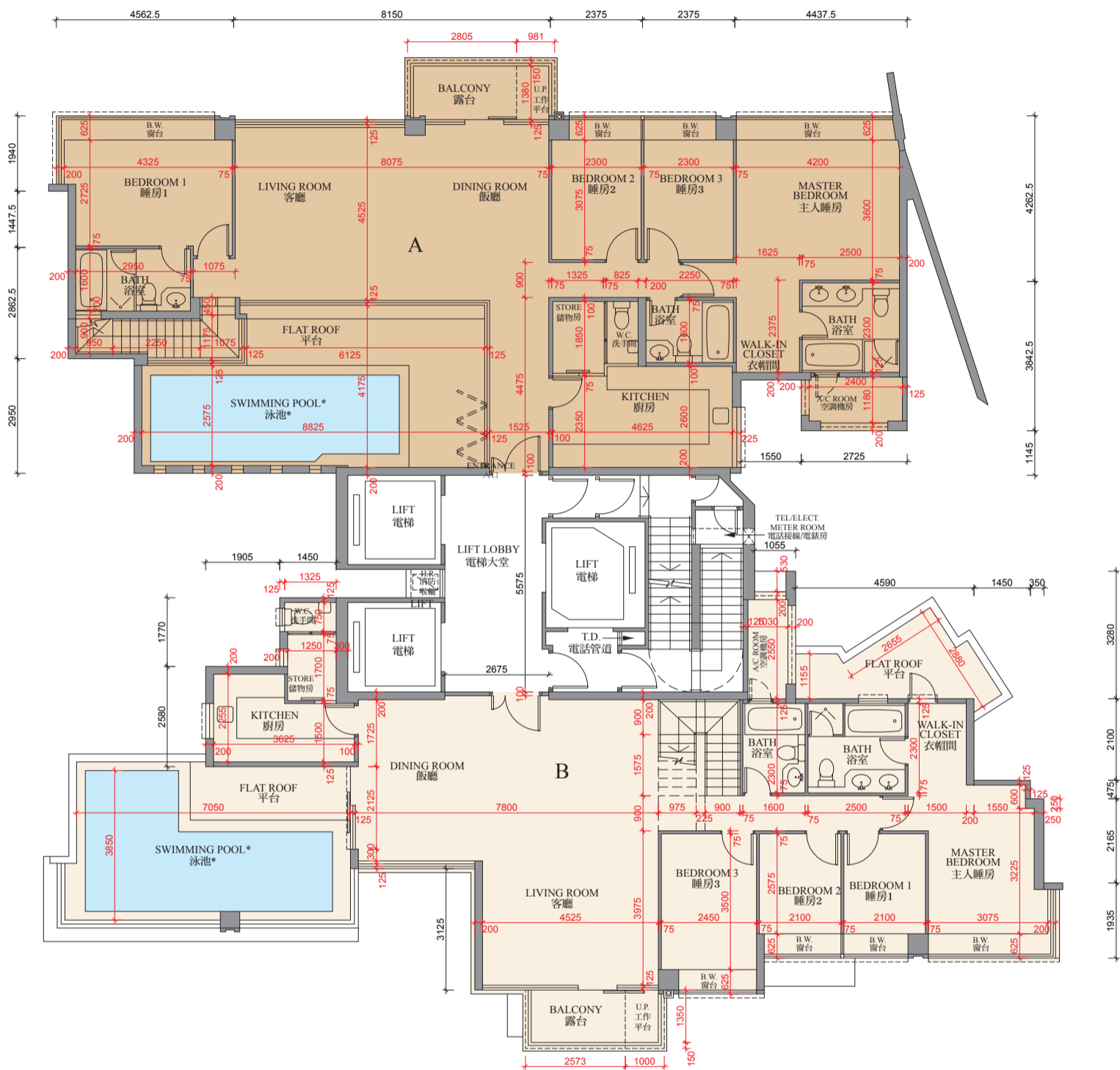
備註:

- 因住宅物業的較高樓層的結構牆的厚度遞減，較高樓層的內部面積，一般比較低樓層的內部面積稍大。
- 部份樓層外牆範圍設有建築裝飾及/或外露喉管，其位置請參考最新批准的建築圖則。
- 部份住宅單位的露台及/或平台及/或工作平台及/或空調機平台及/或外牆設有外露及/或內藏之公用喉管，其位置請參考最新批准的建築圖則及/或機電設計圖。
- 部份住宅單位客/飯廳、睡房、走廊及/或廚房有假天花及/或上層單位之跌級樓板用以安裝空調系統及/或機電設備。
- 於本樓面平面圖顯示露台或工作平台時，該露台或（視屬何情況而定）工作平台之外部分界以虛線標出。該虛線外有一實線，該兩線間之範圍顯示該露台或（視屬何情況而定）工作平台以外之建築裝飾或覆蓋層。
- 平面圖之尺規所列數字以毫米標示。
- 請參閱本售樓說明書第 28 頁之圖例以協助閱讀此部分的發展項目的住宅物業的樓面平面圖及其顯示之名稱和簡稱。

Floor Plans of Residential Properties in the Phase of the Development

發展項目期數的住宅物業的樓面平面圖

Tower 11 61st Floor Plan
第十一座六十一樓平面圖



0M/米 5M/米
Scale:
比例

Floor Plans of Residential Properties in the Phase of the Development

發展項目期數的住宅物業的樓面平面圖

Tower 11 61st Floor Plan 第十一座六十一樓平面圖

	TOWER 座	FLOOR 樓層	UNIT 單位	
			A	B
Thickness of Floor Slab(excluding plaster) (mm) 樓板(不包括灰泥)的厚度(毫米)	Tower 11 第十一座	61/F 六十一樓	150, 200	150, 200
Floor-to-Floor Height (mm) 層與層之間的高度(毫米)			3500	3500

* A swimming pool is provided in the flat roof of this unit. The area of the flat roof specified in the section "Area of Residential Properties in the Development" includes the area of the swimming pool.

Remarks:

- The internal areas of the residential properties on the upper floors will generally be slightly larger than those on the lower floors because of the reducing thickness of the structural walls on the upper floors.
- There are architectural features and / or exposed pipes on external walls of some of the floors. For their locations, please refer to the latest approved building plans.
- Exposed or concealed common pipes are located at / adjacent to balcony and / or flat roof and / or utility platform and / or air-conditioning platform and / or external wall of some residential units. For their locations, please refer to the latest approved building plans and / or electrical and mechanical design drawings.
- Some residential units have ceiling bulkheads and / or sunken slab from unit above, for the air-conditioning system and / or electrical and mechanical services, located at living / dining room, bedrooms, corridor and / or kitchen.
- When showing a balcony or utility platform on this floor plan, a dotted line is used to demarcate the location of the external boundary of that balcony or (as the case may be) utility platform. There is a solid line outside that dotted line. The area between those two lines represents the architectural features or claddings outside that balcony or (as the case may be) utility platform.
- The dimensions of the floor plan are all in millimeter.
- Please refer to page 28 of this sales brochure for legend of the terms and abbreviations in studying the floor plans of residential properties in the Development.

* 此單位之平台內設有泳池。「發展項目中的住宅物業的面積」一節所列出該平台之面積包括平台內泳池之面積。

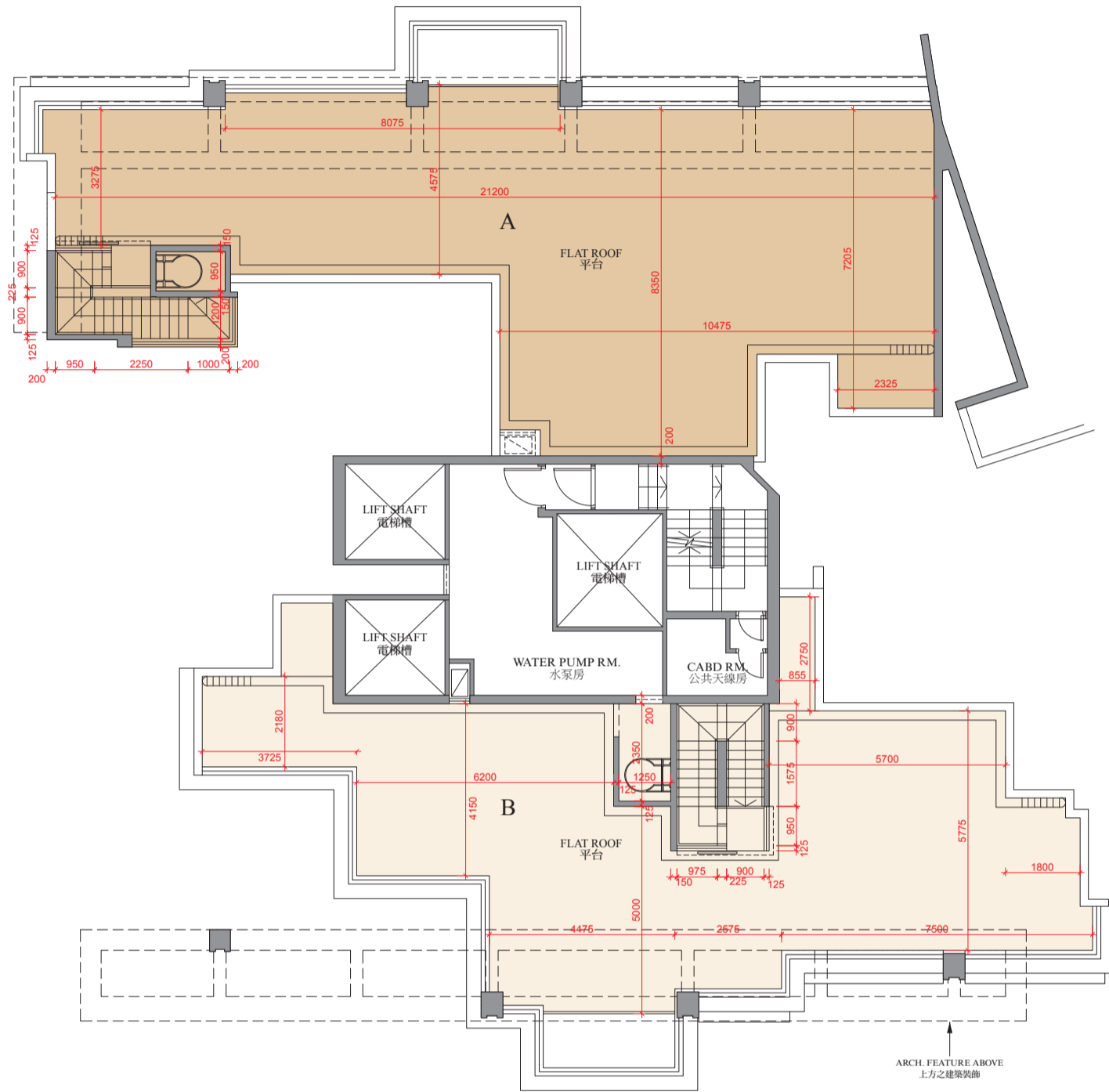
備註:

- 因住宅物業的較高樓層的結構牆的厚度遞減，較高樓層的內部面積，一般比較低樓層的內部面積稍大。
- 部份樓層外牆範圍設有建築裝飾及/或外露喉管，其位置請參考最新批准的建築圖則。
- 部份住宅單位的露台及/或平台及/或工作平台及/或空調機平台及/或外牆設有外露及/或內藏之公用喉管，其位置請參考最新批准的建築圖則及/或機電設計圖。
- 部份住宅單位客/飯廳、睡房、走廊及/或廚房有假天花及/或上層單位之跌級樓板用以安裝空調系統及/或機電設備。
- 於本樓面平面圖顯示露台或工作平台時，該露台或（視屬何情況而定）工作平台之外部分界以虛線標出。該虛線外有一實線，該兩線間之範圍顯示該露台或（視屬何情況而定）工作平台以外之建築裝飾或覆蓋層。
- 平面圖之尺規所列數字以毫米標示。
- 請參閱本售樓說明書第 28 頁之圖例以協助閱讀此部分的發展項目的住宅物業的樓面平面圖及其顯示之名稱和簡稱。

Floor Plans of Residential Properties in the Phase of the Development

發展項目期數的住宅物業的樓面平面圖

Tower 11 Roof Terrace Floor Plan
第十一座天台平面圖



0M/米 5M/米
Scale:
比例

Floor Plans of Residential Properties in the Phase of the Development

發展項目期數的住宅物業的樓面平面圖

Tower 11 Roof Terrace Floor Plan 第十一座天台平面圖

Remarks:

- The internal areas of the residential properties on the upper floors will generally be slightly larger than those on the lower floors because of the reducing thickness of the structural walls on the upper floors.
- There are architectural features and / or exposed pipes on external walls of some of the floors. For their locations, please refer to the latest approved building plans.
- Exposed or concealed common pipes are located at / adjacent to balcony and / or flat roof and / or utility platform and / or air-conditioning platform and / or external wall of some residential units. For their locations, please refer to the latest approved building plans and / or electrical and mechanical design drawings.
- Some residential units have ceiling bulkheads and / or sunken slab from unit above, for the air-conditioning system and / or electrical and mechanical services, located at living / dining room, bedrooms, corridor and / or kitchen.
- When showing a balcony or utility platform on this floor plan, a dotted line is used to demarcate the location of the external boundary of that balcony or (as the case may be) utility platform. There is a solid line outside that dotted line. The area between those two lines represents the architectural features or claddings outside that balcony or (as the case may be) utility platform.
- The dimensions of the floor plan are all in millimeter.
- Please refer to page 28 of this sales brochure for legend of the terms and abbreviations in studying the floor plans of residential properties in the Development.

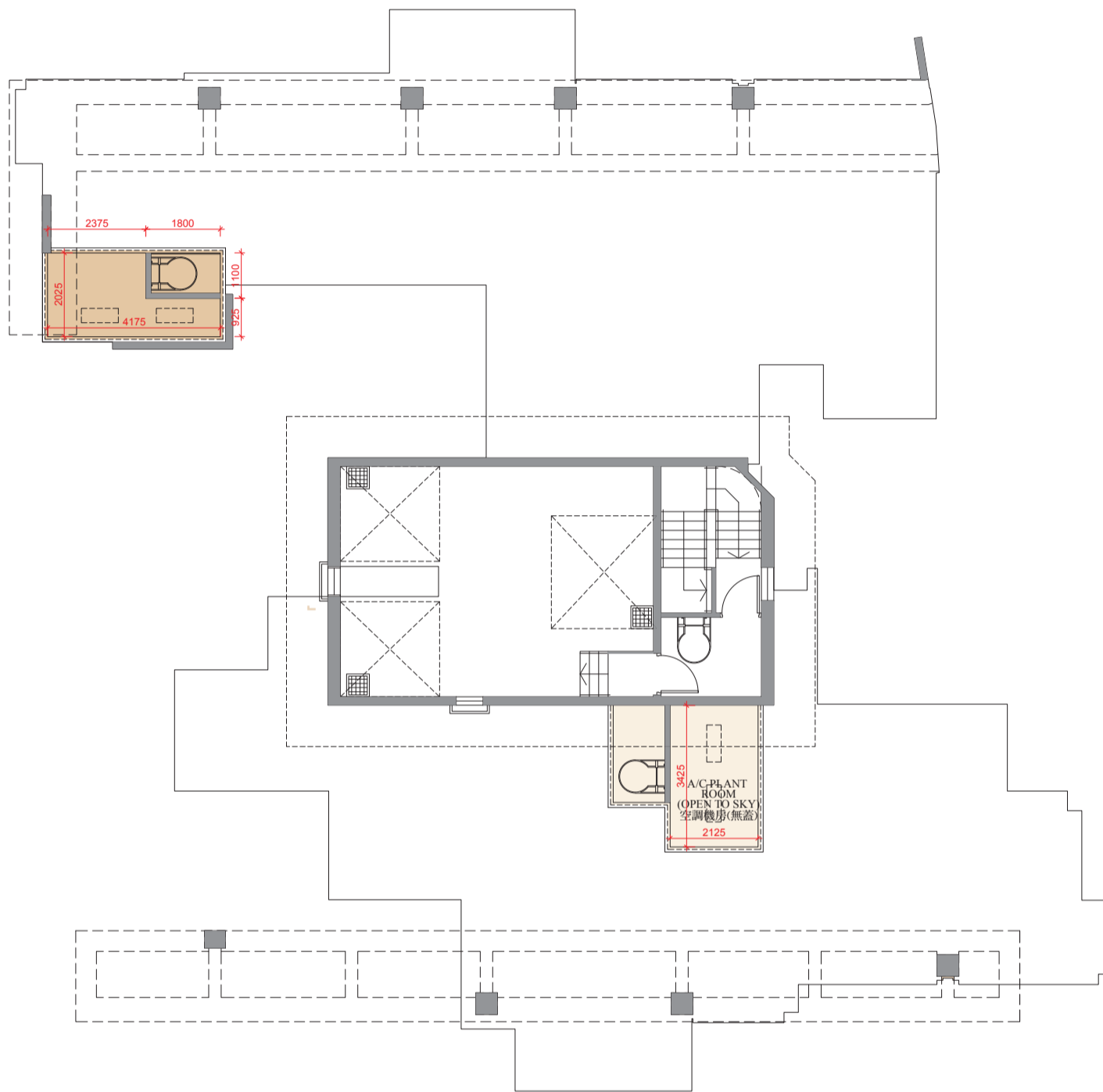
備註:

- 因住宅物業的較高樓層的結構牆的厚度遞減，較高樓層的內部面積，一般比較低樓層的內部面積稍大。
- 部份樓層外牆範圍設有建築裝飾及/或外露喉管，其位置請參考最新批准的建築圖則。
- 部份住宅單位的露台及/或平台及/或工作平台及/或空調機平台及/或外牆設有外露及/或內藏之公用喉管，其位置請參考最新批准的建築圖則及/或機電設計圖。
- 部份住宅單位客/飯廳、睡房、走廊及/或廚房有假天花及/或上層單位之跌級樓板用以安裝空調系統及/或機電設備。
- 於本樓面平面圖顯示露台或工作平台時，該露台或（視屬何情況而定）工作平台之外部分界以虛線標出。該虛線外有一實線，該兩線間之範圍顯示該露台或（視屬何情況而定）工作平台以外之建築裝飾或覆蓋層。
- 平面圖之尺規所列數字以毫米標示。
- 請參閱本售樓說明書第 28 頁之圖例以協助閱讀此部分的發展項目的住宅物業的樓面平面圖及其顯示之名稱和簡稱。

Floor Plans of Residential Properties in the Phase of the Development

發展項目期數的住宅物業的樓面平面圖

Tower 11 Upper Roof Floor Plan
第十一座上層天台平面圖



0M/米 5M/米
Scale:
比例

Floor Plans of Residential Properties in the Phase of the Development

發展項目期數的住宅物業的樓面平面圖

Tower 11 Upper Roof Floor Plan 第十一座上層天台平面圖

Remarks:

- The internal areas of the residential properties on the upper floors will generally be slightly larger than those on the lower floors because of the reducing thickness of the structural walls on the upper floors.
- There are architectural features and / or exposed pipes on external walls of some of the floors. For their locations, please refer to the latest approved building plans.
- Exposed or concealed common pipes are located at / adjacent to balcony and / or flat roof and / or utility platform and / or air-conditioning platform and / or external wall of some residential units. For their locations, please refer to the latest approved building plans and / or electrical and mechanical design drawings.
- Some residential units have ceiling bulkheads and / or sunken slab from unit above, for the air-conditioning system and / or electrical and mechanical services, located at living / dining room, bedrooms, corridor and / or kitchen.
- When showing a balcony or utility platform on this floor plan, a dotted line is used to demarcate the location of the external boundary of that balcony or (as the case may be) utility platform. There is a solid line outside that dotted line. The area between those two lines represents the architectural features or claddings outside that balcony or (as the case may be) utility platform.
- The dimensions of the floor plan are all in millimeter.
- Please refer to page 28 of this sales brochure for legend of the terms and abbreviations in studying the floor plans of residential properties in the Development.

備註:

- 因住宅物業的較高樓層的結構牆的厚度遞減，較高樓層的內部面積，一般比較低樓層的內部面積稍大。
- 部份樓層外牆範圍設有建築裝飾及/或外露喉管，其位置請參考最新批准的建築圖則。
- 部份住宅單位的露台及/或平台及/或工作平台及/或空調機平台及/或外牆設有外露及/或內藏之公用喉管，其位置請參考最新批准的建築圖則及/或機電設計圖。
- 部份住宅單位客/飯廳、睡房、走廊及/或廚房有假天花及/或上層單位之跌級樓板用以安裝空調系統及/或機電設備。
- 於本樓面平面圖顯示露台或工作平台時，該露台或（視屬何情況而定）工作平台之外部分界以虛線標出。該虛線外有一實線，該兩線間之範圍顯示該露台或（視屬何情況而定）工作平台以外之建築裝飾或覆蓋層。
- 平面圖之尺規所列數字以毫米標示。
- 請參閱本售樓說明書第 28 頁之圖例以協助閱讀此部分的發展項目的住宅物業的樓面平面圖及其顯示之名稱和簡稱。

Area of Residential Properties in the Phase of the Development

發展項目期數中的住宅物業的面積

Description of Residential Property 物業的描述			Saleable Area (including balcony, utility platform and verandah, if any) sq. metre (sq. ft.) 實用面積 (包括露台、工作平台及陽台(如有)) 平方米(平方呎)	Area of other specified items (Not included in the Saleable Area) 其他指明項目的面積(不計算入實用面積) sq. metre (sq. ft.) 平方米(平方呎)										
Tower 座數	Floor 樓層	Unit 單位		Air-Conditioning Plant Room 空調機房	Bay Window 窗台	Cockloft 閣樓	Flat Roof 平台	Garden 花園	Parking Space 停車位	Roof 天台	Stair- Hood 梯屋	Terrace 前庭	Yard 庭院	
1	5/F 五樓	A	100.507 (1,082) 露台 Balcony: 2.872 (31) 工作平台 Utility Platform: 1.500 (16)	2.875 (31)	3.160 (34)	- (-)	56.263 (606)	- (-)	- (-)	- (-)	- (-)	- (-)	- (-)	
		B	62.843 (676) 露台 Balcony: 2.000 (22) 工作平台 Utility Platform: 1.500 (16)	3.091 (33)	3.142 (34)	- (-)	20.002 (215)	- (-)	- (-)	- (-)	- (-)	- (-)	- (-)	
		C	50.956 (548) 露台 Balcony: 2.194 (24) 工作平台 Utility Platform: 1.500 (16)	1.730 (19)	2.006 (22)	- (-)	- (-)	- (-)	- (-)	- (-)	- (-)	- (-)	- (-)	- (-)
		D	51.329 (553) 露台 Balcony: 2.000 (22) 工作平台 Utility Platform: 1.500 (16)	2.035 (22)	1.843 (20)	- (-)	13.945 (150)	- (-)	- (-)	- (-)	- (-)	- (-)	- (-)	- (-)
		E	51.425 (554) 露台 Balcony: 2.000 (22) 工作平台 Utility Platform: 1.500 (16)	1.761 (19)	1.843 (20)	- (-)	21.234 (229)	- (-)	- (-)	- (-)	- (-)	- (-)	- (-)	- (-)
	6/F - 10/F 六樓至 十樓	A	100.507 (1,082) 露台 Balcony: 2.872 (31) 工作平台 Utility Platform: 1.500 (16)	2.875 (31)	3.160 (34)	- (-)	- (-)	- (-)	- (-)	- (-)	- (-)	- (-)	- (-)	- (-)
		B	62.843 (676) 露台 Balcony: 2.000 (22) 工作平台 Utility Platform: 1.500 (16)	3.091 (33)	3.142 (34)	- (-)	- (-)	- (-)	- (-)	- (-)	- (-)	- (-)	- (-)	- (-)
		C	50.956 (548) 露台 Balcony: 2.194 (24) 工作平台 Utility Platform: 1.500 (16)	1.730 (19)	2.006 (22)	- (-)	- (-)	- (-)	- (-)	- (-)	- (-)	- (-)	- (-)	- (-)
		D	51.198 (551) 露台 Balcony: 2.000 (22) 工作平台 Utility Platform: 1.500 (16)	2.035 (22)	1.843 (20)	- (-)	- (-)	- (-)	- (-)	- (-)	- (-)	- (-)	- (-)	- (-)
		E	51.294 (552) 露台 Balcony: 2.000 (22) 工作平台 Utility Platform: 1.500 (16)	1.761 (19)	1.843 (20)	- (-)	- (-)	- (-)	- (-)	- (-)	- (-)	- (-)	- (-)	- (-)
	11/F 十一樓	B	63.632 (685) 露台 Balcony: 2.000 (22) 工作平台 Utility Platform: 1.500 (16)	3.091 (33)	3.142 (34)	- (-)	- (-)	- (-)	- (-)	- (-)	- (-)	- (-)	- (-)	- (-)
		C	50.956 (548) 露台 Balcony: 2.194 (24) 工作平台 Utility Platform: 1.500 (16)	1.730 (19)	2.006 (22)	- (-)	- (-)	- (-)	- (-)	- (-)	- (-)	- (-)	- (-)	- (-)
		D	52.197 (562) 露台 Balcony: 2.000 (22) 工作平台 Utility Platform: 1.500 (16)	2.035 (22)	1.843 (20)	- (-)	- (-)	- (-)	- (-)	- (-)	- (-)	- (-)	- (-)	- (-)
	12/F 十二樓	B	63.632 (685) 露台 Balcony: 2.000 (22) 工作平台 Utility Platform: 1.500 (16)	3.091 (33)	3.142 (34)	- (-)	- (-)	- (-)	- (-)	- (-)	- (-)	- (-)	- (-)	- (-)
		C	50.956 (548) 露台 Balcony: 2.194 (24) 工作平台 Utility Platform: 1.500 (16)	1.730 (19)	2.006 (22)	- (-)	- (-)	- (-)	- (-)	- (-)	- (-)	- (-)	- (-)	- (-)
		D	52.197 (562) 露台 Balcony: 2.000 (22) 工作平台 Utility Platform: 1.500 (16)	2.035 (22)	1.843 (20)	- (-)	- (-)	- (-)	- (-)	- (-)	- (-)	- (-)	- (-)	- (-)

1. The saleable area and the floor area of balconies, utility platforms and verandah (if any) are calculated in accordance with section 8 of the Residential Properties (First-hand Sales) Ordinance and the areas of other specified items (not included in the saleable area) are calculated in accordance with Part 2 of Schedule 2 of the Residential Properties (First-hand Sales) Ordinance.

Remarks:

- The above areas have been converted to square feet based on a conversion rate of 1 square metre = 10.764 square feet and rounded off to the nearest integer.
- There is no verandah in the residential properties in the phase of the Development.

1. 實用面積以及露台、工作平台及陽台(如有)的樓面面積，是按照《一手住宅物業銷售條例》第8條計算得出的。其他指明項目的面積(不計算入實用面積內)，是按照《一手住宅物業銷售條例》附表2第2部分計算得出的。

備註:

- 上述所列之面積則以1平方米 = 10.764平方呎換算並四捨五入至整數。
- 發展項目期數住宅物業並無陽台。

Area of Residential Properties in the Phase of the Development

發展項目期數中的住宅物業的面積

Description of Residential Property 物業的描述			Saleable Area (including balcony, utility platform and verandah, if any) sq. metre (sq. ft.) 實用面積 (包括露台、工作平台及陽台(如有)) 平方米(平方呎)	Area of other specified items (Not included in the Saleable Area) 其他指明項目的面積(不計算入實用面積) sq. metre (sq. ft.) 平方米(平方呎)									
				Air-Conditioning Plant Room 空調機房	Bay Window 窗台	Cockloft 閣樓	Flat Roof 平台	Garden 花園	Parking Space 停車位	Roof 天台	Stair-Hood 梯屋	Terrace 前庭	Yard 庭院
Tower 座數	Floor 樓層	Unit 單位											
1	15/F - 22/F & 25/F - 29/F 十五樓至二十二樓及二十五樓至二十九樓	A	100.507 (1,082) 露台 Balcony: 2.872 (31) 工作平台 Utility Platform: 1.500 (16)	2.875 (31)	3.160 (34)	- (-)	- (-)	- (-)	- (-)	- (-)	- (-)	- (-)	- (-)
		B	62.843 (676) 露台 Balcony: 2.000 (22) 工作平台 Utility Platform: 1.500 (16)	3.091 (33)	3.142 (34)	- (-)	- (-)	- (-)	- (-)	- (-)	- (-)	- (-)	- (-)
		C	50.956 (548) 露台 Balcony: 2.194 (24) 工作平台 Utility Platform: 1.500 (16)	1.730 (19)	2.006 (22)	- (-)	- (-)	- (-)	- (-)	- (-)	- (-)	- (-)	- (-)
		D	51.198 (551) 露台 Balcony: 2 (22) 工作平台 Utility Platform: 1.500 (16)	2.035 (22)	1.843 (20)	- (-)	- (-)	- (-)	- (-)	- (-)	- (-)	- (-)	- (-)
		E	51.294 (552) 露台 Balcony: 2.000 (22) 工作平台 Utility Platform: 1.500 (16)	1.761 (19)	1.843 (20)	- (-)	- (-)	- (-)	- (-)	- (-)	- (-)	- (-)	- (-)
	30/F - 33/F, 35/F - 39/F & 50/F - 52/F 三十樓至三十三樓、三十五樓至三十九樓及五十樓至五十二樓	A	100.900 (1,086) 露台 Balcony: 2.899 (31) 工作平台 Utility Platform: 1.500 (16)	2.875 (31)	3.160 (34)	- (-)	- (-)	- (-)	- (-)	- (-)	- (-)	- (-)	- (-)
		B	62.477 (672) 露台 Balcony: 2.000 (22) 工作平台 Utility Platform: 1.500 (16)	3.091 (33)	3.142 (34)	- (-)	- (-)	- (-)	- (-)	- (-)	- (-)	- (-)	- (-)
		C	50.956 (548) 露台 Balcony: 2.194 (24) 工作平台 Utility Platform: 1.500 (16)	1.730 (19)	2.006 (22)	- (-)	- (-)	- (-)	- (-)	- (-)	- (-)	- (-)	- (-)
		D	51.198 (551) 露台 Balcony: 2.000 (22) 工作平台 Utility Platform: 1.500 (16)	2.035 (22)	1.843 (20)	- (-)	- (-)	- (-)	- (-)	- (-)	- (-)	- (-)	- (-)
		E	51.294 (552) 露台 Balcony: 2.000 (22) 工作平台 Utility Platform: 1.500 (16)	1.761 (19)	1.843 (20)	- (-)	- (-)	- (-)	- (-)	- (-)	- (-)	- (-)	- (-)
	55/F 五十五樓	A	100.900 (1,086) 露台 Balcony: 2.899 (31) 工作平台 Utility Platform: 1.500 (16)	2.875 (31)	3.160 (34)	- (-)	- (-)	- (-)	- (-)	- (-)	- (-)	- (-)	- (-)
		B	73.987 (796) 露台 Balcony: 2.058 (22) 工作平台 Utility Platform: 1.500 (16)	3.091 (33)	3.142 (34)	- (-)	- (-)	- (-)	- (-)	- (-)	- (-)	- (-)	- (-)
		D	51.198 (551) 露台 Balcony: 2.000 (22) 工作平台 Utility Platform: 1.500 (16)	2.035 (22)	1.843 (20)	- (-)	- (-)	- (-)	- (-)	- (-)	- (-)	- (-)	- (-)
		E	51.294 (552) 露台 Balcony: 2.000 (22) 工作平台 Utility Platform: 1.500 (16)	1.761 (19)	1.843 (20)	- (-)	- (-)	- (-)	- (-)	- (-)	- (-)	- (-)	- (-)
	56/F 五十六樓	A	100.900 (1,086) 露台 Balcony: 2.899 (31) 工作平台 Utility Platform: 1.500 (16)	2.875 (31)	3.160 (34)	- (-)	- (-)	- (-)	- (-)	- (-)	- (-)	- (-)	- (-)
		B	191.454 (2,061) 露台 Balcony: 5.000 (54) 工作平台 Utility Platform: 1.500 (16)	11.216 (121)	5.747 (62)	- (-)	100.349 (1,080)	- (-)	- (-)	- (-)	8.263 (89)	- (-)	- (-)
		D	51.198 (551) 露台 Balcony: 2.000 (22) 工作平台 Utility Platform: 1.500 (16)	2.035 (22)	1.843 (20)	- (-)	- (-)	- (-)	- (-)	- (-)	- (-)	- (-)	- (-)
		E	51.294 (552) 露台 Balcony: 2.000 (22) 工作平台 Utility Platform: 1.500 (16)	1.761 (19)	1.843 (20)	- (-)	- (-)	- (-)	- (-)	- (-)	- (-)	- (-)	- (-)
	57/F 五十七樓	A	110.271 (1,187) 露台 Balcony: 3.211 (35) 工作平台 Utility Platform: 1.500 (16)	9.358 (101)	3.448 (37)	- (-)	93.678 (1,008)	- (-)	- (-)	- (-)	5.884 (63)	- (-)	- (-)
		C	102.557 (1,104) 露台 Balcony: 2.928 (32) 工作平台 Utility Platform: 1.500 (16)	6.986 (75)	4.680 (50)	- (-)	83.635 (900)	- (-)	- (-)	- (-)	7.048 (76)	- (-)	- (-)

1. The saleable area and the floor area of balconies, utility platforms and verandah (if any) are calculated in accordance with section 8 of the Residential Properties (First-hand Sales) Ordinance and the areas of other specified items (not included in the saleable area) are calculated in accordance with Part 2 of Schedule 2 of the Residential Properties (First-hand Sales) Ordinance.

Remarks:

- The above areas have been converted to square feet based on a conversion rate of 1 square metre = 10.764 square feet and rounded off to the nearest integer.
- There is no verandah in the residential properties in the phase of the Development.

1. 實用面積以及露台、工作平台及陽台(如有)的樓面面積，是按照《一手住宅物業銷售條例》第8條計算得出的。其他指明項目的面積(不計算入實用面積內)，是按照《一手住宅物業銷售條例》附表2第2部分計算得出的。

備註:

- 上述所列之面積則以1平方米 = 10.764平方呎換算並四捨五入至整數。
- 發展項目期數住宅物業並無陽台。

Area of Residential Properties in the Phase of the Development 發展項目期數中的住宅物業的面積

Description of Residential Property 物業的描述			Saleable Area (including balcony, utility platform and verandah, if any) sq. metre (sq. ft.) 實用面積 (包括露台、工作平台及陽台(如有)) 平方米(平方呎)	Area of other specified items (Not included in the Saleable Area) 其他指明項目的面積(不計算入實用面積) sq. metre (sq. ft.) 平方米(平方呎)									
Tower 座數	Floor 樓層	Unit 單位		Air-Conditioning Plant Room 空調機房	Bay Window 窗台	Cockloft 閣樓	Flat Roof 平台	Garden 花園	Parking Space 停車位	Roof 天台	Stair- Hood 梯屋	Terrace 前庭	Yard 庭院
2	5/F 五樓	A	84.318 (908) 露台 Balcony: 2.374 (26) 工作平台 Utility Platform: 1.500 (16)	3.085 (33)	2.623 (28)	- (-)	40.366 (434)	- (-)	- (-)	- (-)	- (-)	- (-)	- (-)
		B	91.853 (989) 露台 Balcony: 2.664 (29) 工作平台 Utility Platform: 1.500 (16)	3.084 (33)	2.471 (27)	- (-)	56.654 (610)	- (-)	- (-)	- (-)	- (-)	- (-)	- (-)
		C	63.459 (683) 露台 Balcony: 2.000 (22) 工作平台 Utility Platform: 1.500 (16)	2.783 (30)	2.464 (27)	- (-)	32.321 (348)	- (-)	- (-)	- (-)	- (-)	- (-)	- (-)
		D	51.198 (551) 露台 Balcony: 2.000 (22) 工作平台 Utility Platform: 1.500 (16)	1.672 (18)	1.843 (20)	- (-)	14.155 (152)	- (-)	- (-)	- (-)	- (-)	- (-)	- (-)
	6/F - 10/F 六樓至十樓	A	84.318 (908) 露台 Balcony: 2.374 (26) 工作平台 Utility Platform: 1.500 (16)	3.085 (33)	2.623 (28)	- (-)	- (-)	- (-)	- (-)	- (-)	- (-)	- (-)	- (-)
		B	91.853 (989) 露台 Balcony: 2.664 (29) 工作平台 Utility Platform: 1.500 (16)	3.084 (33)	2.471 (27)	- (-)	- (-)	- (-)	- (-)	- (-)	- (-)	- (-)	- (-)
		C	63.459 (683) 露台 Balcony: 2.000 (22) 工作平台 Utility Platform: 1.500 (16)	2.783 (30)	2.464 (27)	- (-)	- (-)	- (-)	- (-)	- (-)	- (-)	- (-)	- (-)
		D	51.198 (551) 露台 Balcony: 2.000 (22) 工作平台 Utility Platform: 1.500 (16)	1.672 (18)	1.843 (20)	- (-)	- (-)	- (-)	- (-)	- (-)	- (-)	- (-)	- (-)
	11/F 十一樓	A	85.692 (922) 露台 Balcony: 2.374 (26) 工作平台 Utility Platform: 1.500 (16)	3.085 (33)	2.623 (28)	- (-)	- (-)	- (-)	- (-)	- (-)	- (-)	- (-)	- (-)
		D	52.197 (562) 露台 Balcony: 2.000 (22) 工作平台 Utility Platform: 1.500 (16)	1.672 (18)	1.843 (20)	- (-)	- (-)	- (-)	- (-)	- (-)	- (-)	- (-)	- (-)
	12/F 十二樓	A	85.692 (922) 露台 Balcony: 2.374 (26) 工作平台 Utility Platform: 1.500 (16)	3.085 (33)	2.623 (28)	- (-)	- (-)	- (-)	- (-)	- (-)	- (-)	- (-)	- (-)
		D	52.197 (562) 露台 Balcony: 2.000 (22) 工作平台 Utility Platform: 1.500 (16)	1.672 (18)	1.843 (20)	- (-)	- (-)	- (-)	- (-)	- (-)	- (-)	- (-)	- (-)
	15/F - 22/F & 25/F - 29/F 十五樓至 二十二樓 及 二十五樓 至二十九樓	A	84.319 (908) 露台 Balcony: 2.375 (26) 工作平台 Utility Platform: 1.500 (16)	3.085 (33)	2.623 (28)	- (-)	- (-)	- (-)	- (-)	- (-)	- (-)	- (-)	- (-)
		B	91.857 (989) 露台 Balcony: 2.668 (29) 工作平台 Utility Platform: 1.500 (16)	3.084 (33)	2.471 (27)	- (-)	- (-)	- (-)	- (-)	- (-)	- (-)	- (-)	- (-)
		C	63.459 (683) 露台 Balcony: 2.000 (22) 工作平台 Utility Platform: 1.500 (16)	2.783 (30)	2.464 (27)	- (-)	- (-)	- (-)	- (-)	- (-)	- (-)	- (-)	- (-)
		D	51.198 (551) 露台 Balcony: 2.000 (22) 工作平台 Utility Platform: 1.500 (16)	1.672 (18)	1.843 (20)	- (-)	- (-)	- (-)	- (-)	- (-)	- (-)	- (-)	- (-)

1. The saleable area and the floor area of balconies, utility platforms and verandah (if any) are calculated in accordance with section 8 of the Residential Properties (First-hand Sales) Ordinance and the areas of other specified items (not included in the saleable area) are calculated in accordance with Part 2 of Schedule 2 of the Residential Properties (First-hand Sales) Ordinance.

Remarks:

- The above areas have been converted to square feet based on a conversion rate of 1 square metre = 10.764 square feet and rounded off to the nearest integer.
- There is no verandah in the residential properties in the phase of the Development.

1. 實用面積以及露台、工作平台及陽台(如有)的樓面面積，是按照《一手住宅物業銷售條例》第8條計算得出的。其他指明項目的面積(不計算入實用面積內)，是按照《一手住宅物業銷售條例》附表2第2部分計算得出的。

備註:

- 上述所列之面積則以1平方米 = 10.764平方呎換算並四捨五入至整數。
- 發展項目期數住宅物業並無陽台。

Area of Residential Properties in the Phase of the Development

發展項目期數中的住宅物業的面積

Description of Residential Property 物業的描述			Saleable Area (including balcony, utility platform and verandah, if any) sq. metre (sq. ft.) 實用面積 (包括露台、工作平台及陽台(如有)) 平方米(平方呎)	Area of other specified items (Not included in the Saleable Area) 其他指明項目的面積(不計算入實用面積) sq. metre (sq. ft.) 平方米(平方呎)										
				Air-Conditioning Plant Room 空調機房	Bay Window 窗台	Cockloft 閣樓	Flat Roof 平台	Garden 花園	Parking Space 停車位	Roof 天台	Stair-Hood 梯屋	Terrace 前庭	Yard 庭院	
Tower 座數	Floor 樓層	Unit 單位												
2	30/F - 33/F, 35/F - 39/F & 50/F - 52/F 三十樓至 三十三樓、 三十五樓至 三十九樓及 五十樓至 五十二樓	A	84.350 (908) 露台 Balcony: 2.406 (26) 工作平台 Utility Platform:1.500 (16)	3.085 (33)	2.623 (28)	- (-)	- (-)	- (-)	- (-)	- (-)	- (-)	- (-)	- (-)	
		B	91.889 (989) 露台 Balcony: 2.700 (29) 工作平台 Utility Platform:1.500 (16)	3.084 (33)	2.471 (27)	- (-)	- (-)	- (-)	- (-)	- (-)	- (-)	- (-)	- (-)	- (-)
		C	63.459 (683) 露台 Balcony: 2.000 (22) 工作平台 Utility Platform:1.500 (16)	2.783 (30)	2.464 (27)	- (-)	- (-)	- (-)	- (-)	- (-)	- (-)	- (-)	- (-)	- (-)
		D	51.198 (551) 露台 Balcony: 2.000 (22) 工作平台 Utility Platform:1.500 (16)	1.672 (18)	1.843 (20)	- (-)	- (-)	- (-)	- (-)	- (-)	- (-)	- (-)	- (-)	- (-)
	55/F 五十五樓	A	84.350 (908) 露台 Balcony: 2.406 (26) 工作平台 Utility Platform:1.500 (16)	3.085 (33)	2.623 (28)	- (-)	- (-)	- (-)	- (-)	- (-)	- (-)	- (-)	- (-)	- (-)
		B	91.889 (989) 露台 Balcony: 2.700 (29) 工作平台 Utility Platform:1.500 (16)	3.084 (33)	2.471 (27)	- (-)	- (-)	- (-)	- (-)	- (-)	- (-)	- (-)	- (-)	- (-)
		C	63.459 (683) 露台 Balcony: 2.000 (22) 工作平台 Utility Platform:1.500 (16)	2.783 (30)	2.464 (27)	- (-)	- (-)	- (-)	- (-)	- (-)	- (-)	- (-)	- (-)	- (-)
		D	51.198 (551) 露台 Balcony: 2.000 (22) 工作平台 Utility Platform:1.500 (16)	1.672 (18)	1.843 (20)	- (-)	- (-)	- (-)	- (-)	- (-)	- (-)	- (-)	- (-)	- (-)
	56/F 五十六樓	A	138.109 (1,487) 露台 Balcony: 4.164 (45) 工作平台 Utility Platform:1.500 (16)	2.996 (32)	5.270 (57)	- (-)	- (-)	- (-)	- (-)	- (-)	- (-)	- (-)	- (-)	- (-)
		C	63.459 (683) 露台 Balcony: 2.000 (22) 工作平台 Utility Platform:1.500 (16)	2.783 (30)	2.464 (27)	- (-)	- (-)	- (-)	- (-)	- (-)	- (-)	- (-)	- (-)	- (-)
		D	51.198 (551) 露台 Balcony: 2.000 (22) 工作平台 Utility Platform:1.500 (16)	1.672 (18)	1.843 (20)	- (-)	- (-)	- (-)	- (-)	- (-)	- (-)	- (-)	- (-)	- (-)
	57/F 五十七樓	A	147.070 (1,583) 露台 Balcony: 4,275 (46) 工作平台 Utility Platform:1.500 (16)	9.424 (101)	5.270 (57)	- (-)	150.779 (1,623)	- (-)	- (-)	- (-)	- (-)	6,933 (75)	- (-)	- (-)
		B	109.124 (1,175) 露台 Balcony: 3.040 (33) 工作平台 Utility Platform:1.500 (16)	9.394 (101)	4.216 (45)	- (-)	96.895 (1,043)	- (-)	- (-)	- (-)	- (-)	6,484 (70)	- (-)	- (-)

1. The saleable area and the floor area of balconies, utility platforms and verandah (if any) are calculated in accordance with section 8 of the Residential Properties (First-hand Sales) Ordinance and the areas of other specified items (not included in the saleable area) are calculated in accordance with Part 2 of Schedule 2 of the Residential Properties (First-hand Sales) Ordinance.

Remarks:

- The above areas have been converted to square feet based on a conversion rate of 1 square metre = 10.764 square feet and rounded off to the nearest integer.
- There is no verandah in the residential properties in the phase of the Development.

1. 實用面積以及露台、工作平台及陽台(如有)的樓面面積，是按照《一手住宅物業銷售條例》第8條計算得出的。其他指明項目的面積(不計算入實用面積內)，是按照《一手住宅物業銷售條例》附表2第2部分計算得出的。

備註:

- 上述所列之面積則以1平方米 = 10.764平方呎換算並四捨五入至整數。
- 發展項目期數住宅物業並無陽台。

Area of Residential Properties in the Phase of the Development 發展項目期數中的住宅物業的面積

Description of Residential Property 物業的描述			Saleable Area (including balcony, utility platform and verandah, if any) sq. metre (sq. ft.) 實用面積 (包括露台、工作平台及陽台(如有)) 平方米(平方呎)	Area of other specified items (Not included in the Saleable Area) 其他指明項目的面積(不計算入實用面積) sq. metre (sq. ft.) 平方米(平方呎)									
Tower 座數	Floor 樓層	Unit 單位		Air-Conditioning Plant Room 空調機房	Bay Window 窗台	Cockloft 閣樓	Flat Roof 平台	Garden 花園	Parking Space 停車位	Roof 天台	Stair- Hood 梯屋	Terrace 前庭	Yard 庭院
3	5/F 五樓	A	69.984 (753) 露台 Balcony: 2.000 (22) 工作平台 Utility Platform: 1.500 (16)	2.784 (30)	2.324 (25)	- (-)	16.183 (174)	- (-)	- (-)	- (-)	- (-)	- (-)	- (-)
		B	70.445 (758) 露台 Balcony: 2.000 (22) 工作平台 Utility Platform: 1.500 (16)	3.014 (32)	2.354 (25)	- (-)	22.546 (243)	- (-)	- (-)	- (-)	- (-)	- (-)	- (-)
		C	63.112 (679) 露台 Balcony: 2.000 (22) 工作平台 Utility Platform: 1.500 (16)	3.081 (33)	2.464 (27)	- (-)	29.752 (320)	- (-)	- (-)	- (-)	- (-)	- (-)	- (-)
		D	51.134 (550) 露台 Balcony: 2.000 (22) 工作平台 Utility Platform: 1.500 (16)	1.672 (18)	1.843 (20)	- (-)	39.143 (421)	- (-)	- (-)	- (-)	- (-)	- (-)	- (-)
	6/F - 11/F 六樓至十一樓	A	69.984 (753) 露台 Balcony: 2.000 (22) 工作平台 Utility Platform: 1.500 (16)	2.784 (30)	2.324 (25)	- (-)	- (-)	- (-)	- (-)	- (-)	- (-)	- (-)	- (-)
		B	70.445 (758) 露台 Balcony: 2.000 (22) 工作平台 Utility Platform: 1.500 (16)	3.014 (32)	2.354 (25)	- (-)	- (-)	- (-)	- (-)	- (-)	- (-)	- (-)	- (-)
		C	63.112 (679) 露台 Balcony: 2.000 (22) 工作平台 Utility Platform: 1.500 (16)	3.081 (33)	2.464 (27)	- (-)	- (-)	- (-)	- (-)	- (-)	- (-)	- (-)	- (-)
		D	51.134 (550) 露台 Balcony: 2.000 (22) 工作平台 Utility Platform: 1.500 (16)	1.672 (18)	1.843 (20)	- (-)	- (-)	- (-)	- (-)	- (-)	- (-)	- (-)	- (-)
	12/F 十二樓	B	71.504 (770) 露台 Balcony: 2.000 (22) 工作平台 Utility Platform: 1.500 (16)	3.014 (32)	2.354 (25)	- (-)	- (-)	- (-)	- (-)	- (-)	- (-)	- (-)	- (-)
		C	64.111 (690) 露台 Balcony: 2.000 (22) 工作平台 Utility Platform: 1.500 (16)	3.081 (33)	2.464 (27)	- (-)	- (-)	- (-)	- (-)	- (-)	- (-)	- (-)	- (-)
	15/F 十五樓	B	71.504 (770) 露台 Balcony: 2.000 (22) 工作平台 Utility Platform: 1.500 (16)	3.014 (32)	2.354 (25)	- (-)	- (-)	- (-)	- (-)	- (-)	- (-)	- (-)	- (-)
		C	64.111 (690) 露台 Balcony: 2.000 (22) 工作平台 Utility Platform: 1.500 (16)	3.081 (33)	2.464 (27)	- (-)	- (-)	- (-)	- (-)	- (-)	- (-)	- (-)	- (-)

1. The saleable area and the floor area of balconies, utility platforms and verandah (if any) are calculated in accordance with section 8 of the Residential Properties (First-hand Sales) Ordinance and the areas of other specified items (not included in the saleable area) are calculated in accordance with Part 2 of Schedule 2 of the Residential Properties (First-hand Sales) Ordinance.

Remarks:

- The above areas have been converted to square feet based on a conversion rate of 1 square metre = 10.764 square feet and rounded off to the nearest integer.
- There is no verandah in the residential properties in the phase of the Development.

1. 實用面積以及露台、工作平台及陽台(如有)的樓面面積，是按照《一手住宅物業銷售條例》第8條計算得出的。其他指明項目的面積(不計算入實用面積內)，是按照《一手住宅物業銷售條例》附表2第2部分計算得出的。

備註:

- 上述所列之面積則以1平方米 = 10.764平方呎換算並四捨五入至整數。
- 發展項目期數住宅物業並無陽台。

Area of Residential Properties in the Phase of the Development 發展項目期數中的住宅物業的面積

Description of Residential Property 物業的描述			Saleable Area (including balcony, utility platform and verandah, if any) sq. metre (sq. ft.) 實用面積 (包括露台、工作平台及陽台(如有)) 平方米(平方呎)	Area of other specified items (Not included in the Saleable Area) 其他指明項目的面積(不計算入實用面積) sq. metre (sq. ft.) 平方米(平方呎)									
Tower 座數	Floor 樓層	Unit 單位		Air-Conditioning Plant Room 空調機房	Bay Window 窗台	Cockloft 閣樓	Flat Roof 平台	Garden 花園	Parking Space 停車位	Roof 天台	Stair- Hood 梯屋	Terrace 前庭	Yard 庭院
3	16/F - 23/F, 26/F - 33/F & 35/F - 37/F 十六樓至 二十三樓、 二十六樓 至三十三樓 及 三十五樓 至三十七樓	A	69.984 (753) 露台 Balcony: 2.000 (22) 工作平台 Utility Platform:1.500 (16)	2.784 (30)	2.324 (25)	- (-)	- (-)	- (-)	- (-)	- (-)	- (-)	- (-)	- (-)
		B	70.445 (758) 露台 Balcony: 2.000 (22) 工作平台 Utility Platform:1.500 (16)	3.014 (32)	2.354 (25)	- (-)	- (-)	- (-)	- (-)	- (-)	- (-)	- (-)	- (-)
		C	63.112 (679) 露台 Balcony: 2.000 (22) 工作平台 Utility Platform:1.500 (16)	3.081 (33)	2.464 (27)	- (-)	- (-)	- (-)	- (-)	- (-)	- (-)	- (-)	- (-)
		D	51.134 (550) 露台 Balcony: 2.000 (22) 工作平台 Utility Platform:1.500 (16)	1.672 (18)	1.843 (20)	- (-)	- (-)	- (-)	- (-)	- (-)	- (-)	- (-)	- (-)
	38/F, 39/F, 50/F - 52/F & 55/F - 57/F 三十八樓、 三十九樓、 五十樓至 五十二樓及 五十五樓至 五十七樓	A	69.992 (753) 露台 Balcony: 2.008 (22) 工作平台 Utility Platform:1.500 (16)	2.784 (30)	2.324 (25)	- (-)	- (-)	- (-)	- (-)	- (-)	- (-)	- (-)	- (-)
		B	70.447 (758) 露台 Balcony: 2.002 (22) 工作平台 Utility Platform:1.500 (16)	3.014 (32)	2.354 (25)	- (-)	- (-)	- (-)	- (-)	- (-)	- (-)	- (-)	- (-)
		C	63.112 (679) 露台 Balcony: 2.000 (22) 工作平台 Utility Platform:1.500 (16)	3.081 (33)	2.464 (27)	- (-)	- (-)	- (-)	- (-)	- (-)	- (-)	- (-)	- (-)
		D	51.134 (550) 露台 Balcony: 2.000 (22) 工作平台 Utility Platform:1.500 (16)	1.672 (18)	1.843 (20)	- (-)	- (-)	- (-)	- (-)	- (-)	- (-)	- (-)	- (-)
	60/F 六十樓	A	127.142 (1,369) 露台 Balcony: 3.587 (39) 工作平台 Utility Platform:1.500 (16)	10.448 (112)	4.709 (51)	- (-)	120.422 (1,296)	- (-)	- (-)	- (-)	7.600 (82)	- (-)	- (-)
		B	109.238 (1,176) 露台 Balcony: 3.042 (33) 工作平台 Utility Platform:1.500 (16)	6.611 (71)	4.216 (45)	- (-)	95.406 (1,027)	- (-)	- (-)	- (-)	6.484 (70)	- (-)	- (-)

1. The saleable area and the floor area of balconies, utility platforms and verandah (if any) are calculated in accordance with section 8 of the Residential Properties (First-hand Sales) Ordinance and the areas of other specified items (not included in the saleable area) are calculated in accordance with Part 2 of Schedule 2 of the Residential Properties (First-hand Sales) Ordinance.

Remarks:

- The above areas have been converted to square feet based on a conversion rate of 1 square metre = 10.764 square feet and rounded off to the nearest integer.
- There is no verandah in the residential properties in the phase of the Development.

1. 實用面積以及露台、工作平台及陽台(如有)的樓面面積，是按照《一手住宅物業銷售條例》第8條計算得出的。其他指明項目的面積(不計算入實用面積內)，是按照《一手住宅物業銷售條例》附表2第2部分計算得出的。

備註:

- 上述所列之面積則以1平方米 = 10.764平方呎換算並四捨五入至整數。
- 發展項目期數住宅物業並無陽台。

Area of Residential Properties in the Phase of the Development 發展項目期數中的住宅物業的面積

Description of Residential Property 物業的描述			Saleable Area (including balcony, utility platform and verandah, if any) sq. metre (sq. ft.) 實用面積 (包括露台、工作平台及陽台(如有)) 平方米(平方呎)	Area of other specified items (Not included in the Saleable Area) 其他指明項目的面積(不計算入實用面積) sq. metre (sq. ft.) 平方米(平方呎)									
Tower 座數	Floor 樓層	Unit 單位		Air-Conditioning Plant Room 空調機房	Bay Window 窗台	Cockloft 閣樓	Flat Roof 平台	Garden 花園	Parking Space 停車位	Roof 天台	Stair- Hood 梯屋	Terrace 前庭	Yard 庭院
5	5/F 五樓	A	70.775 (762) 露台 Balcony: 2.000 (22) 工作平台 Utility Platform: 1.500 (16)	3.014 (32)	2.555 (28)	- (-)	20.783 (224)	- (-)	- (-)	- (-)	- (-)	- (-)	- (-)
		B	69.984 (753) 露台 Balcony: 2.000 (22) 工作平台 Utility Platform: 1.500 (16)	2.784 (30)	2.324 (25)	- (-)	13.805 (149)	- (-)	- (-)	- (-)	- (-)	- (-)	- (-)
		C	51.134 (550) 露台 Balcony: 2.000 (22) 工作平台 Utility Platform: 1.500 (16)	1.672 (18)	1.843 (20)	- (-)	38.024 (409)	- (-)	- (-)	- (-)	- (-)	- (-)	- (-)
		D	63.112 (679) 露台 Balcony: 2.000 (22) 工作平台 Utility Platform: 1.500 (16)	3.081 (33)	2.464 (27)	- (-)	29.752 (320)	- (-)	- (-)	- (-)	- (-)	- (-)	- (-)
	6/F - 11/F 六樓至十一樓	A	70.775 (762) 露台 Balcony: 2.000 (22) 工作平台 Utility Platform: 1.500 (16)	3.014 (32)	2.555 (28)	- (-)	- (-)	- (-)	- (-)	- (-)	- (-)	- (-)	- (-)
		B	69.992 (753) 露台 Balcony: 2.000 (22) 工作平台 Utility Platform: 1.500 (16)	2.784 (30)	2.324 (25)	- (-)	- (-)	- (-)	- (-)	- (-)	- (-)	- (-)	- (-)
		C	51.134 (550) 露台 Balcony: 2.000 (22) 工作平台 Utility Platform: 1.500 (16)	1.672 (18)	1.843 (20)	- (-)	- (-)	- (-)	- (-)	- (-)	- (-)	- (-)	- (-)
		D	63.112 (679) 露台 Balcony: 2.000 (22) 工作平台 Utility Platform: 1.500 (16)	3.081 (33)	2.464 (27)	- (-)	- (-)	- (-)	- (-)	- (-)	- (-)	- (-)	- (-)
	12/F 十二樓	A	71.834 (773) 露台 Balcony: 2.000 (22) 工作平台 Utility Platform: 1.500 (16)	3.014 (32)	2.555 (28)	- (-)	- (-)	- (-)	- (-)	- (-)	- (-)	- (-)	- (-)
		D	64.111 (690) 露台 Balcony: 2.000 (22) 工作平台 Utility Platform: 1.500 (16)	3.081 (33)	2.464 (27)	- (-)	- (-)	- (-)	- (-)	- (-)	- (-)	- (-)	- (-)
	15/F 十五樓	A	71.834 (773) 露台 Balcony: 2.000 (22) 工作平台 Utility Platform: 1.500 (16)	3.014 (32)	2.555 (28)	- (-)	- (-)	- (-)	- (-)	- (-)	- (-)	- (-)	- (-)
		D	64.111 (690) 露台 Balcony: 2.000 (22) 工作平台 Utility Platform: 1.500 (16)	3.081 (33)	2.464 (27)	- (-)	- (-)	- (-)	- (-)	- (-)	- (-)	- (-)	- (-)

1. The saleable area and the floor area of balconies, utility platforms and verandah (if any) are calculated in accordance with section 8 of the Residential Properties (First-hand Sales) Ordinance and the areas of other specified items (not included in the saleable area) are calculated in accordance with Part 2 of Schedule 2 of the Residential Properties (First-hand Sales) Ordinance.

Remarks:

- The above areas have been converted to square feet based on a conversion rate of 1 square metre = 10.764 square feet and rounded off to the nearest integer.
- There is no verandah in the residential properties in the phase of the Development.

1. 實用面積以及露台、工作平台及陽台(如有)的樓面面積，是按照《一手住宅物業銷售條例》第8條計算得出的。其他指明項目的面積(不計算入實用面積內)，是按照《一手住宅物業銷售條例》附表2第2部分計算得出的。

備註:

- 上述所列之面積則以1平方米 = 10.764平方呎換算並四捨五入至整數。
- 發展項目期數住宅物業並無陽台。

Area of Residential Properties in the Phase of the Development 發展項目期數中的住宅物業的面積

Description of Residential Property 物業的描述			Saleable Area (including balcony, utility platform and verandah, if any) sq. metre (sq. ft.) 實用面積 (包括露台、工作平台及陽台(如有)) 平方米(平方呎)	Area of other specified items (Not included in the Saleable Area) 其他指明項目的面積(不計算入實用面積) sq. metre (sq. ft.) 平方米(平方呎)											
Tower 座數	Floor 樓層	Unit 單位		Air-Conditioning Plant Room 空調機房	Bay Window 窗台	Cockloft 閣樓	Flat Roof 平台	Garden 花園	Parking Space 停車位	Roof 天台	Stair- Hood 梯屋	Terrace 前庭	Yard 庭院		
5	16/F - 23/F, 26/F - 33/F & 35/F - 37/F 十六樓至 二十三樓、 二十六樓 至三十三樓 及 三十五樓 至三十七樓	A	70.775 (762) 露台 Balcony: 2.000 (22) 工作平台 Utility Platform: 1.500 (16)	3.014 (32)	2.555 (28)	- (-)	- (-)	- (-)	- (-)	- (-)	- (-)	- (-)	- (-)		
		B	69.984 (753) 露台 Balcony: 2.000 (22) 工作平台 Utility Platform: 1.500 (16)	2.784 (30)	2.324 (25)	- (-)	- (-)	- (-)	- (-)	- (-)	- (-)	- (-)	- (-)	- (-)	
		C	51.134 (550) 露台 Balcony: 2.000 (22) 工作平台 Utility Platform: 1.500 (16)	1.672 (18)	1.843 (20)	- (-)	- (-)	- (-)	- (-)	- (-)	- (-)	- (-)	- (-)	- (-)	- (-)
		D	63.112 (679) 露台 Balcony: 2.000 (22) 工作平台 Utility Platform: 1.500 (16)	3.081 (33)	2.464 (27)	- (-)	- (-)	- (-)	- (-)	- (-)	- (-)	- (-)	- (-)	- (-)	- (-)
	38/F, 39/F, 50/F - 52/F & 55/F - 57/F 三十八樓、 三十九樓、 五十樓至 五十二樓及 五十五樓至 五十七樓	A	70.775 (762) 露台 Balcony: 2.000 (22) 工作平台 Utility Platform: 1.500 (16)	3.014 (32)	2.555 (28)	- (-)	- (-)	- (-)	- (-)	- (-)	- (-)	- (-)	- (-)	- (-)	
		B	69.992 (753) 露台 Balcony: 2.000 (22) 工作平台 Utility Platform: 1.500 (16)	2.784 (30)	2.324 (25)	- (-)	- (-)	- (-)	- (-)	- (-)	- (-)	- (-)	- (-)	- (-)	
		C	51.134 (550) 露台 Balcony: 2.000 (22) 工作平台 Utility Platform: 1.500 (16)	1.672 (18)	1.843 (20)	- (-)	- (-)	- (-)	- (-)	- (-)	- (-)	- (-)	- (-)	- (-)	- (-)
		D	63.112 (679) 露台 Balcony: 2.000 (22) 工作平台 Utility Platform: 1.500 (16)	3.081 (33)	2.464 (27)	- (-)	- (-)	- (-)	- (-)	- (-)	- (-)	- (-)	- (-)	- (-)	- (-)
	60/F 六十樓	A	127.136 (1,368) 露台 Balcony: 3.581 (39) 工作平台 Utility Platform: 1.500 (16)	10.448 (112)	4.679 (50)	- (-)	120.421 (1,296)	- (-)	- (-)	- (-)	- (-)	7.600 (82)	- (-)	- (-)	
		B	109.238 (1,176) 露台 Balcony: 3.042 (33) 工作平台 Utility Platform: 1.500 (16)	6.611 (71)	4.216 (45)	- (-)	95.704 (1,030)	- (-)	- (-)	- (-)	- (-)	6.484 (70)	- (-)	- (-)	

1. The saleable area and the floor area of balconies, utility platforms and verandah (if any) are calculated in accordance with section 8 of the Residential Properties (First-hand Sales) Ordinance and the areas of other specified items (not included in the saleable area) are calculated in accordance with Part 2 of Schedule 2 of the Residential Properties (First-hand Sales) Ordinance.

Remarks:

- The above areas have been converted to square feet based on a conversion rate of 1 square metre = 10.764 square feet and rounded off to the nearest integer.
- There is no verandah in the residential properties in the phase of the Development.

1. 實用面積以及露台、工作平台及陽台(如有)的樓面面積，是按照《一手住宅物業銷售條例》第8條計算得出的。其他指明項目的面積(不計算入實用面積內)，是按照《一手住宅物業銷售條例》附表2第2部分計算得出的。

備註:

- 上述所列之面積則以1平方米 = 10.764平方呎換算並四捨五入至整數。
- 發展項目期數住宅物業並無陽台。

Area of Residential Properties in the Phase of the Development

發展項目期數中的住宅物業的面積

Description of Residential Property 物業的描述			Saleable Area (including balcony, utility platform and verandah, if any) sq. metre (sq. ft.) 實用面積 (包括露台、工作平台及陽台(如有)) 平方米(平方呎)	Area of other specified items (Not included in the Saleable Area) 其他指明項目的面積 (不計算入實用面積) sq. metre (sq. ft.) 平方米(平方呎)									
Tower 座數	Floor 樓層	Unit 單位		Air-Conditioning Plant Room 空調機房	Bay Window 窗台	Cockloft 閣樓	Flat Roof 平台	Garden 花園	Parking Space 停車位	Roof 天台	Stair- Hood 梯屋	Terrace 前庭	Yard 庭院
6	5/F 五樓	A	83.814 (902) 露台 Balcony: 2.319 (25) 工作平台 Utility Platform: 1.500 (16)	3.090 (33)	2.512 (27)	- (-)	20.544 (221)	- (-)	- (-)	- (-)	- (-)	- (-)	- (-)
		B	81.992 (883) 露台 Balcony: 2.284 (25) 工作平台 Utility Platform: 1.500 (16)	3.104 (33)	2.713 (29)	- (-)	21.515 (232)	- (-)	- (-)	- (-)	- (-)	- (-)	- (-)
		C	64.001 (689) 露台 Balcony: 2.000 (22) 工作平台 Utility Platform: 1.500 (16)	3.000 (32)	2.464 (27)	- (-)	7.386 (80)	- (-)	- (-)	- (-)	- (-)	- (-)	- (-)
		D	70.998 (764) 露台 Balcony: 2.000 (22) 工作平台 Utility Platform: 1.500 (16)	2.783 (30)	1.345 (14)	- (-)	6.191 (67)	- (-)	- (-)	- (-)	- (-)	- (-)	- (-)
	6/F - 12/F 六樓至十二樓	A	83.814 (902) 露台 Balcony: 2.319 (25) 工作平台 Utility Platform: 1.500 (16)	3.090 (33)	2.512 (27)	- (-)	- (-)	- (-)	- (-)	- (-)	- (-)	- (-)	- (-)
		B	81.992 (883) 露台 Balcony: 2.284 (25) 工作平台 Utility Platform: 1.500 (16)	3.104 (33)	2.713 (29)	- (-)	- (-)	- (-)	- (-)	- (-)	- (-)	- (-)	- (-)
		C	63.813 (687) 露台 Balcony: 2.000 (22) 工作平台 Utility Platform: 1.500 (16)	3.081 (33)	2.464 (27)	- (-)	- (-)	- (-)	- (-)	- (-)	- (-)	- (-)	- (-)
		D	71.080 (765) 露台 Balcony: 2.000 (22) 工作平台 Utility Platform: 1.500 (16)	2.783 (30)	2.191 (24)	- (-)	- (-)	- (-)	- (-)	- (-)	- (-)	- (-)	- (-)
	15/F 十五樓	B	83.133 (895) 露台 Balcony: 2.284 (25) 工作平台 Utility Platform: 1.500 (16)	3.104 (33)	2.713 (29)	- (-)	- (-)	- (-)	- (-)	- (-)	- (-)	- (-)	- (-)
		C	64.872 (698) 露台 Balcony: 2.000 (22) 工作平台 Utility Platform: 1.500 (16)	3.081 (33)	2.464 (27)	- (-)	- (-)	- (-)	- (-)	- (-)	- (-)	- (-)	- (-)
	16/F 十六樓	B	83.133 (895) 露台 Balcony: 2.284 (25) 工作平台 Utility Platform: 1.500 (16)	3.104 (33)	2.713 (29)	- (-)	- (-)	- (-)	- (-)	- (-)	- (-)	- (-)	- (-)
		C	64.872 (698) 露台 Balcony: 2.000 (22) 工作平台 Utility Platform: 1.500 (16)	3.081 (33)	2.464 (27)	- (-)	- (-)	- (-)	- (-)	- (-)	- (-)	- (-)	- (-)
	17/F - 23/F, 25/F, 27/F - 33/F, 35/F - 39/F & 50/F 十七樓至二十三樓、 二十五樓、 二十七樓至三十三樓、 三十五樓至三十九樓及 五十樓	A	83.814 (902) 露台 Balcony: 2.319 (25) 工作平台 Utility Platform: 1.500 (16)	3.090 (33)	2.512 (27)	- (-)	- (-)	- (-)	- (-)	- (-)	- (-)	- (-)	- (-)
		B	81.995 (883) 露台 Balcony: 2.287 (25) 工作平台 Utility Platform: 1.500 (16)	3.104 (33)	2.713 (29)	- (-)	- (-)	- (-)	- (-)	- (-)	- (-)	- (-)	- (-)
		C	63.813 (687) 露台 Balcony: 2.000 (22) 工作平台 Utility Platform: 1.500 (16)	3.081 (33)	2.464 (27)	- (-)	- (-)	- (-)	- (-)	- (-)	- (-)	- (-)	- (-)
		D	71.080 (765) 露台 Balcony: 2.000 (22) 工作平台 Utility Platform: 1.500 (16)	2.783 (30)	2.191 (24)	- (-)	- (-)	- (-)	- (-)	- (-)	- (-)	- (-)	- (-)

1. The saleable area and the floor area of balconies, utility platforms and verandah (if any) are calculated in accordance with section 8 of the Residential Properties (First-hand Sales) Ordinance and the areas of other specified items (not included in the saleable area) are calculated in accordance with Part 2 of Schedule 2 of the Residential Properties (First-hand Sales) Ordinance.

Remarks:

- The above areas have been converted to square feet based on a conversion rate of 1 square metre = 10.764 square feet and rounded off to the nearest integer.
- There is no verandah in the residential properties in the phase of the Development.

1. 實用面積以及露台、工作平台及陽台(如有)的樓面面積，是按照《一手住宅物業銷售條例》第8條計算得出的。其他指明項目的面積(不計算入實用面積內)，是按照《一手住宅物業銷售條例》附表2第2部分計算得出的。

備註:

- 上述所列之面積則以1平方米 = 10.764平方呎換算並四捨五入至整數。
- 發展項目期數住宅物業並無陽台。

Area of Residential Properties in the Phase of the Development 發展項目期數中的住宅物業的面積

Description of Residential Property 物業的描述			Saleable Area (including balcony, utility platform and verandah, if any) sq. metre (sq. ft.) 實用面積 (包括露台、工作平台及陽台(如有)) 平方米(平方呎)	Area of other specified items (Not included in the Saleable Area) 其他指明項目的面積(不計算入實用面積) sq. metre (sq. ft.) 平方米(平方呎)										
				Air-Conditioning Plant Room 空調機房	Bay Window 窗台	Cockloft 閣樓	Flat Roof 平台	Garden 花園	Parking Space 停車位	Roof 天台	Stair-Hood 梯屋	Terrace 前庭	Yard 庭院	
Tower 座數	Floor 樓層	Unit 單位												
6	51/F -52/F & 55/F - 57/F 五十一樓至五十二樓及五十五樓至五十七樓	A	83.839 (902) 露台 Balcony: 2.344 (25) 工作平台 Utility Platform:1.500 (16)	3.090 (33)	2.512 (27)	- (-)	- (-)	- (-)	- (-)	- (-)	- (-)	- (-)	- (-)	
		B	82.021 (883) 露台 Balcony: 2.313 (25) 工作平台 Utility Platform:1.500 (16)	3.104 (33)	2.713 (29)	- (-)	- (-)	- (-)	- (-)	- (-)	- (-)	- (-)	- (-)	- (-)
		C	63.813 (687) 露台 Balcony: 2.000 (22) 工作平台 Utility Platform:1.500 (16)	3.081 (33)	2.464 (27)	- (-)	- (-)	- (-)	- (-)	- (-)	- (-)	- (-)	- (-)	- (-)
		D	71.088 (765) 露台 Balcony: 2.008 (22) 工作平台 Utility Platform:1.500 (16)	2.783 (30)	2.191 (24)	- (-)	- (-)	- (-)	- (-)	- (-)	- (-)	- (-)	- (-)	- (-)
	60/F 六十樓	A	126.627 (1,363) 露台 Balcony: 3.705 (40) 工作平台 Utility Platform:1.500 (16)	3.137 (34)	5.445 (59)	- (-)	1.774 (19)	- (-)	- (-)	- (-)	- (-)	- (-)	- (-)	- (-)
		C	63.813 (687) 露台 Balcony: 2.000 (22) 工作平台 Utility Platform:1.500 (16)	3.081 (33)	2.464 (27)	- (-)	- (-)	- (-)	- (-)	- (-)	- (-)	- (-)	- (-)	- (-)
		D	71.088 (765) 露台 Balcony: 2.008 (22) 工作平台 Utility Platform:1.500 (16)	2.783 (30)	2.191 (24)	- (-)	- (-)	- (-)	- (-)	- (-)	- (-)	- (-)	- (-)	- (-)
	61/F 六十一樓	A	135.741 (1,461) 露台 Balcony: 3.802 (41) 工作平台 Utility Platform:1.500 (16)	8.968 (97)	5.445 (59)	- (-)	138.998 (1,496)	- (-)	- (-)	- (-)	- (-)	6.427 (69)	- (-)	- (-)
		B	126.730 (1,364) 露台 Balcony: 3.564 (38) 工作平台 Utility Platform:1.500 (16)	10.051 (108)	4.537 (49)	- (-)	113.258 (1,219)	- (-)	- (-)	- (-)	- (-)	7.511 (81)	- (-)	- (-)

1. The saleable area and the floor area of balconies, utility platforms and verandah (if any) are calculated in accordance with section 8 of the Residential Properties (First-hand Sales) Ordinance and the areas of other specified items (not included in the saleable area) are calculated in accordance with Part 2 of Schedule 2 of the Residential Properties (First-hand Sales) Ordinance.

Remarks:

- The above areas have been converted to square feet based on a conversion rate of 1 square metre = 10.764 square feet and rounded off to the nearest integer.
- There is no verandah in the residential properties in the phase of the Development.

1. 實用面積以及露台、工作平台及陽台(如有)的樓面面積，是按照《一手住宅物業銷售條例》第8條計算得出的。其他指明項目的面積(不計算入實用面積內)，是按照《一手住宅物業銷售條例》附表2第2部分計算得出的。

備註:

- 上述所列之面積則以1平方米 = 10.764平方呎換算並四捨五入至整數。
- 發展項目期數住宅物業並無陽台。

Area of Residential Properties in the Phase of the Development 發展項目期數中的住宅物業的面積

Description of Residential Property 物業的描述			Saleable Area (including balcony, utility platform and verandah, if any) sq. metre (sq. ft.) 實用面積 (包括露台、工作平台及陽台(如有)) 平方米(平方呎)	Area of other specified items (Not included in the Saleable Area) 其他指明項目的面積(不計算入實用面積) sq. metre (sq. ft.) 平方米(平方呎)									
Tower 座數	Floor 樓層	Unit 單位		Air-Conditioning Plant Room 空調機房	Bay Window 窗台	Cockloft 閣樓	Flat Roof 平台	Garden 花園	Parking Space 停車位	Roof 天台	Stair- Hood 梯屋	Terrace 前庭	Yard 庭院
7	5/F 五樓	A	93.418 (1,006) 露台 Balcony: 2.650 (29) 工作平台 Utility Platform: 1.500 (16)	3.091 (33)	2.702 (29)	- (-)	39.565 (426)	- (-)	- (-)	- (-)	- (-)	- (-)	- (-)
		B	93.432 (1,006) 露台 Balcony: 2.641 (28) 工作平台 Utility Platform: 1.500 (16)	3.090 (33)	2.500 (27)	- (-)	18.097 (195)	- (-)	- (-)	- (-)	- (-)	- (-)	- (-)
		C	83.337 (897) 露台 Balcony: 2.201 (24) 工作平台 Utility Platform: 1.500 (16)	3.011 (32)	2.247 (24)	- (-)	56.796 (633)	- (-)	- (-)	- (-)	- (-)	- (-)	- (-)
	6/F - 12/F 六樓至 十二樓	A	93.418 (1,006) 露台 Balcony: 2.650 (29) 工作平台 Utility Platform: 1.500 (16)	3.091 (33)	2.702 (29)	- (-)	- (-)	- (-)	- (-)	- (-)	- (-)	- (-)	- (-)
		B	93.432 (1,006) 露台 Balcony: 2.641 (28) 工作平台 Utility Platform: 1.500 (16)	3.090 (33)	2.500 (27)	- (-)	- (-)	- (-)	- (-)	- (-)	- (-)	- (-)	- (-)
		C	83.337 (897) 露台 Balcony: 2.201 (24) 工作平台 Utility Platform: 1.500 (16)	3.011 (32)	2.247 (24)	- (-)	- (-)	- (-)	- (-)	- (-)	- (-)	- (-)	- (-)
	15/F 十五樓	A	94.752 (1,020) 露台 Balcony: 2.650 (29) 工作平台 Utility Platform: 1.500 (16)	3.091 (33)	2.702 (29)	- (-)	- (-)	- (-)	- (-)	- (-)	- (-)	- (-)	- (-)
		C	83.337 (897) 露台 Balcony: 2.201 (24) 工作平台 Utility Platform: 1.500 (16)	3.011 (32)	2.247 (24)	- (-)	- (-)	- (-)	- (-)	- (-)	- (-)	- (-)	- (-)
	16 十六樓	A	94.752 (1,020) 露台 Balcony: 2.650 (29) 工作平台 Utility Platform: 1.500 (16)	3.091 (33)	2.702 (29)	- (-)	- (-)	- (-)	- (-)	- (-)	- (-)	- (-)	- (-)
		C	83.337 (897) 露台 Balcony: 2.201 (24) 工作平台 Utility Platform: 1.500 (16)	3.011 (32)	2.247 (24)	- (-)	- (-)	- (-)	- (-)	- (-)	- (-)	- (-)	- (-)
	17/F - 23/F, 25/F, 27/F - 33/F, 35/F - 39/F & 50/F 十七樓至 二十三樓、 二十五樓、 二十七樓 三十三樓、 三十五樓至 三十九樓及 五十樓	A	93.422 (1,006) 露台 Balcony: 2.654 (29) 工作平台 Utility Platform: 1.500 (16)	3.091 (33)	2.702 (29)	- (-)	- (-)	- (-)	- (-)	- (-)	- (-)	- (-)	- (-)
		B	93.437 (1,006) 露台 Balcony: 2.646 (28) 工作平台 Utility Platform: 1.500 (16)	3.090 (33)	2.500 (27)	- (-)	- (-)	- (-)	- (-)	- (-)	- (-)	- (-)	- (-)
		C	83.252 (896) 露台 Balcony: 2.201 (24) 工作平台 Utility Platform: 1.500 (16)	3.011 (32)	2.247 (24)	- (-)	- (-)	- (-)	- (-)	- (-)	- (-)	- (-)	- (-)

1. The saleable area and the floor area of balconies, utility platforms and verandah (if any) are calculated in accordance with section 8 of the Residential Properties (First-hand Sales) Ordinance and the areas of other specified items (not included in the saleable area) are calculated in accordance with Part 2 of Schedule 2 of the Residential Properties (First-hand Sales) Ordinance.

Remarks:

- The above areas have been converted to square feet based on a conversion rate of 1 square metre = 10.764 square feet and rounded off to the nearest integer.
- There is no verandah in the residential properties in the phase of the Development.

1. 實用面積以及露台、工作平台及陽台(如有)的樓面面積，是按照《一手住宅物業銷售條例》第8條計算得出的。其他指明項目的面積(不計算入實用面積內)，是按照《一手住宅物業銷售條例》附表2第2部分計算得出的。

備註:

- 上述所列之面積則以1平方米 = 10.764平方呎換算並四捨五入至整數。
- 發展項目期數住宅物業並無陽台。

Area of Residential Properties in the Phase of the Development 發展項目期數中的住宅物業的面積

Description of Residential Property 物業的描述			Saleable Area (including balcony, utility platform and verandah, if any) sq. metre (sq. ft.) 實用面積 (包括露台、工作平台及陽台(如有)) 平方米(平方呎)	Area of other specified items (Not included in the Saleable Area) 其他指明項目的面積(不計算入實用面積) sq. metre (sq. ft.) 平方米(平方呎)									
				Air-Conditioning Plant Room 空調機房	Bay Window 窗台	Cockloft 閣樓	Flat Roof 平台	Garden 花園	Parking Space 停車位	Roof 天台	Stair-Hood 梯屋	Terrace 前庭	Yard 庭院
Tower 座數	Floor 樓層	Unit 單位											
7	51/F -52/F & 55/F - 57/F 五十一樓至五十二樓及五十五樓至五十七樓	A	93.454 (1,006) 露台 Balcony: 2.686 (29) 工作平台 Utility Platform:1.500 (16)	3.091 (33)	2.702 (29)	- (-)	- (-)	- (-)	- (-)	- (-)	- (-)	- (-)	- (-)
		B	93.468 (1,006) 露台 Balcony: 2.677 (29) 工作平台 Utility Platform:1.500 (16)	3.090 (33)	2.500 (27)	- (-)	- (-)	- (-)	- (-)	- (-)	- (-)	- (-)	- (-)
		C	83.252 (896) 露台 Balcony: 2.201 (24) 工作平台 Utility Platform:1.500 (16)	3.011 (32)	2.247 (24)	- (-)	- (-)	- (-)	- (-)	- (-)	- (-)	- (-)	- (-)
	60/F 六十樓	A	143.974 (1,550) 露台 Balcony: 4.337 (43) 工作平台 Utility Platform:1.500 (16)	3.610 (39)	5.502 (59)	- (-)	- (-)	- (-)	- (-)	- (-)	- (-)	- (-)	- (-)
		C	83.252 (896) 露台 Balcony: 2.201 (24) 工作平台 Utility Platform:1.500 (16)	3.011 (32)	2.247 (24)	- (-)	- (-)	- (-)	- (-)	- (-)	- (-)	- (-)	- (-)
	61/F 六十一樓	A	153.081 (1,648) 露台 Balcony: 4.449 (48) 工作平台 Utility Platform:1.500 (16)	10.038 (108)	5.502 (59)	- (-)	160.719 (1,730)	- (-)	- (-)	- (-)	6.972 (75)	- (-)	- (-)
		B	87.958 (947) 露台 Balcony: 2.310 (25) 工作平台 Utility Platform:1.500 (16)	3.011 (32)	2.423 (26)	- (-)	66.943 (721)	- (-)	- (-)	5.224 (56)	5.768 (62)	- (-)	- (-)

1. The saleable area and the floor area of balconies, utility platforms and verandah (if any) are calculated in accordance with section 8 of the Residential Properties (First-hand Sales) Ordinance and the areas of other specified items (not included in the saleable area) are calculated in accordance with Part 2 of Schedule 2 of the Residential Properties (First-hand Sales) Ordinance.

Remarks:

- The above areas have been converted to square feet based on a conversion rate of 1 square metre = 10.764 square feet and rounded off to the nearest integer.
- There is no verandah in the residential properties in the phase of the Development.

1. 實用面積以及露台、工作平台及陽台(如有)的樓面面積，是按照《一手住宅物業銷售條例》第8條計算得出的。其他指明項目的面積(不計算入實用面積內)，是按照《一手住宅物業銷售條例》附表2第2部分計算得出的。

備註:

- 上述所列之面積則以1平方米 = 10.764平方呎換算並四捨五入至整數。
- 發展項目期數住宅物業並無陽台。

Area of Residential Properties in the Phase of the Development

發展項目期數中的住宅物業的面積

Description of Residential Property 物業的描述			Saleable Area (including balcony, utility platform and verandah, if any) sq. metre (sq. ft.) 實用面積 (包括露台、工作平台及陽台(如有)) 平方米(平方呎)	Area of other specified items (Not included in the Saleable Area) 其他指明項目的面積(不計算入實用面積) sq. metre (sq. ft.) 平方米(平方呎)									
Tower 座數	Floor 樓層	Unit 單位		Air-Conditioning Plant Room 空調機房	Bay Window 窗台	Cockloft 閣樓	Flat Roof 平台	Garden 花園	Parking Space 停車位	Roof 天台	Stair- Hood 梯屋	Terrace 前庭	Yard 庭院
8	5/F 五樓	A	130.301 (1,403) 露台 Balcony: 3.809 (41) 工作平台 Utility Platform: 1.500 (16)	2.762 (30)	3.861 (42)	- (-)	21.194 (228)	- (-)	- (-)	- (-)	- (-)	- (-)	- (-)
		B	131.516 (1,416) 露台 Balcony: 3.809 (41) 工作平台 Utility Platform: 1.500 (16)	2.783 (30)	4.250 (46)	- (-)	27.870 (300)	- (-)	- (-)	- (-)	- (-)	- (-)	- (-)
		C	85.955 (925) 露台 Balcony: 2.299 (25) 工作平台 Utility Platform: 1.500 (16)	3.082 (33)	2.645 (28)	- (-)	146.968 (1,582)	- (-)	- (-)	- (-)	- (-)	- (-)	- (-)
	6/F, 8/F - 12/F, 15/F, 19/F - 23/F, 25/F - 26/F, 28/F, 30/F - 33/F, 35/F - 36/F, 38/F - 39/F 六樓、 八樓至 十二樓、 十五樓、 十九樓至 二十三樓、 二十五樓至 二十六樓、 二十八樓、 三十樓至 三十三樓、 三十五樓至 三十六樓、 三十八樓至 三十九樓	A	130.301 (1,403) 露台 Balcony: 3.807 (41) 工作平台 Utility Platform: 1.500 (16)	2.762 (30)	3.861 (42)	- (-)	- (-)	- (-)	- (-)	- (-)	- (-)	- (-)	- (-)
		B	131.516 (1,416) 露台 Balcony: 3.809 (41) 工作平台 Utility Platform: 1.500 (16)	2.783 (30)	4.250 (46)	- (-)	- (-)	- (-)	- (-)	- (-)	- (-)	- (-)	- (-)
		C	85.955 (925) 露台 Balcony: 2.299 (25) 工作平台 Utility Platform: 1.500 (16)	3.082 (33)	2.645 (28)	- (-)	- (-)	- (-)	- (-)	- (-)	- (-)	- (-)	- (-)
	16/F 十六樓	B	133.206 (1,434) 露台 Balcony: 3.809 (41) 工作平台 Utility Platform: 1.500 (16)	2.783 (30)	4.250 (46)	- (-)	- (-)	- (-)	- (-)	- (-)	- (-)	- (-)	- (-)
	18/F 十八樓	B	133.206 (1,434) 露台 Balcony: 3.809 (41) 工作平台 Utility Platform: 1.500 (16)	2.783 (30)	4.250 (46)	- (-)	- (-)	- (-)	- (-)	- (-)	- (-)	- (-)	- (-)
	50/F - 52/F, 55/F - 56/F & 60/F - 62/F 五十樓至 五十二樓、 五十五樓至 五十六樓及 六十樓至 六十二樓	A	130.338 (1,403) 露台 Balcony: 3.844 (41) 工作平台 Utility Platform: 1.500 (16)	2.762 (30)	3.861 (42)	- (-)	- (-)	- (-)	- (-)	- (-)	- (-)	- (-)	- (-)
		B	131.554 (1,416) 露台 Balcony: 3.847 (41) 工作平台 Utility Platform: 1.500 (16)	2.783 (30)	4.250 (46)	- (-)	- (-)	- (-)	- (-)	- (-)	- (-)	- (-)	- (-)
		C	85.955 (925) 露台 Balcony: 2.299 (25) 工作平台 Utility Platform: 1.500 (16)	3.082 (33)	2.645 (28)	- (-)	- (-)	- (-)	- (-)	- (-)	- (-)	- (-)	- (-)
	63/F 六十三樓	A	231.415 (2,491) 露台 Balcony: 8.090 (87) 工作平台 Utility Platform: 1.500 (16)	13.077 (141)	5.212 (56)	- (-)	103.040 (1,109)	- (-)	- (-)	- (-)	12.874 (139)	- (-)	- (-)
		B	232.692 (2,505) 露台 Balcony: 8.090 (87) 工作平台 Utility Platform: 1.500 (16)	15.860 (171)	5.302 (57)	- (-)	102.850 (1,107)	- (-)	- (-)	- (-)	12.874 (139)	- (-)	- (-)
		C	161.687 (1,740) 露台 Balcony: 4.413 (48) 工作平台 Utility Platform: 1.500 (16)	12.898 (139)	5.708 (61)	- (-)	62.643 (674)	- (-)	- (-)	- (-)	6.947 (75)	- (-)	- (-)

1. The saleable area and the floor area of balconies, utility platforms and verandah (if any) are calculated in accordance with section 8 of the Residential Properties (First-hand Sales) Ordinance and the areas of other specified items (not included in the saleable area) are calculated in accordance with Part 2 of Schedule 2 of the Residential Properties (First-hand Sales) Ordinance.

Remarks:

- The above areas have been converted to square feet based on a conversion rate of 1 square metre = 10.764 square feet and rounded off to the nearest integer.
- There is no verandah in the residential properties in the phase of the Development.

1. 實用面積以及露台、工作平台及陽台(如有)的樓面面積，是按照《一手住宅物業銷售條例》第8條計算得出的。其他指明項目的面積(不計算入實用面積內)，是按照《一手住宅物業銷售條例》附表2第2部分計算得出的。

備註:

- 上述所列之面積則以1平方米 = 10.764平方呎換算並四捨五入至整數。
- 發展項目期數住宅物業並無陽台。

Area of Residential Properties in the Phase of the Development

發展項目期數中的住宅物業的面積

Description of Residential Property 物業的描述			Saleable Area (including balcony, utility platform and verandah, if any) sq. metre (sq. ft.) 實用面積 (包括露台、工作平台及陽台(如有)) 平方米(平方呎)	Area of other specified items (Not included in the Saleable Area) 其他指明項目的面積(不計算入實用面積) sq. metre (sq. ft.) 平方米(平方呎)									
				Air-Conditioning Plant Room 空調機房	Bay Window 窗台	Cockloft 閣樓	Flat Roof 平台	Garden 花園	Parking Space 停車位	Roof 天台	Stair-Hood 梯屋	Terrace 前庭	Yard 庭院
Tower 座數	Floor 樓層	Unit 單位											
9	5/F 五樓	A	170.581 (1,836) 露台 Balcony: 5.000 (54) 工作平台 Utility Platform:1.500 (16)	2.675 (29)	4.399 (47)	- (-)	23.628 (254)	- (-)	- (-)	- (-)	- (-)	- (-)	- (-)
		B	130.300 (1,403) 露台 Balcony: 3.791 (41) 工作平台 Utility Platform:1.500 (16)	2.783 (30)	4.019 (43)	- (-)	21.202 (228)	- (-)	- (-)	- (-)	- (-)	- (-)	- (-)
		C	86.149 (927) 露台 Balcony: 2.308 (25) 工作平台 Utility Platform:1.500 (16)	3.014 (32)	2.645 (28)	- (-)	116.504 (1,254)	- (-)	- (-)	- (-)	- (-)	- (-)	- (-)
	6/F, 8/F - 12/F, 15/F, 19/F - 23/F, 25/F - 26/F, 28/F, 30/F - 33/F, 35/F - 36/F, 38/F - 39/F 六樓、 八樓至 十二樓、 十五樓、 十九樓至 二十三樓、 二十五樓至 二十六樓、 二十八樓、 三十樓至 三十三樓、 三十五樓至 三十六樓、 三十八樓至 三十九樓	A	171.581 (1,847) 露台 Balcony: 6.000 (65) 工作平台 Utility Platform:1.500 (16)	2.675 (29)	4.399 (47)	- (-)	- (-)	- (-)	- (-)	- (-)	- (-)	- (-)	- (-)
		B	130.300 (1,403) 露台 Balcony: 3.791 (41) 工作平台 Utility Platform:1.500 (16)	2.783 (30)	4.019 (43)	- (-)	- (-)	- (-)	- (-)	- (-)	- (-)	- (-)	- (-)
		C	86.149 (927) 露台 Balcony: 2.308 (25) 工作平台 Utility Platform:1.500 (16)	3.014 (32)	2.645 (28)	- (-)	- (-)	- (-)	- (-)	- (-)	- (-)	- (-)	- (-)
	16/F 十六樓	A	173.347 (1,866) 露台 Balcony: 6.076 (65) 工作平台 Utility Platform:1.500 (16)	2.675 (29)	4.399 (47)	- (-)	- (-)	- (-)	- (-)	- (-)	- (-)	- (-)	- (-)
	18/F 十八樓	A	173.347 (1,866) 露台 Balcony: 6.076 (65) 工作平台 Utility Platform:1.500 (16)	2.675 (29)	4.399 (47)	- (-)	- (-)	- (-)	- (-)	- (-)	- (-)	- (-)	- (-)
	50/F - 52/F, 55/F, 56/F & 60/F-62/F 五十樓至 五十二樓、 五十五樓、 五十六樓及 六十樓至 六十二樓	A	171.636 (1,847) 露台 Balcony: 6.055 (65) 工作平台 Utility Platform:1.500 (16)	2.675 (29)	4.399 (47)	- (-)	- (-)	- (-)	- (-)	- (-)	- (-)	- (-)	- (-)
		B	130.338 (1,403) 露台 Balcony: 3.829 (41) 工作平台 Utility Platform:1.500 (16)	2.783 (30)	4.019 (43)	- (-)	- (-)	- (-)	- (-)	- (-)	- (-)	- (-)	- (-)
		C	86.149 (927) 露台 Balcony: 2.308 (25) 工作平台 Utility Platform:1.500 (16)	3.014 (32)	2.645 (28)	- (-)	- (-)	- (-)	- (-)	- (-)	- (-)	- (-)	- (-)
	63/F 六十三樓	A	285.217 (3,070) 露台 Balcony: 8.090 (87) 工作平台 Utility Platform:1.500 (16)	15.216 (164)	6.316 (68)	- (-)	139.852 (1,505)	- (-)	- (-)	- (-)	14.837 (160)	- (-)	- (-)
		B	231.155 (2,488) 露台 Balcony: 8.090 (87) 工作平台 Utility Platform:1.500 (16)	15.860 (171)	5.212 (56)	- (-)	102.670 (1,105)	- (-)	- (-)	- (-)	12.847 (138)	- (-)	- (-)
		C	161.692 (1,740) 露台 Balcony: 4.418 (48) 工作平台 Utility Platform:1.500 (16)	12.898 (139)	5.708 (61)	- (-)	65.798 (708)	- (-)	- (-)	- (-)	6.974 (75)	- (-)	- (-)

1. The saleable area and the floor area of balconies, utility platforms and verandah (if any) are calculated in accordance with section 8 of the Residential Properties (First-hand Sales) Ordinance and the areas of other specified items (not included in the saleable area) are calculated in accordance with Part 2 of Schedule 2 of the Residential Properties (First-hand Sales) Ordinance.

Remarks:

- The above areas have been converted to square feet based on a conversion rate of 1 square metre = 10.764 square feet and rounded off to the nearest integer.
- There is no verandah in the residential properties in the phase of the Development.

1. 實用面積以及露台、工作平台及陽台(如有)的樓面面積，是按照《一手住宅物業銷售條例》第8條計算得出的。其他指明項目的面積(不計算入實用面積內)，是按照《一手住宅物業銷售條例》附表2第2部分計算得出的。

備註:

- 上述所列之面積則以1平方米 = 10.764平方呎換算並四捨五入至整數。
- 發展項目期數住宅物業並無陽台。

Area of Residential Properties in the Phase of the Development

發展項目期數中的住宅物業的面積

Description of Residential Property 物業的描述			Saleable Area (including balcony, utility platform and verandah, if any) sq. metre (sq. ft.) 實用面積 (包括露台、工作平台及陽台(如有)) 平方米(平方呎)	Area of other specified items (Not included in the Saleable Area) 其他指明項目的面積(不計算入實用面積) sq. metre (sq. ft.) 平方米(平方呎)									
				Air-Conditioning Plant Room 空調機房	Bay Window 窗台	Cockloft 閣樓	Flat Roof 平台	Garden 花園	Parking Space 停車位	Roof 天台	Stair-Hood 梯屋	Terrace 前庭	Yard 庭院
Tower 座數	Floor 樓層	Unit 單位											
10	5/F 五樓	A	112.883 (1,215) 露台 Balcony: 3.175 (34) 工作平台 Utility Platform: 1.500 (16)	3.078 (33)	3.608 (39)	- (-)	13.970 (150)	- (-)	- (-)	- (-)	- (-)	- (-)	- (-)
		B	112.514 (1,211) 露台 Balcony: 3.175 (34) 工作平台 Utility Platform: 1.500 (16)	2.783 (30)	3.459 (37)	- (-)	11.450 (124)	- (-)	- (-)	- (-)	- (-)	- (-)	- (-)
		C	71.044 (765) 露台 Balcony: 2.000 (22) 工作平台 Utility Platform: 1.500 (16)	2.783 (30)	2.555 (28)	- (-)	33.819 (364)	- (-)	- (-)	- (-)	- (-)	- (-)	- (-)
		D	71.179 (766) 露台 Balcony: 2.000 (22) 工作平台 Utility Platform: 1.500 (16)	2.504 (27)	2.555 (28)	- (-)	25.015 (269)	- (-)	- (-)	- (-)	- (-)	- (-)	- (-)
	6/F - 12/F 六樓至十二樓	A	112.883 (1,215) 露台 Balcony: 3.175 (34) 工作平台 Utility Platform: 1.500 (16)	3.078 (33)	3.608 (39)	- (-)	- (-)	- (-)	- (-)	- (-)	- (-)	- (-)	- (-)
		B	112.514 (1,211) 露台 Balcony: 3.175 (34) 工作平台 Utility Platform: 1.500 (16)	2.783 (30)	3.459 (37)	- (-)	- (-)	- (-)	- (-)	- (-)	- (-)	- (-)	- (-)
		C	70.888 (763) 露台 Balcony: 2.000 (22) 工作平台 Utility Platform: 1.500 (16)	2.783 (30)	2.555 (28)	- (-)	- (-)	- (-)	- (-)	- (-)	- (-)	- (-)	- (-)
		D	71.023 (764) 露台 Balcony: 2.000 (22) 工作平台 Utility Platform: 1.500 (16)	2.504 (27)	2.555 (28)	- (-)	- (-)	- (-)	- (-)	- (-)	- (-)	- (-)	- (-)
	15/F 十五樓	B	113.987 (1,227) 露台 Balcony: 3.175 (34) 工作平台 Utility Platform: 1.500 (16)	2.783 (30)	3.459 (37)	- (-)	- (-)	- (-)	- (-)	- (-)	- (-)	- (-)	- (-)
		C	71.947 (774) 露台 Balcony: 2.000 (22) 工作平台 Utility Platform: 1.500 (16)	2.783 (30)	2.555 (28)	- (-)	- (-)	- (-)	- (-)	- (-)	- (-)	- (-)	- (-)
	16/F 十六樓	B	113.987 (1,227) 露台 Balcony: 3.175 (34) 工作平台 Utility Platform: 1.500 (16)	2.783 (30)	3.459 (37)	- (-)	- (-)	- (-)	- (-)	- (-)	- (-)	- (-)	- (-)
		C	71.947 (774) 露台 Balcony: 2.000 (22) 工作平台 Utility Platform: 1.500 (16)	2.783 (30)	2.555 (28)	- (-)	- (-)	- (-)	- (-)	- (-)	- (-)	- (-)	- (-)
	17/F - 23/F, 25/F, 27/F - 33/F, 35/F - 39/F & 50/F 十七樓至二十三樓、 二十五樓、 二十七樓至三十三樓、 三十五樓至三十九樓及 五十樓	A	112.884 (1,215) 露台 Balcony: 3.176 (34) 工作平台 Utility Platform: 1.500 (16)	3.078 (33)	3.608 (39)	- (-)	- (-)	- (-)	- (-)	- (-)	- (-)	- (-)	- (-)
		B	112.521 (1,211) 露台 Balcony: 3.182 (34) 工作平台 Utility Platform: 1.500 (16)	2.783 (30)	3.459 (37)	- (-)	- (-)	- (-)	- (-)	- (-)	- (-)	- (-)	- (-)
		C	70.888 (763) 露台 Balcony: 2.000 (22) 工作平台 Utility Platform: 1.500 (16)	2.783 (30)	2.555 (28)	- (-)	- (-)	- (-)	- (-)	- (-)	- (-)	- (-)	- (-)
		D	71.023 (764) 露台 Balcony: 2.000 (22) 工作平台 Utility Platform: 1.500 (16)	2.504 (27)	2.555 (28)	- (-)	- (-)	- (-)	- (-)	- (-)	- (-)	- (-)	- (-)

1. The saleable area and the floor area of balconies, utility platforms and verandah (if any) are calculated in accordance with section 8 of the Residential Properties (First-hand Sales) Ordinance and the areas of other specified items (not included in the saleable area) are calculated in accordance with Part 2 of Schedule 2 of the Residential Properties (First-hand Sales) Ordinance.

Remarks:

- The above areas have been converted to square feet based on a conversion rate of 1 square metre = 10.764 square feet and rounded off to the nearest integer.
- There is no verandah in the residential properties in the phase of the Development.

1. 實用面積以及露台、工作平台及陽台(如有)的樓面面積，是按照《一手住宅物業銷售條例》第8條計算得出的。其他指明項目的面積(不計算入實用面積內)，是按照《一手住宅物業銷售條例》附表2第2部分計算得出的。

備註:

- 上述所列之面積則以1平方米 = 10.764平方呎換算並四捨五入至整數。
- 發展項目期數住宅物業並無陽台。

Area of Residential Properties in the Phase of the Development 發展項目期數中的住宅物業的面積

Description of Residential Property 物業的描述			Saleable Area (including balcony, utility platform and verandah, if any) sq. metre (sq. ft.) 實用面積 (包括露台、工作平台及陽台(如有)) 平方米(平方呎)	Area of other specified items (Not included in the Saleable Area) 其他指明項目的面積(不計算入實用面積) sq. metre (sq. ft.) 平方米(平方呎)										
Tower 座數	Floor 樓層	Unit 單位		Air-Conditioning Plant Room 空調機房	Bay Window 窗台	Cockloft 閣樓	Flat Roof 平台	Garden 花園	Parking Space 停車位	Roof 天台	Stair-Hood 梯屋	Terrace 前庭	Yard 庭院	
10	51/F - 52/F, 55/F - 57/F 五十一樓至 五十二樓、 五十五樓至 五十七樓	A	112.919 (1,215) 露台 Balcony: 3.211 (35) 工作平台 Utility Platform:1.500 (16)	3.078 (33)	3.608 (39)	- (-)	- (-)	- (-)	- (-)	- (-)	- (-)	- (-)	- (-)	
		B	112.550 (1,211) 露台 Balcony: 3.211 (35) 工作平台 Utility Platform:1.500 (16)	2.783 (30)	3.459 (37)	- (-)	- (-)	- (-)	- (-)	- (-)	- (-)	- (-)	- (-)	- (-)
		C	70.904 (763) 露台 Balcony: 2.016 (22) 工作平台 Utility Platform:1.500 (16)	2.783 (30)	2.555 (28)	- (-)	- (-)	- (-)	- (-)	- (-)	- (-)	- (-)	- (-)	- (-)
		D	71.033 (765) 露台 Balcony: 2.010 (22) 工作平台 Utility Platform:1.500 (16)	2.504 (27)	2.555 (28)	- (-)	- (-)	- (-)	- (-)	- (-)	- (-)	- (-)	- (-)	- (-)
	60/F 六十樓	A	167.753 (1,806) 露台 Balcony: 5.000 (54) 工作平台 Utility Platform:1.500 (16)	3.078 (33)	5.644 (61)	- (-)	8.301 (89)	- (-)	- (-)	- (-)	- (-)	- (-)	- (-)	- (-)
		C	70.904 (763) 露台 Balcony: 2.016 (22) 工作平台 Utility Platform:1.500 (16)	2.783 (30)	2.555 (28)	- (-)	- (-)	- (-)	- (-)	- (-)	- (-)	- (-)	- (-)	- (-)
		D	71.033 (765) 露台 Balcony: 2.010 (22) 工作平台 Utility Platform:1.500 (16)	2.504 (27)	2.555 (28)	- (-)	- (-)	- (-)	- (-)	- (-)	- (-)	- (-)	- (-)	- (-)
	61/F 六十一樓	A	177.234 (1,908) 露台 Balcony: 5.000 (54) 工作平台 Utility Platform:1.500 (16)	9.506 (102)	5.644 (61)	- (-)	185.524 (1,997)	- (-)	- (-)	- (-)	6.933 (75)	- (-)	- (-)	- (-)
		B	126.276 (1,359) 露台 Balcony: 3.587 (39) 工作平台 Utility Platform:1.500 (16)	9.624 (104)	5.030 (54)	- (-)	117.382 (1,263)	- (-)	- (-)	- (-)	7.093 (76)	- (-)	- (-)	- (-)

1. The saleable area and the floor area of balconies, utility platforms and verandah (if any) are calculated in accordance with section 8 of the Residential Properties (First-hand Sales) Ordinance and the areas of other specified items (not included in the saleable area) are calculated in accordance with Part 2 of Schedule 2 of the Residential Properties (First-hand Sales) Ordinance.

Remarks:

- The above areas have been converted to square feet based on a conversion rate of 1 square metre = 10.764 square feet and rounded off to the nearest integer.
- There is no verandah in the residential properties in the phase of the Development.

1. 實用面積以及露台、工作平台及陽台(如有)的樓面面積，是按照《一手住宅物業銷售條例》第8條計算得出的。其他指明項目的面積(不計算入實用面積內)，是按照《一手住宅物業銷售條例》附表2第2部分計算得出的。

備註:

- 上述所列之面積則以1平方米 = 10.764平方呎換算並四捨五入至整數。
- 發展項目期數住宅物業並無陽台。

Area of Residential Properties in the Development

發展項目中的住宅物業的面積

Description of Residential Property 物業的描述			Saleable Area (including balcony, utility platform and verandah, if any) sq. metre (sq. ft.) 實用面積 (包括露台、工作平台及陽台(如有)) 平方米(平方呎)	Area of other specified items (Not included in the Saleable Area) 其他指明項目的面積(不計算入實用面積) sq. metre (sq. ft.) 平方米(平方呎)									
Tower 座數	Floor 樓層	Unit 單位		Air-Conditioning Plant Room 空調機房	Bay Window 窗台	Cockloft 閣樓	Flat Roof 平台	Garden 花園	Parking Space 停車位	Roof 天台	Stair- Hood 梯屋	Terrace 前庭	Yard 庭院
11	5/F 五樓	A	92.903 (1,000) 露台 Balcony: 2.673 (29) 工作平台 Utility Platform: 1.500 (16)	3.085 (33)	2.656 (29)	- (-)	31.473 (339)	- (-)	- (-)	- (-)	- (-)	- (-)	- (-)
		B	85.314 (918) 露台 Balcony: 2.378 (26) 工作平台 Utility Platform: 1.500 (16)	2.911 (31)	2.353 (25)	- (-)	20.189 (217)	- (-)	- (-)	- (-)	- (-)	- (-)	- (-)
		C	48.844 (526) 露台 Balcony: 2.000 (22) 工作平台 Utility Platform: 1.500 (16)	1.633 (18)	1.820 (20)	- (-)	20.371 (219)	- (-)	- (-)	- (-)	- (-)	- (-)	- (-)
		D	46.326 (499) 露台 Balcony: 2.000 (22) 工作平台 Utility Platform: 1.500 (16)	1.753 (19)	1.537 (17)	- (-)	- (-)	- (-)	- (-)	- (-)	- (-)	- (-)	- (-)
		E	49.824 (536) 露台 Balcony: 2.000 (22) 工作平台 Utility Platform: 1.500 (16)	2.031 (22)	1.820 (20)	- (-)	30.471 (328)	- (-)	- (-)	- (-)	- (-)	- (-)	- (-)
	6/F - 12/F 六樓至 十二樓	A	92.739 (998) 露台 Balcony: 2.673 (29) 工作平台 Utility Platform: 1.500 (16)	3.085 (33)	2.656 (29)	- (-)	- (-)	- (-)	- (-)	- (-)	- (-)	- (-)	- (-)
		B	85.314 (918) 露台 Balcony: 2.378 (26) 工作平台 Utility Platform: 1.500 (16)	2.911 (31)	2.353 (25)	- (-)	- (-)	- (-)	- (-)	- (-)	- (-)	- (-)	- (-)
		C	48.844 (526) 露台 Balcony: 2.000 (22) 工作平台 Utility Platform: 1.500 (16)	1.633 (18)	1.820 (20)	- (-)	- (-)	- (-)	- (-)	- (-)	- (-)	- (-)	- (-)
		D	46.326 (499) 露台 Balcony: 2.000 (22) 工作平台 Utility Platform: 1.500 (16)	1.753 (19)	1.537 (17)	- (-)	- (-)	- (-)	- (-)	- (-)	- (-)	- (-)	- (-)
		E	49.663 (535) 露台 Balcony: 2.000 (22) 工作平台 Utility Platform: 1.500 (16)	2.031 (22)	1.820 (20)	- (-)	- (-)	- (-)	- (-)	- (-)	- (-)	- (-)	- (-)
	15/F 十五樓	A	94.073 (1,013) 露台 Balcony: 2.673 (29) 工作平台 Utility Platform: 1.500 (16)	3.085 (33)	2.656 (29)	- (-)	- (-)	- (-)	- (-)	- (-)	- (-)	- (-)	- (-)
		D	46.682 (502) 露台 Balcony: 2.000 (22) 工作平台 Utility Platform: 1.500 (16)	1.633 (18)	1.537 (17)	- (-)	- (-)	- (-)	- (-)	- (-)	- (-)	- (-)	- (-)
		E	49.663 (535) 露台 Balcony: 2.000 (22) 工作平台 Utility Platform: 1.500 (16)	2.031 (22)	1.820 (20)	- (-)	- (-)	- (-)	- (-)	- (-)	- (-)	- (-)	- (-)
	16/F 十六樓	A	94.073 (1,013) 露台 Balcony: 2.673 (29) 工作平台 Utility Platform: 1.500 (16)	3.085 (33)	2.656 (29)	- (-)	- (-)	- (-)	- (-)	- (-)	- (-)	- (-)	- (-)
		D	46.682 (502) 露台 Balcony: 2.000 (22) 工作平台 Utility Platform: 1.500 (16)	1.753 (19)	1.537 (17)	- (-)	- (-)	- (-)	- (-)	- (-)	- (-)	- (-)	- (-)
		E	49.663 (535) 露台 Balcony: 2.000 (22) 工作平台 Utility Platform: 1.500 (16)	2.031 (22)	1.820 (20)	- (-)	- (-)	- (-)	- (-)	- (-)	- (-)	- (-)	- (-)

1. The saleable area and the floor area of balconies, utility platforms and verandah (if any) are calculated in accordance with section 8 of the Residential Properties (First-hand Sales) Ordinance and the areas of other specified items (not included in the saleable area) are calculated in accordance with Part 2 of Schedule 2 of the Residential Properties (First-hand Sales) Ordinance.

Remarks:

- The above areas have been converted to square feet based on a conversion rate of 1 square metre = 10.764 square feet and rounded off to the nearest integer.
- There is no verandah in the residential properties in the phase of the Development.

1. 實用面積以及露台、工作平台及陽台(如有)的樓面面積，是按照《一手住宅物業銷售條例》第8條計算得出的。其他指明項目的面積(不計算入實用面積內)，是按照《一手住宅物業銷售條例》附表2第2部分計算得出的。

備註:

- 上述所列之面積則以1平方米 = 10.764平方呎換算並四捨五入至整數。
- 發展項目期數住宅物業並無陽台。

Area of Residential Properties in the Development

發展項目中的住宅物業的面積

Description of Residential Property 物業的描述			Saleable Area (including balcony, utility platform and verandah, if any) sq. metre (sq. ft.) 實用面積 (包括露台、工作平台及陽台(如有)) 平方米(平方呎)	Area of other specified items (Not included in the Saleable Area) 其他指明項目的面積(不計算入實用面積) sq. metre (sq. ft.) 平方米(平方呎)										
Tower 座數	Floor 樓層	Unit 單位		Air-Conditioning Plant Room 空調機房	Bay Window 窗台	Cockloft 閣樓	Flat Roof 平台	Garden 花園	Parking Space 停車位	Roof 天台	Stair-Hood 梯屋	Terrace 前庭	Yard 庭院	
11	17/F - 23/F, 25/F, 27/F - 33/F, 35/F - 39/F & 50/F 十七樓至二十三樓、二十五樓、二十七樓至三十三樓、三十五樓至三十九樓及五十樓	A	92.743 (998) 露台 Balcony: 2.677 (29) 工作平台 Utility Platform: 1.500 (16)	3.085 (33)	2.656 (29)	- (-)	- (-)	- (-)	- (-)	- (-)	- (-)	- (-)	- (-)	
		B	85.315 (918) 露台 Balcony: 2.379 (26) 工作平台 Utility Platform: 1.500 (16)	2.911 (31)	2.353 (25)	- (-)	- (-)	- (-)	- (-)	- (-)	- (-)	- (-)	- (-)	- (-)
		C	48.844 (526) 露台 Balcony: 2.000 (22) 工作平台 Utility Platform: 1.500 (16)	1.633 (18)	1.820 (20)	- (-)	- (-)	- (-)	- (-)	- (-)	- (-)	- (-)	- (-)	- (-)
		D	46.326 (499) 露台 Balcony: 2.000 (22) 工作平台 Utility Platform: 1.500 (16)	1.753 (19)	1.537 (17)	- (-)	- (-)	- (-)	- (-)	- (-)	- (-)	- (-)	- (-)	- (-)
		E	49.663 (535) 露台 Balcony: 2.000 (22) 工作平台 Utility Platform: 1.500 (16)	2.031 (22)	1.820 (20)	- (-)	- (-)	- (-)	- (-)	- (-)	- (-)	- (-)	- (-)	- (-)
	51/F - 52/F, 55/F - 57/F 五十一樓至五十二樓、五十五樓至五十七樓	A	92.775 (999) 露台 Balcony: 2.709 (29) 工作平台 Utility Platform: 1.500 (16)	3.085 (33)	2.656 (29)	- (-)	- (-)	- (-)	- (-)	- (-)	- (-)	- (-)	- (-)	- (-)
		B	85.347 (919) 露台 Balcony: 2.411 (26) 工作平台 Utility Platform: 1.500 (16)	2.911 (31)	2.353 (25)	- (-)	- (-)	- (-)	- (-)	- (-)	- (-)	- (-)	- (-)	- (-)
		C	48.844 (526) 露台 Balcony: 2.000 (22) 工作平台 Utility Platform: 1.500 (16)	1.633 (18)	1.820 (20)	- (-)	- (-)	- (-)	- (-)	- (-)	- (-)	- (-)	- (-)	- (-)
		D	46.326 (499) 露台 Balcony: 2.000 (22) 工作平台 Utility Platform: 1.500 (16)	1.753 (19)	1.537 (17)	- (-)	- (-)	- (-)	- (-)	- (-)	- (-)	- (-)	- (-)	- (-)
		E	49.663 (535) 露台 Balcony: 2.000 (22) 工作平台 Utility Platform: 1.500 (16)	2.031 (22)	1.820 (20)	- (-)	- (-)	- (-)	- (-)	- (-)	- (-)	- (-)	- (-)	- (-)
	60/F 六十樓	A	139.249 (1,499) 露台 Balcony: 4.179 (45) 工作平台 Utility Platform: 1.500 (16)	2.795 (30)	5.359 (58)	- (-)	- (-)	- (-)	- (-)	- (-)	- (-)	- (-)	- (-)	- (-)
		C	48.844 (526) 露台 Balcony: 2.000 (22) 工作平台 Utility Platform: 1.500 (16)	1.633 (18)	1.820 (20)	- (-)	- (-)	- (-)	- (-)	- (-)	- (-)	- (-)	- (-)	- (-)
		D	46.631 (502) 露台 Balcony: 2.000 (22) 工作平台 Utility Platform: 1.500 (16)	1.753 (19)	1.537 (17)	- (-)	- (-)	- (-)	- (-)	- (-)	- (-)	- (-)	- (-)	- (-)
	61/F 六十一樓	A	148.449 (1,598) 露台 Balcony: 4.290 (46) 工作平台 Utility Platform: 1.500 (16)	9.269 (100)	5.359 (58)	- (-)	154.441 (1,662)	- (-)	- (-)	- (-)	6.978 (75)	- (-)	- (-)	- (-)
		B	130.118 (1,401) 露台 Balcony: 3.860 (42) 工作平台 Utility Platform: 1.500 (16)	9.886 (106)	4.035 (43)	- (-)	140.416 (1,511)	- (-)	- (-)	- (-)	7.305 (79)	- (-)	- (-)	- (-)

1. The saleable area and the floor area of balconies, utility platforms and verandah (if any) are calculated in accordance with section 8 of the Residential Properties (First-hand Sales) Ordinance and the areas of other specified items (not included in the saleable area) are calculated in accordance with Part 2 of Schedule 2 of the Residential Properties (First-hand Sales) Ordinance.

Remarks:

- The above areas have been converted to square feet based on a conversion rate of 1 square metre = 10.764 square feet and rounded off to the nearest integer.
- There is no verandah in the residential properties in the phase of the Development.

1. 實用面積以及露台、工作平台及陽台(如有)的樓面面積，是按照《一手住宅物業銷售條例》第8條計算得出的。其他指明項目的面積(不計算入實用面積內)，是按照《一手住宅物業銷售條例》附表2第2部分計算得出的。

備註:

- 上述所列之面積則以1平方米 = 10.764平方呎換算並四捨五入至整數。
- 發展項目期數住宅物業並無陽台。

Floor Plans of Parking Spaces in the Phase of the Development 發展項目期數中的停車位的樓面平面圖

Ground Floor Plan of The Car Park
地下停車場平面圖



Category of Parking Space 停車位類別	Floor 樓層	Number 數目	Dimension (L xW) (m) 尺寸(長 x 寬)(米)	Area Per Each Space (sq. m) 每個車位面積(平方米)
Residential Parking Space 住客停車位	G/F 地下	94	5 x 2.5	12.5
Residential(Disable) Parking Space 住客(殘疾人士)停車位		1	5 x 3.5	17.5
Commercial Parking Space 商業用停車位		9	5 x 2.5	12.5
Visitor's Parking Space 訪客停車位		49	5 x 2.5	12.5
Visitor (Disable) Parking Space 訪客(殘疾人士)停車位		1	5 x 3.5	17.5
Bicycle Parking Space 單車停車位		138	1.8 x 0.5	0.9

Floor Plans of Parking Spaces in the Phase of the Development 發展項目期數中的停車位的樓面平面圖

First Floor Plan of The Car Park
一樓停車場平面圖



- Residential Parking Space
住宅停車位
- Motor Cycle Parking Space
電單車停車位

Category of Parking Space 車位類別	Floor 樓層	Number 數目	Dimension (L x W) (m) 尺寸(長 x 寬)(米)	Area Per Each Space (sq. m) 每個車位面積(平方米)
Residential Parking Space 住客停車位	1/F 一樓	135	5 x 2.5	12.5
Motor Cycle Parking Space 電單車停車位		15	2.4 x 1	2.4

Summary of Preliminary Agreement for Sale and Purchase

臨時買賣合約的摘要

1. A preliminary deposit of 5% is payable on the signing of the preliminary agreement for sale and purchase.
 2. The preliminary deposit paid by the purchaser on the signing of that preliminary agreement will be held by a firm of solicitors acting for the owner, as stakeholders.
 3. If the purchaser fails to execute the agreement for sale and purchase within 5 working days after the date on which the purchaser enters into the preliminary agreement-
 - (i) that preliminary agreement is terminated;
 - (ii) the preliminary deposit is forfeited; and
 - (iii) the owner does not have any further claim against the purchaser for the failure.
1. 在簽署臨時買賣合約時須支付款額為5%的臨時訂金。
 2. 買方在簽署臨時買賣合約時支付的臨時訂金，會由代表擁有人行事的律師事務所以保證金保存人的身份持有。
 3. 如買方沒有於訂立該臨時合約的日期之後的5個工作日內簽立買賣合約：
 - (i) 該臨時合約即告終止；
 - (ii) 有關的臨時訂金即予沒收；及
 - (iii) 擁有人不得就買方沒有簽立買賣合約而針對買方提出進一步申索。

Summary of Deed of Mutual Covenant

公契的摘要

A Deed of Mutual Covenant and Management Agreement (the “DMC”) dated 4 May 2009 and registered in the Land Registry by Memorial No. 09051802240182 has been entered into in respect of the residential properties in the Development.

A. The common parts of the Development

1. “Common Areas and Facilities” means collectively the Estate Common Areas and Facilities, the Residential Common Areas and Facilities, the Residential Car Park Common Areas and Facilities, the Commercial Common Areas and Facilities and all those parts of such of the areas and facilities of the Development designated as common areas and facilities in the DMC or any Sub-Deed.
2. “Estate Common Areas and Facilities” means and includes:-
 - i. the Public Common Areas and Facilities, the Estate service trenches, the passages, entrances, walkways, stairways, landings, vehicular drop-off area, open spaces, tree pits and planter boxes at footpath/pavement, lobbies, firemen’s lift lobby, escape staircase, driveways, carriageways, roadways and pavements, road, traffic islands, covered pedestrian walkway, parking space for refuse collection vehicles, refuse collection and recovery chamber, yards, ramps, pump rooms, fire services control room, transformer rooms, switch rooms, emergency generator rooms, meter rooms, street fire hydrant and sprinkler water tanks and pump room, service areas, management office, caretaker’s quarter, roofs and flat roofs not forming part of the Residential Units, the Commercial Accommodation, the Residential Car Parking Areas or the KCRC Complex, HV cable duct room and duct shafts, access to carpark and loading/unloading bays, the floor finishes of the upper surfaces of the elevated building platform and such part(s) of the external wall and surfaces of the Podium attaching to the Estate Common Areas and Facilities described herein, such of the drains, channels, water mains, sewers, fresh and salt water intakes and mains, pumping stations, wires, cables and other facilities whether ducted or otherwise which are or at any time may be in under or over or passing through the Lot or adjacent land owned by the First Owner through which fresh or salt water, sewage, gas, electricity and other services are supplied to the Estate, communal aerial broadcasting and distribution system, lamp posts and other lighting facilities, power stations and sub-stations, fire prevention and fighting equipment and apparatus, security systems and apparatus, ventilation system and any other mechanical systems, devices or facilities which are at or installed or provided in the Development intended for common use and benefit of the Estate, and such other areas within the Lot and such other systems, devices and facilities within the Development as are now or from time to time designated by the First Owner for common use and benefit of the Estate in accordance with the DMC but EXCLUDING all the other types of Common Areas and Facilities and such areas within the Development in respect of which the exclusive right and privilege to hold, use, occupy and enjoy the same belongs to any particular Owner and such facilities within the Development serving only any particular Owner, which areas and facilities for the purpose of identification only are shown and coloured Green on the plans annexed to the DMC (insofar as such areas, systems, devices and facilities are identifiable on such plans);
 - ii. (for the purpose of management and maintenance only) the Items whether within or outside the Development, the construction and/or the maintenance of which is the liability and/or responsibility of the Owners as successors in title and assigns of the Grantee pursuant to Special Condition No.(44) of the Land Grant.
3. “Public Common Areas and Facilities” means and includes those parts of the Estate Common Areas and Facilities which are open for public use pursuant to the terms and conditions of the Land Grant or the DMC, including:-
 - (a) the Passage Areas, the Pedestrian Walkway, walkways, footpaths, pavement, access road, landscaped area, driveways, open spaces, stairways, lifts, air conditioning and ventilation system (if any), connection and links as are constructed or to be constructed within the Estate for the use by members of the public; and
 - (b) (for the purpose of management and maintenance only) the Covered Footbridge (to the extent that the same or part or parts thereof has not been delivered to the Government in accordance with Special Condition No.(82)(g) of the Land Grant) and the Pedestrian Footbridge (until the same is delivered or re-delivered to the Government in accordance with Special Condition No.(32) of the Land Grant) within or outside the boundaries of the Lot, to the extent that the responsibility of which falls on all the Owners as successors in title and assigns of the Grantee.
4. “Residential Common Areas and Facilities” means the Recreational and Communal Areas and Facilities, the Visitors’ Car Parking Areas and such of the passages, entrances, landings, halls, lobbies, lift lobbies, top roofs, structural walls, external walls and surfaces of the Residential Accommodation (including the architectural features and tie beams, but for the avoidance of doubt, excluding any balconies, any glass panels and railings in any balconies and utility platforms which form part or parts of the Residential Units), architectural features above the roofs of the Towers and the associated supporting columns located within the flat roofs pertaining to any Residential Units and any lighting equipments affixed to such supporting columns, noise mitigation screen at the Podium, stairways, fire services pump room, fan rooms, filtration plant rooms, TBE rooms, store rooms, pools, fountains, roofs and flat roofs not forming parts of Residential Units, gondola, sky gardens (including their upper parts), refuge floors, mail rooms, meter rooms and meter spaces, switch rooms, lift machine rooms, pump rooms, reception counters at the entrance of each of the Towers as shown on the Building Plans, store rooms, light wells, loading and unloading bays serving the Towers as shown on the Building Plans, flower beds and boxes, planters, lawns, landscaped deck, landscaped areas, gardens, covered walkways and roof thereof, children’s play areas and such of the lifts, firemen’s lifts, water tanks, aerials, meters, lighting, drains, channels, sewers, salt and fresh water intakes and mains, wires, cables, air conditioning and ventilation system and other facilities whether ducted or otherwise through which fresh or salt water, sewage, gas, electricity and other services are supplied to the Residential Accommodation, pumps, tanks, sanitary fittings, electrical installations, fittings, equipment and apparatus, fire prevention and fighting equipment and apparatus, security systems and apparatus, ventilation system and such other areas and any other systems, devices or facilities which are at or provided or installed in the Development intended for the common use and benefit of the Owners and occupiers of the Residential Accommodation and their bona fide visitors and such other areas within the Lot and such other systems, devices and facilities within the Development as are now or from time to time designated by the First Owner for common use and benefit of the Residential Accommodation and Visitors’ Car Parking Areas in accordance with the DMC but EXCLUDING all the other types of Common Areas and Facilities and such areas within the Development in respect of which the exclusive right and privilege to hold, use, occupy and enjoy the same belongs to any particular Owner and such facilities within the Development serving only any particular Owner, which areas and facilities for the purpose of identification only are shown and coloured Brown on the plans annexed to the DMC (insofar as such areas, systems, devices and facilities are identifiable on such plans).
5. “Residential Car Park Common Areas and Facilities” means all Residential Car Parking Areas on the ground floor and the first floor of the Podium other than those specifically designated as Residential Parking Spaces including without limitation meter rooms, lift lobbies, escape staircases, driveways, control gates, and all the water pipes, drains and wires and cables and lighting in respect of the Residential Parking Spaces, fire fighting installation and equipment, and any other facilities installed for the use and benefit of the Residential Parking Spaces, and includes such other areas, apparatus, devices, systems and facilities of and in the Development within the Residential Car Parking Areas as are now or may from time to time be designated by the First Owner as Residential Car Park Common Areas and Facilities but EXCLUDING all the other types of Common Areas and Facilities and such areas within the Development in respect of which the exclusive right and privilege to hold, use, occupy and enjoy the same belongs to any particular Owner and such facilities within the Development serving only any particular Owner; which areas and facilities for the purpose of identification only are shown and coloured Yellow on the plans annexed to the DMC (insofar as such areas, systems, devices and facilities are identifiable on such plans).
6. “Commercial Common Areas and Facilities” means the two loading and unloading spaces provided pursuant to Special Condition No.(56)(e)(ii) of the Land Grant intended for the common use and benefit of the Commercial

Summary of Deed of Mutual Covenant 公契的摘要

Accommodation which are for the purpose of identification shown and coloured Red on the plans annexed to the DMC and including any common areas and facilities that may be designated as common areas and facilities of the Commercial Accommodation intended for the common use and benefit of the Commercial Accommodation in any Sub-Deed in respect of the Commercial Accommodation.

B. Number of undivided shares assigned to each residential property in the Development

Tower 1 第1座					
Floor 樓層	Unit 單位				
	A	B	C	D	E
57/F	14	-	13	-	-
56/F	11	23	-	6	6
55/F	11	8	-	6	6
52/F	11	7	5	6	6
51/F	11	7	5	6	6
50/F	11	7	5	6	6
39/F	11	7	5	6	6
38/F	11	7	5	6	6
37/F	11	7	5	6	6
36/F	11	7	5	6	6
35/F	11	7	5	6	6
33/F	11	7	5	6	6
32/F	11	7	5	6	6
31/F	11	7	5	6	6
30/F	11	7	5	6	6
29/F	11	7	5	6	6
28/F	11	7	5	6	6
27/F	11	7	5	6	6
26/F	11	7	5	6	6
25/F	11	7	5	6	6
22/F	11	7	5	6	6
21/F	11	7	5	6	6
20/F	11	7	5	6	6
19/F	11	7	5	6	6
18/F	11	7	5	6	6
17/F	11	7	5	6	6
16/F	11	7	5	6	6
15/F	11	7	5	6	6
12/F	-	7	5	6	-
11/F	-	7	5	6	-
10/F	11	7	5	6	6
9/F	11	7	5	6	6
8/F	11	7	5	6	6
7/F	11	7	5	6	6
6/F	11	7	5	6	6
5/F	11	7	5	6	6

Tower 2 第2座				
Floor 樓層	Unit 單位			
	A	B	C	D
57/F	18	14	-	-
56/F	15	-	7	6
55/F	9	10	7	6
52/F	9	10	7	6
51/F	9	10	7	6
50/F	9	10	7	6
39/F	9	10	7	6
38/F	9	10	7	6
37/F	9	10	7	6
36/F	9	10	7	6
35/F	9	10	7	6
33/F	9	10	7	6
32/F	9	10	7	6
31/F	9	10	7	6
30/F	9	10	7	6
29/F	9	10	7	6
28/F	9	10	7	6
27/F	9	10	7	6
26/F	9	10	7	6
25/F	9	10	7	6
22/F	9	10	7	6
21/F	9	10	7	6
20/F	9	10	7	6
19/F	9	10	7	6
18/F	9	10	7	6
17/F	9	10	7	6
16/F	9	10	7	6
15/F	9	10	7	6
12/F	9	-	-	6
11/F	9	-	-	6
10/F	9	10	7	6
9/F	9	10	7	6
8/F	9	10	7	6
7/F	9	10	7	6
6/F	9	10	7	6
5/F	10	10	7	6

Summary of Deed of Mutual Covenant 公契的摘要

Tower 3 第3座				
Floor 樓層	Unit 單位			
	A	B	C	D
60/F	16	14	-	-
57/F	8	8	7	6
56/F	8	8	7	6
55/F	8	8	7	6
52/F	8	8	7	6
51/F	8	8	7	6
50/F	8	8	7	6
39/F	8	8	7	6
38/F	8	8	7	6
37/F	8	8	7	6
36/F	8	8	7	6
35/F	8	8	7	6
33/F	8	8	7	6
32/F	8	8	7	6
31/F	8	8	7	6
30/F	8	8	7	6
29/F	8	8	7	6
28/F	8	8	7	6
27/F	8	8	7	6
26/F	8	8	7	6
23/F	8	8	7	6
22/F	8	8	7	6
21/F	8	8	7	6
20/F	8	8	7	6
19/F	8	8	7	6
18/F	8	8	7	6
17/F	8	8	7	6
16/F	8	8	7	6
15/F	-	8	7	-
12/F	-	8	7	-
11/F	8	8	7	6
10/F	8	8	7	6
9/F	8	8	7	6
8/F	8	8	7	6
7/F	8	8	7	6
6/F	8	8	7	6
5/F	8	8	7	6

Tower 5 第5座				
Floor 樓層	Unit 單位			
	A	B	C	D
60/F	16	14	-	-
57/F	8	8	6	7
56/F	8	8	6	7
55/F	8	8	6	7
52/F	8	8	6	7
51/F	8	8	6	7
50/F	8	8	6	7
39/F	8	8	6	7
38/F	8	8	6	7
37/F	8	8	6	7
36/F	8	8	6	7
35/F	8	8	6	7
33/F	8	8	6	7
32/F	8	8	6	7
31/F	8	8	6	7
30/F	8	8	6	7
29/F	8	8	6	7
28/F	8	8	6	7
27/F	8	8	6	7
26/F	8	8	6	7
23/F	8	8	6	7
22/F	8	8	6	7
21/F	8	8	6	7
20/F	8	8	6	7
19/F	8	8	6	7
18/F	8	8	6	7
17/F	8	8	6	7
16/F	8	8	6	7
15/F	8	-	-	7
12/F	8	-	-	7
11/F	8	8	6	7
10/F	8	8	6	7
9/F	8	8	6	7
8/F	8	8	6	7
7/F	8	8	6	7
6/F	8	8	6	7
5/F	8	8	6	7

Summary of Deed of Mutual Covenant 公契的摘要

Tower 6 第6座				
Floor 樓層	Unit 單位			
	A	B	C	D
61/F	17	16	-	-
60/F	14	-	7	8
57/F	9	9	7	8
56/F	9	9	7	8
55/F	9	9	7	8
52/F	9	9	7	8
51/F	9	9	7	8
50/F	9	9	7	8
39/F	9	9	7	8
38/F	9	9	7	8
37/F	9	9	7	8
36/F	9	9	7	8
35/F	9	9	7	8
33/F	9	9	7	8
32/F	9	9	7	8
31/F	9	9	7	8
30/F	9	9	7	8
29/F	9	9	7	8
28/F	9	9	7	8
27/F	9	9	7	8
25/F	9	9	7	8
23/F	9	9	7	8
22/F	9	9	7	8
21/F	9	9	7	8
20/F	9	9	7	8
19/F	9	9	7	8
18/F	9	9	7	8
17/F	9	9	7	8
16/F	-	9	7	-
15/F	-	9	7	-
12/F	9	9	7	8
11/F	9	9	7	8
10/F	9	9	7	8
9/F	9	9	7	8
8/F	9	9	7	8
7/F	9	9	7	8
6/F	9	9	7	8
5/F	9	9	7	8

Tower 7 第7座			
Floor 樓層	Unit 單位		
	A	B	C
61/F	19	11	-
60/F	15	-	9
57/F	10	10	9
56/F	10	10	9
55/F	10	10	9
52/F	10	10	9
51/F	10	10	9
50/F	10	10	9
39/F	10	10	9
38/F	10	10	9
37/F	10	10	9
36/F	10	10	9
35/F	10	10	9
33/F	10	10	9
32/F	10	10	9
31/F	10	10	9
30/F	10	10	9
29/F	10	10	9
28/F	10	10	9
27/F	10	10	9
25/F	10	10	9
23/F	10	10	9
22/F	10	10	9
21/F	10	10	9
20/F	10	10	9
19/F	10	10	9
18/F	10	10	9
17/F	10	10	9
16/F	10	-	9
15/F	10	-	9
12/F	10	10	9
11/F	10	10	9
10/F	10	10	9
9/F	10	10	9
8/F	10	10	9
7/F	10	10	9
6/F	10	10	9
5/F	10	10	10

Summary of Deed of Mutual Covenant

公契的摘要

Tower 8 第8座			
Floor 樓層	Unit 單位		
	A	B	C
63/F & 65/F	28	28	19
62/F	14	14	9
61/F	14	14	9
60/F	14	14	9
56/F	14	14	9
55/F	14	14	9
52/F	14	14	9
51/F	14	14	9
50/F	14	14	9
39/F	14	14	9
38/F	14	14	9
36/F	14	14	9
35/F	14	14	9
33/F	14	14	9
32/F	14	14	9
31/F	14	14	9
30/F	14	14	9
28/F	14	14	9
26/F	14	14	9
25/F	14	14	9
23/F	14	14	9
22/F	14	14	9
21/F	14	14	9
20/F	14	14	9
19/F	14	14	9
18/F	-	14	-
16/F	-	14	-
15/F	14	14	9
12/F	14	14	9
11/F	14	14	9
10/F	14	14	9
9/F	14	14	9
8/F	14	14	9
6/F	14	14	9
5/F	14	14	11

Tower 9 第9座			
Floor 樓層	Unit 單位		
	A	B	C
63/F & 65/F	34	28	19
62/F	18	14	9
61/F	18	14	9
60/F	18	14	9
56/F	18	14	9
55/F	18	14	9
52/F	18	14	9
51/F	18	14	9
50/F	18	14	9
39/F	18	14	9
38/F	18	14	9
36/F	18	14	9
35/F	18	14	9
33/F	18	14	9
32/F	18	14	9
31/F	18	14	9
30/F	18	14	9
28/F	18	14	9
26/F	18	14	9
25/F	18	14	9
23/F	18	14	9
22/F	18	14	9
21/F	18	14	9
20/F	18	14	9
19/F	18	14	9
18/F	19	-	-
16/F	19	-	-
15/F	18	14	9
12/F	18	14	9
11/F	18	14	9
10/F	18	14	9
9/F	18	14	9
8/F	18	14	9
6/F	18	14	9
5/F	19	14	11

Summary of Deed of Mutual Covenant 公契的摘要

Tower 10 第10座				
Floor 樓層	Unit 單位			
	A	B	C	D
61/F	22	16	-	-
60/F	18	-	8	8
57/F	12	12	8	8
56/F	12	12	8	8
55/F	12	12	8	8
52/F	12	12	8	8
51/F	12	12	8	8
50/F	12	12	8	8
39/F	12	12	8	8
38/F	12	12	8	8
37/F	12	12	8	8
36/F	12	12	8	8
35/F	12	12	8	8
33/F	12	12	8	8
32/F	12	12	8	8
31/F	12	12	8	8
30/F	12	12	8	8
29/F	12	12	8	8
28/F	12	12	8	8
27/F	12	12	8	8
25/F	12	12	8	8
23/F	12	12	8	8
22/F	12	12	8	8
21/F	12	12	8	8
20/F	12	12	8	8
19/F	12	12	8	8
18/F	12	12	8	8
17/F	12	12	8	8
16/F	-	12	8	-
15/F	-	12	8	-
12/F	12	12	8	8
11/F	12	12	8	8
10/F	12	12	8	8
9/F	12	12	8	8
8/F	12	12	8	8
7/F	12	12	8	8
6/F	12	12	8	8
5/F	12	12	8	8

Tower 11 第11座					
Floor 樓層	Unit 單位				
	A	B	C	D	E
61/F	19	16	-	-	-
60/F	15	-	5	5	-
57/F	10	9	5	5	5
56/F	10	9	5	5	5
55/F	10	9	5	5	5
52/F	10	9	5	5	5
51/F	10	9	5	5	5
50/F	10	9	5	5	5
39/F	10	9	5	5	5
38/F	10	9	5	5	5
37/F	10	9	5	5	5
36/F	10	9	5	5	5
35/F	10	9	5	5	5
33/F	10	9	5	5	5
32/F	10	9	5	5	5
31/F	10	9	5	5	5
30/F	10	9	5	5	5
29/F	10	9	5	5	5
28/F	10	9	5	5	5
27/F	10	9	5	5	5
25/F	10	9	5	5	5
23/F	10	9	5	5	5
22/F	10	9	5	5	5
21/F	10	9	5	5	5
20/F	10	9	5	5	5
19/F	10	9	5	5	5
18/F	10	9	5	5	5
17/F	10	9	5	5	5
16/F	10	-	-	5	5
15/F	10	-	-	5	5
12/F	10	9	5	5	5
11/F	10	9	5	5	5
10/F	10	9	5	5	5
9/F	10	9	5	5	5
8/F	10	9	5	5	5
7/F	10	9	5	5	5
6/F	10	9	5	5	5
5/F	10	9	5	5	6

Summary of Deed of Mutual Covenant

公契的摘要

C. The term of years for which the manager of the Development is appointed

7. The management of the Development shall be undertaken by MTR Corporation Limited (the "Manager") from the date of issue of the first Occupation Permit for any of the Buildings or any part or parts thereof initially for a term of two (2) years after the issuance of the full Occupation Permit for all the Buildings, and such appointment shall continue thereafter, subject to the provisions for termination contained in the DMC.

D. The basis on which the management expenses are shared among the owners of the residential properties in the Development

8. The Owners of each of the Residential Units shall pay to the Manager monthly in advance the Management Fee calculated according to the following principles:-
 - (a) Each Owner shall pay for every Management Unit (#) allocated to any Residential Unit of which he is the Owner a fraction of the total amount assessed under the first part of the annual adopted budget (being all expenditure which in the opinion of the Manager (whose decision shall be conclusive save for manifest error) is to be expended for the benefit of all Owners other than the Owner(s) of the KCRC Complex as essential or required for the proper management of the Estate and the Estate Common Areas and Facilities therein) (after taking into account the contribution of the Owner(s) of the KCRC Complex) in which the numerator shall be one and the denominator is equal to the total number of Management Units in the Estate.
 - (b) Each Owner shall in respect of each Management Unit allocated to a Residential Unit of which he is the Owner pay a fraction of the total amount assessed under the first section of the second part of the annual adopted budget (being all expenditure which in the opinion of the Manager (whose decision shall be conclusive save for manifest error) is specifically referable to the Residential Common Areas and Facilities providing service exclusively to Owners of Residential Units) in which the numerator shall be one and the denominator is equal to the total number of Management Units allocated to all the Towers of the Residential Accommodation.

Note (#): The number of Undivided Shares allocated to each of the residential properties as shown in the tables in Part B above is the same as the number of Management Units allocated to each of the residential properties in the Development. However, the total number of Undivided Shares in the whole Development is different from the total number of the Management Units in the whole Development. The total number of Management Units of all residential properties is 12179 and the total number of Management Units of the whole Development is 12780.

E. The basis on which the management fee deposit is fixed

9. The management fee deposit is equal to three (3) times the monthly Management Fee which deposit shall be non-refundable but transferable and shall be non-interest bearing and shall not be set off against any contribution payable by an owner under the DMC.

F. Area (if any) in the Development retained by the owner for the owner's own use

10. Not Applicable.

Summary of Deed of Mutual Covenant

公契的摘要

各方已就發展項目中的住宅物業訂立日期為2009年5月4日之公契及管理協議（「本契約」），並於土地註冊處登記（註冊摘要第09051802240182號）。

A. 發展項目的公共部分

- 「公共地方及設施」統指該屋邨公共地方與設施、住宅公共地方與設施、住宅停車場公共地方與設施、商業公共地方與設施，以及本契約或任何副公契指定為公共地方與設施的發展項目地方與設施；
- 「該屋邨公共地方與設施」指及包括：
 - 公眾公共地方與設施、該屋邨服務坑槽、通道、入口、行人道、樓梯、樓梯平台、停車上落處、休憩用地、行人徑／行人路樹坑及種植盆、大堂、消防電梯大堂、走火樓梯、行車道、車道、路面及行人路、道路、安全島、有蓋行人走道、垃圾車車位、垃圾收集及回收廂室、天井、斜路、泵房、消防控制室、變壓器房、電掣房、緊急發電機房、水電錶房、街道消防栓及消防灑水系統水箱與泵房、服務地方、管理處、管理員宿舍、不屬於住宅單位、商業大廈、住宅車位或九鐵綜合大樓部份的天台及平台天台、高壓電纜管線房及管線槽、通往停車場及客貨上落車位的通道、高架大樓平台上層表面地台飾面，以及連接本文所載該屋邨公共地方與設施的平台外牆及表面，以及現時或此後任何時間位於該地段或第一業主擁有之毗連土地內、上、下或經越該處為該屋邨供應食水或鹹水、污水排放、氣體、電力及其他服務的排水渠、水道、總水管、污水管、食水及鹹水進水管及總水管、抽水站、電線、電纜及其他設施（不論裝有管道與否）、公共天線廣播及分導系統、燈柱及其他照明設施、發電站及配電站、防火及滅火設備與器具、保安系統與器具、通風系統及任何其他在發展項目安裝或提供擬作該屋邨公用及共享的機械系統、裝置或設施，以及第一業主現時或不時根據本契約指定作該屋邨公用及共享的該地段內其他地方及發展項目內其他系統、裝置及設施，但並不包括所有其他類型的公共地方與設施及由個別業主擁有專有權及特權持有、使用、佔用及享用之發展項目其他地方及發展項目內只供個別業主專用的設施。公共地方與設施已於本文所夾附圖則以綠色顯示以資識別（只要該等範圍、系統、裝置及設施可在圖則辨識）；
 - （僅供管理及維修用途）不論位於發展項目內外而全體業主作為承批人產權繼承人及受讓人有責任及／或義務根據批地文件第(44)條特別條件建造及／或維修的物件；
- 「公眾公共地方與設施」指及包括根據批地文件或本契約條款與規章開放供公眾使用的該屋邨公共地方與設施部份，包括：
 - 現已或將會在該屋邨內建造供公眾使用的通道地方、行人走道、行人道、行人徑、行人路、出入通道、園景美化地方、行車道、休憩用地、樓梯、電梯、冷氣及通風系統（如有）、接駁及連接走道；及
 - （僅供管理及維修用途）有蓋行人天橋（並未根據批地文件第(82)(g)條特別條件移交政府的有蓋行人天橋或其任何部份為限）及位於該地段邊界內外的行人天橋（直至根據批地文件第(32)條特別條件規定移交或交回政府為止），但以各業主作為承批人產權繼承人及受讓人應負責的範圍為限；
- 「住宅公共地方與設施」指康樂及公共地方與設施、訪客停車場及住宅樓宇各通道、入口、樓梯平台、堂廊、大堂、電梯大堂、頂層天台、結構牆、外牆及表面（包括建築特色及繫樑，但為免存疑，不包括任何露台、任何露台或服務平台上屬於住宅單位一部份的玻璃屏及扶手）、各座大廈天台之上的建築裝飾及位於平台天台關乎任何住宅單位的相關支承柱，以及安裝於上述支承柱的照明設備、平台的隔音屏、樓梯、消防泵房、風機房、濾水裝置機房、電訊及廣播器材室、儲物室、泳池、噴泉、不屬於任何住宅單位的天台及平台天台、吊船、空中花園（包括其上部份）、隔火層、郵務室、水電錶房及錶位、電掣房、電梯機房、泵房、建築圖則所示每座入口接待櫃檯、建築圖則所示專為各座大廈而設的儲物室、天井、客貨上落區，以及花園及花盆、盆栽、草坪、園景美化陽台、園景美化地方、花園、該處有蓋走道及天台、兒童遊戲地方，以及電梯、消防電梯、水箱、天線、水電錶、照明、排水渠、水道、污水管、鹹水及食水進水管及總水管、電線、電纜、冷氣及通風系統，以及為住宅樓宇供應食水、鹹水、污水排放、氣體、電力及其他服務的其他鋪管或非鋪管設施、泵、水箱、固定衛生裝置、電力裝置、固定裝置、設備與器具、防火及滅火設備及器具、保安系統與器具、通風系統，以及在發展項目內提供、安裝或擬供住宅樓宇業主及佔用人及彼等真正訪客公用及共享之任何其他地方、其他系統、裝置或設施，以及第一業主現時或不時按照本契約劃定為住宅樓宇及訪客停車場公用及共享的該地段內其他系統、裝置及設施，但並不包括所有其他類型的公共地

方與設施及由個別業主擁有專有權及特權持有、使用、佔用及享用之發展項目其他地方及發展項目內只供個別業主專用的設施。住宅公共地方與設施已於本契約所夾附圖則以棕色顯示（只要該等地方、系統、裝置及設施可在圖則辨識），以資識別。

- 「住宅停車場公共地方與設施」指平台地下及一樓住宅停車場內除指定為住宅車位外的所有範圍，包括但不限於水電錶房、電梯大堂、走火逃生樓梯、行車道、控制閘以及為住宅車位而設的所有水管、排水渠、電線、電纜及照明、滅火裝置與設備，以及安裝供住宅車位公用及共享的任何其他設施，並且包括發展項目內位於住宅停車場範圍而第一業主現時或日後不時指定為住宅停車場公共地方與設施的其他地方、器具、裝置、系統及設施，但並不包括所有其他類型公共地方與設施，以及發展項目內持有、使用、佔用及享用專有權及特權歸屬個別業主的地方及發展項目內個別業主專用的設施。住宅停車場公共地方與設施已於本契約所夾附圖則以黃色顯示（只要該等地方、系統、裝置及設施可在圖則辨識），以資識別。
- 「商業公共地方與設施」指根據批地文件第(56)(e)(ii)條特別條件提供的兩個客貨上落車位，擬供商業大廈公用及共享，並已於本契約所夾附圖則以紅色顯示，以資識別。商業公共地方與設施包括任何商業大廈副公契訂明指定為公共地方與設施而擬供商業大廈公用及共享的公共地方與設施。

Summary of Deed of Mutual Covenant 公契的摘要

B. 發展項目中的各住宅物業獲分配之不可分割份數的數目

Tower 1 第1座					
Floor 樓層	Unit 單位				
	A	B	C	D	E
57/F	14	-	13	-	-
56/F	11	23	-	6	6
55/F	11	8	-	6	6
52/F	11	7	5	6	6
51/F	11	7	5	6	6
50/F	11	7	5	6	6
39/F	11	7	5	6	6
38/F	11	7	5	6	6
37/F	11	7	5	6	6
36/F	11	7	5	6	6
35/F	11	7	5	6	6
33/F	11	7	5	6	6
32/F	11	7	5	6	6
31/F	11	7	5	6	6
30/F	11	7	5	6	6
29/F	11	7	5	6	6
28/F	11	7	5	6	6
27/F	11	7	5	6	6
26/F	11	7	5	6	6
25/F	11	7	5	6	6
22/F	11	7	5	6	6
21/F	11	7	5	6	6
20/F	11	7	5	6	6
19/F	11	7	5	6	6
18/F	11	7	5	6	6
17/F	11	7	5	6	6
16/F	11	7	5	6	6
15/F	11	7	5	6	6
12/F	-	7	5	6	-
11/F	-	7	5	6	-
10/F	11	7	5	6	6
9/F	11	7	5	6	6
8/F	11	7	5	6	6
7/F	11	7	5	6	6
6/F	11	7	5	6	6
5/F	11	7	5	6	6

Tower 2 第2座				
Floor 樓層	Unit 單位			
	A	B	C	D
57/F	18	14	-	-
56/F	15	-	7	6
55/F	9	10	7	6
52/F	9	10	7	6
51/F	9	10	7	6
50/F	9	10	7	6
39/F	9	10	7	6
38/F	9	10	7	6
37/F	9	10	7	6
36/F	9	10	7	6
35/F	9	10	7	6
33/F	9	10	7	6
32/F	9	10	7	6
31/F	9	10	7	6
30/F	9	10	7	6
29/F	9	10	7	6
28/F	9	10	7	6
27/F	9	10	7	6
26/F	9	10	7	6
25/F	9	10	7	6
22/F	9	10	7	6
21/F	9	10	7	6
20/F	9	10	7	6
19/F	9	10	7	6
18/F	9	10	7	6
17/F	9	10	7	6
16/F	9	10	7	6
15/F	9	10	7	6
12/F	9	-	-	6
11/F	9	-	-	6
10/F	9	10	7	6
9/F	9	10	7	6
8/F	9	10	7	6
7/F	9	10	7	6
6/F	9	10	7	6
5/F	10	10	7	6

Summary of Deed of Mutual Covenant 公契的摘要

Tower 3 第3座				
Floor 樓層	Unit 單位			
	A	B	C	D
60/F	16	14	-	-
57/F	8	8	7	6
56/F	8	8	7	6
55/F	8	8	7	6
52/F	8	8	7	6
51/F	8	8	7	6
50/F	8	8	7	6
39/F	8	8	7	6
38/F	8	8	7	6
37/F	8	8	7	6
36/F	8	8	7	6
35/F	8	8	7	6
33/F	8	8	7	6
32/F	8	8	7	6
31/F	8	8	7	6
30/F	8	8	7	6
29/F	8	8	7	6
28/F	8	8	7	6
27/F	8	8	7	6
26/F	8	8	7	6
23/F	8	8	7	6
22/F	8	8	7	6
21/F	8	8	7	6
20/F	8	8	7	6
19/F	8	8	7	6
18/F	8	8	7	6
17/F	8	8	7	6
16/F	8	8	7	6
15/F	-	8	7	-
12/F	-	8	7	-
11/F	8	8	7	6
10/F	8	8	7	6
9/F	8	8	7	6
8/F	8	8	7	6
7/F	8	8	7	6
6/F	8	8	7	6
5/F	8	8	7	6

Tower 5 第5座				
Floor 樓層	Unit 單位			
	A	B	C	D
60/F	16	14	-	-
57/F	8	8	6	7
56/F	8	8	6	7
55/F	8	8	6	7
52/F	8	8	6	7
51/F	8	8	6	7
50/F	8	8	6	7
39/F	8	8	6	7
38/F	8	8	6	7
37/F	8	8	6	7
36/F	8	8	6	7
35/F	8	8	6	7
33/F	8	8	6	7
32/F	8	8	6	7
31/F	8	8	6	7
30/F	8	8	6	7
29/F	8	8	6	7
28/F	8	8	6	7
27/F	8	8	6	7
26/F	8	8	6	7
23/F	8	8	6	7
22/F	8	8	6	7
21/F	8	8	6	7
20/F	8	8	6	7
19/F	8	8	6	7
18/F	8	8	6	7
17/F	8	8	6	7
16/F	8	8	6	7
15/F	8	-	-	7
12/F	8	-	-	7
11/F	8	8	6	7
10/F	8	8	6	7
9/F	8	8	6	7
8/F	8	8	6	7
7/F	8	8	6	7
6/F	8	8	6	7
5/F	8	8	6	7

Summary of Deed of Mutual Covenant 公契的摘要

Tower 6 第6座				
Floor 樓層	Unit 單位			
	A	B	C	D
61/F	17	16	-	-
60/F	14	-	7	8
57/F	9	9	7	8
56/F	9	9	7	8
55/F	9	9	7	8
52/F	9	9	7	8
51/F	9	9	7	8
50/F	9	9	7	8
39/F	9	9	7	8
38/F	9	9	7	8
37/F	9	9	7	8
36/F	9	9	7	8
35/F	9	9	7	8
33/F	9	9	7	8
32/F	9	9	7	8
31/F	9	9	7	8
30/F	9	9	7	8
29/F	9	9	7	8
28/F	9	9	7	8
27/F	9	9	7	8
25/F	9	9	7	8
23/F	9	9	7	8
22/F	9	9	7	8
21/F	9	9	7	8
20/F	9	9	7	8
19/F	9	9	7	8
18/F	9	9	7	8
17/F	9	9	7	8
16/F	-	9	7	-
15/F	-	9	7	-
12/F	9	9	7	8
11/F	9	9	7	8
10/F	9	9	7	8
9/F	9	9	7	8
8/F	9	9	7	8
7/F	9	9	7	8
6/F	9	9	7	8
5/F	9	9	7	8

Tower 7 第7座			
Floor 樓層	Unit 單位		
	A	B	C
61/F	19	11	-
60/F	15	-	9
57/F	10	10	9
56/F	10	10	9
55/F	10	10	9
52/F	10	10	9
51/F	10	10	9
50/F	10	10	9
39/F	10	10	9
38/F	10	10	9
37/F	10	10	9
36/F	10	10	9
35/F	10	10	9
33/F	10	10	9
32/F	10	10	9
31/F	10	10	9
30/F	10	10	9
29/F	10	10	9
28/F	10	10	9
27/F	10	10	9
25/F	10	10	9
23/F	10	10	9
22/F	10	10	9
21/F	10	10	9
20/F	10	10	9
19/F	10	10	9
18/F	10	10	9
17/F	10	10	9
16/F	10	-	9
15/F	10	-	9
12/F	10	10	9
11/F	10	10	9
10/F	10	10	9
9/F	10	10	9
8/F	10	10	9
7/F	10	10	9
6/F	10	10	9
5/F	10	10	10

Summary of Deed of Mutual Covenant 公契的摘要

Tower 8 第8座			
Floor 樓層	Unit 單位		
	A	B	C
63/F & 65/F	28	28	19
62/F	14	14	9
61/F	14	14	9
60/F	14	14	9
56/F	14	14	9
55/F	14	14	9
52/F	14	14	9
51/F	14	14	9
50/F	14	14	9
39/F	14	14	9
38/F	14	14	9
36/F	14	14	9
35/F	14	14	9
33/F	14	14	9
32/F	14	14	9
31/F	14	14	9
30/F	14	14	9
28/F	14	14	9
26/F	14	14	9
25/F	14	14	9
23/F	14	14	9
22/F	14	14	9
21/F	14	14	9
20/F	14	14	9
19/F	14	14	9
18/F	-	14	-
16/F	-	14	-
15/F	14	14	9
12/F	14	14	9
11/F	14	14	9
10/F	14	14	9
9/F	14	14	9
8/F	14	14	9
6/F	14	14	9
5/F	14	14	11

Tower 9 第9座			
Floor 樓層	Unit 單位		
	A	B	C
63/F & 65/F	34	28	19
62/F	18	14	9
61/F	18	14	9
60/F	18	14	9
56/F	18	14	9
55/F	18	14	9
52/F	18	14	9
51/F	18	14	9
50/F	18	14	9
39/F	18	14	9
38/F	18	14	9
36/F	18	14	9
35/F	18	14	9
33/F	18	14	9
32/F	18	14	9
31/F	18	14	9
30/F	18	14	9
28/F	18	14	9
26/F	18	14	9
25/F	18	14	9
23/F	18	14	9
22/F	18	14	9
21/F	18	14	9
20/F	18	14	9
19/F	18	14	9
18/F	19	-	-
16/F	19	-	-
15/F	18	14	9
12/F	18	14	9
11/F	18	14	9
10/F	18	14	9
9/F	18	14	9
8/F	18	14	9
6/F	18	14	9
5/F	19	14	11

Summary of Deed of Mutual Covenant

公契的摘要

Tower 10 第10座				
Floor 樓層	Unit 單位			
	A	B	C	D
61/F	22	16	-	-
60/F	18	-	8	8
57/F	12	12	8	8
56/F	12	12	8	8
55/F	12	12	8	8
52/F	12	12	8	8
51/F	12	12	8	8
50/F	12	12	8	8
39/F	12	12	8	8
38/F	12	12	8	8
37/F	12	12	8	8
36/F	12	12	8	8
35/F	12	12	8	8
33/F	12	12	8	8
32/F	12	12	8	8
31/F	12	12	8	8
30/F	12	12	8	8
29/F	12	12	8	8
28/F	12	12	8	8
27/F	12	12	8	8
25/F	12	12	8	8
23/F	12	12	8	8
22/F	12	12	8	8
21/F	12	12	8	8
20/F	12	12	8	8
19/F	12	12	8	8
18/F	12	12	8	8
17/F	12	12	8	8
16/F	-	12	8	-
15/F	-	12	8	-
12/F	12	12	8	8
11/F	12	12	8	8
10/F	12	12	8	8
9/F	12	12	8	8
8/F	12	12	8	8
7/F	12	12	8	8
6/F	12	12	8	8
5/F	12	12	8	8

Tower 11 第11座					
Floor 樓層	Unit 單位				
	A	B	C	D	E
61/F	19	16	-	-	-
60/F	15	-	5	5	-
57/F	10	9	5	5	5
56/F	10	9	5	5	5
55/F	10	9	5	5	5
52/F	10	9	5	5	5
51/F	10	9	5	5	5
50/F	10	9	5	5	5
39/F	10	9	5	5	5
38/F	10	9	5	5	5
37/F	10	9	5	5	5
36/F	10	9	5	5	5
35/F	10	9	5	5	5
33/F	10	9	5	5	5
32/F	10	9	5	5	5
31/F	10	9	5	5	5
30/F	10	9	5	5	5
29/F	10	9	5	5	5
28/F	10	9	5	5	5
27/F	10	9	5	5	5
25/F	10	9	5	5	5
23/F	10	9	5	5	5
22/F	10	9	5	5	5
21/F	10	9	5	5	5
20/F	10	9	5	5	5
19/F	10	9	5	5	5
18/F	10	9	5	5	5
17/F	10	9	5	5	5
16/F	10	-	-	5	5
15/F	10	-	-	5	5
12/F	10	9	5	5	5
11/F	10	9	5	5	5
10/F	10	9	5	5	5
9/F	10	9	5	5	5
8/F	10	9	5	5	5
7/F	10	9	5	5	5
6/F	10	9	5	5	5
5/F	10	9	5	5	6

Summary of Deed of Mutual Covenant

公契的摘要

C. 發展項目管理人之委任年期

7. 在所有建築物的正式入伙紙簽發後，發展項目由香港鐵路有限公司（「管理人」）負責管理，首屆任期為兩(2)年，由任何建築物或其任何部份的首份入伙紙簽發日開始，此後管理人將繼續執任，並受本契約所載終止條文之規限。

D. 發展項目住宅物業業主攤付管理開支之基準

8. 各住宅單位業主每月須向管理人預付管理費，管理費計算原則如下：
 - (a) 每名業主須就其擔任業主之任何住宅單位獲分配的每個管理單位(#) 支付所採納年度預算第一部分評估所得之總款額的一部分（即管理人認為（除非含明顯錯誤，否則其決定須為最終定論）乃為全體業主之利益支出的所有開支，但不包括九鐵綜合大樓業主為妥善管理該屋邨及該處的該屋邨公共地方及設施而必須支付的開支）（考慮九鐵綜合大樓業主之供款後），分子應為一，分母則等於該屋邨管理單位總數。
 - (b) 每名業主須就其擔任業主之任何住宅單位獲分配的每個管理單位支付所採納年度預算第二部分第一節評估所得之總款額的一部分（即管理人認為（除非含明顯錯誤，否則其決定須為最終定論）專門歸屬於專為住宅單位業主提供服務之住宅公共地方及設施的所有開支），分子應為一，分母則等於住宅樓宇所有大廈獲分配之管理單位總數。

備註(#)：上文部分B表格所示各住宅物業獲分配之不可分割份數等於發展項目各住宅物業獲分配之管理單位數目。但整個發展項目的不可分割總份數不等於整個發展項目管理單位的總數。全部住宅物業的管理單位總數為12179，整個發展項目管理單位的總數為12780。

E. 管理費按金之釐定基準

9. 管理費按金等於每月管理費之三(3)倍，按金不予退還但可以轉讓，不計利息，且不得用於抵銷業主在本契約下應付的任何供款。

F. 業主保留作自用之發展項目地方（如有）

10. 不適用。

Summary of Land Grant

批地文件的摘要

A. Lot number of the land on which the Development is situated

1. The Development is constructed on Sha Tin Town Lot No. 470 (the "Lot").

B. Term of Years under the Lease

2. The lease term of the Lot granted under New Grant No. ST13170 (as modified by two Modification Letters dated 19th January 2006 and 11th October 2007 respectively and registered in the Land Registry by Memorial Nos. 06020100130016 and 07102302380013 respectively) (collectively the "Land Grant") is 50 years from 3 March 2003 expiring on 2 March 2053.

C. User restrictions applicable to the Lot

3. Special Condition No. (15) of the Land Grant stipulates that:-

- "(a) The Lot or any part thereof or any building or building erected or to be erected thereon (other than the KCRC Complex the user of which is subject to the provisos of Special Condition No. (14) hereof) shall not be used for any purpose other than for non-industrial (excluding hotel and godown) purposes.
- (b) Without prejudice to the generality of sub-clause (a) of this Special Condition, the Lot or any part thereof or any building or buildings erected or to be erected on the Lot shall not be used for any purpose other than for which it is designed, constructed and intended in accordance with these Conditions."

4. Special Condition No. (14) of the Land Grant stipulates that:-

"The KCRC Complex shall not be used for any purpose other than:-

- (a) for the purposes of the KCRC Depot including such running lines, marshalling yards, permanent way yards, welding shops, stabling sheds and storage facilities as may be approved by the Director in writing; and
- (b) for other railway purposes and such purposes ancillary to the use, operation and management of the railway as permitted under paragraph 15(a) of the Second Schedule to the KCRC Ordinance and such other purpose as the Director may at his absolute discretion approve in writing provided that in giving the approval, the Director may impose such terms and conditions, including charging a premium, as he considers appropriate."

D. Facilities that are required to be constructed and provided for the Government, or for public use

Passage Area & Taxi and Bus Lay-bys

5. Special Condition No. (29) of the Land Grant stipulates that:-

- "(a) The Grantee shall on or before the 30th day of September 2008 at his own expense and in all respects to the satisfaction of the Director lay, form, provide, construct and surface within the areas shown coloured pink hatched black stippled black and pink stippled black on Plan No. ST3194-Dlg annexed hereto at such levels and positions, in such manner, with such materials and at or to such standards alignment and design as the Director may require or approve a covered pedestrian walkway with a width not less than 3.0 metres together with such escalators, stairways, lifts for the disabled, internal and external fitting and fixtures, and lighting fittings as the Director shall in his sole discretion require (hereinafter collectively referred to as "the Passage Areas") to link up the Public Roads, the Reserved Area and the Pedestrian Footbridge referred to in Special Condition Nos. (5), (30) and (31) hereof respectively.
- (b) The Grantee shall within such time limit as shall be specified by the Director at his own expense and in all respects to the satisfaction of the Director lay, form, provide, construct and surface within the areas shown coloured pink hatched red and pink hatched black hatched red on Plan No. ST3194-Dlg annexed hereto at such level and positions, in such manner, with such material and at or to such standards, alignment and design as the Director may require or approve lay-bys for the picking up and setting down of passengers from taxis and buses on or

from the Public Roads (hereinafter referred to as "the said lay-bys").

- (c) The Grantee shall throughout the whole term hereby agreed to be granted at his own expense manage and maintain in good and substantial condition and repair to the satisfaction of the Director the Passage Areas and the said lay-bys.
- (d) The Grantee shall throughout the whole term hereby agreed to be granted:
 - (i) keep the said lay-bys open for picking up and setting down of passengers from taxis and buses on or from Public Roads free of charge 24 hours a day (or otherwise at such hours and days as the Director may at his absolute discretion and from time to time decide) subject to such condition (if any) as the Director may at his absolute discretion and from time to time require and
 - (ii) keep the Passage Areas and the said lay-bys open for use by the public 24 hours a day free of charge including for avoidance of doubt the use of the same by the public for gaining access without any interruption to and from the Public Roads, the Reserved Area and the Pedestrian Footbridge referred to in Special Condition Nos.(30) and (31) hereof.
- (e) In the event of the non-fulfilment of the Grantee's obligation under sub-clauses (a) to (d) of this Special Condition within the said time limit specified by the Director the Government may carry out the necessary construction or maintenance works at the cost of the Grantee who shall pay to the Government on demand a sum equal to the cost thereof, such sum to be determined by the Director whose determination shall be final and binding upon the Grantee. For the purpose of carrying out the works aforesaid, the Government, its officers, agents, contractors, workmen or other duly authorized personnel shall have free and uninterrupted right at all reasonable times to enter into the lot or any part thereof and any building or buildings erected or to be erected thereon."

Reserved Area and Footbridge Portion

6. Special Condition No. (30) of the Land Grant stipulates that:-

"(a) There are excepted and reserved unto the Government:

- (i) for the purpose of a pedestrian footbridge the portion of airspace above the surface of the Lot which airspace traverses over the areas shown coloured pink crossed hatched black on Plan No. ST3194-Dlg annexed hereto between the levels of 17.1 metres and 22.0 metres above the Hong Kong Principal Datum subject to such variation of the said levels as the Director may in his absolute discretion determine provided that the Director may not vary the said levels after the issue by the Director of a letter indicating that these Conditions have been complied with to his satisfaction (such portion of the airspace being hereinafter referred to as "the Reserved Area"); and
 - (ii) all that portion of the existing footbridge linking Sha Tin Town Lot No. 87 to Sha Tin Race Course which portion traverses over the area shown coloured pink stippled red on Plan No. ST3194-Dlg annexed hereto between the levels of 15.1 metres and 20.0 metres above the Hong Kong Principal Datum and its supporting columns and structures within the Lot (such portion of the existing footbridge and its supporting columns and structures within the Lot and the airspace above the Lot occupied thereby between the said levels being hereinafter referred to as "the Footbridge Portion" which expression shall for the purpose of these Conditions include any subsequent alteration thereto or renewal or replacement thereof).
- (b) The Grantee shall have no rights, title, ownership, possession or use of the Reserved Area and the Footbridge Portion except as may be provided for in these Conditions and shall not do or permit or suffer anything to be done that may damage, interfere with or obstruct the Footbridge Portion or the Reserved Area or the Pedestrian Footbridge (as defined in Special Condition No. (31) hereof) or other structures erected or to be erected within the Reserved Area.
 - (c) Neither the Grantee nor any other person shall make any objection or have any right or claim to compensation against the Government whatsoever whether under any enactment or otherwise in respect of the exceptions and reservations under sub-clause (a) of this Special

Condition or for any liabilities, loss, damages, claims, costs, actions, demands and proceedings of whatsoever nature howsoever caused arising out of or as a consequence of the use of the Reserved Area as a pedestrian footbridge for public pedestrian traffic or otherwise or the use of the Footbridge Portion for public pedestrian traffic or otherwise provided that for avoidance of doubt, nothing herein shall be construed as constituting or creating any obligation whatsoever by or on the part of the Government towards the Grantee or any persons to use or designate the Reserved Area or the Pedestrian Footbridge (as defined in Special Condition No. (31) hereof) or the Footbridge Portion for public pedestrian traffic.”

Pedestrian Footbridge

7. Special Condition No. (31) of the Land Grant stipulates that:-

“(a) The Grantee shall:

- (i) on or before the 30th day of September 2008 at his own expense and in all respects to the satisfaction of the Director erect, construct and provide, in a good workmanlike manner with such materials and at such level, standards and design as the Director may in his absolute discretion require and in accordance with the plans approved under Special Condition No. (35)(a) hereof, a single-storey covered footbridge with a minimum internal clear width of 3 metres and a minimum clear headroom of 2.5 metres together with such connections, supports, openings and landings within the Reserved Area, to link up with the Passage Areas and Sha Tin Town Lot No. 87 at the points X1 and Y1 as shown and marked on Plan No. ST3194-Dlg annexed hereto or at such points as the Director may approve, so that free and uninterrupted pedestrian traffic by, over and along such footbridge from the Passage Areas to Sha Tin Town Lot No. 87 and vice versa can, if the Director may in his absolute discretion deem fit, be maintained at all times (such footbridge (including such lighting fixtures, ventilation plant, extract ductworks, structures, services, furniture, plant, equipment and facilities as the Director may require or approve to be constructed, installed and provided within the Reserved Area) together with any other areas, facilities, services and installations exclusive thereto as the Director may in his absolute discretion determine (whose determination shall be conclusive and binding on the Grantee) being hereinafter collectively referred to as “the Pedestrian Footbridge”); and
- (ii) maintain at his own expense to the satisfaction of the Director the Reserved Area together with all structures, services, furniture, plant, equipment and facilities constructed, installed and provided thereon or therein (including the Pedestrian Footbridge) until such time as possession of the same has been delivered or re-delivered to the Government in accordance with Special Condition No. (32) hereof but without prejudice to Special Condition No. (42) hereof.

(b) The Grantee shall on or before the 30th day of September 2008 at his own expense and in all respects to the satisfaction of the Director :

- (i) carry out and complete all necessary building, connection and other works to connect the Pedestrian Footbridge to the buildings erected on Sha Tin Town Lot No. 87 (hereinafter referred to as “the said adjoining buildings”) between points X1 and Y1 as shown on Plan No. ST3194-Dlg annexed hereto (or such other points as the Director may require or approve) and at such level, in such manner, with such materials and to such standard and design as the Director shall require or approve and such that all structural supports for the Pedestrian Footbridge shall rest and be situated entirely within the lot, including but not limited to the removal or demolition of such parts of the walls or structures of the said adjoining buildings and such other modification or alteration or works to or at such parts of the said adjoining buildings as the Director may require or approve to receive or connect to the Pedestrian Footbridge, so as to ensure a covered pedestrian link is provided between the existing walkway of the said adjoining buildings as shown coloured grey on Plan No. ST3194-Dlg annexed hereto (hereinafter referred to as “the said existing walkway”) and the Pedestrian Footbridge; and
- (ii) thereafter carry out such reinstatement works as may be necessary including such reinstatement works as the Director may in his absolute discretion required to be carried out to the Pedestrian Footbridge and the said adjoining buildings which may be affected by the works under sub-clause (b)(i) of this Special Condition.

The building, connection, modification, alteration, reinstatement and other works as required to be carried out under this sub-clause (b) are hereinafter referred to as “the said connection works”.”

Restriction on use of the Reserved Area

8. Special Condition No. (33) of the Land Grant stipulates that:-

“The Grantee shall not without the prior written consent of the Director use the Reserved Area for the purpose of storage or for the erection of any temporary structure other than the carrying out of works specified in Special Condition No. (31) hereof.”

Public Roads

9. Special Condition No. (5)(a) of the Land Grant stipulates that:-

“The Grantee shall:-

- (i) within 55 calendar months from the date of this Agreement or such extended time limit as may be approved by the Director, at his own expense and in all respects to the satisfaction of the Director lay, form, provide, construct and alter in such manner with such materials and to such standards, levels, alignment and design as the Director shall approve or require, (including the provision and construction of such bridges, tunnels, over-passes, under-passes, roundabouts, culverts, viaducts, flyovers, payments, lay-bys or such other structures as the Director in his sole discretion may require, so that building, vehicular and pedestrian traffic may be carried thereon) those portions of existing and future public roads shown and coloured green on Plan No. ST3194-Dlg annexed hereto (such portions of existing and future public roads shown coloured green on Plan No. ST3194-Dlg annexed hereto to be laid, formed, provided, constructed and altered including all supporting columns and structures and any bridges, tunnels, over-passes, under-passes, roundabouts, culverts, viaducts, flyovers, payments, lay-bys, services, surfaces, gullies, sewers, drains, fire hydrants, street lights, traffic signs, street furniture, road markings, plant and other structures constructed, installed or provided or to be constructed, installed or provided thereon or therein in accordance with this Special Condition No.(5)(a) being hereinafter collectively referred to as “the Public Roads”);
- (ii) within 55 calendar months from the date of this Agreement or such extended time as may be approved by the Director, at his own expense and to the satisfaction of the Director surface, kerb and channel the Public Roads and provide the same with such gullies, sewers, drains, fire hydrants with pipes connected to water mains, street lights, traffic signs, street furniture and road markings as the Director may require; and
- (iii) maintain at his own expense the Public Roads to the satisfaction of the Director until such time as possession of the Public Roads have been delivered in accordance with Special Condition No. (6) hereof.”

10. Special Condition No. (6) of the Land Grant stipulates that:-

“The Public Roads shall be delivered to the Government on demand and in any event shall be deemed to have been delivered to the Government by the Grantee on the date of a letter from the Director indicating that these Conditions have been complied with to his satisfaction. The Grantee shall at all times while he is in possession of the Public Roads allow free access over and long the Public Roads for all Government and public vehicular and pedestrian traffic and shall ensure that such access shall not be interfered with or obstructed by the carrying out of the works whether under Special Condition No. (5)(a) hereof or otherwise.”

Construction of drains and channels

11. Special Condition No. (71) of the Land Grant stipulates that:-

Summary of Land Grant

批地文件的摘要

“The Grantee shall construct and maintain at his own expense and to the satisfaction of the Director such drains and channels, whether within the boundaries of the Lot or on Government land, as the Director may consider necessary to intercept and convey into the nearest stream-course, catchpit, channel or storm-water drain all storm-water or rain-water falling or flowing on to the Lot, and the Grantee shall be solely liable for and shall indemnify the Government and its officers from and against all actions, claims and demands arising out of any damage or nuisance caused by such storm-water or rain-water.”

Covered Footbridge & Pedestrian Walkway

12. Special Condition No. (82)(a), (b), (d), (e), (f), (h), (i), (l) and (m) of the Land Grant stipulates that:-

- (a) The Grantee shall on or before the 30th day of September 2008 at his own expense and in all respects to the satisfaction of the Director construct one single storey covered footbridge together with all supports and connections (including any supports and connections which the Director in his absolute discretion considers necessary for any future extension to such covered footbridge) as shall be required or approved by the Director in the approximate position shown and marked “PROPOSED FOOTBRIDGE” on Plan No. ST3194-D1g annexed hereto or at such other location as may be approved by the Director to connect the Lot to the opposite side of Lok King Street at ground level. Such covered footbridge shall be constructed with such materials and to such standards, levels, alignment, disposition and designs as shall be required or approved by the Director including but not limited to the provision and construction of such supports, ramps, associated staircases and landings (including such staircases and landings to connect to the street level on the other side of Lok King Street), escalators, lifts and such internal and external fittings and fixtures and such lighting fittings as the Director in his sole discretion may require (such covered footbridge including such supports, connections, ramps, associated staircases and landings, escalators, lifts, external and internal fittings and fixtures and lighting fittings as shall be required or approved by the Director (but excluding the Pedestrian Walkway referred to in sub-clause (b) of this Special Condition) being hereinafter collectively referred to as “the Covered Footbridge” which expression shall include any alteration or replacement thereof as may be approved or required by the Director whether under sub-clause (i) of this Special Condition or otherwise). The Covered Footbridge shall have a clear internal width of not less than 3 metres and a minimum clear internal headroom of 2.5 metres and a vertical clearance of not less than 5.1 metres above road level. For the purpose of the Conditions of the Land Grant, the decision of the Director as to what constitute the ground level, the street level and the road level shall be final and binding upon the Grantee.
- (b) The Grantee shall on or before the 30th day of September 2008 at his own expense and in all respects to the satisfaction of the Director construct and provide within the Lot a pedestrian walkway (together with such stairs, ramps, lightings, escalators and lifts as the Director may require) at such positions, in such manner, with such materials and to such standards, levels, alignment and designs as the Director may approve so as to link up the Covered Footbridge to the street level through the Lot (hereinafter referred to as “the Pedestrian Walkway” which expression shall include any alteration or replacement thereof as may be approved or required by the Director whether under sub-clause (i) of this Special Condition or otherwise).
- (d)
- (i) The Covered Footbridge shall not be used for any purpose other than for the passage of all members of the public on foot or by wheelchair.
- (ii) The Grantee shall not use or permit or suffer to be used any part of the Covered Footbridge either externally or internally for advertising or for the display of any signs, notices or posters whatsoever unless otherwise approved or required by the Director.
- (iii) The Grantee shall not do or permit or suffer to be done in the Covered Footbridge anything that may be or become a nuisance or annoyance or that may cause inconvenience or damage to any person or vehicle passing under the Covered Footbridge or to any owner or occupier of any adjacent or neighbouring lot or lots or premises.
- (iv) The Grantee shall at all times during the day or night throughout the term agreed to be granted under the Land Grant permit all members of the public for all lawful purposes freely and without payment of any nature whatsoever to pass and repass on foot or

by wheelchair along, to, from, through, over, up and down the Covered Footbridge and the Pedestrian Walkway and any part thereof.

- (e) The Grantee shall at his own expense manage and maintain the Covered Footbridge in good and substantial repair and condition (including but not limited to keeping the Covered Footbridge illuminated so that pedestrian traffic may safely be carried thereon) in all respects to the satisfaction of the Director throughout the term agreed to be granted under the Land Grant until such time as possession of the Covered Footbridge has been delivered to the Government by the Grantee pursuant to sub-clause (g) of this Special Condition. For the avoidance of doubt, the re-delivery by the Grantee to the Government on demand pursuant to sub-clause (g) of this Special Condition of any part or parts of the Covered Footbridge shall not affect the obligation of the Grantee to maintain the remaining part or parts of the Covered Footbridge in accordance with this sub-clause (e) nor prejudice the rights and remedies of the Government in respect of any antecedent breach, non-performance or non-observance by the Grantee of his obligations relating to the part or parts of the Covered Footbridge delivered to the Government.
- (f) The Grantee shall throughout the term agreed to be granted by the Land Grant at his own expense manage and maintain the Pedestrian Walkway in good and substantial repair and condition (including but not limited to keeping the Covered Footbridge illuminated so that pedestrian traffic may safely be carried thereon) in all respects to the satisfaction of the Director.
- (h) The Grantee shall indemnify and keep indemnified the Government, its officers, agents, contractors, workmen or other duly authorized personnel from and against all liability and all actions, proceedings, costs, claims, expenses, loss, damages, charges and demands of whatsoever nature arising out of or in connection with anything done or omitted to be done by the Grantee, his servants, workmen and contractors in connection with the construction, alteration, repair and maintenance of the Covered Footbridge and the Pedestrian Walkway or any part thereof and any covered footbridge and pedestrian walkway constructed to replace the Covered Footbridge and the Pedestrian Walkway.
- (i) In the event of any redevelopment of the Lot or any part thereof whereby the Covered Footbridge and the Pedestrian Walkway or any part thereof are required to be demolished, the Grantee shall:-
- (i) within such time limit as shall be required by the Director, at his own expense and to the satisfaction of the Director, replace the same by the construction and completion of such new covered footbridge (including such supports, connections, ramps, associated staircases and landings, escalators, lifts, external and internal fittings and fixtures and lighting fitting as may be required or approved by the Director) and new pedestrian walkway (together with such stairs, ramps, lighting, escalators and lifts as may be required or approved by the Director) or such part or parts thereof, as the case may be at such positions, levels and alignments, in such matter with such materials design, dispositions, of such dimension and to such standard, as the Director shall approve or require; and
- (ii) before demolishing the Footbridge or the Pedestrian Walkway or any part or parts thereof at his own expenses construct and provide a temporary footbridge and temporary pedestrian walkway with such design, materials and at such width, levels and positions as the Director may approve or require and shall thereafter at his own expense maintain the same until completion of construction of the new covered footbridge or the new pedestrian walkway or such part or parts thereof, in all respects to the satisfaction of the Director.

For the purpose of sub-clauses (i)(i) and (ii) above, “covered footbridge” means the new covered footbridge constructed to replace the Covered Footbridge and “pedestrian walkway” means the new pedestrian walkway constructed to replace the “Pedestrian Walkway”.

- (l) The Government, its officers, agents, contractors, workmen or other duly authorized personnel shall have free and uninterrupted right of ingress, egress and regress at all times throughout the term hereby agreed to be granted to, from and through the Lot or any part thereof and any building or buildings erected or to be erected thereon for the purpose of inspecting, checking and supervising any works or obligations to be carried out or observed by the Grantee in compliance with this Special Condition and for the purpose of carrying out, inspecting, checking and supervising the works under sub-clause (c) of this Special Condition and any other works which the Director may consider necessary in respect of the Covered Footbridge (including but not limited to the maintenance, alteration, repair, replacement and renewal of the Covered Footbridge after possession of the same shall have been delivered to the Government pursuant to sub-clause

(g) of this Special Condition). The Government, its officers, agents, contractors, workmen or other duly authorized personnel shall have no liability in respect of any claims, demands, actions, proceedings, loss, damage, nuisance or disturbance whatsoever caused to or suffered by the Grantee arising out of or incidental to the exercise by him or them of the right of entry conferred under this sub-cause, and no claim shall be made against him or them by the Grantee in respect of any such claims, demands, actions, proceedings, loss, damage, nuisance or disturbance.

- (m) The Grantee shall not permit or suffer any hawker to carry on business within the Lot and the Covered Footbridge and the Pedestrian Walkway, and shall remove therefrom any hawker found to be so doing. Notices to the effect that hawking is prohibited within the Lot shall be displayed prominently by the Grantee near all entrances to the Lot. For the purposes of these Conditions, "hawker" shall be as defined in Section 2 of the Public Health and Municipal Services Ordinance as amended by any subsequent legislation provided that for the purpose of this Special Condition the words "in any public place" shall be omitted from paragraph (a) of such definition and shall be substituted by the words "within the Lot and the Covered Footbridge and the Pedestrian Walkway".

E. Grantee's obligation to lay, form or landscape any areas, or to construct or maintain any structures or facilities, within or outside the Lot

Development Conditions

13. Special Condition No. (10)(a) of the Land Grant stipulates that:-

"Subject to these Conditions, upon development or redevelopment (which term refers solely to redevelopment contemplated in General Condition No. (6) of the Lot or any part thereof:

- (a) The Grantee shall in accordance with these Conditions erect, construct, provide and maintain upon the Lot:-
- (i) KCRC facilities and accommodation for railway purposes (hereinafter collectively referred to as "the KCRC Complex") including but not limited to a KCRC railway depot (hereinafter referred to as "the KCRC Depot") provided that, except with the prior written approval of the Director of Lands (the "Director"), no part of the KCRC Complex may exceed the height of 16.5 metres above the Hong Kong Principal Datum;
- (ii) an elevated building platform with such dimensions and at such levels, location and position as the Director shall approve (hereinafter referred to as "the elevated building platform") provided that no less than 23,340 square metres (or such lesser area as the Director may otherwise approve in writing) of the site area of the Lot shall be decked over and the design, height, specifications and construction (including the materials to be used) of the elevated building platform and all structures ancillary or appertaining thereto or forming part thereof shall also be subject to the approval in writing of the Director;
- (iii) above 16.5 metres Hong Kong Principal Datum, non-industrial buildings excluding any godown and hotel (hereinafter referred to as "the Non-Industrial Development");
- (iv) within the Non-Industrial Development and above the elevated building platform, private residential accommodation with a total gross floor area of not exceeding 120,900 square metres and not less than 72,540 square metres and comprising not more than 1,560 residential units (which accommodation is hereinafter referred to as "the Residential Development"); and
- (v) within the Non-Industrial Development and above the elevated building platform, commercial accommodation and facilities (excluding office accommodation) with a total gross floor area of not exceeding 2,000 square metres and not less than 1,200 square metres (which accommodation and facilities are hereinafter referred to as "the Commercial Development"); and
- (vi) such noise mitigation barriers or screens with such design, dimensions and materials and at such levels, locations and positions and to such standard as the Director may require or approve in writing for mitigating the potential road traffic and rail noise problems to the satisfaction of the Director."

Building covenant

14. Special Condition No. (12) of the Land Grant stipulates that:-

"The Grantee shall develop the Lot by the erection thereon of a building or buildings complying in all respects with these Conditions and all Ordinances, bye-laws and regulations relating to building, sanitation and planning which are or may at any time be in force in Hong Kong, such building or buildings to be completed and made fit for occupation on or before the 30th day of September 2008."

Master Landscape Proposal

15. Special Condition No. (20)(c) of the Land Grant stipulates that:-

"Upon development or redevelopment of the Lot, the Grantee shall landscape the Lot in accordance with the Master Submission as approved and no amendment, variation, alteration, modification or substitution shall be made without the prior written consent of the Director."

Provision of sales office and show flat

16. Special Condition No. (22) of the Land Grant stipulates that:-

"Notwithstanding the maximum gross floor area permitted under Special Condition No. (10) hereof, the Grantee may erect on part or parts of the Lot separate temporary structures for the purposes of a sales office and show flats and related marketing activities to facilitate the sale of the building or buildings or any part of parts thereof erected or to be erected on the Lot in accordance with these Conditions, provided that the scale and period of operation of such sale office and show flats and relating marketing activities shall be subject to the prior written approval of the Director and such other terms and conditions as the Director shall in his absolute discretion see fit to impose."

Recreational facilities

17. Special Condition No. (23)(a) and (b) of the Land Grant stipulates that:-

- (a) The Grantee may erect, construct and provide within the Lot such recreational facilities and facilities ancillary thereto (hereinafter referred to as "the Facilities") as may be approved in writing by the Director. The type, size, design, height and disposition of the Facilities shall also be subject to the prior written approval of the Director.
- (b) The Facilities provided in accordance with sub-clause (a) of this Special Condition shall only be used by any one or more residents of the residential block or blocks erected or to be erected within the Lot and their bona fide visitors and by no other person or persons whatsoever."

Office accommodation for watchmen and caretakers

18. Special Condition No. (24)(a)(ii) of the Land Grant stipulates that:-

Office accommodation for watchmen or caretakers or both provided within the Lot shall not be used for any purpose other than office accommodation for watchmen, caretakers or both, who are wholly and necessary employed on the Lot.

Quarters for watchmen and caretakers

19. Special Condition No. (25)(a)(iii) of the Land Grant stipulates that:-

Quarters for watchmen or caretakers or both provided within the Lot shall not be used for any purpose other than the residential accommodation of watchmen or caretakers or both, who are wholly and necessary employed within the Lot.

Owners' corporation / Owners' Committee Office

20. Special Condition No. (26)(a)(i) of the Land Grant stipulates that:-

One office for the use of the Owners' Corporation or the Owners' Committee may be provided within the Lot for meetings and administrative work of the Owners' Corporation or the Owners' Committee formed or to be formed in respect of the Lot and the building erected or to be erected thereon.

Summary of Land Grant

批地文件的摘要

Open Space

21. Special Condition No. (27) of the Land Grant stipulates that:-

“The Grantee shall at his own expense and to the satisfaction of the Director provide and thereafter maintain on the elevated building platform areas of open space of not less than 10,400 square metres which shall not be used for any purpose other than recreational purposes for the proper use and enjoyment by the residents and occupants of the Residential Development on the Lot and their bona fide guests or visitors. The said open space shall be located, formed, serviced, landscaped, planted, treated and provided with such equipment and facilities as the Director may require and in all respects to his satisfaction.”

Refuse collection system

22. Special Condition No. (28) of the Land Grant stipulates that:-

“The Grantee shall at his own expense provide and maintain, within the Lot, facilities for a comprehensive refuse collection system to the satisfaction of the Director of Food and Environmental Hygiene.”

Parking Requirements

23. Special Condition No. (56)(a), (b), (c), (d), (e) and (f) of the Land Grant stipulates that:-

“(a) Spaces shall be provided within the Non-Industrial Development to the satisfaction of the Director for the parking of motor vehicles:

- (i) at the rate of one space for every six residential units or part thereof in the building or buildings erected or to be erected on the Lot within the Non-Industrial Development (hereinafter referred to as “the Residential Parking Spaces”); and
- (ii) at the rate of one space for every 240 square metres or part thereof of gross floor area in the building or buildings erected or to be erected on the Lot within the Non-Industrial Development to be used for commercial purposes (excluding any floor area to be used for parking or loading and unloading purposes).

Each of the spaces so provided shall occupy an area of 2.5 metres in width and 5.0 metres in length with a minimum headroom of 2.4 metres. The spaces so provided shall not be used for any purpose other than for the parking of motor vehicles licensed under the Road Traffic Ordinance and belonging to the residents or occupiers of the building or buildings erected or to be erected on the Lot within the Non-Industrial Development and their bona fide guests and visitors and in particular the said spaces shall not be used for the storage, display or exhibiting of motor vehicles for sale or otherwise.

- (b) In addition to the spaces provided under sub-clause (a) of this Special Condition, spaces shall be provided within the Non-Industrial Development to the satisfaction of the Director for the parking of motor vehicles at the rate of five spaces for every residential block erected or to be erected on the Lot within the Non-Industrial Development. Each of the spaces so provided shall occupy an area of 2.5 metres in width and 5.0 metres in length with a minimum headroom of 2.4 metres. The spaces so provided shall not be used for any purpose other than for the parking of motor vehicles licensed under the Road Traffic Ordinance and belonging to the bona fide visitors or invitees of the residents of the said building or buildings erected or to be erected on the Lot within the Non-Industrial Development, and in particular the said spaces shall not be used for the storage, display or exhibiting of motor vehicles for sale or otherwise.
- (c) Spaces shall be provided within the Non-Industrial Development to the satisfaction of the Director for the parking of motor cycles at the rate of five percent of the total number of parking spaces so provided under sub-clause (a) of this Special Condition (as may be increased or reduced pursuant to sub-clause (g) of this Special Condition) and sub-clause (b) of this Special Condition provided that if the minimum number of space required to be provided at the aforesaid rate is a decimal fraction, the same shall be rounded up to the next whole number. Each of the spaces so provided shall occupy an area of 1.0 metre in width and 2.4 metres in length with a minimum headroom of 2.3 metres. The spaces so provided shall not be used for any purpose other than for the parking of motor cycles licensed under the Road Traffic Ordinance and belonging to the residents or occupiers of the building or buildings erected or to be erected on the Lot within the Non-Industrial Development and their bona fide guests and visitors.

(d) Spaces shall be provided within the Non-Industrial Development to the satisfaction of the Director for the parking of bicycles at the rate of one space for every ten residential units or part thereof in the building or buildings to be erected on the Lot within the Non-Industrial Development. The spaces so provided shall not be used for any purpose other than for the parking of bicycles belonging to the residents of the building or buildings erected or to be erected on the Lot within the Non-Industrial Development and their bona fide guests and visitors.

(e) Spaces shall be provided within the Non-Industrial Development to the satisfaction of the Director for the loading and unloading of motor vehicles:

- (i) at the rate of one space for every 800 residential units or part thereof subject to a minimum of one loading and unloading space for each residential block erected or to be erected on the Lot within the Non-Industrial Development, such loading and unloading space to be located adjacent to or within each residential block; and
- (ii) at the rate of one space for every 1,000 square metres or part thereof of gross floor area in the building or buildings erected or to be erected on the Lot within the Non-Industrial Development to be used for commercial purposes (excluding any floor area to be used for parking or loading and unloading purposes);

The spaces so provided shall each measure 3.5 metres x 11.0 metres with a minimum headroom of 4.1 metres. The spaces so provided shall not be used for any purpose other than for the loading and unloading of motor vehicles in connection with the said building or buildings.

(f) One space shall be provided within the Non-Industrial Development to the satisfaction of the Director for the loading and unloading of refuse collection vehicles. The space so provided shall have a minimum measurement of 12.0 metres x 5.0 metres with minimum headroom of 3.8 metres and 4.5 metres for vehicular access and loading operation respectively and shall not be used for any purpose other than for the loading and unloading of refuse collection vehicles. The space so provided shall be laid out in such a manner that on entering or leaving the Lot, there shall be no reversing movement of vehicles from or onto the road abutting the Lot.”

F. Lease conditions that are onerous to a purchaser

Maintenance

24. General Condition No. (6) of the Land Grant stipulates that:-

“(a) The Grantee shall throughout the tenancy having built or rebuilt (which word refers to redevelopment as contemplated in sub-clause (b) below) in accordance with these Conditions (as defined in General Condition 12) :

- (i) maintain all buildings in accordance with the approved design, disposition or height and any approved building plans without variation or modification thereto; and
- (ii) maintain all buildings erected or which may hereafter be erected in accordance with these Conditions or any subsequent contractual variation of them, in good and substantial repair and condition and in such repair and condition deliver up the same at the expiration or sooner determination of the tenancy.

(b) In the event of the demolition at any time during the tenancy of any building then standing on the lot or any part thereof the Grantee shall replace the same either by sound and substantial building or buildings of the same type and of no less gross floor area or by building or buildings of such type and value as shall be approved by the Director. In the event of demolition as aforesaid the Grantee shall within one calendar month of such demolition apply to the Director for consent to carry out building works for the redevelopment of the lot and upon receiving such consent shall within three calendar months thereof commence the necessary works of redevelopment and shall complete the same to the satisfaction of and within such time limit as is laid down by the Director.”

No guarantee of completion or commission of Sha Tin Sewage Treatment Works Stage III Extension Phase II

25. Special Condition No. (13) of the Land Grant stipulates that:-

- “(a) The Grantee expressly acknowledges that he is acquiring the Lot with full knowledge that there is the risk of the Sha Tin Sewage Treatment Works Stage III Extension Phase II (hereinafter referred to as “the said Sewage Treatment Works”) not being commissioned or completed or of any delay in the commissioning or completion thereof and that whether any building or buildings to be erected on the Lot are fit for occupation may be affected thereby.
- (b) Notwithstanding anything contained in the Land Grant, the Government gives no warranty or representation whatsoever, express or implied, as to whether and when the said Sewage Treatment Works will be commissioned or completed and the Government shall be under no responsibility, liability or obligation whatsoever to the Grantee or any person in any way in respect of the commissioning or completion of the said Sewage Treatment Works.
- (c) For the avoidance of doubt, the obligations and liabilities of the Grantee under the Conditions of the Land Grant (including but not limited to Special Condition No. (12) of the Land Grant) shall not in any way be released, extinguished, diminished or reduced in the event of the said Sewage Treatment Works not being commissioned or completed or any delay in the commissioning or completion thereof for any reason whatsoever.”

Preservation of Trees

26. Special Condition No. (19) of the Land Grant stipulates that:-

“No trees growing on the Lot or adjacent thereto shall be interfered with without the prior written consent of the Director who may, in granting consent, impose such conditions as to transplanting, compensatory landscaping or replanting as he may deem appropriate.”

Maintenance of external finishes and structure of walls, etc.

27. Special Condition No. (44) of the Land Grant stipulates that:-

- “(a) The Grantee shall throughout the term hereby agreed to be granted at his own expense and in all respects to the satisfaction of the Director maintain the following items (hereinafter referred to as “the Items”) :-
- (i) the structure of all walls, columns, beams, ceilings, roof slabs, floor slabs and any other structural elements around, above and below the Pedestrian Footbridge;
- (ii) all building services installations, plant and equipment (including but not limited to portable and non-portable fire services installation equipment) forming part of the system serving the Pedestrian Footbridge and the remainder of the development on the Lot;
- (iii) all other parts and facilities serving the Pedestrian Footbridge and the remainder of the development on the Lot.
- (b) The Grantee shall indemnify and keep indemnified the Government against all liabilities, damages, expenses, claims, costs, demands, charges, actions and proceedings of whatsoever nature arising out of or as a consequence of the failure of the Grantee to maintain the Items.”

Rights of support, passage of gas, right of way, etc.

28. Special Condition No. (45) of the Land Grant stipulates that:-

“There are excepted and reserved unto the Government free of costs and charges the following rights:

- (a) all rights of shelter, support and protection from and connection to the Lot and the buildings and structures erected or to be erected thereon for the Footbridge Portion, the Reserved Area and the Pedestrian Footbridge and any other structures erected or to be erected within the Reserved Area; and
- (b) the right of free passage of gas, electricity, water, drainage, or other effluent air, telephone lines and other services to and from the

Footbridge Portion and the Reserved Area and any part or parts thereof through any gutters, pipes, wires, cables, sewers, drains, ducts, flues, conduits and watercourses and other conducting media laid or to be laid or running along, through, over, upon, under or in the Lot or any building structures and erections thereon or any part or parts thereof and the right at any time to alter, divert, vary, relay or reinstate any of such services serving exclusively the Footbridge Portion and the Reserved Area or any part thereof; and

- (c) the right of free ingress, egress and regress to, from and through the Lot and any buildings or structures erected or to be erected thereon for the Government, his officers, servants, agents, contractors and its or their workmen and any other persons authorized by it or them at all times with or without tools, vehicles or equipment for the purposes of the use, enjoyment and operation of or the inspection, construction, maintenance, repair, alteration, renewal or replacement of or the exercise of any other rights of the Government in respect of or the carrying out of any other works in respect of the Footbridge Portion, the Reserved Area and the Pedestrian Footbridge and any other structures erected or to be erected within the Reserved Area; the Government, its officers, servants, agents, contractors, its or their workmen and other persons authorized by it or them shall have no liability in respect of any loss, damage, nuisance or disturbance whatsoever caused to or suffered by the Grantee arising out of or incidental to the exercise by him or them of the right of ingress, egress and regress conferred under this Special Condition, and no claim shall be made against him or them by the Grantee in respect of any such loss, damage, nuisance or disturbance; and
- (d) such rights of way to and from the Footbridge Portion and the Reserved Area and other rights, privileges and easements as may be deemed necessary or desirable by the Director.”

Restriction on alienation of Residential Parking Spaces

29. Special Condition No. (58) of the Land Grant stipulates that:-

- “(a) The Residential Parking Spaces provided within the Lot in accordance with Special Condition No. (56) hereof shall not be used for any purpose other than for the parking of motor vehicles belonging to the residents of the residential units in the building or buildings erected or to be erected on the Lot within the Non-Industrial Development and their bona fide guests and visitors and shall be designated as such on the approved car park layout plan referred to in Special Condition No. (59) hereof.
- (b) Except with the prior written consent of the Director, the Residential Parking Spaces shall not be:
- (i) assigned except:
- (I) together with undivided shares in the Lot giving the right of exclusive use and possession of a residential unit or units in the building or buildings erected or to be erected on the Lot within the Non-Industrial Development; or
- (II) to a person who is already the owner of undivided shares in the Lot with the right of exclusive use and possession of a residential unit or units in the building or buildings erected or to be erected on the Lot within the Non-Industrial Development; or
- (ii) underlet except to residents of the residential units in the building or buildings erected or to be erected on the Lot within the Non-Industrial Development

provided that in any event except with the prior written consent of the Director not more than three of the Residential Parking Spaces shall be assigned or underlet to the owner or resident of any one residential unit.

- (c) Sub-clause (b) of this Special Condition shall not apply to:
- (i) the assignment under Special Condition No. (52); or
- (ii) an assignment of the undivided shares in the Lot allocated to the whole of the Residential Parking Spaces giving the right of exclusive use and possession of all the Residential Parking Spaces.”

Drainage Reserve

30. Special Condition No. (70) of the Land Grant stipulates that:-

“(a)

(i) Subject to sub-clause (a)(ii) of this Special Condition, no building or structure or support for any building or structure, other than those specifically approved in writing by the Director (hereinafter referred to as “the permitted structures”), shall be constructed, erected, placed or maintained on, under, below, over or above or within the area of drainage reserve shown coloured pink hatched black, pink hatched black hatched red and pink hatched black stippled black on Plan No. ST3194-Dlg annexed hereto (hereinafter referred to as “the Drainage Reserve”).

(ii) Notwithstanding sub-clause (a)(i) of this Special Condition, buildings or structures or supports for any building or structure may be constructed, erected, placed or maintained over or above the Drainage Reserve provided that except for the permitted structures, there shall be a clear space extending upwards from the ground level of the Drainage Reserve to a height of not less than 5.1 metres. For the purpose of this Special Condition the decision of the Director as to what constitutes the ground level shall be final and binding upon the Grantee.

(b) The Director and his officers and contractors, his or their workmen with or without tools, equipment, machinery or motor vehicles shall have the rights of free ingress, egress and regress to and from the Lot or any part thereof for the purposes of laying, inspecting, maintaining, repairing, altering, renewing or replacing any new or existing drains, sewers, channels, drainage facilities and other services within the Drainage Reserve. The Director and his officers and contractors, his or their workmen shall have no liability in respect of any loss, damage, nuisance or disturbance whatsoever caused to or suffered by the Grantee arising out of or incidental to the exercise by him or them of the right of ingress, egress and regress conferred under this Special Condition, and no claim shall be made against him or them by the Grantee in respect of any such loss, damage, nuisance or disturbance.

(c) Without prejudice to the rights of the Director and his officers and contractors, his or their workmen under sub-clause (b) of this Special Condition, the Director may at any time and from time to time require the Grantee to, and thereupon the Grantee shall as required by the Director, lay, inspect, maintain, repair, alter, renew or replace any new or existing drains, sewers, channels, drainage facilities and other services within the Drainage Reserve to the satisfaction of the Director provided that the Government shall bear such reasonable costs for the works as may be determined by the Director, whose decision shall be final and binding on the Grantee.”

Summary of Land Grant

批地文件的摘要

A. 發展項目所位於的土地的地段編號

1. 發展項目建於沙田市地段第470號（「該地段」）。

B. 有關租契規定的年期

2. 該地段在新批地書第ST13170號（分別經日期為2006年1月19日及2007年10月11日的兩份修訂函件修訂並在土地註冊處登記，分別為註冊摘要第06020100130016及07102302380013號）（統稱「**批地文件**」）下的租期為50年，自2003年3月3日開始至2053年3月2日屆滿。

C. 適用於該地段的用途限制

3. 批地文件第(15)條特別條件規定：-

「(a) 該地段或其任何部分或已經或將要在此興建的任何建築物（九鐵綜合大樓除外，其用戶受批地文件第(14)條特別條件規定所規限）不得用作非工業（酒店及倉庫除外）用途以外的任何其他用途。

(b) 在不損害本特別條件第(a)分條之一般性的前提下，該地段或其任何部分或已經或將要在該地段興建的任何建築物不得用作符合本批地文件規定之設計、建造及擬定以外的任何其他用途。」

4. 批地文件第(14)條特別條件規定：-

「除以下用途外，九鐵綜合大樓不得作其他任何用途：

- (a) 用作九鐵車廠，包括署長書面批准的鐵路線、調車場、永久鐵路裝卸場、燒焊房、停車庫及儲存設施；及
- (b) 用作其他鐵路用途及九廣鐵路公司條例附表二第15(a)段允許的使用、運營及管理鐵路附屬用途，以及署長全權酌情決定書面批准之其他用途，惟在給予批准時，署長可強制施行其認為適宜的條款及條件，包括收取溢價。」

D. 按規定須興建並提供予政府或供公眾使用的設施

通道地方與的士及巴士停車處

5. 批地文件第(29)條特別條件規定：-

「(a) 承授人須在2008年9月30日當日或之前，根據署長批准或要求的水平和位置，使用其批准或要求的材料及依據批准或要求的標準、走向及設計，自費及在所有方面令署長滿意地在批地文件隨附之ST3194-D1g號圖則中粉紅加斜影黑線與黑點以及粉紅加黑點的區域內，鋪設、建造、提供、施工及鋪築一條寬度不少於3.0米的有蓋行人走道，以及署長全權酌情要求的電梯、樓梯、殘疾人電梯、內外部固定裝置及設備以及照明設備（下文統稱「**通道地方**」），以連接批地文件第(5)、(30)和(31)條特別條件分別提述的公共道路、保留地方及行人天橋。

(b) 承授人須在署長規定的期限內，根據署長批准或要求的水平和位置，使用其批准或要求的材料及依據批准或要求的標準、走向及設計，自費及在所有方面令署長滿意地在批地文件隨附之ST3194-D1g號圖則中粉紅加斜影紅線以及粉紅加斜影黑線與斜影紅線的區域內鋪設、建造、提供、施工及鋪築停車處，以供公共道路上之的士及巴士上落乘客（下文稱作「**該等停車處**」）。

(c) 承授人須在批地文件同意授予的完整期限內，自費及透過令署長滿意的方式管理和維持通道地方及該等停車處，以及保持該處修葺良好堅固。

(d) 承授人須在批地文件同意授予的完整期限內：

(i) 根據署長全權酌情決定及不時要求的條件（如有），每日二十四小時（或署長全權酌情及不時決定的其他時段和日期）免費開放供公共道路上之的士及巴士上落乘客的該等停車處；及

(ii) 每日二十四小時免費開放通道地方及該等停車處以供公眾使用，為免生疑問，包括允許公眾使用前述通道地方及停車處，以不受干擾地進出批地文件第(30)及(31)條特別條件中提述的公共道路、保留地方以及行人天橋。

(e) 若在署長規定的時間限制內，承授人未能履行本特別條件第(a)至(d)分條下的責任，則政府可開展必要的施工或維護工程，費用由承授人承擔，其須在要求下向政府支付一筆由署長決定（該決定為最終決定並對承授人具有約束力）等同於工程費用的金額。就開展前述工程而言，政府、其官員、代理、承包商、工人或其他獲正式授權的人士擁有自由及不受干擾的權利，在所有合理時間內進入地段或其任何部分，以及建於或將建於該地段之上的任何建築。」

保留地方及天橋部分

6. 批地文件第(30)條特別條件規定：-

「(a) 下列各項為政府豁除和保留：

(i) 就人行天橋而言，該地段表面的上方空域部分，該空域覆蓋的區域即隨附於批地文件之ST3194-D1g號圖則上被標記為粉紅色間黑交叉線的範圍，在高於香港主水平基準的17.1至22.0米內。該水平變動可由署長全權酌情決定，惟署長不得在發出表明批地文件的遵循情況已令其滿意的信函後，更改前述水平（相關部分之空域在下文稱作「**保留地方**」）；及

(ii) 連接沙田市地段第87號及沙田馬場之現有行人天橋的所有部分，該部分覆蓋的區域即隨附於批地文件之ST3194-D1g號圖則上被標記為粉紅加紅點的範圍（在高於香港主水平基準的15.1至20.0米內），以及位於該地段內的該行人天橋之支撐柱和構築物（現有行人天橋的該部分及該地段內的支撐柱和構築物，以及地段上方佔據前述水平之間空間的空域，在下文稱作「**行人天橋部分**」，就批地文件而言，該詞語包括對行人天橋部分的任何後續改建、翻新或置換）。

(b) 除批地文件規定外，承授人就保留地方和行人天橋部分概無享有權利、業權、擁有權、管有權或使用權，且不得作出或允許或容許作出任何行為而該等行為可能損害、干擾或阻礙行人天橋部份、保留地方、行人天橋（定義見批地文件第(31)條特別條件）或在保留地方已建造或擬建造之其他構築物。

(c) 對於任何法則或其他法則有關本特別條件第(a)分條下的豁除與保留，或因將保留地方用作供行人公用的行人天橋或其他用途，或將行人天橋部分用作供行人公用的行人天橋或其他用途，而引起的任何性質的責任、損失、損害賠償、申索、費用、訴訟、要求及法律程序，承授人及任何其他人士不得針對政府提出任何異議，擁有任何權利或提起任何申索，為免生疑問，特別條件中概無任何內容可被解釋為構成或設立政府對承授人或任何人士負有任何類型的義務，將保留地方、行人天橋（定義見批地文件第(31)條特別條件）或行人天橋部分用作或指定為供行人公用。」

行人天橋

7. 批地文件第(31)條特別條件規定：-

「(a) 承授人須：

(i) 在2008年9月30日當日或之前，使用署長全權酌情要求的材料及依據全權酌情要求的水平、標準及設計，並根據第(35)(a)條特別條件下批准的圖則，自費及在所有方面令署長滿意地透過良好專業的方式建造、建築和提供單層有蓋行人天橋，其內部淨寬不得小於3米、通行高度不得小於2.5米，以及保留地方之內的連接處、支撐物、開口及樓梯平台，用以在隨附於批地文件之ST3194-D1g號圖則上被標記並顯示為X1及Y1的點（或署長批准的其他點）連接通道地方及沙田市地段第87號，以便在所有時間可保持行人能隨時自由及不受干擾地透過該行人天橋從通道地方前往沙田市地段第87號，以及（若署長全權酌情認為適當）從沙田市地段第87號前往通道地方（該行人天橋（包括署長要求或批准在保留地方內建造、安裝和提供的相關照明設備、通風設施、抽氣管道、構築物、設備、器具、機器、裝備和設施）以及由署長全權酌情決定（該確定須為最終決定並對承批人具有約束力）專門用於該行人天橋的任何其他地方、設施、設備及裝置在下文統稱「**行人天橋**」）；及

(ii) 以令地政署署長滿意的方式，自費維持保留地方以及在該地方建造、安裝及提供的所有構築物、設備、器具、裝備和設施（包括行人天橋），直至根據批地文件第(32)條特別條件將前述各項的管有權移交或重新移交予政府為止，且不得損害批地文件第(42)條特別條件。

Summary of Land Grant

批地文件的摘要

(b) 承授人須在2008年9月30日當日或之前自費及在所有方面令署長滿意地：

- (i) 根據署長要求或批准的水平、使用要求或批准的材料及依據要求或批准的標準及設計，開展及完成所有必要的建築、連接和其他工程，以在隨附於批地文件之ST3194-Dlg號圖則上顯示的X1及Y1點之間將行人天橋與沙田市地段第87號上建設的建築連接（下文簡稱「前述相鄰建築」），以使行人天橋的所有結構支撐物完全位於及坐落於地段內，包括但不限於根據署長要求或批准，用於收容或連接行人天橋的前述相鄰建築之相關部分牆面或構築物的拆除或拆卸，或前述相鄰建築相關部分的修改或改建或工程，以確保在前述相鄰建築（在隨附於批地文件之ST3194-Dlg號圖則上標為灰色）的現有走道（下文統稱「前述現有走道」）和行人天橋之間提供有蓋行人通道；及
- (ii) 在該日期後視乎需要開展恢復工作，包括署長全權酌情要求為行人天橋或受到本特別條件第(b)(i)分條下工程影響之前述相鄰建築開展的修復工作。

第(b)分條下要求開展的建設、連接、修改、改建、修復及其他工程在下文統稱「前述連接工程」。

保留地方使用限制

8. 批地文件第(33)條特別條件規定：-

「承授人不得未經署長書面同意，擅自將保留地方用作儲存或興建任何臨時構築物，但為執行批地文件第(31)條特別條件規定之工程除外。」

公共道路

9. 批地文件第(5)(a)條特別條件規定：-

「承授人須：-

- (i) 在本協議之日起的55個公曆月內或署長批准的相關延展期限內，根據署長批准或要求的標準、級別、水平及設計，使用其批准或要求的材料及根據批准或要求的方式，自費及在所有方面令署長滿意地鋪設、建造、提供、施工及修改（包括提供及建造署長全權酌情要求的橋樑、管道、立交橋、橋下通道、迴旋處、暗渠、高架橋、天橋、路面、停車處或其他相關構築物，以承載建築、車輛及行人交通）隨附於本協議之ST3194-Dlg號圖則上所示並標綠色的相關部分之現有及規劃公共道路（隨附於本協議之ST3194-Dlg號圖則上被標記為綠色，並有待鋪設、建造、提供、施工及修改現有及規劃公共道路的相關部分，包括根據第(5)(a)條特別條件在前述公共道路上建造、安裝、提供，或有待建造、安裝或提供的所有支撐柱和構築物，以及任何橋樑、管道、立交橋、橋下通道、迴旋處、暗渠、高架橋、天橋、路面、停車處、設施、表面、集水溝、下水道、排水道、消防栓、街燈、交通標誌、街道設施、道路標誌、設備以及其他構築物，下文統稱「公共道路」）；
- (ii) 在本協議之日起的55個公曆月內或署長批准的相關延展期限內，根據署長的要求，自費及在所有方面令署長滿意地鋪設公共道路之路面、管道及路邊石，並為公共道路提供根據署長的要求的集水溝、下水道、排水道、通過管道接駁至總水管的消防栓、街燈、交通標誌、街道設施及道路標誌；及
- (iii) 自費及在所有方面令署長滿意地維持公共道路，直至根據批地文件第(6)條特別條件移交公共道路的管有權為止。」

10. 批地文件第(6)條特別條件規定：-

「公共道路須在要求下移交予政府，以及在署長發出一份表明批地文件的遵守情況已令其滿意之信函的當日，應被視為由承授人移交予政府。承授人須在管有公共道路的任何時間內，允許所有政府和公共車輛及行人自由出入及使用公共道路，並確保該等出入不受到工程開展（不論是否在本協議第(5)(a)條特別條件或其他條款之下開展）的干擾或阻礙。」

建造排水渠與水道

11. 批地文件第(71)條特別條件規定：-

「如署長認為有必要攔截該地段降落或流入的暴雨水或雨水，並將其輸送至最近的河道、積水井、水道或暴雨水排水渠，承授人須自費建造與維持令署長滿意的排水渠與水道（不論排水渠與水道是否在該地段或政

府土地界線範圍內），且承批人須單獨就因暴雨水或雨水所致任何損害或滋擾引發的所有訴訟、申索及索求承擔責任，並向政府及政府官員提供彌償。」

有蓋行人天橋與行人走道

12. 批地文件第(82)(a)、(b)、(d)、(e)、(f)、(h)、(i)、(l)及(m)條特別條件規定：-

「(a)承授人須在2008年9月30日當日或之前，在隨附於本協議之ST3194-Dlg號圖則所示大致位置及標為「擬建行人天橋」的位置或署長批准的其他位置，自費並在所有方面令署長滿意地建造單層有蓋行人天橋及所有支撐與連接（包括署長全權酌情決定後認為今後擴建該有蓋行人天橋時必要的任何支撐與連接），從而將該地段與樂景街另一側的地面連接。建造該有蓋行人天橋時必須使用署長要求或批准的材料並符合其規定或批准的標準、級別、走向、規劃及設計，包括但不限於提供及建造署長全權酌情要求的支撐、斜坡、附屬樓梯、樓梯平台（包括連接樂景街另一側街面的樓梯及樓梯平台）、自動扶手電梯、電梯及外內固定裝置及配件及照明（上述有蓋行人天橋包含署長要求或批准的相關支撐、連接、斜坡、附屬樓梯、樓梯平台、自動扶手電梯、電梯及外內固定裝置及配件及照明（但不包括本特別條件第(b)分條中提述的行人走道），下文統稱為「有蓋行人天橋」，該表述包括經署長批准或要求作出的任何修改或更換而不論是根據本特別條件第(i)分條或其他條款）。有蓋行人天橋的內部淨寬不少於3米，內部淨空至少為2.5米，高出路面的垂直淨空不少於5.1米。就批地文件之條件而言，署長就地面、街面及路面之構成所作決定對承授人具有最終約束力。

(b) 承授人須在2008年9月30日當日或之前，在署長批准的位置，使用其批准的材料並按其批准的方式、標準、級別、走向與設計，自費並在所有方面令署長滿意地在該地段範圍內建造與提供一條行人走道（以及署長可能要求的樓梯、斜坡、照明、自動扶手電梯及電梯），從而在該地段內將蓋行人天橋與街面連接（下文稱為「行人走道」，該表述包括經署長批准或要求作出的任何修改或更換而不論是根據本特別條件第(i)分條或其他條款）。

(d) (i) 有蓋行人天橋只能作所有公眾步行或乘坐輪椅通過之用，不得用於除此之外的其他目的。

(ii) 承授人不得自行使用或准許或任由他人將有蓋行人天橋內部或外部的任何部分用於張貼廣告，或展示任何標誌、通知或海報，除非署長另行批准或要求如此作為。

(iii) 承授人不得自行或准許或容許他人在有蓋行人天橋上作出任何構成或給有蓋行人天橋下方任何通行行人或車輛，或任何毗鄰或附近地段或處所的任何業主或住戶，造成任何滋擾或煩擾或給其造成不便或損害的事情。

(iv) 承授人在批地文件同意授予之年期內須全天允許公眾出於合法目的自由來回步行，或乘坐輪椅沿著、來回、通過、上下有蓋行人天橋與行人走道及其任何部分，而不收取任何性質的費用。

(e) 承授人須在批地文件同意授予之年期內自費並在所有方面令署長滿意地管理與維持有蓋行人天橋，保證其修葺良好堅固（包括但不限於維持有蓋行人天橋良好的照明，讓行人往來安全），直至承批人依據本特別條件第(g)分條將有蓋行人天橋交由政府管有為止。為免生疑問，承批人依據本特別條件第(g)分條按將有蓋行人天橋任何部分重新移交至政府，不會影響承批人依據第(e)分條履行維持有蓋行人天橋餘下部分或數部分之義務，亦不會損害政府就承授人有關於已移交的部分或數部分的有蓋行人天橋之義務的先前違反、不履行或不遵守而享有的權利或補償。

(f) 承授人須在批地文件同意授予之年期內，自費並在所有方面令署長滿意地管理與維持行人走道，保證其修葺良好堅固（包括但不限於維持行人走道良好的照明，讓行人往來安全）。

(h) 凡因承授人、其受僱人、工人及承包商在建造、修改、修葺與維護有蓋行人天橋與行人走道或其任何部分和建築任何其他有蓋行人天橋及或其他行人走道以更換有蓋行人天橋與行人走道時的任何作為或不作為與之相關，以致政府、政府官員、代理、承包商、工人或其他經正式授權之人士招致任何性質的法律責任、訴訟、法律程序、費用、申索、開支、損失、損害賠償、收費及索求，承批人須就此彌償政府、政府官員、代理、承包商、工人或其他經正式授權之人士。

- (i) 若因再發展該地段或其任何部分而需拆除有蓋行人天橋與行人走道或其任何部分時，承授人須：-
- (i) 在署長要求的時限內，使用其批准或要求的方式並按其批准或要求的材料設計、規劃、尺寸及標準，自費並令署長滿意地在署長要求或批准的位置、級別及走向，更換並完成新的有蓋行人天橋（包括署長要求或批准的相關支撐、連接、斜坡、附屬樓梯、樓梯平台、自動扶手電梯、電梯、外內固定裝置、配件及照明）與新的行人走道（以及署長要求或批准的樓梯、斜坡、照明、自動扶手電梯及電梯）或其相關部分（視具體情況而定）；及
- (ii) 在拆除有蓋行人天橋或行人走道或其任何部分之前，使用署長批准或要求的設計與材料並按其批准或要求的寬度、級別及位置，自費並在所有方面令署長滿意地建造和提供臨時行人天橋與臨時行人走道，且之後須自費對其進行維護，直至新的有蓋行人天橋或新的行人走道或其任何部分竣工為止。

就上文第(i)(i)和(ii)分條而言，「**有蓋行人天橋**」指為更換有蓋行人天橋而建造的新有蓋行人天橋；「**行人走道**」指為更換「行人走道」而建造的新行人走道。

- (l) 出於視察、檢查和監督承授人是否按照本特別條件開展工作或履行義務之目的，並為開展、視察、檢查和監督本特別條件第(c)分條項下之工作和署長認為與有蓋行人天橋相關而必須進行的任何其他工作（包括但不限於根據本特別條件第(g)分條移交政府管有有蓋行人天橋後，對有蓋行人天橋進行維護、修改、修葺、更換及更新）之目的，政府、政府官員、代理、承包商、工人或其他經正式授權之人士有權在批地文件同意授予之年內，自由並不受阻礙地進出與返回該地段或其任何部分以及該地段內已建或擬建的建築物。政府、政府官員、代理、承包商、工人或其他經正式授權之人士概不就其履行該分條所授予進入權而使承批人招致或蒙受或附帶產生的任何申索、索求、訴訟、法律程序、損失、損害賠償、滋擾或干擾承擔任何法律責任，且承批人不得就任何上述申索、索求、訴訟、法律程序、損失、損害賠償、滋擾或干擾向政府、政府官員、代理、承包商、工人或其他經正式授權之人士提出申索。
- (m) 承授人不得准許或容許任何小販在該地段與有蓋行人天橋及行人走道內擺賣，如發現任何小販在上述範圍內擺賣則予以驅逐。承批人須在該地段所有出入口顯眼位置張貼告示，明文禁止小販在該地段擺賣。就批地文件而言，「小販」定義見《公眾衛生及市政條例》（經任何後續立法修訂）第2條，惟就本特別條件而言，應將該定義第(a)段中「在任何公共場所」之表述省略，代之以「在該地段與有蓋行人天橋及行人走道範圍內。」

E. 有關承授人在該地段內外鋪設、塑造或作環境美化的任何範圍，或興建或維持任何構築物或設施的責任

發展條件

13. 批地文件第(10)(a)條特別條件規定：-

「受批地文件之規限，當該地段或其任何部分進行發展或再發展（僅指第(6)條一般條件擬定的再發展）：

- (a) 承授人須根據批地文件在該地段安裝、建造、提供與維護：-
- (i) 作鐵路用途的九鐵設施及樓宇（下文統稱為「**九鐵綜合大樓**」），包括但不限於九鐵鐵路車場（下文稱為「**九鐵車場**」），惟九鐵綜合大樓任何部分不得高出香港主水平基準以上16.5米，事先獲得地政總署署長（「**署長**」）書面批准除外；
- (ii) 按署長批准的尺寸、級別、地點及位置建造的高架建築物平台（下文稱為「**高架建築物平台**」），惟須對該地段不少於23,340平方米的地盤面積（或經署長書面批准的較少面積）進行裝飾，且高架建築物平台及所有附屬或相關構築物或其組成部分的設計、高度、規格及建造（包括使用的材料）同樣須經過署長書面批准；
- (iii) 高出香港主水平基準以上16.5米的非工業建築物（酒店及倉庫除外）（下文稱為「**非工業發展項目**」）；
- (iv) 非工業發展項目範圍內及高架建築物平台上方的私人住宅樓宇，其樓面總面積不超120,900平方米且不少於72,540平方米及

包含住宅單位不超過1,560戶（該樓宇在下文稱為「**住宅發展項目**」）；及

- (v) 非工業發展項目範圍內及高架建築物平台上方的商業大廈與設施（辦公大廈除外），其樓面總面積不超2,000平方米且不少於1,200平方米（大廈與設施在下文稱為「**商業發展項目**」）；及
- (vi) 按署長書面要求或批准的設計、尺寸、材料、級別、地點、位置及標準建造的隔音板或隔音屏，緩解潛在的道路交通及鐵路噪音問題並令署長滿意。」

建造契諾

14. 批地文件第(12)條特別條件規定：-

「承授人透過在該地段建造建築物發展該地段時，必須在各方面遵守批地文件及當前或可能隨時於香港生效的所有關於建築物、環境衛生及規劃之條例、細則及法規，該等建築物須在2008年9月30日當日或之前完成且適合佔用。」

總體景觀提案

15. 批地文件第(20)(c)條特別條件規定：-

「發展或再發展該地段時，承授人須按批准的總體提案對該地段進行景觀美化，未經署長書面同意，不得進行任何修訂、更改、變動、修改或替換。」

提供售樓處與示範單位

16. 批地文件第(22)條特別條件規定：-

「儘管批地文件第(10)條特別條件准許最大建築物面總面積，但承授人可在該地段部分或數部分地區建造單獨的臨時構築物用作售樓處及示範單位，並按照批地文件開展銷售該地段已建或擬建建築物或其任何部分的營銷活動，惟售樓處與示範單位及相關營銷活動之規模及營運期限必須事先經過署長書面批准，並受署長全權酌情決定認為適宜實施的相關條款及條件之規限。」

康樂設施

17. 批地文件第(23)(a)和(b)條特別條件規定：-

「(a) 經署長書面批准後，承授人可以在該地段範圍內興建、建造並提供該等康樂設施及其附屬設施（下文統稱為「**設施**」）。設施的類型、尺寸、設計、高度與規劃也必須經署長事先書面批准。

(b) 按照本特別條件第(a)分條提供之設施僅供該地段範圍內已建或擬建住宅區的任何一位或多位居民及其真正訪客使用，其他任何人士不得使用。」

看守員與管理員的辦公處所

18. 批地文件第(24)(a)(ii)條特別條件規定：

在該地段向看守員或管理員或兩者提供的辦公處所不得用作除看守員或管理員或兩者（在該地段全職且必要受僱）辦公處所之外的任何其他目的。

看守員與管理員宿舍

19. 批地文件第(25)(a)(iii)條特別條件規定：

在該地段向看守員或管理員或兩者提供的宿舍不得用作除看守員或管理員或兩者（在該地段全職且必要受僱）宿舍之外的任何其他目的。

業主公司／業主委員會

20. 批地文件第(26)(a)(i)條特別條件規定：

可在該地段範圍內為業主立案法團或業主委員會提供一間辦公室，供已組成或擬組成的業主立案法團或業主委員會就該地段和在該地段已建或擬建建築物召開會議或開展管理工作使用。

休憩用地

21. 批地文件第(27)條特別條件規定：-

「承授人須自費並在所有方面令署長滿意地提供並在之後維護高架建築

Summary of Land Grant

批地文件的摘要

物平台上不少於10,400平方米的休憩用地，該休憩用地僅供該地段上住宅發展項目的居民與住戶及其真正賓客或訪客適當的休閒娛樂目的之用，而不得用於其他任何目的。須按署長的要求並在所有方面令其滿意地確定上述休憩用地之地址、結構、服務、景觀、綠化、處理及提供相關設備與設施。」

垃圾收集系統

22. 批地文件第(28)條特別條件規定：-

「承受人需自費並令食物環境衛生署署長滿意地提供與維護該地段的綜合垃圾收集系統設施。」

停車要求

23. 批地文件第(56)(a)、(b)、(c)、(d)、(e)和(f)條特別條件規定：-

「(a)須在非工業發展項目範圍內提供令署長滿意的汽車車位：

- (i) 按非工業發展項目範圍內的地段上已建或擬建建築物中每六個住宅單位或其部分對一個車位的比率（下文統稱為「住宅車位」）；及
- (ii) 按非工業發展項目範圍內的地段上已建或擬建建築物每240平方米樓面總面積或其部分對一個用於商業目的的車位的比率（不包括停車或裝卸時使用的任何樓面面積）。

提供的每個車位面積應為寬2.5米、長5.0米，最小淨空高度為2.4米。所提供的車位只能用於停泊依照《道路交通條例》領有牌照，且歸非工業發展項目範圍內的地段上已建或擬建建築物之居民或住戶及其真正賓客與訪客所有的汽車，而不能用於其他目的，特別是上述車位不得用於存放、陳列或展示供銷售或其他目的之車輛。

(b) 除本特別條件第(a)分條規定的車位外，還須在非工業發展項目範圍內提供令署長滿意的車位，按非工業發展項目範圍內的地段上已建或擬建每個住宅大廈對五個車位的比率供其停車使用。提供的每個車位面積應為寬2.5米、長5.0米，最小淨空高度為2.4米。所提供的車位只能用於停泊依照《道路交通條例》領有牌照，且歸非工業發展項目範圍內的地段上已建或擬建建築物之居民的真正賓客或被邀請者所有的汽車，而不能用於其他目的，特別是上述車位不得用於存放、陳列或展示供銷售或其他目的之車輛。

(c) 須在非工業發展項目範圍內，按本特別條件第(a)分條（依據本特別條件第(g)分條可予增加或減少）以及本特別條件第(b)分條規定的車位總數量百分之五的比率，提供令署長滿意的電單車停泊車位，惟按上述比率需要提供的最小車位數量是一個小數，則須四捨五入到下一個整數。提供的每個車位面積應為寬1.0米、長2.4米，最小淨空高度為2.3米。所提供的車位不得用於任何目的除了停泊依照《道路交通條例》領有牌照而歸屬於在非工業開發項目範圍內的該地段上已建或擬建的建築物居民或用戶及其真正賓客及訪客所有的電單車。

(d) 須在非工業發展項目範圍內，按在非工業開發項目範圍內的該地段上擬建的建築物中每十個住宅單位或其部分對一個車位的比率，提供令署長滿意的單車停泊車位。所提供的車位不得用於任何目的除了停泊歸屬於在非工業開發項目範圍內的該地段上已建或擬建的建築物居民，以及其真正賓客及訪客所有的單車。

(e) 須在非工業發展項目範圍內提供令署長滿意的汽車裝卸停泊車位：

- (i) 按每800個住宅單位或其部分對一個車位的比率，在非工業開發項目範圍內的該地段上已建或擬建的各住宅大廈至少有一個裝卸車位，該裝卸車位將位於各住宅區附近或範圍以內；及
- (ii) 按非工業開發項目範圍內的該地段上已建或擬建的建築物中每1,000平方米樓面總面積或其部分對一個用於商業目的的車位的比率（不包括用於停泊或裝卸目的之任何樓面面積）；

所提供的車位面積測得3.5米x11.0米，最小淨空高度為4.1米。所提供的車位不得用於除裝卸與上述建築物相關的汽車以外的任何目的。

(f) 須在非工業發展項目範圍內提供一個令署長滿意的裝卸垃圾車停泊車位。所提供的車位最小測量面積為12.0米x 5.0米，車輛進入及裝載作業的最小淨空高度分別為3.8米及4.5米，且不得用於除裝卸垃圾車以外的任何目的。所提供的車位須按進入或離開該地段的方式

佈局，車輛不得從鄰近該地段的道路反向移動，或反向移動至該道路。」

F. 對買方造成負擔的租用條件

保養

24. 批地文件第(6)條一般條件規定：-

「(a)承受人須在整個租賃期間依據批地文件（定義見第12條一般條件）興建或重建（該詞指下文第(b)分條預期進行的再開發項目）：

- (i) 依據獲批准的設計、規劃或高度，以及獲批准的任何建築圖則（不經修改或修訂）保養所有建築物；及
- (ii) 保養已興建或依據批地文件或批地文件的任何後續合約變更隨後將要興建的所有建築物，使建築物處於良好堅固修葺及狀況，並在租賃屆滿或提早終止之時以同樣的修葺狀況交回所有建築物。

(b) 如果在租賃期間任何時間拆除任何當時位於該地段或其任何部分的建築物，則承受人須用同等類型良好堅固的建築物且不低於樓面總面積的建築物，或獲得署長批准的類型及價值的建築物來替換。如果發生上述拆除，承受人須在拆除一個公曆月內，就開展該地段再開發項目建築工程向署長申請同意書，並在收到該同意書後三個公曆月內開始再開發項目的必要工程，並在署長規定的時間限制內完成令署長滿意的再開發項目。」

沙田區污水處理工程第III階段第II期擴建工程的完工或試運行概無保證

25. 批地文件第(13)條特別條件規定：-

「(a)承受人明確承認其在購買該地段時完全知悉沙田區污水處理工程第III階段第II期擴建工程（下文稱為「**上述污水處理工程**」）存在未開展試運行或未完工的風險，或延遲試運行或完工的風險，且在該地段上將要興建的任何建築物是否適合佔用可能會因此受到影響。

(b) 儘管批地文件已有任何規定，政府未就上述污水處理工程是否以及何時開展試運行或完工而提供任何明示或暗示的擔保或聲明，且政府無須對承受人或任何人士就上述污水處理工程的試運行或完工在任何方面承擔任何責任、法律責任或義務。

(c) 為免生疑問，如果上述污水處理工程未開展試運行或未完工，或因任何原因延遲試運行或完工，承受人在批地文件條件（包括但不限於批地文件第(12)條特別條件）下的義務及法律責任不得在任何方面予以解除、消除、減少或削減。」

保護樹木

26. 批地文件第(19)條特別條件規定：-

「未經署長事先書面同意，不得擅自干擾地段或其旁邊生長的任何樹木，而署長若給予同意，可就移栽、補償美化或重植工程施加其認為合適的條件。」

外牆批盪及牆體結構等的維護

27. 批地文件第(44)條特別條件規定：-

「(a)承受人須在本協議同意授予的期限內，自費維護在所有方面令署長滿意的下列物件（下稱「物件」）：

- (i) 行人天橋周圍、上及下所有牆、柱、樑、天花、天台板、地板的所有結構及任何其他結構項件；
- (ii) 行人天橋及該地段餘下開發項目專用系統的所有建築物服務裝置、機器及設備（包括但不限於手提及非手提消防裝置與設備）；
- (iii) 所有其他行人天橋及該地段餘下開發項目專用部份及設施。

(b) 凡因承受人未能維護物件引起或導致的任何性質的所有法律責任、損害、開支、申索、成本、要求、開支、訴訟及法律程序，承受人須彌償政府，並使之得到彌償。」

Summary of Land Grant

批地文件的摘要

支撐、通氣權利及通道權等

28. 批地文件第(45)條特別條件規定：-

「下列各項為政府所保留的權利，並且不得向政府收取任何費用：

- (a) 有關該地段以及就天橋部分、保留地方和行人天橋部分已建造或將建造的建築物與結構及建於或將建於保留地方的任何其他結構上的遮蔭、支撐及保護的所有權利；及
- (b) 透過該地段或任何建築物結構，以及該地段上的架設物或任何一個或多個部份鋪設或擬鋪設或通過的任何排水渠、管道、電線、電纜、污水渠、排水溝、導管、廢氣管、溝渠、水道及其他傳輸媒介，而使燃氣、電力、用水、污水或其他排出的氣體、電話線路及其他服務免費自由通過及往來於天橋部分、保留地方及其上任何一個或多個部份之間的權利，以及隨時更換、轉移、改變、重新鋪設或恢復天橋部分、保留地方或其任何部份任何專享服務的權利；及
- (c) 政府、政府官員、僱工、代理、承包商及其工人和委任的任何其他人士不論是否擁有工具、車輛或設備隨時自由進出和返回該地段及建於或將建於該地段的任何建築物或結構的權利，其目的為對天橋部分、保留部分、行人天橋部分及於保留部分內已建或將建的任何其他結構之使用、享用及經營或檢測、興建、維護、維修、修改、更新或更換，或行使政府任何其他有關的權利或開展有關的任何其他工程的權利；政府、政府官員、僱工、代理、承包商及其工人和委任的任何其他人士概不就履行本特別條件所授予進出及返回的權利而使承批人招致或蒙受或附帶產生任何損失、損害、滋擾或干擾承擔法律責任，且承批人不得就上述任何損失、損害、滋擾或干擾向政府、政府官員、僱工、代理、承包商及其工人和委任的任何其他人士提出索賠；及
- (d) 天橋部分及保留地方之間的通道權利，以及署長認為有須要或合宜的其他權利、特權及地役權。」

關於住宅車位的轉讓限制

29. 批地文件第(58)條特別條件規定：-

「(a) 根據第(56)條特別條件，於該地段內提供的住宅車位除停泊於非工業發展項目範圍內的該地段上建造或將建造建築物的住宅單位居民及其真正賓客與訪客車輛外，不得用於其他任何用途，而且須在第(59)條特別條件中提述的經批准車位佈局圖則上標明。

- (b) 除非獲得署長事先書面同意，否則住宅車位不得：
 - (i) 轉讓，除非：
 - (I) 住宅車位是與該地段的不可分割份數一併轉讓，而該不可分割份數授予獨自使用和管有建於或將建於非工業發展項目範圍內的該地段上的建築物中的一個或多個住宅單位；或
 - (II) 住宅車位是轉讓予已經身為該地段不可分割份數的擁有人，並有權獨自使用和管有建於或將建於非工業發展項目範圍內的該地段上的建築物中的一個或多個住宅單位；或
 - (ii) 轉租，除非建於或將建於非工業發展項目範圍內的該地段上的建築物中的住宅單位的居民

惟在未獲署長事先書面同意的任何情況下，不得向任何一個住宅單位的業主或居民轉讓或轉租超過三個住宅車位。

- (c) 本特別條件的第(b)分條不適用於：
 - (i) 根據第(52)條特別條件進行的轉讓；或
 - (ii) 轉讓於該地段內分配到所有住宅車位並授予獨自使用和管有全部住宅車位的該地段的不可分割份數額。」

渠務保留地

30. 批地文件第(70)條特別條件規定：-

「(a) (i) 在不抵觸特別條件第(a)(ii)分條的前提下，不得在本協議隨附之ST3194-D1g號圖則上粉紅加斜影黑線、粉紅加斜影黑線與斜

影紅線，以及粉紅粉紅加斜影黑線與黑點的渠務保留地（下稱「渠務保留地」）區域之上、之下、上方、下方或內部建造、安裝、安置或維持任何建築物或構築物或任何建築物或構築物的支撐物（下稱「准許建築物」），署長特別書面批准者除外。

- (ii) 即使本特別條件第(a)(i)分條已有規定，可在與渠務保留地地面向上延伸的間距高度不超過5.1米的情況下在渠務保留地之上或上方建造、安裝、安置或維持任何建築物或構築物或任何建築物或構築物的支撐物，惟准許架構除外。就本特別條件而言，署長就地面構成所作決定對承批人具有最終約束力。
- (b) 署長、其高級人員、承包商及其工人（不論是否使用工具、設備、機械或車輛）均有權為鋪設、檢查、維護、維修、更改、更新或更換渠務保留地內的任何新修或已有下水道、污水渠、通道、排水設施及其他服務設施而自由進入或往返於該地段或其任何部分。署長、其高級人員、承包商或其工人概不對因其行使特別條件下所賦予進入及往返權而使承批人招致或蒙受或附帶產生任何損失、損害、滋擾或干擾承擔任何責任，且承批人不得就相關損失、損害、滋擾或干擾針對上述人士提起申索。
- (c) 在不損害署長、其高級人員、承包商及其工人在本特別條件第(b)分條項下權利的前提下，署長可隨時且不時要求承批人鋪設、檢查、維護、維修、更改、更新或更換渠務保留地內的任何新修或已有下水道、污水渠、通道、排水設施及其他服務設施，承批人須完成上述要求並令署長滿意，惟政府須承擔可能由署長決定的工程合理費用，而署長的決定對承批人具有最終約束力。」

Information on Public Facilities and Public Open Spaces

公共設施及公眾休憩用地的資料

- A. Facilities that are required under the land grant to be constructed and provided for the Government, or for public use
1. Description
- (a) The Public Roads as referred to in Special Condition No. (5)(a) of the Land Grant.
 - (b) The Passage Areas as referred to in Special Condition No. (29)(a) of the Land Grant.
 - (c) The taxi and bus lay-bys as referred to in Special Condition No. (29)(b) of the Land Grant.
 - (d) The Pedestrian Footbridge as referred to in Special Condition No. (31)(a) of the Land Grant.
 - (e) The connection works as referred to in Special Condition No. (31)(b) of the Land Grant.
 - (f) The Covered Footbridge as referred to in Special Condition No. (82)(a) of the Land Grant.
 - (g) The Pedestrian Walkway as referred to in Special Condition No. (82)(b) of the Land Grant.
2. The general public has the right to use the facilities mentioned in paragraphs 1(a), (b), (c), (d), (f) and (g) in accordance with the Land Grant.
- B. Facilities that are required under the land grant to be managed, operated or maintained for public use at the expense of the owners of the residential properties in the development
3. Description
- (a) The Public Roads as referred to in Special Condition No. (5)(a) of the Land Grant (until taken over by the Government).
 - (b) The Passage Areas as referred to in Special Condition No. (29)(a) of the Land Grant.
 - (c) The Reserved Area as referred to in Special Condition No. (30)(a) of the Land Grant (until the same is delivered or re-delivered to the Government in accordance with Special Condition No.(32) of the Land Grant).
 - (d) The Pedestrian Footbridge as referred to in Special Condition No. (31)(a) of the Land Grant (until the same is delivered or re-delivered to the Government in accordance with Special Condition No.(32) of the Land Grant).
 - (e) The connection works as referred to in Special Condition No. (31)(b) of the Land Grant (until the same is delivered or re-delivered to the Government in accordance with Special Condition No.(32) of the Land Grant).
 - (f) The Items as referred to in Special Condition No. (44)(a) of the Land Grant.
 - (g) The Covered Footbridge as referred to in Special Condition No. (82)(a) of the Land Grant (to the extent that the same or part or parts thereof has not been delivered to the Government in accordance with Special Condition No. (82)(g) of the Land Grant)
 - (h) The Pedestrian Walkway as referred to in Special Condition No. (82)(b) of the Land Grant.
4. The general public has the right to use the facilities mentioned in paragraphs 3(a), (b), (d), (g) and (h) in accordance with the Land Grant.
5. The facilities are required to be managed, operated or maintained at the expense of the owners of the residential properties in the Development.
6. The owners are required to meet a proportion of the expense of managing, operating or maintaining the facilities through the management expenses apportioned to the residential properties concerned.
- C. Open space that is required under the land grant to be managed, operated or maintained for public use at the expense of the owners of the residential properties in the development
7. Not applicable.
- D. Any part of the land (on which the development is situated) that is dedicated to the public for the purposes of Regulation 22(1) of the Building (Planning) Regulations (Cap. 123 sub. Leg. F)
8. Not applicable.
- E. Provisions of the Land Grant that concern those facilities and open spaces, and those parts of the land

Special Condition No.	Provisions of the Land Grant
(5)(a)	<p>The Grantee shall:-</p> <p>(i) within 55 calendar months from the date of this Agreement or such extended time limit as may be approved by the Director, at his own expense and in all respects to the satisfaction of the Director lay, form, provide, construct and alter in such manner with such materials and to such standards, levels, alignment and design as the Director shall approve or require, (including the provision and construction of such bridges, tunnels, over-passes, under-passes, roundabouts, culverts, viaducts, flyovers, payments, lay-bys or such other structures as the Director in his sole discretion may require, so that building, vehicular and pedestrian traffic may be carried thereon) those portions of existing and future public roads shown and coloured green on Plan No. ST3194-Dlg annexed hereto (such portions of existing and future public roads shown coloured green on Plan No. ST3194-Dlg annexed hereto to be laid, formed, provided, constructed and altered including all supporting columns and structures and any bridges, tunnels, over-passes, under-passes, roundabouts, culverts, viaducts, flyovers, payments, lay-bys, services, surfaces, gullies, sewers, drains, fire hydrants, street lights, traffic signs, street furniture, road markings, plant and other structures constructed, installed or provided or to be constructed, installed or provided thereon or therein in accordance with this Special Condition No.(5)(a) being hereinafter collectively referred to as “the Public Roads”);</p>

Information on Public Facilities and Public Open Spaces

公共設施及公眾休憩用地的資料

Special Condition No.	Provisions of the Land Grant	Special Condition No.	Provisions of the Land Grant
(5)(a)	<p>The Grantee shall:-</p> <p>(ii) within 55 calendar months from the date of this Agreement or such extended time as may be approved by the Director, at his own expense and to the satisfaction of the Director surface, kerb and channel the Public Roads and provide the same with such gullies, sewers, drains, fire hydrants with pipes connected to water mains, street lights, traffic signs, street furniture and road markings as the Director may require; and</p> <p>(iii) maintain at his own expense the Public Roads to the satisfaction of the Director until such time as possession of the Public Roads have been delivered in accordance with Special Condition No. (6) hereof.</p>		<p>(c) The Grantee shall throughout the whole term hereby agreed to be granted at his own expense manage and maintain in good and substantial condition and repair to the satisfaction of the Director the Passage Areas and the said lay-bys.</p> <p>(d) The Grantee shall throughout the whole term hereby agreed to be granted:</p> <p>(i) keep the said lay-bys open for picking up and setting down of passengers from taxis and buses on or from Public Roads free of charge 24 hours a day (or otherwise at such hours and days as the Director may at his absolute discretion and from time to time decide) subject to such condition (if any) as the Director may at his absolute discretion and from time to time require and</p>
(6)	<p>The Public Roads shall be delivered to the Government on demand and in any event shall be deemed to have been delivered to the Government by the Grantee on the date of a letter from the Director indicating that these Conditions have been complied with to his satisfaction. The Grantee shall at all times while he is in possession of the Public Roads allow free access over and long the Public Roads for all Government and public vehicular and pedestrian traffic and shall ensure that such access shall not be interfered with or obstructed by the carrying out of the works whether under Special Condition No. (5)(a) hereof or otherwise.</p>	(29)	<p>(ii) keep the Passage Areas and the said lay-bys open for use by the public 24 hours a day free of charge including for avoidance of doubt the use of the same by the public for gaining access without any interruption to and from the Public Roads, the Reserved Area and the Pedestrian Footbridge referred to in Special Condition Nos.(30) and (31) hereof.</p> <p>(e) In the event of the non-fulfilment of the Grantee's obligation under sub-clauses (a) to (d) of this Special Condition within the said time limit specified by the Director the Government may carry out the necessary construction or maintenance works at the cost of the Grantee who shall pay to the Government on demand a sum equal to the cost thereof, such sum to be determined by the Director whose determination shall be final and binding upon the Grantee. For the purpose of carrying out the works aforesaid, the Government, its officers, agents, contractors, workmen or other duly authorized personnel shall have free and uninterrupted right at all reasonable times to enter into the lot or any part thereof and any building or buildings erected or to be erected thereon.</p>
(29)	<p>(a) The Grantee shall on or before the 30th day of September 2008 at his own expense and in all respects to the satisfaction of the Director lay, form, provide, construct and surface within the areas shown coloured pink hatched black stippled black and pink stippled black on Plan No. ST3194-Dlg annexed hereto at such levels and positions, in such manner, with such materials and at or to such standards alignment and design as the Director may require or approve a covered pedestrian walkway with a width not less than 3.0 metres together with such escalators, stairways, lifts for the disabled, internal and external fitting and fixtures, and lighting fittings as the Director shall in his sole discretion require (hereinafter collectively referred to as "the Passage Areas") to link up the Public Roads, the Reserved Area and the Pedestrian Footbridge referred to in Special Condition Nos. (5), (30) and (31) hereof respectively.</p> <p>(b) The Grantee shall within such time limit as shall be specified by the Director at his own expense and in all respects to the satisfaction of the Director lay, form, provide, construct and surface within the areas shown coloured pink hatched red and pink hatched black hatched red on Plan No. ST3194-Dlg annexed hereto at such level and positions, in such manner, with such material and at or to such standards, alignment and design as the Director may require or approve lay-bys for the picking up and setting down of passengers from taxis and buses on or from the Public Roads (hereinafter referred to as "the said lay-bys").</p>		

Information on Public Facilities and Public Open Spaces

公共設施及公眾休憩用地的資料

Special Condition No.	Provisions of the Land Grant	Special Condition No.	Provisions of the Land Grant
(30)	<p>(a) There are excepted and reserved unto the Government:</p> <p>(i) for the purpose of a pedestrian footbridge the portion of airspace above the surface of the Lot which airspace traverses over the areas shown coloured pink crossed hatched black on Plan No. ST3194-Dlg annexed hereto between the levels of 17.1 metres and 22.0 metres above the Hong Kong Principal Datum subject to such variation of the said levels as the Director may in his absolute discretion determine provided that the Director may not vary the said levels after the issue by the Director of a letter indicating that these Conditions have been complied with to his satisfaction (such portion of the airspace being hereinafter referred to as "the Reserved Area"); and</p> <p>(ii) all that portion of the existing footbridge linking Sha Tin Town Lot No. 87 to Sha Tin Race Course which portion traverses over the area shown coloured pink stippled red on Plan No. ST3194-Dlg annexed hereto between the levels of 15.1 metres and 20.0 metres above the Hong Kong Principal Datum and its supporting columns and structures within the Lot (such portion of the existing footbridge and its supporting columns and structures within the Lot and the airspace above the Lot occupied thereby between the said levels being hereinafter referred to as "the Footbridge Portion" which expression shall for the purpose of these Conditions include any subsequent alteration thereto or renewal or replacement thereof).</p> <p>(b) The Grantee shall have no rights, title, ownership, possession or use of the Reserved Area and the Footbridge Portion except as may be provided for in these Conditions and shall not do or permit or suffer anything to be done that may damage, interfere with or obstruct the Footbridge Portion or the Reserved Area or the Pedestrian Footbridge (as defined in Special Condition No. (31) hereof) or other structures erected or to be erected within the Reserved Area.</p>	(30)	<p>(c) Neither the Grantee nor any other person shall make any objection or have any right or claim to compensation against the Government whatsoever whether under any enactment or otherwise in respect of the exceptions and reservations under sub-clause (a) of this Special Condition or for any liabilities, loss, damages, claims, costs, actions, demands and proceedings of whatsoever nature howsoever caused arising out of or as a consequence of the use of the Reserved Area as a pedestrian footbridge for public pedestrian traffic or otherwise or the use of the Footbridge Portion for public pedestrian traffic or otherwise provided that for avoidance of doubt, nothing herein shall be construed as constituting or creating any obligation whatsoever by or on the part of the Government towards the Grantee or any persons to use or designate the Reserved Area or the Pedestrian Footbridge (as defined in Special Condition No. (31) hereof) or the Footbridge Portion for public pedestrian traffic.</p>
(31)	<p>(a) The Grantee shall:</p> <p>(i) on or before the 30th day of September 2008 at his own expense and in all respects to the satisfaction of the Director erect, construct and provide, in a good workmanlike manner with such materials and at such level, standards and design as the Director may in his absolute discretion require and in accordance with the plans approved under Special Condition No. (35)(a) hereof, a single-storey covered footbridge with a minimum internal clear width of 3 metres and a minimum clear headroom of 2.5 metres together with such connections, supports, openings and landings within the Reserved Area, to link up with the Passage Areas and Sha Tin Town Lot No. 87 at the points X1 and Y1 as shown and marked on Plan No. ST3194-Dlg annexed hereto or at such points as the Director may approve, so that free and uninterrupted pedestrian traffic by, over and along such footbridge from the Passage Areas to Sha Tin Town Lot No. 87 and vice versa can, if the Director may in his absolute discretion deem fit, be maintained at all times (such footbridge (including such lighting fixtures, ventilation plant, extract ductworks, structures, services, furniture, plant, equipment and facilities as the Director may require or approve to be constructed, installed and provided within the Reserved Area) together with any other areas, facilities, services and installations exclusive thereto as the Director may in his absolute discretion determine (whose determination shall be conclusive and binding on the Grantee) being hereinafter collectively referred to as "the Pedestrian Footbridge"); and</p>	(31)	<p>(a) The Grantee shall:</p> <p>(i) on or before the 30th day of September 2008 at his own expense and in all respects to the satisfaction of the Director erect, construct and provide, in a good workmanlike manner with such materials and at such level, standards and design as the Director may in his absolute discretion require and in accordance with the plans approved under Special Condition No. (35)(a) hereof, a single-storey covered footbridge with a minimum internal clear width of 3 metres and a minimum clear headroom of 2.5 metres together with such connections, supports, openings and landings within the Reserved Area, to link up with the Passage Areas and Sha Tin Town Lot No. 87 at the points X1 and Y1 as shown and marked on Plan No. ST3194-Dlg annexed hereto or at such points as the Director may approve, so that free and uninterrupted pedestrian traffic by, over and along such footbridge from the Passage Areas to Sha Tin Town Lot No. 87 and vice versa can, if the Director may in his absolute discretion deem fit, be maintained at all times (such footbridge (including such lighting fixtures, ventilation plant, extract ductworks, structures, services, furniture, plant, equipment and facilities as the Director may require or approve to be constructed, installed and provided within the Reserved Area) together with any other areas, facilities, services and installations exclusive thereto as the Director may in his absolute discretion determine (whose determination shall be conclusive and binding on the Grantee) being hereinafter collectively referred to as "the Pedestrian Footbridge"); and</p>

Information on Public Facilities and Public Open Spaces

公共設施及公眾休憩用地的資料

Special Condition No.	Provisions of the Land Grant	Special Condition No.	Provisions of the Land Grant
(31)	<p>(ii) thereafter carry out such reinstatement works as may be necessary including such reinstatement works as the Director may in his absolute discretion required to be carried out to the Pedestrian Footbridge and the said adjoining buildings which may be affected by the works under sub-clause (b)(i) of this Special Condition.</p> <p>The building, connection, modification, alteration, reinstatement and other works as required to be carried out under this sub-clause (b) are hereinafter referred to as “the said connection works”.</p>	(82)(a), (b), (d), (e), (f), (h), (i), (l) and (m)	<p>(b) The Grantee shall on or before the 30th day of September 2008 at his own expense and in all respects to the satisfaction of the Director construct and provide within the Lot a pedestrian walkway (together with such stairs, ramps, lightings, escalators and lifts as the Director may require) at such positions, in such manner, with such materials and to such standards, levels, alignment and designs as the Director may approve so as to link up the Covered Footbridge to the street level through the Lot (hereinafter referred to as “the Pedestrian Walkway” which expression shall include any alteration or replacement thereof as may be approved or required by the Director whether under sub-clause (i) of this Special Condition or otherwise).</p> <p>(d) (i) The Covered Footbridge shall not be used for any purpose other than for the passage of all members of the public on foot or by wheelchair.</p> <p>(ii) The Grantee shall not use or permit or suffer to be used any part of the Covered Footbridge either externally or internally for advertising or for the display of any signs, notices or posters whatsoever unless otherwise approved or required by the Director.</p> <p>(iii) The Grantee shall not do or permit or suffer to be done in the Covered Footbridge anything that may be or become a nuisance or annoyance or that may cause inconvenience or damage to any person or vehicle passing under the Covered Footbridge or to any owner or occupier of any adjacent or neighbouring lot or lots or premises.</p> <p>(iv) The Grantee shall at all times during the day or night throughout the term agreed to be granted under the Land Grant permit all members of the public for all lawful purposes freely and without payment of any nature whatsoever to pass and repass on foot or by wheelchair along, to, from, through, over, up and down the Covered Footbridge and the Pedestrian Walkway and any part thereof.</p> <p>(e) The Grantee shall at his own expense manage and maintain the Covered Footbridge in good and substantial repair and condition (including but not limited to keeping the Covered Footbridge illuminated so that pedestrian traffic may safely be carried thereon) in all respects to the satisfaction of the Director throughout the term agreed to be granted under the Land Grant until such time as possession of the Covered Footbridge has been delivered to the Government by the Grantee pursuant to sub-clause (g) of this Special Condition. For the avoidance of doubt, the re-delivery by the Grantee to the Government on demand pursuant to sub-clause (g) of this Special Condition of any part or parts of the Covered Footbridge shall not affect the obligation of the Grantee to maintain the remaining part or parts of the Covered Footbridge in accordance with this sub-clause (e) nor prejudice the rights and remedies of the Government in respect of any antecedent breach, non-performance or non-observance by the Grantee of his obligations relating to the part or parts of the Covered Footbridge delivered to the Government.</p>
(82)(a), (b), (d), (e), (f), (h), (i), (l) and (m)	<p>(a) The Grantee shall on or before the 30th day of September 2008 at his own expense and in all respects to the satisfaction of the Director construct one single storey covered footbridge together with all supports and connections (including any supports and connections which the Director in his absolute discretion considers necessary for any future extension to such covered footbridge) as shall be required or approved by the Director in the approximate position shown and marked “PROPOSED FOOTBRIDGE” on Plan No. ST3194-Dlg annexed hereto or at such other location as may be approved by the Director to connect the Lot to the opposite side of Lok King Street at ground level. Such covered footbridge shall be constructed with such materials and to such standards, levels, alignment, disposition and designs as shall be required or approved by the Director including but not limited to the provision and construction of such supports, ramps, associated staircases and landings (including such staircases and landings to connect to the street level on the other side of Lok King Street), escalators, lifts and such internal and external fittings and fixtures and such lighting fittings as the Director in his sole discretion may require (such covered footbridge including such supports, connections, ramps, associated staircases and landings, escalators, lifts, external and internal fittings and fixtures and lighting fittings as shall be required or approved by the Director (but excluding the Pedestrian Walkway referred to in sub-clause (b) of this Special Condition) being hereinafter collectively referred to as “the Covered Footbridge” which expression shall include any alteration or replacement thereof as may be approved or required by the Director whether under sub-clause (i) of this Special Condition or otherwise). The Covered Footbridge shall have a clear internal width of not less than 3 metres and a minimum clear internal headroom of 2.5 metres and a vertical clearance of not less than 5.1 metres above road level. For the purpose of the Conditions of the Land Grant, the decision of the Director as to what constitute the ground level, the street level and the road level shall be final and binding upon the Grantee.</p>		

Information on Public Facilities and Public Open Spaces

公共設施及公眾休憩用地的資料

Special Condition No.	Provisions of the Land Grant	Special Condition No.	Provisions of the Land Grant
	<p>(f) The Grantee shall throughout the term agreed to be granted by the Land Grant at his own expense manage and maintain the Pedestrian Walkway in good and substantial repair and condition (including but not limited to keeping the Covered Footbridge illuminated so that pedestrian traffic may safely be carried thereon) in all respects to the satisfaction of the Director.</p> <p>(h) The Grantee shall indemnify and keep indemnified the Government, its officers, agents, contractors, workmen or other duly authorized personnel from and against all liability and all actions, proceedings, costs, claims, expenses, loss, damages, charges and demands of whatsoever nature arising out of or in connection with anything done or omitted to be done by the Grantee, his servants, workmen and contractors in connection with the construction, alteration, repair and maintenance of the Covered Footbridge and the Pedestrian Walkway or any part thereof and any covered footbridge and pedestrian walkway constructed to replace the Covered Footbridge and the Pedestrian Walkway.</p> <p>(i) In the event of any redevelopment of the Lot or any part thereof whereby the Covered Footbridge and the Pedestrian Walkway or any part thereof are required to be demolished, the Grantee shall:-</p> <p>(i) within such time limit as shall be required by the Director, at his own expense and to the satisfaction of the Director, replace the same by the construction and completion of such new covered footbridge (including such supports, connections, ramps, associated staircases and landings, escalators, lifts, external and internal fittings and fixtures and lighting fitting as may be required or approved by the Director) and new pedestrian walkway (together with such stairs, ramps, lighting, escalators and lifts as may be required or approved by the Director) or such part or parts thereof, as the case may be at such positions, levels and alignments, in such matter with such materials design, dispositions, of such dimension and to such standard, as the Director shall approve or require; and</p> <p>(ii) before demolishing the Footbridge or the Pedestrian Walkway or any part or parts thereof at his own expenses construct and provide a temporary footbridge and temporary pedestrian walkway with such design, materials and at such width, levels and positions as the Director may approve or require and shall thereafter at his own expense maintain the same until completion of construction of the new covered footbridge or the new pedestrian walkway or such part or parts thereof, in all respects to the satisfaction of the Director.</p> <p>For the purpose of sub-clauses (i)(i) and (ii) above, “covered footbridge” means the new covered footbridge constructed to replace the Covered Footbridge and “pedestrian walkway” means the new pedestrian walkway constructed to replace the “Pedestrian Walkway”.</p>	<p>(82)(a), (b), (d), (e), (f), (h), (i), (l) and (m)</p>	<p>(l) The Government, its officers, agents, contractors, workmen or other duly authorized personnel shall have free and uninterrupted right of ingress, egress and regress at all times throughout the term hereby agreed to be granted to, from and through the Lot or any part thereof and any building or buildings erected or to be erected thereon for the purpose of inspecting, checking and supervising any works or obligations to be carried out or observed by the Grantee in compliance with this Special Condition and for the purpose of carrying out, inspecting, checking and supervising the works under sub-clause (c) of this Special Condition and any other works which the Director may consider necessary in respect of the Covered Footbridge (including but not limited to the maintenance, alteration, repair, replacement and renewal of the Covered Footbridge after possession of the same shall have been delivered to the Government pursuant to sub-clause (g) of this Special Condition). The Government, its officers, agents, contractors, workmen or other duly authorized personnel shall have no liability in respect of any claims, demands, actions, proceedings, loss, damage, nuisance or disturbance whatsoever caused to or suffered by the Grantee arising out of or incidental to the exercise by him or them of the right of entry conferred under this sub-cause, and no claim shall be made against him or them by the Grantee in respect of any such claims, demands, actions, proceedings, loss, damage, nuisance or disturbance.</p> <p>(m) The Grantee shall not permit or suffer any hawker to carry on business within the Lot and the Covered Footbridge and the Pedestrian Walkway, and shall remove therefrom any hawker found to be so doing. Notices to the effect that hawking is prohibited within the Lot shall be displayed prominently by the Grantee near all entrances to the Lot. For the purposes of these Conditions, “hawker” shall be as defined in Section 2 of the Public Health and Municipal Services Ordinance as amended by any subsequent legislation provided that for the purpose of this Special Condition the words “in any public place” shall be omitted from paragraph (a) of such definition and shall be substituted by the words “within the Lot and the Covered Footbridge and the Pedestrian Walkway”.</p>

Information on Public Facilities and Public Open Spaces

公共設施及公眾休憩用地的資料

G. Provisions of every deed of mutual covenant in respect of the specified residential property that concern those facilities and open spaces, and those parts of the land

Clause No.	Provisions of the DMC	Clause No.	Provisions of the DMC
Definition	<p>In this Deed the following expressions shall have the following meanings except where the context otherwise permits or requires :-</p> <p>“Covered Footbridge” means the pedestrian footbridge (together with all supports, connections, ramps, associated staircases and landings (including such staircases and landings on the opposite side of Lok King Street), escalators, lifts for the disabled, external and internal fixtures, fittings and lighting fittings) connecting the Estate with the public footpath on the opposite side of Lok King Street constructed or to be constructed by the First Owner in accordance with Special Condition No.(82)(a) of the Conditions including any extension or alteration thereto;</p> <p>“Estate Common Areas and Facilities” means and includes:-</p> <p>(b) (for the purpose of management and maintenance only) the Items whether within or outside the Development, the construction and/or the maintenance of which is the liability and/or responsibility of the Owners as successors in title and assigns of the Grantee pursuant to Special Condition No.(44) of the Conditions.</p> <p>“Items” means the items specified in Special Condition No.(44)(a) of the Conditions which shall include (i) the structure of all walls, columns, beams, ceilings, roof slabs, floor slabs and any other structural elements around, above and below the Pedestrian Footbridge; (ii) all building services installations, plant and equipment (including but not limited to portable and non-portable fire services installation equipment) forming part of the system serving the Pedestrian Footbridge and the Estate and (iii) all other parts and facilities serving the Pedestrian Footbridge and the Estate;</p> <p>“Passage Areas” means the covered pedestrian walkway together with, if any, the escalators, stairways, lifts of the disabled, internal fittings and fixtures, and lighting fittings constructed or to be constructed by the First Owner in connection with the Pedestrian Footbridge and in accordance with Special Condition No.(29)(a) of the Conditions;</p> <p>“Pedestrian Footbridge” means the pedestrian footbridge (together with all lighting fixtures, ventilation plant and extract ductworks (if any), structures, services, furniture, plant, equipment and facilities) linking up the Passage Areas with Sha Tin Town Lot No.87 constructed or to be constructed by the First Owner in accordance with Special Condition No.(31)(a) of the Conditions;</p> <p>“Pedestrian Walkway” means the pedestrian walkway together with any stairs, ramps, lightings, escalators and lifts for the disabled constructed or to be constructed by the First Owner in connection with the Covered Footbridge and in accordance with Special Condition No.(82)(b) of the Conditions;</p>	Definition	<p>“Public Common Areas and Facilities” means and includes those parts of the Estate Common Areas and Facilities which are open for public use pursuant to the terms and conditions of the Conditions or this Deed, including:-</p> <p>(a) the Passage Areas, the Pedestrian Walkway, walkways, footpaths, pavement, access road, landscaped area, driveways, open spaces, stairways, lifts, air conditioning and ventilation system (if any), connection and links as are constructed or to be constructed within the Estate for the use by members of the public; and</p> <p>(b) (for the purpose of management and maintenance only) the Covered Footbridge (to the extent that the same or part or parts thereof has not been delivered to the Government in accordance with Special Condition No.(82)(g) of the Conditions) and the Pedestrian Footbridge (until the same is delivered or re-delivered to the Government in accordance with Special Condition No.(32) of the Conditions) within or outside the boundaries of the Lot, to the extent that the responsibility of which falls on all the Owners as successors in title and assigns of the Grantee;</p> <p>“Public Roads” means the portion of the public roads as more particularly defined under and constructed or to be constructed by the First Owner in accordance with Special Condition No.(5) of the Conditions and the Master Layout Plans;</p> <p>“Reserved Area” means the airspace excepted and reserved unto the Government in accordance with Special Condition No.(30)(a)(i) of the Conditions and which areas and facilities for the purpose of identification only are shown and coloured Hatched Red on the plans annexed hereto (insofar as such areas, systems, devices and facilities are identifiable on such plans);</p> <p>“Taxi and Bus Lay-bys” means the area including the taxi and bus lay-bys constructed or to be constructed by the First Owner on the ground floor in accordance with Special Condition No.(29)(b) of the Conditions as shown and coloured Indigo on the plans annexed hereto and for the avoidance of doubt, Taxi and Bus Lay-bys do not form part of the Common Areas and Facilities;</p>
		Clause 8(j), (k) and (s) of Section II	<p>The First Owner shall for as long as it remains the beneficial owner of any Undivided Share (and in addition to any other rights which it may have reserved under the said Assignment to the First Assignee or otherwise) have the sole and absolute right in its absolute and unfettered discretion at any time or times and from time to time as it shall deem fit to do all or any of the following acts or deeds and to exercise all or any of the following rights :-</p> <p>(j) To construct maintain demolish etc. the Passage Areas, Public Roads and Pedestrian Footbridge, Covered Footbridge and Pedestrian Walkway</p>

Information on Public Facilities and Public Open Spaces

公共設施及公眾休憩用地的資料

Clause No.	Provisions of the DMC	Clause No.	Provisions of the DMC
Clause 8(j), (k) and (s) of Section II	<p>The right to construct, and, where the Owners and the Manager have defaulted to do so, to repair, maintain, alter, demolish and remove the Passage Areas, the Pedestrian Footbridge, the Public Roads, the Covered Footbridge and the Pedestrian Walkway subject to the Conditions and to be reimbursed of the costs and expenses (as determined by the First Owner whose determination shall be binding and conclusive save for manifest error) of such repair, maintenance, alteration, demolition and removal works by the Owners (other than the Owner(s) of the KCRC Complex) and the Manager.</p> <p>(k) To extend, construct etc. the Covered Footbridge</p> <p>The right to extend and construct at its own expense the Covered Footbridge to connect the same to the Fo Tan concourse subject to the approval of the Director of Lands, and to demolish and remove the said extension if the Director of Lands or the First Owner with the approval of the Director of Lands shall so decide provided that the First Owner shall in such event make good all damage to the Development caused by such demolition and removal.</p> <p>(s) To surrender the Passage Areas and Pedestrian Walkway</p> <p>In the event that the Government agrees to take over the Passage Areas and/or the Pedestrian Walkway or any part thereof, the right to surrender the same or any part thereof to the Government.</p>	Clause 14(a) (v) and (vi) of Section III	<p>(v) the cost and expense of maintaining the Pedestrian Footbridge, the Covered Footbridge, the Supporting Columns and Associated Structures and the Public Roads (until taken over by the Government) and such other areas or drains and channels (including without limitation the Foul Water Sewer) whether within or outside the Lot serving the Estate or that are required to be maintained under the Conditions and the cost and expense of effecting the necessary alteration of or extension to the Covered Footbridge, if any;</p> <p>(vi) all expenses and outgoings including maintenance costs payable in respect of the Passage Areas and the Pedestrian Walkway except the cost for construction thereof;</p>
		Clause 18(a) of Section III	<p>Exclusion from management expenses</p> <p>Notwithstanding anything herein contained and for the avoidance of any doubt, the management expenses payable by the Owners in accordance with this Deed shall not include :-</p> <p>(a) Any sum attributable or relating to the cost of completing the construction of the Development or any part thereof or any of the Common Areas and Facilities therein or the Passage Areas, the Public Roads, the Pedestrian Footbridge, the Covered Footbridge, the Supporting Columns and Associated Structures and the Pedestrian Walkway all of which sums shall be borne solely by the First Owner;</p>
Clause 14(a) (v) and (vi) of Section III	<p>For the purpose of fixing the contributions payable by the Owners an annual budget showing the estimated management expenditure of the Estate for the ensuing year shall be prepared by the Manager. The first annual budget shall be prepared by the Manager prior to the date of issue of the first Occupation Permit in respect of any part or parts of the Estate and shall cover the period from the date of issue of the first Occupation Permit until the 31st day of December of the same year. Subsequent annual budgets shall be prepared by the Manager in consultation with the Owners' Committee (only if and when it has been established pursuant to the terms of this Deed). Such annual budget shall be in two parts :-</p> <p>(a) The first part shall cover all expenditure which in the opinion of the Manager (whose decision shall be conclusive save for manifest error) is to be expended for the benefit of all Owners other than the Owner(s) of the KCRC Complex as essential or required for the proper management of the Estate and the Estate Common Areas and Facilities therein including but without prejudice to the generality of the foregoing :-</p>	Clause 38(g) of Section III	<p>Powers functions and obligations of Manager</p> <p>The management of the Estate shall subject to Clause 11 of this Deed be undertaken by the Manager and each Owner hereby irrevocably APPOINTS the Manager as agent with full power of delegation to enforce the provisions of this Deed against the other Owner or Owners. In addition to the other powers expressly provided in this Deed, the Manager shall have full and unrestricted authority to do all such acts and things as may be necessary or expedient for or in connection with the Estate and the management thereof including in particular but without in any way limiting the generality of the foregoing :-</p>

Information on Public Facilities and Public Open Spaces

公共設施及公眾休憩用地的資料

Clause No.	Provisions of the DMC	Clause No.	Provisions of the DMC
Clause 38(g) of Section III	<p>(g) To repair, maintain, clean, paint or otherwise treat as appropriate, the Items, the structure and fabric of the Buildings and the external walls elevations and facade thereof but excluding windows, window frames, balconies, glass panels and railings of the balconies and/or utility platforms which form part or parts of the Residential Units PROVIDED THAT the Manager shall have the power at the expense of the Owner concerned to replace broken window glass and/or glass panel(s), railing(s) of the balcony or balconies and/or utility platform(s) which form part or parts of the Residential Units concerned if any such shall be broken and remain unreplaced for seven (7) days (except in the case of emergency) after the Manager shall have served a notice on the Owner or occupier of the part of the Buildings concerned requiring him to replace the same;</p>	Fourth Schedule	<p>The following are the rights and privileges subject to which the Owner of each Undivided Share together with the full and exclusive right to hold use occupy and enjoy any part of the Development (in this schedule referred to as "his premises") is held :-</p> <p>(g) Right of way of members of the public over the Taxi and Bus Lay-bys and the Passage Areas</p> <p>The right of members of the public to use the Taxi and Bus Lay-bys and the Passage Areas 24 hours a day free of charge including for avoidance of doubt the use of the same by members of the public for gaining access without any interruption to and from the Public Roads, the Reserved Area and the Pedestrian Footbridge in accordance with Special Condition No.(29) of the Conditions.</p>
Clause 40(g) of Section III	<p>Further powers of Manager</p> <p>Without limiting the generality of the other express powers of the Manager herein contained, the Manager shall have power :-</p> <p>(g) To manage, maintain and to keep well lighted the Passage Areas, the Public Roads, the Pedestrian Footbridge, the Covered Footbridge, the Supporting Columns and Associated Structures, the Pedestrian Walkway and the Reserved Area and to manage and maintain such other areas or drains and channels whether within or outside the Lot that are required to be maintained under the Conditions;</p> <p>(k) To alter or extend the Covered Footbridge as the Manager shall deem necessary and as the Director of Lands may require under the Conditions.</p>		<p>(h) Right of way of members of the public over the Covered Footbridge and Pedestrian Walkway</p> <p>The right of members of the public to use the Covered Footbridge and the Pedestrian Walkway 24 hours a day free of charge in accordance with Special Condition No.(82)(d) of the Conditions.</p>
Clause 83 of Section VIII	<p>Taxi and Bus Lay-bys</p> <p>Notwithstanding anything to the contrary contained in this Deed, the Owner of the Taxi and Bus Lay-bys :-</p> <p>(a) shall not, except with the prior written consent of the Director of Lands, assign or otherwise dispose of the Taxi and Bus Lay-bys to the intent that the legal and beneficial ownership of the Taxi and Bus Lay-bys shall remain with the First Owner which expression for the purpose of this sub-clause shall exclude its successors and assigns, unless the Director of Lands shall otherwise approve in writing;</p> <p>(b) shall at its own costs and expenses manage and maintain the Taxi and Bus Lay-bys in accordance with Special Condition No.(29)(c) of the Conditions; and</p> <p>(c) shall keep the Taxi and Bus Lay-bys open for picking up and setting down of passengers from taxis and buses free of charge in accordance with Special Condition No.(29)(d)(i) of the Conditions and shall keep the Taxi and Bus Lay-bys open for use by the public including the Owners free of charge 24 hours a day in accordance with Special Condition No.(29)(d)(ii) of the Conditions.</p>		

A. 批地文件規定供政府或公眾使用的擬建設施

1. 描述

- (a) 批地文件第(5)(a)條特別條件中提述之公共道路。
- (b) 批地文件第(29)(a)條特別條件中提述之通道地方。
- (c) 批地文件第(29)(b)條特別條件中提述之的士及巴士停車處。
- (d) 批地文件第(31)(a)條特別條件中提述之行人天橋。
- (e) 批地文件第(31)(b)條特別條件中提述之連接工程。
- (f) 批地文件第(82)(a)條特別條件中提述之有蓋行人天橋。
- (g) 批地文件第(82)(b)條特別條件中提述之行人走道。

2. 公眾有權根據批地文件之規定，使用第1(a)、(b)、(c)、(d)、(f)和(g)段中提到的設施。

B. 批地文件規定供公眾使用而須管理、營運或維護且其費用由開發中的住宅物業之業主承擔的設施

3. 描述

- (a) 批地文件第(5)(a)條特別條件中提述之公共道路（直至被政府接管為止）。
- (b) 批地文件第(29)(a)條特別條件中提述之通道地方。
- (c) 批地文件第(30)(a)條特別條件中提述之保留地方（直至根據條件中第(32)條特別條件的規定，移交或重新移交予政府為止）。
- (d) 批地文件第(31)(a)條特別條件中提述之行人天橋（直至根據條件中第(32)條特別條件的規定，移交或重新移交予政府為止）。
- (e) 批地文件第(31)(b)條特別條件中提述之連接工程（直至根據條件中第(32)條特別條件的規定，移交或重新移交予政府為止）。
- (f) 批地文件第(44)(a)條特別條件中提述之物件。
- (g) 批地文件第(82)(a)條特別條件中提述之有蓋行人天橋（以根據批地文件第(82)(g)條特別條件的規定，有蓋行人天橋或其部分尚未移交予政府為限）。
- (h) 批地文件第(82)(b)條特別條件中提述之行人走道。

4. 公眾有權根據批地文件之規定，使用第3(a)、(b)、(d)、(g)和(h)段中提到的設施。

5. 該等設施須予以管理、營運或維護，費用由住宅物業開發項目之業主承擔。

6. 業主須透過繳付有關住宅物業獲分攤之管理支出的方式，按比例承擔設施管理、營運或維護支出。

C. 批地文件規定供公眾使用而須管理、營運或維護，且其費用由開發中的住宅物業之業主承擔的休憩用地

7. 不適用。

D. 《建築物（規劃）規例》（第123章，附屬法例F）第22(1)條規定的專門供公眾使用之土地（開發項目的所在地）的任何部分

8. 不適用。

E. 有關該等設施、休憩用地及土地部分的批地文件條文

特別條件編號	批地文件條文
(5)(a)	<p>承批人須：</p> <ul style="list-style-type: none"> (i) 在本協議之日起的55個公曆月內或署長批准的相關延展期期限內，根據署長批准或要求的標準、級別、水平及設計，使用其批准或要求的材料及根據批准或要求的方式，自費及在所有方面令署長滿意地鋪設、建造、提供、施工及修改（包括提供及建造署長全權酌情要求的橋樑、管道、立交橋、橋下通道、迴旋處、暗渠、高架橋、天橋、路面、停車處或其他相關構築物，以承載建築、車輛及行人交通）隨附於批地文件之ST3194-D1g號圖則上所示並標綠的相關部分之現有及規劃公共道路（隨附於批地文件之ST3194-D1g號圖則上被標記為綠色，並有待鋪設、建造、提供、施工及修改現有及規劃公共道路的相關部分，包括根據第(5)(a)條特別條件在前述公共道路上建造、安裝、提供，或有待建造、安裝或提供的所有支撐柱和構築物，以及任何橋樑、管道、立交橋、橋下通道、迴旋處、暗渠、高架橋、天橋、路面、停車處、設施、表面、集水溝、下水道、排水道、消防栓、街燈、交通標誌、街道設施、道路標誌、設備以及其他構築物，下文統稱「公共道路」）； (ii) 在本協議之日起的55個公曆月內或署長批准的相關延展期期限內，根據署長的要求，自費及在所有方面令署長滿意地鋪設公共道路之路面、管道及路邊石，並為公共道路提供通過管道接駁至總水管、街燈、交通標誌、街道設施及道路標誌的集水溝、下水道、排水道和消防栓；及 (iii) 自費及在所有方面令署長滿意地維護公共道路，直至根據批地文件第(6)條特別條件移交公共道路的管有權為止。
(6)	<p>公共道路須在要求下移交予政府，以及在署長發出一份表明批地文件的遵守情況已令其滿意之信函的當日，應被視為由承批人移交予政府。承批人須在管有公共道路的任何時間內，允許所有政府和公共車輛及行人自由出入及使用公共道路，並確保該等出入不受到工程開展（不論是否在批地文件第(5)(a)條特別條件或其他條款之下開展）的干擾或阻礙。</p>

特別條件編號	批地文件條文
(29)	<p>(a) 承批人須在2008年9月30日當日或之前，根據署長批准或要求的水平和位置，使用其批准或要求的材料及依據批准或要求的標準、走向及設計，自費及在所有方面令署長滿意地在批地文件隨附之ST3194-D1g號圖則中粉紅加斜影黑線與黑點以及粉紅加黑點的區域內，鋪設、建造、提供、施工及鋪築一條寬度不低於3.0米的有蓋行人走道，以及署長全權酌情要求的電梯、樓梯、殘疾人電梯、內外部固定裝置及設備以及照明設備（下文統稱「通道地方」），以連接批地文件第(5)、(30)和(31)條特別條件分別提述的公共道路、保留地方及行人天橋。</p> <p>(b) 承批人須在署長規定的期限內，根據署長批准或要求的水平和位置，使用其批准或要求的材料及依據批准或要求的標準、走向及設計，在批地文件隨附之ST3194-D1g號圖則中粉紅加斜影紅線以及粉紅加斜影黑線與斜影紅線的區域內自費及在所有方面令署長滿意地鋪設、建造、提供、施工及鋪築停車處，以供公共道路上之的士及巴士上落乘客（下文稱作「該等停車處」）。</p> <p>(c) 承批人須在批地文件同意授予的完整期限內，自費及透過令署長滿意的方式管理和修理通道地方及該等停車處，以及保持該處修葺良好堅固。</p> <p>(d) 承批人須在批地文件同意授予的完整期限內：</p> <p>(i) 根據署長全權酌情決定及不時要求的條件（如有），每日二十四小時（或署長全權酌情及不時決定的其他時段和日期）免費開放供公共道路上之的士及巴士上落乘客的該等停車處；及</p> <p>(ii) 每日二十四小時免費開放通道地方及前述該等停車處以供公眾使用，為免生疑問，包括允許公眾使用前述通道地方及停車處，以不受干擾地進出批地文件第(30)及(31)條特別條件中提述的公共道路、保留地方以及行人天橋。</p> <p>(e) 若在署長規定的時間限制內，承批人未能履行本特別條件第(a)至(d)分條下的義務，則政府可開展必要的施工或維護工程，費用由承批人承擔，其須在要求下向政府支付一筆由署長決定（該決定為最終決定並對承批人具有約束力）等同於工程費用的金額。就開展前述工程而言，政府、其官員、代理、承包商、工人或其他獲正式授權的人士擁有自由及不受干擾的權利，在所有合理時間內進入地段或其任何部分，以及建於或將建於該地段之上的任何建築。</p>

特別條件編號	批地文件條文
(30)	<p>(a) 下列各項為政府豁除和保留：</p> <p>(i) 就人行天橋而言，該地段表面的上方空域部分，該空域覆蓋的區域即隨附於批地文件之ST3194-D1g號圖則上被標記為粉紅色間黑交叉線的範圍，高於香港主水平基準17.1至22.0米。該水平變動可由署長全權酌情決定，惟署長不得在發出表明批地文件的遵循情況已令其滿意的信函後，更改前述水平（相關部分之空域在下文稱作「保留地方」）；及</p> <p>(ii) 連接沙田市地段第87號及沙田馬場之現有行人天橋的所有部分，該部分覆蓋的區域即隨附於批地文件之ST3194-D1g號圖則上被標記為粉紅加紅點的範圍（高於香港主水平基準15.1至20.0米），以及位於該地段內的該行人天橋之支撐柱和構築物（現有行人天橋的該部分及該地段內的支撐柱和構築物，以及地段上方佔據前述水平之間空間的空域，在下文稱作「行人天橋部分」，就批地文件而言，該詞語包括對行人天橋部分的任何後續改建、翻新或置換）。</p> <p>(b) 除批地文件規定外，承批人就保留地方和行人天橋部分概無享有權利、業權、擁有權、管有權或使用權，且不得作出損害、干擾或阻礙行人天橋部份、保留地方、行人天橋（定義見批地文件第(31)條特別條件）或在保留地方建造或擬建造之其他構築物的任何行為，或允許或容許作出該等行為。</p> <p>(c) 對於本條特別條件之(a)條下的豁除與保留，或因將保留地方用作供行人公用的行人天橋或其他用途，或將行人天橋部分用作供行人公用的行人天橋或其他用途，而引起的任何性質的責任、損失、損害賠償、申索、費用、訴訟、要求及法律程序，承批人及任何其他人士不得針對政府提出任何異議，擁有任何權利或提起任何申索，為免生疑問，特別條件中概無任何內容可被解釋為構成或設立政府對承批人或任何人士負有任何類型的義務，將保留地方、行人天橋（定義見批地文件第(31)條特別條件）或行人天橋部分用作或指定為供行人公用。</p>

特別條件編號	批地文件條文	特別條件編號	批地文件條文
(31)	<p>(a) 承批人須：</p> <p>(i) 在2008年9月30日當日或之前，使用署長全權酌情要求的材料及依據全權酌情要求的水平、標準及設計，並根據第(35)(a)條特別條件下批准的圖則，自費及在所有方面令署長滿意地透過良好專業的方式建造、建築和提供單層有蓋行人天橋，其內部淨寬不得小於3米、通行高度不得小於2.5米，以及保留地方之內的連接處、支撐物、開口及樓梯平台，用以在隨附於批地文件之ST3194-D1g號圖則上被標記並顯示為X1及Y1的點（或署長批准的其他點）連接通道地方及沙田市地段第87號，以便行人能隨時自由及不受干擾地透過該行人天橋從通道地方前往沙田市地段第87號，以及（若署長全權酌情認為適當）從沙田市地段第87號前往通道地方（該行人天橋（包括署長要求或批准在保留地方內建造、安裝和提供的相關照明設備、通風設施、抽氣管道、構築物、設備、器具、機器、裝備和設施）以及由署長全權酌情決定（該確定須為最終決定並對承批人具有約束力）專門用於該行人天橋的任何其他地方、設施、設備及裝置在下文統稱「行人天橋」）；及</p> <p>(ii) 在該日期後視乎需要開展恢復工作，包括署長全權酌情要求為行人天橋或受到本特別條件第(b)(i)分條下工程影響之前述相鄰建築開展的修復工作。</p> <p>第(b)分條下要求開展的建設、連接、修改、改建、修復及其他工程在下文統稱「有關連接工程」。</p>	(82)(a)、(b)、(d)、(e)、(f)、(h)、(i)、(l)及(m)	<p>(a) 承批人須在2008年9月30日當日或之前，在隨附於本協議之ST3194-D1g號圖則所示大致位置及標為「擬建行人天橋」的位置或署長批准的其他位置，自費並在所有方面令署長滿意地建造單層有蓋行人天橋及所有支撐與連接（包括署長全權酌情決定後認為今後擴建該有蓋行人天橋時必要的任何支撐與連接），從而將該地段與樂景街另一側的地面連接。建造該有蓋行人天橋時必須使用署長要求或批准的材料並符合其規定或批准的標準、級別、走向、規劃及設計，包括但不限於提供及建造署長全權酌情要求的支撐、斜坡、附屬樓梯、樓梯平台（包括連接樂景街另一側街面的樓梯及樓梯平台）、自動扶手電梯、電梯、外內固定裝置、配件及照明（上述有蓋行人天橋包含署長要求或批准的相關支撐、連接、斜坡、附屬樓梯、樓梯平台、自動扶手電梯、電梯、外內固定裝置、配件及照明（但不包括本特別條件第(b)分條中提及的行人走道），下文統稱為「有蓋行人天橋」），該表述包括經署長批准或要求作出的任何修改或更換而不論是根據本特別條件第(i)分條或其他條款）有蓋行人天橋的內部淨寬不低於3米，內部淨空至少為2.5米，高出路面的垂直淨空不低於5.1米。就批地文件之條件而言，署長就地面、街面及路面之構成所作決定對承批人具有最終約束力。</p> <p>(b) 承批人須在2008年9月30日當日或之前，在署長批准的位置，使用其批准的材料並按其批准的方式、標準、級別、走向與設計，自費並在所有方面令署長滿意地在該地段範圍內建造與提供一條行人走道（以及署長可能要求的樓梯、斜坡、照明、自動扶手電梯及電梯），從而在該地段內將蓋行人天橋與街面連接（下文稱為「行人走道」，該表述包括經署長批准或要求作出的任何修改或更換而不論是根據本特別條件第(i)分條或其他條款）。</p> <p>(d) (i) 有蓋行人天橋只能作所有公眾步行或乘坐輪椅通過之用，不得用於除此之外的其他目的。</p> <p>(ii) 承批人不得自行使用或准許或任由他人將有蓋行人天橋內部或外部的任何部分用於張貼廣告，或展示任何標誌、通知或海報，除非署長另行批准或要求如此作為。</p> <p>(iii) 承批人不得自行或准許或容許他人在有蓋行人天橋上作出任何構成或給有蓋行人天橋下方任何通行行人或車輛，或任何毗鄰或附近地段或處所的任何業主或住戶，造成任何滋擾或煩擾或給其造成不便或損害的事情。</p> <p>(iv) 承批人在批地文件同意授予之年期內須全天允許公眾出於合法目的自由來回步行通過，或乘坐輪椅沿著、來回、上下有蓋行人天橋與行人走道及其任何部分，而不收取任何性質的費用。</p>

特別條件編號	批地文件條文	特別條件編號	批地文件條文
<p>(82)(a)、(b)、(d)、(e)、(f)、(h)、(i)、(l)及(m)</p>	<p>(e) 承批人須在批地文件同意授予之年期內，自費並在所有方面令署長滿意地管理與維護有蓋行人天橋，保證其修葺良好堅固（包括但不限於維持有蓋行人天橋良好的照明，讓行人往來安全），直至承批人依據本特別條件第(g)分條將有蓋行人天橋交由政府管有為止。為免生疑問，承批人依據本特別條件第(g)分條按將有蓋行人天橋任何部分重新移交至政府，不會影響承批人依據第(e)分條履行維護有蓋行人天橋餘下部分之義務，亦不會損害政府就承批人先前違反、不履行或不遵守向政府移交有蓋行人天橋任何部分之義務而享有的權利或補救。</p> <p>(f) 承批人須在批地文件同意授予之年期內，自費並在所有方面令署長滿意地管理與維護行人走道，保證其修葺良好堅固（包括但不限於維持行人走道良好的照明，讓行人往來安全）。</p> <p>(h) 凡因承批人、其受僱人、工人及承包商在建造、修改、修葺與維護有蓋行人天橋與行人走道或其任何部分和建築任何其他有蓋行人天橋，或其他行人走道以更換有蓋行人天橋與行人走道時的任何作為或不作為或與之相關，以致政府、政府官員、代理、承包商、工人或其他經正式授權之人士招致任何性質的法律責任、訴訟、法律程序、費用、申索、開支、損失、損害賠償、收費及索求，承批人須就此彌償政府、政府官員、代理、承包商、工人或其他經正式授權之人士。</p> <p>(i) 若因再發展該地段或其任何部分而需拆除有蓋行人天橋與行人走道或其任何部分時，承批人須：-</p> <p>(i) 在署長要求的時限內，使用其批准或要求的方式並按其批准或要求的材料設計、規劃、尺寸及標準，自費並令署長滿意地在署長要求或批准的位置、級別及走向，更換並完成新的有蓋行人天橋（包括署長要求或批准的相關支撐、連接、斜坡、附屬樓梯、樓梯平台、自動扶手電梯、電梯、外內固定裝置、配件及照明）與新的行人走道（以及署長要求或批准的樓梯、斜坡、照明、自動扶手電梯及電梯）或其相關部分（視具體情況而定）；及</p> <p>(ii) 在拆除有蓋行人天橋或行人走道或其任何部分之前，使用署長批准或要求的設計與材料並按其批准或要求的寬度、級別及位置，自費並在所有方面令署長滿意地建造和提供臨時行人天橋與臨時行人走道，且之後須自費對其進行維護，直至新的有蓋行人天橋或新的行人走道或其任何部分竣工為止。</p> <p>就上文第(i)(i)和(ii)分條而言，「有蓋行人天橋」指為更換有蓋行人天橋而建造的新有蓋行人天橋；「行人走道」指為更換「行人走道」而建造的新行人走道。</p>	<p>(82)(a)、(b)、(d)、(e)、(f)、(h)、(i)、(l)及(m)</p>	<p>(l) 出於視察、檢查和監督承批人是否按照本特別條件開展工作或履行義務之目的，並為開展、視察、檢查和監督本特別條件第(c)分條項下之工作和署長認為與有蓋行人天橋相關而必須進行的任何其他工作（包括但不限於根據本特別條件第(g)分條移交政府管有有蓋行人天橋後，對有蓋行人天橋進行維護、修改、修葺、更換及更新）之目的，政府、政府官員、代理、承包商、工人或其他經正式授權之人士有權在批地文件同意授予之年期內，自由並不受阻礙地進出與返回該地段或其任何部分以及該地段內已建或擬建的建築物。政府、政府官員、代理、承包商、工人或其他經正式授權之人士概不就其履行該分條所授予進入權而使承批人招致或蒙受或附帶產生的任何申索、索求、訴訟、法律程序、損失、損害賠償、滋擾或干擾承擔任何法律責任，且承批人不得就任何上述申索、索求、訴訟、法律程序、損失、損害賠償、滋擾或干擾向政府、政府官員、代理、承包商、工人或其他經正式授權之人士提出申索。</p> <p>(m) 承批人不得准許或容許任何小販在該地段與有蓋行人天橋及行人走道內擺賣，如發現任何小販在上述範圍內擺賣則予以驅逐。承批人須在該地段所有出入口顯眼位置張貼告示，明文禁止小販在該地段擺賣。就批地文件而言，「小販」定義見《公眾衛生及市政條例》（經任何後續立法修訂）第2條，惟就本特別條件而言，應將該定義第(a)段中「在任何公共場所」之表述省略，代之以「在該地段與有蓋行人天橋及行人走道範圍內」。</p>

Information on Public Facilities and Public Open Spaces

公共設施及公眾休憩用地的資料

G. 涉及該等設施、休憩用地及土地部分之指定住宅物業的各公契之條文

條款編號	本契約條文	條款編號	本契約條文
定義	<p>在本契約中，除非文意另行批准或另有所指，否則下列用詞應有下列涵義：</p> <p>「有蓋行人天橋」指連接該屋邨至樂景街另一側公共行人道的行人天橋（連同所有支承件、連接、斜路、附屬樓梯及樓梯平台（包括樂景街另一側的樓梯及樓梯平台）、自動扶手電梯、傷殘人士電梯、外內固定裝置、配件及照明），現已或將會由第一業主按照本條件第(82)(a)條特別條件興建，並且包括任何相關的擴建或改建部份；</p> <p>「該屋邨公共地方與設施」指及包括：</p> <p>(b)（僅供管理及維修用途）不論位於發展項目內外而全體業主作為承批人產權繼承人及受讓人有責任及／或義務根據本批地文件第(44)條特別條件建造及／或維修的物件；</p> <p>「物件」指本批地文件第(44)(a)條特別條件釋定的物件，包括(i)行人天橋周圍、上及下所有牆、柱、樑、天花、天台板、地板的所有結構及任何其他結構項件；(ii)行人天橋及該屋邨專用系統的所有大廈服務裝置、機器及設備（包括但不限於手提及非手提消防裝置與設備）；及(iii)所有其他行人天橋及該屋邨專用部份及設施；</p> <p>「通道地方」指有蓋行人走道，並且連同（如有者）第一業主現已或將會就行人天橋按照本批地文件第(29)(a)條特別條件規定建造的自動扶手電梯、樓梯、傷殘人士電梯、內部配件及固定裝置、固定照明；</p> <p>「行人天橋」指第一業主現已或將會按照本批地文件第(31)(a)條特別條件規定建造以連接通道地方與沙田市地段第87號的行人天橋（連同所有固定照明設備、通風設施及抽氣管道（如有者）、構築物、設備、器俱、機器、裝備及設施）；</p> <p>「行人走道」指第一業主現已或將會就有蓋行人天橋按照本批地文件第(82)(b)條特別條件規定建造的行人走道，以及任何樓梯、斜坡、照明、自動扶手電梯及傷殘人士電梯；</p>	定義	<p>「公眾公共地方與設施」指及包括根據本批地文件或本契約條款與規章開放供公眾使用的該屋邨公共地方與設施部份，包括：</p> <p>(a) 現已或將會在該屋邨內建造供公眾使用的通道地方、行人走道、行人道、行人徑、行人路、出入通道、園景美化地方、行車道、休憩用地、樓梯、電梯、冷氣及通風系統（如有者）、接駁及連接走道；及</p> <p>(b)（僅供管理及維修用途）有蓋行人天橋（並未根據本條件第(82)(g)條特別條件移交政府的有蓋行人天橋或其任何部份為限）及位於該地段邊界內外的行人天橋（直至根據本條件第(32)條特別條件規定移交或交回政府為止），但以各業主作為承批人產權繼承人及受讓人應負責的範圍為限；</p> <p>「公共道路」指本批地文件第(5)條特別條件及總綱發展藍圖詳細訂明，而第一業主現已或將會依照該條規定建造的公共道路部份；</p> <p>「保留地方」指依據本批地文件第(30)(a)(i)條特別條件由政府豁除及保留的空域，該等地方與設施已於本契約所夾附圖則以斜影紅線顯示（只要該等地方、系統、裝置及設施可在圖則辨識），以資識別；</p> <p>「的士和巴士停車處」指第一業主現已或將會依據本條件第(29)(b)條特別條件在地下建造的地方（包括的士和巴士停車處在內），已於本契約所夾附圖則以靛藍色顯示。為免生疑問，的士和巴士停車處不構成公共地方及設施的一部分；</p>
		第II節第8(j)、(k)及(s)條	<p>只要第一業主仍實益擁有任何不可分割份數，則有全權酌情權利（附加於第一業主於前述轉讓契約保留予第一受讓人或其他性質之任何其他權利）行使不受束縛的酌情權，隨時及不時按照其視為恰當作出以下所有或任何行為或事項，以及行使以下所有或任何權利：</p> <p>(j) 通道地方、公共道路、行人天橋、有蓋行人天橋及行人走道的建造、維護和拆除等</p> <p>建造以及（倘若業主及管理人未如此履行）修葺、維護、改建、拆除及移除通道地方、行人天橋、公共道路、有蓋行人天橋、行人走道的權利均受本條件規限，業主（九鐵綜合大樓業主除外）及管理人進行的修葺、維護、改建、拆除及移除工程費用和開支（由第一業主決定，除非含明顯錯誤，否則其決定具有約束力並為最終定論）將獲得補償。</p> <p>(k) 有蓋行人天橋的擴建、建造等</p> <p>自費擴建和建造有蓋行人天橋，使其連接到火炭站大堂的權利應徵得地政總署署長的批准。地政總署署長或獲得地政總署署長批准的第一業主可決定拆除和移除此擴建工程，惟此情況下第一業主須修葺上述拆除及移除作業對發展項目造成的一切損害。</p> <p>(s) 移交通道地方和行人走道</p> <p>倘政府同意接管通道地方及／或行人走道或其任何部分，則有權將其或其中任何部分移交予政府。</p>

Information on Public Facilities and Public Open Spaces

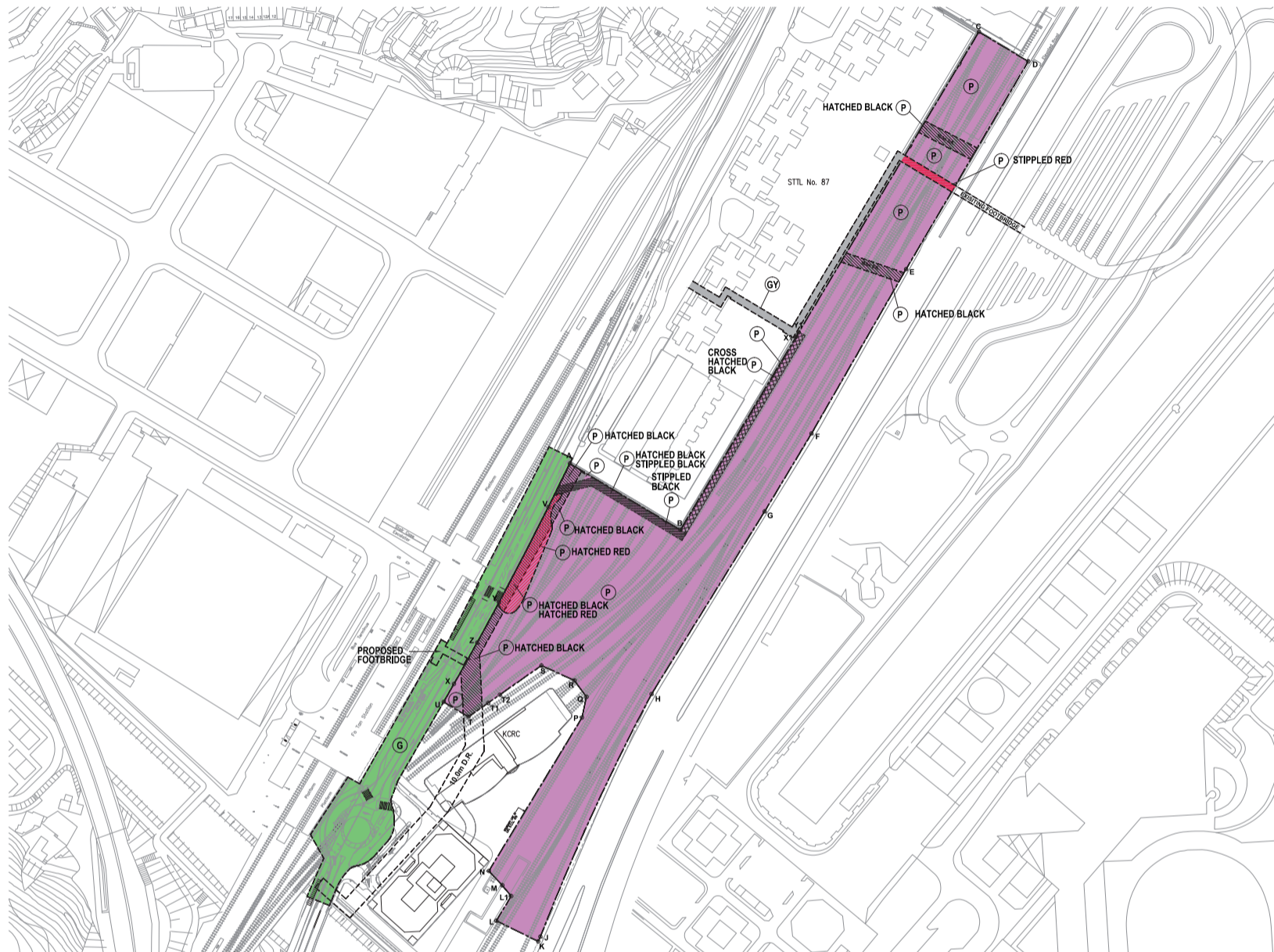
公共設施及公眾休憩用地的資料

條款編號	本契約條文	條款編號	本契約條文
第III節第14(a)(v)及(vi)條	<p>為釐定業主的應付供款，管理人須編製年度預算，呈列該屋邨來年的估算管理開支。管理人須在首次入伙紙發行日期前就該屋邨任何部分編製首次年度預算，預算須涵蓋首次入伙紙發行日期至該年12月31日期間。在經與業主委員會（當且僅當依照本公契訂明條款設立該委員會時）磋商後管理人方可編製隨後的年度預算。該年度預算須分成兩部分：</p> <p>(a) 預算第一部分須包括管理人認為（除非含明顯錯誤，否則其決定須為最終定論）乃為全體業主之利益開支的所有開支，但不包括九鐵綜合大樓業主為妥善管理該屋邨及該屋邨公共地方及設施而必須支付的開支，在不損害前述的一般性原則下此開支包括：</p> <p>(v) 維護行人天橋、有蓋行人天橋、支撐柱、附連構築物及公共道路（直至被政府接管）和該地段內外供該屋邨使用或本條件規定進行維護的其他地方或排水溝與通道（包括但不限於污水渠）之費用及開支，並對有蓋行人天橋進行必要改建或擴建之費用及開支（如有）；</p> <p>(vi) 所有開支和支出包括通道地方和行人走道的應付維護費用（施工費用除外）；</p>	第III節第40(g)條	<p>管理人的其他權力</p> <p>在不限制本契約所載管理人其他明確權力之一般性原則下，管理人擁有下列權力：</p> <p>(g) 管理和維護通道地方、公共道路、行人天橋、有蓋行人天橋、支撐柱及附屬構築物、行人道路及保留地方並確保它們燈照良好，管理和維護該地段內外根據本條件規定必須維護的其他地方、排水溝及水道；</p> <p>(k) 按照管理人認為必要以及地政總署署長根據本條件要求的方式改建或擴建有蓋行人天橋。</p>
第III節第18(a)條	<p>從管理費用中排除</p> <p>無論本契約載有何種規定，為免生疑問，業主根據本契約應付的管理開支不應包括：</p> <p>(a) 凡屬於或關於為完成建設發展項目或其任何部分、其任何公共地方及設施、通道地方、公共道路、行人天橋、有蓋行人天橋、支撐柱、附連構築物及行人走道的施工費用均須由第一業主獨自承擔；</p>	第VIII節第83條	<p>的士和巴士停車處</p> <p>儘管本契約有任何相反的規定，的士和巴士停車處的業主：</p> <p>(a) 除非事前獲得地政總署署長書面同意，否則不得轉讓或以其他方式出讓的士及巴士停車處，以使得的士及巴士停車處的合法及實益所有權一直歸於第一業主。於本分條，除非地政總署署長另行以書面批准，否則第一業主一詞不包括其繼承人及受讓人；</p> <p>(b) 應依照本批地文件第(29)(c)條特別條件自費管理及維修的士及巴士停車處；及</p> <p>(c) 分明依據第(29)(d)(i)和第(29)(d)(ii)條特別條款，應保持的士和巴士避車處開通以免費上落的士和公交乘客和以供公眾（包括業主）每日二十四小時免費使用。</p>
第III節第38(g)條	<p>管理人的權力、職能及職責</p> <p>在本契約第11條規限下，管理人將承擔該屋邨的管理工作，每一位業主特此不可撤銷地委任管理人作為全權委託代理人，對其他業主強制執行本契約條文。除本契約明確規定的其他權力以外，管理人具有完全且不受限制的權限，可開展對該屋邨及其管理工作而言屬必需或有利的一切行為和事務，在任何方面不限制上述一般性的原則下尤其包括：</p> <p>(g) 修葺、維護、清理、髹漆或適當處理建築物之物件、構築物及架構，以及該處之外牆、立面及正面外牆，但不包括構成住宅單位的一部分的窗、窗框、露台、玻璃面板、露台欄杆及／或公共設施平台；惟管理人向業主或該建築部分的居住人發出通知，要求其更換破損的窗玻璃及／或玻璃面板、露台欄杆或露台及／或公共設施平台（構成有關住宅單位的一部分），但通知發出後七(7)天屆滿時，上述任何物件仍處於破損狀態且未被更換（緊急情況另作別論），管理人有權就進行更換，費用則由業主自行負責；</p>	附表四	<p>每份不可分割份數的業主及與其一併持有之持有、使用、佔用及享用發展項目任何部分（本附表中稱作「其處所」）之完整及專有權利須受下列權利和特權規限：</p> <p>(g) 公眾享有的士及巴士停車處及通道地方的通行權</p> <p>公眾有權每日24小時免費使用的士及巴士停車處及通道地方。為免存疑問，現聲明包括公眾可依據本批地文件第(29)條特別條件，暢通及不間斷地往來公共道路、保留地方與行人天橋。</p> <p>(h) 公眾享有有蓋行人天橋及行人走道的通行權</p> <p>公眾有權依據本條件第(82)(d)條特別條件，每日24小時免費使用有蓋行人天橋及行人走道。</p>

Information on Public Facilities and Public Open Spaces 公共設施及公眾休憩用地的資料

Location of Green Areas, Pink Stippled Red Area, Pink Stippled Black Area, Pink Hatched Red Area, Pink Hatched Black Hatched Red Area, Pink Hatched Black Stippled Black Area, Pink Cross Hatched Black Areas and Grey Area as indicated in the plan to the Land Grant

於批地文件圖則所示的綠色範圍、粉紅色紅點範圍、粉紅色黑點範圍、粉紅色紅斜線範圍、粉紅色黑紅交叉斜線範圍、粉紅色黑斜線範圍、粉紅色黑點黑斜線範圍、粉紅色黑交叉斜線範圍及灰色範圍的位置



Area(s)	範圍
Pink Stippled Red	粉紅色紅點
Pink Stippled Black	粉紅色黑點
Pink Hatched Red	粉紅色紅斜線
Pink Hatched Black	粉紅色黑斜線
Pink Hatched Black Hatched Red	粉紅色黑紅交叉斜線
Pink Hatched Black Stippled Black	粉紅色黑點黑斜線
Pink Cross Hatched Black	粉紅色黑交叉斜線
Green Area	綠色範圍
Grey Area	灰色範圍

Remarks:

1. This plan is a reproduction of Plan I as annexed to the Land Grant.

備註:

1. 此圖複製自附於批地文件的圖則編號I。


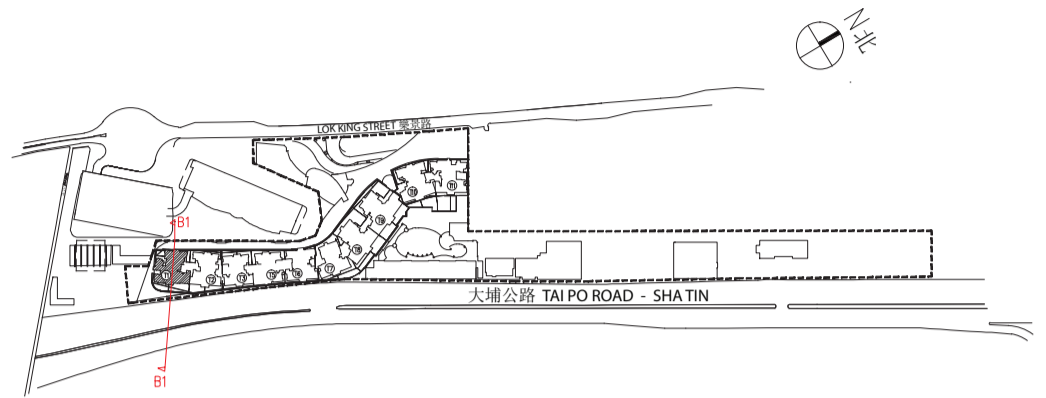
Warning to Purchasers 對買方的警告

1. The purchaser is recommended to instruct a separate firm of solicitors (other than that acting for the owner) to act for the purchaser in relation to the transaction.
2. If the purchaser instructs such separate firm of solicitors to act for the purchaser in relation to the transaction, that firm will be able to give independent advice to the purchaser.
3. If the purchaser instructs the firm of solicitors acting for the owner to act for the purchaser as well, and if a conflict of interest arises between the owner and the purchaser,
 - (i) that firm may not be able to protect the purchaser's interests; and
 - (ii) the purchaser may have to instruct a separate firm of solicitors; and
 - (iii) in the case of paragraph (3)(ii), the total solicitors' fees payable by the purchaser may be higher than the fees that would have been payable if the purchaser had instructed a separate firm of solicitors in the first place.

1. 現建議買方聘用一間獨立的律師事務所(代表擁有人行事者除外)，以在交易中代表買方行事。
2. 如買方聘用上述的獨立的律師事務所，以在交易中代表買方行事，該律師事務所將會能夠向買方提供獨立意見。
3. 如買方聘用代表擁有人行事的律師事務所同時代表買方行事，而擁有人與買方之間出現利益衝突—
 - (i) 該律師事務所可能不能夠保障買方的利益；及
 - (ii) 買方可能要聘用一間獨立的律師事務所；及
 - (iii) 如屬(3)(ii)段的情況，買方須支付的律師費用總數，可能高於如買方自一開始即聘用一間獨立的律師事務所須支付的費用。

Cross Section Plan of Building in the Phase of the Development 發展項目期數中的建築物的橫截面圖

CROSS-SECTION PLAN B1 橫截面圖B1



BLOCK PLAN 座向圖

The part of Tai Po Road adjacent to the building is 8.0 metres above the Hong Kong Principal Datum.

The Emergency Vehicles Access adjacent to the building is 23.8 metres above the Hong Kong Principal Datum.

The part of Access Road adjacent to the building is 6.89 metres above the Hong Kong Principal Datum.

毗連建築物的一段大埔公路為香港水平基準以上8.0米。

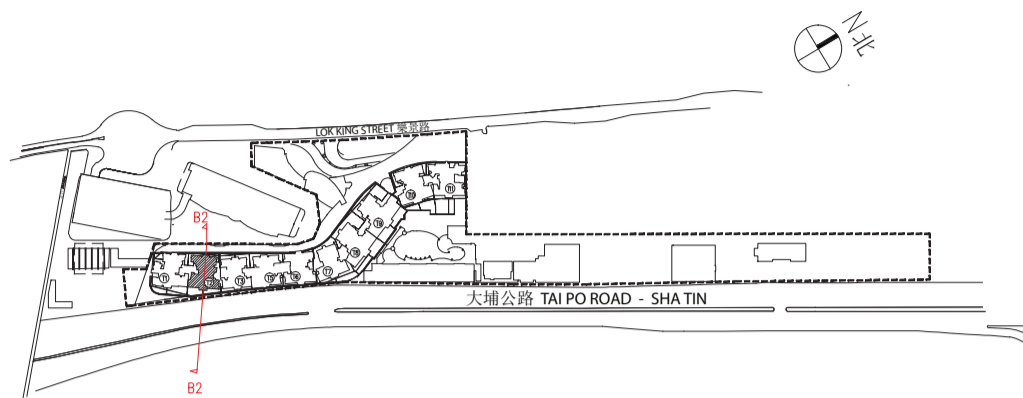
毗連建築物的一段緊急車輛通道為香港水平基準以上23.8米。

毗連建築物的一段通路為香港水平基準以上6.89米。

1. Dotted line denotes the lowest residential floor.
虛線為最低住宅樓層水平。
2. ▽ Height in metres above Hong Kong Principal Datum (HKPD).
香港主水平基準以上高度 (米)。

Cross Section Plan of Building in the Phase of the Development 發展項目期數中的建築物的橫截面圖

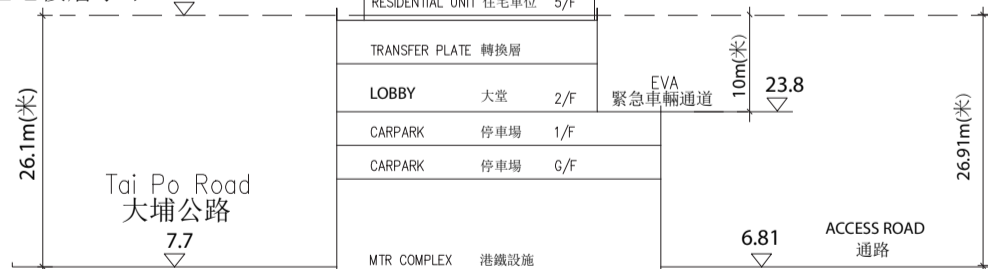
CROSS-SECTION PLAN B2 橫截面圖B2



TOWER 2 第二座

ROOF 天台
RESIDENTIAL UNIT 住宅單位 57/F
RESIDENTIAL UNIT 住宅單位 56/F
RESIDENTIAL UNIT 住宅單位 55/F
RESIDENTIAL UNIT 住宅單位 52/F
RESIDENTIAL UNIT 住宅單位 51/F
RESIDENTIAL UNIT 住宅單位 50/F
RESIDENTIAL UNIT 住宅單位 39/F
RESIDENTIAL UNIT 住宅單位 38/F
RESIDENTIAL UNIT 住宅單位 37/F
RESIDENTIAL UNIT 住宅單位 36/F
RESIDENTIAL UNIT 住宅單位 35/F
RESIDENTIAL UNIT 住宅單位 33/F
RESIDENTIAL UNIT 住宅單位 32/F
RESIDENTIAL UNIT 住宅單位 31/F
RESIDENTIAL UNIT 住宅單位 30/F
RESIDENTIAL UNIT 住宅單位 29/F
RESIDENTIAL UNIT 住宅單位 28/F
RESIDENTIAL UNIT 住宅單位 27/F
RESIDENTIAL UNIT 住宅單位 26/F
RESIDENTIAL UNIT 住宅單位 25/F
REFUGE FLOOR 避難層 23/F
RESIDENTIAL UNIT 住宅單位 22/F
RESIDENTIAL UNIT 住宅單位 21/F
RESIDENTIAL UNIT 住宅單位 20/F
RESIDENTIAL UNIT 住宅單位 19/F
RESIDENTIAL UNIT 住宅單位 18/F
RESIDENTIAL UNIT 住宅單位 17/F
RESIDENTIAL UNIT 住宅單位 16/F
RESIDENTIAL UNIT 住宅單位 15/F
RESIDENTIAL UNIT 住宅單位 12/F
RESIDENTIAL UNIT 住宅單位 11/F
RESIDENTIAL UNIT 住宅單位 10/F
RESIDENTIAL UNIT 住宅單位 9/F
RESIDENTIAL UNIT 住宅單位 8/F
RESIDENTIAL UNIT 住宅單位 7/F
RESIDENTIAL UNIT 住宅單位 6/F
RESIDENTIAL UNIT 住宅單位 5/F

LEVEL OF THE LOWEST
RESIDENTIAL FLOOR
最低住宅樓層水平 33.80



BLOCK PLAN 座向圖

The part of Tai Po Road adjacent to the building is 7.7 metres above the Hong Kong Principal Datum.

The Emergency Vehicles Access adjacent to the building is 23.8 metres above the Hong Kong Principal Datum.

The part of Access Road adjacent to the building is 6.81 metres above the Hong Kong Principal Datum.

毗連建築物的一段大埔公路為香港水平基準以上7.7米。

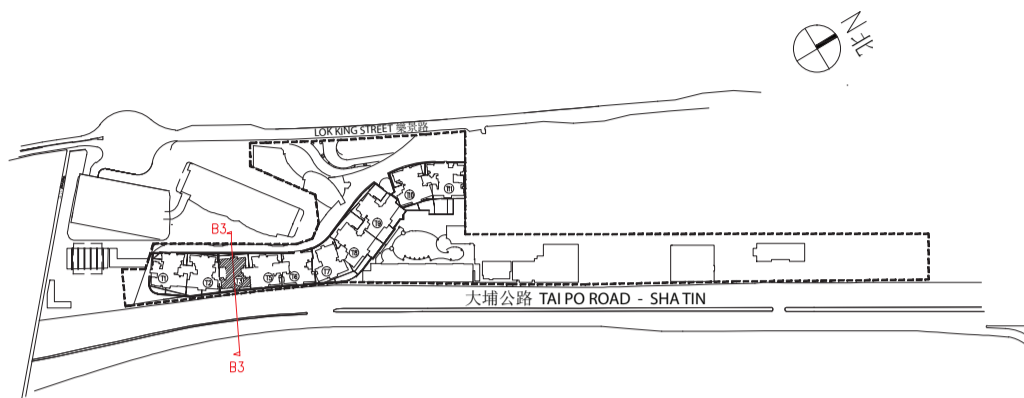
毗連建築物的一段緊急車輛通道為香港水平基準以上23.8米。

毗連建築物的一段通路為香港水平基準以上6.81米。

1. Dotted line denotes the lowest residential floor.
虛線為最低住宅樓層水平。
2. ▽ Height in metres above Hong Kong Principal Datum (HKPD).
香港主水平基準以上高度 (米)。

Cross Section Plan of Building in the Phase of the Development 發展項目期數中的建築物的橫截面圖

CROSS-SECTION PLAN B3 橫截面圖B3



The part of Tai Po Road adjacent to the building is 7.5 metres above the Hong Kong Principal Datum.

The Emergency Vehicles Access adjacent to the building is 23.8 metres above the Hong Kong Principal Datum.

The part of Access Road adjacent to the building is 6.95 metres above the Hong Kong Principal Datum.

毗連建築物的一段大埔公路為香港水平基準以上7.5米。

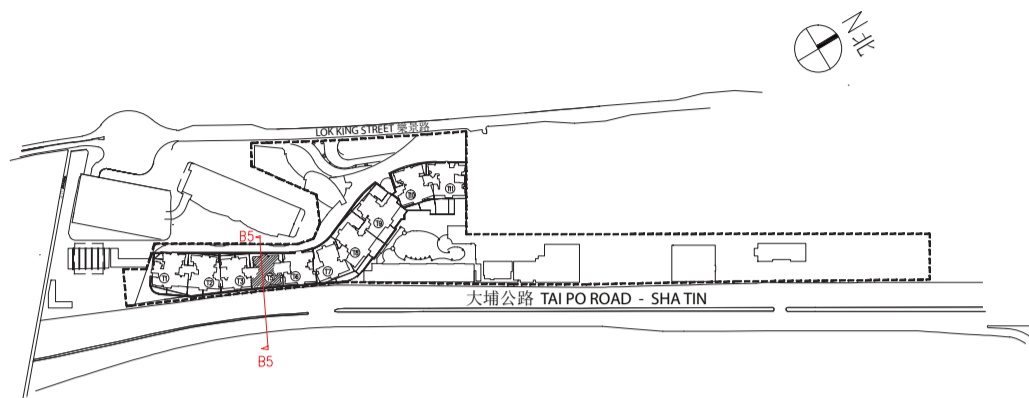
毗連建築物的一段緊急車輛通道為香港水平基準以上23.8米。

毗連建築物的一段通路為香港水平基準以上6.95米。


1. Dotted line denotes the lowest residential floor.
虛線為最低住宅樓層水平。
2. ▽Height in metres above Hong Kong Principal Datum (HKPD).
香港主水平基準以上高度 (米)。

Cross Section Plan of Building in the Phase of the Development 發展項目期數中的建築物的橫截面圖

CROSS-SECTION PLAN B5 橫截面圖B5



BLOCK PLAN
座向圖



The part of Tai Po Road adjacent to the building is 7.3 metres above the Hong Kong Principal Datum.

The Emergency Vehicles Access adjacent to the building is 23.8 metres above the Hong Kong Principal Datum.

The part of Access Road adjacent to the building is 7.0 metres above the Hong Kong Principal Datum.

毗連建築物的一段大埔公路為香港水平基準以上7.3米。


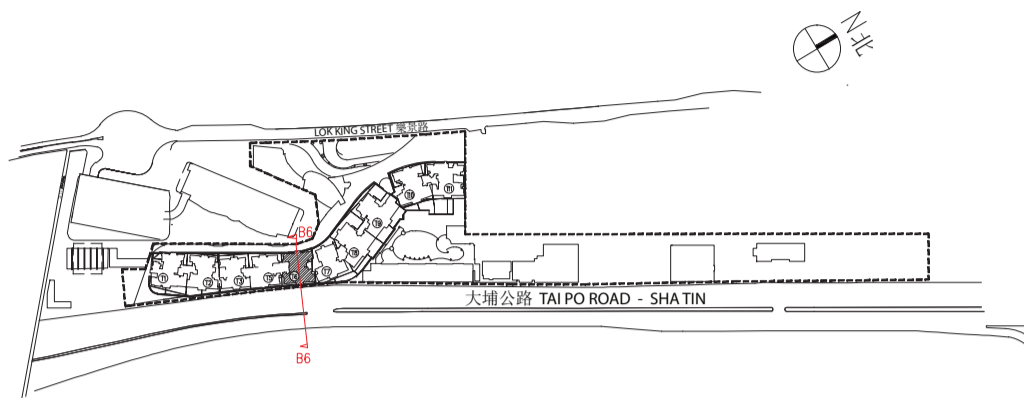
毗連建築物的一段緊急車輛通道為香港水平基準以上23.8米。

毗連建築物的一段通路為香港水平基準以上7.0米。

1. Dotted line denotes the lowest residential floor.
虛線為最低住宅樓層水平。
2. ▽ Height in metres above Hong Kong Principal Datum (HKPD).
香港主水平基準以上高度(米)。

Cross Section Plan of Building in the Phase of the Development 發展項目期數中的建築物的橫截面圖

CROSS-SECTION PLAN B6 橫截面圖B6



The part of Tai Po Road adjacent to the building is 7.1 metres above the Hong Kong Principal Datum.

The Emergency Vehicles Access adjacent to the building is 23.8 metres above the Hong Kong Principal Datum.

The part of Access Road adjacent to the building is 7.0 metres above the Hong Kong Principal Datum.

毗連建築物的一段大埔公路為香港水平基準以上7.1米。

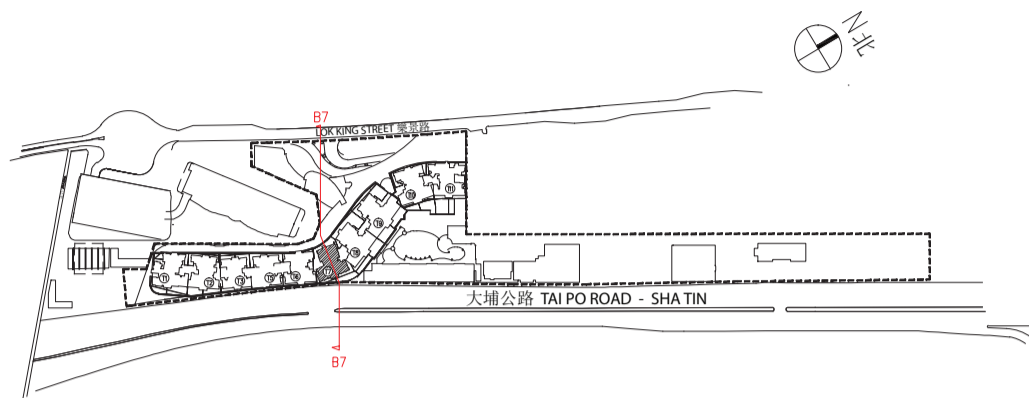
毗連建築物的一段緊急車輛通道為香港水平基準以上23.8米。

毗連建築物的一段通路為香港水平基準以上7.0米。

1. Dotted line denotes the lowest residential floor.
虛線為最低住宅樓層水平。
2. ▽Height in metres above Hong Kong Principal Datum (HKPD).
香港主水平基準以上高度(米)。

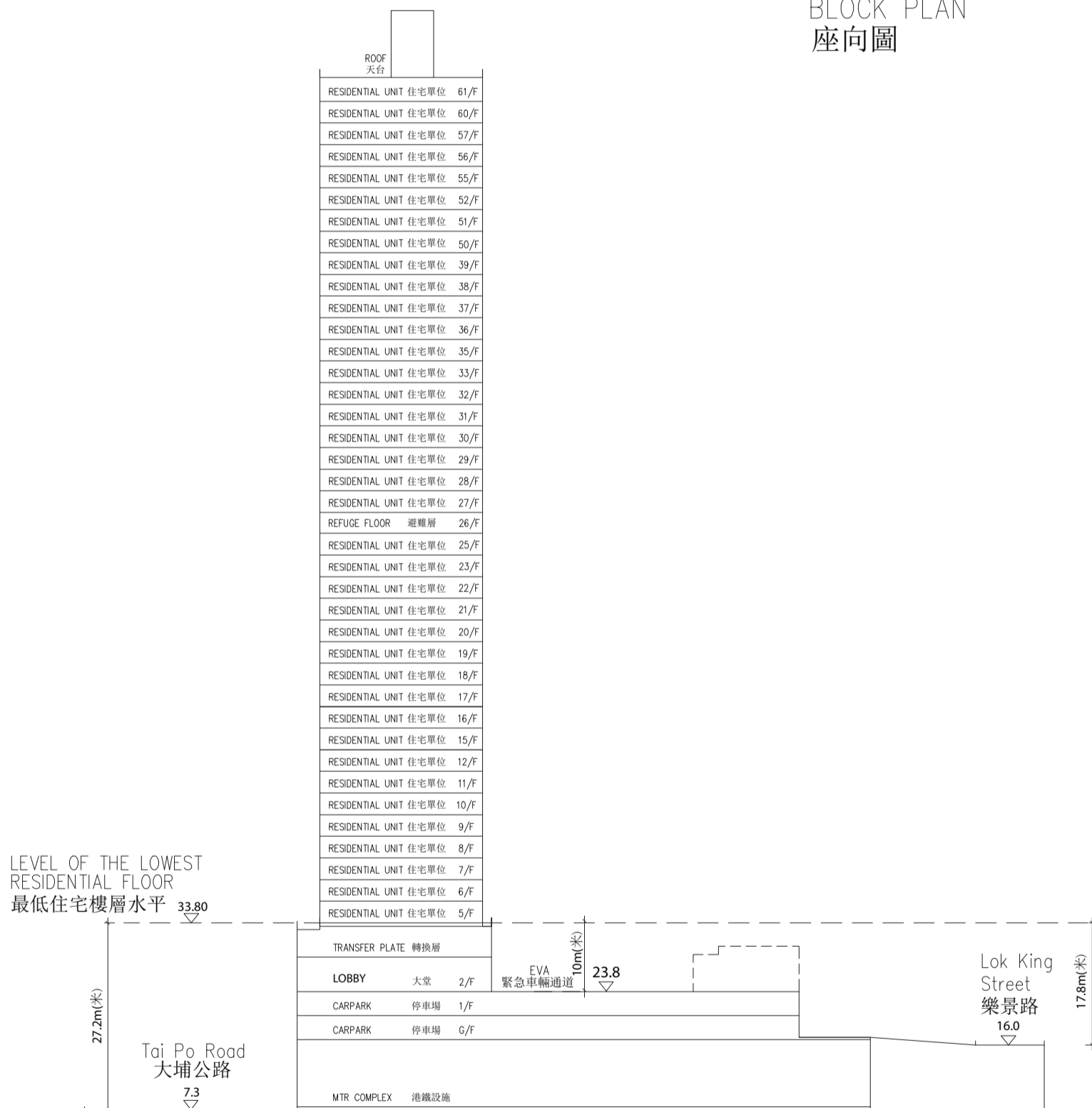
Cross Section Plan of Building in the Phase of the Development 發展項目期數中的建築物的橫截面圖

CROSS-SECTION PLAN B7 橫截面圖B7



TOWER 7
第七座

BLOCK PLAN
座向圖



The part of Tai Po Road adjacent to the building is 7.3 metres above the Hong Kong Principal Datum.

The Emergency Vehicles Access adjacent to the building is 23.8 metres above the Hong Kong Principal Datum.

The part of Lok King Street adjacent to the building is 16.0 metres above the Hong Kong Principal Datum.

毗連建築物的一段大埔公路為香港水平基準以上7.3米。

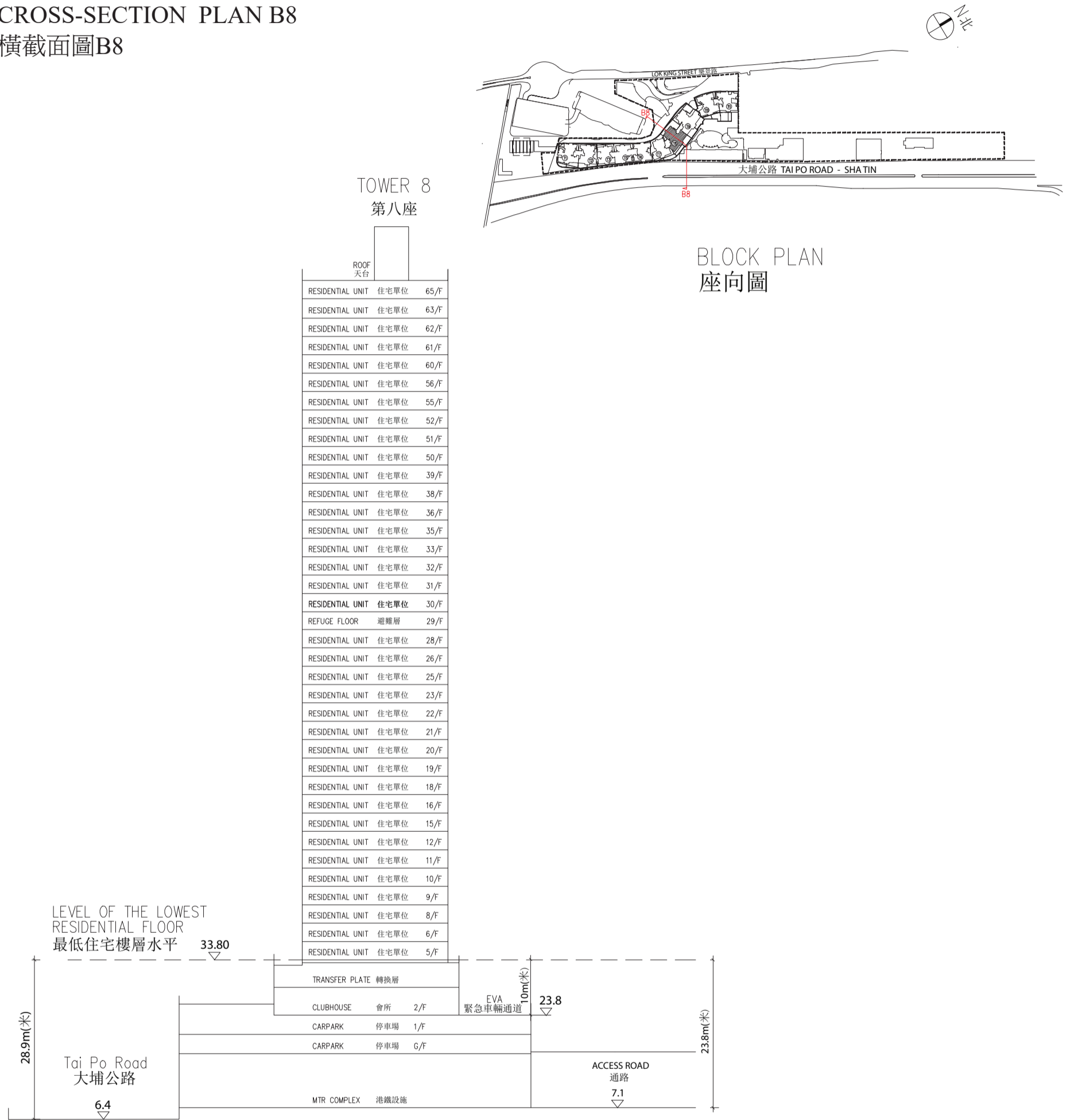
毗連建築物的一段緊急車輛通道為香港水平基準以上23.8米。

毗連建築物的一段樂景街為香港水平基準以上16.0米。

1. Dotted line denotes the lowest residential floor.
虛線為最低住宅樓層水平。
2. ▽ Height in metres above Hong Kong Principal Datum (HKPD).
香港主水平基準以上高度(米)。

Cross Section Plan of Building in the Phase of the Development 發展項目期數中的建築物的橫截面圖

CROSS-SECTION PLAN B8 橫截面圖B8



The part of Tai Po Road adjacent to the building is 6.4 metres above the Hong Kong Principal Datum.

The Emergency Vehicles Access adjacent to the building is 23.8 metres above the Hong Kong Principal Datum.

The part of Access Road adjacent to the building is 7.1 metres above the Hong Kong Principal Datum.

毗連建築物的一段大埔公路為香港水平基準以上6.4米。

毗連建築物的一段緊急車輛通道為香港水平基準以上23.8米。

毗連建築物的一段通路為香港水平基準以上7.1米。

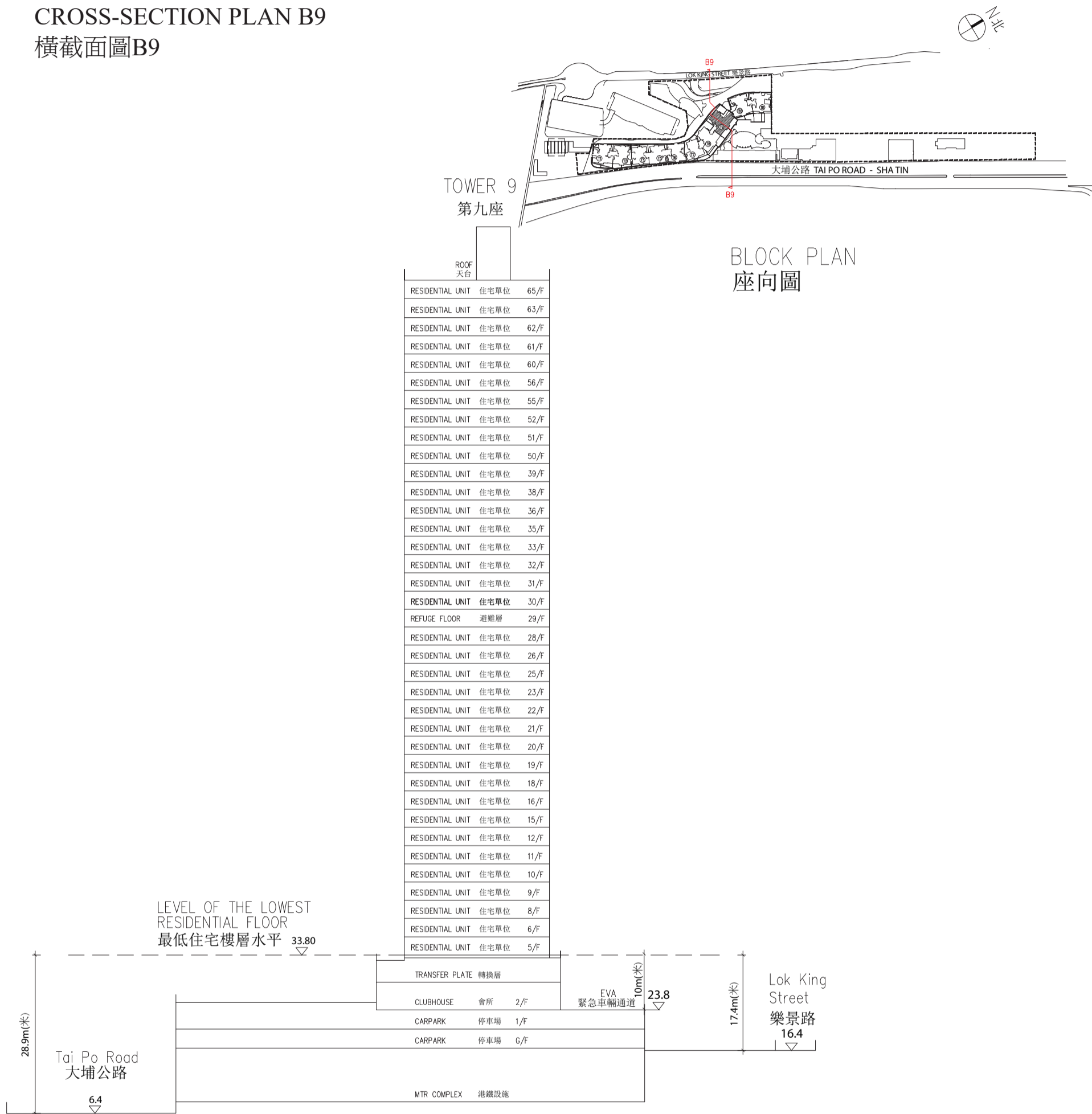
1. Dotted line denotes the lowest residential floor.
虛線為最低住宅樓層水平。
2. ▽ Height in metres above Hong Kong Principal Datum (HKPD).
香港主水平基準以上高度（米）。

Cross Section Plan of Building in the Phase of the Development

發展項目期數中的建築物的橫截面圖

CROSS-SECTION PLAN B9

橫截面圖B9



The part of Tai Po Road adjacent to the building is 6.4 metres above the Hong Kong Principal Datum.

The Emergency Vehicles Access adjacent to the building is 23.8 metres above the Hong Kong Principal Datum.

The part of Lok King Street adjacent to the building is 16.4 metres above the Hong Kong Principal Datum.

毗連建築物的一段大埔公路為香港水平基準以上6.4米。

毗連建築物的一段緊急車輛通道為香港水平基準以上23.8米。

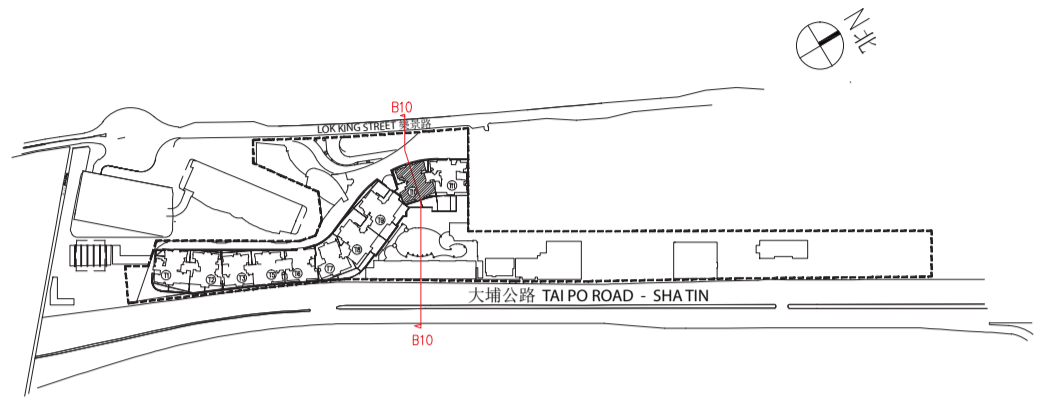
毗連建築物的一段樂景街為香港水平基準以上16.4米。

1. Dotted line denotes the lowest residential floor.
虛線為最低住宅樓層水平。

2. ▽ Height in metres above Hong Kong Principal Datum (HKPD).
香港主水平基準以上高度（米）。

Cross Section Plan of Building in the Phase of the Development 發展項目期數中的建築物的橫截面圖

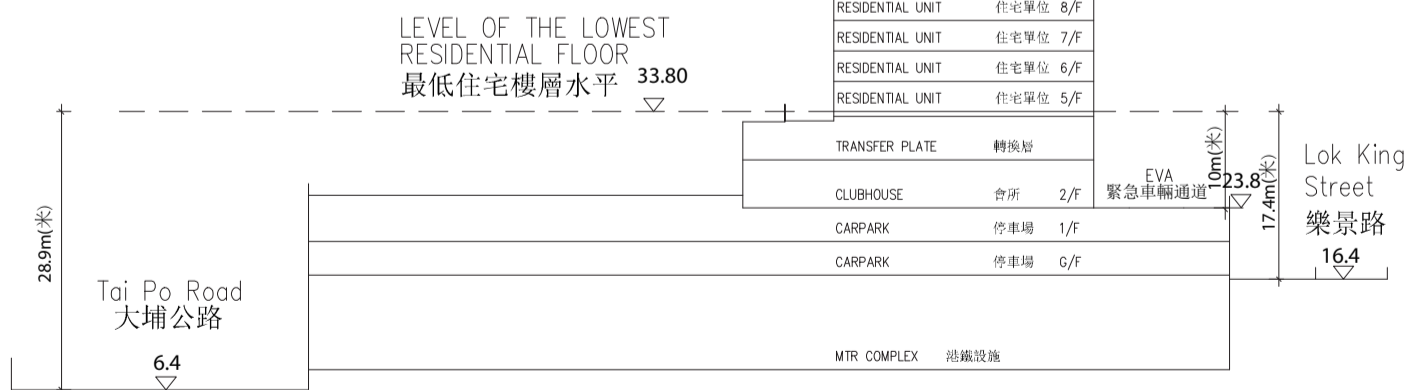
CROSS-SECTION PLAN B10 橫截面圖B10



TOWER 10
第十座

BLOCK PLAN
座向圖

ROOF 天台	
RESIDENTIAL UNIT	住宅單位 61/F
RESIDENTIAL UNIT	住宅單位 60/F
RESIDENTIAL UNIT	住宅單位 57/F
RESIDENTIAL UNIT	住宅單位 56/F
RESIDENTIAL UNIT	住宅單位 55/F
RESIDENTIAL UNIT	住宅單位 52/F
RESIDENTIAL UNIT	住宅單位 51/F
RESIDENTIAL UNIT	住宅單位 50/F
RESIDENTIAL UNIT	住宅單位 39/F
RESIDENTIAL UNIT	住宅單位 38/F
RESIDENTIAL UNIT	住宅單位 37/F
RESIDENTIAL UNIT	住宅單位 36/F
RESIDENTIAL UNIT	住宅單位 35/F
RESIDENTIAL UNIT	住宅單位 33/F
RESIDENTIAL UNIT	住宅單位 32/F
RESIDENTIAL UNIT	住宅單位 31/F
RESIDENTIAL UNIT	住宅單位 30/F
RESIDENTIAL UNIT	住宅單位 29/F
RESIDENTIAL UNIT	住宅單位 28/F
RESIDENTIAL UNIT	住宅單位 27/F
REFUGE FLOOR	避難層 26/F
RESIDENTIAL UNIT	住宅單位 25/F
RESIDENTIAL UNIT	住宅單位 23/F
RESIDENTIAL UNIT	住宅單位 22/F
RESIDENTIAL UNIT	住宅單位 21/F
RESIDENTIAL UNIT	住宅單位 20/F
RESIDENTIAL UNIT	住宅單位 19/F
RESIDENTIAL UNIT	住宅單位 18/F
RESIDENTIAL UNIT	住宅單位 17/F
RESIDENTIAL UNIT	住宅單位 16/F
RESIDENTIAL UNIT	住宅單位 15/F
RESIDENTIAL UNIT	住宅單位 12/F
RESIDENTIAL UNIT	住宅單位 11/F
RESIDENTIAL UNIT	住宅單位 10/F
RESIDENTIAL UNIT	住宅單位 9/F
RESIDENTIAL UNIT	住宅單位 8/F
RESIDENTIAL UNIT	住宅單位 7/F
RESIDENTIAL UNIT	住宅單位 6/F
RESIDENTIAL UNIT	住宅單位 5/F



The part of Tai Po Road adjacent to the building is 6.4 metres above the Hong Kong Principal Datum.

The Emergency Vehicles Access adjacent to the building is 23.8 metres above the Hong Kong Principal Datum.

The part of Lok King Street adjacent to the building is 16.4 metres above the Hong Kong Principal Datum.

毗連建築物的一段大埔公路為香港水平基準以上6.4米。

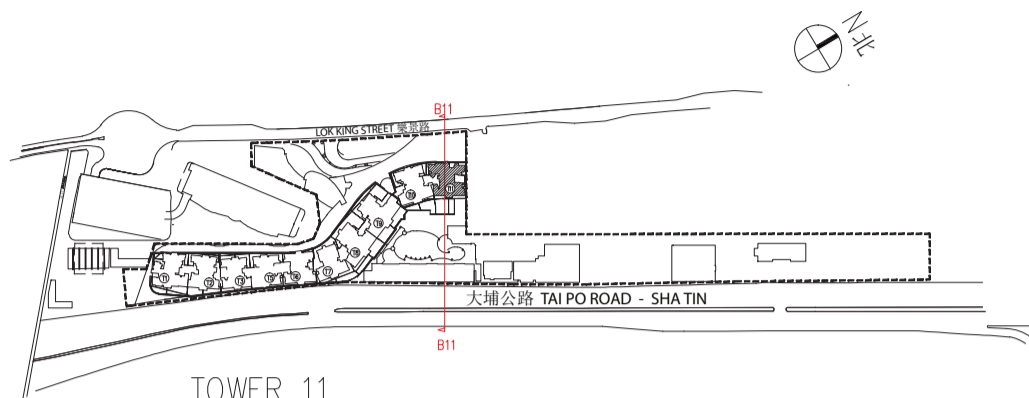
毗連建築物的一段緊急車輛通道為香港水平基準以上23.8米。

毗連建築物的一段樂景街為香港水平基準以上16.4米。

1. Dotted line denotes the lowest residential floor.
虛線為最低住宅樓層水平。
2. ▽Height in metres above Hong Kong Principal Datum (HKPD).
香港主水平基準以上高度(米)。

Cross Section Plan of Building in the Phase of the Development 發展項目期數中的建築物的橫截面圖

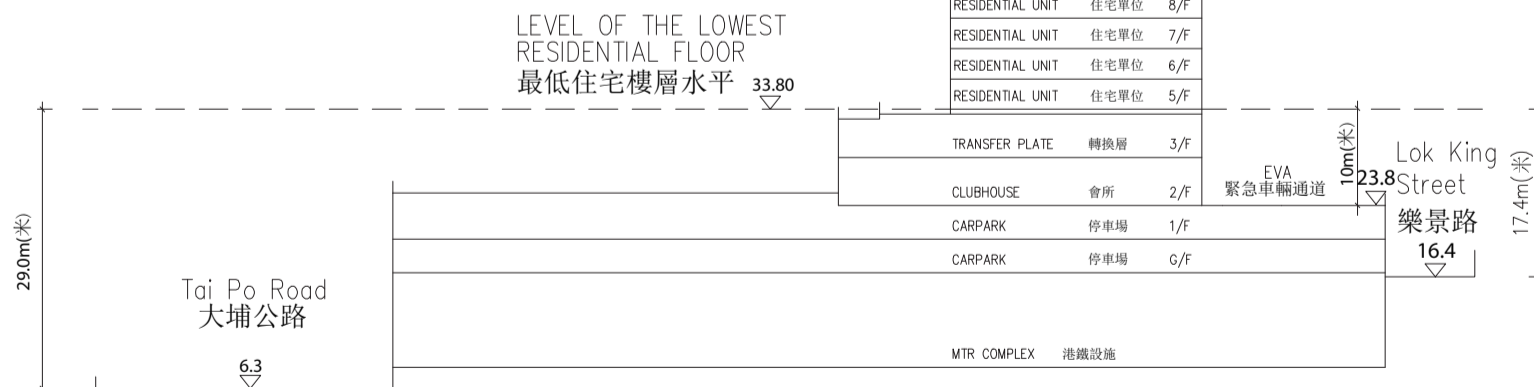
CROSS-SECTION PLAN B11 橫截面圖B11



TOWER 11
第十一座

BLOCK PLAN
座向圖

ROOF	天台	
RESIDENTIAL UNIT	住宅單位	61/F
RESIDENTIAL UNIT	住宅單位	60/F
RESIDENTIAL UNIT	住宅單位	57/F
RESIDENTIAL UNIT	住宅單位	56/F
RESIDENTIAL UNIT	住宅單位	55/F
RESIDENTIAL UNIT	住宅單位	52/F
RESIDENTIAL UNIT	住宅單位	51/F
RESIDENTIAL UNIT	住宅單位	50/F
RESIDENTIAL UNIT	住宅單位	39/F
RESIDENTIAL UNIT	住宅單位	38/F
RESIDENTIAL UNIT	住宅單位	37/F
RESIDENTIAL UNIT	住宅單位	36/F
RESIDENTIAL UNIT	住宅單位	35/F
RESIDENTIAL UNIT	住宅單位	33/F
RESIDENTIAL UNIT	住宅單位	32/F
RESIDENTIAL UNIT	住宅單位	31/F
RESIDENTIAL UNIT	住宅單位	30/F
RESIDENTIAL UNIT	住宅單位	29/F
RESIDENTIAL UNIT	住宅單位	28/F
RESIDENTIAL UNIT	住宅單位	27/F
REFUGE FLOOR	避難層	26/F
RESIDENTIAL UNIT	住宅單位	25/F
RESIDENTIAL UNIT	住宅單位	23/F
RESIDENTIAL UNIT	住宅單位	22/F
RESIDENTIAL UNIT	住宅單位	21/F
RESIDENTIAL UNIT	住宅單位	20/F
RESIDENTIAL UNIT	住宅單位	19/F
RESIDENTIAL UNIT	住宅單位	18/F
RESIDENTIAL UNIT	住宅單位	17/F
RESIDENTIAL UNIT	住宅單位	16/F
RESIDENTIAL UNIT	住宅單位	15/F
RESIDENTIAL UNIT	住宅單位	12/F
RESIDENTIAL UNIT	住宅單位	11/F
RESIDENTIAL UNIT	住宅單位	10/F
RESIDENTIAL UNIT	住宅單位	9/F
RESIDENTIAL UNIT	住宅單位	8/F
RESIDENTIAL UNIT	住宅單位	7/F
RESIDENTIAL UNIT	住宅單位	6/F
RESIDENTIAL UNIT	住宅單位	5/F



The part of Tai Po Road adjacent to the building is 6.3 metres above the Hong Kong Principal Datum.

The Emergency Vehicles Access adjacent to the building is 23.8 metres above the Hong Kong Principal Datum.

The part of Lok King Street adjacent to the building is 16.4 metres above the Hong Kong Principal Datum.

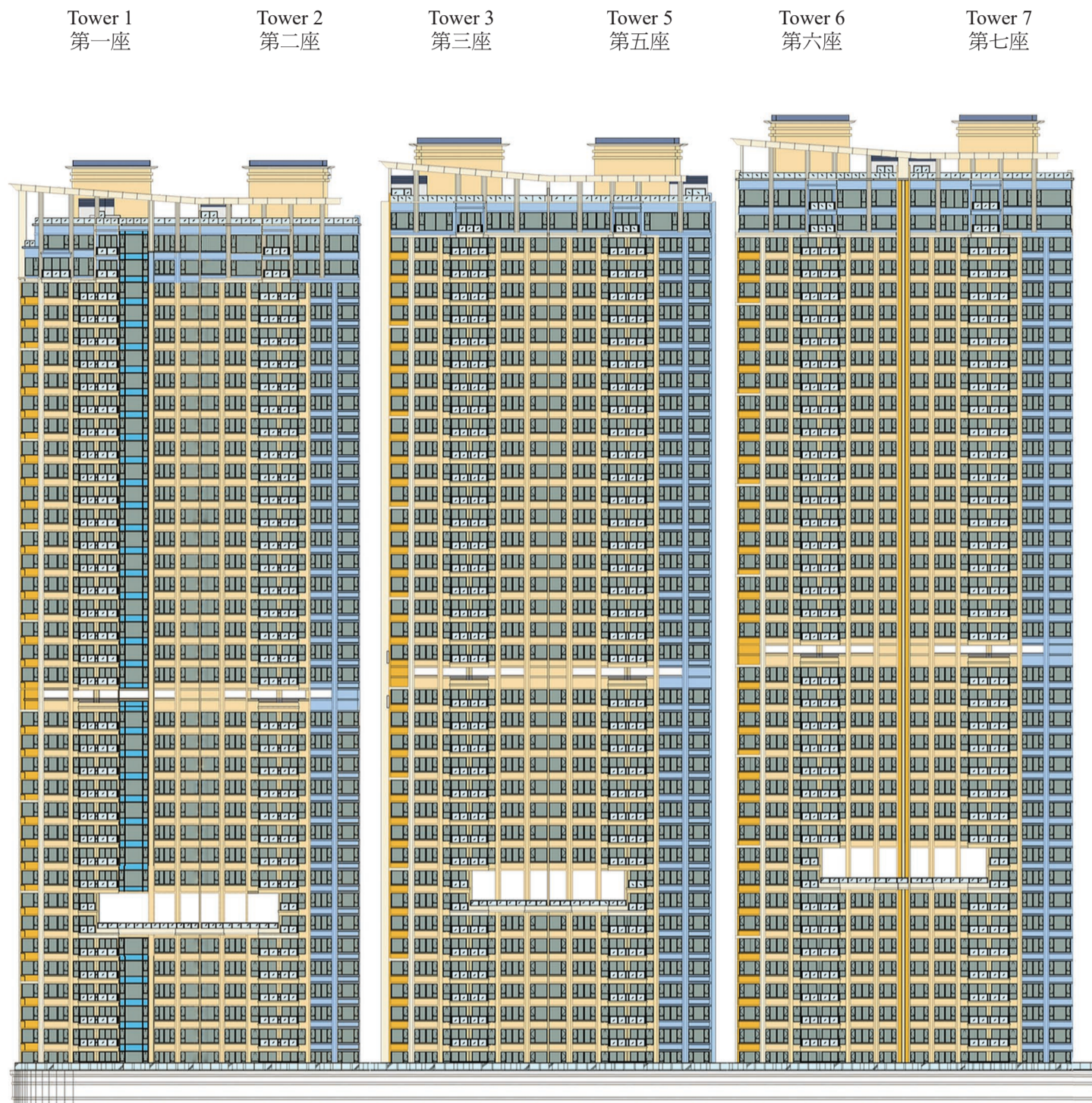
毗連建築物的一段大埔公路為香港水平基準以上6.3米。

毗連建築物的一段緊急車輛通道為香港水平基準以上23.8米。

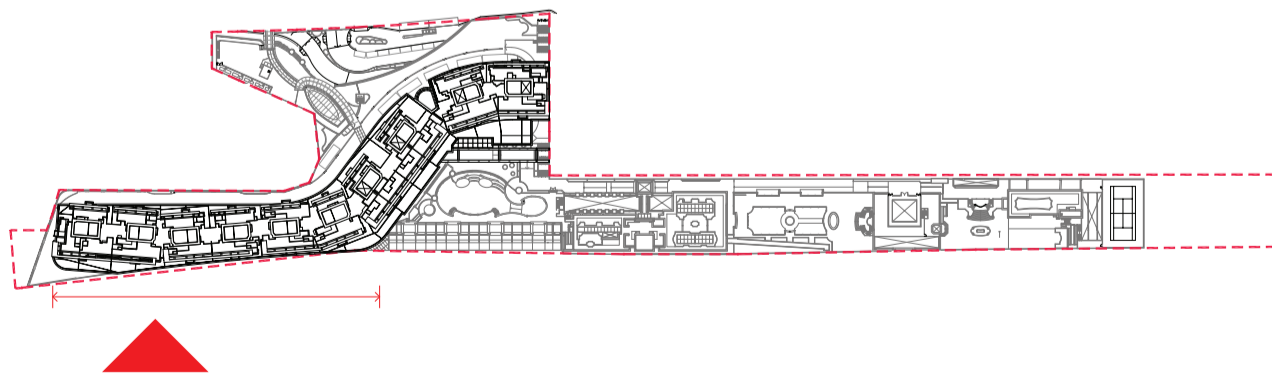
毗連建築物的一段樂景街為香港水平基準以上16.4米。

1. Dotted line denotes the lowest residential floor.
虛線為最低住宅樓層水平。
2. ▽ Height in metres above Hong Kong Principal Datum (HKPD).
香港主水平基準以上高度（米）。

Elevation Plan 立面圖



East Elevation Tower 1-7
第一座至第七座東面立面圖




Authorized Person for the Development certified that the elevations shown on this elevation plan:

- (a) are prepared on the basis of the approved building plans for the Development as of 16 Oct 2008; and
- (b) are in general accordance with the outward appearance of the Development.

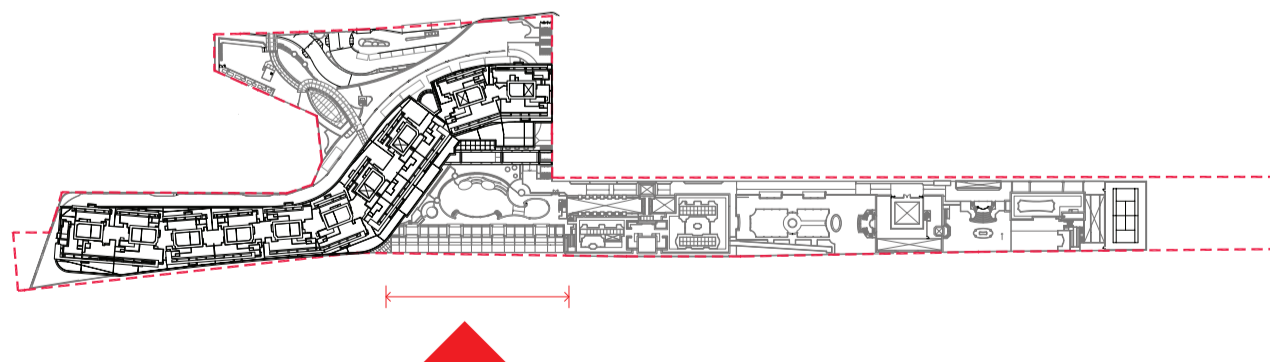
發展項目的認可人士證明本立面圖所顯示的立面：

- (a) 以2008年10月16日的情況為準的發展項目的經批准的建築圖則為基礎擬備；及
- (b) 大致上與發展項目的外觀一致。

Elevation Plan 立面圖



East Elevation Tower 8-11
第八座至第十一座東面立面圖



Authorized Person for the Development certified that the elevations shown on this elevation plan:

- (a) are prepared on the basis of the approved building plans for the Development as of 16 Oct 2008; and
- (b) are in general accordance with the outward appearance of the Development.

發展項目的認可人士證明本立面圖所顯示的立面：

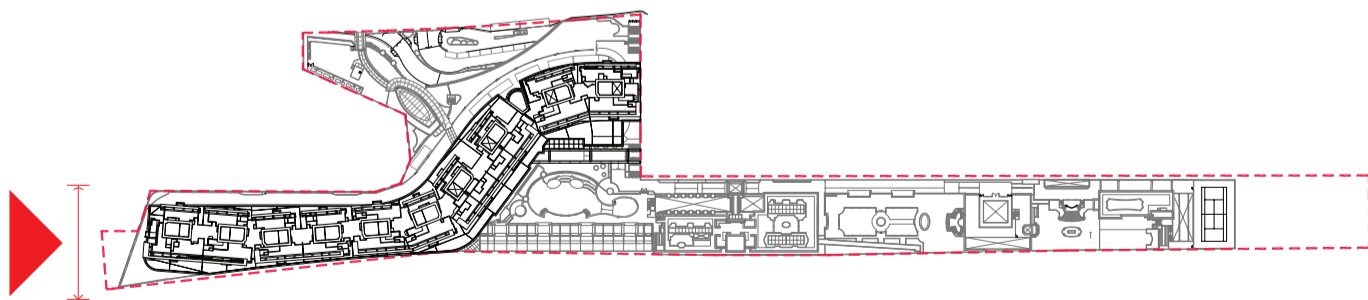
- (a) 以2008年10月16日的情況為準的發展項目的經批准的建築圖則為基礎擬備；及
- (b) 大致上與發展項目的外觀一致。

Elevation Plan 立面圖

Tower 1
第一座



South Elevation Tower 1
第一座南面立面圖




Authorized Person for the Development certified that the elevations shown on this elevation plan:

- (a) are prepared on the basis of the approved building plans for the Development as of 17 Mar 2008; and
- (b) are in general accordance with the outward appearance of the Development.

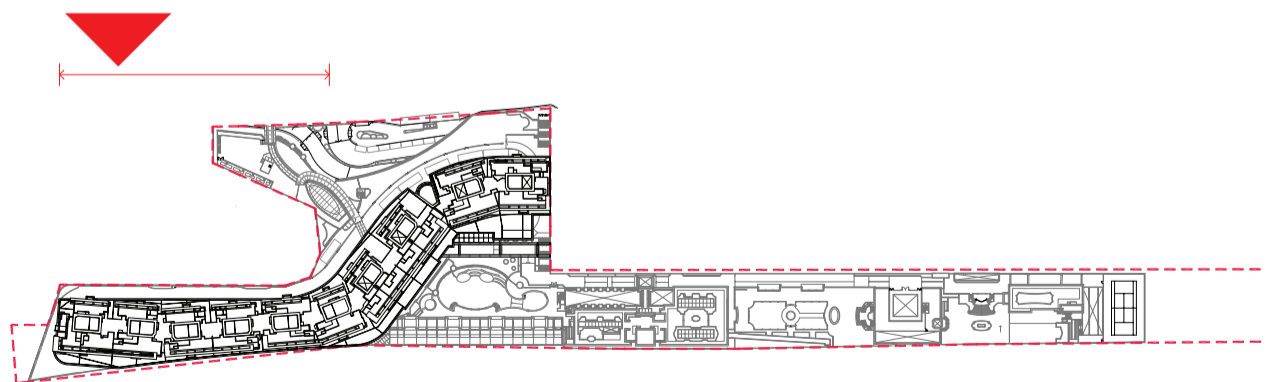
發展項目的認可人士證明本立面圖所顯示的立面：

- (a) 以2008年3月17日的情況為準的發展項目的經批准的建築圖則為基礎擬備；及
- (b) 大致上與發展項目的外觀一致。

Elevation Plan 立面圖



West Elevation Tower 1-7
第一座至第七座西面立面圖




Authorized Person for the Development certified that the elevations shown on this elevation plan:

- (a) are prepared on the basis of the approved building plans for the Development as of 16 Oct 2008; and
- (b) are in general accordance with the outward appearance of the Development.

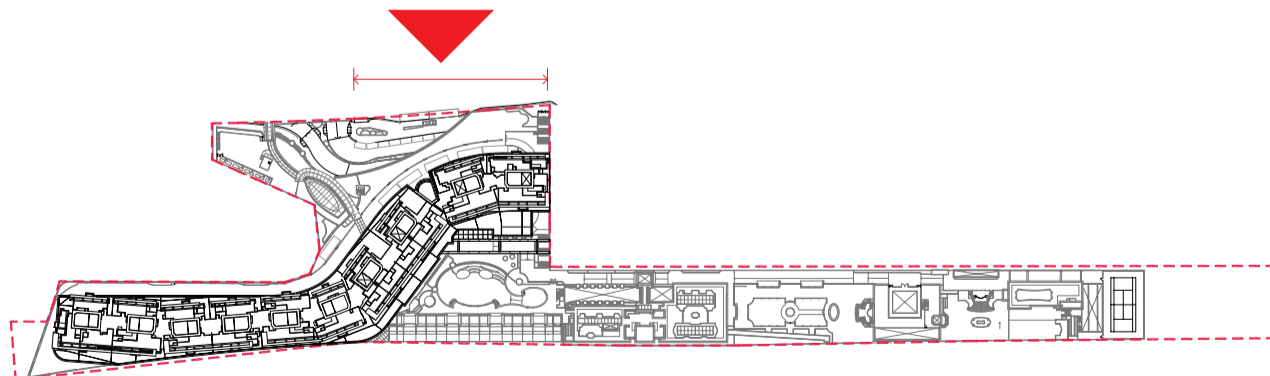
發展項目的認可人士證明本立面圖所顯示的立面：

- (a) 以2008年10月16日的情況為準的發展項目的經批准的建築圖則為基礎擬備；及
- (b) 大致上與發展項目的外觀一致。

Elevation Plan 立面圖



West Elevation Tower 8-11
第八座至第十一座西面立面圖



Authorized Person for the Development certified that the elevations shown on this elevation plan:

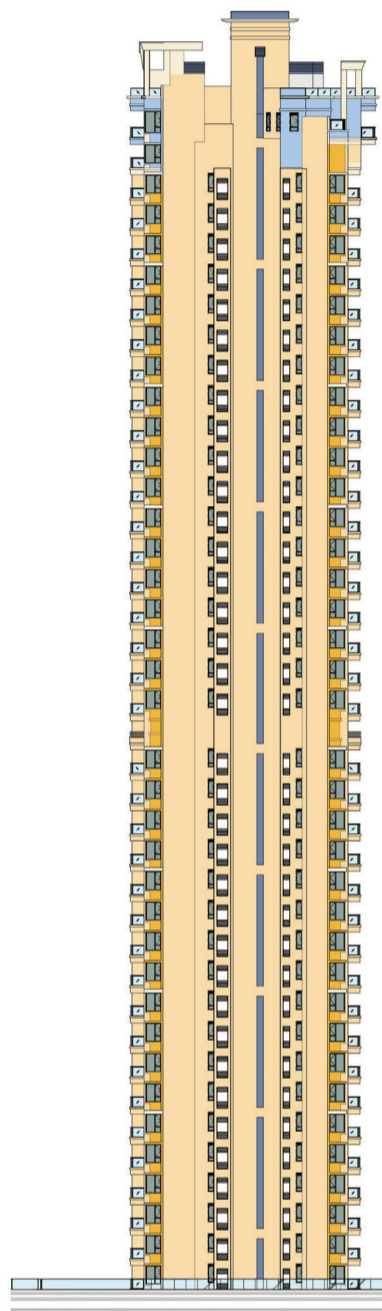
- (a) are prepared on the basis of the approved building plans for the Development as of 16 Oct 2008; and
- (b) are in general accordance with the outward appearance of the Development.

發展項目的認可人士證明本立面圖所顯示的立面：

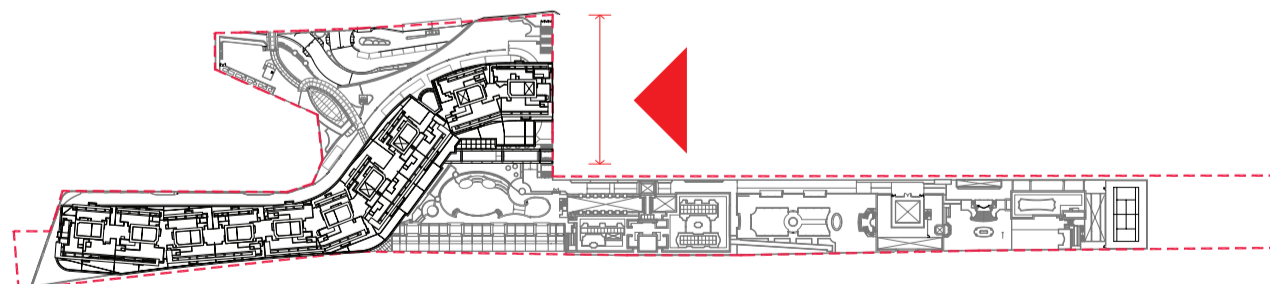
- (a) 以2008年10月16日的情況為準的發展項目的經批准的建築圖則為基礎擬備；及
- (b) 大致上與發展項目的外觀一致。

Elevation Plan 立面圖

Tower 11
第十一座



North Elevation Tower 11
第十一座北面立面圖



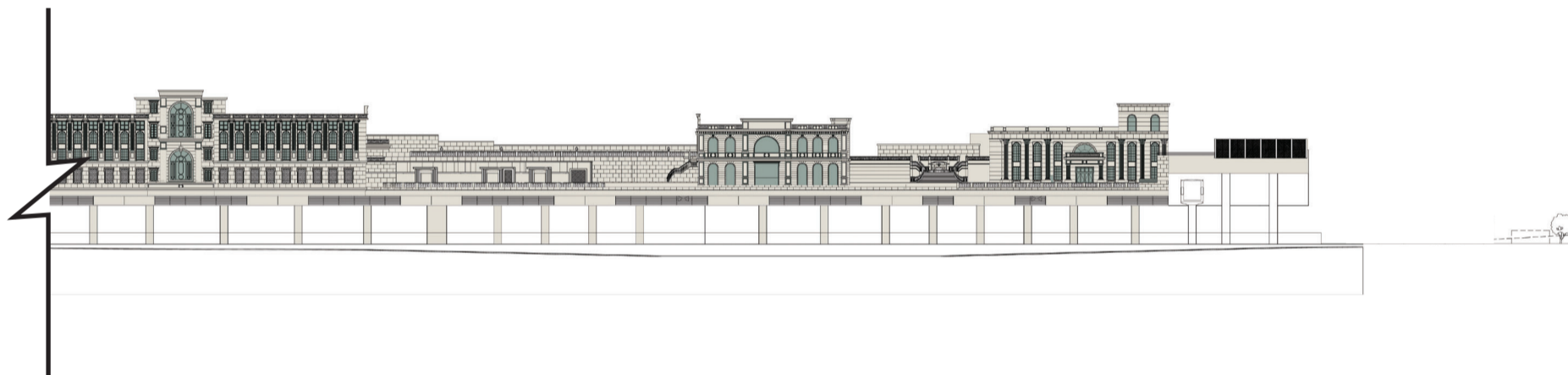
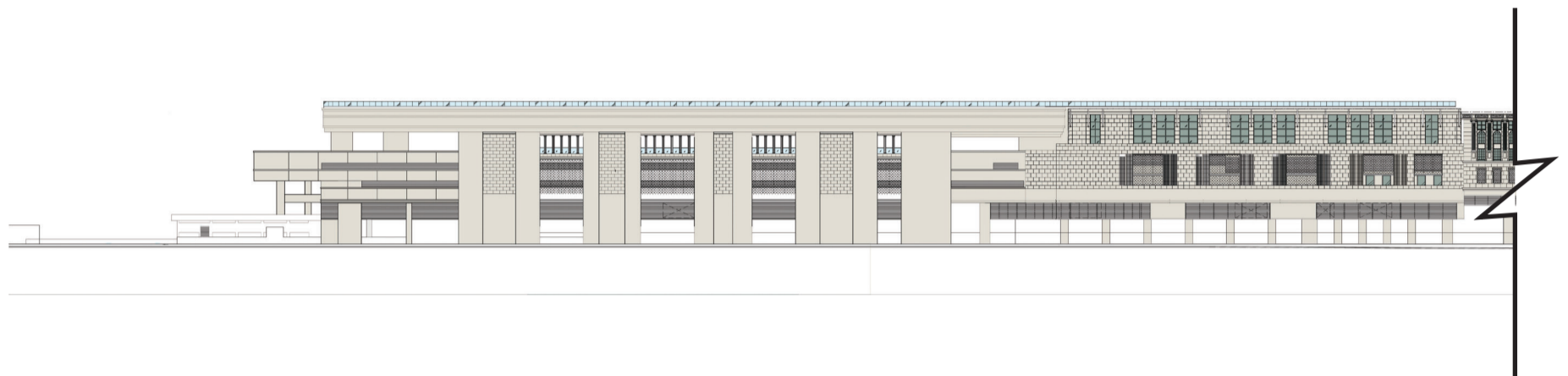
Authorized Person for the Development certified that the elevations shown on this elevation plan:

- (a) are prepared on the basis of the approved building plans for the Development as of 17 Mar 2008; and
- (b) are in general accordance with the outward appearance of the Development.

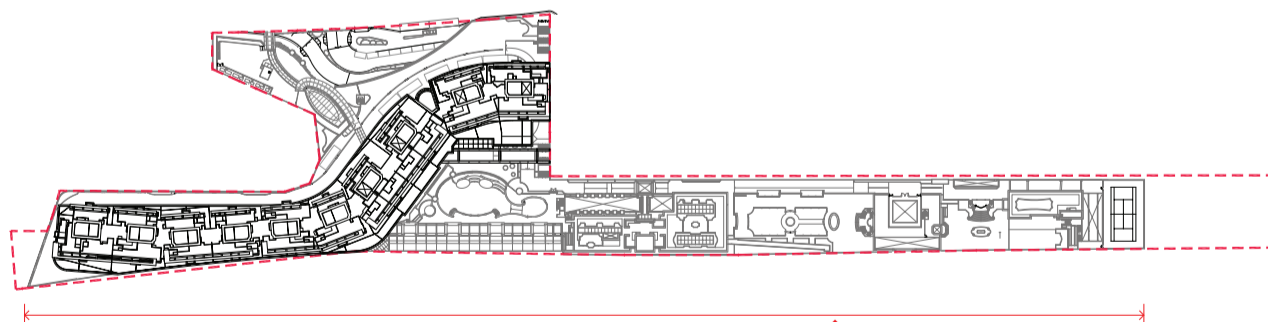
發展項目的認可人士證明本立面圖所顯示的立面：

- (a) 以2008年3月17日的情況為準的發展項目的經批准的建築圖則為基礎擬備；及
- (b) 大致上與發展項目的外觀一致。

Elevation Plan 立面圖



Podium South-East
平台東南面



Podium South-East
平台東南面

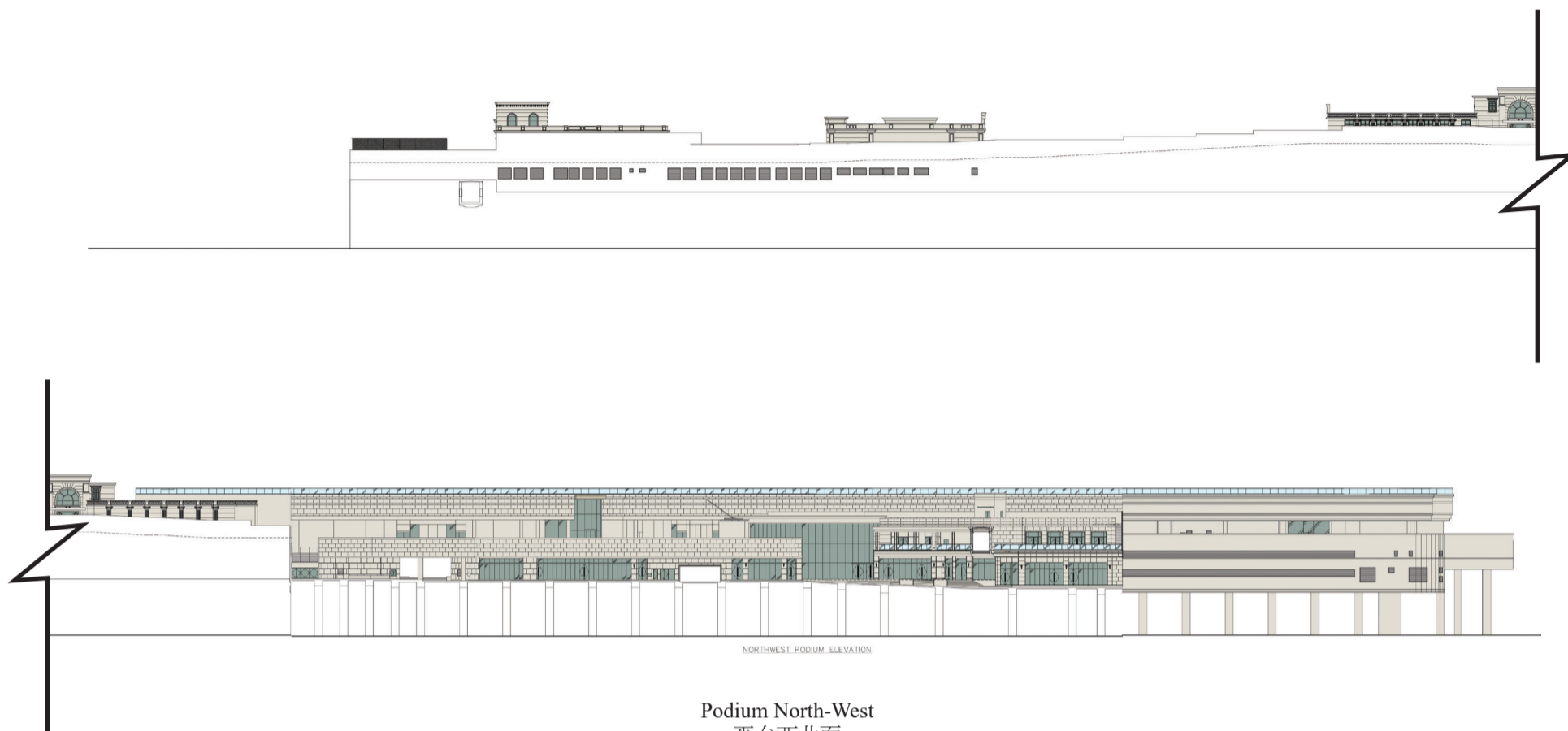
Authorized Person for the Development certified that the elevations shown on this elevation plan:

- (a) are prepared on the basis of the approved building plans for the Development as of 16 Oct 2008; and
- (b) are in general accordance with the outward appearance of the Development.

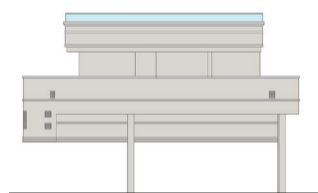
發展項目的認可人士證明本立面圖所顯示的立面：

- (a) 以2008年10月16日的情況為準的發展項目的經批准的建築圖則為基礎擬備；及
- (b) 大致上與發展項目的外觀一致。

Elevation Plan 立面圖



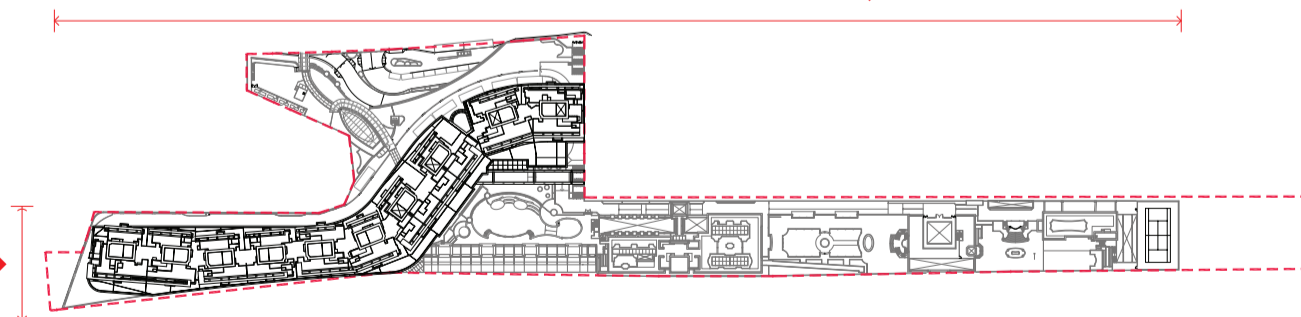
Podium North-West
平台西北面



Podium South-West
平台西南面

Podium North-West
平台西北面

Podium South-West
平台西南面



Authorized Person for the Development certified that the elevations shown on this elevation plan:

- (a) are prepared on the basis of the approved building plans for the Development as of 16 Oct 2008; and
- (b) are in general accordance with the outward appearance of the Development.

發展項目的認可人士證明本立面圖所顯示的立面：

- (a) 以2008年10月16日的情況為準的發展項目的經批准的建築圖則為基礎擬備；及
- (b) 大致上與發展項目的外觀一致。

Information on Common Facilities in the Phase of the Development 發展項目期數中的公共設施的資料

Category of common facilities 公用設施的類別	Covered area 有上蓋範圍 Area 面積 Square metre (Square feet) 平方米 (平方呎)	Uncovered area 無上蓋範圍 Area 面積 Square metre (Square feet) 平方米 (平方呎)	Total Area 總面積 Square metre (Square feet) 平方米 (平方呎)
Residents' clubhouse (including any recreational facilities for residents' use) 住客會所(包括供住客使用的任何康樂設施)	6,043.590 (65053)	2,292.051 (24672)	8,335.641 (89725)
Communal garden or play area for residents' use on the roof, or on any floor between the roof and the lowest residential floor, of a building in the Development (whether known as a communal sky garden or otherwise) 位於發展項目中的建築物的天台或在天台和最低一層住宅樓層之間的任何一層的、供住客使用的公用花園或遊樂地方(不論是稱為公用空中花園或有其他名稱)	1,749.381 (18830)	Not Applicable 不適用	1,749.381 (18830)
Communal garden or play area for residents' use below the lowest residential floor of a building in the Development (whether known as a covered and landscaped play area or otherwise) 位於發展項目中的建築物的最低一層住宅樓層以下的、供住客使用的公用花園或遊樂地方(不論是稱為有蓋及園景的遊樂場或有其他名稱)	2,439.979 (26264)	2,549.680 (27445)	4,989.659 (53709)

Remarks:

Areas in square metres as specified above are based on the latest approved building plans.

Areas in square feet are converted at a rate of 1 square metre to 10.764 square feet and rounded off to the nearest integer.

附註：

上述所列以平方米顯示之面積乃依據最近的經批准的建築圖則。

以平方呎顯示的面積以1平方米=10.764平方呎換算，並四捨五入至整數。

Inspection of Plans and Deed of Mutual Covenant 閱覽圖則及公契

1. A copy of Outline Zoning Plan relating to the Development is available at www.ozp.tpb.gov.hk
2. A copy of every Deed of Mutual Covenant in respect of the specified residential property that has been executed is available for inspection free of charge at the place at which the specified residential property is offered to be sold.

1. 備有關乎本發展項目的分區計劃大綱圖的文本供閱覽的互聯網站的網址為 www.ozp.tpb.gov.hk
2. 指明住宅物業每一已簽立的公契的文本存放在指明住宅物業的售樓處，以供免費閱覽。

Fittings, Finishes and Appliances

裝置、裝修物料及設備

1.Exterior Finishes	
Item	Description
(a) External Wall	Podium is finished with natural stone, metal cladding, ceramic tiles, external paints. Tower is finished with ceramic tiles, curtain wall, metal cladding.
(b) Window	Aluminium window frames and tinted glass for windows in living, dining room and bedrooms. Aluminium window frames and obscured glass for windows in bathrooms.
(c) Bay Window	Material for the bay window is reinforced concrete with ceramic tiles. Obscured glass wall is installed between 2 adjacent bay windows. Bay window sills are finished with natural stone.
(d) Planter	Nil
(e) Verandah or Balcony	Balconies are covered and fitted with glass and metal balustrade. Floor of balcony is finished with stone. Wall of balcony is finished with stone. Ceiling is finished with metal false ceiling. There is no verandah.
(f) Drying Facilities for Clothing	Nil

2.Interior Finishes	
Item	Description
(a) Lobby	Floor is finished with natural stone. Walls are finished with natural stone, mirror, timber panel with gypsum board false ceiling.
(b) Internal wall and ceiling	<u>Living Room, Dining Room and Bedrooms</u> For all units except Unit A 63/F of Tower 9: Plastered and painted with emulsion paint where exposed. For Unit A 63/F of Tower 9: Wall paper, wood linings, and fabric linings on wall, plastered and painted with emulsion paint on ceiling.
(c) Internal Floor	<u>Living Room, Dining Room and Bedrooms</u> For all units except Unit A 63/F of Tower 9: Timber flooring with timber skirting. For Unit A 63/F of Tower 9: Marble flooring in living room and dining room, and timber flooring in bedrooms.
(d) Bathroom	Wall: Marble, mirror to exposed surface up to false ceiling level. Ceiling: Gypsum board false ceiling. Floor: Marble, granite to exposed surface.
(e) Kitchen	Wall: Reconstituted stone to exposed surface up to false ceiling level. Ceiling: Metal false ceiling. Floor: Marble, granite to exposed surface. Cooking bench finishes: Reconstituted stone.

3.Interior Fittings	
Item	Description
(a) Doors	Entrance door: Timber veneer finish solid core wooden door fitted with door lock, concealed door closer and eye viewer. Kitchen door: Timber veneer finish solid core wooden door fitted with glass vision panel and concealed door closer. Bathroom, bedroom, and store door: Timber veneer finish hollow core wooden door fitted with door lock. Balcony door: Aluminum framed glass sliding door fitted with door lock. Flat roof door: Aluminum framed glass sliding door or swing door fitted with door lock.
(b) Bathroom	Bathroom - Fitted with mirror cabinet, wooden vanity counter with natural stone countertop. Fittings and equipment include vitreous china flushing water closet, vitreous china wash basin with chrome plated basin mixer, enameled pressed steel bath tub (size 1500 x 700 x 390mm) with chrome plated bath mixer except listed below, chrome plated towel rack, towel ring and paper holder. Bathroom within master bedroom of the following units is fitted with acrylic bubble massage bath tub (size 1525 x 820 x 500mm) with chrome plated bath mixer and shower cubicle with chrome plated shower mixer. Unit A, 5/F to 56/F of Tower 1; Unit A, 5/F to 62/F of Tower 8; Unit B, 5/F to 62/F of Tower 8; Unit A, 5/F to 62/F of Tower 9; Unit B, 5/F to 62/F of Tower 9; Unit A, 5/F to 57/F of Tower 10; Unit B, 5/F to 57/F of Tower 10; Bathroom within master bedroom of the following special units is fitted with acrylic bubble massage bath tub (size 1525 x 820 x 500mm) with chrome plated bath mixer and shower cubicle with chrome plated shower mixer. Unit A 57/F of Tower 1; Unit B 56/F of Tower 1; Unit A 56/F of Tower 2; Unit A 57/F of Tower 2; Unit A 60/F of Tower 6; Unit A 61/F of Tower 6; Unit A 60/F of Tower 7; Unit A 61/F of Tower 7; Unit A 63/F of Tower 8; Unit B 63/F of Tower 8; Unit C 63/F of Tower 8; Unit A 63/F of Tower 9; Unit B 63/F of Tower 9; Unit C 63/F of Tower 9; Unit A 60/F of Tower 10; Unit A 61/F of Tower 10; Unit A 60/F of Tower 11; Unit A 61/F of Tower 11; Unit B 61/F of Tower 11. Bathroom within master bedroom of the following units is fitted with shower cubicle with chrome plated shower panel set in addition to bath tub. Unit A, 5/F to 55/F of Tower 2; Unit B, 5/F to 55/F of Tower 2; Unit A, 5/F to 57/F of Tower 6; Unit B, 5/F to 57/F of Tower 6; Unit A, 5/F to 57/F of Tower 7; Unit B, 5/F to 57/F of Tower 7; Unit C, 5/F to 60/F of Tower 7; Unit C, 5/F to 62/F of Tower 8; Unit C, 5/F to 62/F of Tower 9; Unit A, 5/F to 57/F of Tower 11; Unit B, 5/F to 57/F of Tower 11; Unit C 57/F of Tower 1; Unit B 57/F of Tower 2; Unit A 60/F of Tower 3; Unit B 60/F of Tower 3; Unit A 60/F of Tower 5; Unit B 60/F of Tower 5; Unit B 61/F of Tower 6; Unit B 61/F of Tower 7; Unit B 61/F of Tower 10.

* The Vendor undertakes that if lifts or appliances of the specified brand name or model number are not installed in the Development, lifts or appliances of comparable quality will be installed.

Fittings, Finishes and Appliances

裝置、裝修物料及設備

3. Interior Fittings	
Item	Description
(b) Bathroom	<p>Bathroom within ensembles of the following units is fitted with shower cubicle with chrome plated shower panel set in addition to bath tub.</p> <p>Unit B 56/F of Tower 1; Unit A 56/F of Tower 2; Unit A 57/F of Tower 2;</p> <p>Unit A 60/F of Tower 6; Unit A 61/F of Tower 6; Unit A 60/F of Tower 7;</p> <p>Unit A 61/F of Tower 7; Unit A 63/F of Tower 8; Unit B 63/F of Tower 8;</p> <p>Unit C 63/F of Tower 8; Unit A 63/F of Tower 9; Unit B 63/F of Tower 9;</p> <p>Unit C 63/F of Tower 9; Unit A 60/F of Tower 10; Unit A 61/F of Tower 10;</p> <p>Unit A 60/F of Tower 11; Unit A 61/F of Tower 11.</p> <p>Please refer to "3(j) Water Supply" below for type and material of water supply system.</p>
(c) Kitchen	<p>Kitchen cabinet completed with fibre board, plastic laminate, high gloss lacquer door panel and fitted with reconstituted stone cooking bench and stainless-steel sink with hot and cold water mixer tap.</p> <p>Please refer to "3(j) Water Supply" below for material of water supply system.</p>
(d) Bedroom	Nil
(e) Telephone	<p>Telephone outlets are provided in living/dining room and bedrooms.</p> <p>For the location and the number of connection points, please refer to the "Schedule of Mechanical and Electrical Provisions of Residential Units"</p>
(f) Aerials	<p>TV/FM outlets for Satellite Master Antenna Television (SMATV) system, local TV/FM radio programmes are provided in living / dining room and bedroom.</p> <p>For the location and the number of connection points, please refer to the "Schedule of Mechanical and Electrical Provisions of Residential Units"</p>
(g) Electrical installations	<p>Provided with miniature circuit breakers board completed with main switch, residual current operated device and miniature circuit breakers.</p> <p>Some conduits are concealed in walls, while other conduits are exposed, but they are enclosed in the false ceilings, bulkheads and cabinets for lightings and power points.</p> <p>For the location and the number of power points and air conditioner points, please refer to the "Schedule of Mechanical and Electrical Provisions of Residential Units".</p>
(h) Gas Supply	<p>Town gas supply are provided to all residential units.</p> <p>Town gas supply pipes are connected to gas cooker hobs in kitchen, and are connected to town gas water heater in the unit.</p> <p>For the location of gas supply connected to gas water heater, please refer to the description of town gas water heater in the "Schedule of Mechanical and Electrical Provisions of Residential Units".</p>
(i) Washing machine connection point	<p>Water supply and drainage connection points for washing machine are provided. Water point of a design of 15mm in diameter and drain point of a design of 40mm in diameter are provided.</p> <p>For the location of connection point, please refer to the "Schedule of Mechanical and Electrical Provisions of Residential Units".</p>
(j) Water supply	<p>Copper pipes for cold and hot water supply. PVC pipes for flushing water supply. Some water pipes are concealed, some are exposed, some are enclosed behind false ceiling, inside cabinet, or behind stone cladding.</p> <p>Hot water is available.</p>

4. Miscellaneous	
Item	Description
(a) Lifts	<p>Each tower has three "Toshiba CL200" lifts which serve the following floors:</p> <p>Tower 1 & 2 : All lifts stop at 2/F, 5-12/F, 15-22/F, 25-33/F, 35-39/F, 50-52/F, 55-57/F</p> <p>Tower 3 & 5 : All lifts stop at 2/F, 5-12/F, 15-23/F, 26-33/F, 35-39/F, 50-52/F, 55-57/F, 60/F</p> <p>Tower 6 & 7 : All lifts stop at 2/F, 5-12/F, 15-23/F, 25/F, 27-33/F, 35-39/F, 50-52/F, 55-57/F, 60-61/F</p> <p>Tower 8 & 9 : All lifts stop at 2/F, 5-6/F, 8-12/F, 15-16/F, 18-23/F, 25-26/F, 28/F, 30-33/F, 35-36/F, 38-39/F, 50-52/F, 55-56/F, 60-63/F</p> <p>Tower 10 & 11 : All lifts stop at 2/F, 5-12/F, 15-23/F, 25/F, 27-33/F, 35-39/F, 50-52/F, 55-57/F, 60-61/F</p>
(b) Letter Box	Metal letter box for each unit is provided at tower main entrance lobby.
(c) Refuse Collection	Refuse and recycling bins are provided at each domestic floor with central refuse collection chamber on G/F. Refuse is collected by cleansers.
(d) Water meter, Electricity meter and Gas meter	<p>Separate meters of water and electricity for all individual units are provided in common meter rooms/meter cabinets.</p> <p>Separate town gas meter is installed in kitchen.</p>

5. Security Facilities

Video door phone is provided in each residential unit. "Octopus" reader for access control and CCTV system are provided at the tower main entrance lobby.

6. Appliances

Please refer to the Appliances Schedule for brand names and model numbers of appliances.

* The Vendor undertakes that if lifts or appliances of the specified brand name or model number are not installed in the Development, lifts or appliances of comparable quality will be installed.

Fittings, Finishes and Appliances

裝置、裝修物料及設備

1.外部裝修物料	
細項	描述
(a) 外牆	平台外牆鋪砌天然石材、金屬板、瓷磚、外牆油漆。住宅大廈外牆鋪砌瓷磚、玻璃幕牆、金屬板。
(b) 窗	客/飯廳、睡房選用鋁質窗框配顏色玻璃；浴室選用鋁窗配磨砂玻璃。
(c) 窗台	窗台用料為鋼筋混凝土配瓷磚。2個毗連窗台間裝有磨砂玻璃牆。窗台板裝修物料為天然石材。
(d) 花槽	不適用
(e) 陽台或露台	露台為有蓋並裝設金屬及玻璃欄杆；露台地台鋪砌石材；露台牆身鋪砌石材；天花裝設金屬假天花。 沒有陽台。
(f) 乾衣設施	不適用

2.室內裝修物料	
細項	描述
(a) 大堂	地台鋪砌天然石材。牆身鋪砌天然石材，玻璃鏡，木飾，另有裝飾石膏板天花。
(b) 內牆及天花板	客廳、飯廳、睡房 除9座63樓A室外所有住宅單位：內牆外露部份及天花板用批盪塗上乳膠漆。 9座63樓A室住宅單位：內牆外露部份鋪砌牆紙、木飾及布飾，天花板用批盪塗上乳膠漆。
(c) 內部地板	客廳、飯廳、睡房 除9座63樓A室外所有住宅單位：地台鋪砌木地板連木腳線。 9座63樓A室住宅單位：客廳、飯廳地台鋪砌雲石，睡房地台鋪砌木地板。
(d) 浴室	牆身：外露部份鋪砌雲石/飾鏡至假天花； 天花：選用石膏板假天花； 地台：外露部份鋪砌天然石材。
(e) 廚房	牆身：外露部份鋪砌再造石至假天花； 天花：選用金屬假天花； 地台：鋪砌天然石材。 灶台的裝修物料：再造石。

3.室內裝置	
細項	描述
(a) 門	大門： 木飾面實心木門配門鎖、暗氣鼓及防盜眼。 廚房門： 木飾面實心木門並鑲有玻璃及暗氣鼓。 浴室、睡房及儲物房門： 木飾面空心木門配門鎖。 露台門： 鋁框玻璃趟門配門鎖。 平台門： 鋁框玻璃趟門或掩門配門鎖。

3.室內裝置	
細項	描述
(b) 浴室	浴室：裝有鏡櫃，木面盆櫃配以天然石材檯面。裝置及設備包括陶瓷坐廁、陶瓷洗手盆配鍍鉻洗手盆龍頭。瓷釉壓制鋼浴缸（1500 x 700 x 390毫米）配鍍鉻浴缸龍頭（下述浴室除外）。鍍鉻毛巾架、毛巾圈、廁紙架。 下述住宅單位的主人房浴室裝有塑料製氣泡按摩浴缸（1525 x 820 x 500毫米）配鍍鉻浴缸龍頭及淋浴間配鍍鉻花灑龍頭。 1座5至56樓A室；8座5至62樓A室；8座5至62樓B室；9座5至62樓A室；9座5至62樓B室；10座5至57樓A室；10座5至57樓B室 下述特色住宅單位的主人房浴室裝有塑料製氣泡按摩浴缸（1525 x 820 x 500毫米）配鍍鉻浴缸龍頭及淋浴間配鍍鉻花灑龍頭。 1座57樓A室；1座56樓B室；2座56樓A室；2座57樓A室；6座60樓A室；6座61樓A室；7座60樓A室；7座61樓A室；8座63樓A室；8座63樓B室；8座63樓C室；9座63樓A室；9座63樓B室；9座63樓C室；10座60樓A室；10座61樓A室；11座60樓A室；11座61樓A室；11座61樓B室。 下述住宅單位的主人房浴室除裝有浴缸外，還裝有淋浴間配鍍鉻花灑組合。 2座5至55樓A室；2座5至55樓B室；6座5至57樓A室；6座5至57樓B室；7座5至57樓A室；7座5至57樓B室；7座5至60樓C室；8座5至62樓C室；9座5至62樓C室；11座5至57樓A室；11座5至57樓B室；1座57樓C室；2座57樓B室；3座60樓A室；3座60樓B室；5座60樓A室；5座60樓B室；6座61樓B室；7座61樓B室；10座61樓B室。 下述住宅單位的套房浴室除裝有浴缸外，還裝有淋浴間配鍍鉻花灑組合。 1座56樓B室；2座56樓A室；2座57樓A室；6座60樓A室；6座61樓A室；7座60樓A室；7座61樓A室；8座63樓A室；8座63樓B室；8座63樓C室；9座63樓A室；9座63樓B室；9座63樓C室；10座60樓A室；10座61樓A室；11座60樓A室；11座61樓A室。 有關供水系統的類型及用料，請參閱隨後之「3(j)供水」一欄。
(c) 廚房	廚櫃選用纖維板配以膠板、光面焗漆飾面門板連再造石煮食檯面，配不銹鋼洗滌盤連冷熱水洗滌龍頭。 有關供水系統的用料，請參閱隨後之「3(j)供水」一欄。
(d) 睡房	不適用
(e) 電話	客/飯廳及睡房裝有電話插座。 有關接駁點的位置及數目，請參考「住宅單位機電裝置數量說明表」。
(f) 天線	客/飯廳及睡房裝有電視/電台接收插座，均可接收本地電視/電台節目及衛星電視。 有關接駁點的位置及數目，請參考「住宅單位機電裝置數量說明表」。

* 賣方承諾如項目中沒有安裝指明的品牌名稱或產品形號的升降機或設備，便會安裝品質相若的升降機或設備。

Fittings, Finishes and Appliances 裝置、裝修物料及設備

3.室內裝置	
細項	描述
(g) 電力裝置	設有總電掣箱並裝置總電掣、漏電斷路器及微型斷路器。 部份供電之導管暗藏於牆內，而其他供照明及電插座之導管則為外露，但安裝於假天花、假陣及櫃內。 有關電插座及空調機接駁點之位置及數目，請參考隨後之「住宅單位機電裝置數量說明表」。
(h) 氣體供應	所有住宅單位均有煤氣供應。 煤氣喉管接駁至廚房內之煤氣煮食爐，及接駁至單位內之煤氣熱水爐。 有關煤氣供應接駁至煤氣熱水爐之位置，請參考「住宅單位機電裝置數量說明表」內煤氣熱水爐之描述。
(i) 洗衣機接駁點	設有洗衣機供水及去水接駁點。配備來水接駁喉位（其設計為直徑15毫米）及去水接駁喉位（其設計為直徑40毫米）。 有關接駁點之位置，請參考隨後之「住宅單位機電裝置數量說明表」。
(j) 供水	冷熱供水系統採用銅喉。沖水供水系統採用膠喉管。部份水喉管為隱藏，部份為外露，部份置於假天花內、貯存櫃中、或石飾面後。 有熱水供應。

4.雜項	
細項	描述
(a) 升降機	每座住宅大樓設有三部「東芝 CL-200」客用升降機穿梭以下樓層： 第一座及二座：所有升降機到達2樓, 5至12樓, 15至22樓, 25至33樓, 35至39樓, 50至52樓, 55至57樓 第三座及五座：所有升降機到達2樓, 5至12樓, 15至23樓, 26至33樓, 35至39樓, 50至52樓, 55至57樓, 60樓 第六座及七座：所有升降機到達2樓, 5至12樓, 15至23樓, 25樓, 27至33樓, 35至39樓, 50至52樓, 55至57樓, 60至61樓 第八座及九座：所有升降機到達2樓, 5至6樓, 8至12樓, 15至16樓, 18至23樓, 25至26樓, 28樓, 30至33樓, 35至36樓, 38至39樓, 50至52樓, 55至56樓, 60至63樓 第十座及十一座：所有升降機到達2樓, 5至12樓, 15至23樓, 25樓, 27至33樓, 35至39樓, 50至52樓, 55至57樓, 60至61樓
(b) 信箱	住宅入口大堂設有每戶專用之金屬信箱。
(c) 垃圾收集	每住宅樓層設垃圾及物料回收箱，另中央垃圾收集房設於地下。垃圾由清潔工人收集。
(d) 水錶、電錶及氣體錶	每戶獨立水、電錶設於公用錶房/錶櫃。 獨立煤氣錶均安裝於單位之廚房內。

5.保安設施	
每戶大門入口附近設視像對講機。住宅大堂入口設有「八達通」出入控制系統及閉路電視系統。	

6.設備	
設備品牌名稱及產品型號請參閱設備表。	

*賣方承諾如項目中沒有安裝指明的品牌名稱或產品形號的升降機或設備，便會安裝品質相若的升降機或設備。

Fittings, Finishes and Appliances

裝置、裝修物料及設備

Appliances Schedule
設備說明表

Appliance 設備	Brand Name 品牌名稱	Model Number 產品型號	Tower 1 第一座														
			5/F - 10/F 五樓至十樓					11/F & 12/F 十一樓及十二樓			15/F - 22/F, 25/F - 33/F, 35/F - 39/F & 50/F - 52/F 十五樓至二十二樓、 二十五樓至三十三樓、 三十五樓至三十九樓及 五十樓至五十二樓						
			A	B	C	D	E	B	C	D	A	B	C	D	E		
Electric Oven 電焗爐	De Dietrich	DOP799X	Y	Y	Y	Y	Y	Y	Y	Y	Y	Y	Y	Y	Y		
Microwave Oven 微波爐	De Dietrich	DME715X	-	Y	Y	Y	Y	Y	Y	Y	-	Y	Y	Y	Y		
		DME788X	Y	-	-	-	-	-	-	-	Y	-	-	-	-		
Steam Oven 電蒸爐	De Dietrich	DOV738X	-	-	-	-	-	-	-	-	-	-	-	-	-		
Cooker Hood 抽油煙機	De Dietrich	DHD90XE1	-	Y	Y	Y	Y	Y	Y	Y	-	Y	Y	Y	Y		
		DHD120XE1	Y	-	-	-	-	-	-	-	Y	-	-	-	-		
Single Burner Gas Hob 單頭煮食氣爐	De Dietrich	DTG309XC1	Y	Y	Y	Y	Y	Y	Y	Y	Y	Y	Y	Y	Y		
Double Burner Gas Hob 雙頭煮食氣爐	De Dietrich	DTG728X	Y	Y	Y	Y	Y	Y	Y	Y	Y	Y	Y	Y	Y		
Induction Hob 電磁爐	De Dietrich	DTI701X	Y	-	-	-	-	-	-	-	Y	-	-	-	-		
Built-In Washer/Dryer 嵌入式洗衣乾衣機	De Dietrich	DLZ692JE1	Y	Y	Y	Y	Y	Y	Y	Y	Y	Y	Y	Y	Y		
Built-In Dishwasher 嵌入式洗碗碟機	De Dietrich	DVY640XE1	-	-	-	-	-	-	-	-	-	-	-	-	-		
Built-in Refrigerator 嵌入式雙門雪櫃	De Dietrich	DRC830JE	Y	Y	Y	Y	Y	Y	Y	Y	Y	Y	Y	Y	Y		
Side by Side Refrigerator 對門雪櫃	De Dietrich	AC2224PEKBDT	-	-	-	-	-	-	-	-	-	-	-	-	-		
Wine Cooler 酒櫃	De Dietrich	DAV50X	-	-	-	-	-	-	-	-	-	-	-	-	-		
Coffee Machine 咖啡機	De Dietrich	DED700X	-	-	-	-	-	-	-	-	-	-	-	-	-		

Notes : "Y" means such appliance(s) is/are provided and/or installed in the residential unit.
備註："Y" 表示此設備於該住宅單位內提供及/或安裝。

The Vendor undertakes that if lifts or appliances of the specified brand name or model number are not installed in the Development, lifts or appliances of comparable quality will be installed.

賣方承諾如項目中沒有安裝指明的品牌名稱或產品形號的升降機或設備，便會安裝品質相若的升降機或設備。

Fittings, Finishes and Appliances

裝置、裝修物料及設備

Appliances Schedule
設備說明表

Appliance 設備	Brand Name 品牌名稱	Model Number 產品型號	Tower 1 第一座														
			5/F - 10/F 五樓至十樓					11/F & 12/F 十一樓及十二樓			15/F - 22/F, 25/F - 33/F, 35/F - 39/F & 50/F - 52/F 十五樓至二十二樓、 二十五樓至三十三樓、 三十五樓至三十九樓及 五十樓至五十二樓						
			A	B	C	D	E	B	C	D	A	B	C	D	E		
Split Type Air-conditioner Indoor Unit 分體式空調機室內機/ Split Type Air-conditioner Outdoor Unit 分體式空調機室外機	Panasonic 樂聲	CS-PC9EKH	-	-	-	-	-	-	-	-	-	-	-	-	-		
		CU-PC9EKH	-	-	-	-	-	-	-	-	-	-	-	-	-		
		CS-PC12EKH	Y	-	-	-	-	-	-	-	Y	-	-	-	-		
		CU-PC12EKH	Y	-	-	-	-	-	-	-	Y	-	-	-	-		
		CS-PC18DKH	Y	Y	-	-	-	Y	-	-	Y	Y	-	-	-		
		CU-PC18DKH	Y	Y	-	-	-	Y	-	-	Y	Y	-	-	-		
		CS-PC24DKH	Y	Y	Y	Y	Y	Y	Y	Y	Y	Y	Y	Y	Y		
		CU-PC24DKH	Y	Y	Y	Y	Y	Y	Y	Y	Y	Y	Y	Y	Y		
		CS-PC28DKH	-	-	-	-	-	-	-	-	-	-	-	-	-	-	
		CU-PC28DKH	-	-	-	-	-	-	-	-	-	-	-	-	-	-	
		CS-C9GKZW	Y	Y	-	-	-	Y	-	-	Y	Y	-	-	-	-	
		CU-2C18GKH	Y	Y	-	-	-	Y	-	-	Y	Y	-	-	-	-	
		CS-C12GKZW	-	-	Y	Y	Y	-	-	-	Y	Y	-	-	Y	Y	
		CU-2C24GKH	-	-	Y	Y	Y	-	-	-	Y	Y	-	-	Y	Y	
CS-C9GKZW	Y	Y	-	-	-	Y	-	-	Y	Y	-	-	-	-			
CU-3C20GKH	Y	Y	-	-	-	Y	-	-	Y	Y	-	-	-	-			
Split Type Air-conditioner Indoor Unit 分體式空調機室內機/ Split Type Air-conditioner Outdoor Unit 分體式空調機室外機	Panasonic 樂聲	CS-MG905KW, CS-MG1205KW, CS-MG1805KW	-	-	-	-	-	-	-	-	-	-	-	-			
		CU-MG5405BW	-	-	-	-	-	-	-	-	-	-	-	-			
Ceiling Exhaust Fan 天花式抽氣扇	Panasonic 樂聲	FV-24CMH1	Y	Y	Y	Y	Y	Y	Y	Y	Y	Y	Y	Y			
Gas Water Heater 煤氣熱水爐	TGC	RJW160TFQL	-	-	Y	Y	Y	-	Y	Y	-	-	Y	Y			
		RJW220TFQL	Y	Y	-	-	-	Y	-	-	Y	Y	-	-	-		
LED TV 電視機	Come Mon	TM102W	Y	Y	Y	Y	Y	Y	Y	Y	Y	Y	Y	Y			

Notes : "Y" means such appliance(s) is/are provided and/or installed in the residential unit.
備註："Y" 表示此設備於該住宅單位內提供及/或安裝。

The Vendor undertakes that if lifts or appliances of the specified brand name or model number are not installed in the Development, lifts or appliances of comparable quality will be installed.
賣方承諾如項目中沒有安裝指明的品牌名稱或產品形號的升降機或設備，便會安裝品質相若的升降機或設備。

Fittings, Finishes and Appliances

裝置、裝修物料及設備

Appliances Schedule
設備說明表

Appliance 設備	Brand Name 品牌名稱	Model Number 產品型號	Tower 1 第一座									
			55/F 五十五樓				56/F 五十六樓				57/F 五十七樓	
			A	B	D	E	A	B	C	D	A	C
Electric Oven 電焗爐	De Dietrich	DOP799X	Y	Y	Y	Y	Y	Y	Y	Y	Y	Y
Microwave Oven 微波爐	De Dietrich	DME715X	-	Y	Y	Y	-	-	Y	Y	-	-
		DME788X	Y	-	-	-	Y	Y	-	-	Y	Y
Steam Oven 電蒸爐	De Dietrich	DOV738X	-	-	-	-	-	Y	-	-	Y	Y
Cooker Hood 抽油煙機	De Dietrich	DHD90XE1	-	Y	Y	Y	-	-	Y	Y	-	-
		DHD120XE1	Y	-	-	-	Y	Y	-	-	Y	Y
Single Burner Gas Hob 單頭煮食氣爐	De Dietrich	DTG309XC1	Y	Y	Y	Y	Y	Y	Y	Y	Y	Y
Double Burner Gas Hob 雙頭煮食氣爐	De Dietrich	DTG728X	Y	Y	Y	Y	Y	Y	Y	Y	Y	Y
Induction Hob 電磁爐	De Dietrich	DTI701X	Y	-	-	-	Y	Y	-	-	Y	Y
Built-In Washer/Dryer 嵌入式洗衣乾衣機	De Dietrich	DLZ692JE1	Y	Y	Y	Y	Y	Y	Y	Y	Y	Y
Built-In Dishwasher 嵌入式洗碗碟機	De Dietrich	DVY640XE1	-	-	-	-	-	Y	-	-	Y	Y
Built-in Refrigerator 嵌入式雙門雪櫃	De Dietrich	DRC830JE	Y	Y	Y	Y	Y	-	Y	Y	-	-
Side by Side Refrigerator 對門雪櫃	De Dietrich	AC2224PEKBDT	-	-	-	-	-	Y	-	-	Y	Y
Wine Cooler 酒櫃	De Dietrich	DAV50X	-	-	-	-	-	Y	-	-	Y	Y
Coffee Machine 咖啡機	De Dietrich	DED700X	-	-	-	-	-	Y	-	-	-	-

Notes : "Y" means such appliance(s) is/are provided and/or installed in the residential unit.
備註 : "Y" 表示此設備於該住宅單位內提供及/或安裝。

The Vendor undertakes that if lifts or appliances of the specified brand name or model number are not installed in the Development, lifts or appliances of comparable quality will be installed.

賣方承諾如項目中沒有安裝指明的品牌名稱或產品形號的升降機或設備，便會安裝品質相若的升降機或設備。

Fittings, Finishes and Appliances

裝置、裝修物料及設備

Appliances Schedule
設備說明表

Appliance 設備	Brand Name 品牌名稱	Model Number 產品型號	Tower 1 第一座									
			55/F 五十五樓				56/F 五十六樓				57/F 五十七樓	
			A	B	D	E	A	B	C	D	A	C
Split Type Air-conditioner Indoor Unit 分體式空調機室內機/ Split Type Air-conditioner Outdoor Unit 分體式空調機室外機	Panasonic 樂聲	CS-PC9EKH	-	-	-	-	-	Y	-	-	Y	-
		CU-PC9EKH	-	-	-	-	-	Y	-	-	Y	-
		CS-PC12EKH	Y	-	-	-	Y	Y	-	-	-	-
		CU-PC12EKH	Y	-	-	-	Y	Y	-	-	-	-
		CS-PC18DKH	Y	Y	-	-	Y	Y	-	-	Y	-
		CU-PC18DKH	Y	Y	-	-	Y	Y	-	-	Y	-
		CS-PC24DKH	Y	Y	Y	Y	Y	-	Y	Y	-	-
		CU-PC24DKH	Y	Y	Y	Y	Y	-	Y	Y	-	-
		CS-PC28DKH	-	-	-	-	-	Y	-	-	Y	Y
		CU-PC28DKH	-	-	-	-	-	Y	-	-	Y	Y
		CS-C9GKZW	Y	Y	-	-	Y	-	-	-	Y	-
		CU-2C18GKH	Y	Y	-	-	Y	-	-	-	Y	-
		CS-C12GKZW	-	-	Y	Y	-	Y	Y	Y	-	Y
		CU-2C24GKH	-	-	Y	Y	-	Y	Y	Y	-	Y
CS-C9GKZW	Y	Y	-	-	Y	-	-	-	-	-		
CU-3C20GKH	Y	Y	-	-	Y	-	-	-	-	-		
Split Type Air-conditioner Indoor Unit 分體式空調機室內機/ Split Type Air-conditioner Outdoor Unit 分體式空調機室外機	Panasonic 樂聲	CS-MG905KW, CS-MG1205KW, CS-MG1805KW	-	-	-	-	-	-	-	-	-	Y
CU-MG5405BW	-	-	-	-	-	-	-	-	-	-	Y	
Ceiling Exhaust Fan 天花式抽氣扇	Panasonic 樂聲	FV-24CMH1	Y	Y	Y	Y	Y	Y	Y	Y	Y	Y
Gas Water Heater 煤氣熱水爐	TGC	RJW160TFQL	-	-	Y	Y	-	-	Y	Y	-	-
		RJW220TFQL	Y	Y	-	-	Y	Y	-	-	Y	Y
LED TV 電視機	Come Mon	TM102W	Y	Y	Y	Y	Y	Y	Y	Y	Y	Y

Notes : "Y" means such appliance(s) is/are provided and/or installed in the residential unit.
備註 : "Y" 表示此設備於該住宅單位內提供及/或安裝。

The Vendor undertakes that if lifts or appliances of the specified brand name or model number are not installed in the Development, lifts or appliances of comparable quality will be installed.

賣方承諾如項目中沒有安裝指明的品牌名稱或產品形號的升降機或設備，便會安裝品質相若的升降機或設備。

Fittings, Finishes and Appliances

裝置、裝修物料及設備

Appliances Schedule
設備說明表

Appliance 設備	Brand Name 品牌名稱	Model Number 產品型號	Tower 2 第二座									
			5/F - 10/F 五樓至十樓				11/F & 12/F 十一樓及十二樓		15/F - 22/F, 25/F - 33/F, 35/F - 39/F & 50/F - 52/F 十五樓至二十二樓、 二十五樓至三十三樓、 三十五樓至三十九樓及 五十樓至五十二樓			
			A	B	C	D	A	D	A	B	C	D
Electric Oven 電焗爐	De Dietrich	DOP799X	Y	Y	Y	Y	Y	Y	Y	Y	Y	Y
Microwave Oven 微波爐	De Dietrich	DME715X	-	-	Y	Y	-	Y	-	-	Y	Y
		DME788X	Y	Y	-	-	Y	-	Y	Y	-	-
Steam Oven 電蒸爐	De Dietrich	DOV738X	-	-	-	-	-	-	-	-	-	-
Cooker Hood 抽油煙機	De Dietrich	DHD90XE1	Y	-	Y	Y	Y	Y	Y	-	Y	Y
		DHD120XE1	-	Y	-	-	-	-	-	Y	-	-
Single Burner Gas Hob 單頭煮食氣爐	De Dietrich	DTG309XC1	Y	Y	Y	Y	Y	Y	Y	Y	Y	Y
Double Burner Gas Hob 雙頭煮食氣爐	De Dietrich	DTG728X	Y	Y	Y	Y	Y	Y	Y	Y	Y	Y
Induction Hob 電磁爐	De Dietrich	DTI701X	-	Y	-	-	-	-	-	Y	-	-
Built-In Washer/Dryer 嵌入式洗衣乾衣機	De Dietrich	DLZ692JE1	Y	Y	Y	Y	Y	Y	Y	Y	Y	Y
Built-In Dishwasher 嵌入式洗碗碟機	De Dietrich	DVY640XE1	-	-	-	-	-	-	-	-	-	-
Built-in Refrigerator 嵌入式雙門雪櫃	De Dietrich	DRC830JE	Y	Y	Y	Y	Y	Y	Y	Y	Y	Y
Side by Side Refrigerator 對門雪櫃	De Dietrich	AC2224PEKBDT	-	-	-	-	-	-	-	-	-	-
Wine Cooler 酒櫃	De Dietrich	DAV50X	-	-	-	-	-	-	-	-	-	-
Coffee Machine 咖啡機	De Dietrich	DED700X	-	-	-	-	-	-	-	-	-	-

Notes : "Y" means such appliance(s) is/are provided and/or installed in the residential unit.
備註："Y" 表示此設備於該住宅單位內提供及/或安裝。

The Vendor undertakes that if lifts or appliances of the specified brand name or model number are not installed in the Development, lifts or appliances of comparable quality will be installed.

賣方承諾如項目中沒有安裝指明的品牌名稱或產品形號的升降機或設備，便會安裝品質相若的升降機或設備。

Fittings, Finishes and Appliances

裝置、裝修物料及設備

Appliances Schedule
設備說明表

Appliance 設備	Brand Name 品牌名稱	Model Number 產品型號	Tower 2 第二座									
			5/F - 10/F 五樓至十樓				11/F & 12/F 十一樓及十二樓		15/F - 22/F, 25/F - 33/F, 35/F - 39/F & 50/F - 52/F 十五樓至二十二樓、 二十五樓至三十三樓、 三十五樓至三十九樓及 五十樓至五十二樓			
			A	B	C	D	A	D	A	B	C	D
Split Type Air-conditioner Indoor Unit 分體式空調機室內機/ Split Type Air-conditioner Outdoor Unit 分體式空調機室外機	Panasonic 樂聲	CS-PC9EKH	Y	-	-	-	Y	-	Y	-	-	-
		CU-PC9EKH										
		CS-PC12EKH	Y	Y	Y	-	Y	-	Y	Y	Y	-
		CU-PC12EKH										
		CS-PC18DKH	-	-	-	-	-	-	-	-	-	-
		CU-PC18DKH										
		CS-PC24DKH	Y	Y	Y	Y	Y	Y	Y	Y	Y	Y
		CU-PC24DKH										
		CS-PC28DKH	-	-	-	-	-	-	-	-	-	-
		CU-PC28DKH										
		CS-C9GKZW	Y	Y	Y	-	Y	-	Y	Y	Y	-
		CU-2C18GKH										
		CS-C12GKZW	-	-	-	Y	-	Y	-	-	-	Y
		CU-2C24GKH										
CS-C9GKZW	-	-	-	-	-	-	-	-	-	-		
CU-3C20GKH												
Split Type Air-conditioner Indoor Unit 分體式空調機室內機/ Split Type Air-conditioner Outdoor Unit 分體式空調機室外機	Panasonic 樂聲	CS-MG905KW, CS-MG1205KW, CS-MG1805KW	-	-	-	-	-	-	-	-	-	
CU-MG5405BW												
Ceiling Exhaust Fan 天花式抽氣扇	Panasonic 樂聲	FV-24CMH1	Y	Y	Y	Y	Y	Y	Y	Y	Y	
Gas Water Heater 煤氣熱水爐	TGC	RJW160TFQL	-	-	-	Y	-	Y	-	-	-	Y
		RJW220TFQL	Y	Y	Y	-	Y	-	Y	Y	Y	-
LED TV 電視機	Come Mon	TM102W	Y	Y	Y	Y	Y	Y	Y	Y	Y	

Notes : "Y" means such appliance(s) is/are provided and/or installed in the residential unit.
備註 : "Y" 表示此設備於該住宅單位內提供及/或安裝。

The Vendor undertakes that if lifts or appliances of the specified brand name or model number are not installed in the Development, lifts or appliances of comparable quality will be installed.
賣方承諾如項目中沒有安裝指明的品牌名稱或產品形號的升降機或設備，便會安裝品質相若的升降機或設備。

Fittings, Finishes and Appliances

裝置、裝修物料及設備

Appliances Schedule
設備說明表

Appliance 設備	Brand Name 品牌名稱	Model Number 產品型號	Tower 2 第二座									
			55/F 五十五樓				56/F 五十六樓			57/F 五十七樓		
			A	B	C	D	A	C	D	A	B	
Electric Oven 電焗爐	De Dietrich	DOP799X	Y	Y	Y	Y	Y	Y	Y	Y	Y	
Microwave Oven 微波爐	De Dietrich	DME715X	-	-	Y	Y	-	Y	Y	-	-	
		DME788X	Y	Y	-	-	Y	-	-	Y	Y	
Steam Oven 電蒸爐	De Dietrich	DOV738X	-	-	-	-	Y	-	-	Y	Y	
Cooker Hood 抽油煙機	De Dietrich	DHD90XE1	Y	-	Y	Y	-	Y	Y	-	-	
		DHD120XE1	-	Y	-	-	Y	-	-	Y	Y	
Single Burner Gas Hob 單頭煮食氣爐	De Dietrich	DTG309XC1	Y	Y	Y	Y	Y	Y	Y	Y	Y	
Double Burner Gas Hob 雙頭煮食氣爐	De Dietrich	DTG728X	Y	Y	Y	Y	Y	Y	Y	Y	Y	
Induction Hob 電磁爐	De Dietrich	DTI701X	-	Y	-	-	Y	-	-	Y	Y	
Built-In Washer/Dryer 嵌入式洗衣乾衣機	De Dietrich	DLZ692JE1	Y	Y	Y	Y	Y	Y	Y	Y	Y	
Built-In Dishwasher 嵌入式洗碗碟機	De Dietrich	DVY640XE1	-	-	-	-	Y	-	-	Y	Y	
Built-in Refrigerator 嵌入式雙門雪櫃	De Dietrich	DRC830JE	Y	Y	Y	Y	-	Y	Y	-	-	
Side by Side Refrigerator 對門雪櫃	De Dietrich	AC2224PEKBDT	-	-	-	-	Y	-	-	Y	Y	
Wine Cooler 酒櫃	De Dietrich	DAV50X	-	-	-	-	Y	-	-	Y	Y	
Coffee Machine 咖啡機	De Dietrich	DED700X	-	-	-	-	-	-	-	Y	-	

Notes : "Y" means such appliance(s) is/are provided and/or installed in the residential unit.
備註 : "Y" 表示此設備於該住宅單位內提供及/或安裝。

The Vendor undertakes that if lifts or appliances of the specified brand name or model number are not installed in the Development, lifts or appliances of comparable quality will be installed.

賣方承諾如項目中沒有安裝指明的品牌名稱或產品形號的升降機或設備，便會安裝品質相若的升降機或設備。

Fittings, Finishes and Appliances

裝置、裝修物料及設備

Appliances Schedule
設備說明表

Appliance 設備	Brand Name 品牌名稱	Model Number 產品型號	Tower 2 第二座									
			55/F 五十五樓				56/F 五十六樓			57/F 五十七樓		
			A	B	C	D	A	C	D	A	B	
Split Type Air-conditioner Indoor Unit 分體式空調機室內機/ Split Type Air-conditioner Outdoor Unit 分體式空調機室外機	Panasonic 樂聲	CS-PC9EKH	Y	-	-	-	-	-	-	-	-	Y
		CU-PC9EKH										
		CS-PC12EKH	Y	Y	Y	-	-	Y	-	-	-	Y
		CU-PC12EKH										
		CS-PC18DKH	-	-	-	-	Y	-	-	Y	-	-
		CU-PC18DKH										
		CS-PC24DKH	Y	Y	Y	Y	-	Y	Y	Y	-	-
		CU-PC24DKH										
		CS-PC28DKH	-	-	-	-	-	-	-	-	-	Y
		CU-PC28DKH										
		CS-C9GKZW	Y	Y	Y	-	Y	Y	-	Y	Y	Y
		CU-2C18GKH										
		CS-C12GKZW	-	-	-	Y	Y	-	Y	Y	-	-
		CU-2C24GKH										
CS-C9GKZW	-	-	-	-	-	-	-	-	-	-		
CU-3C20GKH												
Split Type Air-conditioner Indoor Unit 分體式空調機室內機/ Split Type Air-conditioner Outdoor Unit 分體式空調機室外機	Panasonic 樂聲	CS-MG905KW, CS-MG1205KW, CS-MG1805KW CU-MG5405BW	-	-	-	-	Y	-	-	-	-	
Ceiling Exhaust Fan 天花式抽氣扇	Panasonic 樂聲	FV-24CMH1	Y	Y	Y	Y	Y	Y	Y	Y	Y	
Gas Water Heater 煤氣熱水爐	TGC	RJW160TFQL	-	-	-	Y	-	-	Y	-	-	
		RJW220TFQL	Y	Y	Y	-	Y	Y	-	Y	Y	
LED TV 電視機	Come Mon	TM102W	Y	Y	Y	Y	Y	Y	Y	Y	Y	

Notes : "Y" means such appliance(s) is/are provided and/or installed in the residential unit.
備註 : "Y" 表示此設備於該住宅單位內提供及/或安裝。

The Vendor undertakes that if lifts or appliances of the specified brand name or model number are not installed in the Development, lifts or appliances of comparable quality will be installed.

賣方承諾如項目中沒有安裝指明的品牌名稱或產品形號的升降機或設備，便會安裝品質相若的升降機或設備。

Fittings, Finishes and Appliances

裝置、裝修物料及設備

Appliances Schedule
設備說明表

Appliance 設備	Brand Name 品牌名稱	Model Number 產品型號	Tower 3 第三座												
			5/F - 11/F 五樓至十一樓				12/F & 15/F 十二樓及十五樓		16/F - 23/F, 26/F - 33/F, 35/F - 39/F, 50/F - 52/F, & 55/F - 57/F 十六樓至二十三樓、 二十六樓至三十三樓、 三十五樓至三十九樓、 五十五樓至五十七樓				60/F 六十樓		
			A	B	C	D	B	C	A	B	C	D	A	B	
Electric Oven 電焗爐	De Dietrich	DOP799X	Y	Y	Y	Y	Y	Y	Y	Y	Y	Y	Y	Y	Y
Microwave Oven 微波爐	De Dietrich	DME715X	Y	Y	Y	Y	Y	Y	Y	Y	Y	Y	Y	-	-
		DME788X	-	-	-	-	-	-	-	-	-	-	-	-	Y
Steam Oven 電蒸爐	De Dietrich	DOV738X	-	-	-	-	-	-	-	-	-	-	-	Y	Y
Cooker Hood 抽油煙機	De Dietrich	DHD90XE1	Y	Y	Y	Y	Y	Y	Y	Y	Y	Y	Y	-	-
		DHD120XE1	-	-	-	-	-	-	-	-	-	-	-	-	Y
Single Burner Gas Hob 單頭煮食氣爐	De Dietrich	DTG309XC1	Y	Y	Y	Y	Y	Y	Y	Y	Y	Y	Y	Y	Y
Double Burner Gas Hob 雙頭煮食氣爐	De Dietrich	DTG728X	Y	Y	Y	Y	Y	Y	Y	Y	Y	Y	Y	Y	Y
Induction Hob 電磁爐	De Dietrich	DTI701X	-	-	-	-	-	-	-	-	-	-	-	Y	Y
Built-In Washer/Dryer 嵌入式洗衣乾衣機	De Dietrich	DLZ692JE1	Y	Y	Y	Y	Y	Y	Y	Y	Y	Y	Y	Y	Y
Built-In Dishwasher 嵌入式洗碗碟機	De Dietrich	DVY640XE1	-	-	-	-	-	-	-	-	-	-	-	Y	Y
Built-in Refrigerator 嵌入式雙門雪櫃	De Dietrich	DRC830JE	Y	Y	Y	Y	Y	Y	Y	Y	Y	Y	Y	-	-
Side by Side Refrigerator 對門雪櫃	De Dietrich	AC2224PEKBDT	-	-	-	-	-	-	-	-	-	-	-	Y	Y
Wine Cooler 酒櫃	De Dietrich	DAV50X	-	-	-	-	-	-	-	-	-	-	-	Y	Y
Coffee Machine 咖啡機	De Dietrich	DED700X	-	-	-	-	-	-	-	-	-	-	-	-	-

Notes : "Y" means such appliance(s) is/are provided and/or installed in the residential unit.
備註 : "Y" 表示此設備於該住宅單位內提供及/或安裝。

The Vendor undertakes that if lifts or appliances of the specified brand name or model number are not installed in the Development, lifts or appliances of comparable quality will be installed.

賣方承諾如項目中沒有安裝指明的品牌名稱或產品形號的升降機或設備，便會安裝品質相若的升降機或設備。

Fittings, Finishes and Appliances

裝置、裝修物料及設備

Appliances Schedule
設備說明表

Appliance 設備	Brand Name 品牌名稱	Model Number 產品型號	Tower 3 第三座												
			5/F - 11/F 五樓至十一樓				12/F & 15/F 十二樓及十五樓		16/F - 23/F, 26/F - 33/F, 35/F - 39/F, 50/F - 52/F, & 55/F - 57/F 十六樓至二十三樓、 二十六樓至三十三樓、 三十五樓至三十九樓、 五十五樓至五十七樓				60/F 六十樓		
			A	B	C	D	B	C	A	B	C	D	A	B	
Split Type Air-conditioner Indoor Unit 分體式空調機室內機/ Split Type Air-conditioner Outdoor Unit 分體式空調機室外機	Panasonic 樂聲	CS-PC9EKH	Y	Y	-	-	Y	-	Y	Y	-	-	-	-	
		CU-PC9EKH													
		CS-PC12EKH	Y	Y	Y	-	Y	Y	Y	Y	Y	-	-	Y	
		CU-PC12EKH													
		CS-PC18DKH	-	-	-	-	-	-	-	-	-	-	-	Y	-
		CU-PC18DKH													
		CS-PC24DKH	Y	Y	Y	Y	Y	Y	Y	Y	Y	Y	-	-	
		CU-PC24DKH													
		CS-PC28DKH	-	-	-	-	-	-	-	-	-	-	-	-	Y
		CU-PC28DKH													
		CS-C9GKZW	Y	Y	Y	-	Y	Y	Y	Y	Y	-	-	-	
		CU-2C18GKH													
		CS-C12GKZW	-	-	-	Y	-	-	-	-	-	-	Y	-	-
		CU-2C24GKH													
CS-C9GKZW	-	-	-	-	-	-	-	-	-	-	-	-	-		
CU-3C20GKH															
Split Type Air-conditioner Indoor Unit 分體式空調機室內機/ Split Type Air-conditioner Outdoor Unit 分體式空調機室外機	Panasonic 樂聲	CS-MG905KW, CS-MG1205KW, CS-MG1805KW	-	-	-	-	-	-	-	-	-	-	Y	Y	
CU-MG5405BW															
Ceiling Exhaust Fan 天花式抽氣扇	Panasonic 樂聲	FV-24CMH1	Y	Y	Y	Y	Y	Y	Y	Y	Y	Y	Y	Y	
Gas Water Heater 煤氣熱水爐	TGC	RJW160TFQL	-	-	-	Y	-	-	-	-	-	Y	-	-	
		RJW220TFQL	Y	Y	Y	-	Y	Y	Y	Y	Y	-	Y	Y	
LED TV 電視機	Come Mon	TM102W	Y	Y	Y	Y	Y	Y	Y	Y	Y	Y	Y	Y	

Notes : "Y" means such appliance(s) is/are provided and/or installed in the residential unit.
備註 : "Y" 表示此設備於該住宅單位內提供及/或安裝。

The Vendor undertakes that if lifts or appliances of the specified brand name or model number are not installed in the Development, lifts or appliances of comparable quality will be installed.

賣方承諾如項目中沒有安裝指明的品牌名稱或產品形號的升降機或設備，便會安裝品質相若的升降機或設備。

Fittings, Finishes and Appliances

裝置、裝修物料及設備

Appliances Schedule
設備說明表

Appliance 設備	Brand Name 品牌名稱	Model Number 產品型號	Tower 5 第五座												
			5/F - 11/F 五樓至十一樓				12/F & 15/F 十二樓及十五樓		16/F - 23/F, 26/F - 33/F, 35/F - 39/F, 50/F - 52/F, & 55/F - 57/F 十六樓至二十三樓、二 十六樓至三十三樓、 三十五樓至三十九樓、五十樓至 五十二樓及五十五樓至五十七樓				60/F 六十樓		
			A	B	C	D	A	D	A	B	C	D	A	B	
Electric Oven 電焗爐	De Dietrich	DOP799X	Y	Y	Y	Y	Y	Y	Y	Y	Y	Y	Y	Y	
Microwave Oven 微波爐	De Dietrich	DME715X	Y	Y	Y	Y	Y	Y	Y	Y	Y	Y	-	-	
		DME788X	-	-	-	-	-	-	-	-	-	-	-	Y	Y
Steam Oven 電蒸爐	De Dietrich	DOV738X	-	-	-	-	-	-	-	-	-	-	-	Y	Y
Cooker Hood 抽油煙機	De Dietrich	DHD90XE1	Y	Y	Y	Y	Y	Y	Y	Y	Y	Y	Y	-	-
		DHD120XE1	-	-	-	-	-	-	-	-	-	-	-	Y	Y
Single Burner Gas Hob 單頭煮食氣爐	De Dietrich	DTG309XC1	Y	Y	Y	Y	Y	Y	Y	Y	Y	Y	Y	Y	
Double Burner Gas Hob 雙頭煮食氣爐	De Dietrich	DTG728X	Y	Y	Y	Y	Y	Y	Y	Y	Y	Y	Y	Y	
Induction Hob 電磁爐	De Dietrich	DTI701X	-	-	-	-	-	-	-	-	-	-	-	Y	Y
Built-In Washer/Dryer 嵌入式洗衣乾衣機	De Dietrich	DLZ692JE1	Y	Y	Y	Y	Y	Y	Y	Y	Y	Y	Y	Y	
Built-In Dishwasher 嵌入式洗碗碟機	De Dietrich	DVY640XE1	-	-	-	-	-	-	-	-	-	-	-	Y	Y
Built-in Refrigerator 嵌入式雙門雪櫃	De Dietrich	DRC830JE	Y	Y	Y	Y	Y	Y	Y	Y	Y	Y	-	-	
Side by Side Refrigerator 對門雪櫃	De Dietrich	AC2224PEKBDT	-	-	-	-	-	-	-	-	-	-	-	Y	Y
Wine Cooler 酒櫃	De Dietrich	DAV50X	-	-	-	-	-	-	-	-	-	-	-	Y	Y
Coffee Machine 咖啡機	De Dietrich	DED700X	-	-	-	-	-	-	-	-	-	-	-	-	-

Notes : "Y" means such appliance(s) is/are provided and/or installed in the residential unit.
備註 : "Y" 表示此設備於該住宅單位內提供及/或安裝。

The Vendor undertakes that if lifts or appliances of the specified brand name or model number are not installed in the Development, lifts or appliances of comparable quality will be installed.

賣方承諾如項目中沒有安裝指明的品牌名稱或產品形號的升降機或設備，便會安裝品質相若的升降機或設備。

Fittings, Finishes and Appliances

裝置、裝修物料及設備

Appliances Schedule
設備說明表

Appliance 設備	Brand Name 品牌名稱	Model Number 產品型號	Tower 5 第五座											
			5/F - 11/F 五樓至十一樓				12/F & 15/F 十二樓及十五樓		16/F - 23/F, 26/F - 33/F, 35/F - 39/F, 50/F - 52/F, & 55/F - 57/F 十六樓至二十三樓、二 十六樓至三十三樓、 三十五樓至三十九樓、五十樓至 五十二樓及五十五樓至五十七樓				60/F 六十樓	
			A	B	C	D	A	D	A	B	C	D	A	B
Split Type Air-conditioner Indoor Unit 分體式空調機室內機/ Split Type Air-conditioner Outdoor Unit 分體式空調機室外機	Panasonic 樂聲	CS-PC9EKH	Y	Y	-	-	Y	-	Y	Y	-	-	-	-
		CU-PC9EKH												
		CS-PC12EKH	Y	Y	-	Y	Y	Y	Y	Y	-	Y	-	Y
		CU-PC12EKH												
		CS-PC18DKH	-	-	-	-	-	-	-	-	-	-	Y	-
		CU-PC18DKH												
		CS-PC24DKH	Y	Y	Y	Y	Y	Y	Y	Y	Y	Y	-	-
		CU-PC24DKH												
		CS-PC28DKH	-	-	-	-	-	-	-	-	-	-	-	Y
		CU-PC28DKH												
		CS-C9GKZW	Y	Y	-	Y	Y	Y	Y	Y	-	Y	-	-
		CU-2C18GKH												
		CS-C12GKZW	-	-	Y	-	-	-	-	-	Y	-	-	-
		CU-2C24GKH												
CS-C9GKZW	-	-	-	-	-	-	-	-	-	-	-	-		
CU-3C20GKH														
Split Type Air-conditioner Indoor Unit 分體式空調機室內機/ Split Type Air-conditioner Outdoor Unit 分體式空調機室外機	Panasonic 樂聲	CS-MG905KW, CS-MG1205KW, CS-MG1805KW	-	-	-	-	-	-	-	-	-	-	Y	Y
CU-MG5405BW														
Ceiling Exhaust Fan 天花式抽氣扇	Panasonic 樂聲	FV-24CMH1	Y	Y	Y	Y	Y	Y	Y	Y	Y	Y	Y	Y
Gas Water Heater 煤氣熱水爐	TGC	RJW160TFQL	-	-	Y	-	-	-	-	-	Y	-	-	-
		RJW220TFQL	Y	Y	-	Y	Y	Y	Y	Y	-	Y	Y	Y
LED TV 電視機	Come Mon	TM102W	Y	Y	Y	Y	Y	Y	Y	Y	Y	Y	Y	Y

Notes : "Y" means such appliance(s) is/are provided and/or installed in the residential unit.
備註 : "Y" 表示此設備於該住宅單位內提供及/或安裝。

The Vendor undertakes that if lifts or appliances of the specified brand name or model number are not installed in the Development, lifts or appliances of comparable quality will be installed.

賣方承諾如項目中沒有安裝指明的品牌名稱或產品形號的升降機或設備，便會安裝品質相若的升降機或設備。

Fittings, Finishes and Appliances

裝置、裝修物料及設備

Appliances Schedule
設備說明表

Appliance 設備	Brand Name 品牌名稱	Model Number 產品型號	Tower 6 第六座									
			5/F - 12/F 五樓至十二樓				15/F & 16/F 十五樓及十六樓		17/F - 23/F, 25/F, 27/F - 33/F, 35/F - 39/F, 50/F - 52/F, & 55/F - 57/F 十七樓至二十三樓、二十五樓、 二十七樓至三十三樓、三十五樓至三十九樓、 五十樓至五十二樓及五十五樓至五十七樓			
			A	B	C	D	B	C	A	B	C	D
Electric Oven 電焗爐	De Dietrich	DOP799X	Y	Y	Y	Y	Y	Y	Y	Y	Y	Y
Microwave Oven 微波爐	De Dietrich	DME715X	Y	Y	Y	Y	Y	Y	Y	Y	Y	Y
		DME788X	-	-	-	-	-	-	-	-	-	-
Steam Oven 電蒸爐	De Dietrich	DOV738X	-	-	-	-	-	-	-	-	-	-
Cooker Hood 抽油煙機	De Dietrich	DHD90XE1	Y	Y	Y	Y	Y	Y	Y	Y	Y	Y
		DHD120XE1	-	-	-	-	-	-	-	-	-	-
Single Burner Gas Hob 單頭煮食氣爐	De Dietrich	DTG309XC1	Y	Y	Y	Y	Y	Y	Y	Y	Y	Y
Double Burner Gas Hob 雙頭煮食氣爐	De Dietrich	DTG728X	Y	Y	Y	Y	Y	Y	Y	Y	Y	Y
Induction Hob 電磁爐	De Dietrich	DTI701X	-	-	-	-	-	-	-	-	-	-
Built-In Washer/Dryer 嵌入式洗衣乾衣機	De Dietrich	DLZ692JE1	Y	Y	Y	Y	Y	Y	Y	Y	Y	Y
Built-In Dishwasher 嵌入式洗碗碟機	De Dietrich	DVY640XE1	-	-	-	-	-	-	-	-	-	-
Built-in Refrigerator 嵌入式雙門雪櫃	De Dietrich	DRC830JE	Y	Y	Y	Y	Y	Y	Y	Y	Y	Y
Side by Side Refrigerator 對門雪櫃	De Dietrich	AC2224PEKBDT	-	-	-	-	-	-	-	-	-	-
Wine Cooler 酒櫃	De Dietrich	DAV50X	-	-	-	-	-	-	-	-	-	-
Coffee Machine 咖啡機	De Dietrich	DED700X	-	-	-	-	-	-	-	-	-	-

Notes : "Y" means such appliance(s) is/are provided and/or installed in the residential unit.
備註："Y" 表示此設備於該住宅單位內提供及/或安裝。

The Vendor undertakes that if lifts or appliances of the specified brand name or model number are not installed in the Development, lifts or appliances of comparable quality will be installed.

賣方承諾如項目中沒有安裝指明的品牌名稱或產品形號的升降機或設備，便會安裝品質相若的升降機或設備。

Fittings, Finishes and Appliances

裝置、裝修物料及設備

Appliances Schedule
設備說明表

Appliance 設備	Brand Name 品牌名稱	Model Number 產品型號	Tower 6 第六座									
			5/F - 12/F 五樓至十二樓				15/F & 16/F 十五樓及十六樓		17/F - 23/F, 25/F, 27/F - 33/F, 35/F - 39/F, 50/F - 52/F, & 55/F - 57/F 十七樓至二十三樓、二十五樓、 二十七樓至三十三樓、三十五樓至三十九樓、 五十樓至五十二樓及五十五樓至五十七樓			
			A	B	C	D	B	C	A	B	C	D
Split Type Air-conditioner Indoor Unit 分體式空調機室內機/ Split Type Air-conditioner Outdoor Unit 分體式空調機室外機	Panasonic 樂聲	CS-PC9EKH	Y	Y	-	Y	Y	-	Y	Y	-	Y
		CU-PC9EKH										
		CS-PC12EKH	Y	Y	Y	Y	Y	Y	Y	Y	Y	Y
		CU-PC12EKH										
		CS-PC18DKH	-	-	-	-	-	-	-	-	-	-
		CU-PC18DKH										
		CS-PC24DKH	Y	Y	Y	Y	Y	Y	Y	Y	Y	Y
		CU-PC24DKH										
		CS-PC28DKH	-	-	-	-	-	-	-	-	-	-
		CU-PC28DKH										
		CS-C9GKZW	Y	Y	Y	Y	Y	Y	Y	Y	Y	Y
		CU-2C18GKH										
		CS-C12GKZW	-	-	-	-	-	-	-	-	-	-
		CU-2C24GKH										
CS-C9GKZW	-	-	-	-	-	-	-	-	-	-		
CU-3C20GKH												
Split Type Air-conditioner Indoor Unit 分體式空調機室內機/ Split Type Air-conditioner Outdoor Unit 分體式空調機室外機	Panasonic 樂聲	CS-MG905KW, CS-MG1205KW, CS-MG1805KW CU-MG5405BW	-	-	-	-	-	-	-	-	-	-
Ceiling Exhaust Fan 天花式抽氣扇	Panasonic 樂聲	FV-24CMH1	Y	Y	Y	Y	Y	Y	Y	Y	Y	Y
Gas Water Heater 煤氣熱水爐	TGC	RJW160TFQL	-	-	-	-	-	-	-	-	-	-
		RJW220TFQL	Y	Y	Y	Y	Y	Y	Y	Y	Y	Y
LED TV 電視機	Come Mon	TM102W	Y	Y	Y	Y	Y	Y	Y	Y	Y	Y

Notes : "Y" means such appliance(s) is/are provided and/or installed in the residential unit.
備註 : "Y" 表示此設備於該住宅單位內提供及/或安裝。

The Vendor undertakes that if lifts or appliances of the specified brand name or model number are not installed in the Development, lifts or appliances of comparable quality will be installed.

賣方承諾如項目中沒有安裝指明的品牌名稱或產品形號的升降機或設備，便會安裝品質相若的升降機或設備。

Fittings, Finishes and Appliances

裝置、裝修物料及設備

Appliances Schedule
設備說明表

Appliance 設備	Brand Name 品牌名稱	Model Number 產品型號	Tower 6 第六座				
			60/F 六十樓			61/F 六十一樓	
			A	C	D	A	C
Electric Oven 電焗爐	De Dietrich	DOP799X	Y	Y	Y	Y	Y
Microwave Oven 微波爐	De Dietrich	DME715X	-	Y	Y	-	-
		DME788X	Y	-	-	Y	Y
Steam Oven 電蒸爐	De Dietrich	DOV738X	Y	-	-	Y	Y
Cooker Hood 抽油煙機	De Dietrich	DHD90XE1	-	Y	Y	-	-
		DHD120XE1	Y	-	-	Y	Y
Single Burner Gas Hob 單頭煮食氣爐	De Dietrich	DTG309XC1	Y	Y	Y	Y	Y
Double Burner Gas Hob 雙頭煮食氣爐	De Dietrich	DTG728X	Y	Y	Y	Y	Y
Induction Hob 電磁爐	De Dietrich	DTI701X	Y	-	-	Y	Y
Built-In Washer/Dryer 嵌入式洗衣乾衣機	De Dietrich	DLZ692JE1	Y	Y	Y	Y	Y
Built-In Dishwasher 嵌入式洗碗碟機	De Dietrich	DVY640XE1	Y	-	-	Y	Y
Built-in Refrigerator 嵌入式雙門雪櫃	De Dietrich	DRC830JE	-	Y	Y	-	-
Side by Side Refrigerator 對門雪櫃	De Dietrich	AC2224PEKBDT	Y	-	-	Y	Y
Wine Cooler 酒櫃	De Dietrich	DAV50X	Y	-	-	Y	Y
Coffee Machine 咖啡機	De Dietrich	DED700X	-	-	-	Y	-

Notes : "Y" means such appliance(s) is/are provided and/or installed in the residential unit.
備註 : "Y" 表示此設備於該住宅單位內提供及/或安裝。

The Vendor undertakes that if lifts or appliances of the specified brand name or model number are not installed in the Development, lifts or appliances of comparable quality will be installed.

賣方承諾如項目中沒有安裝指明的品牌名稱或產品形號的升降機或設備，便會安裝品質相若的升降機或設備。

Fittings, Finishes and Appliances

裝置、裝修物料及設備

Appliances Schedule
設備說明表

Appliance 設備	Brand Name 品牌名稱	Model Number 產品型號	Tower 6 第六座				
			60/F 六十樓			61/F 六十一樓	
			A	C	D	A	C
Split Type Air-conditioner Indoor Unit 分體式空調機室內機/ Split Type Air-conditioner Outdoor Unit 分體式空調機室外機	Panasonic 樂聲	CS-PC9EKH	-	-	Y	-	-
		CU-PC9EKH	-	-	-	-	-
		CS-PC12EKH	-	Y	Y	-	-
		CU-PC12EKH	-	-	-	-	-
		CS-PC18DKH	Y	-	-	Y	Y
		CU-PC18DKH	-	-	-	-	-
		CS-PC24DKH	-	Y	Y	-	Y
		CU-PC24DKH	-	-	-	-	-
		CS-PC28DKH	-	-	-	-	-
		CU-PC28DKH	-	-	-	-	-
		CS-C9GKZW	Y	Y	Y	Y	-
		CU-2C18GKH	-	-	-	-	-
		CS-C12GKZW	Y	-	-	Y	-
		CU-2C24GKH	-	-	-	-	-
CS-C9GKZW	-	-	-	-	-		
CU-3C20GKH	-	-	-	-	-		
Split Type Air-conditioner Indoor Unit 分體式空調機室內機/ Split Type Air-conditioner Outdoor Unit 分體式空調機室外機	Panasonic 樂聲	CS-MG905KW, CS-MG1205KW, CS-MG1805KW	Y	-	-	-	Y
		CU-MG5405BW					
Ceiling Exhaust Fan 天花式抽氣扇	Panasonic 樂聲	FV-24CMH1	Y	Y	Y	Y	Y
Gas Water Heater 煤氣熱水爐	TGC	RJW160TFQL	-	-	-	-	-
		RJW220TFQL	Y	Y	Y	Y	Y
LED TV 電視機	Come Mon	TM102W	Y	Y	Y	Y	Y

Notes : "Y" means such appliance(s) is/are provided and/or installed in the residential unit.
備註 : "Y" 表示此設備於該住宅單位內提供及/或安裝。

The Vendor undertakes that if lifts or appliances of the specified brand name or model number are not installed in the Development, lifts or appliances of comparable quality will be installed.

賣方承諾如項目中沒有安裝指明的品牌名稱或產品形號的升降機或設備，便會安裝品質相若的升降機或設備。

Fittings, Finishes and Appliances

裝置、裝修物料及設備

Appliances Schedule
設備說明表

Appliance 設備	Brand Name 品牌名稱	Model Number 產品型號	Tower 7 第七座								
			5/F - 12/F 五樓至十二樓			15/F & 16/F 十五樓及十六樓		17/F - 23/F, 25/F, 27/F - 33/F, 35/F - 39/F, 50/F - 52/F, & 55/F - 57/F 十七樓至二十三樓、二十五樓、二十七樓 至三十三樓、三十五樓至三十九樓、 五十樓至五十二樓及五十五樓至五十七樓			
			A	B	C	A	C	A	B	C	
Electric Oven 電焗爐	De Dietrich	DOP799X	Y	Y	Y	Y	Y	Y	Y	Y	Y
Microwave Oven 微波爐	De Dietrich	DME715X	-	-	Y	-	Y	-	-	-	Y
		DME788X	Y	Y	-	Y	-	Y	Y	-	-
Steam Oven 電蒸爐	De Dietrich	DOV738X	-	-	-	-	-	-	-	-	-
Cooker Hood 抽油煙機	De Dietrich	DHD90XE1	-	-	Y	-	Y	-	-	-	Y
		DHD120XE1	Y	Y	-	Y	-	Y	Y	-	-
Single Burner Gas Hob 單頭煮食氣爐	De Dietrich	DTG309XC1	Y	Y	Y	Y	Y	Y	Y	Y	Y
Double Burner Gas Hob 雙頭煮食氣爐	De Dietrich	DTG728X	Y	Y	Y	Y	Y	Y	Y	Y	Y
Induction Hob 電磁爐	De Dietrich	DTI701X	Y	Y	-	Y	-	Y	Y	-	-
Built-In Washer/Dryer 嵌入式洗衣乾衣機	De Dietrich	DLZ692JE1	Y	Y	Y	Y	Y	Y	Y	Y	Y
Built-In Dishwasher 嵌入式洗碗碟機	De Dietrich	DVY640XE1	-	-	-	-	-	-	-	-	-
Built-in Refrigerator 嵌入式雙門雪櫃	De Dietrich	DRC830JE	Y	Y	Y	Y	Y	Y	Y	Y	Y
Side by Side Refrigerator 對門雪櫃	De Dietrich	AC2224PEKBDT	-	-	-	-	-	-	-	-	-
Wine Cooler 酒櫃	De Dietrich	DAV50X	-	-	-	-	-	-	-	-	-
Coffee Machine 咖啡機	De Dietrich	DED700X	-	-	-	-	-	-	-	-	-

Notes : "Y" means such appliance(s) is/are provided and/or installed in the residential unit.
備註 : "Y" 表示此設備於該住宅單位內提供及/或安裝。

The Vendor undertakes that if lifts or appliances of the specified brand name or model number are not installed in the Development, lifts or appliances of comparable quality will be installed.

賣方承諾如項目中沒有安裝指明的品牌名稱或產品形號的升降機或設備，便會安裝品質相若的升降機或設備。

Fittings, Finishes and Appliances

裝置、裝修物料及設備

Appliances Schedule
設備說明表

Appliance 設備	Brand Name 品牌名稱	Model Number 產品型號	Tower 7 第七座								
			5/F - 12/F 五樓至十二樓			15/F & 16/F 十五樓及十六樓		17/F - 23/F, 25/F, 27/F - 33/F, 35/F - 39/F, 50/F - 52/F, & 55/F - 57/F 十七樓至二十三樓、二十五樓、二十七樓 至三十三樓、三十五樓至三十九樓、 五十樓至五十二樓及五十五樓至五十七樓			
			A	B	C	A	C	A	B	C	
Split Type Air-conditioner Indoor Unit 分體式空調機室內機/ Split Type Air-conditioner Outdoor Unit 分體式空調機室外機	Panasonic 樂聲	CS-PC9EKH	-	-	Y	-	Y	-	-	Y	
		CU-PC9EKH	-	-	Y	-	Y	-	-	Y	
		CS-PC12EKH	Y	Y	Y	Y	Y	Y	Y	Y	
		CU-PC12EKH	Y	Y	Y	Y	Y	Y	Y	Y	
		CS-PC18DKH	-	-	Y	-	Y	-	-	Y	
		CU-PC18DKH	-	-	Y	-	Y	-	-	Y	
		CS-PC24DKH	Y	Y	Y	Y	Y	Y	Y	Y	
		CU-PC24DKH	Y	Y	Y	Y	Y	Y	Y	Y	
		CS-PC28DKH	-	-	-	-	-	-	-	-	
		CU-PC28DKH	-	-	-	-	-	-	-	-	
		CS-C9GKZW	Y	Y	Y	Y	Y	Y	Y	Y	
		CU-2C18GKH	Y	Y	Y	Y	Y	Y	Y	Y	
		CS-C12GKZW	-	-	-	-	-	-	-	-	
		CU-2C24GKH	-	-	-	-	-	-	-	-	
CS-C9GKZW	-	-	-	-	-	-	-	-			
CU-3C20GKH	-	-	-	-	-	-	-	-			
Split Type Air-conditioner Indoor Unit 分體式空調機室內機/ Split Type Air-conditioner Outdoor Unit 分體式空調機室外機	Panasonic 樂聲	CS-MG905KW, CS-MG1205KW, CS-MG1805KW	-	-	-	-	-	-	-	-	
		CU-MG5405BW	-	-	-	-	-	-	-	-	
Ceiling Exhaust Fan 天花式抽氣扇	Panasonic 樂聲	FV-24CMH1	Y	Y	Y	Y	Y	Y	Y	Y	
Gas Water Heater 煤氣熱水爐	TGC	RJW160TFQL	-	-	-	-	-	-	-	-	
		RJW220TFQL	Y	Y	Y	Y	Y	Y	Y	Y	
LED TV 電視機	Come Mon	TM102W	Y	Y	Y	Y	Y	Y	Y	Y	

Notes : "Y" means such appliance(s) is/are provided and/or installed in the residential unit.
備註 : "Y" 表示此設備於該住宅單位內提供及/或安裝。

The Vendor undertakes that if lifts or appliances of the specified brand name or model number are not installed in the Development, lifts or appliances of comparable quality will be installed.

賣方承諾如項目中沒有安裝指明的品牌名稱或產品形號的升降機或設備，便會安裝品質相若的升降機或設備。

Fittings, Finishes and Appliances

裝置、裝修物料及設備

Appliances Schedule
設備說明表

Appliance 設備	Brand Name 品牌名稱	Model Number 產品型號	Tower 7 第七座			
			60/F 六十樓		61/F 六十一樓	
			A	C	A	B
Electric Oven 電焗爐	De Dietrich	DOP799X	Y	Y	Y	Y
Microwave Oven 微波爐	De Dietrich	DME715X	-	Y	-	-
		DME788X	Y	-	Y	Y
Steam Oven 電蒸爐	De Dietrich	DOV738X	Y	-	Y	Y
Cooker Hood 抽油煙機	De Dietrich	DHD90XE1	-	Y	-	-
		DHD120XE1	Y	-	Y	Y
Single Burner Gas Hob 單頭煮食氣爐	De Dietrich	DTG309XC1	Y	Y	Y	Y
Double Burner Gas Hob 雙頭煮食氣爐	De Dietrich	DTG728X	Y	Y	Y	Y
Induction Hob 電磁爐	De Dietrich	DTI701X	Y	-	Y	Y
Built-In Washer/Dryer 嵌入式洗衣乾衣機	De Dietrich	DLZ692JE1	Y	Y	Y	Y
Built-In Dishwasher 嵌入式洗碗碟機	De Dietrich	DVY640XE1	Y	-	Y	Y
Built-in Refrigerator 嵌入式雙門雪櫃	De Dietrich	DRC830JE	-	Y	-	-
Side by Side Refrigerator 對門雪櫃	De Dietrich	AC2224PEKBDT	Y	-	Y	Y
Wine Cooler 酒櫃	De Dietrich	DAV50X	Y	-	Y	Y
Coffee Machine 咖啡機	De Dietrich	DED700X	-	-	Y	-

Notes : "Y" means such appliance(s) is/are provided and/or installed in the residential unit.
備註 : "Y" 表示此設備於該住宅單位內提供及/或安裝。

The Vendor undertakes that if lifts or appliances of the specified brand name or model number are not installed in the Development, lifts or appliances of comparable quality will be installed.

賣方承諾如項目中沒有安裝指明的品牌名稱或產品形號的升降機或設備，便會安裝品質相若的升降機或設備。

Fittings, Finishes and Appliances

裝置、裝修物料及設備

Appliances Schedule
設備說明表

Appliance 設備	Brand Name 品牌名稱	Model Number 產品型號	Tower 7 第七座			
			60/F 六十樓		61/F 六十一樓	
			A	C	A	B
Split Type Air-conditioner Indoor Unit 分體式空調機室內機/ Split Type Air-conditioner Outdoor Unit 分體式空調機室外機	Panasonic 樂聲	CS-PC9EKH	-	Y	-	-
		CU-PC9EKH	-	Y	-	-
		CS-PC12EKH	-	Y	-	-
		CU-PC12EKH	-	Y	-	-
		CS-PC18DKH	Y	Y	Y	Y
		CU-PC18DKH	Y	Y	Y	Y
		CS-PC24DKH	-	Y	Y	-
		CU-PC24DKH	-	Y	Y	-
		CS-PC28DKH	-	-	-	Y
		CU-PC28DKH	-	-	-	Y
		CS-C9GKZW	Y	Y	Y	Y
		CU-2C18GKH	Y	Y	Y	Y
		CS-C12GKZW	Y	-	Y	-
		CU-2C24GKH	Y	-	Y	-
CS-C9GKZW	-	-	-	-		
CU-3C20GKH	-	-	-	-		
Split Type Air-conditioner Indoor Unit 分體式空調機室內機/ Split Type Air-conditioner Outdoor Unit 分體式空調機室外機	Panasonic 樂聲	CS-MG905KW, CS-MG1205KW, CS-MG1805KW	Y	-	-	-
		CU-MG5405BW				
Ceiling Exhaust Fan 天花式抽氣扇	Panasonic 樂聲	FV-24CMH1	Y	Y	Y	Y
Gas Water Heater 煤氣熱水爐	TGC	RJW160TFQL	-	-	-	-
		RJW220TFQL	Y	Y	Y	Y
LED TV 電視機	Come Mon	TM102W	Y	Y	Y	Y

Notes : "Y" means such appliance(s) is/are provided and/or installed in the residential unit.
備註 : "Y" 表示此設備於該住宅單位內提供及/或安裝。

The Vendor undertakes that if lifts or appliances of the specified brand name or model number are not installed in the Development, lifts or appliances of comparable quality will be installed.

賣方承諾如項目中沒有安裝指明的品牌名稱或產品形號的升降機或設備，便會安裝品質相若的升降機或設備。

Fittings, Finishes and Appliances

裝置、裝修物料及設備

Appliances Schedule
設備說明表

Appliance 設備	Brand Name 品牌名稱	Model Number 產品型號	Tower8 第八座						
			5/F, 6/F, 8/F - 12/F, & 15/F 五樓、六樓、八樓 至十二樓及十五樓			16/F & 18/F 十六樓 及十八樓	19/F - 23/F, 25/F - 26/F, 28/F, 30/F - 33/F, 35/F - 36/F, 38/F - 39/F, 50/F - 52/F, 55/F - 56/F, & 60/F - 62/F 十九樓至二十三樓、二十五樓至二十六樓、二十八樓、 三十樓至三十三樓、三十五樓至三十六樓、三十八樓至 三十九樓、五十樓至五十二樓、五十五樓至五十六及 六十樓至六十二樓		
			A	B	C	B	A	B	C
Electric Oven 電焗爐	De Dietrich	DOP799X	Y	Y	Y	Y	Y	Y	
Microwave Oven 微波爐	De Dietrich	DME715X	-	-	-	-	-	-	
		DME788X	Y	Y	Y	Y	Y	Y	
Steam Oven 電蒸爐	De Dietrich	DOV738X	Y	Y	-	Y	Y	-	
Cooker Hood 抽油煙機	De Dietrich	DHD90XE1	-	-	Y	-	-	-	Y
		DHD120XE1	Y	Y	-	Y	Y	Y	-
Single Burner Gas Hob 單頭煮食氣爐	De Dietrich	DTG309XC1	Y	Y	Y	Y	Y	Y	
Double Burner Gas Hob 雙頭煮食氣爐	De Dietrich	DTG728X	Y	Y	Y	Y	Y	Y	
Induction Hob 電磁爐	De Dietrich	DTI701X	Y	Y	-	Y	Y	Y	-
Built-In Washer/Dryer 嵌入式洗衣乾衣機	De Dietrich	DLZ692JE1	Y	Y	Y	Y	Y	Y	Y
Built-In Dishwasher 嵌入式洗碗碟機	De Dietrich	DVY640XE1	-	-	-	-	-	-	-
Built-in Refrigerator 嵌入式雙門雪櫃	De Dietrich	DRC830JE	-	-	Y	-	-	-	Y
Side by Side Refrigerator 對門雪櫃	De Dietrich	AC2224PEKBDT	Y	Y	-	Y	Y	Y	-
Wine Cooler 酒櫃	De Dietrich	DAV50X	-	-	-	-	-	-	-
Coffee Machine 咖啡機	De Dietrich	DED700X	-	-	-	-	-	-	-

Notes : "Y" means such appliance(s) is/are provided and/or installed in the residential unit.
備註 : "Y" 表示此設備於該住宅單位內提供及/或安裝。

The Vendor undertakes that if lifts or appliances of the specified brand name or model number are not installed in the Development, lifts or appliances of comparable quality will be installed.

賣方承諾如項目中沒有安裝指明的品牌名稱或產品形號的升降機或設備，便會安裝品質相若的升降機或設備。

Fittings, Finishes and Appliances

裝置、裝修物料及設備

Appliances Schedule
設備說明表

Appliance 設備	Brand Name 品牌名稱	Model Number 產品型號	Tower8 第八座						
			5/F, 6/F, 8/F - 12/F, & 15/F 五樓、六樓、八樓 至十二樓及十五樓			16/F & 18/ F 十六樓 及十八樓	19/F - 23/F, 25/F - 26/F, 28/F, 30/F - 33/F, 35/F - 36/F, 38/F - 39/F, 50/F - 52/F, 55/F - 56/F, & 60/F - 62/F 十九樓至二十三樓、二十五樓至二十六樓、二十八樓、 三十樓至三十三樓、三十五樓至三十六樓、三十八樓至 三十九樓、五十樓至五十二樓、五十五樓至五十六及 六十樓至六十二樓		
			A	B	C	B	A	B	C
Split Type Air-conditioner Indoor Unit 分體式空調機室內機/ Split Type Air-conditioner Outdoor Unit 分體式空調機室外機	Panasonic 樂聲	CS-PC9EKH	-	-	Y	-	-	-	Y
		CU-PC9EKH	-	-	Y	-	-	-	Y
		CS-PC12EKH	Y	Y	-	Y	Y	Y	-
		CU-PC12EKH	Y	Y	-	Y	Y	Y	-
		CS-PC18DKH	Y	Y	Y	Y	Y	Y	Y
		CU-PC18DKH	Y	Y	Y	Y	Y	Y	Y
		CS-PC24DKH	Y	Y	Y	Y	Y	Y	Y
		CU-PC24DKH	Y	Y	Y	Y	Y	Y	Y
		CS-PC28DKH	-	-	-	-	-	-	-
		CU-PC28DKH	-	-	-	-	-	-	-
		CS-C9GKZW	Y	Y	Y	Y	Y	Y	Y
		CU-2C18GKH	Y	Y	Y	Y	Y	Y	Y
		CS-C12GKZW	-	-	-	-	-	-	-
		CU-2C24GKH	-	-	-	-	-	-	-
CS-C9GKZW	-	-	-	-	-	-	-		
CU-3C20GKH	-	-	-	-	-	-	-		
Split Type Air-conditioner Indoor Unit 分體式空調機室內機/ Split Type Air-conditioner Outdoor Unit 分體式空調機室外機	Panasonic 樂聲	CS-MG905KW, CS-MG1205KW, CS-MG1805KW	-	-	-	-	-	-	-
		CU-MG5405BW	-	-	-	-	-	-	-
Ceiling Exhaust Fan 天花式抽氣扇	Panasonic 樂聲	FV-24CMH1	Y	Y	Y	Y	Y	Y	Y
Gas Water Heater 煤氣熱水爐	TGC	RJW160TFQL	Y	Y	-	Y	Y	Y	-
		RJW220TFQL	Y	Y	Y	Y	Y	Y	Y
LED TV 電視機	Come Mon	TM102W	Y	Y	Y	Y	Y	Y	Y

Notes : "Y" means such appliance(s) is/are provided and/or installed in the residential unit.
備註 : "Y" 表示此設備於該住宅單位內提供及/或安裝。

The Vendor undertakes that if lifts or appliances of the specified brand name or model number are not installed in the Development, lifts or appliances of comparable quality will be installed.

賣方承諾如項目中沒有安裝指明的品牌名稱或產品形號的升降機或設備，便會安裝品質相若的升降機或設備。

Fittings, Finishes and Appliances

裝置、裝修物料及設備

Appliances Schedule
設備說明表

Appliance 設備	Brand Name 品牌名稱	Model Number 產品型號	Tower 8 第八座		
			63/F 六十三樓		
			A	B	C
Electric Oven 電焗爐	De Dietrich	DOP799X	Y	Y	Y
Microwave Oven 微波爐	De Dietrich	DME715X	-	-	-
		DME788X	Y	Y	Y
Steam Oven 電蒸爐	De Dietrich	DOV738X	Y	Y	Y
Cooker Hood 抽油煙機	De Dietrich	DHD90XE1	-	-	-
		DHD120XE1	Y	Y	Y
Single Burner Gas Hob 單頭煮食氣爐	De Dietrich	DTG309XC1	Y	Y	Y
Double Burner Gas Hob 雙頭煮食氣爐	De Dietrich	DTG728X	Y	Y	Y
Induction Hob 電磁爐	De Dietrich	DTI701X	Y	Y	Y
Built-In Washer/Dryer 嵌入式洗衣乾衣機	De Dietrich	DLZ692JE1	Y	Y	Y
Built-In Dishwasher 嵌入式洗碗碟機	De Dietrich	DVY640XE1	Y	Y	Y
Built-in Refrigerator 嵌入式雙門雪櫃	De Dietrich	DRC830JE	-	-	-
Side by Side Refrigerator 對門雪櫃	De Dietrich	AC2224PEKBDT	Y	Y	Y
Wine Cooler 酒櫃	De Dietrich	DAV50X	Y	Y	Y
Coffee Machine 咖啡機	De Dietrich	DED700X	Y	Y	Y

Notes : "Y" means such appliance(s) is/are provided and/or installed in the residential unit.
備註：“Y”表示此設備於該住宅單位內提供及/或安裝。

The Vendor undertakes that if lifts or appliances of the specified brand name or model number are not installed in the Development, lifts or appliances of comparable quality will be installed.

賣方承諾如項目中沒有安裝指明的品牌名稱或產品形號的升降機或設備，便會安裝品質相若的升降機或設備。

Fittings, Finishes and Appliances

裝置、裝修物料及設備

Appliances Schedule
設備說明表

Appliance 設備	Brand Name 品牌名稱	Model Number 產品型號	Tower 8 第八座		
			63/F 六十三樓		
			A	B	C
Split Type Air-conditioner Indoor Unit 分體式空調機室內機/ Split Type Air-conditioner Outdoor Unit 分體式空調機室外機	Panasonic 樂聲	CS-PC9EKH	Y	Y	Y
		CU-PC9EKH			
		CS-PC12EKH	-	-	-
		CU-PC12EKH			
		CS-PC18DKH	Y	Y	Y
		CU-PC18DKH			
		CS-PC24DKH	Y	Y	Y
		CU-PC24DKH			
		CS-PC28DKH	Y	Y	Y
		CU-PC28DKH			
		CS-C9GKZW	Y	Y	Y
		CU-2C18GKH			
		CS-C12GKZW	Y	Y	Y
		CU-2C24GKH			
CS-C9GKZW	-	-	-		
CU-3C20GKH					
Split Type Air-conditioner Indoor Unit 分體式空調機室內機/ Split Type Air-conditioner Outdoor Unit 分體式空調機室外機	Panasonic 樂聲	CS-MG905KW, CS-MG1205KW, CS-MG1805KW	-	-	-
		CU-MG5405BW			
Ceiling Exhaust Fan 天花式抽氣扇	Panasonic 樂聲	FV-24CMH1	Y	Y	Y
Gas Water Heater 煤氣熱水爐	TGC	RJW160TFQL	-	-	-
		RJW220TFQL	Y	Y	Y
LED TV 電視機	Come Mon	TM102W	Y	Y	Y

Notes : "Y" means such appliance(s) is/are provided and/or installed in the residential unit.
備註 : "Y" 表示此設備於該住宅單位內提供及/或安裝。

The Vendor undertakes that if lifts or appliances of the specified brand name or model number are not installed in the Development, lifts or appliances of comparable quality will be installed.

賣方承諾如項目中沒有安裝指明的品牌名稱或產品形號的升降機或設備，便會安裝品質相若的升降機或設備。

Fittings, Finishes and Appliances

裝置、裝修物料及設備

Appliances Schedule
設備說明表

Appliance 設備	Brand Name 品牌名稱	Model Number 產品型號	Tower 9 第九座						
			5/F, 6/F, 8/F - 12/F, & 15/F 五樓、六樓、八樓 至十二樓及十五樓			16/F & 18/F 十六樓 及十八樓	19/F - 23/F, 25/F - 26/F, 28/F, 30/F - 33/F, 35/F - 36/F, 38/F - 39/F, 50/F - 52/F, 55/F - 56/F, & 60/F - 62/F 十九樓至二十三樓、二十五樓至二十六樓、二十八樓、三十樓 至三十三樓、三十五樓至三十六樓、三十八樓至三十九樓、 五十樓至五十二樓、五十五樓至五十六及六十樓至六十二樓		
			A	B	C	A	A	B	C
Electric Oven 電焗爐	De Dietrich	DOP799X	Y	Y	Y	Y	Y	Y	Y
Microwave Oven 微波爐	De Dietrich	DME715X	-	-	-	-	-	-	-
		DME788X	Y	Y	Y	Y	Y	Y	Y
Steam Oven 電蒸爐	De Dietrich	DOV738X	Y	Y	-	Y	Y	Y	-
Cooker Hood 抽油煙機	De Dietrich	DHD90XE1	-	-	Y	-	-	-	Y
		DHD120XE1	Y	Y	-	Y	Y	Y	-
Single Burner Gas Hob 單頭煮食氣爐	De Dietrich	DTG309XC1	Y	Y	Y	Y	Y	Y	Y
Double Burner Gas Hob 雙頭煮食氣爐	De Dietrich	DTG728X	Y	Y	Y	Y	Y	Y	Y
Induction Hob 電磁爐	De Dietrich	DTI701X	Y	Y	-	Y	Y	Y	-
Built-In Washer/Dryer 嵌入式洗衣乾衣機	De Dietrich	DLZ692JE1	Y	Y	Y	Y	Y	Y	Y
Built-In Dishwasher 嵌入式洗碗碟機	De Dietrich	DVY640XE1	Y	-	-	Y	Y	-	-
Built-in Refrigerator 嵌入式雙門雪櫃	De Dietrich	DRC830JE	-	-	Y	-	-	-	Y
Side by Side Refrigerator 對門雪櫃	De Dietrich	AC2224PEKBDT	Y	Y	-	Y	Y	Y	-
Wine Cooler 酒櫃	De Dietrich	DAV50X	Y	-	-	Y	Y	-	-
Coffee Machine 咖啡機	De Dietrich	DED700X	-	-	-	-	-	-	-

Notes : "Y" means such appliance(s) is/are provided and/or installed in the residential unit.
備註 : "Y" 表示此設備於該住宅單位內提供及/或安裝。

The Vendor undertakes that if lifts or appliances of the specified brand name or model number are not installed in the Development, lifts or appliances of comparable quality will be installed.

賣方承諾如項目中沒有安裝指明的品牌名稱或產品形號的升降機或設備，便會安裝品質相若的升降機或設備。

Fittings, Finishes and Appliances

裝置、裝修物料及設備

Appliances Schedule
設備說明表

Appliance 設備	Brand Name 品牌名稱	Model Number 產品型號	Tower 9 第九座						
			5/F, 6/F, 8/F - 12/F, & 15/F 五樓、六樓、八樓 至十二樓及十五樓			16/F & 18/F 十六樓 及十八樓	19/F - 23/F, 25/F - 26/F, 28/F, 30/F - 33/F, 35/F - 36/F, 38/F - 39/F, 50/F - 52/F, 55/F - 56/F, & 60/F - 62/F 十九樓至二十三樓、二十五樓至二十六樓、二十八樓、三十樓 至三十三樓、三十五樓至三十六樓、三十八樓至三十九樓、 五十樓至五十二樓、五十五樓至五十六及六十樓至六十二樓		
			A	B	C	A	A	B	C
Split Type Air-conditioner Indoor Unit 分體式空調機室內機/ Split Type Air-conditioner Outdoor Unit 分體式空調機室外機	Panasonic 樂聲	CS-PC9EKH	-	-	Y	-	-	-	Y
		CU-PC9EKH	-	-	Y	-	-	-	Y
		CS-PC12EKH	-	Y	-	-	-	Y	-
		CU-PC12EKH	-	Y	-	-	-	Y	-
		CS-PC18DKH	Y	Y	Y	Y	Y	Y	Y
		CU-PC18DKH	Y	Y	Y	Y	Y	Y	Y
		CS-PC24DKH	-	Y	Y	-	-	Y	Y
		CU-PC24DKH	-	Y	Y	-	-	Y	Y
		CS-PC28DKH	-	-	-	-	-	-	-
		CU-PC28DKH	-	-	-	-	-	-	-
		CS-C9GKZW	Y	Y	Y	Y	Y	Y	Y
		CU-2C18GKH	Y	Y	Y	Y	Y	Y	Y
		CS-C12GKZW	Y	-	-	Y	Y	-	-
		CU-2C24GKH	Y	-	-	Y	Y	-	-
CS-C9GKZW	-	-	-	-	-	-	-		
CU-3C20GKH	-	-	-	-	-	-	-		
Split Type Air-conditioner Indoor Unit 分體式空調機室內機/ Split Type Air-conditioner Outdoor Unit 分體式空調機室外機	Panasonic 樂聲	CS-MG905KW, CS-MG1205KW, CS-MG1805KW CU-MG5405BW	Y	-	-	Y	Y	-	-
Ceiling Exhaust Fan 天花式抽氣扇	Panasonic 樂聲	FV-24CMH1	Y	Y	Y	Y	Y	Y	Y
Gas Water Heater 煤氣熱水爐	TGC	RJW160TFQL	Y	Y	-	Y	Y	Y	-
		RJW220TFQL	Y	Y	Y	Y	Y	Y	Y
LED TV 電視機	Come Mon	TM102W	Y	Y	Y	Y	Y	Y	Y

Notes : "Y" means such appliance(s) is/are provided and/or installed in the residential unit.
備註 : "Y" 表示此設備於該住宅單位內提供及/或安裝。

The Vendor undertakes that if lifts or appliances of the specified brand name or model number are not installed in the Development, lifts or appliances of comparable quality will be installed.

賣方承諾如項目中沒有安裝指明的品牌名稱或產品形號的升降機或設備，便會安裝品質相若的升降機或設備。

Fittings, Finishes and Appliances

裝置、裝修物料及設備

Appliances Schedule
設備說明表

Appliance 設備	Brand Name 品牌名稱	Model Number 產品型號	Tower 9 第九座		
			63/F 六十三樓		
			A	B	C
Electric Oven 電焗爐	De Dietrich	DOP799X	Y	Y	Y
Microwave Oven 微波爐	De Dietrich	DME715X	-	-	-
		DME788X	Y	Y	Y
Steam Oven 電蒸爐	De Dietrich	DOV738X	Y	Y	Y
Cooker Hood 抽油煙機	De Dietrich	DHD90XE1	-	-	-
		DHD120XE1	Y	Y	Y
Single Burner Gas Hob 單頭煮食氣爐	De Dietrich	DTG309XC1	Y	Y	Y
Double Burner Gas Hob 雙頭煮食氣爐	De Dietrich	DTG728X	Y	Y	Y
Induction Hob 電磁爐	De Dietrich	DTI701X	Y	Y	Y
Built-In Washer/Dryer 嵌入式洗衣乾衣機	De Dietrich	DLZ692JE1	Y	Y	Y
Built-In Dishwasher 嵌入式洗碗碟機	De Dietrich	DVY640XE1	Y	Y	Y
Built-in Refrigerator 嵌入式雙門雪櫃	De Dietrich	DRC830JE	-	-	-
Side by Side Refrigerator 對門雪櫃	De Dietrich	AC2224PEKBDT	Y	Y	Y
Wine Cooler 酒櫃	De Dietrich	DAV50X	Y	Y	Y
Wine Cooler 酒櫃	EuroCave	283V2	Y	-	-
Wine Cooler 酒櫃	EuroCave	064V2	Y	-	-
Coffee Machine 咖啡機	De Dietrich	DED700X	Y	Y	Y

Notes : "Y" means such appliance(s) is/are provided and/or installed in the residential unit.
備註 : "Y" 表示此設備於該住宅單位內提供及/或安裝。

The Vendor undertakes that if lifts or appliances of the specified brand name or model number are not installed in the Development, lifts or appliances of comparable quality will be installed.

賣方承諾如項目中沒有安裝指明的品牌名稱或產品形號的升降機或設備，便會安裝品質相若的升降機或設備。

Fittings, Finishes and Appliances

裝置、裝修物料及設備

Appliances Schedule
設備說明表

Appliance 設備	Brand Name 品牌名稱	Model Number 產品型號	Tower 9 第九座		
			63/F 六十三樓		
			A	B	C
Split Type Air-conditioner Indoor Unit 分體式空調機室內機/ Split Type Air-conditioner Outdoor Unit 分體式空調機室外機	Panasonic 樂聲	CS-PC9EKH	Y	Y	Y
		CU-PC9EKH			
		CS-PC12EKH	-	-	-
		CU-PC12EKH			
		CS-PC18DKH	Y	Y	Y
		CU-PC18DKH			
		CS-PC24DKH	-	Y	Y
		CU-PC24DKH			
		CS-PC28DKH	Y	Y	Y
		CU-PC28DKH			
		CS-C9GKZW	Y	Y	Y
		CU-2C18GKH			
		CS-C12GKZW	-	Y	Y
		CU-2C24GKH			
CS-C9GKZW	-	-	-		
CU-3C20GKH					
Split Type Air-conditioner Indoor Unit 分體式空調機室內機/ Split Type Air-conditioner Outdoor Unit 分體式空調機室外機	Panasonic 樂聲	CS-MG905KW, CS-MG1205KW, CS-MG1805KW	-	-	-
		CU-MG5405BW			
Ceiling Exhaust Fan 天花式抽氣扇	Panasonic 樂聲	FV-24CMH1	Y	Y	Y
Gas Water Heater 煤氣熱水爐	TGC	RJW160TFQL	-	-	-
		RJW220TFQL	Y	Y	Y
LED TV 電視機	Come Mon	TM102W	Y	Y	Y

Notes : "Y" means such appliance(s) is/are provided and/or installed in the residential unit.
備註 : "Y" 表示此設備於該住宅單位內提供及/或安裝。

The Vendor undertakes that if lifts or appliances of the specified brand name or model number are not installed in the Development, lifts or appliances of comparable quality will be installed.

賣方承諾如項目中沒有安裝指明的品牌名稱或產品形號的升降機或設備，便會安裝品質相若的升降機或設備。

Fittings, Finishes and Appliances

裝置、裝修物料及設備

Appliances Schedule
設備說明表

Appliance 設備	Brand Name 品牌名稱	Model Number 產品型號	Tower 10 第十座									
			5/F - 12/F 五樓至十二樓				15/F & 16/F 十五樓及十六樓		17/F - 23/F, 25/F, 27/F - 33/F, 35/F - 39/F, 50/F - 52/F, & 55/F - 57/F 十七樓至二十三樓、二十五樓、二十七樓至三十三樓、三十五樓至三十九樓、五十樓至五十二樓及五十五樓至五十七樓			
			A	B	C	D	B	C	A	B	C	D
Electric Oven 電焗爐	De Dietrich	DOP799X	Y	Y	Y	Y	Y	Y	Y	Y	Y	Y
Microwave Oven 微波爐	De Dietrich	DME715X	-	-	Y	Y	-	Y	-	-	Y	Y
		DME788X	Y	Y	-	-	Y	-	Y	Y	-	-
Steam Oven 電蒸爐	De Dietrich	DOV738X	Y	Y	-	-	Y	-	Y	Y	-	-
Cooker Hood 抽油煙機	De Dietrich	DHD90XE1	-	-	Y	Y	-	Y	-	-	Y	Y
		DHD120XE1	Y	Y	-	-	Y	-	Y	Y	-	-
Single Burner Gas Hob 單頭煮食氣爐	De Dietrich	DTG309XC1	Y	Y	Y	Y	Y	Y	Y	Y	Y	Y
Double Burner Gas Hob 雙頭煮食氣爐	De Dietrich	DTG728X	Y	Y	Y	Y	Y	Y	Y	Y	Y	Y
Induction Hob 電磁爐	De Dietrich	DTI701X	Y	Y	-	-	Y	-	Y	Y	-	-
Built-In Washer/Dryer 嵌入式洗衣乾衣機	De Dietrich	DLZ692JE1	Y	Y	Y	Y	Y	Y	Y	Y	Y	Y
Built-In Dishwasher 嵌入式洗碗碟機	De Dietrich	DVY640XE1	-	-	-	-	-	-	-	-	-	-
Built-in Refrigerator 嵌入式雙門雪櫃	De Dietrich	DRC830JE	-	-	Y	Y	-	Y	-	-	Y	Y
Side by Side Refrigerator 對門雪櫃	De Dietrich	AC2224PEKBDT	Y	Y	-	-	Y	-	Y	Y	-	-
Wine Cooler 酒櫃	De Dietrich	DAV50X	-	-	-	-	-	-	-	-	-	-
Coffee Machine 咖啡機	De Dietrich	DED700X	-	-	-	-	-	-	-	-	-	-

Notes : "Y" means such appliance(s) is/are provided and/or installed in the residential unit.
備註 : "Y" 表示此設備於該住宅單位內提供及/或安裝。

The Vendor undertakes that if lifts or appliances of the specified brand name or model number are not installed in the Development, lifts or appliances of comparable quality will be installed.

賣方承諾如項目中沒有安裝指明的品牌名稱或產品形號的升降機或設備，便會安裝品質相若的升降機或設備。

Fittings, Finishes and Appliances

裝置、裝修物料及設備

Appliances Schedule
設備說明表

Appliance 設備	Brand Name 品牌名稱	Model Number 產品型號	Tower 10 第十座									
			5/F - 12/F 五樓至十二樓				15/F & 16/F 十五樓及十六樓		17/F - 23/F, 25/F, 27/F - 33/F, 35/F - 39/F, 50/F - 52/F, & 55/F - 57/F 十七樓至二十三樓、二十五樓、二十七樓至三十三樓、三十五樓至三十九樓、五十樓至五十二樓及五十五樓至五十七樓			
			A	B	C	D	B	C	A	B	C	D
Split Type Air-conditioner Indoor Unit 分體式空調機室內機/ Split Type Air-conditioner Outdoor Unit 分體式空調機室外機	Panasonic 樂聲	CS-PC9EKH	-	-	Y	Y	-	Y	-	-	Y	Y
		CU-PC9EKH	-	-	Y	Y	-	Y	-	-	Y	Y
		CS-PC12EKH	Y	Y	Y	Y	Y	Y	Y	Y	Y	Y
		CU-PC12EKH	Y	Y	Y	Y	Y	Y	Y	Y	Y	Y
		CS-PC18DKH	Y	Y	-	-	Y	-	Y	Y	-	-
		CU-PC18DKH	Y	Y	-	-	Y	-	Y	Y	-	-
		CS-PC24DKH	Y	Y	Y	Y	Y	Y	Y	Y	Y	Y
		CU-PC24DKH	Y	Y	Y	Y	Y	Y	Y	Y	Y	Y
		CS-PC28DKH	-	-	-	-	-	-	-	-	-	-
		CU-PC28DKH	-	-	-	-	-	-	-	-	-	-
		CS-C9GKZW	Y	Y	Y	Y	Y	Y	Y	Y	Y	Y
		CU-2C18GKH	Y	Y	Y	Y	Y	Y	Y	Y	Y	Y
		CS-C12GKZW	-	-	-	-	-	-	-	-	-	-
		CU-2C24GKH	-	-	-	-	-	-	-	-	-	-
CS-C9GKZW	-	-	-	-	-	-	-	-	-	-		
CU-3C20GKH	-	-	-	-	-	-	-	-	-	-		
Split Type Air-conditioner Indoor Unit 分體式空調機室內機/ Split Type Air-conditioner Outdoor Unit 分體式空調機室外機	Panasonic 樂聲	CS-MG905KW, CS-MG1205KW, CS-MG1805KW CU-MG5405BW	-	-	-	-	-	-	-	-	-	-
Ceiling Exhaust Fan 天花式抽氣扇	Panasonic 樂聲	FV-24CMH1	Y	Y	Y	Y	Y	Y	Y	Y	Y	Y
Gas Water Heater 煤氣熱水爐	TGC	RJW160TFQL	Y	Y	-	-	Y	-	Y	Y	-	-
		RJW220TFQL	Y	Y	Y	Y	Y	Y	Y	Y	Y	Y
LED TV 電視機	Come Mon	TM102W	Y	Y	Y	Y	Y	Y	Y	Y	Y	Y

Notes : "Y" means such appliance(s) is/are provided and/or installed in the residential unit.
備註 : "Y" 表示此設備於該住宅單位內提供及/或安裝。

The Vendor undertakes that if lifts or appliances of the specified brand name or model number are not installed in the Development, lifts or appliances of comparable quality will be installed.

賣方承諾如項目中沒有安裝指明的品牌名稱或產品形號的升降機或設備，便會安裝品質相若的升降機或設備。

Fittings, Finishes and Appliances

裝置、裝修物料及設備

Appliances Schedule
設備說明表

Appliance 設備	Brand Name 品牌名稱	Model Number 產品型號	Tower 10 第十座				
			60/F 六十樓			61/F 六十一樓	
			A	C	D	A	B
Electric Oven 電焗爐	De Dietrich	DOP799X	Y	Y	Y	Y	Y
Microwave Oven 微波爐	De Dietrich	DME715X	-	Y	Y	-	-
		DME788X	Y	-	-	Y	Y
Steam Oven 電蒸爐	De Dietrich	DOV738X	Y	-	-	Y	Y
Cooker Hood 抽油煙機	De Dietrich	DHD90XE1	-	Y	Y	-	-
		DHD120XE1	Y	-	-	Y	Y
Single Burner Gas Hob 單頭煮食氣爐	De Dietrich	DTG309XC1	Y	Y	Y	Y	Y
Double Burner Gas Hob 雙頭煮食氣爐	De Dietrich	DTG728X	Y	Y	Y	Y	Y
Induction Hob 電磁爐	De Dietrich	DTI701X	Y	-	-	Y	Y
Built-In Washer/Dryer 嵌入式洗衣乾衣機	De Dietrich	DLZ692JE1	Y	Y	Y	Y	Y
Built-In Dishwasher 嵌入式洗碗碟機	De Dietrich	DVY640XE1	Y	-	-	Y	Y
Built-in Refrigerator 嵌入式雙門雪櫃	De Dietrich	DRC830JE	-	Y	Y	-	-
Side by Side Refrigerator 對門雪櫃	De Dietrich	AC2224PEKBDT	Y	-	-	Y	Y
Wine Cooler 酒櫃	De Dietrich	DAV50X	Y	-	-	Y	Y
Coffee Machine 咖啡機	De Dietrich	DED700X	-	-	-	Y	-

Notes : "Y" means such appliance(s) is/are provided and/or installed in the residential unit.
備註 : "Y" 表示此設備於該住宅單位內提供及/或安裝。

The Vendor undertakes that if lifts or appliances of the specified brand name or model number are not installed in the Development, lifts or appliances of comparable quality will be installed.

賣方承諾如項目中沒有安裝指明的品牌名稱或產品形號的升降機或設備，便會安裝品質相若的升降機或設備。

Fittings, Finishes and Appliances

裝置、裝修物料及設備

Appliances Schedule
設備說明表

Appliance 設備	Brand Name 品牌名稱	Model Number 產品型號	Tower 10 第十座				
			60/F 六十樓			61/F 六十一樓	
			A	C	D	A	B
Split Type Air-conditioner Indoor Unit 分體式空調機室內機/ Split Type Air-conditioner Outdoor Unit 分體式空調機室外機	Panasonic 樂聲	CS-PC9EKH	-	Y	Y	-	-
		CU-PC9EKH	-	Y	Y	-	-
		CS-PC12EKH	-	Y	Y	-	-
		CU-PC12EKH	-	Y	Y	-	-
		CS-PC18DKH	-	-	-	Y	Y
		CU-PC18DKH	-	-	-	Y	Y
		CS-PC24DKH	Y	Y	Y	-	Y
		CU-PC24DKH	Y	Y	Y	-	Y
		CS-PC28DKH	-	-	-	Y	-
		CU-PC28DKH	-	-	-	Y	-
		CS-C9GKZW	-	Y	Y	Y	-
		CU-2C18GKH	-	Y	Y	Y	-
		CS-C12GKZW	Y	-	-	Y	-
		CU-2C24GKH	Y	-	-	Y	-
CS-C9GKZW	-	-	-	-	-		
CU-3C20GKH	-	-	-	-	-		
Split Type Air-conditioner Indoor Unit 分體式空調機室內機/ Split Type Air-conditioner Outdoor Unit 分體式空調機室外機	Panasonic 樂聲	CS-MG905KW, CS-MG1205KW, CS-MG1805KW	Y	-	-	-	Y
		CU-MG5405BW					
Ceiling Exhaust Fan 天花式抽氣扇	Panasonic 樂聲	FV-24CMH1	Y	Y	Y	Y	Y
Gas Water Heater 煤氣熱水爐	TGC	RJW160TFQL	-	-	-	-	-
		RJW220TFQL	Y	Y	Y	Y	Y
LED TV 電視機	Come Mon	TM102W	Y	Y	Y	Y	Y

Notes : "Y" means such appliance(s) is/are provided and/or installed in the residential unit.
備註 : "Y" 表示此設備於該住宅單位內提供及/或安裝。

The Vendor undertakes that if lifts or appliances of the specified brand name or model number are not installed in the Development, lifts or appliances of comparable quality will be installed.

賣方承諾如項目中沒有安裝指明的品牌名稱或產品形號的升降機或設備，便會安裝品質相若的升降機或設備。

Fittings, Finishes and Appliances

裝置、裝修物料及設備

Appliances Schedule
設備說明表

Appliance 設備	Brand Name 品牌名稱	Model Number 產品型號	Tower 11 第十一座								
			5/F - 12/F 五樓至十二樓					15/F & 16/F 十五樓及十六樓			
			A	B	C	D	E	A	D	E	
Electric Oven 電焗爐	De Dietrich	DOP799X	Y	Y	Y	Y	Y	Y	Y	Y	Y
Microwave Oven 微波爐	De Dietrich	DME715X	-	-	Y	Y	Y	-	Y	Y	
		DME788X	Y	Y	-	-	-	Y	-	-	
Steam Oven 電蒸爐	De Dietrich	DOV738X	-	-	-	-	-	-	-	-	
Cooker Hood 抽油煙機	De Dietrich	DHD90XE1	-	Y	Y	Y	Y	-	Y	Y	
		DHD120XE1	Y	-	-	-	-	Y	-	-	
Single Burner Gas Hob 單頭煮食氣爐	De Dietrich	DTG309XC1	Y	Y	Y	Y	Y	Y	Y	Y	
Double Burner Gas Hob 雙頭煮食氣爐	De Dietrich	DTG728X	Y	Y	Y	Y	Y	Y	Y	Y	
Induction Hob 電磁爐	De Dietrich	DTI701X	Y	-	-	-	-	Y	-	-	
Built-In Washer/Dryer 嵌入式洗衣乾衣機	De Dietrich	DLZ692JE1	Y	Y	Y	Y	Y	Y	Y	Y	
Built-In Dishwasher 嵌入式洗碗碟機	De Dietrich	DVY640XE1	-	-	-	-	-	-	-	-	
Built-in Refrigerator 嵌入式雙門雪櫃	De Dietrich	DRC830JE	Y	Y	Y	Y	Y	Y	Y	Y	
Side by Side Refrigerator 對門雪櫃	De Dietrich	AC2224PEKBDT	-	-	-	-	-	-	-	-	
Wine Cooler 酒櫃	De Dietrich	DAV50X	-	-	-	-	-	-	-	-	
Coffee Machine 咖啡機	De Dietrich	DED700X	-	-	-	-	-	-	-	-	

Notes : "Y" means such appliance(s) is/are provided and/or installed in the residential unit.
備註 : "Y" 表示此設備於該住宅單位內提供及/或安裝。

The Vendor undertakes that if lifts or appliances of the specified brand name or model number are not installed in the Development, lifts or appliances of comparable quality will be installed.

賣方承諾如項目中沒有安裝指明的品牌名稱或產品形號的升降機或設備，便會安裝品質相若的升降機或設備。

Fittings, Finishes and Appliances

裝置、裝修物料及設備

Appliances Schedule
設備說明表

Appliance 設備	Brand Name 品牌名稱	Model Number 產品型號	Tower 11 第十一座							
			5/F - 12/F 五樓至十二樓					15/F & 16/F 十五樓及十六樓		
			A	B	C	D	E	A	D	E
Split Type Air-conditioner Indoor Unit 分體式空調機室內機/ Split Type Air-conditioner Outdoor Unit 分體式空調機室外機	Panasonic 樂聲	CS-PC9EKH	-	Y	-	-	-	-	-	-
		CU-PC9EKH	-	Y	-	-	-	-	-	-
		CS-PC12EKH	Y	Y	-	-	-	Y	-	-
		CU-PC12EKH	Y	Y	-	-	-	Y	-	-
		CS-PC18DKH	-	-	-	-	-	-	-	-
		CU-PC18DKH	-	-	-	-	-	-	-	-
		CS-PC24DKH	Y	Y	Y	Y	Y	Y	Y	Y
		CU-PC24DKH	Y	Y	Y	Y	Y	Y	Y	Y
		CS-PC28DKH	-	-	-	-	-	-	-	-
		CU-PC28DKH	-	-	-	-	-	-	-	-
		CS-C9GKZW	Y	Y	-	-	-	Y	-	-
		CU-2C18GKH	Y	Y	-	-	-	Y	-	-
		CS-C12GKZW	-	-	Y	Y	Y	-	Y	Y
		CU-2C24GKH	-	-	Y	Y	Y	-	Y	Y
CS-C9GKZW	-	-	-	-	-	-	-	-		
CU-3C20GKH	-	-	-	-	-	-	-	-		
Split Type Air-conditioner Indoor Unit 分體式空調機室內機/ Split Type Air-conditioner Outdoor Unit 分體式空調機室外機	Panasonic 樂聲	CS-MG905KW, CS-MG1205KW, CS-MG1805KW	-	-	-	-	-	-	-	
		CU-MG5405BW	-	-	-	-	-	-	-	
Ceiling Exhaust Fan 天花式抽氣扇	Panasonic 樂聲	FV-24CMH1	Y	Y	Y	Y	Y	Y	Y	
Gas Water Heater 煤氣熱水爐	TGC	RJW160TFQL	-	-	Y	Y	Y	-	Y	Y
		RJW220TFQL	Y	Y	-	-	-	Y	-	-
LED TV 電視機	Come Mon	TM102W	Y	Y	Y	Y	Y	Y	Y	

Notes : "Y" means such appliance(s) is/are provided and/or installed in the residential unit.
備註 : "Y" 表示此設備於該住宅單位內提供及/或安裝。

The Vendor undertakes that if lifts or appliances of the specified brand name or model number are not installed in the Development, lifts or appliances of comparable quality will be installed.

賣方承諾如項目中沒有安裝指明的品牌名稱或產品形號的升降機或設備，便會安裝品質相若的升降機或設備。

Fittings, Finishes and Appliances

裝置、裝修物料及設備

Appliances Schedule
設備說明表

Appliance 設備	Brand Name 品牌名稱	Model Number 產品型號	Tower 11 第十一座										
			17/F - 23/F, 25/F, 27/F - 33/F, 35/F - 39/ F, 50/F - 52/F, & 55/F - 57/F 十七樓至二十三樓、二十五樓、 二十七樓至三十三樓、三十五樓 至三十九樓、五十樓至五十二樓 及五十五樓至五十七樓					60/F 六十樓			61/F 六十一樓		
			A	B	C	D	E	A	C	D	A	B	
Electric Oven 電焗爐	De Dietrich	DOP799X	Y	Y	Y	Y	Y	Y	Y	Y	Y	Y	Y
Microwave Oven 微波爐	De Dietrich	DME715X	-	-	Y	Y	Y	-	Y	Y	-	-	
		DME788X	Y	Y	-	-	-	Y	-	-	Y	Y	
Steam Oven 電蒸爐	De Dietrich	DOV738X	-	-	-	-	-	Y	-	-	Y	Y	
Cooker Hood 抽油煙機	De Dietrich	DHD90XE1	-	Y	Y	Y	Y	-	Y	Y	-	-	
		DHD120XE1	Y	-	-	-	-	Y	-	-	Y	Y	
Single Burner Gas Hob 單頭煮食氣爐	De Dietrich	DTG309XC1	Y	Y	Y	Y	Y	Y	Y	Y	Y	Y	
Double Burner Gas Hob 雙頭煮食氣爐	De Dietrich	DTG728X	Y	Y	Y	Y	Y	Y	Y	Y	Y	Y	
Induction Hob 電磁爐	De Dietrich	DTI701X	Y	-	-	-	-	Y	-	-	Y	Y	
Built-In Washer/Dryer 嵌入式洗衣乾衣機	De Dietrich	DLZ692JE1	Y	Y	Y	Y	Y	Y	Y	Y	Y	Y	
Built-In Dishwasher 嵌入式洗碗碟機	De Dietrich	DVY640XE1	-	-	-	-	-	Y	-	-	Y	Y	
Built-in Refrigerator 嵌入式雙門雪櫃	De Dietrich	DRC830JE	Y	Y	Y	Y	Y	-	Y	Y	-	-	
Side by Side Refrigerator 對門雪櫃	De Dietrich	AC2224PEKBDT	-	-	-	-	-	Y	-	-	Y	Y	
Wine Cooler 酒櫃	De Dietrich	DAV50X	-	-	-	-	-	Y	-	-	Y	Y	
Coffee Machine 咖啡機	De Dietrich	DED700X	-	-	-	-	-	-	-	-	Y	Y	

Notes : "Y" means such appliance(s) is/are provided and/or installed in the residential unit.
備註 : "Y" 表示此設備於該住宅單位內提供及/或安裝。

The Vendor undertakes that if lifts or appliances of the specified brand name or model number are not installed in the Development, lifts or appliances of comparable quality will be installed.

賣方承諾如項目中沒有安裝指明的品牌名稱或產品形號的升降機或設備，便會安裝品質相若的升降機或設備。

Fittings, Finishes and Appliances

裝置、裝修物料及設備

Appliances Schedule
設備說明表

Appliance 設備	Brand Name 品牌名稱	Model Number 產品型號	Tower 11 第十一座										
			17/F - 23/F, 25/F, 27/F - 33/F, 35/F - 39/F, 50/F - 52/F, & 55/F - 57/F 十七樓至二十三樓、二十五樓、 二十七樓至三十三樓、三十五樓 至三十九樓、五十樓至五十二樓 及五十五樓至五十七樓					60/F 六十樓			61/F 六十一樓		
			A	B	C	D	E	A	C	D	A	B	
Split Type Air-conditioner Indoor Unit 分體式空調機室內機/ Split Type Air-conditioner Outdoor Unit 分體式空調機室外機	Panasonic 樂聲	CS-PC9EKH	-	Y	-	-	-	-	-	-	-	-	-
		CU-PC9EKH	-	Y	-	-	-	-	-	-	-	-	-
		CS-PC12EKH	Y	Y	-	-	-	-	-	-	-	-	Y
		CU-PC12EKH	Y	Y	-	-	-	-	-	-	-	-	Y
		CS-PC18DKH	-	-	-	-	-	Y	-	-	Y	-	-
		CU-PC18DKH	-	-	-	-	-	Y	-	-	Y	-	-
		CS-PC24DKH	Y	Y	Y	Y	Y	-	Y	Y	Y	-	-
		CU-PC24DKH	Y	Y	Y	Y	Y	-	Y	Y	Y	-	-
		CS-PC28DKH	-	-	-	-	-	-	-	-	-	-	Y
		CU-PC28DKH	-	-	-	-	-	-	-	-	-	-	Y
		CS-C9GKZW	Y	Y	-	-	-	Y	-	-	Y	Y	Y
		CU-2C18GKH	Y	Y	-	-	-	Y	-	-	Y	Y	Y
		CS-C12GKZW	-	-	Y	Y	Y	Y	Y	Y	Y	Y	Y
		CU-2C24GKH	-	-	Y	Y	Y	Y	Y	Y	Y	Y	Y
CS-C9GKZW	-	-	-	-	-	-	-	-	-	-	-		
CU-3C20GKH	-	-	-	-	-	-	-	-	-	-	-		
Split Type Air-conditioner Indoor Unit 分體式空調機室內機/ Split Type Air-conditioner Outdoor Unit 分體式空調機室外機	Panasonic 樂聲	CS-MG905KW, CS-MG1205KW, CS-MG1805KW CU-MG5405BW	-	-	-	-	-	Y	-	-	-	-	
Ceiling Exhaust Fan 天花式抽氣扇	Panasonic 樂聲	FV-24CMH1	Y	Y	Y	Y	Y	Y	Y	Y	Y	Y	
Gas Water Heater 煤氣熱水爐	TGC	RJW160TFQL	-	-	Y	Y	Y	-	Y	Y	-	-	
		RJW220TFQL	Y	Y	-	-	-	Y	-	-	Y	Y	
LED TV 電視機	Come Mon	TM102W	Y	Y	Y	Y	Y	Y	Y	Y	Y	Y	

Notes : "Y" means such appliance(s) is/are provided and/or installed in the residential unit.
備註 : "Y" 表示此設備於該住宅單位內提供及/或安裝。

The Vendor undertakes that if lifts or appliances of the specified brand name or model number are not installed in the Development, lifts or appliances of comparable quality will be installed.

賣方承諾如項目中沒有安裝指明的品牌名稱或產品形號的升降機或設備，便會安裝品質相若的升降機或設備。

Fittings, Finishes and Appliances

裝置、裝修物料及設備

Schedule of Mechanical & Electrical Provisions of Residential Units
住宅單位機電裝置數量說明表

Location 位置	Description 描述	Tower 1 第一座									
		5/F - 56/F except 55B & 56B 5樓至56樓除55B & 56B					55/F 55樓	56/F 56樓	57/F 57樓		
		A	B	C	D	E	B	B	A	C	
Entrance 大門入口	Door Bell Push Button 門鈴按鈕	1	1	1	1	1	1	1	1	1	
Living Room, Dining Room, Corridor to bedrooms 客廳、飯廳、 往睡房之走廊	Switch for Indoor A/C Unit 室內冷氣機接線位	2	1	1	1	1	1	3	2	2	
	13A Twin Socket Outlet 13安倍雙位電插座	3	3	3	3	3	3	4	3	4	
	13A Single Socket Outlet 13安倍單位電插座	1	1	1	1	1	1	2	2	2	
	TV/FM Outlet 電視及電台插座	2	2	2	2	2	2	2	2	2	
	Telephone Outlet 電話插座	2	2	2	2	2	2	2	2	2	
	Switch for Exhaust Fan 抽氣扇開關掣	2	2	2	2	2	2	2	2	2	
	Lighting Switch 燈掣	5	4	4	4	4	4	5	6	6	
	Lighting Power Point 燈電插頭位	3	3	2	2	2	3	4	4	3	
Passage Space to bedrooms, Corridor to bedrooms at Upper Floor 上層往睡房之通道、 往睡房之走廊	Switch for Indoor A/C Unit 室內冷氣機接線位	-	-	-	-	-	-	-	-	-	
	Video Door Phone 視像對講機	-	-	-	-	-	-	-	-	-	
	Switch for Exhaust Fan 抽氣扇開關掣	-	-	-	-	-	-	1	-	-	
	Lighting Switch 燈掣	-	-	-	-	-	-	3	-	-	
	Lighting Power Point 燈電插頭位	-	-	-	-	-	-	2	-	-	
Master Bedroom 主人睡房	Switch for Indoor A/C Unit 室內冷氣機接線位	1	1	1	1	1	1	2	1	2	
	13A Single Socket Outlet 13安倍單位電插座	1	1	1	1	1	1	1	1	1	
	13A Twin Socket Outlet 13安倍雙位電插座	1	1	1	1	1	1	1	1	1	
	TV/FM Outlet 電視及電台插座	1	1	1	1	1	1	1	1	1	
	Telephone Outlet 電話插座	1	1	1	1	1	1	1	1	1	
	Switch for Exhaust Fan 抽氣扇開關掣	1	1	-	-	-	1	1	1	1	
	D.P. switch for Jacuzzi 按摩缸開關掣	1	-	-	-	-	-	1	1	-	
	Lighting Switch 燈掣	2	1	1	1	1	1	2	2	2	
	Lighting Power Point 燈電插頭位	1	1	1	1	1	1	2	1	2	
Bathroom within Master Bedroom 主人房浴室	13A Single Socket Outlet 13安倍單位電插座	2	2	-	-	-	2	2	2	2	
	Town Gas Water Heater Remote Control 煤氣熱水爐溫度控制	1	1	-	-	-	1	1	1	1	
	Town Gas Water Heater 煤氣熱水爐	-	-	-	-	-	-	-	-	-	
	TV/FM Outlet 電視及電台插座	1	1	-	-	-	1	1	1	1	
	Ceiling Light Trough 天花燈槽	1	1	-	-	-	1	1	1	1	
	Mirror Cabinet Light 鏡櫃燈	1	1	-	-	-	1	1	1	1	
	Recessed Ceiling Down Lighting 暗藏天花燈	2	1	-	-	-	1	1	2	2	
Bedroom 1 睡房 1	Switch for Indoor A/C Unit 室內冷氣機接線位	1	1	1	1	1	1	1	1	1	
	13A Single Socket Outlet 13安倍單位電插座	2	2	2	2	2	2	2	2	2	
	TV/FM Outlet 電視及電台插座	1	1	1	1	1	1	1	1	1	
	Telephone Outlet 電話插座	1	1	1	1	1	1	1	1	1	
	Switch for Exhaust Fan 抽氣扇開關掣	-	-	-	-	-	-	-	-	-	
	Lighting Switch 燈掣	1	1	1	1	1	1	2	1	1	
	Lighting Power Point 燈電插頭位	1	1	1	1	1	1	1	1	1	
Bathroom within Bedroom 1 睡房 1 浴室	13A Single Socket Outlet 13安倍單位電插座	-	-	-	-	-	-	1	-	-	
	Town Gas Water Heater Remote Control 煤氣熱水爐溫度控制	-	-	-	-	-	-	1	-	-	
	Town Gas Water Heater 煤氣熱水爐	-	-	-	-	-	-	-	-	-	
	Ceiling Light Trough 天花燈槽	-	-	-	-	-	-	1	-	-	
	Mirror Cabinet Light 鏡櫃燈	-	-	-	-	-	-	1	-	-	
	Recessed Ceiling Down Lighting 暗藏天花燈	-	-	-	-	-	-	2	-	-	

Fittings, Finishes and Appliances

裝置、裝修物料及設備

Schedule of Mechanical & Electrical Provisions of Residential Units
住宅單位機電裝置數量說明表

Location 位置	Description 描述	Tower 1 第一座									
		5/F - 56/F except 55B & 56B 5樓至56樓除55B & 56B					55/F 55樓	56/F 56樓	57/F 57樓		
		A	B	C	D	E	B	B	A	C	
Bedroom 2 睡房 2	Switch for Indoor A/C Unit 室內冷氣機接線位	1	1	-	-	-	1	1	1	1	
	13A Single Socket Outlet 13安倍單位電插座	2	2	-	-	-	2	2	2	2	
	TV/FM Outlet 電視及電台插座	1	1	-	-	-	1	1	1	1	
	Telephone Outlet 電話插座	1	1	-	-	-	1	1	1	1	
	Switch for Exhaust Fan 抽氣扇開關掣	-	-	-	-	-	-	-	-	-	
	Lighting Switch 燈掣	1	1	-	-	-	1	1	1	1	
	Lighting Power Point 燈電插頭位	1	1	-	-	-	1	1	1	1	
Bathroom within Bedroom 2 睡房 2 浴室	13A Single Socket Outlet 13安倍單位電插座	-	-	-	-	-	-	-	-	-	
	Town Gas Water Heater Remote Control 煤氣熱水爐溫度控制	-	-	-	-	-	-	-	-	-	
	Town Gas Water Heater 煤氣熱水爐	-	-	-	-	-	-	-	-	-	
	Ceiling Light Trough 天花燈槽	-	-	-	-	-	-	-	-	-	
	Mirror Cabinet Light 鏡櫃燈	-	-	-	-	-	-	-	-	-	
	Recessed Ceiling Down Lighting 暗藏天花燈	-	-	-	-	-	-	-	-	-	
Bedroom 3 睡房 3	Switch for Indoor A/C Unit 室內冷氣機接線位	1	-	-	-	-	-	1	1	1	
	13A Single Socket Outlet 13安倍單位電插座	2	-	-	-	-	-	2	2	2	
	TV/FM Outlet 電視及電台插座	1	-	-	-	-	-	1	1	1	
	Telephone Outlet 電話插座	1	-	-	-	-	-	1	1	1	
	Switch for Exhaust Fan 抽氣扇開關掣	-	-	-	-	-	-	-	-	-	
	Lighting Switch 燈掣	1	-	-	-	-	-	1	1	1	
	Lighting Power Point 燈電插頭位	1	-	-	-	-	-	1	1	1	
Bathroom within Bedroom 3 睡房 3 浴室	13A Single Socket Outlet 13安倍單位電插座	-	-	-	-	-	-	-	-	-	
	Town Gas Water Heater Remote Control 煤氣熱水爐溫度控制	-	-	-	-	-	-	-	-	-	
	Town Gas Water Heater 煤氣熱水爐	-	-	-	-	-	-	-	-	-	
	Ceiling Light Trough 天花燈槽	-	-	-	-	-	-	-	-	-	
	Mirror Cabinet Light 鏡櫃燈	-	-	-	-	-	-	-	-	-	
	Recessed Ceiling Down Lighting 暗藏天花燈	-	-	-	-	-	-	-	-	-	
Bedroom 4 睡房 4	Switch for Indoor A/C Unit 室內冷氣機接線位	-	-	-	-	-	-	-	-	-	
	13A Single Socket Outlet 13安倍單位電插座	-	-	-	-	-	-	-	-	-	
	TV/FM Outlet 電視及電台插座	-	-	-	-	-	-	-	-	-	
	Telephone Outlet 電話插座	-	-	-	-	-	-	-	-	-	
	Switch for Exhaust Fan 抽氣扇開關掣	-	-	-	-	-	-	-	-	-	
	Lighting Switch 燈掣	-	-	-	-	-	-	-	-	-	
	Lighting Power Point 燈電插頭位	-	-	-	-	-	-	-	-	-	
Bathroom within Bedroom 4 睡房 4 浴室	13A Single Socket Outlet 13安倍單位電插座	-	-	-	-	-	-	-	-	-	
	Town Gas Water Heater Remote Control 煤氣熱水爐溫度控制	-	-	-	-	-	-	-	-	-	
	Town Gas Water Heater 煤氣熱水爐	-	-	-	-	-	-	-	-	-	
	Ceiling Light Trough 天花燈槽	-	-	-	-	-	-	-	-	-	
	Mirror Cabinet Light 鏡櫃燈	-	-	-	-	-	-	-	-	-	
	Recessed Ceiling Down Lighting 暗藏天花燈	-	-	-	-	-	-	-	-	-	

Remarks:

- "1, 2,"denotes the quantity of such provision(s) provided in the residential unit.
- The quantity of the lighting switch shown in the schedule denotes the quantity of switch faceplate.
- 13/F, 14/F, 24/F, 34/F, 40/F - 49/F, 53/F and 54/F are omitted.

附註:

- "1, 2,"表示提供於該住宅單位內的裝置數量。
- 說明表所顯示的燈掣數量是表示燈掣面板的數量。
- 不設 13樓、14樓、24樓、34樓、40樓 - 49樓、53樓及54樓。

Fittings, Finishes and Appliances

裝置、裝修物料及設備

Schedule of Mechanical & Electrical Provisions of Residential Units
住宅單位機電裝置數量說明表

Location 位置	Description 描述	Tower 1 第一座								
		5/F - 56/F except 55B & 56B 5樓至56樓除55B & 56B					55/F 55樓	56/F 56樓	57/F 57樓	
		A	B	C	D	E	B	B	A	C
Bathroom 浴室	13A Single Socket Outlet 13安培單位電插座	-	-	2	2	2	-	1	1	1
	Town Gas Water Heater Remote Control 煤氣熱水爐溫度控制	1	1	1	1	1	1	1	1	1
	TV/FM Outlet 電視及電台插座	-	-	1	1	1	-	-	-	-
	Town Gas Water Heater 煤氣熱水爐	-	-	-	-	-	-	-	-	2
	Ceiling Light Trough 天花燈槽	1	1	1	1	1	1	1	1	1
	Mirror Cabinet Light 鏡櫃燈	1	1	1	1	1	1	1	1	1
	Recessed Ceiling Down Lighting 暗藏天花燈	1	1	1	1	1	1	1	1	1
Water Closet 洗手間	Mirror Cabinet Light 鏡櫃燈	-	-	-	-	-	-	1	-	-
	Town Gas Water Heater 煤氣熱水爐	-	-	-	-	-	-	-	-	-
Kitchen 廚房	13A Single Socket Outlet 13安培單位電插座	3	3	3	3	3	3	7	3	6
	13A Twin Socket Outlet 13安培雙位電插座	2	2	2	2	2	2	2	2	2
	Switch for Indoor A/C Unit 室內冷氣機接線位	1	-	-	-	-	-	1	1	1
	Double Pole Switch 雙極開關	2	1	1	1	1	1	2	2	2
	Fused Spur Unit 接線位	6	6	6	6	6	6	6	6	6
	TV/FM Outlet 電視及電台插座	1	1	1	1	1	1	1	1	1
	Washing Machine Connection Point (Water Inlet) 洗衣機接駁點(來水位)	1	1	1	1	1	1	1	1	1
	Washing Machine Connection Point (Water Outlet) 洗衣機接駁點(去水位)	1	1	1	1	1	1	1	1	1
	Recessed Ceiling Down Lighting 暗藏天花燈	3	3	3	3	3	3	4	3	3
	Door Bell 門鈴	1	1	1	1	1	1	1	1	1
	Miniature Circuit Breakers Board 總電掣箱	-	1	1	1	1	-	-	-	-
Store 儲物房	Lighting Power Point 燈電插頭位	1	-	-	-	-	2	1	2	1
	Switch for Indoor A/C Unit 室內冷氣機接線位	1	-	-	-	-	-	1	1	1
	13A Single Socket Outlet 13安培單位電插座	1	-	-	-	-	2	1	1	1
	Lighting Switch 燈掣	1	-	-	-	-	2	1	1	1
	Switch for Exhaust Fan 抽氣扇開關掣	1	-	-	-	-	1	1	1	1
	Miniature Circuit Breakers Board 總電掣箱	1	-	-	-	-	1	1	1	1
Water Closet within Store 儲物房內的洗手間	Town Gas Water Heater 煤氣熱水爐	-	-	-	-	-	-	-	-	1
	Recessed Ceiling Down Lighting 暗藏天花燈	1	-	-	-	-	-	1	1	-
Internal Staircase 內置樓梯	Lighting Switch 燈掣	-	-	-	-	-	-	2	1	2
	Lighting Power Point 燈電插頭位	-	-	-	-	-	-	3	2	3
Store under Staircase 樓梯下儲物房	Lighting Switch 燈掣	-	-	-	-	-	-	-	1	-
	Lighting Power Point 燈電插頭位	-	-	-	-	-	-	-	1	-
Balcony / Utility Platform 露台 / 工作平台	Balcony Light 露台燈	1	1	1	1	1	1	1	1	1
Roof Terrace 平台	Wall Mount Light Point 牆身燈位	-	-	-	-	-	-	2	-	2
	13A Single Socket Outlet 13安培單位電插座	-	-	-	-	-	-	1	-	1
A/C Plant Room 空調機房	Lighting Power Point 燈電插頭位	1	1	1	1	1	1	1	1	-
	Isolator for Outdoor Air Conditioner 室外空調機開關掣	5	3	2	2	2	3	5	5	-
	Town Gas Water Heater 煤氣熱水爐	1	1	1	1	1	1	2	1	1
Upper Roof A/C Plant Room 上層天台空調機房	Isolator for Outdoor Air Conditioner 室外空調機開關掣	-	-	-	-	-	-	3	1	4
Flat Roof 平台	Wall Mount Light Point 牆身燈位	-	-	-	-	-	-	4	4	4
	Water point 來水位	-	-	-	-	-	-	1	1	1
	30A TP isolator 30A 三相開關掣	-	-	-	-	-	-	1	1	1
	20A DP isolator 20A 單相開關掣	-	-	-	-	-	-	1	1	1
	13A Single Socket Outlet 13安培單位電插座	-	-	-	-	-	-	1	1	1

Fittings, Finishes and Appliances

裝置、裝修物料及設備

Schedule of Mechanical & Electrical Provisions of Residential Units
住宅單位機電裝置數量說明表

Location 位置	Description 描述	Tower 2 第二座									
		5/F - 55/F 5樓至55樓				56/F 56樓			57/F 57樓		
		A	B	C	D	A	C	B	A	B	
Entrance 大門入口	Door Bell Push Button 門鈴按鈕	1	1	1	1	1	1	1	1	1	
Living Room, Dining Room, Corridor to bedrooms 客廳、飯廳、 往睡房之走廊	Switch for Indoor A/C Unit 室內冷氣機接線位	2	2	1	1	3	1	1	3	2	
	13A Twin Socket Outlet 13安倍雙位電插座	3	3	3	3	4	3	3	4	4	
	13A Single Socket Outlet 13安倍單位電插座	1	1	1	1	1	1	1	1	1	
	TV/FM Outlet 電視及電台插座	2	2	2	2	2	2	2	2	2	
	Telephone Outlet 電話插座	2	2	2	2	2	2	2	2	2	
	Switch for Exhaust Fan 抽氣扇開關掣	2	2	2	2	2	2	2	2	2	
	Lighting Switch 燈掣	4	4	4	4	5	4	4	5	6	
	Lighting Power Point 燈電插頭位	3	3	3	2	4	3	2	4	3	
	Video Door Phone 視像對講機	1	1	1	1	1	1	1	1	1	
Passage Space to bedrooms, Corridor to bedrooms at Upper Floor 上層往睡房之通道、 往睡房之走廊	Switch for Indoor A/C Unit 室內冷氣機接線位	-	-	-	-	-	-	-	-	-	
	Video Door Phone 視像對講機	-	-	-	-	-	-	-	-	-	
	Switch for Exhaust Fan 抽氣扇開關掣	-	-	-	-	-	-	-	-	-	
	Lighting Switch 燈掣	-	-	-	-	-	-	-	-	-	
	Lighting Power Point 燈電插頭位	-	-	-	-	-	-	-	-	-	
Master Bedroom 主人睡房	Switch for Indoor A/C Unit 室內冷氣機接線位	1	1	1	1	2	1	1	2	2	
	13A Single Socket Outlet 13安倍單位電插座	1	1	1	1	1	1	1	1	1	
	13A Twin Socket Outlet 13安倍雙位電插座	1	1	1	1	1	1	1	1	1	
	TV/FM Outlet 電視及電台插座	1	1	1	1	1	1	1	1	1	
	Telephone Outlet 電話插座	1	1	1	1	1	1	1	1	1	
	Switch for Exhaust Fan 抽氣扇開關掣	1	1	1	1	1	1	1	1	1	
	D.P. switch for Jacuzzi 按摩缸開關掣	-	-	-	-	1	-	-	1	-	
	Lighting Switch 燈掣	2	2	1	1	2	1	1	2	2	
	Lighting Power Point 燈電插頭位	1	1	1	1	2	1	1	2	1	
Bathroom within Master Bedroom 主人房浴室	13A Single Socket Outlet 13安倍單位電插座	2	2	2	-	2	2	-	2	2	
	Town Gas Water Heater Remote Control 煤氣熱水爐溫度控制	1	1	1	-	1	1	-	1	1	
	Town Gas Water Heater 煤氣熱水爐	-	-	-	-	-	-	-	-	-	
	TV/FM Outlet 電視及電台插座	1	1	1	-	1	1	-	1	1	
	Ceiling Light Trough 天花燈槽	1	1	1	-	1	1	-	1	1	
	Mirror Cabinet Light 鏡櫃燈	1	1	1	-	1	1	-	1	1	
	Recessed Ceiling Down Lighting 暗藏天花燈	2	2	1	-	2	1	-	2	1	
Bedroom 1 睡房 1	Switch for Indoor A/C Unit 室內冷氣機接線位	1	1	1	1	1	1	1	1	1	
	13A Single Socket Outlet 13安倍單位電插座	2	2	2	2	2	2	2	2	2	
	TV/FM Outlet 電視及電台插座	1	1	1	1	1	1	1	1	1	
	Telephone Outlet 電話插座	1	1	1	1	1	1	1	1	1	
	Switch for Exhaust Fan 抽氣扇開關掣	-	-	-	-	1	-	-	1	1	
	Lighting Switch 燈掣	1	1	1	1	2	1	1	2	2	
	Lighting Power Point 燈電插頭位	1	1	1	1	1	1	1	1	1	
Bathroom within Bedroom 1 睡房 1 浴室	13A Single Socket Outlet 13安倍單位電插座	-	-	-	-	1	-	-	1	1	
	Town Gas Water Heater Remote Control 煤氣熱水爐溫度控制	-	-	-	-	1	-	-	1	1	
	Town Gas Water Heater 煤氣熱水爐	-	-	-	-	-	-	-	-	-	
	Ceiling Light Trough 天花燈槽	-	-	-	-	1	-	-	1	1	
	Mirror Cabinet Light 鏡櫃燈	-	-	-	-	1	-	-	1	1	
	Recessed Ceiling Down Lighting 暗藏天花燈	-	-	-	-	1	-	-	1	1	

Fittings, Finishes and Appliances

裝置、裝修物料及設備

Schedule of Mechanical & Electrical Provisions of Residential Units
住宅單位機電裝置數量說明表

Location 位置	Description 描述	Tower 2 第二座									
		5/F - 55/F 5樓至55樓				56/F 56樓			57/F 57樓		
		A	B	C	D	A	C	B	A	B	
Bedroom 2 睡房 2	Switch for Indoor A/C Unit 室內冷氣機接線位	1	1	1	-	1	1	-	1	1	
	13A Single Socket Outlet 13安培單位電插座	2	2	2	-	2	2	-	2	2	
	TV/FM Outlet 電視及電台插座	1	1	1	-	1	1	-	1	1	
	Telephone Outlet 電話插座	1	1	1	-	1	1	-	1	1	
	Switch for Exhaust Fan 抽氣扇開關掣	-	-	-	-	-	-	-	-	-	
	Lighting Switch 燈掣	1	1	1	-	1	1	-	1	1	
	Lighting Power Point 燈電插頭位	1	1	1	-	1	1	-	1	1	
Bathroom within Bedroom 2 睡房 2 浴室	13A Single Socket Outlet 13安培單位電插座	-	-	-	-	-	-	-	-	-	
	Town Gas Water Heater Remote Control 煤氣熱水爐溫度控制	-	-	-	-	-	-	-	-	-	
	Town Gas Water Heater 煤氣熱水爐	-	-	-	-	-	-	-	-	-	
	Ceiling Light Trough 天花燈槽	-	-	-	-	-	-	-	-	-	
	Mirror Cabinet Light 鏡櫃燈	-	-	-	-	-	-	-	-	-	
	Recessed Ceiling Down Lighting 暗藏天花燈	-	-	-	-	-	-	-	-	-	
Bedroom 3 睡房 3	Switch for Indoor A/C Unit 室內冷氣機接線位	-	-	-	-	1	-	-	1	1	
	13A Single Socket Outlet 單位電插座	-	-	-	-	2	-	-	2	2	
	TV/FM Outlet 電視及電台插座	-	-	-	-	1	-	-	1	1	
	Telephone Outlet 電話插座	-	-	-	-	1	-	-	1	1	
	Switch for Exhaust Fan 抽氣扇開關掣	-	-	-	-	-	-	-	-	-	
	Lighting Switch 燈掣	-	-	-	-	1	-	-	1	1	
	Lighting Power Point 燈電插頭位	-	-	-	-	1	-	-	1	1	
Bathroom within Bedroom 3 睡房 3 浴室	13A Single Socket Outlet 13安培單位電插座	-	-	-	-	-	-	-	-	-	
	Town Gas Water Heater Remote Control 煤氣熱水爐溫度控制	-	-	-	-	-	-	-	-	-	
	Town Gas Water Heater 煤氣熱水爐	-	-	-	-	-	-	-	-	-	
	Ceiling Light Trough 天花燈槽	-	-	-	-	-	-	-	-	-	
	Mirror Cabinet Light 鏡櫃燈	-	-	-	-	-	-	-	-	-	
	Recessed Ceiling Down Lighting 暗藏天花燈	-	-	-	-	-	-	-	-	-	
Bedroom 4 睡房 4	Switch for Indoor A/C Unit 室內冷氣機接線位	-	-	-	-	-	-	-	-	-	
	13A Single Socket Outlet 13安培單位電插座	-	-	-	-	-	-	-	-	-	
	TV/FM Outlet 電視及電台插座	-	-	-	-	-	-	-	-	-	
	Telephone Outlet 電話插座	-	-	-	-	-	-	-	-	-	
	Switch for Exhaust Fan 抽氣扇開關掣	-	-	-	-	-	-	-	-	-	
	Lighting Switch 燈掣	-	-	-	-	-	-	-	-	-	
	Lighting Power Point 燈電插頭位	-	-	-	-	-	-	-	-	-	
Bathroom within Bedroom 4 睡房 4 浴室	13A Single Socket Outlet 13安培單位電插座	-	-	-	-	-	-	-	-	-	
	Town Gas Water Heater Remote Control 煤氣熱水爐溫度控制	-	-	-	-	-	-	-	-	-	
	Town Gas Water Heater 煤氣熱水爐	-	-	-	-	-	-	-	-	-	
	Ceiling Light Trough 天花燈槽	-	-	-	-	-	-	-	-	-	
	Mirror Cabinet Light 鏡櫃燈	-	-	-	-	-	-	-	-	-	
	Recessed Ceiling Down Lighting 暗藏天花燈	-	-	-	-	-	-	-	-	-	
Bathroom 浴室	13A Single Socket Outlet 13安培單位電插座	-	-	-	2	1	-	2	1	1	
	Town Gas Water Heater Remote Control 煤氣熱水爐溫度控制	1	1	1	1	1	1	1	1	1	
	TV/FM Outlet 電視及電台插座	-	-	-	1	-	-	1	-	-	
	Town Gas Water Heater 煤氣熱水爐	-	-	-	-	-	-	-	-	-	
	Ceiling Light Trough 天花燈槽	1	1	1	1	1	1	1	1	1	
	Mirror Cabinet Light 鏡櫃燈	1	1	1	1	1	1	1	1	1	
	Recessed Ceiling Down Lighting 暗藏天花燈	1	1	1	1	1	1	1	1	1	
Water Closet 洗手間	Mirror Cabinet Light 鏡櫃燈	-	-	-	-	-	-	-	-	-	
	Town Gas Water Heater 煤氣熱水爐	-	-	-	-	-	-	-	-	-	

Fittings, Finishes and Appliances

裝置、裝修物料及設備

Schedule of Mechanical & Electrical Provisions of Residential Units
住宅單位機電裝置數量說明表

Location 位置	Description 描述	Tower 2 第二座									
		5/F - 55/F 5 樓至 55 樓				56/F 56 樓			57/F 57 樓		
		A	B	C	D	A	C	B	A	B	
Kitchen 廚房	13A Single Socket Outlet 13安倍單位電插座	3	3	3	3	6	3	3	7	6	
	13A Twin Socket Outlet 13安倍雙位電插座	2	2	2	2	2	2	2	2	2	
	Switch for Indoor A/C Unit 室內冷氣機接線位	-	-	-	-	1	-	-	1	1	
	Double Pole Switch 雙極開關	1	2	1	1	2	1	1	2	2	
	Fused Spur Unit 接線位	6	6	6	6	6	6	6	6	6	
	TV/FM Outlet 電視及電台插座	1	1	1	1	1	1	1	1	1	
	Washing Machine Connection Point (Water Inlet) 洗衣機接駁點(來水位)	1	1	1	1	1	1	1	1	1	
	Washing Machine Connection Point (Water Outlet) 洗衣機接駁點(去水位)	1	1	1	1	1	1	1	1	1	
	Recessed Ceiling Down Lighting 暗藏天花燈	3	3	3	3	3	3	3	3	3	
	Door Bell 門鈴	1	1	1	1	1	1	1	1	1	
Miniature Circuit Breakers Board 總電掣箱	-	-	1	1	-	1	1	-	-		
Store 儲物房	Lighting Power Point 燈電插頭位	1	2	-	-	1	-	-	1	1	
	Switch for Indoor A/C Unit 室內冷氣機接線位	1	2	-	-	1	-	-	1	1	
	13A Single Socket Outlet 13安倍單位電插座	1	2	-	-	1	-	-	1	1	
	Lighting Switch 燈掣	1	2	-	-	1	-	-	1	1	
	Switch for Exhaust Fan 抽氣扇開關掣	1	2	-	-	1	-	-	1	1	
	Miniature Circuit Breakers Board 總電掣箱	1	2	-	-	1	-	-	1	1	
Water Closet within Store 儲物房內的洗手間	Town Gas Water Heater 煤氣熱水爐	-	-	-	-	-	-	-	-	-	
	Recessed Ceiling Down Lighting 暗藏天花燈	1	1	-	-	1	-	-	1	1	
Internal Staircase 內置樓梯	Lighting Switch 燈掣	-	-	-	-	-	-	-	2	2	
	Lighting Power Point 燈電插頭位	-	-	-	-	-	-	-	2	2	
Store under Staircase 樓梯下儲物房	Lighting Switch 燈掣	-	-	-	-	-	-	-	-	-	
	Lighting Power Point 燈電插頭位	-	-	-	-	-	-	-	-	-	
Balcony, Utility Platform 露台、工作平台	Balcony Light 露台燈	1	1	1	1	2	1	1	1	1	
Roof Terrace 平台	Wall Mount Light Point 牆身燈位	-	-	-	-	-	-	-	4	1	
	13A Single Socket Outlet 13安倍單位電插座	-	-	-	-	-	-	-	1	-	
A/C Plant Room 空調機房	Lighting Power Point 燈電插頭位	1	1	1	1	1	1	1	1	1	
	Isolator for Outdoor Air Conditioner 室外空調機開關掣	5							5	4	
	Town Gas Water Heater 煤氣熱水爐	2	2	1	1	2	1	1	2	2	
Upper Roof A/C Plant Room 上層天台空調機房	Isolator for Outdoor Air Conditioner 室外空調機開關掣	-	-	-	-	-	-	-	-	-	
Flat Roof 平台	Wall Mount Light Point 牆身燈位	-	-	-	-	-	-	-	4	4	
	Water point 來水位	-	-	-	-	-	-	-	1	1	
	30A TP isolator 30A 三相開關掣	-	-	-	-	-	-	-	1	1	
	20A DP isolator 20A 單相開關掣	-	-	-	-	-	-	-	1	1	
	13A Single Socket Outlet 13安倍單位電插座	-	-	-	-	-	-	-	1	1	

Remarks:

- "1, 2,"denotes the quantity of such provision(s) provided in the residential unit.
- The quantity of the lighting switch shown in the schedule denotes the quantity of switch faceplate.
- 13/F, 14/F, 24/F, 34/F, 40/F - 49/F, 53/F and 54/F are omitted.

附註:

- "1, 2,"表示提供於該住宅單位內的裝置數量。
- 說明表所顯示的燈掣數量是表示燈掣面板的數量。
- 不設 13樓、14樓、24樓、34樓、40樓 - 49樓、53樓及54樓。

Fittings, Finishes and Appliances

裝置、裝修物料及設備

Schedule of Mechanical & Electrical Provisions of Residential Units
住宅單位機電裝置數量說明表

Location 位置	Description 描述	Tower 3 第三座						Tower 5 第五座					
		5/F - 57/F 5樓至57樓				60/F 60樓		5/F - 57/F 5樓至57樓				60/F 60樓	
		A	B	C	D	A	B	A	B	C	D	A	B
Entrance 大門入口	Door Bell Push Button 門鈴按鈕	1	1	1	1	1	1	1	1	1	1	1	1
Living Room, Dining Room, Corridor to bedrooms 客廳、飯廳、 往睡房之走廊	Switch for Indoor A/C Unit 室內冷氣機接線位	1	1	1	1	3	2	1	1	1	1	3	2
	13A Twin Socket Outlet 13安倍雙位電插座	3	3	3	3	4	4	3	3	3	3	4	4
	13A Single Socket Outlet 13安倍單位電插座	1	1	1	1	1	2	1	1	1	1	1	2
	TV/FM Outlet 電視及電台插座	2	2	2	2	2	2	2	2	2	2	2	2
	Telephone Outlet 電話插座	2	2	2	2	2	2	2	2	2	2	2	2
	Switch for Exhaust Fan 抽氣扇開關掣	2	2	2	2	2	2	2	2	2	2	2	2
	Lighting Switch 燈掣	5	5	4	4	5	7	5	5	4	4	5	7
	Lighting Power Point 燈電插頭位	3	3	3	2	4	3	3	3	2	3	4	3
Video Door Phone 視像對講機	1	1	1	1	1	1	1	1	1	1	1	1	
Master Bedroom 主人睡房	Switch for Indoor A/C Unit 室內冷氣機接線位	1	1	1	1	2	2	1	1	1	1	2	2
	13A Single Socket Outlet 13安倍單位電插座	1	1	1	1	1	1	1	1	1	1	1	1
	13A Twin Socket Outlet 13安倍雙位電插座	1	1	1	1	1	1	1	1	1	1	1	1
	TV/FM Outlet 電視及電台插座	1	1	1	1	1	1	1	1	1	1	1	1
	Telephone Outlet 電話插座	1	1	1	1	1	1	1	1	1	1	1	1
	Switch for Exhaust Fan 抽氣扇開關掣	1	1	1	-	1	1	1	1	1	-	1	1
	D.P. switch for Jacuzzi 按摩缸開關掣	-	-	-	-	1	-	-	-	-	-	1	-
	Lighting Switch 燈掣	2	2	1	1	2	2	2	2	1	1	2	2
Lighting Power Point 燈電插頭位	1	1	1	1	1	1	1	1	1	1	1	1	
Bathroom within Master Bedroom 主人房浴室	13A Single Socket Outlet 13安倍單位電插座	2	2	2	-	2	2	2	2	-	2	2	2
	Town Gas Water Heater Remote Control 煤氣熱水爐溫度控制	1	1	1	-	1	1	1	1	-	1	1	1
	Town Gas Water Heater 煤氣熱水爐	-	-	-	-	1	-	-	-	-	-	1	1
	TV/FM Outlet 電視及電台插座	1	1	1	-	1	1	1	1	-	1	1	1
	Ceiling Light Trough 天花燈槽	1	1	1	-	1	1	1	1	-	1	1	1
	Mirror Cabinet Light 鏡櫃燈	1	1	1	-	1	1	1	1	-	1	1	1
	Recessed Ceiling Down Lighting 暗藏天花燈	1	1	1	-	1	1	1	1	-	1	1	1
Bedroom 1 睡房 1	Switch for Indoor A/C Unit 室內冷氣機接線位	1	1	1	1	1	1	1	1	1	1	1	1
	13A Single Socket Outlet 13安倍單位電插座	2	2	2	2	2	2	2	2	2	2	2	2
	TV/FM Outlet 電視及電台插座	1	1	1	1	1	1	1	1	1	1	1	1
	Telephone Outlet 電話插座	1	1	1	1	1	1	1	1	1	1	1	1
	Switch for Exhaust Fan 抽氣扇開關掣	-	-	-	-	1	1	-	-	-	-	1	1
	Lighting Switch 燈掣	1	1	1	1	2	2	1	1	1	1	1	1
	Lighting Power Point 燈電插頭位	1	1	1	1	1	1	1	1	1	1	1	1
Bathroom within Bedroom 1 睡房 1 浴室	13A Single Socket Outlet 13安倍單位電插座	/	/	/	/	1	1	/	/	/	/	1	1
	Town Gas Water Heater Remote Control 煤氣熱水爐溫度控制	/	/	/	/	1	1	/	/	/	/	1	1
	Town Gas Water Heater 煤氣熱水爐	/	/	/	/	-	-	/	/	/	/	-	-
	Ceiling Light Trough 天花燈槽	/	/	/	/	1	1	/	/	/	/	1	1
	Mirror Cabinet Light 鏡櫃燈	/	/	/	/	1	1	/	/	/	/	1	1
	Recessed Ceiling Down Lighting 暗藏天花燈	/	/	/	/	1	1	/	/	/	/	1	1
Bedroom 2 睡房 2	Switch for Indoor A/C Unit 室內冷氣機接線位	1	1	1	/	1	1	1	1	/	1	1	1
	13A Single Socket Outlet 13安倍單位電插座	2	2	2	/	2	2	2	2	/	2	2	2
	TV/FM Outlet 電視及電台插座	1	1	1	/	1	1	1	1	/	1	1	1
	Telephone Outlet 電話插座	1	1	1	/	1	1	1	1	/	1	1	1
	Switch for Exhaust Fan 抽氣扇開關掣	-	-	-	/	-	-	-	-	/	-	-	-
	Lighting Switch 燈掣	1	1	1	/	1	1	1	1	/	1	1	1
	Lighting Power Point 燈電插頭位	1	1	1	/	1	1	1	1	/	1	1	1

Fittings, Finishes and Appliances

裝置、裝修物料及設備

Schedule of Mechanical & Electrical Provisions of Residential Units
住宅單位機電裝置數量說明表

Location 位置	Description 描述	Tower 3 第三座						Tower 5 第五座					
		5/F - 57/F 5樓至57樓				60/F 60樓		5/F - 57/F 5樓至57樓				60/F 60樓	
		A	B	C	D	A	B	A	B	C	D	A	B
Bedroom 3 睡房 3	Switch for Indoor A/C Unit 室內冷氣機接線位	-	-	-	-	1	1	-	-	-	-	1	1
	13A Single Socket Outlet 13安培單位電插座	-	-	-	-	2	2	-	-	-	-	2	2
	TV/FM Outlet 電視及電台插座	-	-	-	-	1	1	-	-	-	-	1	1
	Telephone Outlet 電話插座	-	-	-	-	1	1	-	-	-	-	1	1
	Switch for Exhaust Fan 抽氣扇開關掣	-	-	-	-	-	-	-	-	-	-	-	-
	Lighting Switch 燈掣	-	-	-	-	1	1	-	-	-	-	1	1
	Lighting Power Point 燈電插頭位	-	-	-	-	1	1	-	-	-	-	1	1
Bathroom 浴室	13A Single Socket Outlet 13安培單位電插座	-	-	-	2	1	1	-	-	2	-	1	1
	Town Gas Water Heater Remote Control 煤氣熱水爐溫度控制	1	1	1	1	1	1	1	1	1	1	1	1
	TV/FM Outlet 電視及電台插座	-	-	-	-	-	-	-	-	1	-	-	-
	Town Gas Water Heater 煤氣熱水爐	-	-	-	-	-	-	-	-	-	-	-	-
	Ceiling Light Trough 天花燈槽	1	1	1	1	1	1	1	1	1	1	1	1
	Mirror Cabinet Light 鏡櫃燈	1	1	1	1	1	1	1	1	1	1	1	1
	Recessed Ceiling Down Lighting 暗藏天花燈	1	1	1	1	1	1	1	1	1	1	1	1
Kitchen 廚房	13A Single Socket Outlet 13安培單位電插座	3	3	3	3	6	6	3	3	3	3	6	6
	13A Twin Socket Outlet 13安培雙位電插座	2	2	2	2	2	2	2	2	2	2	2	2
	Switch for Indoor A/C Unit 室內冷氣機接線位	-	-	-	-	1	1	-	-	-	-	1	1
	Double Pole Switch 雙極開關	1	1	1	1	2	2	1	1	1	1	2	2
	Fused Spur Unit 接線位	6	6	6	6	6	6	6	6	6	6	6	6
	TV/FM Outlet 電視及電台插座	1	1	1	1	1	1	1	1	1	1	1	1
	Washing Machine Connection Point (Water Inlet) 洗衣機接駁點(來水位)	1	1	1	1	1	1	1	1	1	1	1	1
	Washing Machine Connection Point (Water Outlet) 洗衣機接駁點(去水位)	1	1	1	1	1	1	1	1	1	1	1	1
	Recessed Ceiling Down Lighting 暗藏天花燈	3	3	3	3	4	4	3	3	3	3	4	3
	Door Bell 門鈴	1	1	1	1	1	1	1	1	1	1	1	1
	Miniature Circuit Breakers Board 總電掣箱	1	1	1	1	-	-	1	1	1	1	-	-
Store 儲物房	Lighting Power Point 燈電插頭位	1	1	-	-	1	1	1	1	-	-	1	1
	Switch for Indoor A/C Unit 室內冷氣機接線位	1	1	-	-	1	1	1	1	-	-	1	1
	13A Single Socket Outlet 13安培單位電插座	1	1	-	-	1	1	1	1	-	-	1	1
	Lighting Switch 燈掣	1	1	-	-	1	1	1	1	-	-	1	1
	Switch for Exhaust Fan 抽氣扇開關掣	-	-	-	-	1	1	-	-	-	-	1	1
	Miniature Circuit Breakers Board 總電掣箱	-	-	-	-	1	1	-	-	-	-	1	1
Water Closet within Store 儲物房內的洗手間	Town Gas Water Heater 煤氣熱水爐	-	-	-	-	1	-	-	-	-	-	1	1
	Recessed Ceiling Down Lighting 暗藏天花燈	-	-	-	-	1	1	-	-	-	-	1	1
Internal Staircase 內置樓梯	Lighting Switch 燈掣	-	-	-	-	2	2	-	-	-	-	2	2
	Lighting Power Point 燈電插頭位	-	-	-	-	2	2	-	-	-	-	2	2
Balcony, Utility Platform 露台、工作平台	Balcony Light 露台燈	1	1	1	1	1	1	1	1	1	1	1	1
Roof Terrace 平台	Wall Mount Light Point 牆身燈位	-	-	-	-	3	2	-	-	-	-	3	2
	13A Single Socket Outlet 13安培單位電插座	-	-	-	-	1	-	-	-	-	-	1	-
A/C Plant Room 空調機房	Lighting Power Point 燈電插頭位	1	1	1	1	1	-	1	1	1	1	1	-
	Isolator for Outdoor Air Conditioner 室外空調機開關掣	4	4	3	2	4	-	4	4	2	3	4	-
	Town Gas Water Heater 煤氣熱水爐	1	1	1	1	-	-	1	1	1	1	-	-
UpperRoof A/C Plant Room 上層天台空調機房	Isolator for Outdoor Air Conditioner 室外空調機開關掣	-	-	-	-	1	4	-	-	-	-	1	4

Fittings, Finishes and Appliances

裝置、裝修物料及設備

Schedule of Mechanical & Electrical Provisions of Residential Units
住宅單位機電裝置數量說明表

Location 位置	Description 描述	Tower 3 第三座						Tower 5 第五座					
		5/F - 57/F 5樓至57樓				60/F 60樓		5/F - 57/F 5樓至57樓				60/F 60樓	
		A	B	C	D	A	B	A	B	C	D	A	B
Flat Roof 平台	Wall Mount Light Point 牆身燈位	-	-	-	-	5	4	-	-	-	-	5	4
	Water point 來水位	-	-	-	-	1	1	-	-	-	-	1	1
	30A TP isolator 30A 三相開關掣	-	-	-	-	1	1	-	-	-	-	1	1
	20A DP isolator 20A 單相開關掣	-	-	-	-	1	1	-	-	-	-	1	1
	13A Single Socket Outlet 13安培單位電插座	-	-	-	-	1	1	-	-	-	-	1	1

Remarks:

- "1, 2,"denotes the quantity of such provision(s) provided in the residential unit.
- The quantity of the lighting switch shown in the schedule denotes the quantity of switch faceplate.
- 13/F, 14/F, 24/F, 34/F, 40/F - 49/F, 53/F, 54/F, 58/F and 59/F are omitted.

附註：

- "1, 2,"表示提供於該住宅單位內的裝置數量。
- 說明表所顯示的燈掣數量是表示燈掣面板的數量。
- 不設 13樓、14樓、24樓、34樓、40樓 - 49樓、53樓、54樓、58樓及59樓。

Fittings, Finishes and Appliances

裝置、裝修物料及設備

Schedule of Mechanical & Electrical Provisions of Residential Units
住宅單位機電裝置數量說明表

Location 位置	Description 描述	Tower 6 第六座									
		5/F - 57/F 5樓至57樓				60/F 60樓			61/F 61樓		
		A	B	C	D	A	C	D	A	B	
Entrance 大門入口	Door Bell Push Button 門鈴按鈕	1	1	1	1	1	1	1	1	1	
Living Room, Dining Room, Corridor to bedrooms 客廳、飯廳、 往睡房之走廊	Switch for Indoor A/C Unit 室內冷氣機接線位	2	2	1	1	3	1	1	3	3	
	13A Twin Socket Outlet 13安倍雙位電插座	3	3	3	3	4	3	3	4	4	
	13A Single Socket Outlet 13安倍單位電插座	1	1	1	1	1	1	1	1	1	
	TV/FM Outlet 電視及電台插座	2	2	2	2	2	2	2	2	2	
	Telephone Outlet 電話插座	2	2	2	2	2	2	2	2	2	
	Switch for Exhaust Fan 抽氣扇開關掣	2	2	2	2	2	2	2	2	2	
	Lighting Switch 燈掣	5	5	4	5	5	4	5	5	4	
	Lighting Power Point 燈電插頭位	3	3	3	3	4	3	3	4	4	
	Video Door Phone 視像對講機	1	1	1	1	1	1	1	1	1	
Master Bedroom 主人睡房	Switch for Indoor A/C Unit 室內冷氣機接線位	1	1	1	1	2	1	1	2	2	
	13A Single Socket Outlet 13安倍單位電插座	1	1	1	1	1	1	1	1	1	
	13A Twin Socket Outlet 13安倍雙位電插座	1	1	1	1	1	1	1	1	1	
	TV/FM Outlet 電視及電台插座	1	1	1	1	1	1	1	1	1	
	Telephone Outlet 電話插座	1	1	1	1	1	1	1	1	1	
	Switch for Exhaust Fan 抽氣扇開關掣	1	1	1	1	1	1	1	1	1	
	D.P. switch for Jacuzzi 按摩缸開關掣	-	-	-	-	1	-	-	1	1	
	Lighting Switch 燈掣	2	2	1	2	2	1	2	2	2	
	Lighting Power Point 燈電插頭位	1	1	1	1	2	1	1	2	1	
Bathroom within Master Bedroom 主人房浴室	13A Single Socket Outlet 13安倍單位電插座	2	2	2	2	2	2	2	2	2	
	Town Gas Water Heater Remote Control 煤氣熱水爐溫度控制	1	1	1	1	1	1	1	1	1	
	Town Gas Water Heater 煤氣熱水爐	-	-	-	-	-	-	-	-	1	
	TV/FM Outlet 電視及電台插座	1	1	1	1	1	1	1	1	1	
	Ceiling Light Trough 天花燈槽	1	1	1	1	1	1	1	1	1	
	Mirror Cabinet Light 鏡櫃燈	1	1	1	1	1	1	1	1	1	
	Recessed Ceiling Down Lighting 暗藏天花燈	2	2	1	1	2	1	1	2	2	
Bedroom 1 睡房 1	Switch for Indoor A/C Unit 室內冷氣機接線位	1	1	1	1	1	1	1	1	1	
	13A Single Socket Outlet 13安倍單位電插座	2	2	2	2	2	2	2	2	2	
	TV/FM Outlet 電視及電台插座	1	1	1	1	1	1	1	1	1	
	Telephone Outlet 電話插座	1	1	1	1	1	1	1	1	1	
	Switch for Exhaust Fan 抽氣扇開關掣	-	-	-	-	1	-	-	1	1	
	Lighting Switch 燈掣	1	1	1	1	1	1	1	1	1	
	Lighting Power Point 燈電插頭位	1	1	1	1	1	1	1	1	1	
Bathroom within Bedroom 1 睡房 1 浴室	13A Single Socket Outlet 13安倍單位電插座	-	-	-	-	1	-	-	1	1	
	Town Gas Water Heater Remote Control 煤氣熱水爐溫度控制	-	-	-	-	1	-	-	1	1	
	Town Gas Water Heater 煤氣熱水爐	-	-	-	-	-	-	-	-	-	
	Ceiling Light Trough 天花燈槽	-	-	-	-	1	-	-	1	1	
	Mirror Cabinet Light 鏡櫃燈	-	-	-	-	1	-	-	1	1	
	Recessed Ceiling Down Lighting 暗藏天花燈	-	-	-	-	2	-	-	2	1	
Bedroom 2 睡房 2	Switch for Indoor A/C Unit 室內冷氣機接線位	1	1	1	1	1	1	1	1	1	
	13A Single Socket Outlet 13安倍單位電插座	2	2	2	2	2	2	2	2	2	
	TV/FM Outlet 電視及電台插座	1	1	1	1	1	1	1	1	1	
	Telephone Outlet 電話插座	1	1	1	1	1	1	1	1	1	
	Switch for Exhaust Fan 抽氣扇開關掣	-	-	-	-	-	-	-	-	-	
	Lighting Switch 燈掣	1	1	1	1	1	1	1	1	1	
	Lighting Power Point 燈電插頭位	1	1	1	1	1	1	1	1	1	

Fittings, Finishes and Appliances

裝置、裝修物料及設備

Schedule of Mechanical & Electrical Provisions of Residential Units
住宅單位機電裝置數量說明表

Location 位置	Description 描述	Tower 6 第六座								
		5/F - 57/F 5樓至57樓				60/F 60樓			61/F 61樓	
		A	B	C	D	A	C	D	A	B
Bedroom 3 睡房3	Switch for Indoor A/C Unit 室內冷氣機接線位	-	-	-	-	1	-	-	1	1
	13A Single Socket Outlet 13安培單位電插座	-	-	-	-	2	-	-	2	2
	TV/FM Outlet 電視及電台插座	-	-	-	-	1	-	-	1	1
	Telephone Outlet 電話插座	-	-	-	-	1	-	-	1	1
	Switch for Exhaust Fan 抽氣扇開關掣	-	-	-	-	-	-	-	-	-
	Lighting Switch 燈掣	-	-	-	-	1	-	-	1	1
	Lighting Power Point 燈電插頭位	-	-	-	-	1	-	-	1	1
Bathroom 浴室	13A Single Socket Outlet 13安培單位電插座	-	-	-	-	-	-	-	-	-
	Town Gas Water Heater Remote Control 煤氣熱水爐溫度控制	1	1	1	1	1	1	1	1	1
	TV/FM Outlet 電視及電台插座	-	-	-	-	-	-	-	-	-
	Town Gas Water Heater 煤氣熱水爐	-	-	-	-	-	-	-	-	-
	Ceiling Light Trough 天花燈槽	1	1	1	1	1	1	1	1	1
	Mirror Cabinet Light 鏡櫃燈	1	1	1	1	1	1	1	1	1
	Recessed Ceiling Down Lighting 暗藏天花燈	1	1	1	1	1	1	1	1	1
Water Closet 洗手間	Mirror Cabinet Light 鏡櫃燈	-	-	-	-	-	-	-	-	-
	Town Gas Water Heater 煤氣熱水爐	-	-	-	-	-	-	-	-	-
Kitchen 廚房	13A Single Socket Outlet 13安培單位電插座	3	3	3	3	6	3	3	7	6
	13A Twin Socket Outlet 13安培雙位電插座	2	2	2	2	2	2	2	2	2
	Switch for Indoor A/C Unit 室內冷氣機接線位	-	-	-	-	1	-	-	1	1
	Double Pole Switch 雙極開關	1	1	1	1	2	1	1	2	2
	Fused Spur Unit 接線位	6	6	6	6	6	6	6	6	6
	TV/FM Outlet 電視及電台插座	1	1	1	1	1	1	1	1	1
	Washing Machine Connection Point (Water Inlet) 洗衣機接駁點(來水位)	1	1	1	1	1	1	1	1	1
	Washing Machine Connection Point (Water Outlet) 洗衣機接駁點(去水位)	1	1	1	1	1	1	1	1	1
	Recessed Ceiling Down Lighting 暗藏天花燈	3	3	3	3	4	3	3	4	4
	Door Bell 門鈴	1	1	1	1	1	1	1	1	1
	Miniature Circuit Breakers Board 總電掣箱	-	-	1	1	-	1	1	-	-
Store 儲物房	Lighting Power Point 燈電插頭位	1	1	-	1	1	-	1	1	1
	Switch for Indoor A/C Unit 室內冷氣機接線位	1	1	-	1	1	-	1	1	1
	13A Single Socket Outlet 13安培單位電插座	1	1	-	1	1	-	1	1	1
	Lighting Switch 燈掣	1	1	-	1	1	-	1	1	1
	Switch for Exhaust Fan 抽氣扇開關掣	1	1	-	1	1	-	-	1	1
	Miniature Circuit Breakers Board 總電掣箱	1	1	-	1	1	-	-	1	1
Water Closet within Store 儲物房內的洗手間	Town Gas Water Heater 煤氣熱水爐	-	-	-	-	-	-	-	-	1
	Recessed Ceiling Down Lighting 暗藏天花燈	1	1	-	-	1	-	-	1	1
Internal Staircase 內置樓梯	Lighting Switch 燈掣	-	-	-	-	-	-	-	2	2
	Lighting Power Point 燈電插頭位	-	-	-	-	-	-	-	2	2
Balcony, Utility Platform 露台、工作平台	Balcony Light 露台燈	1	1	1	1	1	1	1	1	1
Roof Terrace 平台	Wall Mount Light Point 牆身燈位	-	-	-	-	-	-	-	4	2
	13A Single Socket Outlet 13安培單位電插座	-	-	-	-	-	-	-	1	-
A/C Plant Room 空調機房	Lighting Power Point 燈電插頭位	1	1	1	1	1	1	1	1	1
	Isolator for Outdoor Air Conditioner 室外空調機開關掣	5	5	3	4	5	3	4	5	5
	Town Gas Water Heater 煤氣熱水爐	2	2	1	1	1	1	1	2	-
Upper Roof A/C Plant Room 上層天台空調機房	Isolator for Outdoor Air Conditioner 室外空調機開關掣	-	-	-	-	-	-	-	2	2

Fittings, Finishes and Appliances

裝置、裝修物料及設備

Schedule of Mechanical & Electrical Provisions of Residential Units
住宅單位機電裝置數量說明表

Location 位置	Description 描述	Tower 6 第六座									
		5/F - 57/F 5樓至57樓				60/F 60樓			61/F 61樓		
		A	B	C	D	A	C	D	A	B	
Flat Roof 平台	Wall Mount Light Point 牆身燈位	-	-	-	-	-	-	-	7	8	
	Water point 來水位	-	-	-	-	-	-	-	1	1	
	30A TP isolator 30A 三相開關掣	-	-	-	-	-	-	-	1	1	
	20A DP isolator 20A 單相開關掣	-	-	-	-	-	-	-	1	1	
	13A Single Socket Outlet 13安培單位電插座	-	-	-	-	-	-	-	1	1	

Remarks:

- "1, 2,"denotes the quantity of such provision(s) provided in the residential unit.
- The quantity of the lighting switch shown in the schedule denotes the quantity of switch faceplate.
- 13/F, 14/F, 24/F, 34/F, 40/F - 49/F, 53/F, 54/F, 58/F and 59/F are omitted.

附註：

- "1, 2,"表示提供於該住宅單位內的裝置數量。
- 說明表所顯示的燈掣數量是表示燈掣面板的數量。
- 不設 13樓、14樓、24樓、34樓、40樓 - 49樓、53樓、54樓、58樓及59樓。

Fittings, Finishes and Appliances 裝置、裝修物料及設備

Schedule of Mechanical & Electrical Provisions of Residential Units
住宅單位機電裝置數量說明表

Location 位置	Description 描述	Tower 7 第七座							
		5/F - 57/F 5樓至57樓			60/F 60樓		61/F 61樓		
		A	B	C	A	C	A	B	
Entrance 大門入口	Door Bell Push Button 門鈴按鈕	1	1	1	1	1	1	1	1
Living Room, Dining Room, Corridor to bedrooms 客廳、飯廳、 往睡房之走廊	Switch for Indoor A/C Unit 室內冷氣機接線位	2	2	2	3	2	3	2	2
	13A Twin Socket Outlet 13安倍雙位電插座	3	3	3	4	3	4	4	4
	13A Single Socket Outlet 13安倍單位電插座	1	1	2	1	2	1	1	1
	TV/FM Outlet 電視及電台插座	2	2	2	2	2	2	2	2
	Telephone Outlet 電話插座	2	2	2	2	2	2	2	2
	Switch for Exhaust Fan 抽氣扇開關掣	2	2	2	2	2	2	2	2
	Lighting Switch 燈掣	5	5	5	5	5	5	5	5
	Lighting Power Point 燈電插頭位	3	3	3	4	3	4	4	4
Video Door Phone 視像對講機	1	1	1	1	1	1	1	1	
Master Bedroom 主人睡房	Switch for Indoor A/C Unit 室內冷氣機接線位	1	1	1	2	1	2	1	1
	13A Single Socket Outlet 13安倍單位電插座	1	1	1	1	1	1	1	1
	13A Twin Socket Outlet 13安倍雙位電插座	1	1	1	1	1	1	1	1
	TV/FM Outlet 電視及電台插座	1	1	1	1	1	1	1	1
	Telephone Outlet 電話插座	1	1	1	1	1	1	1	1
	Switch for Exhaust Fan 抽氣扇開關掣	1	1	1	1	1	1	1	1
	D.P. switch for Jacuzzi 按摩缸開關掣	-	-	-	1	-	1	-	-
	Lighting Switch 燈掣	2	2	2	2	2	2	2	2
Lighting Power Point 燈電插頭位	1	1	1	2	1	2	2	2	
Bathroom within Master Bedroom 主人房浴室	13A Single Socket Outlet 13安倍單位電插座	2	2	2	2	2	2	2	2
	Town Gas Water Heater Remote Control 煤氣熱水爐溫度控制	1	1	1	1	1	1	1	1
	Town Gas Water Heater 煤氣熱水爐	-	-	-	-	-	-	-	-
	TV/FM Outlet 電視及電台插座	1	1	1	1	1	1	1	1
	Ceiling Light Trough 天花燈槽	1	1	1	1	1	1	1	1
	Mirror Cabinet Light 鏡櫃燈	1	1	1	1	1	1	1	1
	Recessed Ceiling Down Lighting 暗藏天花燈	2	2	2	2	2	2	2	2
Bedroom 1 睡房 1	Switch for Indoor A/C Unit 室內冷氣機接線位	1	1	1	1	1	1	1	1
	13A Single Socket Outlet 13安倍單位電插座	2	2	2	2	2	2	2	2
	TV/FM Outlet 電視及電台插座	1	1	1	1	1	1	1	1
	Telephone Outlet 電話插座	1	1	1	1	1	1	1	1
	Switch for Exhaust Fan 抽氣扇開關掣	-	-	-	-	-	-	-	-
	Lighting Switch 燈掣	1	1	1	2	1	1	1	1
	Lighting Power Point 燈電插頭位	1	1	1	1	1	1	1	1
Bathroom within Bedroom 1 睡房 1 浴室	13A Single Socket Outlet 13安倍單位電插座	-	-	-	1	-	1	-	-
	Town Gas Water Heater Remote Control 煤氣熱水爐溫度控制	-	-	-	1	-	1	-	-
	Town Gas Water Heater 煤氣熱水爐	-	-	-	-	-	-	-	-
	Ceiling Light Trough 天花燈槽	-	-	-	1	-	1	-	-
	Mirror Cabinet Light 鏡櫃燈	-	-	-	1	-	1	-	-
	Recessed Ceiling Down Lighting 暗藏天花燈	-	-	-	2	-	2	-	-
Bedroom 2 睡房 2	Switch for Indoor A/C Unit 室內冷氣機接線位	1	1	1	1	1	1	1	1
	13A Single Socket Outlet 13安倍單位電插座	2	2	2	2	2	2	2	2
	TV/FM Outlet 電視及電台插座	1	1	1	1	1	1	1	1
	Telephone Outlet 電話插座	1	1	1	1	1	1	1	1
	Switch for Exhaust Fan 抽氣扇開關掣	-	-	-	-	-	-	-	-
	Lighting Switch 燈掣	1	1	1	1	1	1	1	1
	Lighting Power Point 燈電插頭位	1	1	1	1	1	1	1	1

Fittings, Finishes and Appliances

裝置、裝修物料及設備

Schedule of Mechanical & Electrical Provisions of Residential Units
住宅單位機電裝置數量說明表

Location 位置	Description 描述	Tower 7 第七座							
		5/F - 57/F 5樓至57樓			60/F 60樓		61/F 61樓		
		A	B	C	A	C	A	B	
Bedroom 3 睡房 3	Switch for Indoor A/C Unit 室內冷氣機接線位	-	-	-	1	-	1	-	
	13A Single Socket Outlet 13安培單位電插座	-	-	-	2	-	2	-	
	TV/FM Outlet 電視及電台插座	-	-	-	1	-	1	-	
	Telephone Outlet 電話插座	-	-	-	1	-	1	-	
	Switch for Exhaust Fan 抽氣扇開關掣	-	-	-	-	-	-	-	
	Lighting Switch 燈掣	-	-	-	1	-	1	-	
	Lighting Power Point 燈電插頭位	-	-	-	1	-	1	-	
Bathroom 浴室	13A Single Socket Outlet 13安培單位電插座	-	-	-	-	-	-	-	
	Town Gas Water Heater Remote Control 煤氣熱水爐溫度控制	1	1	1	1	1	1	1	
	TV/FM Outlet 電視及電台插座	-	-	-	-	-	-	-	
	Town Gas Water Heater 煤氣熱水爐	-	-	-	-	-	-	-	
	Ceiling Light Trough 天花燈槽	1	1	1	1	1	1	1	
	Mirror Cabinet Light 鏡櫃燈	1	1	1	1	1	1	1	
	Recessed Ceiling Down Lighting 暗藏天花燈	1	1	1	1	1	1	1	
Water Closet 洗手間	Mirror Cabinet Light 鏡櫃燈	-	-	-	-	-	-	-	
	Town Gas Water Heater 煤氣熱水爐	-	-	-	-	-	-	-	
Kitchen 廚房	13A Single Socket Outlet 13安培單位電插座	3	3	3	6	3	7	3	
	13A Twin Socket Outlet 13安培雙位電插座	2	2	2	2	2	2	2	
	Switch for Indoor A/C Unit 室內冷氣機接線位	-	-	-	1	-	1	-	
	Double Pole Switch 雙極開關	2	2	1	2	1	2	1	
	Fused Spur Unit 接線位	6	6	6	6	6	6	6	
	TV/FM Outlet 電視及電台插座	1	1	1	1	1	1	1	
	Washing Machine Connection Point (Water Inlet) 洗衣機接駁點(來水位)	1	1	1	1	1	1	1	
	Washing Machine Connection Point (Water Outlet) 洗衣機接駁點(去水位)	1	1	1	1	1	1	1	
	Recessed Ceiling Down Lighting 暗藏天花燈	3	3	3	4	3	4	3	
	Door Bell 門鈴	1	1	1	1	1	1	1	
	Miniature Circuit Breakers Board 總電掣箱	-	-	-	-	-	-	-	
Store 儲物房	Lighting Power Point 燈電插頭位	2	2	1	1	1	1	1	
	Switch for Indoor A/C Unit 室內冷氣機接線位	2	2	1	1	1	1	1	
	13A Single Socket Outlet 13安培單位電插座	2	2	1	1	1	1	1	
	Lighting Switch 燈掣	2	2	1	1	1	1	1	
	Switch for Exhaust Fan 抽氣扇開關掣	1	1	1	1	1	1	1	
	Miniature Circuit Breakers Board 總電掣箱	1	1	1	1	1	1	1	
Water Closet within Store 儲物房內的洗手間	Town Gas Water Heater 煤氣熱水爐	-	-	-	-	-	-	-	
	Recessed Ceiling Down Lighting 暗藏天花燈	1	1	1	1	1	1	1	
Internal Staircase 內置樓梯	Lighting Switch 燈掣	-	-	-	-	-	2	2	
	Lighting Power Point 燈電插頭位	-	-	-	-	-	2	2	
Balcony, Utility Platform 露台、工作平台	Balcony Light 露台燈	1	1	1	1	1	1	1	
Roof Terrace 平台	Wall Mount Light Point 牆身燈位	-	-	-	-	-	4	-	
	13A Single Socket Outlet 13安培單位電插座	-	-	-	-	-	1	-	
A/C Plant Room 空調機房	Lighting Power Point 燈電插頭位	1	1	1	1	1	1	1	
	Isolator for Outdoor Air Conditioner 室外空調機開關掣	5	5	5	5	5	5	5	
	Town Gas Water Heater 煤氣熱水爐	2	2	2	2	2	2	2	
Upper Roof A/C Plant Room 上層天台空調機房	Isolator for Outdoor Air Conditioner 室外空調機開關掣	-	-	-	-	-	2	-	

Fittings, Finishes and Appliances

裝置、裝修物料及設備

Schedule of Mechanical & Electrical Provisions of Residential Units
住宅單位機電裝置數量說明表

Location 位置	Description 描述	Tower 7 第七座							
		5/F - 57/F 5樓至57樓			60/F 60樓		61/F 61樓		
		A	B	C	A	C	A	B	
Flat Roof 平台	Wall Mount Light Point 牆身燈位	-	-	-	-	-	-	8	7
	Water point 來水位	-	-	-	-	-	-	1	1
	30A TP isolator 30A 三相開關掣	-	-	-	-	-	-	1	1
	20A DP isolator 20A 單相開關掣	-	-	-	-	-	-	1	1
	13A Single Socket Outlet 13安培單位電插座	-	-	-	-	-	-	1	1

Remarks:

- "1, 2,"denotes the quantity of such provision(s) provided in the residential unit.
- The quantity of the lighting switch shown in the schedule denotes the quantity of switch faceplate.
- 13/F, 14/F, 24/F, 34/F, 40/F - 49/F, 53/F, 54/F, 58/F and 59/F are omitted.

附註：

- "1, 2,"表示提供於該住宅單位內的裝置數量。
- 說明表所顯示的燈掣數量是表示燈掣面板的數量。
- 不設 13樓、14樓、24樓、34樓、40樓 - 49樓、53樓、54樓、58樓及59樓。

Fittings, Finishes and Appliances

裝置、裝修物料及設備

Schedule of Mechanical & Electrical Provisions of Residential Units
住宅單位機電裝置數量說明表

Location 位置	Description 描述	Tower 8 第八座						Tower 9 第九座					
		5/F - 60/F 5樓至60樓			63/F & 65/F 63樓及65樓			5/F - 60/F 5樓至60樓			63/F & 65/F 63樓及65樓		
		A	B	C	A	B	C	A	B	C	A	B	C
Entrance 大門入口	Door Bell Push Button 門鈴按鈕	1	1	1	1	1	1	1	1	1	1	1	1
Living Room, Dining Room, Corridor to bedrooms 客廳、飯廳、 往睡房之走廊	Switch for Indoor A/C Unit 室內冷氣機接線位	2	2	2	3	3	3	3	2	2	5	3	3
	13A Twin Socket Outlet 13安倍雙位電插座	3	3	3	4	4	4	3	3	3	4	4	4
	13A Single Socket Outlet 13安倍單位電插座	1	1	1	1	1	1	1	1	1	9	1	1
	TV/FM Outlet 電視及電台插座	2	2	2	2	2	2	2	2	2	2	2	2
	Telephone Outlet 電話插座	2	2	2	2	2	2	2	2	2	2	2	2
	Switch for Exhaust Fan 抽氣扇開關掣	2	2	2	1	1	1	2	2	2	3	2	2
	Lighting Switch 燈掣	5	5	5	4	4	4	5	5	5	7	4	4
	Lighting Power Point 燈電插頭位	3	3	3	3	3	3	4	3	3	4	3	3
Video Door Phone 視像對講機	1	1	1	1	1	1	1	1	1	1	1	1	
Passage Space to bedrooms, Corridor to bedrooms at Upper Floor 上層往睡房之通道、 往睡房之走廊	Switch for Indoor A/C Unit 室內冷氣機接線位	-	-	-	1	1	1	-	-	-	1	1	1
	Video Door Phone 視像對講機	-	-	-	1	1	1	-	-	-	1	1	1
	Switch for Exhaust Fan 抽氣扇開關掣	-	-	-	-	-	-	-	-	-	1	1	1
	Lighting Switch 燈掣	-	-	-	2	2	2	-	-	-	2	2	2
	Lighting Power Point 燈電插頭位	-	-	-	1	1	1	-	-	-	1	1	1
Master Bedroom 主人睡房	Switch for Indoor A/C Unit 室內冷氣機接線位	1	1	1	3	3	2	2	1	1	2	3	2
	13A Single Socket Outlet 13安倍單位電插座	1	1	1	1	1	1	1	1	1	5	1	1
	13A Twin Socket Outlet 13安倍雙位電插座	1	1	1	1	1	1	1	1	1	1	1	1
	TV/FM Outlet 電視及電台插座	1	1	1	1	1	1	1	1	1	1	1	1
	Telephone Outlet 電話插座	1	1	1	1	1	1	1	1	1	1	1	1
	Switch for Exhaust Fan 抽氣扇開關掣	1	1	1	1	1	1	1	1	1	1	1	1
	D.P. switch for Jacuzzi 按摩缸開關掣	1	1	-	1	1	1	1	1	-	1	1	1
	Lighting Switch 燈掣	2	2	2	3	3	2	2	2	2	3	3	3
Lighting Power Point 燈電插頭位	1	1	1	2	2	2	2	2	2	2	2	2	
Bathroom within Master Bedroom 主人房浴室	13A Single Socket Outlet 13安倍單位電插座	2	2	2	2	2	2	2	2	2	2	2	2
	Town Gas Water Heater Remote Control 煤氣熱水爐溫度控制	1	1	1	1	1	1	1	1	1	1	1	1
	Town Gas Water Heater 煤氣熱水爐	-	-	-	-	-	-	-	-	-	-	-	-
	TV/FM Outlet 電視及電台插座	1	1	1	1	1	1	1	1	1	1	1	1
	Ceiling Light Trough 天花燈槽	1	1	1	1	1	1	1	1	1	1	1	1
	Mirror Cabinet Light 鏡櫃燈	1	1	1	1	1	1	1	1	1	1	1	1
	Recessed Ceiling Down Lighting 暗藏天花燈	2	2	2	2	2	2	2	2	2	2	2	2
Bedroom 1 睡房 1	Switch for Indoor A/C Unit 室內冷氣機接線位	1	1	1	1	1	1	1	1	1	-	1	1
	13A Single Socket Outlet 13安倍單位電插座	2	2	2	2	2	2	2	2	2	-	2	2
	TV/FM Outlet 電視及電台插座	1	1	1	1	1	1	1	1	1	-	1	1
	Telephone Outlet 電話插座	1	1	1	1	1	1	1	1	1	-	1	1
	Switch for Exhaust Fan 抽氣扇開關掣	-	-	-	1	1	1	1	-	-	-	1	1
	Lighting Switch 燈掣	1	1	1	2	2	2	2	1	1	-	2	2
	Lighting Power Point 燈電插頭位	1	1	1	1	1	1	1	1	1	-	1	1
Bathroom within Bedroom 1 睡房1浴室 or Bathroom adjacent Dining Room of Unit A on 63/F of Tower 9 第九座63樓A單位飯廳旁之浴室	13A Single Socket Outlet 13安倍單位電插座	-	-	-	1	1	1	1	-	-	1	1	1
	Town Gas Water Heater Remote Control 煤氣熱水爐溫度控制	-	-	-	1	1	1	1	-	-	1	1	1
	Town Gas Water Heater 煤氣熱水爐	-	-	-	-	-	-	-	-	-	-	-	-
	Ceiling Light Trough 天花燈槽	-	-	-	1	1	1	1	-	-	1	1	1
	Mirror Cabinet Light 鏡櫃燈	-	-	-	1	1	1	1	-	-	1	1	1
	Recessed Ceiling Down Lighting 暗藏天花燈	-	-	-	1	1	1	1	-	-	1	1	1

Fittings, Finishes and Appliances

裝置、裝修物料及設備

Schedule of Mechanical & Electrical Provisions of Residential Units
住宅單位機電裝置數量說明表

Location 位置	Description 描述	Tower 8 第八座						Tower 9 第九座					
		5/F - 60/F 5樓至60樓			63/F & 65/F 63樓及65樓			5/F - 60/F 5樓至60樓			63/F & 65/F 63樓及65樓		
		A	B	C	A	B	C	A	B	C	A	B	C
Bedroom 2 睡房 2	Switch for Indoor A/C Unit 室內冷氣機接線位	1	1	1	1	1	1	1	1	1	2	1	1
	13A Twin Socket Outlet 13安倍雙位電插座	-	-	-	-	-	-	-	-	-	3	-	-
	13A Single Socket Outlet 13安倍單位電插座	2	2	2	2	2	2	2	2	2	1	2	2
	TV/FM Outlet 電視及電台插座	1	1	1	1	1	1	1	1	1	1	1	1
	Telephone Outlet 電話插座	1	1	1	1	1	1	1	1	1	1	1	1
	Switch for Exhaust Fan 抽氣扇開關掣	-	-	-	-	-	-	-	-	-	1	-	-
	Lighting Switch 燈掣	1	1	1	1	1	1	1	1	1	3	1	1
	Lighting Power Point 燈電插頭位	1	1	1	1	1	1	1	1	1	2	1	1
Bathroom within Bedroom 2 睡房 2 浴室	13A Single Socket Outlet 13安倍單位電插座	-	-	-	-	-	-	-	-	-	1	-	-
	Town Gas Water Heater Remote Control 煤氣熱水爐溫度控制	-	-	-	-	-	-	-	-	-	1	-	-
	Town Gas Water Heater 煤氣熱水爐	-	-	-	-	-	-	-	-	-	2	-	-
	Ceiling Light Trough 天花燈槽	-	-	-	-	-	-	-	-	-	1	-	-
	Mirror Cabinet Light 鏡櫃燈	-	-	-	-	-	-	-	-	-	1	-	-
	Recessed Ceiling Down Lighting 暗藏天花燈	-	-	-	-	-	-	-	-	-	1	-	-
Bedroom 3 睡房 3	Switch for Indoor A/C Unit 室內冷氣機接線位	1	1	-	1	1	1	1	1	-	1	1	1
	13A Twin Socket Outlet 13安倍雙位電插座	-	-	-	-	-	-	-	-	-	1	-	-
	13A Single Socket Outlet 13安倍單位電插座	2	2	-	2	2	2	2	2	-	2	2	2
	TV/FM Outlet 電視及電台插座	1	1	-	1	1	1	1	1	-	1	1	1
	Telephone Outlet 電話插座	1	1	-	1	1	1	1	1	-	1	1	1
	Switch for Exhaust Fan 抽氣扇開關掣	-	-	-	-	-	-	-	-	-	-	-	-
	Lighting Switch 燈掣	1	1	-	1	1	1	1	2	-	1	1	1
	Lighting Power Point 燈電插頭位	1	1	-	1	1	1	1	1	-	1	1	1
Bathroom within Bedroom 3 睡房 3 浴室	13A Single Socket Outlet 13安倍單位電插座	-	-	-	-	-	-	-	1	-	-	-	-
	Town Gas Water Heater Remote Control 煤氣熱水爐溫度控制	1	1	-	-	-	-	-	1	-	-	-	-
	Town Gas Water Heater 煤氣熱水爐	-	-	-	-	-	-	-	-	-	-	-	-
	Ceiling Light Trough 天花燈槽	1	1	-	-	-	-	-	1	-	-	-	-
	Mirror Cabinet Light 鏡櫃燈	1	1	-	-	-	-	-	1	-	-	-	-
	Recessed Ceiling Down Lighting 暗藏天花燈	1	1	-	-	-	-	-	1	-	-	-	-
Bedroom 4 睡房 4	Switch for Indoor A/C Unit 室內冷氣機接線位	-	-	-	1	1	-	-	-	-	1	1	-
	13A Twin Socket Outlet 13安倍雙位電插座	-	-	-	-	-	-	-	-	-	1	-	-
	13A Single Socket Outlet 13安倍單位電插座	-	-	-	2	2	-	-	-	-	1	2	-
	TV/FM Outlet 電視及電台插座	-	-	-	1	1	-	-	-	-	-	1	-
	Telephone Outlet 電話插座	-	-	-	1	1	-	-	-	-	1	1	-
	Switch for Exhaust Fan 抽氣扇開關掣	-	-	-	1	1	-	-	-	-	-	1	-
	Lighting Switch 燈掣	-	-	-	2	2	-	-	-	-	1	2	-
	Lighting Power Point 燈電插頭位	-	-	-	1	1	-	-	-	-	1	1	-
Bathroom within Bedroom 4 睡房 4 浴室	13A Single Socket Outlet 13安倍單位電插座	-	-	-	1	1	-	-	-	-	-	1	-
	Town Gas Water Heater Remote Control 煤氣熱水爐溫度控制	-	-	-	1	1	-	-	-	-	-	1	-
	Town Gas Water Heater 煤氣熱水爐	-	-	-	-	-	-	-	-	-	-	-	-
	Ceiling Light Trough 天花燈槽	-	-	-	1	1	-	-	-	-	-	1	-
	Mirror Cabinet Light 鏡櫃燈	-	-	-	1	1	-	-	-	-	-	1	-
	Recessed Ceiling Down Lighting 暗藏天花燈	-	-	-	2	2	-	-	-	-	-	2	-
Bathroom 浴室	13A Single Socket Outlet 13安倍單位電插座	-	-	-	-	-	-	-	-	-	-	-	-
	Town Gas Water Heater Remote Control 煤氣熱水爐溫度控制	1	1	1	1	1	1	1	1	1	1	1	1
	TV/FM Outlet 電視及電台插座	-	-	-	-	-	-	-	-	-	-	-	-
	Town Gas Water Heater 煤氣熱水爐	-	-	-	2	2	-	-	-	-	-	2	-
	Ceiling Light Trough 天花燈槽	1	1	1	1	1	1	1	1	1	1	1	1
	Mirror Cabinet Light 鏡櫃燈	1	1	1	1	1	1	1	1	1	1	1	1
	Recessed Ceiling Down Lighting 暗藏天花燈	1	1	1	1	1	1	1	1	1	1	1	1

Fittings, Finishes and Appliances

裝置、裝修物料及設備

Schedule of Mechanical & Electrical Provisions of Residential Units
住宅單位機電裝置數量說明表

Location 位置	Description 描述	Tower 8 第八座						Tower 9 第九座					
		5/F - 60/F 5樓至60樓			63/F & 65/F 63樓及65樓			5/F - 60/F 5樓至60樓			63/F & 65/F 63樓及65樓		
		A	B	C	A	B	C	A	B	C	A	B	C
Water Closet 洗手間	Mirror Cabinet Light 鏡櫃燈	-	-	-	1	1	1	-	-	-	1	1	1
	Town Gas Water Heater 煤氣熱水爐	-	-	-	1	-	-	-	-	-	1	-	-
Kitchen 廚房	13A Single Socket Outlet 13安培單位電插座	4	4	3	7	7	7	6	4	3	7	7	7
	13A Twin Socket Outlet 13安培雙位電插座	2	2	2	2	2	2	2	2	1	2	2	2
	Switch for Indoor A/C Unit 室內冷氣機接線位	1	1	-	1	1	1	1	1	-	1	1	1
	Double Pole Switch 雙極開關	2	2	1	2	2	2	2	2	1	2	2	2
	Fused Spur Unit 接線位	6	6	6	6	6	6	6	6	6	6	6	6
	TV/FM Outlet 電視及電台插座	1	1	1	1	1	1	1	1	1	1	1	1
	Washing Machine Connection Point (Water Inlet) 洗衣機接駁點(來水位)	1	1	1	1	1	1	1	1	1	1	1	1
	Washing Machine Connection Point (Water Outlet) 洗衣機接駁點(去水位)	1	1	1	1	1	1	1	1	1	1	1	1
	Recessed Ceiling Down Lighting 暗藏天花燈	4	4	4	4	4	3	4	4	3	4	4	4
	Door Bell 門鈴	1	1	1	1	1	1	1	1	1	1	1	1
	Miniature Circuit Breakers Board 總電掣箱	-	-	-	-	-	-	-	-	-	-	-	-
Store 儲物房	Lighting Power Point 燈電插頭位	1	1	1	1	1	1	1	1	1	2	1	1
	Switch for Indoor A/C Unit 室內冷氣機接線位	1	1	1	1	1	1	1	1	1	2	1	1
	13A Single Socket Outlet 13安培單位電插座	1	1	1	1	1	1	1	1	1	1	1	1
	Lighting Switch 燈掣	1	1	1	1	1	1	1	1	1	1	1	1
	Switch for Exhaust Fan 抽氣扇開關掣	1	1	1	1	1	1	1	1	1	1	1	1
	Miniature Circuit Breakers Board 總電掣箱	1	1	1	1	1	1	1	1	1	1	1	1
Water Closet within Store 儲物房內的洗手間	Town Gas Water Heater 煤氣熱水爐	-	-	-	-	-	1	-	-	-	-	-	1
	Recessed Ceiling Down Lighting 暗藏天花燈	1	1	1	1	1	1	1	1	1	1	1	1
Internal Staircase 內置樓梯	Lighting Switch 燈掣	-	-	-	5	5	5	-	-	-	2	2	2
	Lighting Power Point 燈電插頭位	-	-	-	2	2	2	-	-	-	5	5	5
Store under Staircase 樓梯下儲物房	Lighting Switch 燈掣	-	-	-	-	-	-	-	-	-	1	-	-
	Lighting Power Point 燈電插頭位	-	-	-	-	-	-	-	-	-	1	-	-
Balcony, Utility Platform 露台、工作平台	Balcony Light 露台燈	1	1	1	1	1	1	1	1	1	1	1	1
Roof Terrace 平台	Wall Mount Light Point 牆身燈位	1	1	1	1	1	1	-	-	-	2	-	2
	13A Single Socket Outlet 13安培單位電插座	-	-	-	-	-	-	-	-	-	-	-	-
A/C Plant Room 空調機房	Lighting Power Point 燈電插頭位	1	1	1	-	1	2	1	1	1	-	1	2
	Isolator for Outdoor Air Conditioner 室外空調機開關掣	6	6	5	-	5	9	5	6	5	-	5	11
	Town Gas Water Heater 煤氣熱水爐	2	2	2	-	1	2	2	2	2	-	1	2
Upper Roof A/C Plant Room 上層天台空調機房	Isolator for Outdoor Air Conditioner 室外空調機開關掣	-	-	-	11	6	-	-	-	-	12	9	-
Flat Roof 平台	Wall Mount Light Point 牆身燈位	-	-	-	7	7	6	-	-	-	7	7	6
	Water point 來水位	-	-	-	1	1	1	-	-	-	1	1	1
	30A TP isolator 30A 三相開關掣	-	-	-	1	1	1	-	-	-	1	1	1
	20A DP isolator 20A 單相開關掣	-	-	-	1	1	1	-	-	-	1	1	1
	13A Single Socket Outlet 13安培單位電插座	-	-	-	1	1	1	-	-	-	1	1	1

Remarks:

- "1, 2,"denotes the quantity of such provision(s) provided in the residential unit.
- The quantity of the lighting switch shown in the schedule denotes the quantity of switch faceplate.
- 7/F, 13/F, 14/F, 17/F, 24/F, 27/F, 34/F, 37/F, 40/F - 49/F, 53/F, 54/F, 57/F-59/F and 64/F are omitted.

附註:

- "1, 2,"表示提供於該住宅單位內的裝置數量。
- 說明表所顯示的燈掣數量是表示燈掣面板的數量。
- 不設7樓、13樓、14樓、17樓、24樓、27樓、34樓、37樓、40樓 - 49樓、53樓、54樓、57樓-59樓及64樓。

Fittings, Finishes and Appliances

裝置、裝修物料及設備

Schedule of Mechanical & Electrical Provisions of Residential Units
住宅單位機電裝置數量說明表

Location 位置	Description 描述	Tower 10 第十座								
		5/F - 57/F 5樓至57樓				60/F 60樓			61/F 61樓	
		A	B	C	D	A	C	D	A	B
Entrance 大門入口	Door Bell Push Button 門鈴按鈕	1	1	1	1	1	1	1	1	1
Living Room, Dining Room, Corridor to bedrooms 客廳、飯廳、 往睡房之走廊	Switch for Indoor A/C Unit 室內冷氣機接線位	2	2	1	1	3	1	1	3	3
	13A Twin Socket Outlet 13安倍雙位電插座	3	3	3	3	4	3	3	4	4
	13A Single Socket Outlet 13安倍單位電插座	1	1	1	1	1	1	1	1	1
	TV/FM Outlet 電視及電台插座	2	2	2	2	2	2	2	2	2
	Telephone Outlet 電話插座	2	2	2	2	2	2	2	2	2
	Switch for Exhaust Fan 抽氣扇開關掣	2	2	2	2	2	2	2	2	2
	Lighting Switch 燈掣	5	5	5	5	5	5	5	5	4
	Lighting Power Point 燈電插頭位	3	3	3	3	4	3	3	4	4
Master Bedroom 主人睡房	Video Door Phone 視像對講機	1	1	1	1	1	1	1	1	1
	Switch for Indoor A/C Unit 室內冷氣機接線位	1	1	1	1	2	1	1	2	2
	13A Single Socket Outlet 13安倍單位電插座	1	1	1	1	1	1	1	1	1
	13A Twin Socket Outlet 13安倍雙位電插座	1	1	1	1	1	1	1	1	1
	TV/FM Outlet 電視及電台插座	1	1	1	1	1	1	1	1	1
	Telephone Outlet 電話插座	1	1	1	1	1	1	1	1	1
	Switch for Exhaust Fan 抽氣扇開關掣	1	1	1	1	1	1	1	1	1
	D.P. switch for Jacuzzi 按摩缸開關掣	1	1	-	-	1	-	-	1	1
	Lighting Switch 燈掣	2	2	2	2	2	2	2	2	2
Lighting Power Point 燈電插頭位	1	1	1	1	2	1	1	2	1	
Bathroom within Master Bedroom 主人房浴室	13A Single Socket Outlet 13安倍單位電插座	2	2	2	2	2	2	2	2	2
	Town Gas Water Heater Remote Control 煤氣熱水爐溫度控制	1	1	1	1	1	1	1	1	1
	Town Gas Water Heater 煤氣熱水爐	-	-	-	-	-	-	-	-	-
	TV/FM Outlet 電視及電台插座	1	1	1	1	1	1	1	1	1
	Ceiling Light Trough 天花燈槽	1	1	1	1	1	1	1	1	1
	Mirror Cabinet Light 鏡櫃燈	1	1	1	1	1	1	1	1	1
	Recessed Ceiling Down Lighting 暗藏天花燈	2	2	1	1	2	1	1	2	2
Bedroom 1 睡房 1	Switch for Indoor A/C Unit 室內冷氣機接線位	1	1	1	1	1	1	1	1	1
	13A Single Socket Outlet 13安倍單位電插座	2	2	2	2	2	2	2	2	2
	TV/FM Outlet 電視及電台插座	1	1	1	1	1	1	1	1	1
	Telephone Outlet 電話插座	1	1	1	1	1	1	1	1	1
	Switch for Exhaust Fan 抽氣扇開關掣	-	-	-	-	1	-	-	1	1
	Lighting Switch 燈掣	1	1	1	1	2	1	1	2	2
	Lighting Power Point 燈電插頭位	1	1	1	1	1	1	1	1	1
Bathroom within Bedroom 1 睡房 1 浴室	13A Single Socket Outlet 13安倍單位電插座	-	-	-	-	1	-	-	1	1
	Town Gas Water Heater Remote Control 煤氣熱水爐溫度控制	-	-	-	-	1	-	-	1	1
	Town Gas Water Heater 煤氣熱水爐	-	-	-	-	-	-	-	-	-
	Ceiling Light Trough 天花燈槽	-	-	-	-	1	-	-	1	1
	Mirror Cabinet Light 鏡櫃燈	-	-	-	-	1	-	-	1	1
	Recessed Ceiling Down Lighting 暗藏天花燈	-	-	-	-	2	-	-	2	1
Bedroom 2 睡房 2	Switch for Indoor A/C Unit 室內冷氣機接線位	1	1	1	1	1	1	1	1	1
	13A Single Socket Outlet 13安倍單位電插座	2	2	2	2	2	2	2	2	2
	TV/FM Outlet 電視及電台插座	1	1	1	1	1	1	1	1	1
	Telephone Outlet 電話插座	1	1	1	1	1	1	1	1	1
	Switch for Exhaust Fan 抽氣扇開關掣	-	-	-	-	-	-	-	-	-
	Lighting Switch 燈掣	1	1	1	1	1	1	1	1	1
	Lighting Power Point 燈電插頭位	1	1	1	1	1	1	1	1	1

Fittings, Finishes and Appliances

裝置、裝修物料及設備

Schedule of Mechanical & Electrical Provisions of Residential Units
住宅單位機電裝置數量說明表

Location 位置	Description 描述	Tower 10 第十座								
		5/F - 57/F 5樓至57樓				60/F 60樓			61/F 61樓	
		A	B	C	D	A	C	D	A	B
Bedroom 3 睡房3	Switch for Indoor A/C Unit 室內冷氣機接線位	1	1	-	-	1	-	-	1	1
	13A Single Socket Outlet 13安倍單位電插座	2	2	-	-	2	-	-	2	2
	TV/FM Outlet 電視及電台插座	1	1	-	-	1	-	-	1	1
	Telephone Outlet 電話插座	1	1	-	-	1	-	-	1	1
	Switch for Exhaust Fan 抽氣扇開關掣	1	1	-	-	-	-	-	-	-
	Lighting Switch 燈掣	2	2	-	-	1	-	-	1	1
	Lighting Power Point 燈電插頭位	1	1	-	-	1	-	-	1	1
Bathroom within Bedroom 3 睡房3浴室	13A Single Socket Outlet 13安倍單位電插座	1	1	-	-	-	-	-	-	-
	Town Gas Water Heater Remote Control 煤氣熱水爐溫度控制	1	1	-	-	-	-	-	-	-
	Town Gas Water Heater 煤氣熱水爐	-	-	-	-	-	-	-	-	-
	Ceiling Light Trough 天花燈槽	1	1	-	-	-	-	-	-	-
	Mirror Cabinet Light 鏡櫃燈	1	1	-	-	-	-	-	-	-
	Recessed Ceiling Down Lighting 暗藏天花燈	1	1	-	-	-	-	-	-	-
Bathroom 浴室	13A Single Socket Outlet 13安倍單位電插座	-	-	-	-	-	-	-	-	-
	Town Gas Water Heater Remote Control 煤氣熱水爐溫度控制	1	1	1	1	1	1	1	1	1
	TV/FM Outlet 電視及電台插座	-	-	-	-	-	-	-	-	-
	Town Gas Water Heater 煤氣熱水爐	-	-	-	-	-	-	-	-	-
	Ceiling Light Trough 天花燈槽	1	1	1	1	1	1	1	1	1
	Mirror Cabinet Light 鏡櫃燈	1	1	1	1	1	1	1	1	1
	Recessed Ceiling Down Lighting 暗藏天花燈	1	1	1	1	1	1	1	1	1
Water Closet 洗手間	Mirror Cabinet Light 鏡櫃燈	-	-	-	-	-	-	-	-	-
	Town Gas Water Heater 煤氣熱水爐	-	-	-	-	-	-	-	-	-
Kitchen 廚房	13A Single Socket Outlet 13安倍單位電插座	4	4	3	3	6	3	3	7	6
	13A Twin Socket Outlet 13安倍雙位電插座	2	2	2	2	2	2	2	2	2
	Switch for Indoor A/C Unit 室內冷氣機接線位	1	1	-	-	1	-	-	1	1
	Double Pole Switch 雙極開關	2	2	1	1	2	1	1	2	2
	Fused Spur Unit 接線位	5	5	5	5	5	5	5	5	5
	TV/FM Outlet 電視及電台插座	1	1	1	1	1	1	1	1	1
	Washing Machine Connection Point (Water Inlet) 洗衣機接駁點(來水位)	1	1	1	1	1	1	1	1	1
	Washing Machine Connection Point (Water Outlet) 洗衣機接駁點(去水位)	1	1	1	1	1	1	1	1	1
	Recessed Ceiling Down Lighting 暗藏天花燈	3	3	3	3	4	3	3	4	4
	Door Bell 門鈴	1	1	1	1	1	1	1	1	1
	Miniature Circuit Breakers Board 總電掣箱	-	-	1	1	-	1	1	-	-
Store 儲物房	Lighting Power Point 燈電插頭位	1	1	1	1	1	1	1	1	1
	Switch for Indoor A/C Unit 室內冷氣機接線位	1	1	1	1	1	1	1	1	1
	13A Single Socket Outlet 13安倍單位電插座	1	1	1	1	1	1	1	1	1
	Lighting Switch 燈掣	1	1	1	1	1	1	1	1	1
	Switch for Exhaust Fan 抽氣扇開關掣	1	1	-	-	1	-	-	1	1
	Miniature Circuit Breakers Board 總電掣箱	1	1	-	-	1	-	-	1	1
Water Closet within Store 儲物房內的洗手間	Town Gas Water Heater 煤氣熱水爐	-	-	-	-	-	-	-	-	-
	Recessed Ceiling Down Lighting 暗藏天花燈	1	1	-	-	1	-	-	1	1
Internal Staircase 內置樓梯	Lighting Switch 燈掣	-	-	-	-	-	-	-	2	2
	Lighting Power Point 燈電插頭位	-	-	-	-	-	-	-	2	2
Store under Staircase 樓梯下儲物房	Lighting Switch 燈掣	-	-	-	-	-	-	-	-	-
	Lighting Power Point 燈電插頭位	-	-	-	-	-	-	-	-	-
Balcony / Utility Platform 露台 / 工作平台	Balcony Light 露台燈	1	1	1	1	1	1	1	1	1

Fittings, Finishes and Appliances

裝置、裝修物料及設備

Schedule of Mechanical & Electrical Provisions of Residential Units
住宅單位機電裝置數量說明表

Location 位置	Description 描述	Tower 10 第十座								
		5/F - 57/F 5樓至57樓				60/F 60樓			61/F 61樓	
		A	B	C	D	A	C	D	A	B
Roof Terrace 平台	Wall Mount Light Point 牆身燈位	-	-	-	-	2	-	-	5	3
	13A Single Socket Outlet 13安倍單位電插座	-	-	-	-	2	-	-	5	3
A/C Plant Room 空調機房	Lighting Power Point 燈電插頭位	1	1	1	1	1	1	1	1	1
	Isolator for Outdoor Air Conditioner 室外空調機開關掣	6	6	4	4	5	4	4	5	5
	Town Gas Water Heater 煤氣熱水爐	2	2	1	1	2	1	1	2	2
Flat Roof 平台	Wall Mount Light Point 牆身燈位	-	-	-	-	-	-	-	8	8
	Water point 來水位	-	-	-	-	-	-	-	1	1
	30A TP isolator 30A 三相開關掣	-	-	-	-	-	-	-	1	1
	20A DP isolator 20A 單相關關掣	-	-	-	-	-	-	-	1	1
	13A Single Socket Outlet 13安倍單位電插座	-	-	-	-	-	-	-	1	1

Remarks:

- "1, 2,"denotes the quantity of such provision(s) provided in the residential unit.
- The quantity of the lighting switch shown in the schedule denotes the quantity of switch faceplate.
- 13/F, 14/F, 24/F, 34/F, 40/F - 49/F, 53/F, 54/F, 58/F and 59/F are omitted.

附註：

- "1, 2,"表示提供於該住宅單位內的裝置數量。
- 說明表所顯示的燈掣數量是表示燈掣面板的數量。
- 不設 13樓、14樓、24樓、34樓、40樓 - 49樓、53樓、54樓、58樓及59樓。

Fittings, Finishes and Appliances

裝置、裝修物料及設備

Schedule of Mechanical & Electrical Provisions of Residential Units
住宅單位機電裝置數量說明表

Location 位置	Description 描述	Tower 11 第十一座									
		5/F - 57/F 5樓至57樓					60/F 60樓			61/F 61樓	
		A	B	C	D	E	A	C	D	A	B
Entrance 大門入口	Door Bell Push Button 門鈴按鈕	1	1	1	1	1	1	1	1	1	1
Living Room, Dining Room, Corridor to bedrooms 客廳、飯廳、 往睡房之走廊	Switch for Indoor A/C Unit 室內冷氣機接線位	1	1	1	1	1	3	1	1	3	3
	13A Twin Socket Outlet 13安倍雙位電插座	3	3	3	3	3	4	3	3	4	4
	13A Single Socket Outlet 13安倍單位電插座	1	1	1	1	1	1	1	1	1	1
	TV/FM Outlet 電視及電台插座	2	2	2	2	2	2	2	2	2	2
	Telephone Outlet 電話插座	2	2	2	2	2	2	2	2	2	2
	Switch for Exhaust Fan 抽氣扇開關掣	2	2	2	2	2	2	2	2	2	2
	Lighting Switch 燈掣	5	4	4	4	4	5	4	4	4	6
	Lighting Power Point 燈電插頭位	3	3	2	2	2	4	2	2	4	5
Video Door Phone 視像對講機	1	1	1	1	1	1	1	1	1	1	
Master Bedroom 主人睡房	Switch for Indoor A/C Unit 室內冷氣機接線位	1	1	1	1	1	2	1	1	2	2
	13A Single Socket Outlet 13安倍單位電插座	1	1	1	1	1	1	1	1	1	1
	13A Twin Socket Outlet 13安倍雙位電插座	1	1	1	1	1	1	1	1	1	1
	TV/FM Outlet 電視及電台插座	1	1	1	1	1	1	1	1	1	1
	Telephone Outlet 電話插座	1	1	1	1	1	1	1	1	1	1
	Switch for Exhaust Fan 抽氣扇開關掣	1	1	-	-	-	1	-	-	1	1
	D.P. switch for Jacuzzi 按摩缸開關掣	2	2	1	1	1	2	1	1	2	3
	Lighting Switch 燈掣	1	1	1	1	1	2	1	1	2	2
Lighting Power Point 燈電插頭位	1	1	1	1	1	2	1	1	2	2	
Bathroom within Master Bedroom 主人房浴室	13A Single Socket Outlet 13安倍單位電插座	2	2	-	-	-	2	-	-	2	2
	Town Gas Water Heater Remote Control 煤氣熱水爐溫度控制	1	1	-	-	-	1	-	-	1	1
	Town Gas Water Heater 煤氣熱水爐	-	-	-	-	-	-	-	-	-	-
	TV/FM Outlet 電視及電台插座	1	1	-	-	-	1	-	-	1	1
	Ceiling Light Trough 天花燈槽	1	1	-	-	-	1	-	-	1	1
	Mirror Cabinet Light 鏡櫃燈	1	1	-	-	-	1	-	-	1	1
	Recessed Ceiling Down Lighting 暗藏天花燈	2	2	-	-	-	2	-	-	2	2
Bedroom 1 睡房 1	Switch for Indoor A/C Unit 室內冷氣機接線位	1	1	1	1	1	1	1	1	1	1
	13A Single Socket Outlet 13安倍單位電插座	2	2	2	2	2	2	2	2	2	2
	TV/FM Outlet 電視及電台插座	1	1	1	1	1	1	1	1	1	1
	Telephone Outlet 電話插座	1	1	1	1	1	1	1	1	1	1
	Switch for Exhaust Fan 抽氣扇開關掣	-	-	-	-	-	1	-	-	1	-
	Lighting Switch 燈掣	1	1	1	1	1	2	1	1	2	1
	Lighting Power Point 燈電插頭位	1	1	1	1	1	1	1	1	1	1
Bathroom within Bedroom 1 睡房 1 浴室	13A Single Socket Outlet 13安倍單位電插座	-	-	-	-	-	1	-	-	1	-
	Town Gas Water Heater Remote Control 煤氣熱水爐溫度控制	-	-	-	-	-	1	-	-	1	-
	Town Gas Water Heater 煤氣熱水爐	-	-	-	-	-	-	-	-	-	-
	Ceiling Light Trough 天花燈槽	-	-	-	-	-	1	-	-	1	-
	Mirror Cabinet Light 鏡櫃燈	-	-	-	-	-	1	-	-	1	-
	Recessed Ceiling Down Lighting 暗藏天花燈	-	-	-	-	-	2	-	-	2	-
Bedroom 2 睡房 2	Switch for Indoor A/C Unit 室內冷氣機接線位	1	1	-	-	-	1	-	-	1	1
	13A Single Socket Outlet 13安倍單位電插座	2	2	-	-	-	2	-	-	2	2
	TV/FM Outlet 電視及電台插座	1	1	-	-	-	1	-	-	1	1
	Telephone Outlet 電話插座	1	1	-	-	-	1	-	-	1	1
	Switch for Exhaust Fan 抽氣扇開關掣	-	-	-	-	-	-	-	-	-	-
	Lighting Switch 燈掣	1	1	-	-	-	1	-	-	1	1
	Lighting Power Point 燈電插頭位	1	1	-	-	-	1	-	-	1	1

Fittings, Finishes and Appliances

裝置、裝修物料及設備

Schedule of Mechanical & Electrical Provisions of Residential Units
住宅單位機電裝置數量說明表

Location 位置	Description 描述	Tower 11 第十一座									
		5/F - 57/F 5樓至57樓					60/F 60樓			61/F 61樓	
		A	B	C	D	E	A	C	D	A	B
Bedroom 3 睡房 3	Switch for Indoor A/C Unit 室內冷氣機接線位	-	-	-	-	-	1	-	-	1	1
	13A Single Socket Outlet 13安培單位電插座	-	-	-	-	-	2	-	-	2	2
	TV/FM Outlet 電視及電台插座	-	-	-	-	-	1	-	-	1	1
	Telephone Outlet 電話插座	-	-	-	-	-	1	-	-	1	1
	Switch for Exhaust Fan 抽氣扇開關掣	-	-	-	-	-	-	-	-	-	-
	Lighting Switch 燈掣	-	-	-	-	-	1	-	-	1	1
	Lighting Power Point 燈電插頭位	-	-	-	-	-	1	-	-	1	1
Bathroom within Bedroom 3 睡房 3 浴室	13A Single Socket Outlet 13安培單位電插座	-	-	-	-	-	-	-	-	-	-
	Town Gas Water Heater Remote Control 煤氣熱水爐溫度控制	-	-	-	-	-	-	-	-	-	-
	Town Gas Water Heater 煤氣熱水爐	-	-	-	-	-	-	-	-	-	-
	Ceiling Light Trough 天花燈槽	-	-	-	-	-	-	-	-	-	-
	Mirror Cabinet Light 鏡櫃燈	-	-	-	-	-	-	-	-	-	-
	Recessed Ceiling Down Lighting 暗藏天花燈	-	-	-	-	-	-	-	-	-	-
Bathroom 浴室	13A Single Socket Outlet 13安培單位電插座	-	-	2	2	2	-	2	2	-	-
	Town Gas Water Heater Remote Control 煤氣熱水爐溫度控制	1	1	1	1	1	1	1	1	1	1
	TV/FM Outlet 電視及電台插座	-	-	1	1	1	-	1	1	-	-
	Town Gas Water Heater 煤氣熱水爐	-	-	-	-	-	-	-	-	-	-
	Ceiling Light Trough 天花燈槽	1	1	1	1	1	1	1	1	1	1
	Mirror Cabinet Light 鏡櫃燈	1	1	1	1	1	1	1	1	1	1
	Recessed Ceiling Down Lighting 暗藏天花燈	1	1	1	1	1	1	1	1	1	1
Water Closet 洗手間	Mirror Cabinet Light 鏡櫃燈	-	-	-	-	-	-	-	-	-	-
	Town Gas Water Heater 煤氣熱水爐	-	-	-	-	-	-	-	-	-	-
Kitchen 廚房	13A Single Socket Outlet 13安培單位電插座	3	3	3	3	3	6	3	3	7	7
	13A Twin Socket Outlet 13安培雙位電插座	2	2	2	2	2	2	2	2	2	2
	Switch for Indoor A/C Unit 室內冷氣機接線位	-	-	-	-	-	1	-	-	1	1
	Double Pole Switch 雙極開關	2	1	1	1	1	2	1	1	2	2
	Fused Spur Unit 接線位	6	6	6	6	6	6	6	6	6	6
	TV/FM Outlet 電視及電台插座	1	1	1	1	1	1	1	1	1	1
	Washing Machine Connection Point (Water Inlet) 洗衣機接駁點(來水位)	1	1	1	1	1	1	1	1	1	1
	Washing Machine Connection Point (Water Outlet) 洗衣機接駁點(去水位)	1	1	1	1	1	1	1	1	1	1
	Recessed Ceiling Down Lighting 暗藏天花燈	3	3	3	3	3	3	3	3	3	3
	Door Bell 門鈴	1	1	1	1	1	1	1	1	1	1
	Miniature Circuit Breakers Board 總電掣箱	-	-	1	1	1	-	1	1	-	-
Store 儲物房	Lighting Power Point 燈電插頭位	2	1	-	-	-	1	-	-	1	1
	Switch for Indoor A/C Unit 室內冷氣機接線位	2	1	-	-	-	1	-	-	1	1
	13A Single Socket Outlet 13安培單位電插座	2	1	-	-	-	1	-	-	1	1
	Lighting Switch 燈掣	2	1	-	-	-	1	-	-	1	1
	Switch for Exhaust Fan 抽氣扇開關掣	1	1	-	-	-	1	-	-	1	1
	Miniature Circuit Breakers Board 總電掣箱	1	1	-	-	-	1	-	-	1	1
Water Closet within Store 儲物房內的洗手間	Town Gas Water Heater 煤氣熱水爐	-	-	-	-	-	-	-	-	-	-
	Recessed Ceiling Down Lighting 暗藏天花燈	1	1	-	-	-	1	-	-	1	1
Internal Staircase 內置樓梯	Lighting Switch 燈掣	-	-	-	-	-	-	-	-	2	2
	Lighting Power Point 燈電插頭位	-	-	-	-	-	-	-	-	2	2
Store under Staircase 樓梯下儲物房	Lighting Switch 燈掣	-	-	-	-	-	-	-	-	-	-
	Lighting Power Point 燈電插頭位	-	-	-	-	-	-	-	-	-	-

Fittings, Finishes and Appliances

裝置、裝修物料及設備

Schedule of Mechanical & Electrical Provisions of Residential Units
住宅單位機電裝置數量說明表

Location 位置	Description 描述	Tower 11 第十一座										
		5/F - 57/F 5樓至57樓					60/F 60樓			61/F 61樓		
		A	B	C	D	E	A	C	D	A	B	
Balcony, Utility Platform 露台、工作平台	Balcony Light 露台燈	1	1	1	1	1	1	1	1	1	1	
Roof Terrace 平台	Wall Mount Light Point 牆身燈位	-	-	-	-	-	-	-	-	-	5	5
	13A Single Socket Outlet 13安倍單位電插座	-	-	-	-	-	-	-	-	-	1	1
A/C Plant Room 空調機房	Lighting Power Point 燈電插頭位	1	1	1	1	1	1	1	1	1	1	1
	Isolator for Outdoor Air Conditioner 室外空調機開關掣	5	5	2	2	2	5	2	2	5	5	
	Town Gas Water Heater 煤氣熱水爐	2	2	1	1	1	2	1	1	2	2	
Flat Roof 平台	Wall Mount Light Point 牆身燈位	-	-	-	-	-	-	-	-	-	7	9
	Water point 來水位	-	-	-	-	-	-	-	-	-	1	1
	30A TP isolator 30A 三相開關掣	-	-	-	-	-	-	-	-	-	1	1
	20A DP isolator 20A 單相開關掣	-	-	-	-	-	-	-	-	-	1	1
	13A Single Socket Outlet 13安倍單位電插座	-	-	-	-	-	-	-	-	-	1	1

Remarks:

- "1, 2,"denotes the quantity of such provision(s) provided in the residential unit.
- The quantity of the lighting switch shown in the schedule denotes the quantity of switch faceplate.
- 13/F, 14/F, 24/F, 34/F, 40/F - 49/F, 53/F, 54/F, 58/F and 59/F are omitted.

附註：

- "1, 2,"表示提供於該住宅單位內的裝置數量。
- 說明表所顯示的燈掣數量是表示燈掣面板的數量。
- 不設 13樓、14樓、24樓、34樓、40樓 - 49樓、53樓、54樓、58樓及59樓。

Service Agreements 服務協議

Potable and flushing water is supplied by Water Supplies Department.

Electricity is supplied by CLP Power Hong Kong Limited.

Towngas is supplied by The Hong Kong and China Gas Company Limited.

食水及沖廁水由水務署供應。

電力由中華電力有限公司供應。

煤氣由香港中華煤氣有限公司供應。

Government Rent 地稅

The Vendor will pay/has paid (as the case may be) all outstanding Government rent in respect of the Lot from the date of the land grant of the Lot up to and including the date of the assignment of the residential property.

賣方將會或已經繳付(視情況而定)有關該地段由批地文件之日期起計直至相關住宅物業轉讓契日期(包括該日)之地稅。

Miscellaneous Payments by Purchaser 買方的雜項付款

On the delivery of the vacant possession of the residential property to the purchaser, the purchaser is liable to reimburse the owner for the deposits for water, electricity and gas.

On the delivery, the purchaser is liable to pay to the owner debris removal fee (which is non-refundable and non-transferable).

在向買方交付住宅物業在空置情況下的管有權時，買方須負責向擁有人補還水、電及煤氣之按金。

在交付時，買方須向擁有人支付一項清理廢料的費用(該費用不予退還，不可轉名)。

Defects Liability Warranty Period 欠妥之處的保養責任期

The vendor shall, at its own cost and as soon as reasonably practicable after receipt of a written notice served by the purchaser within 6 months after the date of completion of the sale and purchase of the residential property, remedy any defects in that property, or in the fittings, finishes or appliances as set out in the agreement for sale and purchase concerned, caused otherwise than by the act or neglect of the purchaser.

凡物業或於買賣合約列出裝設於物業內的裝置、裝修物料或設備有欠妥之處，而該欠妥之處並非由買方行為或疏忽造成，則賣方在接獲買方在買賣成交日期後的6個月內送達的書面通知後，須於合理地切實可行的範圍內盡快自費作補救。

Not Applicable

不適用

Not Applicable

不適用

Relevant Information 有關資料

1. Noise Mitigation Measures

The living room, dining room and bedrooms of the below listed residential units are provided with aluminum windows with glazing of minimum 8mm thick and air conditioners pursuant to the Hong Kong Planning Standards and Guidelines to reduce traffic noise impact from Tai Po Road.

Tower 座	Residential Units 住宅單位
1	Units A from 5/F to 57/F, Units B from 5/F to 56/F. 5至57樓A單位，5至56樓B單位。 (Note: 13/F, 14/F, 24/F, 34/F, 40-49/F, 53/F, 54/F are omitted.) (備註：不設13樓、14樓、24樓、34樓、40至49樓、53樓、54樓。)
2	Units A from 5/F to 57/F, Units B from 5/F to 55/F. 5至57樓A單位，5至55樓B單位。 (Note: 13/F, 14/F, 24/F, 34/F, 40-49/F, 53/F, 54/F are omitted.) (備註：不設13樓、14樓、24樓、34樓、40至49樓、53樓、54樓。)
3	Units A from 5/F to 60/F, Units B from 5/F to 57/F. 5至60樓A單位，5至57樓B單位。 (Note: 13/F, 14/F, 24/F, 34/F, 40-49/F, 53/F, 54/F, 58/F, 59/F are omitted.) (備註：不設13樓、14樓、24樓、34樓、40至49樓、53樓、54樓、58樓、59樓。)
5	Units A from 5/F to 60/F, Units B from 5/F to 57/F. 5至60樓A單位，5至57樓B單位。 (Note: 13/F, 14/F, 24/F, 34/F, 40-49/F, 53/F, 54/F, 58/F, 59/F are omitted.) (備註：不設13樓、14樓、24樓、34樓、40至49樓、53樓、54樓、58樓、59樓。)
6	Units A from 5/F to 61/F, Units B from 5/F to 57/F. 5至61樓A單位，5至57樓B單位。 (Note: 13/F, 14/F, 24/F, 34/F, 40-49/F, 53/F, 54/F, 58/F, 59/F are omitted.) (備註：不設13樓、14樓、24樓、34樓、40至49樓、53樓、54樓、58樓、59樓。)
7	Units A from 6/F to 61/F, Units B from 5/F to 57/F. 6至61樓A單位，5至57樓B單位。 (Note: 13/F, 14/F, 24/F, 34/F, 40-49/F, 53/F, 54/F, 58/F, 59/F are omitted.) (備註：不設13樓、14樓、24樓、34樓、40至49樓、53樓、54樓、58樓、59樓。)
8	Units B from 26/F to 65/F. 26至65樓B單位。 (Note: 27/F, 34/F, 37/F, 40-49/F, 53/F, 54/F, 57-59/F, 64/F are omitted.) (備註：不設27樓、34樓、37樓、40至49樓、53樓、54樓、57至59樓、64樓。)

1. 噪音緩解措施

下列之住宅單位的客廳、飯廳及睡房均按照《香港規劃標準與準則》裝有少於8毫米厚玻璃之鋁窗及空調裝備以減少源自大埔公路之交通噪音。

Address of the Website designated by the Vendor for the Phase of the Development
發展項日期數指定的互聯網網站的網址

The address of the website designated by the vendor for the phase of the Development for the purposes of Part 2 of the Residential Properties (First-hand Sales) Ordinance: **www.thepalazzo.hk**

賣方為施行《一手住宅物業銷售條例》第2部而就發展項日期數指定的互聯網網站的網址：

www.thepalazzo.hk

Information in Application for Concession on Gross Floor Area of Building 申請建築物總樓面面積寬免的資料

Latest information on breakdown of GFA concessions as shown on the general building plans submitted to and approved by the Building Authority (BA) prior to the printing of the sales brochure is tabulated below. The breakdown of GFA concessions may be subject to further changes until final amendment plans are submitted to and approved by the BA prior to the issuance of the occupation permit for the development.

於印製售樓說明書前呈交予並已獲建築事務監督批准的一般建築圖則上有關總樓面面積寬免的分項的最新資料，請見下表。直至最終修訂圖則於發出佔用許可證前呈交予並獲建築事務監督批准前，以下分項資料仍可能有所修改。

Disregarded GFA under Building (Planning) Regulations 23(3)(b) 根據《建築物（規劃）規例》第23(3)(b)條不計算的總樓面面積			Area(m ²) 面積(平方米)
1.	Carpark and loading/unloading area excluding public transport terminus	停車場及上落客貨地方（公共交通總站除外）	11,429.386
2.	Plant rooms and similar services	機房及相類設施	
2.1	Mandatory feature or essential plant room, area of which is limited by respective Practice Notes for Authorized Persons, Registered Structural Engineers and Registered Geotechnical Engineers (PNAP) or regulation such as lift machine room, telecommunications and broadcasting (TBE) room, refuse storage and material recovery chamber, etc.	所佔面積受相關《認可人士、註冊結構工程師及註冊岩土工程師作業備考》或規例限制的強制性設施及必要機房，例如升降機機房、電訊及廣播設備室、垃圾及物料回收房等	1,017.504
2.2	Mandatory feature or essential plant room, area of which is NOT limited by any PNAP or regulation such as room occupied solely by fire services installations (FSI) and equipment, meter room, transformer room, potable and flushing water tank, etc.	所佔面積不受任何《認可人士、註冊結構工程師及註冊岩土工程師作業備考》或規例限制的強制性設施或必要機房，例如僅供消防裝置及設備佔用的房間、電錶房、電力變壓房、食水及鹹水缸等	4,091.350
2.3	Non-mandatory or non-essential plant room such as air-conditioning plant room, air handling unit (AHU) room, etc.	非強制性或非必要機房，例如空調機房、風櫃房等	5,533.507
Green Features under Joint Practice Notes 1 and 2 根據《聯合作業備考》第1號和第2號提供的環保設施			Area(m ²) 面積(平方米)
3.	Balcony	露台	3,365.198
4.	Wider common corridor and lift lobby	加闊的公用走廊及升降機大堂	2,068.094
5.	Communal sky garden	公用空中花園	1,749.381
6.	Acoustic fin	隔聲簷	8.750
7.	Wing wall, wind catcher and funnel	翼牆、捕風器及風斗	N/A
8.	Non-structural prefabricated external wall	非結構性預製外牆	3,163.023
9.	Utility platform	工作平台	2,062.500
10.	Noise barrier	隔音屏障	582.075

Note:
The above table is based on the requirements as stipulated in the Practice Note for Authorized Persons, Registered Structural Engineers and Registered Geotechnical Engineers ADM-2 issued by the Buildings Department. The Buildings Department may revise such requirements from time to time as appropriate.

備註：
上述表格是根據屋宇署所發出的《認可人士、註冊結構工程師及註冊岩土工程師作業備考》ADM-2規定的要求而制訂的。屋宇署會按實際需要不時更改有關要求。

Information in Application for Concession on Gross Floor Area of Building 申請建築物總樓面面積寬免的資料

Amenity Features 適意設施			Area(m ²) 面積(平方米)
11.	Counter, office, store, guard room and lavatory for watchman and management staff, Owners' Corporation Office	供保安人員和管理處員工使用的櫃枱、辦公室、儲物室、警衛室和廁所、業主立案法團辦公室	156.799
12.	Residential recreational facilities including void, plant room, swimming pool filtration plant room, covered walkway etc serving solely the recreational facilities	住宅康樂設施，包括僅供康樂設施使用的中空、機房、游泳池的濾水器機房、有蓋人行道等	7,103.04
13.	Covered landscaped and play area	有上蓋的園景區及遊樂場	201.015
14.	Horizontal screens / covered walkways, trellis	橫向屏障／有蓋人行道、花棚	35.488
15.	Larger lift shaft	擴大升降機井道	3,684.018
16.	Chimney shaft	煙囪管道	N/A
17.	Other non-mandatory or non-essential plant room, such as boiler room, satellite master antenna television (SMATV) room.	其他非強制性或非必要機房，例如爐房、衛星電視共用天線房	7.293
18.	Pipe duct, air duct for mandatory feature or essential plant room	強制性設施或必要機房所需的管槽、氣槽	322.091
19.	Pipe duct, air duct for non-mandatory or non-essential plant room	非強制性設施或非必要機房所需的管槽、氣槽	
20.	Plant room, pipe duct, air duct for environmentally friendly system and feature.	環保系統及設施所需的機房、管槽及氣槽	N/A
21.	Void in duplex domestic flat and house	複式住宅單位及洋房的中空	N/A
22.	Projections such as air-conditioning box and platform with a projection of more than 750 mm from the external wall.	其他伸出物，如空調機箱或伸出外牆超過750毫米的空調機平台	N/A
Other Exempted Items 其他獲豁免的項目			Area(m ²) 面積(平方米)
23.	Refuge floor including refuge floor cum sky garden	庇護層，包括庇護層兼空中花園	3,649.661
24.	Other projections	其他伸出物	N/A
25.	Public transport terminus	公共交通總站	N/A
26.	Party structure and common staircase	共用構築物及樓梯	N/A
27.	Horizontal area of staircase, lift shaft and vertical duct solely serving floor accepted as not being accountable for GFA.	僅供獲接納不計入總樓面面積的樓層使用的樓梯、升降機槽及垂直管道的水平面積	N/A
28.	Public passage	公眾通道	342.260
29.	Covered set back areas	因樓宇後移導致的覆蓋面積	N/A
Bonus GFA 額外總樓面面積			
30.	Bonus GFA	額外總樓面面積	N/A

The approved general building plans of this development are not subject to the requirements stipulated in the Practice Note for Authorized Persons, Registered Structural Engineers and Registered Geotechnical Engineers APP-151 issued by the Building Authority. Environmental assessment and information on the estimated energy performance or consumption for the common parts of this development were not required to be submitted to the Building Authority as a prerequisite for the granting of gross floor area concessions.

本發展項目的經批准一般建築圖則不受由建築事務監督發出的《認可人士、註冊結構工程師及註冊岩土工程師作業備考》APP-151規定規限。本發展項目的環境評估及公用部分的預計能量表現或消耗的資料無須呈交建築事務監督，以作為批予總樓面面積寬免的先決條件。

Note:

The above table is based on the requirements as stipulated in the Practice Note for Authorized Persons, Registered Structural Engineers and Registered Geotechnical Engineers ADM-2 issued by the Buildings Department. The Buildings Department may revise such requirements from time to time as appropriate.

備註:

上述表格是根據屋宇署所發出的《認可人士、註冊結構工程師及註冊岩土工程師作業備考》ADM-2規定的要求而制訂的。屋宇署會按實際需要不時更改有關要求。

There may be future change to the development and the surroundings areas.

發展項目及其周邊地區日後可能出現改變。

Date of Printing: 19th January 2018
印刷日期：2018年1月19日

Examination Record

檢視紀錄

Examination/Revision Date 檢視/修改日期	Revision Made 所作修改		
	Page Number in version with print date 19 Jan 2018 2018年1月19日印製版本之頁次	Page Number in revised version with examination date on 19 Apr 2018 2018年4月19日檢視版本之頁次	Revision Made 所作修改
19 Apr 2018 2018年4月19日	19	19	Location Plan has been updated with reference to latest survey sheets. 參照最新的測繪圖更新發展項目的所在位置圖。
	23	23	Outline Zoning Plan Relating to the Development has been corrected. 已更正關乎發展項目的分區計劃大綱圖。

Examination/Revision Date 檢視/修改日期	Revision Made 所作修改		
	Page Number in revised version with examination date on 19 Apr 2018 2018年4月19日檢視版本之頁次	Page Number in revised version with examination date on 21 June 2018 2018年6月21日檢視版本之頁次	Revision Made 所作修改
21 June 2018 2018年6月21日	19	19	Location Plan has been updated. 更新發展項目的所在位置圖。
	23, 24	23, 24	Outline Zoning Plan Relating to the Development has been updated. 更新關乎發展項目的分區計劃大綱圖。

