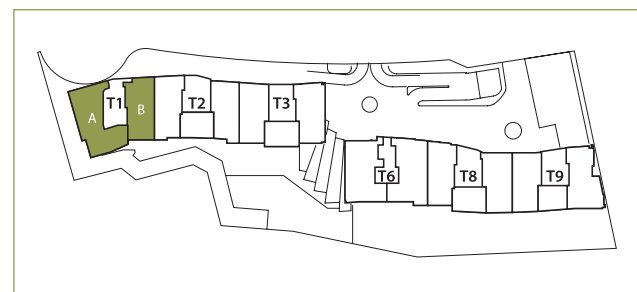




比例尺 SCALE 0(m) 1 2 3 4 5



圖例 Legend:

冷氣機位 A/C	花園 Garden	平台 Flat Roof	抽風槽 EAD	電錶房 EMR	工作平台 U.P.	電梯槽 Lift Shaft
浴室 Bath	喉管井 P.W.	多用途 儲物室 Store	垃圾回收房 內之風扇房 Fan Room for RSR	水池 Pool	電梯大堂 Lobby	電錶房 Check Meter Cabinet
垃圾回收房 RSR	家庭室 FAM.	管道槽 P.D.	露台 Balcony	工作平台之 簷蓋 Canopy for U.P.	主人房 Master Bedroom	鋁遮陽篷 Aluminium Sunshade
水錶櫃 W.M.C	消防喉轆 (高位) HR AT H/L	客廳 Room	廚房 Kitchen	櫃台 Pantry	書房 Study	電錶箱 EMC
飯廳 Dining Room	建築裝飾 Architectural Feature	花槽 Planter	電梯 Lift	睡房 Bedroom	電線槽 T.D.	

平面圖所列之數字為以毫米標示之建築結構尺寸。

The dimensions in floor plans are all structural dimensions in millimeter.

住宅單位的層與層之間的高度，3樓為3.25米；5樓至32樓為3.1米。

Floor to floor height to each residential property. 3/F is 3.25m; 5/F to 32/F is 3.1m.

平面圖的相關資料

- 部份住宅單位之假天花內裝置有冷氣及/或其他機電設備。
- 部份百葉窗(如有)安裝於假天花之上且沒於平面圖顯示。
- 露台(如有)、工作平台(如有)及平台(如有)內可能裝有喉管建築裝飾及/或其他機電設備，其位置請參考有關建築圖則。

Floor Plans Related

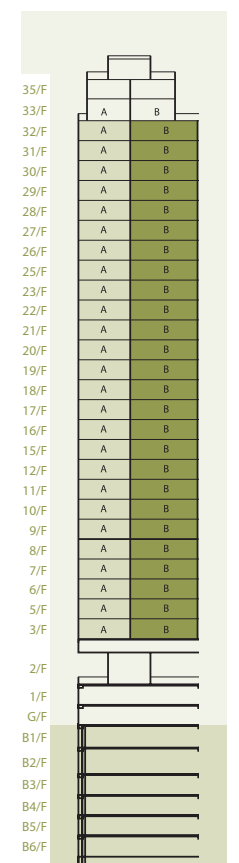
- There are ceiling bulkheads in some residential units for enclosing the air-conditioning system and/or M&E services.
- Some louvers (if any) that are hidden in false ceilings may not be indicated on the floor plans.
- There may be pipes, architectural features and/or M&E services within the balconies (if any), utility platforms (if any) and flat roofs (if any). Please refer to the relevant Building Plans for their locations.

每個住宅物業的樓板(不包括灰泥)的厚度根據已批准結構圖則如下:

The thickness of floor slabs (excluding plaster) in the residential properties varies, according to the information set out in the approved structural plans are listed as follows:

第一座 Tower 1

樓層 Floor	每個住宅物業的樓板(不包括灰泥)的厚度(毫米) Thickness of floor slabs (excluding plaster) of each residential property (mm)
5/F-31/F	125, 150, 175
32/F	150, 175



住宅由3樓開始，不設4、13、14、24及34樓。

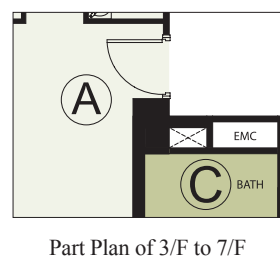
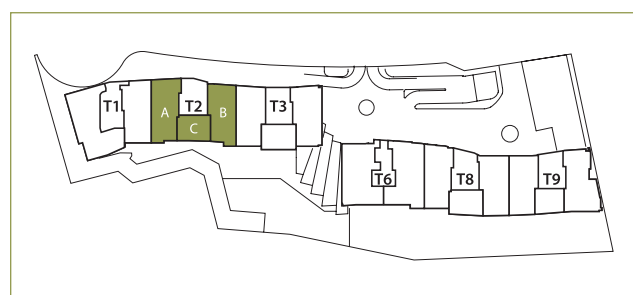
Residential floors start from 3/F and 4/F, 13/F, 14/F, 24/F & 34/F are omitted.

因住宅物業的較高樓層的結構牆的厚度遞減，較高樓層的內部面積，一般比較低樓層的內部面積稍大。

The internal areas of the residential properties on the upper floors will generally be slightly larger than those on the lower floors because of the reducing thickness of the structural walls on the upper floors.



比例尺 SCALE 0(m) 1 2 3 4 5



圖例 Legend:

冷氣機位 A/C	花園 Garden	平台 Flat Roof	抽風槽 EAD	電錶房 EMR	工作平台 U.P.	電梯槽 Lift Shaft
浴室 Bath	喉管井 P.W.	多用途 儲物室 Store	垃圾回收房 內之風扇房 Fan Room for RSR	水池 Pool	電梯大堂 Lobby	電錶房 Check Meter Cabinet
垃圾回收房 RSR	家庭室 FAM.	管道槽 P.D.	露台 Balcony	工作平台之 簷蓋 Canopy for U.P.	主人房 Master Bedroom	鋁遮陽篷 Aluminium Sunshade
水錶櫃 W.M.C	消防喉轆 (高位) HR AT H/L	客廳 Living Room	廚房 Kitchen	櫃台 Pantry	書房 Study	電錶箱 EMC
飯廳 Dining Room	建築裝飾 Architectural Feature	花槽 Planter	電梯 Lift	睡房 Bedroom	電線槽 T.D.	

平面圖所列之數字為以毫米標示之建築結構尺寸。

The dimensions in floor plans are all structural dimensions in millimeter.

住宅單位的層與層之間的高度，3樓為3.25米；5樓至32樓為3.1米。

Floor to floor height to each residential property. 3/F is 3.25m; 5/F to 32/F is 3.1m.

平面圖的相關資料

- 部份住宅單位的假天花內裝置有冷氣及/或其他機電設備。
- 部份百葉窗(如有)安裝於假天花之上且沒於平面圖顯示。
- 露台(如有)、工作平台(如有)及平台(如有)內可能裝有喉管建築裝飾及/或其他機電設備，其位置請參考有關建築圖則。

Floor Plans Related

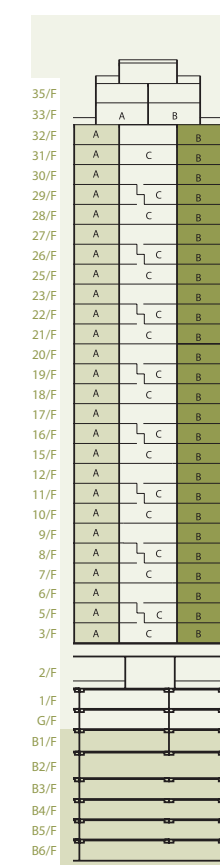
- There are ceiling bulkheads in some residential units for enclosing the air-conditioning system and/or M&E services.
- Some louvers (if any) that are hidden in false ceilings may not be indicated on the floor plans.
- There may be pipes, architectural features and/or M&E services within the balconies (if any), utility platforms (if any) and flat roofs (if any). Please refer to the relevant Building Plans for their locations.

每個住宅物業的樓板(不包括灰泥)的厚度根據已批准結構圖則如下：

The thickness of floor slabs (excluding plaster) in the residential properties varies, according to the information set out in the approved structural plans are listed as follows:

第二座 Tower 2

樓層 Floor	每個住宅物業的樓板(不包括灰泥)的厚度(毫米) Thickness of floor slabs (excluding plaster) of each residential property (mm)
5/F-31/F	125, 150, 175
32/F	150, 175

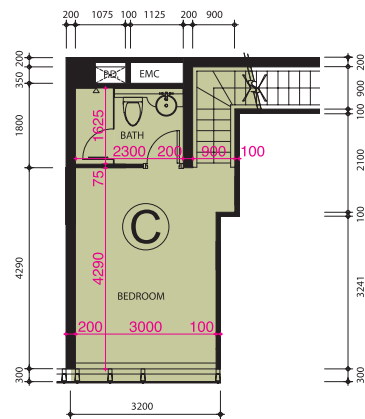


因住宅物業的較高樓層的結構牆的厚度遞減，較高樓層的內部面積，一般比較低樓層的內部面積稍大。

The internal areas of the residential properties on the upper floors will generally be slightly larger than those on the lower floors because of the reducing thickness of the structural walls on the upper floors.

住宅由3樓開始，不設4、13、14、24及34樓。

Residential floors start from 3/F and 4/F, 13/F, 14/F, 24/F & 34/F are omitted.

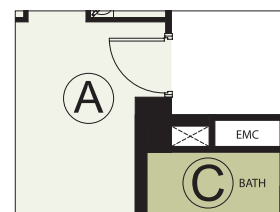
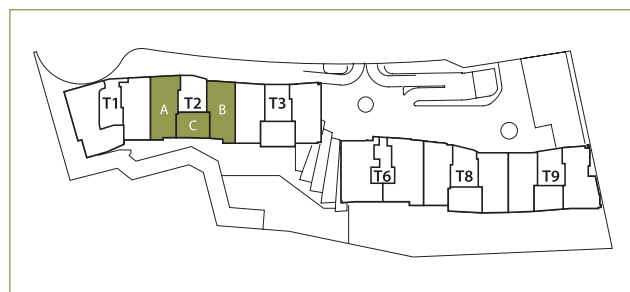


複式單位上層
Upper Part of Duplex Unit
(5/F, 8/F, 11/F, 16/F, 19/F, 22/F, 26/F, 29/F)

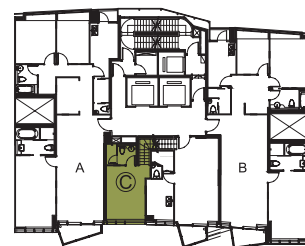


複式單位下層
Lower Part of Duplex Unit
(3/F, 7/F, 10/F, 15/F, 18/F, 21/F, 25/F, 28/F)

比例尺 SCALE 0(m) 1 2 3 4 5



Part Plan of 3/F to 7/F



圖例 Legend:

冷氣機位 A/C	花園 Garden	平台 Flat Roof	抽風槽 EAD	電錶房 EMR	工作平台 U.P.	電梯槽 Lift Shaft
浴室 Bath	喉管井 P.W.	多用途 儲物室 Store	垃圾回收房 內之風扇房 Fan Room for RSR	水池 Pool	電梯大堂 Lobby	電錶房 Check Meter Cabinet
垃圾回收房 RSR	家庭室 FAM.	管道槽 P.D.	露台 Balcony	工作平台之 簷蓋 Canopy for U.P.	主人房 Master Bedroom	鋁遮陽篷 Aluminium Sunshade
水錶櫃 W.M.C	消防喉轆 (高位) HR AT H/L	客廳 Living Room	廚房 Kitchen	櫃台 Pantry	書房 Study	電錶箱 EMC
飯廳 Dining Room	建築裝飾 Architectural Feature	花槽 Planter	電梯 Lift	睡房 Bedroom	電線槽 T.D.	

平面圖所列之數字為以毫米標示之建築結構尺寸。

The dimensions in floor plans are all structural dimensions in millimeter.

住宅單位的層與層之間的高度，3樓為3.25米；5樓至32樓為3.1米。

Floor to floor height to each residential property. 3/F is 3.25m; 5/F to 32/F is 3.1m.

平面圖的相關資料

- 部份住宅單位之假天花內裝置有冷氣及/或其他機電設備。
- 部份百葉窗(如有)安裝於假天花之上且沒於平面圖顯示。
- 露台(如有)、工作平台(如有)及平台(如有)內可能裝有喉管建築裝飾及/或其他機電設備，其位置請參考有關建築圖則。

Floor Plans Related

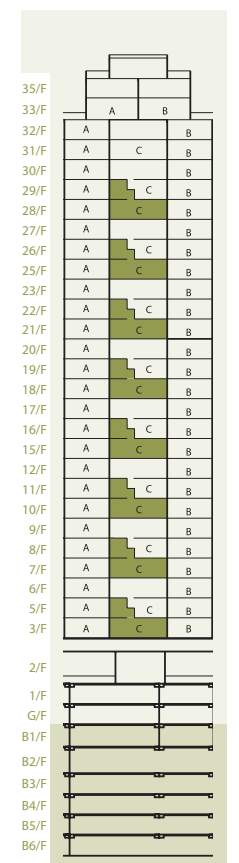
- There are ceiling bulkheads in some residential units for enclosing the air-conditioning system and/or M&E services.
- Some louvers (if any) that are hidden in false ceilings may not be indicated on the floor plans.
- There may be pipes, architectural features and/or M&E services within the balconies (if any), utility platforms (if any) and flat roofs (if any). Please refer to the relevant Building Plans for their locations.

每個住宅物業的樓板(不包括灰泥)的厚度根據已批准結構圖則如下:

The thickness of floor slabs (excluding plaster) in the residential properties varies, according to the information set out in the approved structural plans are listed as follows:

第二座 Tower 2

樓層 Floor	每個住宅物業的樓板(不包括灰泥)的厚度(毫米) Thickness of floor slabs (excluding plaster) of each residential property (mm)
5/F-31/F	125, 150, 175
32/F	150, 175



因住宅物業的較高樓層的結構牆的厚度遞減，較高樓層的內部面積，一般比較低樓層的內部面積稍大。

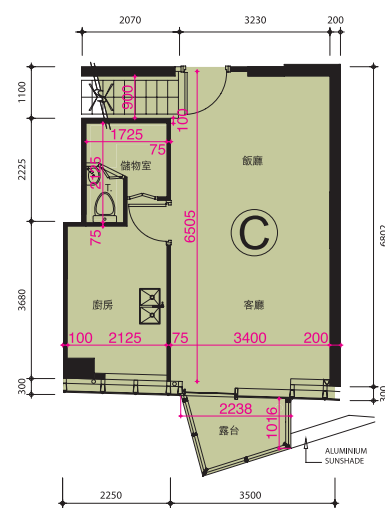
The internal areas of the residential properties on the upper floors will generally be slightly larger than those on the lower floors because of the reducing thickness of the structural walls on the upper floors.

住宅由3樓開始，不設4、13、14、24及34樓。

Residential floors start from 3/F and 4/F, 13/F, 14/F, 24/F & 34/F are omitted.

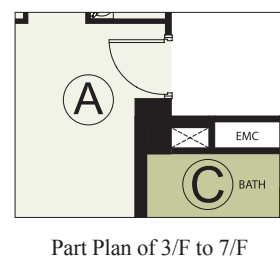
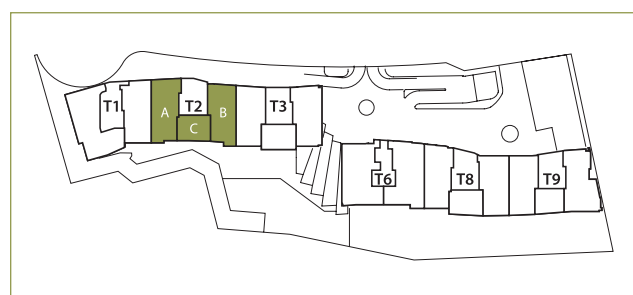


複式單位上層
Upper Part of Duplex Unit
(6/F, 9/F, 12/F, 17/F, 20/F, 23/F, 27/F, 30/F)



複式單位下層
Lower Part of Duplex Unit
(5/F, 8/F, 11/F, 16/F, 19/F, 22/F, 26/F, 29/F)

比例尺 SCALE 0(m) 1 2 3 4 5



圖例 Legend:

冷氣機位 A/C	花園 Garden	平台 Flat Roof	抽風槽 EAD	電錶房 EMR	工作平台 U.P.	電梯槽 Lift Shaft
浴室 Bath	喉管井 P.W.	多用途 儲物室 Store	垃圾回收房 內之風扇房 Fan Room for RSR	水池 Pool	電梯大堂 Lobby	電錶房 Check Meter Cabinet
垃圾回收房 RSR	家庭室 FAM.	管道槽 P.D.	露台 Balcony	工作平台之 簷蓋 Canopy for U.P.	主人房 Master Bedroom	鋁遮陽篷 Aluminium Sunshade
水錶櫃 W.M.C	消防喉轆 (高位) HR AT H/L	客廳 Living Room	廚房 Kitchen	櫃台 Pantry	書房 Study	電錶箱 EMC
飯廳 Dining Room	建築裝飾 Architectural Feature	花槽 Planter	電梯 Lift	睡房 Bedroom	電線槽 T.D.	

平面圖所列之數字為以毫米標示之建築結構尺寸。

The dimensions in floor plans are all structural dimensions in millimeter.

住宅單位的層與層之間的高度，3樓為3.25米；5樓至32樓為3.1米。

Floor to floor height to each residential property. 3/F is 3.25m; 5/F to 32/F is 3.1m.

平面圖的相關資料

- 部份住宅單位之假天花內裝置有冷氣及/或其他機電設備。
- 部份百葉窗(如有)安裝於假天花之上且沒於平面圖顯示。
- 露台(如有)、工作平台(如有)及平台(如有)內可能裝有喉管建築裝飾及/或其他機電設備，其位置請參考有關建築圖則。

Floor Plans Related

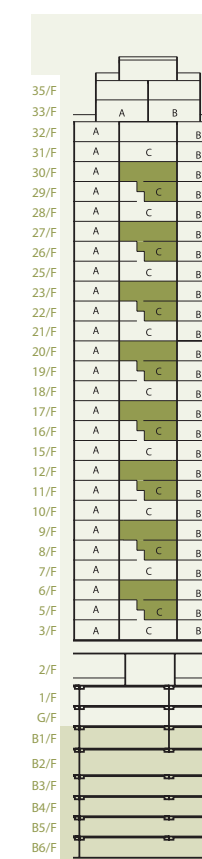
- There are ceiling bulkheads in some residential units for enclosing the air-conditioning system and/or M&E services.
- Some louvers (if any) that are hidden in false ceilings may not be indicated on the floor plans.
- There may be pipes, architectural features and/or M&E services within the balconies (if any), utility platforms (if any) and flat roofs (if any). Please refer to the relevant Building Plans for their locations.

每個住宅物業的樓板(不包括灰泥)的厚度根據已批准結構圖則如下：

The thickness of floor slabs (excluding plaster) in the residential properties varies, according to the information set out in the approved structural plans are listed as follows:

第二座 Tower 2

樓層 Floor	每個住宅物業的樓板(不包括灰泥)的厚度(毫米) Thickness of floor slabs (excluding plaster) of each residential property (mm)
5/F-31/F	125, 150, 175
32/F	150, 175



因住宅物業的較高樓層的結構牆的厚度遞減，較高樓層的內部面積，一般比較低樓層的內部面積稍大。

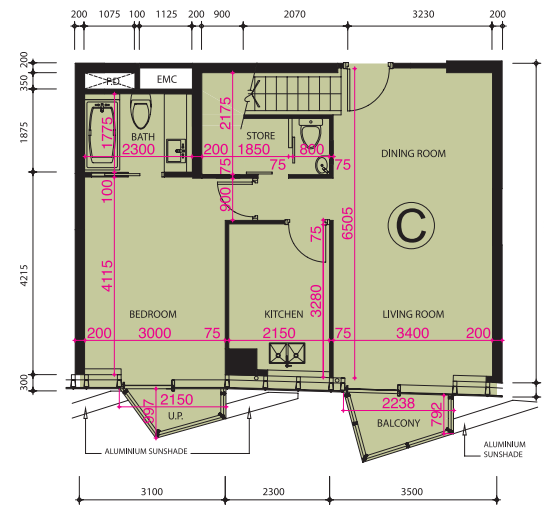
The internal areas of the residential properties on the upper floors will generally be slightly larger than those on the lower floors because of the reducing thickness of the structural walls on the upper floors.

住宅由3樓開始，不設4、13、14、24及34樓。

Residential floors start from 3/F and 4/F, 13/F, 14/F, 24/F & 34/F are omitted.

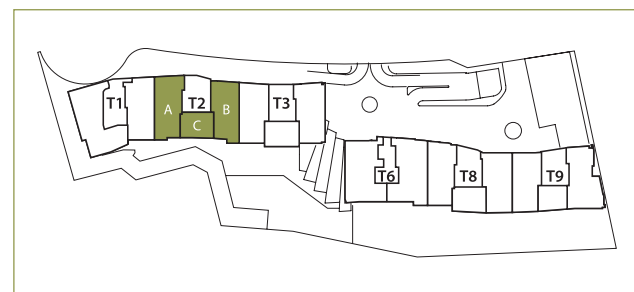


複式單位上層
Upper Part of Duplex Unit
(32/F)



複式單位下層
Lower Part of Duplex Unit
(31/F)

比例尺 SCALE 0(m) 1 2 3 4 5



圖例 Legend:

冷氣機位 A/C	花園 Garden	平台 Flat Roof	抽風槽 EAD	電錶房 EMR	工作平台 U.P.	電梯槽 Lift Shaft
浴室 Bath	喉管井 P.W.	多用途 儲物室 Store	垃圾回收房 內之風扇房 Fan Room for RSR	水池 Pool	電梯大堂 Lobby	電錶房 Check Meter Cabinet
垃圾回收房 RSR	家庭室 FAM.	管道槽 P.D.	露台 Balcony	工作平台之 簷蓋 Canopy for U.P.	主人房 Master Bedroom	鋁遮陽篷 Aluminium Sunshade
水錶櫃 W.M.C	消防喉轆 (高位) HR AT H/L	客廳 Living Room	廚房 Kitchen	櫃台 Pantry	書房 Study	電錶箱 EMC
飯廳 Dining Room	建築裝飾 Architectural Feature	花槽 Planter	電梯 Lift	睡房 Bedroom	電線槽 T.D.	

平面圖所列之數字為以毫米標示之建築結構尺寸。

The dimensions in floor plans are all structural dimensions in millimeter.

住宅單位的層與層之間的高度，3樓為3.25米；5樓至32樓為3.1米。

Floor to floor height to each residential property. 3/F is 3.25m; 5/F to 32/F is 3.1m.

平面圖的相關資料

- 部份住宅單位之假天花內裝置有冷氣及/或其他機電設備。
- 部份百葉窗(如有)安裝於假天花之上且沒於平面圖顯示。
- 露台(如有)、工作平台(如有)及平台(如有)內可能裝有喉管建築裝飾及/或其他機電設備，其位置請參考有關建築圖則。

Floor Plans Related

- There are ceiling bulkheads in some residential units for enclosing the air-conditioning system and/or M&E services.
- Some louvers (if any) that are hidden in false ceilings may not be indicated on the floor plans.
- There may be pipes, architectural features and/or M&E services within the balconies (if any), utility platforms (if any) and flat roofs (if any). Please refer to the relevant Building Plans for their locations.

每個住宅物業的樓板(不包括灰泥)的厚度根據已批准結構圖則如下:

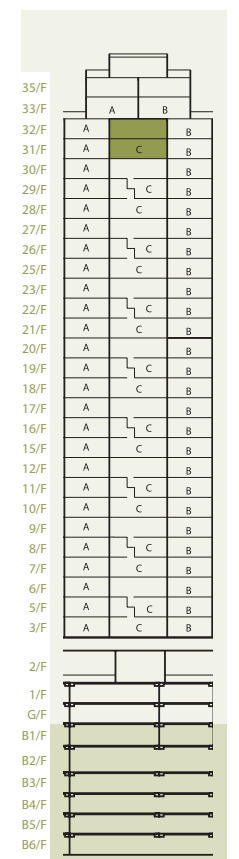
The thickness of floor slabs (excluding plaster) in the residential properties varies, according to the information set out in the approved structural plans are listed as follows:

第二座 Tower 2

樓層 Floor	每個住宅物業的樓板(不包括灰泥)的厚度(毫米) Thickness of floor slabs (excluding plaster) of each residential property (mm)
5/F-31/F	125, 150, 175
32/F	150, 175

因住宅物業的較高樓層的結構牆的厚度遞減，較高樓層的內部面積，一般比較低樓層的內部面積稍大。

The internal areas of the residential properties on the upper floors will generally be slightly larger than those on the lower floors because of the reducing thickness of the structural walls on the upper floors.

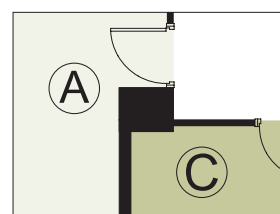
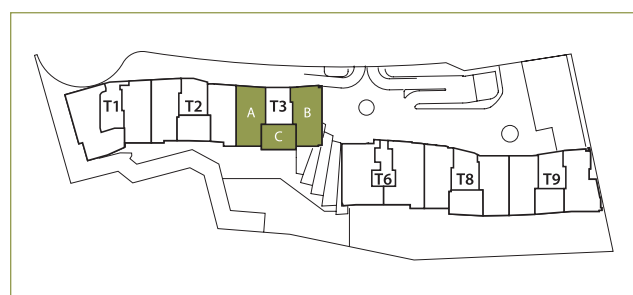


住宅由3樓開始，不設4、13、14、24及34樓。

Residential floors start from 3/F and 4/F, 13/F, 14/F, 24/F & 34/F are omitted.



比例尺 SCALE 0(m) 1 2 3 4 5



Part Plan of 3/F to 7/F

圖例 Legend:

冷氣機位 A/C	花園 Garden	平台 Flat Roof	抽風槽 EAD	電錶房 EMR	工作平台 U.P.	電梯槽 Lift Shaft
浴室 Bath	喉管井 P.W.	多用途 儲物室 Store	垃圾回收房 內之風扇房 Fan Room for RSR	水池 Pool	電梯大堂 Lobby	電錶房 Check Meter Cabinet
垃圾回收房 RSR	家庭室 FAM.	管道槽 P.D.	露台 Balcony	工作平台之 簷蓋 Canopy for U.P.	主人房 Master Bedroom	鋁遮陽篷 Aluminium Sunshade
水錶櫃 W.M.C	消防喉轆 (高位) HR AT H/L	客廳 Living Room	廚房 Kitchen	櫃台 Pantry	書房 Study	電錶箱 EMC
飯廳 Dining Room	建築裝飾 Architectural Feature	花槽 Planter	電梯 Lift	睡房 Bedroom	電線槽 T.D.	

平面圖所列之數字為以毫米標示之建築結構尺寸。

The dimensions in floor plans are all structural dimensions in millimeter.

住宅單位的層與層之間的高度，3樓為3.25米；5樓至32樓為3.1米。

Floor to floor height to each residential property. 3/F is 3.25m; 5/F to 32/F is 3.1m.

平面圖的相關資料

- 部份住宅單位之假天花內裝置有冷氣及/或其他機電設備。
- 部份百葉窗(如有)安裝於假天花之上且沒於平面圖顯示。
- 露台(如有)、工作平台(如有)及平台(如有)內可能裝有喉管建築裝飾及/或其他機電設備，其位置請參考有關建築圖則。

Floor Plans Related

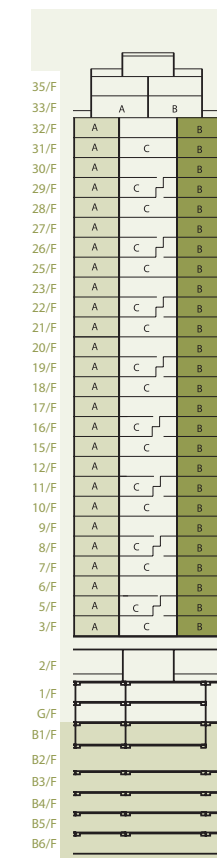
- There are ceiling bulkheads in some residential units for enclosing the air-conditioning system and/or M&E services.
- Some louvers (if any) that are hidden in false ceilings may not be indicated on the floor plans.
- There may be pipes, architectural features and/or M&E services within the balconies (if any), utility platforms (if any) and flat roofs (if any). Please refer to the relevant Building Plans for their locations.

每個住宅物業的樓板(不包括灰泥)的厚度根據已批准結構圖則如下：

The thickness of floor slabs (excluding plaster) in the residential properties varies, according to the information set out in the approved structural plans are listed as follows:

第三座 Tower 3

樓層 Floor	每個住宅物業的樓板(不包括灰泥)的厚度(毫米) Thickness of floor slabs (excluding plaster) of each residential property (mm)
5/F-31/F	125, 150, 175
32/F	150, 175

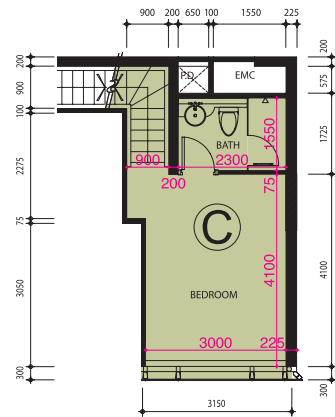


因住宅物業的較高樓層的結構牆的厚度遞減，較高樓層的內部面積，一般比較低樓層的內部面積稍大。

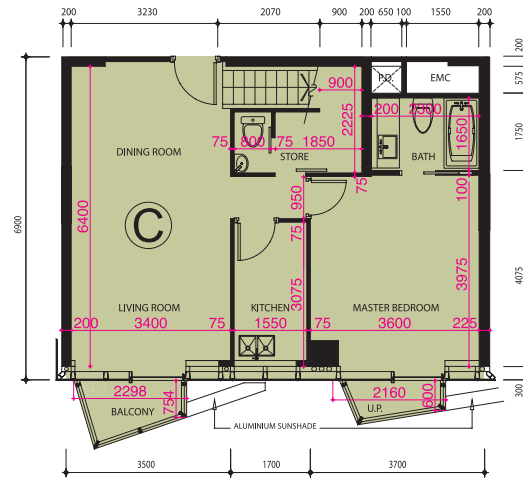
The internal areas of the residential properties on the upper floors will generally be slightly larger than those on the lower floors because of the reducing thickness of the structural walls on the upper floors.

住宅由3樓開始，不設4、13、14、24及34樓。

Residential floors start from 3/F and 4/F, 13/F, 14/F, 24/F & 34/F are omitted.

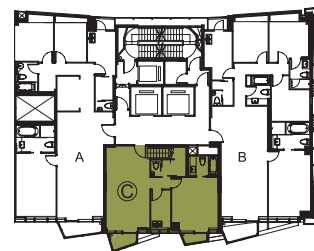
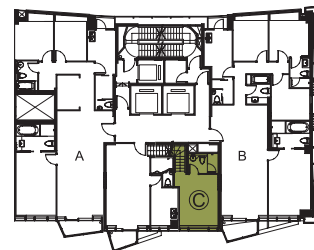
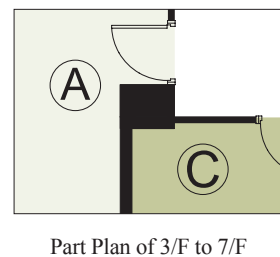
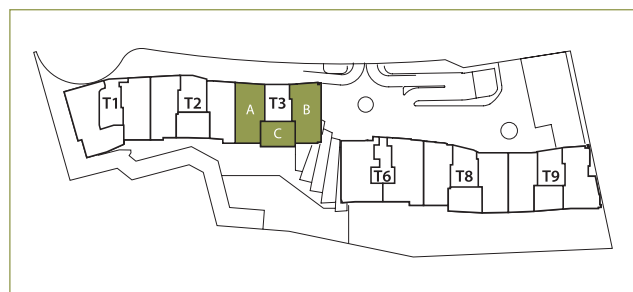


複式單位上層
Upper Part of Duplex Unit
(5/F, 8/F, 11/F, 16/F, 19/F, 22/F, 26/F, 29/F)



複式單位下層
Lower Part of Duplex Unit
(3/F, 7/F, 10/F, 15/F, 18/F, 21/F, 25/F, 28/F)

比例尺 SCALE 0(m) 1 2 3 4 5



圖例 Legend:

冷氣機位 A/C	花園 Garden	平台 Flat Roof	抽風槽 EAD	電錶房 EMR	工作平台 U.P.	電梯槽 Lift Shaft
浴室 Bath	喉管井 P.W.	多用途 儲物室 Store	垃圾回收房 內之風扇房 Fan Room for RSR	水池 Pool	電梯大堂 Lobby	電錶房 Check Meter Cabinet
垃圾回收房 RSR	家庭室 FAM.	管道槽 P.D.	露台 Balcony	工作平台之 簷蓋 Canopy for U.P.	主人房 Master Bedroom	鋁遮陽篷 Aluminium Sunshade
水錶櫃 W.M.C	消防喉轆 (高位)	客廳 Living Room	廚房 Kitchen	櫃台 Pantry	書房 Study	電錶箱 EMC
飯廳 Dining Room	建築裝飾 Architectural Feature	花槽 Planter	電梯 Lift	睡房 Bedroom	電線槽 T.D.	

平面圖所列之數字為以毫米標示之建築結構尺寸。

The dimensions in floor plans are all structural dimensions in millimeter.

住宅單位的層與層之間的高度，3樓為3.25米；5樓至32樓為3.1米。

Floor to floor height to each residential property. 3/F is 3.25m; 5/F to 32/F is 3.1m.

平面圖的相關資料

- 部份住宅單位之假天花內裝置有冷氣及/或其他機電設備。
- 部份百葉窗(如有)安裝於假天花之上且沒於平面圖顯示。
- 露台(如有)、工作平台(如有)及平台(如有)內可能裝有喉管建築裝飾及/或其他機電設備，其位置請參考有關建築圖則。

Floor Plans Related

- There are ceiling bulkheads in some residential units for enclosing the air-conditioning system and/or M&E services.
- Some louvers (if any) that are hidden in false ceilings may not be indicated on the floor plans.
- There may be pipes, architectural features and/or M&E services within the balconies (if any), utility platforms (if any) and flat roofs (if any). Please refer to the relevant Building Plans for their locations.

每個住宅物業的樓板(不包括灰泥)的厚度根據已批准結構圖則如下:

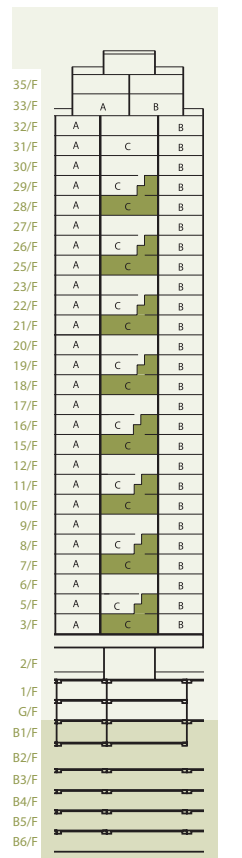
The thickness of floor slabs (excluding plaster) in the residential properties varies, according to the information set out in the approved structural plans are listed as follows:

第三座 Tower 3

樓層 Floor	每個住宅物業的樓板(不包括灰泥)的厚度(毫米) Thickness of floor slabs (excluding plaster) of each residential property (mm)
5/F-31/F	125, 150, 175
32/F	150, 175

因住宅物業的較高樓層的結構牆的厚度遞減，較高樓層的內部面積，一般比較低樓層的內部面積稍大。

The internal areas of the residential properties on the upper floors will generally be slightly larger than those on the lower floors because of the reducing thickness of the structural walls on the upper floors.

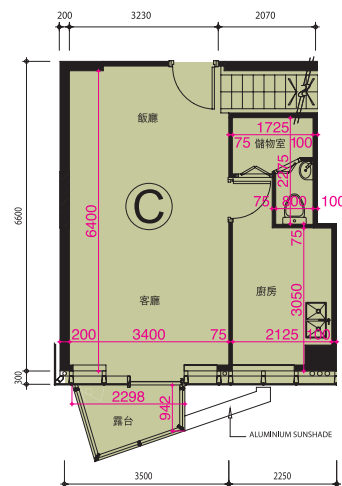


住宅由3樓開始，不設4、13、14、24及34樓。

Residential floors start from 3/F and 4/F, 13/F, 14/F, 24/F & 34/F are omitted.

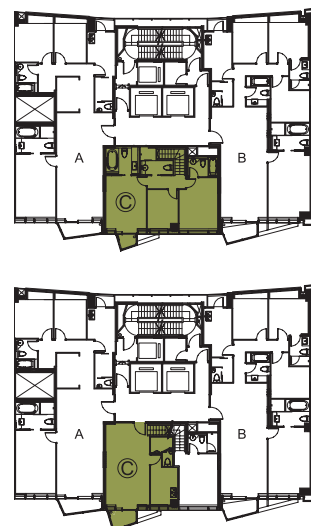
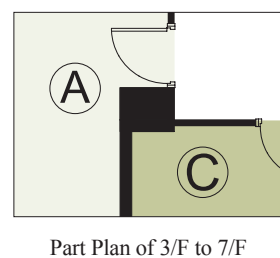
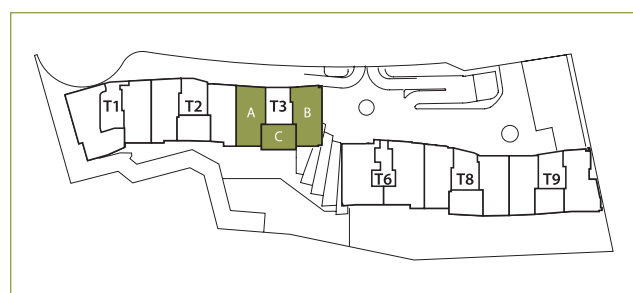


複式單位上層
Upper Part of Duplex Unit
(6/F, 9/F, 12/F, 17/F, 20/F, 23/F, 27/F, 30/F)



複式單位下層
Lower Part of Duplex Unit
(5/F, 8/F, 11/F, 16/F, 19/F, 22/F, 26/F, 29/F)

比例尺 SCALE 0(m) 1 2 3 4 5



圖例 Legend:

冷氣機位 A/C	花園 Garden	平台 Flat Roof	抽風槽 EAD	電錶房 EMR	工作平台 U.P.	電梯槽 Lift Shaft
浴室 Bath	喉管井 P.W.	多用途 儲物室 Store	垃圾回收房 內之風扇房 Fan Room for RSR	水池 Pool	電梯大堂 Lobby	電錶房 Check Meter Cabinet
垃圾回收房 RSR	家庭室 FAM.	管道槽 P.D.	露台 Balcony	工作平台之 簷蓋 Canopy for U.P.	主人房 Master Bedroom	鋁遮陽篷 Aluminium Sunshade
水錶櫃 W.M.C	消防喉轆 (高位) HR AT H/L	客廳 Living Room	廚房 Kitchen	櫃台 Pantry	書房 Study	電錶箱 EMC
飯廳 Dining Room	建築裝飾 Architectural Feature	花槽 Planter	電梯 Lift	睡房 Bedroom	電線槽 T.D.	

平面圖所列之數字為以毫米標示之建築結構尺寸。

The dimensions in floor plans are all structural dimensions in millimeter.

住宅單位的層與層之間的高度，3樓為3.25米；5樓至32樓為3.1米。

Floor to floor height to each residential property. 3/F is 3.25m; 5/F to 32/F is 3.1m.

平面圖的相關資料

- 部份住宅單位之假天花內裝置有冷氣及/或其他機電設備。
- 部份百葉窗(如有)安裝於假天花之上且沒於平面圖顯示。
- 露台(如有)、工作平台(如有)及平台(如有)內可能裝有喉管建築裝飾及/或其他機電設備，其位置請參考有關建築圖則。

Floor Plans Related

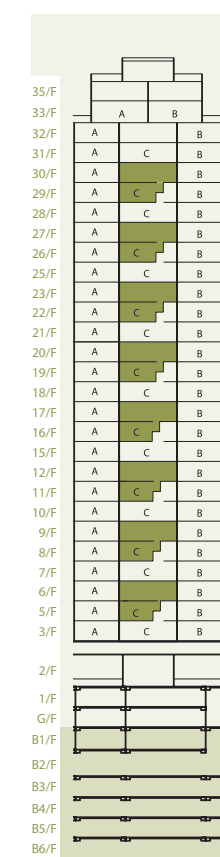
- There are ceiling bulkheads in some residential units for enclosing the air-conditioning system and/or M&E services.
- Some louvers (if any) that are hidden in false ceilings may not be indicated on the floor plans.
- There may be pipes, architectural features and/or M&E services within the balconies (if any), utility platforms (if any) and flat roofs (if any). Please refer to the relevant Building Plans for their locations.

每個住宅物業的樓板(不包括灰泥)的厚度根據已批准結構圖則如下：

The thickness of floor slabs (excluding plaster) in the residential properties varies, according to the information set out in the approved structural plans are listed as follows:

第三座 Tower 3

樓層 Floor	每個住宅物業的樓板(不包括灰泥)的厚度(毫米) Thickness of floor slabs (excluding plaster) of each residential property (mm)
5/F-31/F	125, 150, 175
32/F	150, 175



因住宅物業的較高樓層的結構牆的厚度遞減，較高樓層的內部面積，一般比較低樓層的內部面積稍大。

The internal areas of the residential properties on the upper floors will generally be slightly larger than those on the lower floors because of the reducing thickness of the structural walls on the upper floors.

住宅由3樓開始，不設4、13、14、24及34樓。

Residential floors start from 3/F and 4/F, 13/F, 14/F, 24/F & 34/F are omitted.

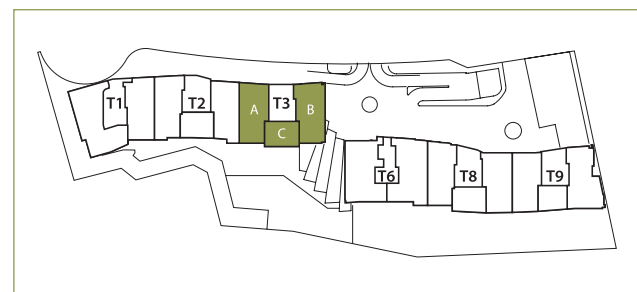


複式單位上層
Upper Part of Duplex Unit
(32/F)



複式單位下層
Lower Part of Duplex Unit
(31/F)

比例尺 SCALE 0(m) 1 2 3 4 5



圖例 Legend:

冷氣機位 A/C	花園 Garden	平台 Flat Roof	抽風槽 EAD	電錶房 EMR	工作平台 U.P.	電梯槽 Lift Shaft
浴室 Bath	喉管井 P.W.	多用途 儲物室 Store	垃圾回收房 內之風扇房 Fan Room for RSR	水池 Pool	電梯大堂 Lobby	電錶房 Check Meter Cabinet
垃圾回收房 RSR	家庭室 FAM.	管道槽 P.D.	露台 Balcony	工作平台之 簷蓋 Canopy for U.P.	主人房 Master Bedroom	鋁遮陽篷 Aluminium Sunshade
水錶櫃 W.M.C	消防喉轆 (高位) HR AT H/L	客廳 Living Room	廚房 Kitchen	櫃台 Pantry	書房 Study	電錶箱 EMC
飯廳 Dining Room	建築裝飾 Architectural Feature	花槽 Planter	電梯 Lift	睡房 Bedroom	電線槽 T.D.	

平面圖所列之數字為以毫米標示之建築結構尺寸。

The dimensions in floor plans are all structural dimensions in millimeter.

住宅單位的層與層之間的高度，3樓為3.25米；5樓至32樓為3.1米。

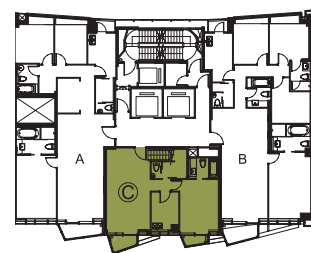
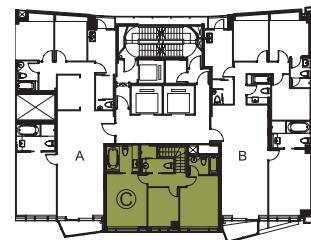
Floor to floor height to each residential property. 3/F is 3.25m; 5/F to 32/F is 3.1m.

平面圖的相關資料

- 部份住宅單位之假天花內裝置有冷氣及/或其他機電設備。
- 部份百葉窗(如有)安裝於假天花之上且沒於平面圖顯示。
- 露台(如有)、工作平台(如有)及平台(如有)內可能裝有喉管建築裝飾及/或其他機電設備，其位置請參考有關建築圖則。

Floor Plans Related

- There are ceiling bulkheads in some residential units for enclosing the air-conditioning system and/or M&E services.
- Some louvers (if any) that are hidden in false ceilings may not be indicated on the floor plans.
- There may be pipes, architectural features and/or M&E services within the balconies (if any), utility platforms (if any) and flat roofs (if any). Please refer to the relevant Building Plans for their locations.



每個住宅物業的樓板(不包括灰泥)的厚度根據已批准結構圖則如下:

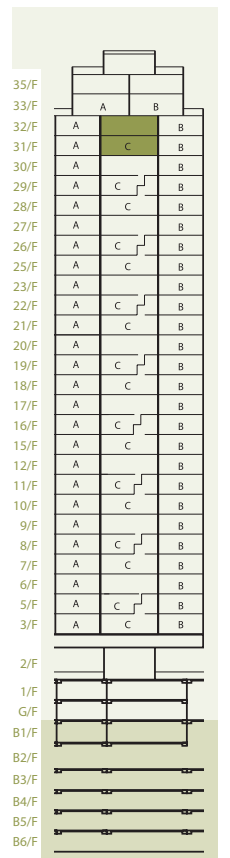
The thickness of floor slabs (excluding plaster) in the residential properties varies, according to the information set out in the approved structural plans are listed as follows:

第三座 Tower 3

樓層 Floor	每個住宅物業的樓板(不包括灰泥)的厚度(毫米) Thickness of floor slabs (excluding plaster) of each residential property (mm)
5/F-31/F	125, 150, 175
32/F	150, 175

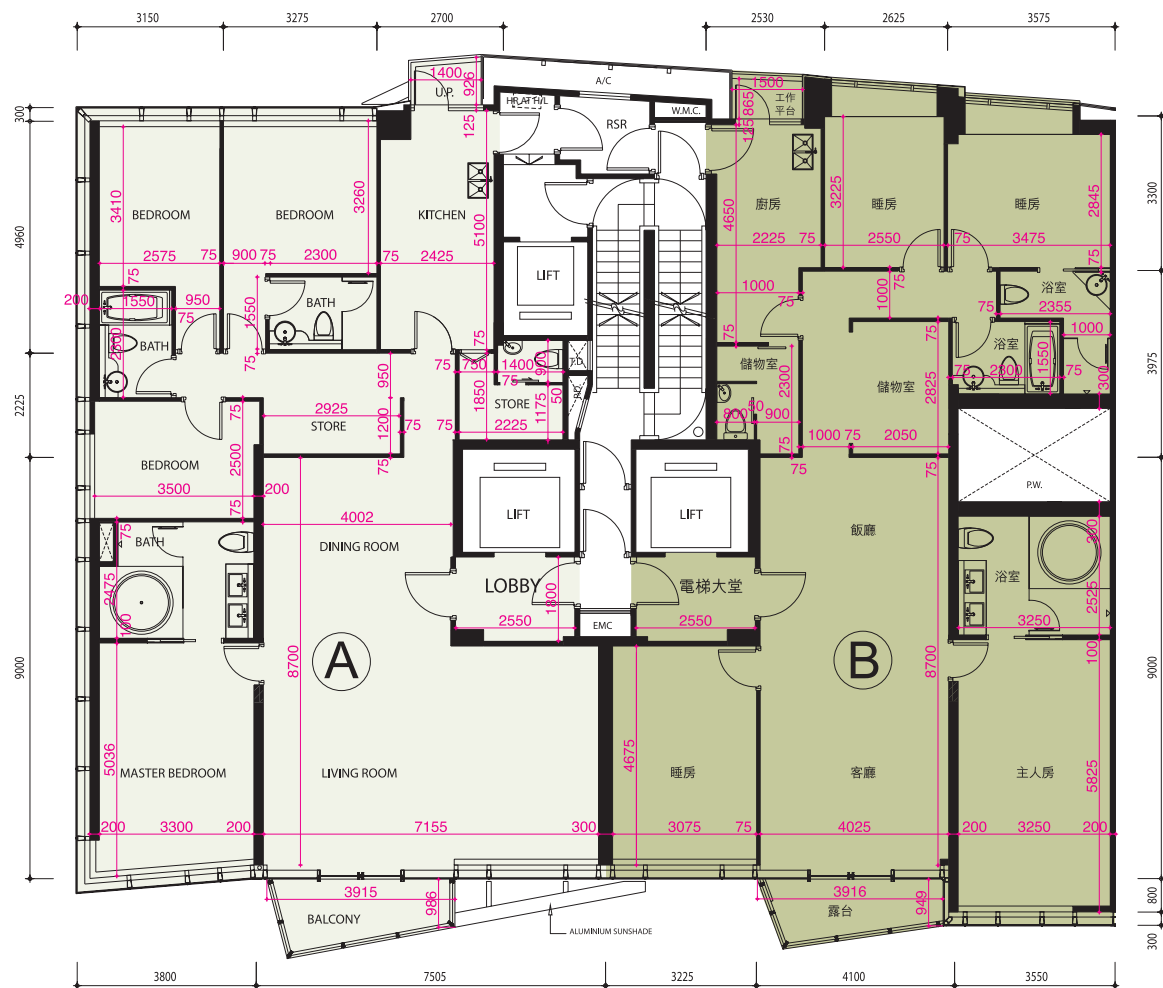
因住宅物業的較高樓層的結構牆的厚度遞減，較高樓層的內部面積，一般比較低樓層的內部面積稍大。

The internal areas of the residential properties on the upper floors will generally be slightly larger than those on the lower floors because of the reducing thickness of the structural walls on the upper floors.

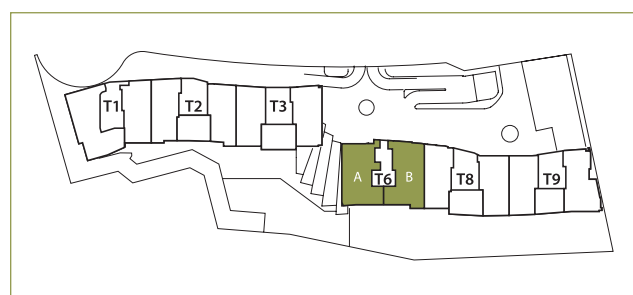


住宅由3樓開始，不設4、13、14、24及34樓。

Residential floors start from 3/F and 4/F, 13/F, 14/F, 24/F & 34/F are omitted.



比例尺 SCALE 0(m) 1 2 3 4 5



圖例 Legend:

冷氣機位 A/C	花園 Garden	平台 Flat Roof	抽風槽 EAD	電錶房 EMR	工作平台 U.P.	電梯槽 Lift Shaft
浴室 Bath	喉管井 P.W.	多用途 儲物室 Store	垃圾回收房 內之風扇房 Fan Room for RSR	水池 Pool	電梯大堂 Lobby	電錶房 Check Meter Cabinet
垃圾回收房 RSR	家庭室 FAM.	管道槽 P.D.	露台 Balcony	工作平台之 簷蓋 Canopy for U.P.	主人房 Master Bedroom	鋁遮陽篷 Aluminium Sunshade
水錶櫃 W.M.C	消防喉轆 (高位) HR AT H/L	客廳 Living Room	廚房 Kitchen	櫃台 Pantry	書房 Study	電錶箱 EMC
飯廳 Dining Room	建築裝飾 Architectural Feature	花槽 Planter	電梯 Lift	睡房 Bedroom	電線槽 T.D.	

平面圖所列之數字為以毫米標示之建築結構尺寸。

The dimensions in floor plans are all structural dimensions in millimeter.

住宅單位的層與層之間的高度，3樓為3.25米；5樓至32樓為3.1米。

Floor to floor height to each residential property. 3/F is 3.25m; 5/F to 32/F is 3.1m.

平面圖的相關資料

- 部份住宅單位之假天花內裝置有冷氣及/或其他機電設備。
- 部份百葉窗(如有)安裝於假天花之上且沒於平面圖顯示。
- 露台(如有)、工作平台(如有)及平台(如有)內可能裝有喉管建築裝飾及/或其他機電設備，其位置請參考有關建築圖則。

Floor Plans Related

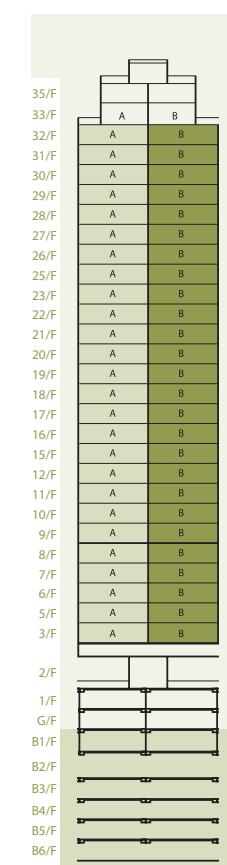
- There are ceiling bulkheads in some residential units for enclosing the air-conditioning system and/or M&E services.
- Some louvers (if any) that are hidden in false ceilings may not be indicated on the floor plans.
- There may be pipes, architectural features and/or M&E services within the balconies (if any), utility platforms (if any) and flat roofs (if any). Please refer to the relevant Building Plans for their locations.

每個住宅物業的樓板(不包括灰泥)的厚度根據已批准結構圖則如下：

The thickness of floor slabs (excluding plaster) in the residential properties varies, according to the information set out in the approved structural plans are listed as follows:

第六座 Tower 6

樓層 Floor	每個住宅物業的樓板 (不包括灰泥)的厚度 (毫米) Thickness of floor slabs (excluding plaster) of each residential property (mm)
5/F-31/F	125, 150, 175
32/F	150, 175



因住宅物業的較高樓層的結構牆的厚度遞減，較高樓層的內部面積，一般比較低樓層的內部面積稍大。

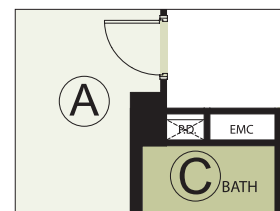
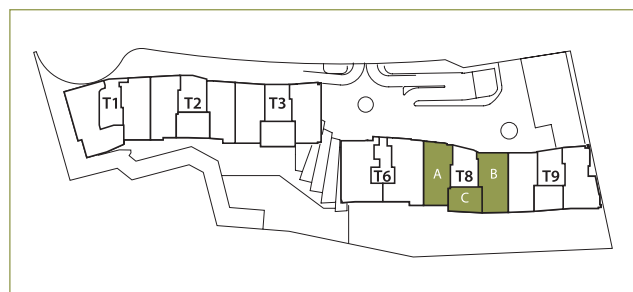
The internal areas of the residential properties on the upper floors will generally be slightly larger than those on the lower floors because of the reducing thickness of the structural walls on the upper floors.

住宅由3樓開始，不設4、13、14、24及34樓。

Residential floors start from 3/F and 4/F, 13/F, 14/F, 24/F & 34/F are omitted.



比例尺 SCALE 0(m) 1 2 3 4 5



Part Plan of 3/F to 7/F

圖例 Legend:

冷氣機位 A/C	花園 Garden	平台 Flat Roof	抽風槽 EAD	電錶房 EMR	工作平台 U.P.	電梯槽 Lift Shaft
浴室 Bath	喉管井 P.W.	多用途 儲物室 Store	垃圾回收房 內之風扇房 Fan Room for RSR	水池 Pool	電梯大堂 Lobby	電錶房 Check Meter Cabinet
垃圾回收房 RSR	家庭室 FAM.	管道槽 P.D.	露台 Balcony	工作平台之 簷蓋 Canopy for U.P.	主人房 Master Bedroom	鋁遮陽篷 Aluminium Sunshade
水錶櫃 W.M.C	消防喉轆 (高位) HR AT H/L	客廳 Room	廚房 Kitchen	櫃台 Pantry	書房 Study	電錶箱 EMC
飯廳 Dining Room	建築裝飾 Architectural Feature	花槽 Planter	電梯 Lift	睡房 Bedroom	電線槽 T.D.	

平面圖所列之數字為以毫米標示之建築結構尺寸。

The dimensions in floor plans are all structural dimensions in millimeter.

住宅單位的層與層之間的高度，3樓為3.25米；5樓至32樓為3.1米。

Floor to floor height to each residential property. 3/F is 3.25m; 5/F to 32/F is 3.1m.

平面圖的相關資料

- 部份住宅單位之假天花內裝置有冷氣及/或其他機電設備。
- 部份百葉窗(如有)安裝於假天花之上且沒於平面圖顯示。
- 露台(如有)、工作平台(如有)及平台(如有)內可能裝有喉管建築裝飾及/或其他機電設備，其位置請參考有關建築圖則。

Floor Plans Related

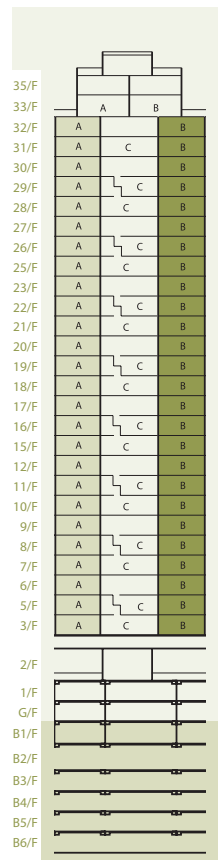
- There are ceiling bulkheads in some residential units for enclosing the air-conditioning system and/or M&E services.
- Some louvers (if any) that are hidden in false ceilings may not be indicated on the floor plans.
- There may be pipes, architectural features and/or M&E services within the balconies (if any), utility platforms (if any) and flat roofs (if any). Please refer to the relevant Building Plans for their locations.

每個住宅物業的樓板(不包括灰泥)的厚度根據已批准結構圖則如下:

The thickness of floor slabs (excluding plaster) in the residential properties varies, according to the information set out in the approved structural plans are listed as follows:

第八座 Tower 8

樓層 Floor	每個住宅物業的樓板(不包括灰泥)的厚度(毫米) Thickness of floor slabs (excluding plaster) of each residential property (mm)
5/F-31/F	125, 150, 175
32/F	150, 175

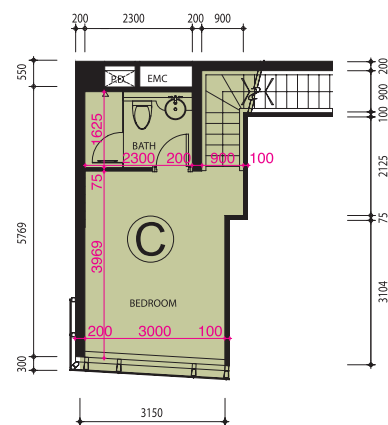


因住宅物業的較高樓層的結構牆的厚度遞減，較高樓層的內部面積，一般比較低樓層的內部面積稍大。

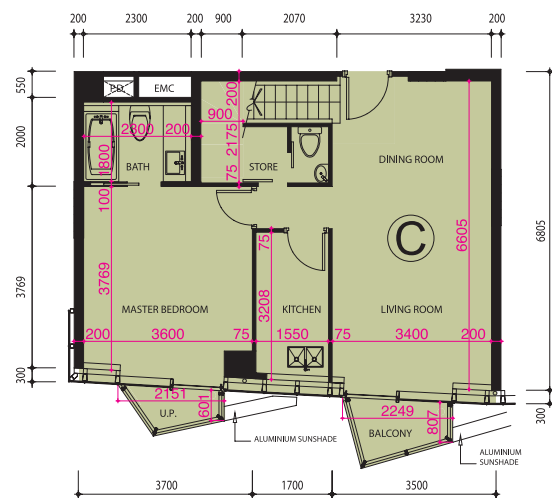
The internal areas of the residential properties on the upper floors will generally be slightly larger than those on the lower floors because of the reducing thickness of the structural walls on the upper floors.

住宅由3樓開始，不設4、13、14、24及34樓。

Residential floors start from 3/F and 4/F, 13/F, 14/F, 24/F & 34/F are omitted.

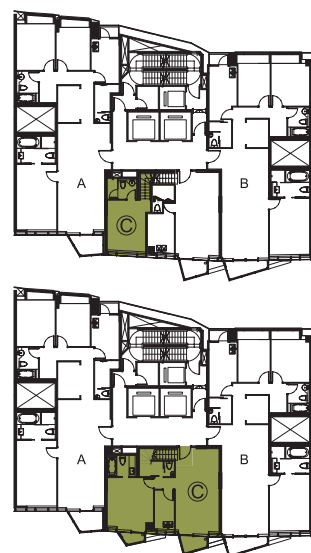
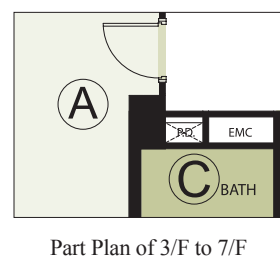
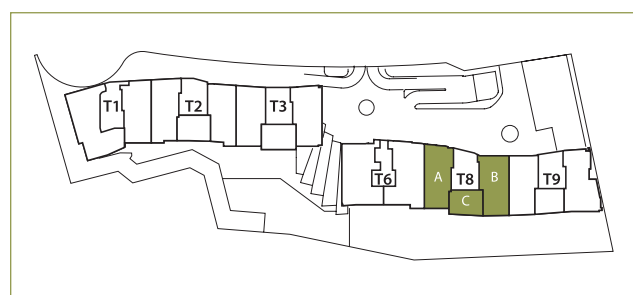


複式單位上層
Upper Part of Duplex Unit
(5/F, 8/F, 11/F, 16/F, 19/F, 22/F, 26/F, 29/F)



複式單位下層
Lower Part of Duplex Unit
(3/F, 7/F, 10/F, 15/F, 18/F, 21/F, 25/F, 28/F)

比例尺 SCALE 0(m) 1 2 3 4 5



圖例 Legend:

冷氣機位 A/C	花園 Garden	平台 Flat Roof	抽風槽 EAD	電錶房 EMR	工作平台 U.P.	電梯槽 Lift Shaft
浴室 Bath	喉管井 P.W.	多用途 儲物室 Store	垃圾回收房 內之風扇房 Fan Room for RSR	水池 Pool	電梯大堂 Lobby	電錶房 Check Meter Cabinet
垃圾回收房 RSR	家庭室 FAM.	管道槽 P.D.	露台 Balcony	工作平台之 簷蓋 Canopy for U.P.	主人房 Master Bedroom	鋁遮陽篷 Aluminium Sunshade
水錶櫃 W.M.C	消防喉轆 (高位) HR AT H/L	客廳 Living Room	廚房 Kitchen	櫃台 Pantry	書房 Study	電錶箱 EMC
飯廳 Dining Room	建築裝飾 Architectural Feature	花槽 Planter	電梯 Lift	睡房 Bedroom	電線槽 T.D.	

平面圖所列之數字為以毫米標示之建築結構尺寸。

The dimensions in floor plans are all structural dimensions in millimeter.

住宅單位的層與層之間的高度，3樓為3.25米；5樓至32樓為3.1米。

Floor to floor height to each residential property. 3/F is 3.25m; 5/F to 32/F is 3.1m.

平面圖的相關資料

- 部份住宅單位之假天花內裝置有冷氣及/或其他機電設備。
- 部份百葉窗(如有)安裝於假天花之上且沒於平面圖顯示。
- 露台(如有)、工作平台(如有)及平台(如有)內可能裝有喉管建築裝飾及/或其他機電設備，其位置請參考有關建築圖則。

Floor Plans Related

- There are ceiling bulkheads in some residential units for enclosing the air-conditioning system and/or M&E services.
- Some louvers (if any) that are hidden in false ceilings may not be indicated on the floor plans.
- There may be pipes, architectural features and/or M&E services within the balconies (if any), utility platforms (if any) and flat roofs (if any). Please refer to the relevant Building Plans for their locations.

每個住宅物業的樓板(不包括灰泥)的厚度根據已批准結構圖則如下：

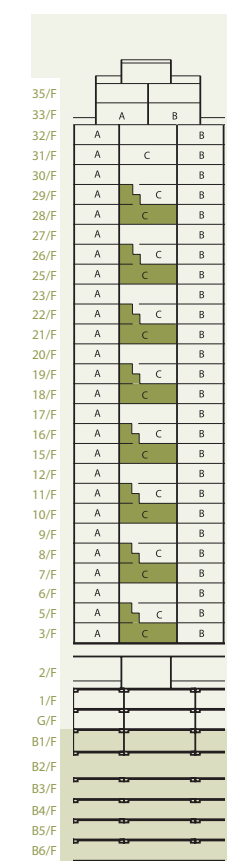
The thickness of floor slabs (excluding plaster) in the residential properties varies, according to the information set out in the approved structural plans are listed as follows:

第八座 Tower 8

樓層 Floor	每個住宅物業的樓板 (不包括灰泥)的厚度 (毫米) Thickness of floor slabs (excluding plaster) of each residential property (mm)
5/F-31/F	125, 150, 175
32/F	150, 175

因住宅物業的較高樓層的結構牆的厚度遞減，較高樓層的內部面積，一般比較低樓層的內部面積稍大。

The internal areas of the residential properties on the upper floors will generally be slightly larger than those on the lower floors because of the reducing thickness of the structural walls on the upper floors.

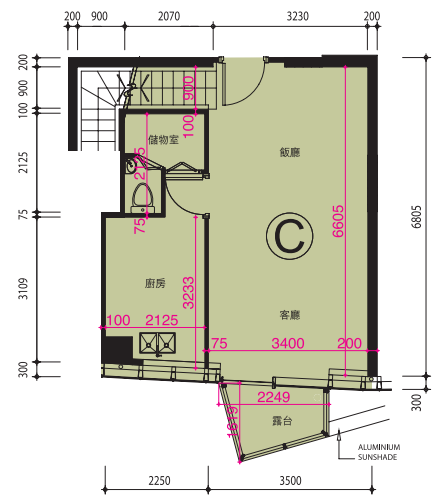


住宅由3樓開始，不設4、13、14、24及34樓。

Residential floors start from 3/F and 4/F, 13/F, 14/F, 24/F & 34/F are omitted.

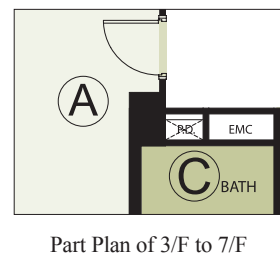
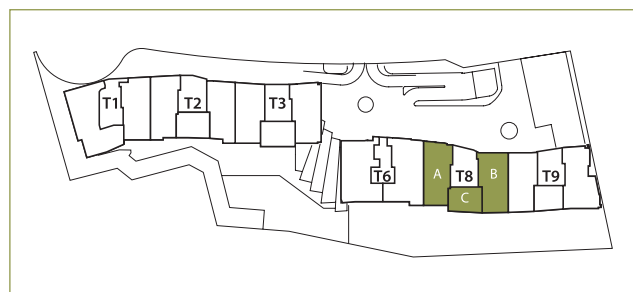


複式單位上層
Upper Part of Duplex Unit
(6/F, 9/F, 12/F, 17/F, 20/F, 23/F, 27/F, 30/F)



複式單位下層
Lower Part of Duplex Unit
(5/F, 8/F, 11/F, 16/F, 19/F, 22/F, 26/F, 29/F)

比例尺 SCALE 0(m) 1 2 3 4 5



圖例 Legend:

冷氣機位 A/C	花園 Garden	平台 Flat Roof	抽風槽 EAD	電錶房 EMR	工作平台 U.P.	電梯槽 Lift Shaft
浴室 Bath	喉管井 P.W.	多用途 儲物室 Store	垃圾回收房 內之風扇房 Fan Room for RSR	水池 Pool	電梯大堂 Lobby	電錶房 Check Meter Cabinet
垃圾回收房 RSR	家庭室 FAM.	管道槽 P.D.	露台 Balcony	工作平台之 簷蓋 Canopy for U.P.	主人房 Master Bedroom	鋁遮陽篷 Aluminium Sunshade
水錶櫃 W.M.C	消防喉轆 (高位) HR AT H/L	客廳 Room	廚房 Kitchen	櫃台 Pantry	書房 Study	電錶箱 EMC
飯廳 Dining Room	建築裝飾 Architectural Feature	花槽 Planter	電梯 Lift	睡房 Bedroom	電線槽 T.D.	

平面圖所列之數字為以毫米標示之建築結構尺寸。

The dimensions in floor plans are all structural dimensions in millimeter.

住宅單位的層與層之間的高度，3樓為3.25米；5樓至32樓為3.1米。

Floor to floor height to each residential property. 3/F is 3.25m; 5/F to 32/F is 3.1m.

平面圖的相關資料

- 部份住宅單位之假天花內裝置有冷氣及/或其他機電設備。
- 部份百葉窗(如有)安裝於假天花之上且沒於平面圖顯示。
- 露台(如有)、工作平台(如有)及平台(如有)內可能裝有喉管建築裝飾及/或其他機電設備，其位置請參考有關建築圖則。

Floor Plans Related

- There are ceiling bulkheads in some residential units for enclosing the air-conditioning system and/or M&E services.
- Some louvers (if any) that are hidden in false ceilings may not be indicated on the floor plans.
- There may be pipes, architectural features and/or M&E services within the balconies (if any), utility platforms (if any) and flat roofs (if any). Please refer to the relevant Building Plans for their locations.

每個住宅物業的樓板(不包括灰泥)的厚度根據已批准結構圖則如下:

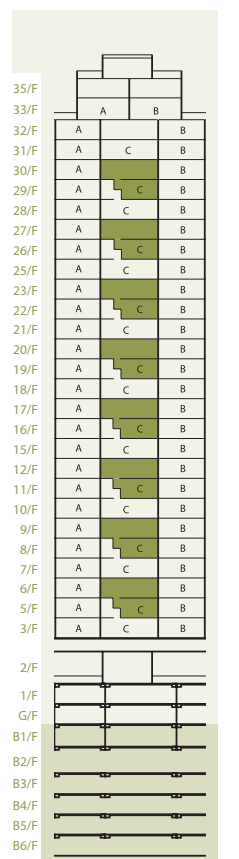
The thickness of floor slabs (excluding plaster) in the residential properties varies, according to the information set out in the approved structural plans are listed as follows:

第八座 Tower 8

樓層 Floor	每個住宅物業的樓板(不包括灰泥)的厚度(毫米) Thickness of floor slabs (excluding plaster) of each residential property (mm)
5/F-31/F	125, 150, 175
32/F	150, 175

因住宅物業的較高樓層的結構牆的厚度遞減，較高樓層的內部面積，一般比較低樓層的內部面積稍大。

The internal areas of the residential properties on the upper floors will generally be slightly larger than those on the lower floors because of the reducing thickness of the structural walls on the upper floors.



住宅由3樓開始，不設4、13、14、24及34樓。

Residential floors start from 3/F and 4/F, 13/F, 14/F, 24/F & 34/F are omitted.

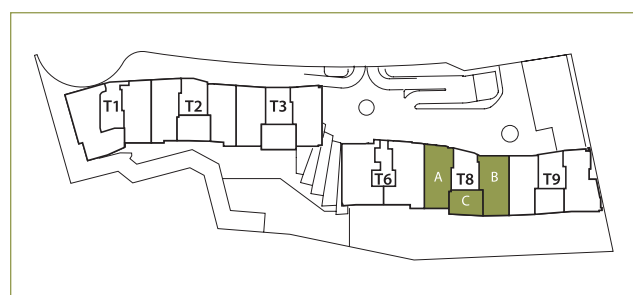


複式單位上層
Upper Part of Duplex Unit
(32/F)



複式單位下層
Lower Part of Duplex Unit
(31/F)

比例尺 SCALE 0(m) 1 2 3 4 5



圖例 Legend:

冷氣機位 A/C	花園 Garden	平台 Flat Roof	抽風槽 EAD	電錶房 EMR	工作平台 U.P.	電梯槽 Lift Shaft
浴室 Bath	喉管井 P.W.	多用途 儲物室 Store	垃圾回收房 內之風扇房 Fan Room for RSR	水池 Pool	電梯大堂 Lobby	電錶房 Check Meter Cabinet
垃圾回收房 RSR	家庭室 FAM.	管道槽 P.D.	露台 Balcony	工作平台之 簷蓋 Canopy for U.P.	主人房 Master Bedroom	鋁遮陽篷 Aluminium Sunshade
水錶櫃 W.M.C	消防喉轆 (高位) HR AT H/L	客廳 Living Room	廚房 Kitchen	櫃台 Pantry	書房 Study	電錶箱 EMC
飯廳 Dining Room	建築裝飾 Feature	花槽 Planter	電梯 Lift	睡房 Bedroom	電線槽 T.D.	

平面圖所列之數字為以毫米標示之建築結構尺寸。

The dimensions in floor plans are all structural dimensions in millimeter.

住宅單位的層與層之間的高度，3樓為3.25米；5樓至32樓為3.1米。

Floor to floor height to each residential property. 3/F is 3.25m; 5/F to 32/F is 3.1m.

平面圖的相關資料

- 部份住宅單位之假天花內裝置有冷氣及/或其他機電設備。
- 部份百葉窗(如有)安裝於假天花之上且沒於平面圖顯示。
- 露台(如有)、工作平台(如有)及平台(如有)內可能裝有喉管建築裝飾及/或其他機電設備，其位置請參考有關建築圖則。

Floor Plans Related

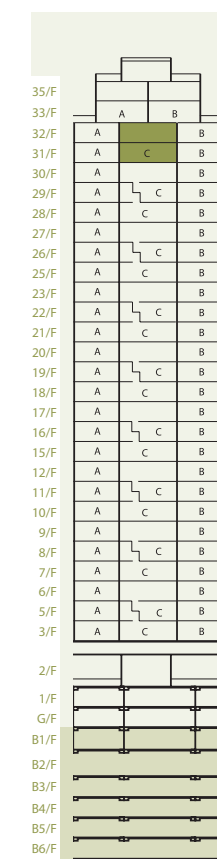
- There are ceiling bulkheads in some residential units for enclosing the air-conditioning system and/or M&E services.
- Some louvers (if any) that are hidden in false ceilings may not be indicated on the floor plans.
- There may be pipes, architectural features and/or M&E services within the balconies (if any), utility platforms (if any) and flat roofs (if any). Please refer to the relevant Building Plans for their locations.

每個住宅物業的樓板(不包括灰泥)的厚度根據已批准結構圖則如下：

The thickness of floor slabs (excluding plaster) in the residential properties varies, according to the information set out in the approved structural plans are listed as follows:

第八座 Tower 8

樓層 Floor	每個住宅物業的樓板(不包括灰泥)的厚度(毫米) Thickness of floor slabs (excluding plaster) of each residential property (mm)
5/F-31/F	125, 150, 175
32/F	150, 175



因住宅物業的較高樓層的結構牆的厚度遞減，較高樓層的內部面積，一般比較低樓層的內部面積稍大。

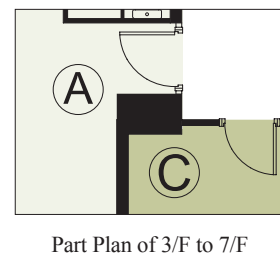
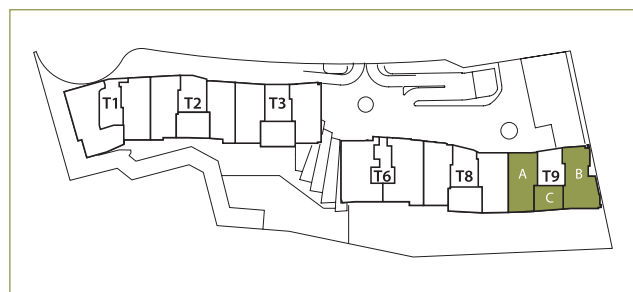
The internal areas of the residential properties on the upper floors will generally be slightly larger than those on the lower floors because of the reducing thickness of the structural walls on the upper floors.

住宅由3樓開始，不設4、13、14、24及34樓。

Residential floors start from 3/F and 4/F, 13/F, 14/F, 24/F & 34/F are omitted.



比例尺 SCALE 0(m) 1 2 3 4 5



圖例 Legend:

冷氣機位 A/C	花園 Garden	平台 Flat Roof	抽風槽 EAD	電錶房 EMR	工作平台 U.P.	電梯槽 Lift Shaft
浴室 Bath	喉管井 P.W.	多用途 儲物室 Store	垃圾回收房 內之風扇房 Fan Room for RSR	水池 Pool	電梯大堂 Lobby	電錶房 Check Meter Cabinet
垃圾回收房 RSR	家庭室 FAM.	管道槽 P.D.	露台 Balcony	工作平台之 簷蓋 Canopy for U.P.	主人房 Master Bedroom	鋁遮陽篷 Aluminium Sunshade
水錶櫃 W.M.C	消防喉轆 (高位) HR AT H/L	客廳 Room	廚房 Kitchen	櫃台 Pantry	書房 Study	電錶箱 EMC
飯廳 Dining Room	建築裝飾 Architectural Feature	花槽 Planter	電梯 Lift	睡房 Bedroom	電線槽 T.D.	

平面圖所列之數字為以毫米標示之建築結構尺寸。

The dimensions in floor plans are all structural dimensions in millimeter.

住宅單位的層與層之間的高度，3樓為3.25米；5樓至32樓為3.1米。

Floor to floor height to each residential property. 3/F is 3.25m; 5/F to 32/F is 3.1m.

平面圖的相關資料

- 部份住宅單位之假天花內裝置有冷氣及/或其他機電設備。
- 部份百葉窗(如有)安裝於假天花之上且沒於平面圖顯示。
- 露台(如有)、工作平台(如有)及平台(如有)內可能裝有喉管建築裝飾及/或其他機電設備，其位置請參考有關建築圖則。

Floor Plans Related

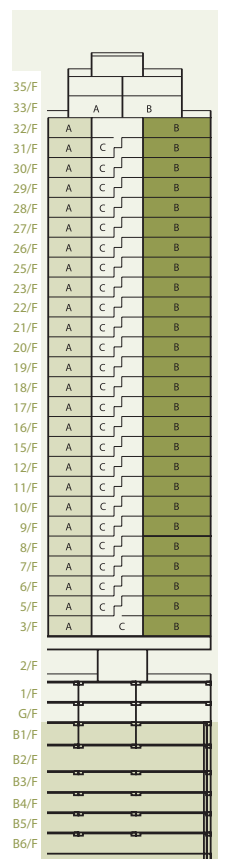
- There are ceiling bulkheads in some residential units for enclosing the air-conditioning system and/or M&E services.
- Some louvers (if any) that are hidden in false ceilings may not be indicated on the floor plans.
- There may be pipes, architectural features and/or M&E services within the balconies (if any), utility platforms (if any) and flat roofs (if any). Please refer to the relevant Building Plans for their locations.

每個住宅物業的樓板(不包括灰泥)的厚度根據已批准結構圖則如下:

The thickness of floor slabs (excluding plaster) in the residential properties varies, according to the information set out in the approved structural plans are listed as follows:

第九座 Tower 9

樓層 Floor	每個住宅物業的樓板(不包括灰泥)的厚度(毫米) Thickness of floor slabs (excluding plaster) of each residential property (mm)
5/F-31/F	125, 150, 175
32/F	150, 175

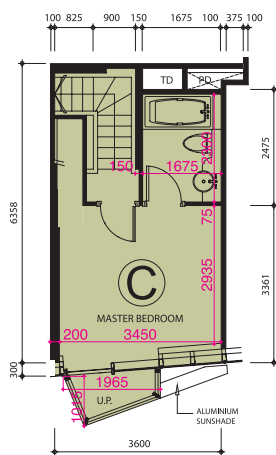


因住宅物業的較高樓層的結構牆的厚度遞減，較高樓層的內部面積，一般比較低樓層的內部面積稍大。

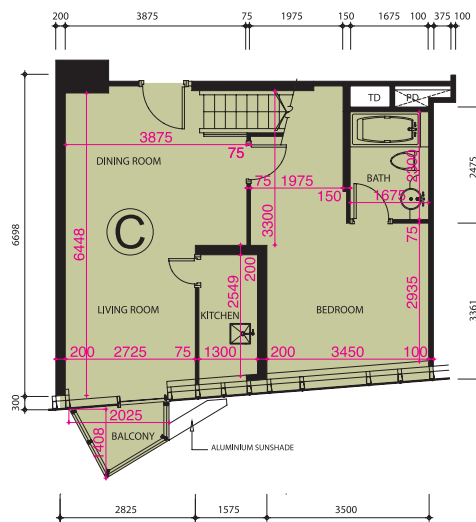
The internal areas of the residential properties on the upper floors will generally be slightly larger than those on the lower floors because of the reducing thickness of the structural walls on the upper floors.

住宅由3樓開始，不設4、13、14、24及34樓。

Residential floors start from 3/F and 4/F, 13/F, 14/F, 24/F & 34/F are omitted.

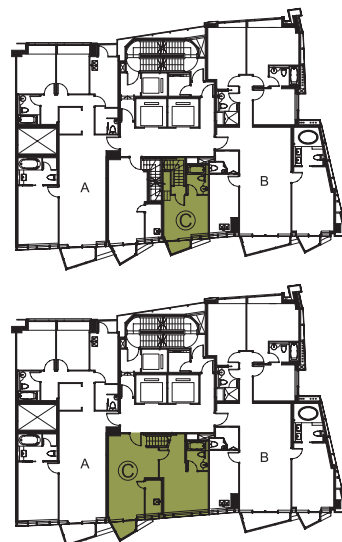
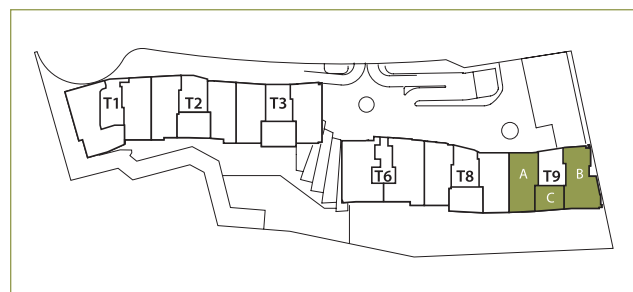


複式單位上層
Upper Part of Duplex Unit
(5/F)



複式單位下層
Lower Part of Duplex Unit
(3/F)

比例尺 SCALE 0(m) 1 2 3 4 5



圖例 Legend:

冷氣機位 A/C	花園 Garden	平台 Flat Roof	抽風槽 EAD	電錶房 EMR	工作平台 U.P.	電梯槽 Lift Shaft
浴室 Bath	喉管井 P.W.	多用途 儲物室 Store	垃圾回收房 內之風扇房 Fan Room for RSR	水池 Pool	電梯大堂 Lobby	電錶房 Check Meter Cabinet
垃圾回收房 RSR	家庭室 FAM.	管道槽 P.D.	露台 Balcony	工作平台之 簷蓋 Canopy for U.P.	主人房 Master Bedroom	鋁遮陽篷 Aluminium Sunshade
水錶櫃 W.M.C	消防喉轆 (高位) HR AT H/L	客廳 Living Room	廚房 Kitchen	櫃台 Pantry	書房 Study	電錶箱 EMC
飯廳 Dining Room	建築裝飾 Architectural Feature	花槽 Planter	電梯 Lift	睡房 Bedroom	電線槽 T.D.	

平面圖所列之數字為以毫米標示之建築結構尺寸。

The dimensions in floor plans are all structural dimensions in millimeter.

住宅單位的層與層之間的高度，3樓為3.25米；5樓至32樓為3.1米。

Floor to floor height to each residential property. 3/F is 3.25m; 5/F to 32/F is 3.1m.

平面圖的相關資料

- 部份住宅單位之假天花內裝置有冷氣及/或其他機電設備。
- 部份百葉窗(如有)安裝於假天花之上且沒於平面圖顯示。
- 露台(如有)、工作平台(如有)及平台(如有)內可能裝有喉管建築裝飾及/或其他機電設備，其位置請參考有關建築圖則。

Floor Plans Related

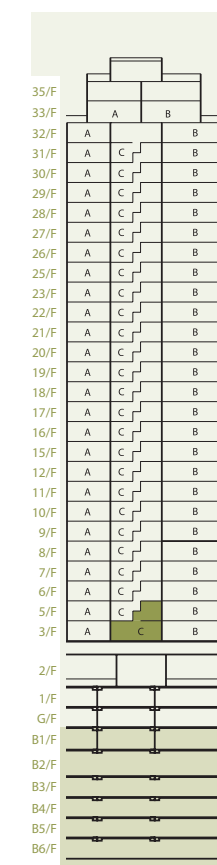
- There are ceiling bulkheads in some residential units for enclosing the air-conditioning system and/or M&E services.
- Some louvers (if any) that are hidden in false ceilings may not be indicated on the floor plans.
- There may be pipes, architectural features and/or M&E services within the balconies (if any), utility platforms (if any) and flat roofs (if any). Please refer to the relevant Building Plans for their locations.

每個住宅物業的樓板(不包括灰泥)的厚度根據已批准結構圖則如下：

The thickness of floor slabs (excluding plaster) in the residential properties varies, according to the information set out in the approved structural plans are listed as follows:

第九座 Tower 9

樓層 Floor	每個住宅物業的樓板 (不包括灰泥)的厚度 (毫米) Thickness of floor slabs (excluding plaster) of each residential property (mm)
5/F-31/F	125, 150, 175
32/F	150, 175

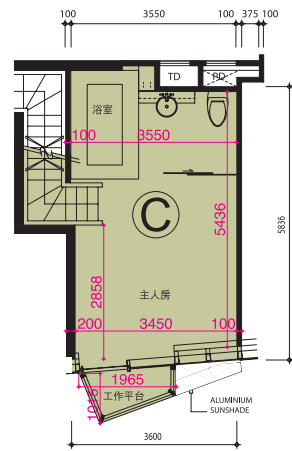


因住宅物業的較高樓層的結構牆的厚度遞減，較高樓層的內部面積，一般比較低樓層的內部面積稍大。

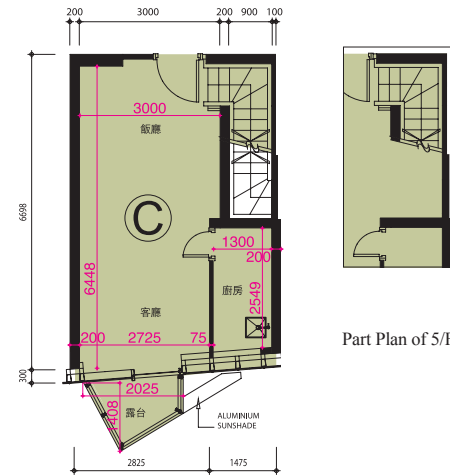
The internal areas of the residential properties on the upper floors will generally be slightly larger than those on the lower floors because of the reducing thickness of the structural walls on the upper floors.

住宅由3樓開始，不設4、13、14、24及34樓。

Residential floors start from 3/F and 4/F, 13/F, 14/F, 24/F & 34/F are omitted.

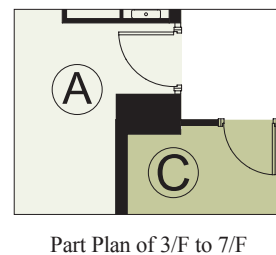
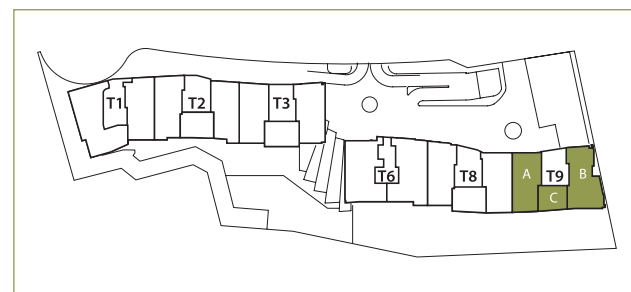


複式單位上層
Upper Part of Duplex Unit
(6/F-31/F)



複式單位下層
Lower Part of Duplex
(5/F-30/F)

比例尺 SCALE 0(m) 1 2 3 4 5



圖例 Legend:

冷氣機位 A/C	花園 Garden	平台 Flat Roof	抽風槽 EAD	電錶房 EMR	工作平台 U.P.	電梯槽 Lift Shaft
浴室 Bath	喉管井 P.W.	多用途 儲物室 Store	垃圾回收房 內之風扇房 Fan Room for RSR	水池 Pool	電梯大堂 Lobby	電錶房 Check Meter Cabinet
垃圾回收房 RSR	家庭室 FAM.	管道槽 P.D.	露台 Balcony	工作平台之 簷蓋 Canopy for U.P.	主人房 Master Bedroom	鋁遮陽篷 Aluminium Sunshade
水錶櫃 W.M.C	消防喉轆 (高位)	客廳 Living Room	廚房 Kitchen	櫃台 Pantry	書房 Study	電錶箱 EMC
飯廳 Dining Room	建築裝飾 Architectural Feature	花槽 Planter	電梯 Lift	睡房 Bedroom	電線槽 T.D.	

平面圖所列之數字為以毫米標示之建築結構尺寸。

The dimensions in floor plans are all structural dimensions in millimeter.

住宅單位的層與層之間的高度，3樓為3.25米；5樓至32樓為3.1米。

Floor to floor height to each residential property. 3/F is 3.25m; 5/F to 32/F is 3.1m.

平面圖的相關資料

- 部份住宅單位之假天花內裝置有冷氣及/或其他機電設備。
- 部份百葉窗(如有)安裝於假天花之上且沒於平面圖顯示。
- 露台(如有)、工作平台(如有)及平台(如有)內可能裝有喉管建築裝飾及/或其他機電設備，其位置請參考有關建築圖則。

Floor Plans Related

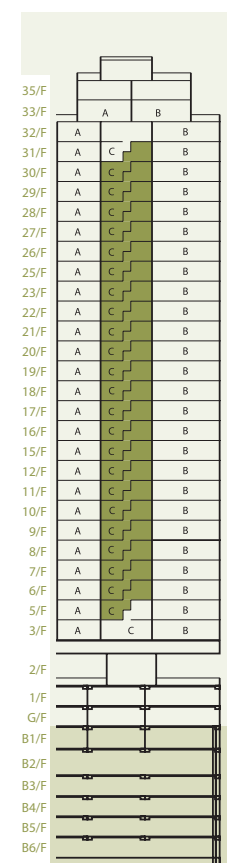
- There are ceiling bulkheads in some residential units for enclosing the air-conditioning system and/or M&E services.
- Some louvers (if any) that are hidden in false ceilings may not be indicated on the floor plans.
- There may be pipes, architectural features and/or M&E services within the balconies (if any), utility platforms (if any) and flat roofs (if any). Please refer to the relevant Building Plans for their locations.

每個住宅物業的樓板(不包括灰泥)的厚度根據已批准結構圖則如下:

The thickness of floor slabs (excluding plaster) in the residential properties varies, according to the information set out in the approved structural plans are listed as follows:

第九座 Tower 9

樓層 Floor	每個住宅物業的樓板(不包括灰泥)的厚度(毫米) Thickness of floor slabs (excluding plaster) of each residential property (mm)
5/F-31/F	125, 150, 175
32/F	150, 175



因住宅物業的較高樓層的結構牆的厚度遞減，較高樓層的內部面積，一般比較低樓層的內部面積稍大。

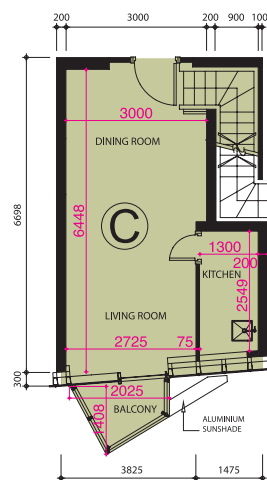
The internal areas of the residential properties on the upper floors will generally be slightly larger than those on the lower floors because of the reducing thickness of the structural walls on the upper floors.

住宅由3樓開始，不設4、13、14、24及34樓。

Residential floors start from 3/F and 4/F, 13/F, 14/F, 24/F & 34/F are omitted.

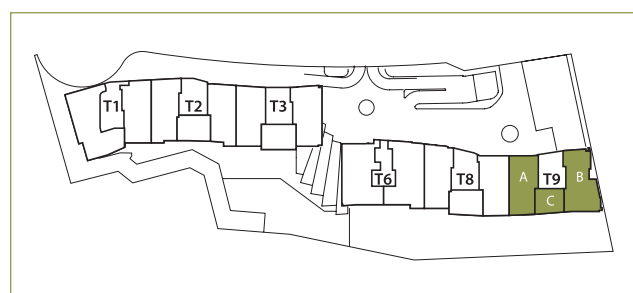


複式單位上層
Upper Part of Duplex Unit
(32/F)



複式單位下層
Lower Part of Duplex Unit
(31/F)

比例尺 SCALE 0(m) 1 2 3 4 5



圖例 Legend:

冷氣機位 A/C	花園 Garden	平台 Flat Roof	抽風槽 EAD	電錶房 EMR	工作平台 U.P.	電梯槽 Lift Shaft
浴室 Bath	喉管井 P.W.	多用途 儲物室 Store	垃圾回收房 內之風扇房 Fan Room for RSR	水池 Pool	電梯大堂 Lobby	電錶房 Check Meter Cabinet
垃圾回收房 RSR	家庭室 FAM.	管道槽 P.D.	露台 Balcony	工作平台之 簷蓋 Canopy for U.P.	主人房 Master Bedroom	鋁遮陽篷 Aluminium Sunshade
水錶櫃 W.M.C	消防喉轆 (高位) HR AT H/L	客廳 Living Room	廚房 Kitchen	櫃台 Pantry	書房 Study	電錶箱 EMC
飯廳 Dining Room	建築裝飾 Architectural Feature	花槽 Planter	電梯 Lift	睡房 Bedroom	電線槽 T.D.	

平面圖所列之數字為以毫米標示之建築結構尺寸。

The dimensions in floor plans are all structural dimensions in millimeter.

住宅單位的層與層之間的高度，3樓為3.25米；5樓至32樓為3.1米。

Floor to floor height to each residential property. 3/F is 3.25m; 5/F to 32/F is 3.1m.

平面圖的相關資料

- 部份住宅單位之假天花內裝置有冷氣及/或其他機電設備。
- 部份百葉窗(如有)安裝於假天花之上且沒於平面圖顯示。
- 露台(如有)、工作平台(如有)及平台(如有)內可能裝有喉管建築裝飾及/或其他機電設備，其位置請參考有關建築圖則。

Floor Plans Related

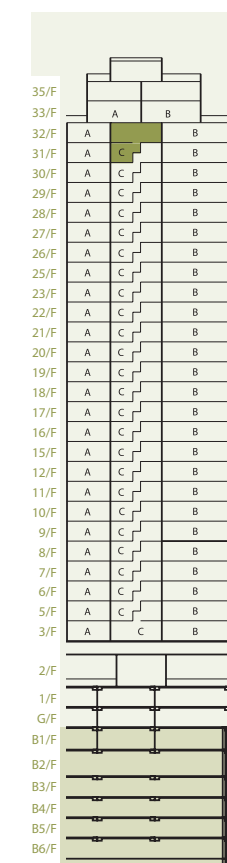
- There are ceiling bulkheads in some residential units for enclosing the air-conditioning system and/or M&E services.
- Some louvers (if any) that are hidden in false ceilings may not be indicated on the floor plans.
- There may be pipes, architectural features and/or M&E services within the balconies (if any), utility platforms (if any) and flat roofs (if any). Please refer to the relevant Building Plans for their locations.

每個住宅物業的樓板(不包括灰泥)的厚度根據已批准結構圖則如下：

The thickness of floor slabs (excluding plaster) in the residential properties varies, according to the information set out in the approved structural plans are listed as follows:

第九座 Tower 9

樓層 Floor	每個住宅物業的樓板(不包括灰泥)的厚度(毫米) Thickness of floor slabs (excluding plaster) of each residential property (mm)
5/F-31/F	125, 150, 175
32/F	150, 175

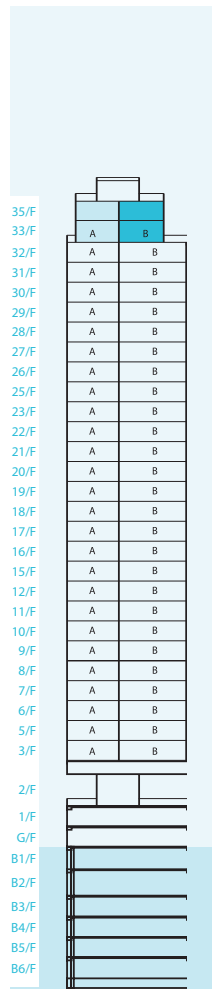
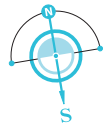


因住宅物業的較高樓層的結構牆的厚度遞減，較高樓層的內部面積，一般比較低樓層的內部面積稍大。

The internal areas of the residential properties on the upper floors will generally be slightly larger than those on the lower floors because of the reducing thickness of the structural walls on the upper floors.

住宅由3樓開始，不設4、13、14、24及34樓。

Residential floors start from 3/F and 4/F, 13/F, 14/F, 24/F & 34/F are omitted.



住宅由3樓開始，不設4、13、14、24及34樓。
Residential floors start from 3/F and 4/F, 13/F, 14/F, 24/F & 34/F are omitted.



因住宅物業的較高樓層的結構牆的厚度遞減，較高樓層的內部面積，一般比較低樓層的內部面積稍大。

The internal areas of the residential properties on the upper floors will generally be slightly larger than those on the lower floors because of the reducing thickness of the structural walls on the upper floors.

平面圖所列之數字為以毫米標示之建築結構尺寸。
The dimensions in floor plans are all structural dimensions in millimeter.

住宅單位的層與層之間的高度，33樓為3.4米；35樓為3米。

Floor to floor height to each residential property. 33/F is 3.4m; 35/F is 3m.



每個住宅物業的樓板（不包括灰泥）的厚度根據已批准結構圖則如下：

The thickness of floor slabs (excluding plaster) in the residential properties varies, according to the information set out in the approved structural plans are listed as follows:

第一座 Tower 1

樓層 Floor	每個住宅物業的樓板 (不包括灰泥)的厚度(毫米) Thickness of floor slabs (excluding plaster) of each residential property (mm)
33/F	150, 200
35/F	150, 175, 200, 300

平面圖的相關資料

1. 部份住宅單位之假天花內裝置有冷氣及/或其他機電設備。
2. 部份百葉窗(如有)安裝於假天花之上且沒於平面圖顯示。
3. 露台(如有)、工作平台(如有)及平台(如有)內可能裝有喉管建築裝飾及/或其他機電設備,其位置請參考有關建築圖則。

Floor Plans Related

1. There are ceiling bulkheads in some residential units for enclosing the air-conditioning system and/or M&E services.
2. Some louvers (if any) that are hidden in false ceilings may not be indicated on the floor plans.
3. There may be pipes, architectural features and/or M&E services within the balconies (if any), utility platforms (if any) and flat roofs (if any). Please refer to the relevant Building Plans for their locations.

第一座 33 及 35 樓 A 及 B 單位在發展項目落成後進行小型工程或獲《建築物條例》豁免的工程而有所改動,上述 B 單位的消防喉轆亦根據消防(裝置及設備)規例第九條(1)款進行了重置(其消防裝置及設備證書經已遞交)。該等改動及重置項目的大概位置於平面圖中標出。該等改動及重置項目列出如下(下文編號對應圖中附註編號(如有)):

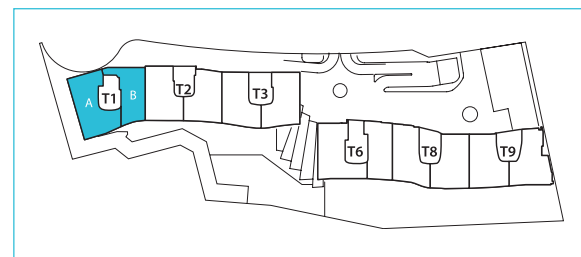
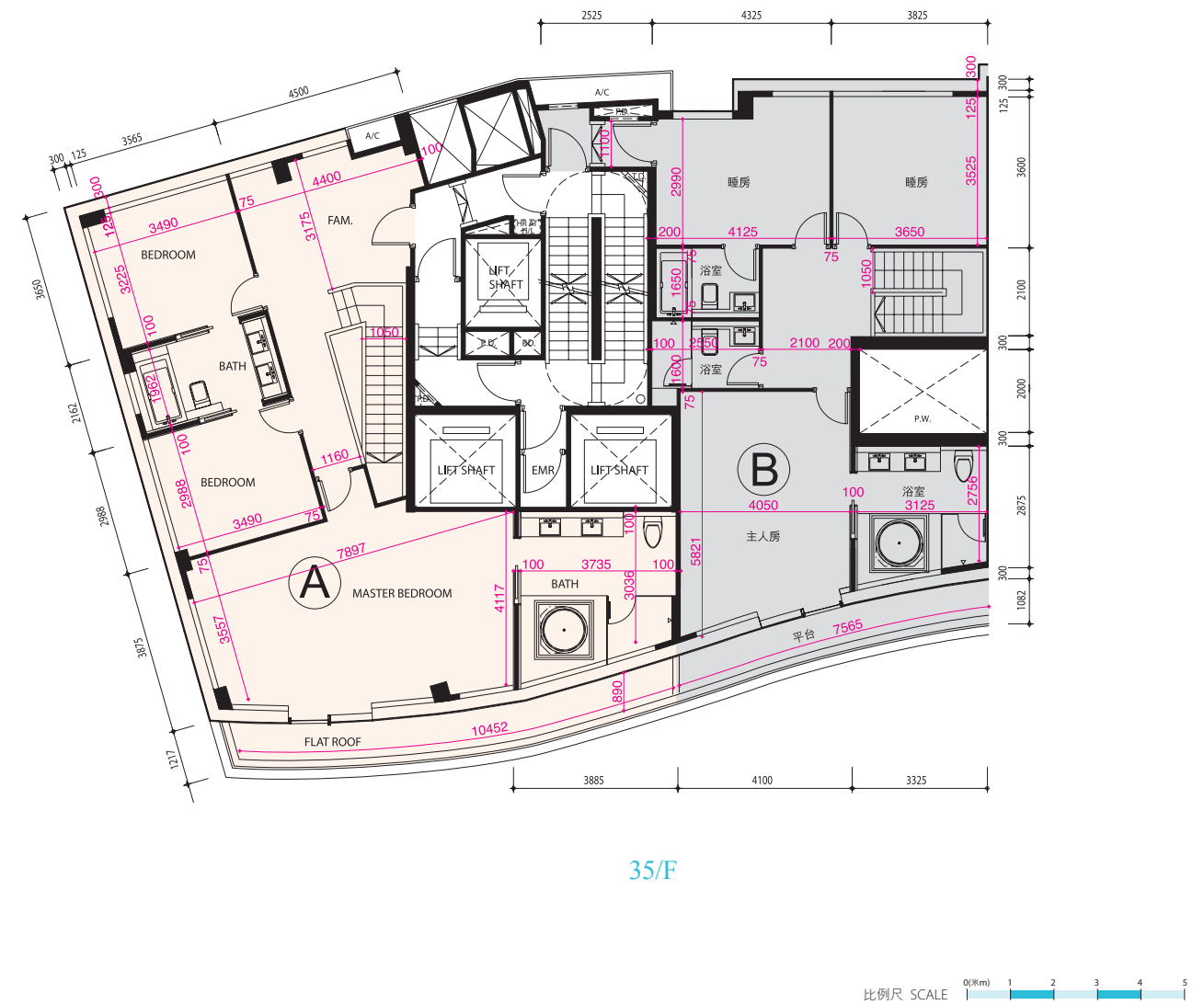
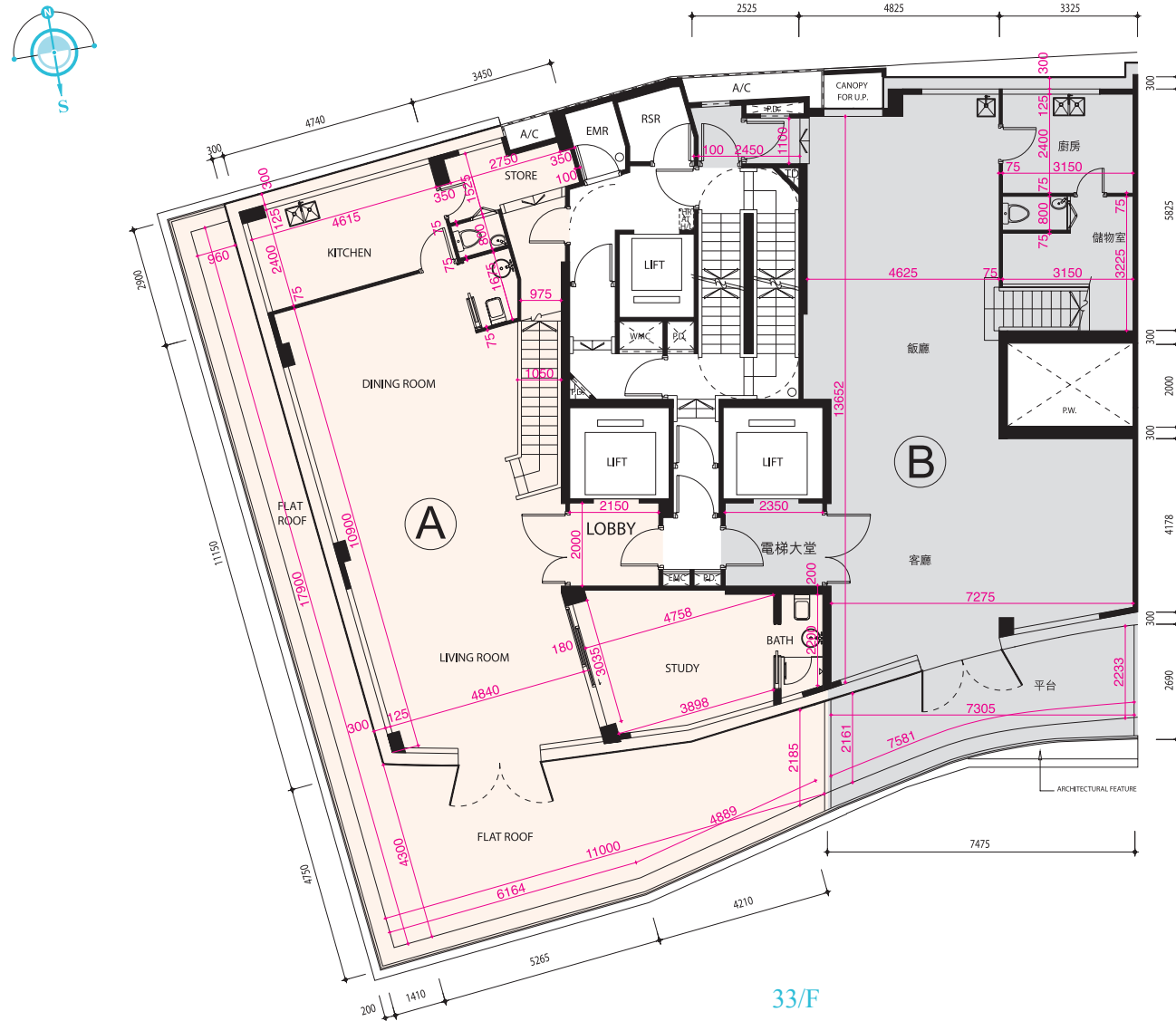
- (a) 門移位或拆除,並以不同位置或不同設計之門取代。
- (b) 內牆拆除,並以不同尺寸的牆及不同的裝置取代。
- (c) 浴室原本的牆及裝置移除或移位,以不同尺寸的牆及不同的裝置取代。
- (d) 廚房原本的牆及裝置移除或移位,以不同尺寸的牆及不同的裝置取代。
- (e) 儲物室原本的牆及裝置移除或移位,以不同尺寸的牆及不同的裝置取代。
- (f) 洗手盆裝置移位或移除。
- (g) 消防喉轆重置。
- (h) 拆除樓梯扶手。

T1 33/F & 35/F unit A & B have been altered by way of minor works or exempted works under the Buildings Ordinance and the hose reel of unit B above has been relocated under Regulation 9(1) of the Fire Service (Installations and Equipment) Regulations (Certificate of Fire Service Installation and Equipment of which has been submitted), after completion of the Development. The approximate location of the alterations and the item relocated are indicated in the floor plan and such alterations and relocations are set out below (numbering below refers to the remarks, if any, in the plan):

- (a) Door relocated or removed and replaced by a door at a different location or different design.
- (b) Original walls removed, replaced with walls of different dimension and fitted with different fittings.
- (c) Original walls and fittings of bathroom are demolished or relocated, replaced with walls of different dimension and fitted with different fittings.
- (d) Original walls and fittings of Kitchen are demolished or relocated, replaced with walls of different dimension and fitted with different fittings.
- (e) Original walls and fittings of Storeroom are demolished or relocated, replaced with walls of different dimension and fitted with different fittings.
- (f) Water Basin relocated or removed.
- (g) Hose reel relocated.
- (h) Stair handrails are removed.

圖例 Legend:

冷氣機位 A/C	抽風槽 EAD	消防喉轆(高位) HR AT H/L	主人房 Master Bedroom	電線槽 T.D.
建築裝飾 Architectural Feature	電錶櫃 EMC	廚房 Kitchen	管道槽 P.D.	水錶櫃 W.M.C
浴室 Bath	電錶房 EMR	電梯 Lift	喉管井 P.W.	
睡房 Bedroom	家庭室 FAM.	電梯槽 Lift Shaft	垃圾回收房 RSR	
工作平台之簷蓋 Canopy for U.P.	垃圾回收房內之風扇房 Fan Room for RSR	客廳 Living Room	儲物室 Store	
飯廳 Dinning Room	平台 Flat Roof	電梯大堂 Lobby	書房 Study	



因住宅物業的較高樓層的結構牆的厚度遞減，較高樓層的內部面積，一般比較低樓層的內部面積稍大。

The internal areas of the residential properties on the upper floors will generally be slightly larger than those on the lower floors because of the reducing thickness of the structural walls on the upper floors.

平面圖所列之數字為以毫米標示之建築結構尺寸。

The dimensions in floor plans are all structural dimensions in millimeter.

住宅單位的層與層之間的高度，33樓為3.4米；35樓為3米。

Floor to floor height to each residential property. 33/F is 3.4m; 35/F is 3m.

每個住宅物業的樓板（不包括灰泥）的厚度根據已批准結構圖則如下：

The thickness of floor slabs (excluding plaster) in the residential properties varies, according to the information set out in the approved structural plans are listed as follows:

第一座 Tower 1

樓層 Floor	每個住宅物業的樓板 (不包括灰泥)的厚度(毫米) Thickness of floor slabs (excluding plaster) of each residential property (mm)
33/F	150, 200
35/F	150, 175, 200, 300

平面圖的相關資料

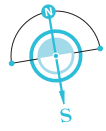
1. 部份住宅單位之假天花內裝置有冷氣及 / 或其他機電設備。
2. 部份百葉窗 (如有) 安裝於假天花之上且沒於平面圖顯示。
3. 露台 (如有)、工作平台 (如有) 及平台 (如有) 內可能裝有喉管建築裝飾及 / 或其他機電設備, 其位置請參考有關建築圖則。

Floor Plans Related

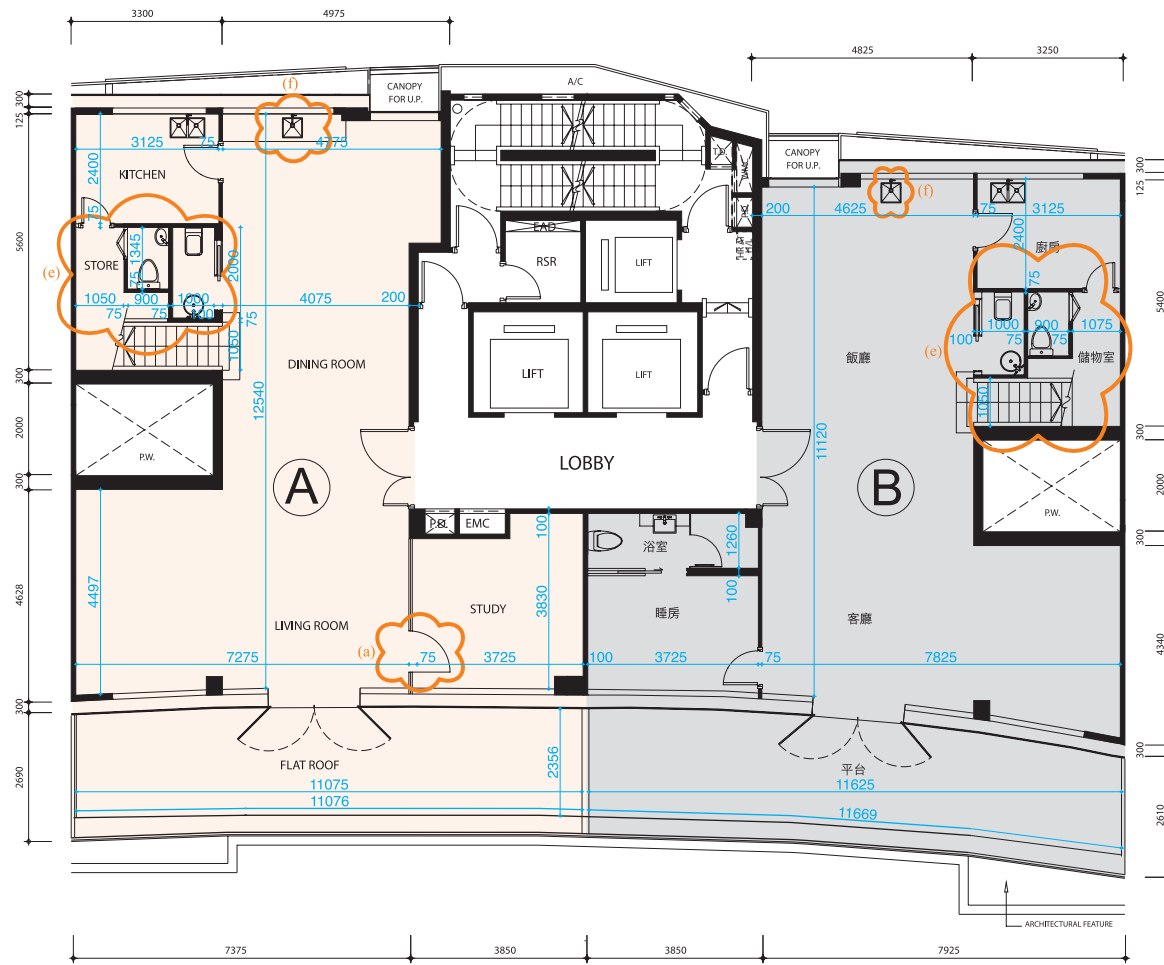
1. There are ceiling bulkheads in some residential units for enclosing the air-conditioning system and/or M&E services.
2. Some louvers (if any) that are hidden in false ceilings may not be indicated on the floor plans.
3. There may be pipes, architectural features and/or M&E services within the balconies (if any), utility platforms (if any) and flat roofs (if any). Please refer to the relevant Building Plans for their locations.

圖例 Legend:

冷氣機位 A/C	抽風槽 EAD	消防喉轆 (高位) HR AT H/L	主人房 Master Bedroom	電線槽 T.D.
建築裝飾 Architectural Feature	電錶櫃 EMC	廚房 Kitchen	管道槽 P.D.	水錶櫃 W.M.C
浴室 Bath	電錶房 EMR	電梯 Lift	喉管井 P.W.	
睡房 Bedroom	家庭室 FAM.	電梯槽 Lift Shaft	垃圾回收房 RSR	
工作平台之簷蓋 Canopy for U.P.	垃圾回收房內之風扇房 Fan Room for RSR	客廳 Living Room	儲物室 Store	
飯廳 Dinning Room	平台 Flat Roof	電梯大堂 Lobby	書房 Study	



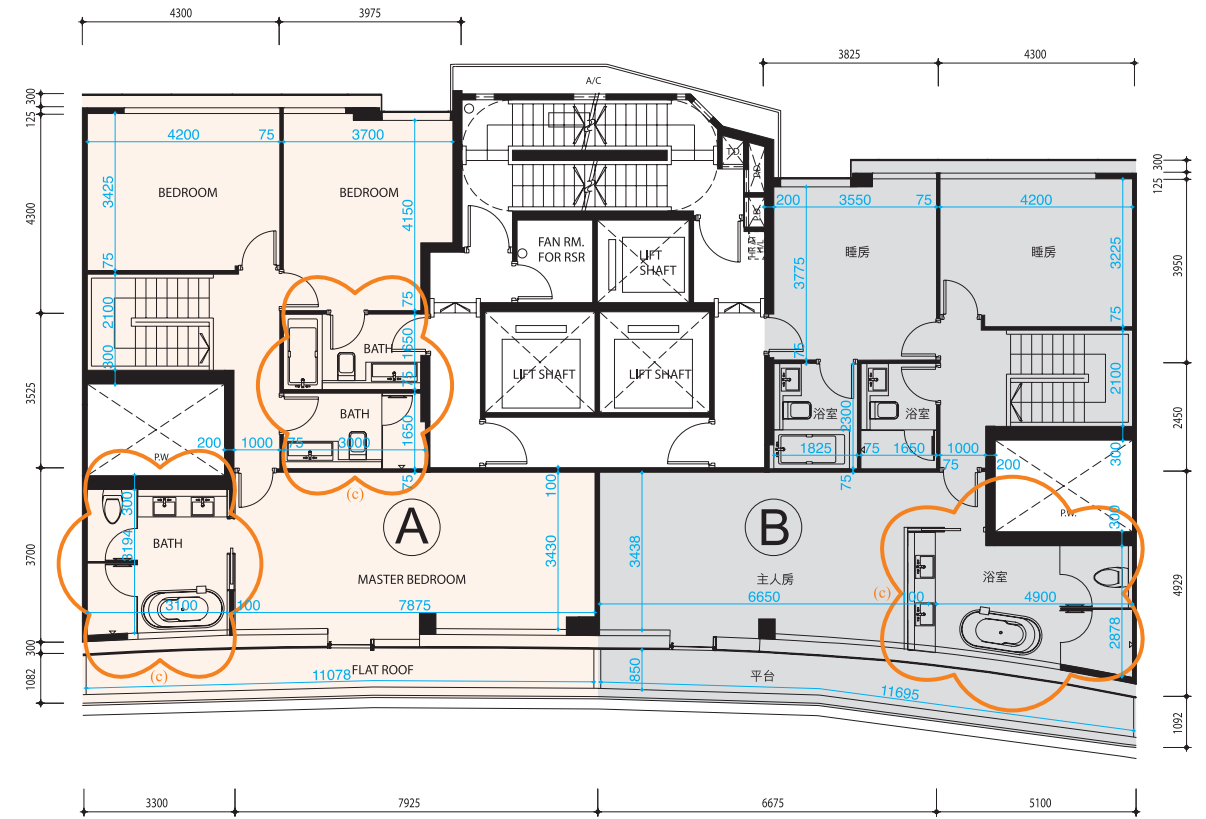
住宅由3樓開始，不設4、13、14、24及34樓。
Residential floors start from 3/F and 4/F, 13/F, 14/F, 24/F & 34/F are omitted.



33/F

因住宅物業的較高樓層的結構牆的厚度遞減，較高樓層的內部面積，一般比較低樓層的內部面積稍大。

The internal areas of the residential properties on the upper floors will generally be slightly larger than those on the lower floors because of the reducing thickness of the structural walls on the upper floors.



35/F



平面圖所列之數字為以毫米標示之建築結構尺寸。

The dimensions in floor plans are all structural dimensions in millimeter.

住宅單位的層與層之間的高度，33樓為3.4米；35樓為3米。

Floor to floor height to each residential property. 33/F is 3.4m; 35/F is 3m.

每個住宅物業的樓板（不包括灰泥）的厚度根據已批准結構圖則如下：

The thickness of floor slabs (excluding plaster) in the residential properties varies, according to the information set out in the approved structural plans are listed as follows:

第二座 Tower 2

樓層 Floor	每個住宅物業的樓板 (不包括灰泥)的厚度(毫米) Thickness of floor slabs (excluding plaster) of each residential property (mm)
33/F	150, 200
35/F	150, 175, 200, 300

平面圖的相關資料

1. 部份住宅單位之假天花內裝置有冷氣及/或其他機電設備。
2. 部份百葉窗(如有)安裝於假天花之上且沒於平面圖顯示。
3. 露台(如有)、工作平台(如有)及平台(如有)內可能裝有喉管建築裝飾及/或其他機電設備,其位置請參考有關建築圖則。

Floor Plans Related

1. There are ceiling bulkheads in some residential units for enclosing the air-conditioning system and/or M&E services.
2. Some louvers (if any) that are hidden in false ceilings may not be indicated on the floor plans.
3. There may be pipes, architectural features and/or M&E services within the balconies (if any), utility platforms (if any) and flat roofs (if any). Please refer to the relevant Building Plans for their locations.

第二座 33 及 35 樓 A 及 B 單位在發展項目落成後進行小型工程或獲《建築物條例》豁免的工程而有所改動。該等改動大概位置於平面圖中標出。該等改動列出如下(下文編號對應圖中附註編號(如有)):

- (a) 門移位或拆除,並以不同位置或不同設計之門取代。
- (b) 內牆拆除,並以不同尺寸的牆及不同的裝置取代。
- (c) 浴室原本的牆及裝置移除或移位,以不同尺寸的牆及不同的裝置取代。
- (d) 廚房原本的牆及裝置移除或移位,以不同尺寸的牆及不同的裝置取代。
- (e) 儲物室原本的牆及裝置移除或移位,以不同尺寸的牆及不同的裝置取代。
- (f) 洗手盆裝置移位或移除。

T2 33/F & 35/F unit A and B have been altered by way of minor works or exempted works under the Buildings Ordinance after completion of the Development. The approximate location of the alterations are indicated in the floor plan and the alterations are set out below (numbering below refers to the remarks, if any, in the plan):

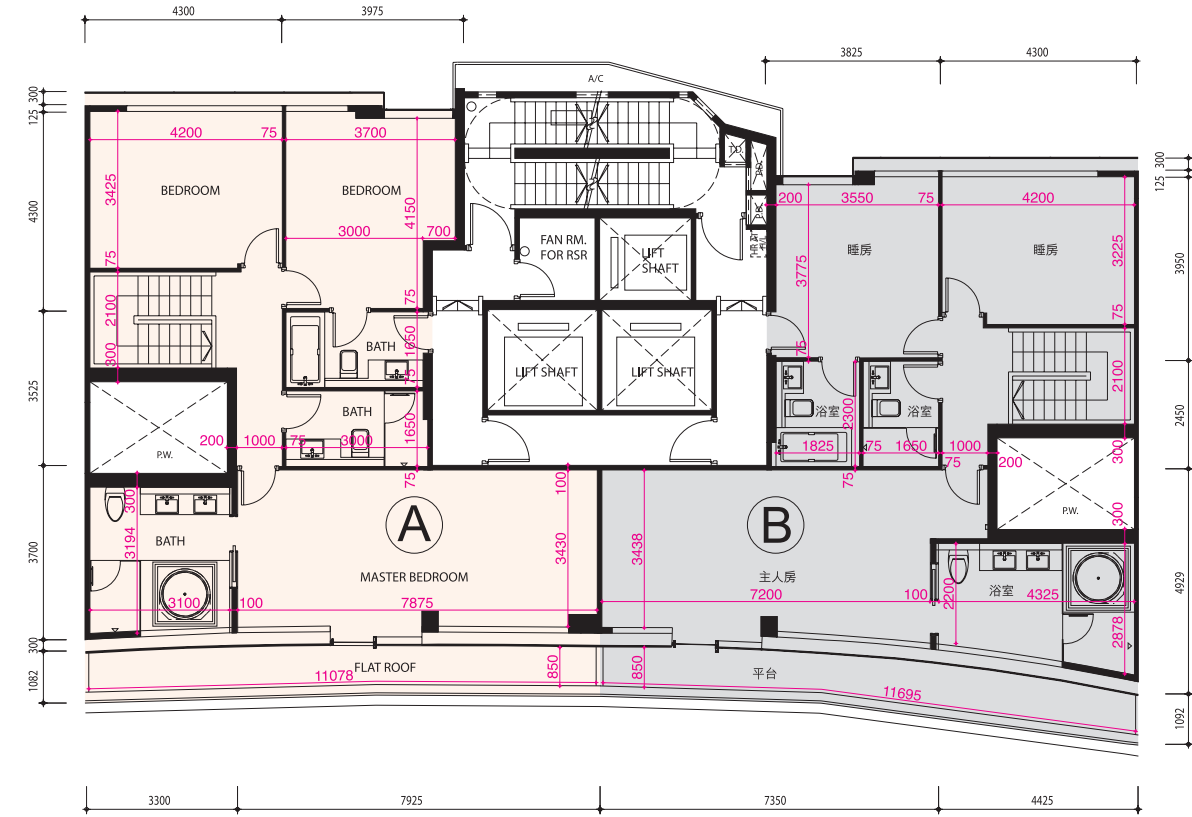
- (a) Door relocated or removed and replaced by a door at a different location or different design.
- (b) Original walls removed, replaced with walls of different dimension and fitted with different fittings.
- (c) Original walls and fittings of bathroom are demolished or relocated, replaced with walls of different dimension and fitted with different fittings.
- (d) Original walls and fittings of Kitchen are demolished or relocated, replaced with walls of different dimension and fitted with different fittings.
- (e) Original walls and fittings of Storeroom are demolished or relocated, replaced with walls of different dimension and fitted with different fittings.
- (f) Water Basin relocated or removed.

圖例 Legend:

冷氣機位 A/C	抽風槽 EAD	消防喉轆(高位) HR AT H/L	主人房 Master Bedroom	電線槽 T.D.
建築裝飾 Architectural Feature	電錶櫃 EMC	廚房 Kitchen	管道槽 P.D.	水錶櫃 W.M.C
浴室 Bath	電錶房 EMR	電梯 Lift	喉管井 P.W.	
睡房 Bedroom	家庭室 FAM.	電梯槽 Lift Shaft	垃圾回收房 RSR	
工作平台之簷蓋 Canopy for U.P.	垃圾回收房內之風扇房 Fan Room for RSR	客廳 Living Room	儲物室 Store	
飯廳 Dinning Room	平台 Flat Roof	電梯大堂 Lobby	書房 Study	

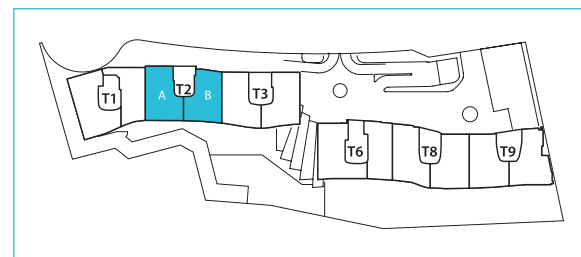


33/F



35/F

比例尺 SCALE 0(m) 1 2 3 4 5



因住宅物業的較高樓層的結構牆的厚度遞減，較高樓層的內部面積，一般比較低樓層的內部面積稍大。

The internal areas of the residential properties on the upper floors will generally be slightly larger than those on the lower floors because of the reducing thickness of the structural walls on the upper floors.

平面圖所列之數字為以毫米標示之建築結構尺寸。

The dimensions in floor plans are all structural dimensions in millimeter.

住宅單位的層與層之間的高度，33樓為3.4米；35樓為3米。

Floor to floor height to each residential property. 33/F is 3.4m; 35/F is 3m.

每個住宅物業的樓板（不包括灰泥）的厚度根據已批准結構圖則如下：

The thickness of floor slabs (excluding plaster) in the residential properties varies, according to the information set out in the approved structural plans are listed as follows:

第二座 Tower 2

樓層 Floor	每個住宅物業的樓板 (不包括灰泥)的厚度(毫米) Thickness of floor slabs (excluding plaster) of each residential property (mm)
33/F	150, 200
35/F	150, 175, 200, 300

平面圖的相關資料

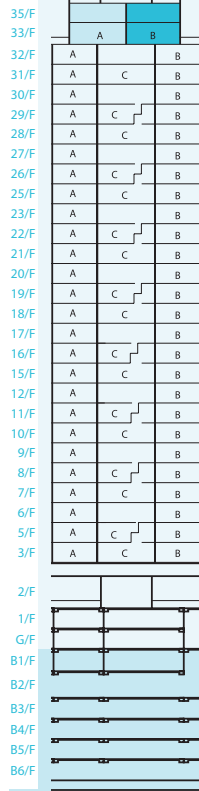
1. 部份住宅單位之假天花內裝置有冷氣及 / 或其他機電設備。
2. 部份百葉窗 (如有) 安裝於假天花之上且沒於平面圖顯示。
3. 露台 (如有)、工作平台 (如有) 及平台 (如有) 內可能裝有喉管建築裝飾及 / 或其他機電設備, 其位置請參考有關建築圖則。

Floor Plans Related

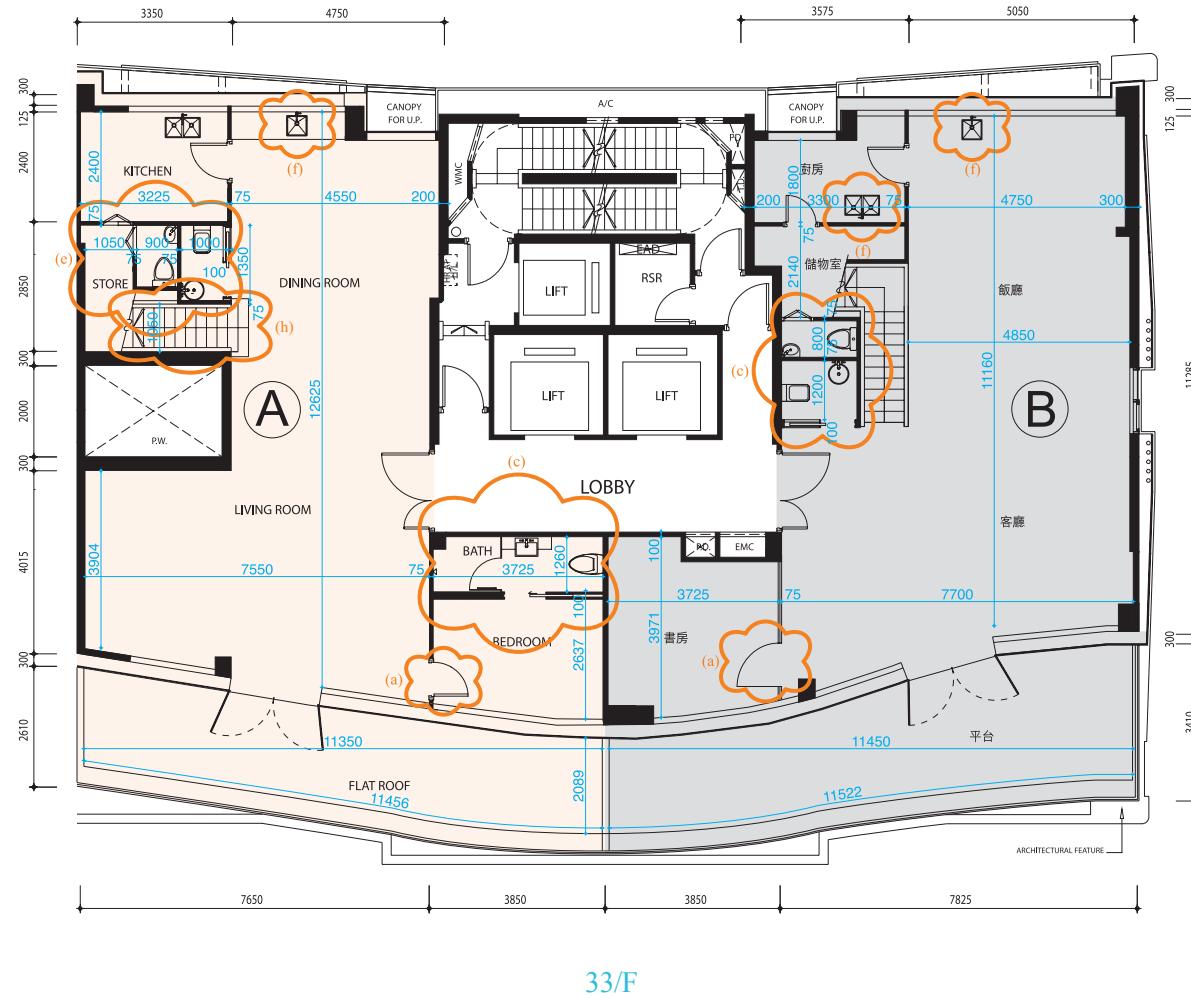
1. There are ceiling bulkheads in some residential units for enclosing the air-conditioning system and/or M&E services.
2. Some louvers (if any) that are hidden in false ceilings may not be indicated on the floor plans.
3. There may be pipes, architectural features and/or M&E services within the balconies (if any), utility platforms (if any) and flat roofs (if any). Please refer to the relevant Building Plans for their locations.

圖例 Legend:

冷氣機位 A/C	抽風槽 EAD	消防喉轆 (高位) HR AT H/L	主人房 Master Bedroom	電線槽 T.D.
建築裝飾 Architectural Feature	電錶櫃 EMC	廚房 Kitchen	管道槽 P.D.	水錶櫃 W.M.C
浴室 Bath	電錶房 EMR	電梯 Lift	喉管井 P.W.	
睡房 Bedroom	家庭室 FAM.	電梯槽 Lift Shaft	垃圾回收房 RSR	
工作平台之簷蓋 Canopy for U.P.	垃圾回收房內之風扇房 Fan Room for RSR	客廳 Living Room	儲物室 Store	
飯廳 Dinning Room	平台 Flat Roof	電梯大堂 Lobby	書房 Study	



住宅由3樓開始，不設4、13、14、24及34樓。
Residential floors start from 3/F and 4/F, 13/F, 14/F, 24/F & 34/F are omitted.



因住宅物業的較高樓層的結構牆的厚度遞減，較高樓層的內部面積，一般比較低樓層的內部面積稍大。

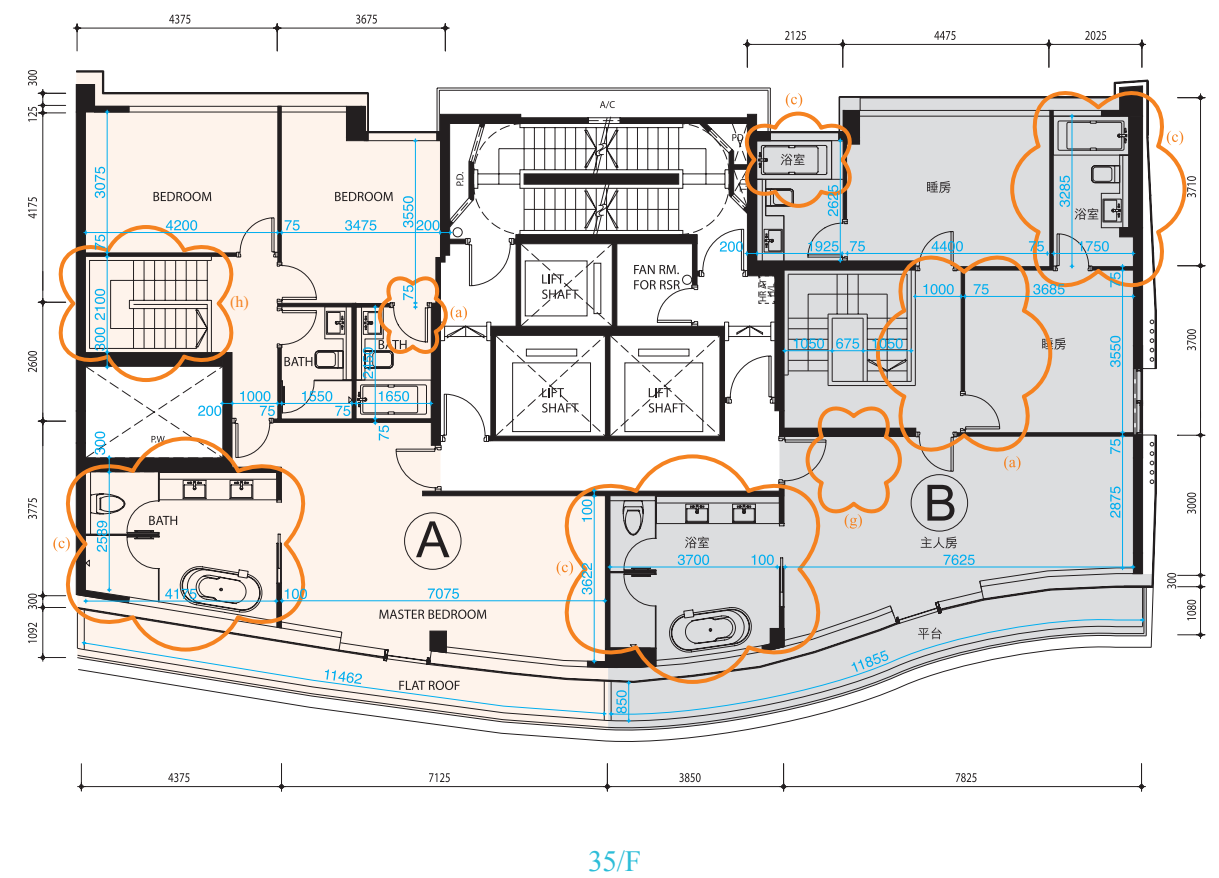
The internal areas of the residential properties on the upper floors will generally be slightly larger than those on the lower floors because of the reducing thickness of the structural walls on the upper floors.

平面圖所列之數字為以毫米標示之建築結構尺寸。

The dimensions in floor plans are all structural dimensions in millimeter.

住宅單位的層與層之間的高度，33樓為3.4米；35樓為3米。

Floor to floor height to each residential property. 33/F is 3.4m; 35/F is 3m.



35/F



每個住宅物業的樓板（不包括灰泥）的厚度根據已批准結構圖則如下：

The thickness of floor slabs (excluding plaster) in the residential properties varies, according to the information set out in the approved structural plans are listed as follows:

第三座 Tower 3

樓層 Floor	每個住宅物業的樓板 (不包括灰泥)的厚度(毫米) Thickness of floor slabs (excluding plaster) of each residential property (mm)
33/F	150, 200
35/F	150, 175, 200, 300

平面圖的相關資料

1. 部份住宅單位之假天花內裝置有冷氣及 / 或其他機電設備。
2. 部份百葉窗 (如有) 安裝於假天花之上且沒於平面圖顯示。
3. 露台 (如有)、工作平台 (如有) 及平台 (如有) 內可能裝有喉管建築裝飾及 / 或其他機電設備, 其位置請參考有關建築圖則。

Floor Plans Related

1. There are ceiling bulkheads in some residential units for enclosing the air-conditioning system and/or M&E services.
2. Some louvers (if any) that are hidden in false ceilings may not be indicated on the floor plans.
3. There may be pipes, architectural features and/or M&E services within the balconies (if any), utility platforms (if any) and flat roofs (if any). Please refer to the relevant Building Plans for their locations.

第三座 33 及 35 樓 A 及 B 單位在發展項目落成後進行小型工程或獲《建築物條例》豁免的工程而有所改動。該等改動大概位置於平面圖中標出。該等改動列出如下 (下文編號對應圖中附註編號 (如有)) :

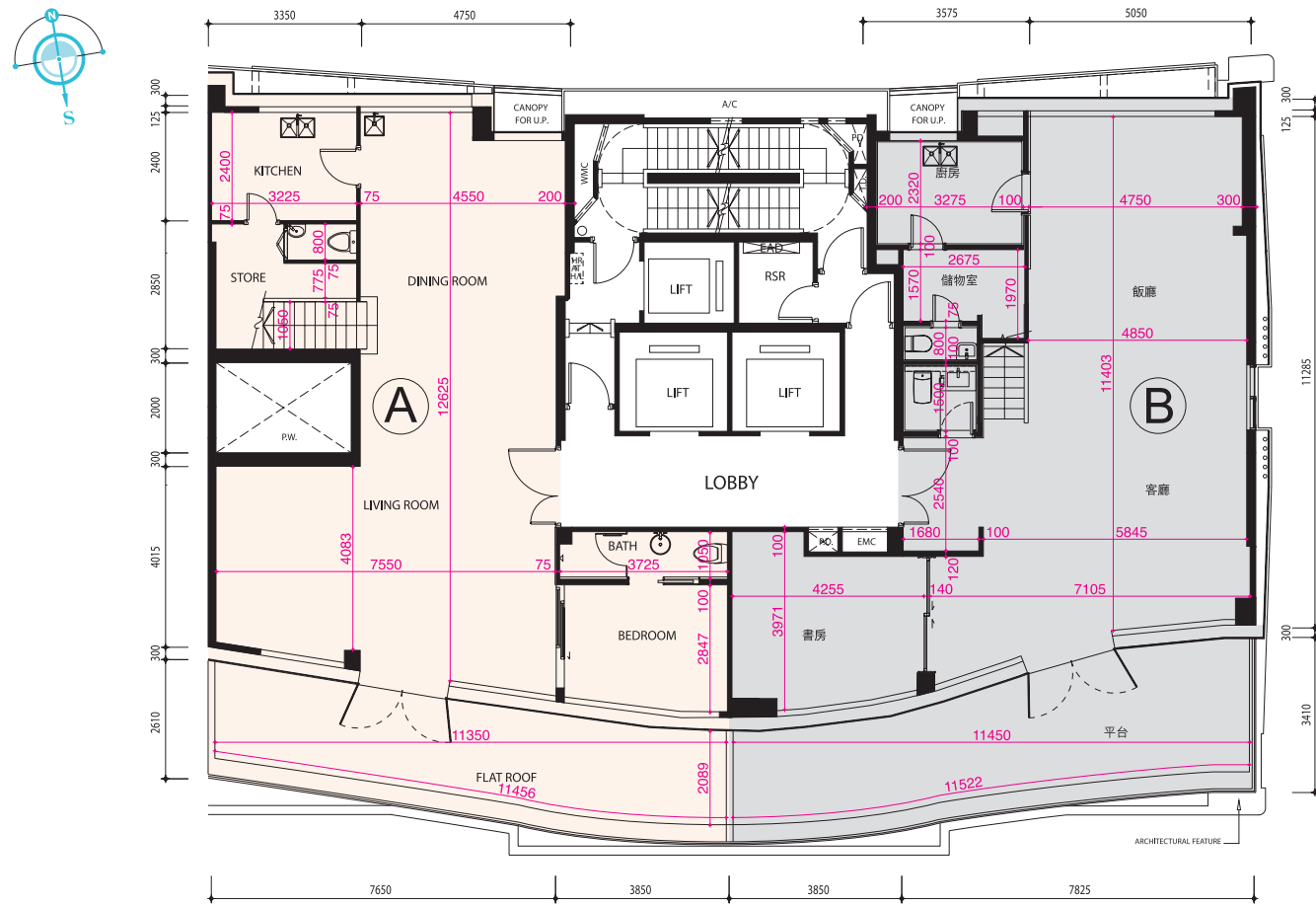
- (a) 門移位或拆除, 並以不同位置或不同設計之門取代。
- (b) 內牆拆除, 並以不同尺寸的牆及不同的裝置取代。
- (c) 浴室原本的牆及裝置移除或移位, 以不同尺寸的牆及不同的裝置取代。
- (d) 廚房原本的牆及裝置移除或移位, 以不同尺寸的牆及不同的裝置取代。
- (e) 儲物室原本的牆及裝置移除或移位, 以不同尺寸的牆及不同的裝置取代。
- (f) 洗手盆裝置移位或移除。
- (g) 主人房間隔經修改。
- (h) 拆除樓梯扶手。

T3 33/F & 35/F unit A & B have been altered by way of minor works or exempted works under the Buildings Ordinance after completion of the Development. The approximate location of the alterations are indicated in the floor plan and the alterations are set out below (numbering below refers to the remarks, if any, in the plan):

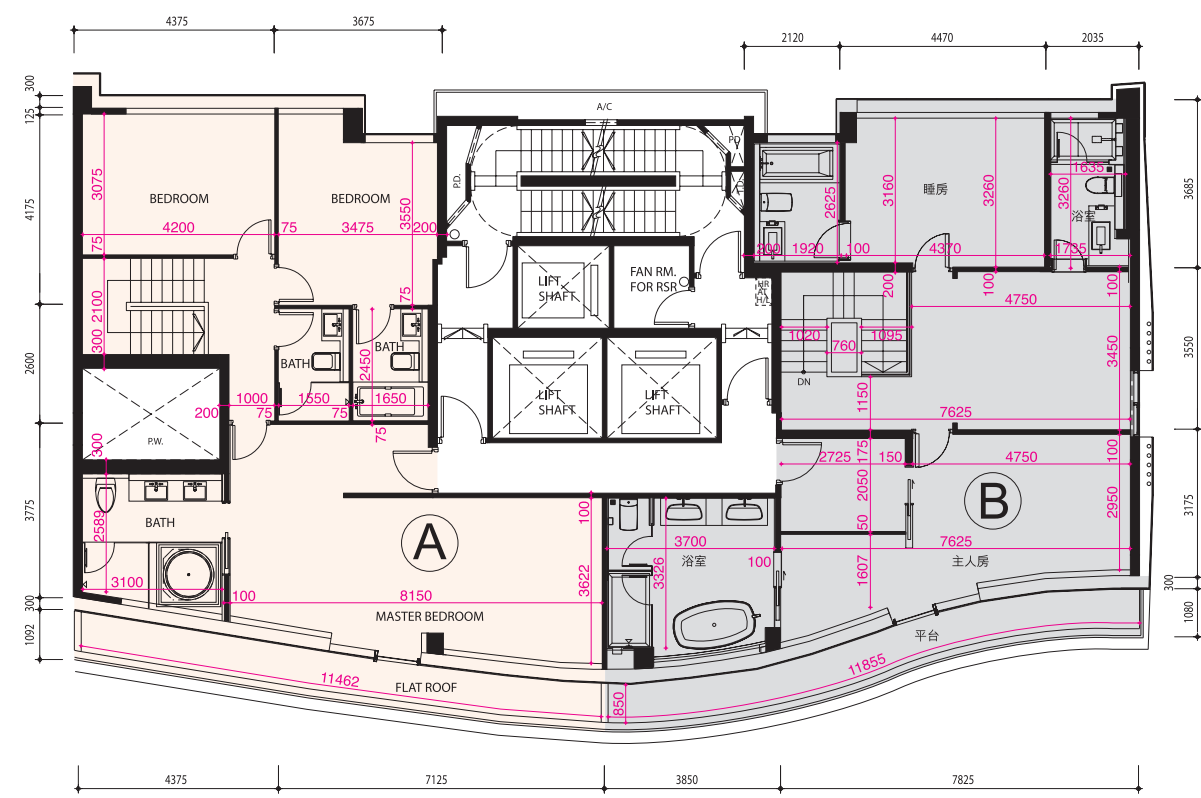
- (a) Door relocated or removed and replaced by a door at a different location or different design.
- (b) Original walls removed, replaced with walls of different dimension and fitted with different fittings.
- (c) Original walls and fittings of bathroom are demolished or relocated, replaced with walls of different dimension and fitted with different fittings.
- (d) Original walls and fittings of Kitchen are demolished or relocated, replaced with walls of different dimension and fitted with different fittings.
- (e) Original walls and fittings of Storeroom are demolished or relocated, replaced with walls of different dimension and fitted with different fittings.
- (f) Water Basin relocated or removed.
- (g) Master bedroom has amendment.
- (h) Stair handrails are removed.

圖例 Legend:

冷氣機位 A/C	抽風槽 EAD	消防喉轆 (高位) HR AT H/L	主人房 Master Bedroom	電線槽 T.D.
建築裝飾 Architectural Feature	電錶櫃 EMC	廚房 Kitchen	管道槽 P.D.	水錶櫃 W.M.C
浴室 Bath	電錶房 EMR	電梯 Lift	喉管井 P.W.	
睡房 Bedroom	家庭室 FAM.	電梯槽 Lift Shaft	垃圾回收房 RSR	
工作平台之簷蓋 Canopy for U.P.	垃圾回收房內之風扇房 Fan Room for RSR	客廳 Living Room	儲物室 Store	
飯廳 Dinning Room	平台 Flat Roof	電梯大堂 Lobby	書房 Study	

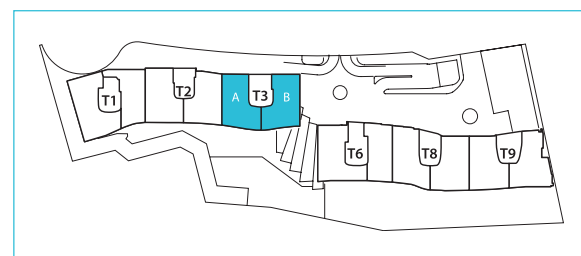


33/F



35/F

比例尺 SCALE 0(m) 1 2 3 4 5



因住宅物業的較高樓層的結構牆的厚度遞減，較高樓層的內部面積，一般比較低樓層的內部面積稍大。

The internal areas of the residential properties on the upper floors will generally be slightly larger than those on the lower floors because of the reducing thickness of the structural walls on the upper floors.

平面圖所列之數字為以毫米標示之建築結構尺寸。

The dimensions in floor plans are all structural dimensions in millimeter.

住宅單位的層與層之間的高度，33樓為3.4米；35樓為3米。

Floor to floor height to each residential property. 33/F is 3.4m; 35/F is 3m.

每個住宅物業的樓板（不包括灰泥）的厚度根據已批准結構圖則如下：

The thickness of floor slabs (excluding plaster) in the residential properties varies, according to the information set out in the approved structural plans are listed as follows:

第三座 Tower 3

樓層 Floor	每個住宅物業的樓板 (不包括灰泥)的厚度(毫米) Thickness of floor slabs (excluding plaster) of each residential property (mm)
33/F	150, 200
35/F	150, 175, 200, 300

平面圖的相關資料

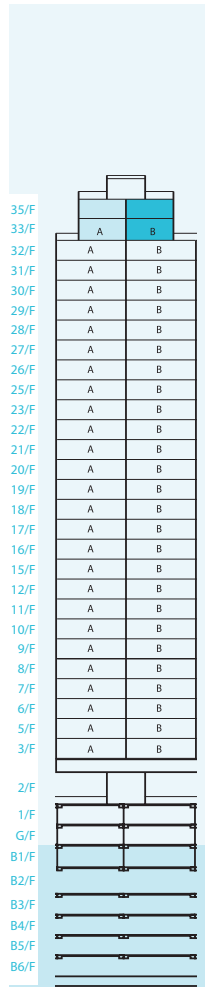
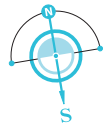
1. 部份住宅單位之假天花內裝置有冷氣及 / 或其他機電設備。
2. 部份百葉窗 (如有) 安裝於假天花之上且沒於平面圖顯示。
3. 露台 (如有)、工作平台 (如有) 及平台 (如有) 內可能裝有喉管建築裝飾及 / 或其他機電設備, 其位置請參考有關建築圖則。

Floor Plans Related

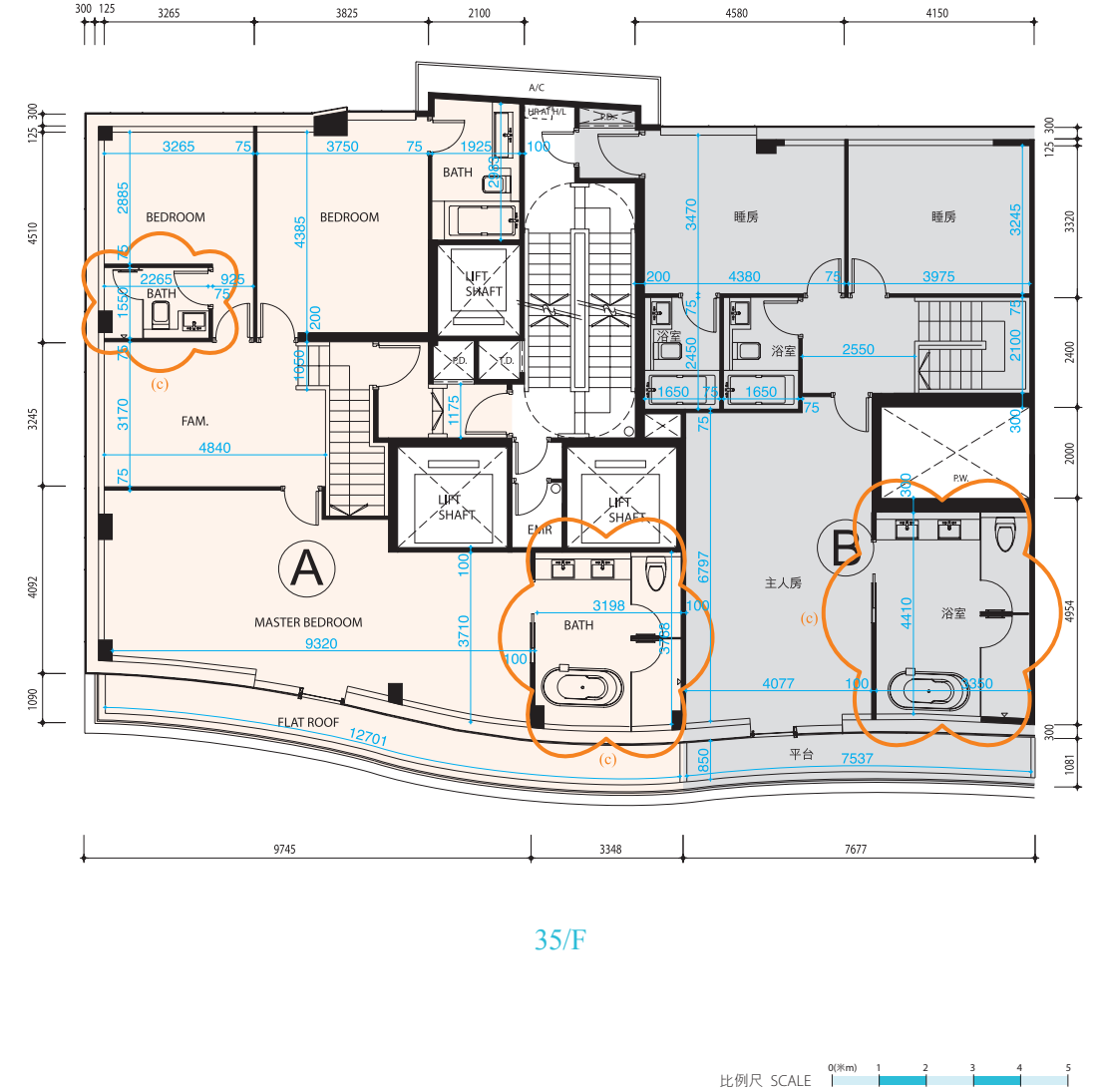
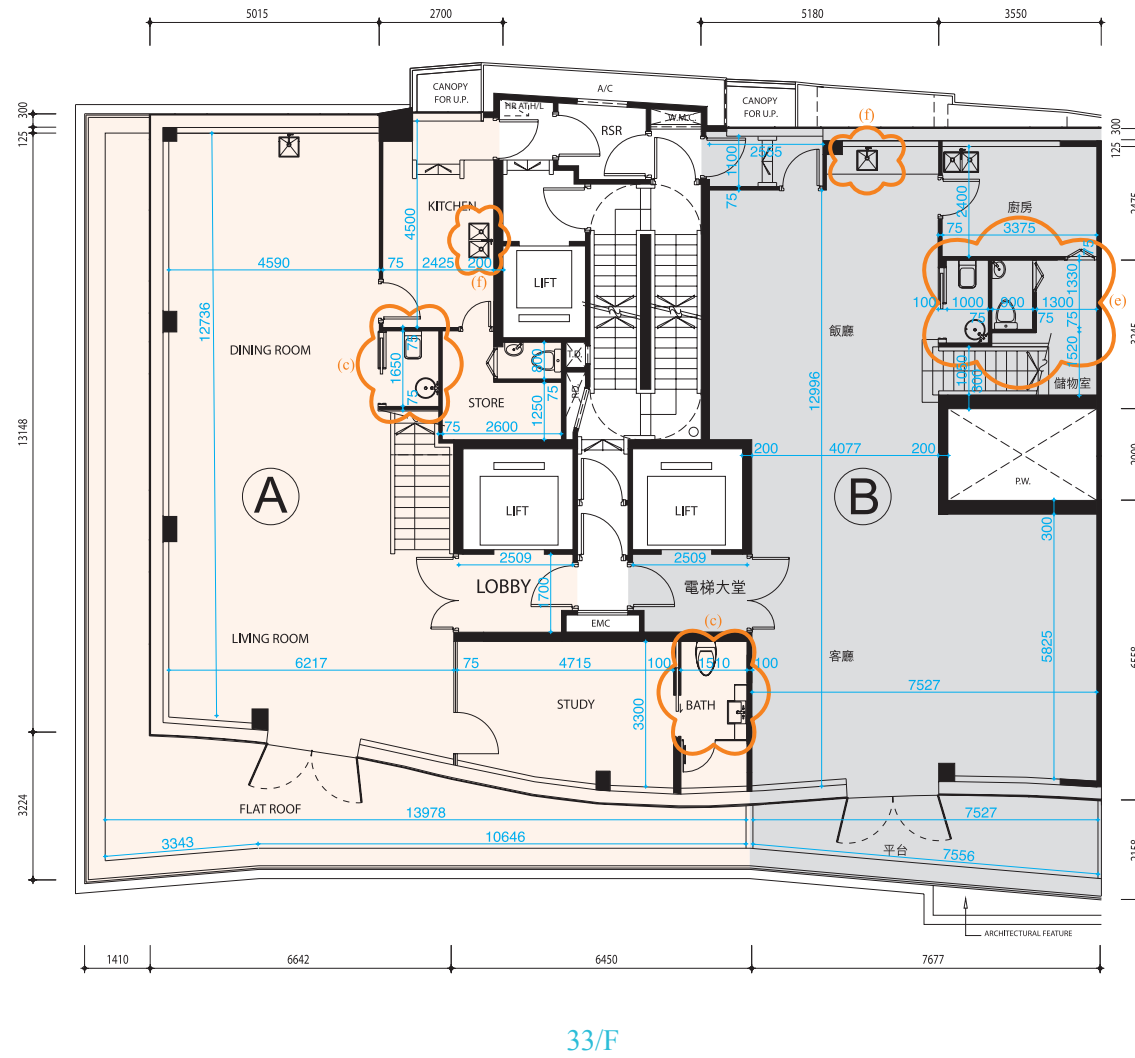
1. There are ceiling bulkheads in some residential units for enclosing the air-conditioning system and/or M&E services.
2. Some louvers (if any) that are hidden in false ceilings may not be indicated on the floor plans.
3. There may be pipes, architectural features and/or M&E services within the balconies (if any), utility platforms (if any) and flat roofs (if any). Please refer to the relevant Building Plans for their locations.

圖例 Legend:

冷氣機位 A/C	抽風槽 EAD	消防喉轆 (高位) HR AT H/L	主人房 Master Bedroom	電線槽 T.D.
建築裝飾 Architectural Feature	電錶櫃 EMC	廚房 Kitchen	管道槽 P.D.	水錶櫃 W.M.C
浴室 Bath	電錶房 EMR	電梯 Lift	喉管井 P.W.	
睡房 Bedroom	家庭室 FAM.	電梯槽 Lift Shaft	垃圾回收房 RSR	
工作平台之簷蓋 Canopy for U.P.	垃圾回收房內之風扇房 Fan Room for RSR	客廳 Living Room	儲物室 Store	
飯廳 Dinning Room	平台 Flat Roof	電梯大堂 Lobby	書房 Study	



住宅由3樓開始，不設4、13、14、24及34樓。
Residential floors start from 3/F and 4/F, 13/F, 14/F, 24/F & 34/F are omitted.



因住宅物業的較高樓層的結構牆的厚度遞減，較高樓層的內部面積，一般比較低樓層的內部面積稍大。

The internal areas of the residential properties on the upper floors will generally be slightly larger than those on the lower floors because of the reducing thickness of the structural walls on the upper floors.

平面圖所列之數字為以毫米標示之建築結構尺寸。

The dimensions in floor plans are all structural dimensions in millimeter.

住宅單位的層與層之間的高度，33樓為3.4米；35樓為3米。

Floor to floor height to each residential property. 33/F is 3.4m; 35/F is 3m.

每個住宅物業的樓板（不包括灰泥）的厚度根據已批准結構圖則如下：

The thickness of floor slabs (excluding plaster) in the residential properties varies, according to the information set out in the approved structural plans are listed as follows:

第六座 Tower 6

樓層 Floor	每個住宅物業的樓板 (不包括灰泥)的厚度(毫米) Thickness of floor slabs (excluding plaster) of each residential property (mm)
33/F	150, 200
35/F	150, 175, 200, 300

平面圖的相關資料

1. 部份住宅單位之假天花內裝置有冷氣及/或其他機電設備。
2. 部份百葉窗(如有)安裝於假天花之上且沒於平面圖顯示。
3. 露台(如有)、工作平台(如有)及平台(如有)內可能裝有喉管建築裝飾及/或其他機電設備,其位置請參考有關建築圖則。

Floor Plans Related

1. There are ceiling bulkheads in some residential units for enclosing the air-conditioning system and/or M&E services.
2. Some louvers (if any) that are hidden in false ceilings may not be indicated on the floor plans.
3. There may be pipes, architectural features and/or M&E services within the balconies (if any), utility platforms (if any) and flat roofs (if any). Please refer to the relevant Building Plans for their locations.

第六座 33 及 35 樓 A 及 B 單位在發展項目落成後進行小型工程或獲《建築物條例》豁免的工程而有所改動。該等改動大概位置於平面圖中標出。該等改動列出如下(下文編號對應圖中附註編號(如有)):

- (a) 門移位或拆除,並以不同位置或不同設計之門取代。
- (b) 內牆拆除,並以不同尺寸的牆及不同的裝置取代。
- (c) 浴室原本的牆及裝置移除或移位,以不同尺寸的牆及不同的裝置取代。
- (d) 廚房原本的牆及裝置移除或移位,以不同尺寸的牆及不同的裝置取代。
- (e) 儲物室原本的牆及裝置移除或移位,以不同尺寸的牆及不同的裝置取代。
- (f) 洗手盆裝置移位或移除。

T6 33/F & 35/F unit A and B have been altered by way of minor works or exempted works under the Buildings Ordinance after completion of the Development. The approximate location of the alterations are indicated in the floor plan and the alterations are set out below (numbering below refers to the remarks, if any, in the plan):

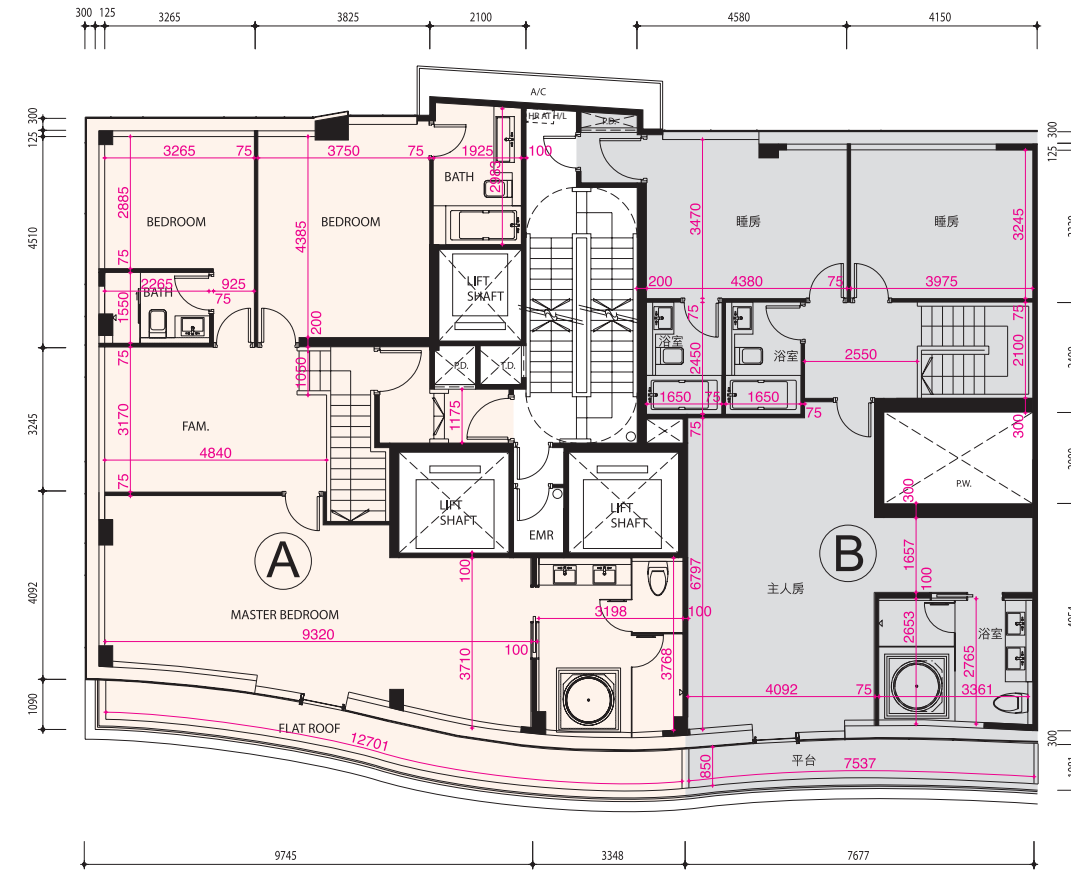
- (a) Door relocated or removed and replaced by a door at a different location or different design.
- (b) Original walls removed, replaced with walls of different dimension and fitted with different fittings.
- (c) Original walls and fittings of bathroom are demolished or relocated, replaced with walls of different dimension and fitted with different fittings.
- (d) Original walls and fittings of Kitchen are demolished or relocated, replaced with walls of different dimension and fitted with different fittings.
- (e) Original walls and fittings of Storeroom are demolished or relocated, replaced with walls of different dimension and fitted with different fittings.
- (f) Water Basin relocated or removed.

圖例 Legend:

冷氣機位 A/C	抽風槽 EAD	消防喉轆(高位) HR AT H/L	主人房 Master Bedroom	電線槽 T.D.
建築裝飾 Architectural Feature	電錶櫃 EMC	廚房 Kitchen	管道槽 P.D.	水錶櫃 W.M.C
浴室 Bath	電錶房 EMR	電梯 Lift	喉管井 P.W.	
睡房 Bedroom	家庭室 FAM.	電梯槽 Lift Shaft	垃圾回收房 RSR	
工作平台之簷蓋 Canopy for U.P.	垃圾回收房內之風扇房 Fan Room for RSR	客廳 Living Room	儲物室 Store	
飯廳 Dinning Room	平台 Flat Roof	電梯大堂 Lobby	書房 Study	

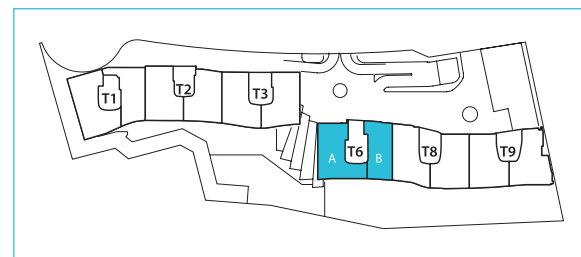


33/F



35/F

比例尺 SCALE 0/1(m) 1 2 3 4 5



因住宅物業的較高樓層的結構牆的厚度遞減，較高樓層的內部面積，一般比較低樓層的內部面積稍大。

The internal areas of the residential properties on the upper floors will generally be slightly larger than those on the lower floors because of the reducing thickness of the structural walls on the upper floors.

平面圖所列之數字為以毫米標示之建築結構尺寸。

The dimensions in floor plans are all structural dimensions in millimeter.

住宅單位的層與層之間的高度，33樓為3.4米；35樓為3米。

Floor to floor height to each residential property. 33/F is 3.4m; 35/F is 3m.

每個住宅物業的樓板（不包括灰泥）的厚度根據已批准結構圖則如下：

The thickness of floor slabs (excluding plaster) in the residential properties varies, according to the information set out in the approved structural plans are listed as follows:

第六座 Tower 6

樓層 Floor	每個住宅物業的樓板 (不包括灰泥)的厚度(毫米) Thickness of floor slabs (excluding plaster) of each residential property (mm)
33/F	150, 200
35/F	150, 175, 200, 300

平面圖的相關資料

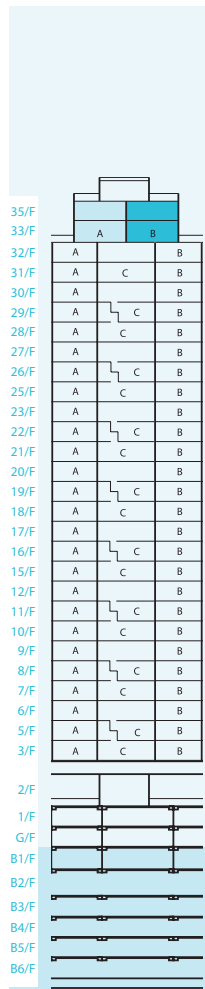
1. 部份住宅單位之假天花內裝置有冷氣及 / 或其他機電設備。
2. 部份百葉窗 (如有) 安裝於假天花之上且沒於平面圖顯示。
3. 露台 (如有)、工作平台 (如有) 及平台 (如有) 內可能裝有喉管建築裝飾及 / 或其他機電設備, 其位置請參考有關建築圖則。

Floor Plans Related

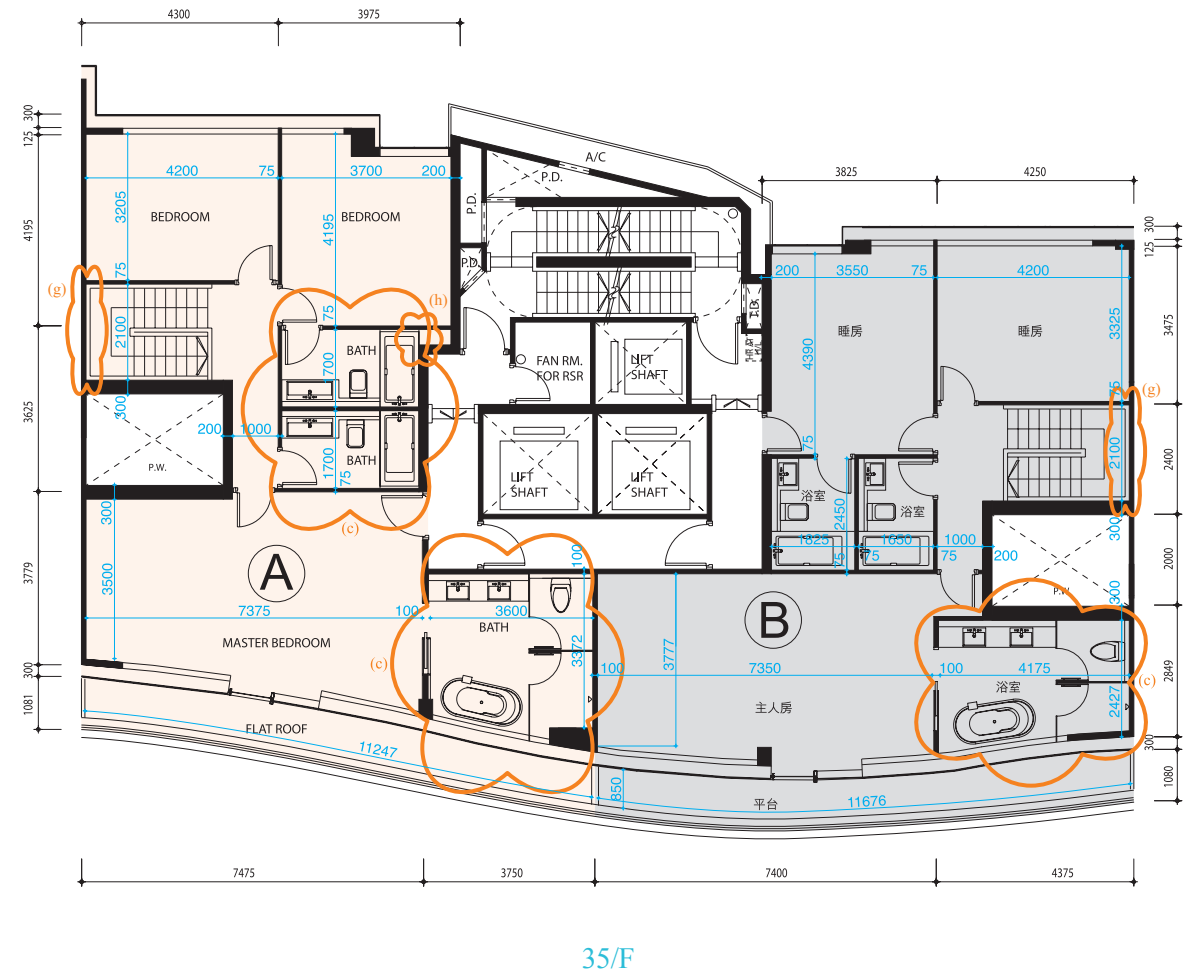
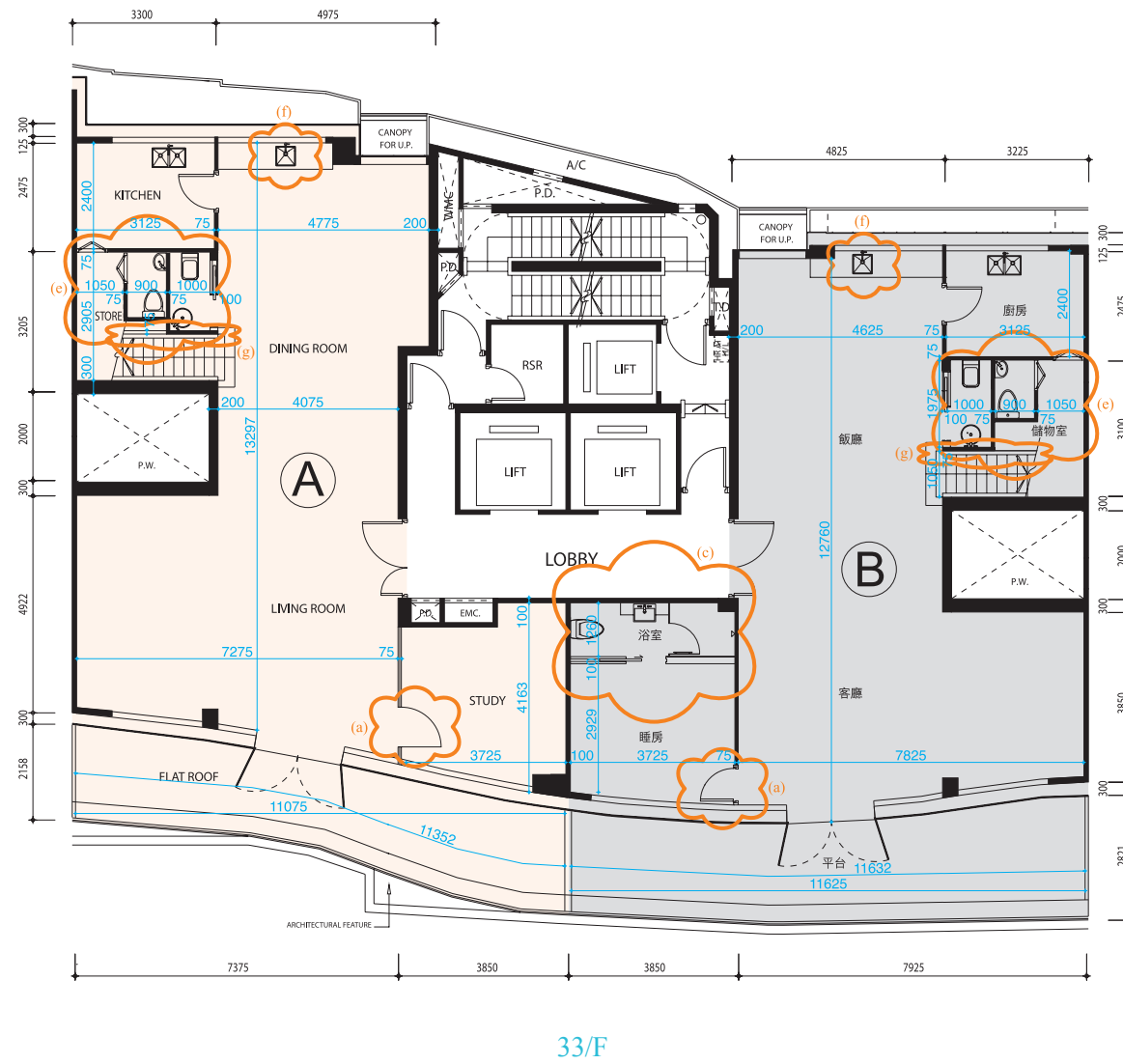
1. There are ceiling bulkheads in some residential units for enclosing the air-conditioning system and/or M&E services.
2. Some louvers (if any) that are hidden in false ceilings may not be indicated on the floor plans.
3. There may be pipes, architectural features and/or M&E services within the balconies (if any), utility platforms (if any) and flat roofs (if any). Please refer to the relevant Building Plans for their locations.

圖例 Legend:

冷氣機位 A/C	抽風槽 EAD	消防喉轆 (高位) HR AT H/L	主人房 Master Bedroom	電線槽 T.D.
建築裝飾 Architectural Feature	電錶櫃 EMC	廚房 Kitchen	管道槽 P.D.	水錶櫃 W.M.C
浴室 Bath	電錶房 EMR	電梯 Lift	喉管井 P.W.	
睡房 Bedroom	家庭室 FAM.	電梯槽 Lift Shaft	垃圾回收房 RSR	
工作平台之簷蓋 Canopy for U.P.	垃圾回收房內之風扇房 Fan Room for RSR	客廳 Living Room	儲物室 Store	
飯廳 Dinning Room	平台 Flat Roof	電梯大堂 Lobby	書房 Study	



住宅由3樓開始，不設4、13、14、24及34樓。
Residential floors start from 3/F and 4/F, 13/F, 14/F, 24/F & 34/F are omitted.



因住宅物業的較高樓層的結構牆的厚度遞減，較高樓層的內部面積，一般比較低樓層的內部面積稍大。

The internal areas of the residential properties on the upper floors will generally be slightly larger than those on the lower floors because of the reducing thickness of the structural walls on the upper floors.

平面圖所列之數字為以毫米標示之建築結構尺寸。

The dimensions in floor plans are all structural dimensions in millimeter.

住宅單位的層與層之間的高度，33樓為3.4米；35樓為3米。

Floor to floor height to each residential property. 33/F is 3.4m; 35/F is 3m.

每個住宅物業的樓板（不包括灰泥）的厚度根據已批准結構圖則如下：

The thickness of floor slabs (excluding plaster) in the residential properties varies, according to the information set out in the approved structural plans are listed as follows:

第八座 Tower 8

樓層 Floor	每個住宅物業的樓板 (不包括灰泥)的厚度(毫米) Thickness of floor slabs (excluding plaster) of each residential property (mm)
33/F	150, 200
35/F	150, 175, 200, 300

平面圖的相關資料

1. 部份住宅單位之假天花內裝置有冷氣及/或其他機電設備。
2. 部份百葉窗(如有)安裝於假天花之上且沒於平面圖顯示。
3. 露台(如有)、工作平台(如有)及平台(如有)內可能裝有喉管建築裝飾及/或其他機電設備,其位置請參考有關建築圖則。

Floor Plans Related

1. There are ceiling bulkheads in some residential units for enclosing the air-conditioning system and/or M&E services.
2. Some louvers (if any) that are hidden in false ceilings may not be indicated on the floor plans.
3. There may be pipes, architectural features and/or M&E services within the balconies (if any), utility platforms (if any) and flat roofs (if any). Please refer to the relevant Building Plans for their locations.

第八座33及35樓A及B單位在發展項目落成後進行小型工程或獲《建築物條例》豁免的工程而有所改動。該等改動大概位置於平面圖中標出。該等改動列出如下(下文編號對應圖中附註編號(如有)):

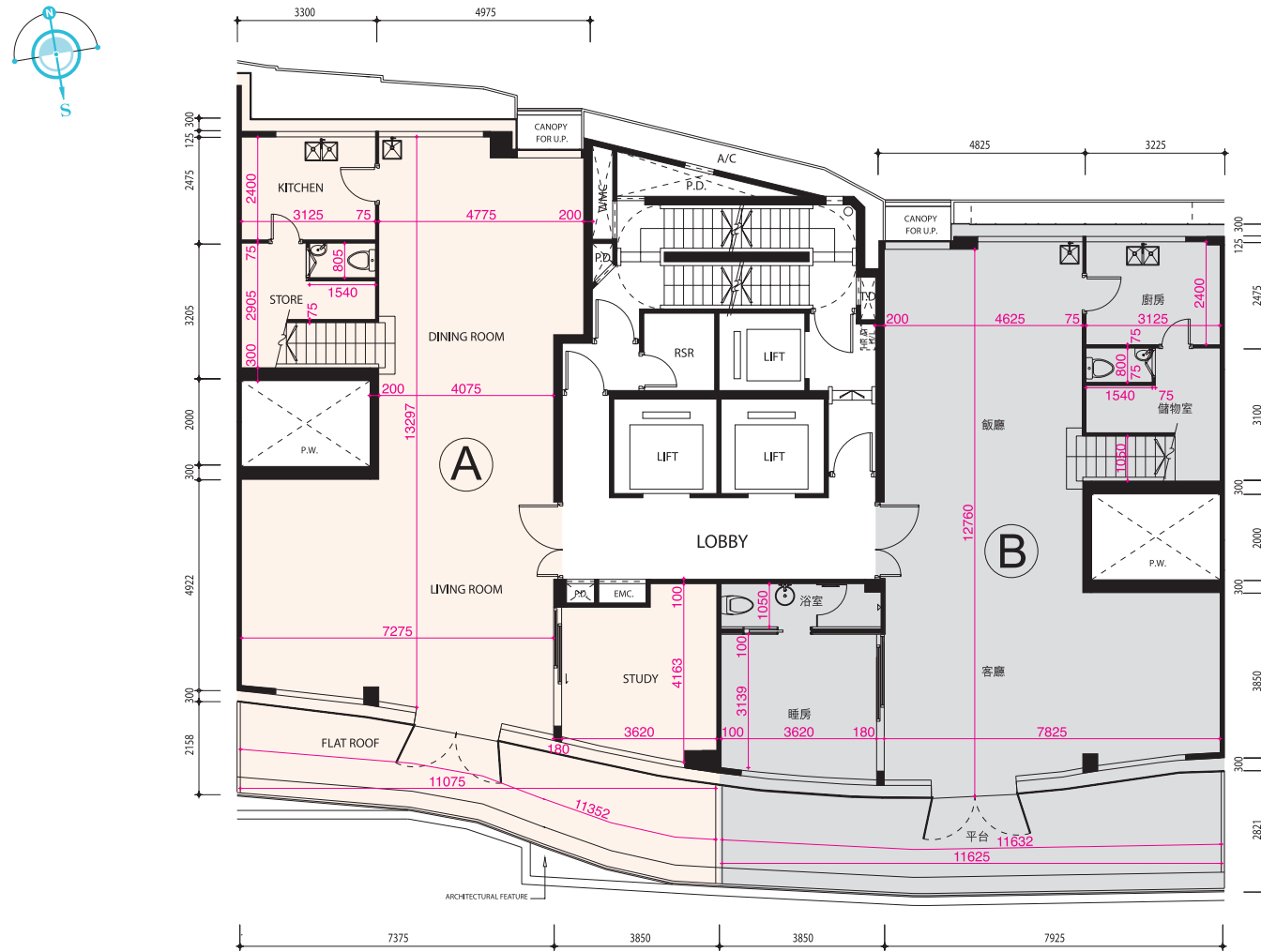
- (a) 門移位或拆除,並以不同位置或不同設計之門取代。
- (b) 內牆拆除,並以不同尺寸的牆及不同的裝置取代。
- (c) 浴室原本的牆及裝置移除或移位,以不同尺寸的牆及不同的裝置取代。
- (d) 廚房原本的牆及裝置移除或移位,以不同尺寸的牆及不同的裝置取代。
- (e) 儲物室原本的牆及裝置移除或移位,以不同尺寸的牆及不同的裝置取代。
- (f) 洗手盆裝置移位或移除。
- (g) 拆除樓梯扶手。
- (h) 豎設用磚建造的非承重牆。

T8 33/F & 35/F unit A & B have been altered by way of minor works or exempted works under the Buildings Ordinance after completion of the Development. The approximate location of the alterations are indicated in the floor plan and the alterations are set out below (numbering below refers to the remarks, if any, in the plan):

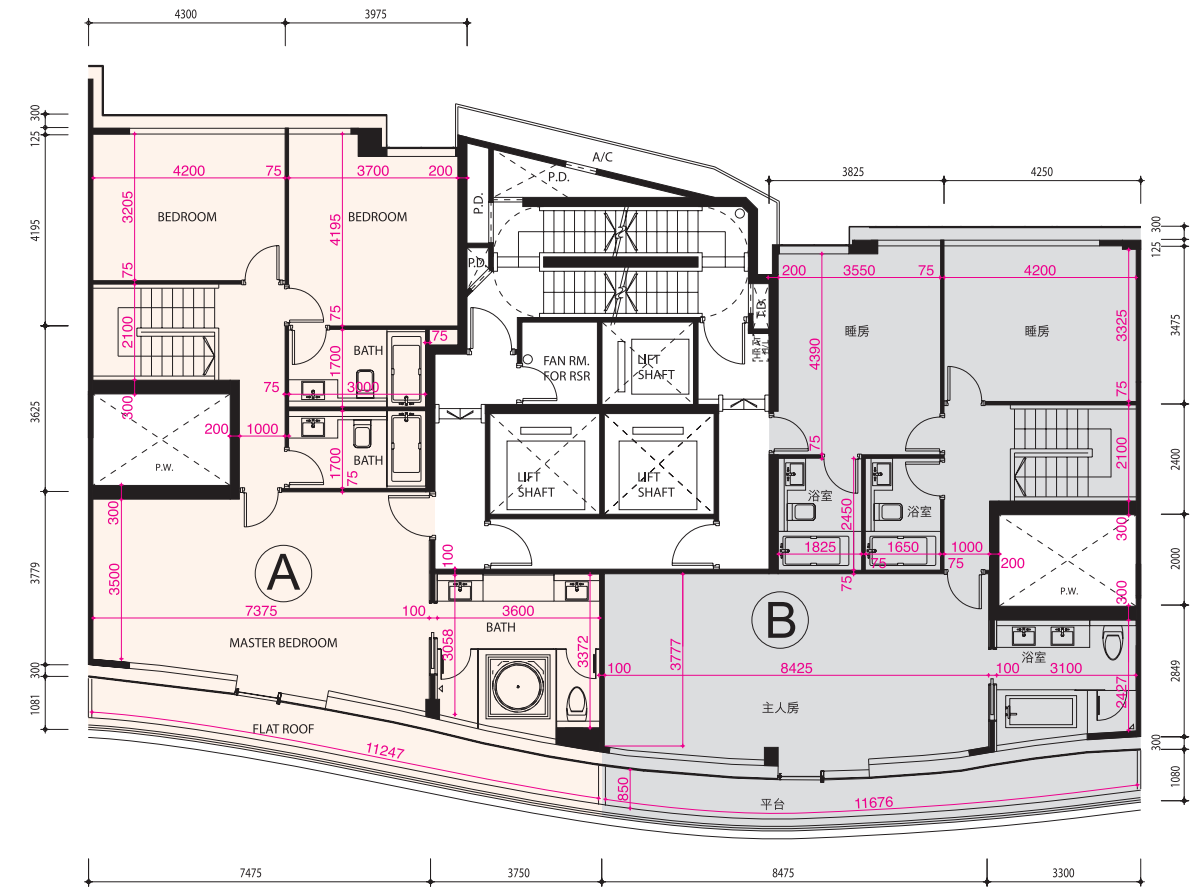
- (a) Door relocated or removed and replaced by a door at a different location or different design.
- (b) Original walls removed, replaced with walls of different dimension and fitted with different fittings.
- (c) Original walls and fittings of bathroom are demolished or relocated, replaced with walls of different dimension and fitted with different fittings.
- (d) Original walls and fittings of Kitchen are demolished or relocated, replaced with walls of different dimension and fitted with different fittings.
- (e) Original walls and fittings of Storeroom are demolished or relocated, replaced with walls of different dimension and fitted with different fittings.
- (f) Water Basin relocated or removed.
- (g) Stair handrails are removed.
- (h) Non-load bearing block wall is erected.

圖例 Legend:

冷氣機位 A/C	抽風槽 EAD	消防喉轆(高位) HR AT H/L	主人房 Master Bedroom	電線槽 T.D.
建築裝飾 Architectural Feature	電錶櫃 EMC	廚房 Kitchen	管道槽 P.D.	水錶櫃 W.M.C
浴室 Bath	電錶房 EMR	電梯 Lift	喉管井 P.W.	
睡房 Bedroom	家庭室 FAM.	電梯槽 Lift Shaft	垃圾回收房 RSR	
工作平台之簷蓋 Canopy for U.P.	垃圾回收房內之風扇房 Fan Room for RSR	客廳 Living Room	儲物室 Store	
飯廳 Dinning Room	平台 Flat Roof	電梯大堂 Lobby	書房 Study	

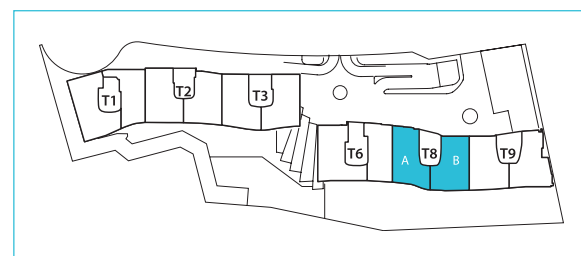


33/F



35/F

比例尺 SCALE 0/1(m) 1 2 3 4 5



因住宅物業的較高樓層的結構牆的厚度遞減，較高樓層的內部面積，一般比較低樓層的內部面積稍大。

The internal areas of the residential properties on the upper floors will generally be slightly larger than those on the lower floors because of the reducing thickness of the structural walls on the upper floors.

平面圖所列之數字為以毫米標示之建築結構尺寸。

The dimensions in floor plans are all structural dimensions in millimeter.

住宅單位的層與層之間的高度，33樓為3.4米；35樓為3米。

Floor to floor height to each residential property. 33/F is 3.4m; 35/F is 3m.

每個住宅物業的樓板（不包括灰泥）的厚度根據已批准結構圖則如下：

The thickness of floor slabs (excluding plaster) in the residential properties varies, according to the information set out in the approved structural plans are listed as follows:

第八座 Tower 8

樓層 Floor	每個住宅物業的樓板 (不包括灰泥)的厚度(毫米) Thickness of floor slabs (excluding plaster) of each residential property (mm)
33/F	150, 200
35/F	150, 175, 200, 300

平面圖的相關資料

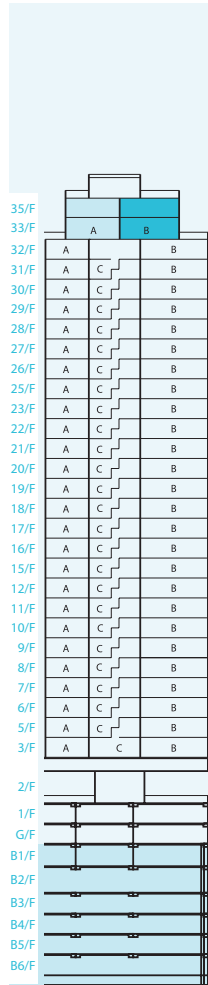
1. 部份住宅單位之假天花內裝置有冷氣及 / 或其他機電設備。
2. 部份百葉窗 (如有) 安裝於假天花之上且沒於平面圖顯示。
3. 露台 (如有)、工作平台 (如有) 及平台 (如有) 內可能裝有喉管建築裝飾及 / 或其他機電設備, 其位置請參考有關建築圖則。

Floor Plans Related

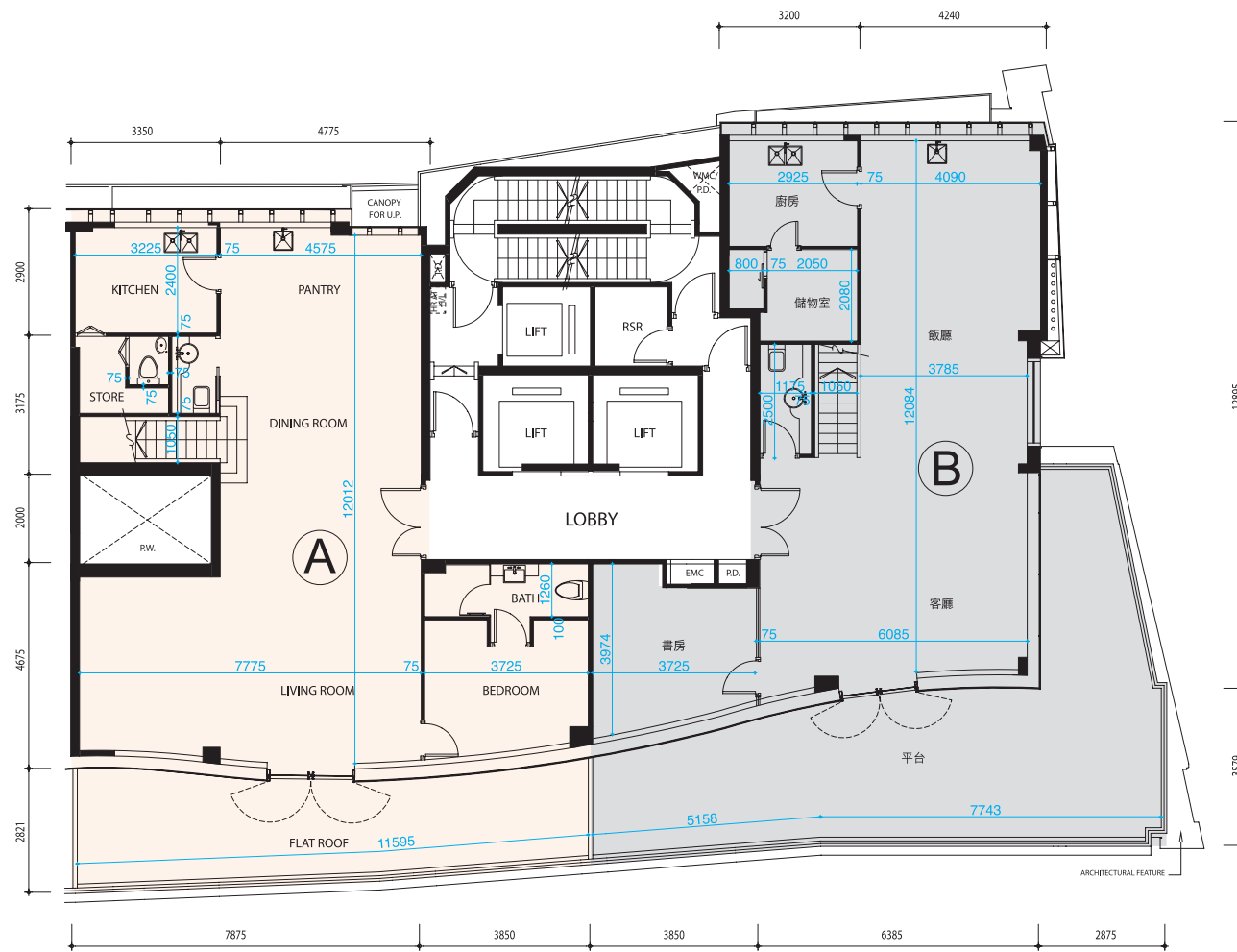
1. There are ceiling bulkheads in some residential units for enclosing the air-conditioning system and/or M&E services.
2. Some louvers (if any) that are hidden in false ceilings may not be indicated on the floor plans.
3. There may be pipes, architectural features and/or M&E services within the balconies (if any), utility platforms (if any) and flat roofs (if any). Please refer to the relevant Building Plans for their locations.

圖例 Legend:

冷氣機位 A/C	抽風槽 EAD	消防喉轆 (高位) HR AT H/L	主人房 Master Bedroom	電線槽 T.D.
建築裝飾 Architectural Feature	電錶櫃 EMC	廚房 Kitchen	管道槽 P.D.	水錶櫃 W.M.C
浴室 Bath	電錶房 EMR	電梯 Lift	喉管井 P.W.	
睡房 Bedroom	家庭室 FAM.	電梯槽 Lift Shaft	垃圾回收房 RSR	
工作平台之簷蓋 Canopy for U.P.	垃圾回收房內之風扇房 Fan Room for RSR	客廳 Living Room	儲物室 Store	
飯廳 Dinning Room	平台 Flat Roof	電梯大堂 Lobby	書房 Study	



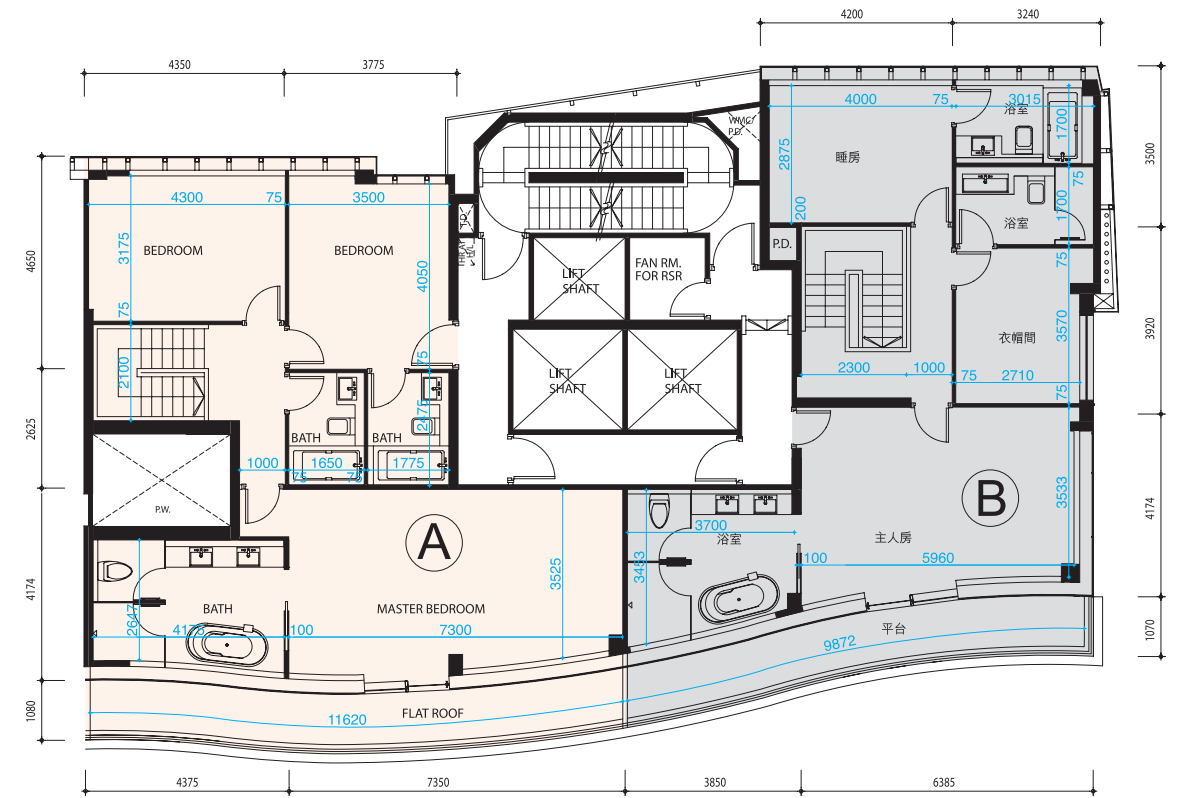
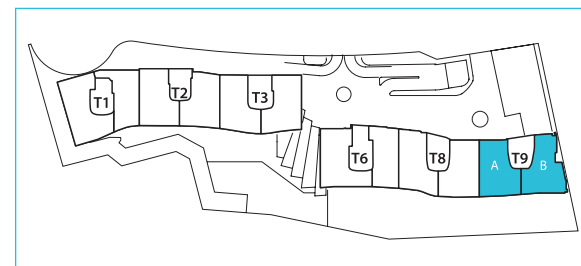
住宅由3樓開始，不設4、13、14、24及34樓。
Residential floors start from 3/F and 4/F, 13/F, 14/F, 24/F & 34/F are omitted.



33/F

因住宅物業的較高樓層的結構牆的厚度遞減，較高樓層的內部面積，一般比較低樓層的內部面積稍大。

The internal areas of the residential properties on the upper floors will generally be slightly larger than those on the lower floors because of the reducing thickness of the structural walls on the upper floors.



35/F

比例尺 SCALE 0(m) 1 2 3 4 5

平面圖所列之數字為以毫米標示之建築結構尺寸。

The dimensions in floor plans are all structural dimensions in millimeter.

住宅單位的層與層之間的高度，33樓為3.4米；35樓為3米。

Floor to floor height to each residential property. 33/F is 3.4m; 35/F is 3m.

每個住宅物業的樓板（不包括灰泥）的厚度根據已批准結構圖則如下：

The thickness of floor slabs (excluding plaster) in the residential properties varies, according to the information set out in the approved structural plans are listed as follows:

第九座 Tower 9

樓層 Floor	每個住宅物業的樓板 (不包括灰泥)的厚度(毫米) Thickness of floor slabs (excluding plaster) of each residential property (mm)
33/F	150, 200
35/F	150, 175, 200, 300

平面圖的相關資料

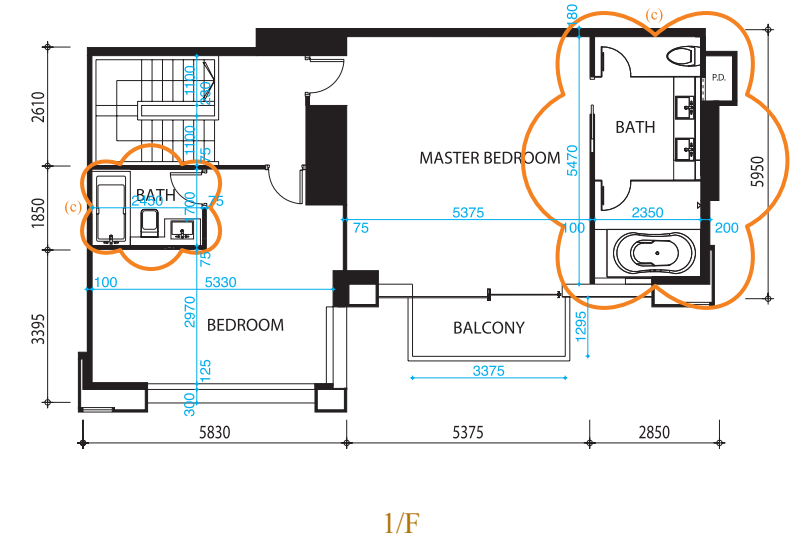
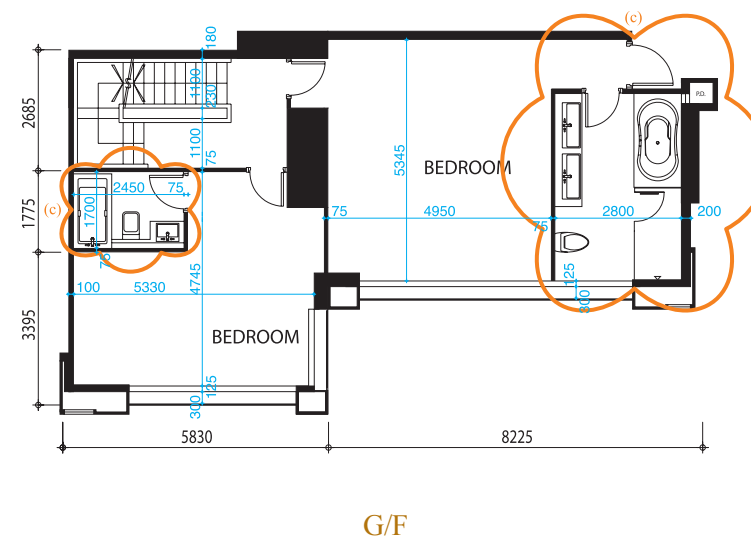
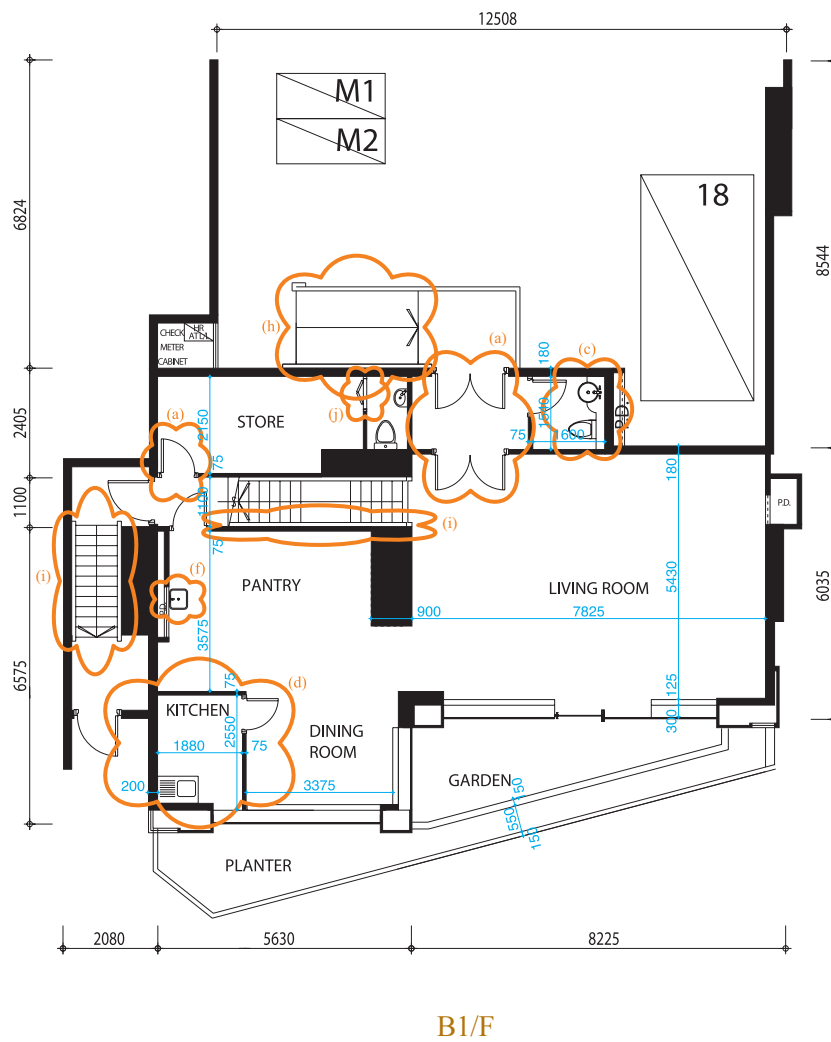
1. 部份住宅單位之假天花內裝置有冷氣及 / 或其他機電設備。
2. 部份百葉窗 (如有) 安裝於假天花之上且沒於平面圖顯示。
3. 露台 (如有)、工作平台 (如有) 及平台 (如有) 內可能裝有喉管建築裝飾及 / 或其他機電設備, 其位置請參考有關建築圖則。

Floor Plans Related

1. There are ceiling bulkheads in some residential units for enclosing the air-conditioning system and/or M&E services.
2. Some louvers (if any) that are hidden in false ceilings may not be indicated on the floor plans.
3. There may be pipes, architectural features and/or M&E services within the balconies (if any), utility platforms (if any) and flat roofs (if any). Please refer to the relevant Building Plans for their locations.

圖例 Legend:

冷氣機位 A/C	抽風槽 EAD	消防喉轆 (高位) HR AT H/L	主人房 Master Bedroom	電線槽 T.D.
建築裝飾 Architectural Feature	電錶櫃 EMC	廚房 Kitchen	管道槽 P.D.	水錶櫃 W.M.C
浴室 Bath	電錶房 EMR	電梯 Lift	喉管井 P.W.	
睡房 Bedroom	家庭室 FAM.	電梯槽 Lift Shaft	垃圾回收房 RSR	
工作平台之簷蓋 Canopy for U.P.	垃圾回收房內之風扇房 Fan Room for RSR	客廳 Living Room	儲物室 Store	
飯廳 Dinning Room	平台 Flat Roof	電梯大堂 Lobby	書房 Study	



因住宅物業的較高樓層的結構牆的厚度遞減，較高樓層的內部面積，一般比較低樓層的內部面積稍大。

The internal areas of the residential properties on the upper floors will generally be slightly larger than those on the lower floors because of the reducing thickness of the structural walls on the upper floors.

平面圖所列之數字為以毫米標示之建築結構尺寸。

The dimensions in floor plans are all structural dimensions in millimeter.

住宅單位的層與層之間的高度，B1樓為3.5米；地下及1樓為3.075米。

Floor to floor height to each residential property. B1/F is 3.5m; G/F and 1/F is 3.075m.

每個住宅物業的樓板（不包括灰泥）的厚度根據已批准結構圖則如下：

The thickness of floor slabs (excluding plaster) in the residential properties varies, according to the information set out in the approved structural plans are listed as follows:

花園洋房單位1號

樓層 Floor	每個住宅物業的樓板 (不包括灰泥)的厚度(毫米) Thickness of floor slabs (excluding plaster) of each residential property (mm)
B1/F	170, 175, 185, 200
G/F	150, 175, 200
1/F	150, 200, 250

平面圖的相關資料

1. 部份住宅單位之假天花內裝置有冷氣及/或其他機電設備。
2. 部份百葉窗(如有)安裝於假天花之上且沒於平面圖顯示。
3. 露台(如有)、工作平台(如有)及平台(如有)內可能裝有喉管建築裝飾及/或其他機電設備,其位置請參考有關建築圖則。

Floor Plans Related

1. There are ceiling bulkheads in some residential units for enclosing the air-conditioning system and/or M&E services.
2. Some louvers (if any) that are hidden in false ceilings may not be indicated on the floor plans.
3. There may be pipes, architectural features and/or M&E services within the balconies (if any), utility platforms (if any) and flat roofs (if any). Please refer to the relevant Building Plans for their locations.

花園洋房單位1號在發展項目落成後進行小型工程或獲《建築物條例》豁免的工程而有所改動。該等改動大概位置於樓面圖中標出。該等改動列出如下(下文編號對應圖中附註編號(如有)):

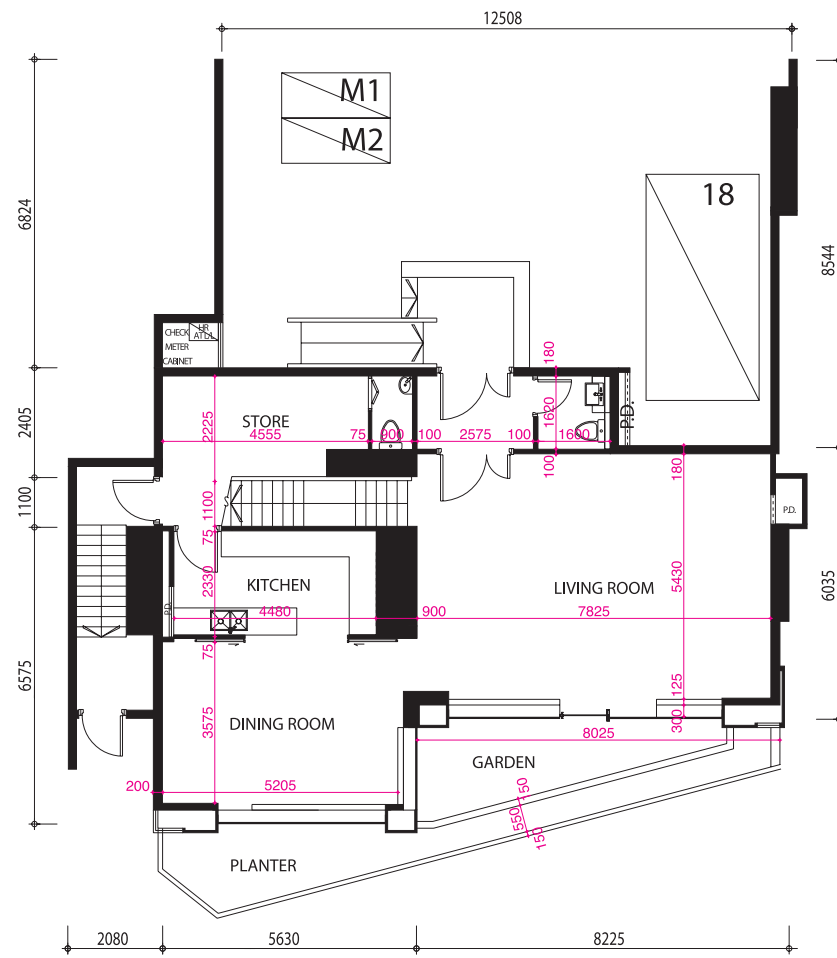
- (a) 門移位或拆除,並以不同位置或不同設計之門取代。
- (b) 內牆拆除,並以不同尺寸的牆及不同的裝置取代。
- (c) 浴室原本的牆及裝置移除或移位,以不同尺寸的牆及不同的裝置取代。
- (d) 廚房原本的牆及裝置移除或移位,以不同尺寸的牆及不同的裝置取代。
- (e) 儲物室原本的牆及裝置移除或移位,以不同尺寸的牆及不同的裝置取代。
- (f) 洗手盆裝置移位或移除。
- (g) 餐飲室改為廚房及以不同裝置取代。
- (h) 於入口之斜通道經改動,以不同設計之斜通道取代。
- (i) 拆除樓梯扶手。
- (j) 修改摺門之開啟方向。

Garden House Unit No. 1 have been altered by way of minor works or exempted works under the Buildings Ordinance after completion of the Development. The approximate location of the alterations are indicated in the floor plan and the alterations are set out below (numbering below refers to the remarks, if any, in the plan):

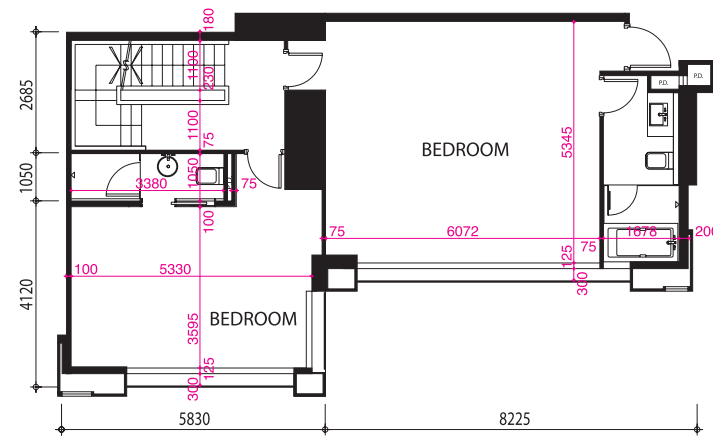
- (a) Door relocated or removed and replaced by a door at a different location or different design.
- (b) Original walls removed, replaced with walls of different dimension and fitted with different fittings.
- (c) Original walls and fittings of bathroom are demolished or relocated, replaced with walls of different dimension and fitted with different fittings.
- (d) Original walls and fittings of Kitchen are demolished or relocated, replaced with walls of different dimension and fitted with different fittings.
- (e) Original walls and fittings of Storeroom are demolished or relocated, replaced with walls of different dimension and fitted with different fittings.
- (f) Water Basin relocated or removed.
- (g) Pantry change to kitchen and fitted with different fittings.
- (h) Access ramp at main entrance amended and replaced by a ramp of different design.
- (i) Stair handrails are removed.
- (j) Swing direction of the slide-fold door is amended.

圖例 Legend:

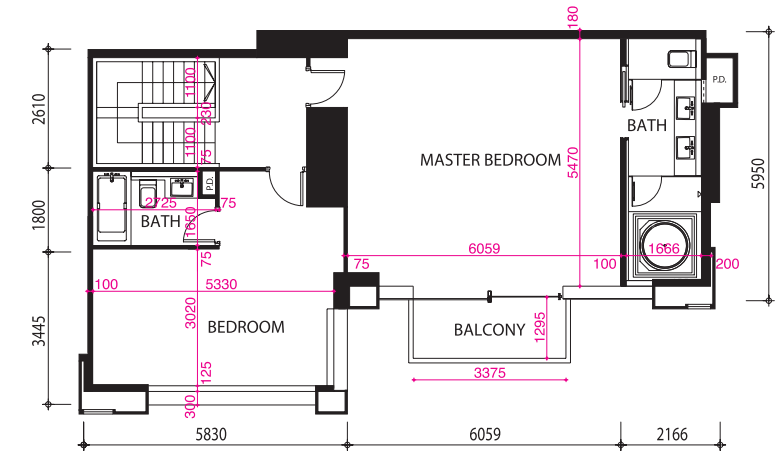
冷氣機位 A/C	飯廳 Dinning Room	消防喉轆 H.R.	主人房 Master Bedroom	儲物室 Store
建築裝飾 Architectural Feature	抽風槽 EAD	消防喉轆(低位) HR AT L/L	餐飲室 Pantry	書房 Study
露台 Balcony	電錶房 EMR	廚房 Kitchen	管道槽 P.D.	電線槽 T.D.
浴室 Bath	家庭室 FAM.	電梯 Lift	花槽 Planter	工作平台 U.P.
睡房 Bedroom	垃圾回收房內之風扇房 Fan Room for RSR	電梯槽 Lift Shaft	水池 Pool	水錶櫃 W.M.C
工作平台之簷蓋 Canopy for U.P.	平台 Flat Roof	客廳 Living Room	喉管井 P.W.	
電錶房 Check Meter Cabinet	花園 Garden	大堂 Lobby	垃圾回收房 RSR	



B1/F

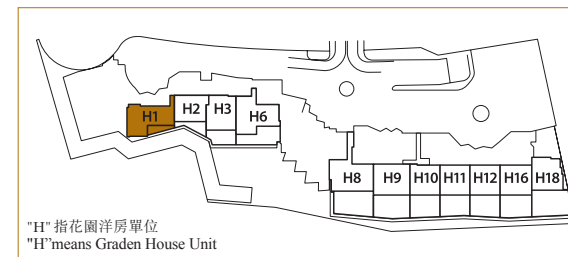


G/F



1/F

2/F	ES&A	H1	H2	H3	H6	H8	H9	H10	H11	H12	H16	H18
1/F	ES&A											
G/F	ES&A											
B1/F	ES&A											
B2/F	ES&A											
B3/F												
B4/F												
B5/F												
B6/F												



每個住宅物業的樓板 (不包括灰泥) 的厚度根據已批准結構圖則如下：

The thickness of floor slabs (excluding plaster) in the residential properties varies, according to the information set out in the approved structural plans are listed as follows:

花園洋房單位1號

平面圖所列之數字為以毫米標示之建築結構尺寸。

The dimensions in floor plans are all structural dimensions in millimeter.

住宅單位的層與層之間的高度，B1樓為3.5米；地下及1樓為3.075米。

Floor to floor height to each residential property. B1/F is 3.5m; G/F and 1/F is 3.075m.

因住宅物業的較高樓層的結構牆的厚度遞減，較高樓層的內部面積，一般比較低樓層的內部面積稍大。

The internal areas of the residential properties on the upper floors will generally be slightly larger than those on the lower floors because of the reducing thickness of the structural walls on the upper floors.

平面圖的相關資料

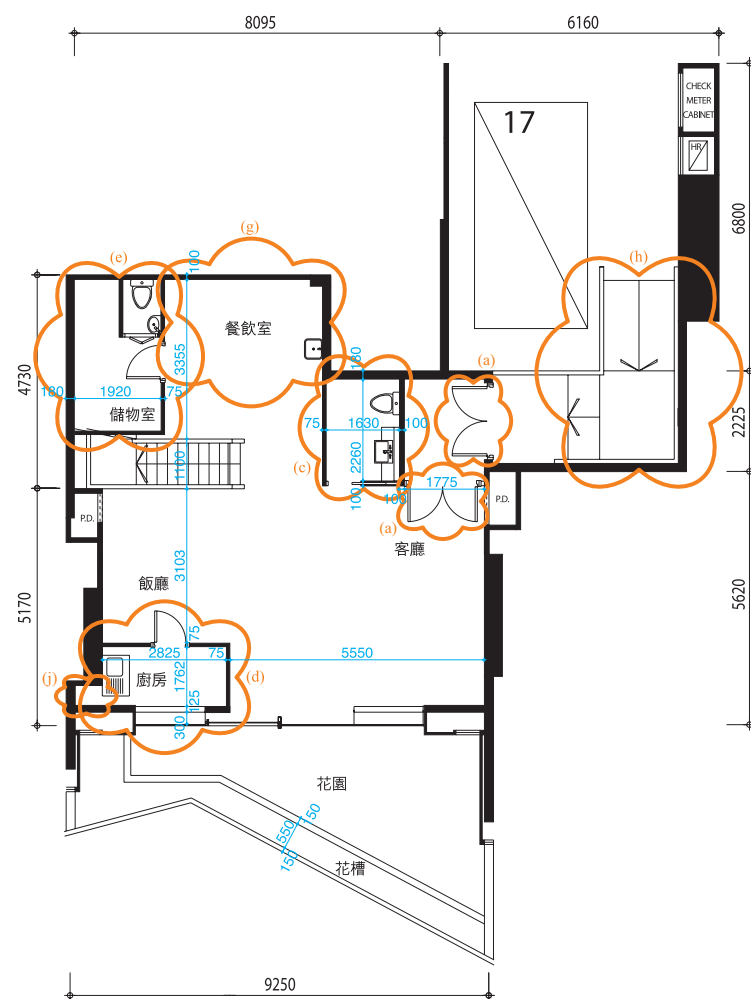
1. 部份住宅單位之假天花內裝置有冷氣及/或其他機電設備。
2. 部份百葉窗(如有)安裝於假天花之上且沒於平面圖顯示。
3. 露台(如有)、工作平台(如有)及平台(如有)內可能裝有喉管建築裝飾及/或其他機電設備,其位置請參考有關建築圖則。

Floor Plans Related

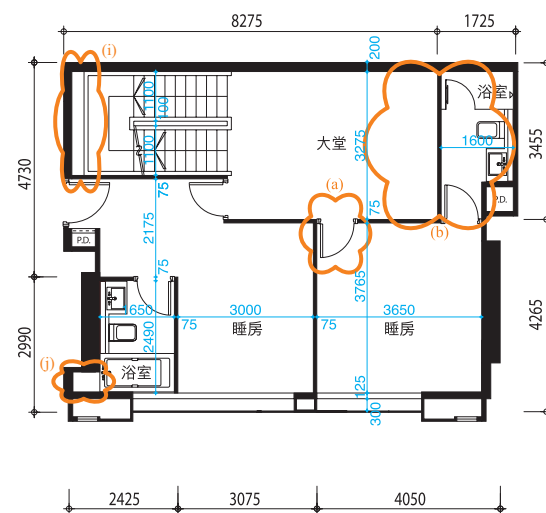
1. There are ceiling bulkheads in some residential units for enclosing the air-conditioning system and/or M&E services.
2. Some louvers (if any) that are hidden in false ceilings may not be indicated on the floor plans.
3. There may be pipes, architectural features and/or M&E services within the balconies (if any), utility platforms (if any) and flat roofs (if any). Please refer to the relevant Building Plans for their locations.

圖例 Legend:

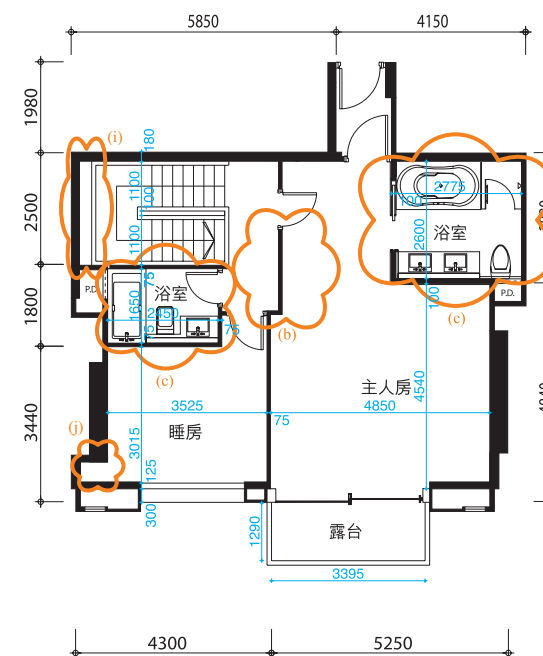
冷氣機位 A/C	飯廳 Dinning Room	消防喉轆 H.R.	主人房 Master Bedroom	儲物室 Store
建築裝飾 Architectural Feature	抽風槽 EAD	消防喉轆(低位) HR AT L/L	餐飲室 Pantry	書房 Study
露台 Balcony	電錶房 EMR	廚房 Kitchen	管道槽 P.D.	電線槽 T.D.
浴室 Bath	家庭室 FAM.	電梯 Lift	花槽 Planter	工作平台 U.P.
睡房 Bedroom	垃圾回收房內之風扇房 Fan Room for RSR	電梯槽 Lift Shaft	水池 Pool	水錶櫃 W.M.C
工作平台之簷蓋 Canopy for U.P.	平台 Flat Roof	客廳 Living Room	喉管井 P.W.	
電錶房 Check Meter Cabinet	花園 Garden	大堂 Lobby	垃圾回收房 RSR	



B1/F



G/F



1/F



因住宅物業的較高樓層的結構牆的厚度遞減，較高樓層的內部面積，一般比較低樓層的內部面積稍大。

The internal areas of the residential properties on the upper floors will generally be slightly larger than those on the lower floors because of the reducing thickness of the structural walls on the upper floors.

平面圖所列之數字為以毫米標示之建築結構尺寸。

The dimensions in floor plans are all structural dimensions in millimeter.

住宅單位的層與層之間的高度，B1樓為3.5米；地下及1樓為3.075米。

Floor to floor height to each residential property. B1/F is 3.5m; G/F and 1/F is 3.075m.

每個住宅物業的樓板（不包括灰泥）的厚度根據已批准結構圖則如下：

The thickness of floor slabs (excluding plaster) in the residential properties varies, according to the information set out in the approved structural plans are listed as follows:

花園洋房單位2號

樓層 Floor	每個住宅物業的樓板 (不包括灰泥)的厚度(毫米) Thickness of floor slabs (excluding plaster) of each residential property (mm)
B1/F	170, 175, 185, 200
G/F	150, 175, 200
1/F	150, 200, 250

平面圖的相關資料

1. 部份住宅單位之假天花內裝置有冷氣及/或其他機電設備。
2. 部份百葉窗(如有)安裝於假天花之上且沒於平面圖顯示。
3. 露台(如有)、工作平台(如有)及平台(如有)內可能裝有喉管建築裝飾及/或其他機電設備,其位置請參考有關建築圖則。

Floor Plans Related

1. There are ceiling bulkheads in some residential units for enclosing the air-conditioning system and/or M&E services.
2. Some louvers (if any) that are hidden in false ceilings may not be indicated on the floor plans.
3. There may be pipes, architectural features and/or M&E services within the balconies (if any), utility platforms (if any) and flat roofs (if any). Please refer to the relevant Building Plans for their locations.

花園洋房單位2號在發展項目落成後進行小型工程或獲《建築物條例》豁免的工程而有所改動。該等改動大概位置於樓面圖中標出。該等改動列出如下(下文編號對應圖中附註編號(如有)):

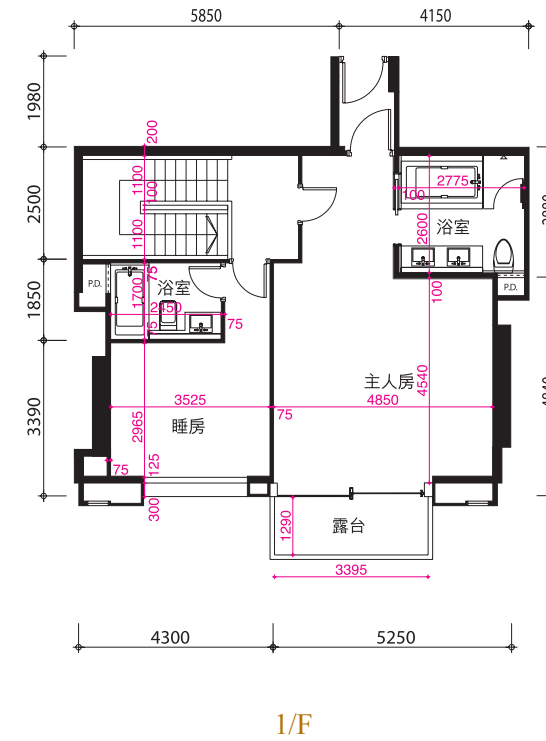
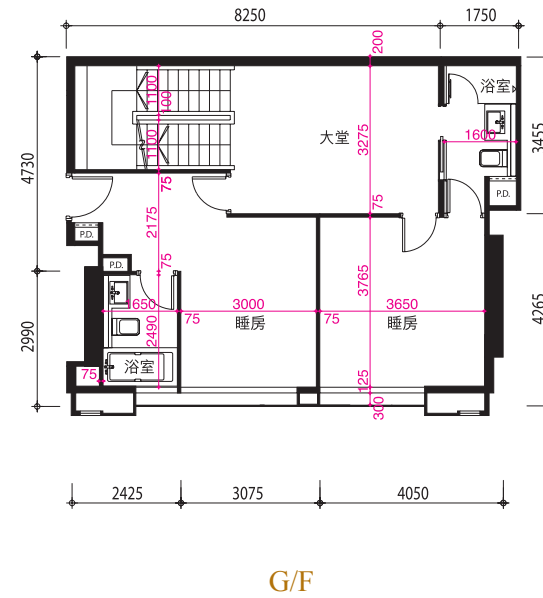
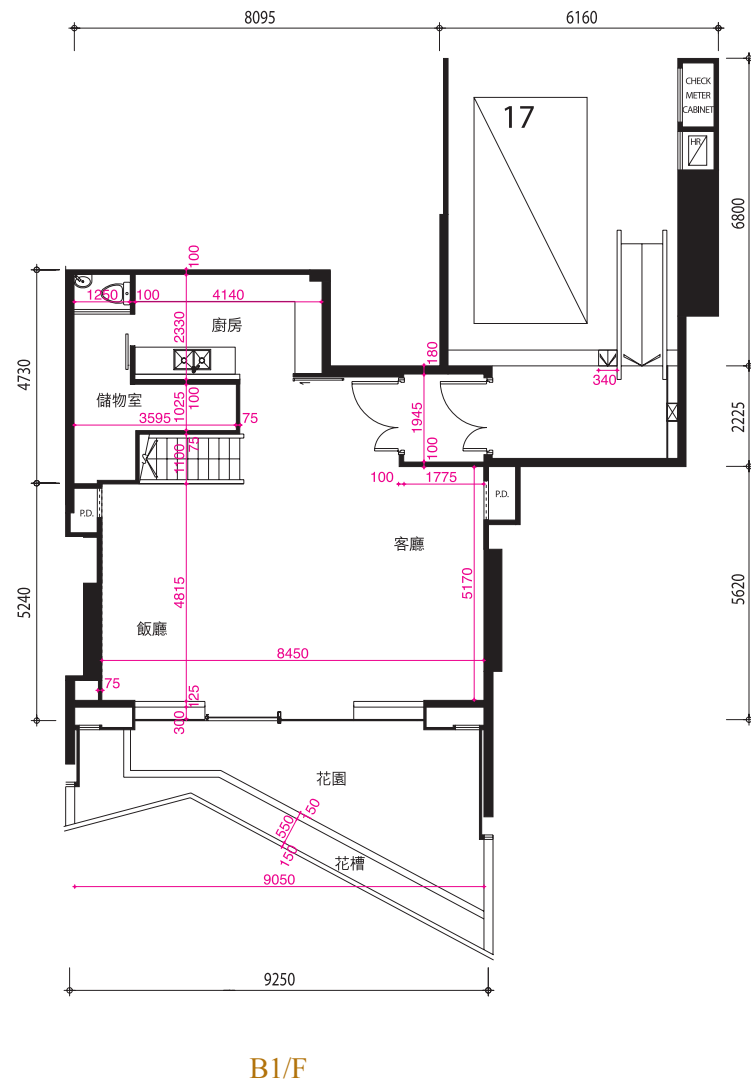
- (a) 門移位或拆除,並以不同位置或不同設計之門取代。
- (b) 內牆拆除,並以不同尺寸的牆及不同的裝置取代。
- (c) 浴室原本的牆及裝置移除或移位,以不同尺寸的牆及不同的裝置取代。
- (d) 廚房原本的牆及裝置移除或移位,以不同尺寸的牆及不同的裝置取代。
- (e) 儲物室原本的牆及裝置移除或移位,以不同尺寸的牆及不同的裝置取代。
- (f) 洗手盆裝置移位或移除。
- (g) 餐飲室改為廚房及以不同裝置取代。
- (h) 於入口之斜通道經改動,以不同設計之斜通道取代。
- (i) 拆除樓梯扶手。
- (j) 豎設用磚建造的非承重牆。

Garden House Unit No. 2 have been altered by way of minor works or exempted works under the Buildings Ordinance after completion of the Development. The approximate location of the alterations are indicated in the floor plan and the alterations are set out below (numbering below refers to the remarks, if any, in the plan):

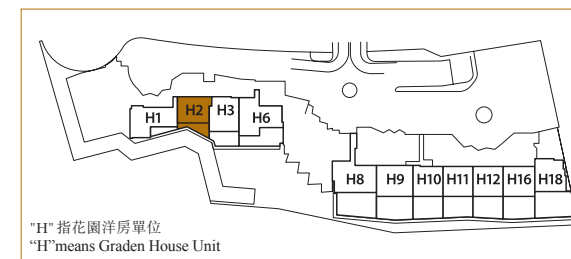
- (a) Door relocated or removed and replaced by a door at a different location or different design.
- (b) Original walls removed, replaced with walls of different dimension and fitted with different fittings.
- (c) Original walls and fittings of bathroom are demolished or relocated, replaced with walls of different dimension and fitted with different fittings.
- (d) Original walls and fittings of Kitchen are demolished or relocated, replaced with walls of different dimension and fitted with different fittings.
- (e) Original walls and fittings of Storeroom are demolished or relocated, replaced with walls of different dimension and fitted with different fittings.
- (f) Water Basin relocated or removed.
- (g) Pantry change to kitchen and fitted with different fittings.
- (h) Access ramp at main entrance amended and replaced by a ramp of different design.
- (i) Stair handrails are removed.
- (j) Non-load bearing block wall is erected.

圖例 Legend:

冷氣機位 A/C	飯廳 Dinning Room	消防喉轆 H.R.	主人房 Master Bedroom	儲物室 Store
建築裝飾 Architectural Feature	抽風槽 EAD	消防喉轆(低位) HR AT L/L	餐飲室 Pantry	書房 Study
露台 Balcony	電錶房 EMR	廚房 Kitchen	管道槽 P.D.	電線槽 T.D.
浴室 Bath	家庭室 FAM.	電梯 Lift	花槽 Planter	工作平台 U.P.
睡房 Bedroom	垃圾回收房內之風扇房 Fan Room for RSR	電梯槽 Lift Shaft	水池 Pool	水錶櫃 W.M.C
工作平台之簷蓋 Canopy for U.P.	平台 Flat Roof	客廳 Living Room	喉管井 P.W.	
電錶房 Check Meter Cabinet	花園 Garden	大堂 Lobby	垃圾回收房 RSR	



2/F	EGM	H1	H2	H3	H6	H8	H9	H10	H11	H12	H16	H18
1/F	EGM											
G/F	EGM											
B1/F	EGM											
B2/F	EGM											
B3/F	EGM											
B4/F	EGM											
B5/F	EGM											
B6/F	EGM											



每個住宅物業的樓板 (不包括灰泥) 的厚度根據已批准結構圖則如下：

The thickness of floor slabs (excluding plaster) in the residential properties varies, according to the information set out in the approved structural plans are listed as follows:

花園洋房單位2號

平面圖所列之數字為以毫米標示之建築結構尺寸。

The dimensions in floor plans are all structural dimensions in millimeter.

住宅單位的層與層之間的高度，B1樓為3.5米；地下及1樓為3.075米。

Floor to floor height to each residential property. B1/F is 3.5m; G/F and 1/F is 3.075m.

因住宅物業的較高樓層的結構牆的厚度遞減，較高樓層的內部面積，一般比較低樓層的內部面積稍大。

The internal areas of the residential properties on the upper floors will generally be slightly larger than those on the lower floors because of the reducing thickness of the structural walls on the upper floors.

平面圖的相關資料

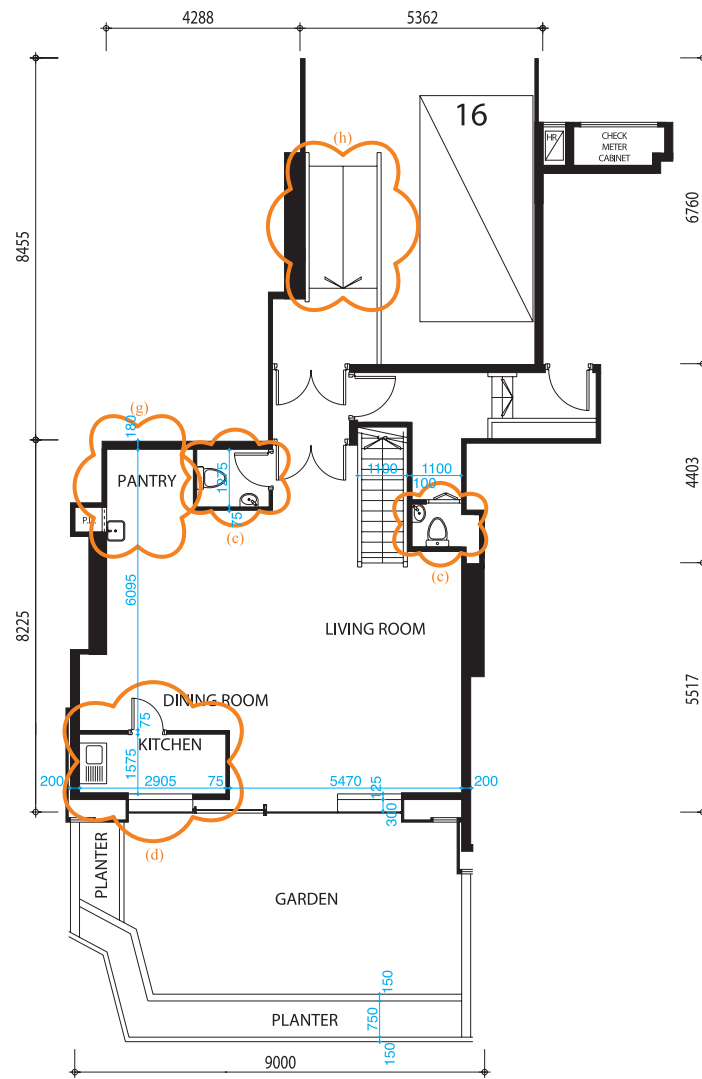
1. 部份住宅單位之假天花內裝置有冷氣及/或其他機電設備。
2. 部份百葉窗(如有)安裝於假天花之上且沒於平面圖顯示。
3. 露台(如有)、工作平台(如有)及平台(如有)內可能裝有喉管建築裝飾及/或其他機電設備,其位置請參考有關建築圖則。

Floor Plans Related

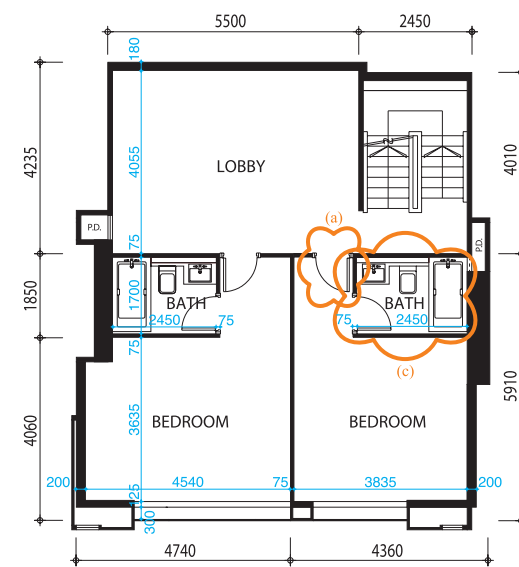
1. There are ceiling bulkheads in some residential units for enclosing the air-conditioning system and/or M&E services.
2. Some louvers (if any) that are hidden in false ceilings may not be indicated on the floor plans.
3. There may be pipes, architectural features and/or M&E services within the balconies (if any), utility platforms (if any) and flat roofs (if any). Please refer to the relevant Building Plans for their locations.

圖例 Legend:

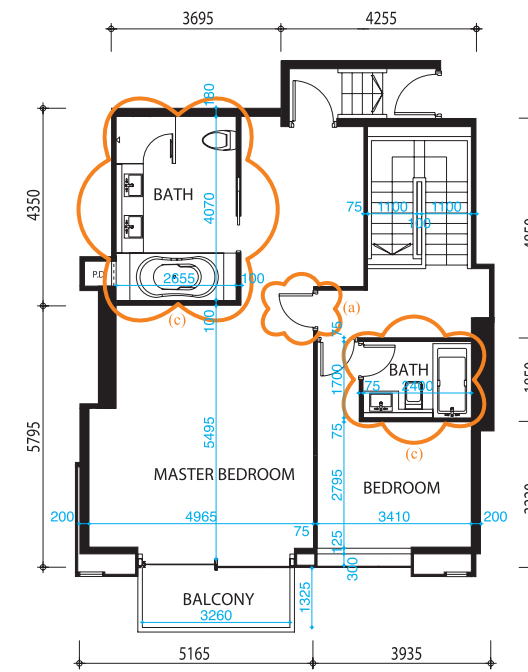
冷氣機位 A/C	飯廳 Dinning Room	消防喉轆 H.R.	主人房 Master Bedroom	儲物室 Store
建築裝飾 Architectural Feature	抽風槽 EAD	消防喉轆(低位) HR AT L/L	餐飲室 Pantry	書房 Study
露台 Balcony	電錶房 EMR	廚房 Kitchen	管道槽 P.D.	電線槽 T.D.
浴室 Bath	家庭室 FAM.	電梯 Lift	花槽 Planter	工作平台 U.P.
睡房 Bedroom	垃圾回收房內之風扇房 Fan Room for RSR	電梯槽 Lift Shaft	水池 Pool	水錶櫃 W.M.C
工作平台之簷蓋 Canopy for U.P.	平台 Flat Roof	客廳 Living Room	喉管井 P.W.	
電錶房 Check Meter Cabinet	花園 Garden	大堂 Lobby	垃圾回收房 RSR	



B1/F



G/F



1/F

因住宅物業的較高樓層的結構牆的厚度遞減，較高樓層的內部面積，一般比較低樓層的內部面積稍大。

The internal areas of the residential properties on the upper floors will generally be slightly larger than those on the lower floors because of the reducing thickness of the structural walls on the upper floors.

平面圖所列之數字為以毫米標示之建築結構尺寸。

The dimensions in floor plans are all structural dimensions in millimeter.

住宅單位的層與層之間的高度，B1樓為3.5米；地下及1樓為3.075米。

Floor to floor height to each residential property. B1/F is 3.5m; G/F and 1/F is 3.075m.

每個住宅物業的樓板（不包括灰泥）的厚度根據已批准結構圖則如下：

The thickness of floor slabs (excluding plaster) in the residential properties varies, according to the information set out in the approved structural plans are listed as follows:

花園洋房單位3號

樓層 Floor	每個住宅物業的樓板 (不包括灰泥)的厚度(毫米) Thickness of floor slabs (excluding plaster) of each residential property (mm)
B1/F	170, 175, 185, 200
G/F	150, 175, 200
1/F	150, 200, 250

平面圖的相關資料

1. 部份住宅單位之假天花內裝置有冷氣及/或其他機電設備。
2. 部份百葉窗(如有)安裝於假天花之上且沒於平面圖顯示。
3. 露台(如有)、工作平台(如有)及平台(如有)內可能裝有喉管建築裝飾及/或其他機電設備,其位置請參考有關建築圖則。

Floor Plans Related

1. There are ceiling bulkheads in some residential units for enclosing the air-conditioning system and/or M&E services.
2. Some louvers (if any) that are hidden in false ceilings may not be indicated on the floor plans.
3. There may be pipes, architectural features and/or M&E services within the balconies (if any), utility platforms (if any) and flat roofs (if any). Please refer to the relevant Building Plans for their locations.

花園洋房單位3號在發展項目落成後進行小型工程或獲《建築物條例》豁免的工程而有所改動。該等改動大概位置於樓面圖中標出。該等改動列出如下(下文編號對應圖中附註編號(如有)):

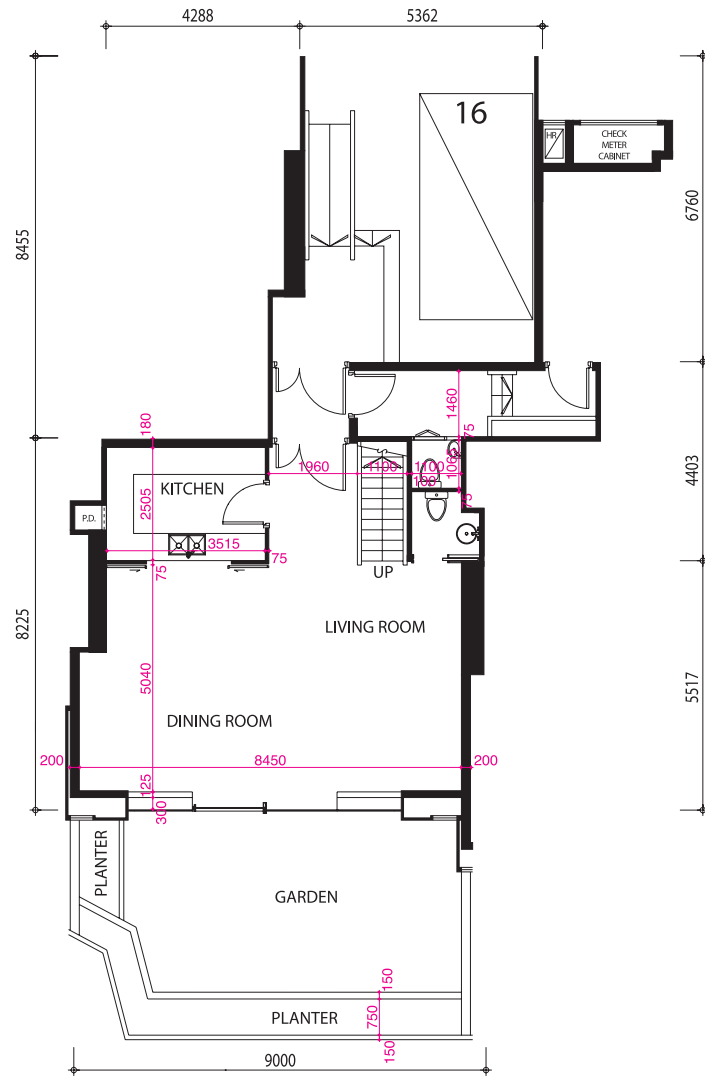
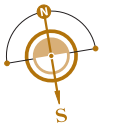
- (a) 門移位或拆除,並以不同位置或不同設計之門取代。
- (b) 內牆拆除,並以不同尺寸的牆及不同的裝置取代。
- (c) 浴室原本的牆及裝置移除或移位,以不同尺寸的牆及不同的裝置取代。
- (d) 廚房原本的牆及裝置移除或移位,以不同尺寸的牆及不同的裝置取代。
- (e) 儲物室原本的牆及裝置移除或移位,以不同尺寸的牆及不同的裝置取代。
- (f) 洗手盆裝置移位或移除。
- (g) 餐飲室改為廚房及以不同裝置取代。
- (h) 於入口之斜通道經改動,以不同設計之斜通道取代。

Garden House Unit No. 3 have been altered by way of minor works or exempted works under the Buildings Ordinance after completion of the Development. The approximate location of the alterations are indicated in the floor plan and the alterations are set out below (numbering below refers to the remarks, if any, in the plan):

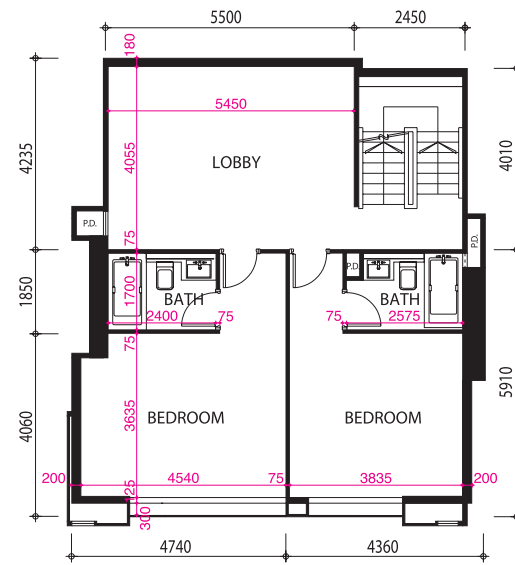
- (a) Door relocated or removed and replaced by a door at a different location or different design.
- (b) Original walls removed, replaced with walls of different dimension and fitted with different fittings.
- (c) Original walls and fittings of bathroom are demolished or relocated, replaced with walls of different dimension and fitted with different fittings.
- (d) Original walls and fittings of Kitchen are demolished or relocated, replaced with walls of different dimension and fitted with different fittings.
- (e) Original walls and fittings of Storeroom are demolished or relocated, replaced with walls of different dimension and fitted with different fittings.
- (f) Water Basin relocated or removed.
- (g) Pantry change to kitchen and fitted with different fittings.
- (h) Access ramp at main entrance amended and replaced by a ramp of different design

圖例 Legend:

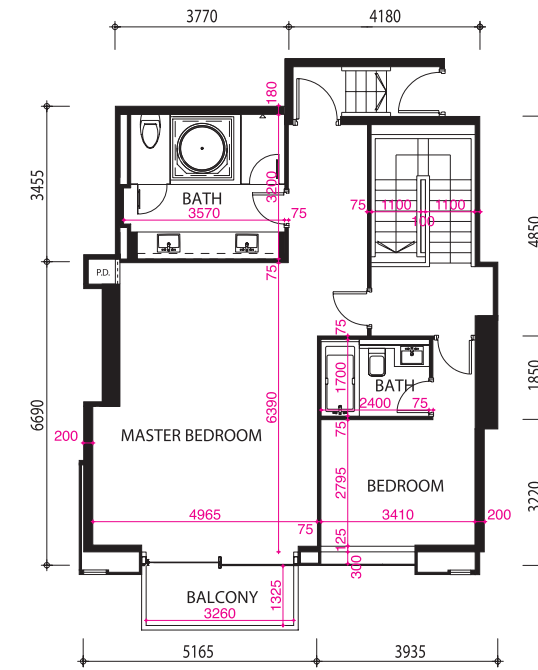
冷氣機位 A/C	飯廳 Dinning Room	消防喉轆 H.R.	主人房 Master Bedroom	儲物室 Store
建築裝飾 Architectural Feature	抽風槽 EAD	消防喉轆(低位) HR AT L/L	餐飲室 Pantry	書房 Study
露台 Balcony	電錶房 EMR	廚房 Kitchen	管道槽 P.D.	電線槽 T.D.
浴室 Bath	家庭室 FAM.	電梯 Lift	花槽 Planter	工作平台 U.P.
睡房 Bedroom	垃圾回收房內之風扇房 Fan Room for RSR	電梯槽 Lift Shaft	水池 Pool	水錶櫃 W.M.C
工作平台之簷蓋 Canopy for U.P.	平台 Flat Roof	客廳 Living Room	喉管井 P.W.	
電錶房 Check Meter Cabinet	花園 Garden	大堂 Lobby	垃圾回收房 RSR	



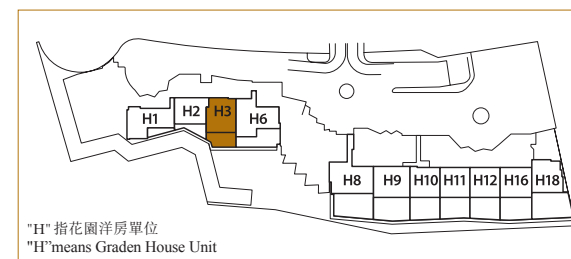
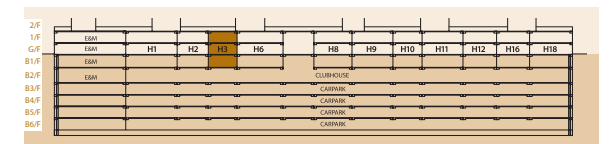
B1/F



G/F



1/F



每個住宅物業的樓板 (不包括灰泥) 的厚度根據已批准結構圖則如下：

The thickness of floor slabs (excluding plaster) in the residential properties varies, according to the information set out in the approved structural plans are listed as follows:

花園洋房單位3號

平面圖所列之數字為以毫米標示之建築結構尺寸。

The dimensions in floor plans are all structural dimensions in millimeter.

住宅單位的層與層之間的高度，B1樓為3.5米；地下及1樓為3.075米。

Floor to floor height to each residential property. B1/F is 3.5m; G/F and 1/F is 3.075m.

因住宅物業的較高樓層的結構牆的厚度遞減，較高樓層的內部面積，一般比較低樓層的內部面積稍大。

The internal areas of the residential properties on the upper floors will generally be slightly larger than those on the lower floors because of the reducing thickness of the structural walls on the upper floors.

平面圖的相關資料

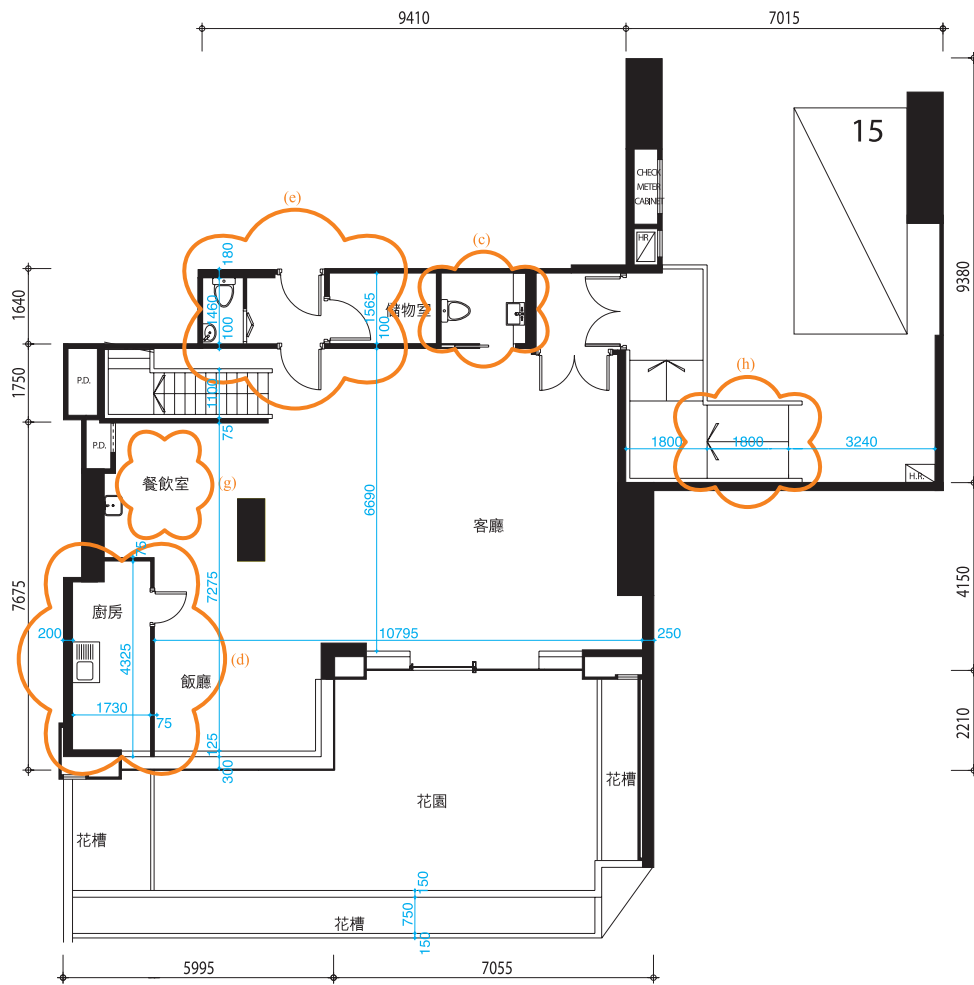
1. 部份住宅單位之假天花內裝置有冷氣及/或其他機電設備。
2. 部份百葉窗(如有)安裝於假天花之上且沒於平面圖顯示。
3. 露台(如有)、工作平台(如有)及平台(如有)內可能裝有喉管建築裝飾及/或其他機電設備,其位置請參考有關建築圖則。

Floor Plans Related

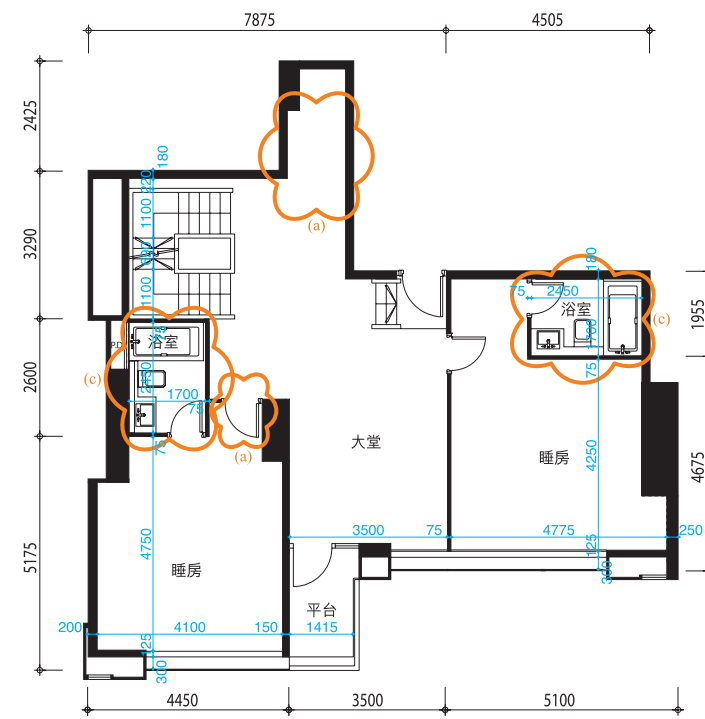
1. There are ceiling bulkheads in some residential units for enclosing the air-conditioning system and/or M&E services.
2. Some louvers (if any) that are hidden in false ceilings may not be indicated on the floor plans.
3. There may be pipes, architectural features and/or M&E services within the balconies (if any), utility platforms (if any) and flat roofs (if any). Please refer to the relevant Building Plans for their locations.

圖例 Legend:

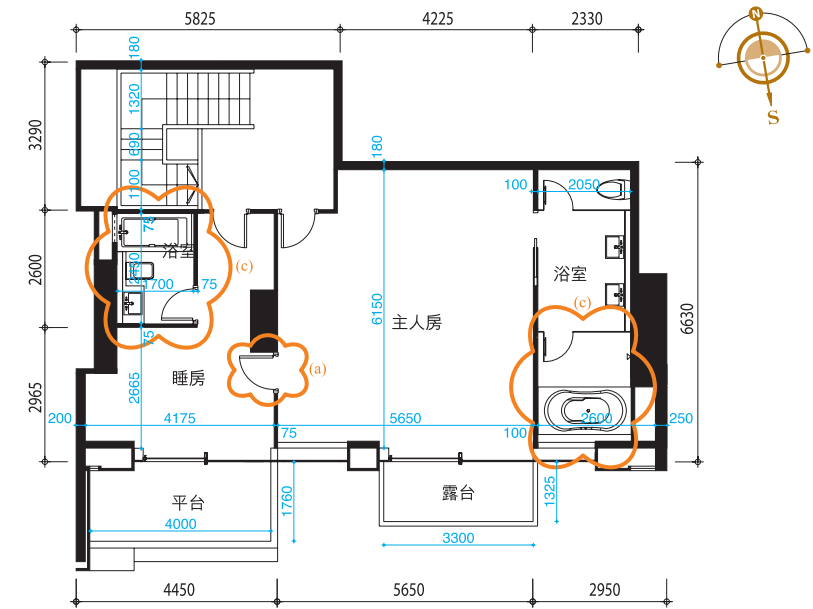
冷氣機位 A/C	飯廳 Dinning Room	消防喉轆 H.R.	主人房 Master Bedroom	儲物室 Store
建築裝飾 Architectural Feature	抽風槽 EAD	消防喉轆(低位) HR AT L/L	餐飲室 Pantry	書房 Study
露台 Balcony	電錶房 EMR	廚房 Kitchen	管道槽 P.D.	電線槽 T.D.
浴室 Bath	家庭室 FAM.	電梯 Lift	花槽 Planter	工作平台 U.P.
睡房 Bedroom	垃圾回收房內之風扇房 Fan Room for RSR	電梯槽 Lift Shaft	水池 Pool	水錶櫃 W.M.C
工作平台之簷蓋 Canopy for U.P.	平台 Flat Roof	客廳 Living Room	喉管井 P.W.	
電錶房 Check Meter Cabinet	花園 Garden	大堂 Lobby	垃圾回收房 RSR	



B1/F



G/F



1/F

因住宅物業的較高樓層的結構牆的厚度遞減，較高樓層的內部面積，一般比較低樓層的內部面積稍大。

The internal areas of the residential properties on the upper floors will generally be slightly larger than those on the lower floors because of the reducing thickness of the structural walls on the upper floors.

平面圖所列之數字為以毫米標示之建築結構尺寸。

The dimensions in floor plans are all structural dimensions in millimeter.

住宅單位的層與層之間的高度，B1樓為3.5米；地下及1樓為3.075米。

Floor to floor height to each residential property. B1/F is 3.5m; G/F and 1/F is 3.075m.

每個住宅物業的樓板（不包括灰泥）的厚度根據已批准結構圖則如下：

The thickness of floor slabs (excluding plaster) in the residential properties varies, according to the information set out in the approved structural plans are listed as follows:

花園洋房單位6號

樓層 Floor	每個住宅物業的樓板 (不包括灰泥)的厚度(毫米) Thickness of floor slabs (excluding plaster) of each residential property (mm)
B1/F	170, 175, 185, 200
G/F	150, 175, 200
1/F	150, 200, 250

平面圖的相關資料

1. 部份住宅單位之假天花內裝置有冷氣及/或其他機電設備。
2. 部份百葉窗(如有)安裝於假天花之上且沒於平面圖顯示。
3. 露台(如有)、工作平台(如有)及平台(如有)內可能裝有喉管建築裝飾及/或其他機電設備,其位置請參考有關建築圖則。

Floor Plans Related

1. There are ceiling bulkheads in some residential units for enclosing the air-conditioning system and/or M&E services.
2. Some louvers (if any) that are hidden in false ceilings may not be indicated on the floor plans.
3. There may be pipes, architectural features and/or M&E services within the balconies (if any), utility platforms (if any) and flat roofs (if any). Please refer to the relevant Building Plans for their locations.

花園洋房單位6號在發展項目落成後進行小型工程或獲《建築物條例》豁免的工程而有所改動。該等改動大概位置於樓面圖中標出。該等改動列出如下(下文編號對應圖中附註編號(如有)):

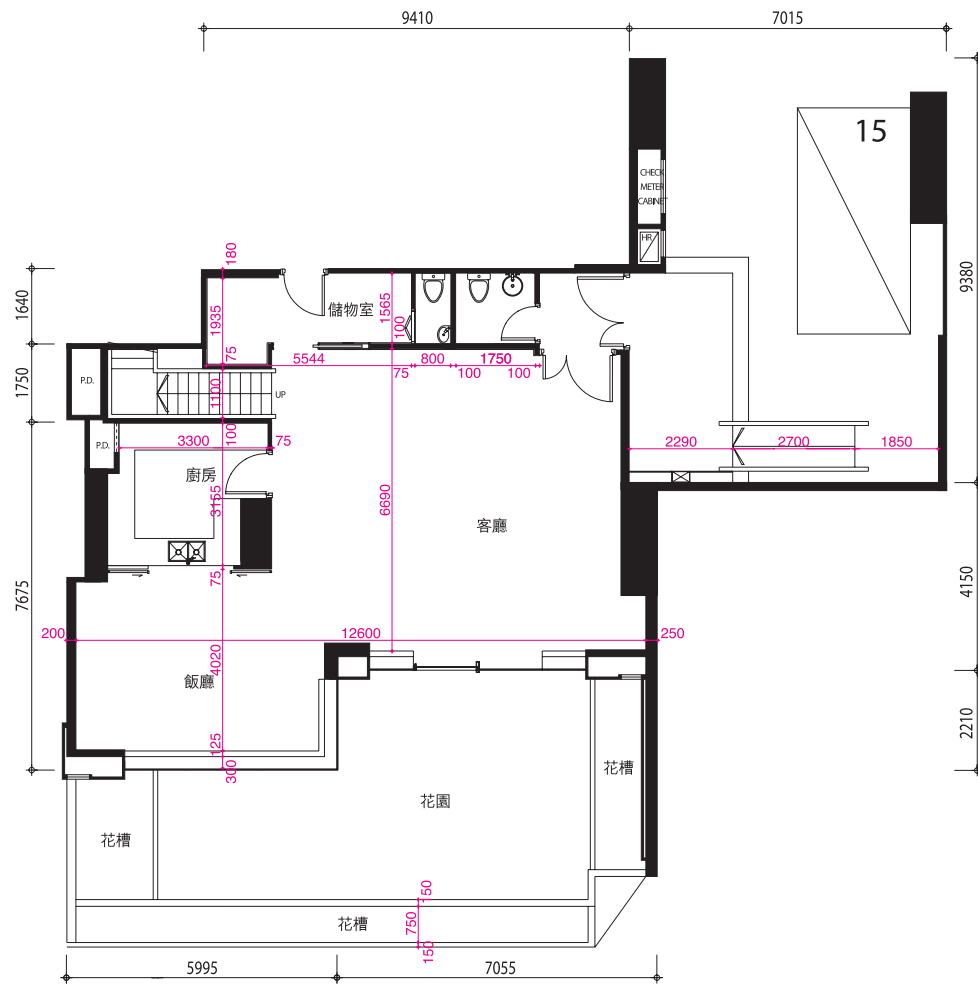
- (a) 門移位或拆除,並以不同位置或不同設計之門取代。
- (b) 內牆拆除,並以不同尺寸的牆及不同的裝置取代。
- (c) 浴室原本的牆及裝置移除或移位,以不同尺寸的牆及不同的裝置取代。
- (d) 廚房原本的牆及裝置移除或移位,以不同尺寸的牆及不同的裝置取代。
- (e) 儲物室原本的牆及裝置移除或移位,以不同尺寸的牆及不同的裝置取代。
- (f) 洗手盆裝置移位或移除。
- (g) 餐飲室改為廚房及以不同裝置取代。
- (h) 於入口之斜通道經改動,以不同設計之斜通道取代。

Garden House Unit No. 6 have been altered by way of minor works or exempted works under the Buildings Ordinance after completion of the Development. The approximate location of the alterations are indicated in the floor plan and the alterations are set out below (numbering below refers to the remarks, if any, in the plan):

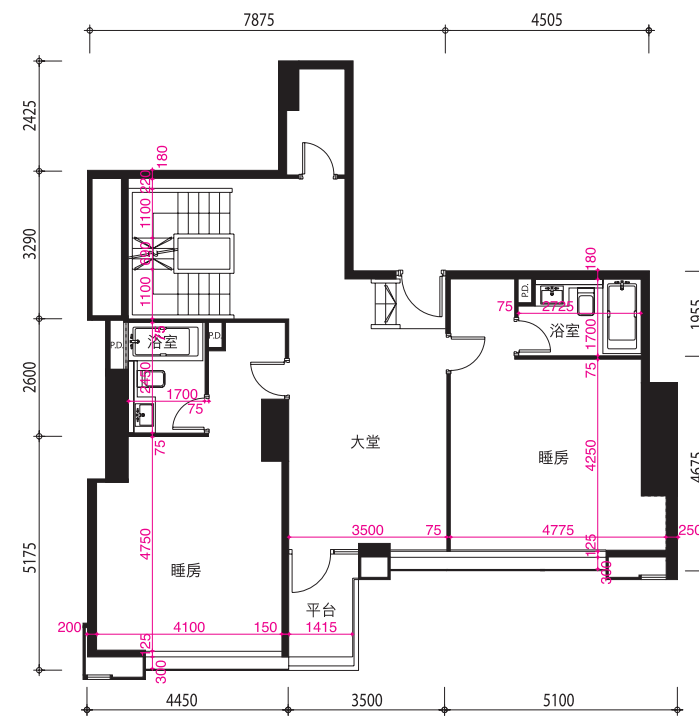
- (a) Door relocated or removed and replaced by a door at a different location or different design.
- (b) Original walls removed, replaced with walls of different dimension and fitted with different fittings.
- (c) Original walls and fittings of bathroom are demolished or relocated, replaced with walls of different dimension and fitted with different fittings.
- (d) Original walls and fittings of Kitchen are demolished or relocated, replaced with walls of different dimension and fitted with different fittings.
- (e) Original walls and fittings of Storeroom are demolished or relocated, replaced with walls of different dimension and fitted with different fittings.
- (f) Water Basin relocated or removed.
- (g) Pantry change to kitchen and fitted with different fittings.
- (h) Access ramp at main entrance amended and replaced by a ramp of different design

圖例 Legend:

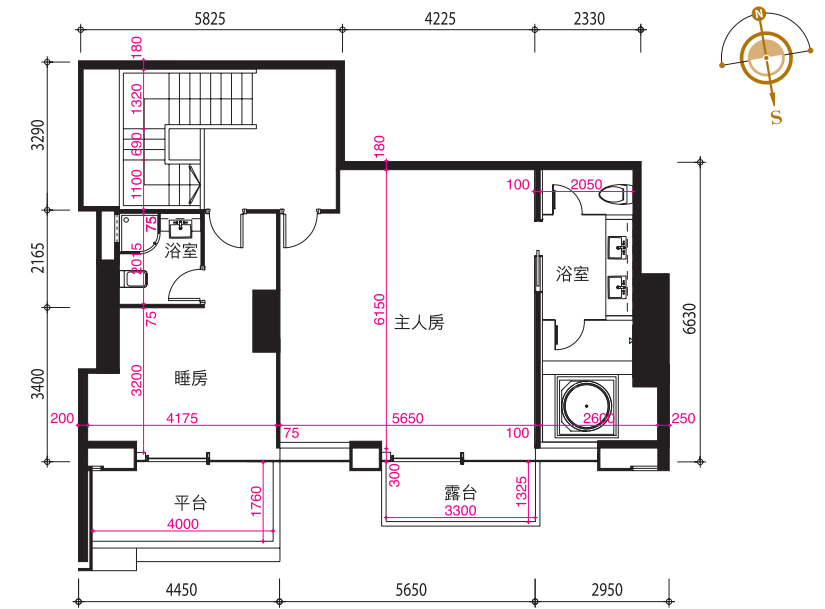
冷氣機位 A/C	飯廳 Dinning Room	消防喉轆 H.R.	主人房 Master Bedroom	儲物室 Store
建築裝飾 Architectural Feature	抽風槽 EAD	消防喉轆(低位) HR AT L/L	餐飲室 Pantry	書房 Study
露台 Balcony	電錶房 EMR	廚房 Kitchen	管道槽 P.D.	電線槽 T.D.
浴室 Bath	家庭室 FAM.	電梯 Lift	花槽 Planter	工作平台 U.P.
睡房 Bedroom	垃圾回收房內之風扇房 Fan Room for RSR	電梯槽 Lift Shaft	水池 Pool	水錶櫃 W.M.C
工作平台之簷蓋 Canopy for U.P.	平台 Flat Roof	客廳 Living Room	喉管井 P.W.	
電錶房 Check Meter Cabinet	花園 Garden	大堂 Lobby	垃圾回收房 RSR	



B1/F

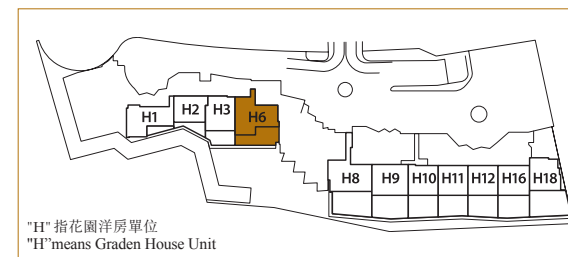


G/F



1/F

2/F	EBM																		
1/F	EBM	H1	H2	H3	H4	H5	H6	H7	H8	H9	H10	H11	H12	H13	H14	H15	H16	H17	H18
0.1/F	EBM																		
0.2/F	EBM																		
0.3/F	EBM																		
0.4/F	EBM																		
0.5/F	EBM																		
0.6/F	EBM																		



每個住宅物業的樓板 (不包括灰泥) 的厚度根據已批准結構圖則如下：

The thickness of floor slabs (excluding plaster) in the residential properties varies, according to the information set out in the approved structural plans are listed as follows:

花園洋房單位6號

平面圖所列之數字為以毫米標示之建築結構尺寸。

The dimensions in floor plans are all structural dimensions in millimeter.

住宅單位的層與層之間的高度，B1樓為3.5米；地下及1樓為3.075米。

Floor to floor height to each residential property. B1/F is 3.5m; G/F and 1/F is 3.075m.

因住宅物業的較高樓層的結構牆的厚度遞減，較高樓層的內部面積，一般比較低樓層的內部面積稍大。

The internal areas of the residential properties on the upper floors will generally be slightly larger than those on the lower floors because of the reducing thickness of the structural walls on the upper floors.

平面圖的相關資料

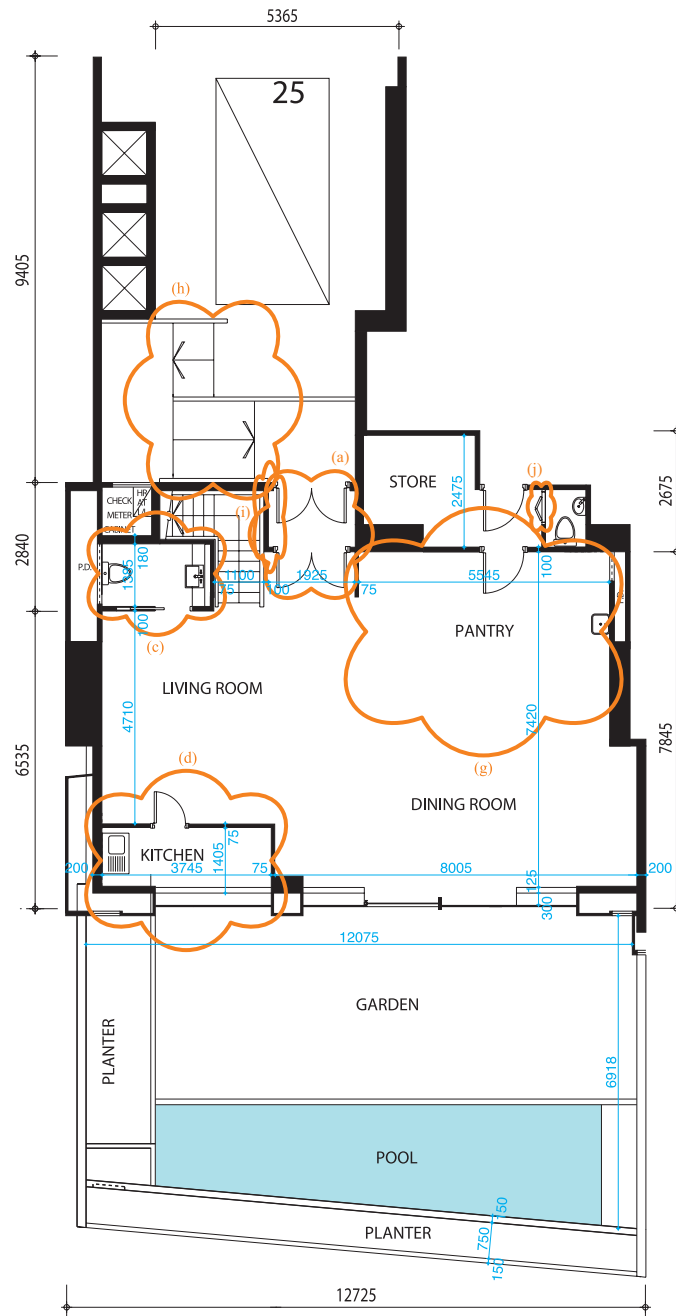
1. 部份住宅單位之假天花內裝置有冷氣及/或其他機電設備。
2. 部份百葉窗(如有)安裝於假天花之上且沒於平面圖顯示。
3. 露台(如有)、工作平台(如有)及平台(如有)內可能裝有喉管建築裝飾及/或其他機電設備,其位置請參考有關建築圖則。

Floor Plans Related

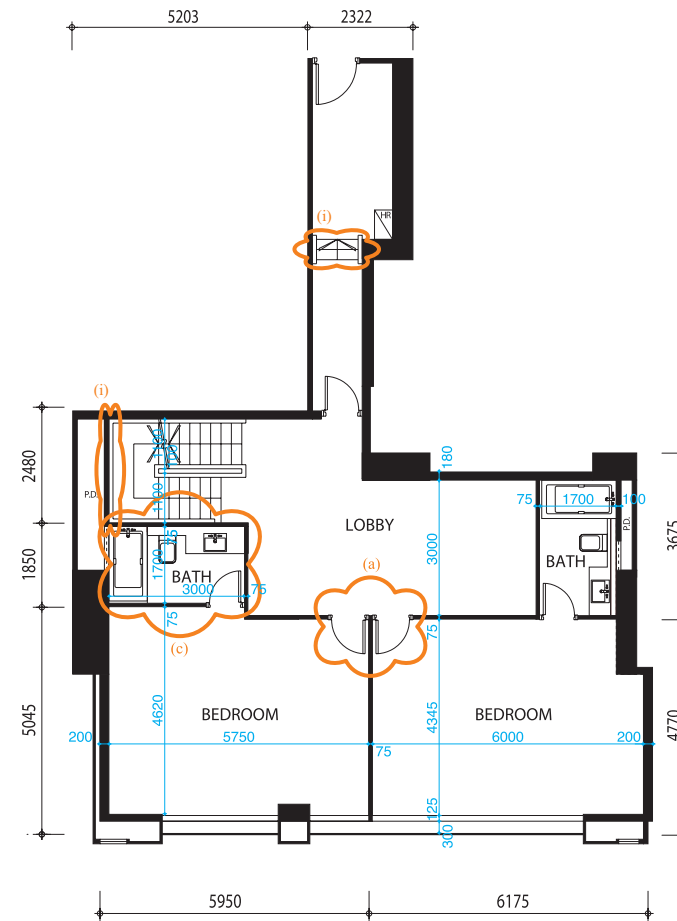
1. There are ceiling bulkheads in some residential units for enclosing the air-conditioning system and/or M&E services.
2. Some louvers (if any) that are hidden in false ceilings may not be indicated on the floor plans.
3. There may be pipes, architectural features and/or M&E services within the balconies (if any), utility platforms (if any) and flat roofs (if any). Please refer to the relevant Building Plans for their locations.

圖例 Legend:

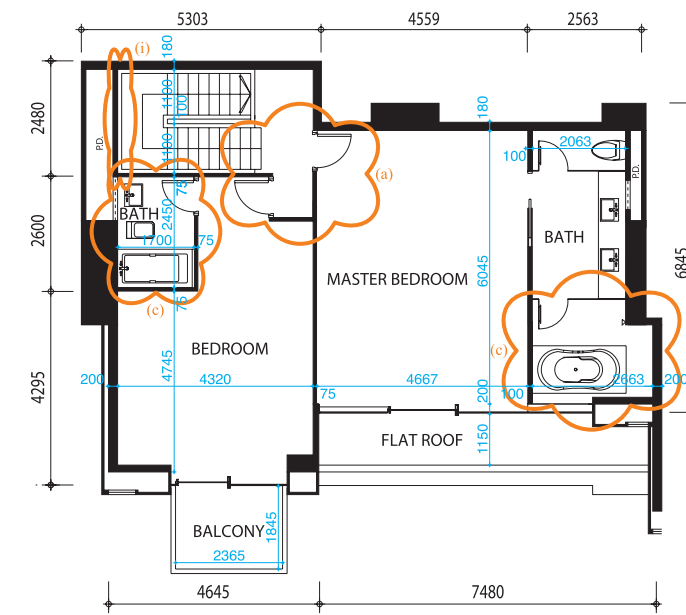
冷氣機位 A/C	飯廳 Dinning Room	消防喉轆 H.R.	主人房 Master Bedroom	儲物室 Store
建築裝飾 Architectural Feature	抽風槽 EAD	消防喉轆(低位) HR AT L/L	餐飲室 Pantry	書房 Study
露台 Balcony	電錶房 EMR	廚房 Kitchen	管道槽 P.D.	電線槽 T.D.
浴室 Bath	家庭室 FAM.	電梯 Lift	花槽 Planter	工作平台 U.P.
睡房 Bedroom	垃圾回收房內之風扇房 Fan Room for RSR	電梯槽 Lift Shaft	水池 Pool	水錶櫃 W.M.C
工作平台之簷蓋 Canopy for U.P.	平台 Flat Roof	客廳 Living Room	喉管井 P.W.	
電錶房 Check Meter Cabinet	花園 Garden	大堂 Lobby	垃圾回收房 RSR	



B1/F



G/F



1/F

因住宅物業的較高樓層的結構牆的厚度遞減，較高樓層的內部面積，一般比較低樓層的內部面積稍大。

The internal areas of the residential properties on the upper floors will generally be slightly larger than those on the lower floors because of the reducing thickness of the structural walls on the upper floors.

平面圖所列之數字為以毫米標示之建築結構尺寸。

The dimensions in floor plans are all structural dimensions in millimeter.

住宅單位的層與層之間的高度，B1樓為3.5米；地下及1樓為3.075米。

Floor to floor height to each residential property. B1/F is 3.5m; G/F and 1/F is 3.075m.

每個住宅物業的樓板（不包括灰泥）的厚度根據已批准結構圖則如下：

The thickness of floor slabs (excluding plaster) in the residential properties varies, according to the information set out in the approved structural plans are listed as follows:

花園洋房單位8號

樓層 Floor	每個住宅物業的樓板 (不包括灰泥)的厚度(毫米) Thickness of floor slabs (excluding plaster) of each residential property (mm)
B1/F	170, 175, 185, 200
G/F	150, 175, 200
1/F	150, 200, 250

平面圖的相關資料

1. 部份住宅單位之假天花內裝置有冷氣及/或其他機電設備。
2. 部份百葉窗(如有)安裝於假天花之上且沒於平面圖顯示。
3. 露台(如有)、工作平台(如有)及平台(如有)內可能裝有喉管建築裝飾及/或其他機電設備,其位置請參考有關建築圖則。

Floor Plans Related

1. There are ceiling bulkheads in some residential units for enclosing the air-conditioning system and/or M&E services.
2. Some louvers (if any) that are hidden in false ceilings may not be indicated on the floor plans.
3. There may be pipes, architectural features and/or M&E services within the balconies (if any), utility platforms (if any) and flat roofs (if any). Please refer to the relevant Building Plans for their locations.

花園洋房單位8號的經批准的建築圖則所示的間隔、裝置及/或其位置與實際單位的間隔、裝置及/或其位置的現狀有異。該等差異是由該單位內已進行的小型工程或獲《建築物條例》豁免的工程而引致,其大概位置已於該單位的樓面圖中標示。該等工程的詳情如下(下文編號對應該單位的樓面圖中附註編號(如有)):

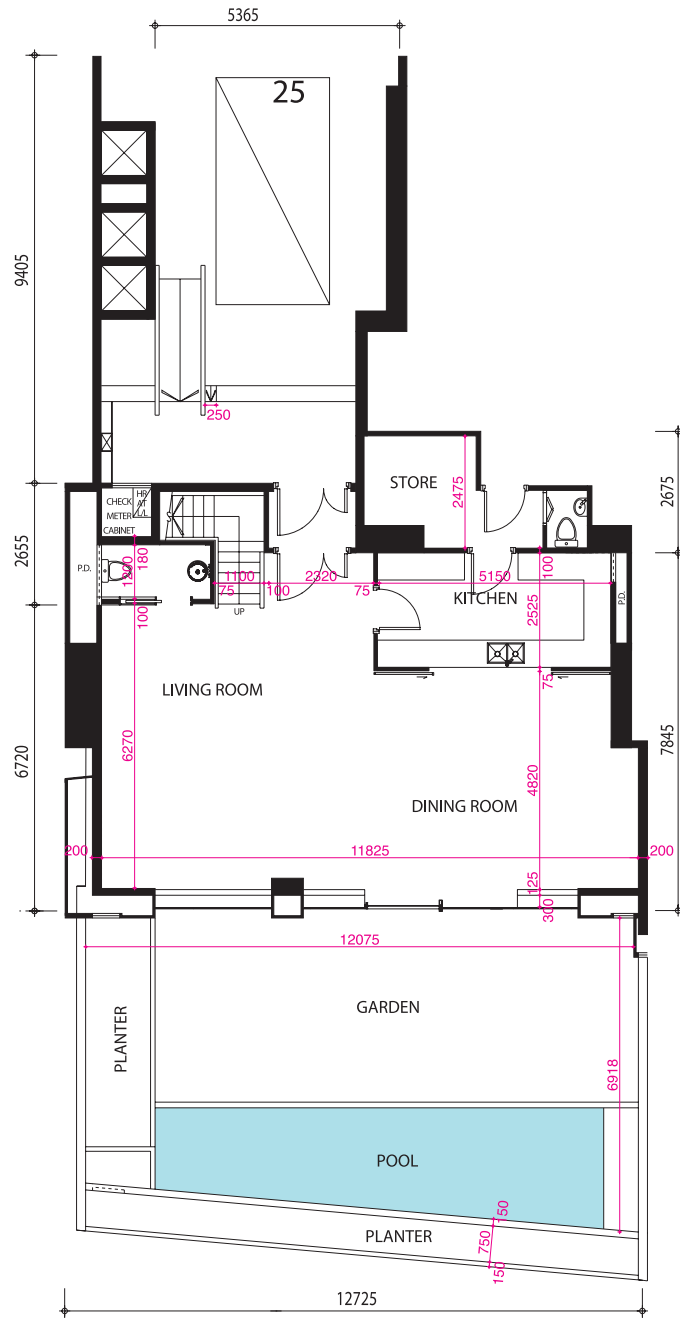
- (a) 門移位或拆除,並以不同位置或不同設計之門取代。
- (b) 內牆拆除,並以不同尺寸的牆及不同的裝置取代。
- (c) 浴室原本的牆及裝置移除或移位,以不同尺寸的牆及不同的裝置取代。
- (d) 廚房原本的牆及裝置移除或移位,以不同尺寸的牆及不同的裝置取代。
- (e) 儲物室原本的牆及裝置移除或移位,以不同尺寸的牆及不同的裝置取代。
- (f) 洗手盆裝置移位或移除。
- (g) 餐飲室改為廚房及以不同裝置取代。
- (h) 於入口之斜通道經改動,以不同設計之斜通道取代。
- (i) 拆除樓梯扶手。
- (j) 修改摺門之開啟方向。

The layout, fittings and/or their locations as shown in the approved building plans of Garden House Unit No.8 have differences as compared with the current layout, fittings and/or the locations thereof of the actual unit. Such differences are arising from minor works or exempted works under the Buildings Ordinance carried out in such unit, the approximate locations thereof are indicated in the floor plan of such unit. Details of such works are set out below (numberings below refer to the remarks, if any, in the floor plan of such unit):

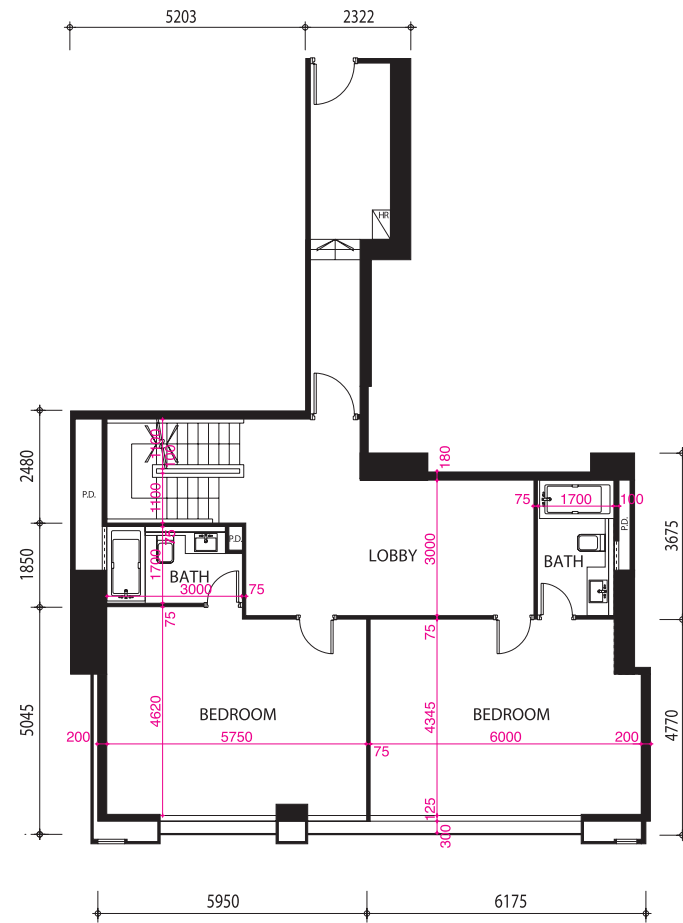
- (a) Door relocated or removed and replaced by a door at a different location or different design.
- (b) Original walls removed, replaced with walls of different dimension and fitted with different fittings.
- (c) Original walls and fittings of bathroom are demolished or relocated, replaced with walls of different dimension and different fittings.
- (d) Original walls and fittings of Kitchen are demolished or relocated, replaced with walls of different dimension and different fittings.
- (e) Original walls and fittings of Store are demolished or relocated, replaced with walls of different dimension and different fittings.
- (f) Water Basin relocated or removed.
- (g) Pantry change to kitchen and fitted with different fittings.
- (h) Access ramp at main entrance amended and replaced by a ramp of different design.
- (i) Stair handrails are removed.
- (j) Swing direction of the slide-fold door is amended.

圖例 Legend:

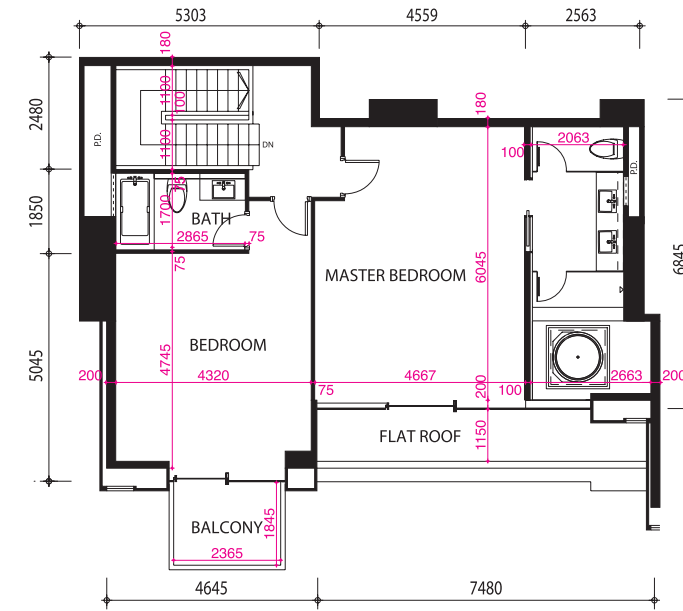
冷氣機位 A/C	飯廳 Dinning Room	消防喉轆 H.R.	主人房 Master Bedroom	儲物室 Store
建築裝飾 Architectural Feature	抽風槽 EAD	消防喉轆(低位) HR AT L/L	餐飲室 Pantry	書房 Study
露台 Balcony	電錶房 EMR	廚房 Kitchen	管道槽 P.D.	電線槽 T.D.
浴室 Bath	家庭室 FAM.	電梯 Lift	花槽 Planter	工作平台 U.P.
睡房 Bedroom	垃圾回收房內之風扇房 Fan Room for RSR	電梯槽 Lift Shaft	水池 Pool	水錶櫃 W.M.C
工作平台之簷蓋 Canopy for U.P.	平台 Flat Roof	客廳 Living Room	喉管井 P.W.	
電錶房 Check Meter Cabinet	花園 Garden	大堂 Lobby	垃圾回收房 RSR	



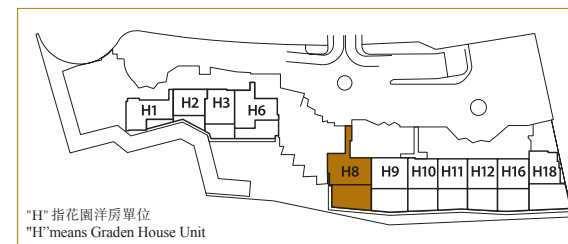
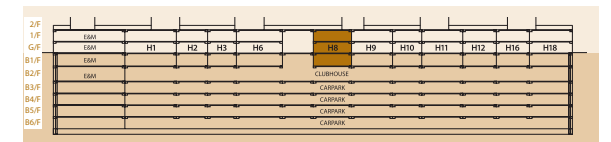
B1/F



G/F



1/F



每個住宅物業的樓板 (不包括灰泥) 的厚度根據已批准結構圖則如下：

The thickness of floor slabs (excluding plaster) in the residential properties varies, according to the information set out in the approved structural plans are listed as follows:

花園洋房單位8號

平面圖所列之數字為以毫米標示之建築結構尺寸。

The dimensions in floor plans are all structural dimensions in millimeter.

住宅單位的層與層之間的高度，B1樓為3.5米；地下及1樓為3.075米。

Floor to floor height to each residential property. B1/F is 3.5m; G/F and 1/F is 3.075m.

因住宅物業的較高樓層的結構牆的厚度遞減，較高樓層的內部面積，一般比較低樓層的內部面積稍大。

The internal areas of the residential properties on the upper floors will generally be slightly larger than those on the lower floors because of the reducing thickness of the structural walls on the upper floors.

平面圖的相關資料

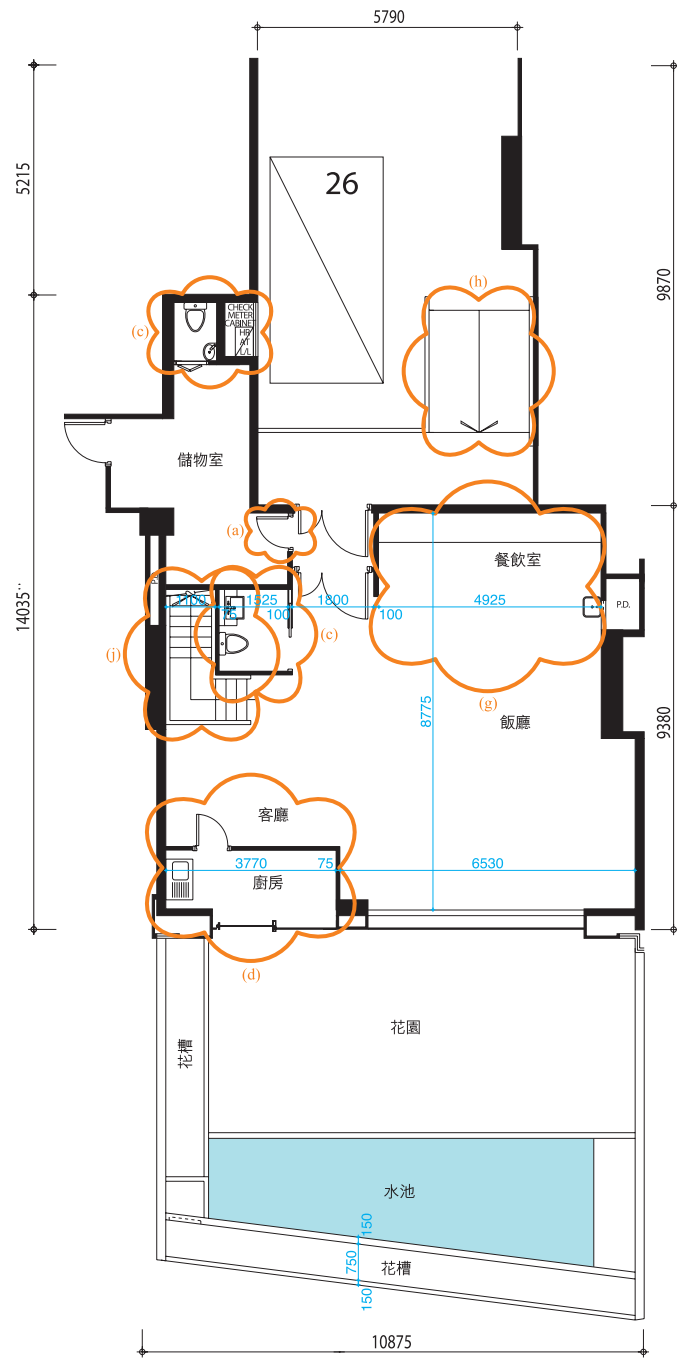
1. 部份住宅單位之假天花內裝置有冷氣及/或其他機電設備。
2. 部份百葉窗(如有)安裝於假天花之上且沒於平面圖顯示。
3. 露台(如有)、工作平台(如有)及平台(如有)內可能裝有喉管建築裝飾及/或其他機電設備,其位置請參考有關建築圖則。

Floor Plans Related

1. There are ceiling bulkheads in some residential units for enclosing the air-conditioning system and/or M&E services.
2. Some louvers (if any) that are hidden in false ceilings may not be indicated on the floor plans.
3. There may be pipes, architectural features and/or M&E services within the balconies (if any), utility platforms (if any) and flat roofs (if any). Please refer to the relevant Building Plans for their locations.

圖例 Legend:

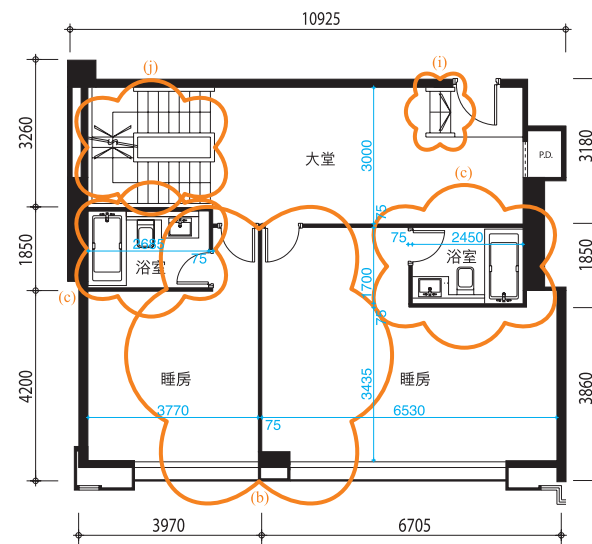
冷氣機位 A/C	飯廳 Dinning Room	消防喉轆 H.R.	主人房 Master Bedroom	儲物室 Store
建築裝飾 Architectural Feature	抽風槽 EAD	消防喉轆(低位) HR AT L/L	餐飲室 Pantry	書房 Study
露台 Balcony	電錶房 EMR	廚房 Kitchen	管道槽 P.D.	電線槽 T.D.
浴室 Bath	家庭室 FAM.	電梯 Lift	花槽 Planter	工作平台 U.P.
睡房 Bedroom	垃圾回收房內之風扇房 Fan Room for RSR	電梯槽 Lift Shaft	水池 Pool	水錶櫃 W.M.C
工作平台之簷蓋 Canopy for U.P.	平台 Flat Roof	客廳 Living Room	喉管井 P.W.	
電錶房 Check Meter Cabinet	花園 Garden	大堂 Lobby	垃圾回收房 RSR	



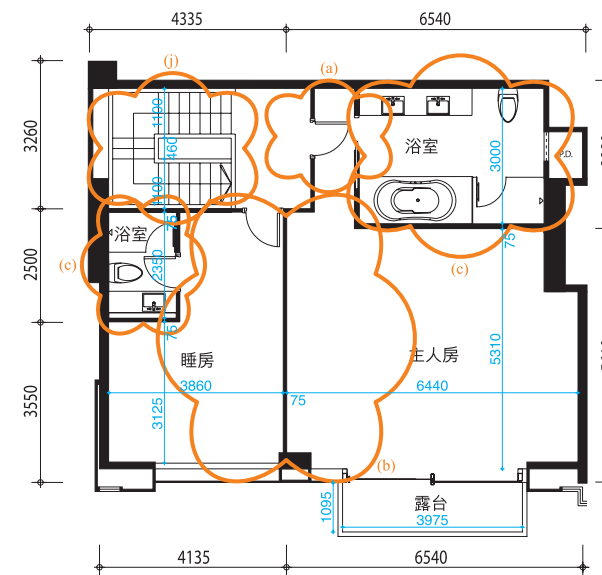
B1/F

因住宅物業的較高樓層的結構牆的厚度遞減，較高樓層的內部面積，一般比較低樓層的內部面積稍大。

The internal areas of the residential properties on the upper floors will generally be slightly larger than those on the lower floors because of the reducing thickness of the structural walls on the upper floors.



G/F



1/F

每個住宅物業的樓板 (不包括灰泥) 的厚度根據已批准結構圖則如下：

The thickness of floor slabs (excluding plaster) in the residential properties varies, according to the information set out in the approved structural plans are listed as follows:

花園洋房單位9號

樓層 Floor	每個住宅物業的樓板 (不包括灰泥) 的厚度 (毫米) Thickness of floor slabs (excluding plaster) of each residential property (mm)
B1/F	170, 175, 185, 200
G/F	150, 175, 200
1/F	150, 200, 250

平面圖所列之數字為以毫米標示之建築結構尺寸。

The dimensions in floor plans are all structural dimensions in millimeter.

住宅單位的層與層之間的高度，B1樓為3.5米；地下及1樓為3.075米。

Floor to floor height to each residential property. B1/F is 3.5m; G/F and 1/F is 3.075m.

平面圖的相關資料

1. 部份住宅單位之假天花內裝置有冷氣及/或其他機電設備。
2. 部份百葉窗(如有)安裝於假天花之上且沒於平面圖顯示。
3. 露台(如有)、工作平台(如有)及平台(如有)內可能裝有喉管建築裝飾及/或其他機電設備,其位置請參考有關建築圖則。

Floor Plans Related

1. There are ceiling bulkheads in some residential units for enclosing the air-conditioning system and/or M&E services.
2. Some louvers (if any) that are hidden in false ceilings may not be indicated on the floor plans.
3. There may be pipes, architectural features and/or M&E services within the balconies (if any), utility platforms (if any) and flat roofs (if any). Please refer to the relevant Building Plans for their locations.

花園洋房單位9號在發展項目落成後進行小型工程或獲《建築物條例》豁免的工程而有所改動。該等改動列出如下(下文編號對應圖中附註編號(如有)):

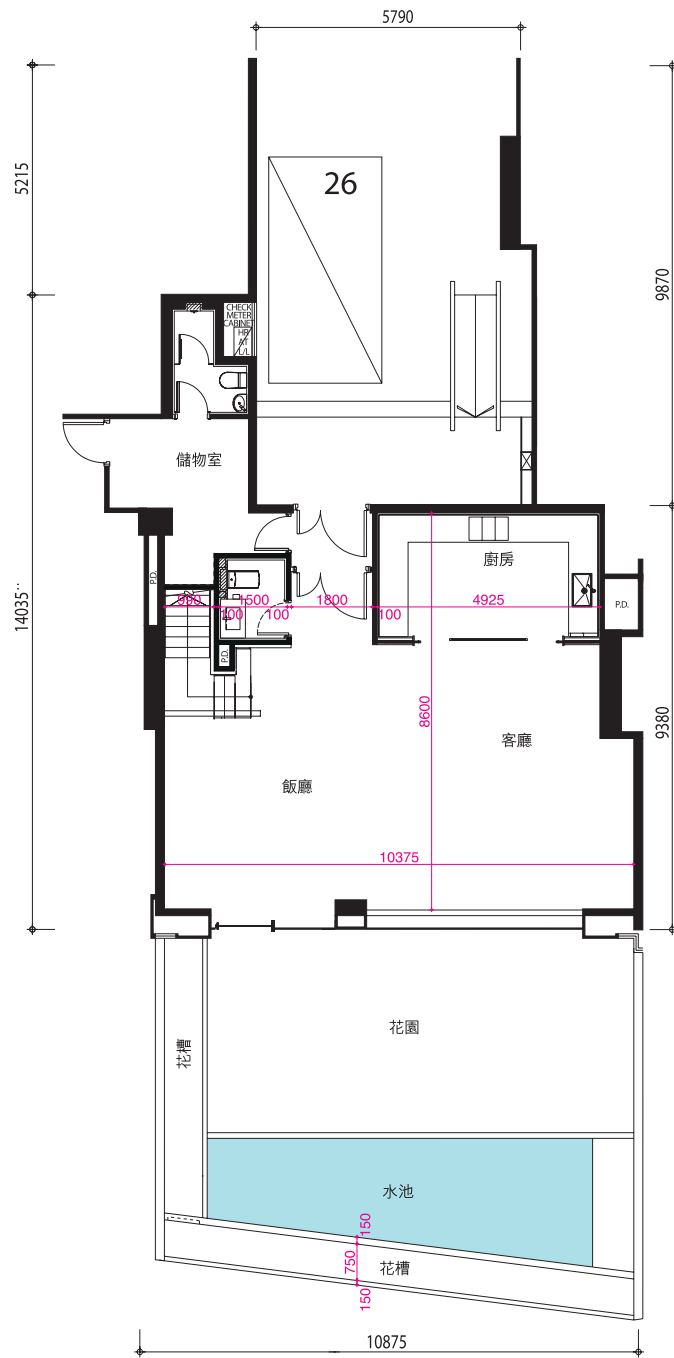
- (a) 門移位或拆除,並以不同位置或不同設計之門取代。
- (b) 內牆拆除,並以不同尺寸的牆及不同的裝置取代。
- (c) 浴室原本的牆及裝置移除或移位,以不同尺寸的牆及不同的裝置取代。
- (d) 廚房原本的牆及裝置移除或移位,以不同尺寸的牆及不同的裝置取代。
- (e) 儲物室原本的牆及裝置移除或移位,以不同尺寸的牆及不同的裝置取代。
- (f) 洗手盆裝置移位或移除。
- (g) 餐飲室改為廚房及以不同裝置取代。
- (h) 於入口之斜通道經改動,以不同設計之斜通道取代。
- (i) 樓梯位移或移除。
- (j) 樓梯造型經修飾。

Garden House Unit No. 9 have been altered by way of minor works or exempted works under the Buildings Ordinance after completion of the Development. The approximate location of the alterations are indicated in the floor plans and the alterations are set out below (numbering below refers to the remarks, if any, in the plan):

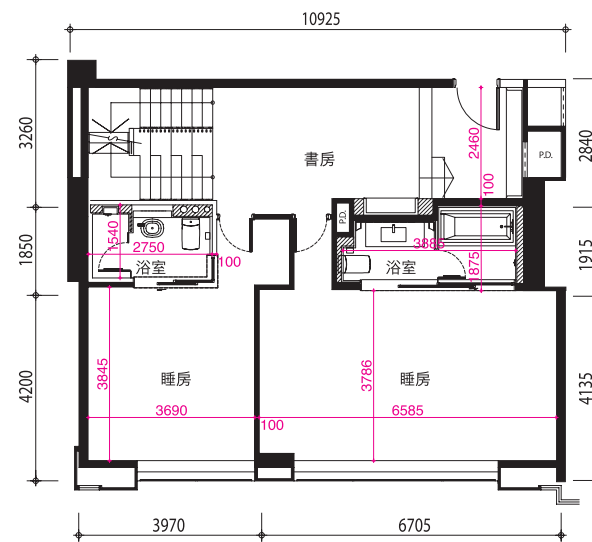
- (a) Door relocated or removed and replaced by a door at a different location or different design.
- (b) Original walls removed, replaced with walls of different dimension and fitted with different fittings.
- (c) Original walls and fittings of bathroom are demolished or relocated, replaced with walls of different dimension and fitted with different fittings.
- (d) Original walls and fittings of Kitchen are demolished or relocated, replaced with walls of different dimension and fitted with different fittings.
- (e) Original walls and fittings of Storeroom are demolished or relocated, replaced with walls of different dimension and fitted with different fittings.
- (f) Water Basin relocated or removed.
- (g) Pantry change to kitchen and fitted with different fittings.
- (h) Access ramp at main entrance amended and replaced by a ramp of different design
- (i) Staircase relocated or removed.
- (j) Adjustment of staircase's style.

圖例 Legend:

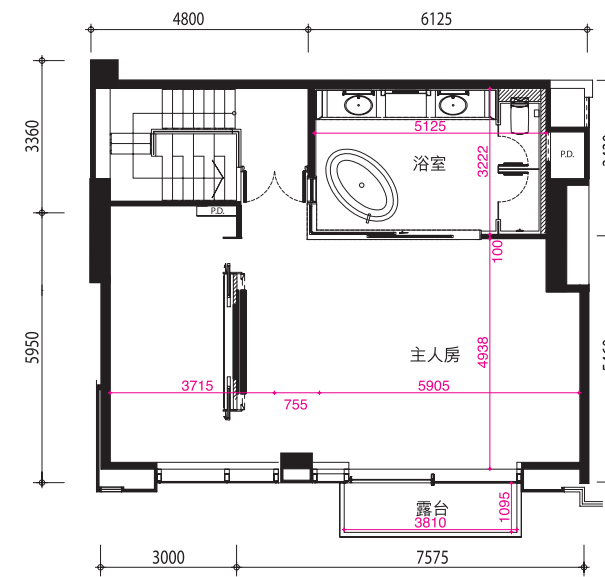
冷氣機位 A/C	飯廳 Dinning Room	消防喉轆 H.R.	主人房 Master Bedroom	儲物室 Store
建築裝飾 Architectural Feature	抽風槽 EAD	消防喉轆(低位) HR AT L/L	餐飲室 Pantry	書房 Study
露台 Balcony	電錶房 EMR	廚房 Kitchen	管道槽 P.D.	電線槽 T.D.
浴室 Bath	家庭室 FAM.	電梯 Lift	花槽 Planter	工作平台 U.P.
睡房 Bedroom	垃圾回收房內之風扇房 Fan Room for RSR	電梯槽 Lift Shaft	水池 Pool	水錶櫃 W.M.C
工作平台之簷蓋 Canopy for U.P.	平台 Flat Roof	客廳 Living Room	喉管井 P.W.	
電錶房 Check Meter Cabinet	花園 Garden	大堂 Lobby	垃圾回收房 RSR	



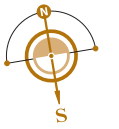
B1/F



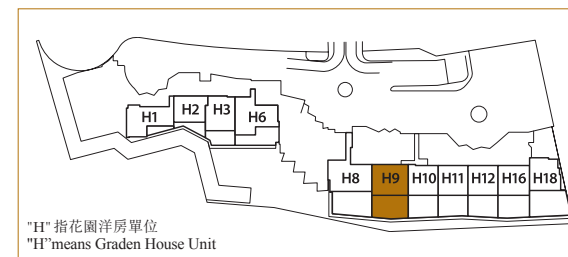
G/F



1/F



2/F	ESAK																		
1/F	ESAK	H1	H2	H3	H6	H8	H9	H10	H11	H12	H16	H18							
G/F	ESAK																		
B1/F	ESAK																		
B2/F	ESAK																		
B3/F	ESAK																		
B4/F	ESAK																		
B5/F	ESAK																		
B6/F	ESAK																		



"H" 指花園洋房單位
"H" means Garden House Unit

每個住宅物業的樓板 (不包括灰泥) 的厚度根據已批准結構圖則如下：

The thickness of floor slabs (excluding plaster) in the residential properties varies, according to the information set out in the approved structural plans are listed as follows:

花園洋房單位9號

平面圖所列之數字為以毫米標示之建築結構尺寸。

The dimensions in floor plans are all structural dimensions in millimeter.

住宅單位的層與層之間的高度，B1樓為3.5米；地下及1樓為3.075米。

Floor to floor height to each residential property. B1/F is 3.5m; G/F and 1/F is 3.075m.

因住宅物業的較高樓層的結構牆的厚度遞減，較高樓層的內部面積，一般比較低樓層的內部面積稍大。

The internal areas of the residential properties on the upper floors will generally be slightly larger than those on the lower floors because of the reducing thickness of the structural walls on the upper floors.

平面圖的相關資料

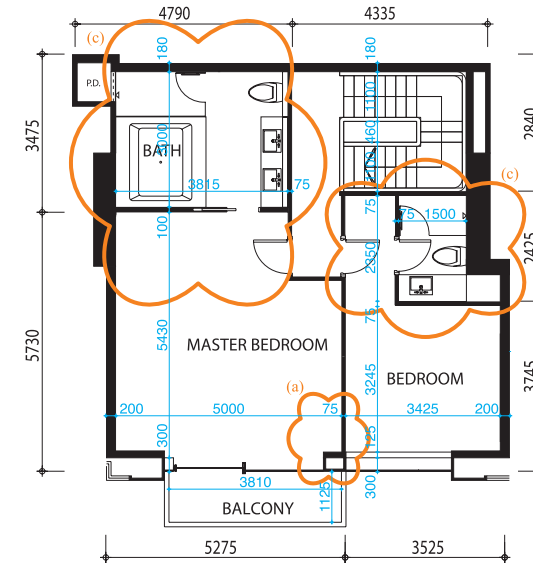
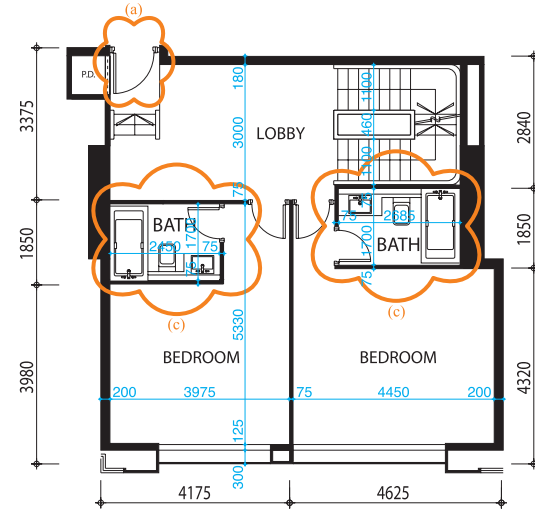
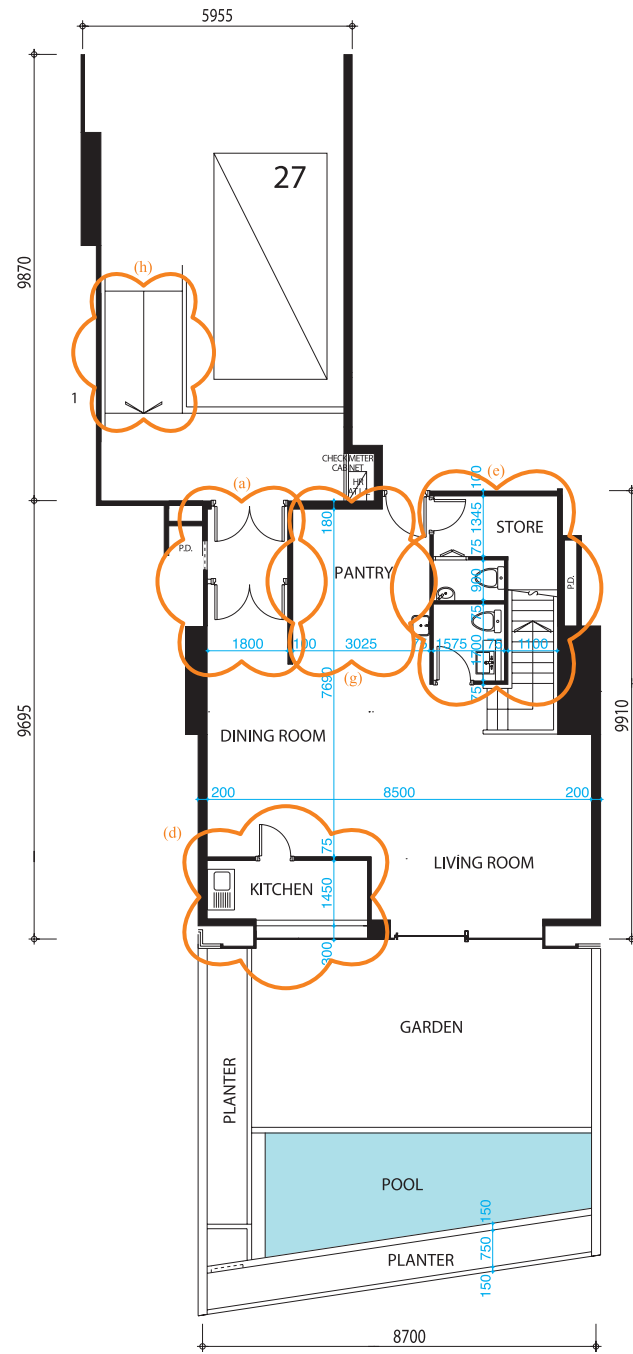
1. 部份住宅單位之假天花內裝置有冷氣及/或其他機電設備。
2. 部份百葉窗(如有)安裝於假天花之上且沒於平面圖顯示。
3. 露台(如有)、工作平台(如有)及平台(如有)內可能裝有喉管建築裝飾及/或其他機電設備,其位置請參考有關建築圖則。

Floor Plans Related

1. There are ceiling bulkheads in some residential units for enclosing the air-conditioning system and/or M&E services.
2. Some louvers (if any) that are hidden in false ceilings may not be indicated on the floor plans.
3. There may be pipes, architectural features and/or M&E services within the balconies (if any), utility platforms (if any) and flat roofs (if any). Please refer to the relevant Building Plans for their locations.

圖例 Legend:

冷氣機位 A/C	飯廳 Dinning Room	消防喉轆 H.R.	主人房 Master Bedroom	儲物室 Store
建築裝飾 Architectural Feature	抽風槽 EAD	消防喉轆(低位) HR AT L/L	餐飲室 Pantry	書房 Study
露台 Balcony	電錶房 EMR	廚房 Kitchen	管道槽 P.D.	電線槽 T.D.
浴室 Bath	家庭室 FAM.	電梯 Lift	花槽 Planter	工作平台 U.P.
睡房 Bedroom	垃圾回收房內之風扇房 Fan Room for RSR	電梯槽 Lift Shaft	水池 Pool	水錶櫃 W.M.C
工作平台之簷蓋 Canopy for U.P.	平台 Flat Roof	客廳 Living Room	喉管井 P.W.	
電錶房 Check Meter Cabinet	花園 Garden	大堂 Lobby	垃圾回收房 RSR	



因住宅物業的較高樓層的結構牆的厚度遞減，較高樓層的內部面積，一般比較低樓層的內部面積稍大。

The internal areas of the residential properties on the upper floors will generally be slightly larger than those on the lower floors because of the reducing thickness of the structural walls on the upper floors.

平面圖所列之數字為以毫米標示之建築結構尺寸。

The dimensions in floor plans are all structural dimensions in millimeter.

住宅單位的層與層之間的高度，B1樓為3.5米；地下及1樓為3.075米。

Floor to floor height to each residential property. B1/F is 3.5m; G/F and 1/F is 3.075m.

每個住宅物業的樓板（不包括灰泥）的厚度根據已批准結構圖則如下：

The thickness of floor slabs (excluding plaster) in the residential properties varies, according to the information set out in the approved structural plans are listed as follows:

花園洋房單位10號

樓層 Floor	每個住宅物業的樓板 (不包括灰泥)的厚度(毫米) Thickness of floor slabs (excluding plaster) of each residential property (mm)
B1/F	170, 175, 185, 200
G/F	150, 175, 200
1/F	150, 200, 250

平面圖的相關資料

1. 部份住宅單位之假天花內裝置有冷氣及/或其他機電設備。
2. 部份百葉窗(如有)安裝於假天花之上且沒於平面圖顯示。
3. 露台(如有)、工作平台(如有)及平台(如有)內可能裝有喉管建築裝飾及/或其他機電設備,其位置請參考有關建築圖則。

Floor Plans Related

1. There are ceiling bulkheads in some residential units for enclosing the air-conditioning system and/or M&E services.
2. Some louvers (if any) that are hidden in false ceilings may not be indicated on the floor plans.
3. There may be pipes, architectural features and/or M&E services within the balconies (if any), utility platforms (if any) and flat roofs (if any). Please refer to the relevant Building Plans for their locations.

花園洋房單位10號在發展項目落成後進行小型工程或獲《建築物條例》豁免的工程而有所改動。該等改動大概位置於樓面圖中標出。該等改動列出如下(下文編號對應圖中附註編號(如有)):

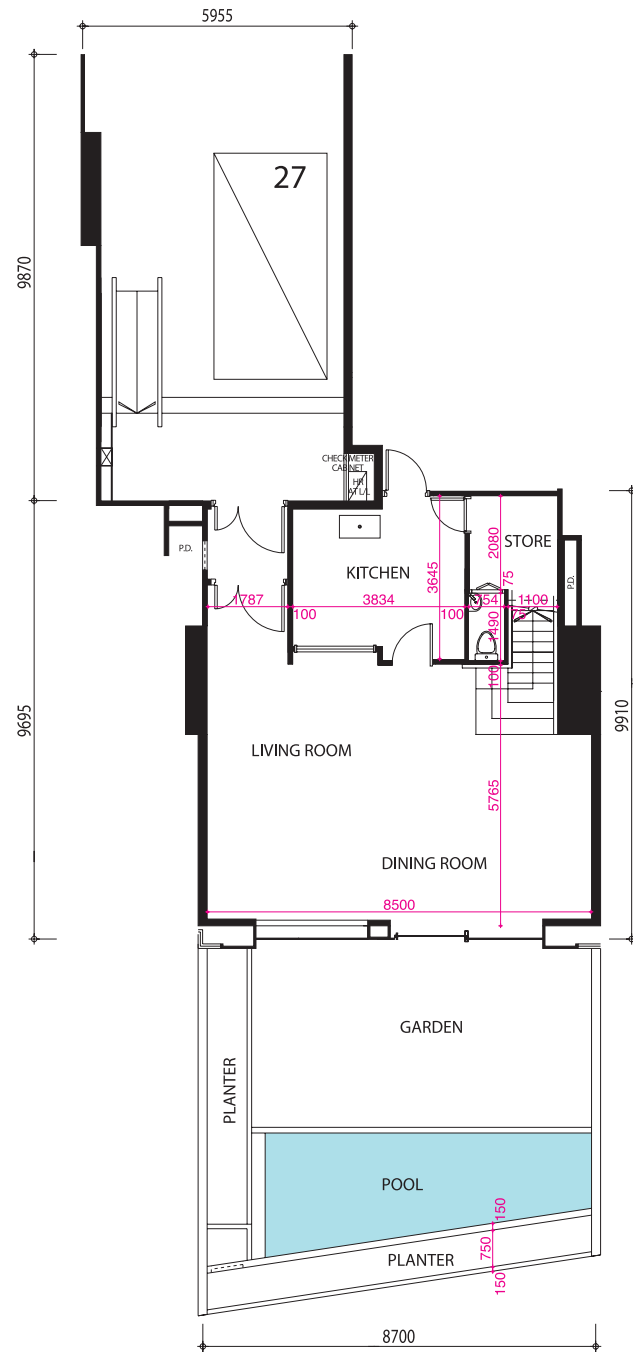
- (a) 門移位或拆除,並以不同位置或不同設計之門取代。
- (b) 內牆拆除,並以不同尺寸的牆及不同的裝置取代。
- (c) 浴室原本的牆及裝置移除或移位,以不同尺寸的牆及不同的裝置取代。
- (d) 廚房原本的牆及裝置移除或移位,以不同尺寸的牆及不同的裝置取代。
- (e) 儲物室原本的牆及裝置移除或移位,以不同尺寸的牆及不同的裝置取代。
- (f) 洗手盆裝置移位或移除。
- (g) 餐飲室改為廚房及以不同裝置取代。
- (h) 於入口之斜通道經改動,以不同設計之斜通道取代。

Garden House Unit No. 10 have been altered by way of minor works or exempted works under the Buildings Ordinance after completion of the Development. The approximate location of the alterations are indicated in the floor plan and the alterations are set out below (numbering below refers to the remarks, if any, in the plan):

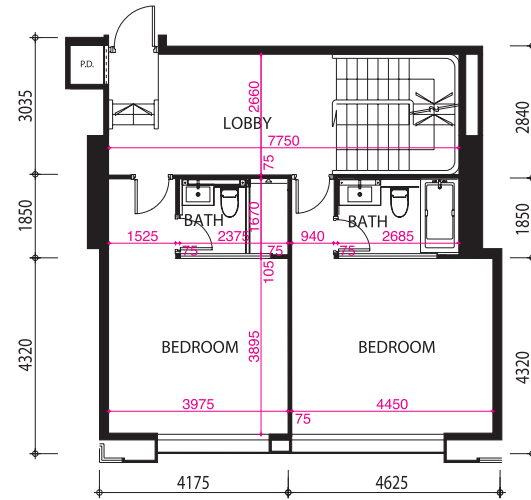
- (a) Door relocated or removed and replaced by a door at a different location or different design.
- (b) Original walls removed, replaced with walls of different dimension and fitted with different fittings.
- (c) Original walls and fittings of bathroom are demolished or relocated, replaced with walls of different dimension and fitted with different fittings.
- (d) Original walls and fittings of Kitchen are demolished or relocated, replaced with walls of different dimension and fitted with different fittings.
- (e) Original walls and fittings of Storeroom are demolished or relocated, replaced with walls of different dimension and fitted with different fittings.
- (f) Water Basin relocated or removed.
- (g) Pantry change to kitchen and fitted with different fittings.
- (h) Access ramp at main entrance amended and replaced by a ramp of different design

圖例 Legend:

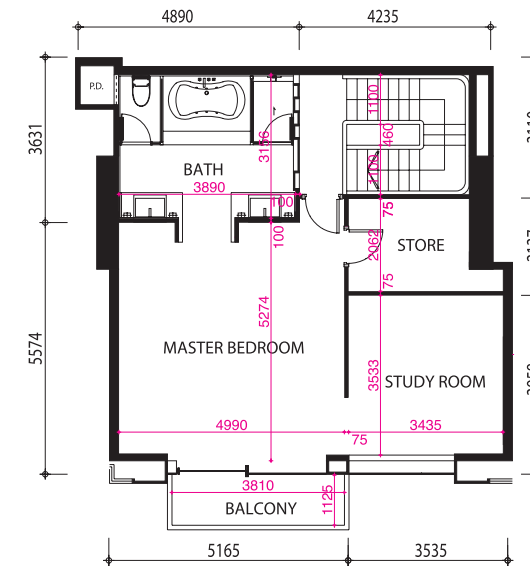
冷氣機位 A/C	飯廳 Dinning Room	消防喉轆 H.R.	主人房 Master Bedroom	儲物室 Store
建築裝飾 Architectural Feature	抽風槽 EAD	消防喉轆(低位) HR AT L/L	餐飲室 Pantry	書房 Study
露台 Balcony	電錶房 EMR	廚房 Kitchen	管道槽 P.D.	電線槽 T.D.
浴室 Bath	家庭室 FAM.	電梯 Lift	花槽 Planter	工作平台 U.P.
睡房 Bedroom	垃圾回收房內之風扇房 Fan Room for RSR	電梯槽 Lift Shaft	水池 Pool	水錶櫃 W.M.C
工作平台之簷蓋 Canopy for U.P.	平台 Flat Roof	客廳 Living Room	喉管井 P.W.	
電錶房 Check Meter Cabinet	花園 Garden	大堂 Lobby	垃圾回收房 RSR	



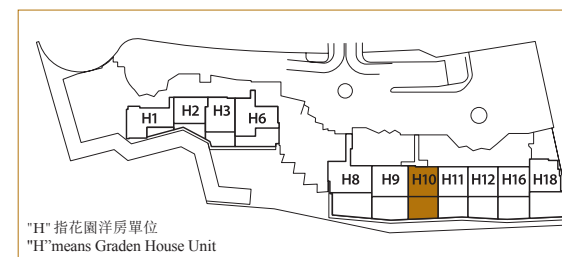
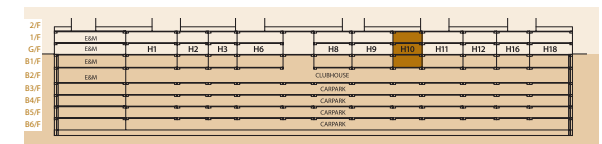
B1/F



G/F



1/F



每個住宅物業的樓板 (不包括灰泥) 的厚度根據已批准結構圖則如下：

The thickness of floor slabs (excluding plaster) in the residential properties varies, according to the information set out in the approved structural plans are listed as follows:

花園洋房單位10號

因住宅物業的較高樓層的結構牆的厚度遞減，較高樓層的內部面積，一般比較低樓層的內部面積稍大。

The internal areas of the residential properties on the upper floors will generally be slightly larger than those on the lower floors because of the reducing thickness of the structural walls on the upper floors.

平面圖所列之數字為以毫米標示之建築結構尺寸。

The dimensions in floor plans are all structural dimensions in millimeter.

住宅單位的層與層之間的高度，B1樓為3.5米；地下及1樓為3.075米。

Floor to floor height to each residential property. B1/F is 3.5m; G/F and 1/F is 3.075m.

平面圖的相關資料

1. 部份住宅單位之假天花內裝置有冷氣及/或其他機電設備。
2. 部份百葉窗(如有)安裝於假天花之上且沒於平面圖顯示。
3. 露台(如有)、工作平台(如有)及平台(如有)內可能裝有喉管建築裝飾及/或其他機電設備,其位置請參考有關建築圖則。

Floor Plans Related

1. There are ceiling bulkheads in some residential units for enclosing the air-conditioning system and/or M&E services.
2. Some louvers (if any) that are hidden in false ceilings may not be indicated on the floor plans.
3. There may be pipes, architectural features and/or M&E services within the balconies (if any), utility platforms (if any) and flat roofs (if any). Please refer to the relevant Building Plans for their locations.

圖例 Legend:

冷氣機位 A/C	飯廳 Dinning Room	消防喉轆 H.R.	主人房 Master Bedroom	儲物室 Store
建築裝飾 Architectural Feature	抽風槽 EAD	消防喉轆(低位) HR AT L/L	餐飲室 Pantry	書房 Study
露台 Balcony	電錶房 EMR	廚房 Kitchen	管道槽 P.D.	電線槽 T.D.
浴室 Bath	家庭室 FAM.	電梯 Lift	花槽 Planter	工作平台 U.P.
睡房 Bedroom	垃圾回收房內之風扇房 Fan Room for RSR	電梯槽 Lift Shaft	水池 Pool	水錶櫃 W.M.C
工作平台之簷蓋 Canopy for U.P.	平台 Flat Roof	客廳 Living Room	喉管井 P.W.	
電錶房 Check Meter Cabinet	花園 Garden	大堂 Lobby	垃圾回收房 RSR	

平面圖的相關資料

1. 部份住宅單位之假天花內裝置有冷氣及/或其他機電設備。
2. 部份百葉窗(如有)安裝於假天花之上且沒於平面圖顯示。
3. 露台(如有)、工作平台(如有)及平台(如有)內可能裝有喉管建築裝飾及/或其他機電設備,其位置請參考有關建築圖則。

Floor Plans Related

1. There are ceiling bulkheads in some residential units for enclosing the air-conditioning system and/or M&E services.
2. Some louvers (if any) that are hidden in false ceilings may not be indicated on the floor plans.
3. There may be pipes, architectural features and/or M&E services within the balconies (if any), utility platforms (if any) and flat roofs (if any). Please refer to the relevant Building Plans for their locations.

花園洋房單位11號在發展項目落成後進行小型工程或獲《建築物條例》豁免的工程而有所改動。該等改動大概位置於樓面圖中標出。該等改動列出如下(下文編號對應圖中附註編號(如有)):

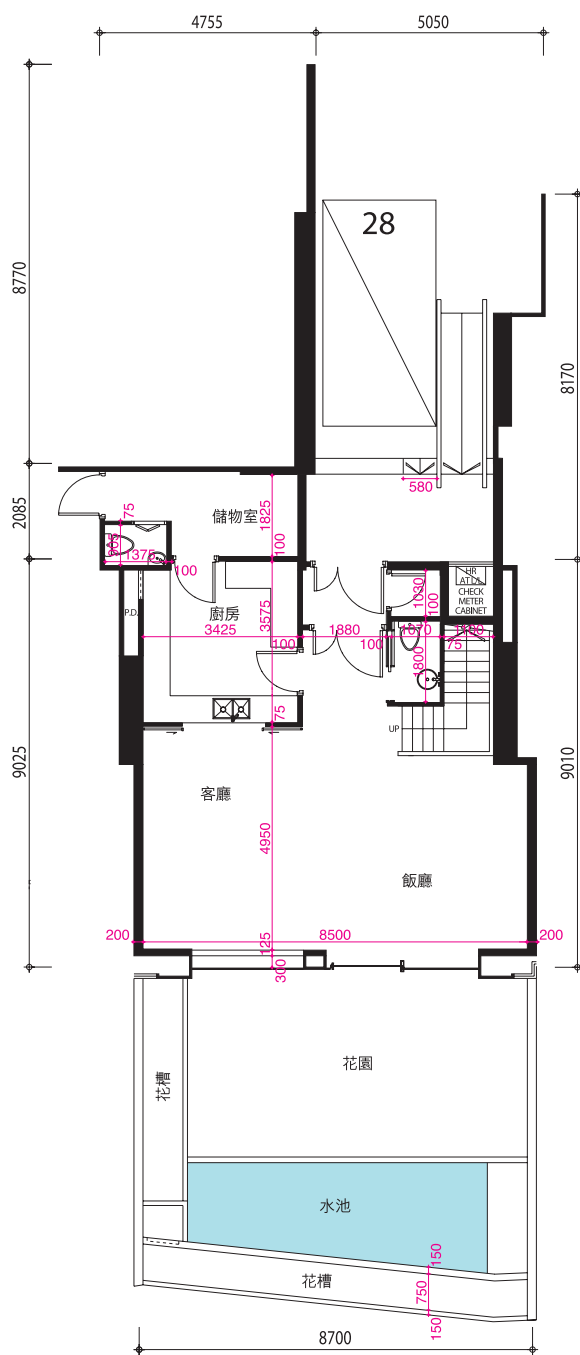
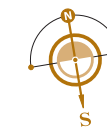
- (a) 門移位或拆除,並以不同位置或不同設計之門取代。
- (b) 內牆拆除,並以不同尺寸的牆及不同的裝置取代。
- (c) 浴室原本的牆及裝置移除或移位,以不同尺寸的牆及不同的裝置取代。
- (d) 廚房原本的牆及裝置移除或移位,以不同尺寸的牆及不同的裝置取代。
- (e) 儲物室原本的牆及裝置移除或移位,以不同尺寸的牆及不同的裝置取代。
- (f) 洗手盆裝置移位或移除。
- (g) 餐飲室改為廚房及以不同裝置取代。
- (h) 於入口之斜通道經改動,以不同設計之斜通道取代。
- (i) 拆除樓梯扶手。
- (j) 修改摺門之開啟方向。

Garden House Unit No. 11 have been altered by way of minor works or exempted works under the Buildings Ordinance after completion of the Development. The approximate location of the alterations are indicated in the floor plan and the alterations are set out below (numbering below refers to the remarks, if any, in the plan):

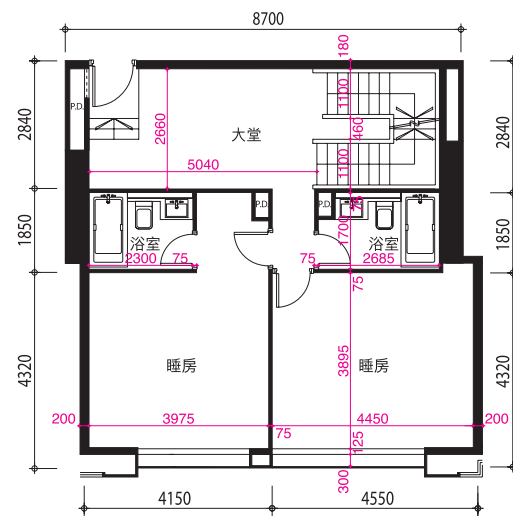
- (a) Door relocated or removed and replaced by a door at a different location or different design.
- (b) Original walls removed, replaced with walls of different dimension and fitted with different fittings.
- (c) Original walls and fittings of bathroom are demolished or relocated, replaced with walls of different dimension and fitted with different fittings.
- (d) Original walls and fittings of Kitchen are demolished or relocated, replaced with walls of different dimension and fitted with different fittings.
- (e) Original walls and fittings of Storeroom are demolished or relocated, replaced with walls of different dimension and fitted with different fittings.
- (f) Water Basin relocated or removed.
- (g) Pantry change to kitchen and fitted with different fittings.
- (h) Access ramp at main entrance amended and replaced by a ramp of different design.
- (i) Stair handrails are removed.
- (j) Swing direction of the slide-fold door is amended.

圖例 Legend:

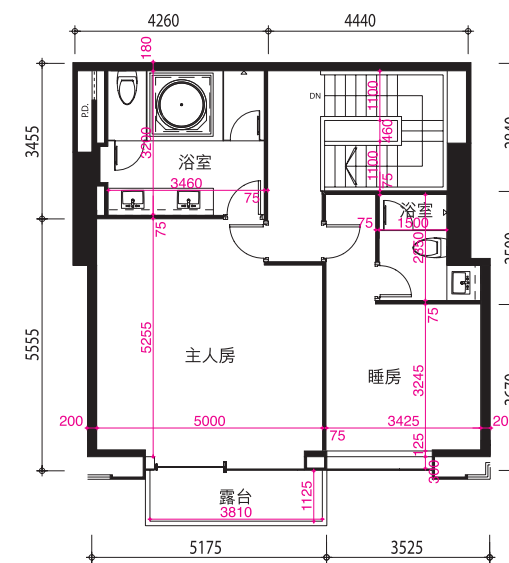
冷氣機位 A/C	飯廳 Dinning Room	消防喉轆 H.R.	主人房 Master Bedroom	儲物室 Store
建築裝飾 Architectural Feature	抽風槽 EAD	消防喉轆(低位) HR AT L/L	餐飲室 Pantry	書房 Study
露台 Balcony	電錶房 EMR	廚房 Kitchen	管道槽 P.D.	電線槽 T.D.
浴室 Bath	家庭室 FAM.	電梯 Lift	花槽 Planter	工作平台 U.P.
睡房 Bedroom	垃圾回收房內之風扇房 Fan Room for RSR	電梯槽 Lift Shaft	水池 Pool	水錶櫃 W.M.C
工作平台之簷蓋 Canopy for U.P.	平台 Flat Roof	客廳 Living Room	喉管井 P.W.	
電錶房 Check Meter Cabinet	花園 Garden	大堂 Lobby	垃圾回收房 RSR	



B1/F



G/F



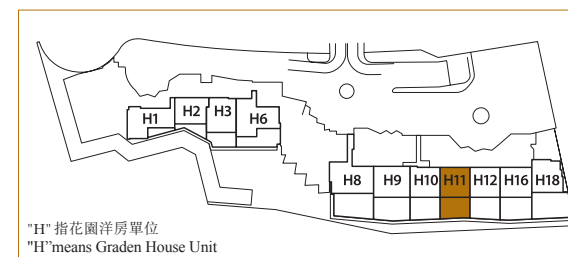
1/F

2/F	COMMON																	
1/F	COMMON	H1	H2	H3	H6		H8	H9	H10	H11	H12	H16	H18					
B1/F	COMMON																	
B2/F	COMMON																	
B3/F																		
B4/F																		
B5/F																		
B6/F																		

每個住宅物業的樓板（不包括灰泥）的厚度根據已批准結構圖則如下：

The thickness of floor slabs (excluding plaster) in the residential properties varies, according to the information set out in the approved structural plans are listed as follows:

花園洋房單位11號



平面圖所列之數字為以毫米標示之建築結構尺寸。

The dimensions in floor plans are all structural dimensions in millimeter.

住宅單位的層與層之間的高度，B1樓為3.5米；地下及1樓為3.075米。

Floor to floor height to each residential property. B1/F is 3.5m; G/F and 1/F is 3.075m.

因住宅物業的較高樓層的結構牆的厚度遞減，較高樓層的內部面積，一般比較低樓層的內部面積稍大。

The internal areas of the residential properties on the upper floors will generally be slightly larger than those on the lower floors because of the reducing thickness of the structural walls on the upper floors.

平面圖的相關資料

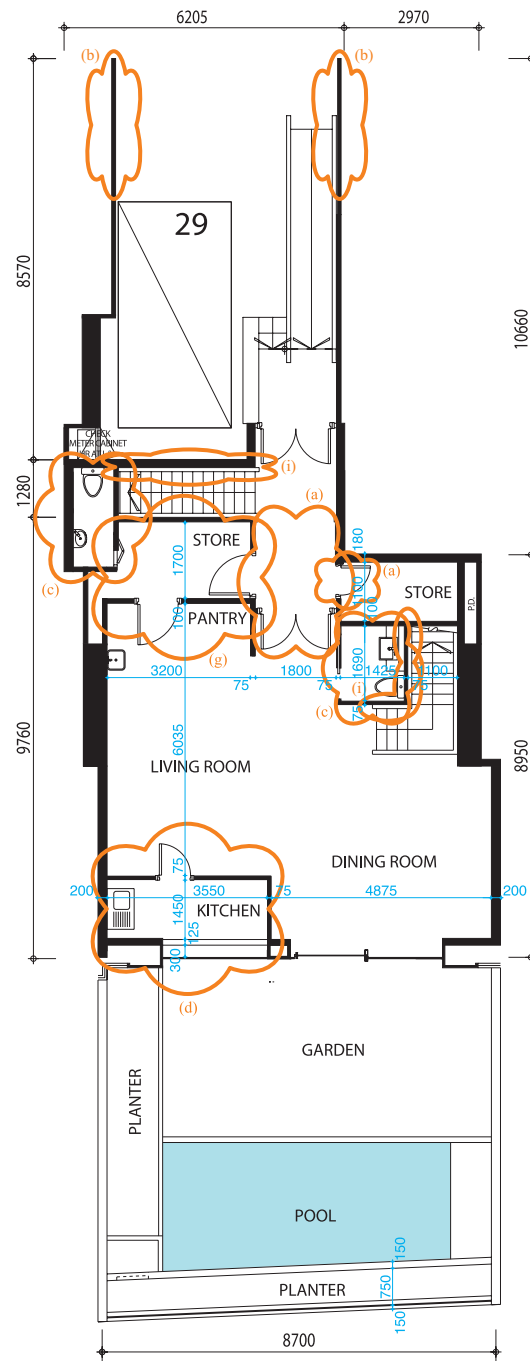
1. 部份住宅單位之假天花內裝置有冷氣及/或其他機電設備。
2. 部份百葉窗(如有)安裝於假天花之上且沒於平面圖顯示。
3. 露台(如有)、工作平台(如有)及平台(如有)內可能裝有喉管建築裝飾及/或其他機電設備,其位置請參考有關建築圖則。

Floor Plans Related

1. There are ceiling bulkheads in some residential units for enclosing the air-conditioning system and/or M&E services.
2. Some louvers (if any) that are hidden in false ceilings may not be indicated on the floor plans.
3. There may be pipes, architectural features and/or M&E services within the balconies (if any), utility platforms (if any) and flat roofs (if any). Please refer to the relevant Building Plans for their locations.

圖例 Legend:

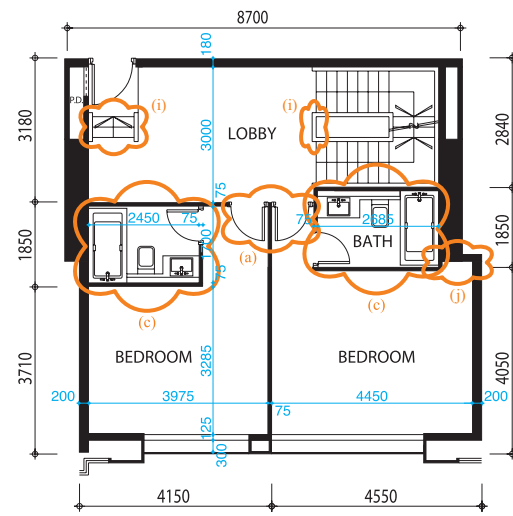
冷氣機位 A/C	飯廳 Dinning Room	消防喉轆 H.R.	主人房 Master Bedroom	儲物室 Store
建築裝飾 Architectural Feature	抽風槽 EAD	消防喉轆(低位) HR AT L/L	餐飲室 Pantry	書房 Study
露台 Balcony	電錶房 EMR	廚房 Kitchen	管道槽 P.D.	電線槽 T.D.
浴室 Bath	家庭室 FAM.	電梯 Lift	花槽 Planter	工作平台 U.P.
睡房 Bedroom	垃圾回收房內之風扇房 Fan Room for RSR	電梯槽 Lift Shaft	水池 Pool	水錶櫃 W.M.C
工作平台之簷蓋 Canopy for U.P.	平台 Flat Roof	客廳 Living Room	喉管井 P.W.	
電錶房 Check Meter Cabinet	花園 Garden	大堂 Lobby	垃圾回收房 RSR	



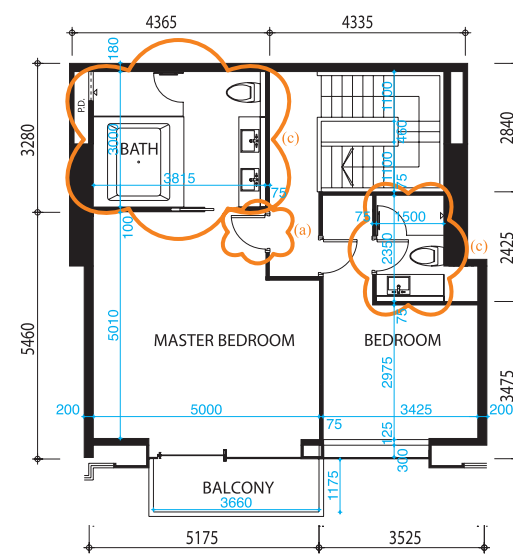
B1/F

因住宅物業的較高樓層的結構牆的厚度遞減，較高樓層的內部面積，一般比較低樓層的內部面積稍大。

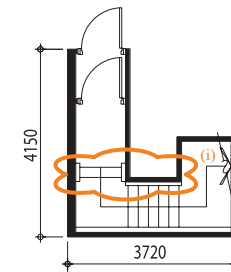
The internal areas of the residential properties on the upper floors will generally be slightly larger than those on the lower floors because of the reducing thickness of the structural walls on the upper floors.



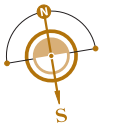
G/F



1/F



B2/F



每個住宅物業的樓板 (不包括灰泥) 的厚度根據已批准結構圖則如下：

The thickness of floor slabs (excluding plaster) in the residential properties varies, according to the information set out in the approved structural plans are listed as follows:

花園洋房單位12號

樓層 Floor	每個住宅物業的樓板 (不包括灰泥) 的厚度 (毫米) Thickness of floor slabs (excluding plaster) of each residential property (mm)
B1/F	170, 175, 185, 200
G/F	150, 175, 200
1/F	150, 200, 250

平面圖所列之數字為以毫米標示之建築結構尺寸。

The dimensions in floor plans are all structural dimensions in millimeter.

住宅單位的層與層之間的高度，B1樓為3.5米；地下及1樓為3.075米。

Floor to floor height to each residential property. B1/F is 3.5m; G/F and 1/F is 3.075m.

平面圖的相關資料

1. 部份住宅單位之假天花內裝置有冷氣及/或其他機電設備。
2. 部份百葉窗(如有)安裝於假天花之上且沒於平面圖顯示。
3. 露台(如有)、工作平台(如有)及平台(如有)內可能裝有喉管建築裝飾及/或其他機電設備,其位置請參考有關建築圖則。

Floor Plans Related

1. There are ceiling bulkheads in some residential units for enclosing the air-conditioning system and/or M&E services.
2. Some louvers (if any) that are hidden in false ceilings may not be indicated on the floor plans.
3. There may be pipes, architectural features and/or M&E services within the balconies (if any), utility platforms (if any) and flat roofs (if any). Please refer to the relevant Building Plans for their locations.

花園洋房單位12號的經批准的建築圖則所示的間隔、裝置及/或其位置與實際單位的間隔、裝置及/或其位置的現狀有異。該等差異是由該單位內已進行的小型工程或獲《建築物條例》豁免的工程而引致,其大概位置已於該單位的樓面圖中標示。該等工程的詳情如下(下文編號對應該單位的樓面圖中附註編號(如有)):

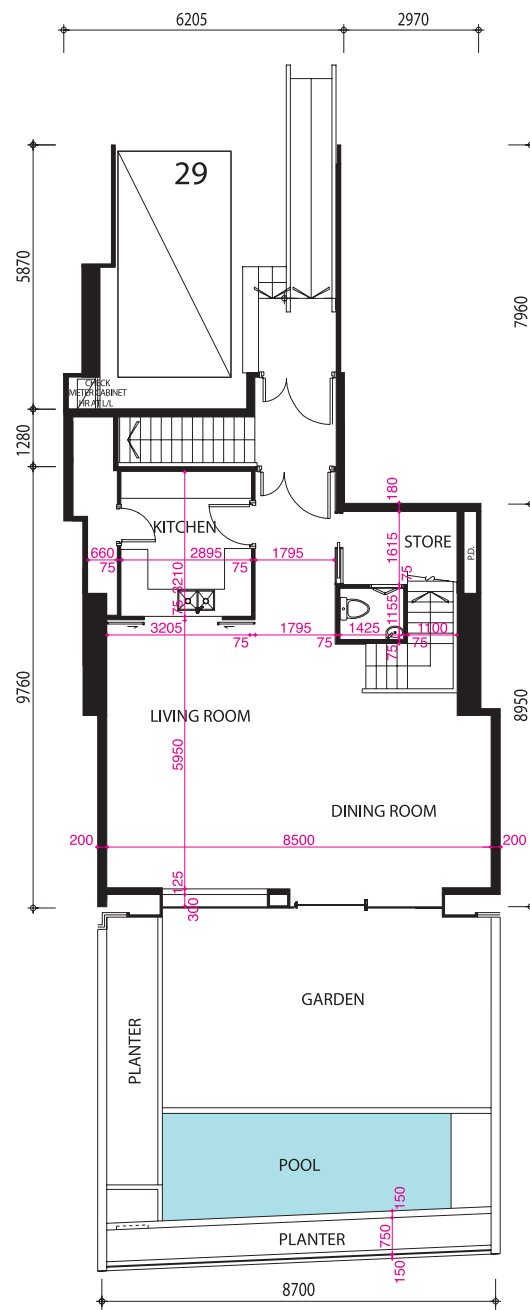
- (a) 門移位或拆除,並以不同位置或不同設計之門取代。
- (b) 內牆拆除。
- (c) 浴室原本的牆及裝置移除或移位,以不同尺寸的牆及不同的裝置取代。
- (d) 廚房原本的牆及裝置移除或移位,以不同尺寸的牆及不同的裝置取代。
- (e) 儲物室原本的牆及裝置移除或移位,以不同尺寸的牆及不同的裝置取代。
- (f) 洗手盆裝置移位或移除。
- (g) 餐飲室改為廚房及以不同裝置取代。
- (h) 於入口之斜通道經改動,以不同設計之斜通道取代。
- (i) 拆除樓梯扶手。
- (j) 豎設用磚建造的非承重牆。

The layout, fittings and/or their locations as shown in the approved building plans of Garden House Unit No.12 have differences as compared with the current layout, fittings and/or the locations thereof of the actual unit. Such differences are arising from minor works or exempted works under the Buildings Ordinance carried out in such unit, the approximate locations thereof are indicated in the floor plan of such unit. Details of such works are set out below (numberings below refer to the remarks, if any, in the floor plan of such unit):

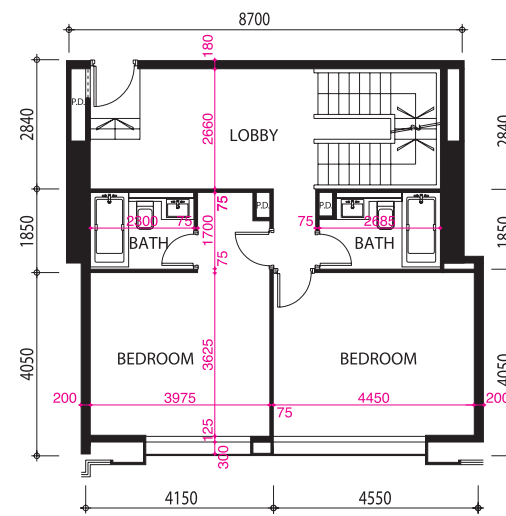
- (a) Doors relocated or removed and replaced by a door at a different location or different design.
- (b) Original walls removed.
- (c) Original walls and fittings of bathroom are demolished or relocated, replaced with walls of different dimension and different fittings.
- (d) Original walls and fittings of Kitchen are demolished or relocated, replaced with walls of different dimension and different fittings.
- (e) Original walls and fittings of Store are demolished or relocated, replaced with walls of different dimension and different fittings.
- (f) Water Basin relocated or removed.
- (g) Pantry change to kitchen and fitted with different fittings.
- (h) Access ramp at main entrance amended and replaced by a ramp of different design.
- (i) Stair handrails are removed.
- (j) Non-load bearing block wall is erected.

圖例 Legend:

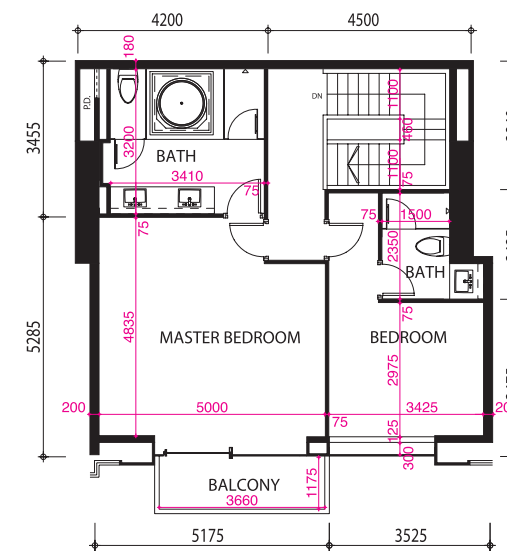
冷氣機位 A/C	飯廳 Dinning Room	消防喉轆 H.R.	主人房 Master Bedroom	儲物室 Store
建築裝飾 Architectural Feature	抽風槽 EAD	消防喉轆(低位) HR AT L/L	餐飲室 Pantry	書房 Study
露台 Balcony	電錶房 EMR	廚房 Kitchen	管道槽 P.D.	電線槽 T.D.
浴室 Bath	家庭室 FAM.	電梯 Lift	花槽 Planter	工作平台 U.P.
睡房 Bedroom	垃圾回收房內之風扇房 Fan Room for RSR	電梯槽 Lift Shaft	水池 Pool	水錶櫃 W.M.C
工作平台之簷蓋 Canopy for U.P.	平台 Flat Roof	客廳 Living Room	喉管井 P.W.	
電錶房 Check Meter Cabinet	花園 Garden	大堂 Lobby	垃圾回收房 RSR	



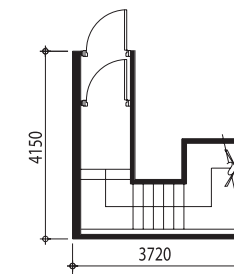
B1/F



G/F



1/F



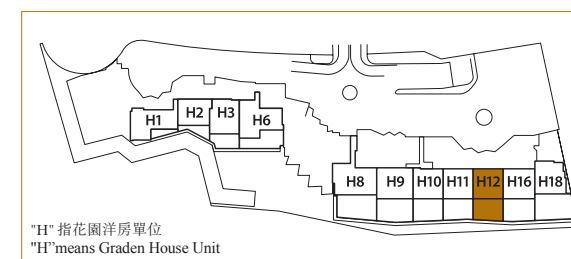
B2/F

2/F	LOBBY																	
1/F	LOBBY	H1	H2	H3	H6		H8	H9	H10	H11	H12	H16	H18					
B1/F	LOBBY																	
B2/F	LOBBY																	
B4/F																		
B5/F																		
B6/F																		

每個住宅物業的樓板 (不包括灰泥) 的厚度根據已批准結構圖則如下：

The thickness of floor slabs (excluding plaster) in the residential properties varies, according to the information set out in the approved structural plans are listed as follows:

花園洋房單位 12 號



平面圖所列之數字為以毫米標示之建築結構尺寸。

The dimensions in floor plans are all structural dimensions in millimeter.

住宅單位的層與層之間的高度，B1 樓為 3.5 米；地下及 1 樓為 3.075 米。

Floor to floor height to each residential property. B1/F is 3.5m; G/F and 1/F is 3.075m.

因住宅物業的較高樓層的結構牆的厚度遞減，較高樓層的內部面積，一般比較低樓層的內部面積稍大。

The internal areas of the residential properties on the upper floors will generally be slightly larger than those on the lower floors because of the reducing thickness of the structural walls on the upper floors.

平面圖的相關資料

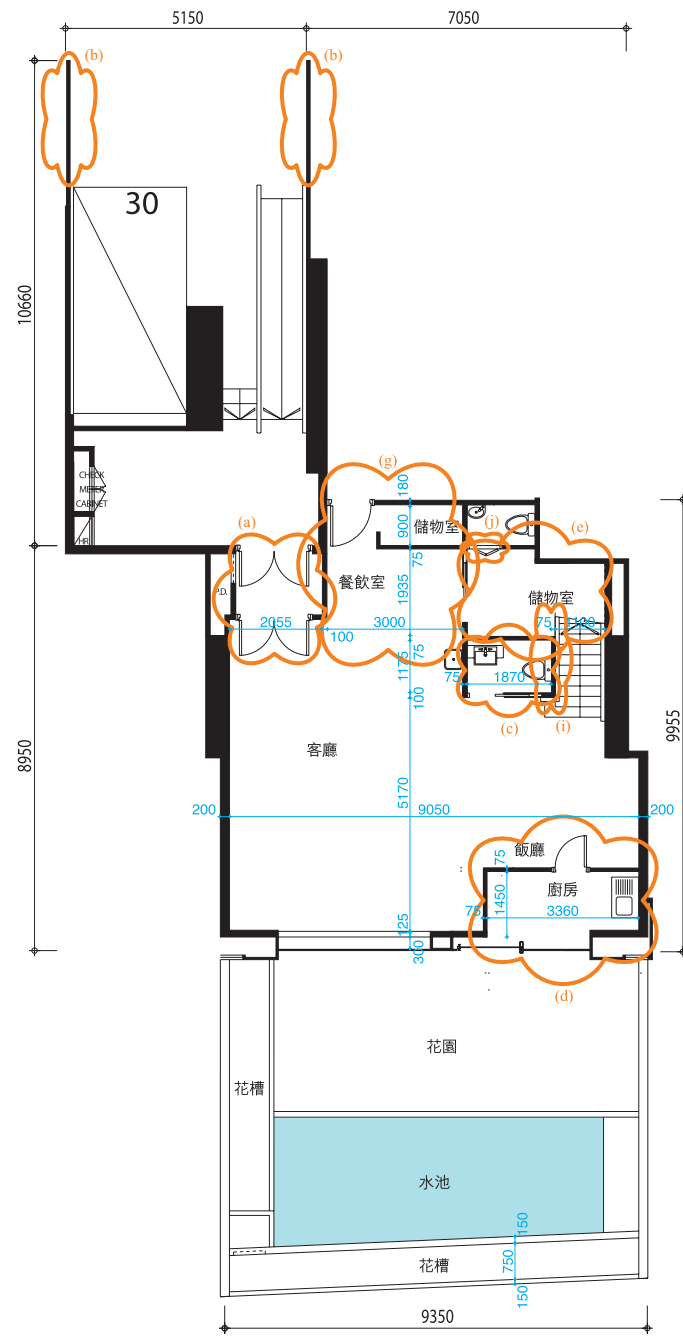
1. 部份住宅單位之假天花內裝置有冷氣及/或其他機電設備。
2. 部份百葉窗(如有)安裝於假天花之上且沒於平面圖顯示。
3. 露台(如有)、工作平台(如有)及平台(如有)內可能裝有喉管建築裝飾及/或其他機電設備,其位置請參考有關建築圖則。

Floor Plans Related

1. There are ceiling bulkheads in some residential units for enclosing the air-conditioning system and/or M&E services.
2. Some louvers (if any) that are hidden in false ceilings may not be indicated on the floor plans.
3. There may be pipes, architectural features and/or M&E services within the balconies (if any), utility platforms (if any) and flat roofs (if any). Please refer to the relevant Building Plans for their locations.

圖例 Legend:

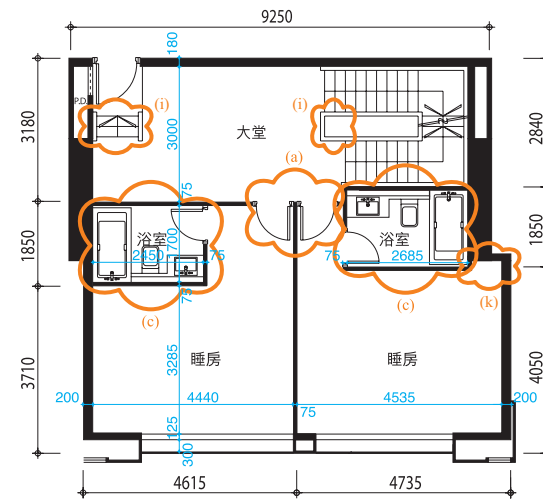
冷氣機位 A/C	飯廳 Dinning Room	消防喉轆 H.R.	主人房 Master Bedroom	儲物室 Store
建築裝飾 Architectural Feature	抽風槽 EAD	消防喉轆(低位) HR AT L/L	餐飲室 Pantry	書房 Study
露台 Balcony	電錶房 EMR	廚房 Kitchen	管道槽 P.D.	電線槽 T.D.
浴室 Bath	家庭室 FAM.	電梯 Lift	花槽 Planter	工作平台 U.P.
睡房 Bedroom	垃圾回收房內之風扇房 Fan Room for RSR	電梯槽 Lift Shaft	水池 Pool	水錶櫃 W.M.C
工作平台之簷蓋 Canopy for U.P.	平台 Flat Roof	客廳 Living Room	喉管井 P.W.	
電錶房 Check Meter Cabinet	花園 Garden	大堂 Lobby	垃圾回收房 RSR	



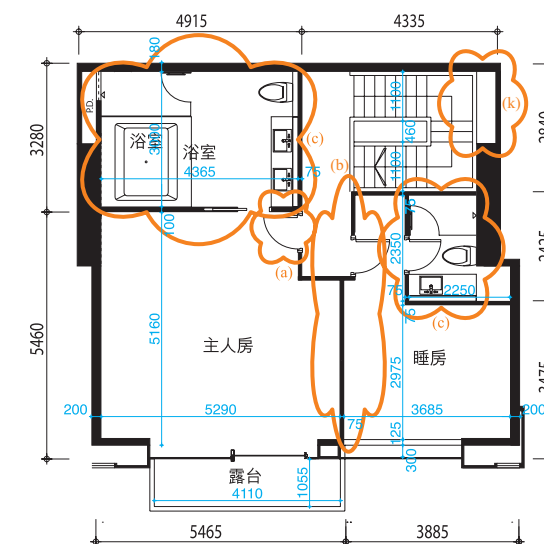
B1/F

因住宅物業的較高樓層的結構牆的厚度遞減，較高樓層的內部面積，一般比較低樓層的內部面積稍大。

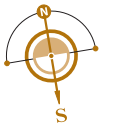
The internal areas of the residential properties on the upper floors will generally be slightly larger than those on the lower floors because of the reducing thickness of the structural walls on the upper floors.



G/F



1/F



每個住宅物業的樓板 (不包括灰泥) 的厚度根據已批准結構圖則如下：

The thickness of floor slabs (excluding plaster) in the residential properties varies, according to the information set out in the approved structural plans are listed as follows:

花園洋房單位16號

樓層 Floor	每個住宅物業的樓板 (不包括灰泥) 的厚度 (毫米) Thickness of floor slabs (excluding plaster) of each residential property (mm)
B1/F	170, 175, 185, 200
G/F	150, 175, 200
1/F	150, 200, 250

平面圖所列之數字為以毫米標示之建築結構尺寸。

The dimensions in floor plans are all structural dimensions in millimeter.

住宅單位的層與層之間的高度，B1樓為3.5米；地下及1樓為3.075米。

Floor to floor height to each residential property. B1/F is 3.5m; G/F and 1/F is 3.075m.

平面圖的相關資料

1. 部份住宅單位之假天花內裝置有冷氣及/或其他機電設備。
2. 部份百葉窗(如有)安裝於假天花之上且沒於平面圖顯示。
3. 露台(如有)、工作平台(如有)及平台(如有)內可能裝有喉管建築裝飾及/或其他機電設備,其位置請參考有關建築圖則。

Floor Plans Related

1. There are ceiling bulkheads in some residential units for enclosing the air-conditioning system and/or M&E services.
2. Some louvers (if any) that are hidden in false ceilings may not be indicated on the floor plans.
3. There may be pipes, architectural features and/or M&E services within the balconies (if any), utility platforms (if any) and flat roofs (if any). Please refer to the relevant Building Plans for their locations.

花園洋房單位16號在發展項目落成後進行小型工程或獲《建築物條例》豁免的工程而有所改動。該等改動大概位置於樓面圖中標出。該等改動列出如下(下文編號對應圖中附註編號(如有)):

- (a) 門移位或拆除,並以不同位置或不同設計之門取代。
- (b) 內牆拆除,並以不同尺寸的牆及不同的裝置取代。
- (c) 浴室原本的牆及裝置移除或移位,以不同尺寸的牆及不同的裝置取代。
- (d) 廚房原本的牆及裝置移除或移位,以不同尺寸的牆及不同的裝置取代。
- (e) 儲物室原本的牆及裝置移除或移位,以不同尺寸的牆及不同的裝置取代。
- (f) 洗手盆裝置移位或移除。
- (g) 餐飲室改為廚房及以不同裝置取代。
- (h) 於入口之斜通道經改動,以不同設計之斜通道取代。
- (i) 拆除樓梯扶手。
- (j) 修改摺門之開啟方向。
- (k) 豎設用磚建造的非承重牆。

Garden House Unit No. 16 have been altered by way of minor works or exempted works under the Buildings Ordinance after completion of the Development. The approximate location of the alterations are indicated in the floor plan and the alterations are set out below (numbering below refers to the remarks, if any, in the plan):

- (a) Door relocated or removed and replaced by a door at a different location or different design.
- (b) Original walls removed, replaced with walls of different dimension and fitted with different fittings.
- (c) Original walls and fittings of bathroom are demolished or relocated, replaced with walls of different dimension and fitted with different fittings.
- (d) Original walls and fittings of Kitchen are demolished or relocated, replaced with walls of different dimension and fitted with different fittings.
- (e) Original walls and fittings of Storeroom are demolished or relocated, replaced with walls of different dimension and fitted with different fittings.
- (f) Water Basin relocated or removed.
- (g) Pantry change to kitchen and fitted with different fittings.
- (h) Access ramp at main entrance amended and replaced by a ramp of different design.
- (i) Stair handrails are removed.
- (j) Swing direction of the slide-fold door is amended.
- (k) Non-load bearing block wall is erected.

圖例 Legend:

冷氣機位 A/C	飯廳 Dinning Room	消防喉轆 H.R.	主人房 Master Bedroom	儲物室 Store
建築裝飾 Architectural Feature	抽風槽 EAD	消防喉轆(低位) HR AT L/L	餐飲室 Pantry	書房 Study
露台 Balcony	電錶房 EMR	廚房 Kitchen	管道槽 P.D.	電線槽 T.D.
浴室 Bath	家庭室 FAM.	電梯 Lift	花槽 Planter	工作平台 U.P.
睡房 Bedroom	垃圾回收房內之風扇房 Fan Room for RSR	電梯槽 Lift Shaft	水池 Pool	水錶櫃 W.M.C
工作平台之簷蓋 Canopy for U.P.	平台 Flat Roof	客廳 Living Room	喉管井 P.W.	
電錶房 Check Meter Cabinet	花園 Garden	大堂 Lobby	垃圾回收房 RSR	

平面圖的相關資料

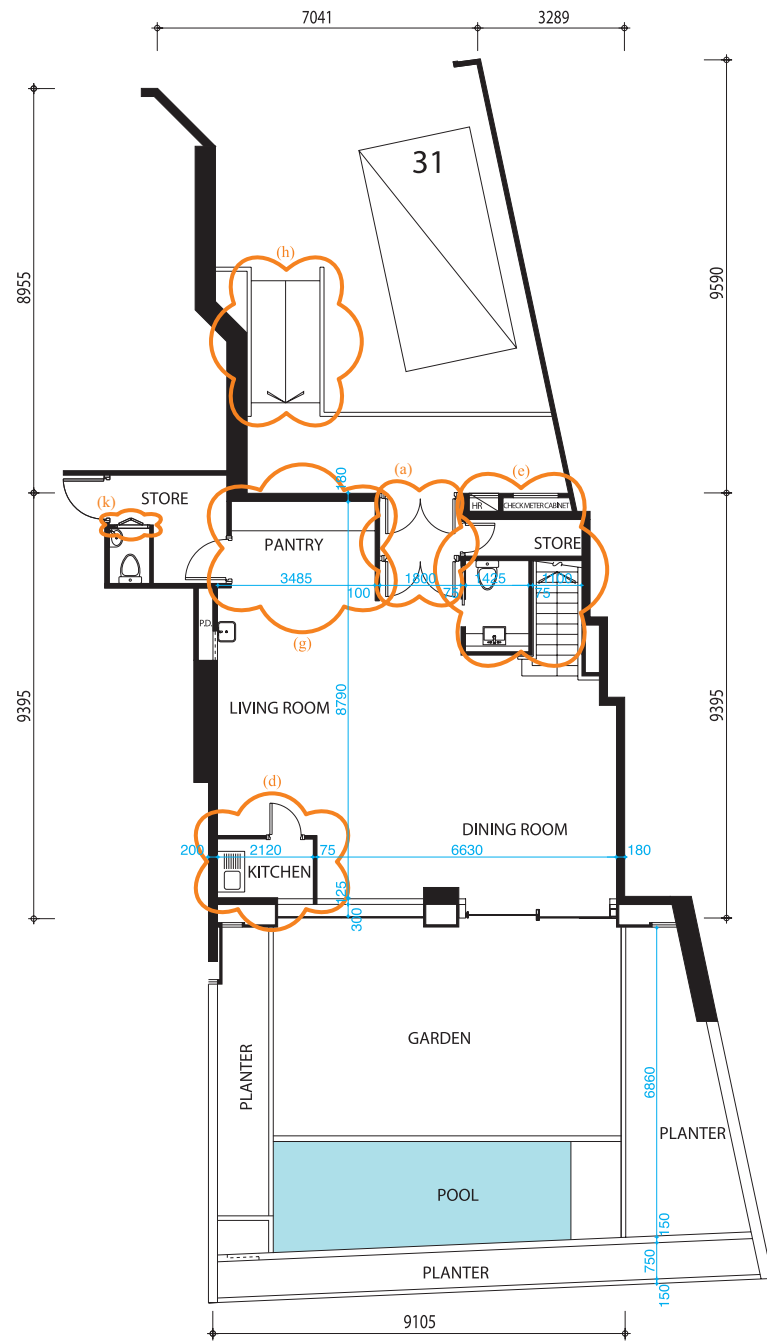
1. 部份住宅單位之假天花內裝置有冷氣及/或其他機電設備。
2. 部份百葉窗(如有)安裝於假天花之上且沒於平面圖顯示。
3. 露台(如有)、工作平台(如有)及平台(如有)內可能裝有喉管建築裝飾及/或其他機電設備,其位置請參考有關建築圖則。

Floor Plans Related

1. There are ceiling bulkheads in some residential units for enclosing the air-conditioning system and/or M&E services.
2. Some louvers (if any) that are hidden in false ceilings may not be indicated on the floor plans.
3. There may be pipes, architectural features and/or M&E services within the balconies (if any), utility platforms (if any) and flat roofs (if any). Please refer to the relevant Building Plans for their locations.

圖例 Legend:

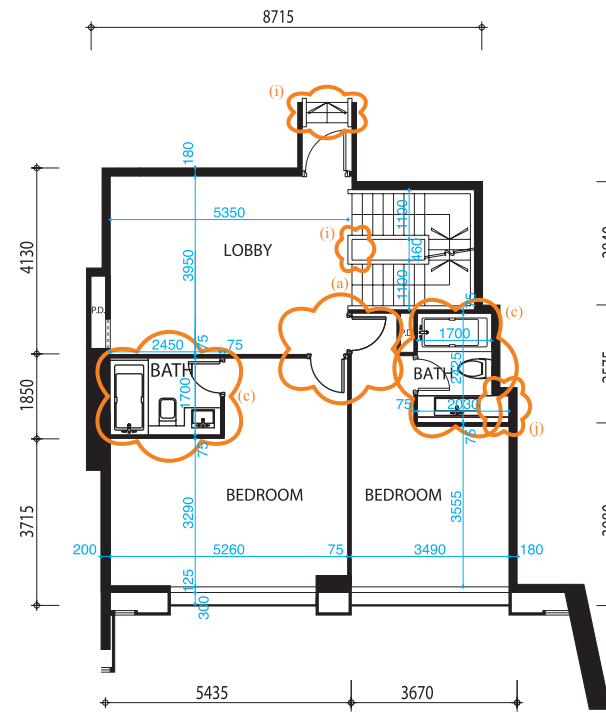
冷氣機位 A/C	飯廳 Dinning Room	消防喉轆 H.R.	主人房 Master Bedroom	儲物室 Store
建築裝飾 Architectural Feature	抽風槽 EAD	消防喉轆(低位) HR AT L/L	餐飲室 Pantry	書房 Study
露台 Balcony	電錶房 EMR	廚房 Kitchen	管道槽 P.D.	電線槽 T.D.
浴室 Bath	家庭室 FAM.	電梯 Lift	花槽 Planter	工作平台 U.P.
睡房 Bedroom	垃圾回收房內之風扇房 Fan Room for RSR	電梯槽 Lift Shaft	水池 Pool	水錶櫃 W.M.C
工作平台之簷蓋 Canopy for U.P.	平台 Flat Roof	客廳 Living Room	喉管井 P.W.	
電錶房 Check Meter Cabinet	花園 Garden	大堂 Lobby	垃圾回收房 RSR	



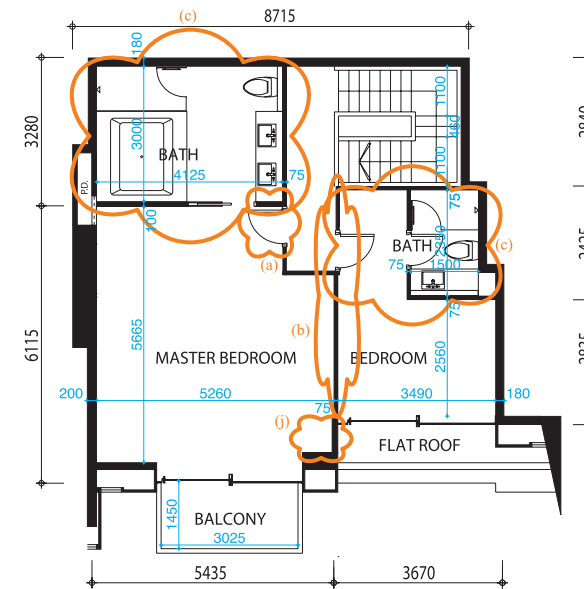
B1/F

因住宅物業的較高樓層的結構牆的厚度遞減，較高樓層的內部面積，一般比較低樓層的內部面積稍大。

The internal areas of the residential properties on the upper floors will generally be slightly larger than those on the lower floors because of the reducing thickness of the structural walls on the upper floors.



G/F



1/F

每個住宅物業的樓板（不包括灰泥）的厚度根據已批准結構圖則如下：

The thickness of floor slabs (excluding plaster) in the residential properties varies, according to the information set out in the approved structural plans are listed as follows:

花園洋房單位18號

樓層 Floor	每個住宅物業的樓板 (不包括灰泥)的厚度(毫米) Thickness of floor slabs (excluding plaster) of each residential property (mm)
B1/F	170, 175, 185, 200
G/F	150, 175, 200
1/F	150, 200, 250

平面圖所列之數字為以毫米標示之建築結構尺寸。

The dimensions in floor plans are all structural dimensions in millimeter.

住宅單位的層與層之間的高度，B1樓為3.5米；地下及1樓為3.075米。

Floor to floor height to each residential property. B1/F is 3.5m; G/F and 1/F is 3.075m.

平面圖的相關資料

1. 部份住宅單位之假天花內裝置有冷氣及/或其他機電設備。
2. 部份百葉窗(如有)安裝於假天花之上且沒於平面圖顯示。
3. 露台(如有)、工作平台(如有)及平台(如有)內可能裝有喉管建築裝飾及/或其他機電設備,其位置請參考有關建築圖則。

Floor Plans Related

1. There are ceiling bulkheads in some residential units for enclosing the air-conditioning system and/or M&E services.
2. Some louvers (if any) that are hidden in false ceilings may not be indicated on the floor plans.
3. There may be pipes, architectural features and/or M&E services within the balconies (if any), utility platforms (if any) and flat roofs (if any). Please refer to the relevant Building Plans for their locations.

花園洋房單位18號在發展項目落成後進行小型工程或獲《建築物條例》豁免的工程而有所改動。該等改動大概位置於樓面圖中標出。該等改動列出如下(下文編號對應圖中附註編號(如有)):

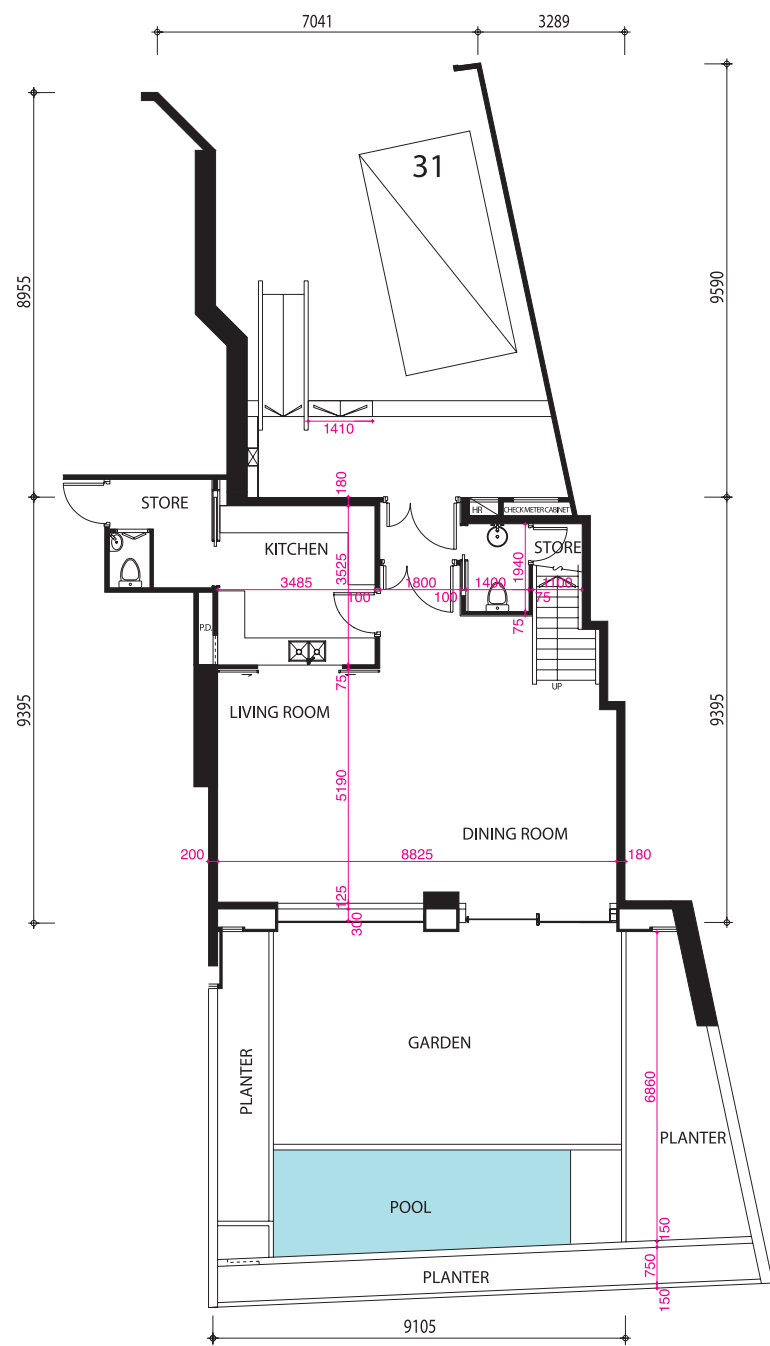
- (a) 門移位或拆除,並以不同位置或不同設計之門取代。
- (b) 內牆拆除,並以不同尺寸的牆及不同的裝置取代。
- (c) 浴室原本的牆及裝置移除或移位,以不同尺寸的牆及不同的裝置取代。
- (d) 廚房原本的牆及裝置移除或移位,以不同尺寸的牆及不同的裝置取代。
- (e) 儲物室原本的牆及裝置移除或移位,以不同尺寸的牆及不同的裝置取代。
- (f) 洗手盆裝置移位或移除。
- (g) 餐飲室改為廚房及以不同裝置取代。
- (h) 於入口之斜通道經改動,以不同設計之斜通道取代。
- (i) 拆除樓梯扶手。
- (j) 豎設用磚建造的非承重牆。
- (k) 修改摺門之開啟方向。

Garden House Unit No. 18 have been altered by way of minor works or exempted works under the Buildings Ordinance after completion of the Development. The approximate location of the alterations are indicated in the floor plan and the alterations are set out below (numbering below refers to the remarks, if any, in the plan):

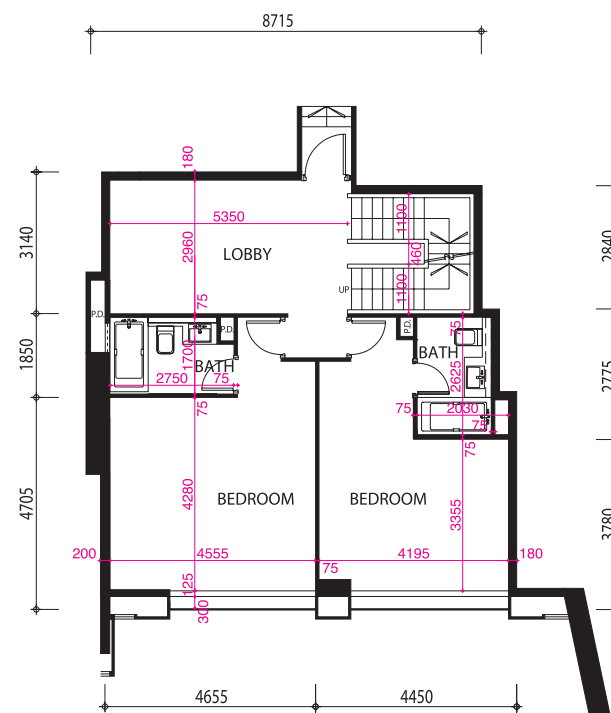
- (a) Door relocated or removed and replaced by a door at a different location or different design.
- (b) Original walls removed, replaced with walls of different dimension and fitted with different fittings.
- (c) Original walls and fittings of bathroom are demolished or relocated, replaced with walls of different dimension and fitted with different fittings.
- (d) Original walls and fittings of Kitchen are demolished or relocated, replaced with walls of different dimension and fitted with different fittings.
- (e) Original walls and fittings of Storeroom are demolished or relocated, replaced with walls of different dimension and fitted with different fittings.
- (f) Water Basin relocated or removed.
- (g) Pantry change to kitchen and fitted with different fittings.
- (h) Access ramp at main entrance amended and replaced by a ramp of different design.
- (i) Stair handrails are removed.
- (j) Non-load bearing block wall is erected.
- (k) Swing direction of the slide-fold door is amended.

圖例 Legend:

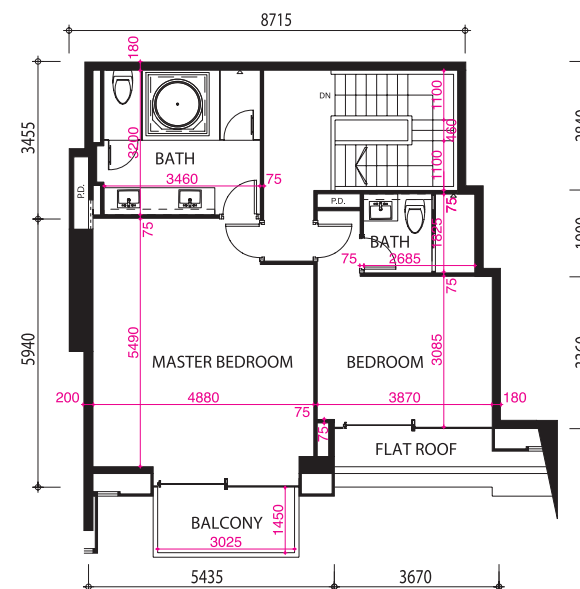
冷氣機位 A/C	飯廳 Dinning Room	消防喉轆 H.R.	主人房 Master Bedroom	儲物室 Store
建築裝飾 Architectural Feature	抽風槽 EAD	消防喉轆(低位) HR AT L/L	餐飲室 Pantry	書房 Study
露台 Balcony	電錶房 EMR	廚房 Kitchen	管道槽 P.D.	電線槽 T.D.
浴室 Bath	家庭室 FAM.	電梯 Lift	花槽 Planter	工作平台 U.P.
睡房 Bedroom	垃圾回收房內之風扇房 Fan Room for RSR	電梯槽 Lift Shaft	水池 Pool	水錶櫃 W.M.C
工作平台之簷蓋 Canopy for U.P.	平台 Flat Roof	客廳 Living Room	喉管井 P.W.	
電錶房 Check Meter Cabinet	花園 Garden	大堂 Lobby	垃圾回收房 RSR	



B1/F



G/F



1/F

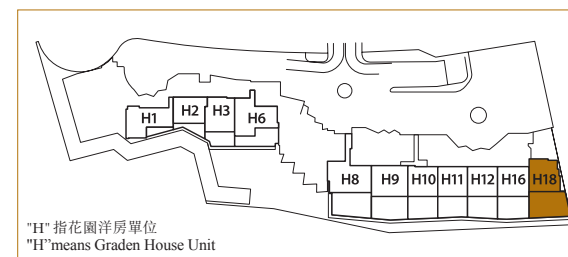


2/F	EQM																		
1/F	EQM	H1	H2	H3	H6														
G/F	EQM																		
B1/F	EQM																		
0.2/F	EQM																		
0.3/F	CARRON																		
0.4/F	CARRON																		
0.5/F	CARRON																		
0.6/F	CARRON																		

每個住宅物業的樓板 (不包括灰泥) 的厚度根據已批准結構圖則如下:

The thickness of floor slabs (excluding plaster) in the residential properties varies, according to the information set out in the approved structural plans are listed as follows:

花園洋房單位18號



"H" 指花園洋房單位
"H" means Garden House Unit

平面圖所列之數字為以毫米標示之建築結構尺寸。

The dimensions in floor plans are all structural dimensions in millimeter.

住宅單位的層與層之間的高度, B1樓為3.5米; 地下及1樓為3.075米。

Floor to floor height to each residential property. B1/F is 3.5m; G/F and 1/F is 3.075m.

因住宅物業的較高樓層的結構牆的厚度遞減, 較高樓層的內部面積, 一般比較低樓層的內部面積稍大。

The internal areas of the residential properties on the upper floors will generally be slightly larger than those on the lower floors because of the reducing thickness of the structural walls on the upper floors.

平面圖的相關資料

1. 部份住宅單位之假天花內裝置有冷氣及/或其他機電設備。
2. 部份百葉窗(如有)安裝於假天花之上且沒於平面圖顯示。
3. 露台(如有)、工作平台(如有)及平台(如有)內可能裝有喉管建築裝飾及/或其他機電設備,其位置請參考有關建築圖則。

Floor Plans Related

1. There are ceiling bulkheads in some residential units for enclosing the air-conditioning system and/or M&E services.
2. Some louvers (if any) that are hidden in false ceilings may not be indicated on the floor plans.
3. There may be pipes, architectural features and/or M&E services within the balconies (if any), utility platforms (if any) and flat roofs (if any). Please refer to the relevant Building Plans for their locations.

圖例 Legend:

冷氣機位 A/C	飯廳 Dinning Room	消防喉轆 H.R.	主人房 Master Bedroom	儲物室 Store
建築裝飾 Architectural Feature	抽風槽 EAD	消防喉轆(低位) HR AT L/L	餐飲室 Pantry	書房 Study
露台 Balcony	電錶房 EMR	廚房 Kitchen	管道槽 P.D.	電線槽 T.D.
浴室 Bath	家庭室 FAM.	電梯 Lift	花槽 Planter	工作平台 U.P.
睡房 Bedroom	垃圾回收房內之風扇房 Fan Room for RSR	電梯槽 Lift Shaft	水池 Pool	水錶櫃 W.M.C
工作平台之簷蓋 Canopy for U.P.	平台 Flat Roof	客廳 Living Room	喉管井 P.W.	
電錶房 Check Meter Cabinet	花園 Garden	大堂 Lobby	垃圾回收房 RSR	