FLOOR PLANS OF RESIDENTIAL PROPERTIES IN THE PHASE
期數的住宅物業的樓面平面圖

Legend of Terms and Abbreviations used on Floor Plans:
樓面平面圖中所使用名詞及簡稱之圖例：

36,000 L. F.S. WATER TANK FOR (HOUSE 1-3 & 5-8)	= 36,000L. FIRE SERVICES WATER TANK FOR HOUSE 1-3 & 5-8 36,000升消房水缸供1至3號及5至8號獨立屋
A/C	= AIR-CONDITIONER 冷氣機
A/C PLATFORM ABOVE	= AIR-CONDITIONER PLATFORM ABOVE 冷氣機平台置上
A.D.	= AIR DUCT 風管
ADJOINING CAR PARKING SPACES	= 毗鄰停車位
ADJOINING CAR PARKING SPACES FOR HOUSE	= 毗鄰獨立屋停車位
ADJOINING HOUSE	= 毗鄰獨立屋
BAL.	= BALCONY 露台
BAL. ABOVE	= BALCONY ABOVE 露台置上
BA	= BATHROOM 浴室
BR	= BEDROOM 睡房
B.W.	= BAY WINDOW 窗台
BUILDING LINE ABOVE	= 建築線置上
C.D.	= CABLE DUCT 電線槽
COMMON AREA	= 公用地方
COMMON FLAT ROOF	= 公用平台
COMMON FLAT ROOF (A/C)	= COMMON FLAT ROOF (AIR-CONDITIONER) 公用平台（冷氣機）
COVERED LANDSCAPE AREA (COMMON AREA)	= 有蓋園景花園（公用地方）
CURTAIN WALL ABOVE	= 幕牆置上
DIN.	= DINING ROOM 飯廳
DN	= DOWN 落
ELEC. RM.	= ELECTRIC ROOM 電掣房
ELV	= EXTRA-LOW VOLTAGE CABLE DUCT 特低壓電線槽
EMR	= ELECTRIC METER ROOM 電錶房
ENTRANCE LOBBY	= 入口門廊
E.O.P.	= EMERGENCY OPERATION PANEL 緊急操作面板
FAM.	= FAMILY ROOM 家庭廳
FAM. (LIV.)	= FAMILY ROOM (LIVING ROOM) 家庭廳（客廳）
FAN ROOM	= 風機房
FAN RM. FOR RS & MRR	= FAN ROOM FOR REFUSE STORAGE AND MATERIAL RECOVERY ROOM 垃圾及物料回收室風機房
FH	= FIRE HYDRANT 消防栓
FILTRATION PLANT ROOM	= 過濾機房
FILTRATION PLANT ROOM OF ADJOINING HOUSE	= 毗鄰獨立屋之過濾機房
FIREMAN'S LIFT LOBBY	= 消防員升降機大堂
FIXED WINDOW	= 固定窗户
FLAT ROOF	= 平台
FLAT ROOF (A/C)	= FLAT ROOF (AIR-CONDITIONER) 平台（冷氣機）
F.S. INLET	= FIRE SERVICES INLET 消防入水掣
F.S. WATER PUMP RM FOR HOUSE 1-3 & 5-8	= FIRE SERVICES WATER PUMP ROOM FOR HOUSE 1-3 & 5-8 1-3號及5-8號獨立屋消防泵房
F.S. REPEATER PANEL	= FIRE SERVICES REPEATER PANEL 火警訊號顯示版
F.S. SUB PANEL	= FIRE SERVICES SUB PANEL 火警訊號輔助顯示版
H.R.	= HOSE REEL 消防喉轆
HOUSE	= 獨立屋
JACUZZI	= 按摩池
KIT.	= KITCHEN 廚房
LAV.	= LAVATORY 洗手間
LIFT	= 升降機
LIFT LOBBY	= 升降機大堂
LIFT MACHINE ROOM	= 升降機房
LIFT SHAFT	= 升降機槽
LIV.	= LIVING ROOM 客廳
MAINTENANCE AREA (COMMON AREA)	= 維修地方（公用地方）
MBR	= MASTER BEDROOM 主人睡房
MBA	= MASTER BATHROOM 主人浴室
NOISE BARRIER	= 隔音屏障
PA	= PLANTING AREA 花槽
P.D.	= PIPE DUCT 管道槽
PIPE WELL	= 管井
PIPE WELL ACCESS	= 管井入口
POOL DECK	= 游泳池畔
POWDER RM.	= POWDER ROOM 客廳洗手間
PRIVATE GARDEN	= 私人花園
PRIVATE LIFT LOBBY	= 私人升降機大堂
R.C. COVER	= REINFORCED CONCRETE COVER 鋼筋混凝土蓋
RC CANOPY	= REINFORCED CONCRETE CANOPY 鋼筋混凝土簷蓬
ROOF	= 天台
RS&MRR	= REFUSE STORAGE AND MATERIAL RECOVERY ROOM 垃圾及物料回收室
SHOWER	= 沖身處
SMATV	= SATELLITE MASTER ANTENNA TELEVISION 衛星電視公用天線房
SMOKE VENT	= 排煙口
ST.	= STORE 士多房
STAIRHOOD	= 樓梯屋
SWIMMING POOL	= 游泳池
TRANSFER PLATE	= 轉換層
TRANSFER PLATE ABOVE	= 轉換層置上
TOWER	= 住宅大樓
UP	= 上
U.P.	= UTILITY PLATFORM 工作平台
U.P. ABOVE	= UTILITY PLATFORM ABOVE 工作平台置上
UPPER ROOF	= 高層天台
UPPER PART OF A.D.	= UPPER PART OF AIR DUCT 風管上方
UPPER PART OF ENTRANCE LOBBY	= 入口門廊上方
UPPER PART OF FIREMAN'S LIFT LOBBY	= 消防升降機大堂上方
UPPER PART OF F.S.I	= UPPER PART OF FIRE SERVICES INLET 消防入水掣上方
UPPER PART OF LIFT LOBBY	= 升降機大堂上方
UPPER PART OF SMOKE VENT	= 排煙口上方
UPPER PART OF WMC	= UPPER PART OF WATER METER CABINET 水錶箱上方
U.R.	= UTILITY ROOM 工作間
W.F.	= WATER FEATURE 水景
WMC	= WATER METER CABINET 水錶箱
WMC (P.D.)	= WATER METER CABINET (PIPE DUCT) 水錶箱（管道槽）
VOID	= 中空
VOID ABOVE	= 中空置上

Remarks:
1. There may be architectural features and/or exposed pipes on external walls of some floors.
2. Commons pipes exposed and/or enclosed in cladding are located at/adjacent to Balcony and/or Flat Roof and/or Utility Platform and/or Private Garden and/or air-conditioning platform and/or external wall of some units.
3. There are ceiling bulkheads at Private Lift Lobbies, Living/Dining Room, Bedrooms, Family Room, Family Room (Living Room), Utility Rooms, Lavatories, Powder Rooms, Stores, Corridors, Kitchen of some units for the air-conditioning system and/or Mechanical and Electrical Services.
4. The internal ceiling height within some units may vary due to structural, architectural and/or decoration design variations.
5. Symbols of fittings and fitments shown on the floor plans, such as bathtubs, sink, water closets, jacuzzi, sink counter, etc, are retrieved from the latest approved building plans and are for general indication only.

備註：
1. 部份樓層外牆設有建築裝飾及/或外露喉管。
2. 部分單位的露台及/或平台及/或工作平台及/或私人花園及/或冷氣機平台及/或外牆設有外露及/或內藏的公用喉管。
3. 部分單位私人升降機大堂、客廳/飯廳、睡房、家庭廳、家庭廳（客廳）、工作間、洗手間、客廳洗手間、士多房、走廊、廚房之假天花內裝置有冷氣及/或其他機電設備。
4. 部份單位之天花高度將會因應結構、建築設計及/或裝修設計上的需要而有差異。
5. 平面圖上所顯示的形象裝置符號，例如浴缸、洗滌盆、坐廁、按摩池、洗滌盆櫃等乃擇自最新的經批准的建築圖則，只作一般性標誌。

FLOOR PLANS OF RESIDENTIAL PROPERTIES IN THE PHASE
期數的住宅物業的樓面平面圖

1. The dimensions of floor plans are all structural dimensions in millimetre.
2. As provided in the approved building plans for the Phase, the floor-to-floor height of each residential property: (Unit A) 3150mm, 3450mm, 3500mm and 3950mm; (Unit B) 3150mm, 3450mm, 3500mm and 3950mm.
3. As provided in the approved building plans for the Phase, the thickness of the floor slabs (excluding plaster) of each residential property: 150mm, 175mm and 200mm.
4. The internal areas of the residential properties on the upper floors will generally be slightly larger than those on the lower floors because of reducing thickness of the structural walls on the upper floors.
5. Please refer to P.21 of this sales brochure for remarks and legend of terms and abbreviations shown on this floor plan.

1. 樓面平面圖之尺規所列數字為以毫米標示之建築結構尺寸。
2. 按期數經批准的建築圖則所規定，每個住宅物業的層與層之間的高度：(A單位) 3150毫米、3450毫米、3500毫米和3950毫米；(B單位) 3150毫米、3450毫米、3500毫米和3950毫米。
3. 按期數經批准的建築圖則所規定，每個住宅物業的樓板 (不包括灰泥)的厚度: 150毫米、175毫米和200毫米。
4. 因住宅物業的較高樓層的結構牆的厚度遞減，較高樓層的內部面積，一般比較低樓層的內部面積稍大。
5. 請參閱本售樓說明書第21頁之附註及圖例以協助解讀此部分的平面圖及其顯示之名詞及簡稱。

Tower 6 3/F Floor Plan
第6座 3樓樓面平面圖

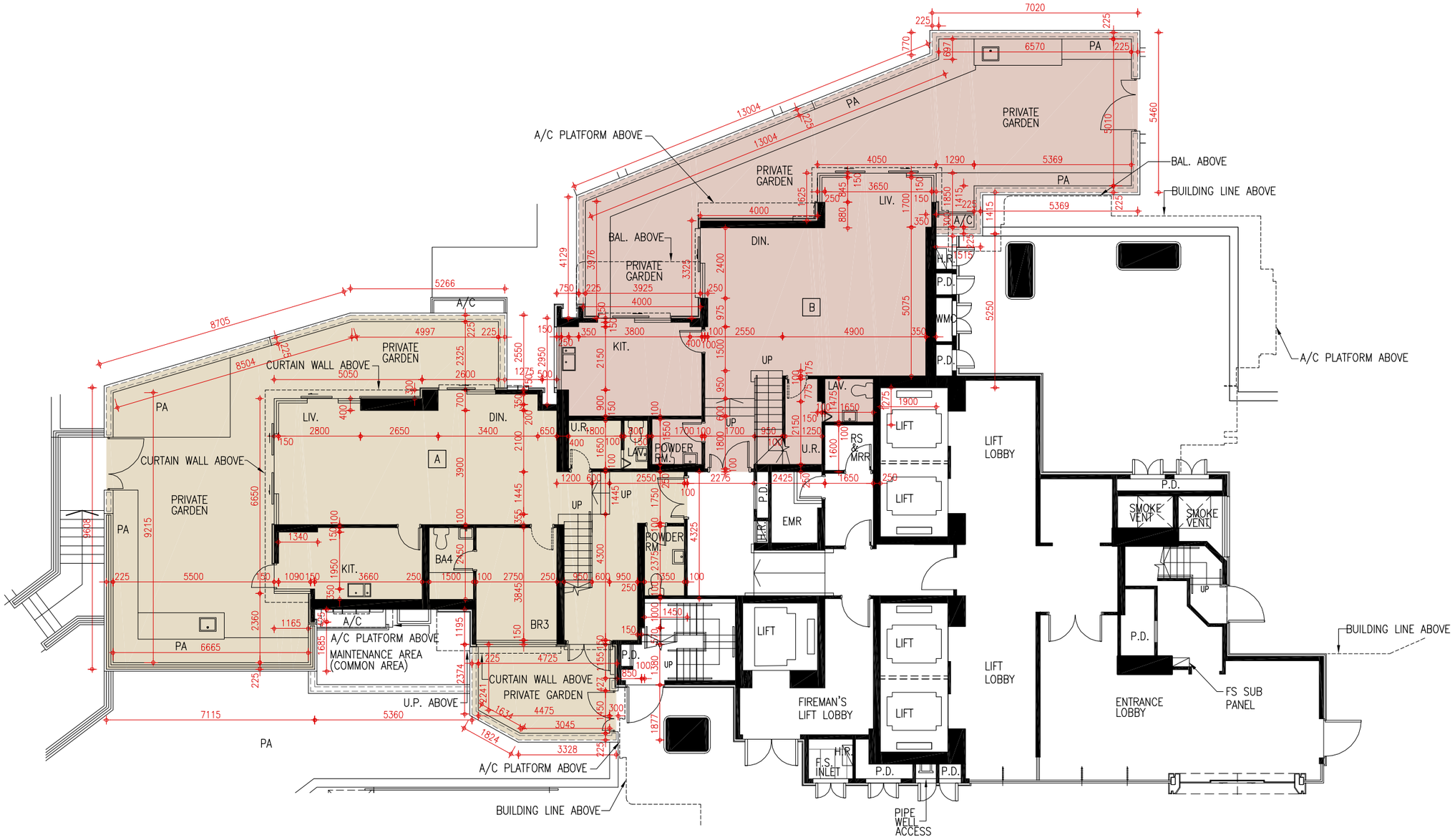

Scale 比例尺: 0 1 2 3 4 5 10
Metres米

FLOOR PLANS OF RESIDENTIAL PROPERTIES IN THE PHASE
期數的住宅物業的樓面平面圖

1. The dimensions of floor plans are all structural dimensions in millimetre.
2. As provided in the approved building plans for the Phase, the floor-to-floor height of each residential property: (Unit A) 3150mm, 3200mm, 3470mm and 3500mm ; (Unit B) 3150mm, 3200mm and 3500mm.
3. As provided in the approved building plans for the Phase, the thickness of the floor slabs (excluding plaster) of each residential property: 150 mm, 175mm and 250mm.
4. The internal areas of the residential properties on the upper floors will generally be slightly larger than those on the lower floors because of reducing thickness of the structural walls on the upper floors.
5. Please refer to P.21 of this sales brochure for remarks and legend of terms and abbreviations shown on this floor plan.

1. 樓面平面圖之尺規所列數字為以毫米標示之建築結構尺寸。
2. 按期數經批准的建築圖則所規定，每個住宅物業的層與層之間的高度: (A單位) 3150毫米、3200毫米、3470毫米和3500毫米；(B單位) 3150毫米、3200毫米和3500毫米。
3. 按期數經批准的建築圖則所規定，每個住宅物業的樓板(不包括灰泥)的厚度: 150毫米、175毫米和250毫米。
4. 因住宅物業的較高樓層的結構牆的厚度遞減，較高樓層的內部面積，一般比較低樓層的內部面積稍大。
5. 請參閱本售樓說明書第21頁之附註及圖例以協助解讀此部分的平面圖及其顯示之名詞及簡稱。

Tower 6 4/F Floor Plan
第6座 4樓樓面平面圖

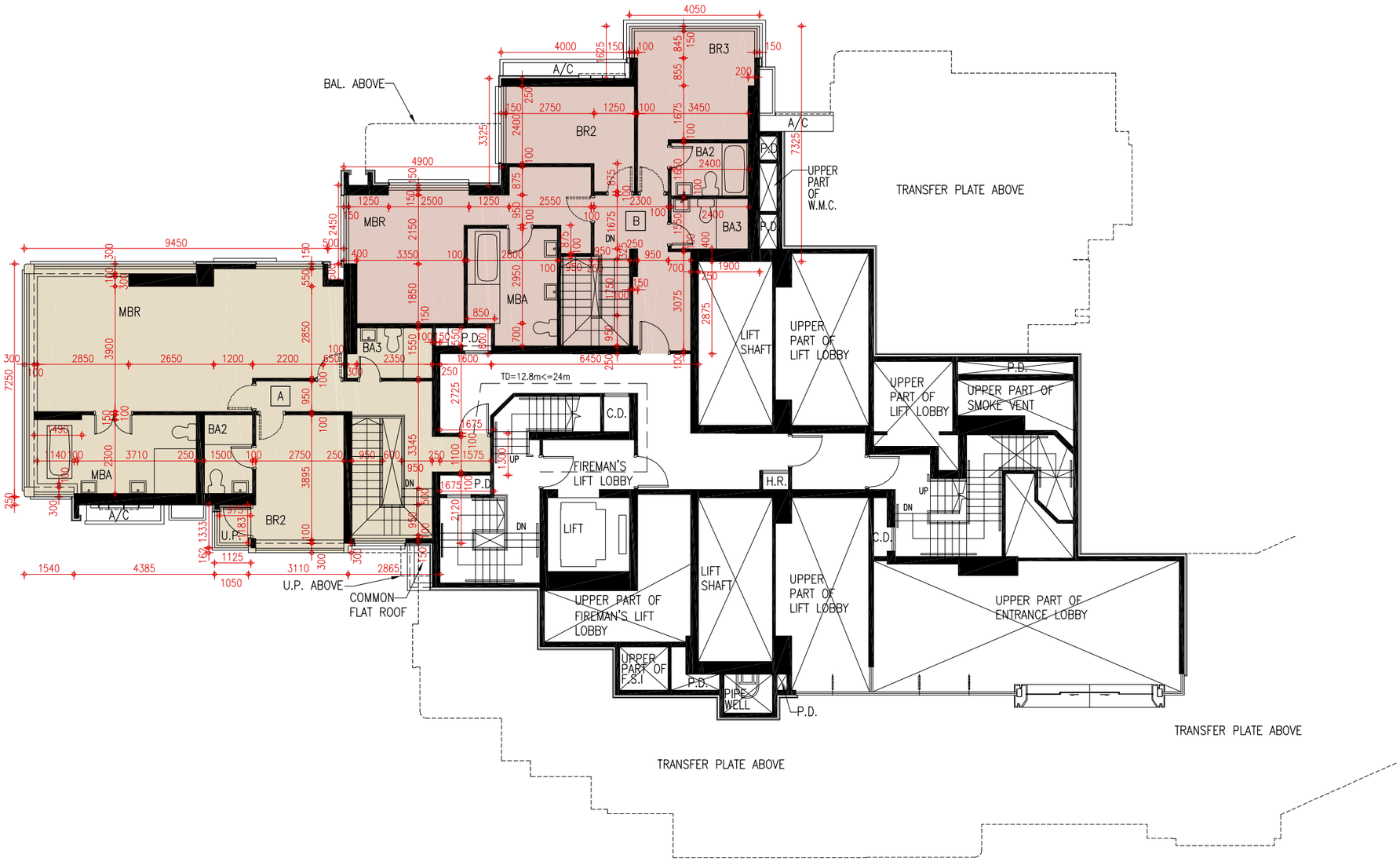

Scale 比例尺: 0 1 2 3 4 5 10
Metres米

FLOOR PLANS OF RESIDENTIAL PROPERTIES IN THE PHASE
期數的住宅物業的樓面平面圖

1. The dimensions of floor plans are all structural dimensions in millimetre.
2. As provided in the approved building plans for the Phase, the floor-to-floor height of each residential property: 3500 mm.
3. As provided in the approved building plans for the Phase, the thickness of the floor slabs (excluding plaster) of each residential property: 150 mm, 175mm and 250mm.
4. The internal areas of the residential properties on the upper floors will generally be slightly larger than those on the lower floors because of reducing thickness of the structural walls on the upper floors.
5. Please refer to P.21 of this sales brochure for remarks and legend of terms and abbreviations shown on this floor plan.

1. 樓面平面圖之尺規所列數字為以毫米標示之建築結構尺寸。
2. 按期數經批准的建築圖則所規定，每個住宅物業的層與層之間的高度：3500毫米。
3. 按期數經批准的建築圖則所規定，每個住宅物業的樓板 (不包括灰泥)的厚度: 150毫米、175毫米和250毫米。
4. 因住宅物業的較高樓層的結構牆的厚度遞減，較高樓層的內部面積，一般比較低樓層的內部面積稍大。
5. 請參閱本售樓說明書第21頁之附註及圖例以協助解讀此部分的平面圖及其顯示之名詞及簡稱。

Tower 6 5/F Floor Plan

第6座 5樓樓面平面圖

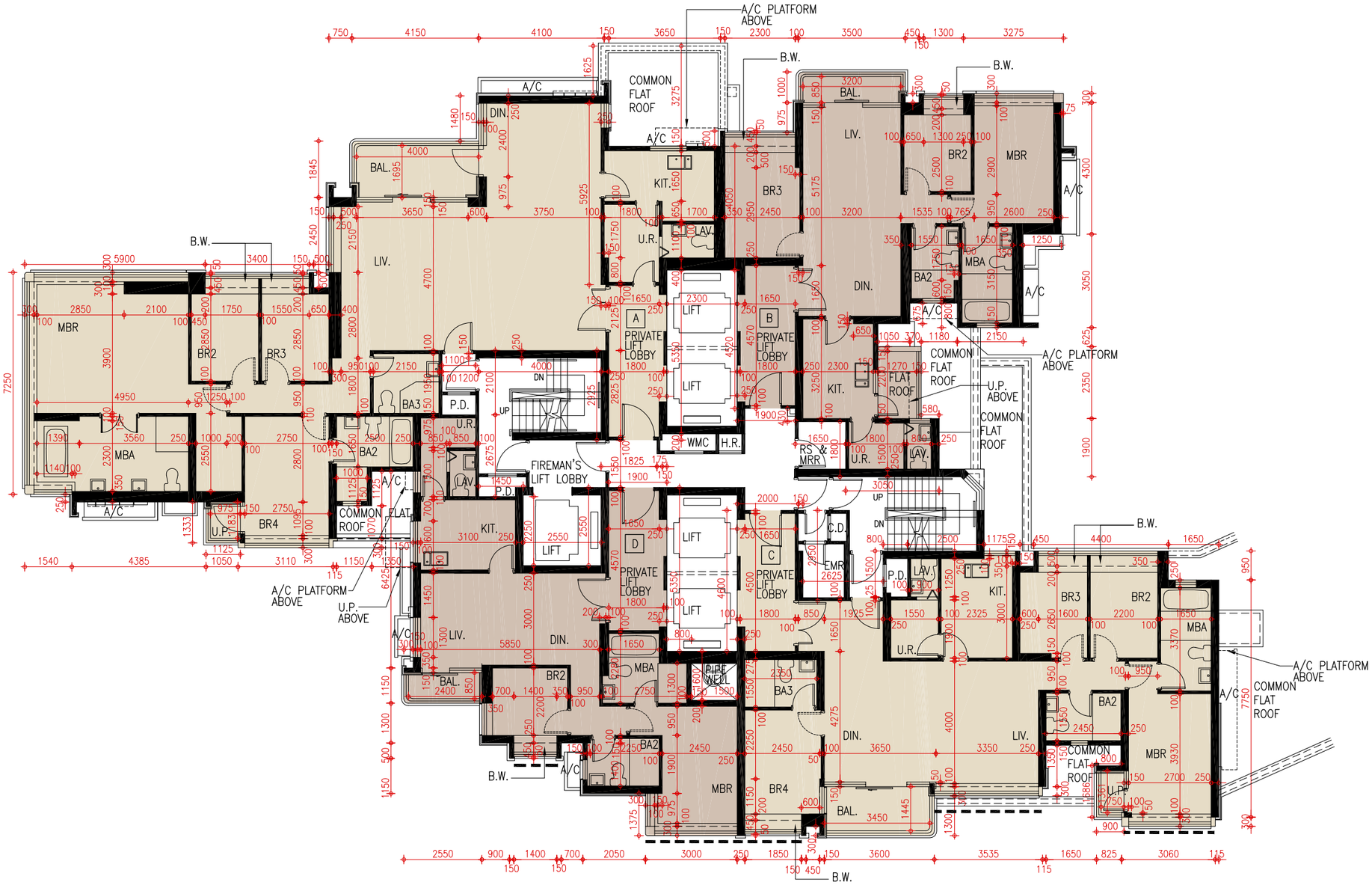

FIXED WINDOW

Scale 比例尺: 0 1 2 3 4 5 10

Metres米

FLOOR PLANS OF RESIDENTIAL PROPERTIES IN THE PHASE
期數的住宅物業的樓面平面圖

1. The dimensions of floor plans are all structural dimensions in millimetre.
2. As provided in the approved building plans for the Phase, the floor-to-floor height of each residential property:
   For 6/F to 12/F, 15/F to 23/F : 3500mm;
   For 25/F (Unit A) : 3150mm, 3200mm, 3450mm and 3500mm;
   For 25/F (Unit B) : 3500mm;
   For 25/F (Unit C) : 3150mm, 3200mm and 3500mm;
   For 25/F (Unit D) : 3150mm, 3200mm, 3225mm, 3250mm, 3450mm and 3500mm.
3. As provided in the approved building plans for the Phase, the thickness of the floor slabs (excluding plaster) of each residential property: 150 mm, 175mm and 250mm.
4. The internal areas of the residential properties on the upper floors will generally be slightly larger than those on the lower floors because of reducing thickness of the structural walls on the upper floors.
5. Please refer to P.21 of this sales brochure for remarks and legend of terms and abbreviations shown on this floor plan.

1. 樓面平面圖之尺規所列數字為以毫米標示之建築結構尺寸。
2. 按期數經批准的建築圖則所規定，每個住宅物業的層與層之間的高度:
   6樓至12樓，15樓至23樓為3500毫米；
   25樓(A單位)為3150毫米、3200毫米、3450毫米和3500毫米；
   25樓(B單位)為3500毫米；
   25樓(C單位)為3150毫米、3200毫米和3500毫米；
   25樓(D單位)為3150毫米、3200毫米、3225毫米、3250毫米、3450毫米和3500毫米。
3. 按期數經批准的建築圖則所規定，每個住宅物業的樓板 (不包括灰泥)的厚度: 150毫米、175毫米和250毫米。
4. 因住宅物業的較高樓層的結構牆的厚度遞減，較高樓層的內部面積，一般比較低樓層的內部面積稍大。
5. 請參閱本售樓說明書第21頁之附註及圖例以協助解讀此部分的平面圖及其顯示之名詞及簡稱。

Tower 6 6/F - 12/F, 15/F - 23/F & 25/F Floor Plan

第6座 6樓至12樓，15樓至23樓及25樓樓面平面圖

Remarks :
Minor works or exempted works under the Buildings Ordinance have been made to unit A on 9/F of Tower 6. Please refer to the "as-is" layout plan on Page 29A.

備註 :
小型工程或獲《建築物條例》豁免的工程已改動第6座9樓A單位，請參閱第29A頁之現狀平面圖。

FIXED WINDOW

Scale 比例尺: 0 1 2 3 4 5 10
Metres米

FLOOR PLANS OF RESIDENTIAL PROPERTIES IN THE PHASE
期數的住宅物業的樓面平面圖

1. The dimensions of floor plans are all structural dimensions in millimetre.
2. As provided in the approved building plans for the Phase, the floor-to-floor height of each residential property:
   For 6/F to 12/F, 15/F to 23/F : 3500mm;
   For 25/F (Unit A) : 3150mm, 3200mm, 3450mm and 3500mm;
   For 25/F (Unit B) : 3500mm;
   For 25/F (Unit C) : 3150mm, 3200mm and 3500mm;
   For 25/F (Unit D) : 3150mm, 3200mm, 3225mm, 3250mm, 3450mm and 3500mm.
3. As provided in the approved building plans for the Phase, the thickness of the floor slabs (excluding plaster) of each residential property: 150 mm, 175mm and 250mm.
4. The internal areas of the residential properties on the upper floors will generally be slightly larger than those on the lower floors because of reducing thickness of the structural walls on the upper floors.
5. Please refer to P.21 of this sales brochure for remarks and legend of terms and abbreviations shown on this floor plan.

1. 樓面平面圖之尺規所列數字為以毫米標示之建築結構尺寸。
2. 按期數經批准的建築圖則所規定，每個住宅物業的層與層之間的高度:
   6樓至12樓，15樓至23樓為3500毫米；
   25樓(A單位)為3150毫米、3200毫米、3450毫米和3500毫米；
   25樓(B單位)為3500毫米；
   25樓(C單位)為3150毫米、3200毫米和3500毫米；
   25樓(D單位)為3150毫米、3200毫米、3225毫米、3250毫米、3450毫米和3500毫米。
3. 按期數經批准的建築圖則所規定，每個住宅物業的樓板 (不包括灰泥)的厚度: 150毫米、175毫米和250毫米。
4. 因住宅物業的較高樓層的結構牆的厚度遞減，較高樓層的內部面積，一般比較低樓層的內部面積稍大。
5. 請參閱本售樓說明書第21頁之附註及圖例以協助解讀此部分的平面圖及其顯示之名詞及簡稱。

Tower 6 9/F Floor Plan in “as-is” Layout

第6座 9樓樓面現狀平面圖

Remarks :
This page is the additional information mentioned in the remarks on Page 29.
備註 :
本頁是第29頁備註附加資料。

FIXED WINDOW

Scale 比例尺: 0 1 2 3 4 5 10
Metres米

FLOOR PLANS OF RESIDENTIAL PROPERTIES IN THE PHASE
期數的住宅物業的樓面平面圖

1. The dimensions of floor plans are all structural dimensions in millimetre.
2. As provided in the approved building plans for the Phase, the floor-to-floor height of each residential property: (Unit A) 3150mm and 3500mm; (Unit B) 3500mm; (Unit C) 3150mm, 3450mm and 3500mm.
3. As provided in the approved building plans for the Phase, the thickness of the floor slabs (excluding plaster) of each residential property: 150mm, 175mm, 200mm and 250mm.
4. The internal areas of the residential properties on the upper floors will generally be slightly larger than those on the lower floors because of reducing thickness of the structural walls on the upper floors.
5. Please refer to P.21 of this sales brochure for remarks and legend of terms and abbreviations shown on this floor plan.

1. 樓面平面圖之尺規所列數字為以毫米標示之建築結構尺寸。
2. 按期數經批准的建築圖則所規定，每個住宅物業的層與層之間的高度：(A單位) 3150毫米和3500毫米；(B單位) 3500毫米；(C單位) 3150毫米、3450毫米和3500毫米。
3. 按期數經批准的建築圖則所規定，每個住宅物業的樓板 (不包括灰泥)的厚度: 150毫米、175毫米、200毫米和250毫米。
4. 因住宅物業的較高樓層的結構牆的厚度遞減，較高樓層的內部面積，一般比較低樓層的內部面積稍大。
5. 請參閱本售樓說明書第21頁之附註及圖例以協助解讀此部分的平面圖及其顯示之名詞及簡稱。

Tower 6 26/F Floor Plan

第6座 26樓樓面平面圖

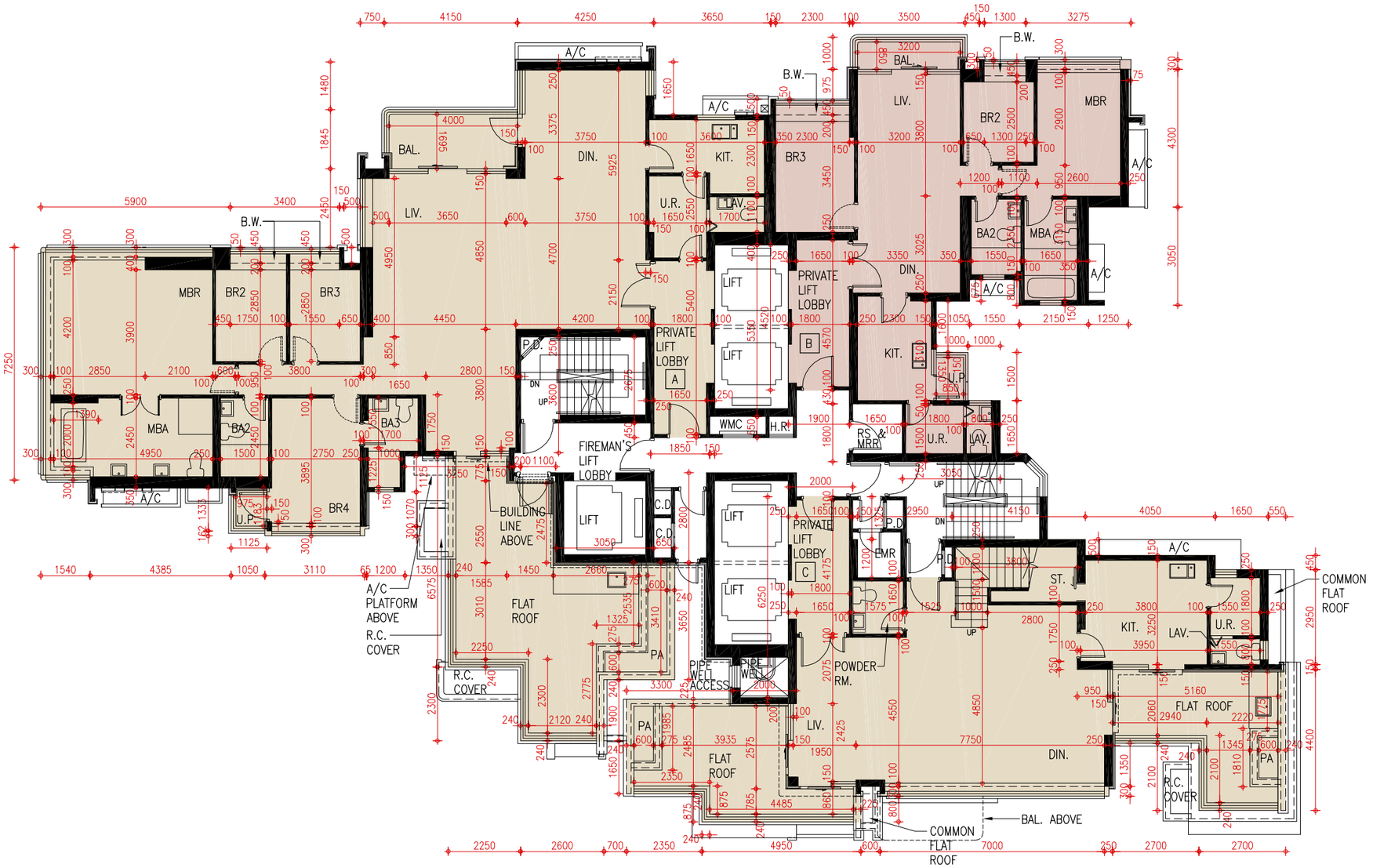

Scale 比例尺: 0 1 2 3 4 5 10

Metres米

FLOOR PLANS OF RESIDENTIAL PROPERTIES IN THE PHASE
期數的住宅物業的樓面平面圖

1. The dimensions of floor plans are all structural dimensions in millimetre.
2. As provided in the approved building plans for the Phase, the floor-to-floor height of each residential property: (Unit A) 2850mm, 3150mm, 3200mm, 3225mm, 3450mm and 3500mm; (Unit B) 3150mm, 3200mm, 3225mm, 3250mm, 3450mm and 3500mm; (Unit C) 3150mm, 3450mm and 3500mm.
3. As provided in the approved building plans for the Phase, the thickness of the floor slabs (excluding plaster) of each residential property: 150mm, 175mm, 200mm and 250mm.
4. The internal areas of the residential properties on the upper floors will generally be slightly larger than those on the lower floors because of reducing thickness of the structural walls on the upper floors.
5. Please refer to P.21 of this sales brochure for remarks and legend of terms and abbreviations shown on this floor plan.

1. 樓面平面圖之尺規所列數字為以毫米標示之建築結構尺寸。
2. 按期數經批准的建築圖則所規定，每個住宅物業的層與層之間的高度: (A單位) 2850毫米、3150毫米、3200毫米、3225毫米、3450毫米和3500毫米；(B單位) 3150毫米、3200毫米、3225毫米、3250毫米、3450毫米和3500毫米；(C單位) 3150毫米、3450毫米和3500毫米。
3. 按期數經批准的建築圖則所規定，每個住宅物業的樓板 (不包括灰泥)的厚度: 150毫米、175毫米、200毫米和250毫米。
4. 因住宅物業的較高樓層的結構牆的厚度遞減，較高樓層的內部面積，一般比較低樓層的內部面積稍大。
5. 請參閱本售樓說明書第21頁之附註及圖例以協助解讀此部分的平面圖及其顯示之名詞及簡稱。

Tower 6 27/F Floor Plan

第6座 27樓樓面平面圖

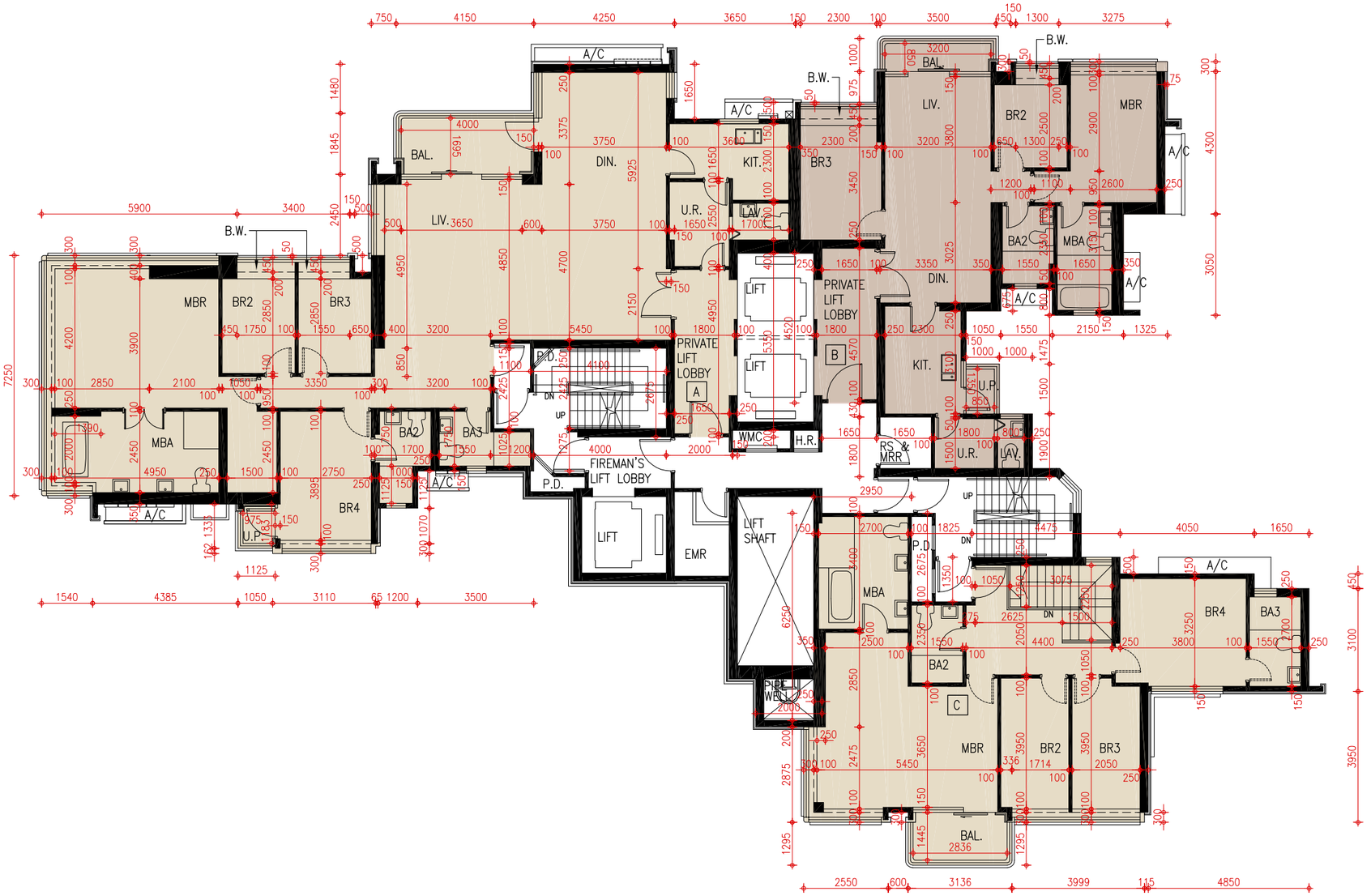

Scale 比例尺: 0 1 2 3 4 5 10

Metres米

FLOOR PLANS OF RESIDENTIAL PROPERTIES IN THE PHASE
期數的住宅物業的樓面平面圖

1. The dimensions of floor plans are all structural dimensions in millimetre.
2. As provided in the approved building plans for the Phase, the floor-to-floor height of each residential property: (Unit A) 3150mm, 3450mm, 3500mm and 6510mm; (Unit C) 3150mm, 3450mm and 3500mm.
3. As provided in the approved building plans for the Phase, the thickness of the floor slabs (excluding plaster) of each residential property:150mm, 200mm and 250mm.
4. The internal areas of the residential properties on the upper floors will generally be slightly larger than those on the lower floors because of reducing thickness of the structural walls on the upper floors.
5. Please refer to P.21 of this sales brochure for remarks and legend of terms and abbreviations shown on this floor plan.

1. 樓面平面圖之尺規所列數字為以毫米標示之建築結構尺寸。
2. 按期數經批准的建築圖則所規定，每個住宅物業的層與層之間的高度: (A單位) 3150毫米、3450毫米、3500毫米和6510毫米；(C單位) 3150毫米、3450毫米和3500毫米。
3. 按期數經批准的建築圖則所規定，每個住宅物業的樓板 (不包括灰泥)的厚度: 150毫米、200毫米和250毫米。
4. 因住宅物業的較高樓層的結構牆的厚度遞減，較高樓層的內部面積，一般比較低樓層的內部面積稍大。
5. 請參閱本售樓說明書第21頁之附註及圖例以協助解讀此部分的平面圖及其顯示之名詞及簡稱。

Tower 6 28/F Floor Plan

第6座 28樓樓面平面圖

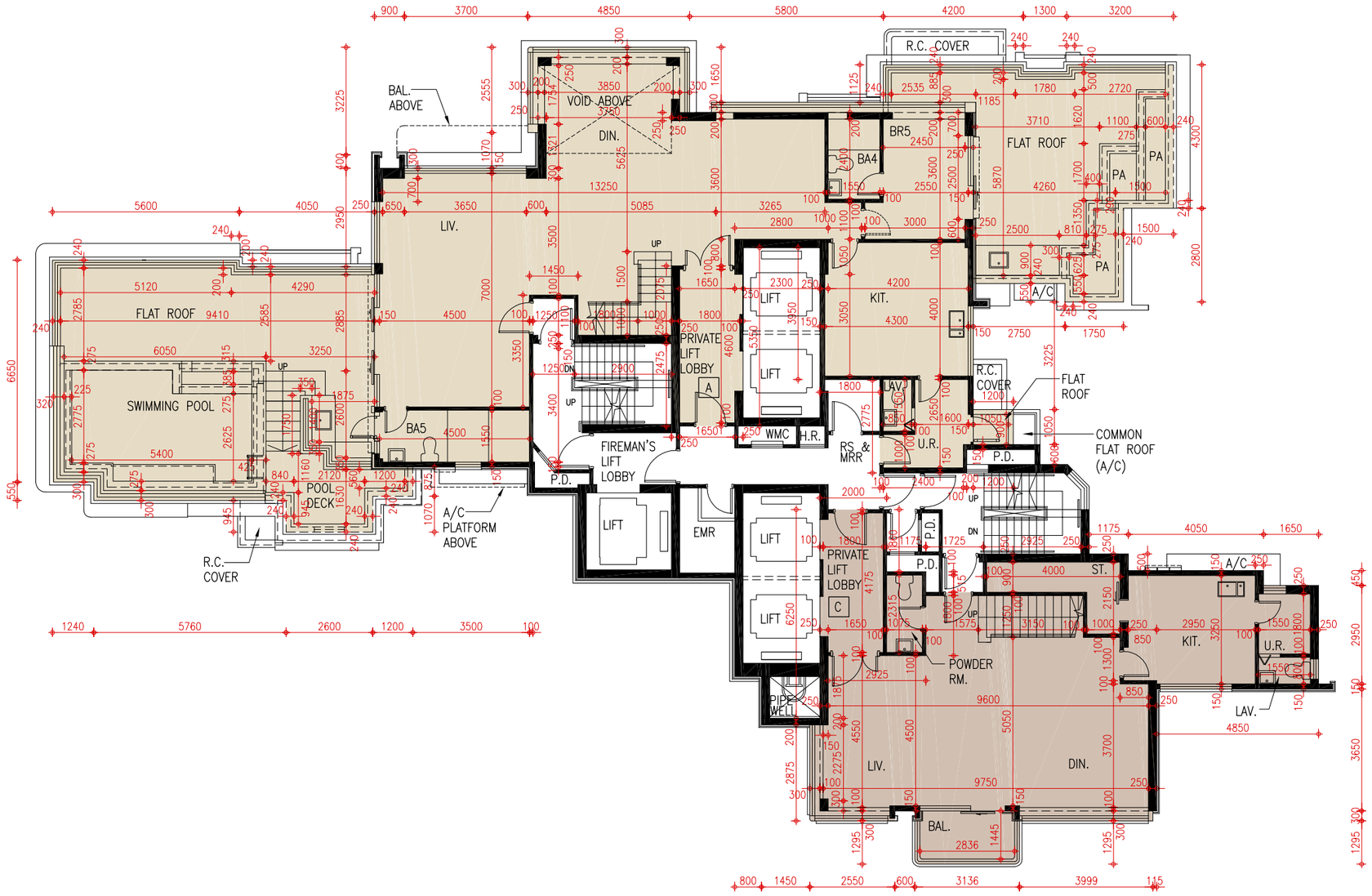

Scale 比例尺: 0 1 2 3 4 5 10

Metres米

FLOOR PLANS OF RESIDENTIAL PROPERTIES IN THE PHASE
期數的住宅物業的樓面平面圖

1. The dimensions of floor plans are all structural dimensions in millimetre.
2. As provided in the approved building plans for the Phase, the floor-to-floor height of each residential property: (Unit A) 3500mm and 3800mm; (Unit C) 3500mm.
3. As provided in the approved building plans for the Phase, the thickness of the floor slabs (excluding plaster) of each residential property: 150mm, 175mm and 200mm.
4. The internal areas of the residential properties on the upper floors will generally be slightly larger than those on the lower floors because of reducing thickness of the structural walls on the upper floors.
5. Please refer to P.21 of this sales brochure for remarks and legend of terms and abbreviations shown on this floor plan.

1. 樓面平面圖之尺規所列數字為以毫米標示之建築結構尺寸。
2. 按期數經批准的建築圖則所規定，每個住宅物業的層與層之間的高度: (A單位) 3500毫米和3800毫米；(C單位) 3500毫米。
3. 按期數經批准的建築圖則所規定，每個住宅物業的樓板(不包括灰泥)的厚度: 150毫米、175毫米和200毫米。
4. 因住宅物業的較高樓層的結構牆的厚度遞減，較高樓層的內部面積，一般比較低樓層的內部面積稍大。
5. 請參閱本售樓說明書第21頁之附註及圖例以協助解讀此部分的平面圖及其顯示之名詞及簡稱。

Tower 6 29/F Floor Plan

第6座 29樓樓面平面圖

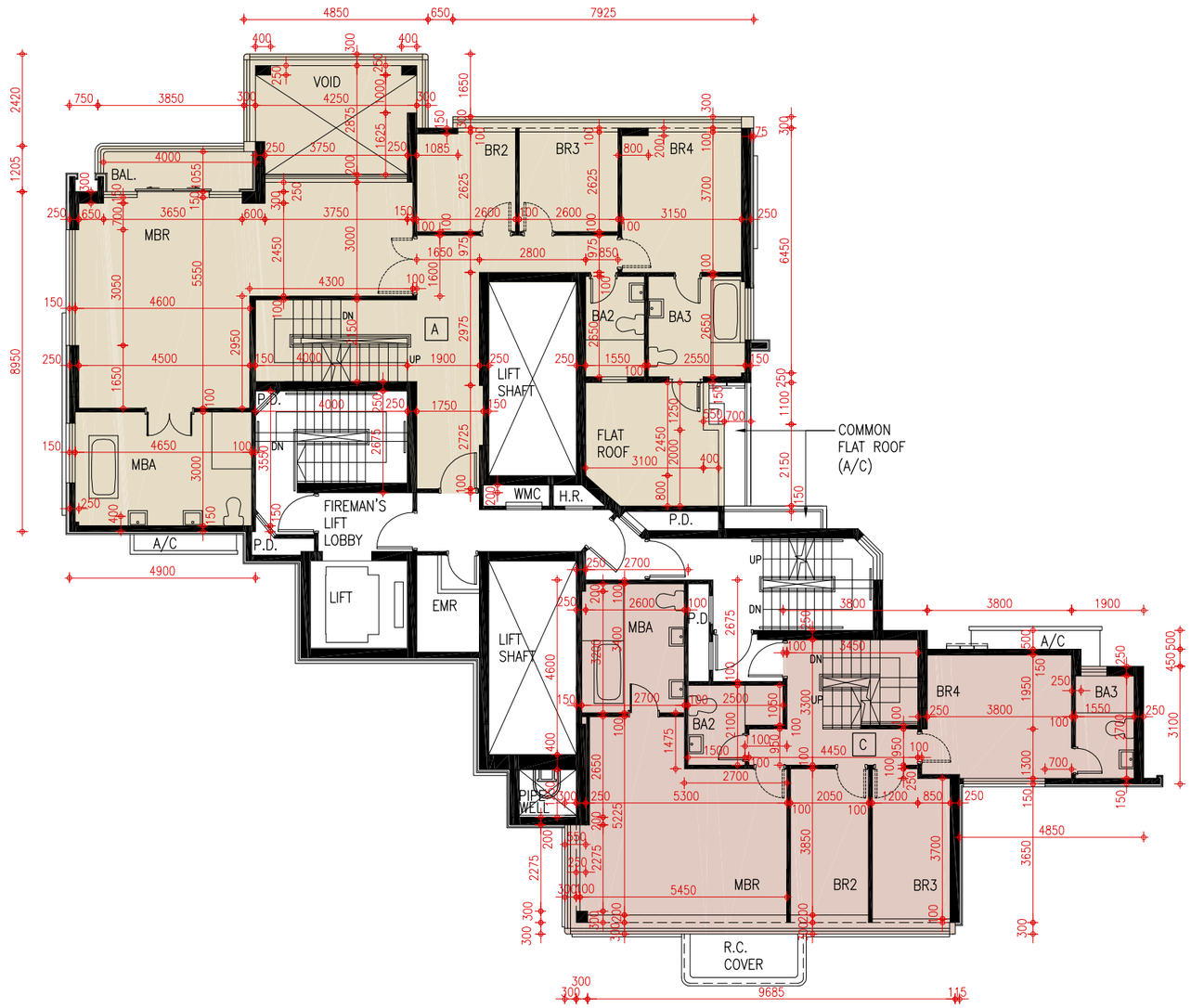

Scale 比例尺: 0 1 2 3 4 5 10

Metres米

FLOOR PLANS OF RESIDENTIAL PROPERTIES IN THE PHASE
期數的住宅物業的樓面平面圖

1. The dimensions of floor plans are all structural dimensions in millimetre.
2. As provided in the approved building plans for the Phase, the floor-to-floor height of each residential property: (Unit A) 3000 mm and 3140mm; (Unit C) 3140mm.
3. As provided in the approved building plans for the Phase, the thickness of the floor slabs (excluding plaster) of each residential property: 150mm.
4. The internal areas of the residential properties on the upper floors will generally be slightly larger than those on the lower floors because of reducing thickness of the structural walls on the upper floors.
5. Please refer to P.21 of this sales brochure for remarks and legend of terms and abbreviations shown on this floor plan.

1. 樓面平面圖之尺規所列數字為以毫米標示之建築結構尺寸。
2. 按期數經批准的建築圖則所規定，每個住宅物業的層與層之間的高度：(A單位) 3000毫米和3140毫米；(C單位) 3140毫米。
3. 按期數經批准的建築圖則所規定，每個住宅物業的樓板 (不包括灰泥)的厚度: 150毫米。
4. 因住宅物業的較高樓層的結構牆的厚度遞減，較高樓層的內部面積，一般比較低樓層的內部面積稍大。
5. 請參閱本售樓說明書第21頁之附註及圖例以協助解讀此部分的平面圖及其顯示之名詞及簡稱。

Tower 6 Roof Plan
第6座 天台樓面平面圖

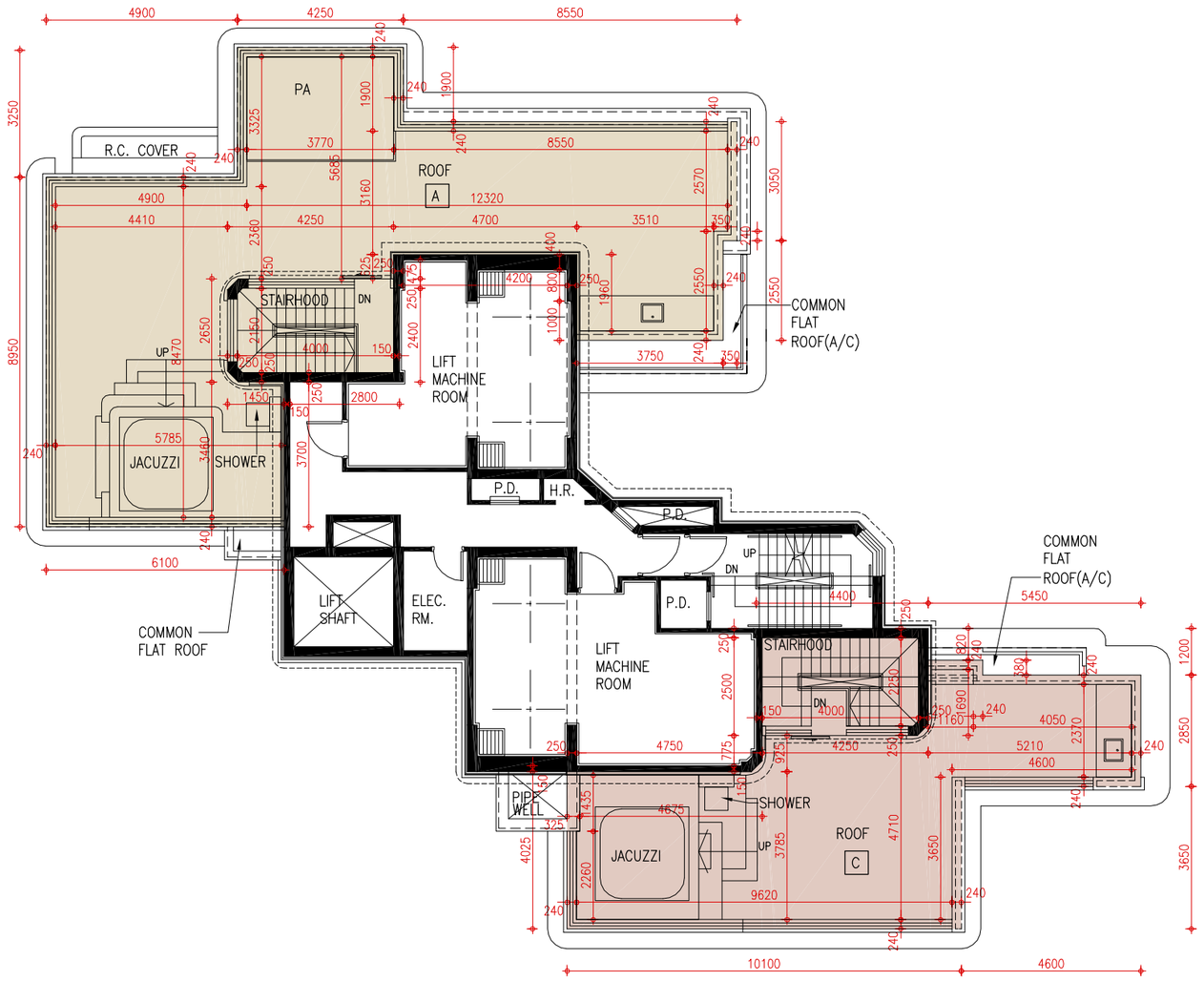

Scale 比例尺: 0 1 2 3 4 5 10
Metres米

FLOOR PLANS OF RESIDENTIAL PROPERTIES IN THE PHASE
期數的住宅物業的樓面平面圖

1. The dimensions of floor plans are all structural dimensions in millimetre.
2. As provided in the approved building plans for the Phase, the floor-to-floor height of each residential property: 3300mm.
3. As provided in the approved building plans for the Phase, the thickness of the floor slabs (excluding plaster) of each residential property: 150mm, 175mm, 200mm and 250mm.
4. The internal areas of the residential properties on the upper floors will generally be slightly larger than those on the lower floors because of reducing thickness of the structural walls on the upper floors.
5. Please refer to P.21 of this sales brochure for remarks and legend of terms and abbreviations shown on this floor plan.

1. 樓面平面圖之尺規所列數字為以毫米標示之建築結構尺寸。
2. 按期數經批准的建築圖則所規定，每個住宅物業的層與層之間的高度: 3300毫米。
3. 按期數經批准的建築圖則所規定，每個住宅物業的樓板 (不包括灰泥)的厚度: 150毫米、175毫米、200毫米和250毫米。
4. 因住宅物業的較高樓層的結構牆的厚度遞減，較高樓層的內部面積，一般比較低樓層的內部面積稍大。
5. 請參閱本售樓說明書第21頁之附註及圖例以協助解讀此部分的平面圖及其顯示之名詞及簡稱。

Tower 7 5/F Floor Plan

第7座 5樓樓面平面圖

N

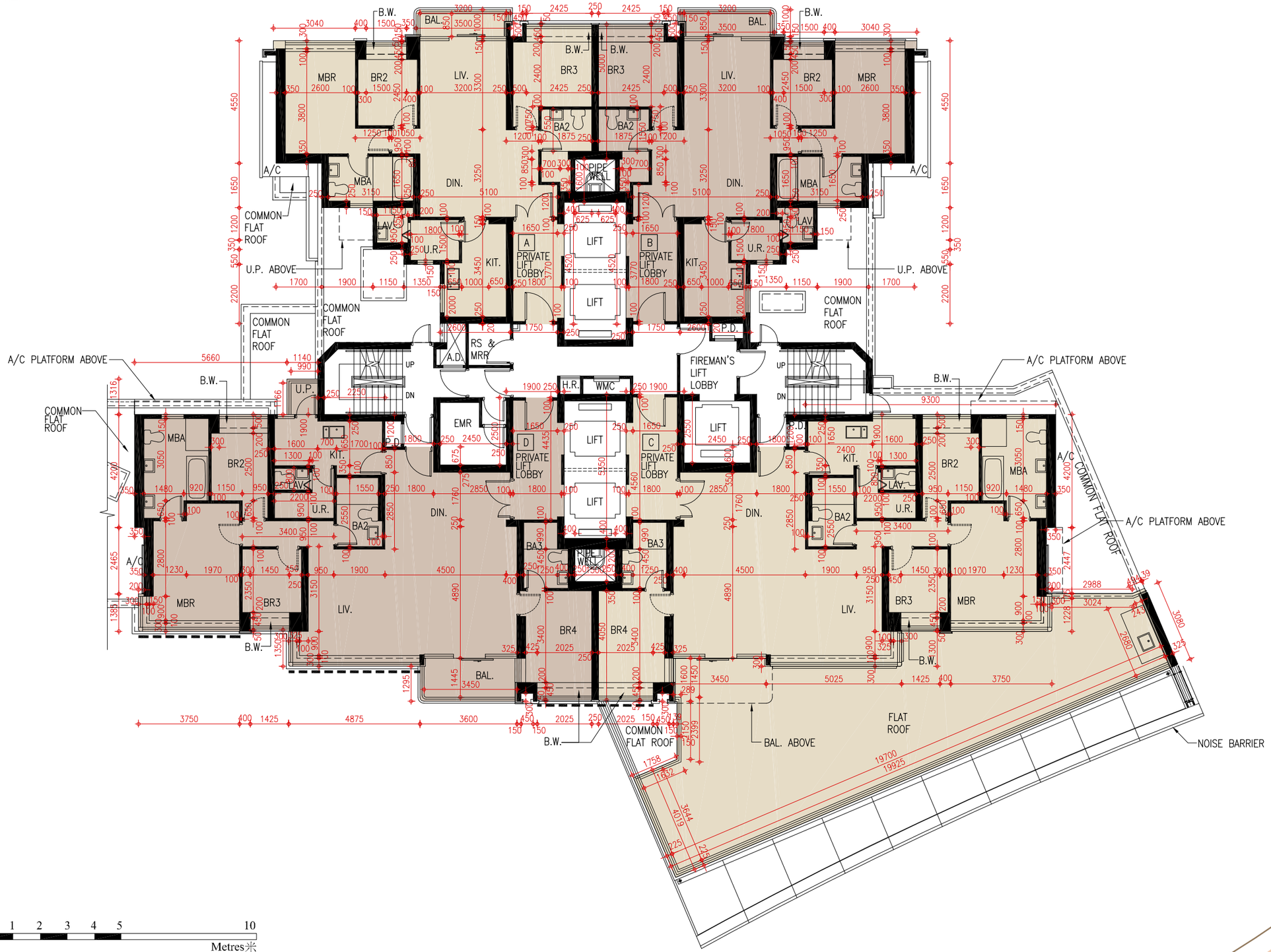

FIXED WINDOW

Scale 比例尺: 0 1 2 3 4 5 10
Metres米

FLOOR PLANS OF RESIDENTIAL PROPERTIES IN THE PHASE
期數的住宅物業的樓面平面圖

1. The dimensions of floor plans are all structural dimensions in millimetre.
2. As provided in the approved building plans for the Phase, the floor-to-floor height of each residential property:
   For 6/F to 10/F : 3300mm;
   For 11/F to 12/F, 15/F to 23/F & 25/F : 3500mm;
   For 26/F (Unit A and Unit B) : 3500mm;
   For 26/F (Unit C and Unit D) : 3150mm, 3200mm, 3250mm and 3500mm.
3. As provided in the approved building plans for the Phase, the thickness of the floor slabs (excluding plaster) of each residential property: 150mm, 175mm, 200mm and 250mm.
4. The internal areas of the residential properties on the upper floors will generally be slightly larger than those on the lower floors because of reducing thickness of the structural walls on the upper floors.
5. Please refer to P.21 of this sales brochure for remarks and legend of terms and abbreviations shown on this floor plan.

1. 樓面平面圖之尺規所列數字為以毫米標示之建築結構尺寸。
2. 按期數經批准的建築圖則所規定，每個住宅物業的層與層之間的高度:
   6樓至10樓為3300毫米；
   11樓至12樓，15樓至23樓，25樓為3500毫米；
   26樓(A單位和B單位)為3500毫米；
   26樓(C單位和D單位)為3150毫米、3200毫米、3250毫米和3500毫米。
3. 按期數經批准的建築圖則所規定，每個住宅物業的樓板 (不包括灰泥)的厚度: 150毫米、175毫米、200毫米和250毫米。
4. 因住宅物業的較高樓層的結構牆的厚度遞減，較高樓層的內部面積，一般比較低樓層的內部面積稍大。
5. 請參閱本售樓說明書第21頁之附註及圖例以協助解讀此部分的平面圖及其顯示之名詞及簡稱。

Tower 7 6/F - 12/F, 15/F - 23/F &25/F - 26/F Floor Plan

第7座 6樓至12樓、15樓至23樓及25樓至26樓樓面平面圖

N

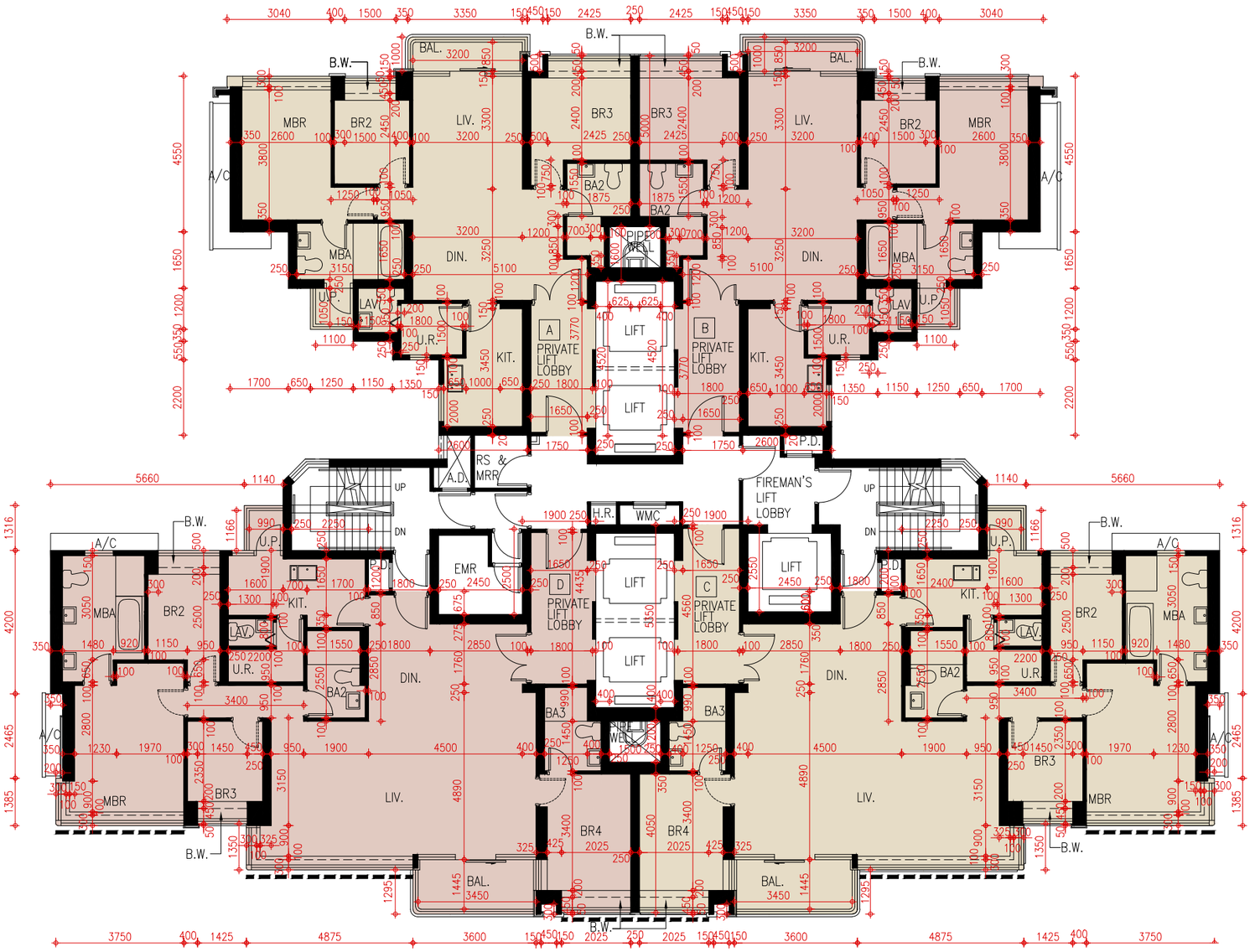

Remarks :
Minor works or exempted works under the Buildings Ordinance have been made to unit C on 6/F of Tower 7, unit C on 7/F of Tower 7, unit D on 7/F of Tower 7 and unit D on 12/F of Tower 7. Please refer to the "as-is" layout plan on Pages 43A, 43B and 43C.

備註 :
小型工程或獲《建築物條例》豁免的工程已改動第7座6樓C單位、第7座7樓C單位、第7座7樓D單位及第7座12樓D單位，請參閱第43A、43B及43C頁之現狀平面圖。

FIXED WINDOW

Scale 比例尺: 0 1 2 3 4 5 10
Metres米

FLOOR PLANS OF RESIDENTIAL PROPERTIES IN THE PHASE
期數的住宅物業的樓面平面圖

1. The dimensions of floor plans are all structural dimensions in millimetre.
2. As provided in the approved building plans for the Phase, the floor-to-floor height of each residential property:
   For 6/F to 10/F : 3300mm;
   For 11/F to 12/F, 15/F to 23/F & 25/F : 3500mm;
   For 26/F (Unit A and Unit B) : 3500mm;
   For 26/F (Unit C and Unit D) : 3150mm, 3200mm, 3250mm and 3500mm.
3. As provided in the approved building plans for the Phase, the thickness of the floor slabs (excluding plaster) of each residential property: 150mm, 175mm, 200mm and 250mm.
4. The internal areas of the residential properties on the upper floors will generally be slightly larger than those on the lower floors because of reducing thickness of the structural walls on the upper floors.
5. Please refer to P.21 of this sales brochure for remarks and legend of terms and abbreviations shown on this floor plan.

1. 樓面平面圖之尺規所列數字為以毫米標示之建築結構尺寸。
2. 按期數經批准的建築圖則所規定，每個住宅物業的層與層之間的高度:
   6樓至10樓為3300毫米；
   11樓至12樓，15樓至23樓，25樓為3500毫米；
   26樓(A單位和B單位)為3500毫米；
   26樓(C單位和D單位)為3150毫米、3200毫米、3250毫米和3500毫米。
3. 按期數經批准的建築圖則所規定，每個住宅物業的樓板 (不包括灰泥)的厚度: 150毫米、175毫米、200毫米和250毫米。
4. 因住宅物業的較高樓層的結構牆的厚度遞減，較高樓層的內部面積，一般比較低樓層的內部面積稍大。
5. 請參閱本售樓說明書第21頁之附註及圖例以協助解讀此部分的平面圖及其顯示之名詞及簡稱。

Tower 7 6/F Floor Plan in “as-is” Layout

第7座 6樓樓面現狀平面圖

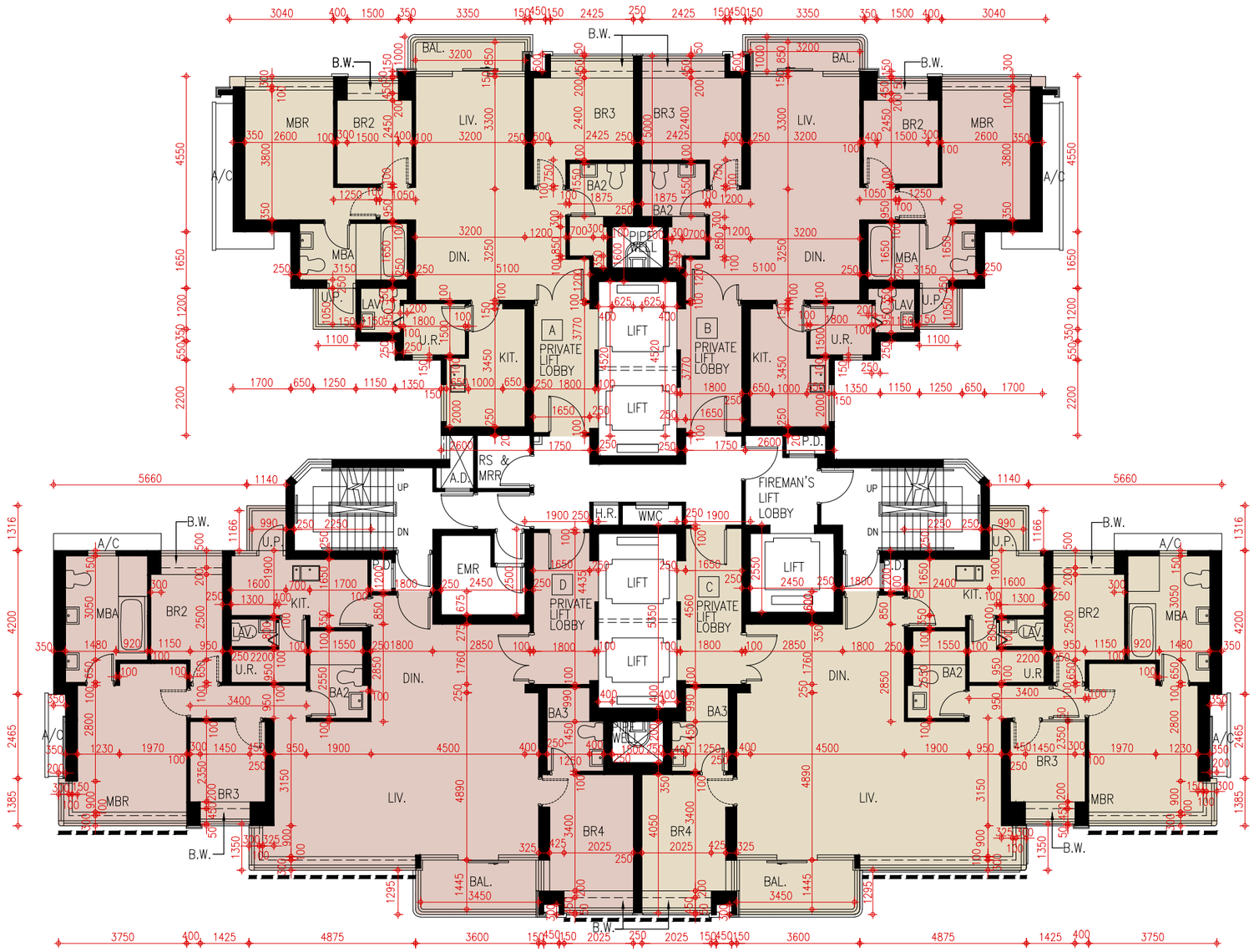

Remarks :
This page is the additional information mentioned in the remarks on Page 43.
備註 :
本頁是第43頁備註附加資料。

FIXED WINDOW

Scale 比例尺: 0 1 2 3 4 5 10
Metres米

FLOOR PLANS OF RESIDENTIAL PROPERTIES IN THE PHASE
期數的住宅物業的樓面平面圖

1. The dimensions of floor plans are all structural dimensions in millimetre.
2. As provided in the approved building plans for the Phase, the floor-to-floor height of each residential property:
   For 6/F to 10/F : 3300mm;
   For 11/F to 12/F, 15/F to 23/F & 25/F : 3500mm;
   For 26/F (Unit A and Unit B) : 3500mm;
   For 26/F (Unit C and Unit D) : 3150mm, 3200mm, 3250mm and 3500mm.
3. As provided in the approved building plans for the Phase, the thickness of the floor slabs (excluding plaster) of each residential property: 150mm, 175mm, 200mm and 250mm.
4. The internal areas of the residential properties on the upper floors will generally be slightly larger than those on the lower floors because of reducing thickness of the structural walls on the upper floors.
5. Please refer to P.21 of this sales brochure for remarks and legend of terms and abbreviations shown on this floor plan.

1. 樓面平面圖之尺規所列數字為以毫米標示之建築結構尺寸。
2. 按期數經批准的建築圖則所規定，每個住宅物業的層與層之間的高度:
   6樓至10樓為3300毫米；
   11樓至12樓，15樓至23樓，25樓為3500毫米；
   26樓(A單位和B單位)為3500毫米；
   26樓(C單位和D單位)為3150毫米、3200毫米、3250毫米和3500毫米。
3. 按期數經批准的建築圖則所規定，每個住宅物業的樓板 (不包括灰泥)的厚度: 150毫米、175毫米、200毫米和250毫米。
4. 因住宅物業的較高樓層的結構牆的厚度遞減，較高樓層的內部面積，一般比較低樓層的內部面積稍大。
5. 請參閱本售樓說明書第21頁之附註及圖例以協助解讀此部分的平面圖及其顯示之名詞及簡稱。

Tower 7 7/F Floor Plan in “as-is” Layout

第7座 7樓樓面現狀平面圖

N

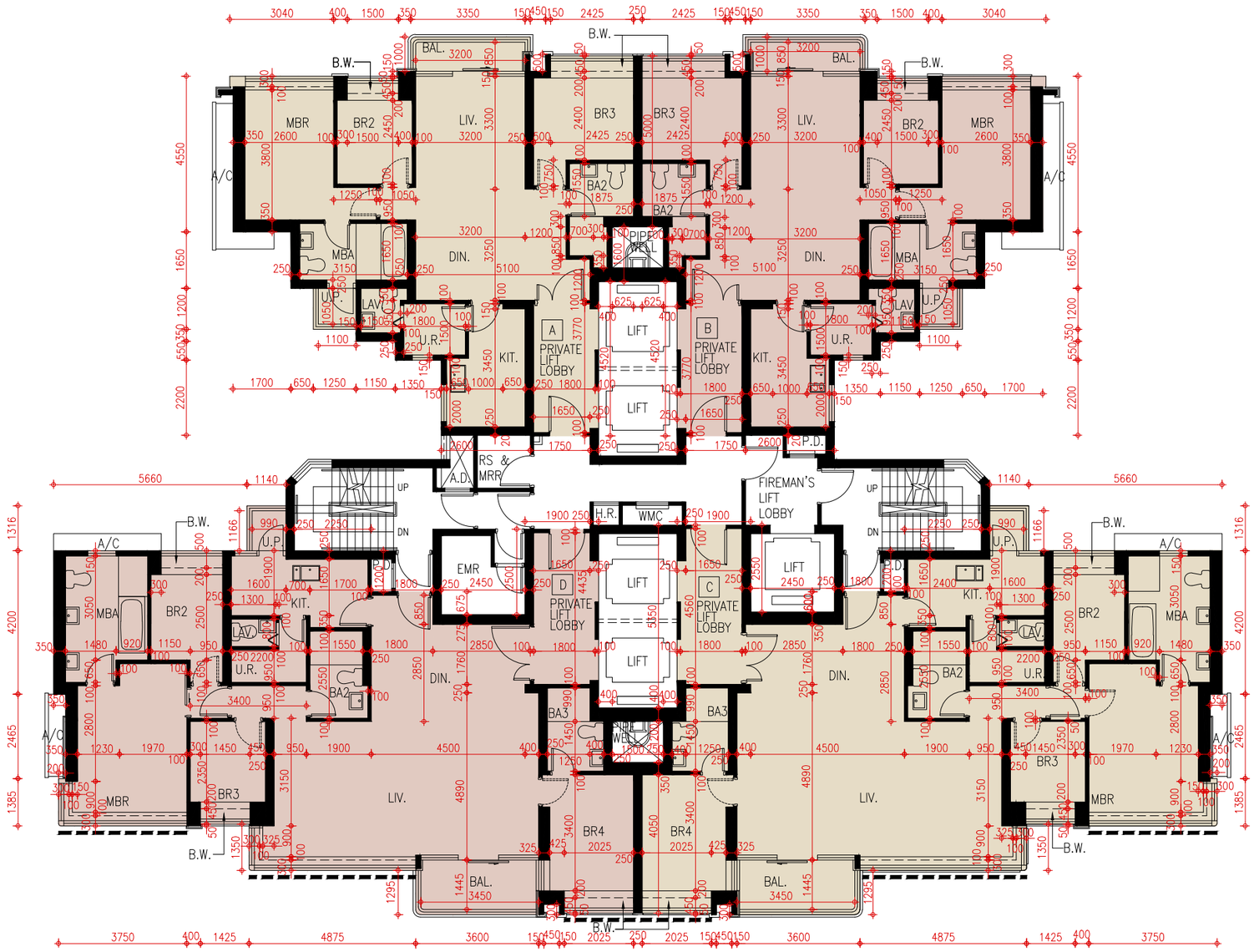

Remarks :
This page is the additional information mentioned in the remarks on Page 43.
備註 :
本頁是第43頁備註附加資料。

FIXED WINDOW

Scale 比例尺: 0 1 2 3 4 5 10
Metres米

FLOOR PLANS OF RESIDENTIAL PROPERTIES IN THE PHASE
期數的住宅物業的樓面平面圖

1. The dimensions of floor plans are all structural dimensions in millimetre.
2. As provided in the approved building plans for the Phase, the floor-to-floor height of each residential property:
   For 6/F to 10/F : 3300mm;
   For 11/F to 12/F, 15/F to 23/F & 25/F : 3500mm;
   For 26/F (Unit A and Unit B) : 3500mm;
   For 26/F (Unit C and Unit D) : 3150mm, 3200mm, 3250mm and 3500mm.
3. As provided in the approved building plans for the Phase, the thickness of the floor slabs (excluding plaster) of each residential property: 150mm, 175mm, 200mm and 250mm.
4. The internal areas of the residential properties on the upper floors will generally be slightly larger than those on the lower floors because of reducing thickness of the structural walls on the upper floors.
5. Please refer to P.21 of this sales brochure for remarks and legend of terms and abbreviations shown on this floor plan.

1. 樓面平面圖之尺規所列數字為以毫米標示之建築結構尺寸。
2. 按期數經批准的建築圖則所規定，每個住宅物業的層與層之間的高度:
   6樓至10樓為3300毫米；
   11樓至12樓，15樓至23樓，25樓為3500毫米；
   26樓(A單位和B單位)為3500毫米；
   26樓(C單位和D單位)為3150毫米、3200毫米、3250毫米和3500毫米。
3. 按期數經批准的建築圖則所規定，每個住宅物業的樓板 (不包括灰泥)的厚度: 150毫米、175毫米、200毫米和250毫米。
4. 因住宅物業的較高樓層的結構牆的厚度遞減，較高樓層的內部面積，一般比較低樓層的內部面積稍大。
5. 請參閱本售樓說明書第21頁之附註及圖例以協助解讀此部分的平面圖及其顯示之名詞及簡稱。

Tower 7 12/F Floor Plan in “as-is” Layout

第7座 12樓樓面現狀平面圖

N

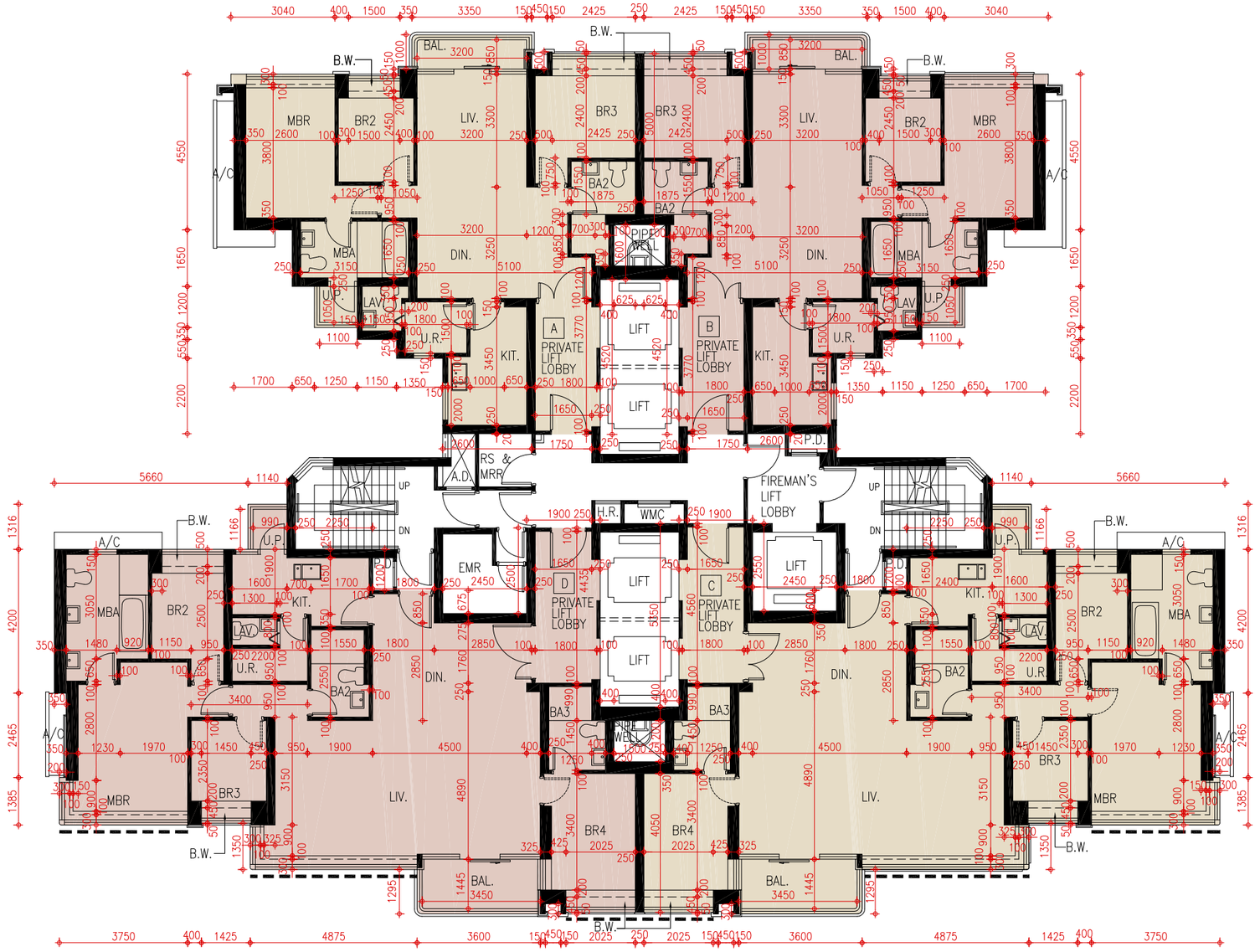

Remarks :
This page is the additional information mentioned in the remarks on Page 43.
備註 :
本頁是第43頁備註附加資料。

FIXED WINDOW

Scale 比例尺: 0 1 2 3 4 5 10
Metres米

FLOOR PLANS OF RESIDENTIAL PROPERTIES IN THE PHASE
期數的住宅物業的樓面平面圖

1. The dimensions of floor plans are all structural dimensions in millimetre.
2. As provided in the approved building plans for the Phase, the floor-to-floor height of each residential property : (Unit A) 2850mm, 3150mm, 3200mm, 3225mm and 3500mm; (Unit B) 3150mm and 3500mm; (Unit C and Unit D) 3150mm, 3450mm and 3500mm.
3. As provided in the approved building plans for the Phase, the thickness of the floor slabs (excluding plaster) of each residential property: 150mm, 175mm, 200mm and 250mm.
4. The internal areas of the residential properties on the upper floors will generally be slightly larger than those on the lower floors because of reducing thickness of the structural walls on the upper floors.
5. Please refer to P.21 of this sales brochure for remarks and legend of terms and abbreviations shown on this floor plan.

1. 樓面平面圖之尺規所列數字為以毫米標示之建築結構尺寸。
2. 按期數經批准的建築圖則所規定，每個住宅物業的層與層之間的高度: (A單位) 2850毫米、3150毫米、3200毫米、3225毫米和3500毫米；(B單位) 3150毫米和 3500毫米；(C單位和D單位) 3150毫米、3450毫米和 3500毫米。
3. 按期數經批准的建築圖則所規定，每個住宅物業的樓板 (不包括灰泥)的厚度: 150毫米、175毫米、200毫米和250毫米 。
4. 因住宅物業的較高樓層的結構牆的厚度遞減，較高樓層的內部面積，一般比較低樓層的內部面積稍大。
5. 請參閱本售樓說明書第21頁之附註及圖例以協助解讀此部分的平面圖及其顯示之名詞及簡稱。

Tower 7 27/F Floor Plan

第7座 27樓樓面平面圖

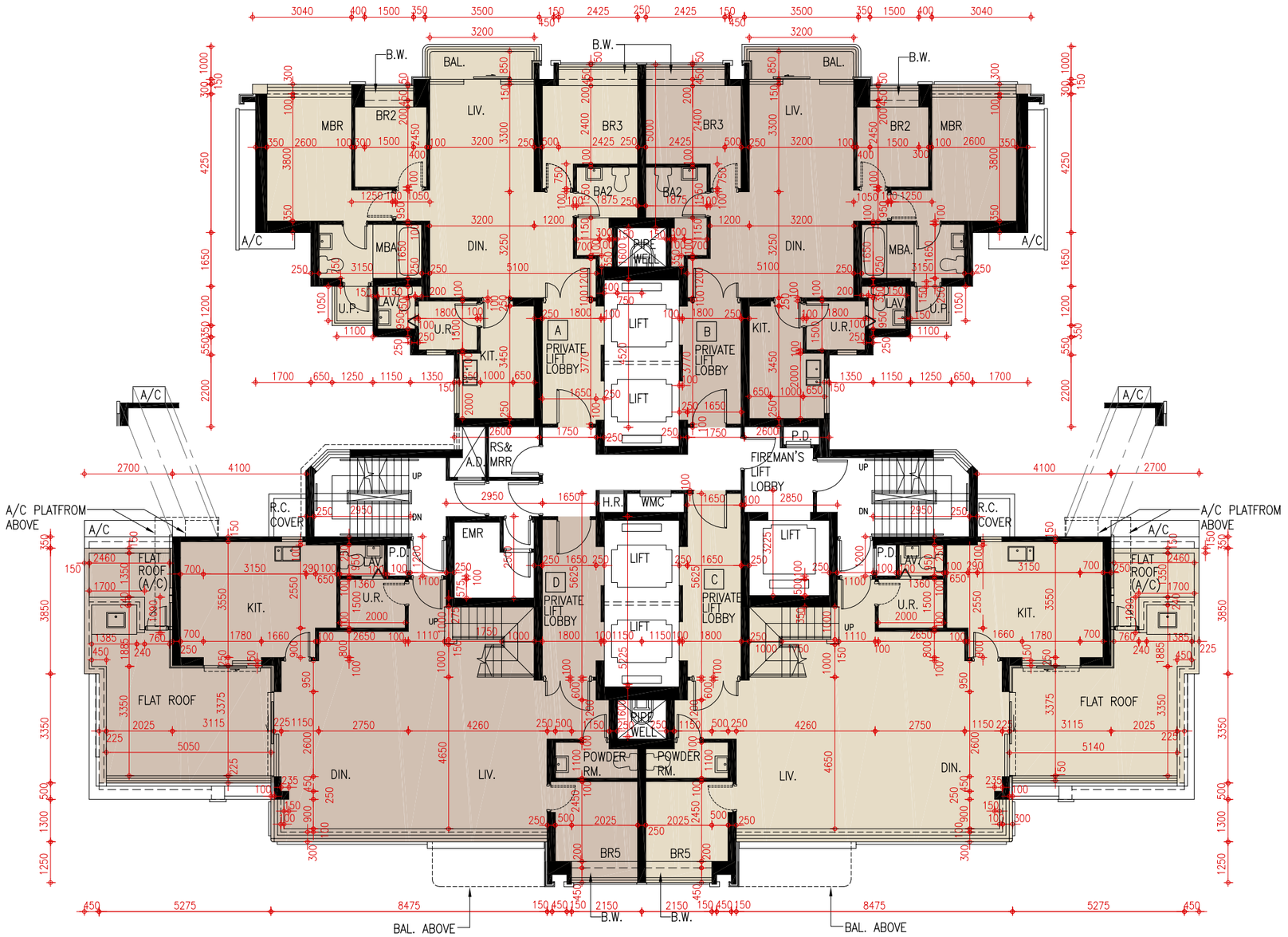

Scale 比例尺: 0 1 2 3 4 5 10

Metres米

FLOOR PLANS OF RESIDENTIAL PROPERTIES IN THE PHASE
期數的住宅物業的樓面平面圖

1. The dimensions of floor plans are all structural dimensions in millimetre.
2. As provided in the approved building plans for the Phase, the floor-to-floor height of each residential property: (Unit A) 3150mm, 3450mm and 3500mm; (Unit C and Unit D) 3150mm, 3200mm, 3450mm and 3500mm.
3. As provided in the approved building plans for the Phase, the thickness of the floor slabs (excluding plaster) of each residential property:150mm, 175mm, 200mm and 250mm.
4. The internal areas of the residential properties on the upper floors will generally be slightly larger than those on the lower floors because of reducing thickness of the structural walls on the upper floors.
5. Please refer to P.21 of this sales brochure for remarks and legend of terms and abbreviations shown on this floor plan.

1. 樓面平面圖之尺規所列數字為以毫米標示之建築結構尺寸。
2. 按期數經批准的建築圖則所規定，每個住宅物業的層與層之間的高度: (A單位) 3150毫米、3450毫米和3500毫米；(C單位和D單位) 3150毫米、3200毫米、3450毫米和3500毫米。
3. 按期數經批准的建築圖則所規定，每個住宅物業的樓板 (不包括灰泥)的厚度: 150毫米、175毫米、200毫米和250毫米 。
4. 因住宅物業的較高樓層的結構牆的厚度遞減，較高樓層的內部面積，一般比較低樓層的內部面積稍大。
5. 請參閱本售樓說明書第21頁之附註及圖例以協助解讀此部分的平面圖及其顯示之名詞及簡稱。

Tower 7 28/F Floor Plan

第7座 28樓樓面平面圖

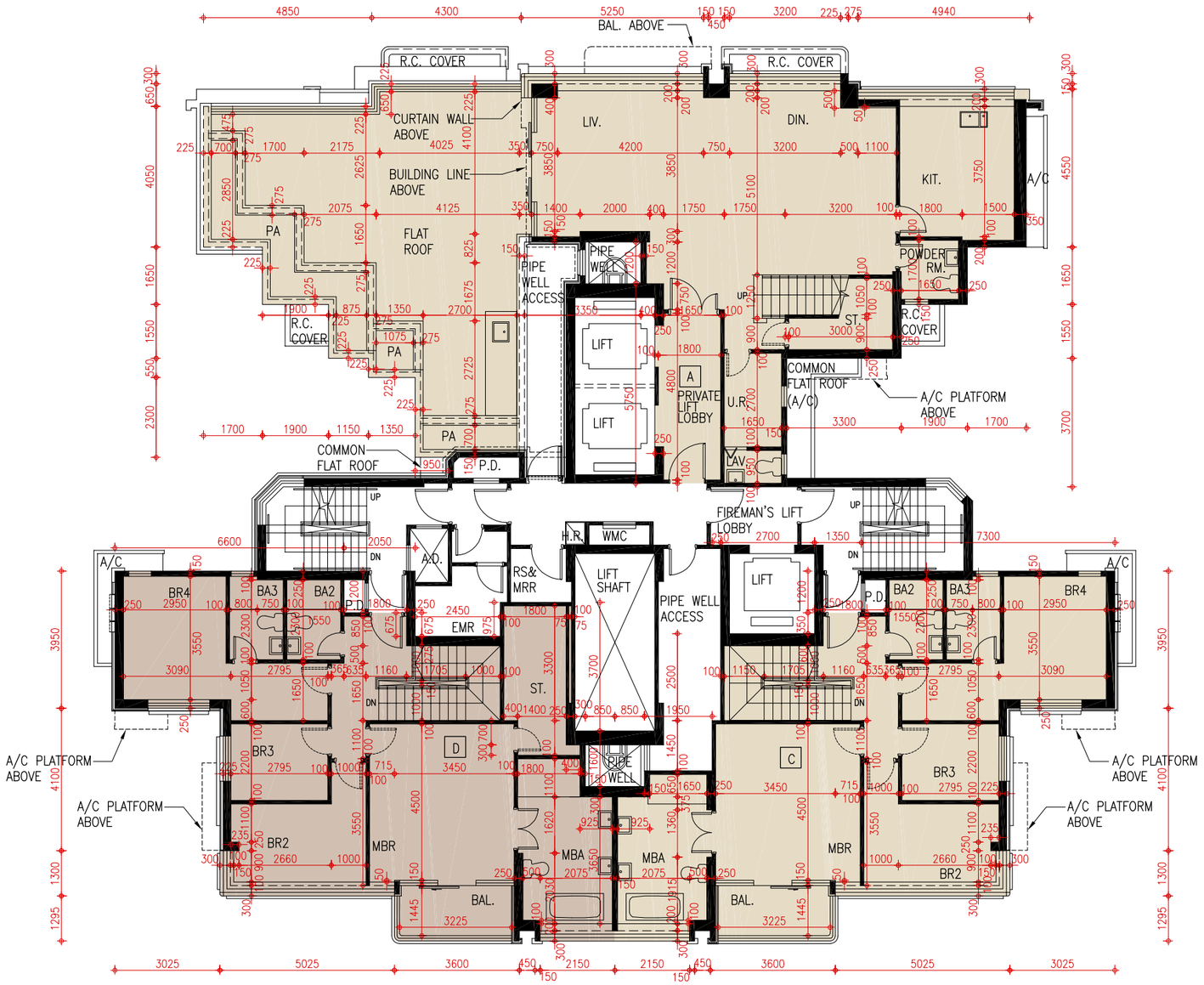

Scale 比例尺: 0 1 2 3 4 5 10

Metres米

FLOOR PLANS OF RESIDENTIAL PROPERTIES IN THE PHASE
期數的住宅物業的樓面平面圖

1. The dimensions of floor plans are all structural dimensions in millimetre.
2. As provided in the approved building plans for the Phase, the floor-to-floor height of each residential property: (Unit A) 3150mm and 3500mm; (Unit C) 3100mm, 3150mm, 3200mm, 3450mm and 3500mm; (Unit D) 2550mm, 3050mm, 3150mm, 3200mm, 3250mm, 3450mm and 3500mm.
3. As provided in the approved building plans for the Phase, the thickness of the floor slabs (excluding plaster) of each residential property: 150mm ,175mm and 200mm.
4. The internal areas of the residential properties on the upper floors will generally be slightly larger than those on the lower floors because of reducing thickness of the structural walls on the upper floors.
5. Please refer to P.21 of this sales brochure for remarks and legend of terms and abbreviations shown on this floor plan.

1. 樓面平面圖之尺規所列數字為以毫米標示之建築結構尺寸。
2. 按期數經批准的建築圖則所規定，每個住宅物業的層與層之間的高度: (A單位) 3150毫米和3500毫米；(C單位) 3100毫米、3150毫米、3200毫米、3450毫米和3500毫米；(D單位) 2550毫米、3050毫米、3150毫米、3200毫米、3250毫米、3450毫米和3500毫米。
3. 按期數經批准的建築圖則所規定，每個住宅物業的樓板(不包括灰泥)的厚度: 150毫米、175毫米和200毫米。
4. 因住宅物業的較高樓層的結構牆的厚度遞減，較高樓層的內部面積，一般比較低樓層的內部面積稍大。
5. 請參閱本售樓說明書第21頁之附註及圖例以協助解讀此部分的平面圖及其顯示之名詞及簡稱。

Tower 7 29/F Floor Plan
第7座 29樓樓面平面圖

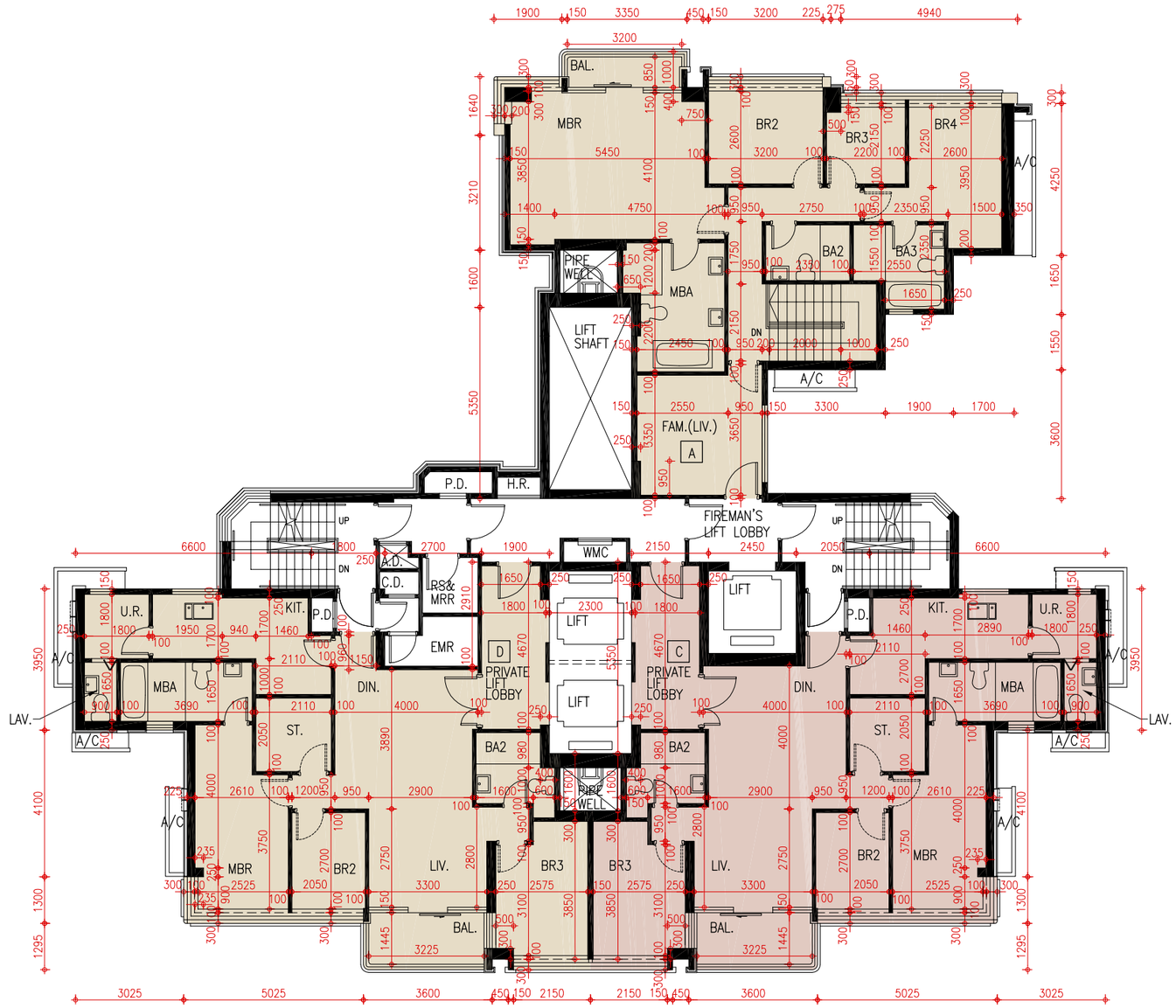

Scale 比例尺: 0 1 2 3 4 5 10
Metres米

FLOOR PLANS OF RESIDENTIAL PROPERTIES IN THE PHASE
期數的住宅物業的樓面平面圖

1. The dimensions of floor plans are all structural dimensions in millimetre.
2. As provided in the approved building plans for the Phase, the floor-to-floor height of each residential property: (Unit A) 3150mm, 3450mm and 3500mm; (Unit C) 3150mm, 3200mm, 3250mm, 3450mm, 3500mm and 6510mm.
3. As provided in the approved building plans for the Phase, the thickness of the floor slabs (excluding plaster) of each residential property: 150 mm, 175mm, 200mm and 225mm.
4. The internal areas of the residential properties on the upper floors will generally be slightly larger than those on the lower floors because of reducing thickness of the structural walls on the upper floors.
5. Please refer to P.21 of this sales brochure for remarks and legend of terms and abbreviations shown on this floor plan.

1. 樓面平面圖之尺規所列數字為以毫米標示之建築結構尺寸。
2. 按期數經批准的建築圖則所規定，每個住宅物業的層與層之間的高度: (A單位) 3150毫米、3450毫米和3500毫米；(C單位) 3150毫米、3200毫米、3250毫米、3450毫米、3500毫米和6510毫米。
3. 按期數經批准的建築圖則所規定，每個住宅物業的樓板 (不包括灰泥)的厚度: 150毫米、175毫米、200毫米和225毫米。
4. 因住宅物業的較高樓層的結構牆的厚度遞減，較高樓層的內部面積，一般比較低樓層的內部面積稍大。
5. 請參閱本售樓說明書第21頁之附註及圖例以協助解讀此部分的平面圖及其顯示之名詞及簡稱。

Tower 7 30/F Floor Plan

第7座 30樓樓面平面圖

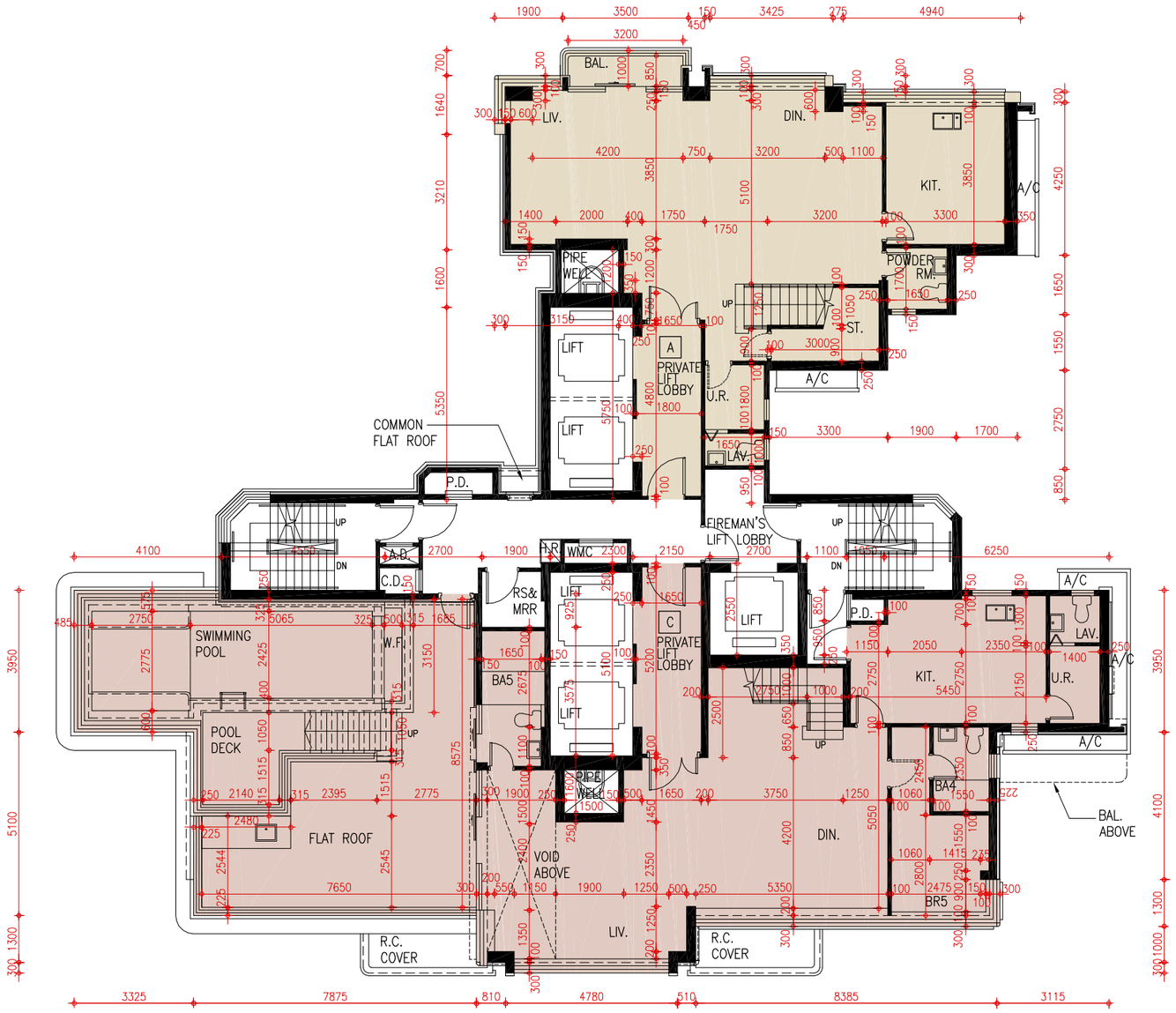

Scale 比例尺: 0 1 2 3 4 5 10

Metres米

FLOOR PLANS OF RESIDENTIAL PROPERTIES IN THE PHASE
期數的住宅物業的樓面平面圖

1. The dimensions of floor plans are all structural dimensions in millimetre.
2. As provided in the approved building plans for the Phase, the floor-to-floor height of each residential property: (Unit A) 3190mm and 3500mm; (Unit C) 3190mm, 3240mm and 3500mm.
3. As provided in the approved building plans for the Phase, the thickness of the floor slabs (excluding plaster) of each residential property: 150 mm, 175mm and 200mm.
4. The internal areas of the residential properties on the upper floors will generally be slightly larger than those on the lower floors because of reducing thickness of the structural walls on the upper floors.
5. Please refer to P.21 of this sales brochure for remarks and legend of terms and abbreviations shown on this floor plan.

1. 樓面平面圖之尺規所列數字為以毫米標示之建築結構尺寸。
2. 按期數經批准的建築圖則所規定，每個住宅物業的層與層之間的高度：(A單位) 3190毫米和3500毫米；(C單位) 3190毫米、3240毫米和3500毫米。
3. 按期數經批准的建築圖則所規定，每個住宅物業的樓板 (不包括灰泥)的厚度: 150毫米、175毫米和200毫米 。
4. 因住宅物業的較高樓層的結構牆的厚度遞減，較高樓層的內部面積，一般比較低樓層的內部面積稍大。
5. 請參閱本售樓說明書第21頁之附註及圖例以協助解讀此部分的平面圖及其顯示之名詞及簡稱。

Tower 7 31/F Floor Plan
第7座 31樓樓面平面圖

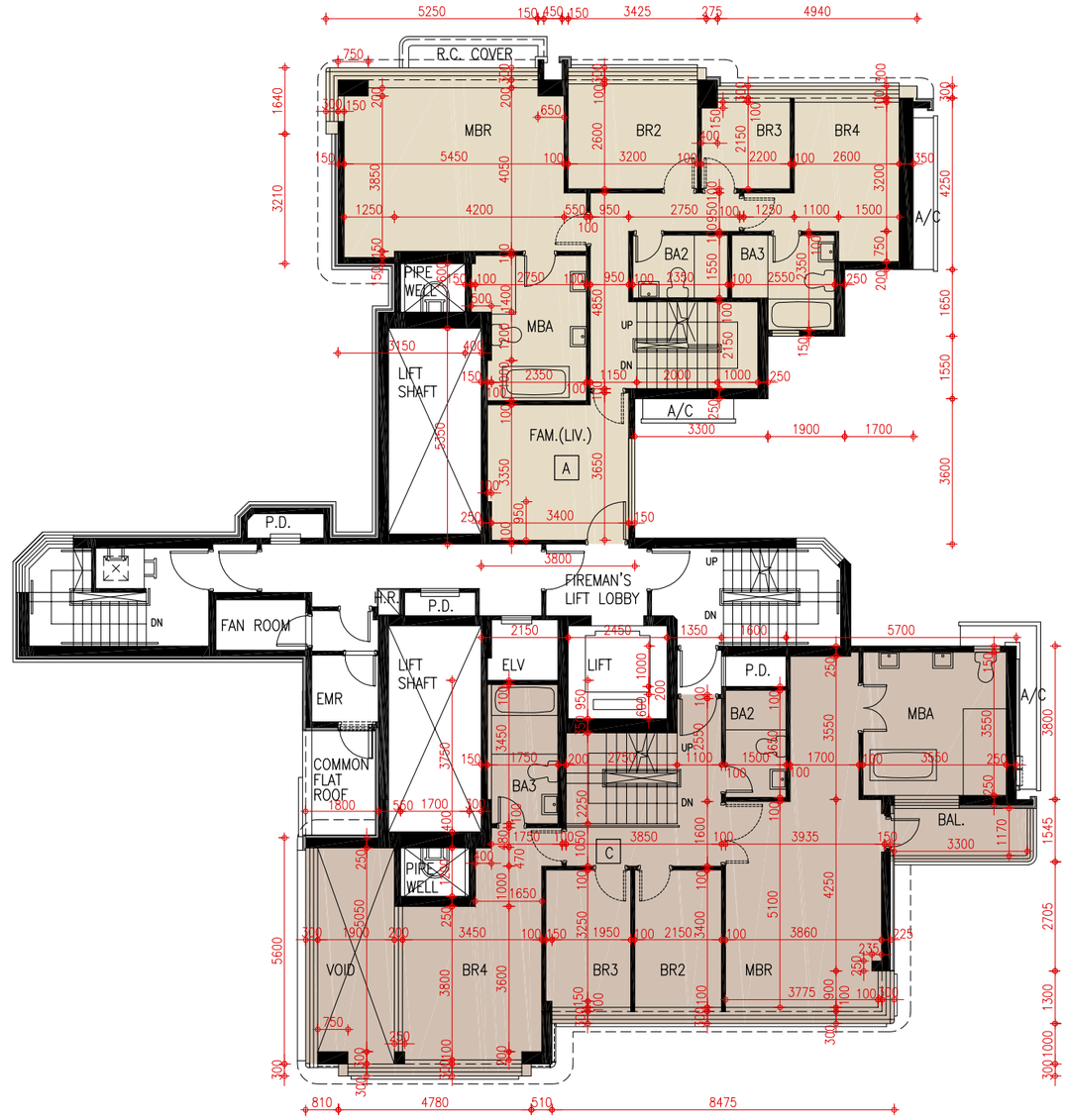

Scale 比例尺: 0 1 2 3 4 5 10
Metres米

FLOOR PLANS OF RESIDENTIAL PROPERTIES IN THE PHASE
期數的住宅物業的樓面平面圖

1. The dimensions of floor plans are all structural dimensions in millimetre.
2. As provided in the approved building plans for the Phase, the floor-to-floor height of each residential property: (Unit A) 3240mm; (Unit C) 3140mm and 3240mm.
3. As provided in the approved building plans for the Phase, the thickness of the floor slabs (excluding plaster) of each residential property: 150mm and 250mm.
4. The internal areas of the residential properties on the upper floors will generally be slightly larger than those on the lower floors because of reducing thickness of the structural walls on the upper floors.
5. Please refer to P.21 of this sales brochure for remarks and legend of terms and abbreviations shown on this floor plan.

1. 樓面平面圖之尺規所列數字為以毫米標示之建築結構尺寸。
2. 按期數經批准的建築圖則所規定，每個住宅物業的層與層之間的高度：(A單位) 3240毫米；(C單位) 3140毫米和3240毫米。
3. 按期數經批准的建築圖則所規定，每個住宅物業的樓板 (不包括灰泥)的厚度: 150毫米和 250毫米。
4. 因住宅物業的較高樓層的結構牆的厚度遞減，較高樓層的內部面積，一般比較低樓層的內部面積稍大。
5. 請參閱本售樓說明書第21頁之附註及圖例以協助解讀此部分的平面圖及其顯示之名詞及簡稱。

Tower 7 Roof Plan
第7座 天台樓面平面圖

N

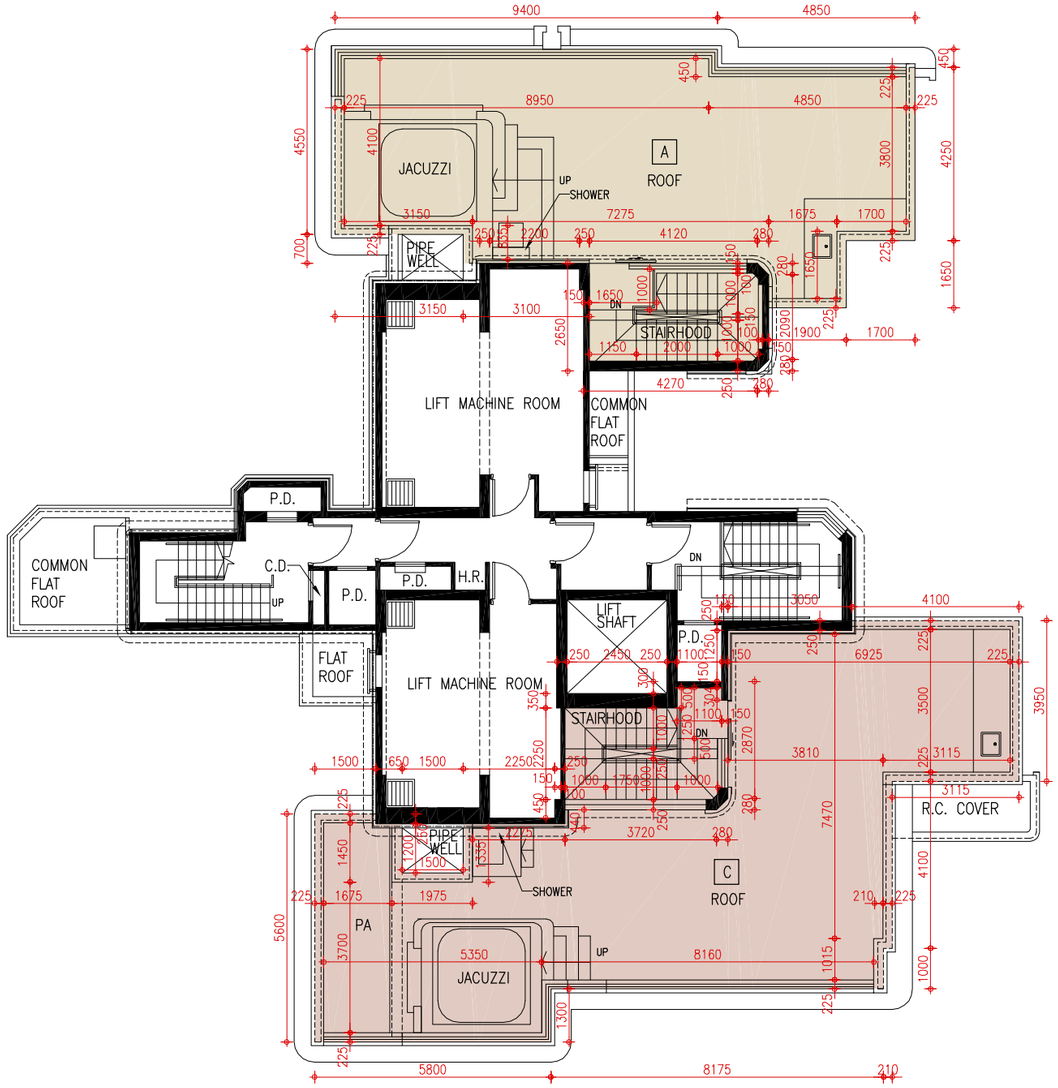

Scale 比例尺: 0 1 2 3 4 5 10
Metres米

FLOOR PLANS OF RESIDENTIAL PROPERTIES IN THE PHASE
期數的住宅物業的樓面平面圖

1. The dimensions of floor plans are all structural dimensions in millimetre.
2. As provided in the approved building plans for the Phase, the floor-to-floor height of each residential property: 3300mm.
3. As provided in the approved building plans for the Phase, the thickness of the floor slabs (excluding plaster) of each residential property: 150mm and 200mm.
4. The internal areas of the residential properties on the upper floors will generally be slightly larger than those on the lower floors because of reducing thickness of the structural walls on the upper floors.
5. Please refer to P.21 of this sales brochure for remarks and legend of terms and abbreviations shown on this floor plan.

1. 樓面平面圖之尺規所列數字為以毫米標示之建築結構尺寸。
2. 按期數經批准的建築圖則所規定，每個住宅物業的層與層之間的高度: 3300毫米。
3. 按期數經批准的建築圖則所規定，每個住宅物業的樓板 (不包括灰泥)的厚度:150毫米和200毫米。
4. 因住宅物業的較高樓層的結構牆的厚度遞減，較高樓層的內部面積，一般比較低樓層的內部面積稍大。
5. 請參閱本售樓說明書第21頁之附註及圖例以協助解讀此部分的平面圖及其顯示之名詞及簡稱。

Tower 8 5/F Floor Plan
第8座 5樓樓面平面圖

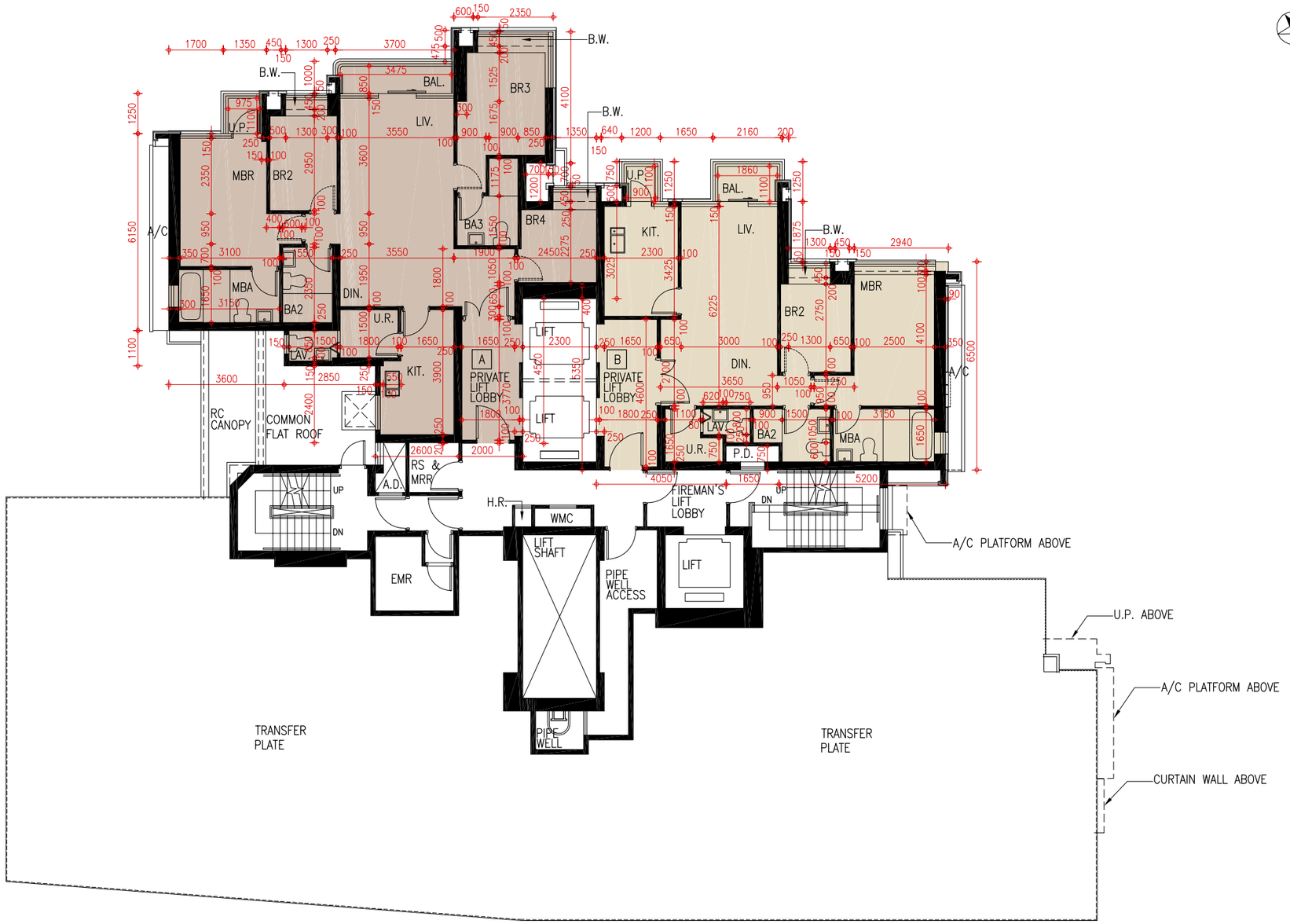

Scale 比例尺: 0 1 2 3 4 5 10
Metres米

FLOOR PLANS OF RESIDENTIAL PROPERTIES IN THE PHASE
期數的住宅物業的樓面平面圖

1. The dimensions of floor plans are all structural dimensions in millimetre.
2. As provided in the approved building plans for the Phase, the floor-to-floor height of each residential property: 3300mm.
3. As provided in the approved building plans for the Phase, the thickness of the floor slabs (excluding plaster) of each residential property: 150mm, 175mm, 200mm and 250mm.
4. The internal areas of the residential properties on the upper floors will generally be slightly larger than those on the lower floors because of reducing thickness of the structural walls on the upper floors.
5. Please refer to P.21 of this sales brochure for remarks and legend of terms and abbreviations shown on this floor plan.

1. 樓面平面圖之尺規所列數字為以毫米標示之建築結構尺寸。
2. 按期數經批准的建築圖則所規定，每個住宅物業的層與層之間的高度: 3300毫米。
3. 按期數經批准的建築圖則所規定，每個住宅物業的樓板 (不包括灰泥)的厚度: 150毫米、175毫米、200毫米和250毫米。
4. 因住宅物業的較高樓層的結構牆的厚度遞減，較高樓層的內部面積，一般比較低樓層的內部面積稍大。
5. 請參閱本售樓說明書第21頁之附註及圖例以協助解讀此部分的平面圖及其顯示之名詞及簡稱。

Tower 8 6/F Floor Plan
第8座 6樓樓面平面圖

FLOOR PLANS OF RESIDENTIAL PROPERTIES IN THE PHASE
期數的住宅物業的樓面平面圖

1. The dimensions of floor plans are all structural dimensions in millimetre.
2. As provided in the approved building plans for the Phase, the floor-to-floor height of each residential property:
   For 7/F to 10/F : 3300mm;
   For 11/F to 12/F, 15/F to 23/F, 25/F to 26/F : 3500mm;
   For 27/F (Unit A) : 3150mm, 3200mm and 3500mm;
   For 27/F (Unit B) : 3200mm and 3250mm;
   For 27/F (Unit C) : 3150mm, 3200mm, 3250mm and 3500mm;
   For 27/F (Unit D) : 3150mm, 3200mm, 3250mm and 3500mm.
3. As provided in the approved building plans for the Phase, the thickness of the floor slabs (excluding plaster) of each residential property: 150mm, 175mm, 200mm and 250mm.
4. The internal areas of the residential properties on the upper floors will generally be slightly larger than those on the lower floors because of reducing thickness of the structural walls on the upper floors.
5. Please refer to P.21 of this sales brochure for remarks and legend of terms and abbreviations shown on this floor plan.

1. 樓面平面圖之尺規所列數字為以毫米標示之建築結構尺寸。
2. 按期數經批准的建築圖則所規定，每個住宅物業的層與層之間的高度：
   7樓至10樓為3300毫米；
   11樓至12樓，15樓至23樓，25樓至26樓為3500毫米；
   27樓(A單位)為3150毫米、3200毫米和3500毫米；
   27樓(B單位)為3200毫米和3250毫米；
   27樓(C單位)為3150毫米、3200毫米、3250毫米和3500毫米；
   27樓(D單位)為3150毫米、3200毫米、3250毫米和3500毫米。
3. 按期數經批准的建築圖則所規定，每個住宅物業的樓板 (不包括灰泥)的厚度: 150毫米、175毫米、200毫米和250毫米。
4. 因住宅物業的較高樓層的結構牆的厚度遞減，較高樓層的內部面積，一般比較低樓層的內部面積稍大。
5. 請參閱本售樓說明書第21頁之附註及圖例以協助解讀此部分的平面圖及其顯示之名詞及簡稱。

Tower 8 7/F - 12/F, 15/F - 23/F & 25/F - 27/F Floor Plan

第8座 7樓至12樓、15樓至23樓及25樓至27樓樓面平面圖

N

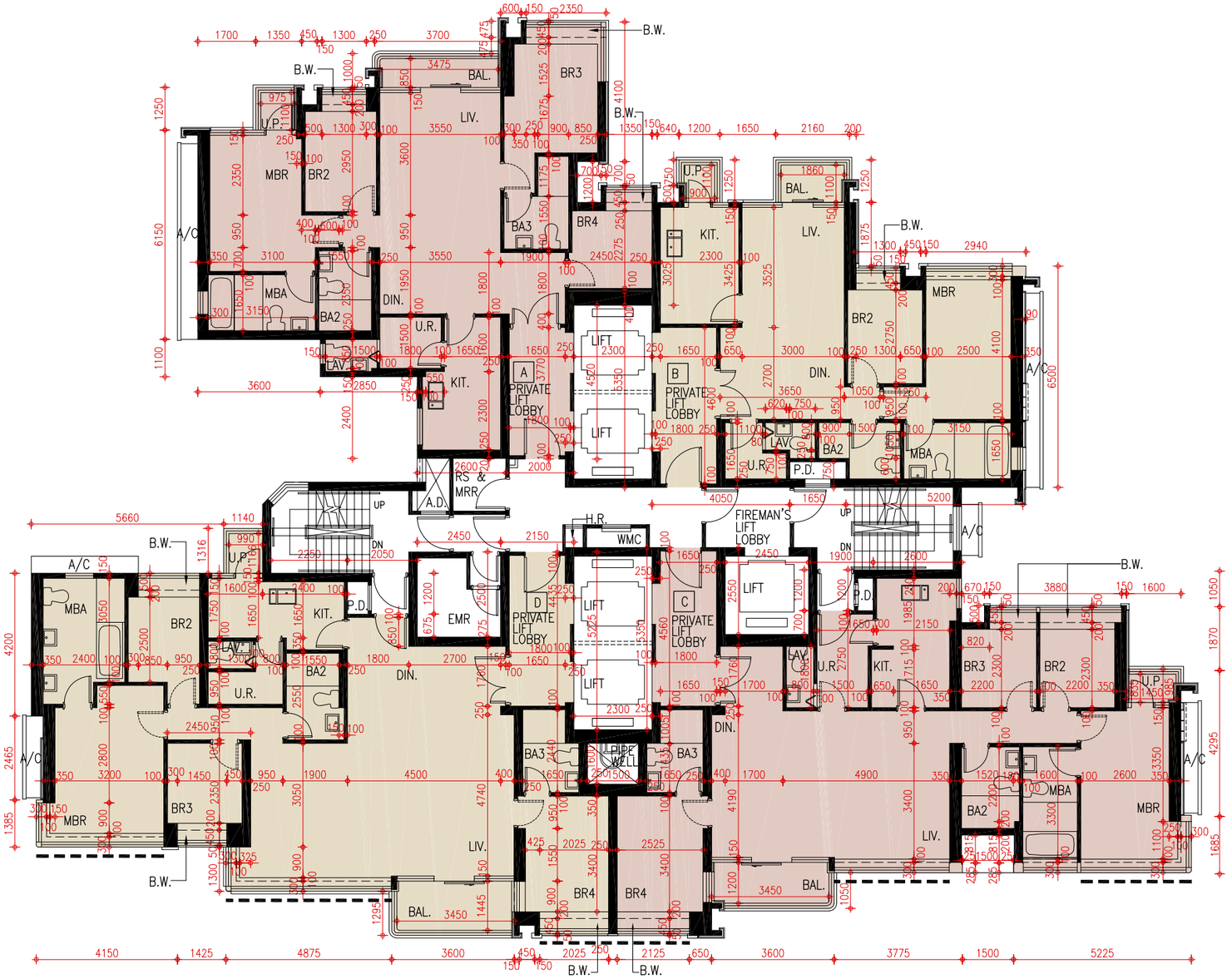

FIXED WINDOW

Scale 比例尺: 0 1 2 3 4 5 10

Metres米

FLOOR PLANS OF RESIDENTIAL PROPERTIES IN THE PHASE
期數的住宅物業的樓面平面圖

1. The dimensions of floor plans are all structural dimensions in millimetre.
2. As provided in the approved building plans for the Phase, the floor-to-floor height of each residential property: (Unit A) 3150mm, 3450mm and 3500mm; (Unit C and Unit D) 3150mm, 3450mm and 3500mm.
3. As provided in the approved building plans for the Phase, the thickness of the floor slabs (excluding plaster) of each residential property: 150 mm, 175mm, 200mm and 250mm.
4. The internal areas of the residential properties on the upper floors will generally be slightly larger than those on the lower floors because of reducing thickness of the structural walls on the upper floors.
5. Please refer to P.21 of this sales brochure for remarks and legend of terms and abbreviations shown on this floor plan.

1. 樓面平面圖之尺規所列數字為以毫米標示之建築結構尺寸。
2. 按期數經批准的建築圖則所規定，每個住宅物業的層與層之間的高度: (A單位) 3150毫米、3450毫米和3500毫米；(C單位和D單位) 3150毫米、3450毫米和3500毫米。
3. 按期數經批准的建築圖則所規定，每個住宅物業的樓板 (不包括灰泥)的厚度: 150毫米、175毫米、200毫米和250毫米。
4. 因住宅物業的較高樓層的結構牆的厚度遞減，較高樓層的內部面積，一般比較低樓層的內部面積稍大。
5. 請參閱本售樓說明書第21頁之附註及圖例以協助解讀此部分的平面圖及其顯示之名詞及簡稱。

Tower 8 28/F Floor Plan

第8座 28樓樓面平面圖

N

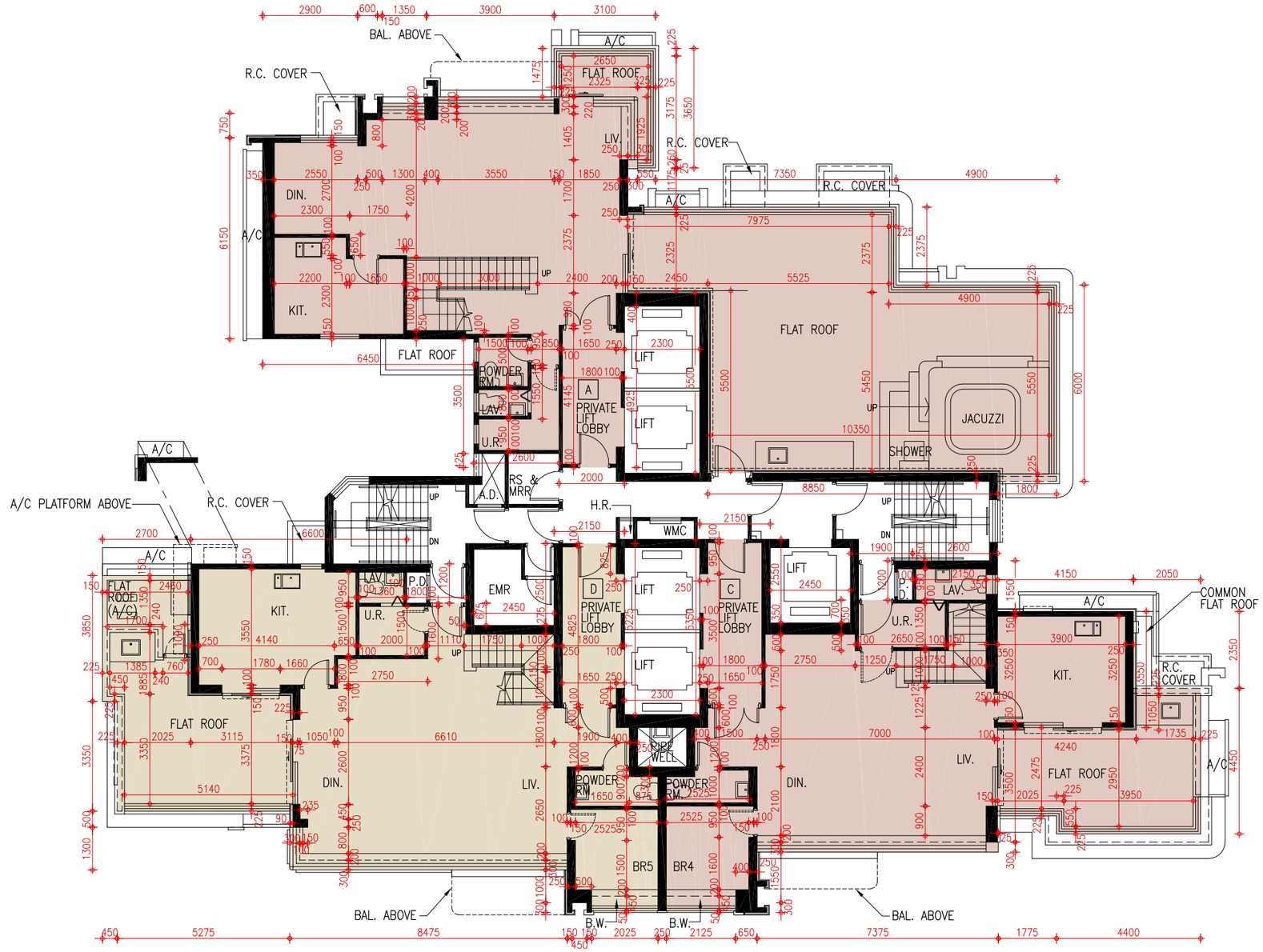

Scale 比例尺: 0 1 2 3 4 5 10

Metres米

FLOOR PLANS OF RESIDENTIAL PROPERTIES IN THE PHASE
期數的住宅物業的樓面平面圖

1. The dimensions of floor plans are all structural dimensions in millimetre.
2. As provided in the approved building plans for the Phase, the floor-to-floor height of each residential property: (Unit A) 3150mm and 3500mm; (Unit C) 2550mm, 3150mm, 3200mm, 3250mm, 3450mm and 3500mm; (Unit D) 3100mm, 3150mm, 3450mm and 3500mm.
3. As provided in the approved building plans for the Phase, the thickness of the floor slabs (excluding plaster) of each residential property: 150mm, 175mm, 200mm and 250mm.
4. The internal areas of the residential properties on the upper floors will generally be slightly larger than those on the lower floors because of reducing thickness of the structural walls on the upper floors.
5. Please refer to P.21 of this sales brochure for remarks and legend of terms and abbreviations shown on this floor plan.

1. 樓面平面圖之尺規所列數字為以毫米標示之建築結構尺寸。
2. 按期數經批准的建築圖則所規定，每個住宅物業的層與層之間的高度：(A單位) 3150毫米和3500毫米；(C單位) 2550毫米、3150毫米、3200毫米、3250毫米、3450毫米和3500毫米；(D單位) 3100毫米、3150毫米、3450毫米和3500毫米。
3. 按期數經批准的建築圖則所規定，每個住宅物業的樓板 (不包括灰泥)的厚度: 150毫米、175毫米、200毫米和250毫米。
4. 因住宅物業的較高樓層的結構牆的厚度遞減，較高樓層的內部面積，一般比較低樓層的內部面積稍大。
5. 請參閱本售樓說明書第21頁之附註及圖例以協助解讀此部分的平面圖及其顯示之名詞及簡稱。

Tower 8 29/F Floor Plan

第8座 29樓樓面平面圖

N

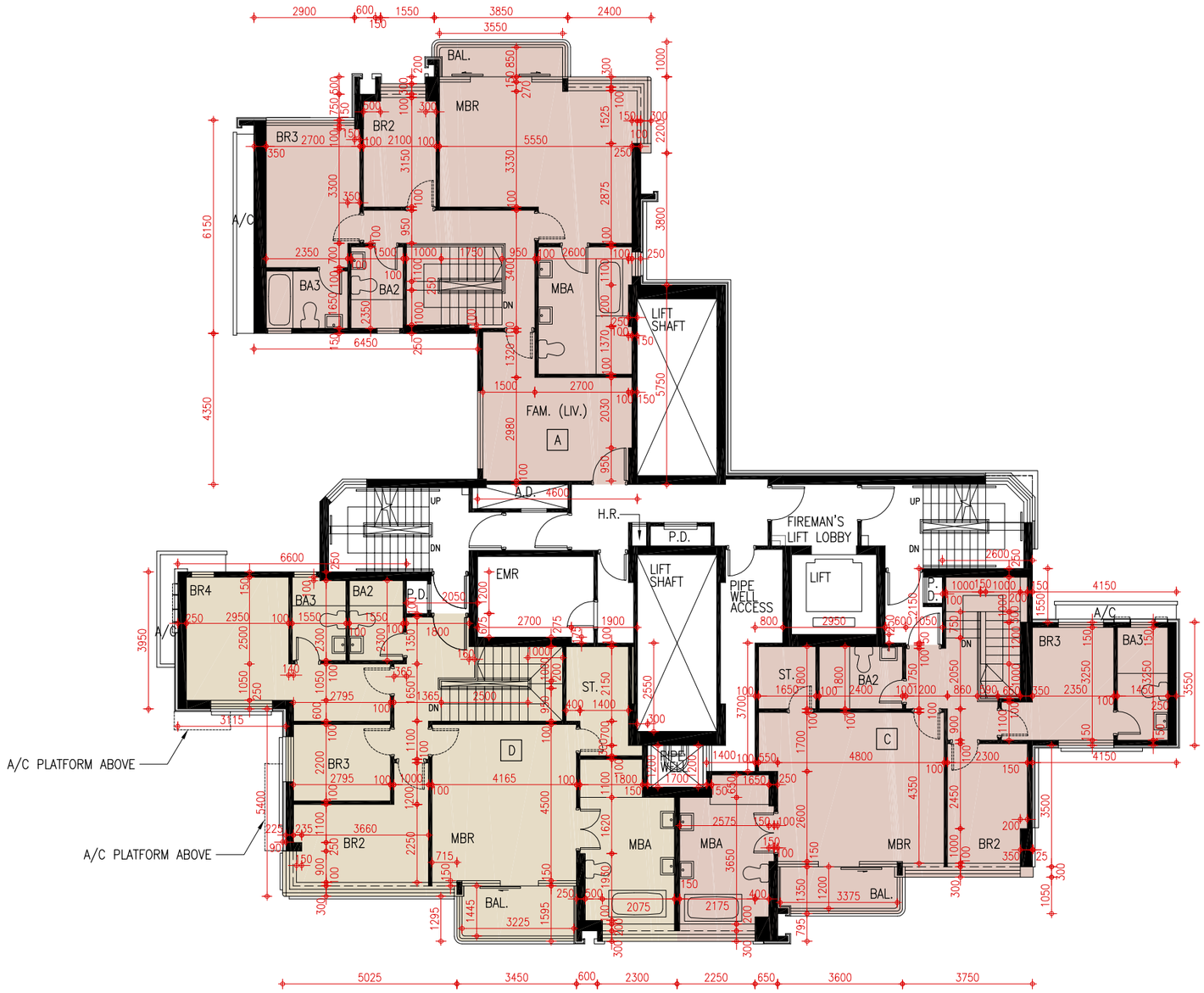

Scale 比例尺: 0 1 2 3 4 5 10

Metres米

FLOOR PLANS OF RESIDENTIAL PROPERTIES IN THE PHASE
期數的住宅物業的樓面平面圖

1. The dimensions of floor plans are all structural dimensions in millimetre.
2. As provided in the approved building plans for the Phase, the floor-to-floor height of each residential property: (Unit A) 3150mm, 3450mm and 3500mm; (Unit C) 3150mm, 3200mm, 3250mm, 3450mm, 3500mm and 6510mm.
3. As provided in the approved building plans for the Phase, the thickness of the floor slabs (excluding plaster) of each residential property: 150mm, 200mm and 225mm.
4. The internal areas of the residential properties on the upper floors will generally be slightly larger than those on the lower floors because of reducing thickness of the structural walls on the upper floors.
5. Please refer to P.21 of this sales brochure for remarks and legend of terms and abbreviations shown on this floor plan.

1. 樓面平面圖之尺規所列數字為以毫米標示之建築結構尺寸。
2. 按期數經批准的建築圖則所規定，每個住宅物業的層與層之間的高度: (A單位) 3150毫米、3450毫米和3500毫米；(C單位) 3150毫米、3200毫米、3250毫米、3450毫米、3500毫米和6510毫米。
3. 按期數經批准的建築圖則所規定，每個住宅物業的樓板 (不包括灰泥)的厚度: 150毫米、200毫米和225毫米。
4. 因住宅物業的較高樓層的結構牆的厚度遞減，較高樓層的內部面積，一般比較低樓層的內部面積稍大。
5. 請參閱本售樓說明書第21頁之附註及圖例以協助解讀此部分的平面圖及其顯示之名詞及簡稱。

Tower 8 30/F Floor Plan

第8座 30樓樓面平面圖

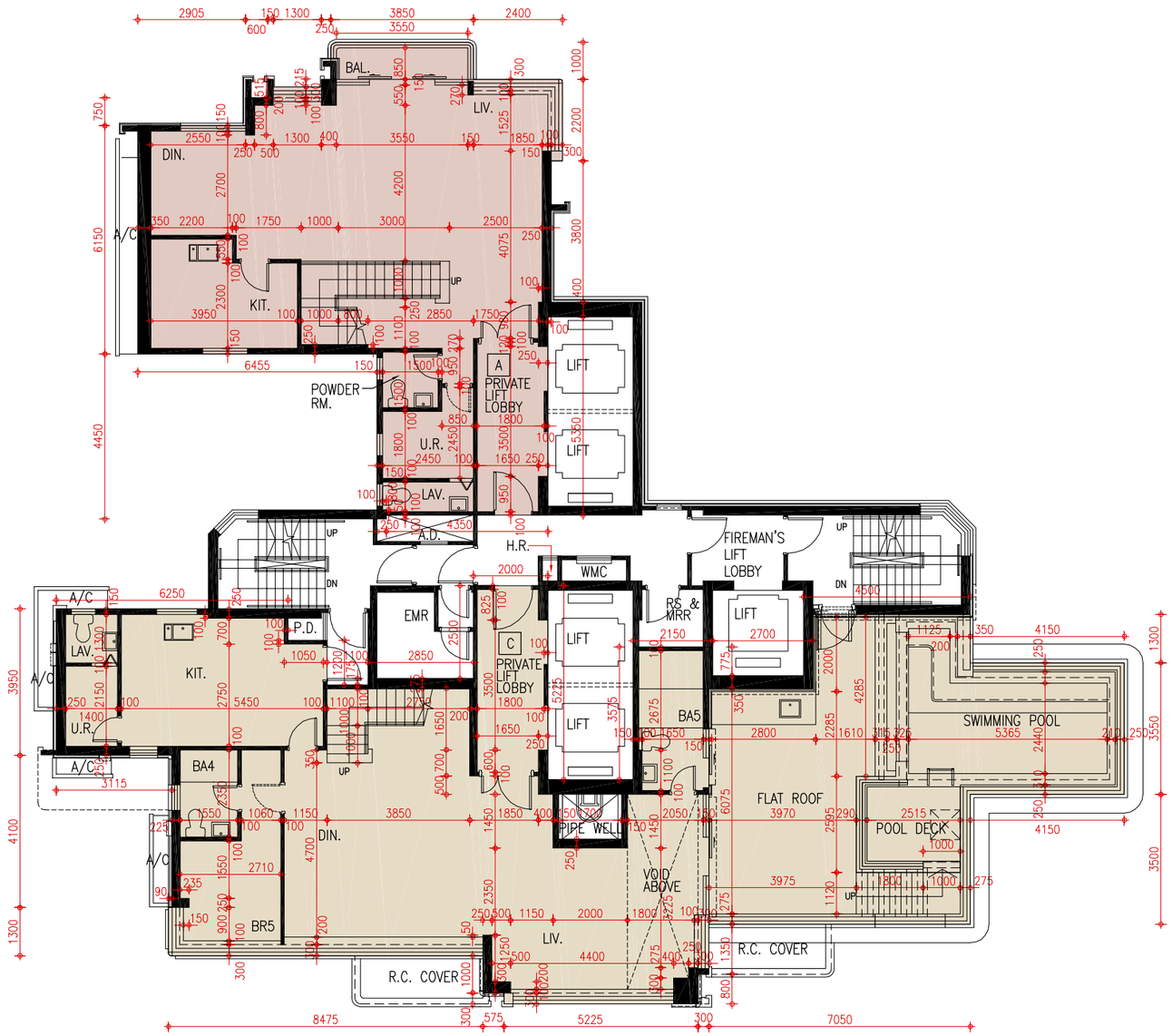

Scale 比例尺: 0 1 2 3 4 5 10

Metres米

FLOOR PLANS OF RESIDENTIAL PROPERTIES IN THE PHASE
期數的住宅物業的樓面平面圖

1. The dimensions of floor plans are all structural dimensions in millimetre.
2. As provided in the approved building plans for the Phase, the floor-to-floor height of each residential property: 3190mm, 3240mm and 3500mm.
3. As provided in the approved building plans for the Phase, the thickness of the floor slabs (excluding plaster) of each residential property: 150mm, 175mm and 200mm.
4. The internal areas of the residential properties on the upper floors will generally be slightly larger than those on the lower floors because of reducing thickness of the structural walls on the upper floors.
5. Please refer to P.21 of this sales brochure for remarks and legend of terms and abbreviations shown on this floor plan.

1. 樓面平面圖之尺規所列數字為以毫米標示之建築結構尺寸。
2. 按期數經批准的建築圖則所規定，每個住宅物業的層與層之間的高度: 3190毫米、3240毫米和3500毫米。
3. 按期數經批准的建築圖則所規定，每個住宅物業的樓板 (不包括灰泥)的厚度: 150毫米、175毫米和200毫米。
4. 因住宅物業的較高樓層的結構牆的厚度遞減，較高樓層的內部面積，一般比較低樓層的內部面積稍大。
5. 請參閱本售樓說明書第21頁之附註及圖例以協助解讀此部分的平面圖及其顯示之名詞及簡稱。

Tower 8 31/F Floor Plan

第8座 31樓樓面平面圖

N

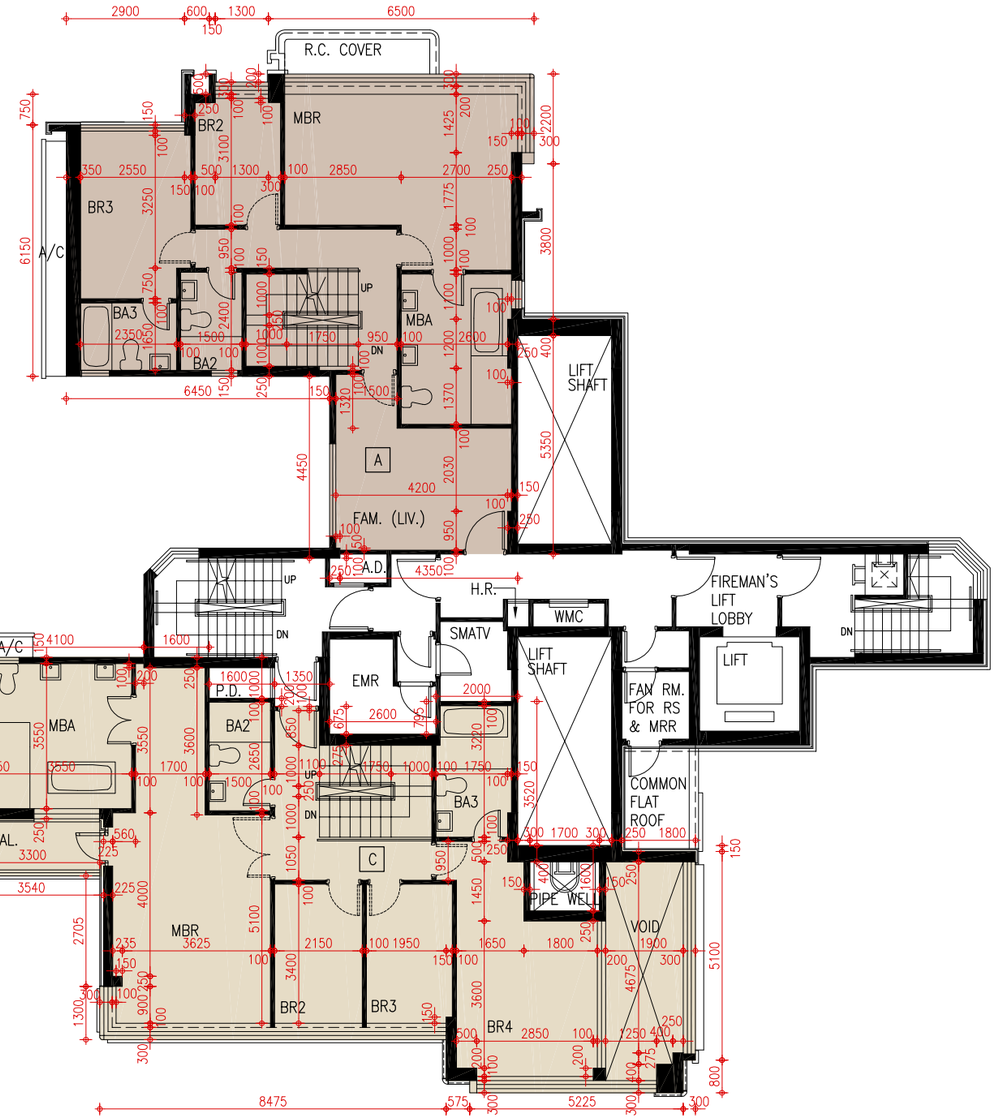

Scale 比例尺: 0 1 2 3 4 5 10

Metres米

FLOOR PLANS OF RESIDENTIAL PROPERTIES IN THE PHASE
期數的住宅物業的樓面平面圖

1. The dimensions of floor plans are all structural dimensions in millimetre.
2. As provided in the approved building plans for the Phase, the floor-to-floor height of each residential property: 3140mm.
3. As provided in the approved building plans for the Phase, the thickness of the floor slabs (excluding plaster) of each residential property: 150mm and 200mm.
4. The internal areas of the residential properties on the upper floors will generally be slightly larger than those on the lower floors because of reducing thickness of the structural walls on the upper floors.
5. Please refer to P.21 of this sales brochure for remarks and legend of terms and abbreviations shown on this floor plan.

1. 樓面平面圖之尺規所列數字為以毫米標示之建築結構尺寸。
2. 按期數經批准的建築圖則所規定，每個住宅物業的層與層之間的高度: 3140毫米。
3. 按期數經批准的建築圖則所規定，每個住宅物業的樓板 (不包括灰泥)的厚度: 150毫米和200毫米。
4. 因住宅物業的較高樓層的結構牆的厚度遞減，較高樓層的內部面積，一般比較低樓層的內部面積稍大。
5. 請參閱本售樓說明書第21頁之附註及圖例以協助解讀此部分的平面圖及其顯示之名詞及簡稱。

Tower 8 Roof Plan
第8座 天台樓面平面圖

N

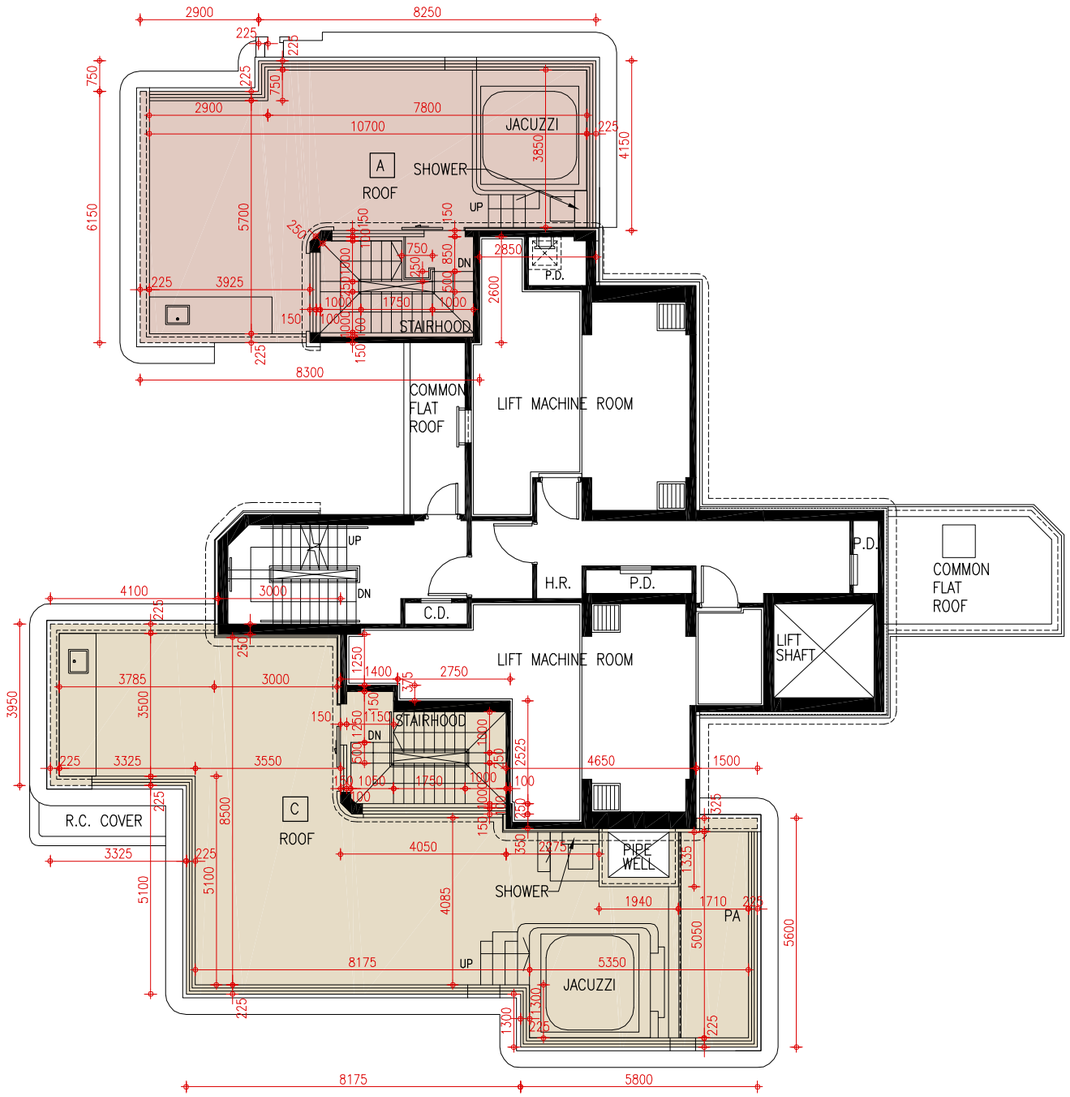

Scale 比例尺: 0 1 2 3 4 5 10
Metres米