

# FLOOR PLANS OF RESIDENTIAL PROPERTIES IN THE DEVELOPMENT

## 發展項目的住宅物業的樓面平面圖

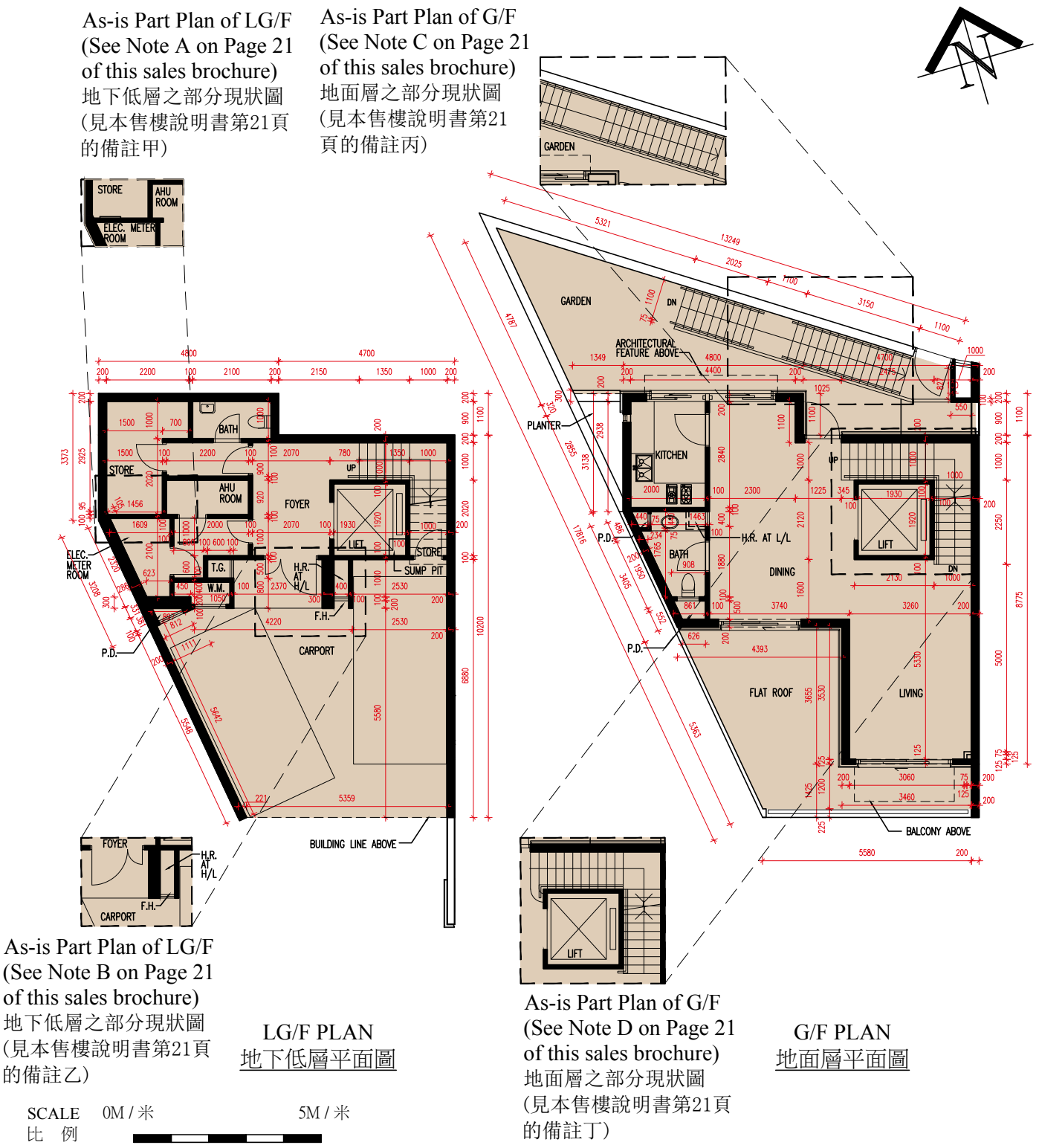


### HOUSE 洋房 1

- Notes:
- The dimensions of the floor plans are all structural dimensions in millimetre.
  - Please refer to page 68 of this sales brochure for legend of the terms and abbreviations shown on the floor plans.
  - There may be architectural features and/or exposed pipes on external walls of some of the floors. Please refer to the latest approved building plans for details.
  - The indications of fittings such as sinks, toilet closets, bathtubs, wash basins, etc. shown on the floor plans are indications of their approximate locations only and not indication of their actual size, design and shape.
  - The internal areas of the residential properties on the upper floors will generally be slightly larger than those on the lower floors because of the reducing thickness of the structural walls on the upper floors. (Not applicable)

- 備註：
- 樓面平面圖所列之數字為以毫米標示之建築結構尺寸。
  - 平面圖中顯示之名詞及簡稱請參閱本售樓說明書第68頁。
  - 部份樓層外牆範圍設有建築裝飾及/或外露喉管。詳情請參閱最新的經批准建築圖則。
  - 平面圖所示之裝置如洗滌盆、坐廁、浴缸、面盆等僅供展示其大約位置而非展示其實際大小、設計及形狀。
  - 因住宅物業的較高樓層的結構牆的厚度遞減，較高樓層的內部面積，一般比較低樓層的內部面積稍大。(不適用)

Floor 樓層	The thickness of the floor slab (excluding plaster) of House 1 (mm) 洋房 1 的樓板 (不包括灰泥) 的厚度 (毫米)	The floor-to-floor height of House 1 (mm) 洋房 1 的層與層之間的高度 (毫米)
LG/F 地下低層	200	3050, 3200
G/F 地面層	150, 180, 450	3800, 4000
1/F 一樓	150	3500
2/F 二樓	150	3500
Roof 天台	150	2800, 5000
Top Roof 上層天台	Not Applicable 不適用	Not Applicable 不適用





# FLOOR PLANS OF RESIDENTIAL PROPERTIES IN THE DEVELOPMENT

## 發展項目的住宅物業的樓面平面圖

### Notes:

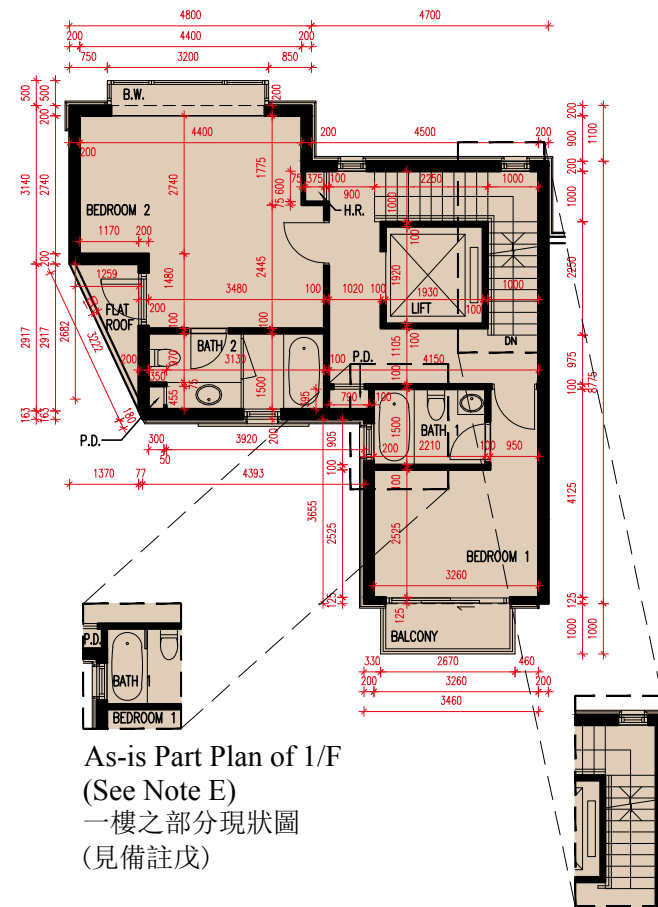
The following alterations to the latest approved building plans are by way of exempted works under the Buildings Ordinance:

- A. Adjustments have been made to the partition wall between Electrical Meter Room and Store Room.
- B. Adjustments have been made to House Main Entrance door and access door to fire hydrant and hose reel.
- C. Adjustments have been made to handrail of staircase.
- D. Adjustments have been made to handrail and the stairs of staircase.
- E. A glass partition has been added to bathtub.
- F. The original Dog House has been removed and replaced by a new Dog House of different dimensions.

### 備註：

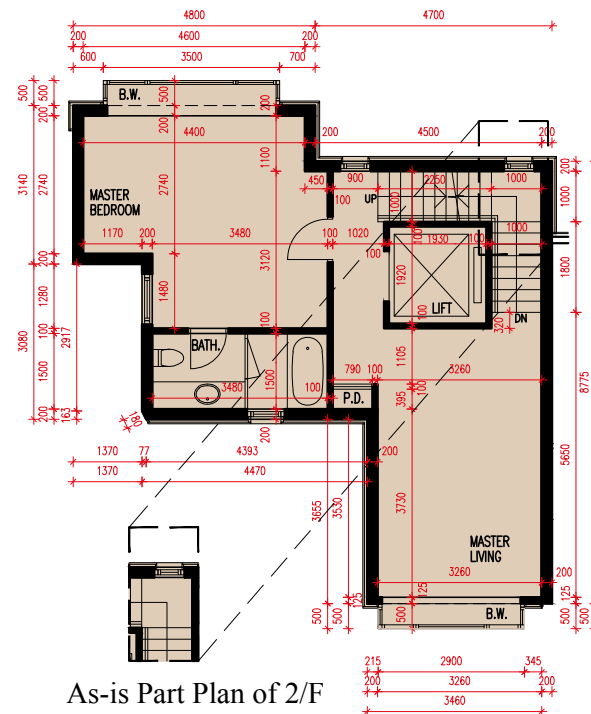
下列對最近期的經批准建築圖則的改動屬於《建築物條例》下的豁免工程：

- 甲. 電掣房及儲物房之間的間隔牆已被改動。
- 乙. 洋房入口的門及消防栓和消防喉轆的生口門已被改動。
- 丙. 樓梯扶手已被改動。
- 丁. 樓梯扶手及梯級已被改動。
- 戊. 浴缸已加建玻璃間隔。
- 己. 原來的管道房已拆除及以不同尺寸的新管道房取代。



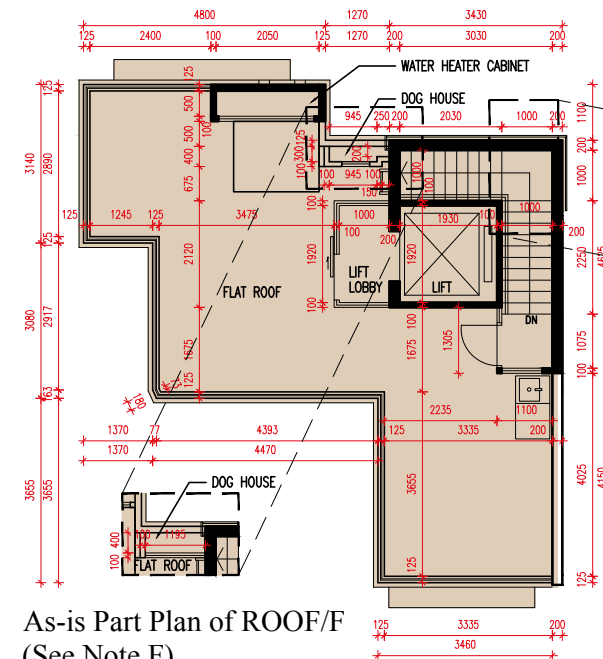
As-is Part Plan of 1/F  
(See Note E)  
一樓之部分現狀圖  
(見備註戊)

1/F PLAN  
一樓平面圖



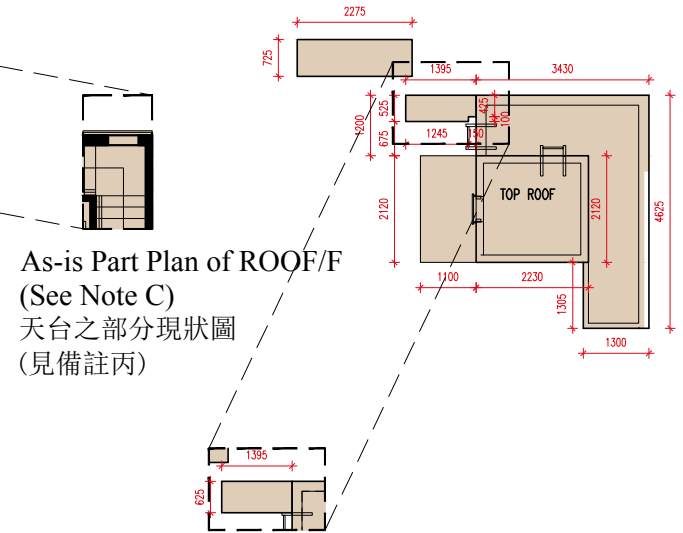
As-is Part Plan of 2/F  
(See Note C)  
二樓之部分現狀圖  
(見備註丙)

2/F PLAN  
二樓平面圖



As-is Part Plan of ROOF/F  
(See Note F)  
天台之部分現狀圖  
(見備註己)

ROOF/F PLAN  
天台平面圖



As-is Part Plan of ROOF/F  
(See Note C)  
天台之部分現狀圖  
(見備註丙)

As-is Part Plan of TOP ROOF/F  
(See Note F)  
上層天台之部分現狀圖  
(見備註己)

TOP ROOF/F PLAN  
上層天台平面圖

SCALE 0M / 米 5M / 米  
比 例

# FLOOR PLANS OF RESIDENTIAL PROPERTIES IN THE DEVELOPMENT

## 發展項目的住宅物業的樓面平面圖



### HOUSE 洋房 2

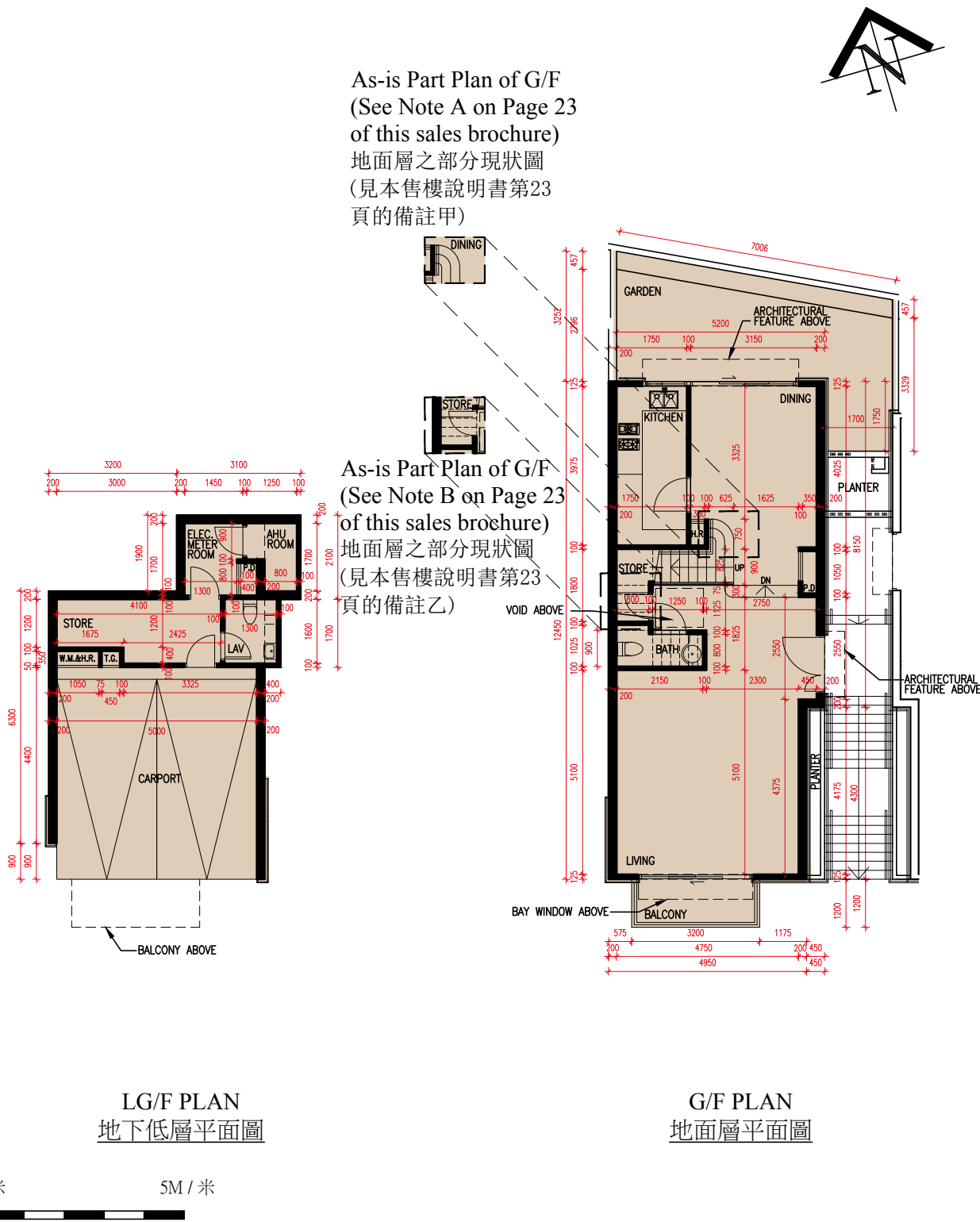
Notes:

1. The dimensions of the floor plans are all structural dimensions in millimetre.
2. Please refer to page 68 of this sales brochure for legend of the terms and abbreviations shown on the floor plans.
3. There may be architectural features and/or exposed pipes on external walls of some of the floors. Please refer to the latest approved building plans for details.
4. The indications of fittings such as sinks, toilet closets, bathtubs, wash basins, etc. shown on the floor plans are indications of their approximate locations only and not indication of their actual size, design and shape.
5. The internal areas of the residential properties on the upper floors will generally be slightly larger than those on the lower floors because of the reducing thickness of the structural walls on the upper floors. (Not applicable)

備註：

1. 樓面平面圖所列之數字為以毫米標示之建築結構尺寸。
2. 平面圖中顯示之名詞及簡稱請參閱本售樓說明書第68頁。
3. 部份樓層外牆範圍設有建築裝飾及/或外露喉管。詳情請參閱最新的經批准建築圖則。
4. 平面圖所示之裝置如洗滌盆、坐廁、浴缸、面盆等僅供展示其大約位置而非展示其實際大小、設計及形狀。
5. 因住宅物業的較高樓層的結構牆的厚度遞減，較高樓層的內部面積，一般比較低樓層的內部面積稍大。(不適用)

Floor 樓層	The thickness of the floor slab (excluding plaster) of House 2 (mm) 洋房 2 的樓板 (不包括灰泥) 的厚度 (毫米)	The floor-to-floor height of House 2 (mm) 洋房 2 的層與層之間的高度 (毫米)
LG/F 地下低層	200	3000, 3150
G/F 地面層	150, 350	3700, 4000
1/F 一樓	150	3300, 3500
2/F 二樓	150	3500
Roof 天台	150	2800
Top Roof 上層天台	Not Applicable 不適用	Not Applicable 不適用







# FLOOR PLANS OF RESIDENTIAL PROPERTIES IN THE DEVELOPMENT

## 發展項目的住宅物業的樓面平面圖

### Notes:

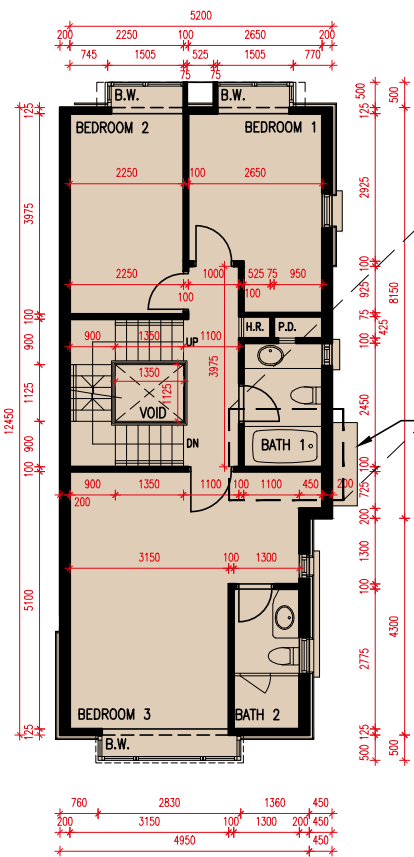
The following alterations to the latest approved building plans are by way of exempted works under the Buildings Ordinance:

- A. Adjustments have been made to handrail of staircase.
- B. The original block wall and door of Store Room have been removed and replaced by a block wall and a door of different dimensions.
- C. A glass partition has been added to the bathtub.
- D. The sliding door has been replaced by a swing door at the shower cubicle.
- E. The original Dog House has been removed and replaced by a new Dog House of different dimensions.

### 備註：

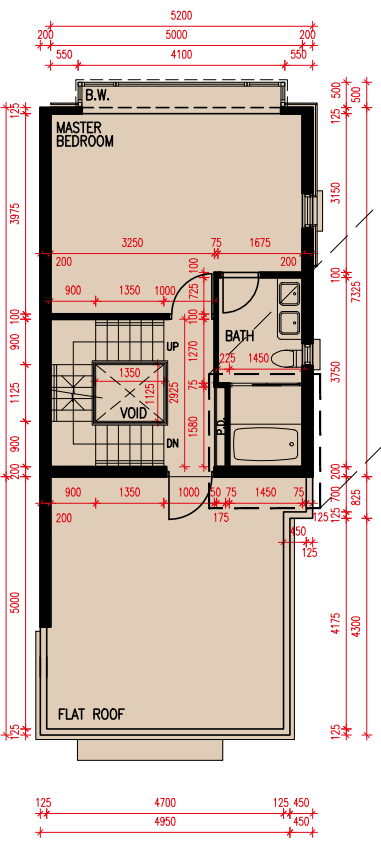
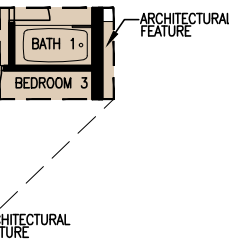
下列對最近期的經批准建築圖則的改動屬於《建築物條例》下的豁免工程：

- 甲. 樓梯扶手已被改動。
- 乙. 原來的儲物房的間隔牆連門已拆除及以不同尺寸的間隔牆連門取代。
- 丙. 浴缸已加建玻璃間隔。
- 丁. 淋浴間的趟門已由掩門取代。
- 戊. 原來的管道房已拆除及以不同尺寸的新管道房取代。



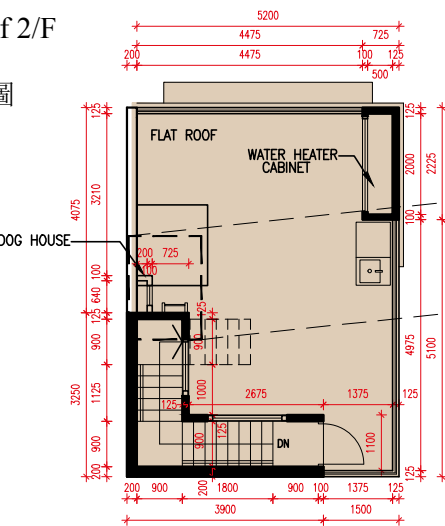
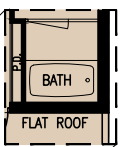
1/F PLAN  
一樓平面圖

As-is Part Plan of 1/F  
(See Note C)  
一樓之部分現狀圖  
(見備註丙)



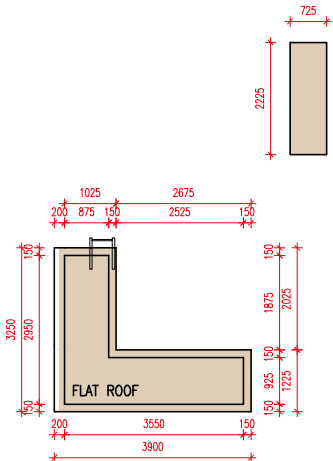
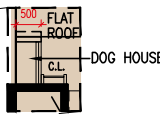
2/F PLAN  
二樓平面圖

As-is Part Plan of 2/F  
(See Note D)  
二樓之部分現狀圖  
(見備註丁)



ROOF/F PLAN  
天台平面圖

As-is Part Plan of ROOF/F  
(See Note E)  
天台之部分現狀圖  
(見備註戊)



TOP ROOF/F PLAN  
上層天台平面圖

SCALE 0M / 米 5M / 米  
比 例





# FLOOR PLANS OF RESIDENTIAL PROPERTIES IN THE DEVELOPMENT

## 發展項目的住宅物業的樓面平面圖

### Notes:

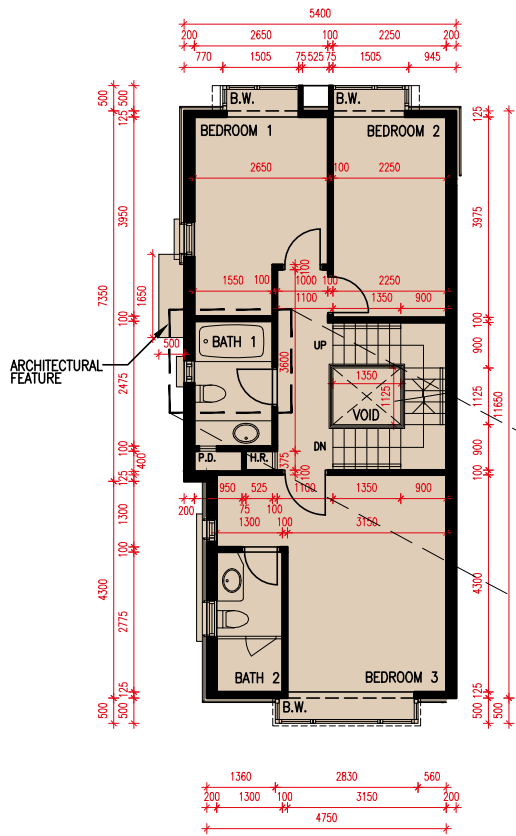
The following alterations to the latest approved building plans are by way of exempted works under the Buildings Ordinance:

- A. Adjustments have been made to handrail of staircase.
- B. The original block wall and door of Store Room have been removed and replaced by a block wall and a door of different dimensions.
- C. A glass partition has been added to the bathtub.
- D. The sliding door has been replaced by a swing door at the shower cubicle.
- E. The original Dog House has been removed and replaced by a new Dog House of different dimensions.

### 備註：

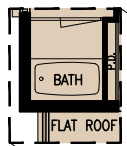
下列對最近期的經批准建築圖則的改動屬於《建築物條例》下的豁免工程：

- 甲. 樓梯扶手已被改動。
- 乙. 原來的儲物房的間隔牆連門已拆除及以不同尺寸的間隔牆連門取代。
- 丙. 浴缸已加建玻璃間隔。
- 丁. 淋浴間的趟門已由掩門取代。
- 戊. 原來的管道房已拆除及以不同尺寸的新管道房取代。

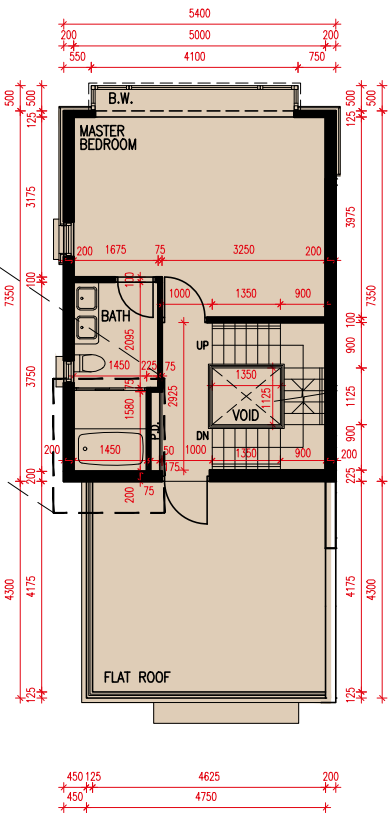


1/F PLAN  
一樓平面圖

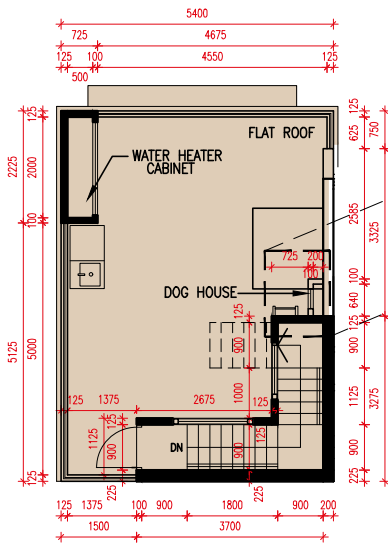
As-is Part Plan of 2/F  
(See Note D)  
二樓之部分現狀圖  
(見備註丁)



As-is Part Plan of 1/F  
(See Note C)  
一樓之部分現狀圖  
(見備註丙)

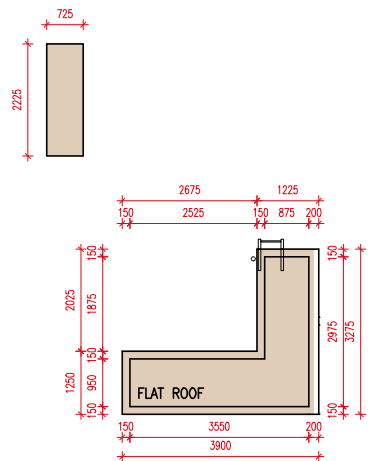
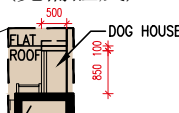


2/F PLAN  
二樓平面圖



ROOF/F PLAN  
天台平面圖

As-is Part Plan of ROOF/F  
(See Note E)  
天台之部分現狀圖  
(見備註戊)



TOP ROOF/F PLAN  
上層天台平面圖

SCALE 0M / 米 5M / 米  
比 例

# FLOOR PLANS OF RESIDENTIAL PROPERTIES IN THE DEVELOPMENT

## 發展項目的住宅物業的樓面平面圖



### HOUSE 洋房 5

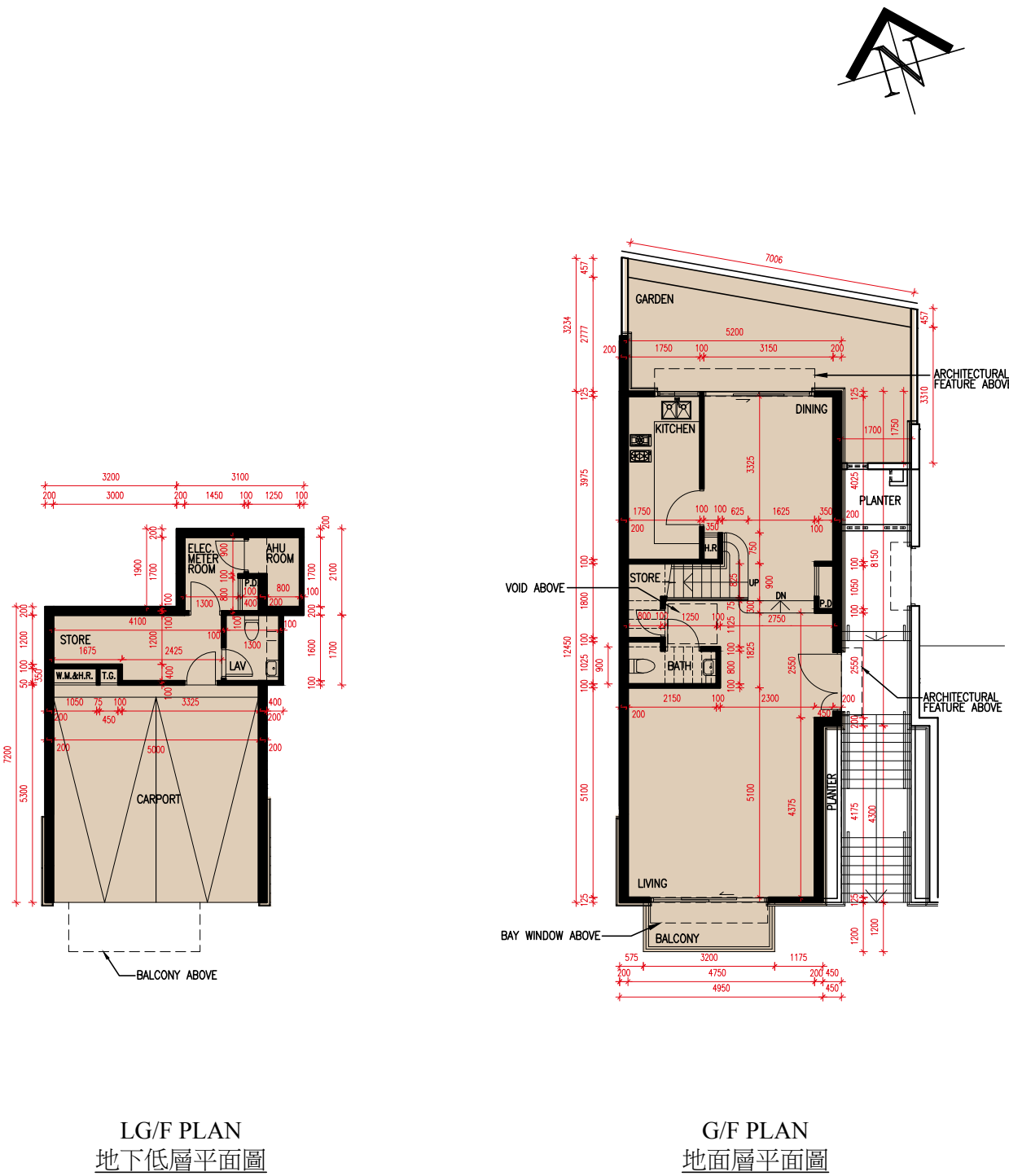
Note:

1. The dimensions of the floor plans are all structural dimensions in millimetre.
2. Please refer to page 68 of this sales brochure for legend of the terms and abbreviations shown on the floor plans.
3. There may be architectural features and/or exposed pipes on external walls of some of the floors. Please refer to the latest approved building plans for details.
4. The indications of fittings such as sinks, toilet closets, bathtubs, wash basins, etc. shown on the floor plans are indications of their approximate locations only and not indication of their actual size, design and shape.
5. The internal areas of the residential properties on the upper floors will generally be slightly larger than those on the lower floors because of the reducing thickness of the structural walls on the upper floors. (Not applicable)

備註：

1. 樓面平面圖所列之數字為以毫米標示之建築結構尺寸。
2. 平面圖中顯示之名詞及簡稱請參閱本售樓說明書第68頁。
3. 部份樓層外牆範圍設有建築裝飾及/或外露喉管。詳情請參閱最新的經批准建築圖則。
4. 平面圖所示之裝置如洗滌盆、坐廁、浴缸、面盆等僅供展示其大約位置而非展示其實際大小、設計及形狀。
5. 因住宅物業的較高樓層的結構牆的厚度遞減，較高樓層的內部面積，一般比較低樓層的內部面積稍大。(不適用)

Floor 樓層	The thickness of the floor slab (excluding plaster) of House 5 (mm) 洋房 5 的樓板 (不包括灰泥) 的厚度 (毫米)	The floor-to-floor height of House 5 (mm) 洋房 5 的層與層之間的高度 (毫米)
LG/F 地下低層	200	3000, 3150
G/F 地面層	150, 350	3700, 4000
1/F 一樓	150	3300, 3500
2/F 二樓	150	3500
Roof 天台	150	2800
Top Roof 上層天台	Not Applicable 不適用	Not Applicable 不適用



SCALE 0M / 米 5M / 米  
比 例





# FLOOR PLANS OF RESIDENTIAL PROPERTIES IN THE DEVELOPMENT

## 發展項目的住宅物業的樓面平面圖

### Notes:

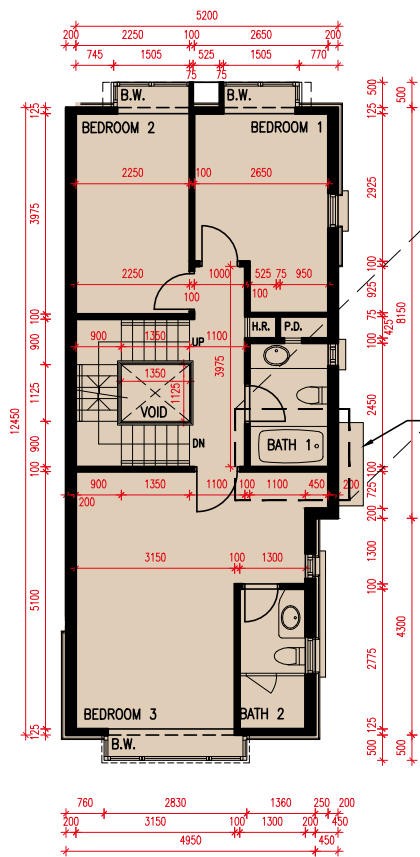
The following alterations to the latest approved building plans are by way of exempted works under the Buildings Ordinance:

- A. Adjustments have been made to handrail of staircase.
- B. The original block wall and door of Store Room have been removed and replaced by a block wall and a door of different dimensions.
- C. A glass partition has been added to the bathtub.
- D. The sliding door has been replaced by a swing door at the shower cubicle.
- E. The original Dog House has been removed and replaced by a new Dog House of different dimensions.

### 備註：

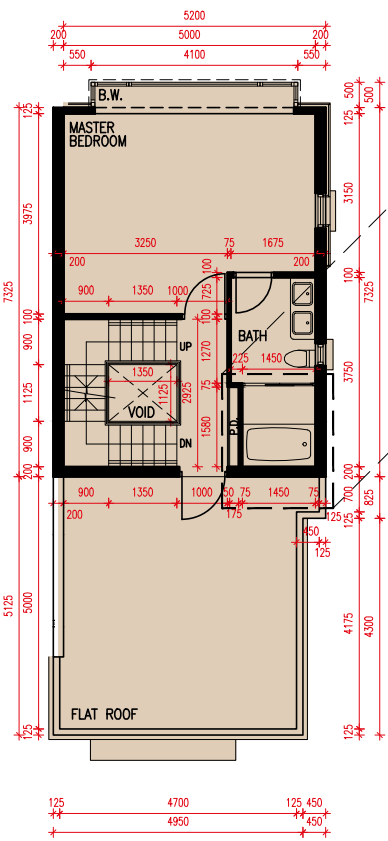
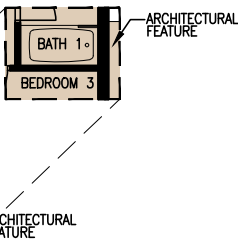
下列對最近期的經批准建築圖則的改動屬於《建築物條例》下的豁免工程：

- 甲. 樓梯扶手已被改動。
- 乙. 原來的儲物房的間隔牆連門已拆除及以不同尺寸的間隔牆連門取代。
- 丙. 浴缸已加建玻璃間隔。
- 丁. 淋浴間的趟門已由掩門取代。
- 戊. 原來的管道房已拆除及以不同尺寸的新管道房取代。



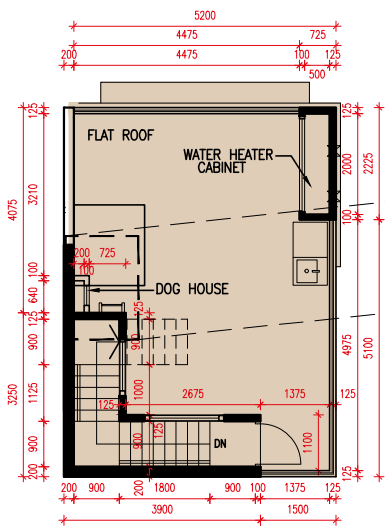
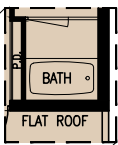
1/F PLAN  
一樓平面圖

As-is Part Plan of 1/F  
(See Note C)  
一樓之部分現狀圖  
(見備註丙)



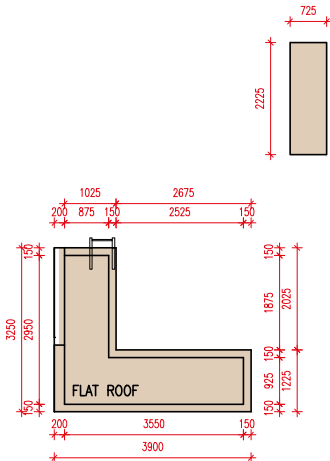
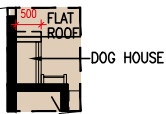
2/F PLAN  
二樓平面圖

As-is Part Plan of 2/F  
(See Note D)  
二樓之部分現狀圖  
(見備註丁)



ROOF/F PLAN  
天台平面圖

As-is Part Plan of ROOF/F  
(See Note E)  
天台之部分現狀圖  
(見備註戊)



TOP ROOF/F PLAN  
上層天台平面圖

SCALE 0M / 米 5M / 米  
比 例



# FLOOR PLANS OF RESIDENTIAL PROPERTIES IN THE DEVELOPMENT

## 發展項目的住宅物業的樓面平面圖



### HOUSE 洋房 6

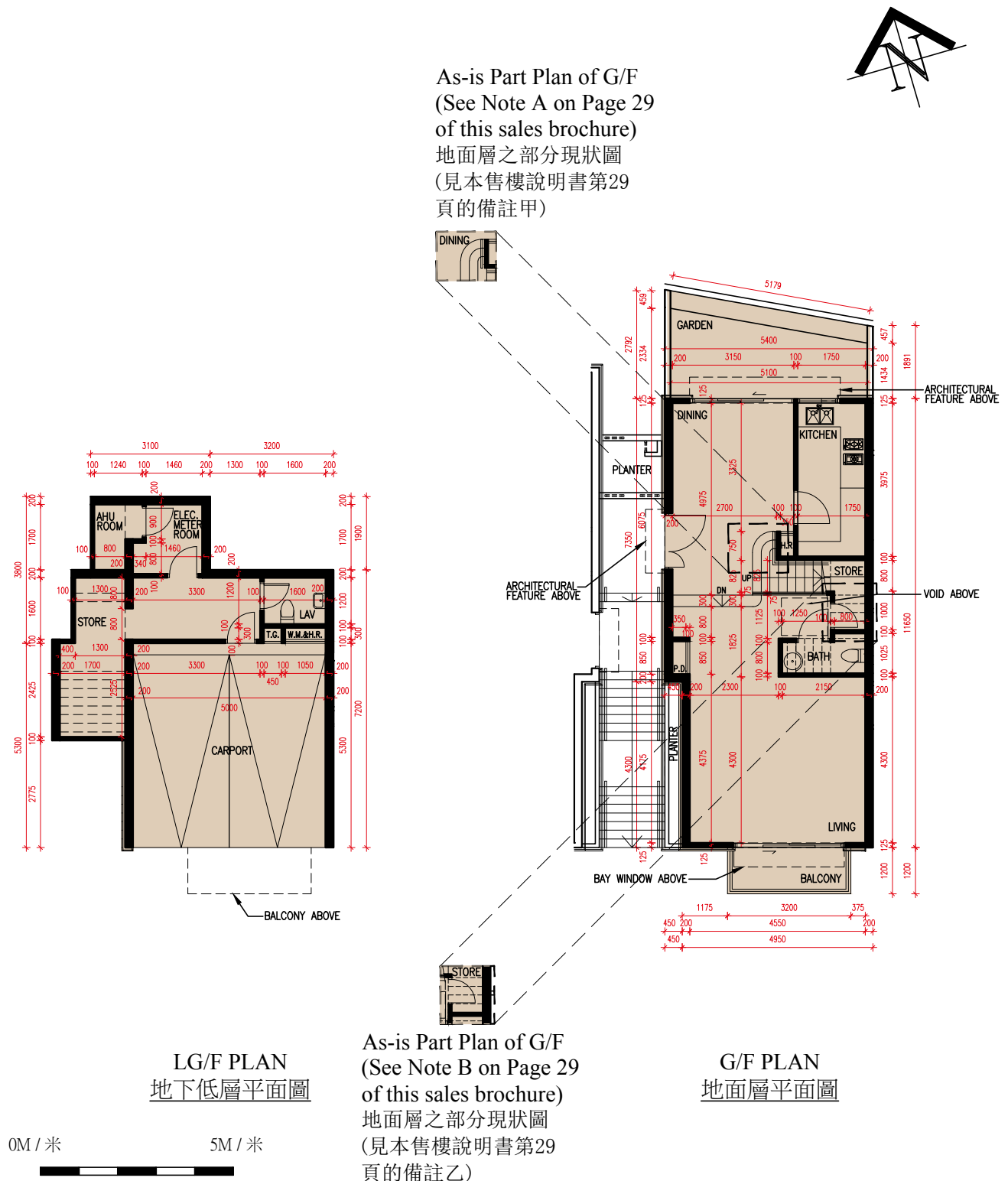
Notes:

1. The dimensions of the floor plans are all structural dimensions in millimetre.
2. Please refer to page 68 of this sales brochure for legend of the terms and abbreviations shown on the floor plans.
3. There may be architectural features and/or exposed pipes on external walls of some of the floors. Please refer to the latest approved building plans for details.
4. The indications of fittings such as sinks, toilet closets, bathtubs, wash basins, etc. shown on the floor plans are indications of their approximate locations only and not indication of their actual size, design and shape.
5. The internal areas of the residential properties on the upper floors will generally be slightly larger than those on the lower floors because of the reducing thickness of the structural walls on the upper floors. (Not applicable)

備註：

1. 樓面平面圖所列之數字為以毫米標示之建築結構尺寸。
2. 平面圖中顯示之名詞及簡稱請參閱本售樓說明書第68頁。
3. 部份樓層外牆範圍設有建築裝飾及/或外露喉管。詳情請參閱最新的經批准建築圖則。
4. 平面圖所示之裝置如洗滌盆、坐廁、浴缸、面盆等僅供展示其大約位置而非展示其實際大小、設計及形狀。
5. 因住宅物業的較高樓層的結構牆的厚度遞減，較高樓層的內部面積，一般比較低樓層的內部面積稍大。(不適用)

Floor 樓層	The thickness of the floor slab (excluding plaster) of House 6 (mm) 洋房 6 的樓板 (不包括灰泥) 的厚度 (毫米)	The floor-to-floor height of House 6 (mm) 洋房 6 的層與層之間的高度 (毫米)
LG/F 地下低層	200	3000, 3150
G/F 地面層	150, 350	3700, 4000
1/F 一樓	150	3300, 3500
2/F 二樓	150	3500
Roof 天台	150	2800
Top Roof 上層天台	Not Applicable 不適用	Not Applicable 不適用





# FLOOR PLANS OF RESIDENTIAL PROPERTIES IN THE DEVELOPMENT

## 發展項目的住宅物業的樓面平面圖

### Notes:

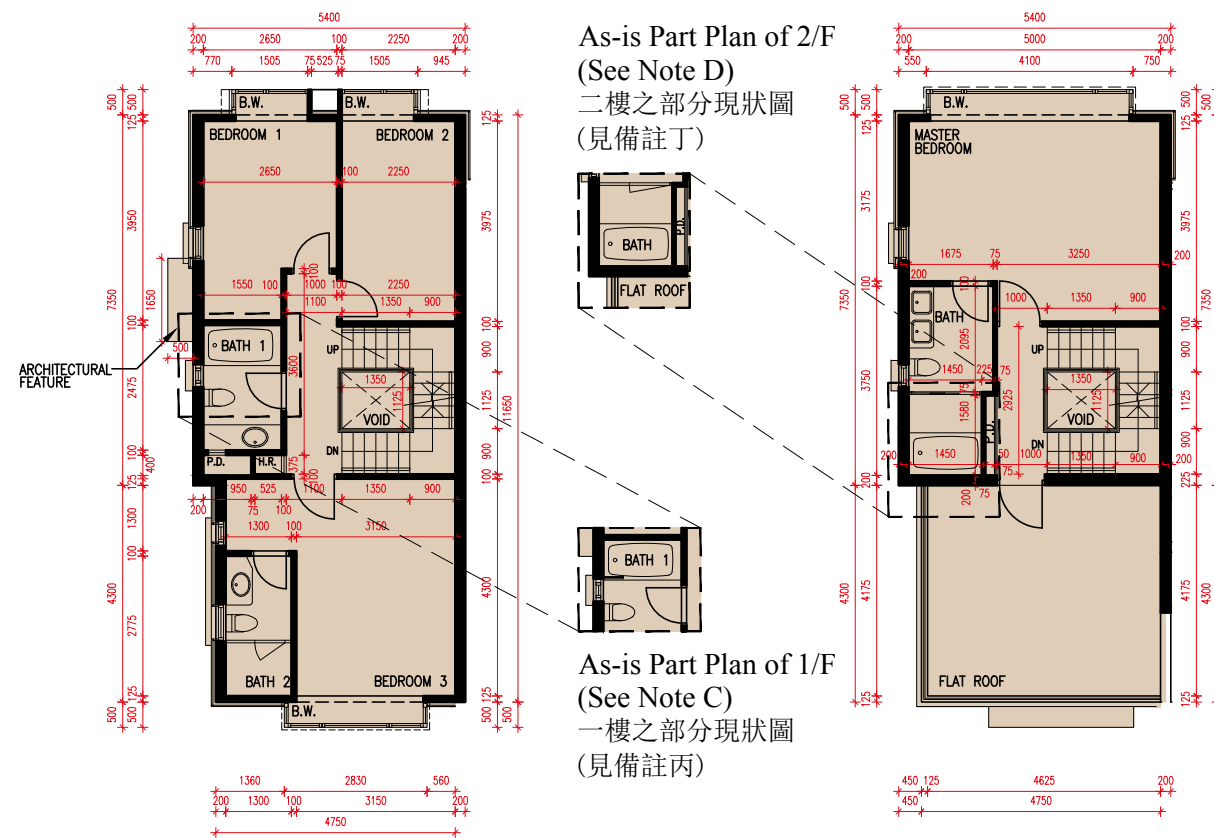
The following alterations to the latest approved building plans are by way of exempted works under the Buildings Ordinance:

- A. Adjustments have been made to handrail of staircase.
- B. The original block wall and door of Store Room have been removed and replaced by a block wall and a door of different dimensions.
- C. A glass partition has been added to the bathtub.
- D. The sliding door has been replaced by a swing door at the shower cubicle.
- E. The original Dog House has been removed and replaced by a new Dog House of different dimensions.

### 備註：

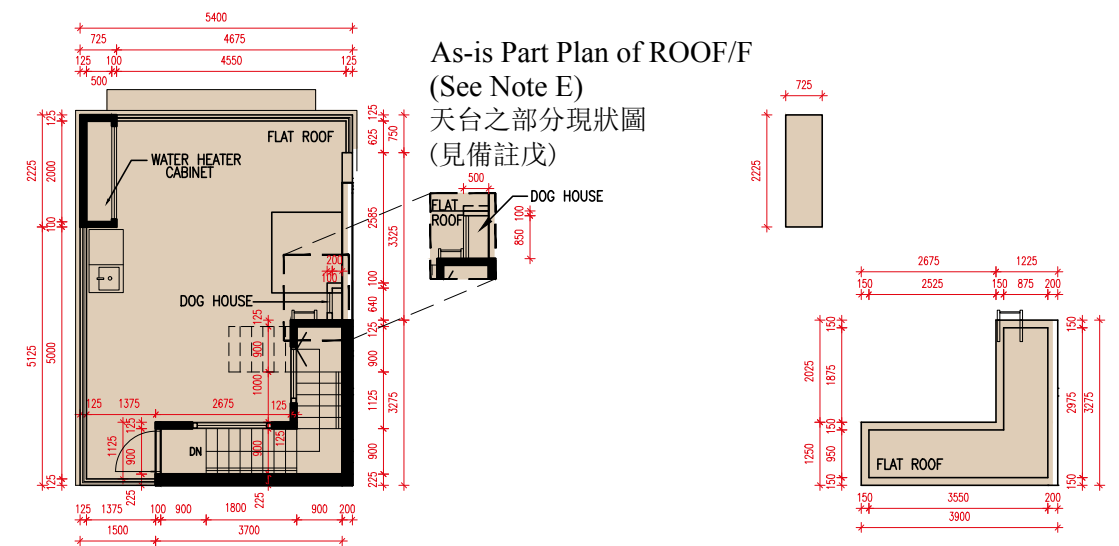
下列對最近期的經批准建築圖則的改動屬於《建築物條例》下的豁免工程：

- 甲. 樓梯扶手已被改動。
- 乙. 原來的儲物房的間隔牆連門已拆除及以不同尺寸的間隔牆連門取代。
- 丙. 浴缸已加建玻璃間隔。
- 丁. 淋浴間的趟門已由掩門取代。
- 戊. 原來的管道房已拆除及以不同尺寸的新管道房取代。



1/F PLAN  
一樓平面圖

2/F PLAN  
二樓平面圖



ROOF/F PLAN  
天台平面圖

TOP ROOF/F PLAN  
上層天台平面圖

SCALE 0M / 米 5M / 米  
比 例

# FLOOR PLANS OF RESIDENTIAL PROPERTIES IN THE DEVELOPMENT

## 發展項目的住宅物業的樓面平面圖



### HOUSE 洋房 7

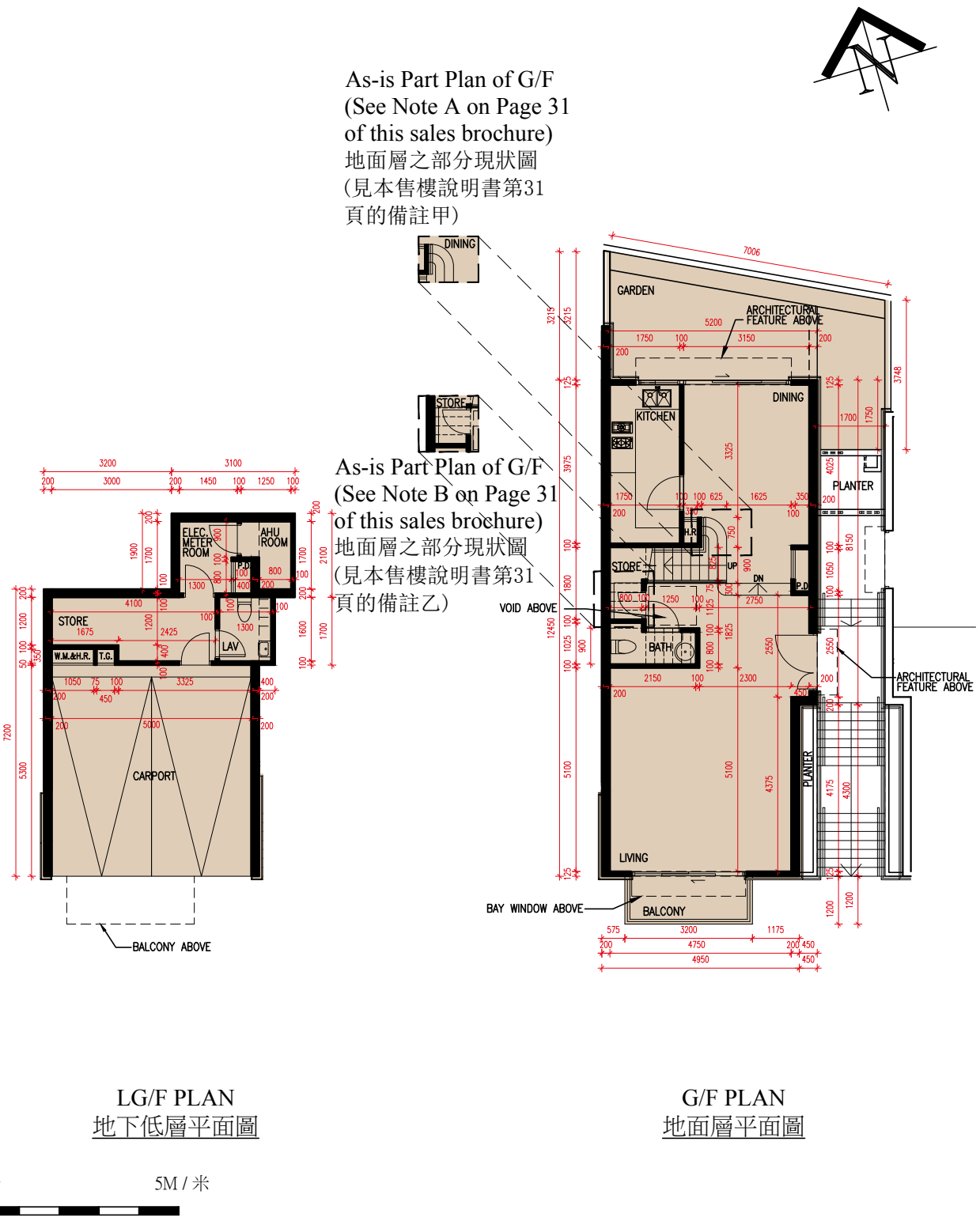
Notes:

1. The dimensions of the floor plans are all structural dimensions in millimetre.
2. Please refer to page 68 of this sales brochure for legend of the terms and abbreviations shown on the floor plans.
3. There may be architectural features and/or exposed pipes on external walls of some of the floors. Please refer to the latest approved building plans for details.
4. The indications of fittings such as sinks, toilet closets, bathtubs, wash basins, etc. shown on the floor plans are indications of their approximate locations only and not indication of their actual size, design and shape.
5. The internal areas of the residential properties on the upper floors will generally be slightly larger than those on the lower floors because of the reducing thickness of the structural walls on the upper floors. (Not applicable)

備註：

1. 樓面平面圖所列之數字為以毫米標示之建築結構尺寸。
2. 平面圖中顯示之名詞及簡稱請參閱本售樓說明書第68頁。
3. 部份樓層外牆範圍設有建築裝飾及/或外露喉管。詳情請參閱最新的經批准建築圖則。
4. 平面圖所示之裝置如洗滌盆、坐廁、浴缸、面盆等僅供展示其大約位置而非展示其實際大小、設計及形狀。
5. 因住宅物業的較高樓層的結構牆的厚度遞減，較高樓層的內部面積，一般比較低樓層的內部面積稍大。(不適用)

Floor 樓層	The thickness of the floor slab (excluding plaster) of House 7 (mm) 洋房 7 的樓板 (不包括灰泥) 的厚度 (毫米)	The floor-to-floor height of House 7 (mm) 洋房 7 的層與層之間的高度 (毫米)
LG/F 地下低層	200	3000, 3150
G/F 地面層	150, 350	3700, 4000
1/F 一樓	150	3300, 3500
2/F 二樓	150	3500
Roof 天台	150	2800
Top Roof 上層天台	Not Applicable 不適用	Not Applicable 不適用





# FLOOR PLANS OF RESIDENTIAL PROPERTIES IN THE DEVELOPMENT

## 發展項目的住宅物業的樓面平面圖

### Notes:

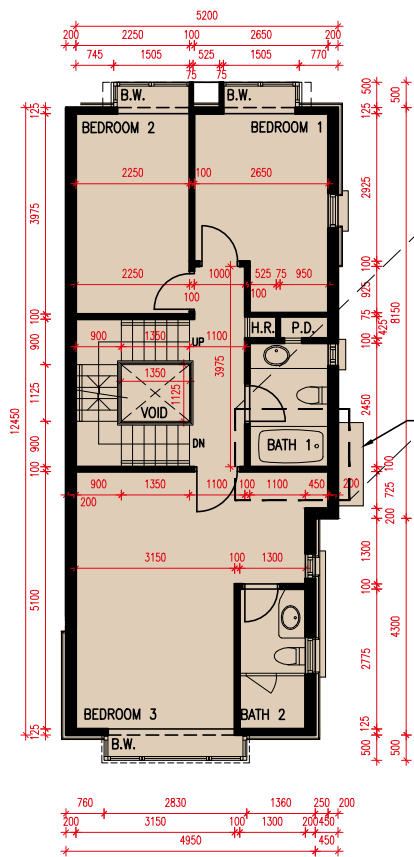
The following alterations to the latest approved building plans are by way of exempted works under the Buildings Ordinance:

- A. Adjustments have been made to handrail of staircase.
- B. The original block wall and door of Store Room have been removed and replaced by a block wall and a door of different dimensions.
- C. A glass partition has been added to the bathtub.
- D. The sliding door has been replaced by a swing door at the shower cubicle.
- E. The original Dog House has been removed and replaced by a new Dog House of different dimensions.

### 備註：

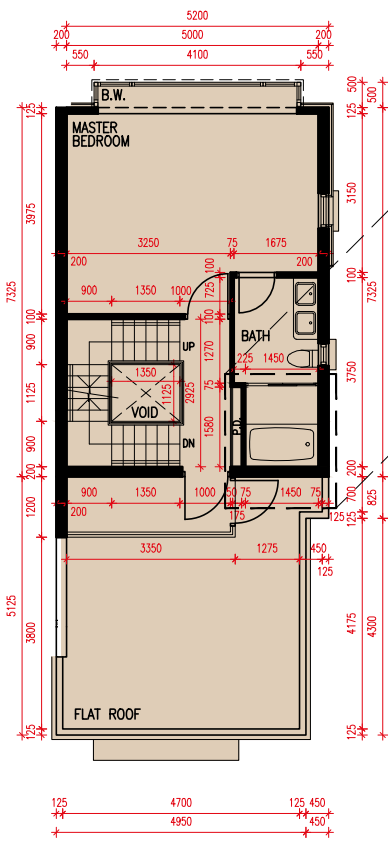
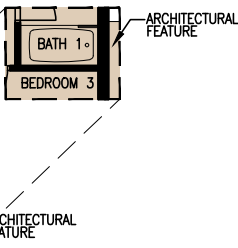
下列對最近期的經批准建築圖則的改動屬於《建築物條例》下的豁免工程：

- 甲. 樓梯扶手已被改動。
- 乙. 原來的儲物房的間隔牆連門已拆除及以不同尺寸的間隔牆連門取代。
- 丙. 浴缸已加建玻璃間隔。
- 丁. 淋浴間的趟門已由掩門取代。
- 戊. 原來的管道房已拆除及以不同尺寸的新管道房取代。



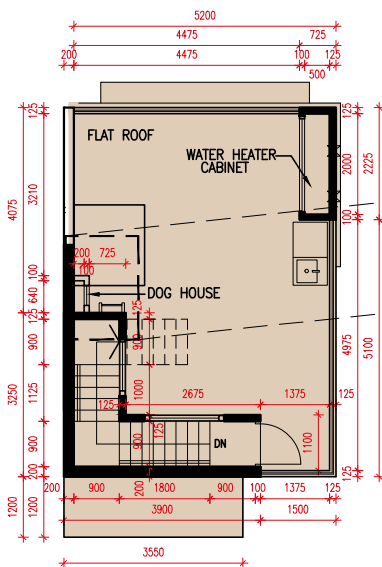
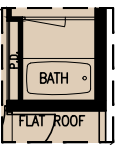
1/F PLAN  
一樓平面圖

As-is Part Plan of 1/F  
(See Note C)  
一樓之部分現狀圖  
(見備註丙)



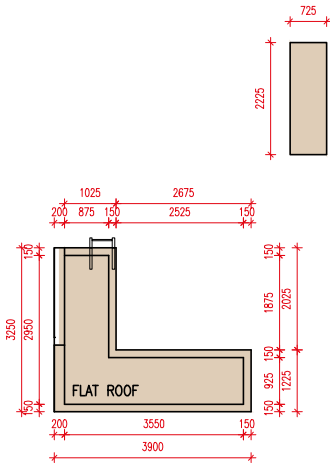
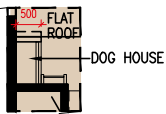
2/F PLAN  
二樓平面圖

As-is Part Plan of 2/F  
(See Note D)  
二樓之部分現狀圖  
(見備註丁)



ROOF/F PLAN  
天台平面圖

As-is Part Plan of ROOF/F  
(See Note E)  
天台之部分現狀圖  
(見備註戊)



TOP ROOF/F PLAN  
上層天台平面圖

SCALE 0M / 米 5M / 米  
比 例





# FLOOR PLANS OF RESIDENTIAL PROPERTIES IN THE DEVELOPMENT

## 發展項目的住宅物業的樓面平面圖



### HOUSE 洋房 8

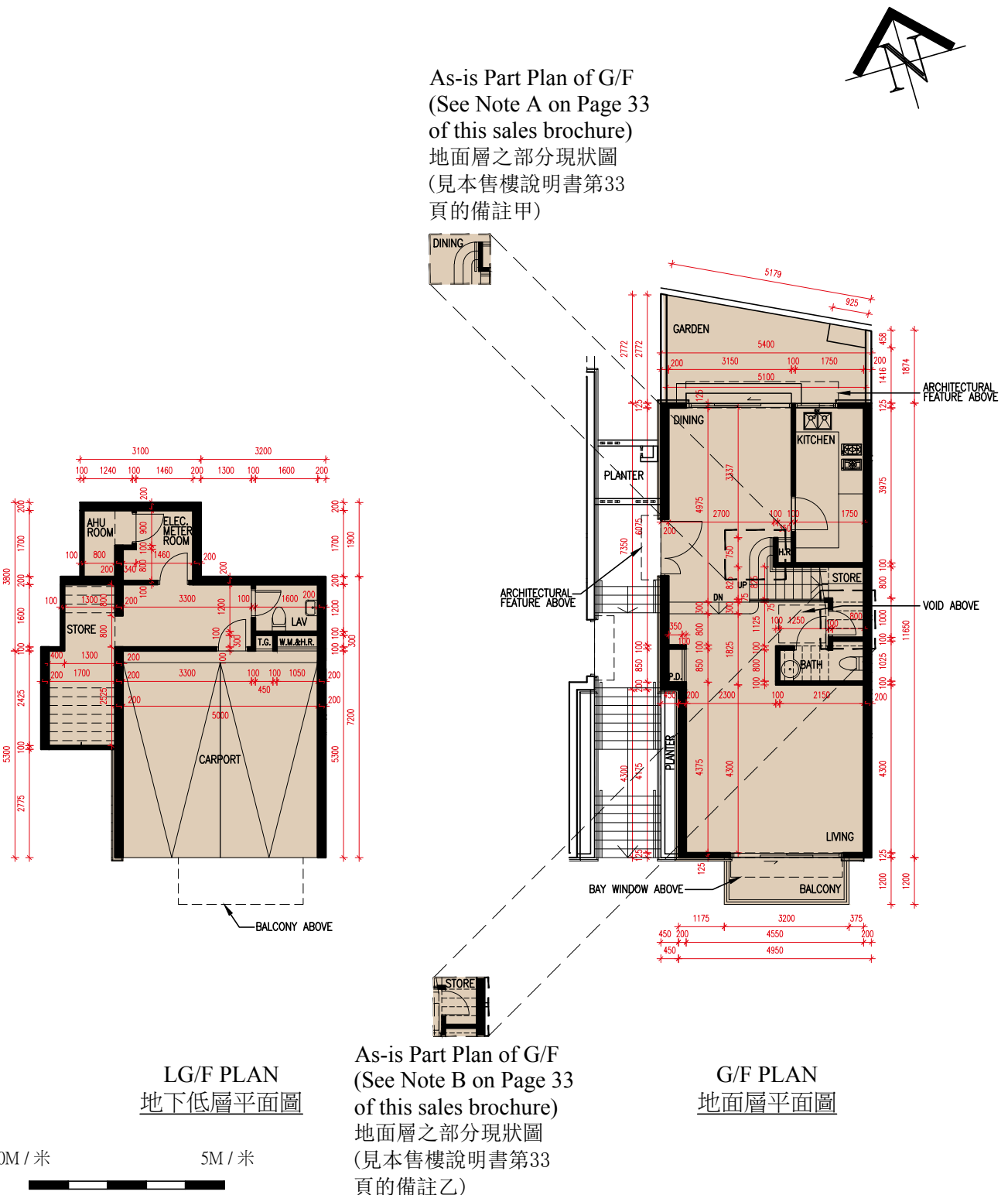
Notes:

1. The dimensions of the floor plans are all structural dimensions in millimetre.
2. Please refer to page 68 of this sales brochure for legend of the terms and abbreviations shown on the floor plans.
3. There may be architectural features and/or exposed pipes on external walls of some of the floors. Please refer to the latest approved building plans for details.
4. The indications of fittings such as sinks, toilet closets, bathtubs, wash basins, etc. shown on the floor plans are indications of their approximate locations only and not indication of their actual size, design and shape.
5. The internal areas of the residential properties on the upper floors will generally be slightly larger than those on the lower floors because of the reducing thickness of the structural walls on the upper floors. (Not applicable)

備註：

1. 樓面平面圖所列之數字為以毫米標示之建築結構尺寸。
2. 平面圖中顯示之名詞及簡稱請參閱本售樓說明書第68頁。
3. 部份樓層外牆範圍設有建築裝飾及/或外露喉管。詳情請參閱最新的經批准建築圖則。
4. 平面圖所示之裝置如洗滌盆、坐廁、浴缸、面盆等僅供展示其大約位置而非展示其實際大小、設計及形狀。
5. 因住宅物業的較高樓層的結構牆的厚度遞減，較高樓層的內部面積，一般比較低樓層的內部面積稍大。(不適用)

Floor 樓層	The thickness of the floor slab (excluding plaster) of House 8 (mm) 洋房 8 的樓板 (不包括灰泥) 的厚度 (毫米)	The floor-to-floor height of House 8 (mm) 洋房 8 的層與層之間的高度 (毫米)
LG/F 地下低層	200	3000, 3150
G/F 地面層	150, 350	3700, 4000
1/F 一樓	150	3300, 3500
2/F 二樓	150	3500
Roof 天台	150	2800
Top Roof 上層天台	Not Applicable 不適用	Not Applicable 不適用





# FLOOR PLANS OF RESIDENTIAL PROPERTIES IN THE DEVELOPMENT

## 發展項目的住宅物業的樓面平面圖

Notes:

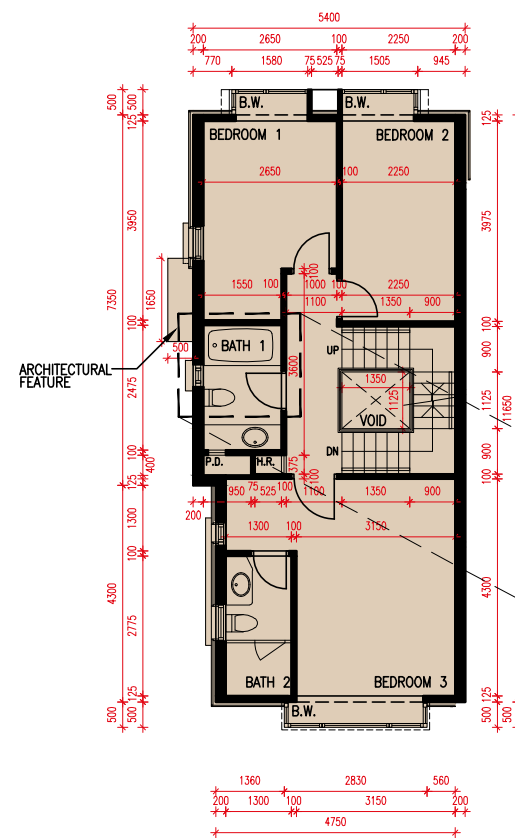
The following alterations to the latest approved building plans are by way of exempted works under the Buildings Ordinance:

- A. Adjustments have been made to handrail of staircase.
- B. The original block wall and door of Store Room have been removed and replaced by a block wall and a door of different dimensions.
- C. A glass partition has been added to the bathtub.
- D. The sliding door has been replaced by a swing door at the shower cubicle.
- E. The original Dog House has been removed and replaced by a new Dog House of different dimensions.

備註：

下列對最近期的經批准建築圖則的改動屬於《建築物條例》下的豁免工程：

- 甲. 樓梯扶手已被改動。
- 乙. 原來的儲物房的間隔牆連門已拆除及以不同尺寸的間隔牆連門取代。
- 丙. 浴缸已加建玻璃間隔。
- 丁. 淋浴間的趟門已由掩門取代。
- 戊. 原來的管道房已拆除及以不同尺寸的新管道房取代。

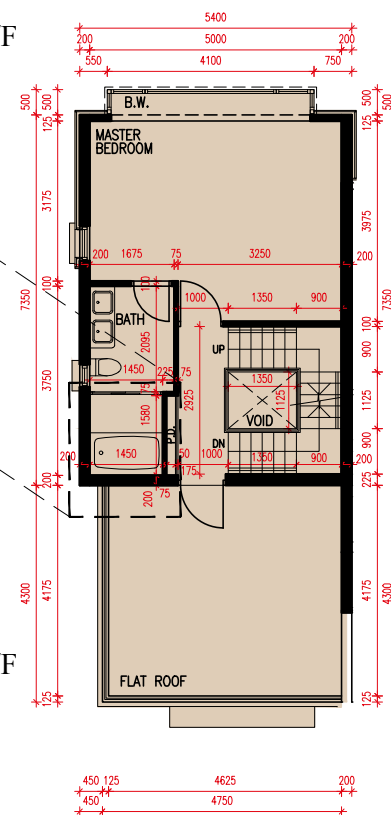


1/F PLAN  
一樓平面圖

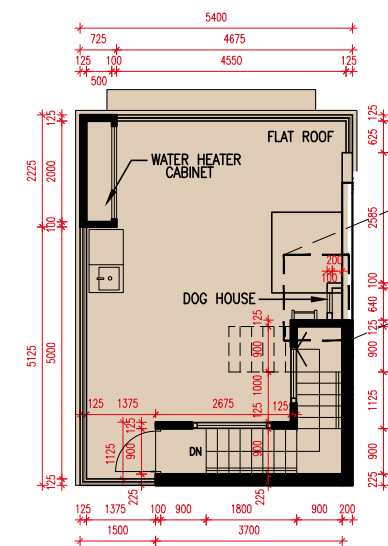
As-is Part Plan of 2/F  
(See Note D)  
二樓之部分現狀圖  
(見備註丁)



As-is Part Plan of 1/F  
(See Note C)  
一樓之部分現狀圖  
(見備註丙)

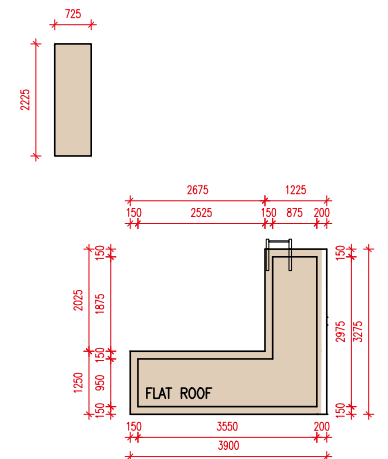
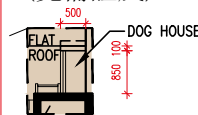


2/F PLAN  
二樓平面圖



ROOF/F PLAN  
天台平面圖

As-is Part Plan of ROOF/F  
(See Note E)  
天台之部分現狀圖  
(見備註戊)



TOP ROOF/F PLAN  
上層天台平面圖

SCALE 0M / 米 5M / 米  
比 例



# FLOOR PLANS OF RESIDENTIAL PROPERTIES IN THE DEVELOPMENT

## 發展項目的住宅物業的樓面平面圖



### HOUSE 洋房 9

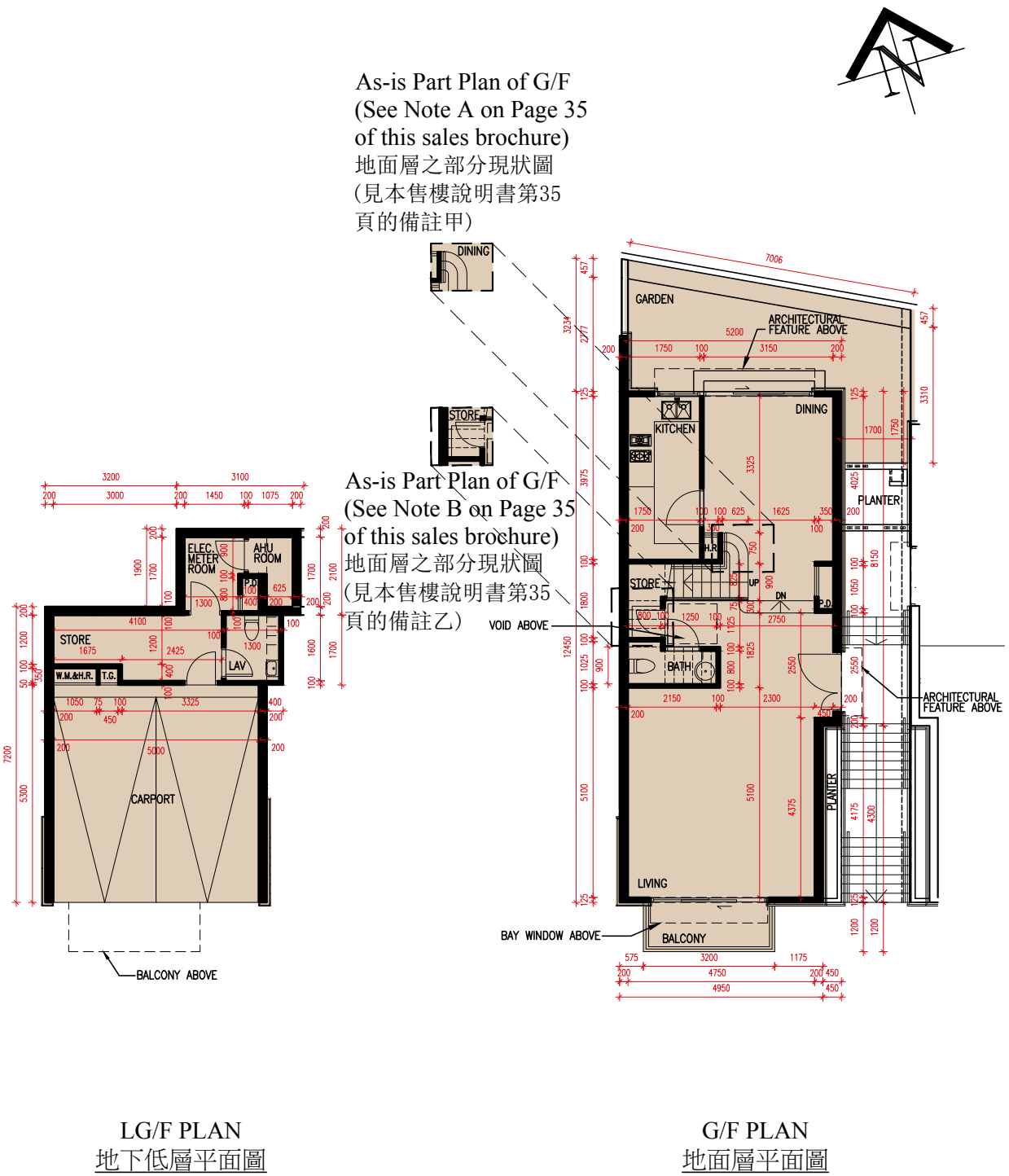
Notes:

1. The dimensions of the floor plans are all structural dimensions in millimetre.
2. Please refer to page 68 of this sales brochure for legend of the terms and abbreviations shown on the floor plans.
3. There may be architectural features and/or exposed pipes on external walls of some of the floors. Please refer to the latest approved building plans for details.
4. The indications of fittings such as sinks, toilet closets, bathtubs, wash basins, etc. shown on the floor plans are indications of their approximate locations only and not indication of their actual size, design and shape.
5. The internal areas of the residential properties on the upper floors will generally be slightly larger than those on the lower floors because of the reducing thickness of the structural walls on the upper floors. (Not applicable)

備註：

1. 樓面平面圖所列之數字為以毫米標示之建築結構尺寸。
2. 平面圖中顯示之名詞及簡稱請參閱本售樓說明書第68頁。
3. 部份樓層外牆範圍設有建築裝飾及/或外露喉管。詳情請參閱最新的經批准建築圖則。
4. 平面圖所示之裝置如洗滌盆、坐廁、浴缸、面盆等僅供展示其大約位置而非展示其實際大小、設計及形狀。
5. 因住宅物業的較高樓層的結構牆的厚度遞減，較高樓層的內部面積，一般比較低樓層的內部面積稍大。(不適用)

Floor 樓層	The thickness of the floor slab (excluding plaster) of House 9 (mm) 洋房 9 的樓板 (不包括灰泥) 的厚度 (毫米)	The floor-to-floor height of House 9 (mm) 洋房 9 的層與層之間的高度 (毫米)
LG/F 地下低層	200	3000, 3150
G/F 地面層	150, 350	3700, 4000
1/F 一樓	150	3300, 3500
2/F 二樓	150	3500
Roof 天台	150	2800
Top Roof 上層天台	Not Applicable 不適用	Not Applicable 不適用



SCALE 0M / 米 5M / 米  
比 例



# FLOOR PLANS OF RESIDENTIAL PROPERTIES IN THE DEVELOPMENT

## 發展項目的住宅物業的樓面平面圖

### Notes:

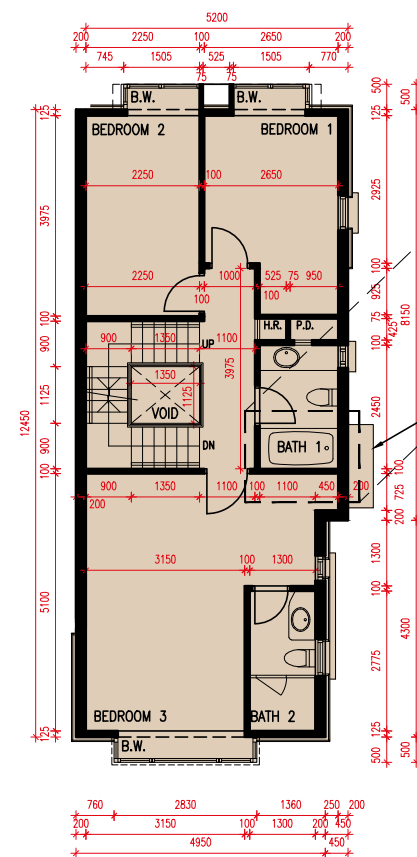
The following alterations to the latest approved building plans are by way of exempted works under the Buildings Ordinance:

- A. Adjustments have been made to handrail of staircase.
- B. The original block wall and door of Store Room have been removed and replaced by a block wall and a door of different dimensions.
- C. A glass partition has been added to the bathtub.
- D. The sliding door has been replaced by a swing door at the shower cubicle.
- E. The original Dog House has been removed and replaced by a new Dog House of different dimensions.

### 備註：

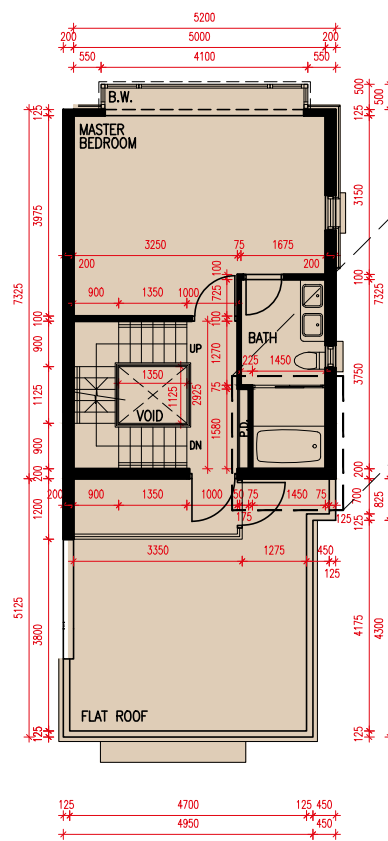
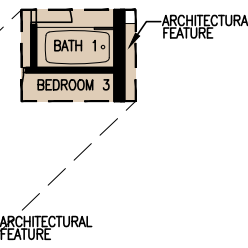
下列對最近期的經批准建築圖則的改動屬於《建築物條例》下的豁免工程：

- 甲. 樓梯扶手已被改動。
- 乙. 原來的儲物房的間隔牆連門已拆除及以不同尺寸的間隔牆連門取代。
- 丙. 浴缸已加建玻璃間隔。
- 丁. 淋浴間的趟門已由掩門取代。
- 戊. 原來的管道房已拆除及以不同尺寸的新管道房取代。



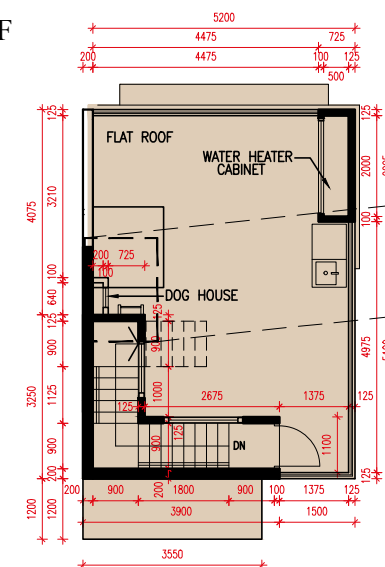
1/F PLAN  
一樓平面圖

As-is Part Plan of 1/F  
(See Note C)  
一樓之部分現狀圖  
(見備註丙)



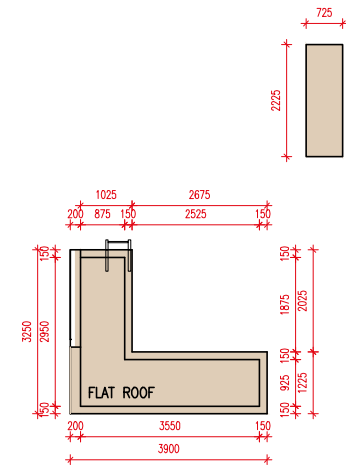
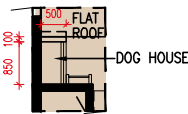
2/F PLAN  
二樓平面圖

As-is Part Plan of 2/F  
(See Note D)  
二樓之部分現狀圖  
(見備註丁)



ROOF/F PLAN  
天台平面圖

As-is Part Plan of ROOF/F  
(See Note E)  
天台之部分現狀圖  
(見備註戊)



TOP ROOF/F PLAN  
上層天台平面圖

SCALE 0M / 米 5M / 米  
比 例





# FLOOR PLANS OF RESIDENTIAL PROPERTIES IN THE DEVELOPMENT

## 發展項目的住宅物業的樓面平面圖

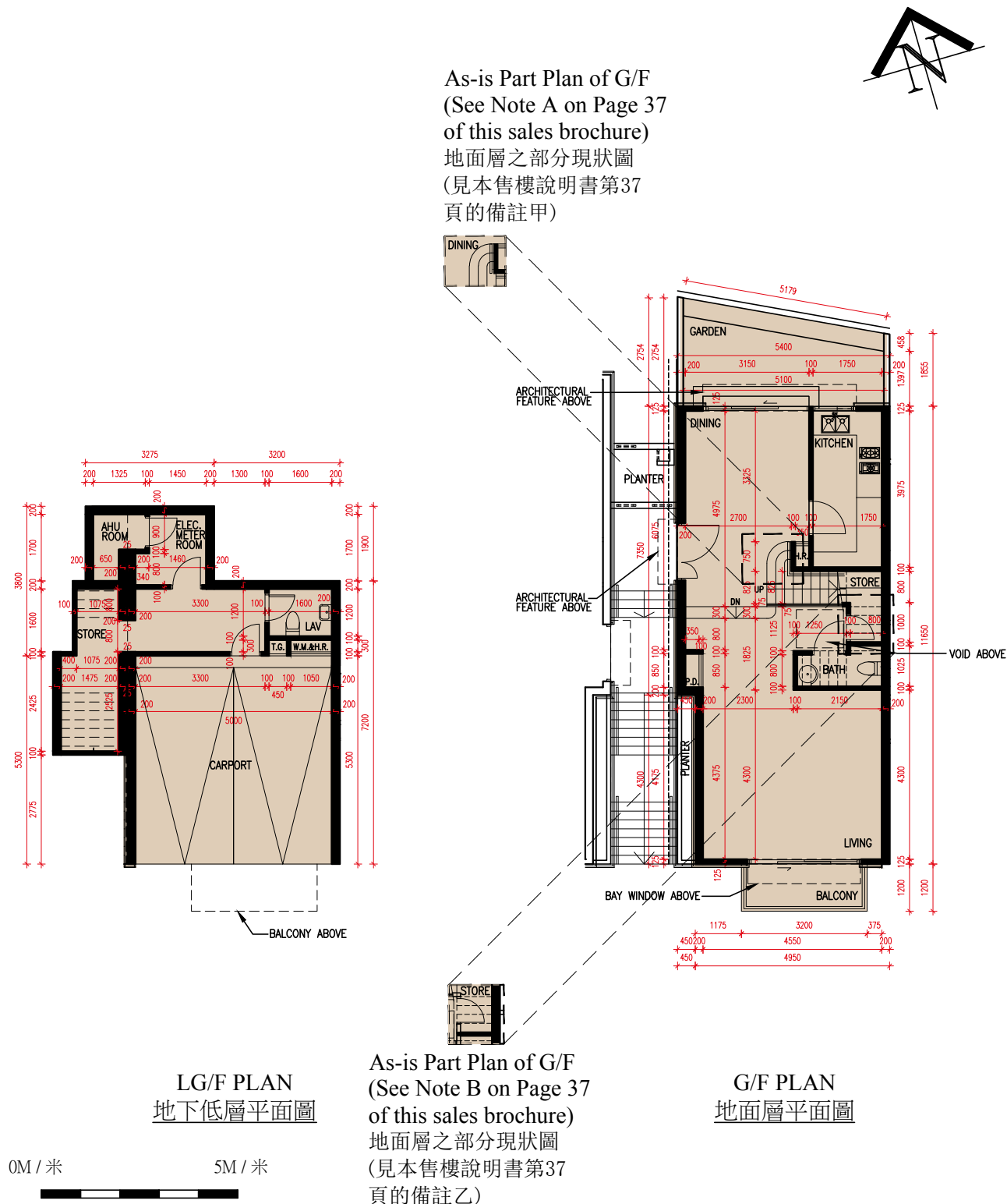


### HOUSE 洋房 10

- Notes:
- The dimensions of the floor plans are all structural dimensions in millimetre.
  - Please refer to page 68 of this sales brochure for legend of the terms and abbreviations shown on the floor plans.
  - There may be architectural features and/or exposed pipes on external walls of some of the floors. Please refer to the latest approved building plans for details.
  - The indications of fittings such as sinks, toilet closets, bathtubs, wash basins, etc. shown on the floor plans are indications of their approximate locations only and not indication of their actual size, design and shape.
  - The internal areas of the residential properties on the upper floors will generally be slightly larger than those on the lower floors because of the reducing thickness of the structural walls on the upper floors. (Not applicable)

- 備註：
- 樓面平面圖所列之數字為以毫米標示之建築結構尺寸。
  - 平面圖中顯示之名詞及簡稱請參閱本售樓說明書第68頁。
  - 部份樓層外牆範圍設有建築裝飾及/或外露喉管。詳情請參閱最新的經批准建築圖則。
  - 平面圖所示之裝置如洗滌盆、坐廁、浴缸、面盆等僅供展示其大約位置而非展示其實際大小、設計及形狀。
  - 因住宅物業的較高樓層的結構牆的厚度遞減，較高樓層的內部面積，一般比較低樓層的內部面積稍大。(不適用)

Floor 樓層	The thickness of the floor slab (excluding plaster) of House 10 (mm) 洋房 10 的樓板 (不包括灰泥) 的厚度 (毫米)	The floor-to-floor height of House 10 (mm) 洋房 10 的層與層之間的高度 (毫米)
LG/F 地下低層	200	3000, 3150
G/F 地面層	150, 350	3700, 4000
1/F 一樓	150	3300, 3500
2/F 二樓	150	3500
Roof 天台	150	2800
Top Roof 上層天台	Not Applicable 不適用	Not Applicable 不適用





# FLOOR PLANS OF RESIDENTIAL PROPERTIES IN THE DEVELOPMENT

## 發展項目的住宅物業的樓面平面圖

### Notes:

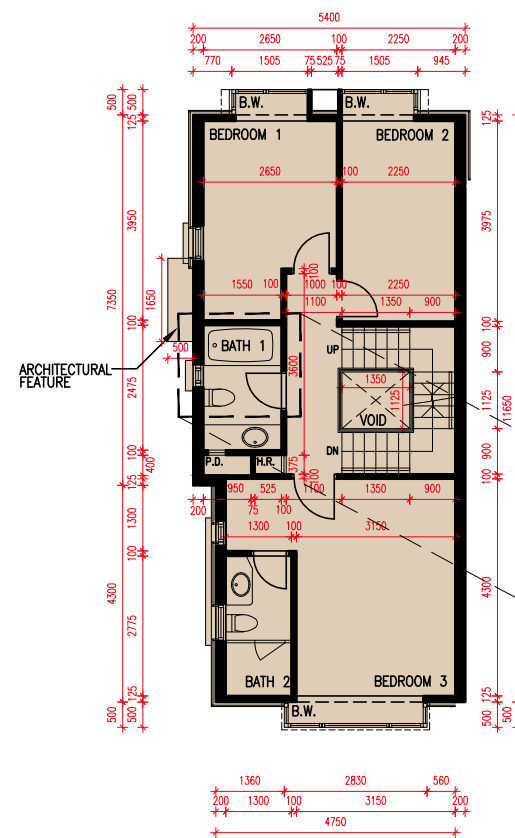
The following alterations to the latest approved building plans are by way of exempted works under the Buildings Ordinance:

- A. Adjustments have been made to handrail of staircase.
- B. The original block wall and door of Store Room have been removed and replaced by a block wall and a door of different dimensions.
- C. A glass partition has been added to the bathtub.
- D. The sliding door has been replaced by a swing door at the shower cubicle.
- E. The original Dog House has been removed and replaced by a new Dog House of different dimensions.

### 備註：

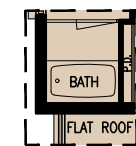
下列對最近期的經批准建築圖則的改動屬於《建築物條例》下的豁免工程：

- 甲. 樓梯扶手已被改動。
- 乙. 原來的儲物房的間隔牆連門已拆除及以不同尺寸的間隔牆連門取代。
- 丙. 浴缸已加建玻璃間隔。
- 丁. 淋浴間的趟門已由掩門取代。
- 戊. 原來的管道房已拆除及以不同尺寸的新管道房取代。

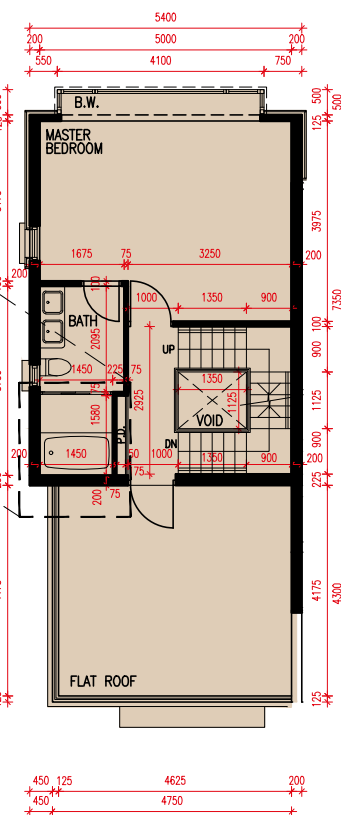


1/F PLAN  
一樓平面圖

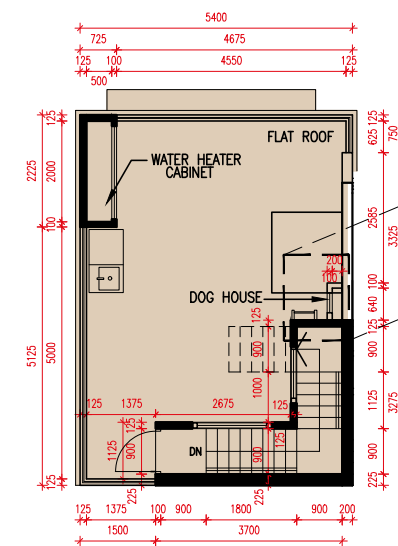
As-is Part Plan of 2/F  
(See Note D)  
二樓之部分現狀圖  
(見備註丁)



As-is Part Plan of 1/F  
(See Note C)  
一樓之部分現狀圖  
(見備註丙)

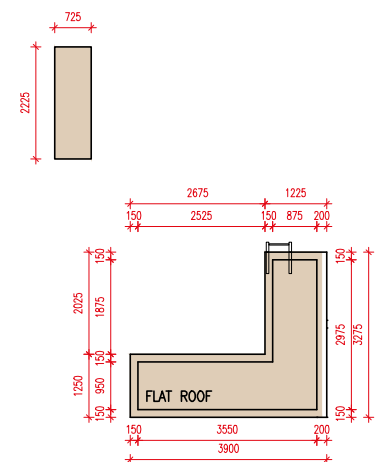
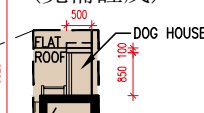


2/F PLAN  
二樓平面圖



ROOF/F PLAN  
天台平面圖

As-is Part Plan of ROOF/F  
(See Note E)  
天台之部分現狀圖  
(見備註戊)



TOP ROOF/F PLAN  
上層天台平面圖

SCALE 0M / 米 5M / 米  
比 例

# FLOOR PLANS OF RESIDENTIAL PROPERTIES IN THE DEVELOPMENT

## 發展項目的住宅物業的樓面平面圖



### HOUSE 洋房 11

Notes:

1. The dimensions of the floor plans are all structural dimensions in millimetre.
2. Please refer to page 68 of this sales brochure for legend of the terms and abbreviations shown on the floor plans.
3. There may be architectural features and/or exposed pipes on external walls of some of the floors. Please refer to the latest approved building plans for details.
4. The indications of fittings such as sinks, toilet closets, bathtubs, wash basins, etc. shown on the floor plans are indications of their approximate locations only and not indication of their actual size, design and shape.
5. The internal areas of the residential properties on the upper floors will generally be slightly larger than those on the lower floors because of the reducing thickness of the structural walls on the upper floors. (Not applicable)

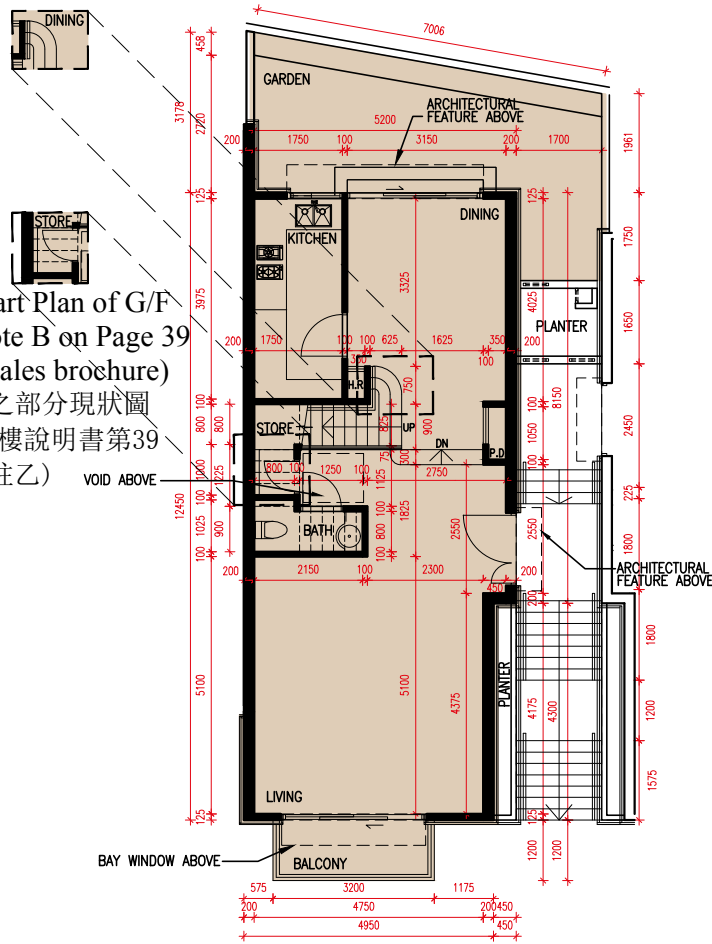
備註：

1. 樓面平面圖所列之數字為以毫米標示之建築結構尺寸。
2. 平面圖中顯示之名詞及簡稱請參閱本售樓說明書第68頁。
3. 部份樓層外牆範圍設有建築裝飾及/或外露喉管。詳情請參閱最新的經批准建築圖則。
4. 平面圖所示之裝置如洗滌盆、坐廁、浴缸、面盆等僅供展示其大約位置而非展示其實際大小、設計及形狀。
5. 因住宅物業的較高樓層的結構牆的厚度遞減，較高樓層的內部面積，一般比較低樓層的內部面積稍大。(不適用)

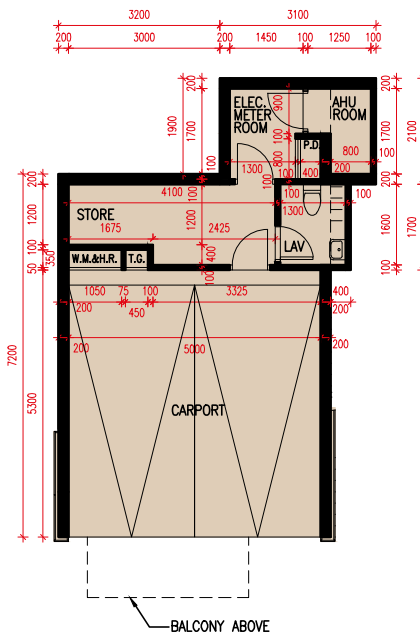
Floor 樓層	The thickness of the floor slab (excluding plaster) of House 11 (mm) 洋房 11 的樓板 (不包括灰泥) 的厚度 (毫米)	The floor-to-floor height of House 11 (mm) 洋房 11 的層與層之間的高度 (毫米)
LG/F 地下低層	200	3000, 3150
G/F 地面層	150, 350	3700, 4000
1/F 一樓	150	3300, 3500
2/F 二樓	150	3500
Roof 天台	150	2800
Top Roof 上層天台	Not Applicable 不適用	Not Applicable 不適用



As-is Part Plan of G/F  
(See Note A on Page 39  
of this sales brochure)  
地面層之部分現狀圖  
(見本售樓說明書第39  
頁的備註甲)



As-is Part Plan of G/F  
(See Note B on Page 39  
of this sales brochure)  
地面層之部分現狀圖  
(見本售樓說明書第39  
頁的備註乙)



LG/F PLAN  
地下低層平面圖

G/F PLAN  
地面層平面圖





# FLOOR PLANS OF RESIDENTIAL PROPERTIES IN THE DEVELOPMENT

## 發展項目的住宅物業的樓面平面圖

### Notes:

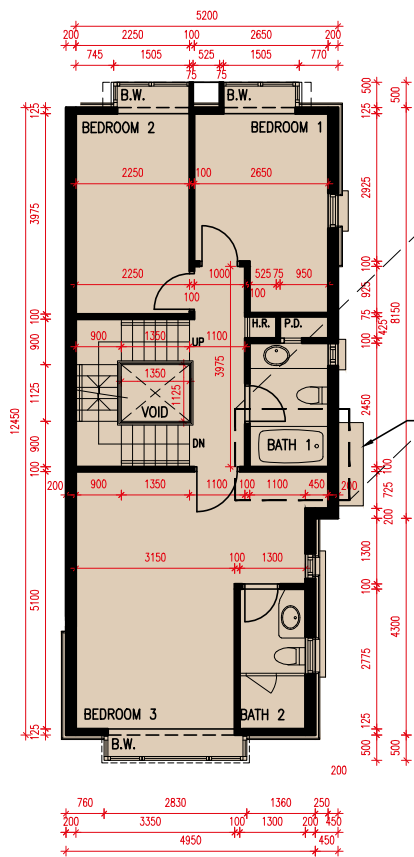
The following alterations to the latest approved building plans are by way of exempted works under the Buildings Ordinance:

- A. Adjustments have been made to handrail of staircase.
- B. The original block wall and door of Store Room have been removed and replaced by a block wall and a door of different dimensions.
- C. A glass partition has been added to the bathtub.
- D. The sliding door has been replaced by a swing door at the shower cubicle.
- E. The original Dog House has been removed and replaced by a new Dog House of different dimensions.

### 備註：

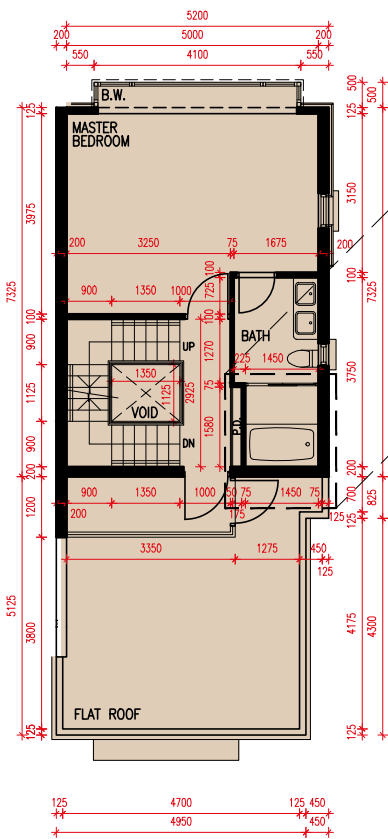
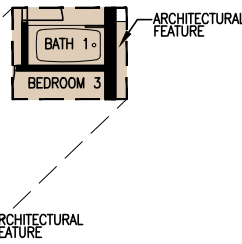
下列對最近期的經批准建築圖則的改動屬於《建築物條例》下的豁免工程：

- 甲. 樓梯扶手已被改動。
- 乙. 原來的儲物房的間隔牆連門已拆除及以不同尺寸的間隔牆連門取代。
- 丙. 浴缸已加建玻璃間隔。
- 丁. 淋浴間的趟門已由掩門取代。
- 戊. 原來的管道房已拆除及以不同尺寸的新管道房取代。



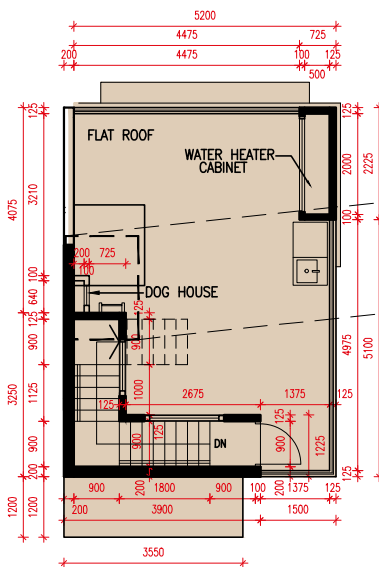
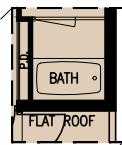
1/F PLAN  
一樓平面圖

As-is Part Plan of 1/F  
(See Note C)  
一樓之部分現狀圖  
(見備註丙)



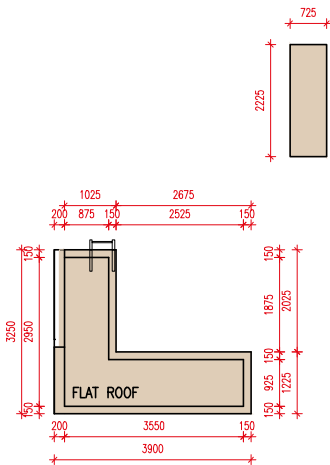
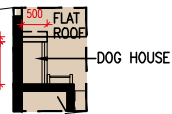
2/F PLAN  
二樓平面圖

As-is Part Plan of 2/F  
(See Note D)  
二樓之部分現狀圖  
(見備註丁)



ROOF/F PLAN  
天台平面圖

As-is Part Plan of ROOF/F  
(See Note E)  
天台之部分現狀圖  
(見備註戊)



TOP ROOF/F PLAN  
上層天台平面圖

SCALE 0M / 米 5M / 米  
比 例





# FLOOR PLANS OF RESIDENTIAL PROPERTIES IN THE DEVELOPMENT

## 發展項目的住宅物業的樓面平面圖



### HOUSE 洋房 12

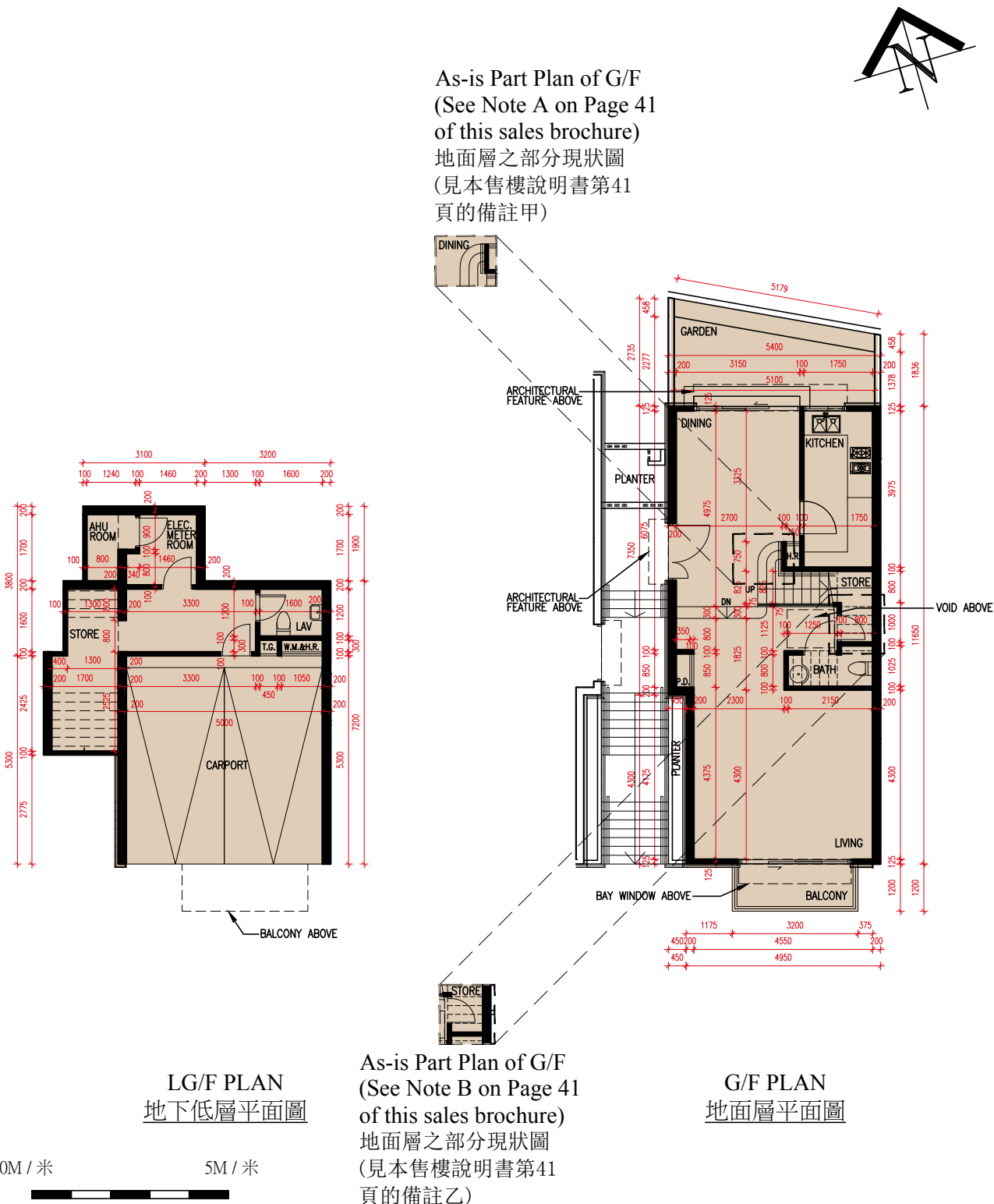
Notes:

1. The dimensions of the floor plans are all structural dimensions in millimetre.
2. Please refer to page 68 of this sales brochure for legend of the terms and abbreviations shown on the floor plans.
3. There may be architectural features and/or exposed pipes on external walls of some of the floors. Please refer to the latest approved building plans for details.
4. The indications of fittings such as sinks, toilet closets, bathtubs, wash basins, etc. shown on the floor plans are indications of their approximate locations only and not indication of their actual size, design and shape.
5. The internal areas of the residential properties on the upper floors will generally be slightly larger than those on the lower floors because of the reducing thickness of the structural walls on the upper floors. (Not applicable)

備註：

1. 樓面平面圖所列之數字為以毫米標示之建築結構尺寸。
2. 平面圖中顯示之名詞及簡稱請參閱本售樓說明書第68頁。
3. 部份樓層外牆範圍設有建築裝飾及/或外露喉管。詳情請參閱最新的經批准建築圖則。
4. 平面圖所示之裝置如洗滌盆、坐廁、浴缸、面盆等僅供展示其大約位置而非展示其實際大小、設計及形狀。
5. 因住宅物業的較高樓層的結構牆的厚度遞減，較高樓層的內部面積，一般比較低樓層的內部面積稍大。(不適用)

Floor 樓層	The thickness of the floor slab (excluding plaster) of House 12 (mm) 洋房 12 的樓板 (不包括灰泥) 的厚度 (毫米)	The floor-to-floor height of House 12 (mm) 洋房 12 的層與層之間的高度 (毫米)
LG/F 地下低層	200	3000, 3150
G/F 地面層	150, 350	3700, 4000
1/F 一樓	150	3300, 3500
2/F 二樓	150	3500
Roof 天台	150	2800
Top Roof 上層天台	Not Applicable 不適用	Not Applicable 不適用





# FLOOR PLANS OF RESIDENTIAL PROPERTIES IN THE DEVELOPMENT

## 發展項目的住宅物業的樓面平面圖

### Notes:

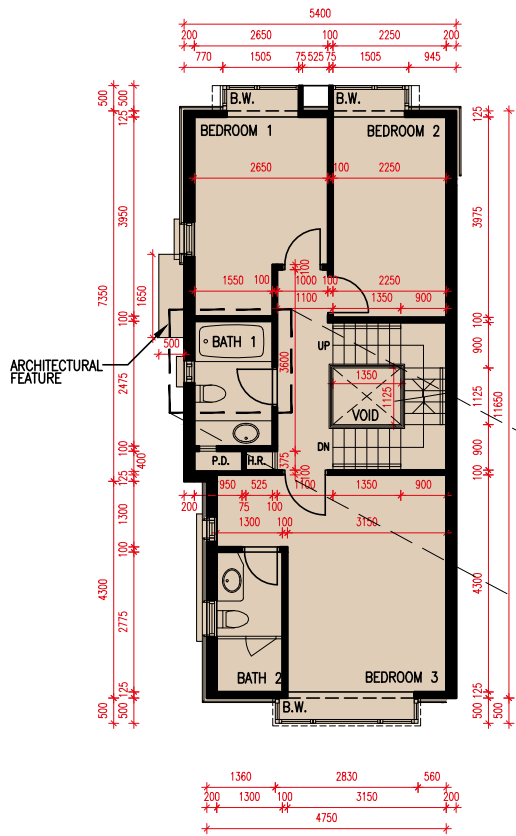
The following alterations to the latest approved building plans are by way of exempted works under the Buildings Ordinance:

- A. Adjustments have been made to handrail of staircase.
- B. The original block wall and door of Store Room have been removed and replaced by a block wall and a door of different dimensions.
- C. A glass partition has been added to the bathtub.
- D. The sliding door has been replaced by a swing door at the shower cubicle.
- E. The original Dog House has been removed and replaced by a new Dog House of different dimensions.

### 備註：

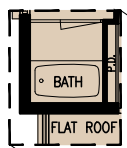
下列對最近期的經批准建築圖則的改動屬於《建築物條例》下的豁免工程：

- 甲. 樓梯扶手已被改動。
- 乙. 原來的儲物房的間隔牆連門已拆除及以不同尺寸的間隔牆連門取代。
- 丙. 浴缸已加建玻璃間隔。
- 丁. 淋浴間的趟門已由掩門取代。
- 戊. 原來的管道房已拆除及以不同尺寸的新管道房取代。

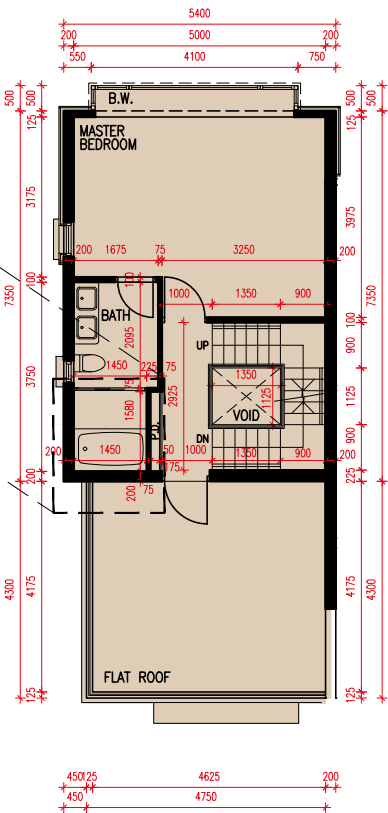


1/F PLAN  
一樓平面圖

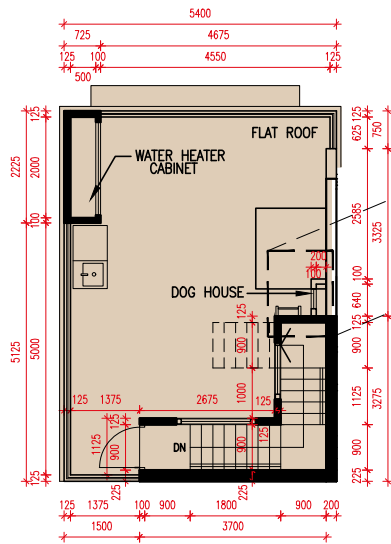
As-is Part Plan of 2/F  
(See Note D)  
二樓之部分現狀圖  
(見備註丁)



As-is Part Plan of 1/F  
(See Note C)  
一樓之部分現狀圖  
(見備註丙)

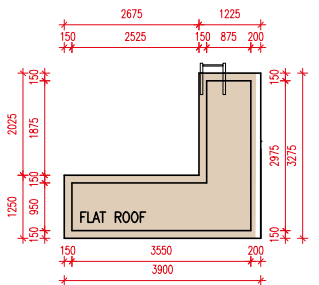
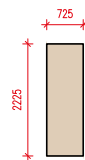
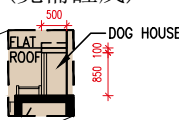


2/F PLAN  
二樓平面圖



ROOF/F PLAN  
天台平面圖

As-is Part Plan of ROOF/F  
(See Note E)  
天台之部分現狀圖  
(見備註戊)



TOP ROOF/F PLAN  
上層天台平面圖

SCALE 0M / 米 5M / 米  
比 例

# FLOOR PLANS OF RESIDENTIAL PROPERTIES IN THE DEVELOPMENT

## 發展項目的住宅物業的樓面平面圖



### HOUSE 洋房 15

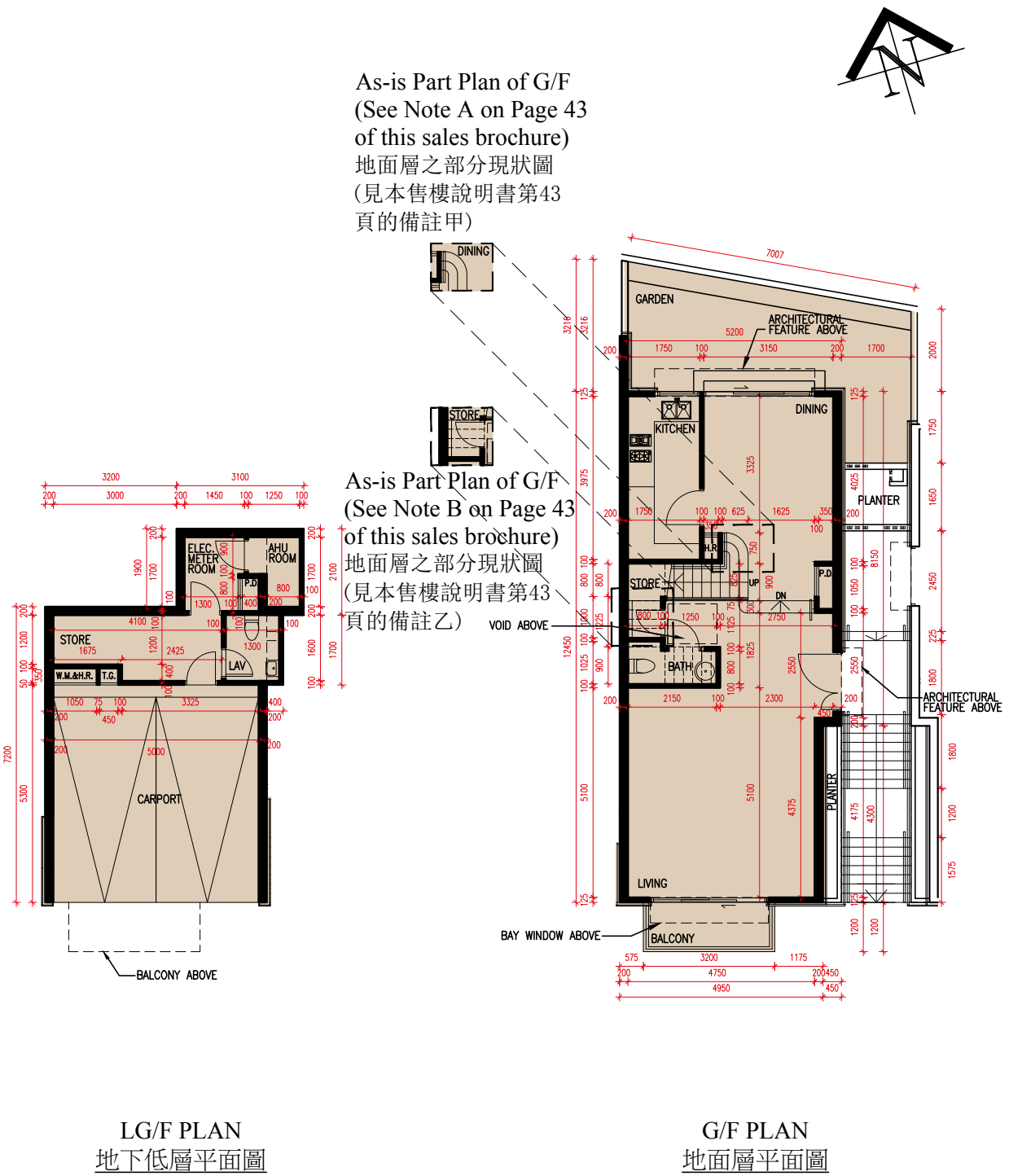
Notes:

1. The dimensions of the floor plans are all structural dimensions in millimetre.
2. Please refer to page 68 of this sales brochure for legend of the terms and abbreviations shown on the floor plans.
3. There may be architectural features and/or exposed pipes on external walls of some of the floors. Please refer to the latest approved building plans for details.
4. The indications of fittings such as sinks, toilet closets, bathtubs, wash basins, etc. shown on the floor plans are indications of their approximate locations only and not indication of their actual size, design and shape.
5. The internal areas of the residential properties on the upper floors will generally be slightly larger than those on the lower floors because of the reducing thickness of the structural walls on the upper floors. (Not applicable)

備註：

1. 樓面平面圖所列之數字為以毫米標示之建築結構尺寸。
2. 平面圖中顯示之名詞及簡稱請參閱本售樓說明書第68頁。
3. 部份樓層外牆範圍設有建築裝飾及/或外露喉管。詳情請參閱最新的經批准建築圖則。
4. 平面圖所示之裝置如洗滌盆、坐廁、浴缸、面盆等僅供展示其大約位置而非展示其實際大小、設計及形狀。
5. 因住宅物業的較高樓層的結構牆的厚度遞減，較高樓層的內部面積，一般比較低樓層的內部面積稍大。(不適用)

Floor 樓層	The thickness of the floor slab (excluding plaster) of House 15 (mm) 洋房 15 的樓板 (不包括灰泥) 的厚度 (毫米)	The floor-to-floor height of House 15 (mm) 洋房 15 的層與層之間的高度 (毫米)
LG/F 地下低層	200	3000, 3150
G/F 地面層	150, 350	3700, 4000
1/F 一樓	150	3300, 3500
2/F 二樓	150	3500
Roof 天台	150	2800
Top Roof 上層天台	Not Applicable 不適用	Not Applicable 不適用



SCALE 0M / 米 5M / 米  
比 例



# FLOOR PLANS OF RESIDENTIAL PROPERTIES IN THE DEVELOPMENT

## 發展項目的住宅物業的樓面平面圖

### Notes:

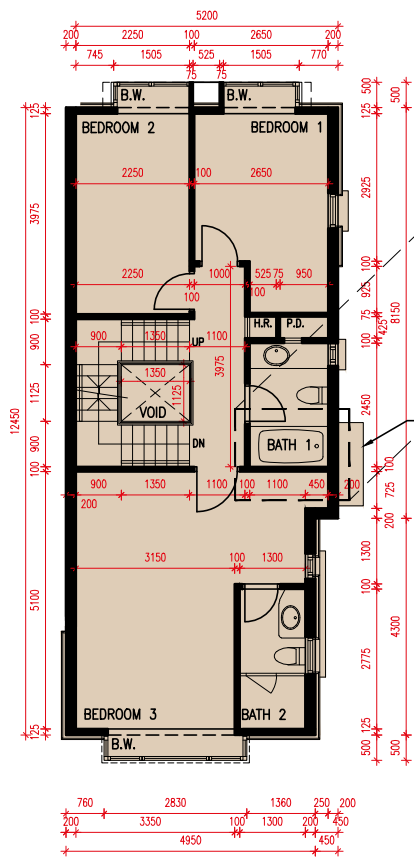
The following alterations to the latest approved building plans are by way of exempted works under the Buildings Ordinance:

- A. Adjustments have been made to handrail of staircase.
- B. The original block wall and door of Store Room have been removed and replaced by a block wall and a door of different dimensions.
- C. A glass partition has been added to the bathtub.
- D. The sliding door has been replaced by a swing door at the shower cubicle.
- E. The original Dog House has been removed and replaced by a new Dog House of different dimensions.

### 備註：

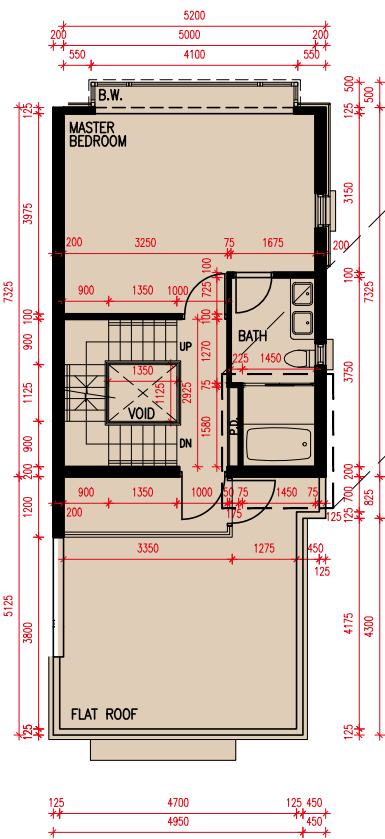
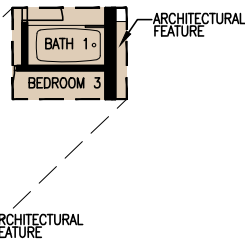
下列對最近期的經批准建築圖則的改動屬於《建築物條例》下的豁免工程：

- 甲. 樓梯扶手已被改動。
- 乙. 原來的儲物房的間隔牆連門已拆除及以不同尺寸的間隔牆連門取代。
- 丙. 浴缸已加建玻璃間隔。
- 丁. 淋浴間的趟門已由掩門取代。
- 戊. 原來的管道房已拆除及以不同尺寸的新管道房取代。



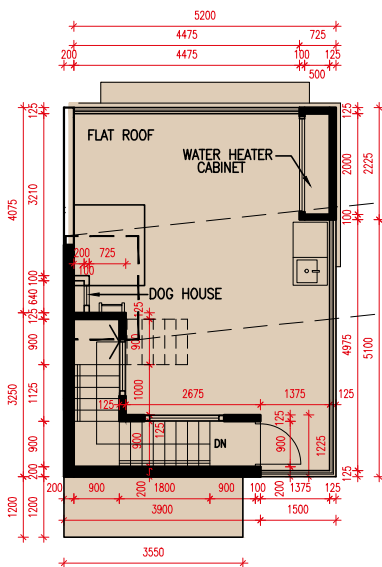
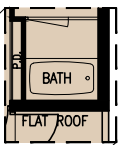
1/F PLAN  
一樓平面圖

As-is Part Plan of 1/F  
(See Note C)  
一樓之部分現狀圖  
(見備註丙)



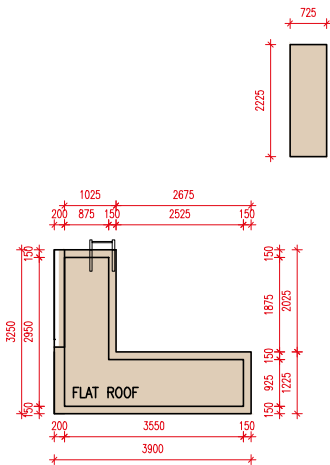
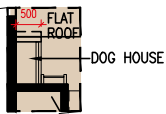
2/F PLAN  
二樓平面圖

As-is Part Plan of 2/F  
(See Note D)  
二樓之部分現狀圖  
(見備註丁)



ROOF/F PLAN  
天台平面圖

As-is Part Plan of ROOF/F  
(See Note E)  
天台之部分現狀圖  
(見備註戊)



TOP ROOF/F PLAN  
上層天台平面圖

SCALE 0M / 米 5M / 米  
比 例



# FLOOR PLANS OF RESIDENTIAL PROPERTIES IN THE DEVELOPMENT

## 發展項目的住宅物業的樓面平面圖



### HOUSE 洋房 16

Notes:

1. The dimensions of the floor plans are all structural dimensions in millimetre.
2. Please refer to page 68 of this sales brochure for legend of the terms and abbreviations shown on the floor plans.
3. There may be architectural features and/or exposed pipes on external walls of some of the floors. Please refer to the latest approved building plans for details.
4. The indications of fittings such as sinks, toilet closets, bathtubs, wash basins, etc. shown on the floor plans are indications of their approximate locations only and not indication of their actual size, design and shape.
5. The internal areas of the residential properties on the upper floors will generally be slightly larger than those on the lower floors because of the reducing thickness of the structural walls on the upper floors. (Not applicable)

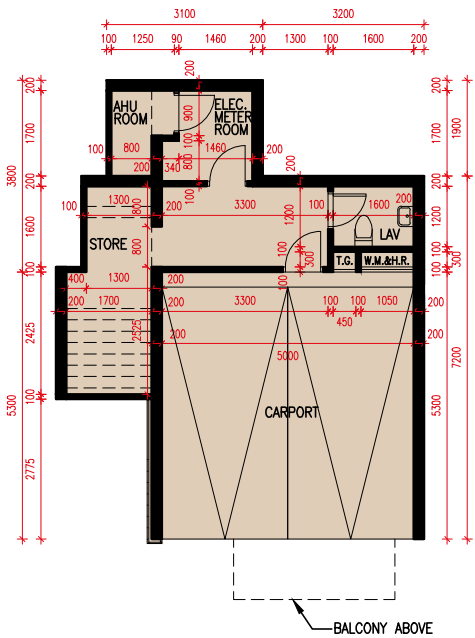
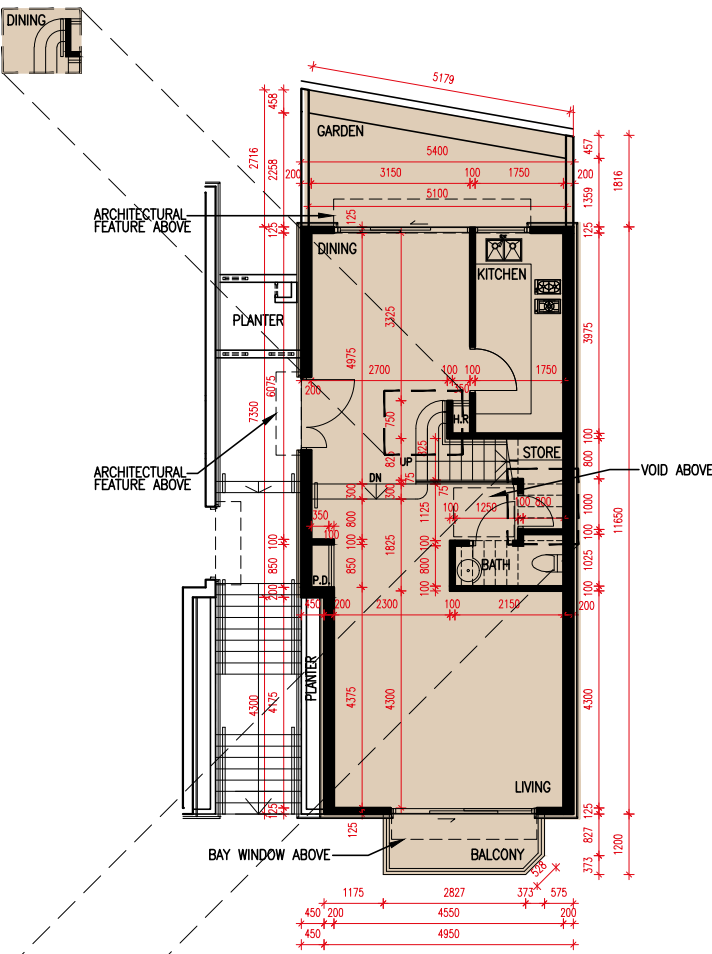
備註：

1. 樓面平面圖所列之數字為以毫米標示之建築結構尺寸。
2. 平面圖中顯示之名詞及簡稱請參閱本售樓說明書第68頁。
3. 部份樓層外牆範圍設有建築裝飾及/或外露喉管。詳情請參閱最新的經批准建築圖則。
4. 平面圖所示之裝置如洗滌盆、坐廁、浴缸、面盆等僅供展示其大約位置而非展示其實際大小、設計及形狀。
5. 因住宅物業的較高樓層的結構牆的厚度遞減，較高樓層的內部面積，一般比較低樓層的內部面積稍大。(不適用)

Floor 樓層	The thickness of the floor slab (excluding plaster) of House 16 (mm) 洋房 16 的樓板 (不包括灰泥) 的厚度 (毫米)	The floor-to-floor height of House 16 (mm) 洋房 16 的層與層之間的高度 (毫米)
LG/F 地下低層	200	3000, 3150
G/F 地面層	150, 350	3700, 4000
1/F 一樓	150	3300, 3500
2/F 二樓	150	3500
Roof 天台	150	2800
Top Roof 上層天台	Not Applicable 不適用	Not Applicable 不適用



As-is Part Plan of G/F  
(See Note A on Page 45  
of this sales brochure)  
地面層之部分現狀圖  
(見本售樓說明書第45  
頁的備註甲)



LG/F PLAN  
地下低層平面圖

G/F PLAN  
地面層平面圖

SCALE 0M / 米 5M / 米  
比 例

As-is Part Plan of G/F  
(See Note B on Page 45  
of this sales brochure)  
地面層之部分現狀圖  
(見本售樓說明書第45  
頁的備註乙)



# FLOOR PLANS OF RESIDENTIAL PROPERTIES IN THE DEVELOPMENT

## 發展項目的住宅物業的樓面平面圖

### Notes:

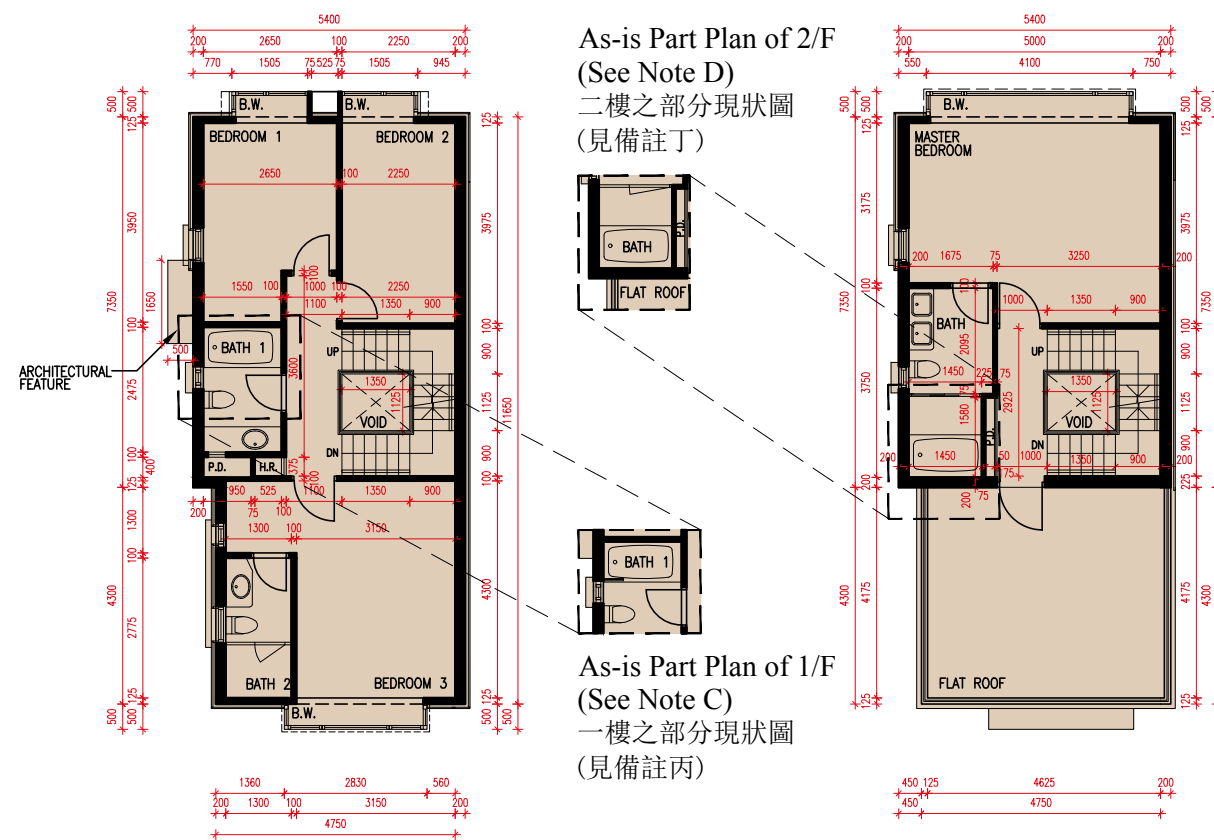
The following alterations to the latest approved building plans are by way of exempted works under the Buildings Ordinance:

- A. Adjustments have been made to handrail of staircase.
- B. The original block wall and door of Store Room have been removed and replaced by a block wall and a door of different dimensions.
- C. A glass partition has been added to the bathtub.
- D. The sliding door has been replaced by a swing door at the shower cubicle.
- E. The original Dog House has been removed and replaced by a new Dog House of different dimensions.

### 備註：

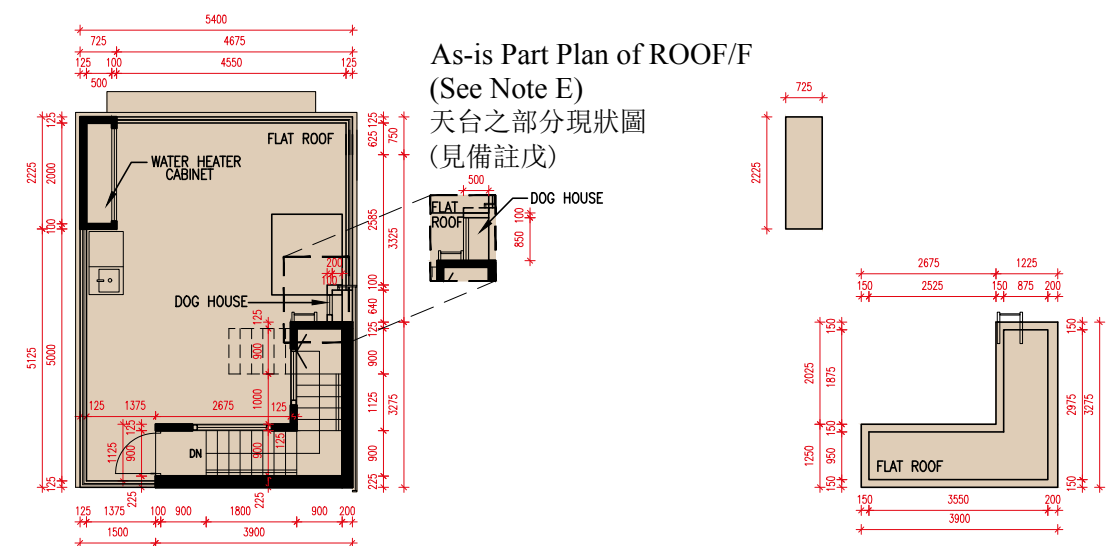
下列對最近期的經批准建築圖則的改動屬於《建築物條例》下的豁免工程：

- 甲. 樓梯扶手已被改動。
- 乙. 原來的儲物房的間隔牆連門已拆除及以不同尺寸的間隔牆連門取代。
- 丙. 浴缸已加建玻璃間隔。
- 丁. 淋浴間的趟門已由掩門取代。
- 戊. 原來的管道房已拆除及以不同尺寸的新管道房取代。



1/F PLAN  
一樓平面圖

2/F PLAN  
二樓平面圖



ROOF/F PLAN  
天台平面圖

TOP ROOF/F PLAN  
上層天台平面圖

SCALE 0M / 米 5M / 米  
比 例

# FLOOR PLANS OF RESIDENTIAL PROPERTIES IN THE DEVELOPMENT

## 發展項目的住宅物業的樓面平面圖



### HOUSE 洋房 17

Notes:

1. The dimensions of the floor plans are all structural dimensions in millimetre.
2. Please refer to page 68 of this sales brochure for legend of the terms and abbreviations shown on the floor plans.
3. There may be architectural features and/or exposed pipes on external walls of some of the floors. Please refer to the latest approved building plans for details.
4. The indications of fittings such as sinks, toilet closets, bathtubs, wash basins, etc. shown on the floor plans are indications of their approximate locations only and not indication of their actual size, design and shape.
5. The internal areas of the residential properties on the upper floors will generally be slightly larger than those on the lower floors because of the reducing thickness of the structural walls on the upper floors. (Not applicable)

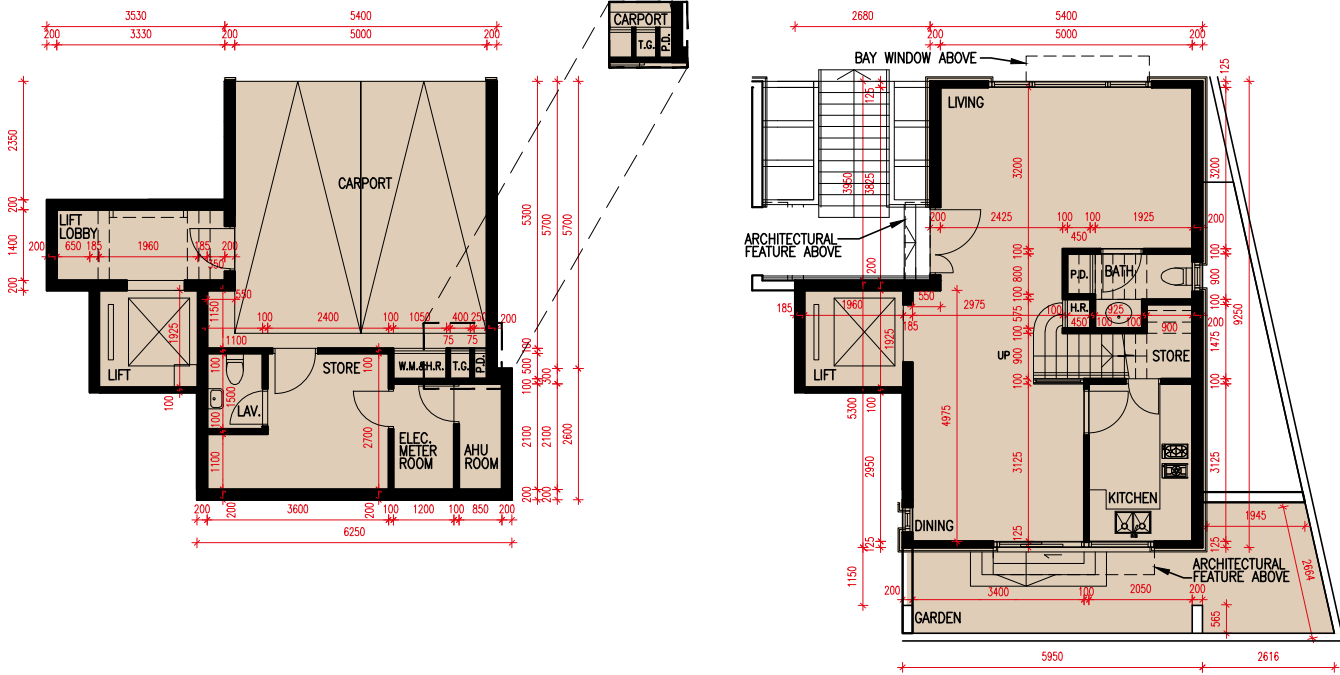
備註：

1. 樓面平面圖所列之數字為以毫米標示之建築結構尺寸。
2. 平面圖中顯示之名詞及簡稱請參閱本售樓說明書第68頁。
3. 部份樓層外牆範圍設有建築裝飾及/或外露喉管。詳情請參閱最新的經批准建築圖則。
4. 平面圖所示之裝置如洗滌盆、坐廁、浴缸、面盆等僅供展示其大約位置而非展示其實際大小、設計及形狀。
5. 因住宅物業的較高樓層的結構牆的厚度遞減，較高樓層的內部面積，一般比較低樓層的內部面積稍大。(不適用)

Floor 樓層	The thickness of the floor slab (excluding plaster) of House 17 (mm) 洋房 17 的樓板 (不包括灰泥) 的厚度 (毫米)	The floor-to-floor height of House 17 (mm) 洋房 17 的層與層之間的高度 (毫米)
LG/F 地下低層	200	2850, 3000
G/F 地面層	150	4000
1/F 一樓	150	3500
2/F 二樓	150	3500
Roof 天台	150	2800, 5000
Top Roof 上層天台	Not Applicable 不適用	Not Applicable 不適用



As-is Part Plan of LG/F  
(See Note A on Page 47  
of this sales brochure)  
地下低層之部分現狀圖  
(見本售樓說明書第47頁  
的備註甲)



LG/F PLAN  
地下低層平面圖

G/F PLAN  
地面層平面圖

SCALE 0M / 米 5M / 米  
比例



# FLOOR PLANS OF RESIDENTIAL PROPERTIES IN THE DEVELOPMENT

## 發展項目的住宅物業的樓面平面圖

### Notes:

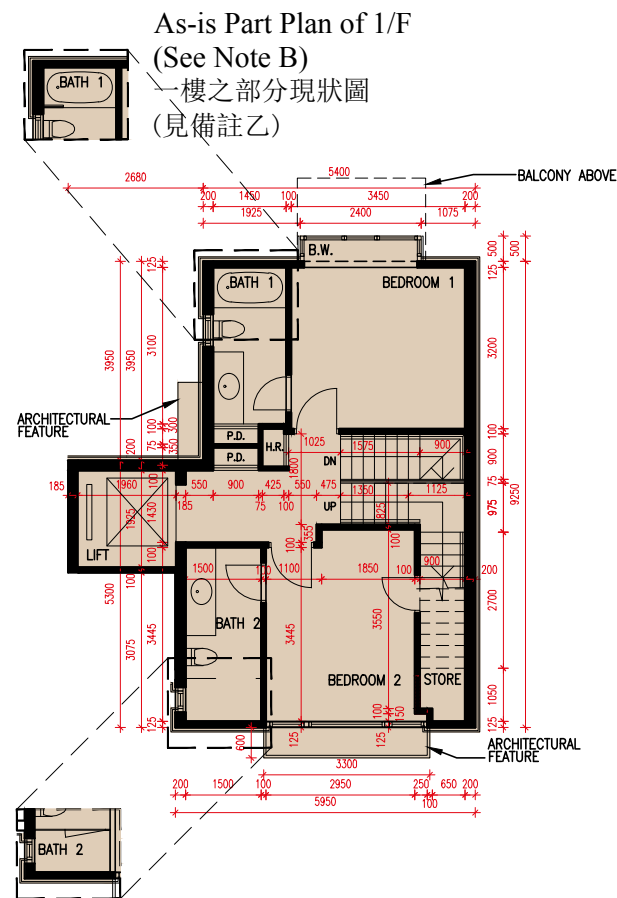
The following alterations to the latest approved building plans are by way of exempted works under the Buildings Ordinance:

- A. The access door of Pipe Duct has been removed.
- B. A glass partition has been added to the bathtub.
- C. A glass partition and a door have been added to the shower cubicle.

### 備註：

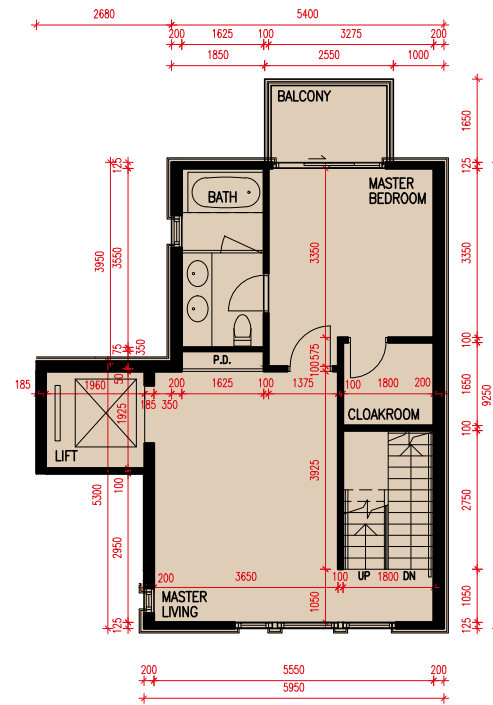
下列對最近期的經批准建築圖則的改動屬於《建築物條例》下的豁免工程：

- 甲. 管道槽的生口門已拆除。
- 乙. 浴缸已加建玻璃間隔。
- 丙. 淋浴間已加建玻璃間隔及門。

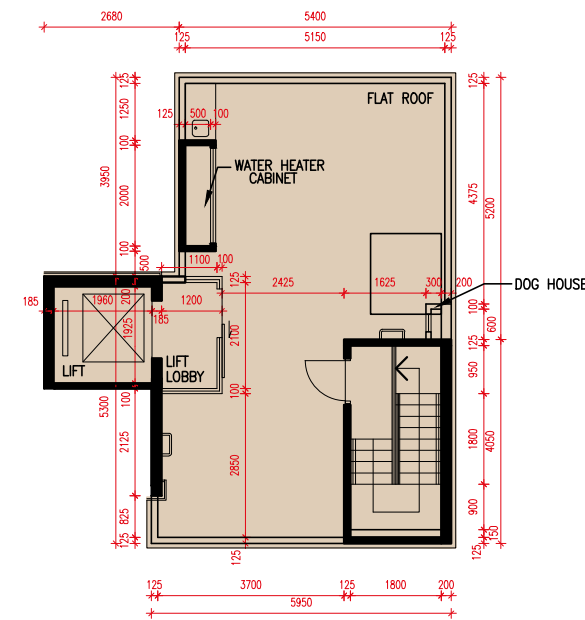


As-is Part Plan of 1/F  
(See Note C)  
一樓之部分現狀圖  
(見備註丙)

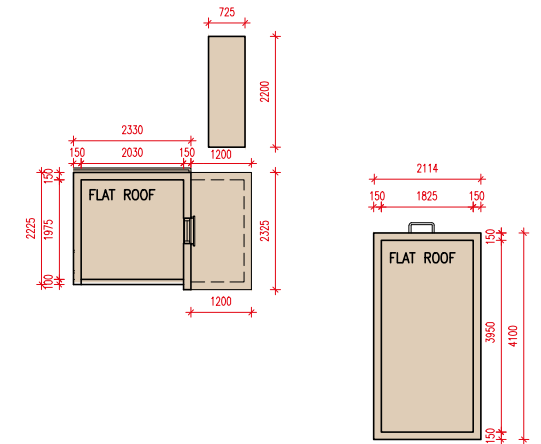
1/F PLAN  
一樓平面圖



2/F PLAN  
二樓平面圖



ROOF/F PLAN  
天台平面圖



TOP ROOF/F PLAN  
上層天台平面圖

SCALE 0M / 米 5M / 米  
比 例



# FLOOR PLANS OF RESIDENTIAL PROPERTIES IN THE DEVELOPMENT

## 發展項目的住宅物業的樓面平面圖



### HOUSE 洋房 18

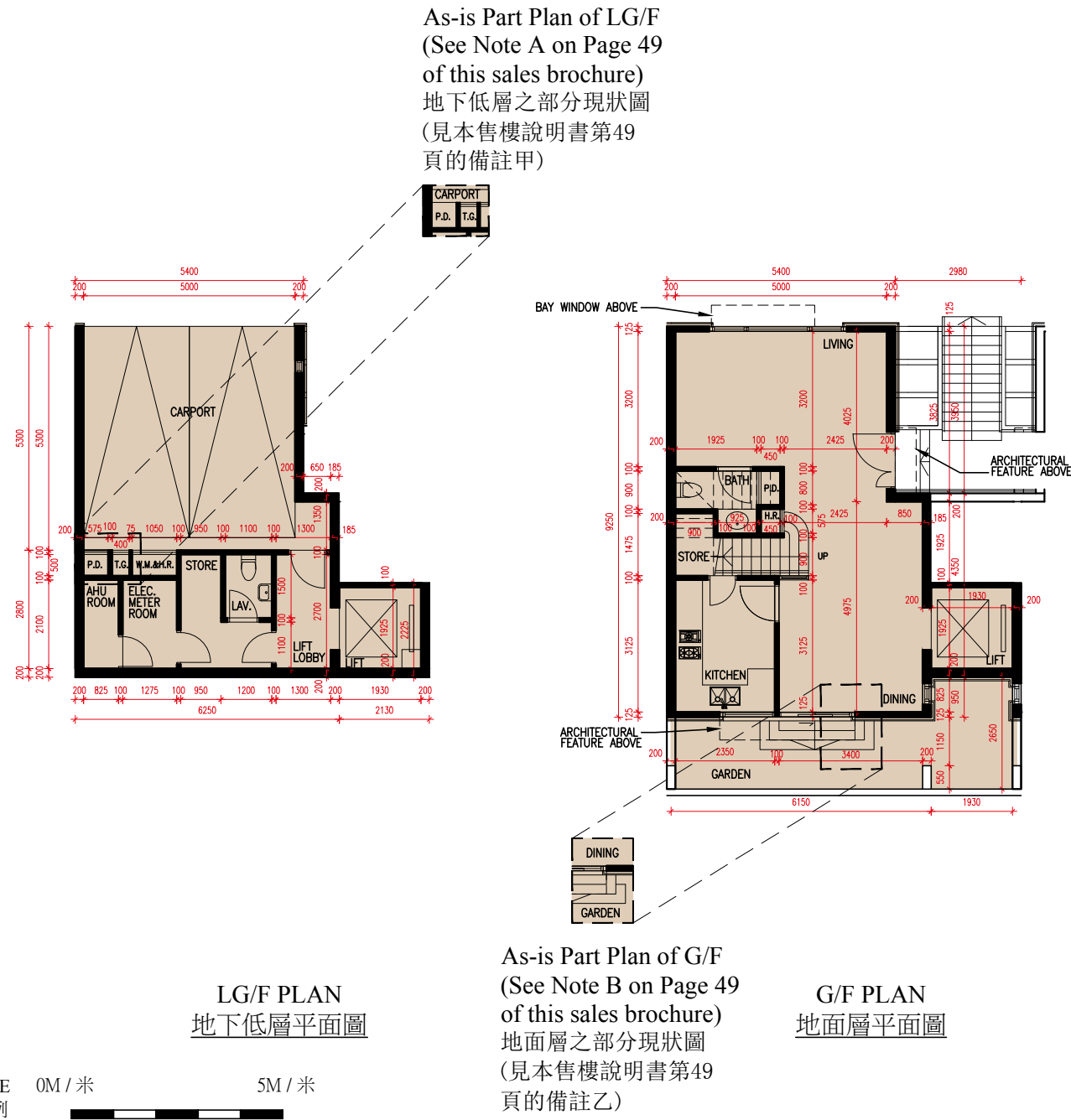
Notes:

- 1. The dimensions of the floor plans are all structural dimensions in millimetre.
- 2. Please refer to page 68 of this sales brochure for legend of the terms and abbreviations shown on the floor plans.
- 3. There may be architectural features and/or exposed pipes on external walls of some of the floors. Please refer to the latest approved building plans for details.
- 4. The indications of fittings such as sinks, toilet closets, bathtubs, wash basins, etc. shown on the floor plans are indications of their approximate locations only and not indication of their actual size, design and shape.
- 5. The internal areas of the residential properties on the upper floors will generally be slightly larger than those on the lower floors because of the reducing thickness of the structural walls on the upper floors. (Not applicable)

備註：

- 1. 樓面平面圖所列之數字為以毫米標示之建築結構尺寸。
- 2. 平面圖中顯示之名詞及簡稱請參閱本售樓說明書第68頁。
- 3. 部份樓層外牆範圍設有建築裝飾及/或外露喉管。詳情請參閱最新的經批准建築圖則。
- 4. 平面圖所示之裝置如洗滌盆、坐廁、浴缸、面盆等僅供展示其大約位置而非展示其實際大小、設計及形狀。
- 5. 因住宅物業的較高樓層的結構牆的厚度遞減，較高樓層的內部面積，一般比較低樓層的內部面積稍大。(不適用)

Floor 樓層	The thickness of the floor slab (excluding plaster) of House 18 (mm) 洋房 18 的樓板 (不包括灰泥) 的厚度 (毫米)	The floor-to-floor height of House 18 (mm) 洋房 18 的層與層之間的高度 (毫米)
LG/F 地下低層	200	2850, 3000
G/F 地面層	150	4000
1/F 一樓	150	3500
2/F 二樓	150	3500
Roof 天台	150	2800, 5000
Top Roof 上層天台	Not Applicable 不適用	Not Applicable 不適用





# FLOOR PLANS OF RESIDENTIAL PROPERTIES IN THE DEVELOPMENT

## 發展項目的住宅物業的樓面平面圖

### Notes:

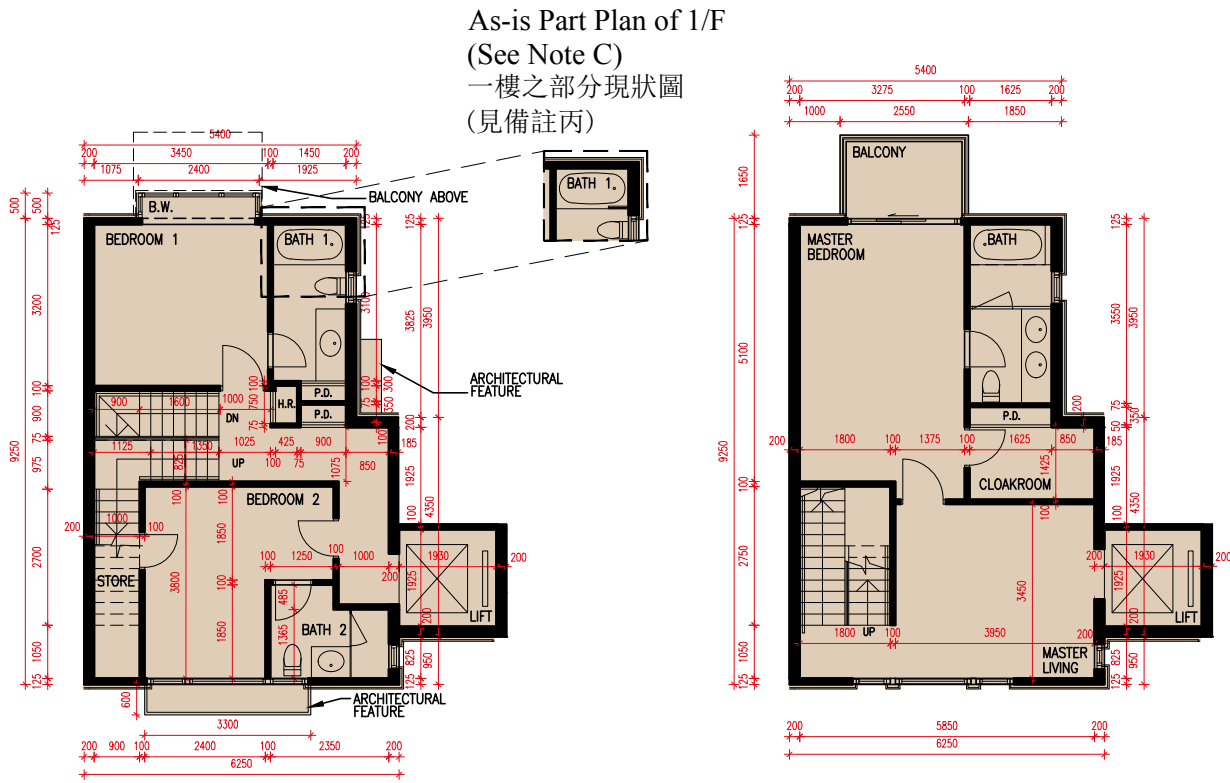
The following alterations to the latest approved building plans are by way of exempted works under the Buildings Ordinance:

- A. The access door of Pipe Duct has been removed.
- B. Adjustments have been made to the stairs of staircase.
- C. A glass partition has been added to bathtub.

### 備註：

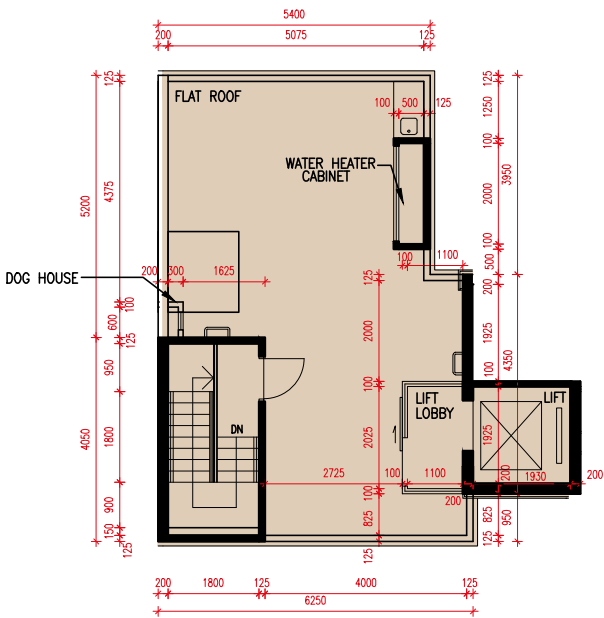
下列對最近期的經批准建築圖則的改動屬於《建築物條例》下的豁免工程：

- 甲. 管道槽的生口門已拆除。
- 乙. 樓梯的梯級已被改動。
- 丙. 浴缸已加建玻璃間隔。

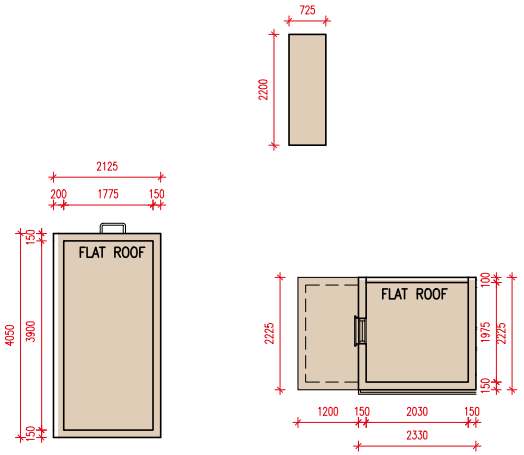


1/F PLAN  
一樓平面圖

2/F PLAN  
二樓平面圖



ROOF/F PLAN  
天台平面圖



TOP ROOF/F PLAN  
上層天台平面圖

SCALE 0M / 米 5M / 米  
比例

# FLOOR PLANS OF RESIDENTIAL PROPERTIES IN THE DEVELOPMENT

## 發展項目的住宅物業的樓面平面圖



### HOUSE 洋房 19

Notes:

- 1. The dimensions of the floor plans are all structural dimensions in millimetre.
- 2. Please refer to page 68 of this sales brochure for legend of the terms and abbreviations shown on the floor plans.
- 3. There may be architectural features and/or exposed pipes on external walls of some of the floors. Please refer to the latest approved building plans for details.
- 4. The indications of fittings such as sinks, toilet closets, bathtubs, wash basins, etc. shown on the floor plans are indications of their approximate locations only and not indication of their actual size, design and shape.
- 5. The internal areas of the residential properties on the upper floors will generally be slightly larger than those on the lower floors because of the reducing thickness of the structural walls on the upper floors. (Not applicable)

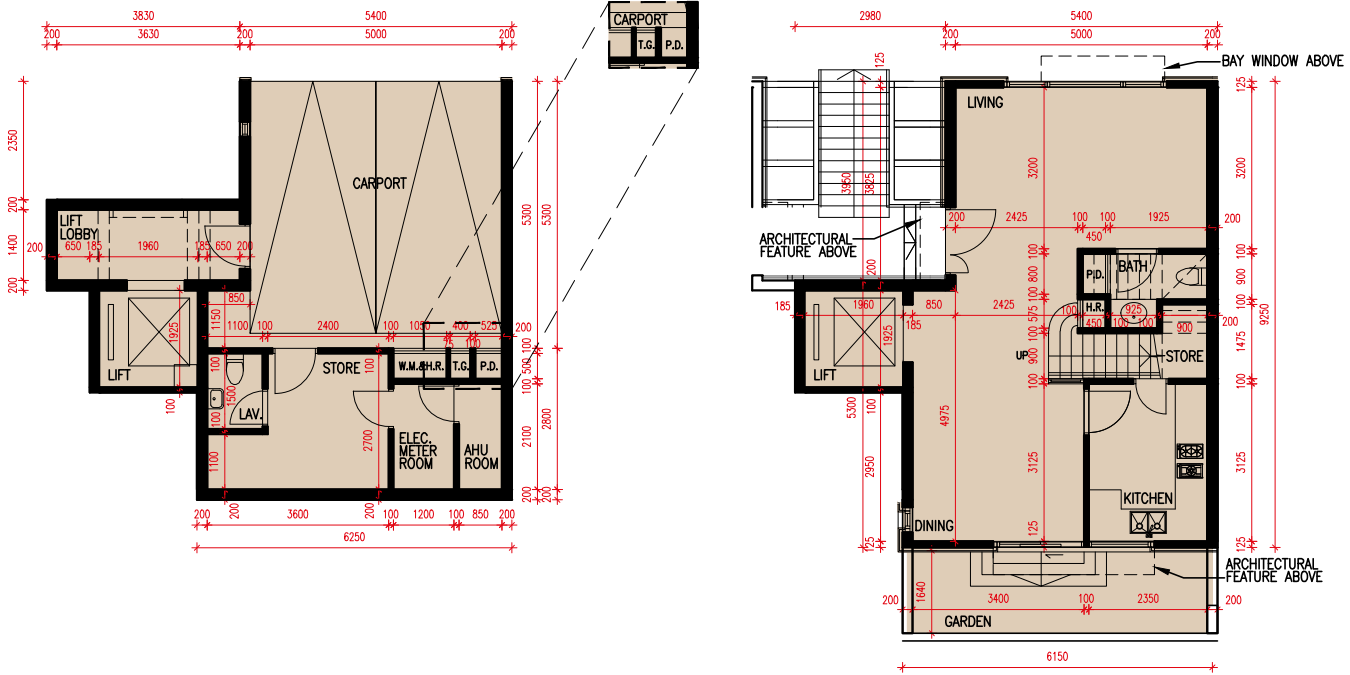
備註：

- 1. 樓面平面圖所列之數字為以毫米標示之建築結構尺寸。
- 2. 平面圖中顯示之名詞及簡稱請參閱本售樓說明書第68頁。
- 3. 部份樓層外牆範圍設有建築裝飾及/或外露喉管。詳情請參閱最新的經批准建築圖則。
- 4. 平面圖所示之裝置如洗滌盆、坐廁、浴缸、面盆等僅供展示其大約位置而非展示其實際大小、設計及形狀。
- 5. 因住宅物業的較高樓層的結構牆的厚度遞減，較高樓層的內部面積，一般比較低樓層的內部面積稍大。(不適用)

Floor 樓層	The thickness of the floor slab (excluding plaster) of House 19 (mm) 洋房 19 的樓板 (不包括灰泥) 的厚度 (毫米)	The floor-to-floor height of House 19 (mm) 洋房 19 的層與層之間的高度 (毫米)
LG/F 地下低層	200	2850, 3000
G/F 地面層	150	4000
1/F 一樓	150	3500
2/F 二樓	150	3500
Roof 天台	150	2800, 5000
Top Roof 上層天台	Not Applicable 不適用	Not Applicable 不適用



As-is Part Plan of LG/F  
(See Note A on Page 51  
of this sales brochure)  
地下低層之部分現狀圖  
(見本售樓說明書第51頁  
的備註甲)



LG/F PLAN  
地下低層平面圖

G/F PLAN  
地面層平面圖





# FLOOR PLANS OF RESIDENTIAL PROPERTIES IN THE DEVELOPMENT

## 發展項目的住宅物業的樓面平面圖

### Notes:

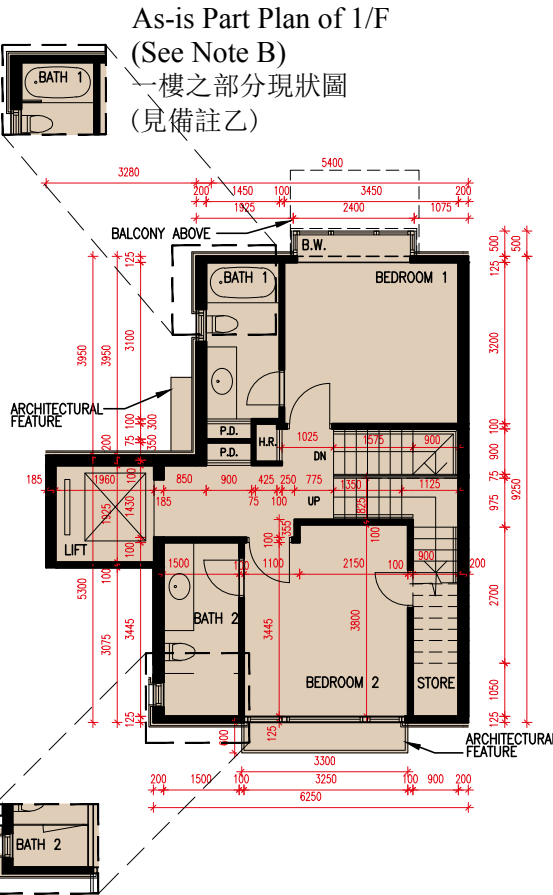
The following alterations to the latest approved building plans are by way of exempted works under the Buildings Ordinance:

- A. The access door of Pipe Duct has been removed.
- B. A glass partition has been added to the bathtub.
- C. A glass partition and a door have been added to the shower cubicle.

### 備註：

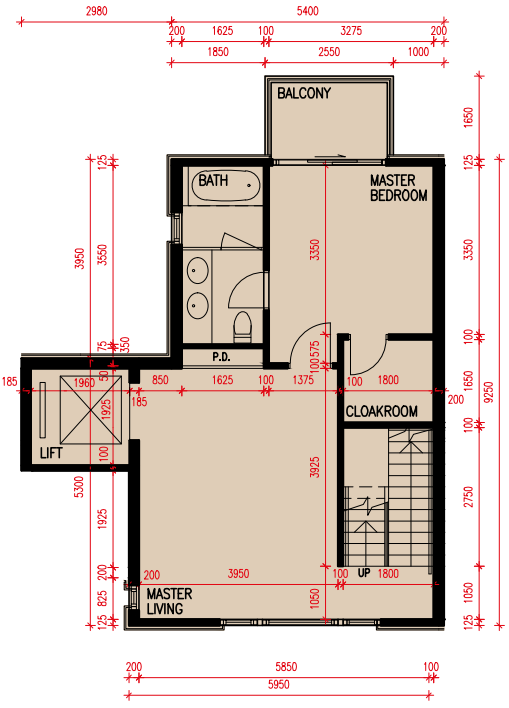
下列對最近期的經批准建築圖則的改動屬於《建築物條例》下的豁免工程：

- 甲. 管道槽的生口門已拆除。
- 乙. 浴缸已加建玻璃間隔。
- 丙. 淋浴間已加建玻璃間隔及門。

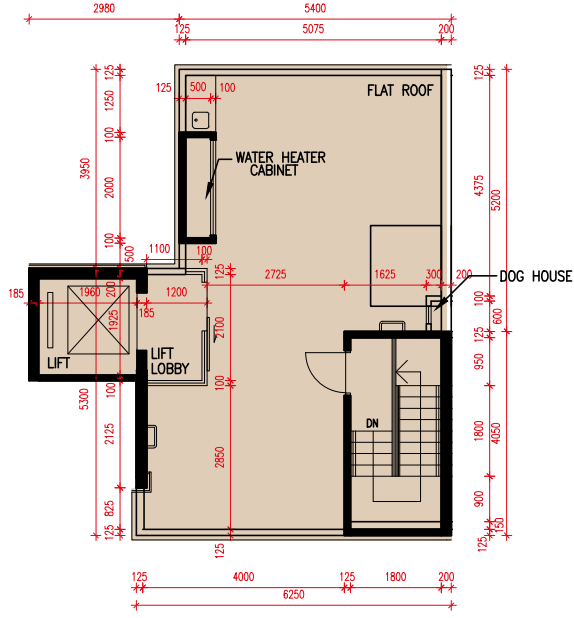


As-is Part Plan of 1/F  
(See Note C)  
一樓之部分現狀圖  
(見備註丙)

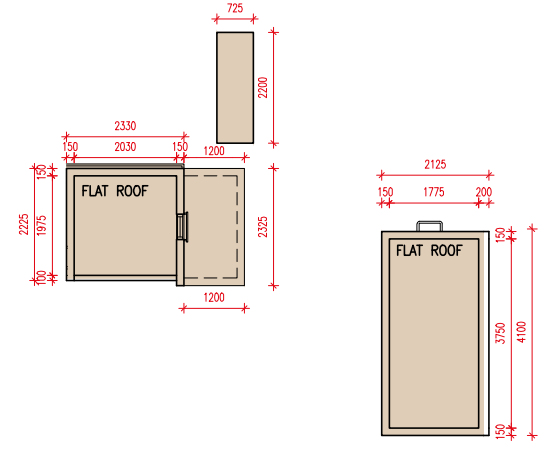
1/F PLAN  
一樓平面圖



2/F PLAN  
二樓平面圖



ROOF/F PLAN  
天台平面圖



TOP ROOF/F PLAN  
上層天台平面圖

SCALE 0M / 米 5M / 米  
比 例



# FLOOR PLANS OF RESIDENTIAL PROPERTIES IN THE DEVELOPMENT

## 發展項目的住宅物業的樓面平面圖



### HOUSE 洋房 20

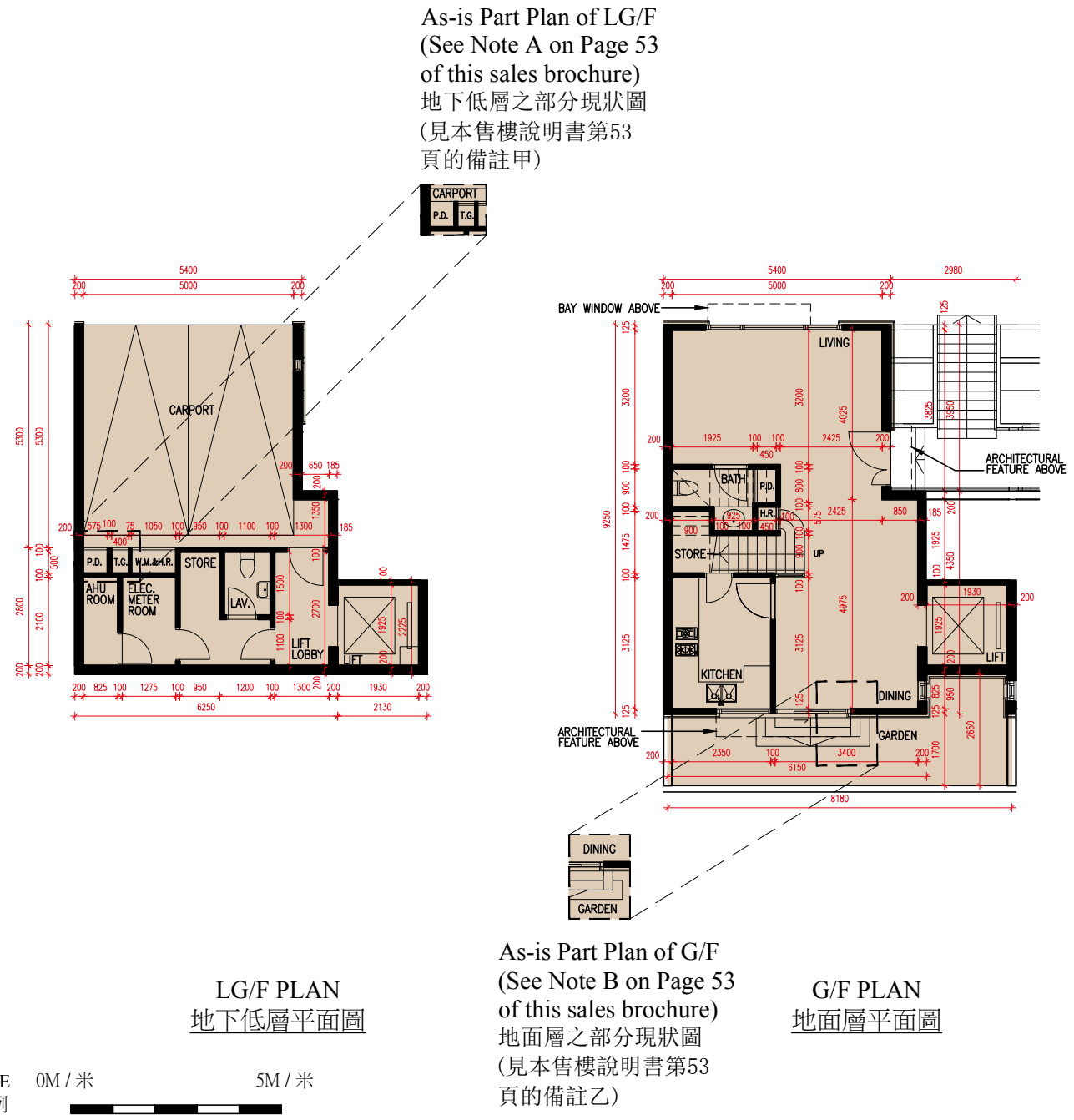
Notes:

- 1. The dimensions of the floor plans are all structural dimensions in millimetre.
- 2. Please refer to page 68 of this sales brochure for legend of the terms and abbreviations shown on the floor plans.
- 3. There may be architectural features and/or exposed pipes on external walls of some of the floors. Please refer to the latest approved building plans for details.
- 4. The indications of fittings such as sinks, toilet closets, bathtubs, wash basins, etc. shown on the floor plans are indications of their approximate locations only and not indication of their actual size, design and shape.
- 5. The internal areas of the residential properties on the upper floors will generally be slightly larger than those on the lower floors because of the reducing thickness of the structural walls on the upper floors. (Not applicable)

備註：

- 1. 樓面平面圖所列之數字為以毫米標示之建築結構尺寸。
- 2. 平面圖中顯示之名詞及簡稱請參閱本售樓說明書第68頁。
- 3. 部份樓層外牆範圍設有建築裝飾及/或外露喉管。詳情請參閱最新的經批准建築圖則。
- 4. 平面圖所示之裝置如洗滌盆、坐廁、浴缸、面盆等僅供展示其大約位置而非展示其實際大小、設計及形狀。
- 5. 因住宅物業的較高樓層的結構牆的厚度遞減，較高樓層的內部面積，一般比較低樓層的內部面積稍大。(不適用)

Floor 樓層	The thickness of the floor slab (excluding plaster) of House 20 (mm) 洋房 20 的樓板 (不包括灰泥) 的厚度 (毫米)	The floor-to-floor height of House 20 (mm) 洋房 20 的層與層之間的高度 (毫米)
LG/F 地下低層	200	2850, 3000
G/F 地面層	150	4000
1/F 一樓	150	3500
2/F 二樓	150	3500
Roof 天台	150	2800, 5000
Top Roof 上層天台	Not Applicable 不適用	Not Applicable 不適用





# FLOOR PLANS OF RESIDENTIAL PROPERTIES IN THE DEVELOPMENT

## 發展項目的住宅物業的樓面平面圖

### Notes:

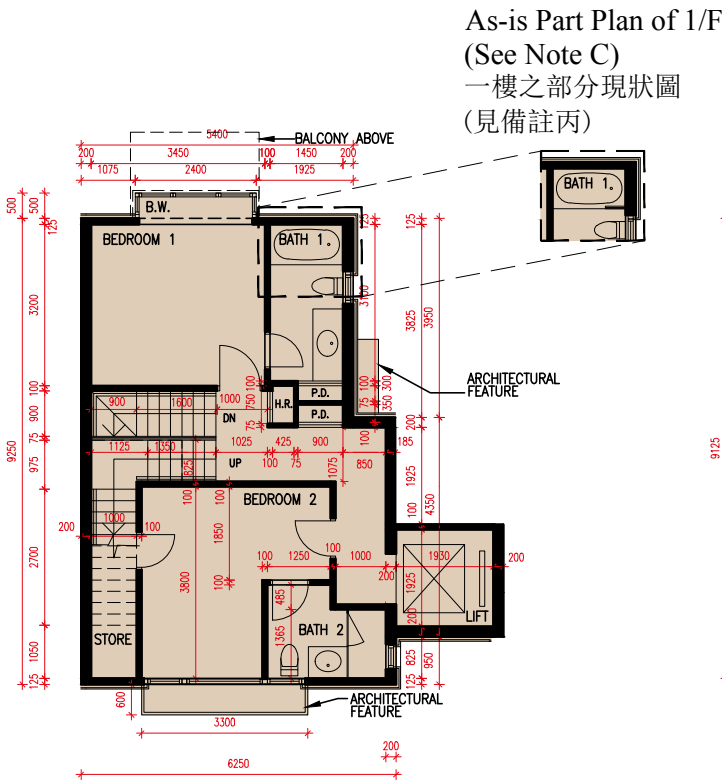
The following alterations to the latest approved building plans are by way of exempted works under the Buildings Ordinance:

- A. The access door of Pipe Duct has been removed.
- B. Adjustments have been made to the stairs of staircase.
- C. A glass partition has been added to bathtub.

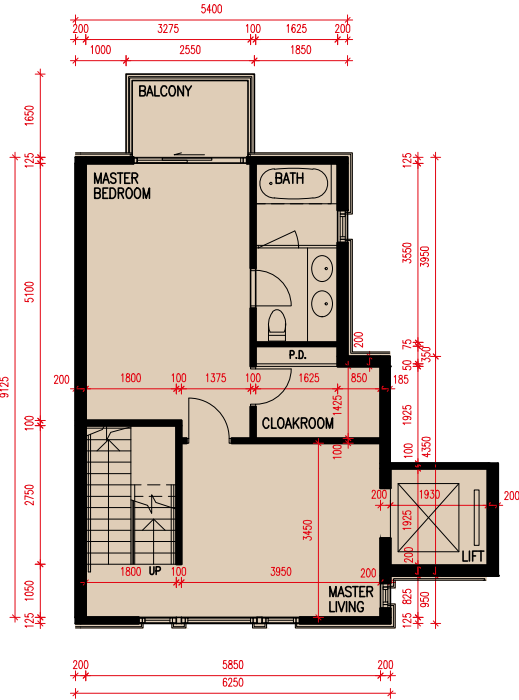
### 備註：

下列對最近期的經批准建築圖則的改動屬於《建築物條例》下的豁免工程：

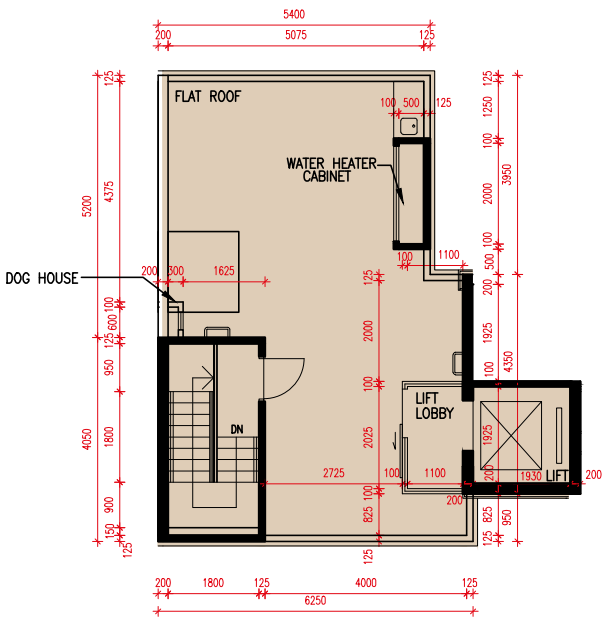
- 甲. 管道槽的生口門已拆除。
- 乙. 樓梯的梯級已被改動。
- 丙. 浴缸已加建玻璃間隔。



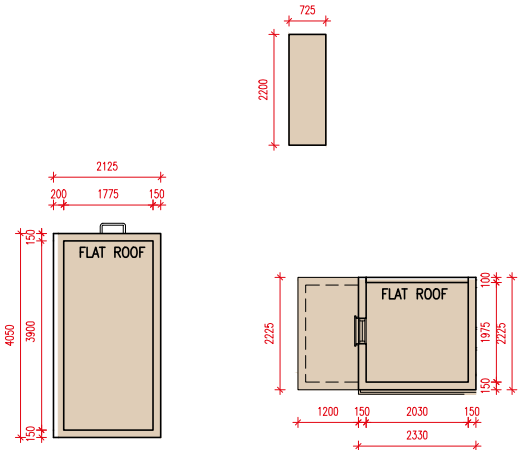
1/F PLAN  
一樓平面圖



2/F PLAN  
二樓平面圖



ROOF/F PLAN  
天台平面圖



TOP ROOF/F PLAN  
上層天台平面圖

SCALE 0M / 米 5M / 米  
比例

# FLOOR PLANS OF RESIDENTIAL PROPERTIES IN THE DEVELOPMENT

## 發展項目的住宅物業的樓面平面圖



### HOUSE 洋房 21

Notes:

1. The dimensions of the floor plans are all structural dimensions in millimetre.
2. Please refer to page 68 of this sales brochure for legend of the terms and abbreviations shown on the floor plans.
3. There may be architectural features and/or exposed pipes on external walls of some of the floors. Please refer to the latest approved building plans for details.
4. The indications of fittings such as sinks, toilet closets, bathtubs, wash basins, etc. shown on the floor plans are indications of their approximate locations only and not indication of their actual size, design and shape.
5. The internal areas of the residential properties on the upper floors will generally be slightly larger than those on the lower floors because of the reducing thickness of the structural walls on the upper floors. (Not applicable)

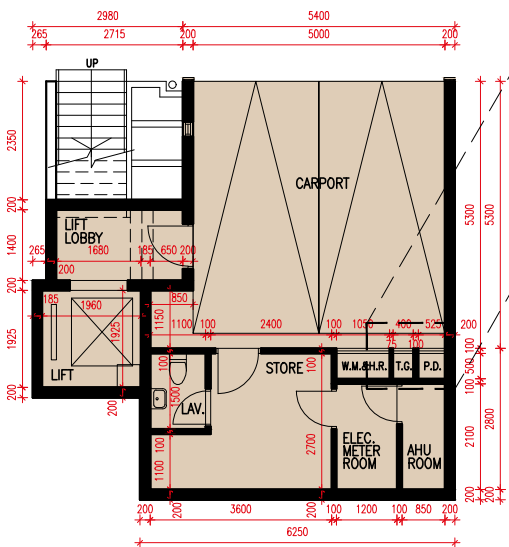
備註：

1. 樓面平面圖所列之數字為以毫米標示之建築結構尺寸。
2. 平面圖中顯示之名詞及簡稱請參閱本售樓說明書第68頁。
3. 部份樓層外牆範圍設有建築裝飾及/或外露喉管。詳情請參閱最新的經批准建築圖則。
4. 平面圖所示之裝置如洗滌盆、坐廁、浴缸、面盆等僅供展示其大約位置而非展示其實際大小、設計及形狀。
5. 因住宅物業的較高樓層的結構牆的厚度遞減，較高樓層的內部面積，一般比較低樓層的內部面積稍大。(不適用)

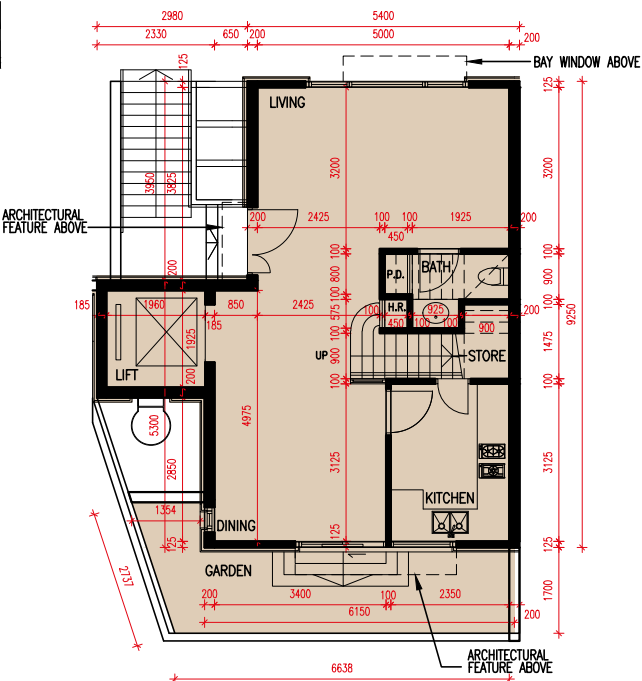
Floor 樓層	The thickness of the floor slab (excluding plaster) of House 21 (mm) 洋房 21 的樓板 (不包括灰泥) 的厚度 (毫米)	The floor-to-floor height of House 21 (mm) 洋房 21 的層與層之間的高度 (毫米)
LG/F 地下低層	200	2850, 3000
G/F 地面層	150	4000
1/F 一樓	150	3500
2/F 二樓	150	3500
Roof 天台	150	2800, 5000
Top Roof 上層天台	Not Applicable 不適用	Not Applicable 不適用



As-is Part Plan of LG/F  
(See Note A on Page 55  
of this sales brochure)  
地下低層之部分現狀圖  
(見本售樓說明書第55頁  
的備註甲)



LG/F PLAN  
地下低層平面圖



G/F PLAN  
地面層平面圖

SCALE 0M / 米 5M / 米  
比例



# FLOOR PLANS OF RESIDENTIAL PROPERTIES IN THE DEVELOPMENT

## 發展項目的住宅物業的樓面平面圖

### Notes:

The following alterations to the latest approved building plans are by way of exempted works under the Buildings Ordinance:

- A. The access door of Pipe Duct has been removed.
- B. A glass partition has been added to the bathtub.
- C. A glass partition and a door have been added to the shower cubicle.
- D. The block wall and the door of cloakroom have been removed and replaced by a featured glass partition with sliding door.
- E. A door has been added between the staircase and the Master Living Area.

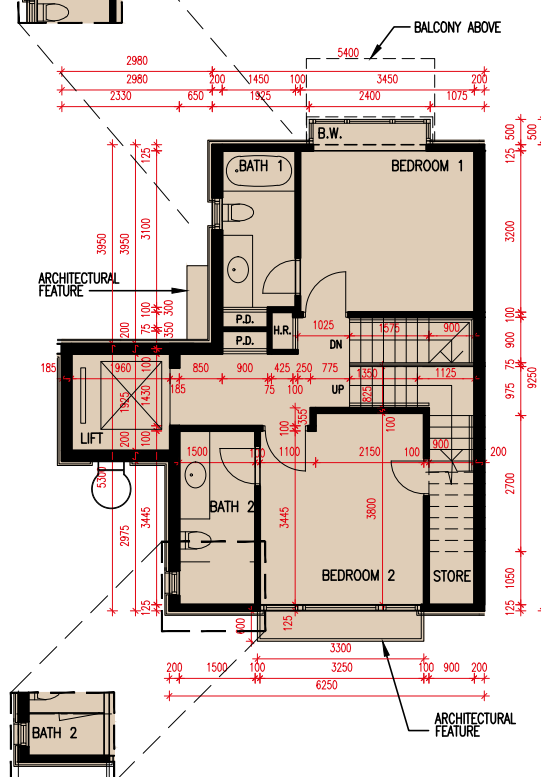
### 備註：

下列對最近期的經批准建築圖則的改動屬於《建築物條例》下的豁免工程：

- 甲. 管道槽的生口門已拆除。
- 乙. 浴缸已加建玻璃間隔。
- 丙. 淋浴間已加建玻璃間隔及門。
- 丁. 衣帽間的間隔牆連門已拆除及以特色玻璃間隔連趟門取代。
- 戊. 樓梯及主人客廳之間加建了一道門。

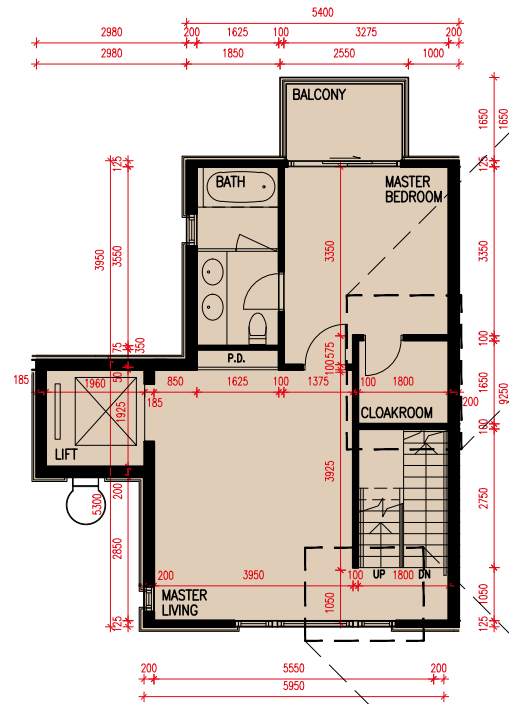


As-is Part Plan of 1/F (See Note B)  
一樓之部分現狀圖(見備註乙)



As-is Part Plan of 1/F  
(See Note C)  
一樓之部分現狀圖  
(見備註丙)

1/F PLAN  
一樓平面圖

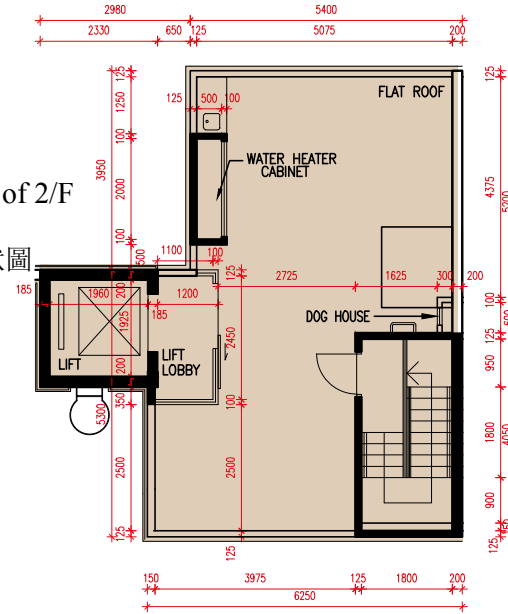


As-is Part Plan of 2/F  
(See Note D)  
二樓之部分現狀圖  
(見備註丁)

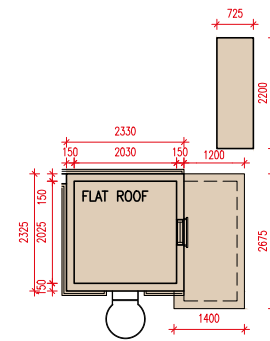


As-is Part Plan of 2/F  
(See Note E)  
二樓之部分現狀圖  
(見備註戊)

2/F PLAN  
二樓平面圖



ROOF/F PLAN  
天台平面圖



TOP ROOF/F PLAN  
上層天台平面圖

SCALE 0M / 米 5M / 米  
比 例



# FLOOR PLANS OF RESIDENTIAL PROPERTIES IN THE DEVELOPMENT

## 發展項目的住宅物業的樓面平面圖



### HOUSE 洋房 22

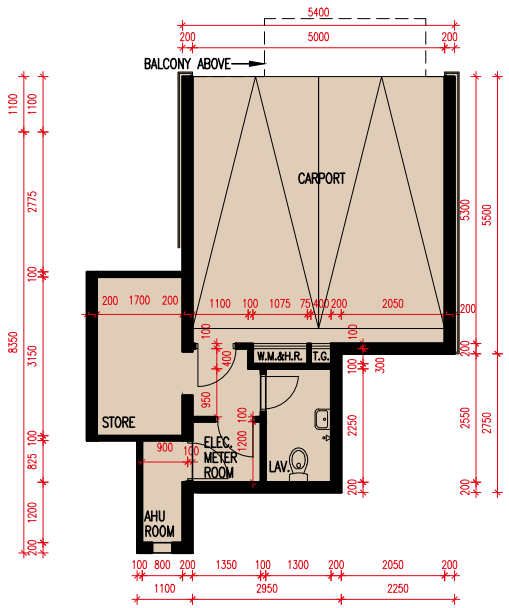
Notes:

- 1. The dimensions of the floor plans are all structural dimensions in millimetre.
- 2. Please refer to page 68 of this sales brochure for legend of the terms and abbreviations shown on the floor plans.
- 3. There may be architectural features and/or exposed pipes on external walls of some of the floors. Please refer to the latest approved building plans for details.
- 4. The indications of fittings such as sinks, toilet closets, bathtubs, wash basins, etc. shown on the floor plans are indications of their approximate locations only and not indication of their actual size, design and shape.
- 5. The internal areas of the residential properties on the upper floors will generally be slightly larger than those on the lower floors because of the reducing thickness of the structural walls on the upper floors. (Not applicable)

備註：

- 1. 樓面平面圖所列之數字為以毫米標示之建築結構尺寸。
- 2. 平面圖中顯示之名詞及簡稱請參閱本售樓說明書第68頁。
- 3. 部份樓層外牆範圍設有建築裝飾及/或外露喉管。詳情請參閱最新的經批准建築圖則。
- 4. 平面圖所示之裝置如洗滌盆、坐廁、浴缸、面盆等僅供展示其大約位置而非展示其實際大小、設計及形狀。
- 5. 因住宅物業的較高樓層的結構牆的厚度遞減，較高樓層的內部面積，一般比較低樓層的內部面積稍大。(不適用)

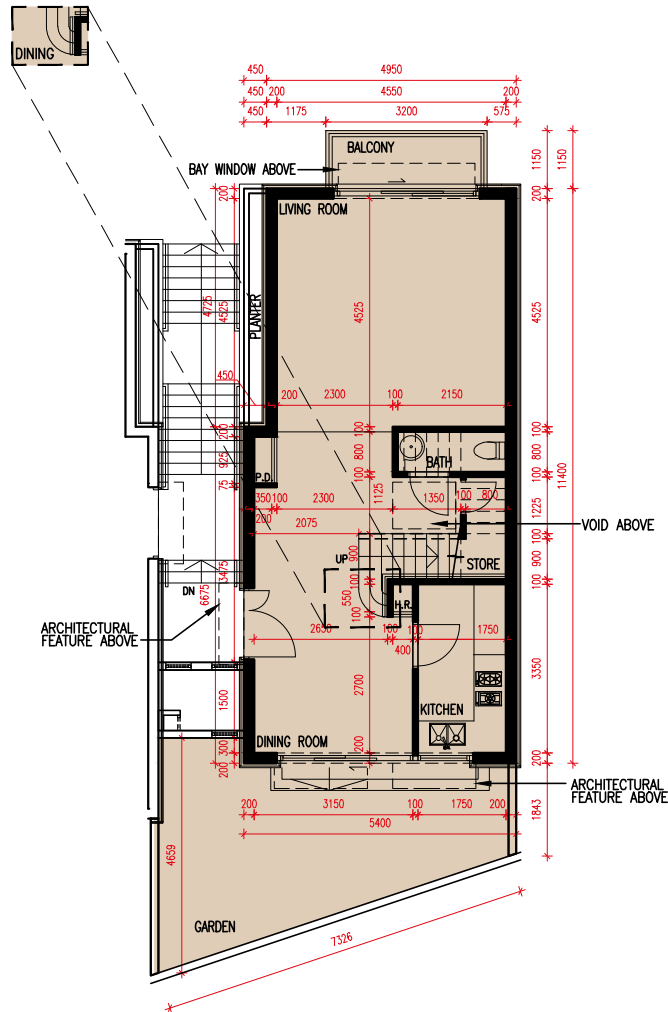
Floor 樓層	The thickness of the floor slab (excluding plaster) of House 22 (mm) 洋房 22 的樓板 (不包括灰泥) 的厚度 (毫米)	The floor-to-floor height of House 22 (mm) 洋房 22 的層與層之間的高度 (毫米)
LG/F 地下低層	200	3000
G/F 地面層	150, 350	3850, 4000
1/F 一樓	150	3300, 3500
2/F 二樓	150	3500
Roof 天台	150	2800
Top Roof 上層天台	Not Applicable 不適用	Not Applicable 不適用



LG/F PLAN  
地下低層平面圖

SCALE 0M / 米 5M / 米  
比例

As-is Part Plan of G/F  
(See Note A on Page 57  
of this sales brochure)  
地面層之部分現狀圖  
(見本售樓說明書第57  
頁的備註甲)



G/F PLAN  
地面層平面圖



# FLOOR PLANS OF RESIDENTIAL PROPERTIES IN THE DEVELOPMENT

## 發展項目的住宅物業的樓面平面圖

### Notes:

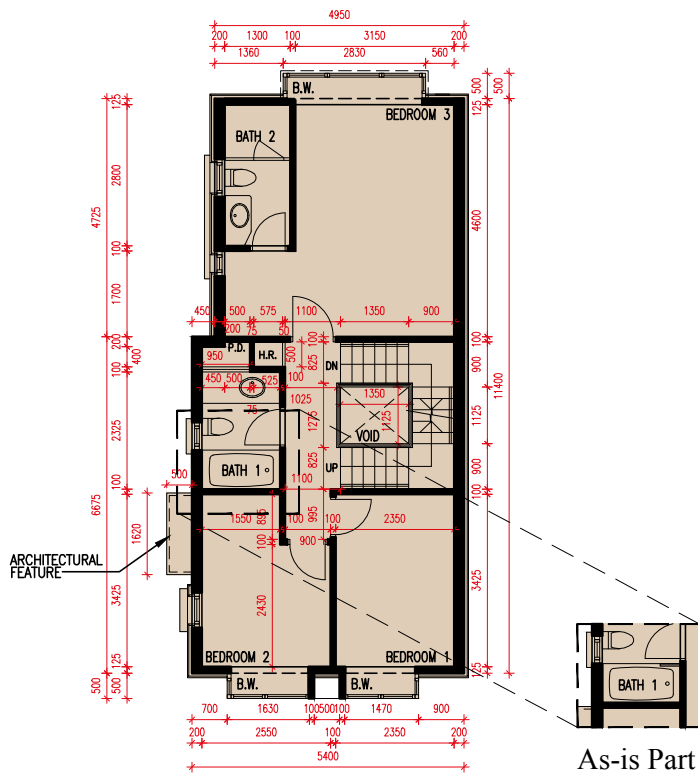
The following alterations to the latest approved building plans are by way of exempted works under the Buildings Ordinance:

- A. Adjustments have been made to handrail of staircase.
- B. A glass partition has been added to the bathtub.
- C. The original Dog House has been removed and replaced by a new Dog House of different dimensions.

### 備註：

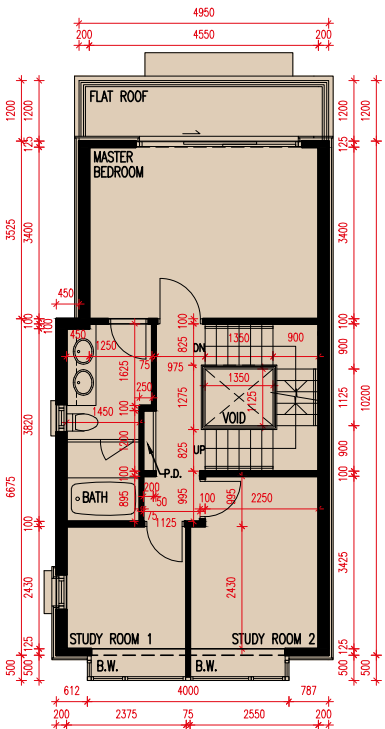
下列對最近期的經批准建築圖則的改動屬於《建築物條例》下的豁免工程：

- 甲. 樓梯扶手已被改動。
- 乙. 浴缸已加建玻璃間隔。
- 丙. 原來的管道房已拆除及以不同尺寸的新管道房取代。

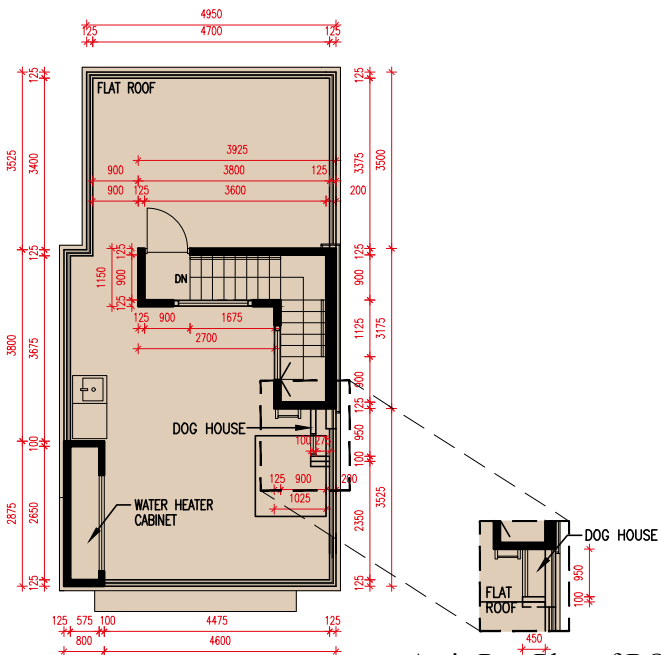


As-is Part Plan of 1/F  
(See Note B)  
一樓之部分現狀圖  
(見備註乙)

1/F PLAN  
一樓平面圖

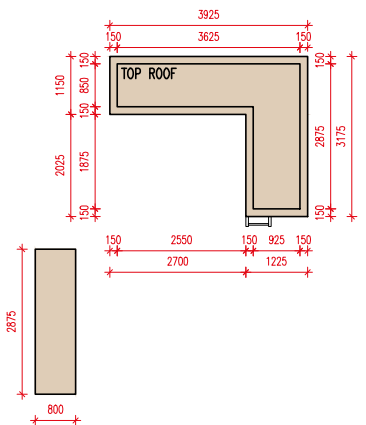


2/F PLAN  
二樓平面圖



As-is Part Plan of ROOF/F  
(See Note C)  
天台之部分現狀圖  
(見備註丙)

ROOF/F PLAN  
天台平面圖



TOP ROOF/F PLAN  
上層天台平面圖

SCALE 0M / 米 5M / 米  
比例

# FLOOR PLANS OF RESIDENTIAL PROPERTIES IN THE DEVELOPMENT

## 發展項目的住宅物業的樓面平面圖



### HOUSE 洋房 23

Notes:

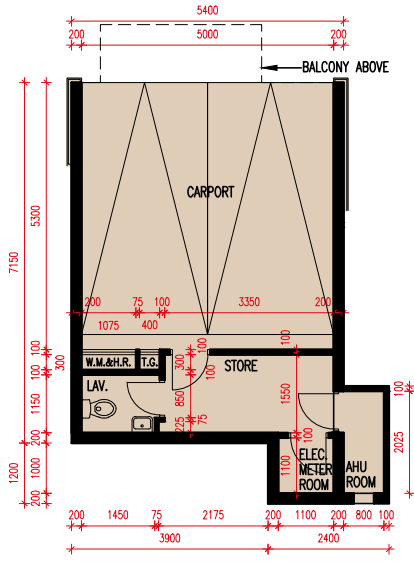
- 1. The dimensions of the floor plans are all structural dimensions in millimetre.
- 2. Please refer to page 68 of this sales brochure for legend of the terms and abbreviations shown on the floor plans.
- 3. There may be architectural features and/or exposed pipes on external walls of some of the floors. Please refer to the latest approved building plans for details.
- 4. The indications of fittings such as sinks, toilet closets, bathtubs, wash basins, etc. shown on the floor plans are indications of their approximate locations only and not indication of their actual size, design and shape.
- 5. The internal areas of the residential properties on the upper floors will generally be slightly larger than those on the lower floors because of the reducing thickness of the structural walls on the upper floors. (Not applicable)

備註：

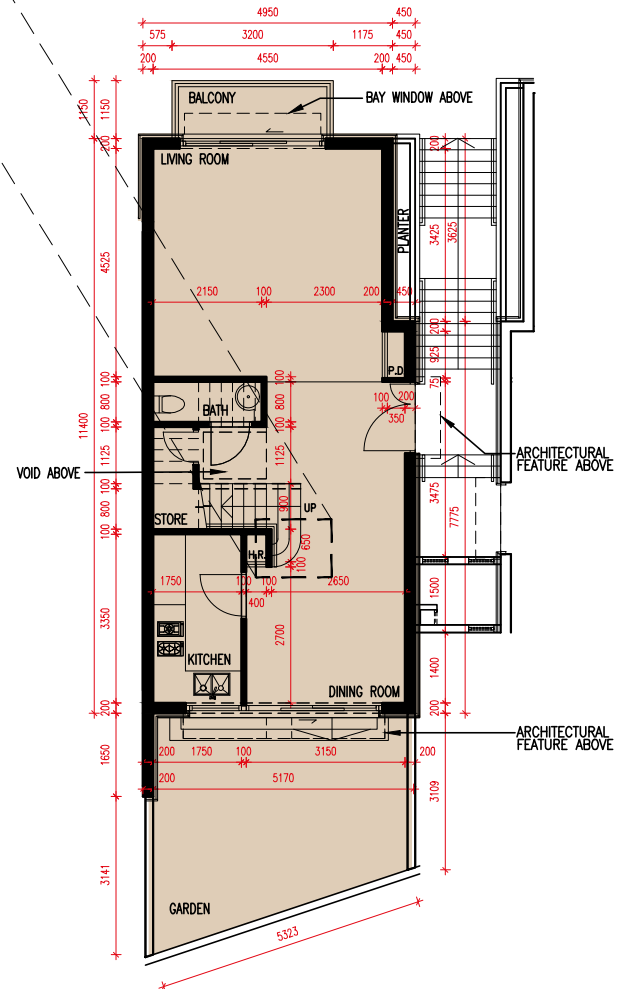
- 1. 樓面平面圖所列之數字為以毫米標示之建築結構尺寸。
- 2. 平面圖中顯示之名詞及簡稱請參閱本售樓說明書第68頁。
- 3. 部份樓層外牆範圍設有建築裝飾及/或外露喉管。詳情請參閱最新的經批准建築圖則。
- 4. 平面圖所示之裝置如洗滌盆、坐廁、浴缸、面盆等僅供展示其大約位置而非展示其實際大小、設計及形狀。
- 5. 因住宅物業的較高樓層的結構牆的厚度遞減，較高樓層的內部面積，一般比較低樓層的內部面積稍大。(不適用)

Floor 樓層	The thickness of the floor slab (excluding plaster) of House 23 (mm) 洋房 23 的樓板 (不包括灰泥) 的厚度 (毫米)	The floor-to-floor height of House 23 (mm) 洋房 23 的層與層之間的高度 (毫米)
LG/F 地下低層	200	3000
G/F 地面層	150, 350	3850, 4000
1/F 一樓	150	3300, 3500
2/F 二樓	150	3500
Roof 天台	150	2800
Top Roof 上層天台	Not Applicable 不適用	Not Applicable 不適用

As-is Part Plan of G/F  
(See Note A on Page 59  
of this sales brochure)  
地面層之部分現狀圖  
(見本售樓說明書第59  
頁的備註甲)



LG/F PLAN  
地下低層平面圖



G/F PLAN  
地面層平面圖

SCALE 0M / 米 5M / 米  
比例



# FLOOR PLANS OF RESIDENTIAL PROPERTIES IN THE DEVELOPMENT

## 發展項目的住宅物業的樓面平面圖

### Notes:

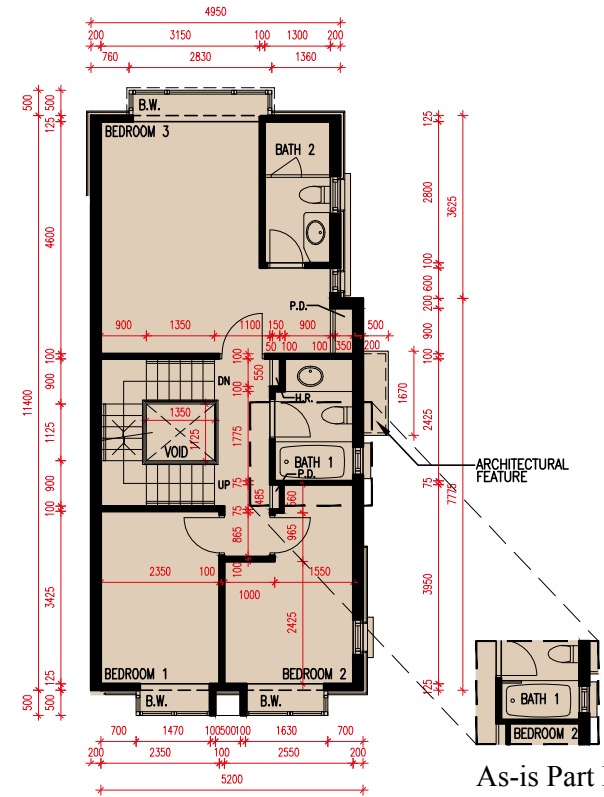
The following alterations to the latest approved building plans are by way of exempted works under the Buildings Ordinance:

- A. Adjustments have been made to handrail of staircase.
- B. A glass partition has been added to the bathtub.
- C. The original Dog House has been removed and replaced by a new Dog House of different dimensions.

### 備註：

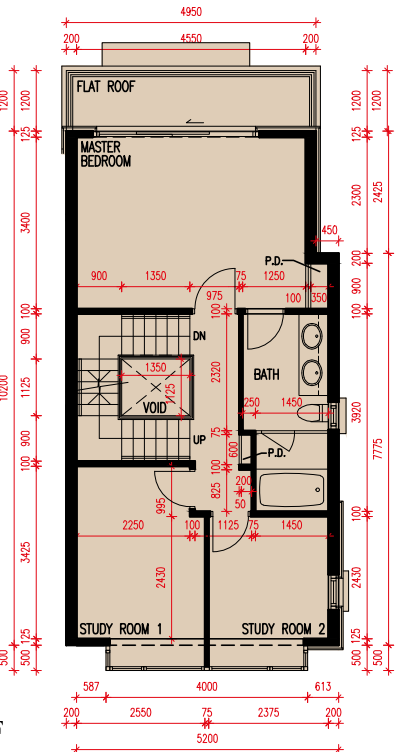
下列對最近期的經批准建築圖則的改動屬於《建築物條例》下的豁免工程：

- 甲. 樓梯扶手已被改動。
- 乙. 浴缸已加建玻璃間隔。
- 丙. 原來的管道房已拆除及以不同尺寸的新管道房取代。

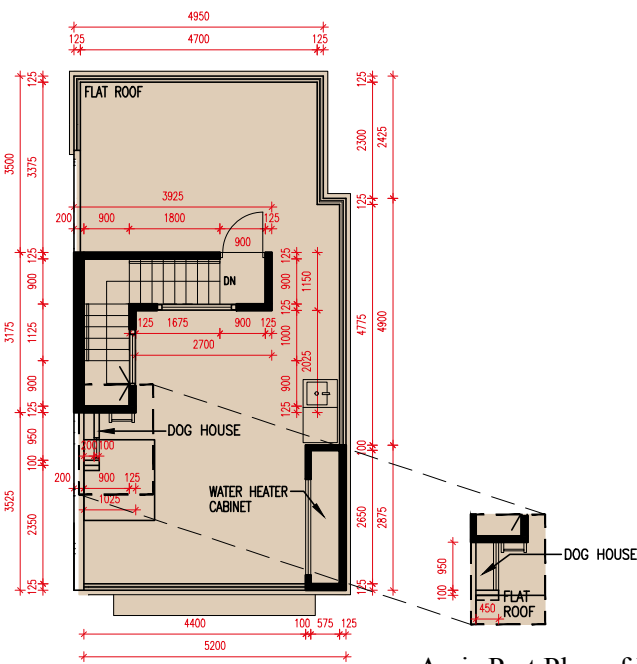


As-is Part Plan of 1/F  
(See Note B)  
一樓之部分現狀圖  
(見備註乙)

1/F PLAN  
一樓平面圖

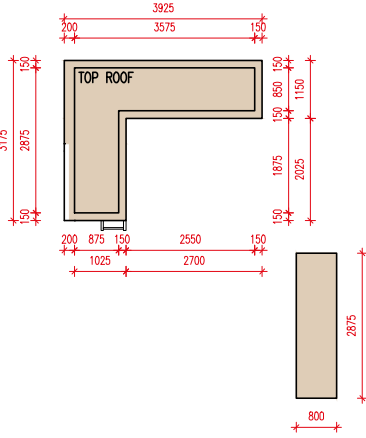


2/F PLAN  
二樓平面圖



As-is Part Plan of ROOF/F  
(See Note C)  
天台之部分現狀圖  
(見備註丙)

ROOF/F PLAN  
天台平面圖



TOP ROOF/F PLAN  
上層天台平面圖

SCALE 0M / 米 5M / 米  
比 例



# FLOOR PLANS OF RESIDENTIAL PROPERTIES IN THE DEVELOPMENT

## 發展項目的住宅物業的樓面平面圖



### HOUSE 洋房 25

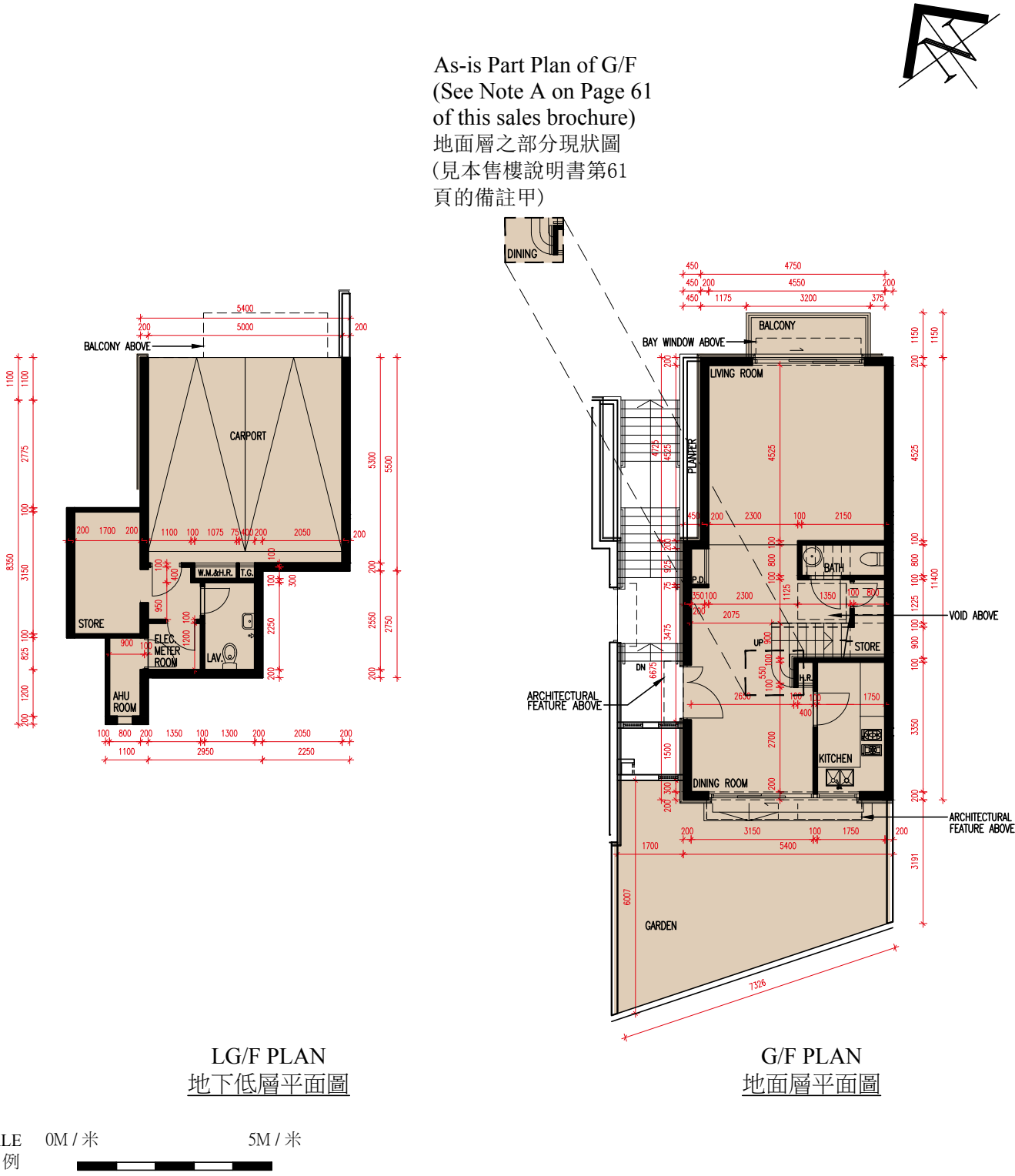
Notes:

- 1. The dimensions of the floor plans are all structural dimensions in millimetre.
- 2. Please refer to page 68 of this sales brochure for legend of the terms and abbreviations shown on the floor plans.
- 3. There may be architectural features and/or exposed pipes on external walls of some of the floors. Please refer to the latest approved building plans for details.
- 4. The indications of fittings such as sinks, toilet closets, bathtubs, wash basins, etc. shown on the floor plans are indications of their approximate locations only and not indication of their actual size, design and shape.
- 5. The internal areas of the residential properties on the upper floors will generally be slightly larger than those on the lower floors because of the reducing thickness of the structural walls on the upper floors. (Not applicable)

備註：

- 1. 樓面平面圖所列之數字為以毫米標示之建築結構尺寸。
- 2. 平面圖中顯示之名詞及簡稱請參閱本售樓說明書第68頁。
- 3. 部份樓層外牆範圍設有建築裝飾及/或外露喉管。詳情請參閱最新的經批准建築圖則。
- 4. 平面圖所示之裝置如洗滌盆、坐廁、浴缸、面盆等僅供展示其大約位置而非展示其實際大小、設計及形狀。
- 5. 因住宅物業的較高樓層的結構牆的厚度遞減，較高樓層的內部面積，一般比較低樓層的內部面積稍大。(不適用)

Floor 樓層	The thickness of the floor slab (excluding plaster) of House 25 (mm) 洋房 25 的樓板 (不包括灰泥) 的厚度 (毫米)	The floor-to-floor height of House 25 (mm) 洋房 25 的層與層之間的高度 (毫米)
LG/F 地下低層	200	3000
G/F 地面層	150, 350	3850, 4000
1/F 一樓	150	3300, 3500
2/F 二樓	150	3500
Roof 天台	150	2800
Top Roof 上層天台	Not Applicable 不適用	Not Applicable 不適用





# FLOOR PLANS OF RESIDENTIAL PROPERTIES IN THE DEVELOPMENT

## 發展項目的住宅物業的樓面平面圖

Notes:

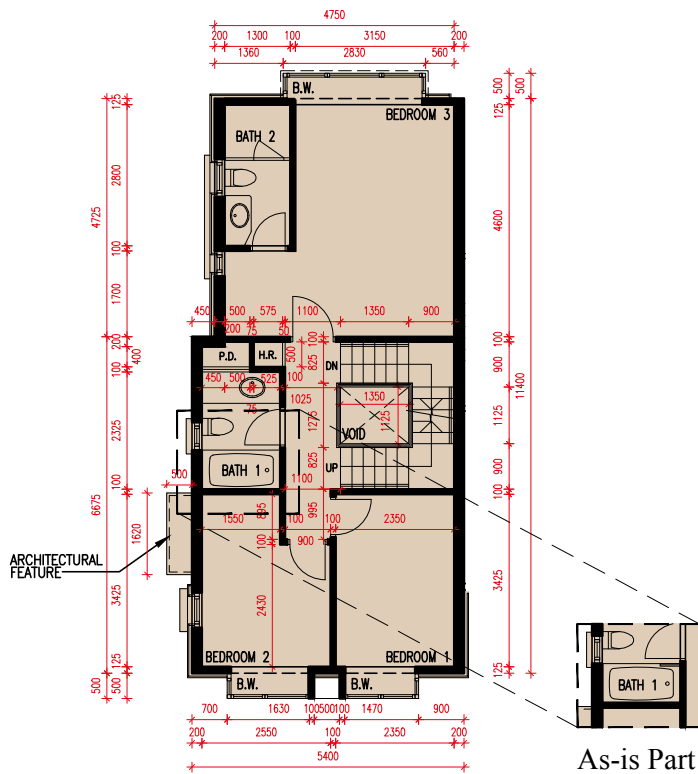
The following alterations to the latest approved building plans are by way of exempted works under the Buildings Ordinance:

- A. Adjustments have been made to handrail of staircase.
- B. A glass partition has been added to the bathtub.
- C. The original Dog House has been removed and replaced by a new Dog House of different dimensions.

備註：

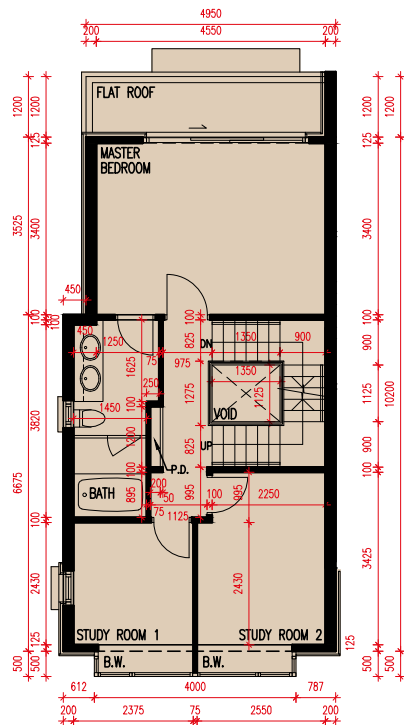
下列對最近期的經批准建築圖則的改動屬於《建築物條例》下的豁免工程：

- 甲. 樓梯扶手已被改動。
- 乙. 浴缸已加建玻璃間隔。
- 丙. 原來的管道房已拆除及以不同尺寸的新管道房取代。

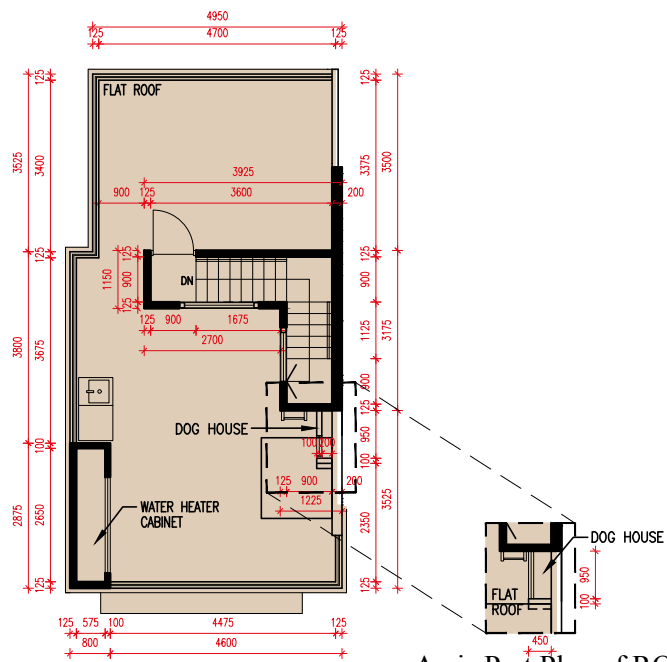


As-is Part Plan of 1/F  
(See Note B)  
一樓之部分現狀圖  
(見備註乙)

1/F PLAN  
一樓平面圖

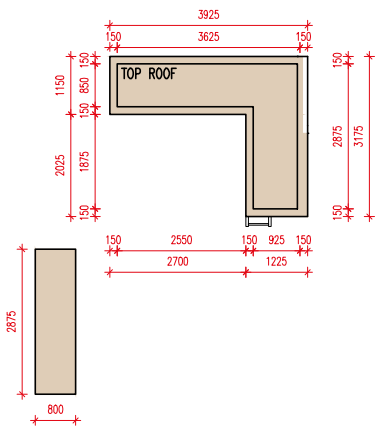


2/F PLAN  
二樓平面圖



As-is Part Plan of ROOF/F  
(See Note C)  
天台之部分現狀圖  
(見備註丙)

ROOF/F PLAN  
天台平面圖



TOP ROOF/F PLAN  
上層天台平面圖

SCALE 0M / 米 5M / 米  
比例

# FLOOR PLANS OF RESIDENTIAL PROPERTIES IN THE DEVELOPMENT

## 發展項目的住宅物業的樓面平面圖



### HOUSE 洋房 26

Notes:

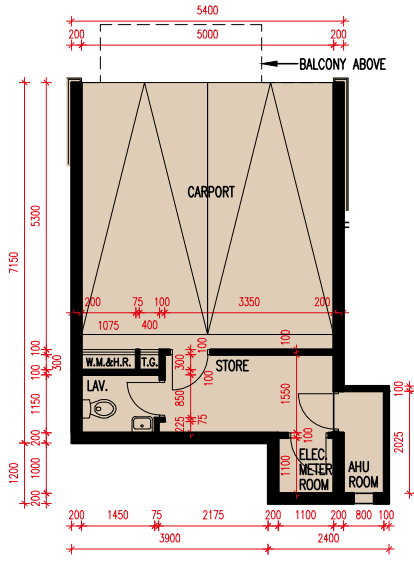
- 1. The dimensions of the floor plans are all structural dimensions in millimetre.
- 2. Please refer to page 68 of this sales brochure for legend of the terms and abbreviations shown on the floor plans.
- 3. There may be architectural features and/or exposed pipes on external walls of some of the floors. Please refer to the latest approved building plans for details.
- 4. The indications of fittings such as sinks, toilet closets, bathtubs, wash basins, etc. shown on the floor plans are indications of their approximate locations only and not indication of their actual size, design and shape.
- 5. The internal areas of the residential properties on the upper floors will generally be slightly larger than those on the lower floors because of the reducing thickness of the structural walls on the upper floors. (Not applicable)

備註：

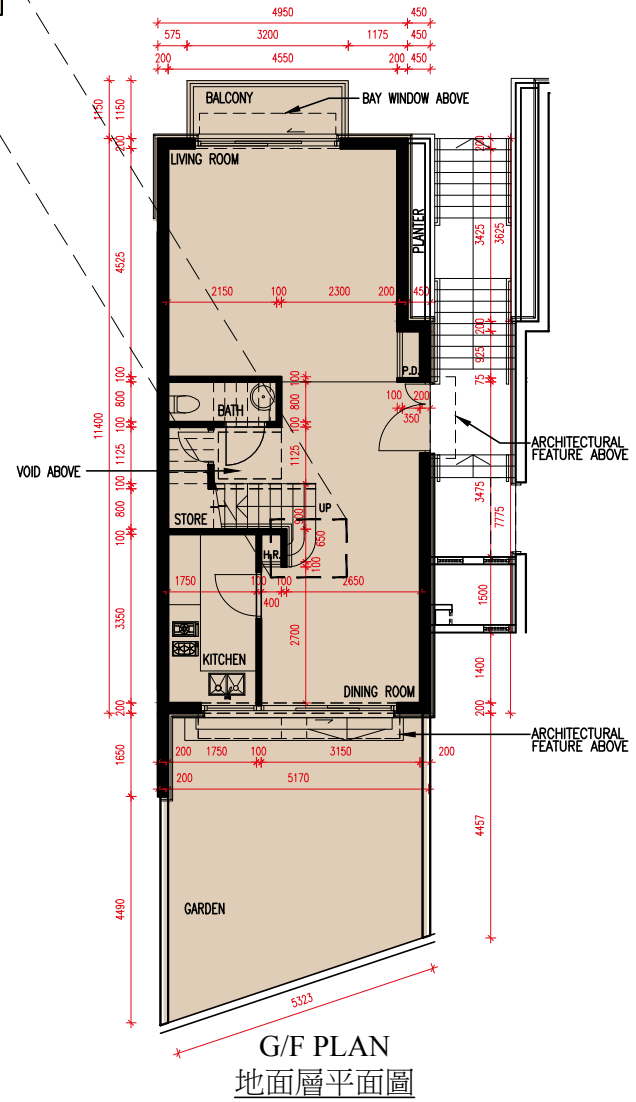
- 1. 樓面平面圖所列之數字為以毫米標示之建築結構尺寸。
- 2. 平面圖中顯示之名詞及簡稱請參閱本售樓說明書第68頁。
- 3. 部份樓層外牆範圍設有建築裝飾及/或外露喉管。詳情請參閱最新的經批准建築圖則。
- 4. 平面圖所示之裝置如洗滌盆、坐廁、浴缸、面盆等僅供展示其大約位置而非展示其實際大小、設計及形狀。
- 5. 因住宅物業的較高樓層的結構牆的厚度遞減，較高樓層的內部面積，一般比較低樓層的內部面積稍大。(不適用)

Floor 樓層	The thickness of the floor slab (excluding plaster) of House 26 (mm) 洋房 26 的樓板 (不包括灰泥) 的厚度 (毫米)	The floor-to-floor height of House 26 (mm) 洋房 26 的層與層之間的高度 (毫米)
LG/F 地下低層	200	3000
G/F 地面層	150, 350	3850, 4000
1/F 一樓	150	3300, 3500
2/F 二樓	150	3500
Roof 天台	150	2800
Top Roof 上層天台	Not Applicable 不適用	Not Applicable 不適用

As-is Part Plan of G/F  
(See Note A on Page 63  
of this sales brochure)  
地面層之部分現狀圖  
(見本售樓說明書第63  
頁的備註甲)



LG/F PLAN  
地下低層平面圖



SCALE 0M / 米 5M / 米  
比例



# FLOOR PLANS OF RESIDENTIAL PROPERTIES IN THE DEVELOPMENT

## 發展項目的住宅物業的樓面平面圖

### Notes:

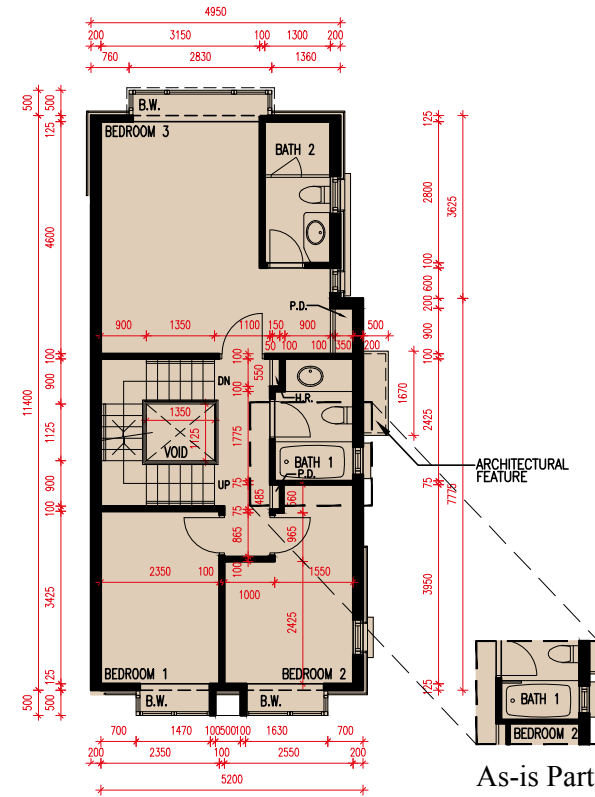
The following alterations to the latest approved building plans are by way of exempted works under the Buildings Ordinance:

- A. Adjustments have been made to handrail of staircase.
- B. A glass partition has been added to the bathtub.
- C. The original Dog House has been removed and replaced by a new Dog House of different dimensions.

### 備註：

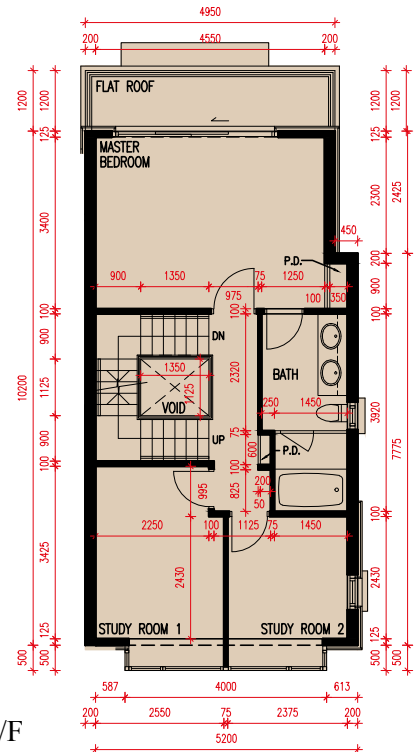
下列對最近期的經批准建築圖則的改動屬於《建築物條例》下的豁免工程：

- 甲. 樓梯扶手已被改動。
- 乙. 浴缸已加建玻璃間隔。
- 丙. 原來的管道房已拆除及以不同尺寸的新管道房取代。

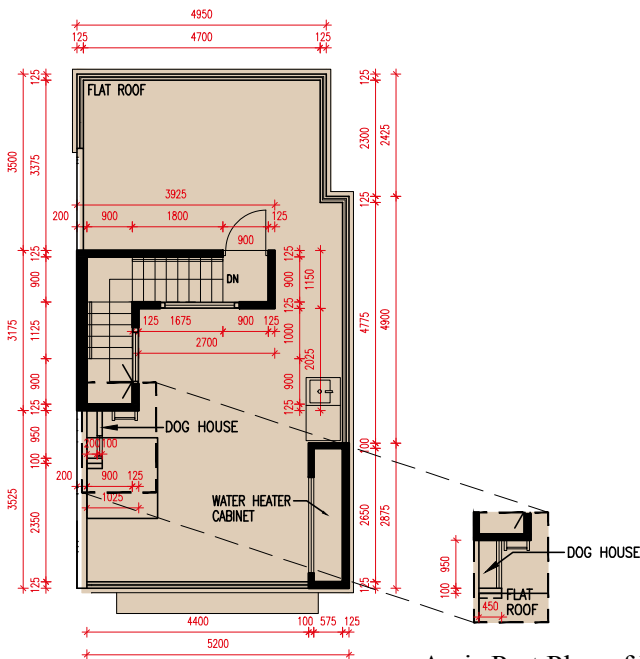


As-is Part Plan of 1/F  
(See Note B)  
一樓之部分現狀圖  
(見備註乙)

1/F PLAN  
一樓平面圖

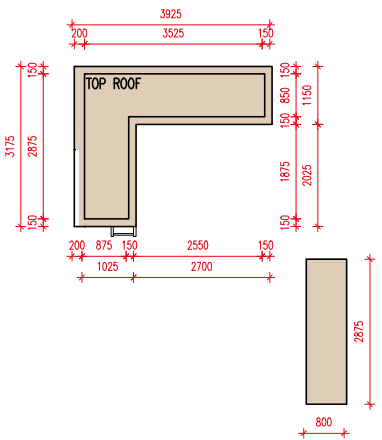


2/F PLAN  
二樓平面圖



As-is Part Plan of ROOF/F  
(See Note C)  
天台之部分現狀圖  
(見備註丙)

ROOF/F PLAN  
天台平面圖



TOP ROOF/F PLAN  
上層天台平面圖

SCALE 0M / 米 5M / 米  
比 例



# FLOOR PLANS OF RESIDENTIAL PROPERTIES IN THE DEVELOPMENT

## 發展項目的住宅物業的樓面平面圖



### HOUSE 洋房 27

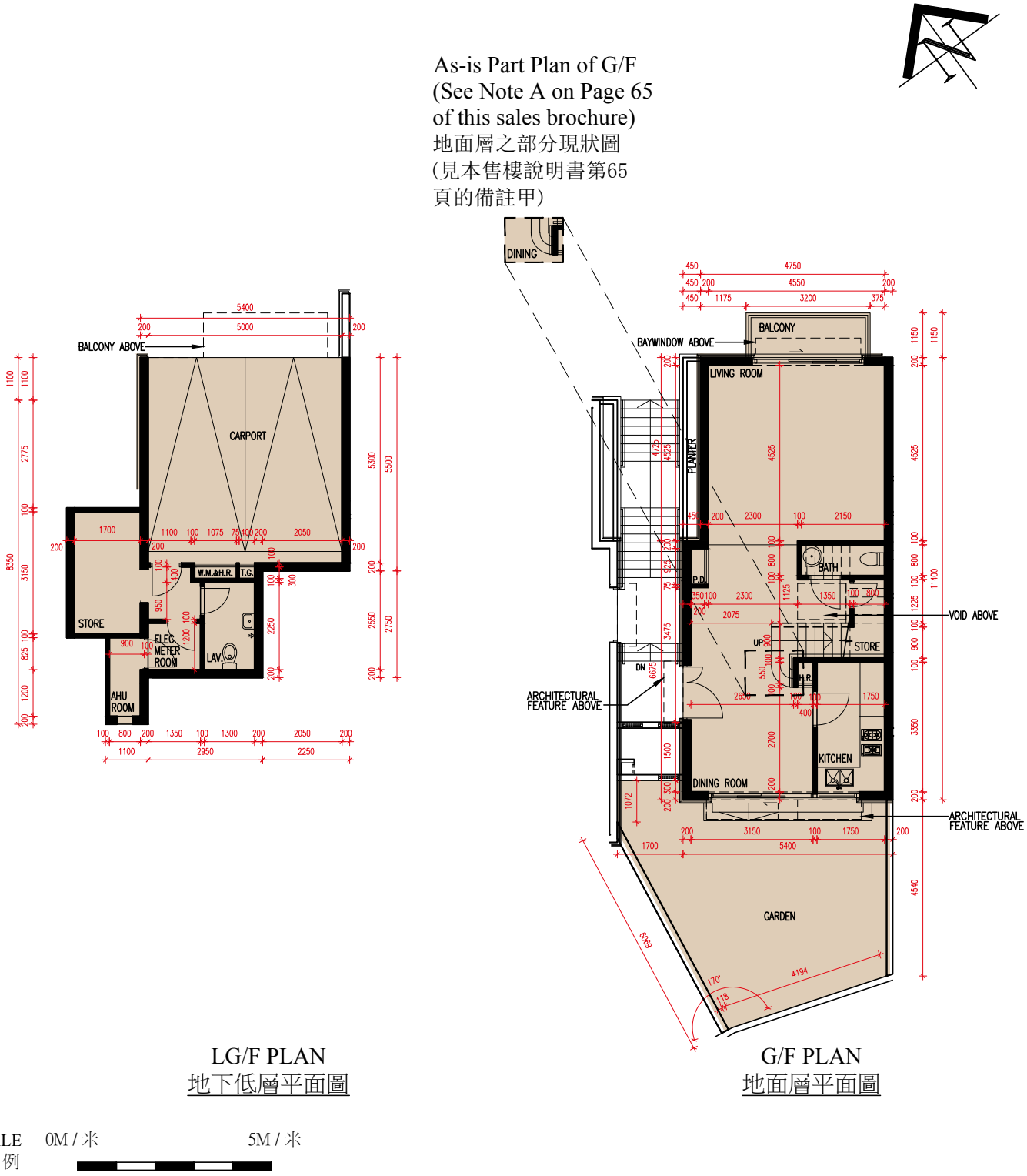
Notes:

1. The dimensions of the floor plans are all structural dimensions in millimetre.
2. Please refer to page 68 of this sales brochure for legend of the terms and abbreviations shown on the floor plans.
3. There may be architectural features and/or exposed pipes on external walls of some of the floors. Please refer to the latest approved building plans for details.
4. The indications of fittings such as sinks, toilet closets, bathtubs, wash basins, etc. shown on the floor plans are indications of their approximate locations only and not indication of their actual size, design and shape.
5. The internal areas of the residential properties on the upper floors will generally be slightly larger than those on the lower floors because of the reducing thickness of the structural walls on the upper floors. (Not applicable)

備註：

1. 樓面平面圖所列之數字為以毫米標示之建築結構尺寸。
2. 平面圖中顯示之名詞及簡稱請參閱本售樓說明書第68頁。
3. 部份樓層外牆範圍設有建築裝飾及/或外露喉管。詳情請參閱最新的經批准建築圖則。
4. 平面圖所示之裝置如洗滌盆、坐廁、浴缸、面盆等僅供展示其大約位置而非展示其實際大小、設計及形狀。
5. 因住宅物業的較高樓層的結構牆的厚度遞減，較高樓層的內部面積，一般比較低樓層的內部面積稍大。(不適用)

Floor 樓層	The thickness of the floor slab (excluding plaster) of House 27 (mm) 洋房 27 的樓板 (不包括灰泥) 的厚度 (毫米)	The floor-to-floor height of House 27 (mm) 洋房 27 的層與層之間的高度 (毫米)
LG/F 地下低層	200	3000
G/F 地面層	150, 350	3850, 4000
1/F 一樓	150	3300, 3500
2/F 二樓	150	3500
Roof 天台	150	2800
Top Roof 上層天台	Not Applicable 不適用	Not Applicable 不適用





# FLOOR PLANS OF RESIDENTIAL PROPERTIES IN THE DEVELOPMENT

## 發展項目的住宅物業的樓面平面圖

### Notes:

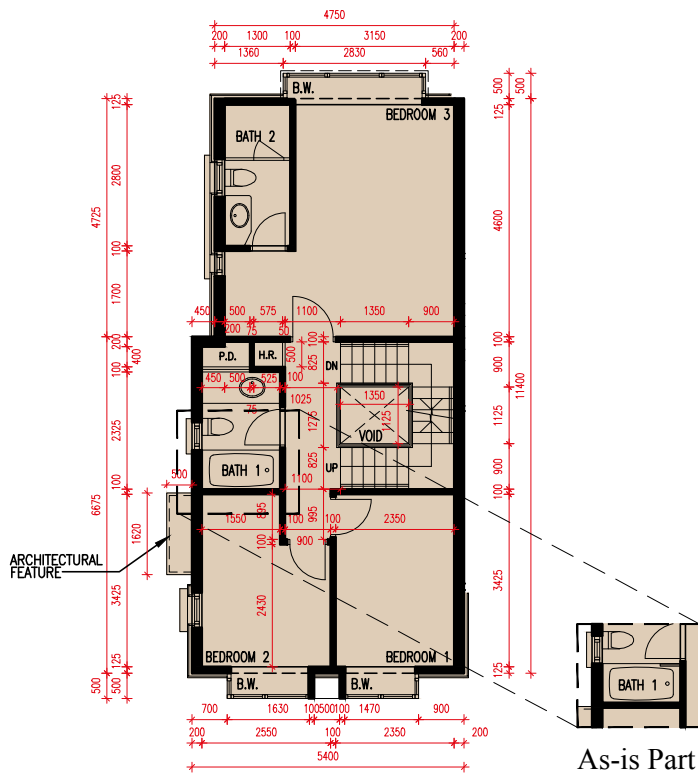
The following alterations to the latest approved building plans are by way of exempted works under the Buildings Ordinance:

- A. Adjustments have been made to handrail of staircase.
- B. A glass partition has been added to the bathtub.
- C. The original Dog House has been removed and replaced by a new Dog House of different dimensions.

### 備註：

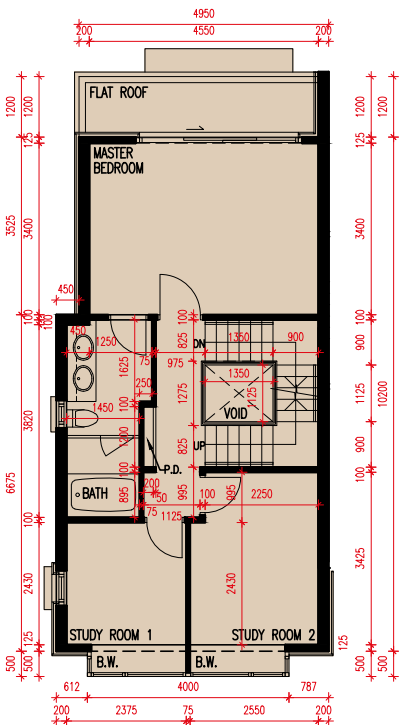
下列對最近期的經批准建築圖則的改動屬於《建築物條例》下的豁免工程：

- 甲. 樓梯扶手已被改動。
- 乙. 浴缸已加建玻璃間隔。
- 丙. 原來的管道房已拆除及以不同尺寸的新管道房取代。

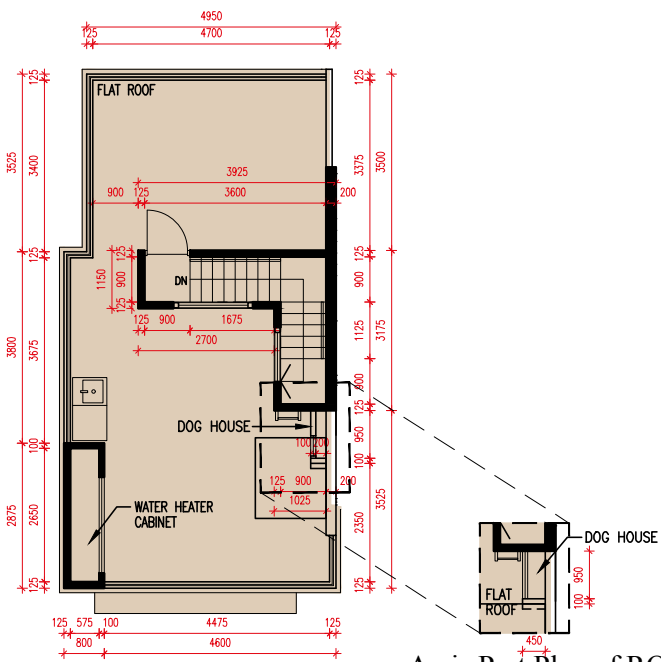


As-is Part Plan of 1/F  
(See Note B)  
一樓之部分現狀圖  
(見備註乙)

1/F PLAN  
一樓平面圖

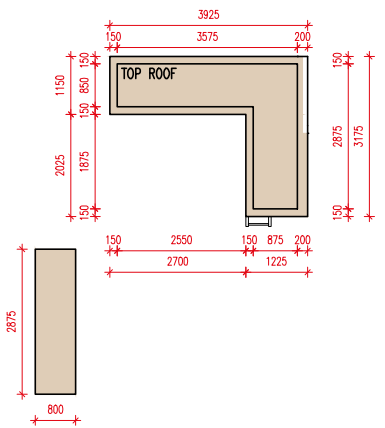


2/F PLAN  
二樓平面圖



As-is Part Plan of ROOF/F  
(See Note C)  
天台之部分現狀圖  
(見備註丙)

ROOF/F PLAN  
天台平面圖



TOP ROOF/F PLAN  
上層天台平面圖

SCALE 0M / 米 5M / 米  
比 例

# FLOOR PLANS OF RESIDENTIAL PROPERTIES IN THE DEVELOPMENT

## 發展項目的住宅物業的樓面平面圖



### HOUSE 洋房 28

Notes:

- 1. The dimensions of the floor plans are all structural dimensions in millimetre.
- 2. Please refer to page 68 of this sales brochure for legend of the terms and abbreviations shown on the floor plans.
- 3. There may be architectural features and/or exposed pipes on external walls of some of the floors. Please refer to the latest approved building plans for details.
- 4. The indications of fittings such as sinks, toilet closets, bathtubs, wash basins, etc. shown on the floor plans are indications of their approximate locations only and not indication of their actual size, design and shape.
- 5. The internal areas of the residential properties on the upper floors will generally be slightly larger than those on the lower floors because of the reducing thickness of the structural walls on the upper floors. (Not applicable)

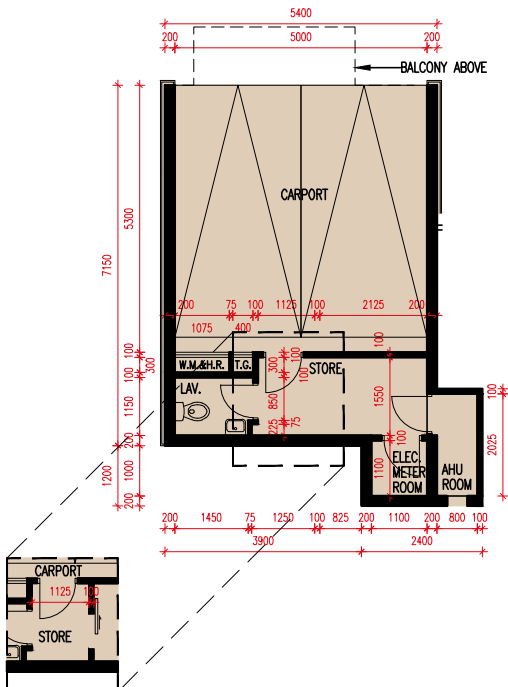
備註：

- 1. 樓面平面圖所列之數字為以毫米標示之建築結構尺寸。
- 2. 平面圖中顯示之名詞及簡稱請參閱本售樓說明書第68頁。
- 3. 部份樓層外牆範圍設有建築裝飾及/或外露喉管。詳情請參閱最新的經批准建築圖則。
- 4. 平面圖所示之裝置如洗滌盆、坐廁、浴缸、面盆等僅供展示其大約位置而非展示其實際大小、設計及形狀。
- 5. 因住宅物業的較高樓層的結構牆的厚度遞減，較高樓層的內部面積，一般比較低樓層的內部面積稍大。(不適用)

Floor 樓層	The thickness of the floor slab (excluding plaster) of House 28 (mm) 洋房 28 的樓板 (不包括灰泥) 的厚度 (毫米)	The floor-to-floor height of House 28 (mm) 洋房 28 的層與層之間的高度 (毫米)
LG/F 地下低層	200	3000
G/F 地面層	150, 350	3850, 4000
1/F 一樓	150	3300, 3500
2/F 二樓	150	3500
Roof 天台	150	2800
Top Roof 上層天台	Not Applicable 不適用	Not Applicable 不適用

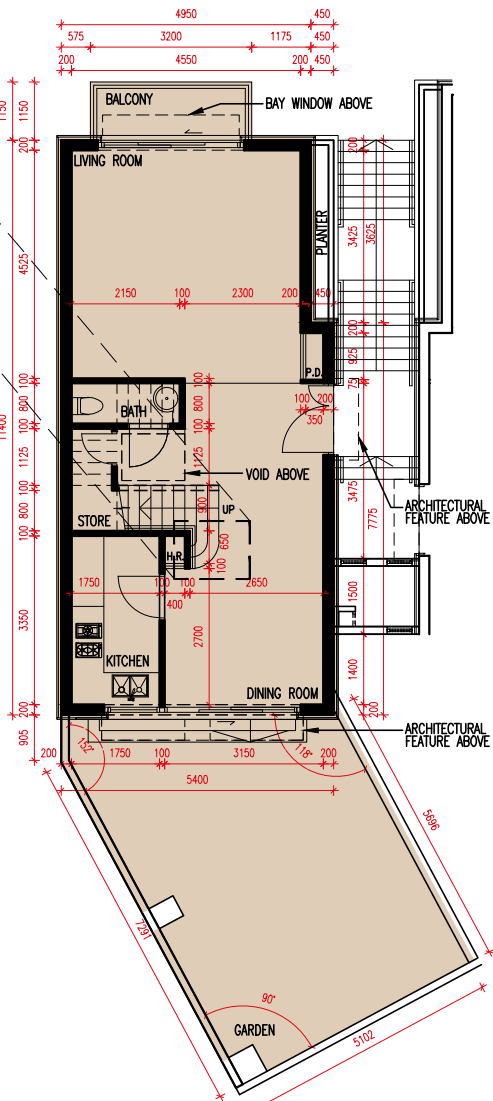


As-is Part Plan of G/F  
(See Note B on Page 67  
of this sales brochure)  
地面層之部分現狀圖  
(見本售樓說明書第67  
頁的備註乙)



As-is Part Plan of LG/F  
(See Note A on page 67  
of this sales brochure)  
地下低層之部分現狀圖  
(見本售樓說明書第67頁  
的備註甲)

LG/F PLAN  
地下低層平面圖



G/F PLAN  
地面層平面圖

SCALE 0M / 米 5M / 米  
比 例



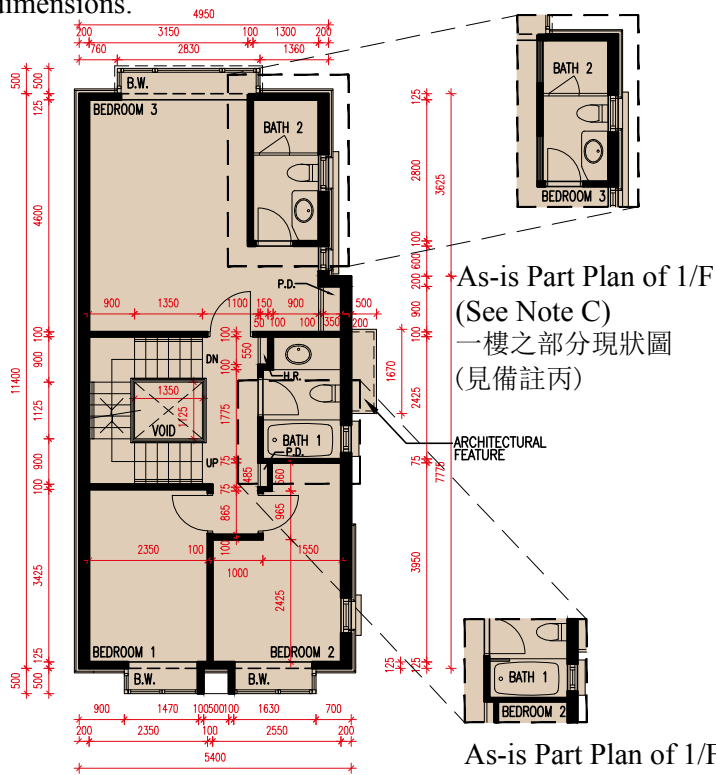
# FLOOR PLANS OF RESIDENTIAL PROPERTIES IN THE DEVELOPMENT

## 發展項目的住宅物業的樓面平面圖

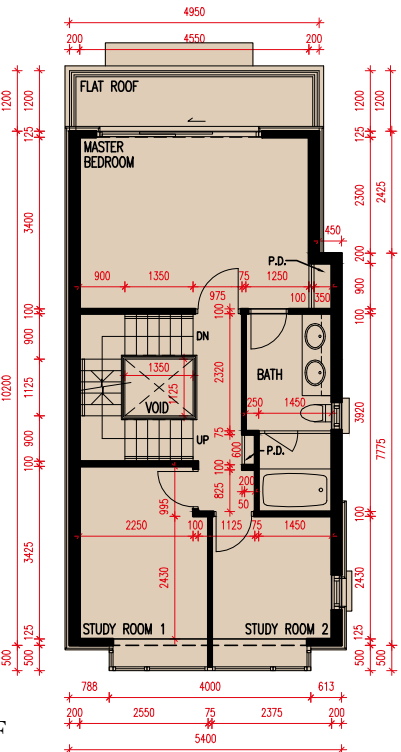
### Notes:

The following alterations to the latest approved building plans are by way of exempted works under the Buildings Ordinance:

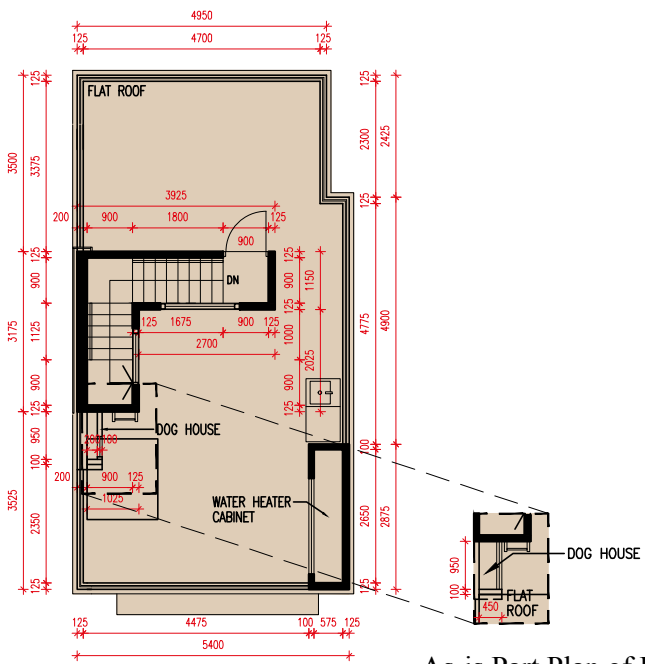
- A. A partition wall with sliding door has been added to the Store Room.
- B. Adjustments have been made to handrail of staircase.
- C. Adjustments have been made to the partition wall between Bedroom 3 and Bathroom 2.
- D. A glass partition has been added to the bathtub.
- E. The original Dog House has been removed and replaced by a new Dog House of different dimensions.



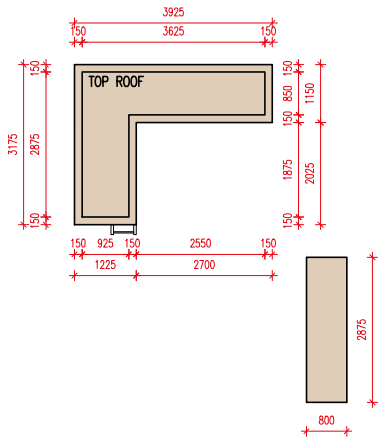
1/F PLAN  
一樓平面圖



2/F PLAN  
二樓平面圖



ROOF/F PLAN  
天台平面圖



TOP ROOF/F PLAN  
上層天台平面圖

### 備註:

下列對最近期的經批准建築圖則的改動屬於《建築物條例》下的豁免工程:

- 甲. 儲物房已加建間隔牆連趟門。
- 乙. 樓梯扶手已被改動。
- 丙. 睡房3及浴室2之間的分隔牆已被更改。
- 丁. 浴缸已加建玻璃間隔。
- 戊. 原來的管道房已拆除及以不同尺寸的新管道房取代。



SCALE 0M / 米 5M / 米  
比 例



# FLOOR PLANS OF RESIDENTIAL PROPERTIES IN THE DEVELOPMENT

## 發展項目的住宅物業的樓面平面圖



### Legend of terms and abbreviations used on Floor Plans

#### 樓面平面圖中所使用名詞及簡稱之圖例

AHU ROOM	=	AIR HANDLING UNIT ROOM
ARCHITECTURAL FEATURE		
ARCHITECTURAL FEATURE ABOVE		
BALCONY		
BALCONY ABOVE		
BATH	=	BATHROOM
BATH 1	=	BATHROOM 1
BATH 2	=	BATHROOM 2
BAY WINDOW ABOVE		
BEDROOM 1		
BEDROOM 2		
BEDROOM 3		
BUILDING LINE ABOVE		
B.W.	=	BAY WINDOW
CARPORT		
CLOAKROOM		
DINING	=	DINING ROOM
DN	=	DOWN
DOG HOUSE		
ELEC. METER ROOM	=	ELECTRICAL METER ROOM
F.H.	=	FIRE HYDRANT
FLAT ROOF		
FOYER		
GARDEN		

空調機房
建築裝飾
建築裝飾置上
露台
露台置上
浴室
浴室1
浴室2
窗台置上
睡房1
睡房2
睡房3
建築界線置上
窗台
車庫
衣帽間
飯廳
落
管道房
電掣房
消防栓
平台
門廳
花園

H.R	=	HOSE REEL
H.R. AT H/L	=	HOSE REEL AT HIGH LEVEL
H.R. AT L/L	=	HOSE REEL AT LOW LEVEL
KITCHEN		
LAV	=	LAVATORY
LIFT		
LIFT LOBBY		
LIVING	=	LIVING ROOM
MASTER BEDROOM		
MASTER LIVING	=	MASTER LIVING AREA
P.D.	=	PIPE DUCT
PLANTER		
STORE	=	STORE ROOM
STUDY ROOM 1		
STUDY ROOM 2		
SUMP PIT		
T.G.	=	TOWN GAS METER CABINET
TOP ROOF		
UP		
VOID		
VOID ABOVE		
W.M.	=	WATER METER
W.M. & H.R.	=	WATER METER AND HOSE REEL
WATER HEATER CABINET		

消防喉轆
消防喉轆在高位
消防喉轆在低位
廚房
洗手間
升降機
升降機大堂
客廳
主人睡房
主人客廳
管道槽
花槽
儲物房
書房1
書房2
地下水井
煤氣錶箱
上層天台
上
中空
中空置上
水錶
水錶及消防喉轆
熱水爐櫃

#### Notes:

- There may be architectural features and/or exposed pipes on external walls of some floors.
- There may be ceiling bulkheads at lift lobby, living room, dining room, bedroom, bathroom, lavatory, store room, cloakroom, corridors and/or kitchen of some houses for the air-conditioning system and/ or mechanical and electrical services.
- Symbols of fittings and fitments shown on the floor plans (such as bathtubs, drain points, showers, sinks, sink counters, wash basins, water closets and jacuzzi etc) are retrieved from the latest approved general building plans and are for general indication only.

#### 備註:

- 部份樓層外牆或設有建築裝飾及/或外露喉管。
- 部分洋房之升降機大堂、客廳、飯廳、睡房、浴室、洗手間、儲物房、衣帽間、走廊及/或廚房或設有假天花內裝有冷氣系統及/或其他機電設備。
- 樓面平面圖上所顯示的形象裝置符號(例如浴缸、去水位、花灑、洗滌盆、洗滌盆櫃、面盆、坐廁及按摩池等)乃摘自最新的經批准的建築圖則，只作一般性標誌。