

# FLOOR PLANS OF RESIDENTIAL PROPERTIES IN THE DEVELOPMENT

## 發展項目的住宅物業的樓面平面圖

### Legend of terms and abbreviations used on the floor plans 樓面平面圖中所使用名詞及簡稱之圖例

A.C. / P. D. = AIR-CONDITIONING / PIPE DUCT = 冷氣槽/管道槽
A.C. = AIR-CONDITIONING DUCT = 冷氣槽
A.D. = AIR DUCT = 冷氣槽
A/C PLANT RM = AIR-CONDITIONING PLANT ROOM = 冷氣機房
ACC. LIFT = ACCESSIBLE LIFT = 暢通易達升降機
BACKFILL BELOW = 回填置下
BAL. = BALCONY = 露台
BAL. BELOW = BALCONY BELOW = 露台置下
BATH = BATHROOM = 浴室
BED RM. = BEDROOM = 睡房
C. KIT. = CHINESE KITCHEN = 中式廚房
CANOPY = 簷篷
CAT LADDER = 爬梯
COMMON ACCESS BY GONDOLA FOR MAINTENANCE = 吊船維修用公共通道
COMMON AREA FOR MAINTENANCE = 維修用公共空間
COMPOSITE WOOD A.F. = COMPOSITE WOOD ARCHITECTURAL FEATURE = 合成木材建築裝飾
D. LAV. = DISABLED LAVATORY = 傷殘人士洗手間
DIN. = DINING ROOM = 飯廳
DN = DOWN = 向下
DOG HOUSE FOR E&M SERVICES = 機電房
E&M ZONE = 機電空間
E.L = E.L. DUCT = ELECT. DUCT = ELECTRICAL DUCT = 電線槽
EAD = EXHAUST AIR DUCT = 排氣槽
ELECT METER CABINET = ELECTRICAL METER CABINET = 電錶櫃
ELV. DUCT = EXTRA LOW VOLTAGE DUCT = 特低電壓電線槽
ELV. CABINET = EXTRA LOW VOLTAGE CABINET = 特低電壓電線櫃
ENTERTAINMENT RM. = ENTERTAINMENT ROOM = 娛樂室
ENTRANCE LOBBY = 入口大堂
F.S. INLET, SPR. INLET & SPR. CONTROL VALVE SET FOR VILLA 2 = FIRE SERVICES INLET, SPRINKLER INLET & SPRINKLER CONTROL VALVE SET FOR VILLA 2 = 2號洋房消防入水掣、花灑入水掣及花灑控制閥
FAD = FRESH AIR DUCT = 鮮風槽
FAMILY RM. = FAMILY ROOM = 家庭廳
FLAT ROOF = 平台
FOYER = 前廳
GARDEN = 花園
H.R. = HOSE REEL = 消防喉轆
H.R AT H/L. = HOSE REEL AT HIGH LEVEL = 消防喉轆在上方
H.R. CABINET = HOSE REEL CABINET = 消防喉轆櫃
HER BATH = HER BATHROOM = 女主人浴室
HIS BATH = HIS BATHROOM = 男主人浴室
INVERTED BEAM = 上反樑
KIT. = KITCHEN = 廚房
LANDSCAPED AREA = 園景區
LAUNDRY = 洗衣間
LAV. = LAVATORY = 洗手間
LIFT = 升降機
LIFT HALL = 升降機大堂
LIFT LOBBY = 升降機大堂
LIFT OVERRUN = 升降機緩衝
LIFT SHAFT = 升降機槽

#### Notes:

1. There may be architectural features and/or exposed pipes on external walls of some floors.
2. There may be communal pipes and/or mechanical and electrical services within gardens, balconies, flat roofs and roofs of some residential units.
3. There may be sunken slabs and/or bulkheads and/or false ceilings and/or inverted beams for the installation of air-conditioning fittings and/or mechanical and electrical services and/or curtain wall system at some of the residential properties.
4. Symbols of fittings and fitments shown on the floor plans, such as windows, bi-folding doors, door leafs, kitchen cabinets, drain points, shower cubicles, sinks, water closets, washbasins, bathtubs etc are architectural symbols retrieved from the latest approved general building plans for general indication only.
5. Balconies are non-enclosed areas.

#### 備註:

1. 部份樓層外牆或設有建築裝飾及/或外露喉管。
2. 部份住宅單位之花園、露台、平台及天台內或裝有公用喉管及/或機電設備。
3. 部份住宅物業有跌級樓板及/或假陣及/或假天花及/或反樑，以安裝冷氣機裝備及/或其他機電設備及/或幕牆系統。
4. 平面圖上所顯示的形象裝置符號，例如窗、摺門、門葉、廚櫃、去水位、淋浴間、洗滌盆、座廁、面盆、浴缸等乃擇自最新的經批准的建築圖則，只作一般性標誌。
5. 露台為不可封閉的地方。

# FLOOR PLANS OF RESIDENTIAL PROPERTIES IN THE DEVELOPMENT

## 發展項目的住宅物業的樓面平面圖

### Legend of terms and abbreviations used on the floor plans 樓面平面圖中所使用名詞及簡稱之圖例

LIV.	= LIVING ROOM = 客廳
M. BATH	= MASTER BATHROOM = 主人浴室
M. BED RM.	= MASTER BEDROOM = 主人睡房
M.C.B.	= MCB = MINIATURE CIRCUIT BREAKER = 微型斷路器
M.C.B. CABINET	= MINIATURE CIRCUIT BREAKER CABINET = 微型斷路器櫃
MAID'S BATH	= MAID'S BATHROOM = 工人浴室
MAID'S RM.	= MAID'S ROOM = 工人房
MAINTENANCE ACCESS ONLY	= 只限維修用
METAL A.F.	= METAL ARCHITECTURAL FEATURE = 金屬建築裝飾
METAL CANOPY	= 金屬簷篷
METAL COVER	= 金屬上蓋
MULTI FUNCTION AREA	= 多用途區
MULTI FUNCTION RM.	= MULTI-FUNCTION ROOM = 多用途房間
NON-ACCESSIBLE FLAT ROOF	= 不可進入的平台
OPAQUE GLASS CURTAIN WALL	= 不透明玻璃幕牆
OPAQUE GLASS TO BELOW S.H. WINDOW	= OPAQUE GLASS TO BELOW SIDE HUNG WINDOW = 側掩式掩窗下方為不透明玻璃
OPAQUE GLASS TO BELOW T.H. WINDOW	= OPAQUE GLASS TO BELOW TOP HUNG WINDOW = 頂掩式掩窗下方為不透明玻璃
OPAQUE GLASS TO LOWER PART OF GLAZING UNIT	= 玻璃單元下方為不透明玻璃
OPEN FLAT ROOF	= 開放式平台
OPEN FLAT ROOF BELOW	= 開放式平台置下
OPEN PIT FOR SWIMMING POOL FILTRATION PLANT	= 開放式泳池濾水機井
OPEN STAIR	= 開放式樓梯
P.D.	= PIPE DUCT = 管道槽
PAD	= PRETREATED AIR DUCT = 預冷風槽
PANTRY	= 備餐間
PLANTER	= 花槽
POWDER RM.	= POWDER ROOM = 化妝間
PRIVATE LIFT LOBBY	= 私人升降機大堂
R.C. A.F.	= REINFORCED CONCRETE ARCHITECTURAL FEATURE = 鋼筋混凝土建築裝飾
R.S. & M.R.	= REFUSE STORAGE & MATERIAL RECOVERY ROOM = 垃圾及物料回收室
ROOF	= 天台
SERVICE DUCT BELOW	= 機電槽置下
SITTING AREA	= 起居室
SKYLIGHT	= 天窗
SKYLIGHT ABOVE	= 天窗置上
STONE A.F.	= STONE ARCHITECTURAL FEATURE = 石材建築裝飾
STORE	= 儲物間
STUDY RM.	= STUDY ROOM = 書房
SWIMMING POOL	= 游泳池
SWITCH RM.	= SWITCH ROOM = 電掣房
TOP ROOF	= 天台頂層
UTILITY	= UTILITY ROOM = 工作間
UP	= 向上
UPPER PART OF R.S. & M.R.	= UPPER PART OF REFUSE STORAGE & MATERIAL RECOVERY ROOM = 垃圾及物料回收室上方
UPSTAND BEAM	= 上反樑
VOID	= 中空
VOID ABOVE	= 中空置上
WALK-IN CLOSET	= 衣帽間
WATER METER CABINET	= 水錶櫃

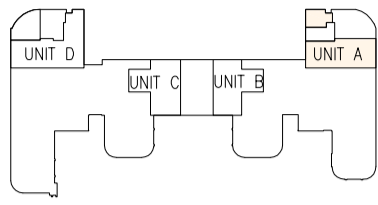
#### Notes:

1. There may be architectural features and/or exposed pipes on external walls of some floors.
2. There may be communal pipes and/or mechanical and electrical services within gardens, balconies, flat roofs and roofs of some residential units.
3. There may be sunken slabs and/or bulkheads and/or false ceilings and/or inverted beams for the installation of air-conditioning fittings and/or mechanical and electrical services and/or curtain wall system at some of the residential properties.
4. Symbols of fittings and fitments shown on the floor plans, such as windows, bi-folding doors, door leafs, kitchen cabinets, drain points, shower cubicles, sinks, water closets, washbasins, bathtubs etc are architectural symbols retrieved from the latest approved general building plans for general indication only.
5. Balconies are non-enclosed areas.

#### 備註:

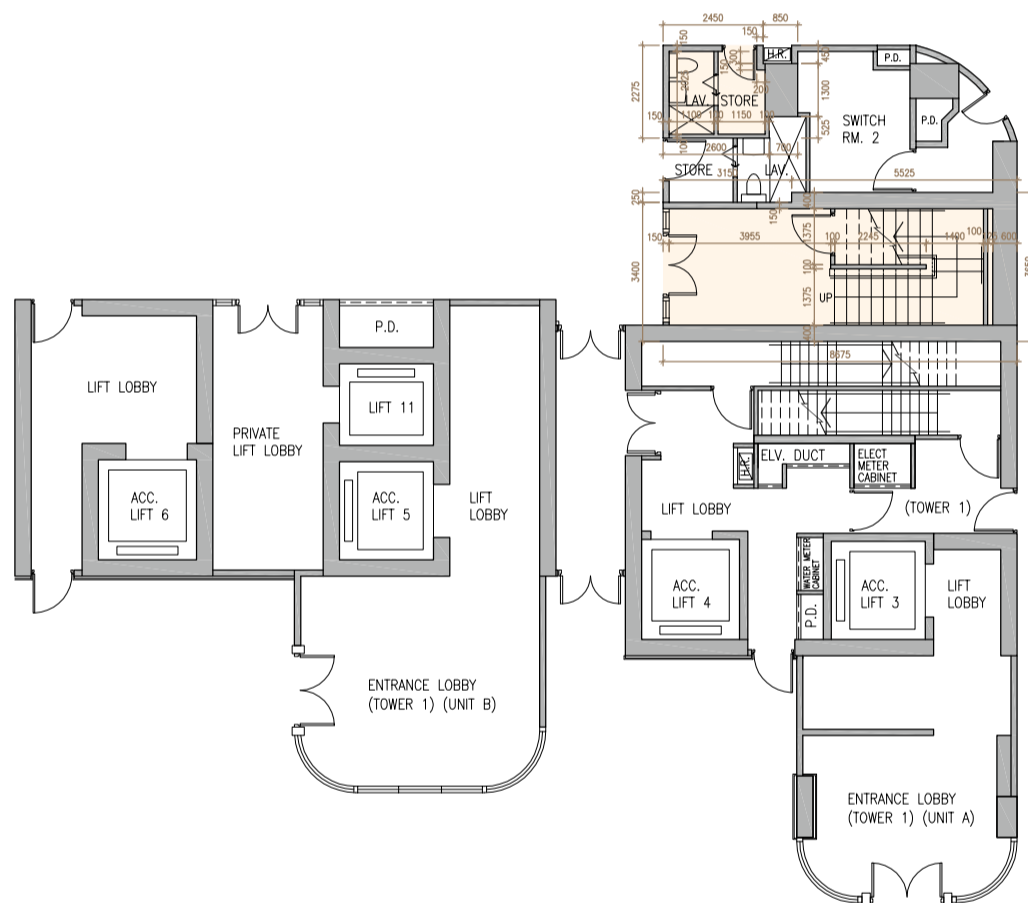
1. 部份樓層外牆或設有建築裝飾及/或外露喉管。
2. 部份住宅單位之花園、露台、平台及天台內或裝有公用喉管及/或機電設備。
3. 部份住宅物業有跌級樓板及/或假陣及/或假天花及/或反樑，以安裝冷氣機裝備及/或其他機電設備及/或幕牆系統。
4. 平面圖上所顯示的形象裝置符號，例如窗、摺門、門葉、廚櫃、去水位、淋浴間、洗滌盆、座廁、面盆、浴缸等乃擇自最新的經批准的建築圖則，只作一般性標誌。
5. 露台為不可封閉的地方。

# TOWER 1 第1座



Tower 2  
第2座

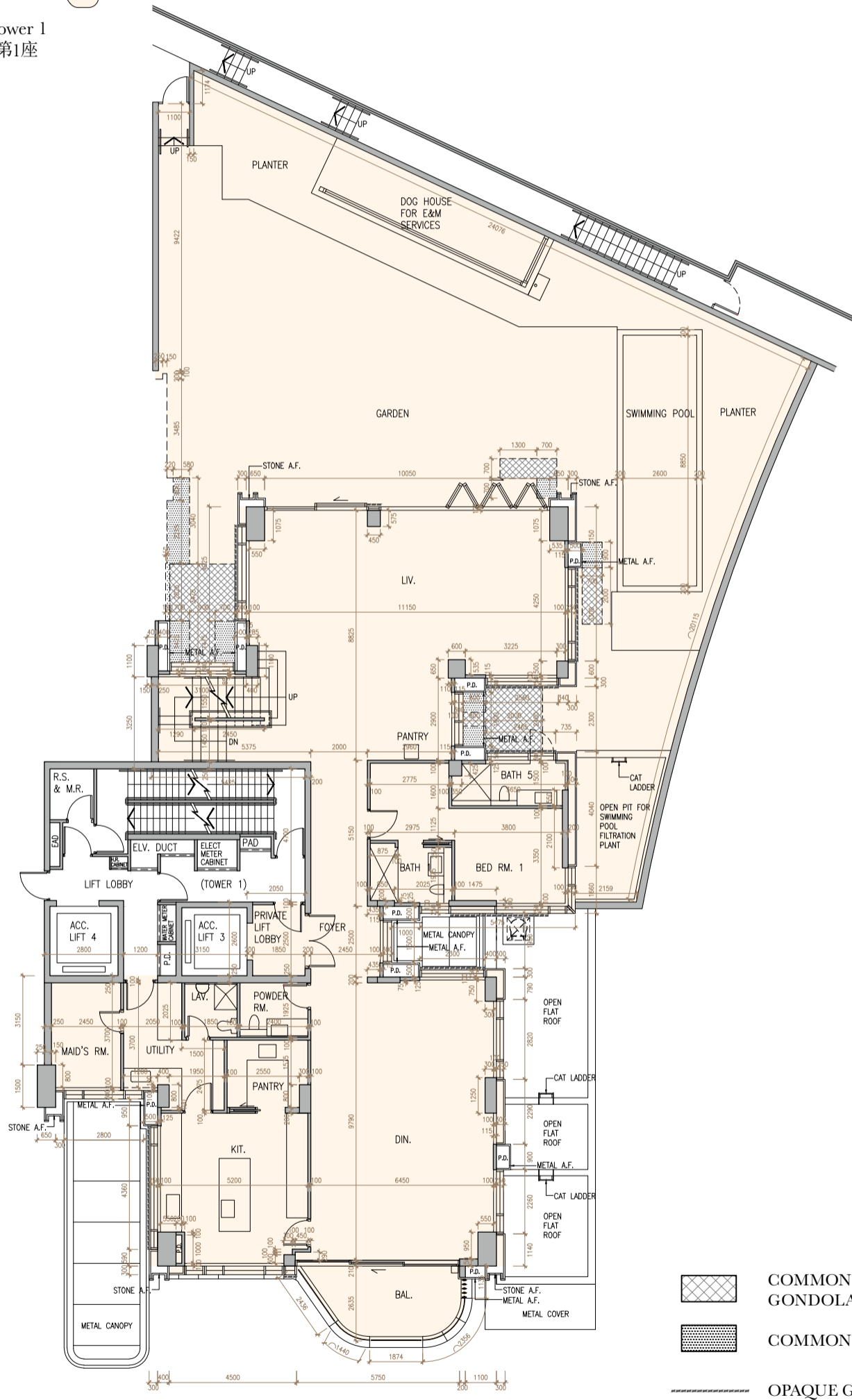
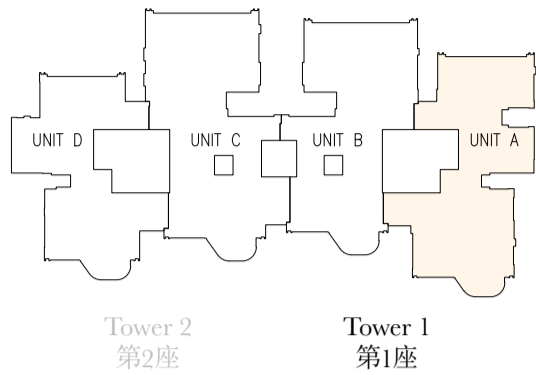
Tower 1  
第1座



GARDEN UNIT A UG/F FLOOR PLAN  
花園單位 A 地下高層樓面平面圖

Scale 0 4 8Metres/米  
比例

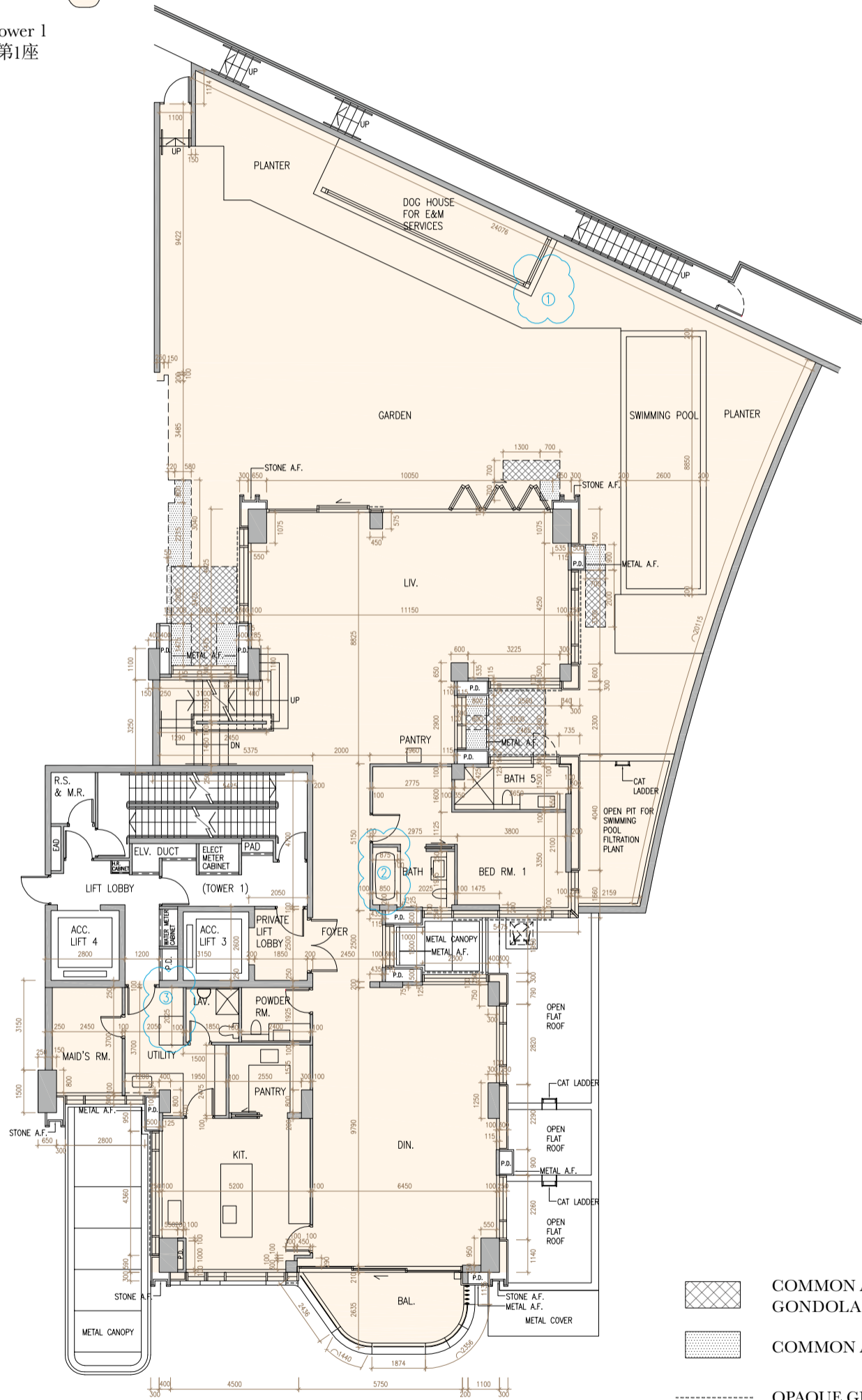
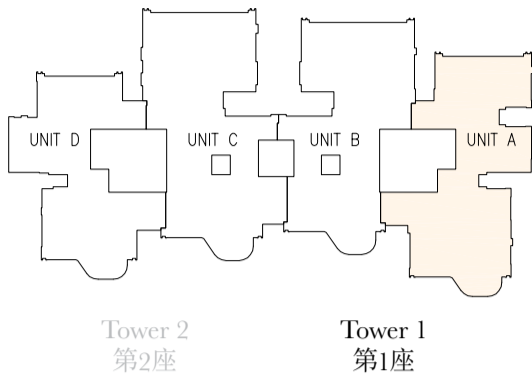
# TOWER 1 第1座



GARDEN UNIT A 1/F FLOOR PLAN  
花園單位 A 1樓樓面平面圖

Scale 0 4 8Metres/米  
比例

TOWER 1 第1座



- COMMON ACCESS BY GONDOLA FOR MAINTENANCE
- COMMON AREA FOR MAINTENANCE
- OPAQUE GLASS CURTAIN WALL

GARDEN UNIT A 1/F FLOOR PLAN SHOWING LATEST LAYOUT  
花園單位 A 1樓現狀平面圖

Note:

1. Please refer to page 23B of this sales brochure in studying items 1 - 3 minor works or exempted works under the Buildings Ordinance made in this unit as indicated with blue wavy line ( ).

備註:

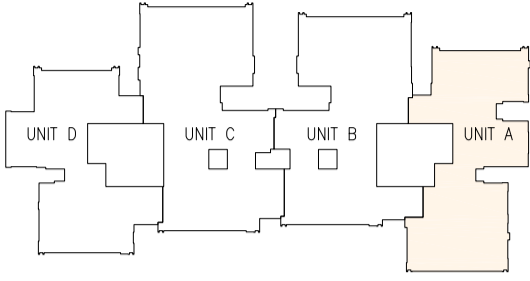
1. 請參閱本售樓說明書第23B頁以協助閱讀本單位以藍色曲線( )顯示之有關第1-3項已完成的小型工程或獲《建築物條例》豁免的工程。

Scale 0 4 8Metres/米  
比例

Minor works or exempted works under the Buildings Ordinance made in Garden Unit A on 1/F of Tower 1:  
第1座1樓花園單位A之已完成的小型工程或獲《建築物條例》豁免的工程：

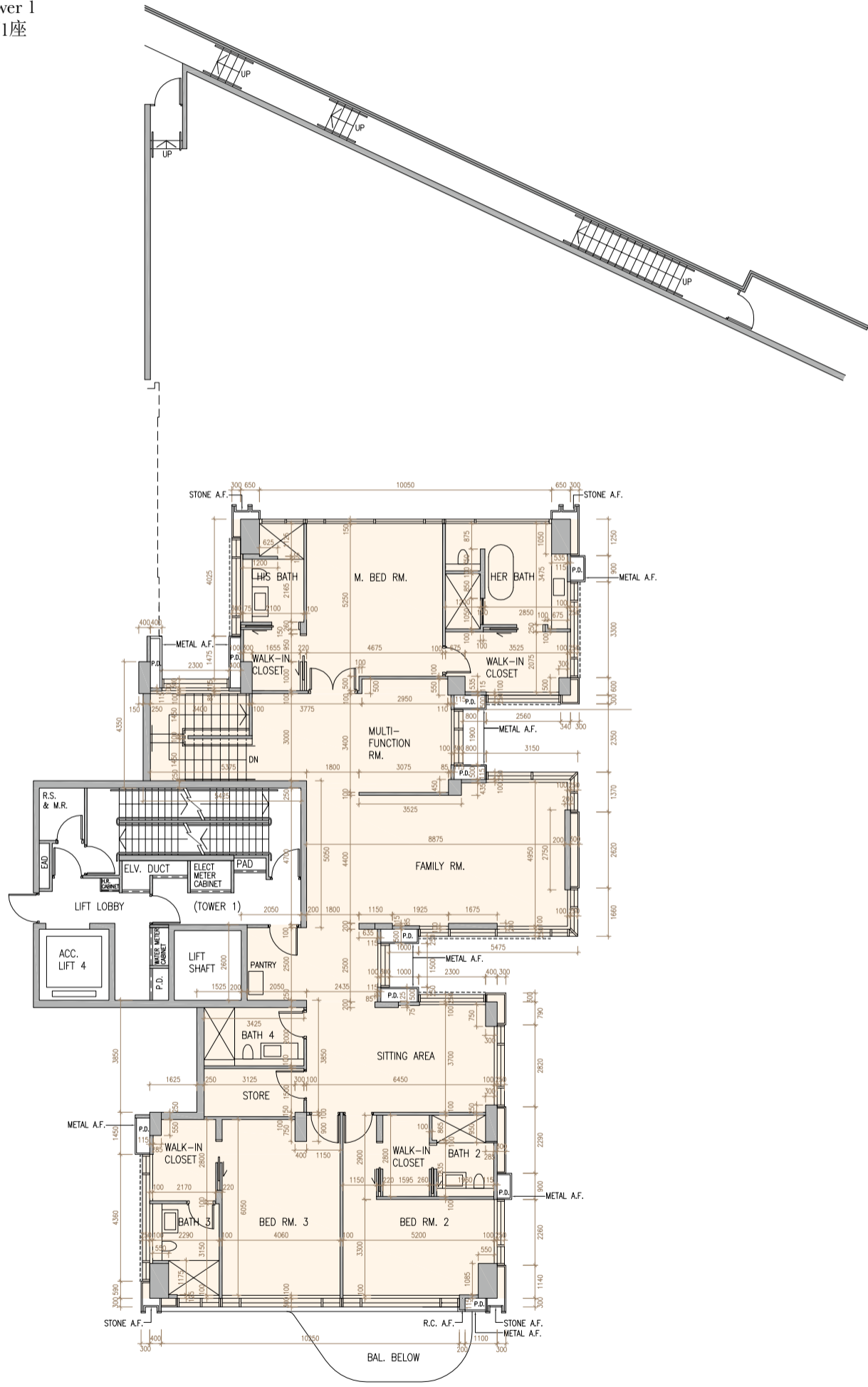
1. Original sink unit has been omitted.  
刪除原有洗滌盆。
2. Original sanitary fittings have been replaced by sanitary fittings with different designs.  
原有潔具以不同設計的潔具取代。
3. Original counter top has been replaced by counter top with different designs.  
原有工作台以不同設計的工作台取代。

TOWER 1 第1座



Tower 2  
第2座

Tower 1  
第1座



----- OPAQUE GLASS CURTAIN WALL

GARDEN UNIT A 2/F FLOOR PLAN  
花園單位 A 2樓樓面平面圖



## TOWER 1 第1座

	Tower 座數	Garden Unit 花園單位	UG/F 地下高層	1/F 1樓	2/F 2樓
The thickness of the floor slabs (excluding plaster) of each residential property (mm) 每個住宅物業的樓板 (不包括灰泥) 的厚度 (毫米)	Tower 1 第1座	A	2125*	150, 175, 200, 225, 250	150, 200, 225, 250, 300
The floor-to-floor height of each residential property (mm) 每個住宅物業的層與層之間的高度 (毫米)			7250	3175, 3475	3475

\* Inclusive of the thickness of the transfer plate (1750mm) and mass concrete fill (375mm).  
包括轉換層 (1750毫米) 及混凝土填充層 (375毫米) 的厚度。

The internal areas of the residential properties on the upper floors will generally be slightly larger than those on the lower floors because of the reducing thickness of the structural walls on the upper floors.

因住宅物業的較高樓層的結構牆的厚度遞減，較高樓層的內部面積，一般比較低樓層的內部面積稍大。

Notes:

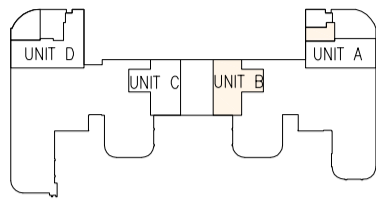
1. The dimensions on the floor plan are all structural dimension in millimetres.
2. Please refer to pages 20 - 21 of this sales brochure for legend of the terms and abbreviations in studying the floor plans of residential properties in the Development.

備註：

1. 樓面平面圖所列之尺寸為以毫米標示之建築結構尺寸。
2. 請參閱本售樓說明書第20-21頁的名詞及簡稱之圖例以協助閱讀發展項目的住宅物業的樓面平面圖。

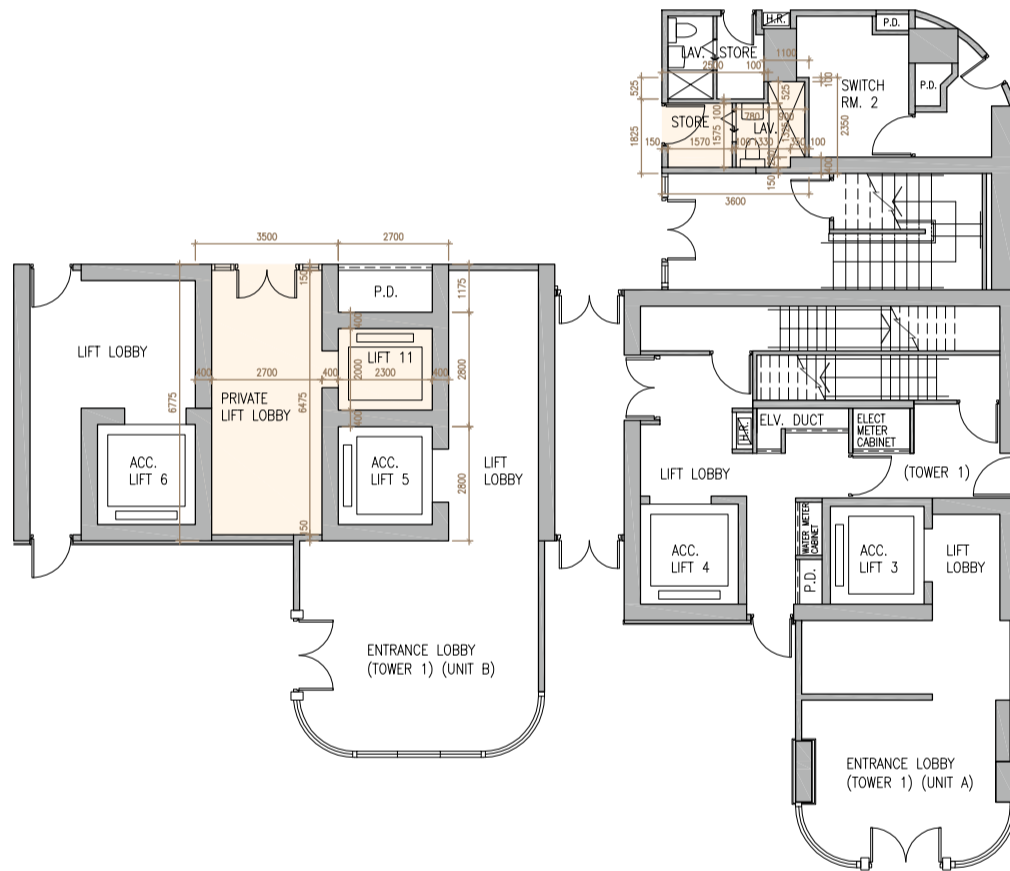


TOWER 1 第1座



Tower 2  
第2座

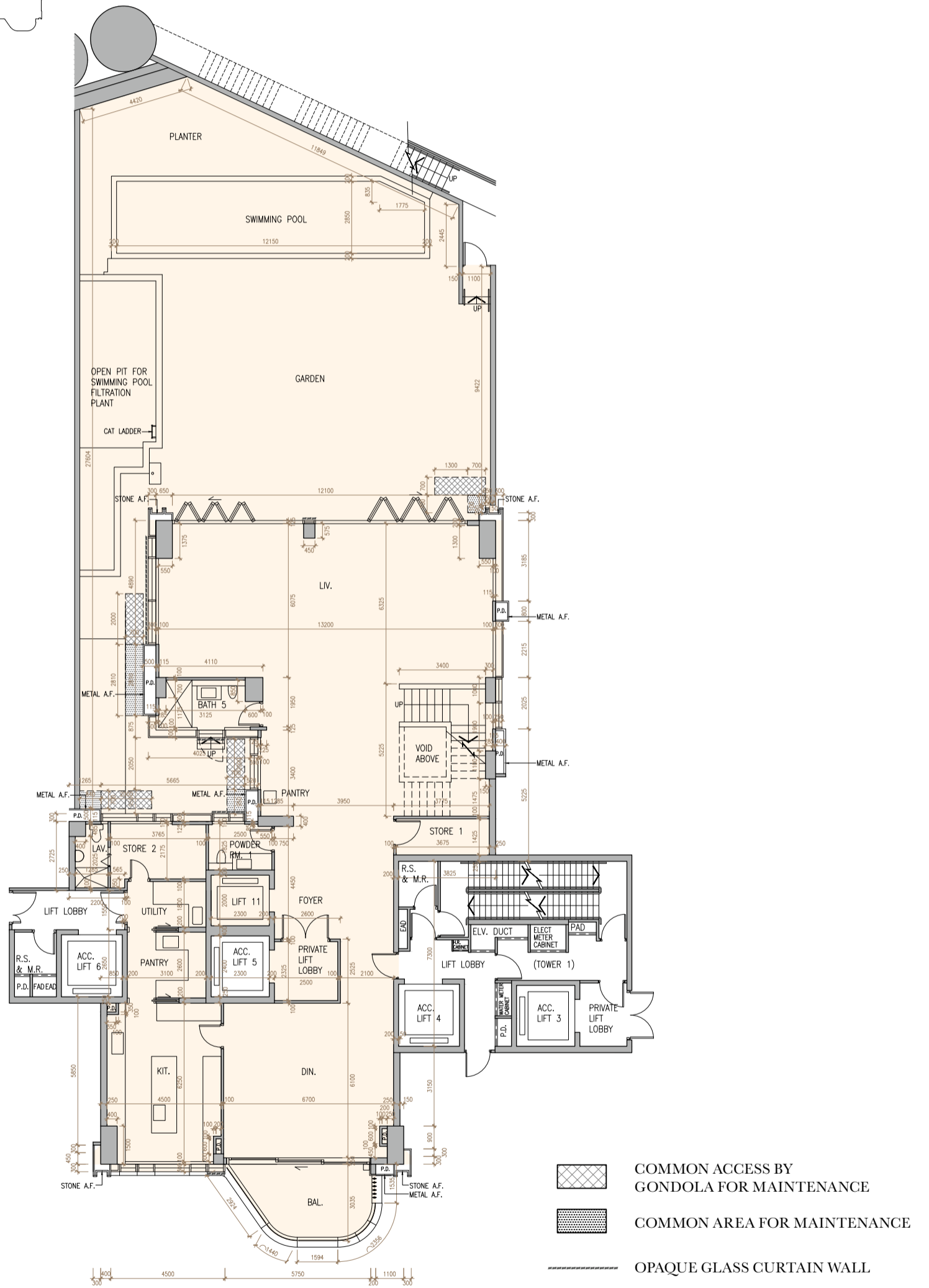
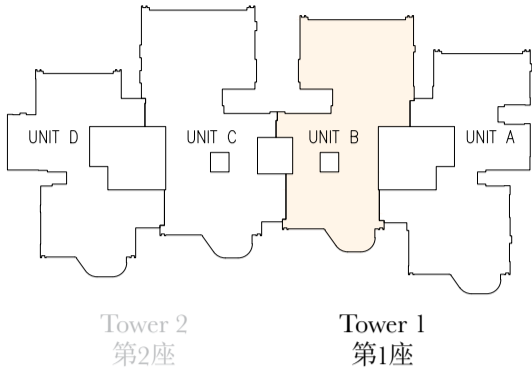
Tower 1  
第1座



GARDEN UNIT B UG/F FLOOR PLAN  
花園單位 B 地下高層樓面平面圖



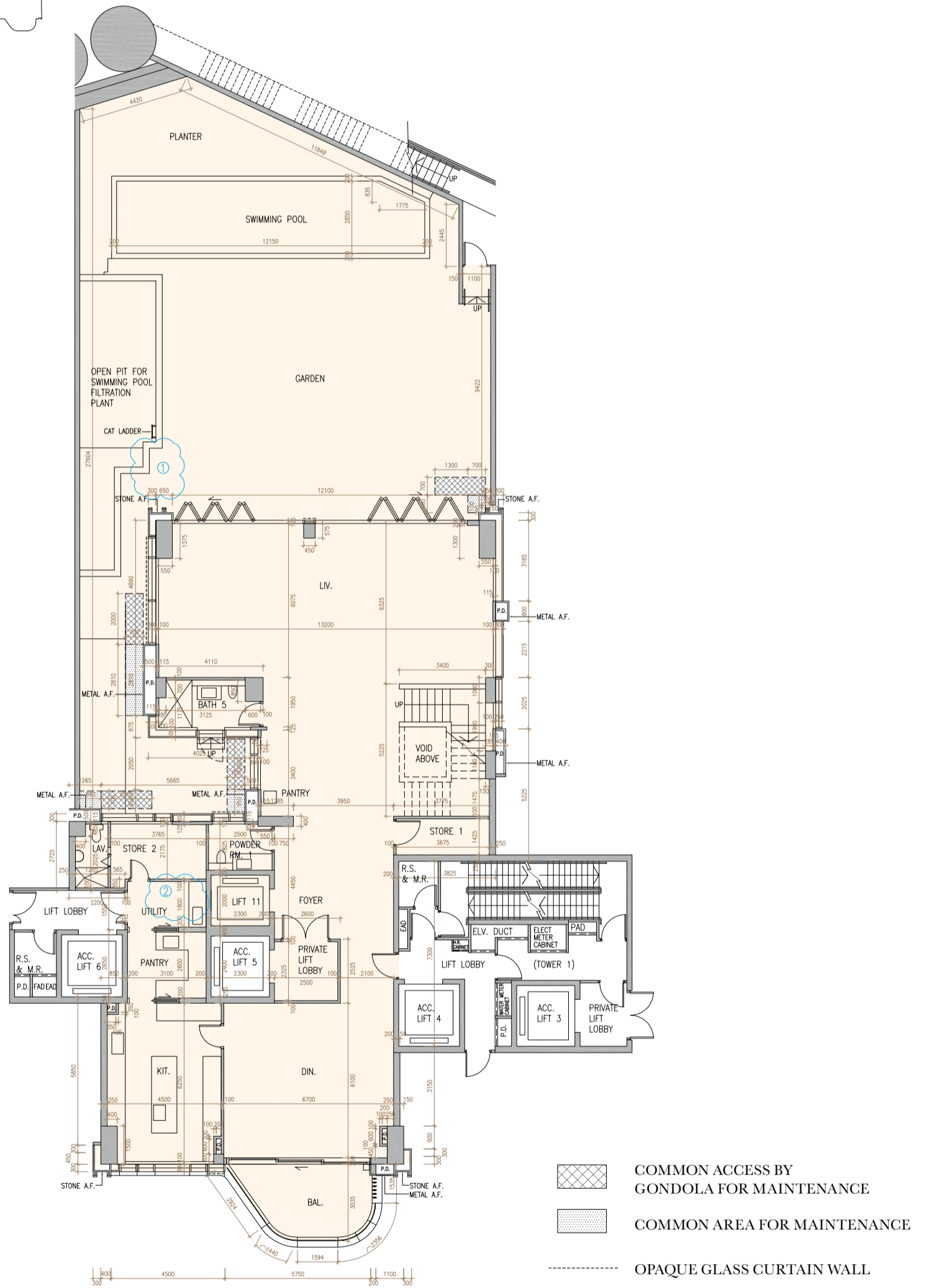
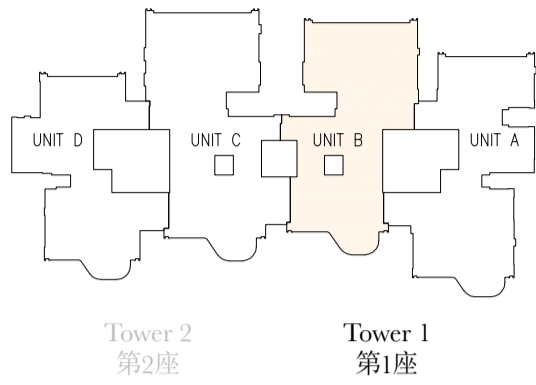
# TOWER 1 第1座



GARDEN UNIT B 1/F FLOOR PLAN  
花園單位 B 1樓樓面平面圖

Scale 0 4 8Metres/米  
比例

# TOWER 1 第1座



GARDEN UNIT B 1/F FLOOR PLAN SHOWING LATEST LAYOUT  
花園單位 B 1樓現狀平面圖

Note:

- Please refer to page 27B of this sales brochure in studying items 1 - 2 minor works or exempted works under the Buildings Ordinance made in this unit as indicated with blue wavy line ( ).

備註:

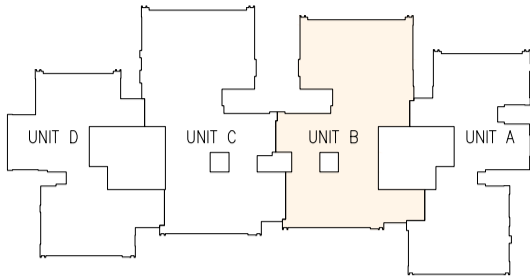
- 請參閱本售樓說明書第27B頁以協助閱讀本單位以藍色曲線 ( ) 顯示之有關第 1 - 2 項已完成的小型工程或獲《建築物條例》豁免的工程。

Scale 0 4 8Metres/米  
比例

Minor works or exempted works under the Buildings Ordinance made in Garden Unit B on 1/F of Tower 1:  
第1座1樓花園單位B之已完成的小型工程或獲《建築物條例》豁免的工程：

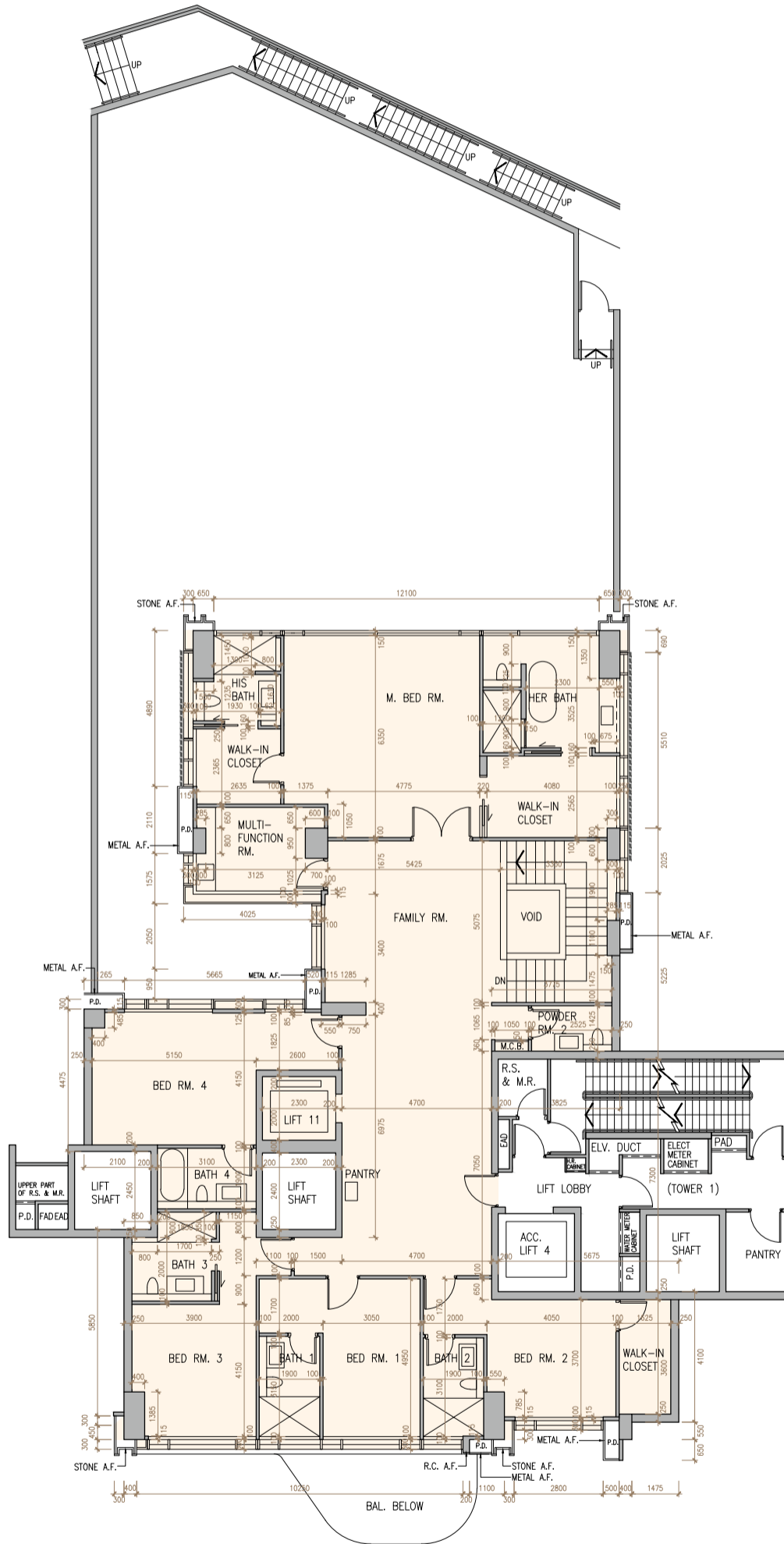
1. Original sink unit has been omitted.  
刪除原有洗滌盆。
2. Original counter top has been replaced by counter top with different designs.  
原有工作台以不同設計的工作台取代。

# TOWER 1 第1座



Tower 2  
第2座

Tower 1  
第1座

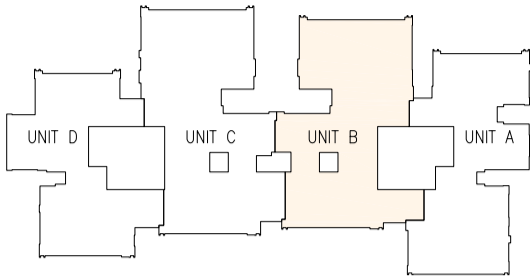


OPAQUE GLASS CURTAIN WALL

GARDEN UNIT B 2/F FLOOR PLAN  
花園單位 B 2樓樓面平面圖

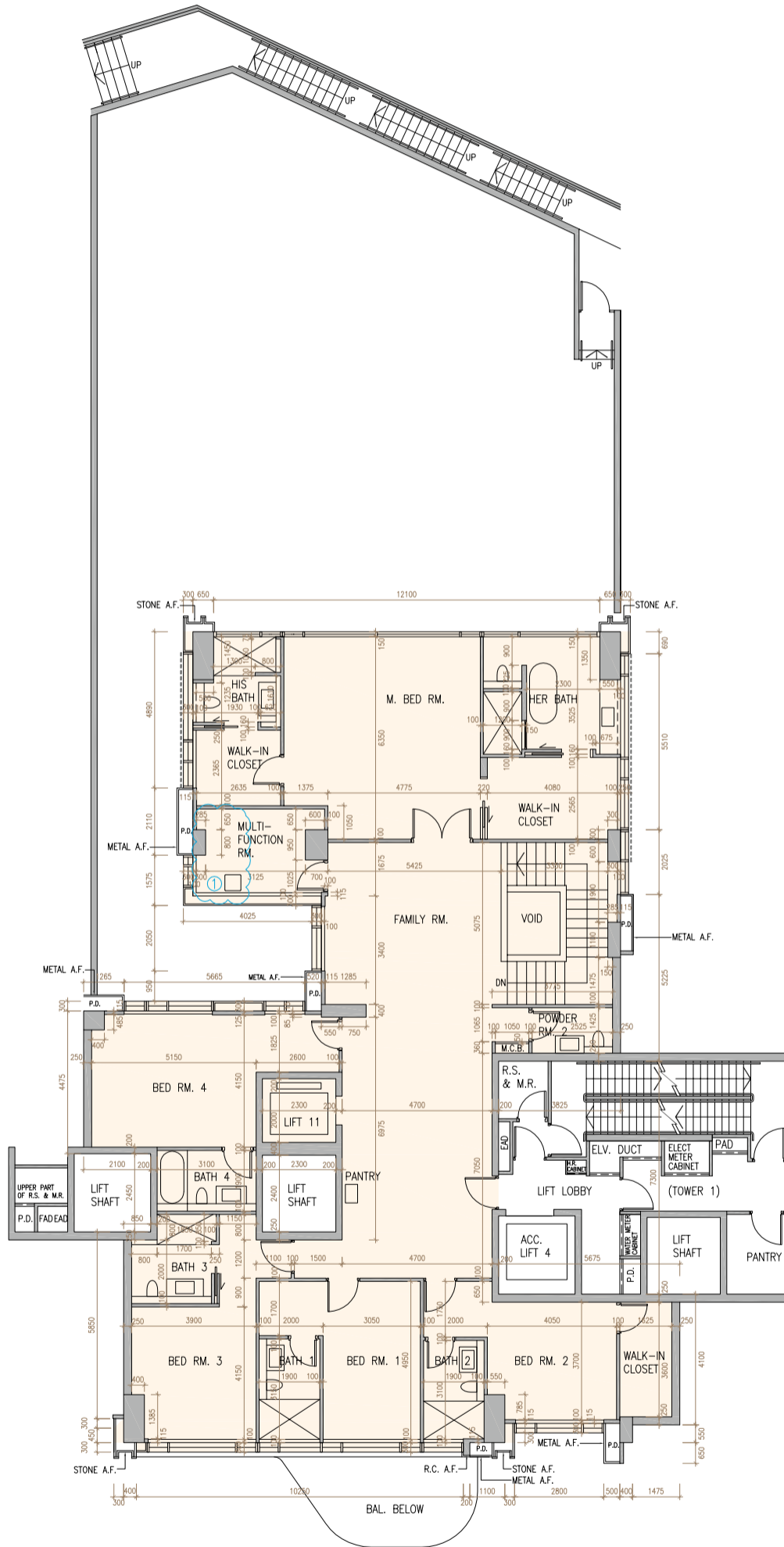
Scale 0 4 8Metres/米  
比例

TOWER 1 第1座



Tower 2  
第2座

Tower 1  
第1座



----- OPAQUE GLASS CURTAIN WALL

GARDEN UNIT B 2/F FLOOR PLAN SHOWING LATEST LAYOUT  
花園單位 B 2樓現狀平面圖

Note:

1. Please refer to page 28B of this sales brochure in studying 1 minor work or exempted work under the Buildings Ordinance made in this unit as indicated with blue wavy line ( ).

備註:

1. 請參閱本售樓說明書第28B頁以協助閱讀本單位以藍色曲線 ( ) 顯示之有關 1 項已完成的  
小型工程或獲《建築物條例》豁免的工程。

Scale 0 4 8Metres/米  
比例

Minor works or exempted works under the Buildings Ordinance made in Garden Unit B on 2/F of Tower 1:  
第1座2樓花園單位B之已完成的小型工程或獲《建築物條例》豁免的工程：

1. Original counter top has been omitted, sink unit has been shifted.  
刪除原有工作台，洗滌盆移位。

## TOWER 1 第1座

	Tower 座數	Garden Unit 花園單位	UG/F 地下高層	1/F 1樓	2/F 2樓
The thickness of the floor slabs (excluding plaster) of each residential property (mm) 每個住宅物業的樓板 (不包括灰泥) 的厚度 (毫米)	Tower 1 第1座	B	2125*	175, 200, 250, 275	150, 200, 250, 325
The floor-to-floor height of each residential property (mm) 每個住宅物業的層與層之間的高度 (毫米)			7250	3125, 3175, 3475	3475

\* Inclusive of the thickness of the transfer plate (1750mm) and mass concrete fill (375mm).  
包括轉換層 (1750毫米) 及混凝土填充層 (375毫米) 的厚度。

The internal areas of the residential properties on the upper floors will generally be slightly larger than those on the lower floors because of the reducing thickness of the structural walls on the upper floors.

因住宅物業的較高樓層的結構牆的厚度遞減，較高樓層的內部面積，一般比較低樓層的內部面積稍大。

Notes:

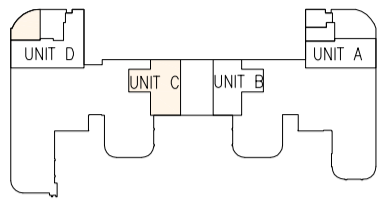
1. The dimensions on the floor plan are all structural dimension in millimetres.
2. Please refer to pages 20 - 21 of this sales brochure for legend of the terms and abbreviations in studying the floor plans of residential properties in the Development.

備註：

1. 樓面平面圖所列之尺寸為以毫米標示之建築結構尺寸。
2. 請參閱本售樓說明書第20-21頁的名詞及簡稱之圖例以協助閱讀發展項目的住宅物業的樓面平面圖。

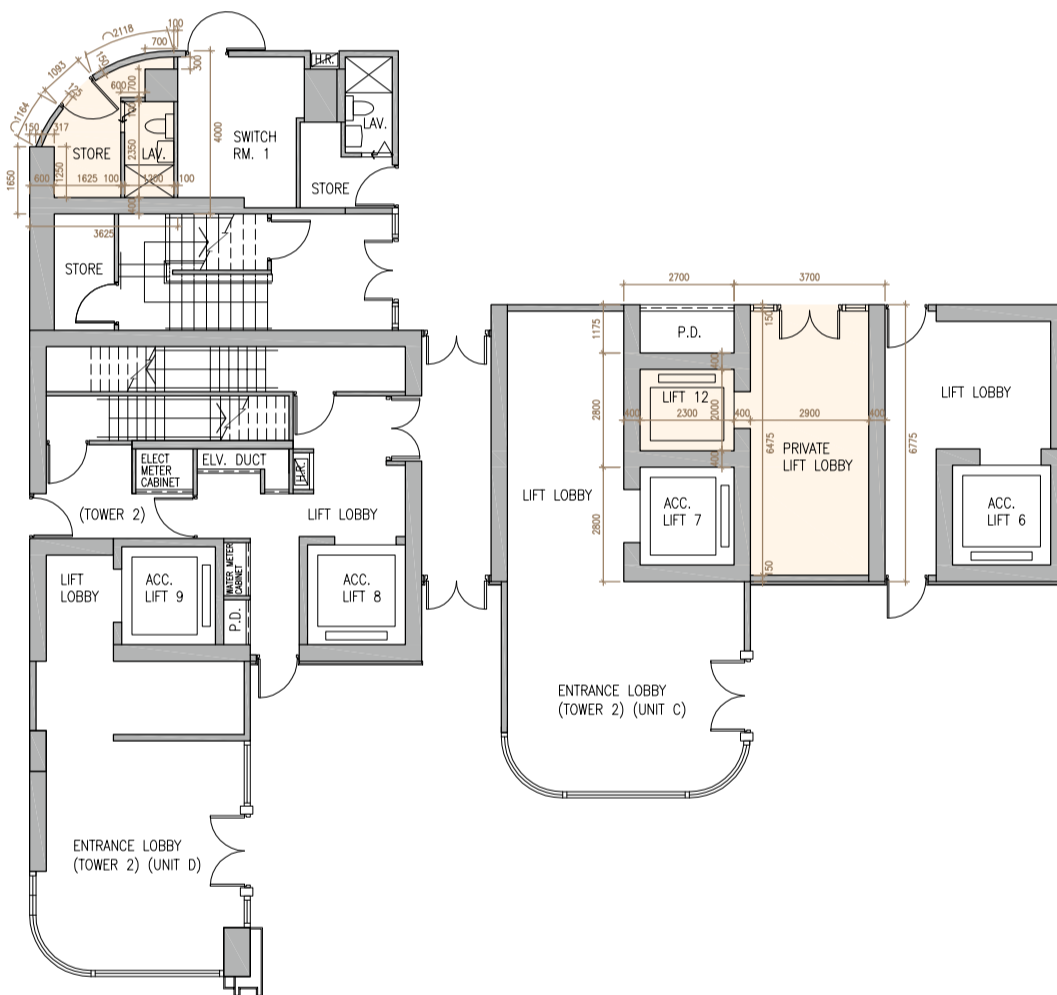


# TOWER 2 第2座



Tower 2  
第2座

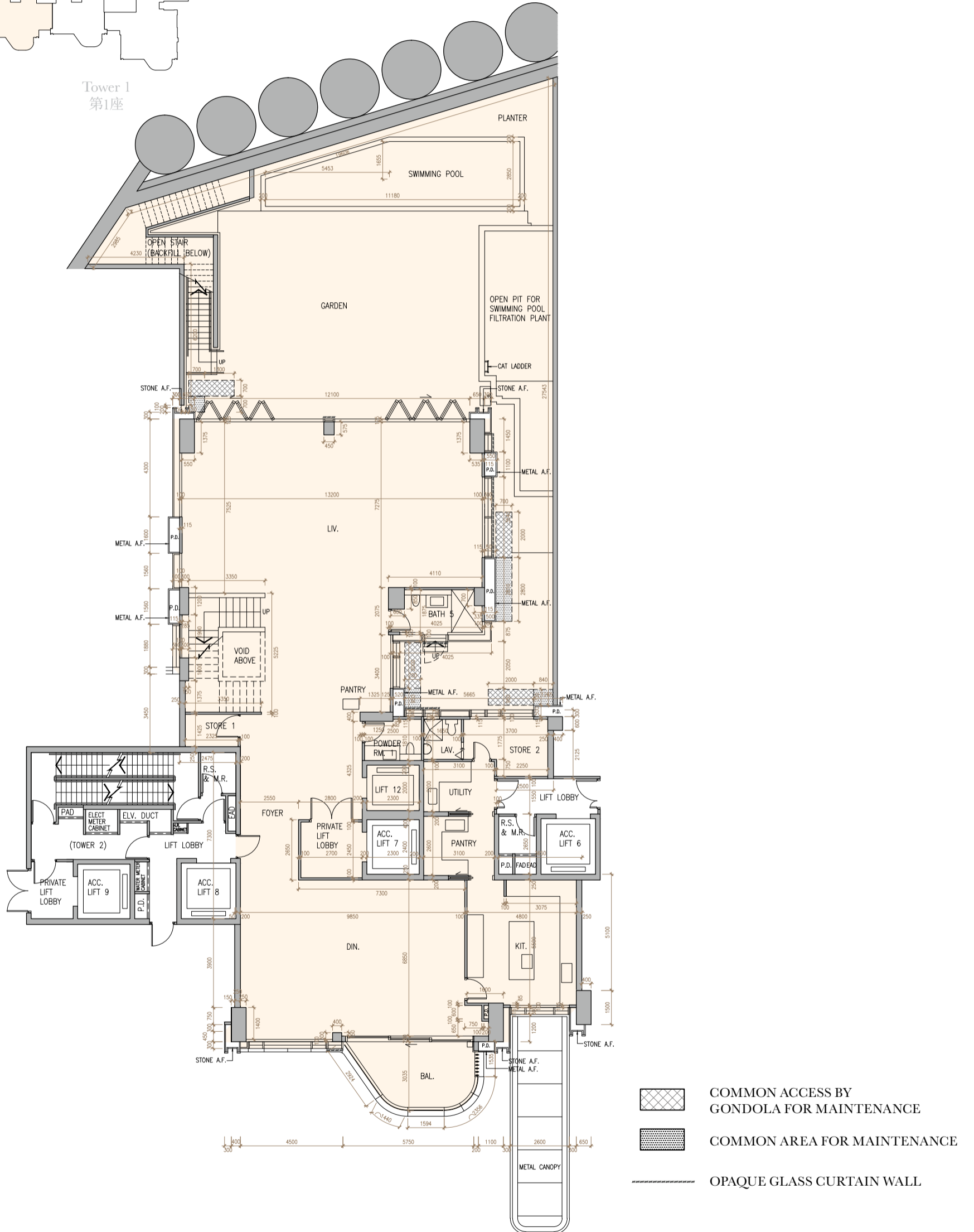
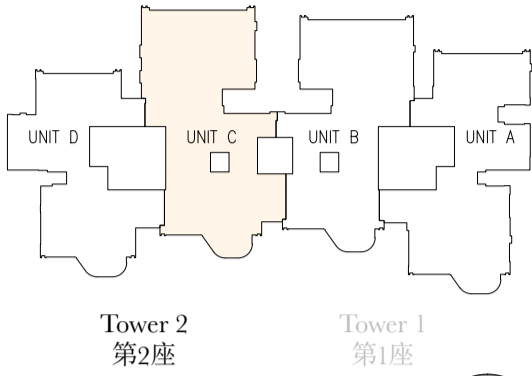
Tower 1  
第1座



GARDEN UNIT C UG/F FLOOR PLAN  
花園單位 C 地下高層樓面平面圖

Scale 0 4 8Metres/米  
比例

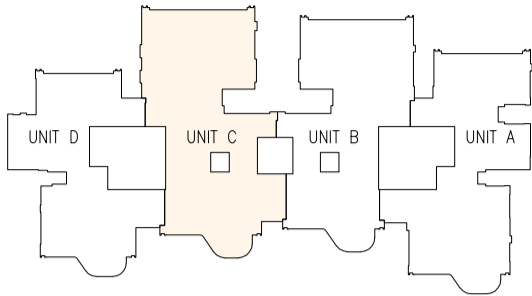
# TOWER 2 第2座



GARDEN UNIT C 1/F FLOOR PLAN  
花園單位 C 1樓樓面平面圖

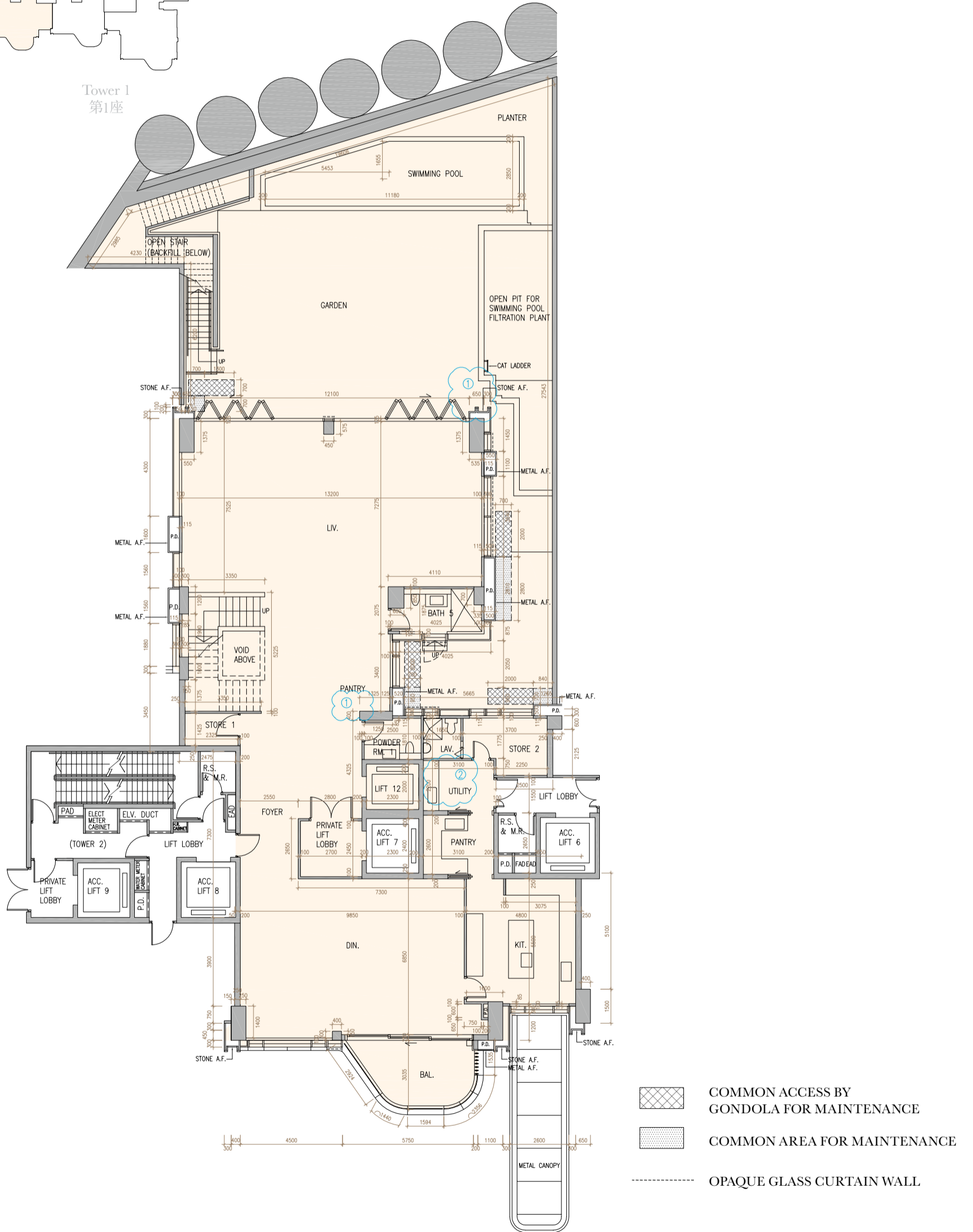
Scale 0 4 8Metres/米  
比例

# TOWER 2 第2座



Tower 2  
第2座

Tower 1  
第1座



GARDEN UNIT C 1/F FLOOR PLAN SHOWING LATEST LAYOUT  
花園單位 C 1樓現狀平面圖

Note:

- Please refer to page 31B of this sales brochure in studying items 1 - 2 minor works or exempted works under the Buildings Ordinance made in this unit as indicated with blue wavy line ( ).

備註:

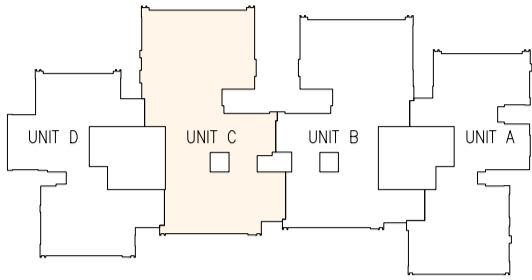
- 請參閱本售樓說明書第31B頁以協助閱讀本單位以藍色曲線 ( ) 顯示之有關第 1 - 2 項已完成的小型工程或獲《建築物條例》豁免的工程。

Scale 0 4 8Metres/米  
比例

Minor works or exempted works under the Buildings Ordinance made in Garden Unit C on 1/F of Tower 2:  
第2座1樓花園單位C之已完成的小型工程或獲《建築物條例》豁免的工程：

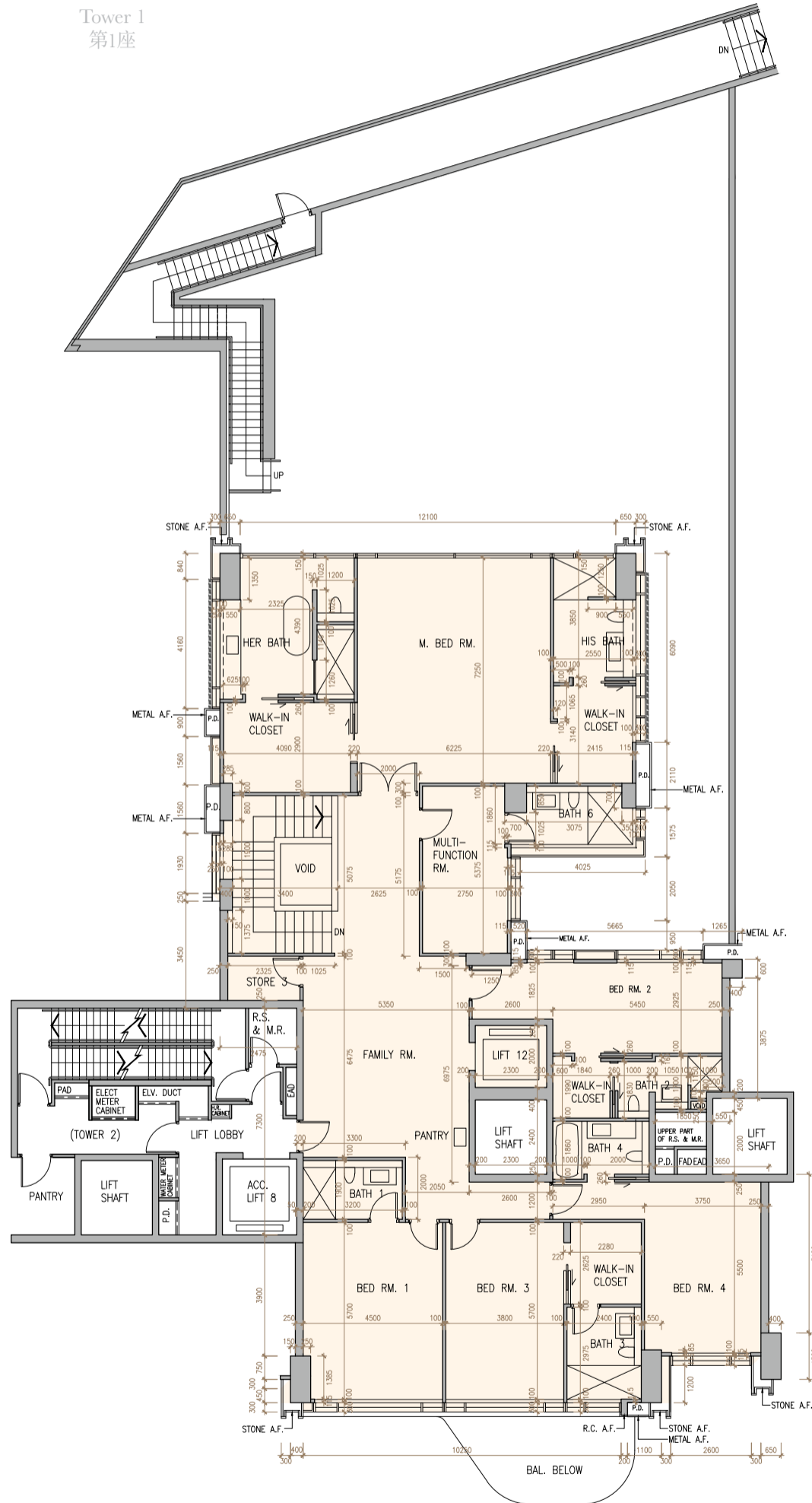
1. Original sink unit has been omitted.  
刪除原有洗滌盆。
2. Original counter top have been replaced by counter top with different designs.  
原有工作台以不同設計的工作台取代。

TOWER 2 第2座



Tower 2  
第2座

Tower 1  
第1座



OPAQUE GLASS CURTAIN WALL

GARDEN UNIT C 2/F FLOOR PLAN  
花園單位 C 2樓樓面平面圖

Scale 0 4 8Metres/米  
比例

## TOWER 2 第2座

	Tower 座數	Garden Unit 花園單位	UG/F 地下高層	1/F 1樓	2/F 2樓
The thickness of the floor slabs (excluding plaster) of each residential property (mm) 每個住宅物業的樓板 (不包括灰泥) 的厚度 (毫米)	Tower 2 第2座	C	2125*	175, 200, 275	150, 200, 250, 325
The floor-to-floor height of each residential property (mm) 每個住宅物業的層與層之間的高度 (毫米)			7250	3475	3475

\* Inclusive of the thickness of the transfer plate (1750mm) and mass concrete fill (375mm).  
包括轉換層 (1750毫米) 及混凝土填充層 (375毫米) 的厚度。

The internal areas of the residential properties on the upper floors will generally be slightly larger than those on the lower floors because of the reducing thickness of the structural walls on the upper floors.

因住宅物業的較高樓層的結構牆的厚度遞減，較高樓層的內部面積，一般比較低樓層的內部面積稍大。

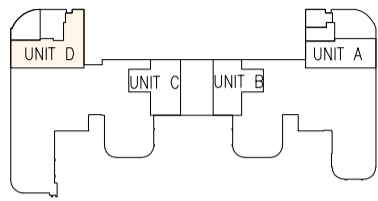
Notes:

1. The dimensions on the floor plan are all structural dimension in millimetres.
2. Please refer to pages 20 - 21 of this sales brochure for legend of the terms and abbreviations in studying the floor plans of residential properties in the Development.

備註：

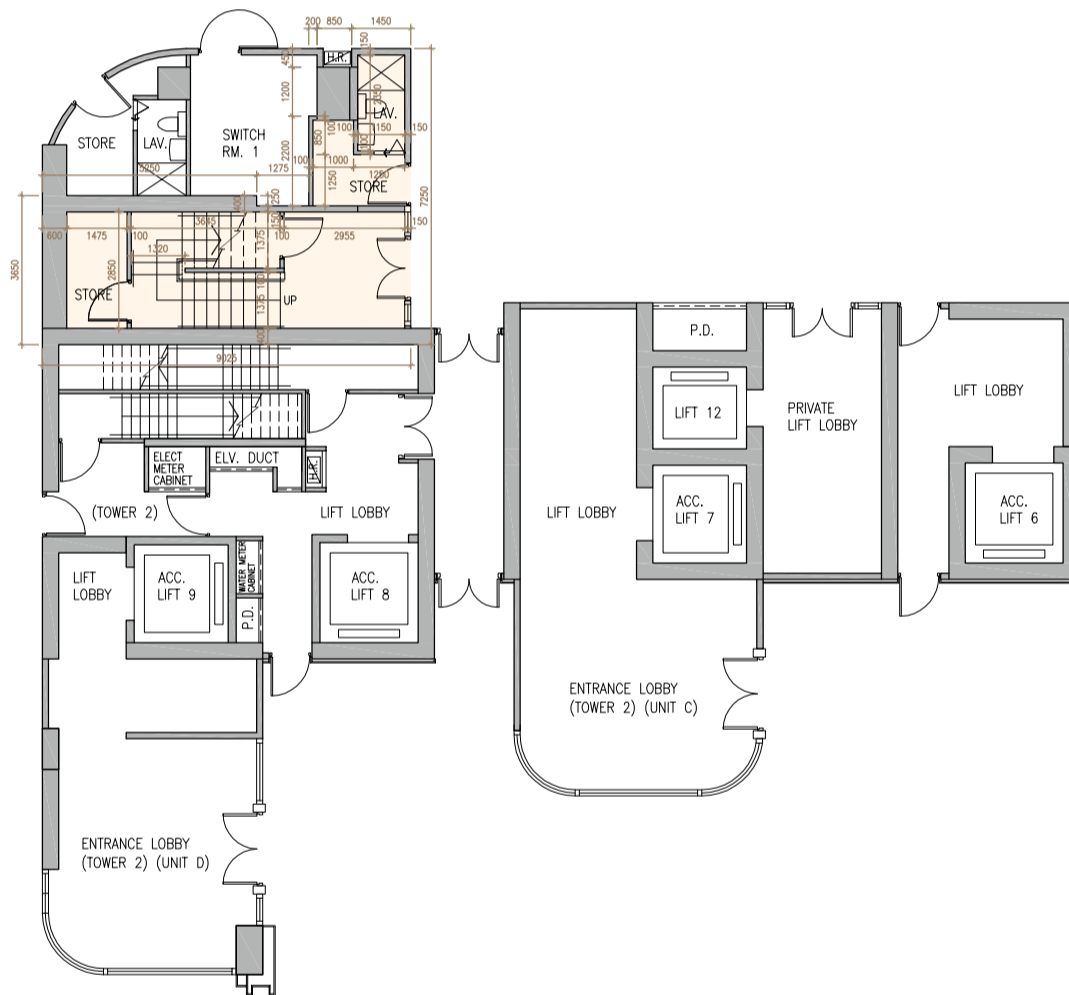
1. 樓面平面圖所列之尺寸為以毫米標示之建築結構尺寸。
2. 請參閱本售樓說明書第20-21頁的名詞及簡稱之圖例以協助閱讀發展項目的住宅物業的樓面平面圖。

# TOWER 2 第2座



Tower 2  
第2座

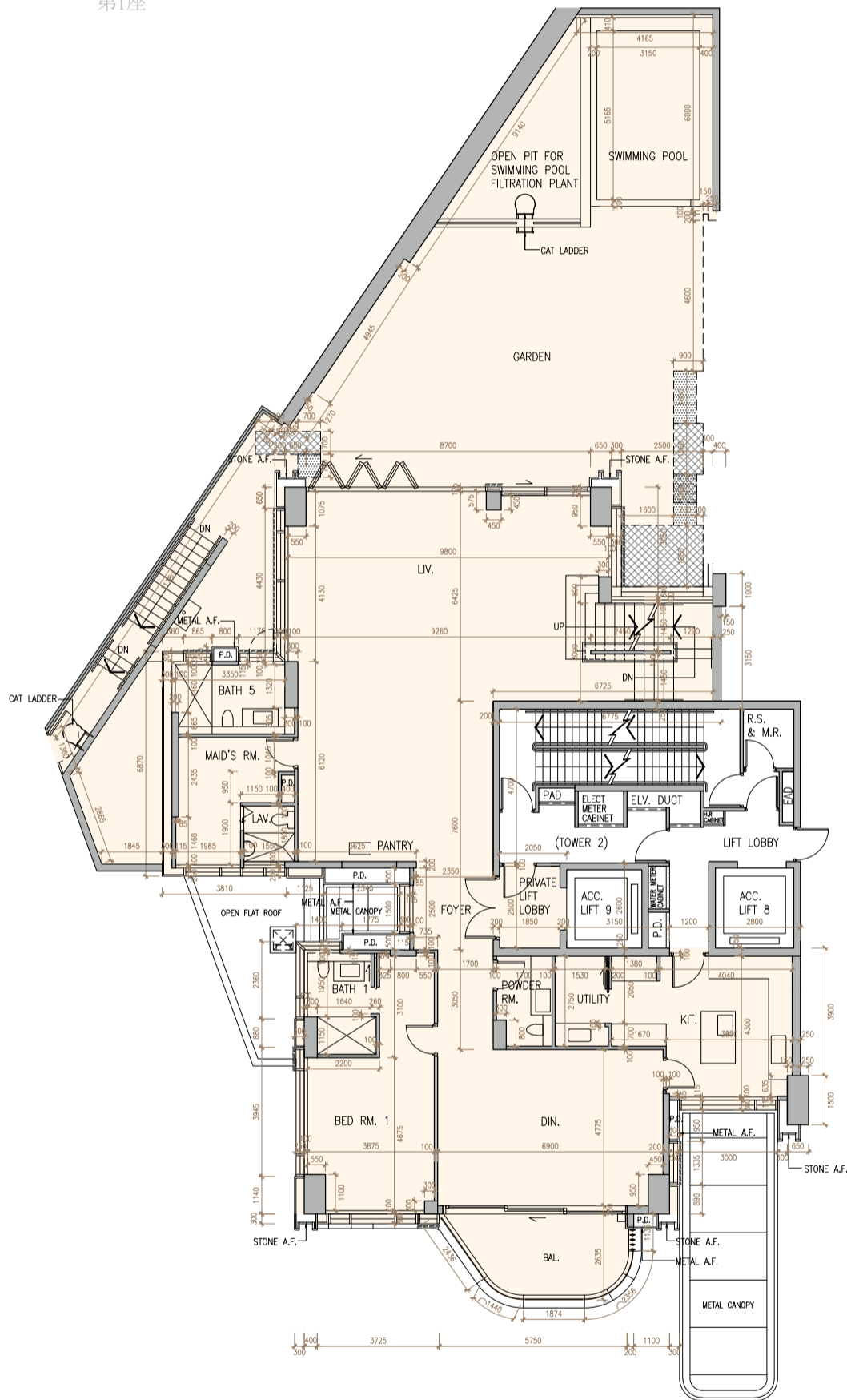
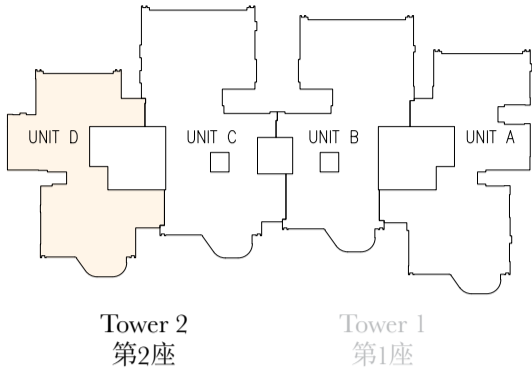
Tower 1  
第1座






GARDEN UNIT D UG/F FLOOR PLAN  
花園單位 D 地下高層樓面平面圖

Scale 0 4 8Metres/米  
比例

# TOWER 2 第2座



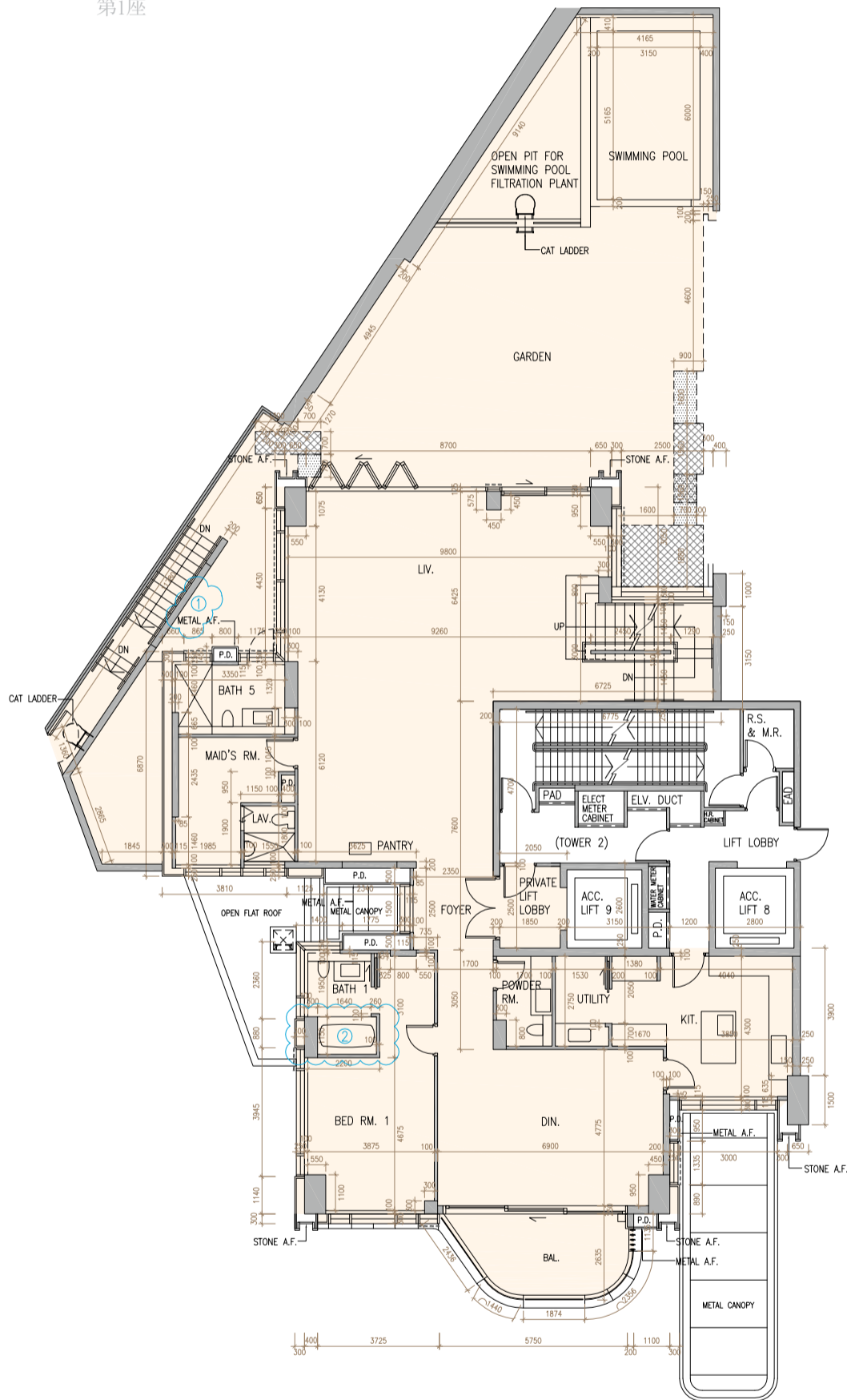
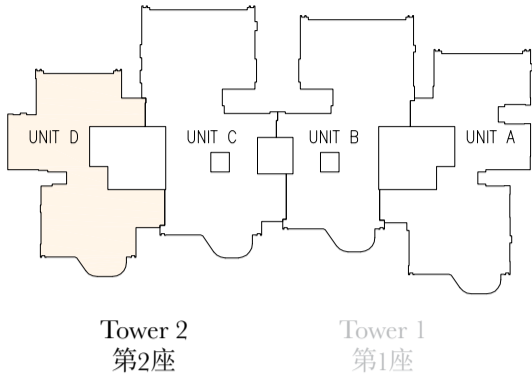
-  COMMON ACCESS BY GONDOLA FOR MAINTENANCE
-  COMMON AREA FOR MAINTENANCE
-  OPAQUE GLASS CURTAIN WALL

GARDEN UNIT D 1/F FLOOR PLAN  
花園單位 D 1樓樓面平面圖





# TOWER 2 第2座



- COMMON ACCESS BY GONDOLA FOR MAINTENANCE
- COMMON AREA FOR MAINTENANCE
- OPAQUE GLASS CURTAIN WALL

GARDEN UNIT D 1/F FLOOR PLAN SHOWING LATEST LAYOUT  
花園單位 D 1樓現狀平面圖

Note:

1. Please refer to page 35B of this sales brochure in studying items 1 - 2 minor works or exempted works under the Buildings Ordinance made in this unit as indicated with blue wavy line ( ).

備註:

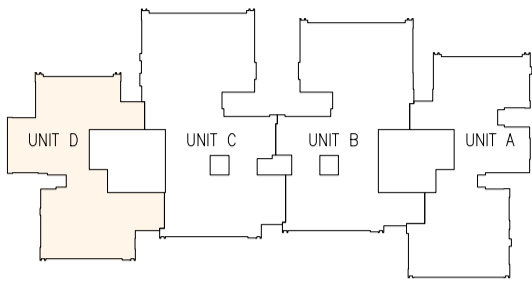
1. 請參閱本售樓說明書第35B頁以協助閱讀本單位以藍色曲線 ( ) 顯示之有關第 1 - 2 項已完成的小型工程或獲《建築物條例》豁免的工程。

Scale 0 4 8Metres/米  
比例

Minor works or exempted works under the Buildings Ordinance made in Garden Unit D on 1/F of Tower 2:  
第2座1樓花園單位D之已完成的小型工程或獲《建築物條例》豁免的工程：

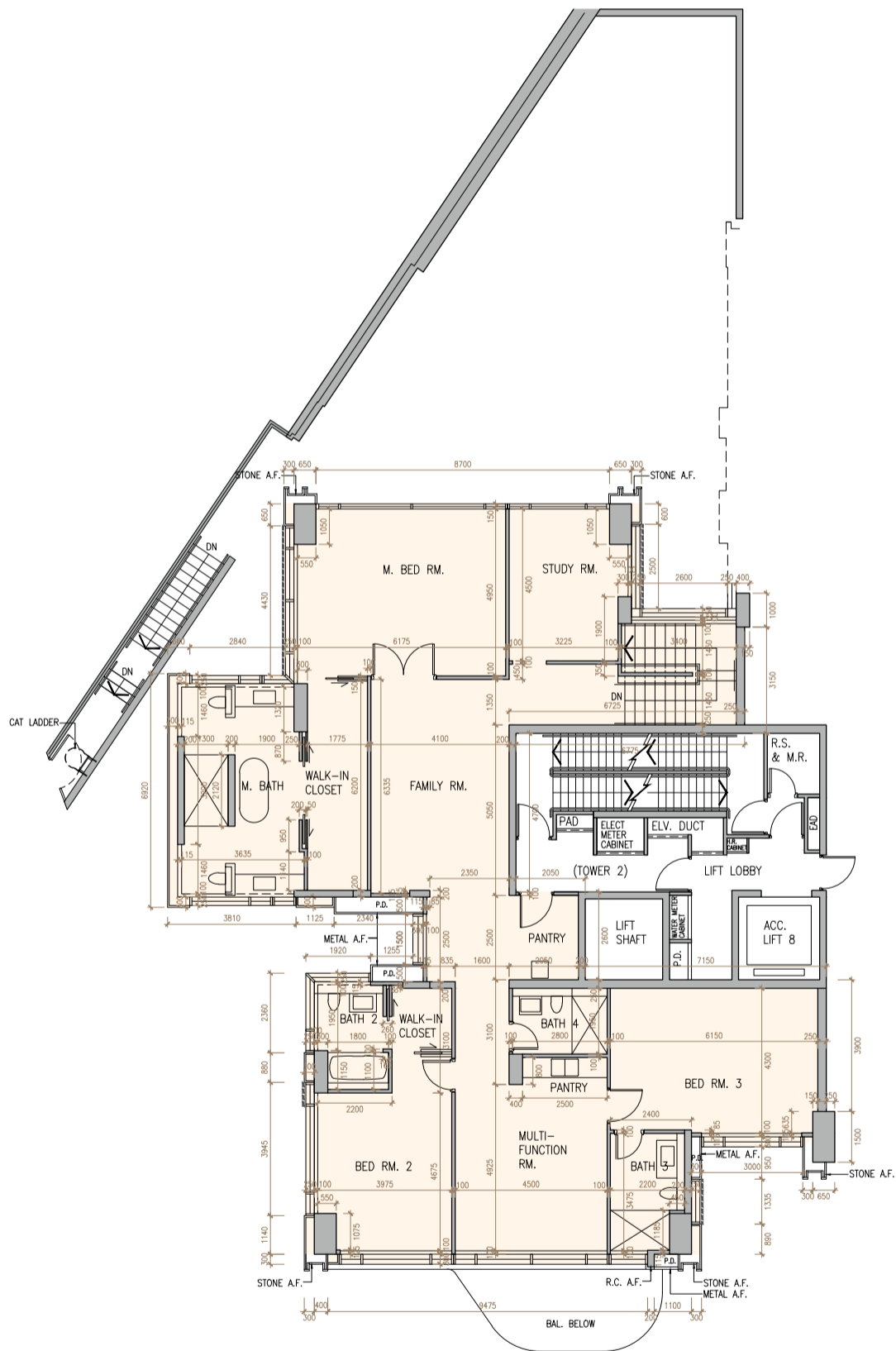
1. Original sink unit has been omitted.  
刪除原有洗滌盆。
2. Original sanitary fittings have been replaced by sanitary fittings with different designs.  
原有潔具以不同設計的潔具取代。

# TOWER 2 第2座



Tower 2  
第2座

Tower 1  
第1座

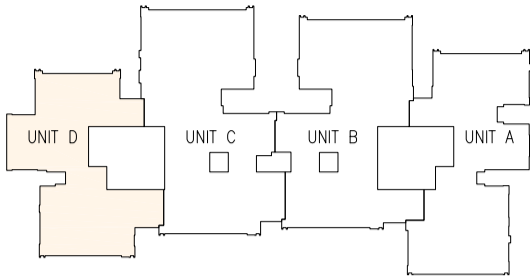


----- OPAQUE GLASS CURTAIN WALL

GARDEN UNIT D 2/F FLOOR PLAN  
花園單位 D 2樓樓面平面圖

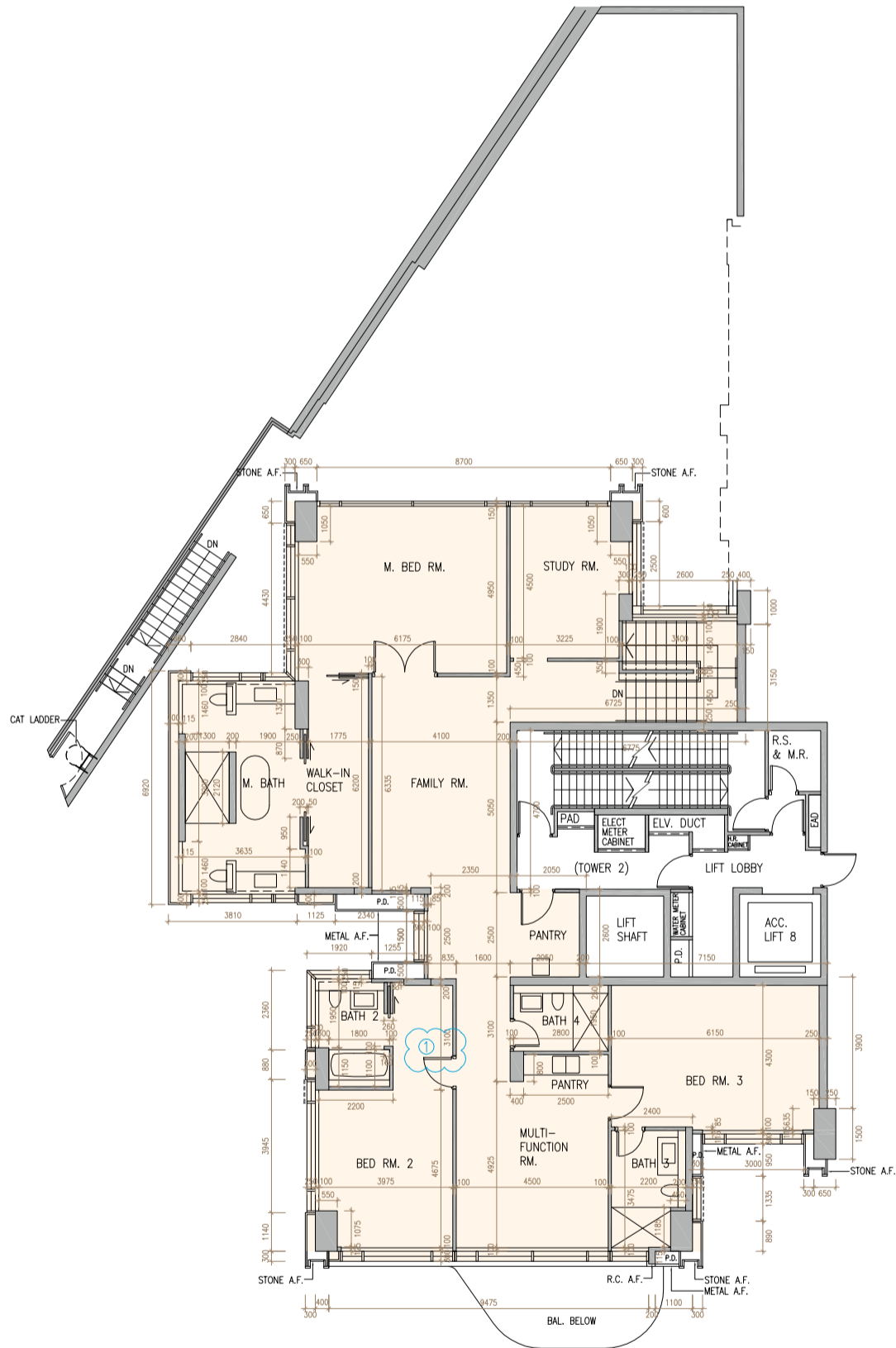


# TOWER 2 第2座



Tower 2  
第2座

Tower 1  
第1座



----- OPAQUE GLASS CURTAIN WALL

GARDEN UNIT D 2/F FLOOR PLAN SHOWING LATEST LAYOUT  
花園單位 D 2樓現狀平面圖

Note:

1. Please refer to page 36B of this sales brochure in studying 1 minor work or exempted work under the Buildings Ordinance made in this unit as indicated with blue wavy line ( ).

備註:

1. 請參閱本售樓說明書第36B頁以協助閱讀本單位以藍色曲線 ( ) 顯示之有關 1 項已完成的工程或獲《建築物條例》豁免的工程。

Scale 0 4 8Metres/米  
比例

Minor works or exempted works under the Buildings Ordinance made in Garden Unit D on 2/F of Tower 2:  
第2座2樓花園單位D之已完成的小型工程或獲《建築物條例》豁免的工程：

1. Original sliding door has been omitted.  
刪除原有趟門。

## TOWER 2 第2座

	Tower 座數	Garden Unit 花園單位	UG/F 地下高層	1/F 1樓	2/F 2樓
The thickness of the floor slabs (excluding plaster) of each residential property (mm) 每個住宅物業的樓板 (不包括灰泥) 的厚度 (毫米)	Tower 2 第2座	D	2125*	150, 175, 200, 225, 250	150, 200, 275,300
The floor-to-floor height of each residential property (mm) 每個住宅物業的層與層之間的高度 (毫米)			7250	3475	3475

\* Inclusive of the thickness of the transfer plate (1750mm) and mass concrete fill (375mm).  
包括轉換層 (1750毫米) 及混凝土填充層 (375毫米) 的厚度。

The internal areas of the residential properties on the upper floors will generally be slightly larger than those on the lower floors because of the reducing thickness of the structural walls on the upper floors.

因住宅物業的較高樓層的結構牆的厚度遞減，較高樓層的內部面積，一般比較低樓層的內部面積稍大。

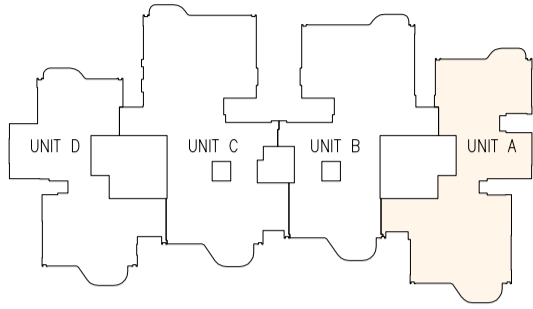
### Notes:

1. The dimensions on the floor plan are all structural dimension in millimetres.
2. Please refer to pages 20 - 21 of this sales brochure for legend of the terms and abbreviations in studying the floor plans of residential properties in the Development.

### 備註：

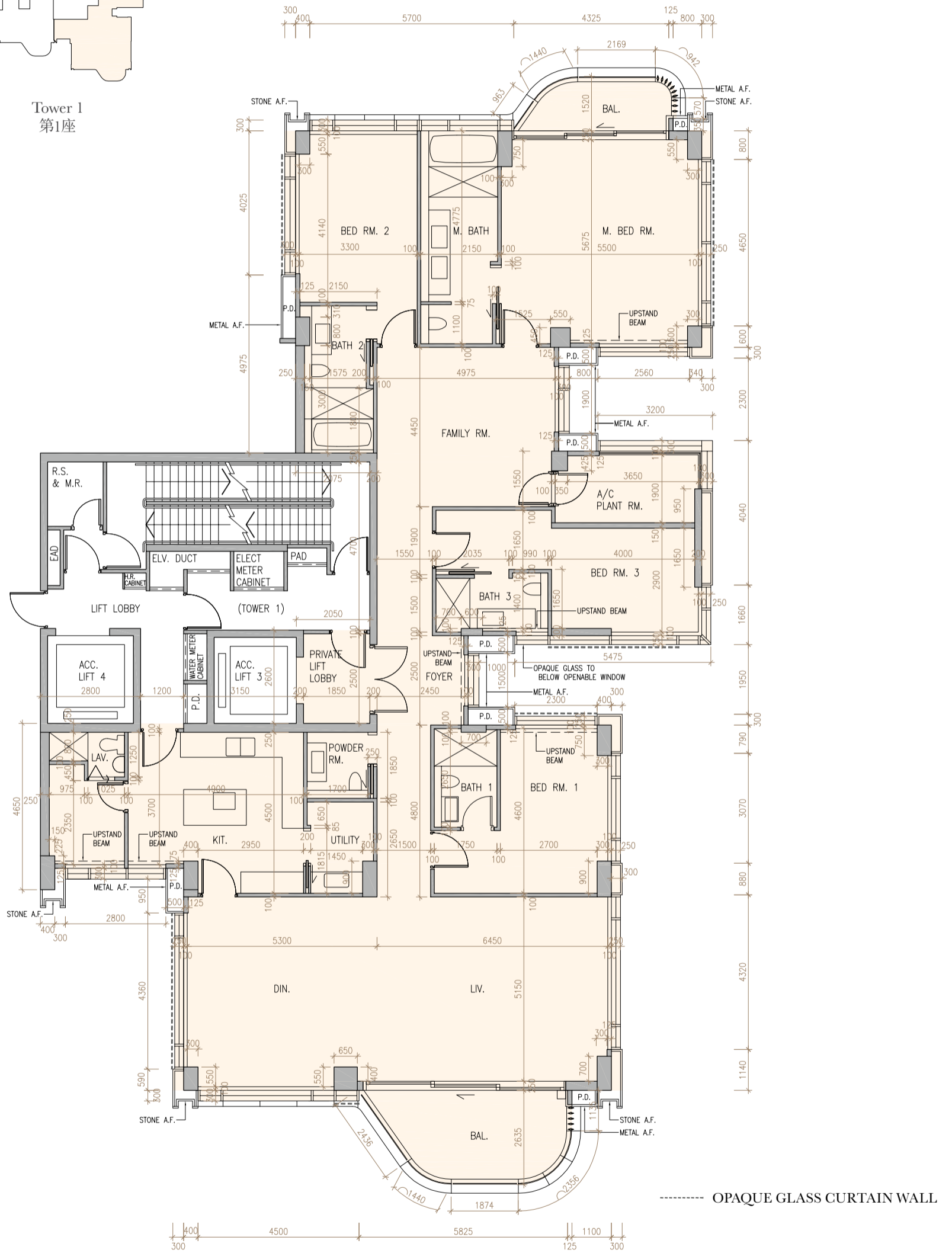
1. 樓面平面圖所列之尺寸為以毫米標示之建築結構尺寸。
2. 請參閱本售樓說明書第20-21頁的名詞及簡稱之圖例以協助閱讀發展項目的住宅物業的樓面平面圖。

# TOWER 1 第1座



Tower 2  
第2座

Tower 1  
第1座



UNIT A 5/F - 12/F, 15/F AND 17/F FLOOR PLAN  
A 單位 5樓 - 12樓、15樓及17樓樓面平面圖

Scale 0 4 8Metres/米  
比例

## TOWER 1 第1座

	Tower 座數	Unit 單位	5/F - 12/F and 15/F 5樓 - 12樓及15樓	17/F 17樓
The thickness of the floor slabs (excluding plaster) of each residential property (mm) 每個住宅物業的樓板 (不包括灰泥) 的厚度 (毫米)	Tower 1 第1座	A	150, 175, 225, 300	150, 175, 225, 300
The floor-to-floor height of each residential property (mm) 每個住宅物業的層與層之間的高度 (毫米)			3000, 3075, 3100, 3125, 3175, 3200, 3225, 3275, 3475	3025, 3075, 3125, 3175, 3475

The internal areas of the residential properties on the upper floors will generally be slightly larger than those on the lower floors because of the reducing thickness of the structural walls on the upper floors.

因住宅物業的較高樓層的結構牆的厚度遞減，較高樓層的內部面積，一般比較低樓層的內部面積稍大。

Notes:

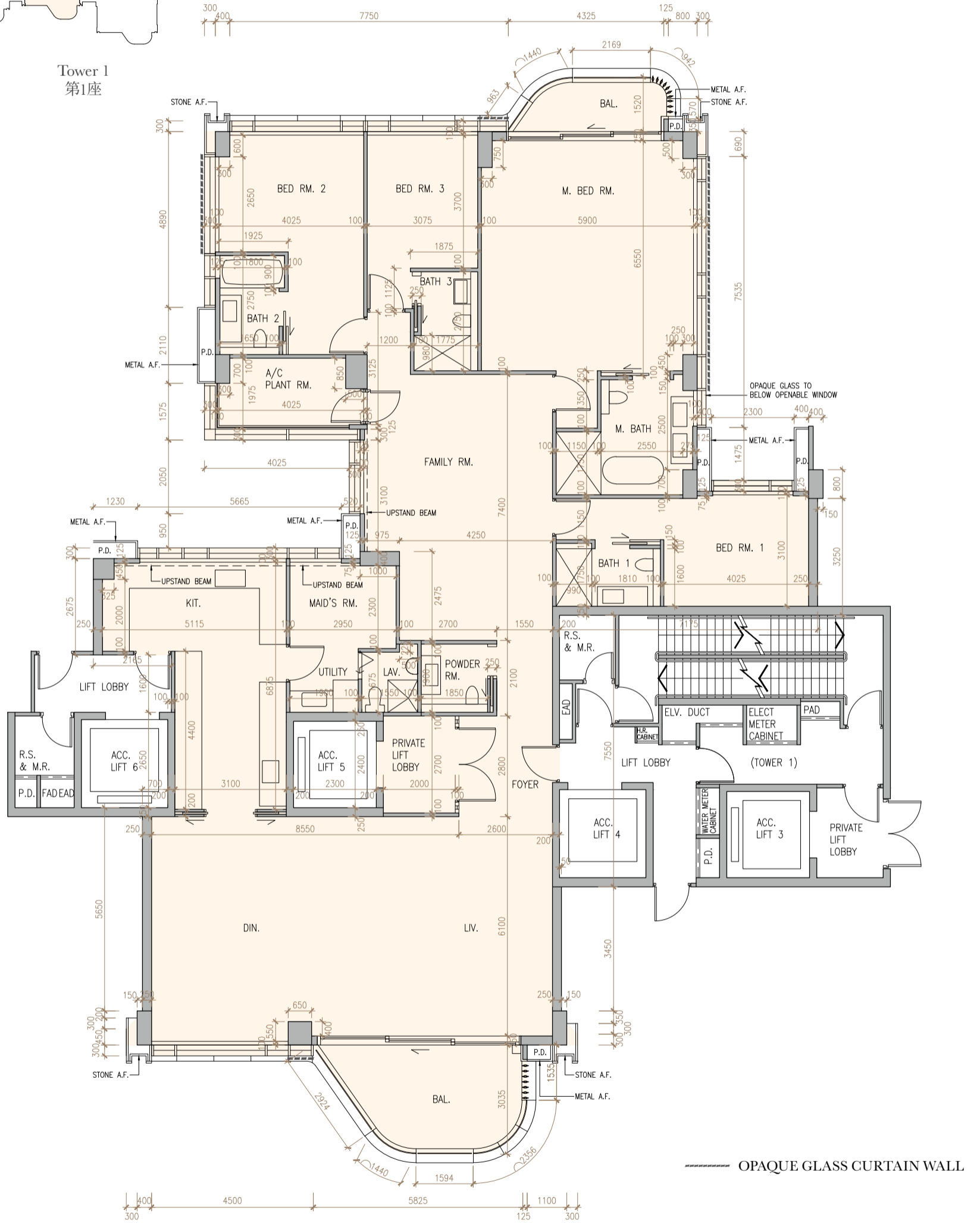
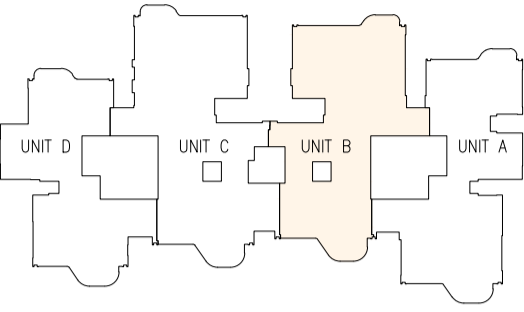
1. The dimensions on the floor plan are all structural dimension in millimetres.
2. Please refer to pages 20 - 21 of this sales brochure for legend of the terms and abbreviations in studying the floor plans of residential properties in the Development.

備註：

1. 樓面平面圖所列之尺寸為以毫米標示之建築結構尺寸。
2. 請參閱本售樓說明書第20-21頁的名詞及簡稱之圖例以協助閱讀發展項目的住宅物業的樓面平面圖。



# TOWER 1 第1座



UNIT B 5/F - 12/F AND 15/F - 17/F FLOOR PLAN  
B 單位 5樓 - 12樓及15樓 - 17樓樓面平面圖

Scale 0 4 8Metres/米  
比例

## TOWER 1 第1座

	Tower 座數	Unit 單位	5/F - 12/F and 15/F - 16/F 5樓 - 12樓及15樓 - 16樓	17/F 17樓
The thickness of the floor slabs (excluding plaster) of each residential property (mm) 每個住宅物業的樓板 (不包括灰泥) 的厚度 (毫米)	Tower 1 第1座	B	150, 175, 200, 250, 325	150, 175, 200, 250, 325
The floor-to-floor height of each residential property (mm) 每個住宅物業的層與層之間的高度 (毫米)			3025, 3125, 3150, 3175, 3200, 3225, 3475	2975, 3025, 3075, 3125, 3175, 3475

The internal areas of the residential properties on the upper floors will generally be slightly larger than those on the lower floors because of the reducing thickness of the structural walls on the upper floors.

因住宅物業的較高樓層的結構牆的厚度遞減，較高樓層的內部面積，一般比較低樓層的內部面積稍大。

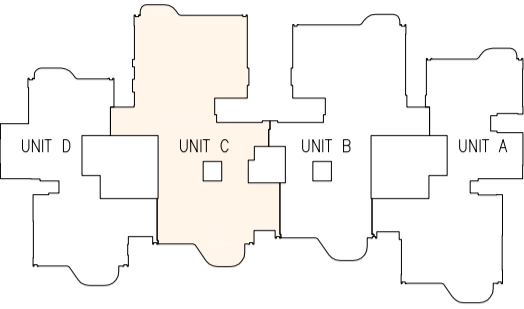
Notes:

1. The dimensions on the floor plan are all structural dimension in millimetres.
2. Please refer to pages 20 - 21 of this sales brochure for legend of the terms and abbreviations in studying the floor plans of residential properties in the Development.

備註：

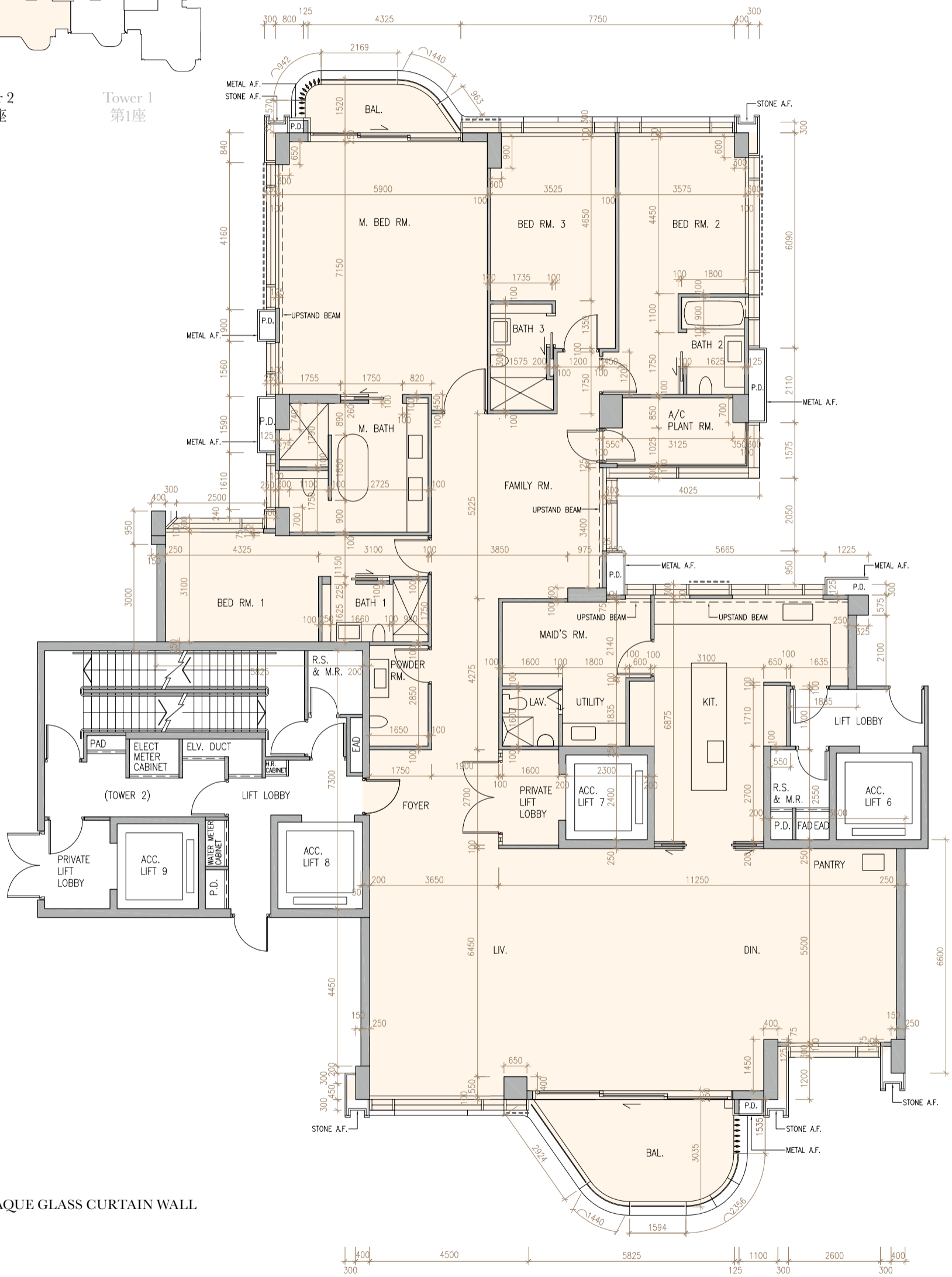
1. 樓面平面圖所列之尺寸為以毫米標示之建築結構尺寸。
2. 請參閱本售樓說明書第20-21頁的名詞及簡稱之圖例以協助閱讀發展項目的住宅物業的樓面平面圖。

# TOWER 2 第2座



Tower 2  
第2座

Tower 1  
第1座



----- OPAQUE GLASS CURTAIN WALL

UNIT C 5/F - 12/E, 15/F AND 17/F FLOOR PLAN  
C 單位 5樓 - 12樓、15樓及17樓樓面平面圖

Scale 0 4 8Metres/米  
比例

## TOWER 2 第2座

	Tower 座數	Unit 單位	5/F - 12/F and 15/F 5樓 - 12樓及15樓	17/F 17樓
The thickness of the floor slabs (excluding plaster) of each residential property (mm) 每個住宅物業的樓板 (不包括灰泥) 的厚度 (毫米)	Tower 2 第2座	C	150, 175, 200, 225, 325	150, 175, 200, 275, 325
The floor-to-floor height of each residential property (mm) 每個住宅物業的層與層之間的高度 (毫米)			3025, 3125, 3150, 3175, 3200, 3225, 3475	2975, 3025, 3125, 3175, 3475

The internal areas of the residential properties on the upper floors will generally be slightly larger than those on the lower floors because of the reducing thickness of the structural walls on the upper floors.

因住宅物業的較高樓層的結構牆的厚度遞減，較高樓層的內部面積，一般比較低樓層的內部面積稍大。

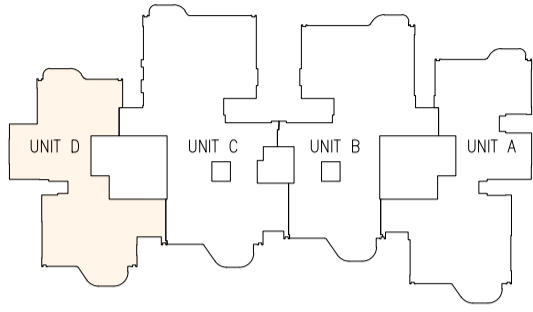
Notes:

1. The dimensions on the floor plan are all structural dimension in millimetres.
2. Please refer to pages 20 - 21 of this sales brochure for legend of the terms and abbreviations in studying the floor plans of residential properties in the Development.

備註：

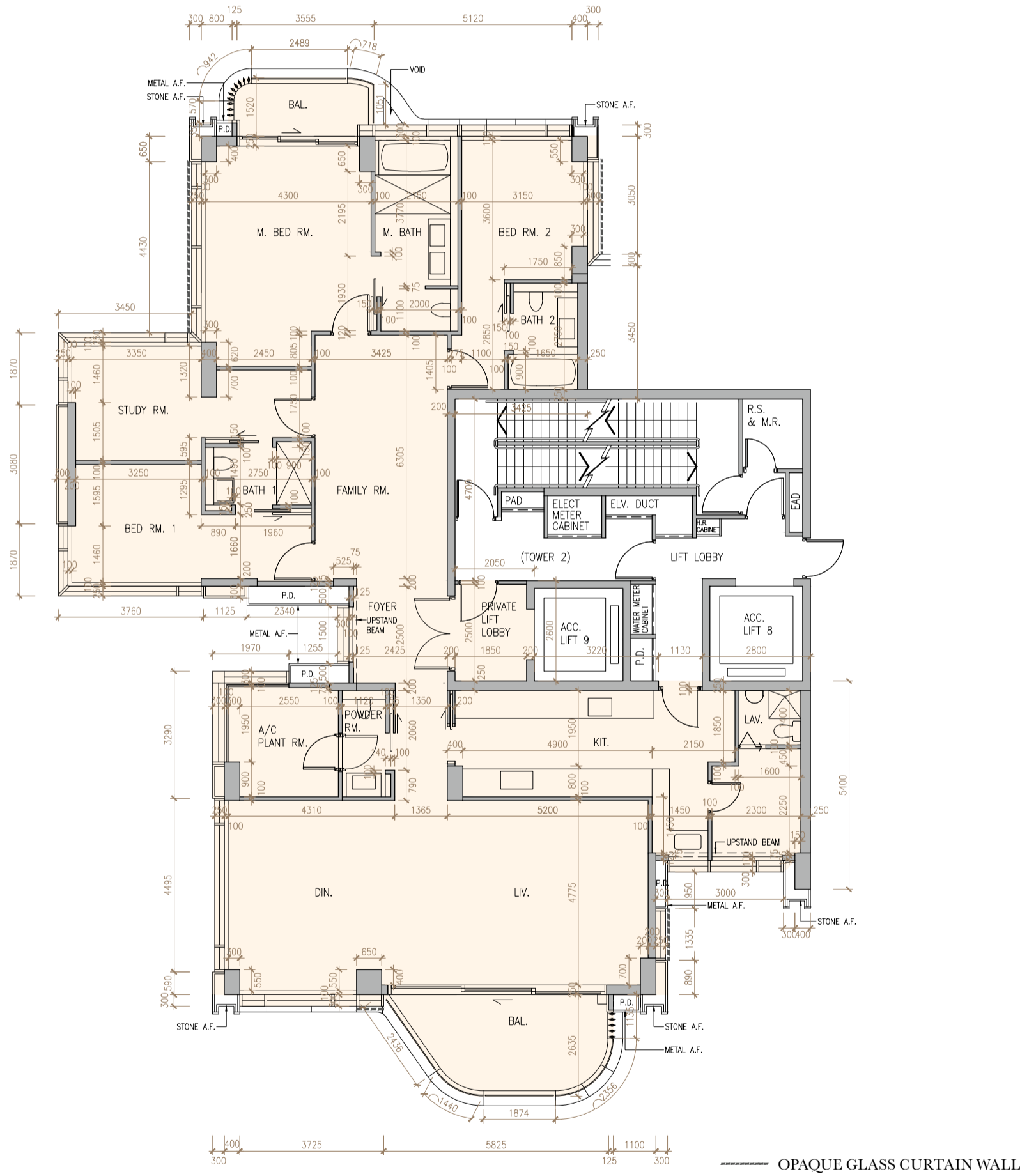
1. 樓面平面圖所列之尺寸為以毫米標示之建築結構尺寸。
2. 請參閱本售樓說明書第20-21頁的名詞及簡稱之圖例以協助閱讀發展項目的住宅物業的樓面平面圖。

# TOWER 2 第2座



Tower 2  
第2座

Tower 1  
第1座



UNIT D 5/F - 12/F AND 15/F - 17/F FLOOR PLAN  
D 單位 5樓 - 12樓及15樓 - 17樓樓面平面圖



## TOWER 2 第2座

	Tower 座數	Unit 單位	5/F - 12/F and 15/F - 16/F 5樓 - 12樓及15樓 - 16樓	17/F 17樓
The thickness of the floor slabs (excluding plaster) of each residential property (mm) 每個住宅物業的樓板 (不包括灰泥) 的厚度 (毫米)	Tower 2 第2座	D	150, 175, 200, 225, 300	150, 175, 225, 250, 300
The floor-to-floor height of each residential property (mm) 每個住宅物業的層與層之間的高度 (毫米)			3075, 3125, 3150, 3175, 3475	3075, 3125, 3175, 3475

The internal areas of the residential properties on the upper floors will generally be slightly larger than those on the lower floors because of the reducing thickness of the structural walls on the upper floors.

因住宅物業的較高樓層的結構牆的厚度遞減，較高樓層的內部面積，一般比較低樓層的內部面積稍大。

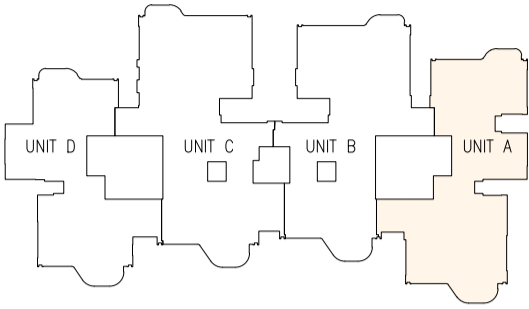
Notes:

1. The dimensions on the floor plan are all structural dimension in millimetres.
2. Please refer to pages 20 - 21 of this sales brochure for legend of the terms and abbreviations in studying the floor plans of residential properties in the Development.

備註：

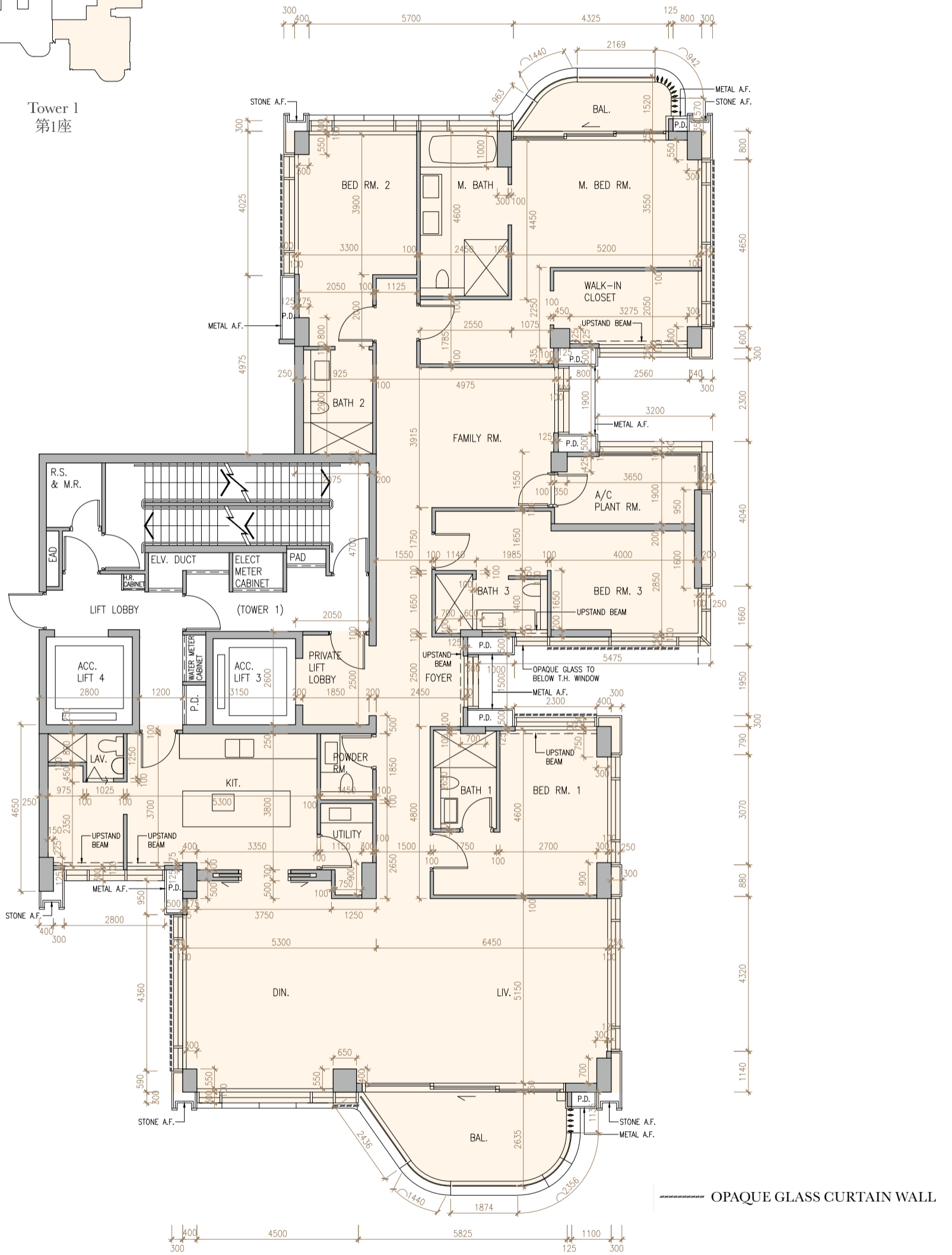
1. 樓面平面圖所列之尺寸為以毫米標示之建築結構尺寸。
2. 請參閱本售樓說明書第20-21頁的名詞及簡稱之圖例以協助閱讀發展項目的住宅物業的樓面平面圖。

# TOWER 1 第1座



Tower 2  
第2座

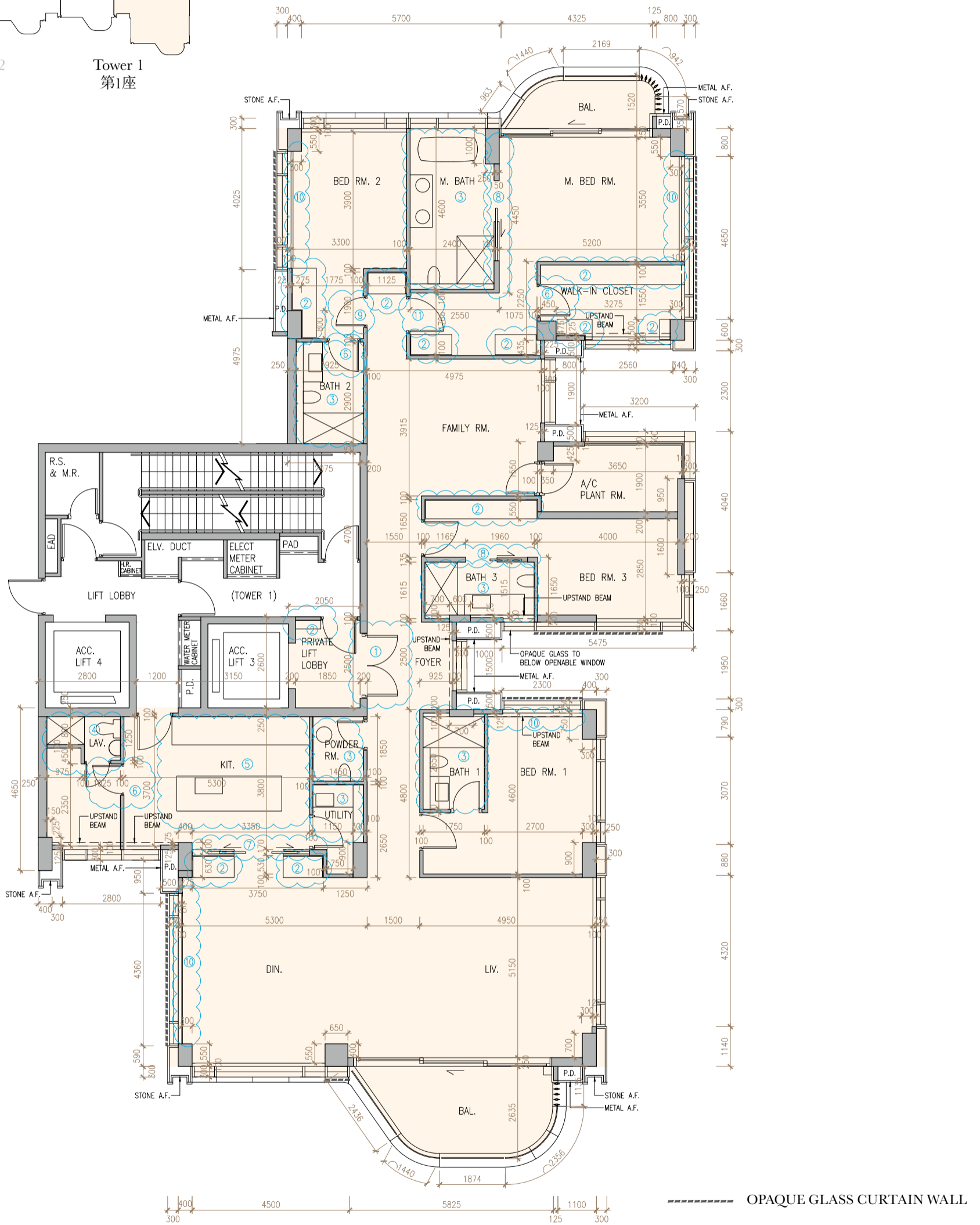
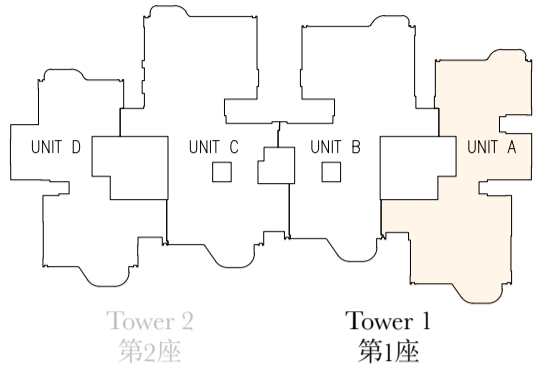
Tower 1  
第1座



UNIT A 16/F FLOOR PLAN  
A 單位 16樓樓面平面圖

Scale 0 4 8Metres/米  
比例

# TOWER 1 第1座



UNIT A 16/F FLOOR PLAN SHOWING LATEST LAYOUT  
A 單位 16樓現狀樓面平面圖

**Note:**

1. Please refer to page 48 of this sales brochure in studying items 1 - 11 minor works or exempted works under the Buildings Ordinance made in this unit as indicated with blue wavy line ( ).

Scale 0 4 8Metres/米  
比例

**備註:**

1. 請參閱本售樓說明書第48頁以協助閱讀本單位以藍色曲線 ( ) 顯示之有關第1 - 11項已完成的小型工程或獲《建築物條例》豁免的工程。



Minor works or exempted works under the Buildings Ordinance made in Unit A on 16/F of Tower 1:  
第1座16樓A單位之已完成的小型工程或獲《建築物條例》豁免的工程：

1. Double swing door has been installed.  
安裝雙掩門。
2. Full-height cabinet has been installed.  
安裝全高櫃。
3. Original sanitary fittings have been replaced by sanitary fittings with different designs.  
原有潔具以不同設計的潔具取代。
4. Original sliding bi-folding door has been replaced by swing door. Original sanitary fittings have been replaced by sanitary fittings with different designs.  
原有趟摺門改為掩門。原有潔具以不同設計的潔具取代。
5. Original kitchen setting has been replaced by kitchen setting with a different design.  
原有廚房設置以不同設計的廚房設置取代。
6. Swing door has been installed.  
安裝掩門。
7. Double sliding door has been installed.  
安裝雙趟門。
8. Partition wall has been modified and sliding door has been installed.  
修改原有間牆，安裝趟門。
9. Original door opening has been shifted.  
原有門口移位。
10. Furring wall has been installed.  
安裝飾面牆。
11. Original door swing direction has been mirrored.  
對調原有掩門方向。

## TOWER 1 第1座

	Tower 座數	Unit 單位	16/F 16樓
The thickness of the floor slabs (excluding plaster) of each residential property (mm) 每個住宅物業的樓板 (不包括灰泥) 的厚度 (毫米)	Tower 1 第1座	A	150, 175, 225, 300
The floor-to-floor height of each residential property (mm) 每個住宅物業的層與層之間的高度 (毫米)			3000, 3075, 3100, 3125, 3175, 3200, 3225, 3275, 3475

The internal areas of the residential properties on the upper floors will generally be slightly larger than those on the lower floors because of the reducing thickness of the structural walls on the upper floors.

因住宅物業的較高樓層的結構牆的厚度遞減，較高樓層的內部面積，一般比較低樓層的內部面積稍大。

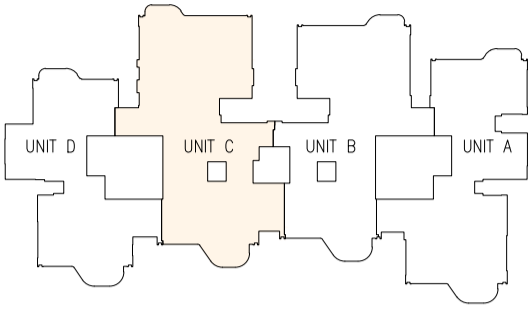
Notes:

1. The dimensions on the floor plan are all structural dimension in millimetres.
2. Please refer to pages 20 - 21 of this sales brochure for legend of the terms and abbreviations in studying the floor plans of residential properties in the Development.

備註：

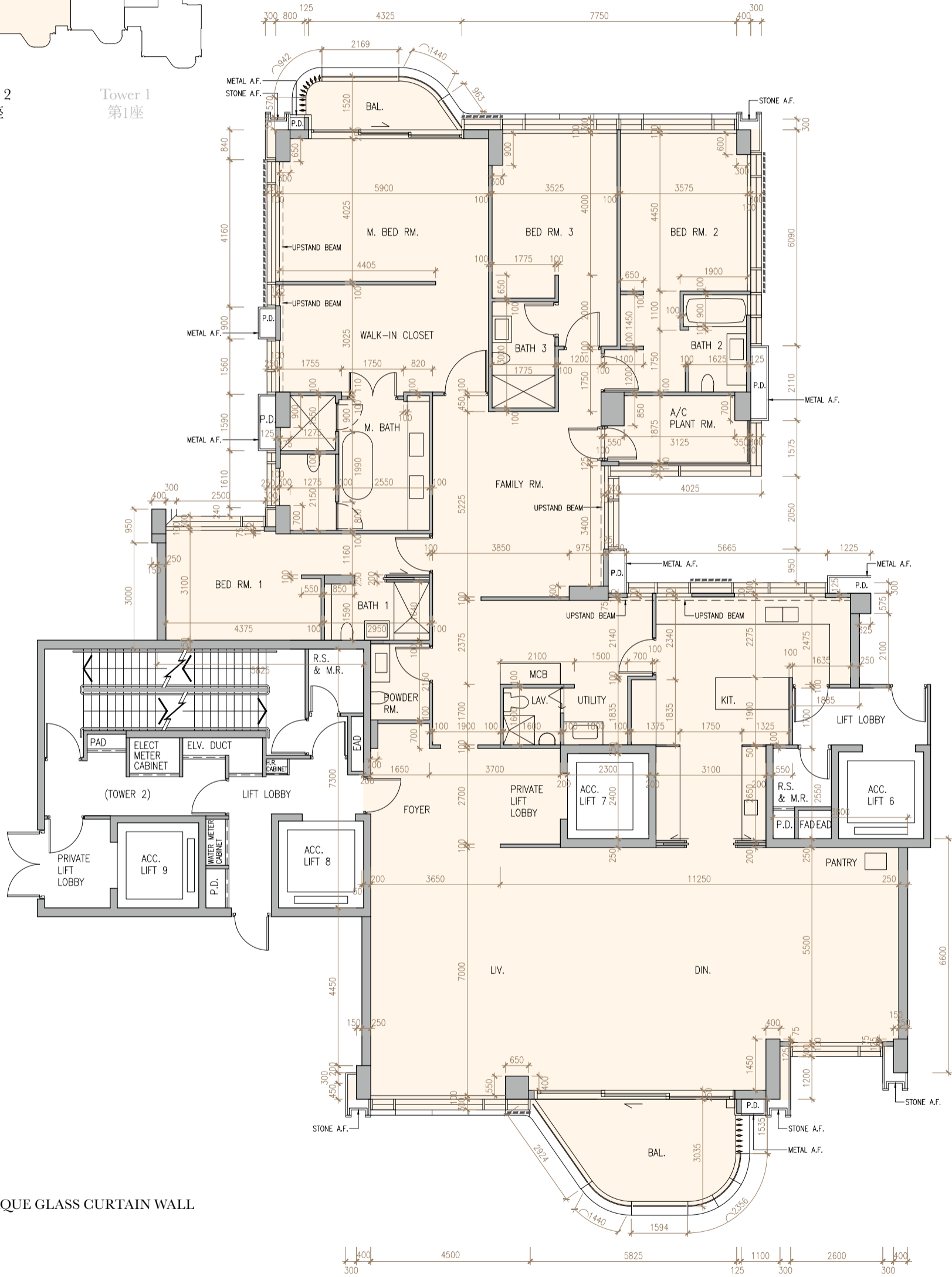
1. 樓面平面圖所列之尺寸為以毫米標示之建築結構尺寸。
2. 請參閱本售樓說明書第20-21頁的名詞及簡稱之圖例以協助閱讀發展項目的住宅物業的樓面平面圖。

TOWER 2 第2座



Tower 2  
第2座

Tower 1  
第1座

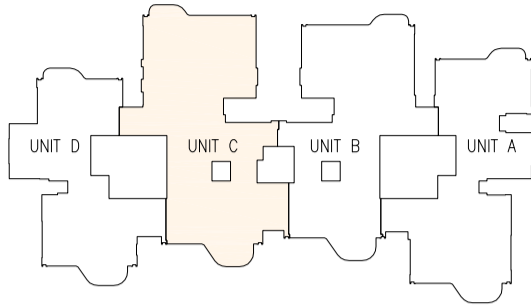


----- OPAQUE GLASS CURTAIN WALL

UNIT C 16/F FLOOR PLAN  
C 單位 16樓樓面平面圖

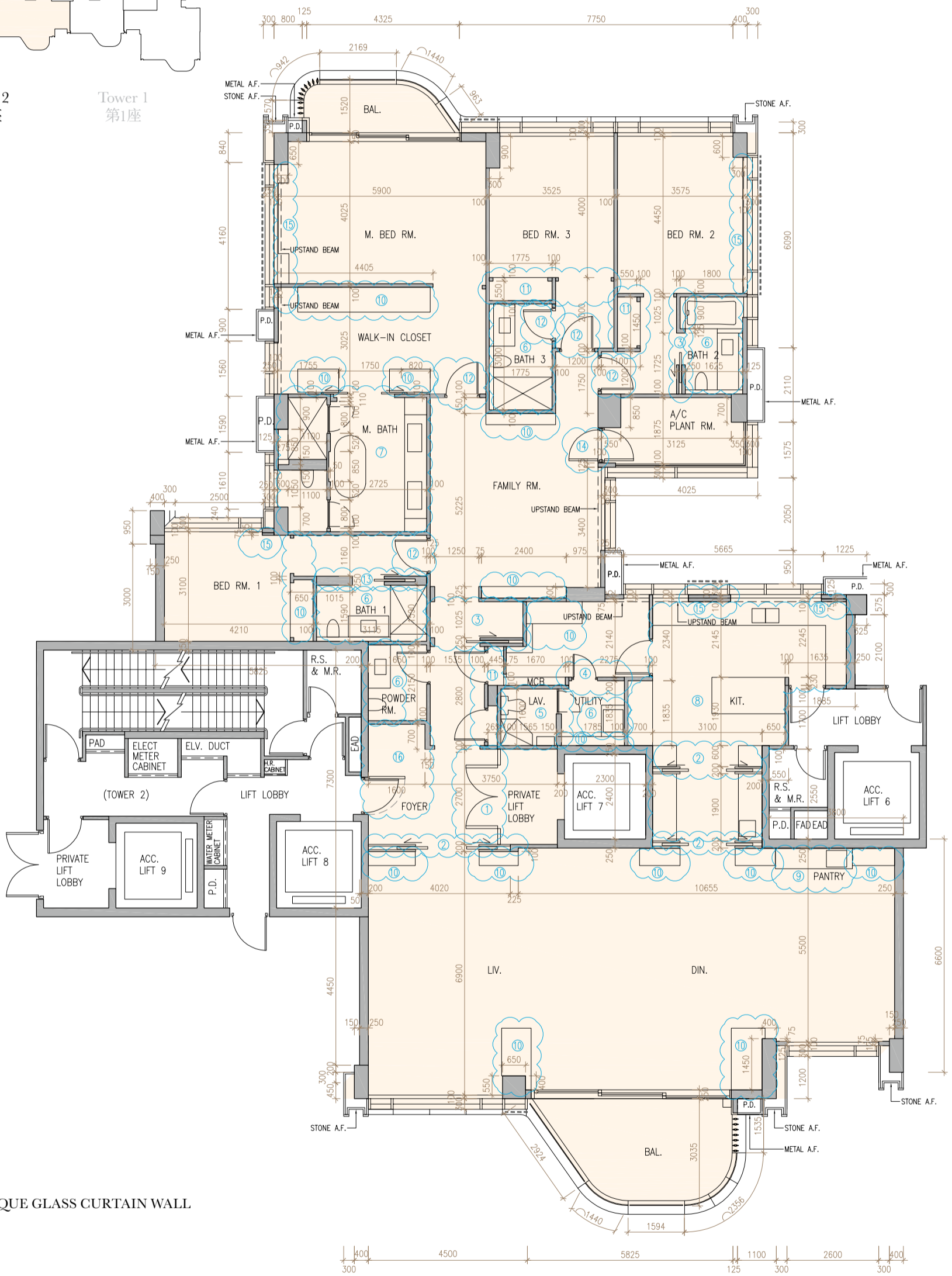


# TOWER 2 第2座



Tower 2  
第2座

Tower 1  
第1座



UNIT C 16/F FLOOR PLAN SHOWING LATEST LAYOUT  
C 單位 16樓現狀樓面平面圖

Note:

1. Please refer to page 50B of this sales brochure in studying items 1 - 16 minor works or exempted works under the Buildings Ordinance made in this unit as indicated with blue wavy line ( ).

Scale 0 4 8Metres/米  
比例

備註:

1. 請參閱本售樓說明書第50B頁以協助閱讀本單位以藍色曲線 ( ) 顯示之有關第1 - 16項已完成的小型工程或獲《建築物條例》豁免的工程。

Minor works or exempted works under the Buildings Ordinance made in Unit C on 16/F of Tower 2:  
第2座16樓C單位之已完成的小型工程或獲《建築物條例》豁免的工程：

1. Double swing door has been installed.  
安裝雙掩門。
2. Partition wall has been modified and double sliding door has been installed.  
修改原有間牆，安裝雙趟門。
3. Partition wall has been modified and sliding door has been installed.  
修改原有間牆，安裝趟門。
4. Partition wall has been modified and swing door has been installed.  
修改原有間牆，安裝掩門。
5. Partition wall has been modified and original sliding bi-folding door have been replaced by swing door. Original sanitary fittings have been replaced by sanitary fittings with different designs.  
修改原有間牆，原有趟摺門改為掩門。原有潔具以不同設計的潔具取代。
6. Original sanitary fittings have been replaced by sanitary fittings with different designs.  
原有潔具以不同設計的潔具取代。
7. Partition wall has been modified and original double swing door have been replaced by double sliding door. Original sanitary fittings have been replaced by sanitary fittings with different designs.  
修改原有間牆，原有雙掩門改為雙趟門。原有潔具以不同設計的潔具取代。
8. Original kitchen setting has been replaced by kitchen setting with a different design.  
原有廚房設置以不同設計的廚房設置取代。
9. Original pantry setting has been replaced by pantry setting with a different design.  
原有備餐間設置以不同設計的備餐間設置取代。
10. Full-height cabinet has been installed.  
安裝全高櫃。
11. Partition wall and full-height cabinet has been installed.  
安裝間牆及全高櫃。
12. Partition wall and swing door has been modified.  
修改原有間牆及掩門。
13. Partition wall and sliding door has been modified.  
修改原有間牆及趟門。
14. Original door swing direction has been mirrored.  
對調原有掩門方向。
15. Furring wall has been installed.  
安裝飾面牆。
16. Partition wall has been modified and swing door has been installed.  
修改原有間牆，安裝掩門。

## TOWER 2 第2座

	Tower 座數	Unit 單位	16/F 16樓
The thickness of the floor slabs (excluding plaster) of each residential property (mm) 每個住宅物業的樓板 (不包括灰泥) 的厚度 (毫米)	Tower 2 第2座	C	150, 175, 200, 225, 325
The floor-to-floor height of each residential property (mm) 每個住宅物業的層與層之間的高度 (毫米)			3025, 3125, 3150, 3175, 3200, 3225, 3475

The internal areas of the residential properties on the upper floors will generally be slightly larger than those on the lower floors because of the reducing thickness of the structural walls on the upper floors.

因住宅物業的較高樓層的結構牆的厚度遞減，較高樓層的內部面積，一般比較低樓層的內部面積稍大。

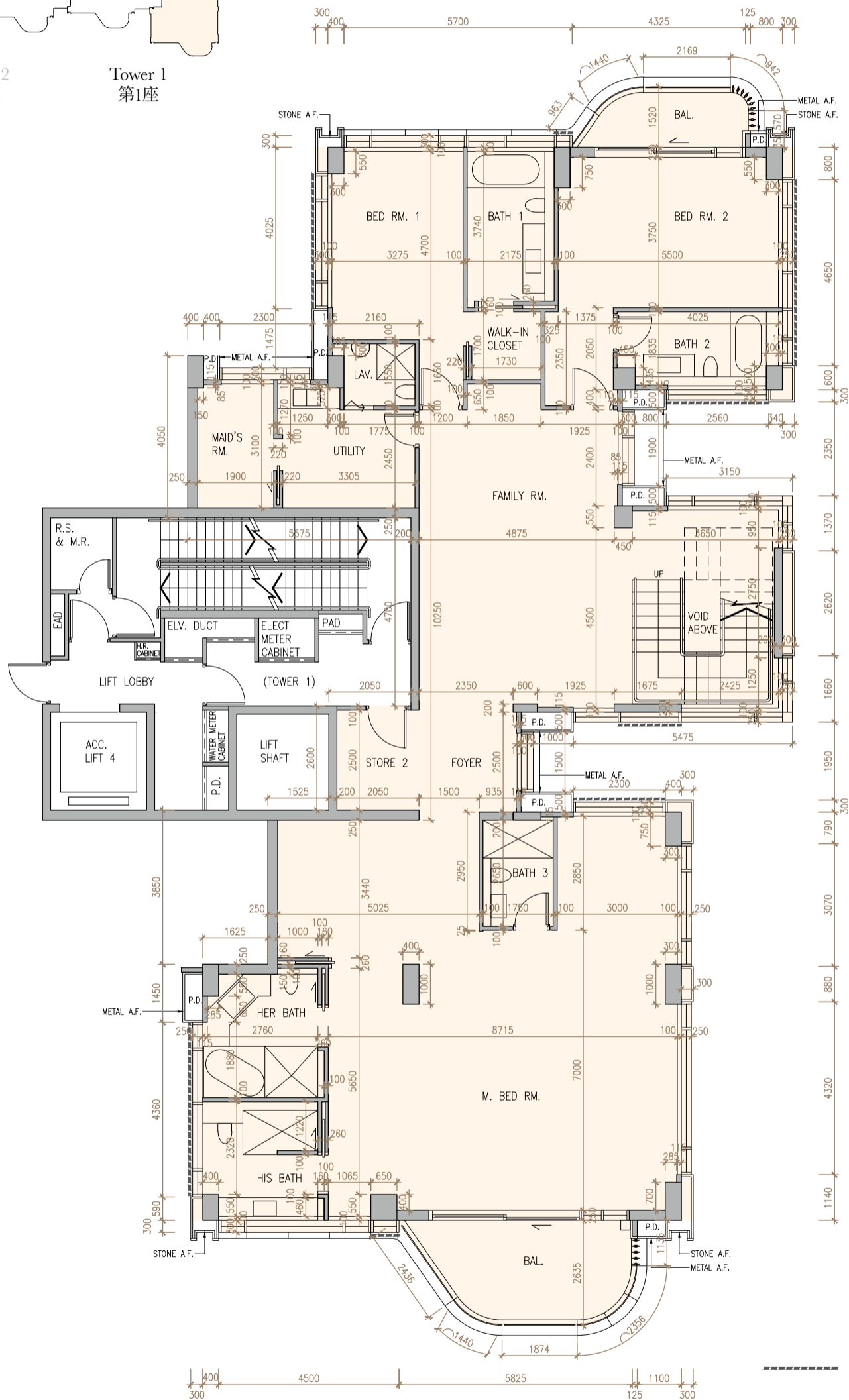
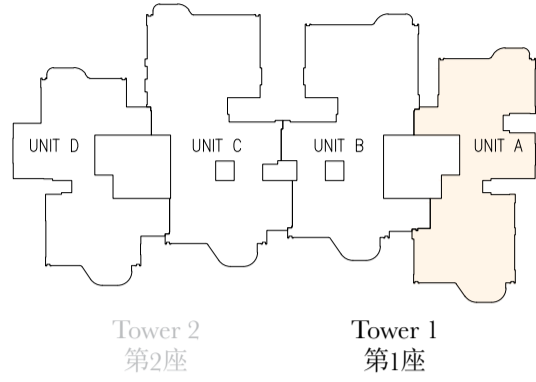
Notes:

1. The dimensions on the floor plan are all structural dimension in millimetres.
2. Please refer to pages 20 - 21 of this sales brochure for legend of the terms and abbreviations in studying the floor plans of residential properties in the Development.

備註：

1. 樓面平面圖所列之尺寸為以毫米標示之建築結構尺寸。
2. 請參閱本售樓說明書第20-21頁的名詞及簡稱之圖例以協助閱讀發展項目的住宅物業的樓面平面圖。

# TOWER 1 第1座

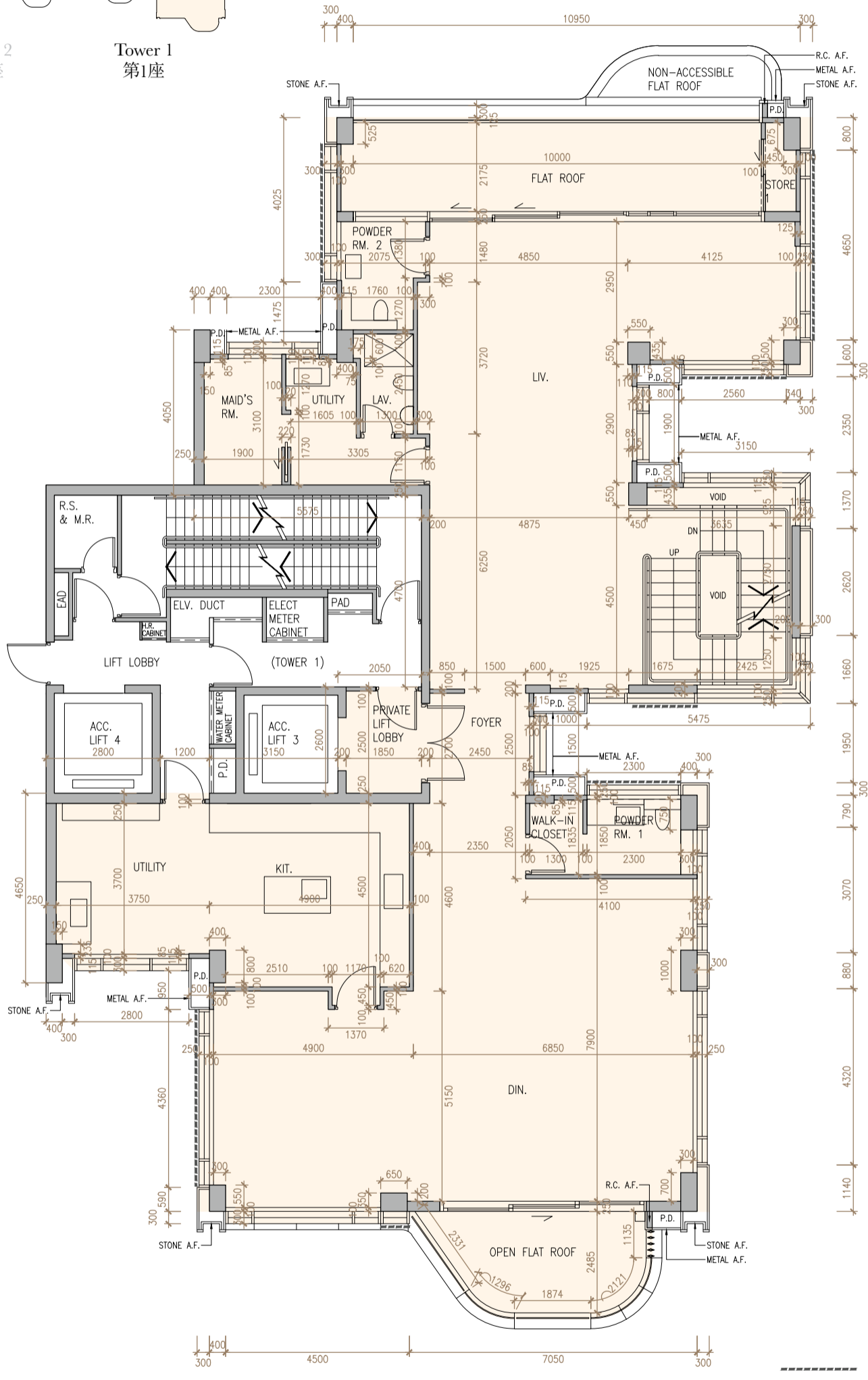
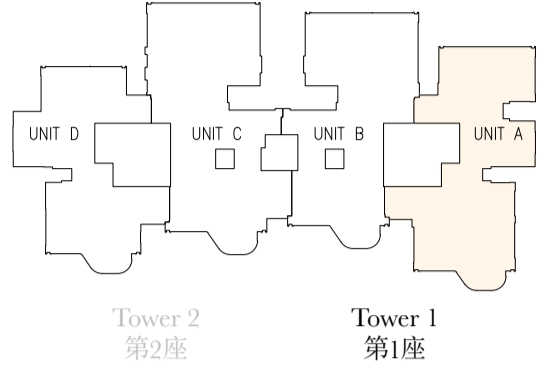


----- OPAQUE GLASS CURTAIN WALL

PENTHOUSE A 18/F FLOOR PLAN  
頂層單位 A 18樓樓面平面圖



# TOWER 1 第1座



----- OPAQUE GLASS CURTAIN WALL

PENTHOUSE A 19/F FLOOR PLAN  
頂層單位 A 19樓樓面平面圖







## TOWER 1 第1座

	Tower 座數	Penthouse 頂層單位	18/F 18樓	19/F 19樓	Roof 天台
The thickness of the floor slabs (excluding plaster) of each residential property (mm) 每個住宅物業的樓板 (不包括灰泥) 的厚度 (毫米)	Tower 1 第1座	A	150, 175, 225, 300	200, 225, 300	N/A 不適用
The floor-to-floor height of each residential property (mm) 每個住宅物業的層與層之間的高度 (毫米)			3275, 3475	3475, 3675, 3725	N/A 不適用

The internal areas of the residential properties on the upper floors will generally be slightly larger than those on the lower floors because of the reducing thickness of the structural walls on the upper floors.

因住宅物業的較高樓層的結構牆的厚度遞減，較高樓層的內部面積，一般比較低樓層的內部面積稍大。

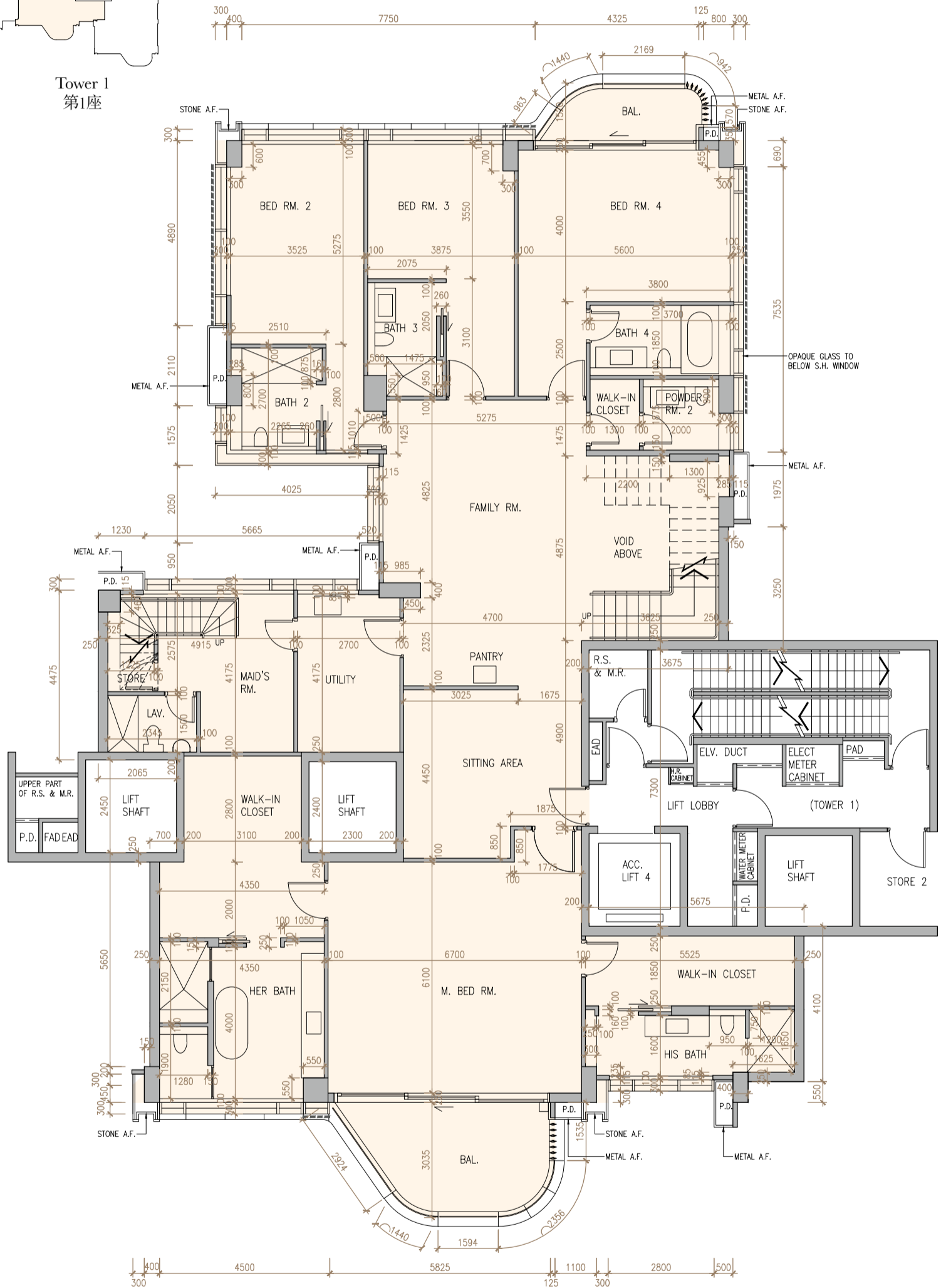
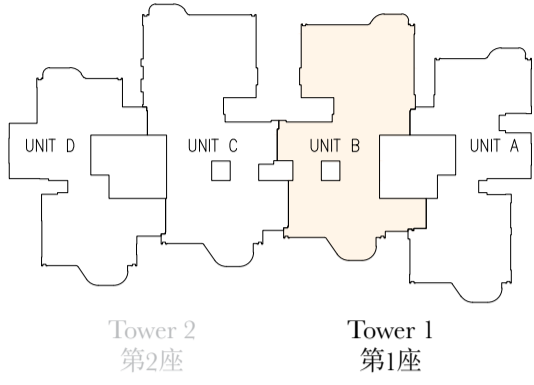
Notes:

1. The dimensions on the floor plan are all structural dimension in millimetres.
2. Please refer to pages 20 - 21 of this sales brochure for legend of the terms and abbreviations in studying the floor plans of residential properties in the Development.

備註：

1. 樓面平面圖所列之尺寸為以毫米標示之建築結構尺寸。
2. 請參閱本售樓說明書第20-21頁的名詞及簡稱之圖例以協助閱讀發展項目的住宅物業的樓面平面圖。

# TOWER 1 第1座

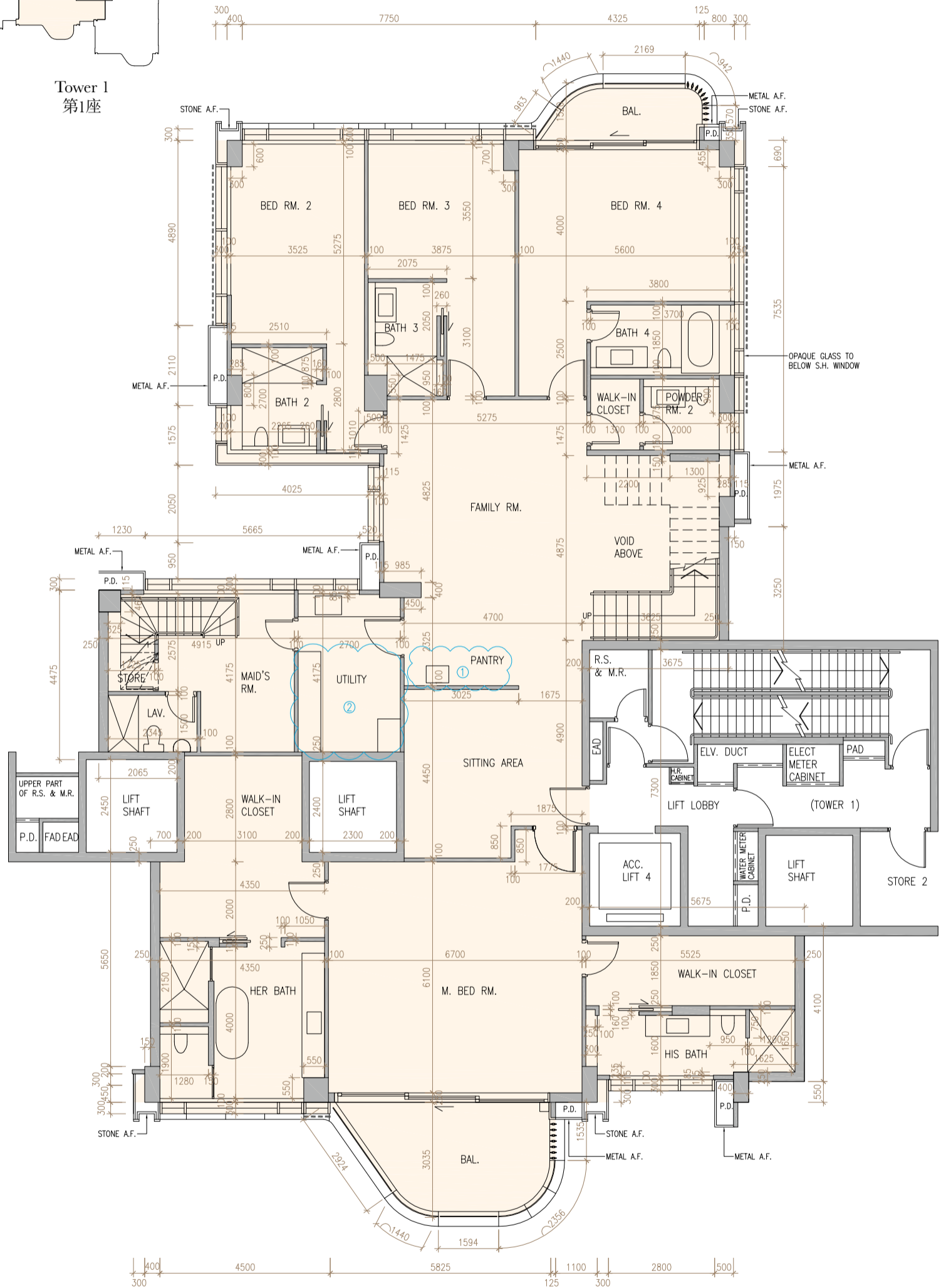
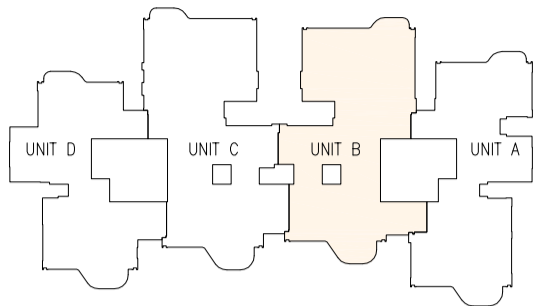


----- OPAQUE GLASS CURTAIN WALL

PENTHOUSE B 18/F FLOOR PLAN  
頂層單位 B 18樓樓面平面圖

Scale 0 4 8Metres/米  
比例

# TOWER 1 第1座



----- OPAQUE GLASS CURTAIN WALL

PENTHOUSE B 18/F FLOOR PLAN SHOWING LATEST LAYOUT  
頂層單位 B 18樓現狀平面圖

Note:

1. Please refer to page 56B of this sales brochure in studying items 1 - 2 minor works or exempted works under the Buildings Ordinance made in this unit as indicated with blue wavy line ( ).

備註:

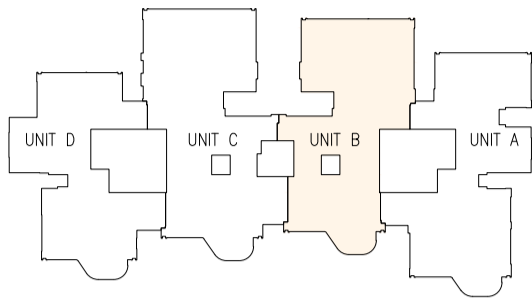
1. 請參閱本售樓說明書第56B頁以協助閱讀本單位以藍色曲線 ( ) 顯示之有關第1 - 2 項已完成的小型工程或獲《建築物條例》豁免的工程。

Scale 0 4 8Metres/米  
比例

Minor works or exempted works under the Buildings Ordinance made in Penthouse B on 18/F of Tower 1:  
第1座18樓頂層單位B之已完成的小型工程或獲《建築物條例》豁免的工程：

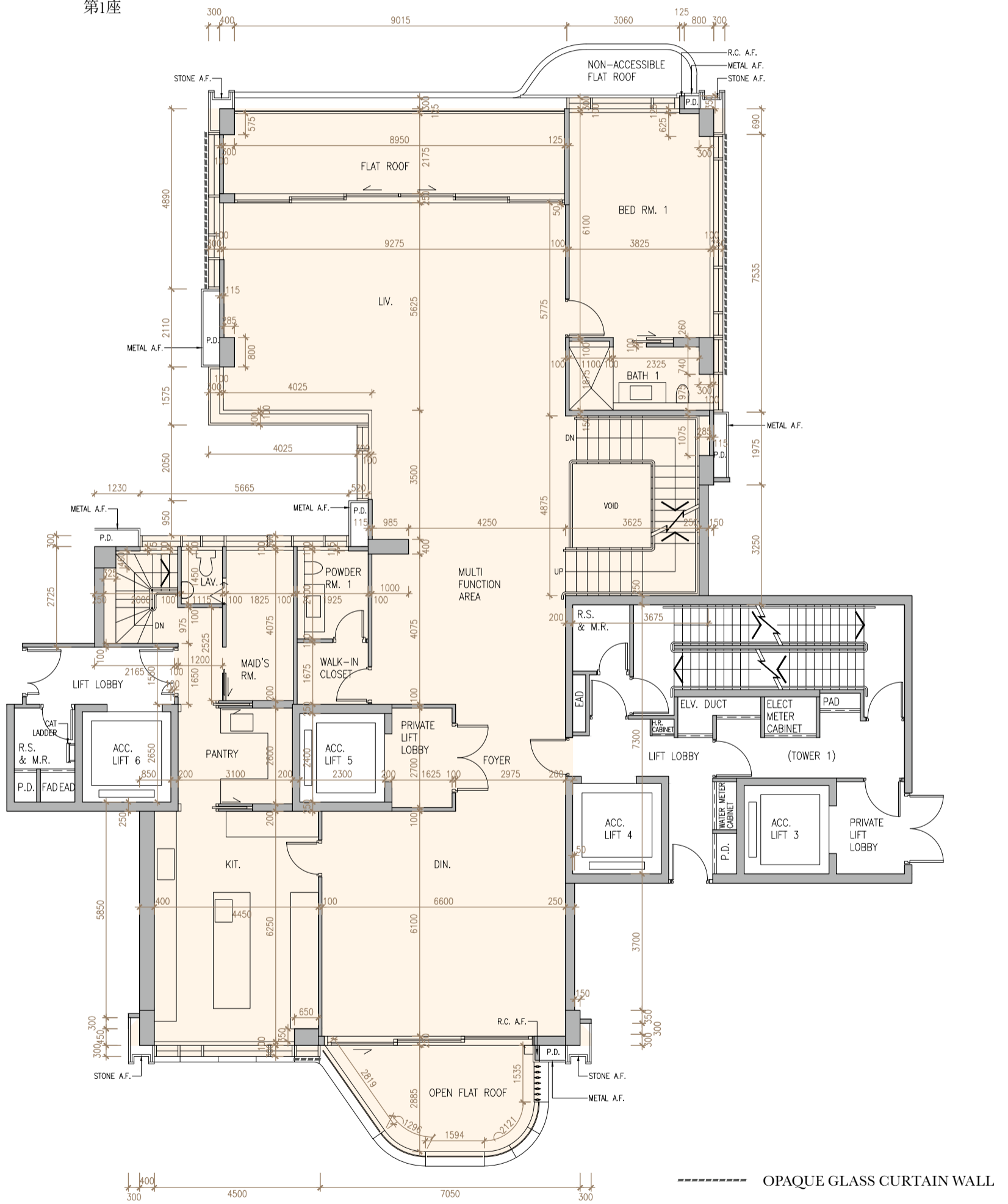
1. Sink unit has been shifted.  
洗滌盆移位。
2. Counter top has been installed.  
安裝工作台。

# TOWER 1 第1座



Tower 2  
第2座

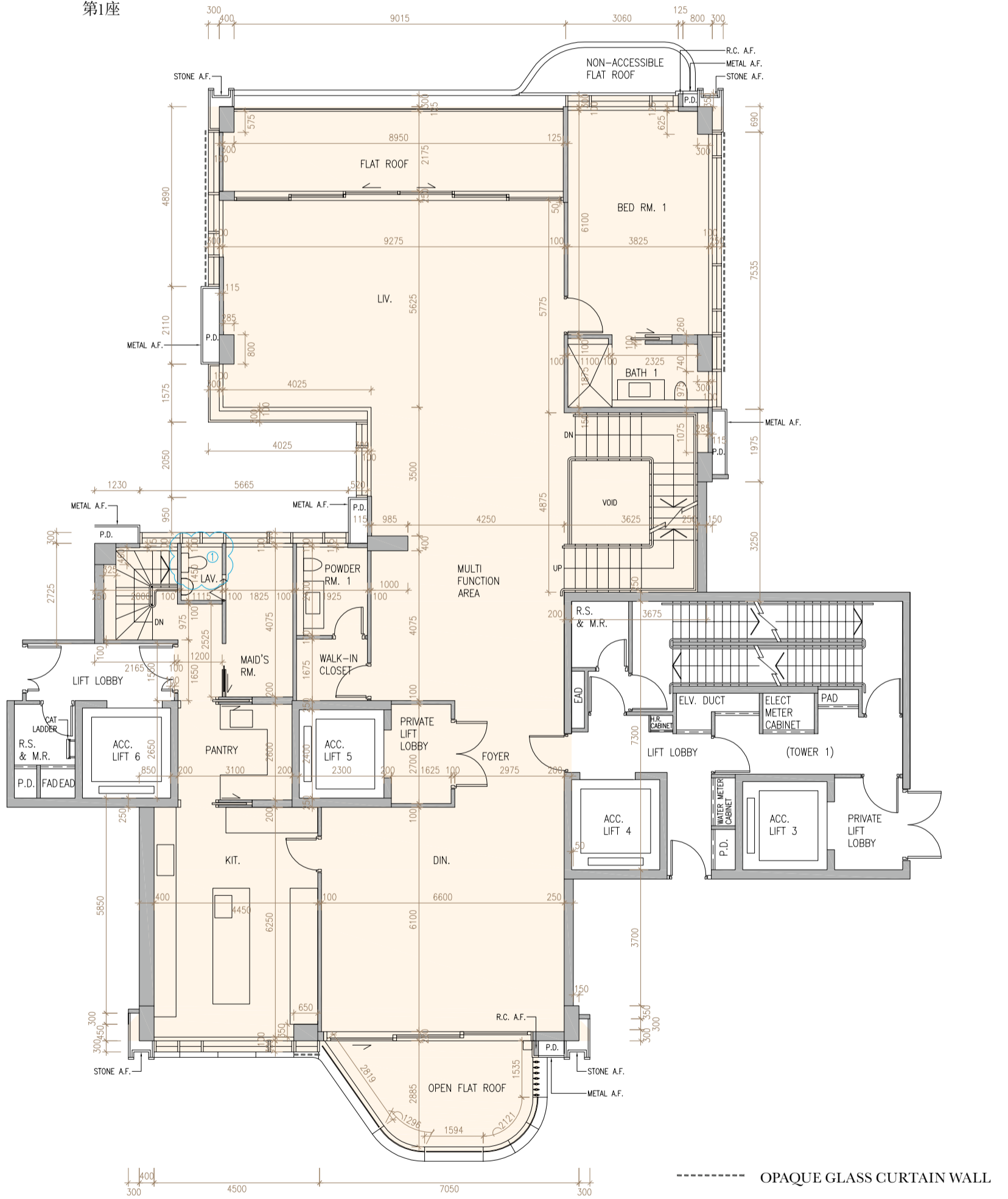
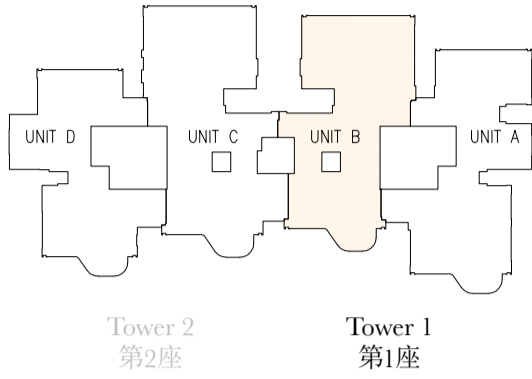
Tower 1  
第1座



PENTHOUSE B 19/F FLOOR PLAN  
頂層單位 B 19樓樓面平面圖



# TOWER 1 第1座



PENTHOUSE B 19/F FLOOR PLAN SHOWING LATEST LAYOUT  
頂層單位 B 19樓現狀平面圖

Note:

- Please refer to page 57B of this sales brochure in studying 1 minor work or exempted work under the Buildings Ordinance made in this unit as indicated with blue wavy line ( ).

備註:

- 請參閱本售樓說明書第57B頁以協助閱讀本單位以藍色曲線 ( ) 顯示之有關 1 項已完成的工程。

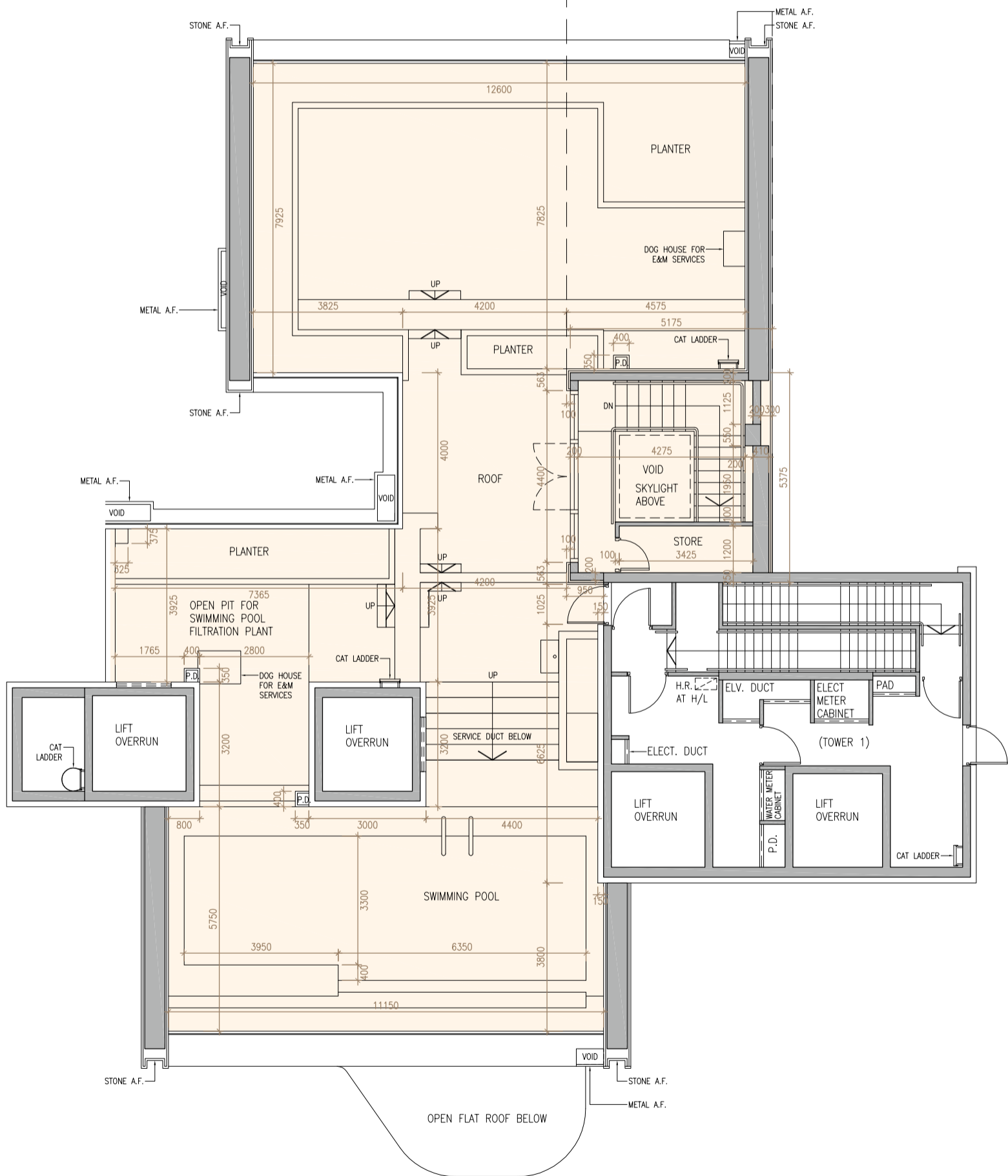
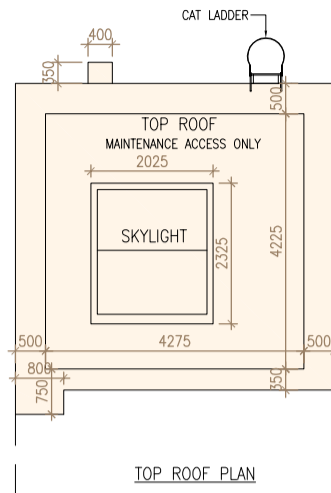
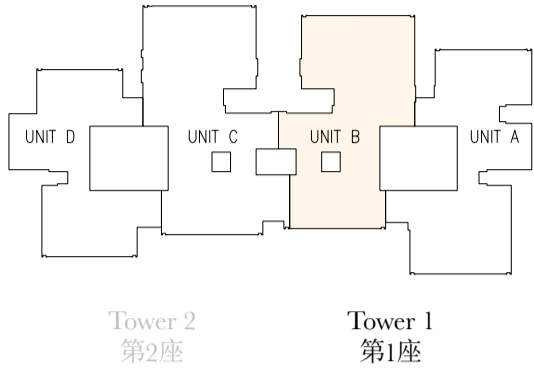
Scale 0 4 8Metres/米  
比例

Minor works or exempted works under the Buildings Ordinance made in Penthouse B on 19/F of Tower 1:  
第1座19樓頂層單位B之已完成的小型工程或獲《建築物條例》豁免的工程：

1. Water closet has been shifted.  
座廁移位。



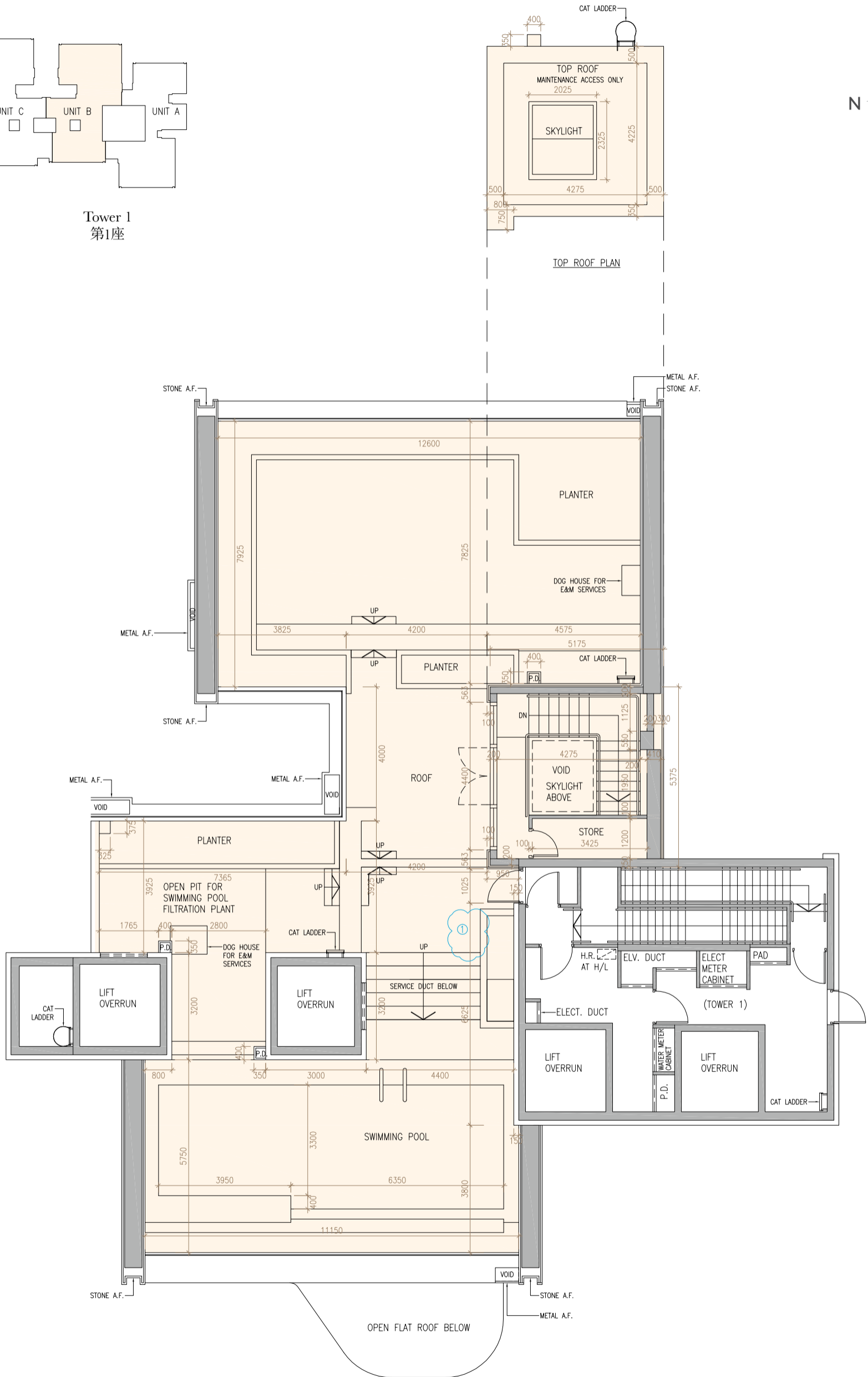
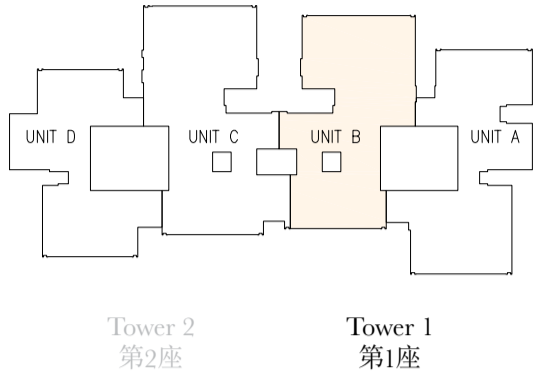
# TOWER 1 第1座



PENTHOUSE B ROOF FLOOR PLAN  
頂層單位 B 天台樓面平面圖



# TOWER 1 第1座



PENTHOUSE B ROOF FLOOR PLAN SHOWING LATEST LAYOUT  
頂層單位 B 天台現狀平面圖

Note:

1. Please refer to page 58B of this sales brochure in studying 1 minor work or exempted work under the Buildings Ordinance made in this unit as indicated with blue wavy line ( ).

Scale 0 4 8Metres/米  
比例

備註:

1. 請參閱本售樓說明書第58B頁以協助閱讀本單位以藍色曲線 ( ) 顯示之有關 1 項已完成的小型工程或獲《建築物條例》豁免的工程。

Minor works or exempted works under the Buildings Ordinance made in Penthouse B on Roof of Tower 1:  
第1座天台頂層單位B之已完成的小型工程或獲《建築物條例》豁免的工程：

1. Original sink unit has been omitted.  
刪除原有洗滌盆。

## TOWER 1 第1座

	Tower 座數	Penthouse 頂層單位	18/F 18樓	19/F 19樓	Roof 天台
The thickness of the floor slabs (excluding plaster) of each residential property (mm) 每個住宅物業的樓板 (不包括灰泥) 的厚度 (毫米)	Tower 1 第1座	B	150, 175, 200, 250, 325	200, 250	200
The floor-to-floor height of each residential property (mm) 每個住宅物業的層與層之間的高度 (毫米)			3125, 3175, 3275, 3475	3475, 3675	3150

The internal areas of the residential properties on the upper floors will generally be slightly larger than those on the lower floors because of the reducing thickness of the structural walls on the upper floors.

因住宅物業的較高樓層的結構牆的厚度遞減，較高樓層的內部面積，一般比較低樓層的內部面積稍大。

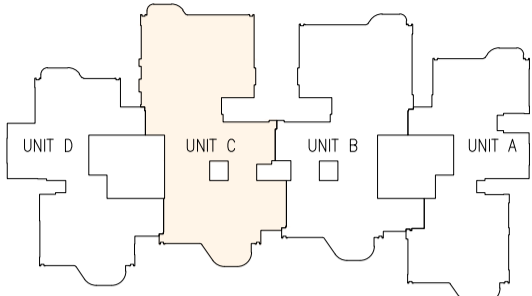
Notes:

1. The dimensions on the floor plan are all structural dimension in millimetres.
2. Please refer to pages 20 - 21 of this sales brochure for legend of the terms and abbreviations in studying the floor plans of residential properties in the Development.

備註：

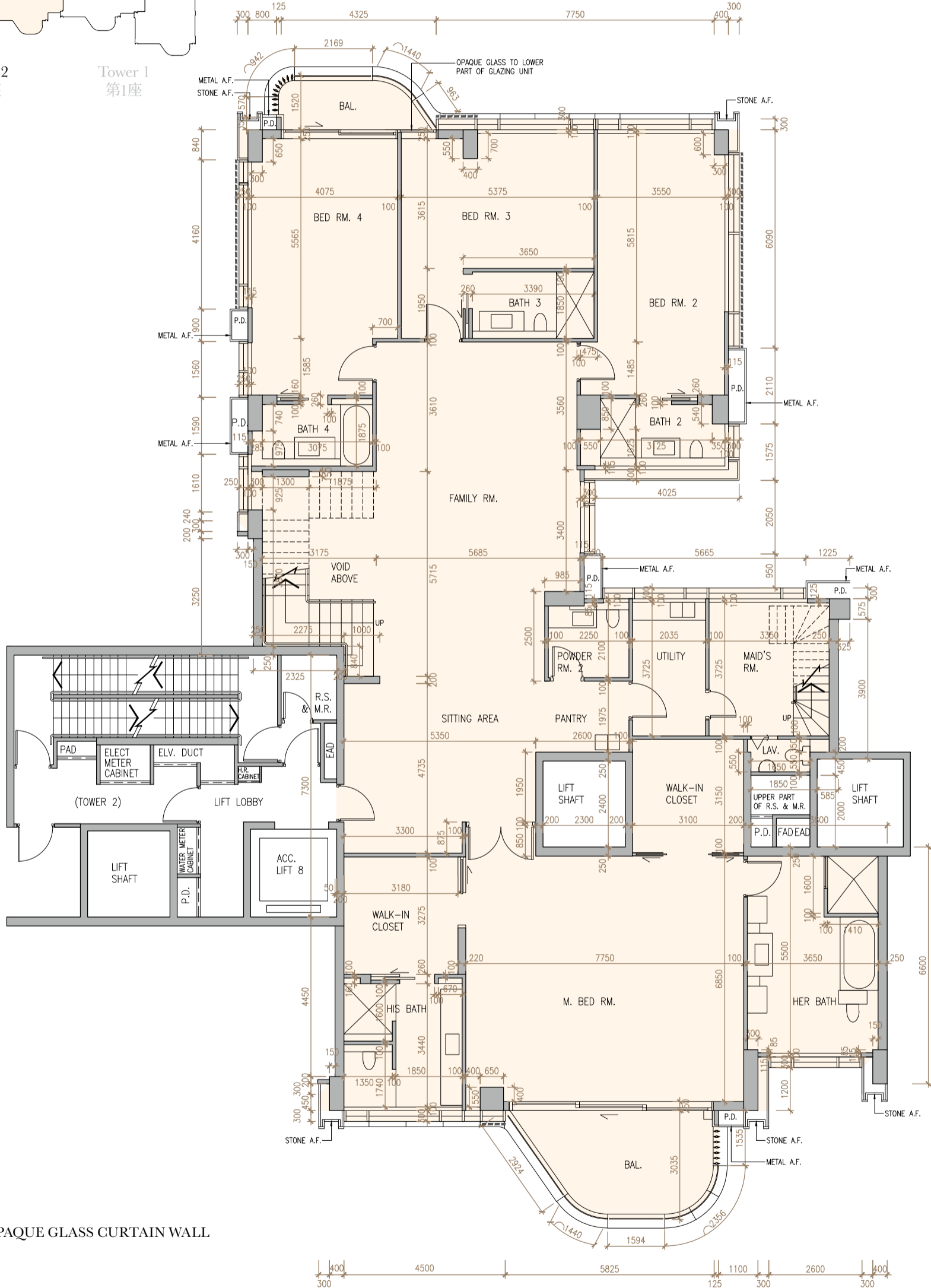
1. 樓面平面圖所列之尺寸為以毫米標示之建築結構尺寸。
2. 請參閱本售樓說明書第20-21頁的名詞及簡稱之圖例以協助閱讀發展項目的住宅物業的樓面平面圖。

TOWER 2 第2座



Tower 2  
第2座

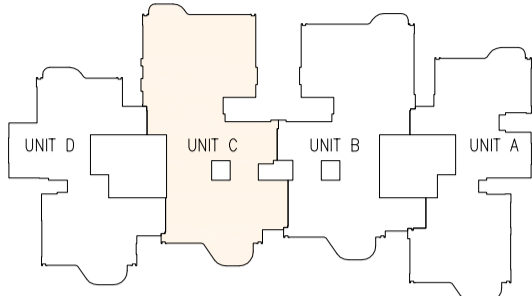
Tower 1  
第1座



PENTHOUSE C 18/F FLOOR PLAN  
頂層單位 C 18樓樓面平面圖

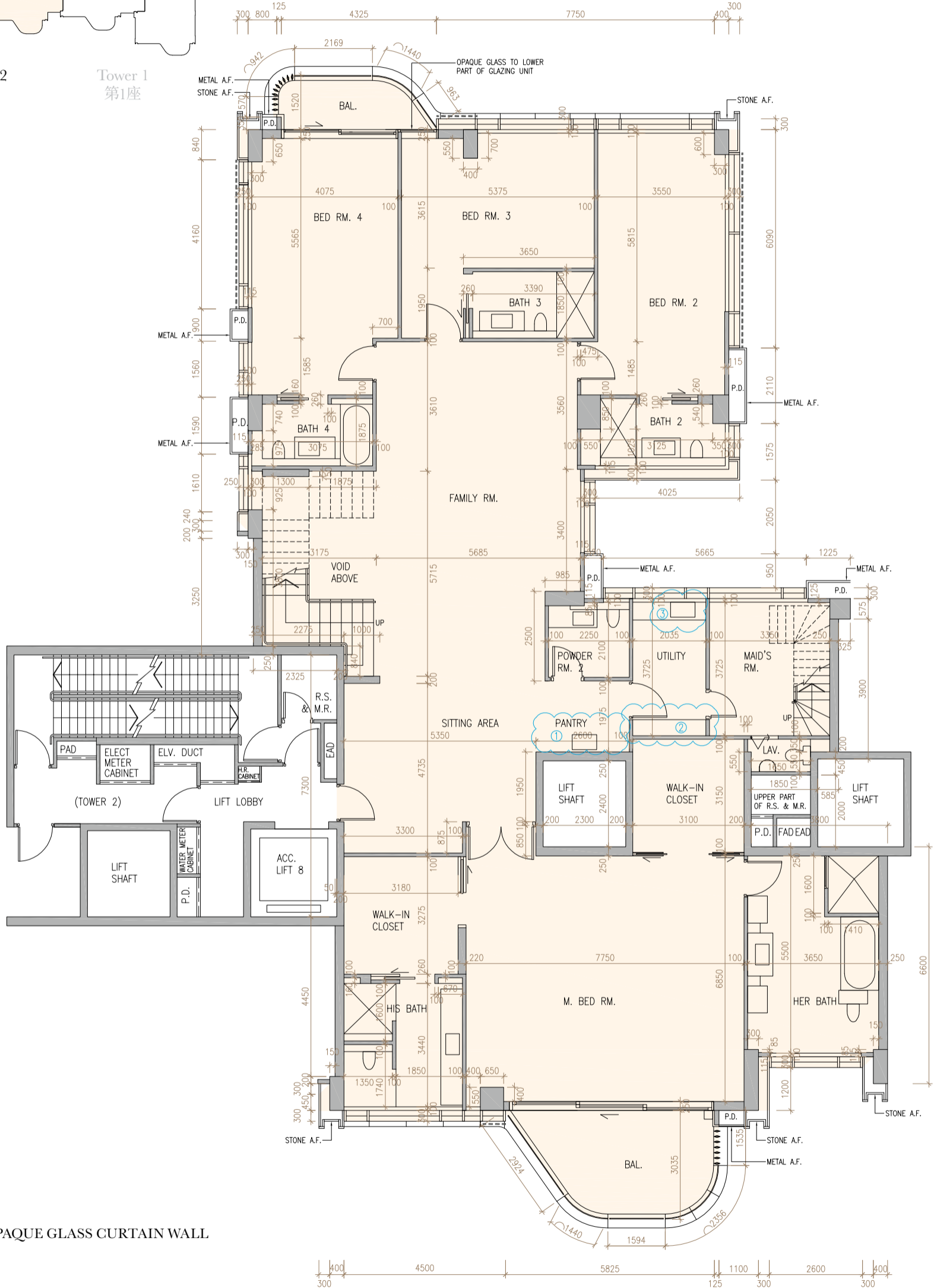


# TOWER 2 第2座



Tower 2  
第2座

Tower 1  
第1座



----- OPAQUE GLASS CURTAIN WALL

PENTHOUSE C 18/F FLOOR PLAN SHOWING LATEST LAYOUT  
頂層單位 C 18樓現狀平面圖

Note:

1. Please refer to page 60B of this sales brochure in studying items 1 - 3 minor works or exempted works under the Buildings Ordinance made in this unit as indicated with blue wavy line ( ).

備註:

1. 請參閱本售樓說明書第60B頁以協助閱讀本單位以藍色曲線 ( ) 顯示之有關第 1 - 3 項已完成的小型工程或獲《建築物條例》豁免的工程。

Scale  
比例

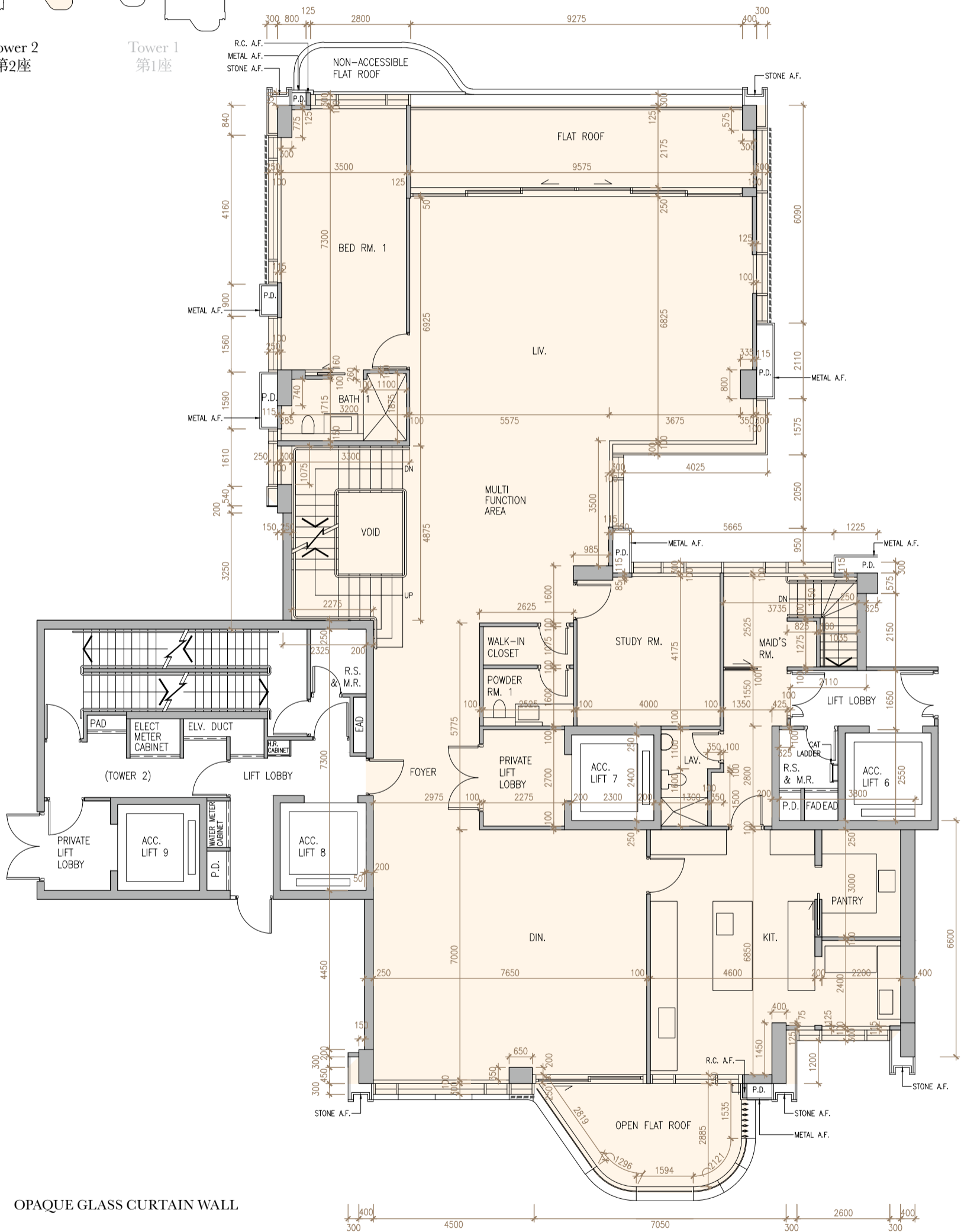
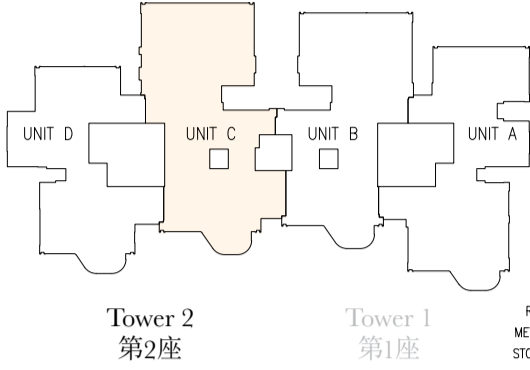


8Metres/米

Minor works or exempted works under the Buildings Ordinance made in Penthouse C on 18/F of Tower 2:  
第2座18樓頂層單位C之已完成的小型工程或獲《建築物條例》豁免的工程：

1. Sink unit has been shifted.  
洗滌盆移位。
2. Counter top has been installed.  
安裝工作台。
3. Original sink unit has been replaced by sink unit with different design.  
原有洗滌盆以不同設計的洗滌盆取代。

# TOWER 2 第2座



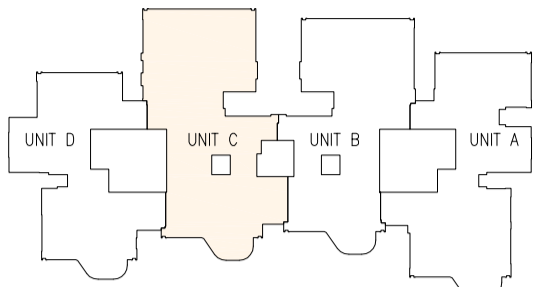
----- OPAQUE GLASS CURTAIN WALL

PENTHOUSE C 19/F FLOOR PLAN  
頂層單位 C 19樓樓面平面圖



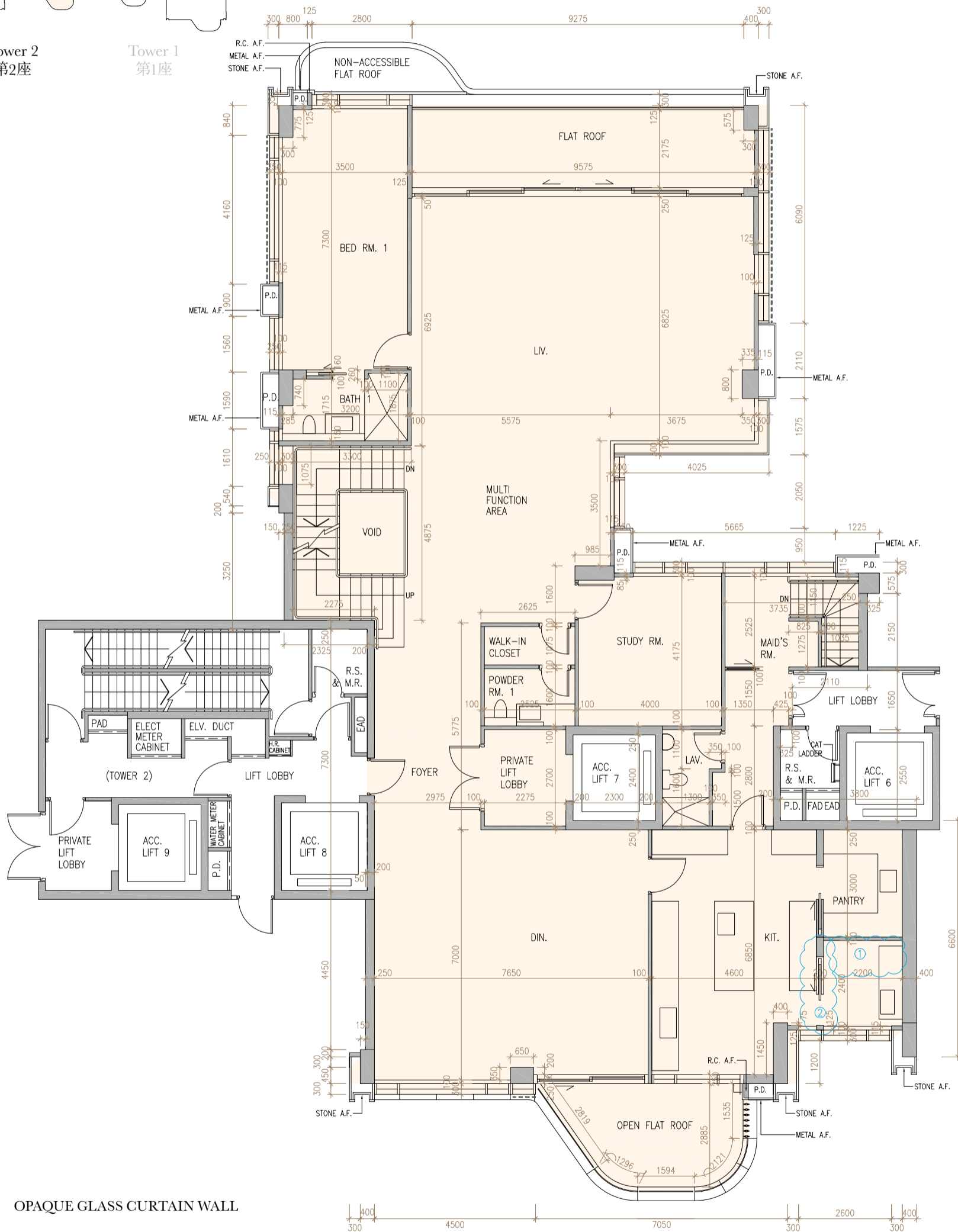


# TOWER 2 第2座



Tower 2  
第2座

Tower 1  
第1座



PENTHOUSE C 19/F FLOOR PLAN SHOWING LATEST LAYOUT  
頂層單位 C 19樓現狀平面圖

Note:

1. Please refer to page 61B of this sales brochure in studying items 1 - 2 minor works or exempted works under the Buildings Ordinance made in this unit as indicated with blue wavy line ( ).

備註:

1. 請參閱本售樓說明書第61B頁以協助閱讀本單位以藍色曲線 ( ) 顯示之有關第 1 - 2 項已完成的小型工程或獲《建築物條例》豁免的工程。

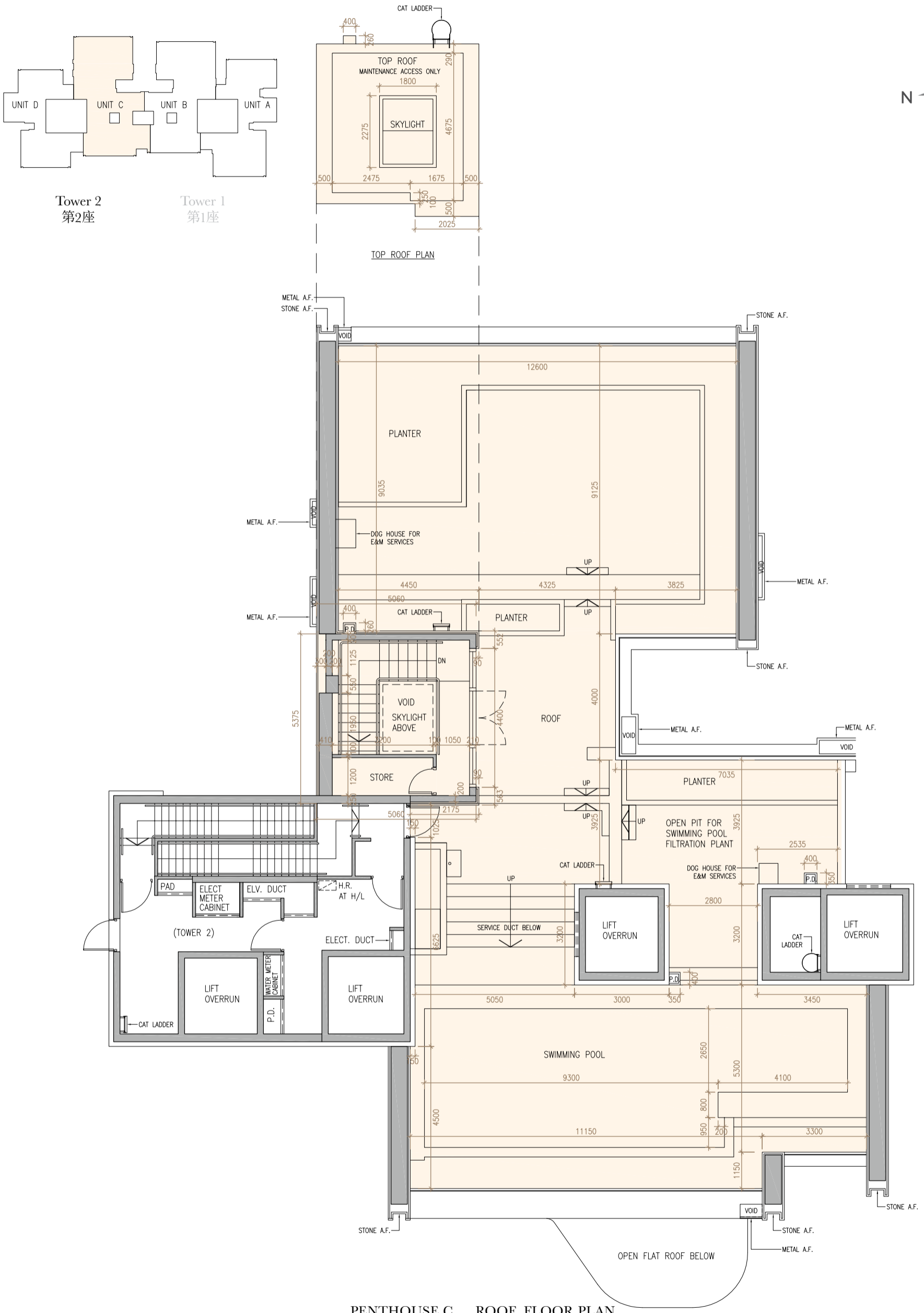
Scale  
比例



Minor works or exempted works under the Buildings Ordinance made in Penthouse C on 19/F of Tower 2:  
第2座19樓頂層單位C之已完成的小型工程或獲《建築物條例》豁免的工程：

1. Original counter top has been replaced by counter top with different designs.  
原有工作台以不同設計的工作台取代。
2. Sliding door has been installed.  
安裝趟門。

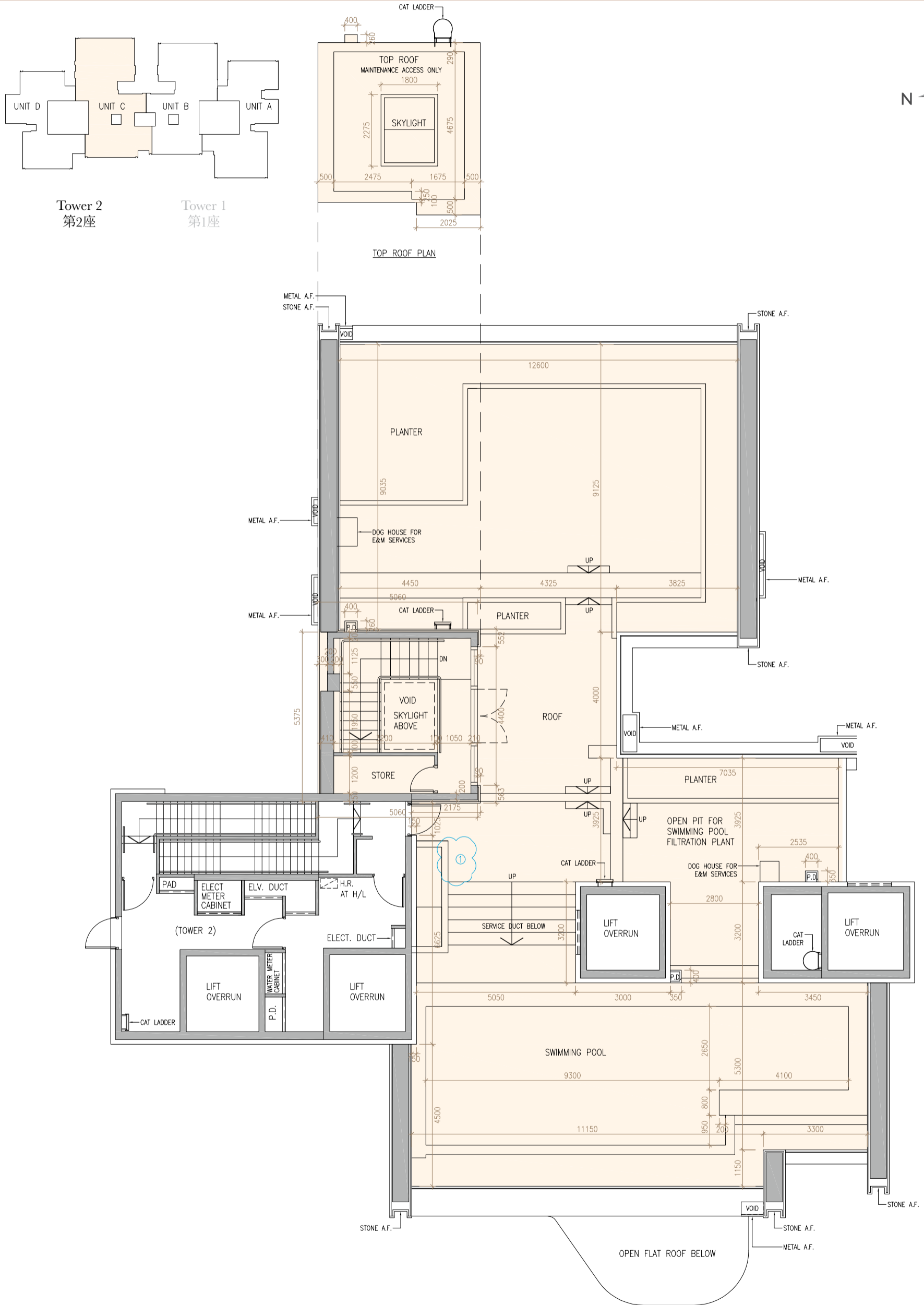
TOWER 2 第2座



PENTHOUSE C ROOF FLOOR PLAN  
頂層單位 C 天台樓面平面圖



TOWER 2 第2座



PENTHOUSE C ROOF FLOOR PLAN SHOWING LATEST LAYOUT  
頂層單位 C 天台現狀平面圖

Note:

1. Please refer to page 62B of this sales brochure in studying 1 minor work or exempted work under the Buildings Ordinance made in this unit as indicated with blue wavy line ( ).

備註:

1. 請參閱本售樓說明書第62B頁以協助閱讀本單位以藍色曲線 ( ) 顯示之有關 1 項已完成的工程或獲《建築物條例》豁免的工程。

Scale 0 4 8Metres/米  
比例

Minor works or exempted works under the Buildings Ordinance made in Penthouse C on Roof of Tower 2:  
第2座天台頂層單位C之已完成的小型工程或獲《建築物條例》豁免的工程：

1. Original sink unit has been omitted.  
刪除原有洗滌盆。

## TOWER 2 第2座

	Tower 座數	Penthouse 頂層單位	18/F 18樓	19/F 19樓	Roof 天台
The thickness of the floor slabs (excluding plaster) of each residential property (mm) 每個住宅物業的樓板 (不包括灰泥) 的厚度 (毫米)	Tower 2 第2座	C	150, 175, 200, 275 325	200, 300	200
The floor-to-floor height of each residential property (mm) 每個住宅物業的層與層之間的高度 (毫米)			3125, 3275, 3475	3475, 3675	3150

The internal areas of the residential properties on the upper floors will generally be slightly larger than those on the lower floors because of the reducing thickness of the structural walls on the upper floors.

因住宅物業的較高樓層的結構牆的厚度遞減，較高樓層的內部面積，一般比較低樓層的內部面積稍大。

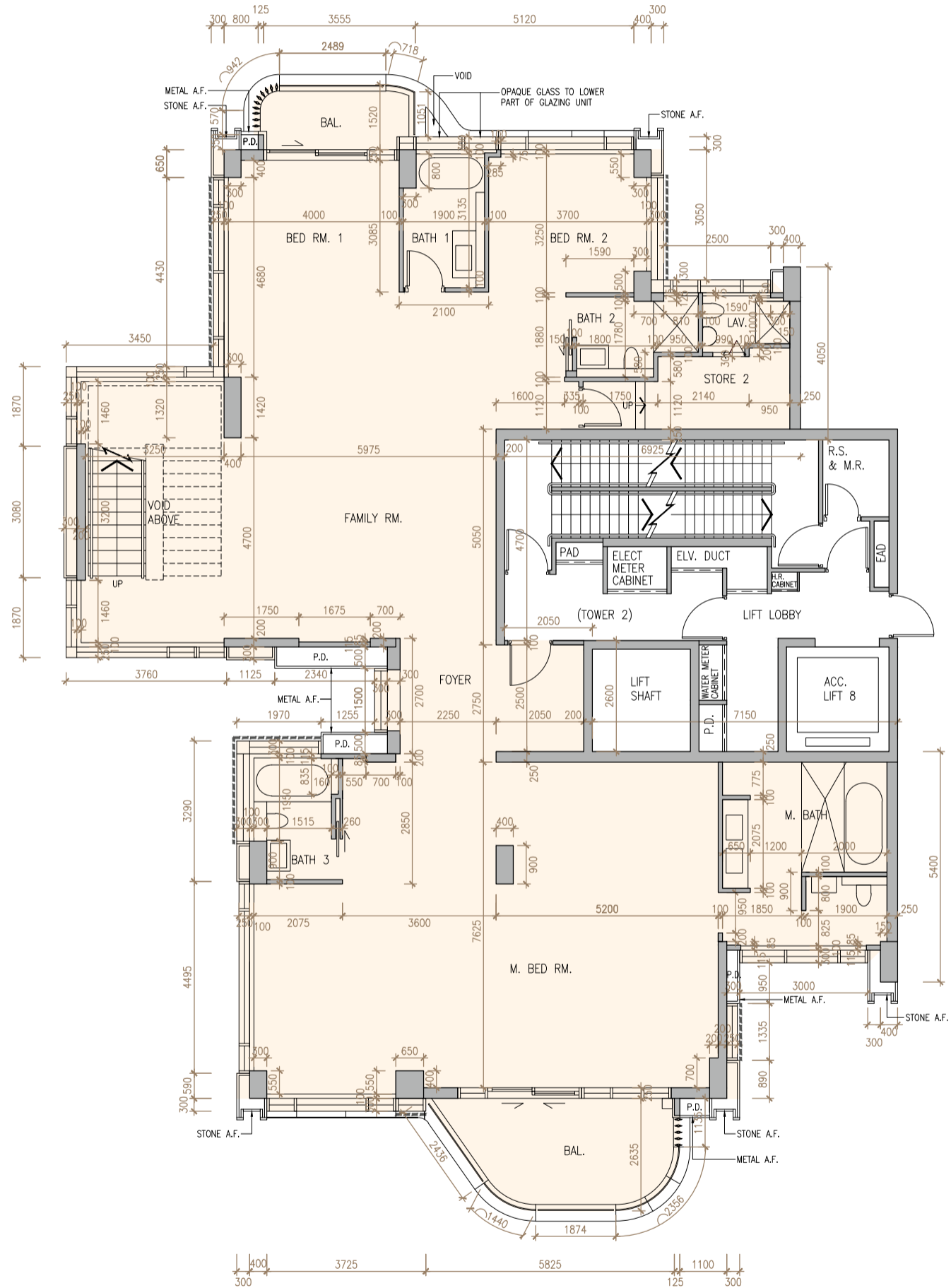
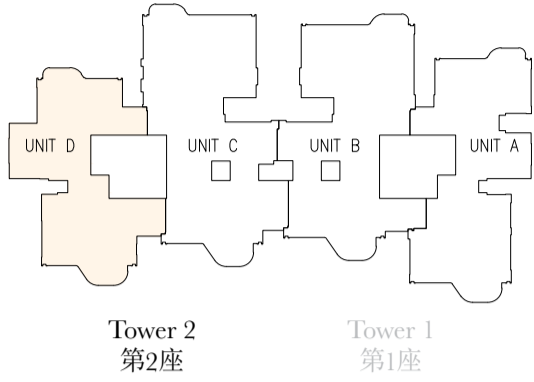
Notes:

1. The dimensions on the floor plan are all structural dimension in millimetres.
2. Please refer to pages 20 - 21 of this sales brochure for legend of the terms and abbreviations in studying the floor plans of residential properties in the Development.

備註：

1. 樓面平面圖所列之尺寸為以毫米標示之建築結構尺寸。
2. 請參閱本售樓說明書第20-21頁的名詞及簡稱之圖例以協助閱讀發展項目的住宅物業的樓面平面圖。

# TOWER 2 第2座

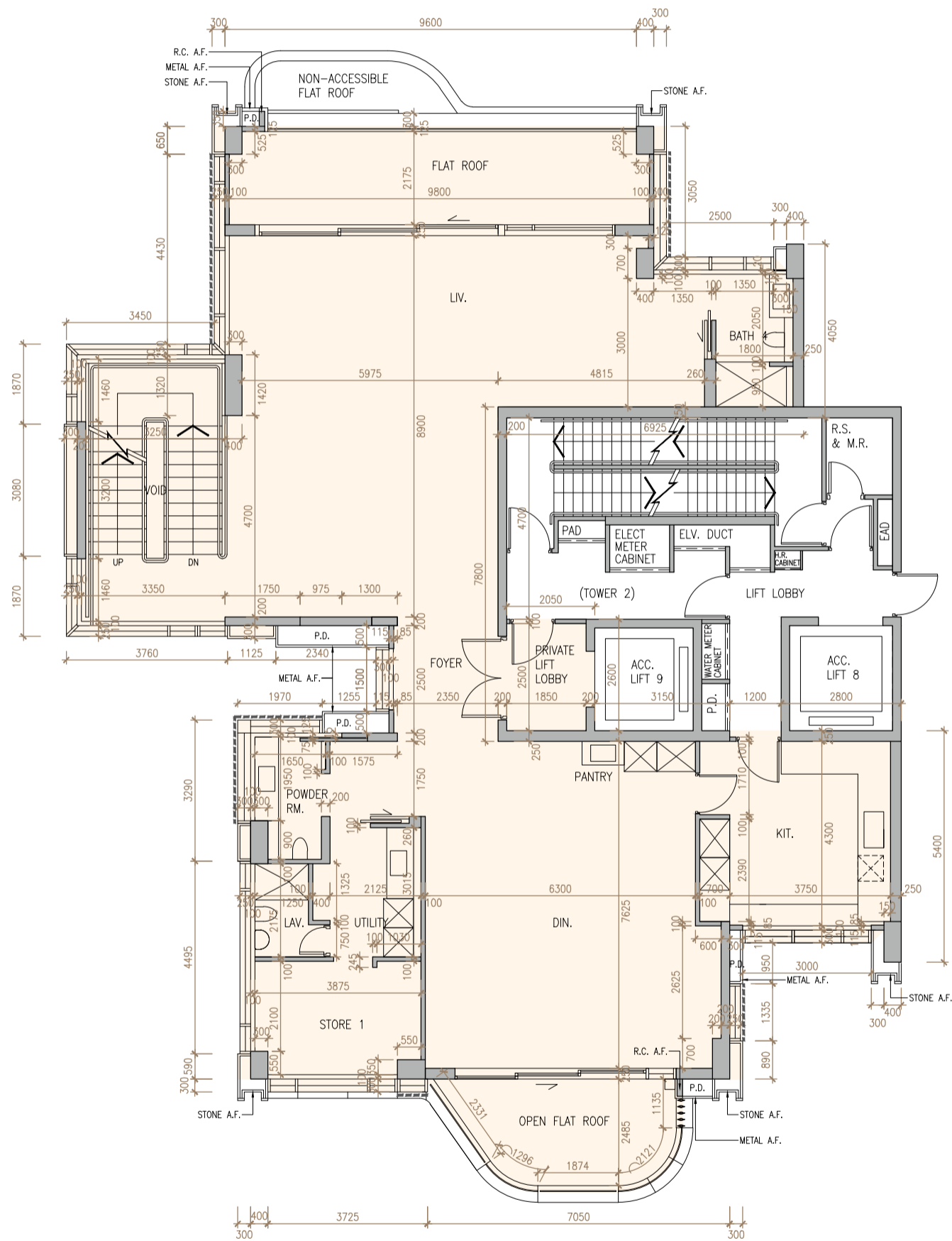
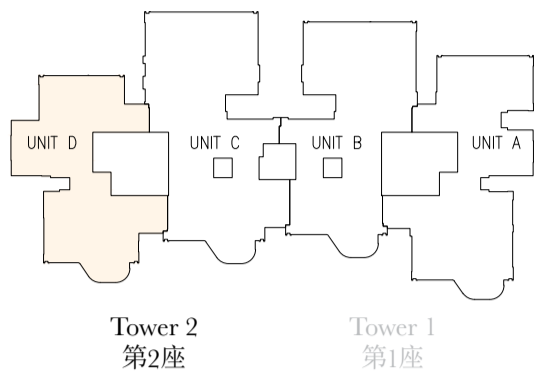


----- OPAQUE GLASS CURTAIN WALL

PENTHOUSE D 18/F FLOOR PLAN  
頂層單位 D 18樓樓面平面圖



# TOWER 2 第2座



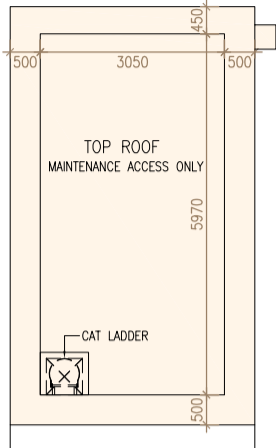
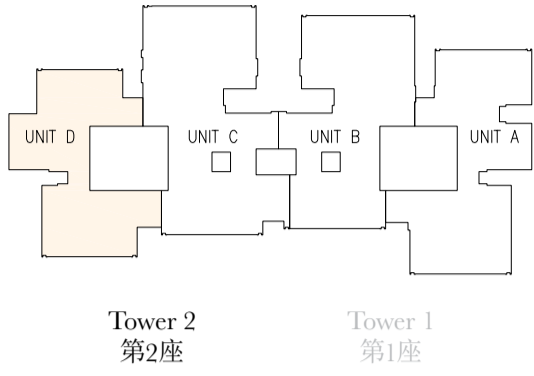
----- OPAQUE GLASS CURTAIN WALL

PENTHOUSE D 19/F FLOOR PLAN  
頂層單位 D 19樓樓面平面圖

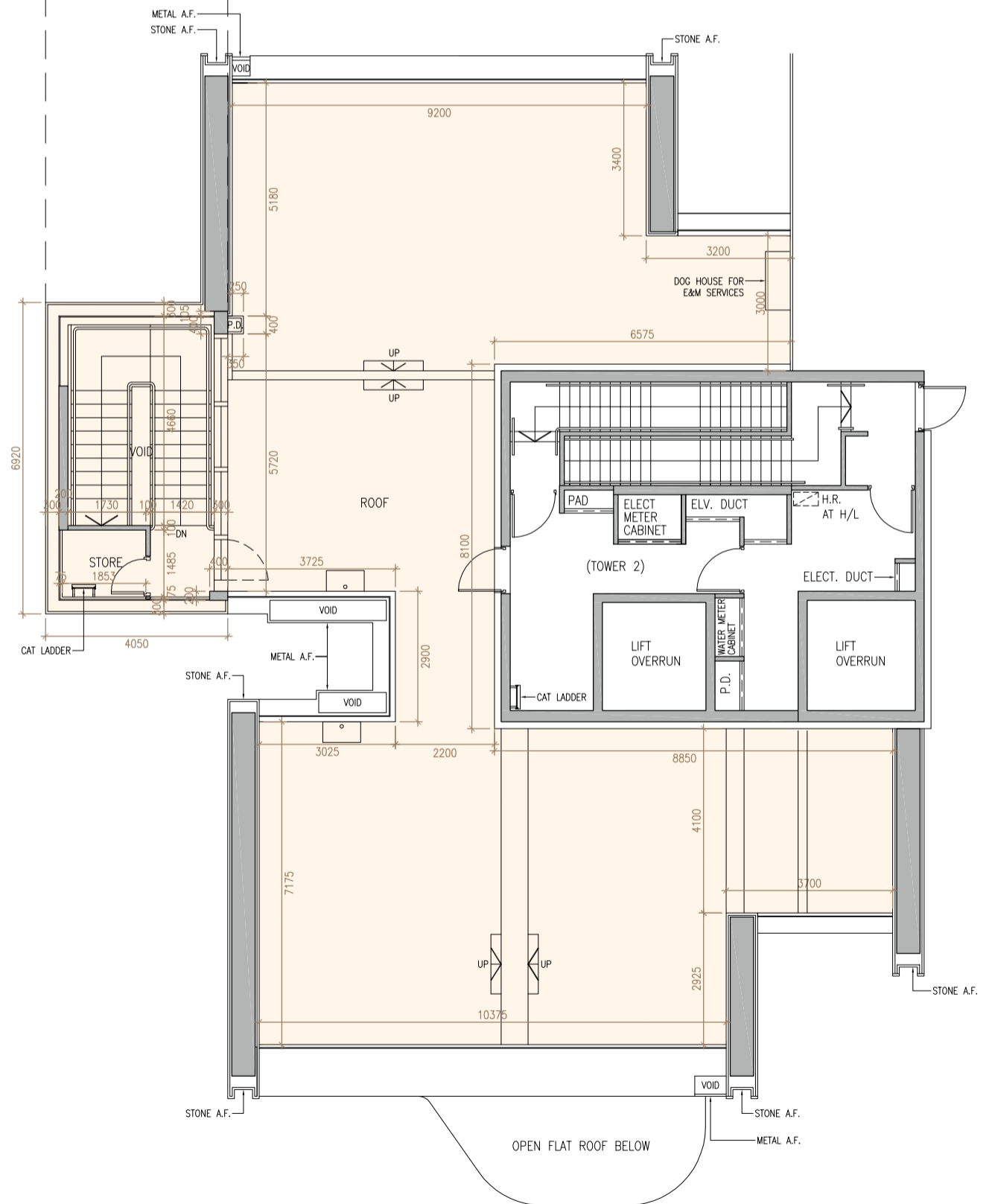




TOWER 2 第2座



TOP ROOF PLAN



PENTHOUSE D ROOF FLOOR PLAN  
頂層單位 D 天台樓面平面圖

Scale 0 4 8Metres/米  
比例

## TOWER 2 第2座

	Tower 座數	Penthouse 頂層單位	18/F 18樓	19/F 19樓	Roof 天台
The thickness of the floor slabs (excluding plaster) of each residential property (mm) 每個住宅物業的樓板 (不包括灰泥) 的厚度 (毫米)	Tower 2 第2座	D	150, 175, 200, 225, 300	150, 200, 250, 300	200
The floor-to-floor height of each residential property (mm) 每個住宅物業的層與層之間的高度 (毫米)			3275, 3475	3475, 3675, 3725	3150

The internal areas of the residential properties on the upper floors will generally be slightly larger than those on the lower floors because of the reducing thickness of the structural walls on the upper floors.

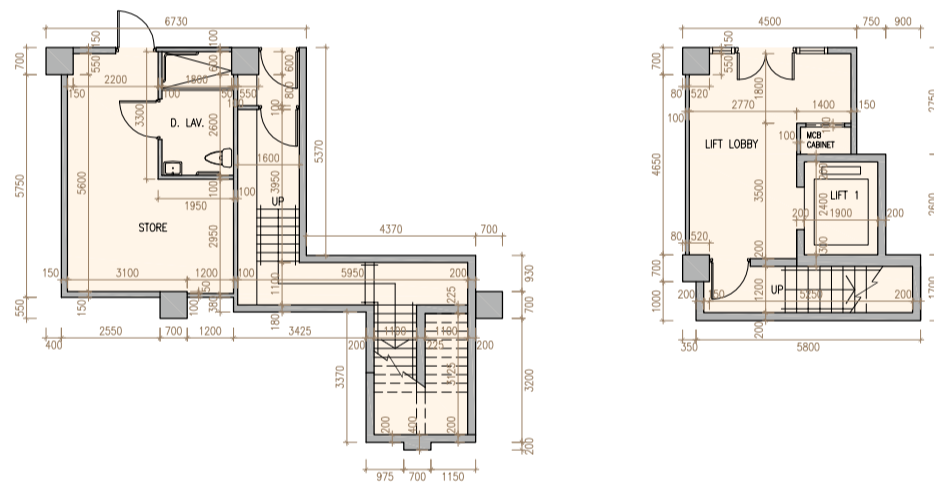
因住宅物業的較高樓層的結構牆的厚度遞減，較高樓層的內部面積，一般比較低樓層的內部面積稍大。

Notes:

1. The dimensions on the floor plan are all structural dimension in millimetres.
2. Please refer to pages 20 - 21 of this sales brochure for legend of the terms and abbreviations in studying the floor plans of residential properties in the Development.

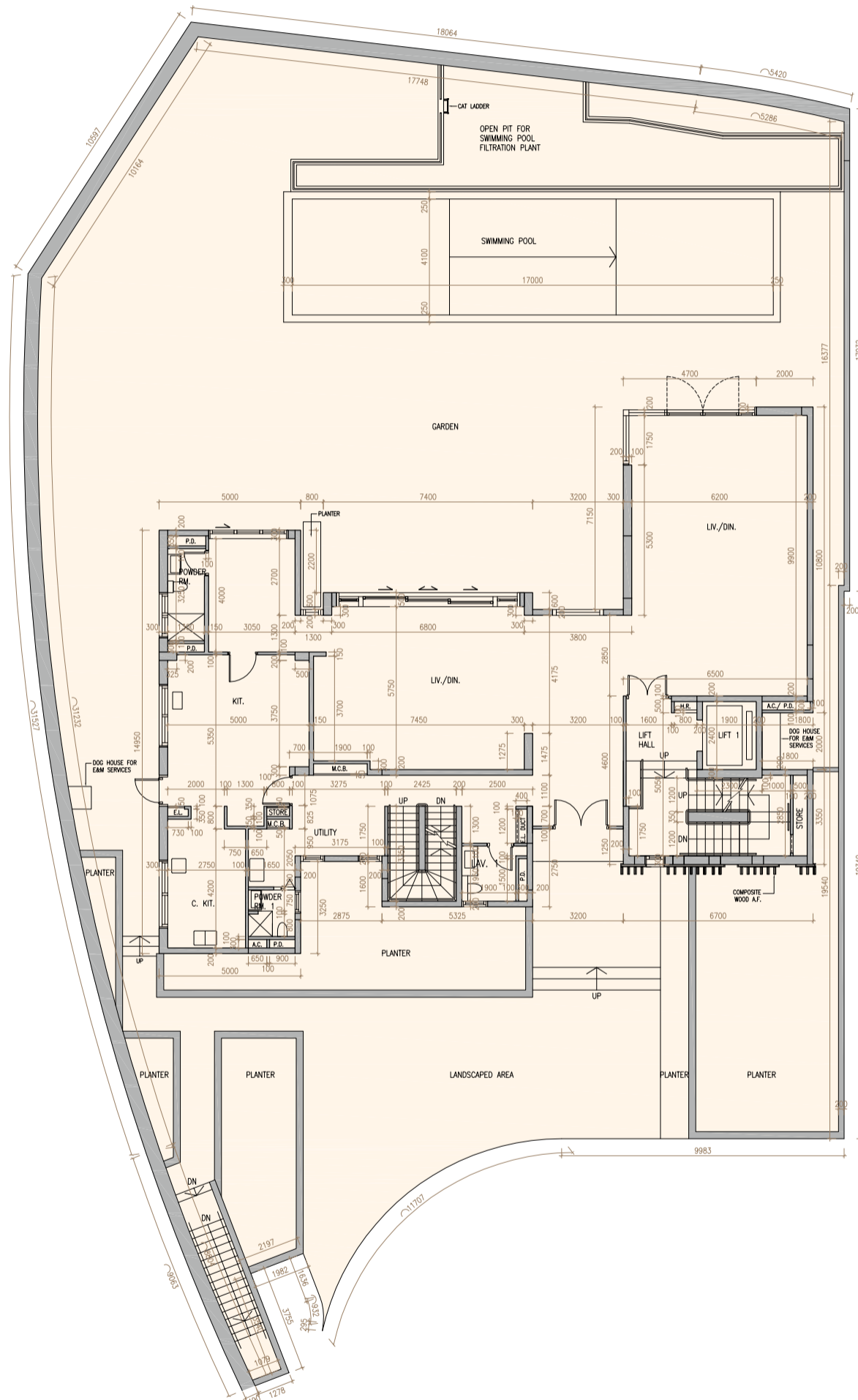
備註：

1. 樓面平面圖所列之尺寸為以毫米標示之建築結構尺寸。
2. 請參閱本售樓說明書第20-21頁的名詞及簡稱之圖例以協助閱讀發展項目的住宅物業的樓面平面圖。



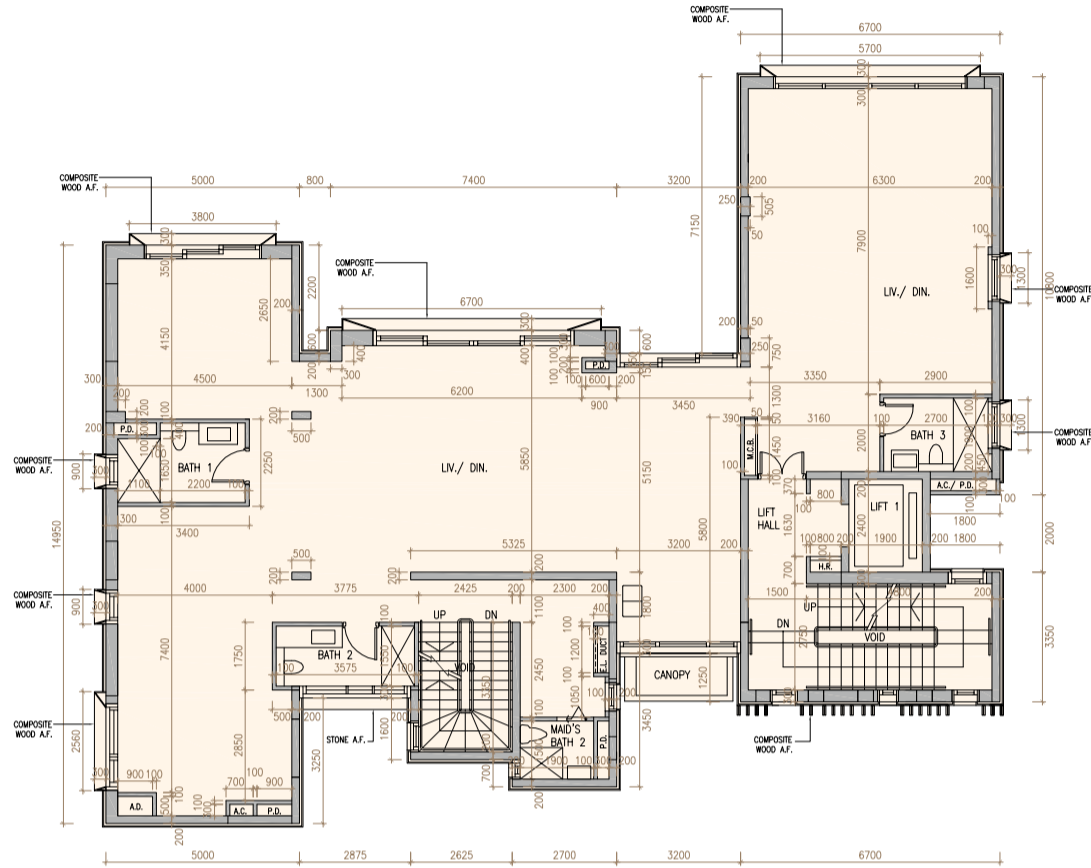
B/F FLOOR PLAN  
地庫樓面平面圖



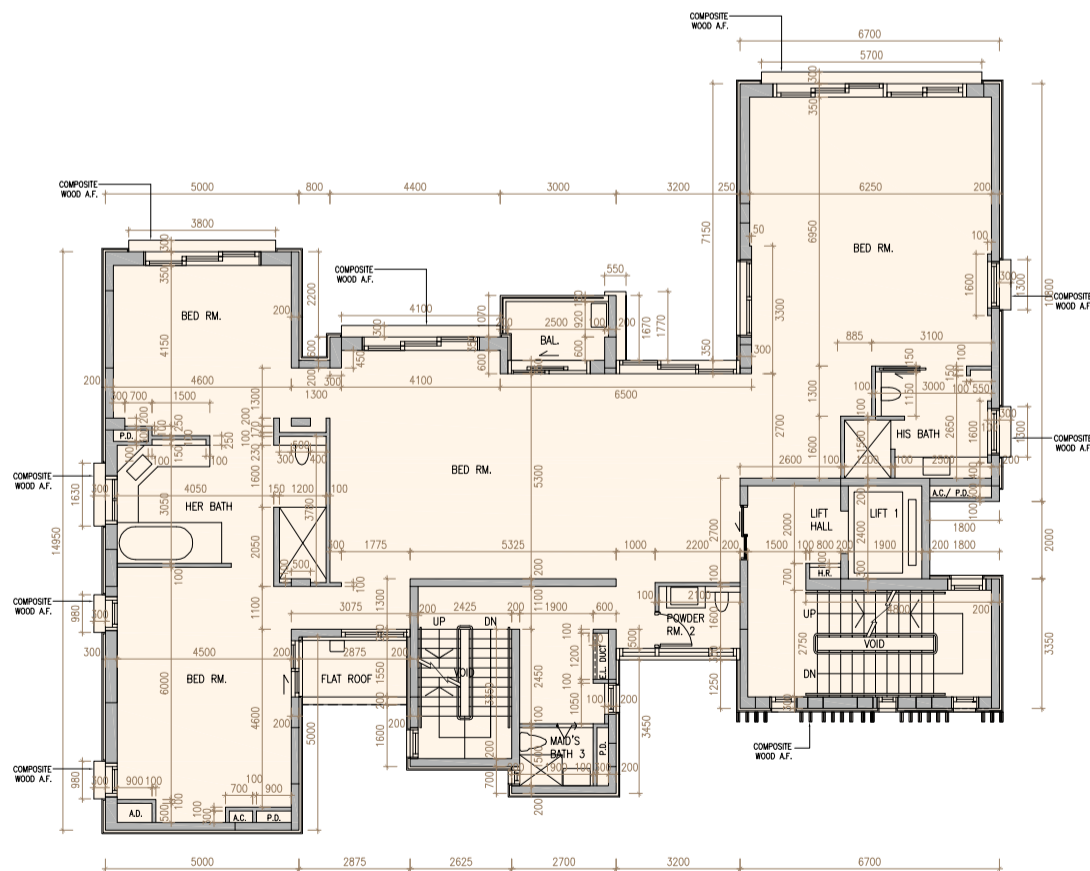


G/F FLOOR PLAN  
地下樓面平面圖



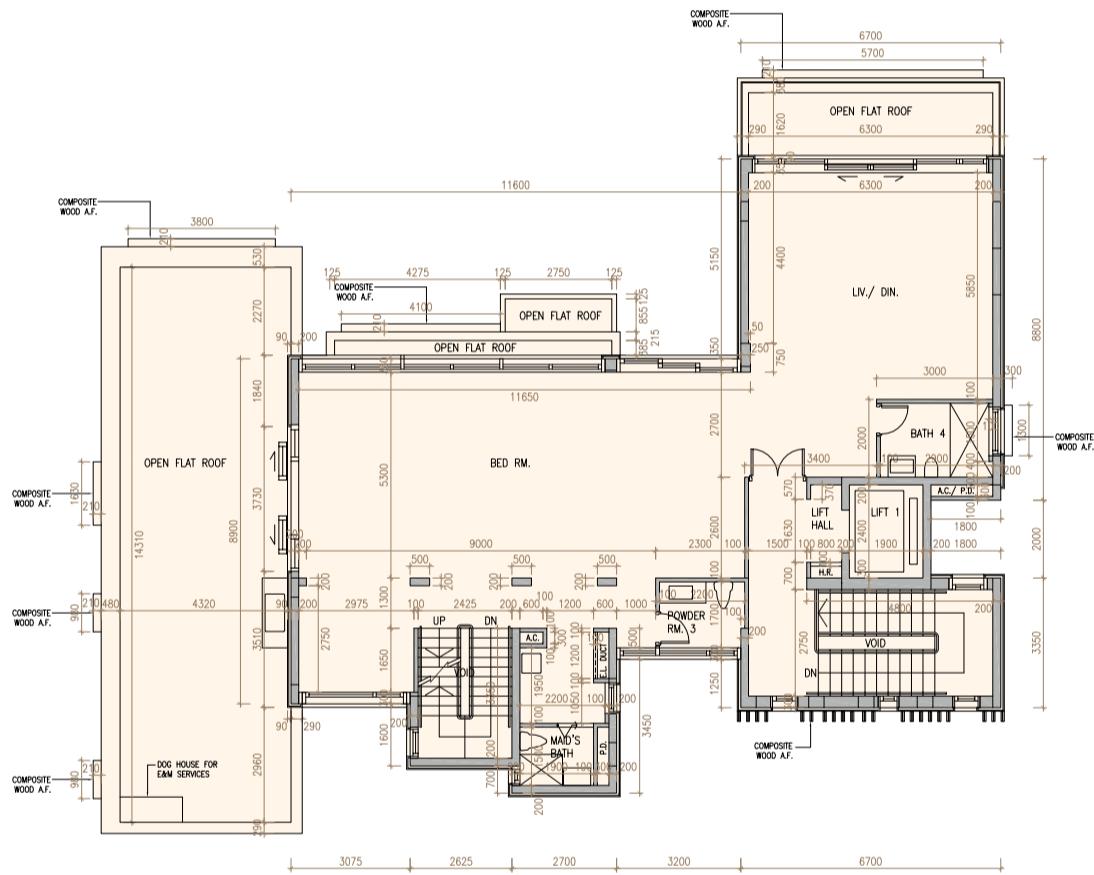


1/F FLOOR PLAN  
1樓樓面平面圖



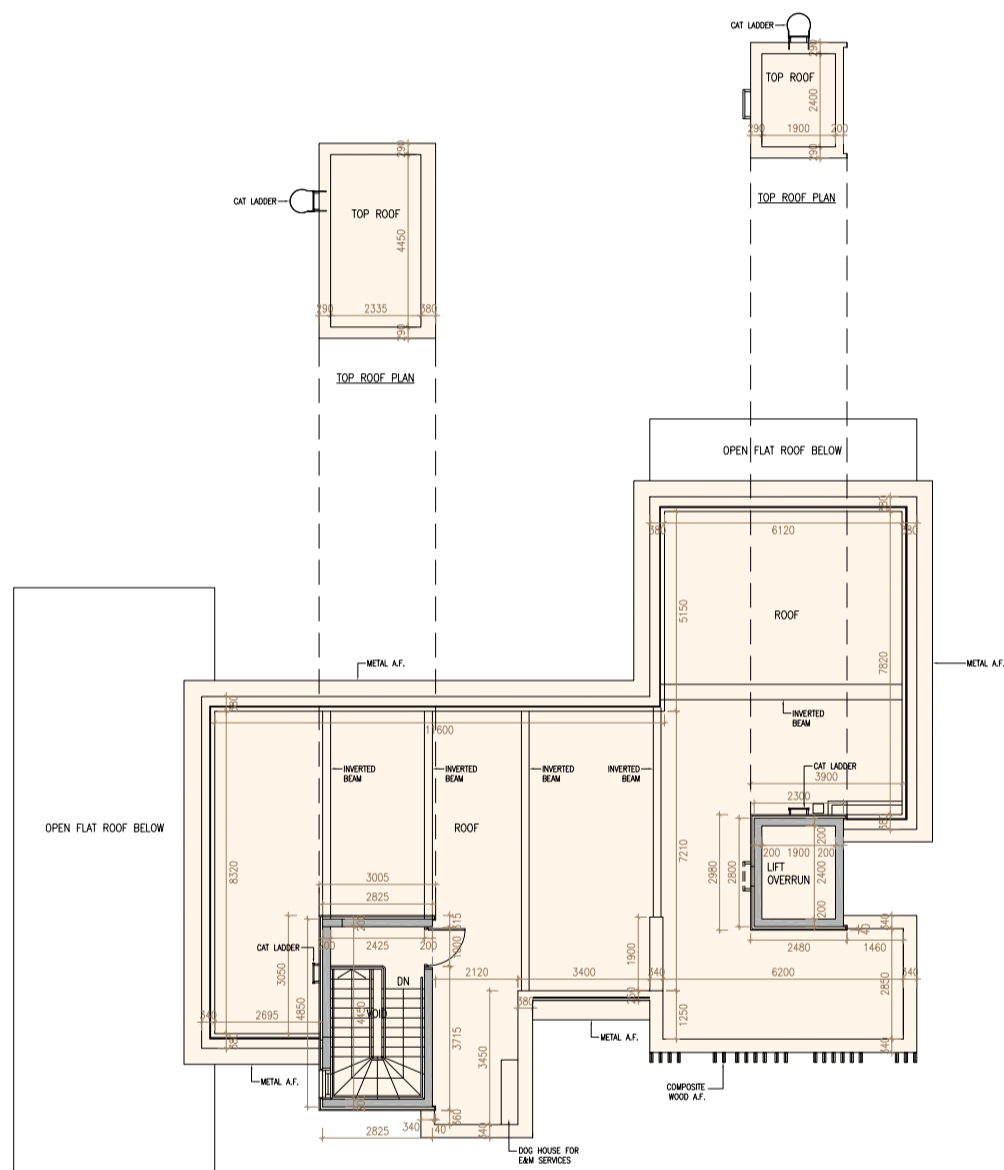
2/F FLOOR PLAN  
2樓樓面平面圖

Scale 0 5 10Metres/米  
比例



3/F FLOOR PLAN  
3樓樓面平面圖





ROOF FLOOR PLAN  
天台樓面平面圖



## VILLA 1 1號洋房

	Villa 洋房	B/F 地庫	G/F 地下	1/F 1樓	2/F 2樓	3/F 3樓	Roof 天台
The thickness of the floor slabs (excluding plaster) of each residential property (mm) 每個住宅物業的樓板 (不包括灰泥) 的厚度 (毫米)	Villa 1 1號洋房	150, 650*	150, 225	150, 165, 225	150, 175, 225	150, 175, 200	N/A 不適用
The floor-to-floor height of each residential property (mm) 每個住宅物業的層與層之間的高度 (毫米)		4950, 5450	4150, 4340, 4500	3150, 3350, 3500	3150, 3350, 3450, 3500	3500, 3750	N/A 不適用

\* Inclusive of the thickness of the floor slab (150mm) and mass concrete fill (500mm).  
包括樓板 (150毫米) 及混凝土填充層 (500毫米) 的厚度。

The internal areas of the residential properties on the upper floors will generally be slightly larger than those on the lower floors because of the reducing thickness of the structural walls on the upper floors.

因住宅物業的較高樓層的結構牆的厚度遞減，較高樓層的內部面積，一般比較低樓層的內部面積稍大。

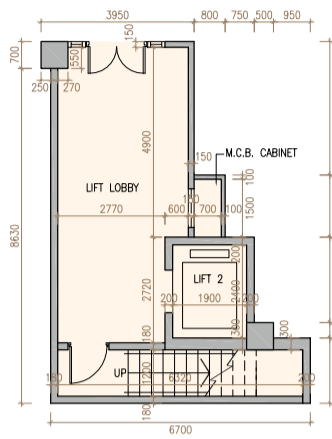
### Notes:

1. The dimensions on the floor plan are all structural dimension in millimetres.
2. Please refer to pages 20 - 21 of this sales brochure for legend of the terms and abbreviations in studying the floor plans of residential properties in the Development.

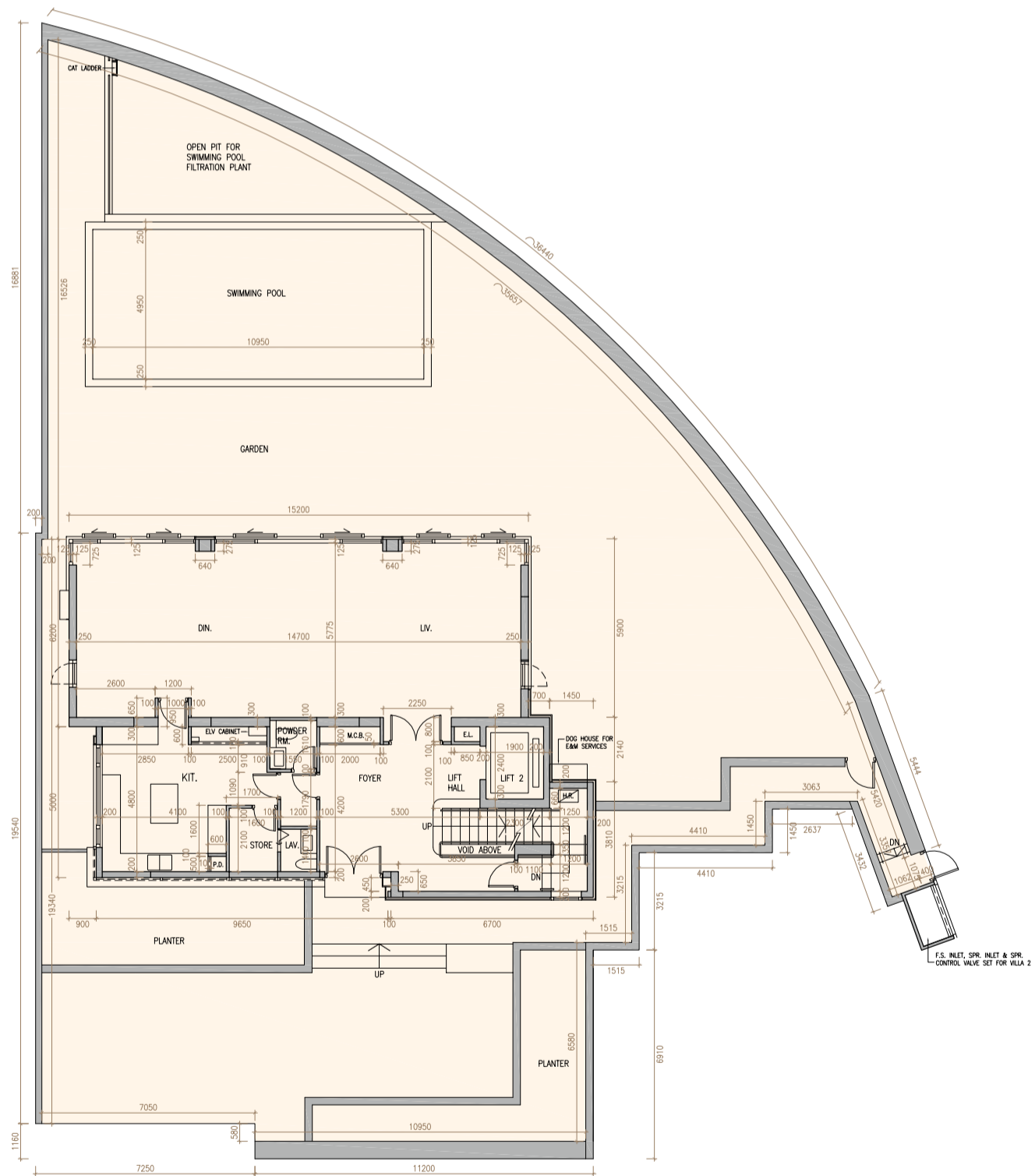
### 備註:

1. 樓面平面圖所列之尺寸為以毫米標示之建築結構尺寸。
2. 請參閱本售樓說明書第20-21頁的名詞及簡稱之圖例以協助閱讀發展項目的住宅物業的樓面平面圖。



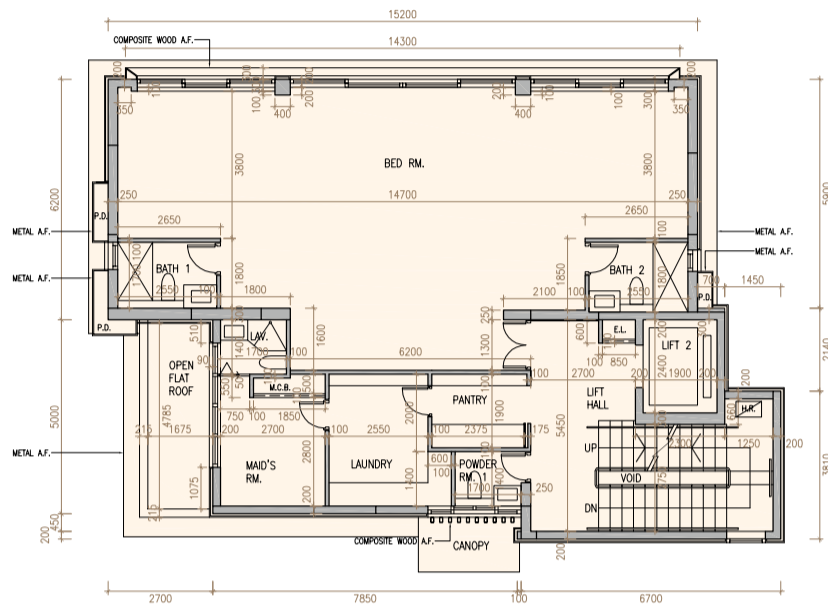


B/F FLOOR PLAN  
地庫樓面平面圖

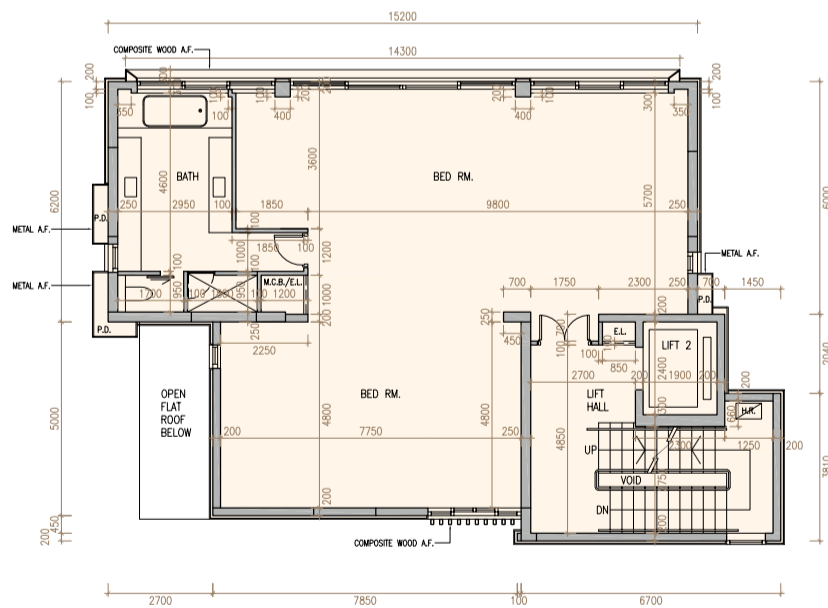


G/F FLOOR PLAN  
地下樓面平面圖



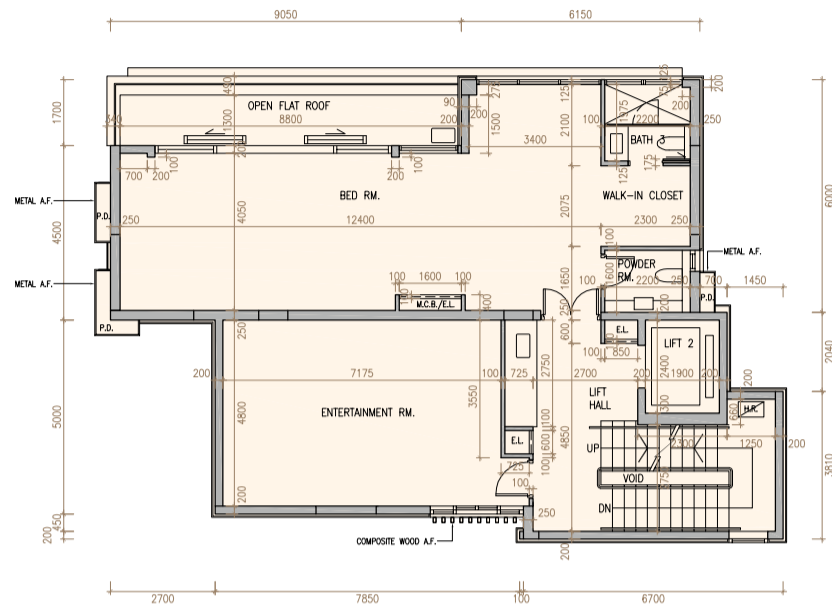


1/F FLOOR PLAN  
1樓樓面平面圖

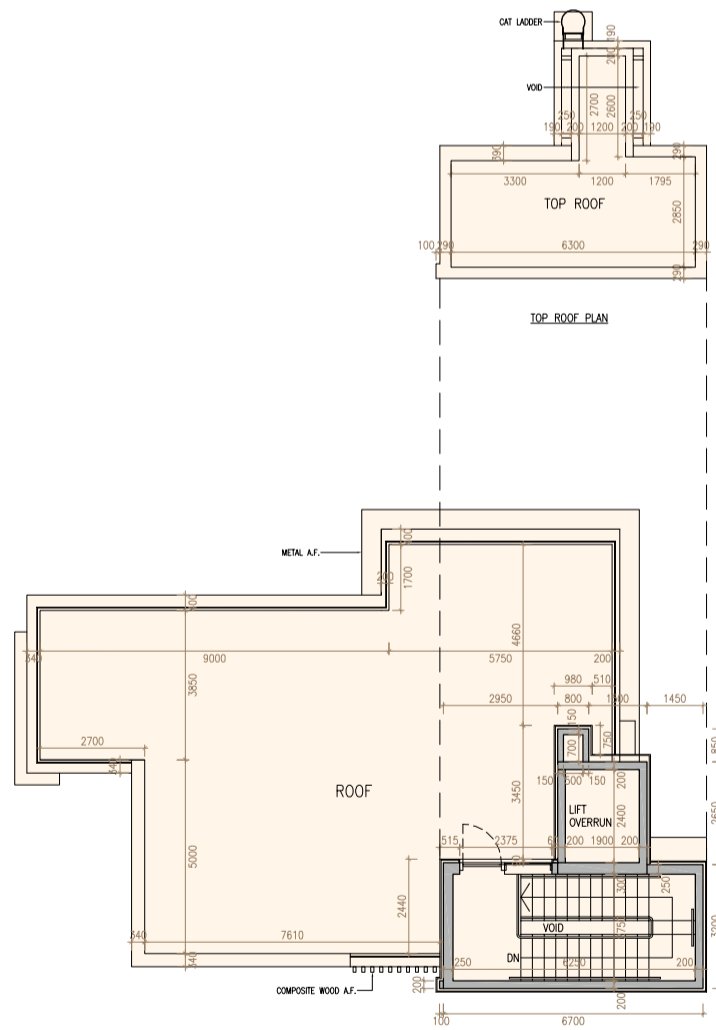


2/F FLOOR PLAN  
2樓樓面平面圖





3/F FLOOR PLAN  
3樓樓面平面圖



ROOF FLOOR PLAN  
天台樓面平面圖



## VILLA 2 2號洋房

	Villa 洋房	B/F 地庫	G/F 地下	1/F 1樓	2/F 2樓	3/F 3樓	Roof 天台
The thickness of the floor slabs (excluding plaster) of each residential property (mm) 每個住宅物業的樓板 (不包括灰泥) 的厚度 (毫米)	Villa 2 2號洋房	150, 650*	150, 175, 200	150, 200	150, 200, 250	150, 200	N/A 不適用
The floor-to-floor height of each residential property (mm) 每個住宅物業的層與層之間的高度 (毫米)		4950, 5450	4050, 4125, 4150, 4200, 4250, 4500	3100, 3500	3100, 3200, 3250, 3390, 3500	3500, 3610, 4010	N/A 不適用

\* Inclusive of the thickness of the floor slab (150mm) and mass concrete fill (500mm).  
包括樓板 (150毫米) 及混凝土填充層 (500毫米) 的厚度。

The internal areas of the residential properties on the upper floors will generally be slightly larger than those on the lower floors because of the reducing thickness of the structural walls on the upper floors.

因住宅物業的較高樓層的結構牆的厚度遞減，較高樓層的內部面積，一般比較低樓層的內部面積稍大。

Notes:

1. The dimensions on the floor plan are all structural dimension in millimetres.
2. Please refer to pages 20 - 21 of this sales brochure for legend of the terms and abbreviations in studying the floor plans of residential properties in the Development.

備註：

1. 樓面平面圖所列之尺寸為以毫米標示之建築結構尺寸。
2. 請參閱本售樓說明書第20-21頁的名詞及簡稱之圖例以協助閱讀發展項目的住宅物業的樓面平面圖。