

目錄

TABLE OF CONTENTS

1	一手住宅物業買家須知 NOTES TO PURCHASERS OF FIRST-HAND RESIDENTIAL PROPERTIES	18	對買方的警告 WARNING TO PURCHASERS
2	發展項目的資料 INFORMATION ON THE DEVELOPMENT	19	發展項目中的建築物的橫截面圖 CROSS-SECTION PLAN OF BUILDING IN THE DEVELOPMENT
3	賣方及有參與發展項目的其他人的資料 INFORMATION ON VENDOR AND OTHERS INVOLVED IN THE DEVELOPMENT	20	立面圖 ELEVATION PLAN
4	有參與發展項目的各方的關係 RELATIONSHIP BETWEEN PARTIES INVOLVED IN THE DEVELOPMENT	21	發展項目中的公用設施的資料 INFORMATION ON COMMON FACILITIES IN THE DEVELOPMENT
5	發展項目的設計的資料 INFORMATION ON DESIGN OF THE DEVELOPMENT	22	閱覽圖則及公契 INSPECTION OF PLANS AND DEED OF MUTUAL COVENANT
6	物業管理的資料 INFORMATION ON PROPERTY MANAGEMENT	23	裝置、裝修物料及設備 FITTINGS, FINISHES AND APPLIANCES
7	發展項目的所在位置圖 LOCATION PLAN OF THE DEVELOPMENT	24	服務協議 SERVICE AGREEMENTS
8	發展項目的鳥瞰照片 AERIAL PHOTOGRAPH OF THE DEVELOPMENT	25	地稅 GOVERNMENT RENT
9	關乎發展項目的分區計劃大綱圖 OUTLINE ZONING PLAN RELATING TO THE DEVELOPMENT	26	買方的雜項付款 MISCELLANEOUS PAYMENTS BY PURCHASER
10	發展項目的布局圖 LAYOUT PLAN OF THE DEVELOPMENT	27	欠妥之處的保養責任期 DEFECT LIABILITY WARRANTY PERIOD
11	發展項目的住宅物業的樓面平面圖 FLOOR PLANS OF RESIDENTIAL PROPERTIES IN THE DEVELOPMENT	28	斜坡維修 MAINTENANCE OF SLOPES
12	發展項目中的住宅物業的面積 AREA OF RESIDENTIAL PROPERTIES IN THE DEVELOPMENT	29	修訂 MODIFICATION
13	發展項目中的停車位的樓面平面圖 FLOOR PLANS OF PARKING SPACES IN THE DEVELOPMENT	30	有關資料 RELEVANT INFORMATION
14	臨時買賣合約的摘要 SUMMARY OF PRELIMINARY AGREEMENT FOR SALE AND PURCHASE	31	申請建築物總樓面面積寬免的資料 INFORMATION IN APPLICATION FOR CONCESSION ON GROSS FLOOR AREA OF BUILDING
15	公契的摘要 SUMMARY OF DEED OF MUTUAL COVENANT	32	發展項目的指定互聯網網站的網址 THE ADDRESS OF WEBSITE DESIGNATED FOR THE DEVELOPMENT
16	批地文件的摘要 SUMMARY OF LAND GRANT	33	售樓說明書印製日期 DATE OF PRINTING OF SALES BROCHURE
17	公共設施及公眾休憩用地的資料 INFORMATION ON PUBLIC FACILITIES AND PUBLIC OPEN SPACES	34	日後可能出現改變 POSSIBLE FUTURE CHANGE

您在購置一手住宅物業之前，應留意下列事項：

適用於所有一手住宅物業

1. 重要資訊

- 瀏覽一手住宅物業銷售資訊網（下稱「銷售資訊網」）（網址：www.srpe.gov.hk），參考「銷售資訊網」內有關一手住宅物業的市場資料。
- 閱覽賣方就該發展項目所指定的互聯網網站內的有關資訊，包括售樓說明書、價單、載有銷售安排的文件，及成交紀錄冊。
- 發展項目的售樓說明書，會在該項目的出售日期前最少七日向公眾發布，而有關價單和銷售安排，亦會在該項目的出售日期前最少三日公布。
- 在賣方就有關發展項目所指定的互聯網網站，以及「銷售資訊網」內，均載有有關物業成交資料的成交紀錄冊，以供查閱。

2. 費用、按揭貸款和樓價

- 計算置業總開支，包括律師費、按揭費用、保險費，以及印花稅。
- 向銀行查詢可否取得所需的按揭貸款，然後選擇合適的還款方式，並小心計算按揭貸款金額，以確保貸款額沒有超出本身的負擔能力。
- 查閱同類物業最近的成交價格，以作比較。
- 向賣方或地產代理瞭解，您須付予賣方或該發展項目的管理人的預計的管理費、管理費上期金額（如有）、特別基金金額（如有）、補還的水、電力及氣體按金（如有）、以及/或清理廢料的費用（如有）。

3. 價單、支付條款，以及其他財務優惠

- 賣方未必會把價單所涵蓋的住宅物業悉數推售，因此應留意有關的銷售安排，以了解賣方會推售的住宅物業為何。賣方會在有關住宅物業推售日期前最少三日公布銷售安排。
- 留意價單所載列的支付條款。倘買家可就購置有關住宅物業而連帶獲得價格折扣、贈品，或任何財務優惠或利益，上述資訊亦會在價單內列明。
- 如您擬選用由賣方指定的財務機構提供的各類按揭貸款計劃，在簽訂臨時買賣合約前，應先細閱有關價單內列出的按揭貸款計劃資料¹。如就該些按揭貸款計劃的詳情有任何疑問，應在簽訂臨時買賣合約前，直接向有關財務機構查詢。

4. 物業的面積及四周環境

- 留意載於售樓說明書和價單內的物業面積資料，以及載於價單內的每平方呎/每平方米售價。根據《一手住宅物業銷售條例》（第621章）（下稱「條例」），賣方只可以實用面積表達住宅物業的面積和每平方呎及平方米的售價。就住宅物業而言，實用面積指該住宅物業的樓面面積，包括在構成該物業的一部分的範圍內的以下每一項目的樓面面積：(i) 露台；(ii) 工作平台；以及(iii) 陽台。實用面積並不包括空調機房、窗台、閣樓、平台、花園、停車位、天台、梯屋、前庭或庭院的每一項目的面積，即使該些項目構成該物業的一部分的範圍。
- 售樓說明書必須顯示發展項目中所有住宅物業的樓面平面圖。在售樓說明書所載有關發展項目中住宅物業的每一份樓面平面圖，均須述明每個住宅物業的外部 and 內部尺寸²。售樓說明書所提供有關住宅物業外部和內部的尺寸，不會把批盪和裝飾物料包括在內。買家收樓前如欲購置家具，應留意這點。
- 親臨發展項目的所在地實地視察，以了解有關物業的四周環境（包括交通和社區設施）；亦應查詢有否任何城市規劃方案和議決，會對有關的物業造成影響；參閱載於售樓說明書內的位置圖、鳥瞰照片、分區計劃大綱圖，以及橫截面圖。

5. 售樓說明書

- 確保所取得的售樓說明書屬最新版本。根據條例，提供予公眾的售樓說明書必須是在之前的三個月之內印製或檢視、或檢視及修改。
- 閱覽售樓說明書，並須特別留意以下資訊：
 - 售樓說明書內有否關於「有關資料」的部分，列出賣方知悉但並非為一般公眾人士所知悉，關於相當可能對享用有關住宅物業造成重大影響的事宜的資料。請注意，已在土地註冊處註冊的文件，其內容不會被視為「有關資料」；
 - 橫截面圖會顯示有關建築物相對毗連該建築物的每條街道的橫截面，以及每條上述街道與已知基準面和該建築物最低的一層住宅樓層的水平相對的水平。橫截面圖能以圖解形式，顯示出建築物最低一層住宅樓層和街道水平的高低差距，不論該最低住宅樓層以何種方式命名；
 - 室內和外部的裝置、裝修物料和設備；
 - 管理費按甚麼基準分擔；
 - 小業主有否責任或需要分擔管理、營運或維持有關發展項目以內或以外的公眾休憩用地或公共設施的開支，以及有關公眾休憩用地或公共設施的位置；以及
 - 小業主是否須要負責維修斜坡。

² 根據條例附表1第1部第10(2)(d)條述明，售樓說明書內顯示的發展項目中的住宅物業的每一份樓面平面圖須述明以下各項—

- (i) 每個住宅物業的外部尺寸；
- (ii) 每個住宅物業的內部尺寸；
- (iii) 每個住宅物業的內部間隔的厚度；
- (iv) 每個住宅物業內個別分隔室的外部尺寸。

根據條例附表1第1部第10(3)條，如有關發展項目的經批准的建築圖則，提供條例附表1第1部第10(2)(d)條所規定的資料，樓面平面圖須述明如此規定的該資料。

¹ 按揭貸款計劃的資料包括有關按揭貸款計劃對借款人的最低收入的要求、就第一按揭連同第二按揭可獲得的按揭貸款金額上限、最長還款年期、整個還款期內的按揭利率變化，以及申請人須繳付的手續費。

6. 政府批地文件和公契

- 閱覽政府批地文件和公契（或公契擬稿）。公契內載有天台和外牆業權等相關資料。賣方會在售樓處提供政府批地文件和公契（或公契擬稿）的複本，供準買家免費閱覽。
- 留意政府批地文件內所訂明小業主是否須要負責支付地稅。
- 留意公契內訂明有關物業內可否飼養動物。

7. 售樓處內有關可供揀選住宅物業的資料

- 向賣方查詢清楚有哪些一手住宅物業可供揀選。若賣方在售樓處內展示「消耗表」，您可從該「消耗表」得悉在每個銷售日的銷售進度資料，包括在該個銷售日開始時有哪些住宅物業可供出售，以及在該個銷售日內有哪些住宅物業已獲揀選及售出。
- 切勿隨便相信有關發展項目銷情的傳言，倉卒簽立臨時買賣合約。

8. 成交紀錄冊

- 留意發展項目的成交紀錄冊。賣方須於臨時買賣合約訂立後的 24 小時內，於紀錄冊披露該臨時買賣合約的資料，以及於買賣合約訂立後一個工作天內，披露該買賣合約的資料。您可透過成交紀錄冊得悉發展項目的銷售情況。
- 切勿將賣方接獲用作登記的購樓意向書或本票的數目視為銷情指標。發展項目的成交紀錄冊才是讓公眾掌握發展項目每日銷售情況的最可靠資料來源。

9. 買賣合約

- 確保臨時買賣合約和買賣合約包含條例所規定的強制性條文。
- 留意有關物業買賣交易所包括的裝置、裝修物料和設備，須在臨時買賣合約和買賣合約上列明。
- 留意夾附於買賣合約的圖則。該圖則會顯示所有賣方售予您的物業面積，而該面積通常較該物業的實用面積為大。
- 訂立臨時買賣合約時，您須向擁有人（即賣方）支付樓價 **5%** 的臨時訂金。
- 如您在訂立臨時買賣合約後**五個工作日**（工作日指並非公眾假日、星期六、黑色暴雨警告日或烈風警告日的日子）之內，沒有簽立買賣合約，該臨時買賣合約即告終止，有關臨時訂金（即樓價的 5%）會被沒收，而擁有人（即賣方）不得因您沒有簽立買賣合約而對您提出進一步申索。
- 在訂立臨時買賣合約後的五個工作日之內，倘您簽立買賣合約，則擁有人（即賣方）必須在訂立該臨時買賣合約後的八個工作日之內簽立買賣合約。
- 有關的訂金，應付予負責為所涉物業擔任保證金保存人的律師事務所。

10. 表達購樓意向

- 留意在賣方（包括其獲授權代表）就有關住宅物業向公眾提供價單前，賣方不得尋求或接納任何對有關住宅物業的購樓意向（不論是否屬明確選擇購樓意向）。因此您不應向賣方或其授權代表提出有關意向。

- 留意在有關住宅物業的銷售開始前，賣方（包括其獲授權代表）不得尋求或接納任何對該物業的有明確選擇購樓意向。因此您不應向賣方或其授權代表提出有關意向。

11. 委託地產代理

- 留意倘賣方委任一個或多於一個地產代理，以協助銷售其發展項目內任何指明住宅物業，該發展項目的價單必須列明在價單印刷日期當日所有獲委任為地產代理的姓名/名稱。
- 您可委託任何地產代理（不一定是賣方所指定的地產代理），以協助您購置發展項目內任何指明住宅物業；您亦可不委託任何地產代理。
- 委託地產代理以物色物業前，您應該—
 - 了解該地產代理是否只代表您行事。該地產代理若同時代表賣方行事，倘發生利益衝突，未必能夠保障您的最大利益；
 - 了解您須否支付佣金予該地產代理。若須支付，有關的佣金金額和支付日期為何；以及
 - 留意只有持牌地產代理或營業員才可以接受您的委託。如有疑問，應要求該地產代理或營業員出示其「地產代理證」，或瀏覽地產代理監管局的網頁（網址：www.eaa.org.hk），查閱牌照目錄。

12. 委聘律師

- 考慮自行委聘律師，以保障您的利益。該律師若同時代表賣方行事，倘發生利益衝突，未必能夠保障您的最大利益。
- 比較不同律師的收費。

適用於一手未落成住宅物業

13. 預售樓花同意書

- 洽購地政總署「預售樓花同意方案」下的未落成住宅物業時，應向賣方確認地政總署是否已就該發展項目批出「預售樓花同意書」。

14. 示範單位

- 賣方不一定須設置示範單位供準買家或公眾參觀，但賣方如為某指明住宅物業設置示範單位，必須首先設置該住宅物業的無改動示範單位，才可設置該住宅物業的經改動示範單位，並可以就該住宅物業設置多於一個經改動示範單位。
- 參觀示範單位時，務必視察無改動示範單位，以便與經改動示範單位作出比較。然而，條例並沒有限制賣方安排參觀無改動示範單位及經改動示範單位的先後次序。
- 賣方設置示範單位供公眾參觀時，應已提供有關發展項目的售樓說明書。因此，緊記先行索取售樓說明書，以便在參觀示範單位時參閱相關資料。
- 您可以在無改動示範單位及經改動示範單位中進行量度，並在無改動示範單位內拍照或拍攝影片，惟在確保示範單位參觀者人身安全的前提下，賣方可能會設定合理的限制。

適用於一手未落成住宅物業及尚待符合條件的已落成住宅物業

15. 預計關鍵日期及收樓日期

- 查閱售樓說明書中有關發展項目的預計關鍵日期³。
 - 售樓說明書中有關發展項目的預計關鍵日期並不同買家的「收樓日期」。買家的「收樓日期」必定較發展項目的預計關鍵日期遲。
- 收樓日期
 - 條例規定買賣合約須載有強制性條文，列明賣方須於買賣合約內列出的預計關鍵日期後的14日內，以書面為發展項目申請佔用文件、合格證明書，或地政總署署長的轉讓同意（視屬何種情況而定）。
 - 如發展項目屬地政總署預售樓花同意方案所規管，賣方須在合格證明書或地政總署署長的轉讓同意發出後的一個月內（以較早者為準），就賣方有能力有效地轉讓有關物業一事，以書面通知買家；或
 - 如發展項目並非屬地政總署預售樓花同意方案所規管，賣方須在佔用文件（包括佔用許可證）發出後的六個月內，就賣方有能力有效地轉讓有關物業一事，以書面通知買家。
 - 條例規定買賣合約須載有強制性條文，列明有關物業的買賣須於賣方發出上述通知的日期的14日內完成。有關物業的買賣完成後，賣方將安排買家收樓事宜。
- 認可人士可批予在預計關鍵日期之後完成發展項目
 - 條例規定買賣合約須載有強制性條文，列明發展項目的認可人士可以在顧及純粹由以下一個或多於一個原因所導致的延遲後，批予在預計關鍵日期之後，完成發展項目：
 - 工人罷工或封閉工地；
 - 暴動或內亂；
 - 不可抗力或天災；
 - 火警或其他賣方所不能控制的意外；
 - 戰爭；或
 - 惡劣天氣。
 - 發展項目的認可人士可以按情況，多於一次批予延後預計關鍵日期以完成發展項目，即收樓日期可能延遲。
 - 條例規定買賣合約須載有強制性條文，列明賣方須於認可人士批予延期後的14日內，向買家提供有關延期證明書的文本。
- 如對收樓日期有任何疑問，可向賣方查詢。

適用於一手已落成住宅物業

16. 賣方資料表格

- 確保取得最近三個月內印製有關您擬購買的一手已落成住宅物業的「賣方資料表格」。

17. 參觀物業

- 購置住宅物業前，確保已獲安排參觀您打算購置的住宅物業。倘參觀有關物業並非合理地切實可行，則應參觀與有關物業相若的物業，除非您以書面同意賣方無須開放與有關物業相若的物業供您參觀。您應仔細考慮，然後才決定是否簽署豁免上述規定的書面同意。
- 除非有關物業根據租約持有，或為確保物業參觀者的人身安全而須設定合理限制，您可以對該物業進行量度、拍照或拍攝影片。

任何與賣方銷售受條例所規管的一手住宅物業有關的投訴和查詢，請與一手住宅物業銷售監管局聯絡。

網址：www.srpa.gov.hk

電話：2817 3313

電郵：enquiry_srpa@hd.gov.hk

傳真：2219 2220

其他相關聯絡資料：

消費者委員會

網址：www.consumer.org.hk

電話：2929 2222

電郵：cc@consumer.org.hk

傳真：2856 3611

地產代理監管局

網址：www.eaa.org.hk

電話：2111 2777

電郵：enquiry@eaa.org.hk

傳真：2598 9596

香港地產建設商會

電話：2826 0111

傳真：2845 2521

運輸及房屋局

一手住宅物業銷售監管局

2017年8月

³ 一般而言，「關鍵日期」指該項目符合批地文件的條件的日期，或該項目在遵照經批准的建築圖則的情況下或按照豁免證明書的發出的條件在各方面均屬完成的日期。有關詳情請參閱條例第2條。

You are advised to take the following steps before purchasing first-hand residential properties.

For all first-hand residential properties

1. Important information

- Make reference to the materials available on the Sales of First-hand Residential Properties Electronic Platform (SRPE) (www.srpe.gov.hk) on the first-hand residential property market.
- Study the information on the website designated by the vendor for the development, including the sales brochure, price lists, documents containing the sales arrangements, and the register of transactions of a development.
- Sales brochure for a development will be made available to the general public at least 7 days immediately before a date of sale while price list and sales arrangements will be made available at least 3 days immediately before the date of sale.
- Information on transactions can be found on the register of transactions on the website designated by the vendor for the development and the SRPE.

2. Fees, mortgage loan and property price

- Calculate the total expenses of the purchase, such as solicitors' fees, mortgage charges, insurance fees and stamp duties.
- Check with banks to find out if you will be able to obtain the needed mortgage loan, select the appropriate payment method and calculate the amount of the mortgage loan to ensure it is within your repayment ability.
- Check recent transaction prices of comparable properties for comparison.
- Check with the vendor or the estate agent the estimated management fee, the amount of management fee payable in advance (if any), special fund payable (if any), the amount of reimbursement of the deposits for water, electricity and gas (if any), and/or the amount of debris removal fee (if any) you have to pay to the vendor or the manager of the development.

3. Price list, payment terms and other financial incentives

- Vendors may not offer to sell all the residential properties that are covered in a price list. To know which residential properties the vendors may offer to sell, pay attention to the sales arrangements which will be announced by the vendors at least 3 days before the relevant residential properties are offered to be sold.
- Pay attention to the terms of payment as set out in a price list. If there are discounts on the price, gift, or any financial advantage or benefit to be made available in connection with the purchase of the residential properties, such information will also be set out in the price list.
- If you intend to opt for any mortgage loan plans offered by financial institutions specified by the vendor, before entering into a preliminary agreement for sale and purchase (PASP), you must study the details of various mortgage loan plans¹ as set out in the price list concerned. If you have any questions about these mortgage loan plans, you should check with the financial institutions concerned direct before entering into a PASP.

4. Property area and its surroundings

- Pay attention to the area information in the sales brochure and price list, and price per square foot/ metre in the price list. According to the Residential Properties (First-hand Sales) Ordinance (Cap. 621) (the Ordinance), vendors can only present the area and price per square foot and per square metre of a residential property using saleable area. Saleable area, in relation to a residential property, means the floor area of the residential property, and includes the floor area of every one of the following to the extent that it forms part of the residential property - (i) a balcony; (ii) a utility platform; and (iii) a verandah. The saleable area excludes the area of the following which forms part of the residential property - air-conditioning plant room; bay window; cockloft; flat roof; garden; parking space; roof; stairhood; terrace and yard.
- Floor plans of all residential properties in the development have to be shown in the sales brochure. In a sales brochure, floor plans of residential properties in the development must state the external and internal dimensions of each residential property². The external and internal dimensions of residential properties as provided in the sales brochure exclude plaster and finishes. You are advised to note this if you want to buy furniture before handing over of the residential property.
- Visit the development site and get to know the surroundings of the property (including transportation and community facilities). Check town planning proposals and decisions which may affect the property. Take a look at the location plan, aerial photograph, outline zoning plan and cross-section plan that are provided in the sales brochure.

5. Sales brochure

- Ensure that the sales brochure you have obtained is the latest version. According to the Ordinance, the sales brochure made available to the public should be printed or examined, or examined and revised within the previous 3 months.
- Read through the sales brochure and in particular, check the following information in the sales brochure –
 - whether there is a section on “relevant information” in the sales brochure, under which information on any matter that is known to the vendor but is not known to the general public, and is likely to materially affect the enjoyment of a residential property will be set out. Please note that information contained in a document that has been registered with the Land Registry will not be regarded as “relevant information”;

¹ The details of various mortgage loan plans include the requirements for mortgagors on minimum income level, the loan limit under the first mortgage and second mortgage, the maximum loan repayment period, the change of mortgage interest rate throughout the entire repayment period, and the payment of administrative fees.

² According to section 10(2)(d) in Part 1 of Schedule 1 to the Ordinance, each of the floor plans of the residential properties in the development in the sales brochure must state the following—
 (i) the external dimensions of each residential property;
 (ii) the internal dimensions of each residential property;
 (iii) the thickness of the internal partitions of each residential property;
 (iv) the external dimensions of individual compartments in each residential property.
 According to section 10(3) in Part 1 of Schedule 1 to the Ordinance, if any information required by section 10(2)(d) in Part 1 of Schedule 1 to the Ordinance is provided in the approved building plans for the development, a floor plan must state the information as so provided.

- the cross-section plan showing a cross-section of the building in relation to every street adjacent to the building, and the level of every such street in relation to a known datum and to the level of the lowest residential floor of the building. This will help you visualize the difference in height between the lowest residential floor of a building and the street level, regardless of how that lowest residential floor is named;
- interior and exterior fittings and finishes and appliances;
- the basis on which management fees are shared;
- whether individual owners have obligations or need to share the expenses for managing, operating and maintaining the public open space or public facilities inside or outside the development, and the location of the public open space or public facilities; and
- whether individual owners have responsibility to maintain slopes.

6. Government land grant and deed of mutual covenant (DMC)

- Read the Government land grant and the DMC (or the draft DMC). Information such as ownership of the rooftop and external walls can be found in the DMC. The vendor will provide copies of the Government land grant and the DMC (or the draft DMC) at the place where the sale is to take place for free inspection by prospective purchasers.
- Check the Government land grant on whether individual owners are liable to pay Government rent.
- Check the DMC on whether animals can be kept in the residential property.

7. Information on Availability of Residential Properties for Selection at Sales Office

- Check with the vendor which residential properties are available for selection. If a “consumption table” is displayed by the vendor at the sales office, you may check from the table information on the progress of sale on a date of sale, including which residential properties are offered for sale at the beginning of that date of sale and which of them have been selected and sold during that date of sale.
- Do not believe in rumours about the sales condition of the development and enter into a PASP rashly.

8. Register of Transactions

- Pay attention to the register of transactions for a development. A vendor must, within 24 hours after entering into a PASP with a purchaser, enter transaction information of the PASP in the register of transactions. The vendor must, within 1 working day after entering into an agreement for sale and purchase (ASP), enter transaction information of the ASP in the register of transactions. Check the register of transactions for the concerned development to learn more about the sales condition of the development.
- Never take the number of registrations of intent or cashier orders a vendor has received for the purpose of registration as an indicator of the sales volume of a development. The register of transactions for a development is the most reliable source of information from which members of the public can grasp the daily sales condition of the development.

9. Agreement for sale and purchase

- Ensure that the PASP and ASP include the mandatory provisions as required by the Ordinance.

- Pay attention that fittings, finishes and appliances to be included in the sale and purchase of the property are inserted in the PASP and ASP.
- Pay attention to the area plan annexed to the ASP which shows the total area which the vendor is selling to you. The total area which the vendor is selling to you is normally greater than the saleable area of the property.
- A preliminary deposit of **5%** of the purchase price is payable by you to the owner (i.e. the seller) on entering into a PASP.
- If you do not execute the ASP within **5 working days** (working day means a day that is not a general holiday or a Saturday or a black rainstorm warning day or gale warning day) after entering into the PASP, the PASP is terminated, the preliminary deposit (i.e. 5% of the purchase price) is forfeited, and the owner (i.e. the seller) does not have any further claim against you for not executing the ASP.
- If you execute the ASP within 5 working days after the signing of the PASP, the owner (i.e. the seller) must execute the ASP within 8 working days after entering into the PASP.
- The deposit should be made payable to the solicitors’ firm responsible for stakeholding purchasers’ payments for the property.

10. Expression of intent of purchasing a residential property

- Note that vendors (including their authorized representative(s)) should not seek or accept any specific or general expression of intent of purchasing any residential property before the relevant price lists for such properties are made available to the public. You therefore should not make such an offer to the vendors or their authorized representative(s).
- Note that vendors (including their authorized representative(s)) should not seek or accept any specific expression of intent of purchasing a particular residential property before the sale of the property has commenced. You therefore should not make such an offer to the vendors or their authorized representative(s).

11. Appointment of estate agent

- Note that if the vendor has appointed one or more than one estate agents to act in the sale of any specified residential property in the development, the price list for the development must set out the name of all the estate agents so appointed as at the date of printing of the price list.
- You may appoint any estate agent (not necessarily from those estate agency companies appointed by the vendor) to act in the purchase of any specified residential property in the development, and may also not appoint any estate agent to act on your behalf.
- Before you appoint an estate agent to look for a property, you should –
 - find out whether the agent will act on your behalf only. If the agent also acts for the vendor, he/she may not be able to protect your best interests in the event of a conflict of interest;
 - find out whether any commission is payable by you to the estate agent and, if so, its amount and the time of payment; and
 - note that only licensed estate agents or salespersons may accept your appointment. If in doubt, you should request the estate agent or salesperson to produce his/her Estate Agent Card, or check the Licence List on the Estate Agents Authority website: www.eaa.org.hk.

12. Appointment of solicitor

- Consider appointing your own solicitor to protect your interests. If the solicitor also acts for the vendor, he/she may not be able to protect your best interests in the event of a conflict of interest.
- Compare the charges of different solicitors.

For first-hand uncompleted residential properties**13. Pre-sale Consent**

- For uncompleted residential property under the Lands Department Consent Scheme, seek confirmation from the vendor whether the “Pre-sale Consent” has been issued by the Lands Department for the development.

14. Show flats

- While the vendor is not required to make any show flat available for viewing by prospective purchasers or the general public, if the vendor wishes to make available show flats of a specified residential property, the vendor must first of all make available an unmodified show flat of that residential property and that, having made available such unmodified show flat, the vendor may then make available a modified show flat of that residential property. In this connection, the vendor is allowed to make available more than one modified show flat of that residential property.
- If you visit the show flats, you should always look at the unmodified show flats for comparison with the modified show flats. That said, the Ordinance does not restrict the discretion of the vendor in arranging the sequence of the viewing of unmodified and modified show flats.
- Sales brochure of the development should have been made available to the public when the show flat is made available for viewing. You are advised to get a copy of the sales brochure and make reference to it when viewing the show flats.
- You may take measurements in modified and unmodified show flats, and take photographs or make video recordings of unmodified show flats, subject to reasonable restriction(s) which may be set by the vendor for ensuring safety of the persons viewing the show flat.

For first-hand uncompleted residential properties and completed residential properties pending compliance**15. Estimated material date and handing over date**

- Check the estimated material date³ for the development in the sales brochure.
 - The estimated material date for a development in the sales brochure is not the same as the date on which a residential property is handed over to purchaser. The latter is inevitably later than the former.
- Handing over date
 - The mandatory provisions to be incorporated in an ASP as required by the Ordinance include a provision requiring the vendor to apply in writing for an Occupation Document / a Certificate of Compliance or the Director of Lands’ Consent to Assign (as the case may be) in respect of the development within 14 days after the estimated material date as stipulated in the ASP.

- > For development subject to the Lands Department Consent Scheme, the vendor is required to notify the purchaser in writing that the vendor is in a position validly to assign the property within one month after the issue of the Certificate of Compliance or the Consent to Assign, whichever first happens; or

- > For development not subject to the Lands Department Consent Scheme, the vendor is required to notify the purchaser in writing that the vendor is in a position validly to assign the property within 6 months after the issue of the Occupation Document including Occupation Permit.

- The mandatory provisions to be incorporated in an ASP as required by the Ordinance include a provision requiring completion of the sale and purchase within 14 days after the date of the notification aforesaid. Upon completion, the vendor shall arrange handover of the property to the purchaser.

- Authorized Person (AP) may grant extension(s) of time for completion of the development beyond the estimated material date.

- The mandatory provisions to be incorporated in an ASP as required by the Ordinance include a provision that the AP of a development may grant an extension of time for completion of the development beyond the estimated material date having regard to delays caused exclusively by any one or more of the following reasons:

- > strike or lock-out of workmen;
- > riots or civil commotion;
- > force majeure or Act of God;
- > fire or other accident beyond the vendor's control;
- > war; or
- > inclement weather.

- The AP may grant more than once such an extension of time depending on the circumstances. That means handover of the property may be delayed.

- The mandatory provisions to be incorporated in an ASP as required by the Ordinance also include a provision requiring the vendor to, within 14 days after the issue of an extension of time granted by the AP, furnish the purchaser with a copy of the relevant certificate of extension.

- Ask the vendor if there are any questions on handing over date.

³ Generally speaking, “material date” means the date on which the conditions of the land grant are complied with in respect of the development, or the date on which the development is completed in all respects in compliance with the approved building plans or the conditions subject to which the certificate of exemption is issued. For details, please refer to section 2 of the Ordinance.

For first-hand completed residential properties**16. Vendor's information form**

- Ensure that you obtain the “vendor's information form(s)” printed within the previous 3 months in relation to the residential property/properties you intend to purchase.

17. Viewing of property

- Ensure that, before you purchase a residential property, you are arranged to view the residential property that you would like to purchase or, if it is not reasonably practicable to view the property in question, a comparable property in the development, unless you agree in writing that the vendor is not required to arrange such a comparable property for viewing for you. You are advised to think carefully before signing any waiver.
- You may take measurements, take photographs or make video recordings of the property, unless the property is held under a tenancy or reasonable restriction(s) is/are needed to ensure safety of the persons viewing the property.

For complaints and enquiries relating to the sales of first-hand residential properties by the vendors which the Ordinance applies, please contact the Sales of First-hand Residential Properties Authority –

Website : www.srpa.gov.hk
Telephone : 2817 3313
Email : enquiry_srpa@hd.gov.hk
Fax : 2219 2220

Other useful contacts:**Consumer Council**

Website : www.consumer.org.hk
Telephone : 2929 2222
Email : cc@consumer.org.hk
Fax : 2856 3611

Estate Agents Authority

Website : www.eaa.org.hk
Telephone : 2111 2777
Email : enquiry@eaa.org.hk
Fax : 2598 9596

Real Estate Developers Association of Hong Kong

Telephone : 2826 0111
Fax : 2845 2521

**Sales of First-hand Residential Properties Authority
Transport and Housing Bureau
August 2017**

發展項目名稱 Name of the Development	珀居 Peak Castle
發展項目所位於的街道名稱及由差餉物業估價署署長為識別發展項目的目的而編配的門牌號數 Name of the street at which the Development is situated and the street number allocated by the Commissioner of Rating and Valuation for the purpose of distinguishing the Development	冠發街 8A-8H, 8J, 10, 12, 16, 18, 20, 22 號 Nos. 8A-8H, 8J, 10, 12, 16, 18, 20, 22 Kwun Fat Street
獨立屋的總數、門牌號數及被略去的門牌號數 Total number of houses, house numbering and omitted house numbers	<p>共 14 座洋房： There are 14 houses:</p> <p>冠發街 22 號 22 Kwun Fat Street (1 號洋房 House 1) 冠發街 20 號 20 Kwun Fat Street (2 號洋房 House 2) 冠發街 18 號 18 Kwun Fat Street (3 號洋房 House 3) 冠發街 16 號 16 Kwun Fat Street (5 號洋房 House 5) 冠發街 12 號 12 Kwun Fat Street (6 號洋房 House 6) 冠發街 8A 號 8A Kwun Fat Street (7 號洋房 House 7) 冠發街 8B 號 8B Kwun Fat Street (8 號洋房 House 8) 冠發街 8C 號 8C Kwun Fat Street (9 號洋房 House 9) 冠發街 8D 號 8D Kwun Fat Street (10 號洋房 House 10) 冠發街 8E 號 8E Kwun Fat Street (11 號洋房 House 11) 冠發街 8F 號 8F Kwun Fat Street (12 號洋房 House 12) 冠發街 8G 號 8G Kwun Fat Street (13 號洋房 House 13) 冠發街 8H 號 8H Kwun Fat Street (15 號洋房 House 15) 冠發街 8J 號 8J Kwun Fat Street (16 號洋房 House 16)</p> <p>不設洋房號數 4 及 14 House numbers 4 and 14 are omitted</p>

賣方	:	億逸有限公司	Vendor	:	Billion Ideal Limited
賣方之控權公司	:	英皇集團（國際）有限公司 英皇物業投資有限公司	Holding company of the Vendor	:	Emperor International Holdings Limited Emperor Property Investment Limited
發展項目的認可人士	:	蔡家雄	Authorized person for the Development	:	CHOY Ka Hung
發展項目的認可人士以其專業身分擔任經營人、董事或僱員的商號或法團	:	思博建築設計有限公司	The firm or corporation of which an authorized person for the Development is a proprietor, director or employee in his or her professional capacity	:	SPIRAL Architectural Design Limited
發展項目的承建商	:	達高建業有限公司	Building contractor for the Development	:	Tactful Building Company Limited
就發展項目中的住宅物業的出售而代表擁有人行事的律師事務所	:	薛馮鄺岑律師行	The firm of solicitors acting for the Owner in relation to the sale of residential properties in the Development	:	Sit, Fung, Kwong & Shum
已為發展項目的建造提供貸款或已承諾為該項建造提供融資的認可機構	:	東亞銀行有限公司	Authorized institution that has made a loan, or has undertaken to provide finance, for the construction of the Development	:	The Bank of East Asia, Limited
已為發展項目的建造提供貸款的任何其他人	:	英皇財務管理有限公司	Any other person who has made a loan for the construction of the Development	:	Emperor Financial Management Limited

(a) 賣方或有關發展項目的承建商屬個人，並屬該項目的認可人士的家人。	不適用
(b) 賣方或該項目的承建商屬合夥，而該賣方或承建商的合夥人屬上述認可人士的家人。	不適用
(c) 賣方或該項目的承建商屬法團，而該賣方或承建商 (或該賣方的控權公司) 的董事或秘書屬上述認可人士的家人。	否
(d) 賣方或該項目的承建商屬個人，並屬上述認可人士的有聯繫人士的家人。	不適用
(e) 賣方或該項目的承建商屬合夥，而該賣方或承建商的合夥人屬上述認可人士的有聯繫人士的家人。	不適用
(f) 賣方或該項目的承建商屬法團，而該賣方或承建商 (或該賣方的控權公司) 的董事或秘書屬上述認可人士的有聯繫人士的家人。	否
(g) 賣方或該項目的承建商屬個人，並屬就該項目內的住宅物業的出售代表擁有人行事的律師事務所行事的經營人的家人。	不適用
(h) 賣方或該項目的承建商屬合夥，而該賣方或承建商的合夥人屬就該項目內的住宅物業的出售代表擁有人行事的律師事務所行事的經營人的家人。	不適用
(i) 賣方或該項目的承建商屬法團，而該賣方或承建商 (或該賣方的控權公司) 的董事或秘書屬上述律師事務所的經營人的家人。	否
(j) 賣方、賣方的控權公司或有關發展項目的承建商屬私人公司，而該項目的認可人士或該認可人士的有聯繫人士持有該賣方、控權公司或承建商最少 10% 的已發行股份。	否
(k) 賣方、賣方的控權公司或該項目的承建商屬上市公司，而上述認可人士或上述有聯繫人士持有該賣方、控權公司或承建商最少 1% 的已發行股份。	否
(l) 賣方或該項目的承建商屬法團，而上述認可人士或上述有聯繫人士屬該賣方、承建商或該賣方的控權公司的僱員、董事或秘書。	否
(m) 賣方或該項目的承建商屬合夥，而上述認可人士或上述有聯繫人士屬該賣方或承建商的僱員。	不適用
(n) 賣方、賣方的控權公司或該項目的承建商屬私人公司，而就該項目中的住宅物業的出售而代表擁有人行事的律師事務所的經營人持有該賣方、控權公司或承建商最少 10% 的已發行股份。	否
(o) 賣方、賣方的控權公司或該項目的承建商屬上市公司，而上述律師事務所的經營人持有該賣方、控權公司或承建商最少 1% 的已發行股份。	否
(p) 賣方或該項目的承建商屬法團，而上述律師事務所的經營人屬該賣方或承建商或該賣方的控權公司的僱員、董事或秘書。	否
(q) 賣方或該項目的承建商屬合夥，而上述律師事務所的經營人屬該賣方或承建商的僱員。	不適用
(r) 賣方或該項目的承建商屬法團，而該項目的認可人士以其專業身分擔任董事或僱員的法團為該賣方或承建商或該賣方的控權公司的有聯繫法團。	否
(s) 賣方或該項目的承建商屬法團，而該承建商屬該賣方或該賣方的控權公司的有聯繫法團。	否

(a) The vendor or a building contractor for the development is an individual, and that vendor or contractor is an immediate family member of an authorized person for the development.	Not Applicable
(b) The vendor or a building contractor for the development is a partnership, and a partner of that vendor or contractor is an immediate family member of such an authorized person.	Not Applicable
(c) The vendor or a building contractor for the development is a corporation, and a director or the secretary of that vendor or contractor (or a holding company of that vendor) is an immediate family member of such an authorized person.	No
(d) The vendor or a building contractor for the development is an individual, and that vendor or contractor is an immediate family member of an associate of such an authorized person.	Not Applicable
(e) The vendor or a building contractor for the development is a partnership, and a partner of that vendor or contractor is an immediate family member of an associate of such an authorized person.	Not Applicable
(f) The vendor or a building contractor for the development is a corporation, and a director or the secretary of that vendor or contractor (or a holding company of that vendor) is an immediate family member of an associate of such an authorized person.	No
(g) The vendor or a building contractor for the development is an individual, and that vendor or contractor is an immediate family member of a proprietor of a firm of solicitors acting for the owner in relation to the sale of residential properties in the development.	Not Applicable
(h) The vendor or a building contractor for the development is a partnership, and a partner of that vendor or contractor is an immediate family member of a proprietor of a firm of solicitors acting for the owner in relation to the sale of residential properties in the development.	Not Applicable
(i) The vendor or a building contractor for the development is a corporation, and a director or the secretary of that vendor or contractor (or a holding company of that vendor) is an immediate family member of a proprietor of such a firm of solicitors.	No
(j) The vendor, a holding company of the vendor, or a building contractor for the development, is a private company, and an authorized person for the development, or an associate of such an authorized person, holds at least 10% of the issued shares in that vendor, holding company or contractor.	No
(k) The vendor, a holding company of the vendor, or a building contractor for the development, is a listed company, and such an authorized person, or such an associate, holds at least 1% of the issued shares in that vendor, holding company or contractor.	No
(l) The vendor or a building contractor for the development is a corporation, and such an authorized person, or such an associate, is an employee, director or secretary of that vendor or contractor or of a holding company of that vendor.	No
(m) The vendor or a building contractor for the development is a partnership, and such an authorized person, or such an associate, is an employee of that vendor or contractor.	Not Applicable
(n) The vendor, a holding company of the vendor, or a building contractor for the development, is a private company, and a proprietor of a firm of solicitors acting for the owner in relation to the sale of residential properties in the development holds at least 10% of the issued shares in that vendor, holding company or contractor.	No
(o) The vendor, a holding company of the vendor, or a building contractor for the development, is a listed company, and a proprietor of such a firm of solicitors holds at least 1% of the issued shares in that vendor, holding company or contractor.	No
(p) The vendor or a building contractor for the development is a corporation, and a proprietor of such a firm of solicitors is an employee, director or secretary of that vendor or contractor or of a holding company of that vendor.	No
(q) The vendor or a building contractor for the development is a partnership, and a proprietor of such a firm of solicitors is an employee of that vendor or contractor.	Not Applicable
(r) The vendor or a building contractor for the development is a corporation, and the corporation of which an authorized person for the development is a director or employee in his or her professional capacity is an associate corporation of that vendor or contractor or of a holding company of that vendor.	No
(s) The vendor or a building contractor for the development is a corporation, and that contractor is an associate corporation of that vendor or of a holding company of that vendor.	No

- 1) 發展項目沒有構成圍封牆的一部分的非結構的預製外牆。
- 2) 發展項目沒有構成圍封牆的一部分的幕牆。

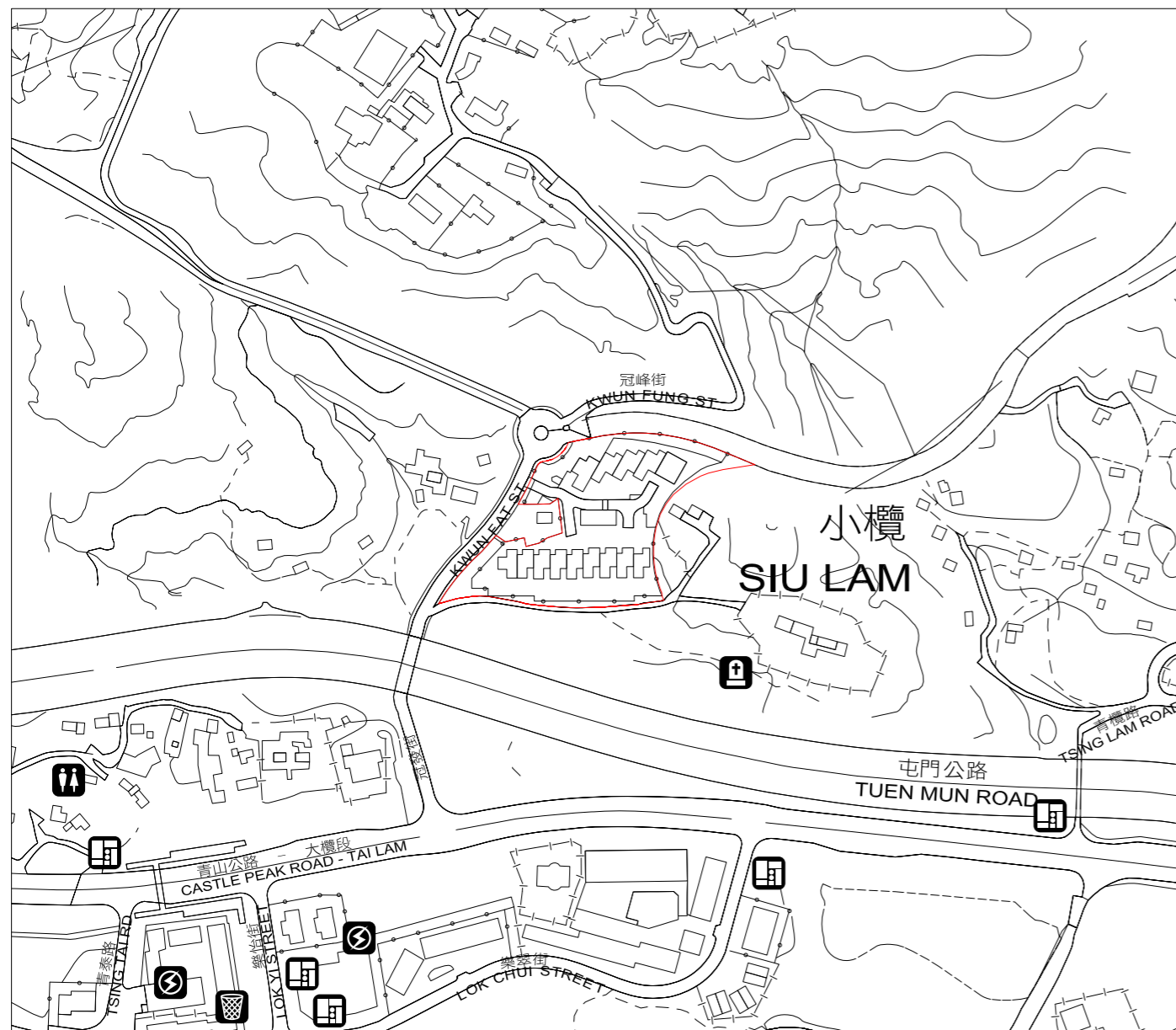
- 1) There are no non-structural prefabricated external walls forming part of the enclosing walls of the Development.
- 2) There are no curtain walls forming part of the enclosing walls of the Development.



根據公契的最新擬稿獲委任為發展項目的管理人的人：

英皇物業管理(香港)有限公司

The person to be appointed as the manager of the Development under the latest draft deed of mutual covenant:

Emperor Property Management (HK) Limited


圖例
Notation

-  發電廠 (包括電力分站)
A Power Plant (Including Electricity Sub-stations)
-  垃圾收集站
A Refuse Collection Point
-  公廁
A Public Convenience
-  公用事業設施裝置
A Public Utility Installation
-  墳場
A Cemetery

比例尺 SCALE



0 250米/M

 發展項目的位置
The Location of the Development

發展項目的位置圖：摘錄自 2018 年 12 月 11 日修訂之測繪圖，編號為 6-SW-C 及摘錄自 2018 年 9 月 18 日修訂之測繪圖，編號為 6-SW-D。

The Location Plan is extracted from Survey Sheet No. 6-SW-C dated 11th December 2018 and 6-SW-D dated 18th September 2018.

地圖版權屬香港特別行政區政府，經地政總署准許複印，版權特許編號 136/2017

The map reproduced with permission of the Director of Lands

© The Government of Hong Kong SAR. License No. 136/2017

備註：

1. 由於技術原因，上圖可能顯示多於《一手住宅物業銷售條例》所要求顯示的範圍。
2. 賣方建議準買方到該發展地盤作實地考察，以對該發展地盤、其周邊地區環境及附近的公共設施有較佳了解。

Note:

1. The plan may show more than the area required under the Residential Properties (First-hand Sales) Ordinance due to technical reasons.
2. The vendor advises prospective purchasers to conduct an on-site visit for a better understanding of the development site, its surrounding environment and the public facilities nearby.



發展項目的位置
The Location of the Development

摘錄自地政總署測繪處於 2017 年 4 月 2 日在 6,900 呎飛行高度拍攝之鳥瞰照片，編號為 E017603C。

香港特別行政區政府 地政總署測繪處
© 版權所有 未經許可 不得複製

Adopted from part of the aerial photo taken by the Survey and Mapping Office of Lands Department at a flying height of 6,900 feet, photo no. E017603C, dated 2 April 2017.

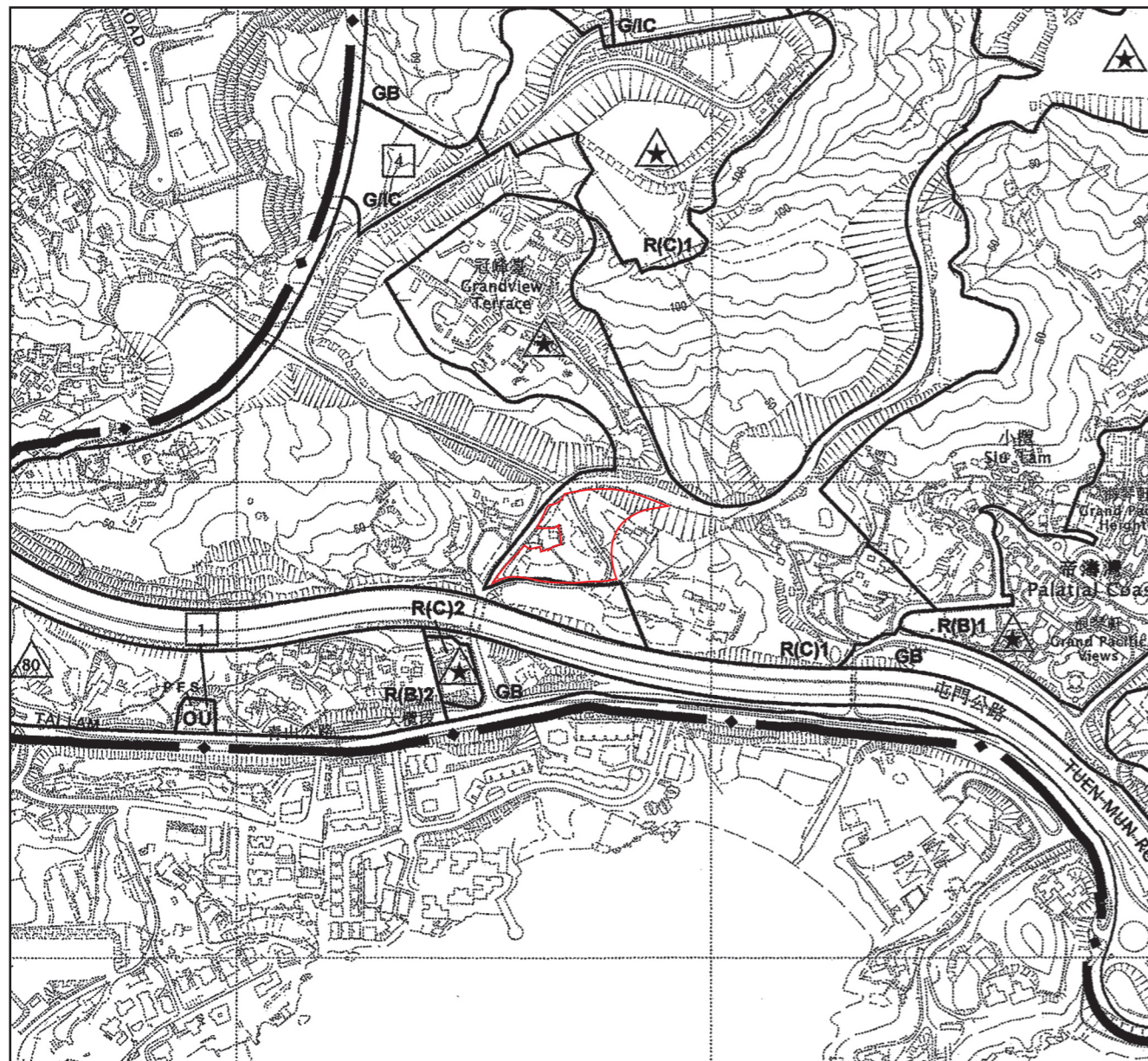
Survey and Mapping Office, Lands Department, The Government of HKSAR
© Copyright reserved - reproduction by permission only.

備註：

1. 由於技術原因，上圖可能顯示多於《一手住宅物業銷售條例》所要求顯示的範圍。

Note:

1. The aerial photograph may show more than the area required under the Residential Properties (First-hand Sales) Ordinance due to the technical reasons.



發展項目的位置
The Location of the Development

圖例 NOTATION

地帶 ZONES

- R(B) 住宅 (乙類)
Residential (Group B)
- R(C) 住宅 (丙類)
Residential (Group C)
- I 工業
Industrial
- G/IC 政府、機構或社區
Government, Institution or Community
- OU 其他指定用途
Other Specified Uses
- GB 綠化地帶
Green Belt

交通 COMMUNICATIONS

- 主要道路及路口
Major Road and Junction

其他 MISCELLANEOUS

- 規劃範圍界線
Boundary of Planning Scheme
- 最高建築物高度 (在主水平基準上若干米)
Maximum Building Height (In Metres Above Principal Datum)
- 最高建築物高度 (樓層數目)
Maximum Building Height (In Number of Storeys)
- 註釋內訂明最高建築物高度限制
Restriction As Stipulated On The Notes

摘錄自 2015 年 12 月 11 日刊憲之掃管笏分區計劃大綱核准圖，編號為 S/TM-SKW/13，經處理以紅色顯示發展項目邊界線及其他資料。

Adopted from part of the approved So Kwun Wat Outline Zoning Plan No. S/TM-SKW/13 gazetted on 11 December 2015 with adjustments to show the Development boundary and other information in red.

備註

1. 香港特別行政區政府地政總署測繪處 © 版權所有，未經許可不得複製。
2. 由於技術原因，上圖可能顯示多於《一手住宅物業銷售條例》所要求顯示的範圍。
3. 賣方建議準買方到該發展地盤作實地考察，以對該發展地盤、其周邊地區環境及附近的公共設施有較佳了解。

Note

1. Survey and Mapping Office, Lands Department, the Government of HKSAR © Copyright reserved - reproduction by permission only.
2. The plan may show more than the area required under the Residential Properties (First-hand Sales) Ordinance due to technical reasons.
3. The vendor advises prospective purchasers to conduct an on-site visit for a better understanding of the development site, its surrounding environment and the public facilities nearby.



發展項目的位置
The Location of the Development

圖例 NOTATION

地帶 ZONES

- R(B) 住宅 (乙類)
Residential (Group B)
- G/IC 政府、機構或社區
Government, Institution or Community
- O 休憩用地
Open Space
- GB 綠化地帶
Green Belt
- V 鄉村式發展
Village Type Development

交通 COMMUNICATIONS

- 主要道路及路口
Major Road and Junction

其他 MISCELLANEOUS

- 規劃範圍界線
Boundary of Planning Scheme
- 最高建築物高度 (在主水平基準上若干米)
Maximum Building Height (In Metres Above Principal Datum)
- 3 最高建築物高度 (樓層數目)
Maximum Building Height (In Number of Storeys)
- 註釋內訂明最高建築物高度限制
Restriction As Stipulated On The Notes
- 1 規劃區編號
Planning Area Number

摘錄自 2017 年 11 月 3 日刊憲之屯門分區計劃大綱核准圖，編號為 S/TM/34，經處理以紅色顯示發展項目邊界線及其他資料。

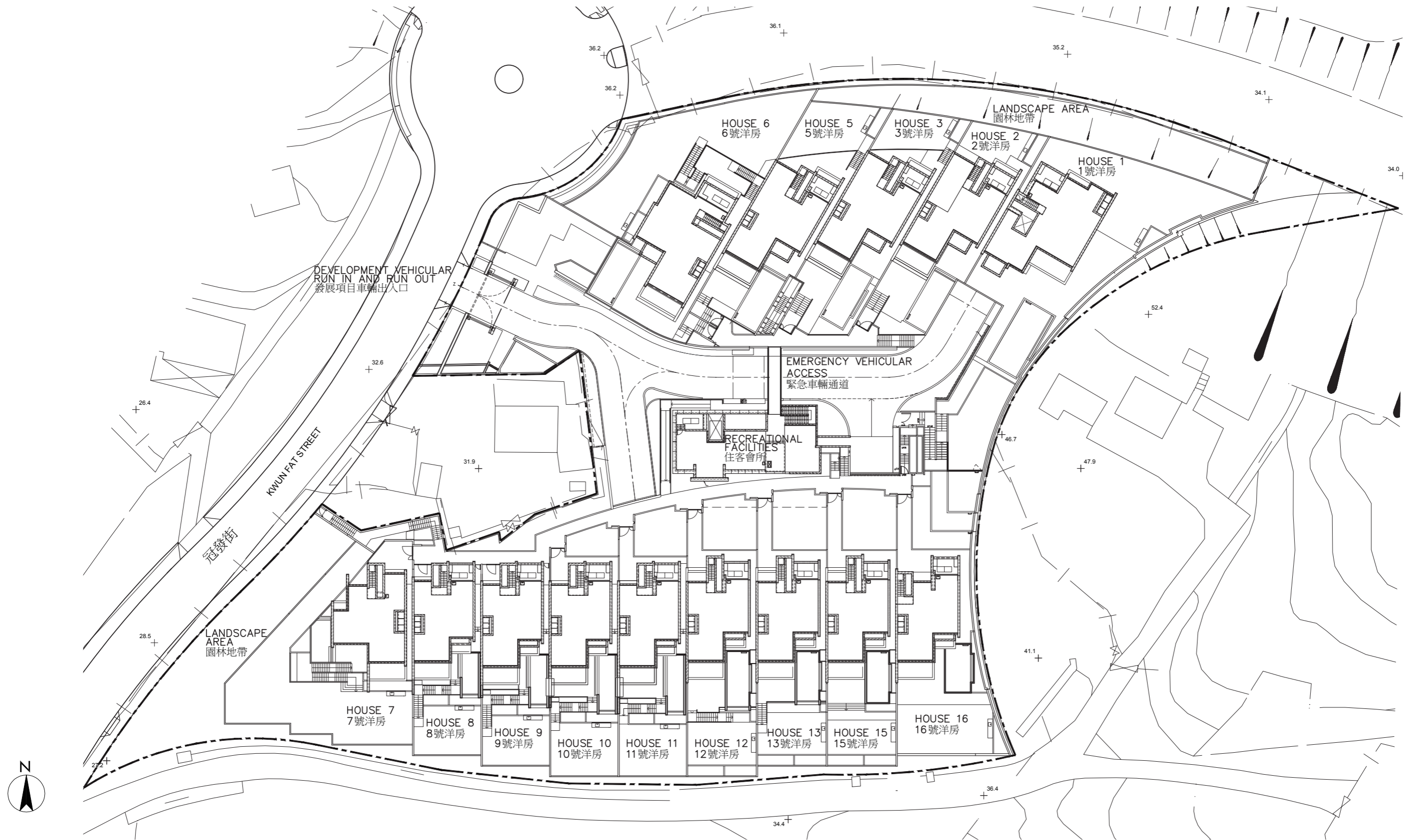
Adopted from part of the approved Tuen Mun Outline Zoning Plan No. S/TM/34 gazetted on 3 November 2017 with adjustments to show the Development boundary and other information in red.

備註

1. 香港特別行政區政府地政總署測繪處 © 版權所有，未經許可不得複製。
2. 由於技術原因，上圖可能顯示多於《一手住宅物業銷售條例》所要求顯示的範圍。
3. 賣方建議準買方到該發展地盤作實地考察，以對該發展地盤、其周邊地區環境及附近的公共設施有較佳了解。

Note

1. Survey and Mapping Office, Lands Department, the Government of HKSAR © Copyright reserved - reproduction by permission only.
2. The plan may show more than the area required under the Residential Properties (First-hand Sales) Ordinance due to technical reasons.
3. The vendor advises prospective purchasers to conduct an on-site visit for a better understanding of the development site, its surrounding environment and the public facilities nearby.



—— 發展項目的位置
The Location of the Development

平面圖中所使用名詞及簡稱之圖例

Legend of terms and abbreviations used on floor plans

本節適用之備註：

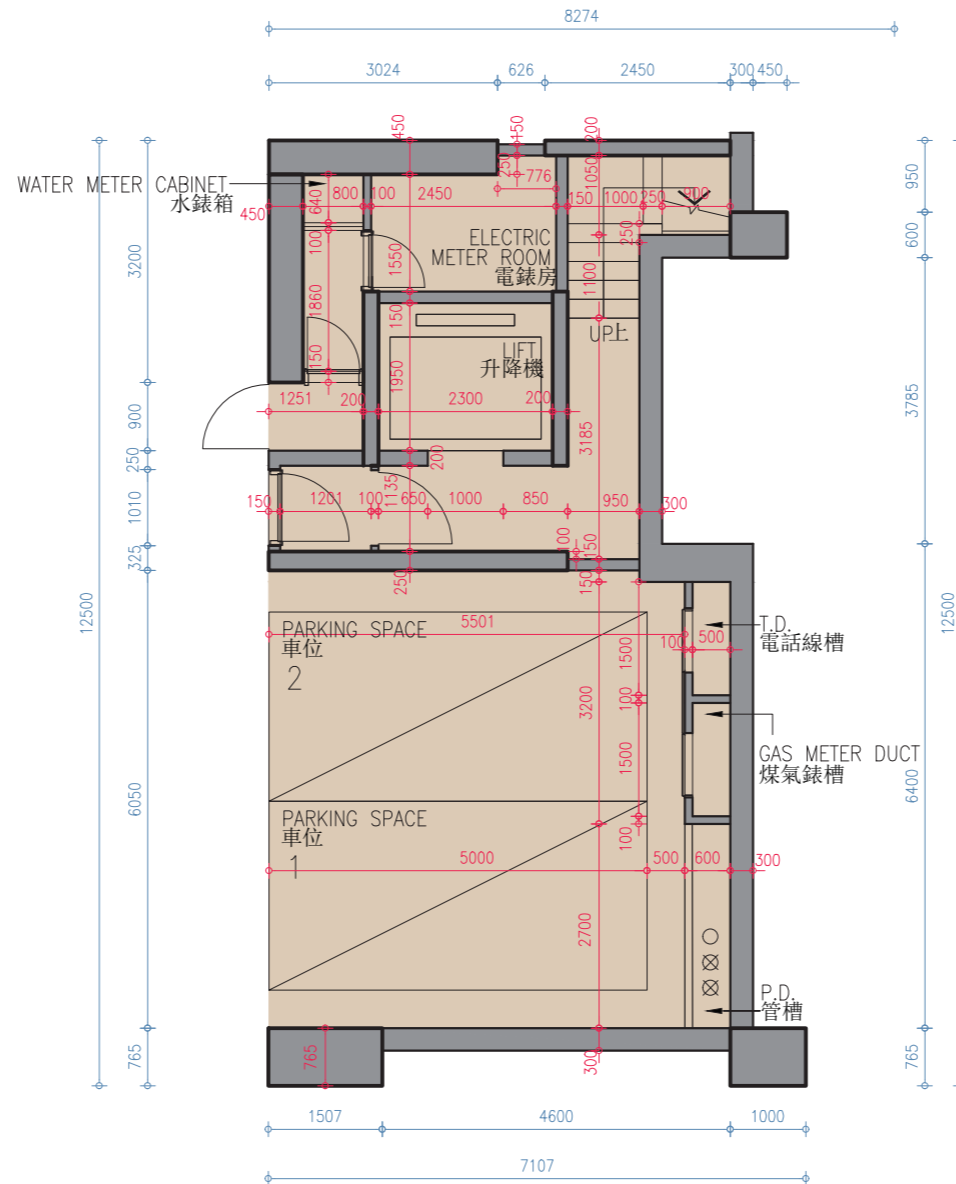
層與層之間的高度指該樓層之石屎地台面與上一層石屎地台面之高度距離。

Note applicable to this section:

Floor-to-floor height refer to the height between the top surface of the structural slab of the floor and the top surface of the structural slab of its immediate upper floor.

A/C PLANT ROOM	= 冷氣機房	Air Conditioner Plant Room
A/C PLATFORM	= 冷氣機平台	Air Conditioner Platform
BAL	= 露台	Balcony
BATH 1	= 浴室 1	Bathroom 1
BATH 2	= 浴室 2	Bathroom 2
BATH 3	= 浴室 3	Bathroom 3
BATH 4	= 浴室 4	Bathroom 4
BR 1	= 睡房 1	Bedroom 1
BR 2	= 睡房 2	Bedroom 2
BR 3	= 睡房 3	Bedroom 3
DINING	= 飯廳	Dining Room
DN	= 落	Down
FAMILY	= 起居室	Family Room
H.R.	= 消防喉轆	Hose Reel
LAV 1	= 洗手間 1	Lavatory 1
LAV 2	= 洗手間 2	Lavatory 2
LIVING	= 客廳	Living Room
MBR	= 主人睡房	Master Bedroom
M.BATH	= 主人浴室	Master Bathroom
P.D.	= 管槽	Pipe Duct
T.D.	= 電話線槽	Telephone Duct
UTILITY	= 工作間	Utility Room

1 號洋房停車場平面圖 HOUSE 1 CAR PARK FLOOR PLAN



備註：

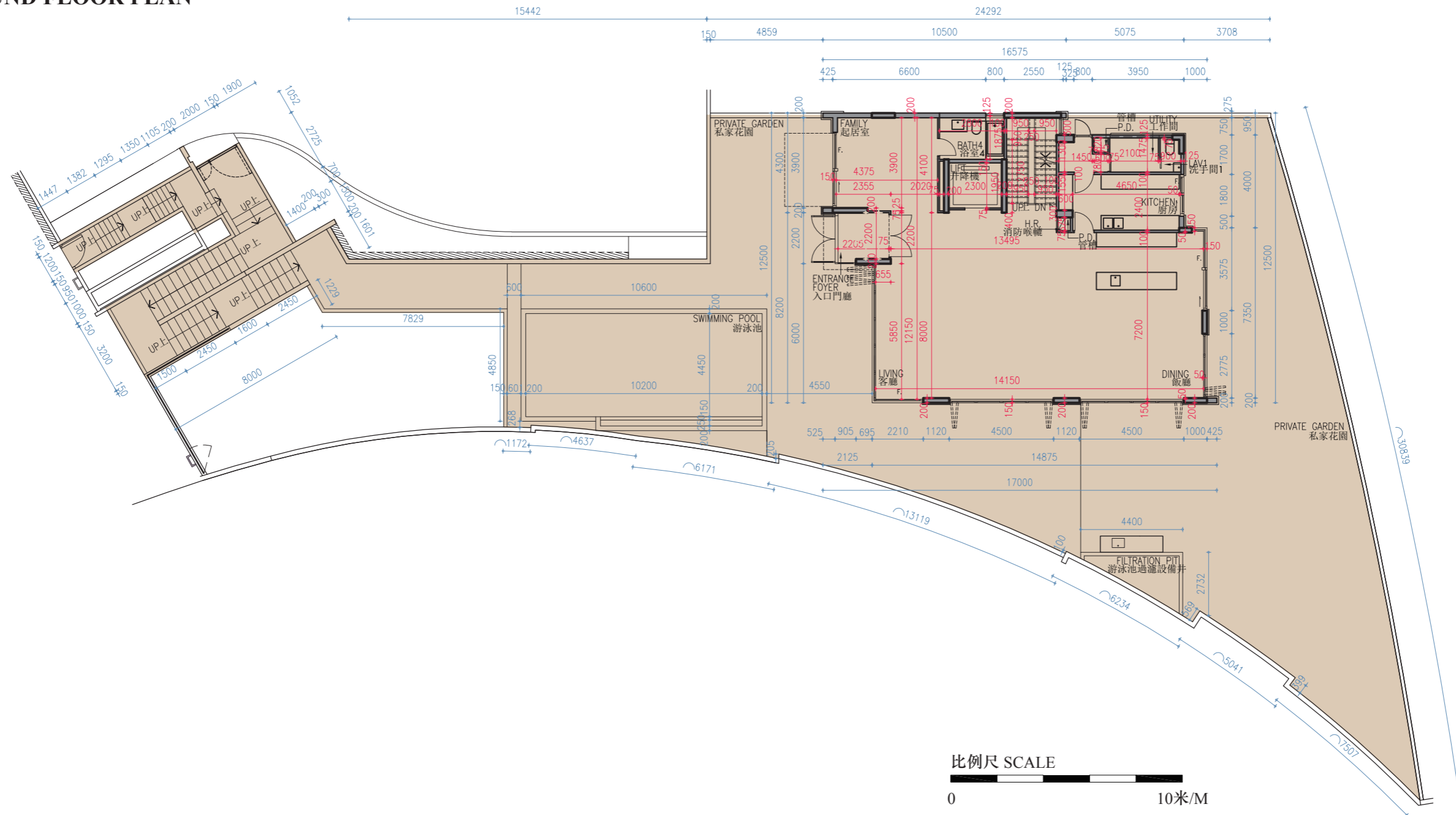
1. 因住宅物業的較高樓層的結構牆的厚度遞減，較高樓層的內部面積，一般比較低樓層的內部面積稍大。
2. 平面圖所列之數字以毫米標示之建築結構尺寸，並以 2016 年 8 月 31 日經屋宇署批准的建築圖則為基礎。
3. 以上平面圖中顯示之名詞及簡稱請參閱本售樓說明書第 20 頁。

Notes :

1. The internal areas of the residential properties on the upper floors will generally be slightly larger than those on the lower floors because of the reducing thickness of the structural walls on the upper floors.
2. The dimensions in the floor plans are all structural dimensions in millimeter which were prepared on the basis of General Building Plan approved by the Building Department on 31 August 2016.
3. Please refer to page 20 of this sales brochure for legend of the terms and abbreviation shown on the floor plan above.

1 號洋房 House 1	停車場 Carpark Floor
樓板 (不包括灰泥) 的厚度 (毫米) The thickness of the floors slab (excluding plaster) (mm)	175, 200, 250
層與層之間的高度 (毫米) The floor-to-floor height (mm)	3000, 3200

1 號洋房地下平面圖 HOUSE 1 GROUND FLOOR PLAN



備註：

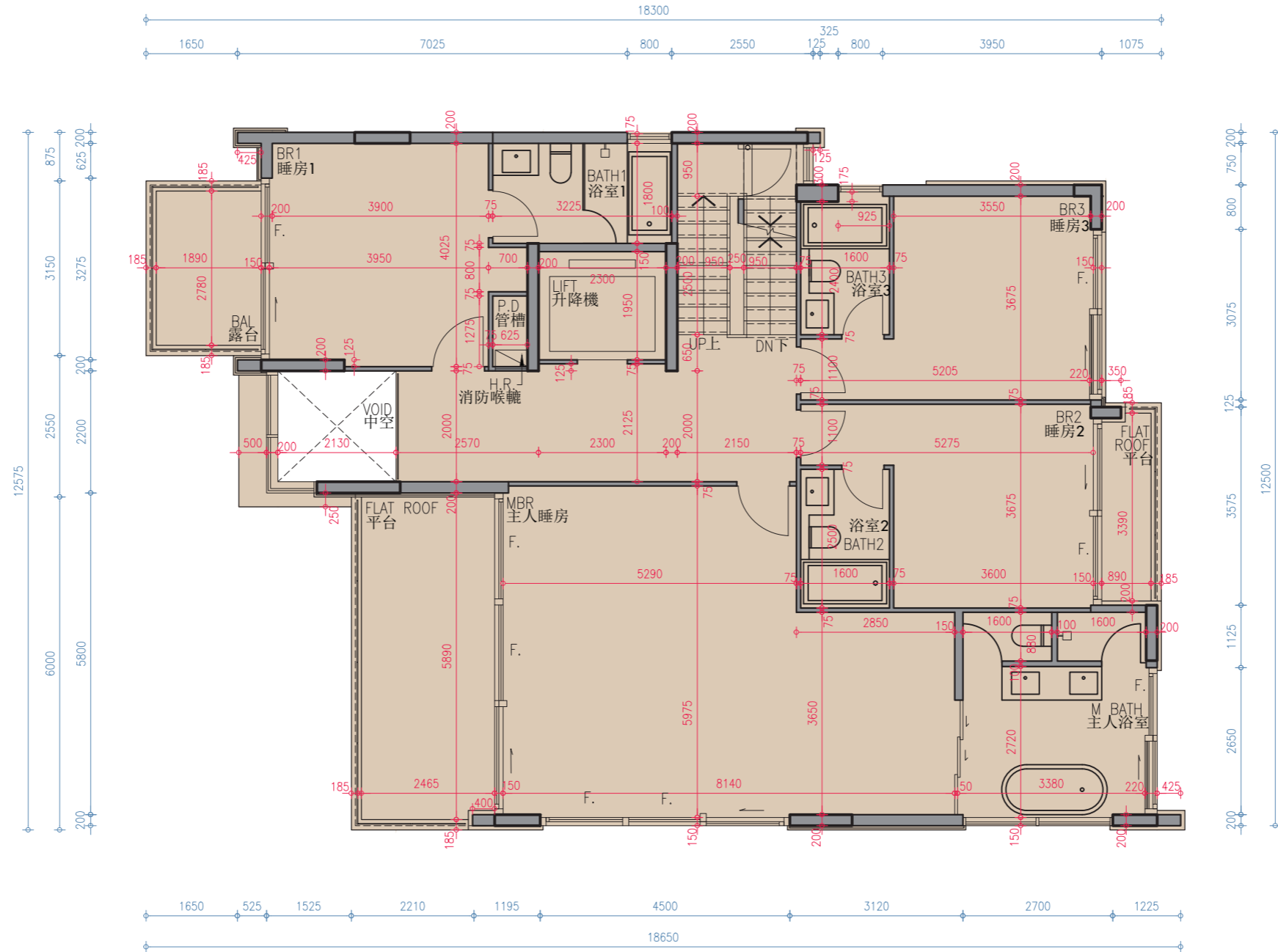
1. 因住宅物業的較高樓層的結構牆的厚度遞減，較高樓層的內部面積，一般比較低樓層的內部面積稍大。
2. 平面圖所列之數字以毫米標示之建築結構尺寸，並以 2016 年 10 月 18 日經屋宇署批准的建築圖則為基礎。
3. 以上平面圖中顯示之名詞及簡稱請參閱本售樓說明書第 20 頁。

Notes :

1. The internal areas of the residential properties on the upper floors will generally be slightly larger than those on the lower floors because of the reducing thickness of the structural walls on the upper floors.
2. The dimensions in the floor plans are all structural dimensions in millimeter which were prepared on the basis of General Building Plan approved by the Building Department on 18 October 2016.
3. Please refer to page 20 of this sales brochure for legend of the terms and abbreviation shown on the floor plan above.

1 號洋房 House 1	地下 Ground Floor
樓板 (不包括灰泥) 的厚度 (毫米) The thickness of the floors slab (excluding plaster) (mm)	150, 175, 200, 225
層與層之間的高度 (毫米) The floor-to-floor height (mm)	3850, 3900, 4000, 4100

1 號洋房 1 樓平面圖 HOUSE 1 FIRST FLOOR PLAN



比例尺 SCALE
0 5米/M

1 號洋房 House 1	1 樓 First Floor
樓板 (不包括灰泥) 的厚度 (毫米) The thickness of the floors slab (excluding plaster) (mm)	150, 175, 200
層與層之間的高度 (毫米) The floor-to-floor height (mm)	2650, 3200, 3300

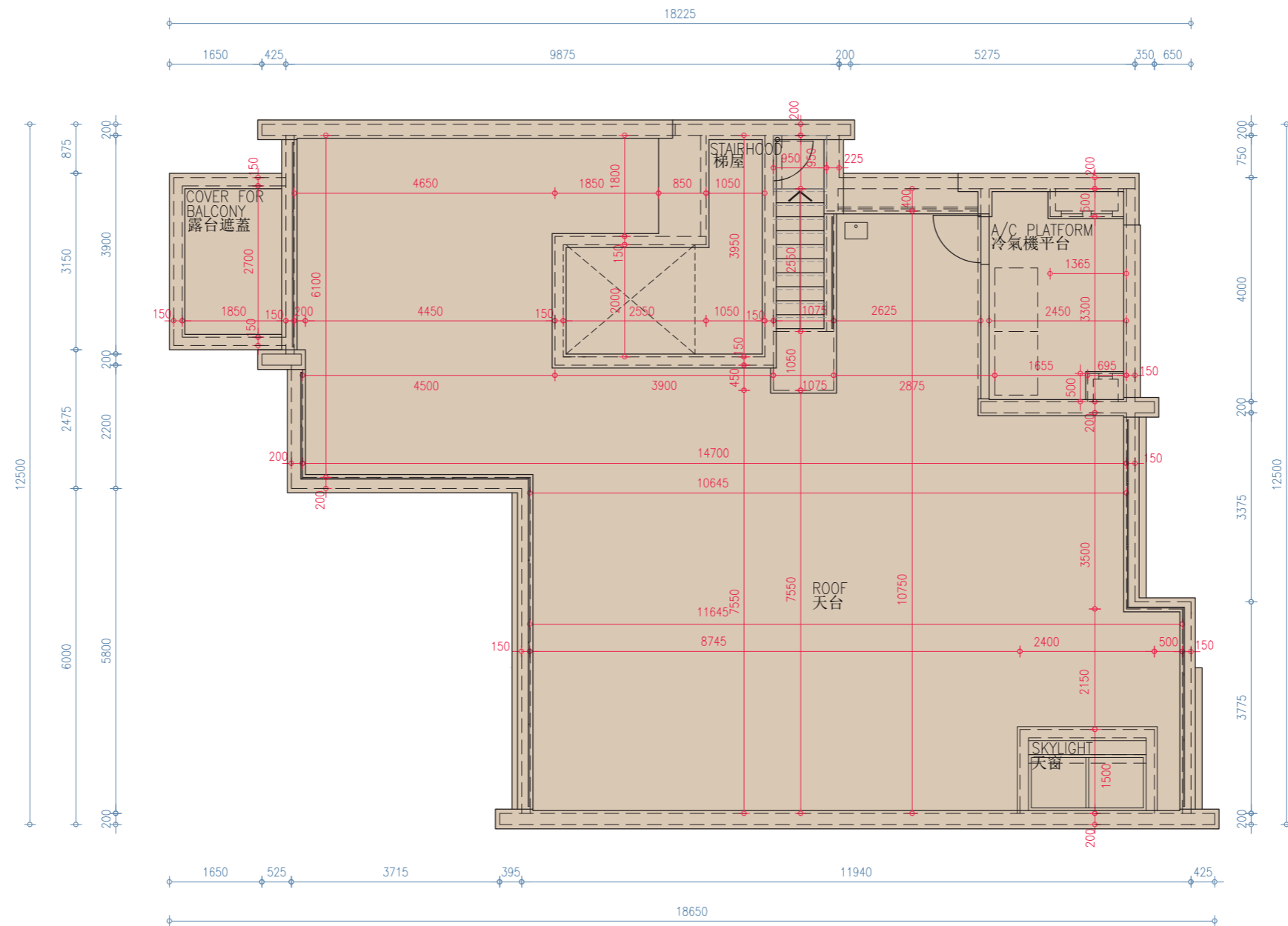
備註：

1. 因住宅物業的較高樓層的結構牆的厚度遞減，較高樓層的內部面積，一般比較低樓層的內部面積稍大。
2. 平面圖所列之數字以毫米標示之建築結構尺寸，並以 2016 年 10 月 18 日經屋宇署批准的建築圖則為基礎。
3. 以上平面圖中顯示之名詞及簡稱請參閱本售樓說明書第 20 頁。

Notes:

1. The internal areas of the residential properties on the upper floors will generally be slightly larger than those on the lower floors because of the reducing thickness of the structural walls on the upper floors.
2. The dimensions in the floor plans are all structural dimensions in millimeter which were prepared on the basis of General Building Plan approved by the Building Department on 18 October 2016.
3. Please refer to page 20 of this sales brochure for legend of the terms and abbreviation shown on the floor plan above.

1 號洋房天台平面圖 HOUSE 1 ROOF FLOOR PLAN



比例尺 SCALE

0 5米/M

備註：

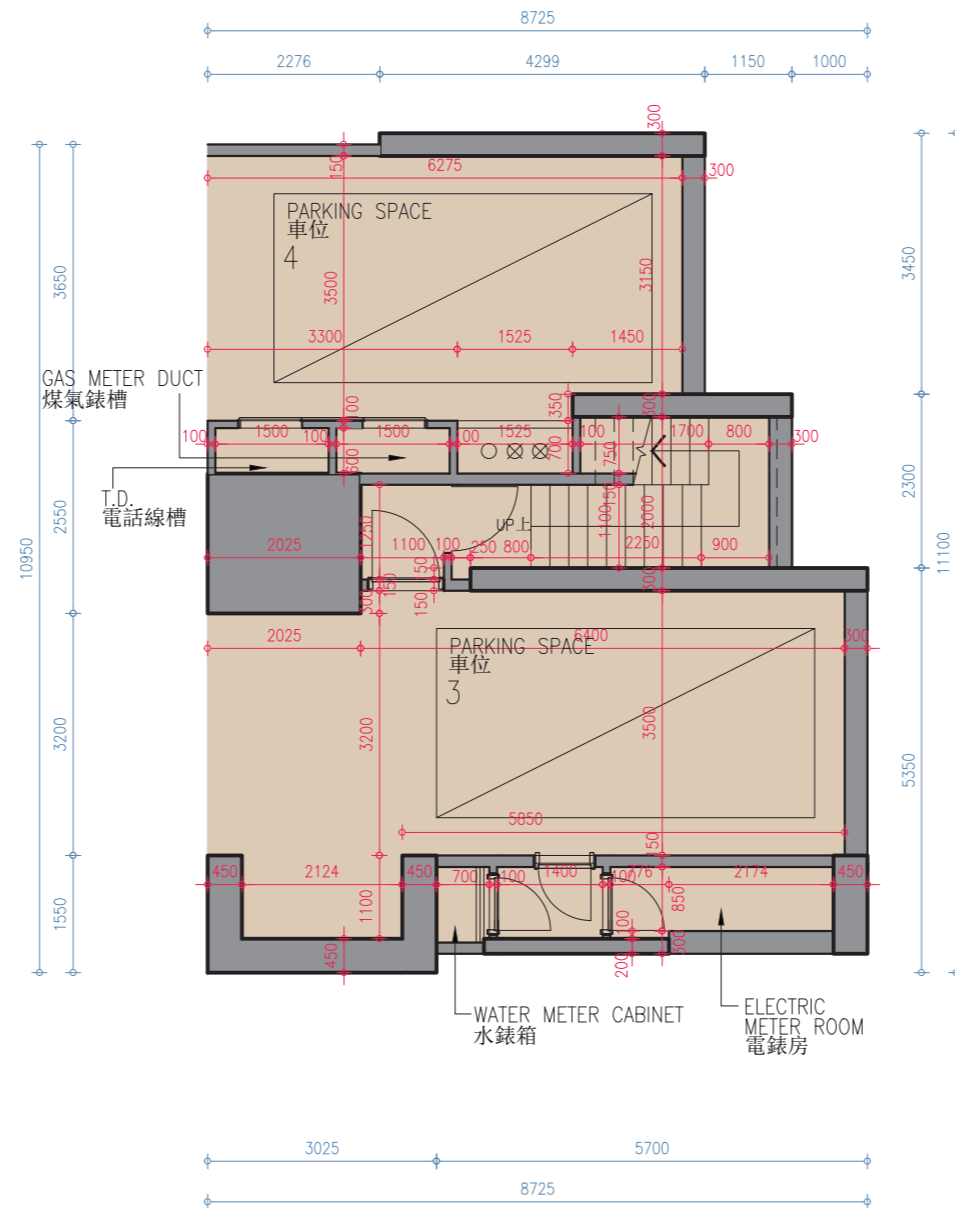
1. 因住宅物業的較高樓層的結構牆的厚度遞減，較高樓層的內部面積，一般比較低樓層的內部面積稍大。
2. 平面圖所列之數字以毫米標示之建築結構尺寸，並以 2016 年 10 月 18 日經屋宇署批准的建築圖則為基礎。
3. 以上平面圖中顯示之名詞及簡稱請參閱本售樓說明書第 20 頁。

Notes :

1. The internal areas of the residential properties on the upper floors will generally be slightly larger than those on the lower floors because of the reducing thickness of the structural walls on the upper floors.
2. The dimensions in the floor plans are all structural dimensions in millimeter which were prepared on the basis of General Building Plan approved by the Building Department on 18 October 2016.
3. Please refer to page 20 of this sales brochure for legend of the terms and abbreviation shown on the floor plan above.

1 號洋房 House 1	天台 Roof
樓板 (不包括灰泥) 的厚度 (毫米) The thickness of the floors slab (excluding plaster) (mm)	不適用 N/A
層與層之間的高度 (毫米) The floor-to-floor height (mm)	不適用 N/A

2 號洋房停車場平面圖 HOUSE 2 CAR PARK FLOOR PLAN



2 號洋房 House 2	停車場 Carpark Floor
樓板 (不包括灰泥) 的厚度 (毫米) The thickness of the floors slab (excluding plaster) (mm)	175, 200, 225
層與層之間的高度 (毫米) The floor-to-floor height (mm)	3000, 3200

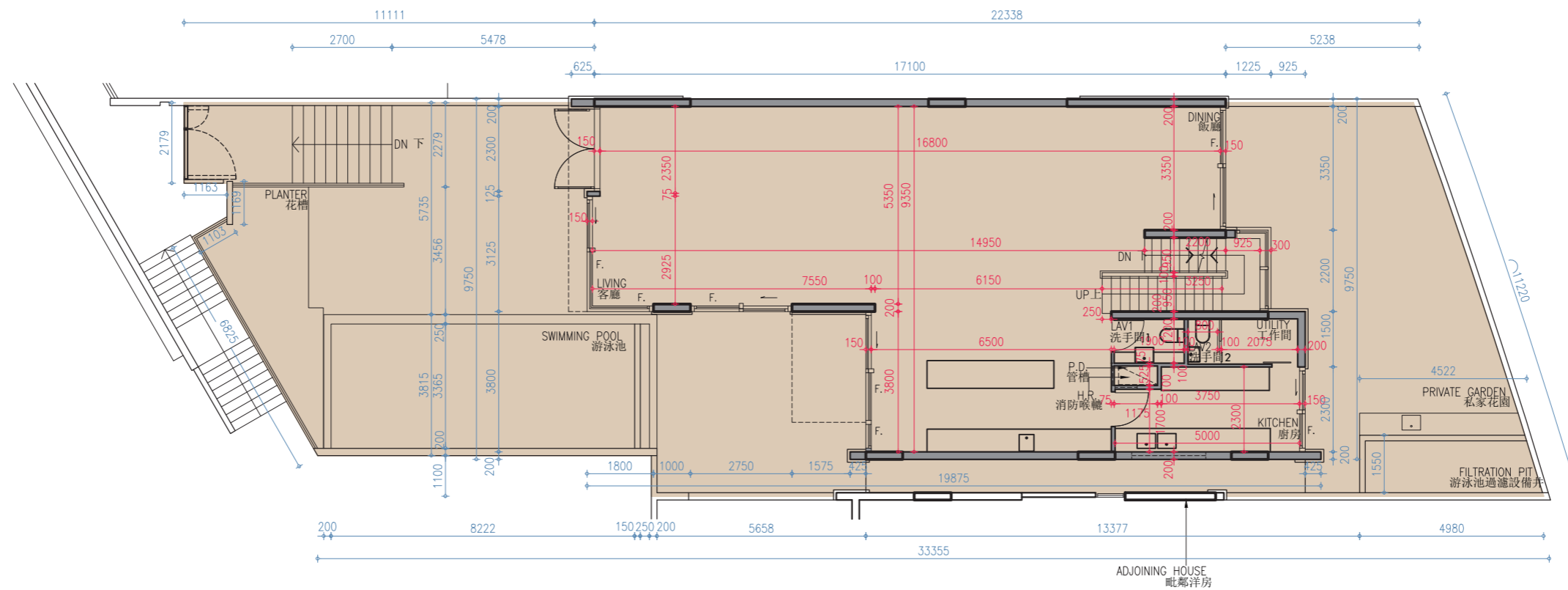
備註：

1. 因住宅物業的較高樓層的結構牆的厚度遞減，較高樓層的內部面積，一般比較低樓層的內部面積稍大。
2. 平面圖所列之數字以毫米標示之建築結構尺寸，並以 2016 年 8 月 31 日經屋宇署批准的建築圖則為基礎。
3. 以上平面圖中顯示之名詞及簡稱請參閱本售樓說明書第 20 頁。

Notes :

1. The internal areas of the residential properties on the upper floors will generally be slightly larger than those on the lower floors because of the reducing thickness of the structural walls on the upper floors.
2. The dimensions in the floor plans are all structural dimensions in millimeter which were prepared on the basis of General Building Plan approved by the Building Department on 31 August 2016.
3. Please refer to page 20 of this sales brochure for legend of the terms and abbreviation shown on the floor plan above.

2 號洋房地下平面圖 HOUSE 2 GROUND FLOOR PLAN



比例尺 SCALE



備註：

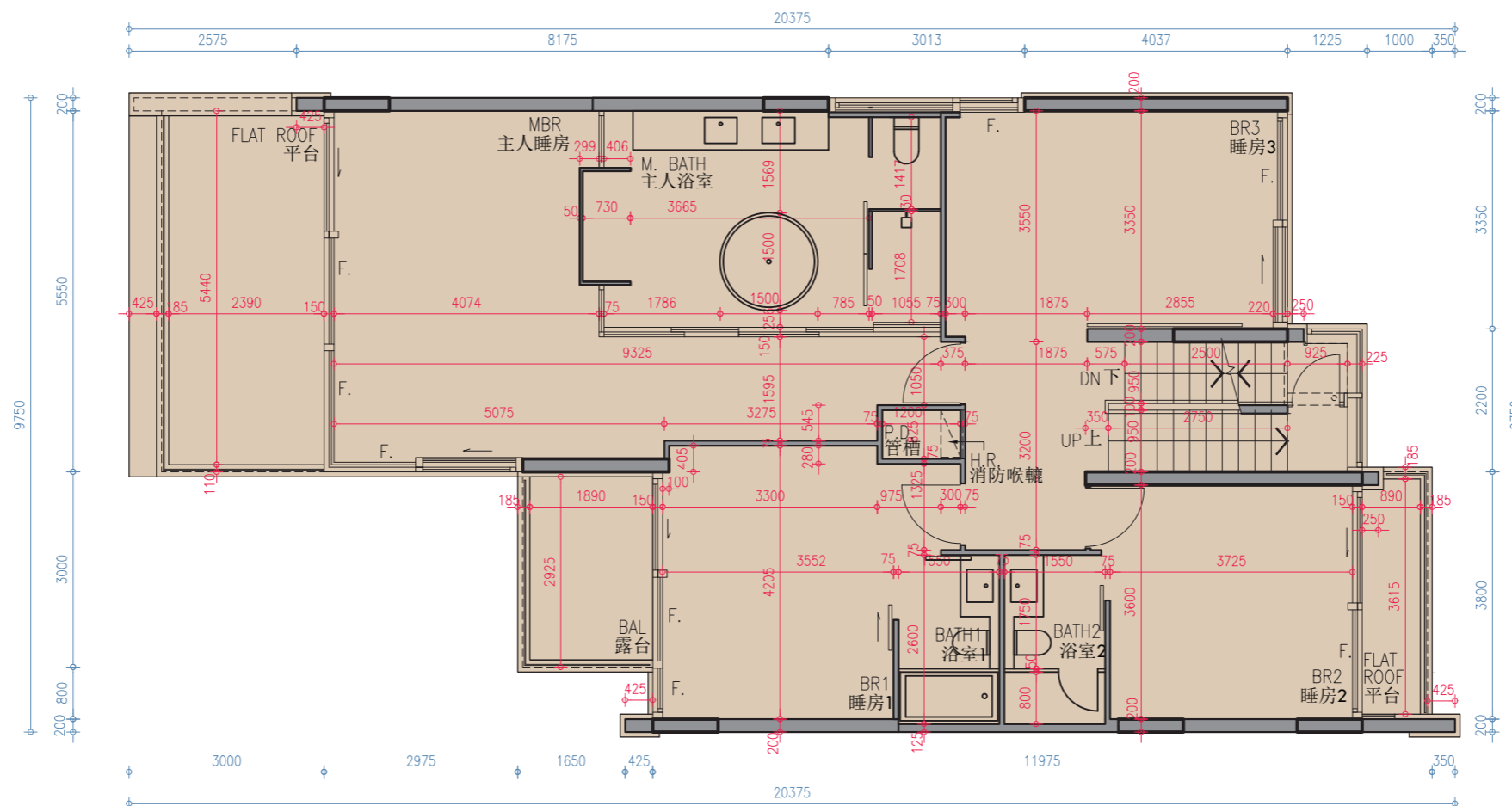
1. 因住宅物業的較高樓層的結構牆的厚度遞減，較高樓層的內部面積，一般比較低樓層的內部面積稍大。
2. 平面圖所列之數字以毫米標示之建築結構尺寸，並以 2016 年 10 月 18 日經屋宇署批准的建築圖則為基礎。
3. 以上平面圖中顯示之名詞及簡稱請參閱本售樓說明書第 20 頁。

Notes :

1. The internal areas of the residential properties on the upper floors will generally be slightly larger than those on the lower floors because of the reducing thickness of the structural walls on the upper floors.
2. The dimensions in the floor plans are all structural dimensions in millimeter which were prepared on the basis of General Building Plan approved by the Building Department on 18 October 2016.
3. Please refer to page 20 of this sales brochure for legend of the terms and abbreviation shown on the floor plan above.

2 號洋房 House 2	地下 Ground Floor
樓板 (不包括灰泥) 的厚度 (毫米) The thickness of the floors slab (excluding plaster) (mm)	150, 175, 200
層與層之間的高度 (毫米) The floor-to-floor height (mm)	3850, 3900, 4000, 4100

2 號洋房 1 樓平面圖 HOUSE 2 FIRST FLOOR PLAN



比例尺 SCALE
0 5米/M

2 號洋房 House 2	1 樓 First Floor
樓板 (不包括灰泥) 的厚度 (毫米) The thickness of the floors slab (excluding plaster) (mm)	150, 175, 225
層與層之間的高度 (毫米) The floor-to-floor height (mm)	2650, 3200, 3300

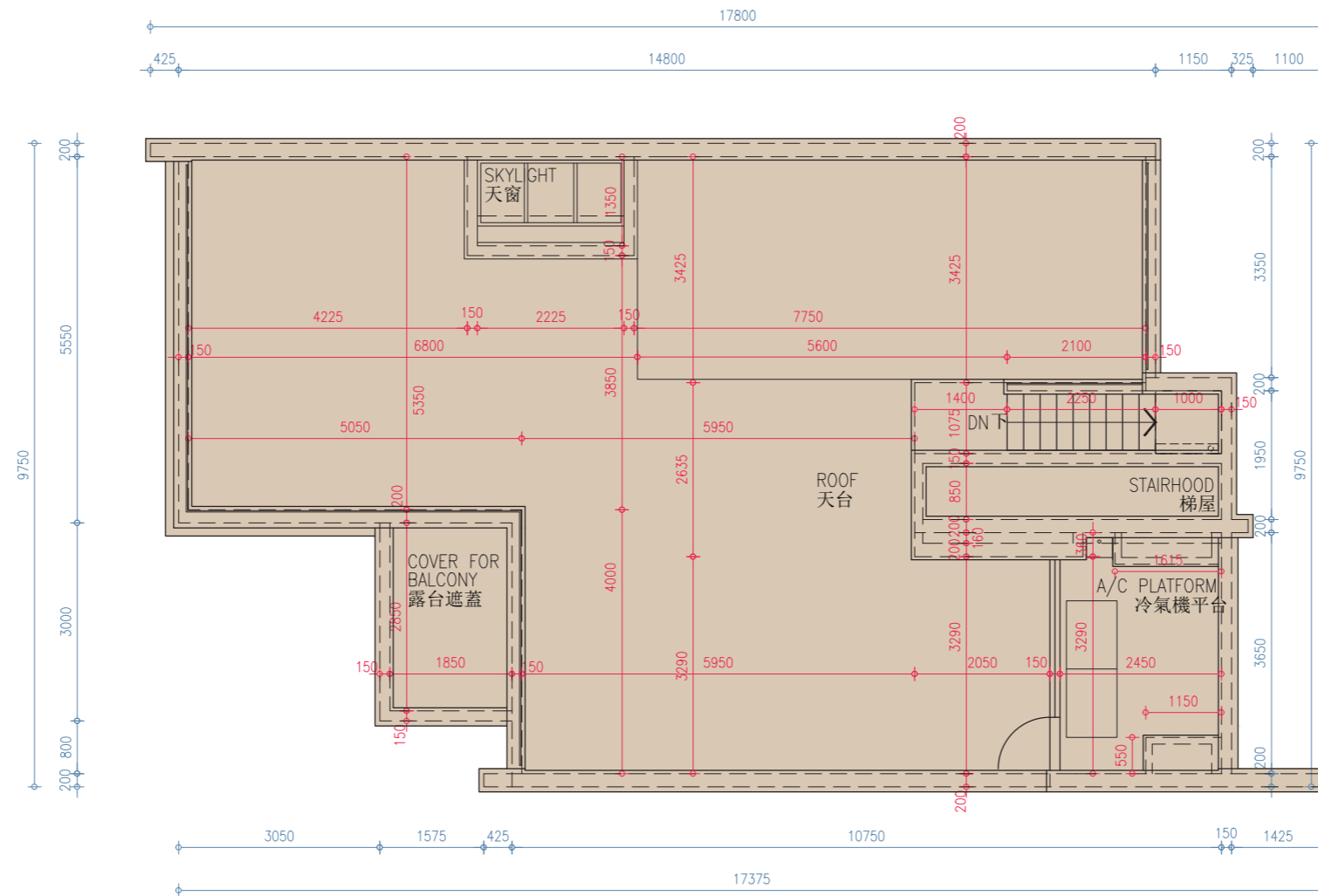
備註：

1. 因住宅物業的較高樓層的結構牆的厚度遞減，較高樓層的內部面積，一般比較低樓層的內部面積稍大。
2. 平面圖所列之數字以毫米標示之建築結構尺寸，並以 2016 年 10 月 18 日經屋宇署批准的建築圖則為基礎。
3. 以上平面圖中顯示之名詞及簡稱請參閱本售樓說明書第 20 頁。

Notes :

1. The internal areas of the residential properties on the upper floors will generally be slightly larger than those on the lower floors because of the reducing thickness of the structural walls on the upper floors.
2. The dimensions in the floor plans are all structural dimensions in millimeter which were prepared on the basis of General Building Plan approved by the Building Department on 18 October 2016.
3. Please refer to page 20 of this sales brochure for legend of the terms and abbreviation shown on the floor plan above.

2 號洋房天台平面圖 HOUSE 2 ROOF FLOOR PLAN



比例尺 SCALE
0 5米/M

2 號洋房 House 2	天台 Roof
樓板 (不包括灰泥) 的厚度 (毫米) The thickness of the floors slab (excluding plaster) (mm)	不適用 N/A
層與層之間的高度 (毫米) The floor-to-floor height (mm)	不適用 N/A

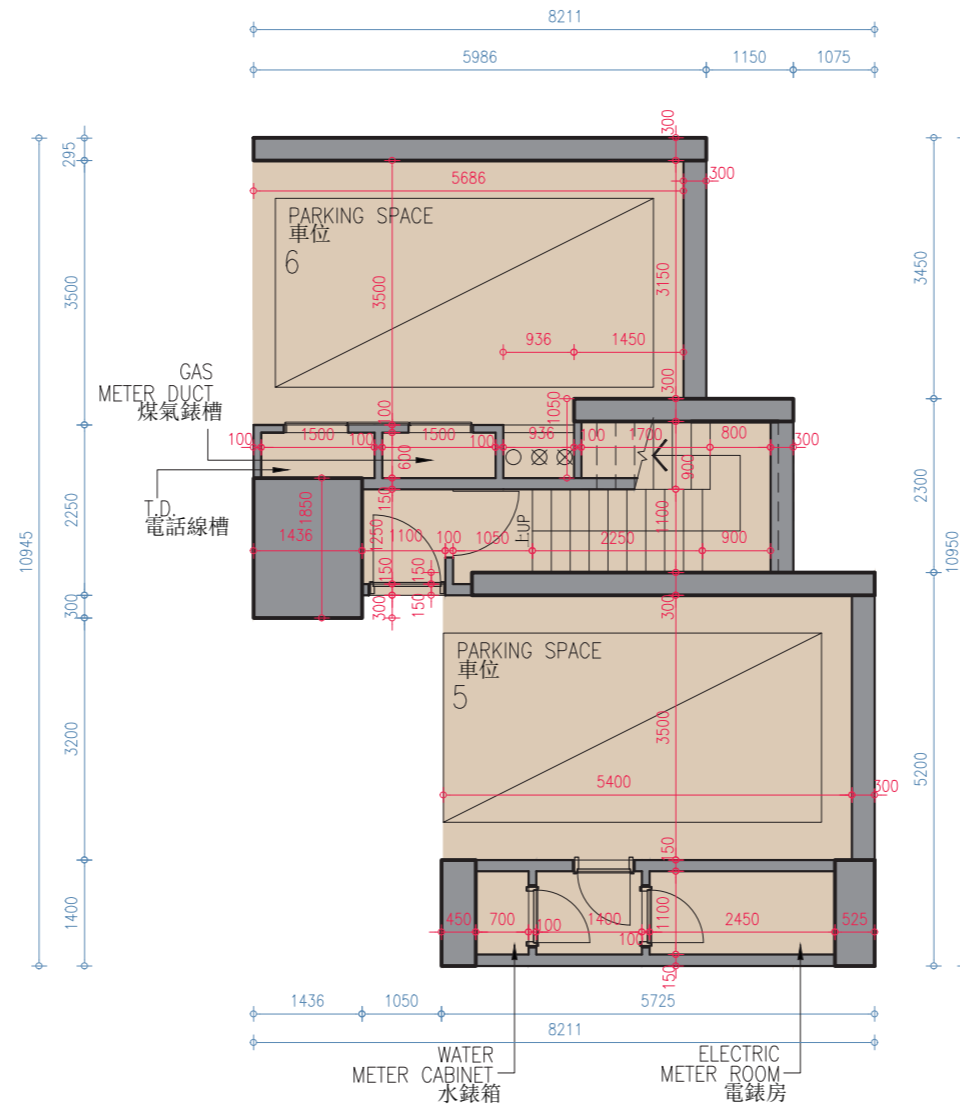
備註：

1. 因住宅物業的較高樓層的結構牆的厚度遞減，較高樓層的內部面積，一般比較低樓層的內部面積稍大。
2. 平面圖所列之數字以毫米標示之建築結構尺寸，並以 2016 年 10 月 18 日經屋宇署批准的建築圖則為基礎。
3. 以上平面圖中顯示之名詞及簡稱請參閱本售樓說明書第 20 頁。

Notes :

1. The internal areas of the residential properties on the upper floors will generally be slightly larger than those on the lower floors because of the reducing thickness of the structural walls on the upper floors.
2. The dimensions in the floor plans are all structural dimensions in millimeter which were prepared on the basis of General Building Plan approved by the Building Department on 18 October 2016.
3. Please refer to page 20 of this sales brochure for legend of the terms and abbreviation shown on the floor plan above.

3 號洋房停車場平面圖 HOUSE 3 CAR PARK FLOOR PLAN



備註：

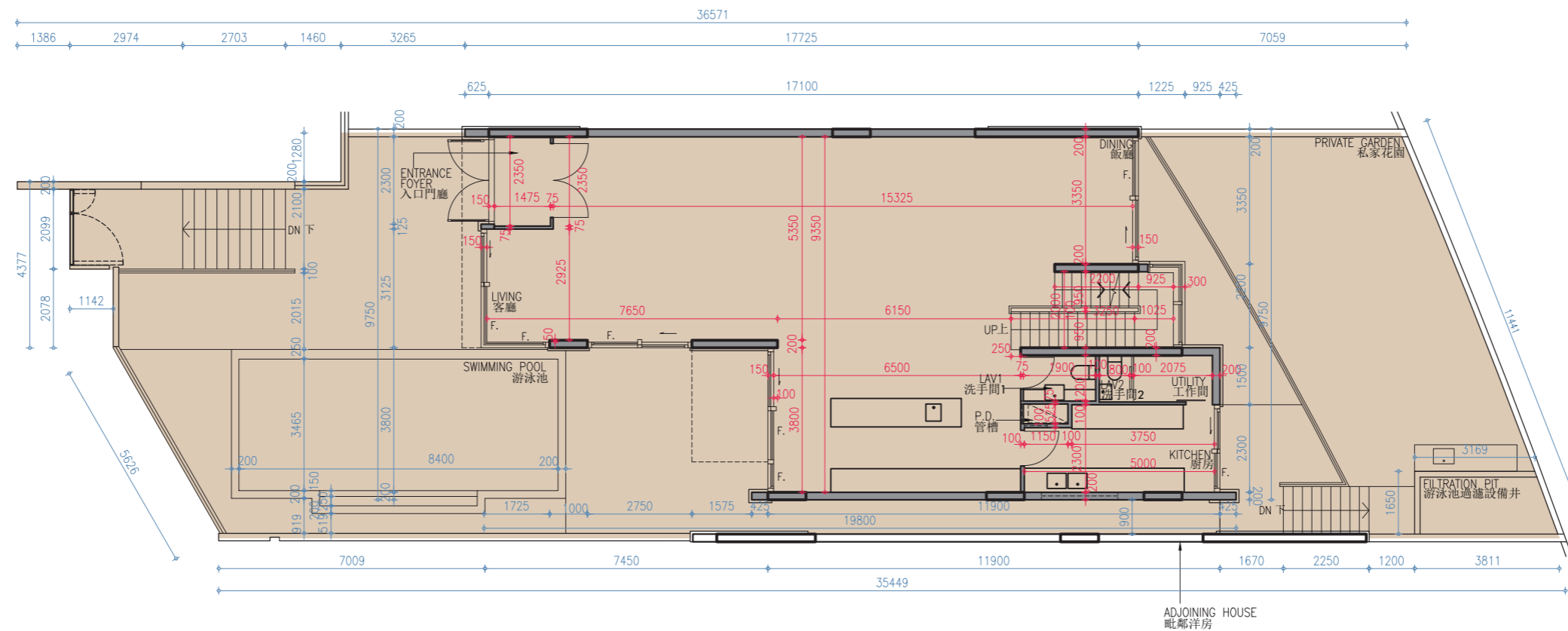
1. 因住宅物業的較高樓層的結構牆的厚度遞減，較高樓層的內部面積，一般比較低樓層的內部面積稍大。
2. 平面圖所列之數字以毫米標示之建築結構尺寸，並以 2016 年 8 月 31 日經屋宇署批准的建築圖則為基礎。
3. 以上平面圖中顯示之名詞及簡稱請參閱本售樓說明書第 20 頁。

Notes :

1. The internal areas of the residential properties on the upper floors will generally be slightly larger than those on the lower floors because of the reducing thickness of the structural walls on the upper floors.
2. The dimensions in the floor plans are all structural dimensions in millimeter which were prepared on the basis of General Building Plan approved by the Building Department on 31 August 2016.
3. Please refer to page 20 of this sales brochure for legend of the terms and abbreviation shown on the floor plan above.

3 號洋房 House 3	停車場 Carpark Floor
樓板 (不包括灰泥) 的厚度 (毫米) The thickness of the floors slab (excluding plaster) (mm)	175, 200, 225
層與層之間的高度 (毫米) The floor-to-floor height (mm)	3000, 3200

3 號洋房地下平面圖 HOUSE 3 GROUND FLOOR PLAN



比例尺 SCALE



備註：

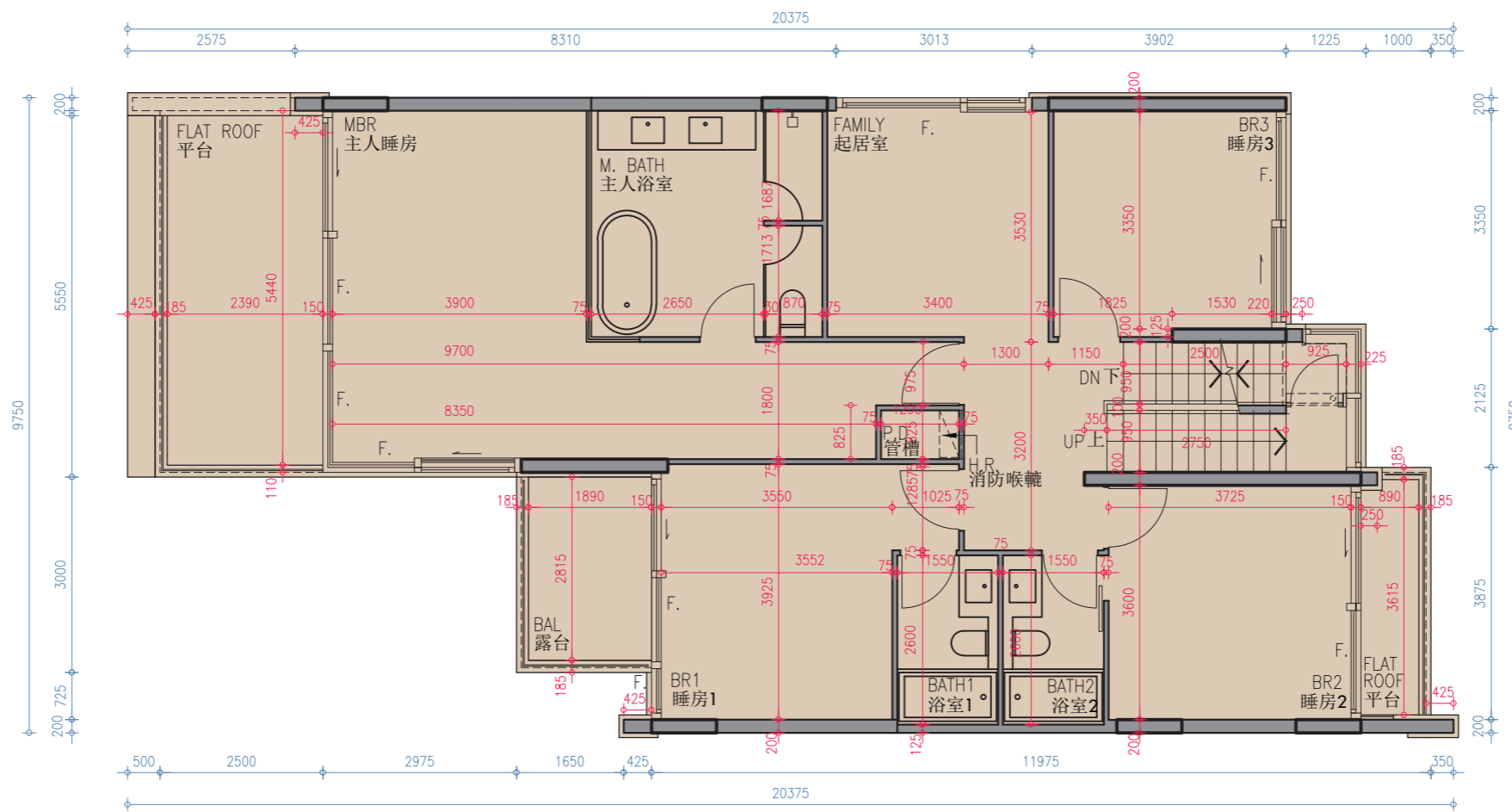
1. 因住宅物業的較高樓層的結構牆的厚度遞減，較高樓層的內部面積，一般比較低樓層的內部面積稍大。
2. 平面圖所列之數字以毫米標示之建築結構尺寸，並以 2016 年 10 月 18 日經屋宇署批准的建築圖則為基礎。
3. 以上平面圖中顯示之名詞及簡稱請參閱本售樓說明書第 20 頁。

Notes：

1. The internal areas of the residential properties on the upper floors will generally be slightly larger than those on the lower floors because of the reducing thickness of the structural walls on the upper floors.
2. The dimensions in the floor plans are all structural dimensions in millimeter which were prepared on the basis of General Building Plan approved by the Building Department on 18 October 2016.
3. Please refer to page 20 of this sales brochure for legend of the terms and abbreviation shown on the floor plan above.

3 號洋房 House 3	地下 Ground Floor
樓板 (不包括灰泥) 的厚度 (毫米) The thickness of the floors slab (excluding plaster) (mm)	150, 175, 200
層與層之間的高度 (毫米) The floor-to-floor height (mm)	3850, 3900, 4000, 4100

3 號洋房 1 樓平面圖 HOUSE 3 FIRST FLOOR PLAN



比例尺 SCALE
0 5米/M

3 號洋房 House 3	1 樓 First Floor
樓板 (不包括灰泥) 的厚度 (毫米) The thickness of the floors slab (excluding plaster) (mm)	150, 175, 225
層與層之間的高度 (毫米) The floor-to-floor height (mm)	2650, 3200, 3300

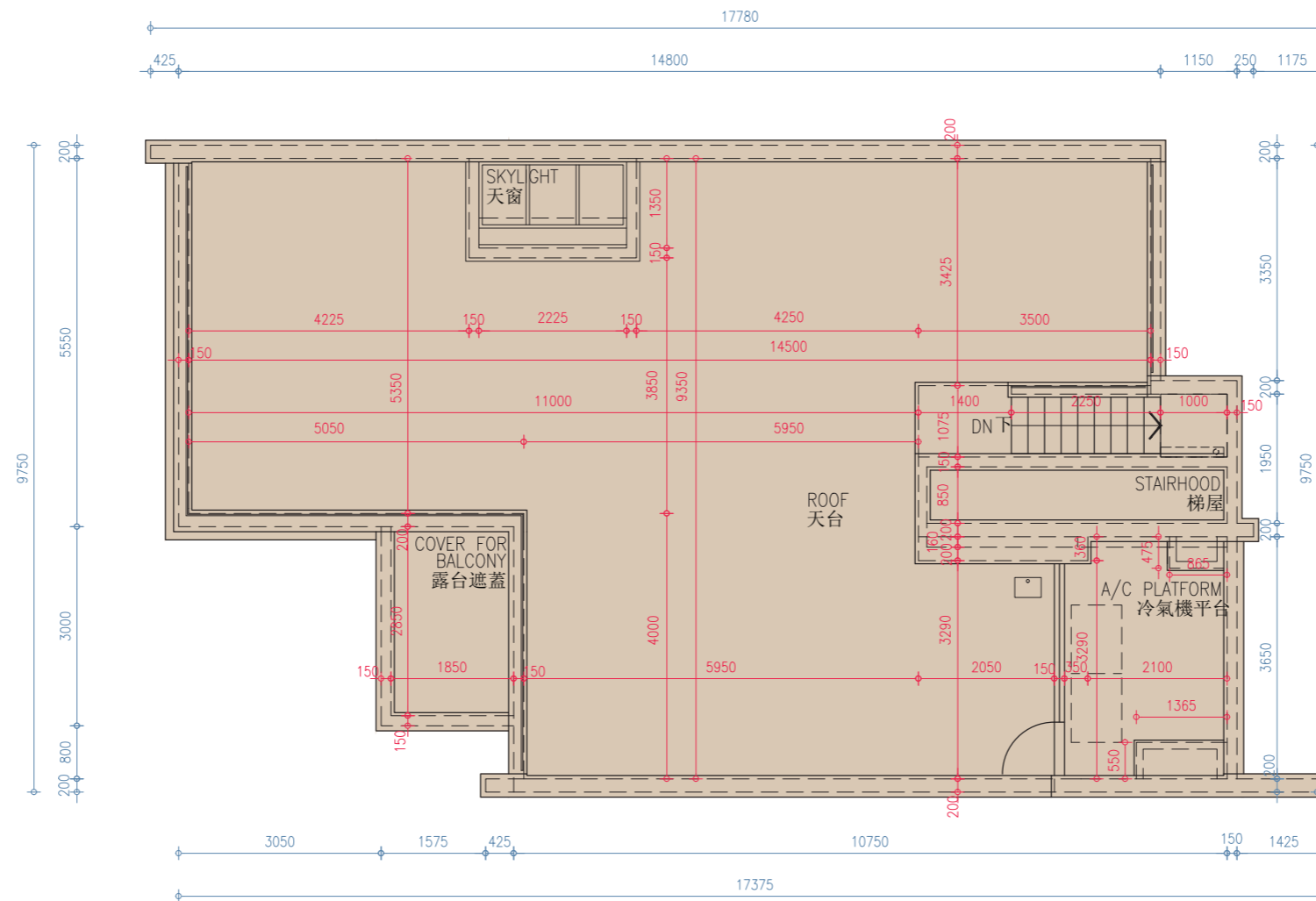
備註：

1. 因住宅物業的較高樓層的結構牆的厚度遞減，較高樓層的內部面積，一般比較低樓層的內部面積稍大。
2. 平面圖所列之數字以毫米標示之建築結構尺寸，並以 2016 年 10 月 18 日經屋宇署批准的建築圖則為基礎。
3. 以上平面圖中顯示之名詞及簡稱請參閱本售樓說明書第 20 頁。

Notes :

1. The internal areas of the residential properties on the upper floors will generally be slightly larger than those on the lower floors because of the reducing thickness of the structural walls on the upper floors.
2. The dimensions in the floor plans are all structural dimensions in millimeter which were prepared on the basis of General Building Plan approved by the Building Department on 18 October 2016.
3. Please refer to page 20 of this sales brochure for legend of the terms and abbreviation shown on the floor plan above.

3 號洋房天台平面圖 HOUSE 3 ROOF FLOOR PLAN



比例尺 SCALE
0 5米/M

3 號洋房 House 3	天台 Roof
樓板 (不包括灰泥) 的厚度 (毫米) The thickness of the floors slab (excluding plaster) (mm)	不適用 N/A
層與層之間的高度 (毫米) The floor-to-floor height (mm)	不適用 N/A

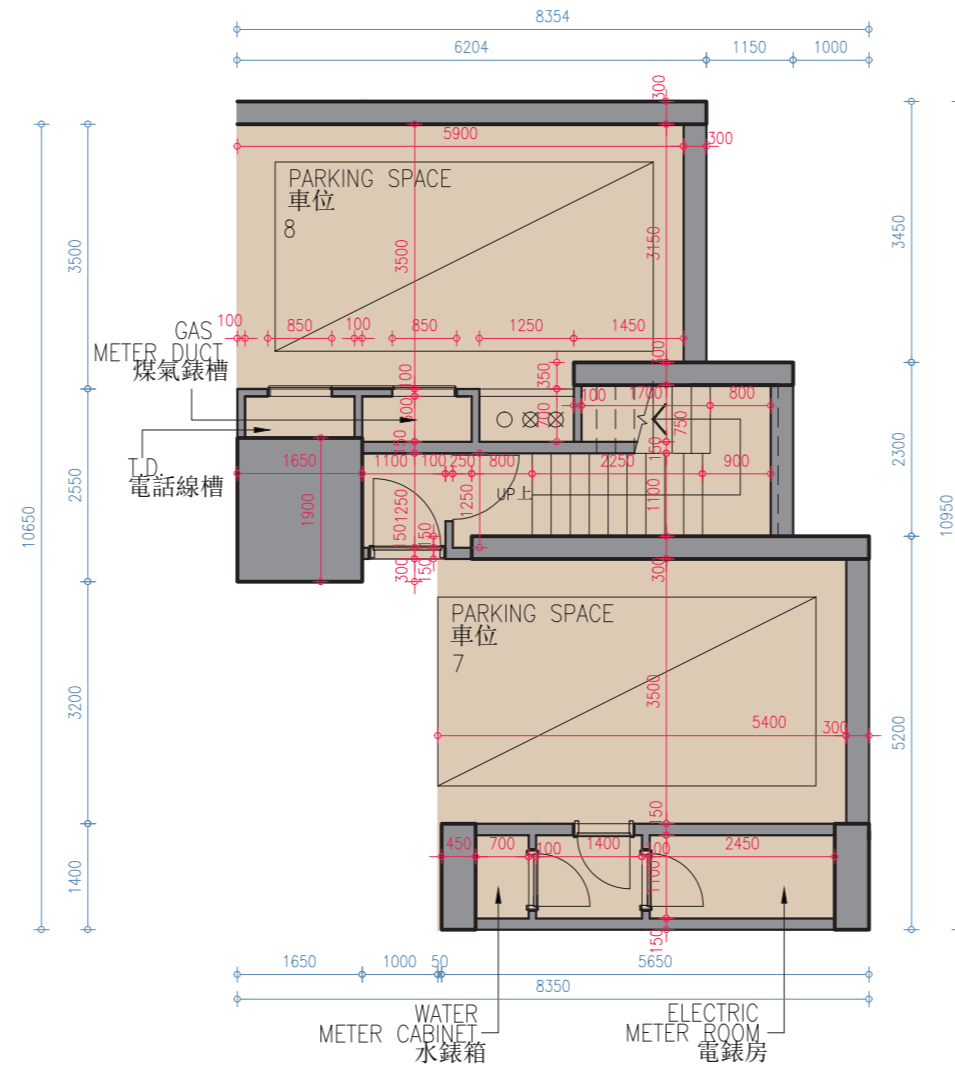
備註：

1. 因住宅物業的較高樓層的結構牆的厚度遞減，較高樓層的內部面積，一般比較低樓層的內部面積稍大。
2. 平面圖所列之數字以毫米標示之建築結構尺寸，並以 2016 年 10 月 18 日經屋宇署批准的建築圖則為基礎。
3. 以上平面圖中顯示之名詞及簡稱請參閱本售樓說明書第 20 頁。

Notes :

1. The internal areas of the residential properties on the upper floors will generally be slightly larger than those on the lower floors because of the reducing thickness of the structural walls on the upper floors.
2. The dimensions in the floor plans are all structural dimensions in millimeter which were prepared on the basis of General Building Plan approved by the Building Department on 18 October 2016.
3. Please refer to page 20 of this sales brochure for legend of the terms and abbreviation shown on the floor plan above.

5 號洋房停車場平面圖 HOUSE 5 CAR PARK FLOOR PLAN



備註：

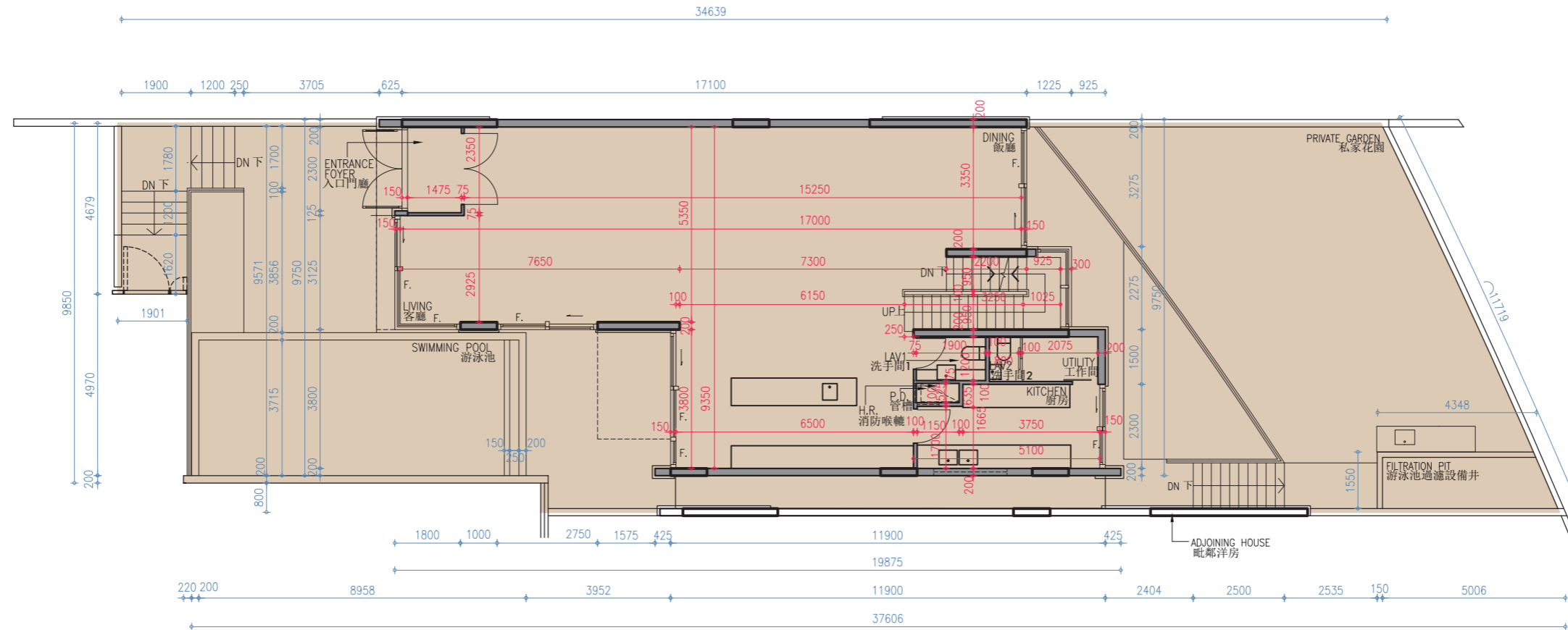
1. 因住宅物業的較高樓層的結構牆的厚度遞減，較高樓層的內部面積，一般比較低樓層的內部面積稍大。
2. 平面圖所列之數字以毫米標示之建築結構尺寸，並以 2016 年 8 月 31 日經屋宇署批准的建築圖則為基礎。
3. 以上平面圖中顯示之名詞及簡稱請參閱本售樓說明書第 20 頁。

Notes :

1. The internal areas of the residential properties on the upper floors will generally be slightly larger than those on the lower floors because of the reducing thickness of the structural walls on the upper floors.
2. The dimensions in the floor plans are all structural dimensions in millimeter which were prepared on the basis of General Building Plan approved by the Building Department on 31 August 2016.
3. Please refer to page 20 of this sales brochure for legend of the terms and abbreviation shown on the floor plan above.

5 號洋房 House 5	停車場 Carpark Floor
樓板 (不包括灰泥) 的厚度 (毫米) The thickness of the floors slab (excluding plaster) (mm)	175, 200, 225
層與層之間的高度 (毫米) The floor-to-floor height (mm)	3000, 3200

5 號洋房地下平面圖 HOUSE 5 GROUND FLOOR PLAN



比例尺 SCALE



5 號洋房 House 5	地下 Ground Floor
樓板 (不包括灰泥) 的厚度 (毫米) The thickness of the floors slab (excluding plaster) (mm)	150, 175, 200
層與層之間的高度 (毫米) The floor-to-floor height (mm)	3850, 3900, 4000, 4100

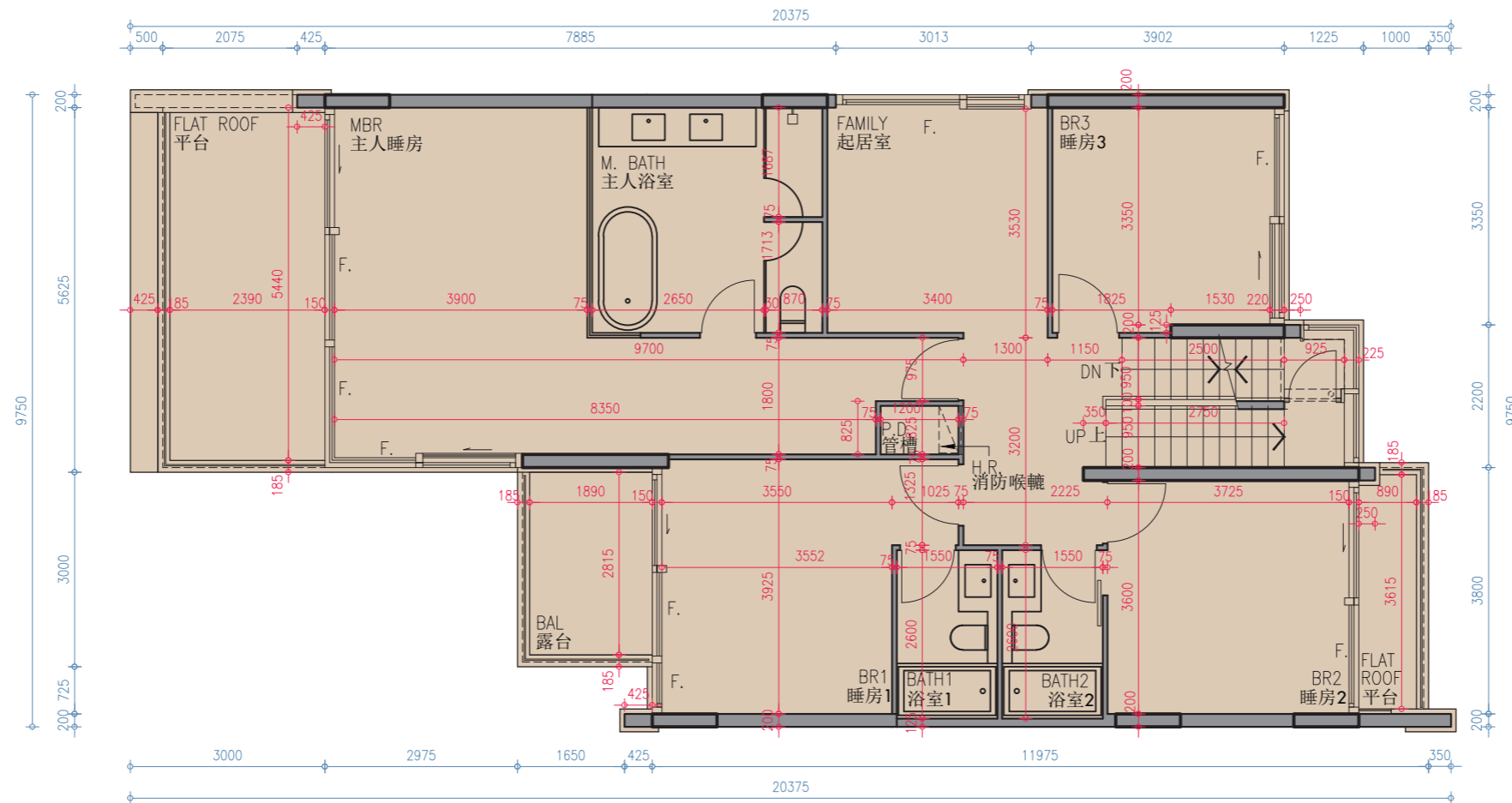
備註：

1. 因住宅物業的較高樓層的結構牆的厚度遞減，較高樓層的內部面積，一般比較低樓層的內部面積稍大。
2. 平面圖所列之數字以毫米標示之建築結構尺寸，並以 2016 年 10 月 18 日經屋宇署批准的建築圖則為基礎。
3. 以上平面圖中顯示之名詞及簡稱請參閱本售樓說明書第 20 頁。

Notes :

1. The internal areas of the residential properties on the upper floors will generally be slightly larger than those on the lower floors because of the reducing thickness of the structural walls on the upper floors.
2. The dimensions in the floor plans are all structural dimensions in millimeter which were prepared on the basis of General Building Plan approved by the Building Department on 18 October 2016.
3. Please refer to page 20 of this sales brochure for legend of the terms and abbreviation shown on the floor plan above.

5 號洋房 1 樓平面圖 HOUSE 5 FIRST FLOOR PLAN



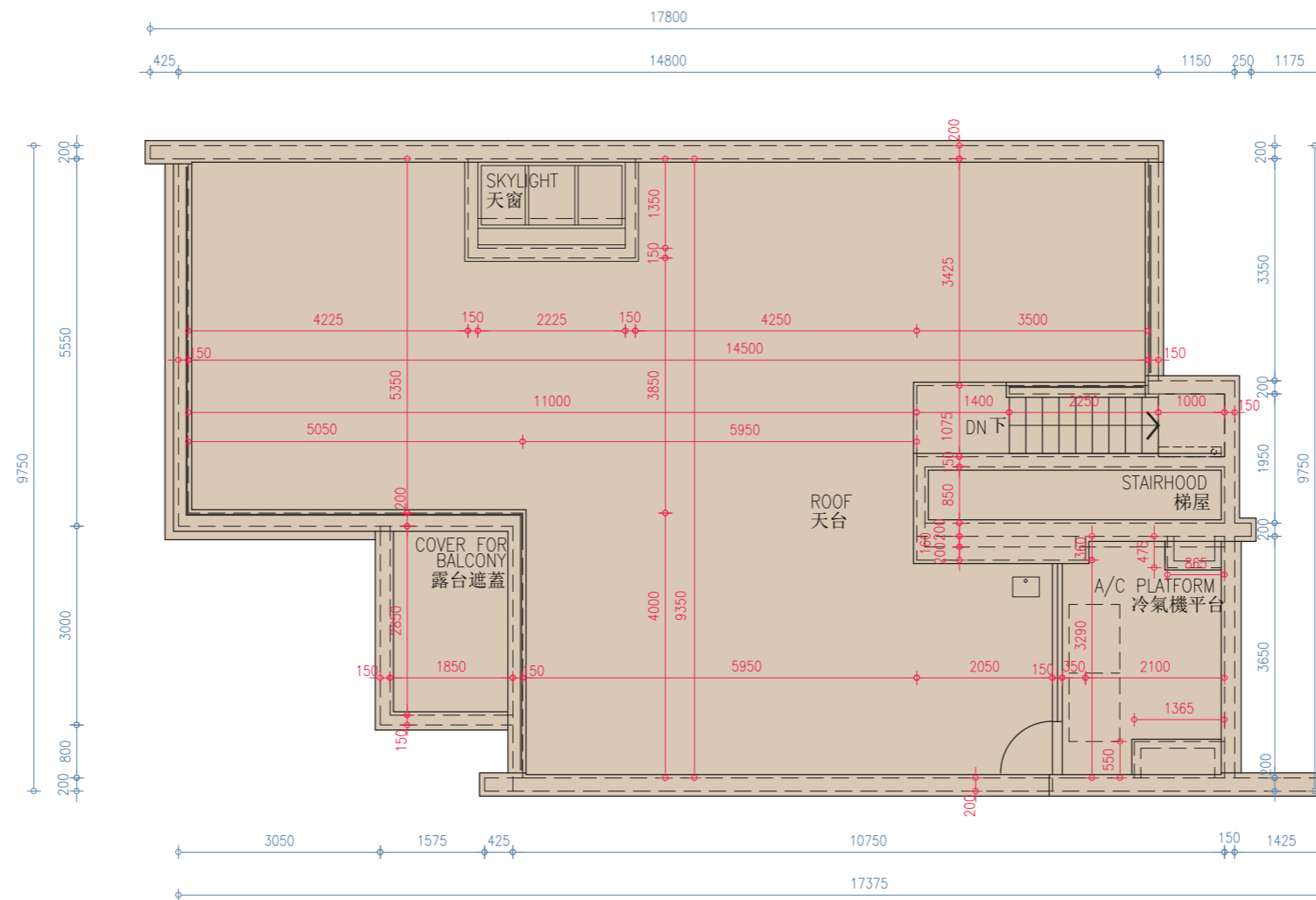
5 號洋房 House 5	1 樓 First Floor
樓板 (不包括灰泥) 的厚度 (毫米) The thickness of the floors slab (excluding plaster) (mm)	150, 175, 225
層與層之間的高度 (毫米) The floor-to-floor height (mm)	2650, 3200, 3300

備註：

1. 因住宅物業的較高樓層的結構牆的厚度遞減，較高樓層的內部面積，一般比較低樓層的內部面積稍大。
2. 平面圖所列之數字以毫米標示之建築結構尺寸，並以 2016 年 10 月 18 日經屋宇署批准的建築圖則為基礎。
3. 以上平面圖中顯示之名詞及簡稱請參閱本售樓說明書第 20 頁。

Notes :

1. The internal areas of the residential properties on the upper floors will generally be slightly larger than those on the lower floors because of the reducing thickness of the structural walls on the upper floors.
2. The dimensions in the floor plans are all structural dimensions in millimeter which were prepared on the basis of General Building Plan approved by the Building Department on 18 October 2016.
3. Please refer to page 20 of this sales brochure for legend of the terms and abbreviation shown on the floor plan above.

5 號洋房天台平面圖
HOUSE 5 ROOF FLOOR PLAN

比例尺 SCALE

0 5米/M

5 號洋房 House 5	天台 Roof
樓板 (不包括灰泥) 的厚度 (毫米) The thickness of the floors slab (excluding plaster) (mm)	不適用 N/A
層與層之間的高度 (毫米) The floor-to-floor height (mm)	不適用 N/A

備註：

1. 因住宅物業的較高樓層的結構牆的厚度遞減，較高樓層的內部面積，一般比較低樓層的內部面積稍大。
2. 平面圖所列之數字以毫米標示之建築結構尺寸，並以 2016 年 8 月 31 日經屋宇署批准的建築圖則為基礎。
3. 以上平面圖中顯示之名詞及簡稱請參閱本售樓說明書第 20 頁。

Notes :

1. The internal areas of the residential properties on the upper floors will generally be slightly larger than those on the lower floors because of the reducing thickness of the structural walls on the upper floors.
2. The dimensions in the floor plans are all structural dimensions in millimeter which were prepared on the basis of General Building Plan approved by the Building Department on 31 August 2016.
3. Please refer to page 20 of this sales brochure for legend of the terms and abbreviation shown on the floor plan above.

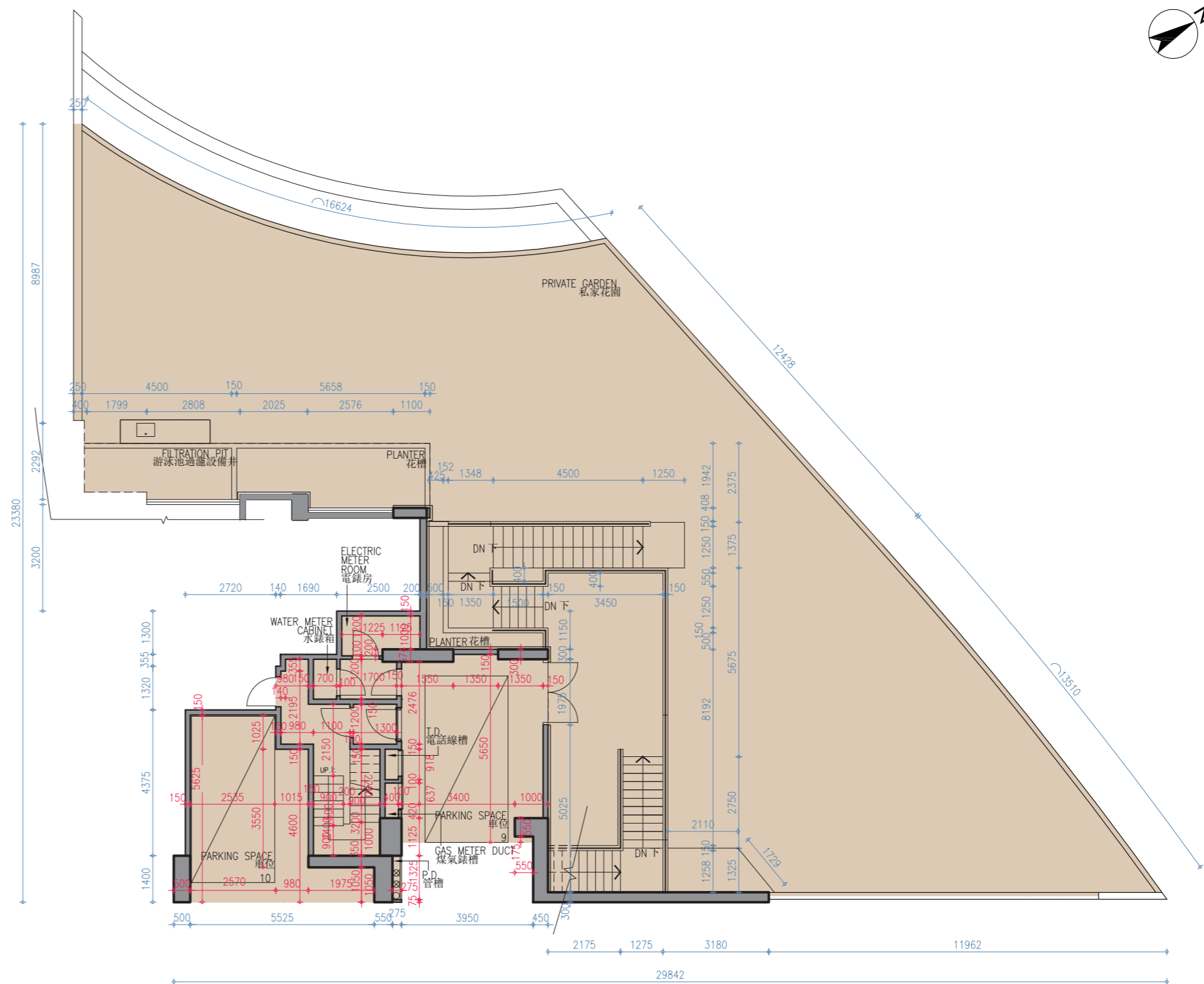
6 號洋房停車場平面圖 HOUSE 6 CAR PARK FLOOR PLAN

備註：

1. 因住宅物業的較高樓層的結構牆的厚度遞減，較高樓層的內部面積，一般比較低樓層的內部面積稍大。
2. 平面圖所列之數字以毫米標示之建築結構尺寸，並以 2016 年 10 月 18 日經屋宇署批准的建築圖則為基礎。
3. 以上平面圖中顯示之名詞及簡稱請參閱本售樓說明書第 20 頁。

Notes :

1. The internal areas of the residential properties on the upper floors will generally be slightly larger than those on the lower floors because of the reducing thickness of the structural walls on the upper floors.
2. The dimensions in the floor plans are all structural dimensions in millimeter which were prepared on the basis of General Building Plan approved by the Building Department on 18 October 2016.
3. Please refer to page 20 of this sales brochure for legend of the terms and abbreviation shown on the floor plan above.



6 號洋房 House 6	停車場 Carpark Floor
樓板 (不包括灰泥) 的厚度 (毫米) The thickness of the floors slab (excluding plaster) (mm)	175, 200, 225
層與層之間的高度 (毫米) The floor-to-floor height (mm)	3000, 3200

比例尺 SCALE



6 號洋房地下平面圖
HOUSE 6 GROUND FLOOR PLAN

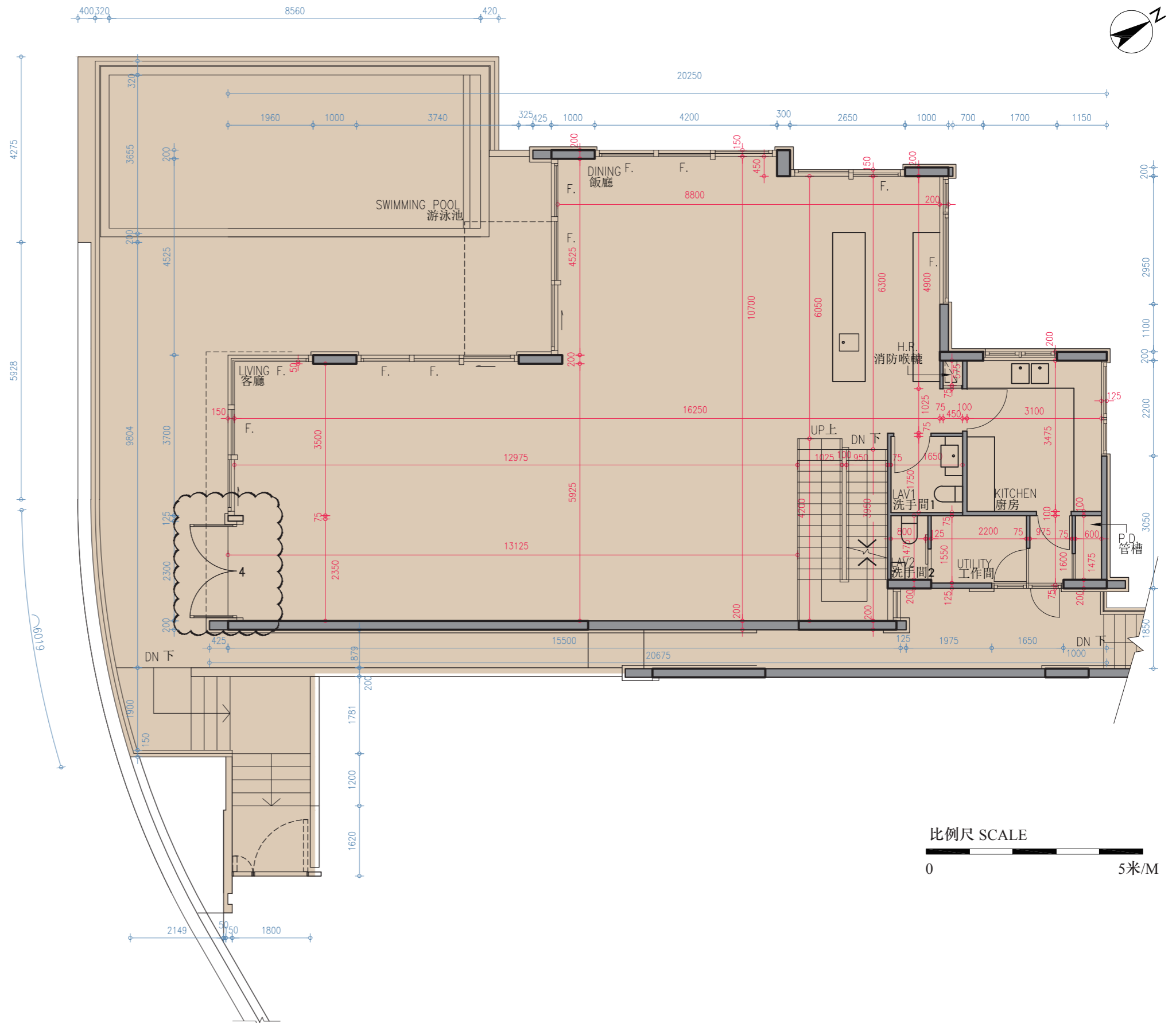
備註：

1. 因住宅物業的較高樓層的結構牆的厚度遞減，較高樓層的內部面積，一般比較低樓層的內部面積稍大。
2. 平面圖所列之數字以毫米標示之建築結構尺寸，並以 2016 年 10 月 18 日經屋宇署批准的建築圖則為基礎。
3. 以上平面圖中顯示之名詞及簡稱請參閱本售樓說明書第 20 頁。
4. 6 號洋房此部份因在發展項目落成後進行小型工程或獲《建築物條例》豁免的工程而有所改動，現狀請參閱有關平面圖。該等改動如下：
 - 拆除原有間隔

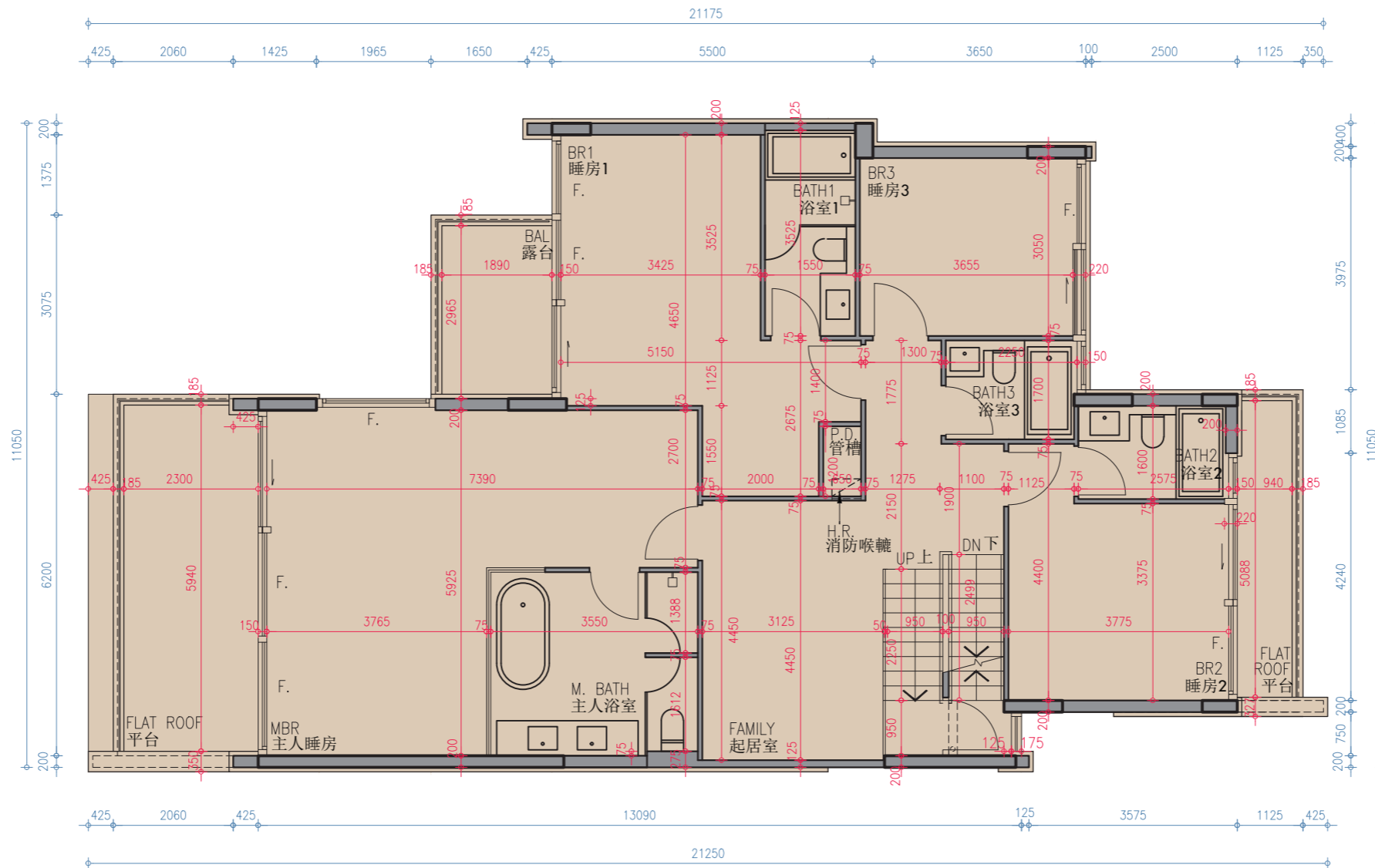
Notes :

1. The internal areas of the residential properties on the upper floors will generally be slightly larger than those on the lower floors because of the reducing thickness of the structural walls on the upper floors.
2. The dimensions in the floor plans are all structural dimensions in millimeter which were prepared on the basis of General Building Plan approved by the Building Department on 18 October 2016.
3. Please refer to page 20 of this sales brochure for legend of the terms and abbreviation shown on the floor plan above.
4. This part of House 6 has been altered by way of minor works or exempted building works under the Buildings Ordinance after completion of the development, the latest condition of which is shown on the relevant floor plan. The alterations are as follows:
 - Demolish existing partition

6 號洋房 House 6	地下 Ground Floor
樓板 (不包括灰泥) 的厚度 (毫米) The thickness of the floors slab (excluding plaster) (mm)	150, 175, 200, 225
層與層之間的高度 (毫米) The floor-to-floor height (mm)	3850, 3900, 4000, 4100



6 號洋房 1 樓平面圖 HOUSE 6 FIRST FLOOR PLAN



比例尺 SCALE
0 5米/M

6 號洋房 House 6	1 樓 First Floor
樓板 (不包括灰泥) 的厚度 (毫米) The thickness of the floors slab (excluding plaster) (mm)	150, 175, 200, 225
層與層之間的高度 (毫米) The floor-to-floor height (mm)	3200, 3300

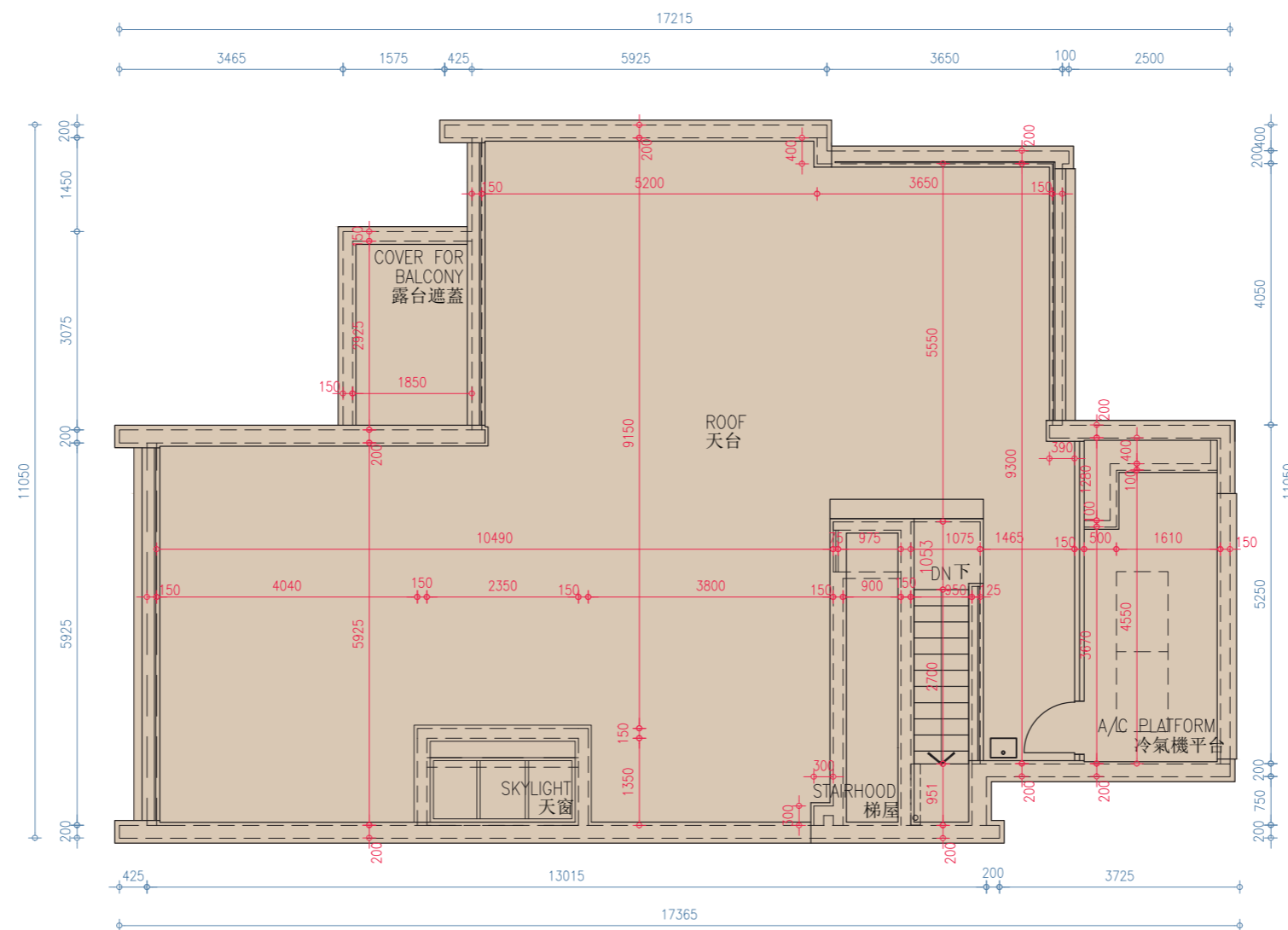
備註：

1. 因住宅物業的較高樓層的結構牆的厚度遞減，較高樓層的內部面積，一般比較低樓層的內部面積稍大。
2. 平面圖所列之數字以毫米標示之建築結構尺寸，並以 2016 年 10 月 18 日經屋宇署批准的建築圖則為基礎。
3. 以上平面圖中顯示之名詞及簡稱請參閱本售樓說明書第 20 頁。

Notes :

1. The internal areas of the residential properties on the upper floors will generally be slightly larger than those on the lower floors because of the reducing thickness of the structural walls on the upper floors.
2. The dimensions in the floor plans are all structural dimensions in millimeter which were prepared on the basis of General Building Plan approved by the Building Department on 18 October 2016.
3. Please refer to page 20 of this sales brochure for legend of the terms and abbreviation shown on the floor plan above.

6 號洋房天台平面圖 HOUSE 6 ROOF FLOOR PLAN



比例尺 SCALE
0 5米/M

6 號洋房 House 6	天台 Roof
樓板 (不包括灰泥) 的厚度 (毫米) The thickness of the floors slab (excluding plaster) (mm)	不適用 N/A
層與層之間的高度 (毫米) The floor-to-floor height (mm)	不適用 N/A

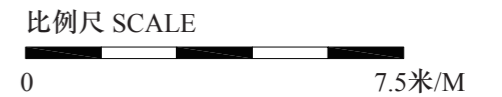
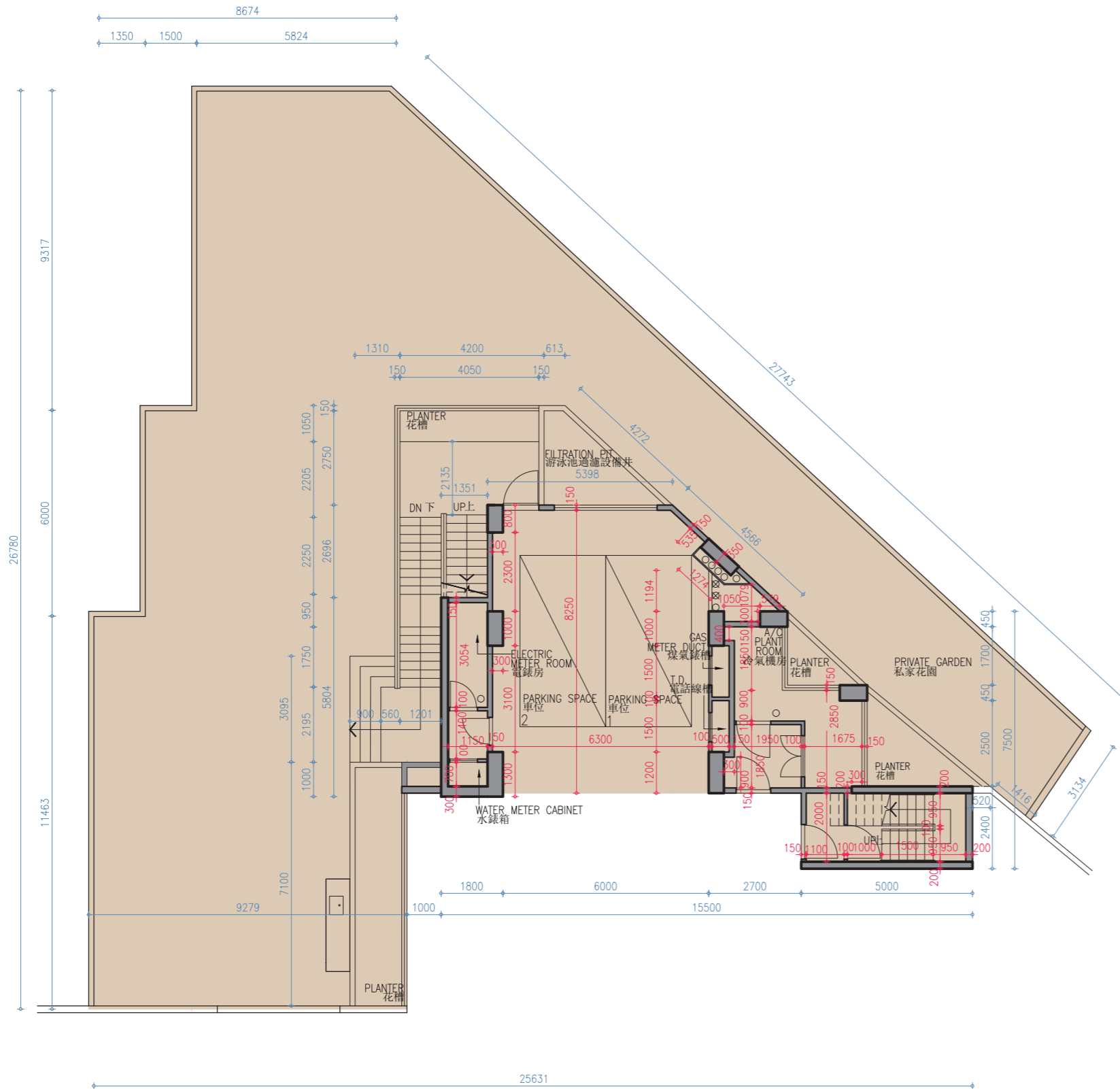
備註 :

1. 因住宅物業的較高樓層的結構牆的厚度遞減，較高樓層的內部面積，一般比較低樓層的內部面積稍大。
2. 平面圖所列之數字以毫米標示之建築結構尺寸，並以 2016 年 10 月 18 日經屋宇署批准的建築圖則為基礎。
3. 以上平面圖中顯示之名詞及簡稱請參閱本售樓說明書第 20 頁。

Notes :

1. The internal areas of the residential properties on the upper floors will generally be slightly larger than those on the lower floors because of the reducing thickness of the structural walls on the upper floors.
2. The dimensions in the floor plans are all structural dimensions in millimeter which were prepared on the basis of General Building Plan approved by the Building Department on 18 October 2016.
3. Please refer to page 20 of this sales brochure for legend of the terms and abbreviation shown on the floor plan above.

7 號洋房停車場平面圖 HOUSE 7 CAR PARK FLOOR PLAN

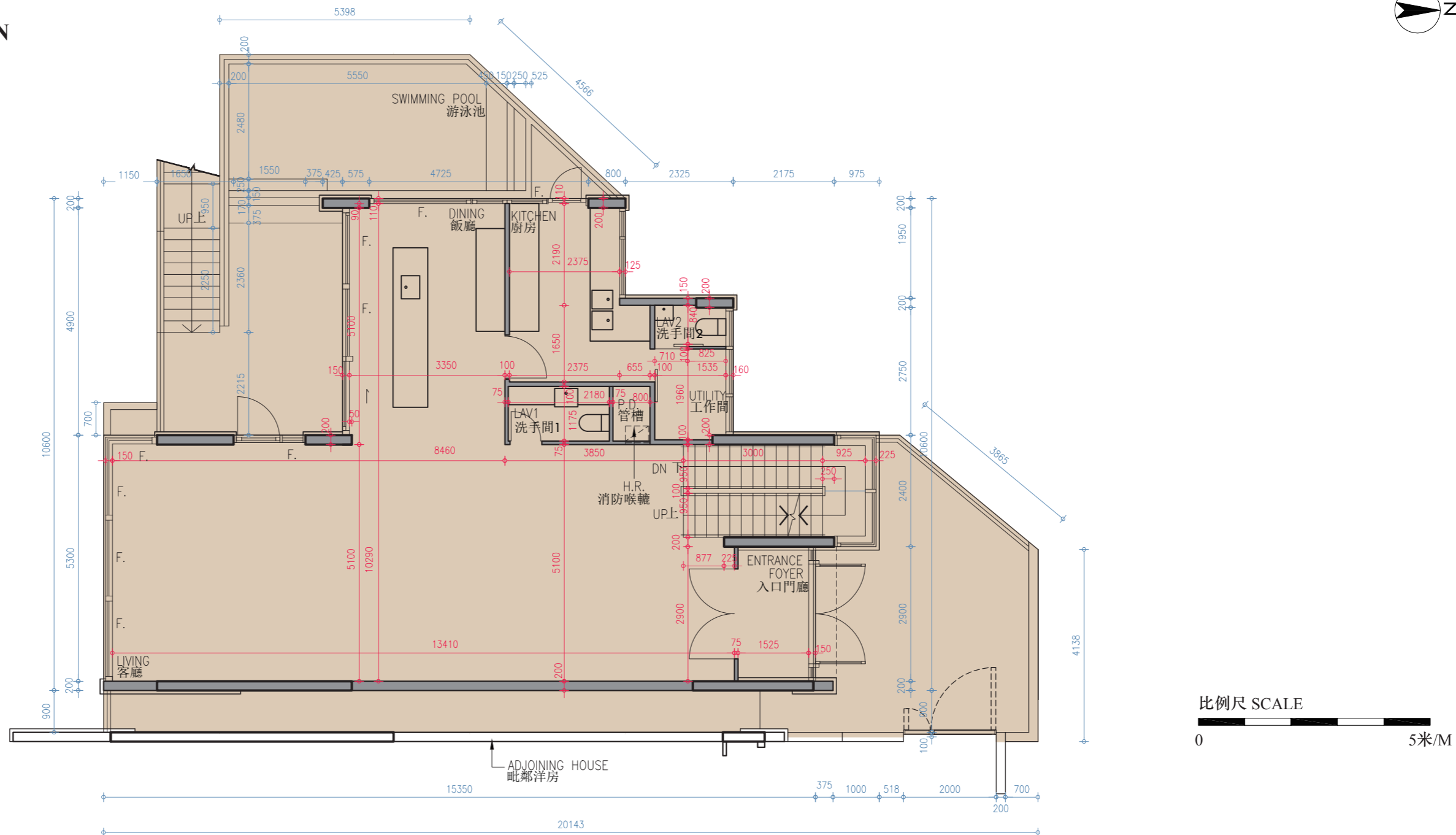


7 號洋房 House 7	停車場 Carpark Floor
樓板 (不包括灰泥) 的厚度 (毫米) The thickness of the floors slab (excluding plaster) (mm)	175, 200, 225
層與層之間的高度 (毫米) The floor-to-floor height (mm)	2800, 3000, 3200

- 備註：
1. 因住宅物業的較高樓層的結構牆的厚度遞減，較高樓層的內部面積，一般比較低樓層的內部面積稍大。
 2. 平面圖所列之數字以毫米標示之建築結構尺寸，並以 2016 年 10 月 18 日經屋宇署批准的建築圖則為基礎。
 3. 以上平面圖中顯示之名詞及簡稱請參閱本售樓說明書第 20 頁。

- Notes :
1. The internal areas of the residential properties on the upper floors will generally be slightly larger than those on the lower floors because of the reducing thickness of the structural walls on the upper floors.
 2. The dimensions in the floor plans are all structural dimensions in millimeter which were prepared on the basis of General Building Plan approved by the Building Department on 18 October 2016.
 3. Please refer to page 20 of this sales brochure for legend of the terms and abbreviation shown on the floor plan above.

7 號洋房地下平面圖 HOUSE 7 GROUND FLOOR PLAN



7 號洋房 House 7	地下 Ground Floor
樓板 (不包括灰泥) 的厚度 (毫米) The thickness of the floors slab (excluding plaster) (mm)	150, 175, 200
層與層之間的高度 (毫米) The floor-to-floor height (mm)	3850, 4000, 4100

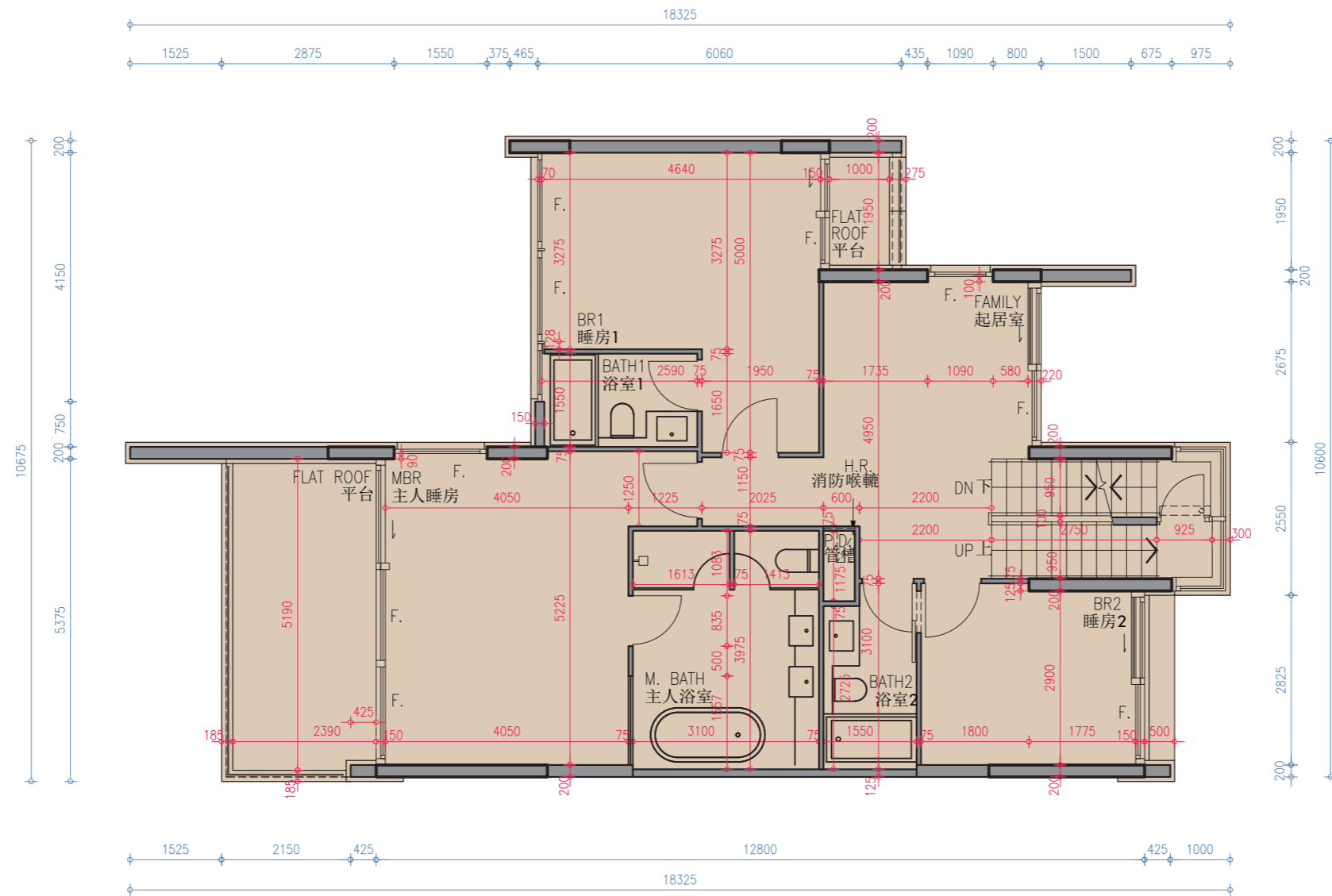
備註：

1. 因住宅物業的較高樓層的結構牆的厚度遞減，較高樓層的內部面積，一般比較低樓層的內部面積稍大。
2. 平面圖所列之數字以毫米標示之建築結構尺寸，並以 2016 年 10 月 18 日經屋宇署批准的建築圖則為基礎。
3. 以上平面圖中顯示之名詞及簡稱請參閱本售樓說明書第 20 頁。

Notes：

1. The internal areas of the residential properties on the upper floors will generally be slightly larger than those on the lower floors because of the reducing thickness of the structural walls on the upper floors.
2. The dimensions in the floor plans are all structural dimensions in millimeter which were prepared on the basis of General Building Plan approved by the Building Department on 18 October 2016.
3. Please refer to page 20 of this sales brochure for legend of the terms and abbreviation shown on the floor plan above.

7 號洋房 1 樓平面圖 HOUSE 7 FIRST FLOOR PLAN



比例尺 SCALE
0 5米/M

7 號洋房 House 7	1 樓 First Floor
樓板 (不包括灰泥) 的厚度 (毫米) The thickness of the floors slab (excluding plaster) (mm)	150, 175, 200, 225
層與層之間的高度 (毫米) The floor-to-floor height (mm)	2650, 3200, 3300

備註：

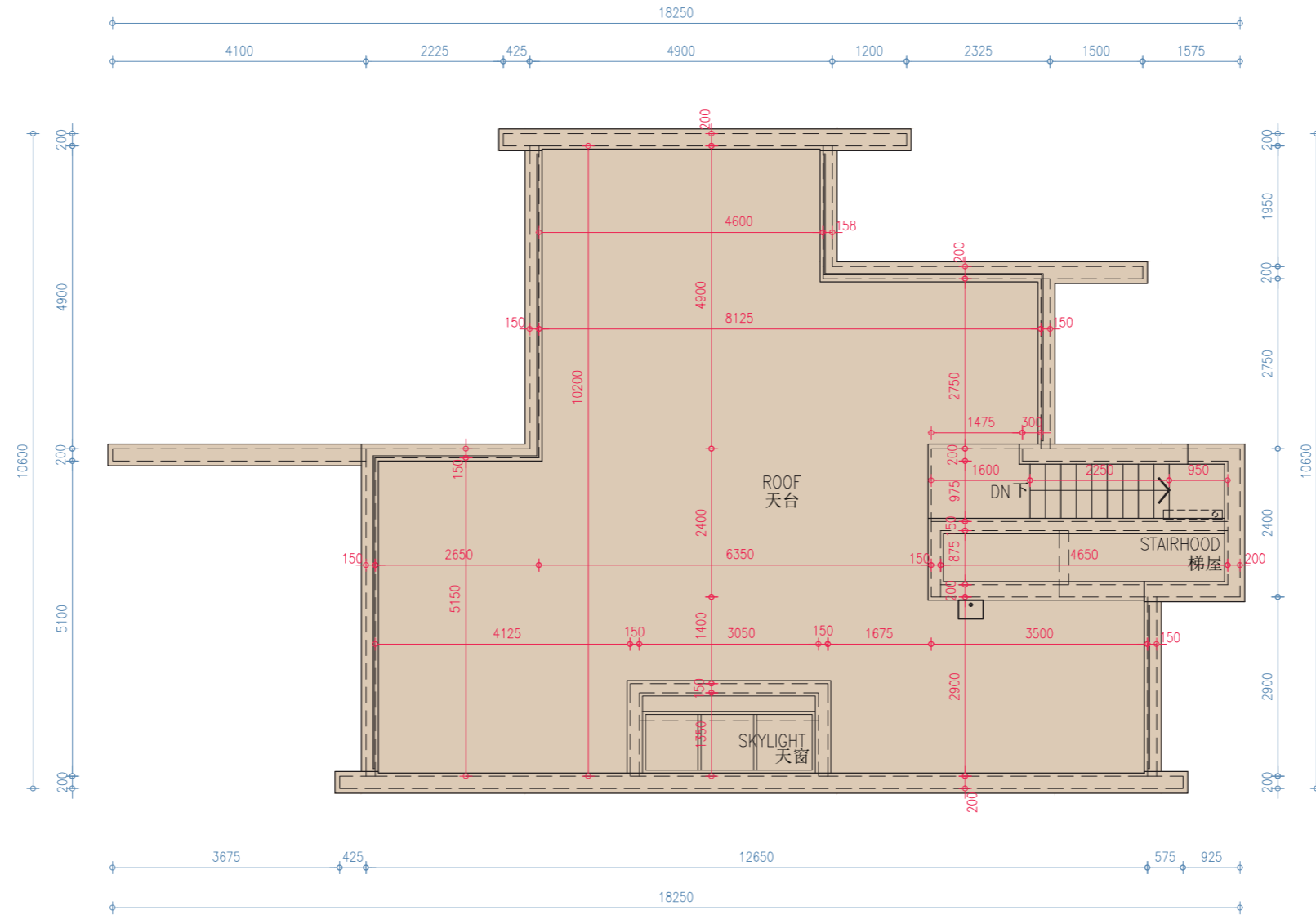
1. 因住宅物業的較高樓層的結構牆的厚度遞減，較高樓層的內部面積，一般比較低樓層的內部面積稍大。
2. 平面圖所列之數字以毫米標示之建築結構尺寸，並以 2016 年 10 月 18 日經屋宇署批准的建築圖則為基礎。
3. 以上平面圖中顯示之名詞及簡稱請參閱本售樓說明書第 20 頁。

Notes :

1. The internal areas of the residential properties on the upper floors will generally be slightly larger than those on the lower floors because of the reducing thickness of the structural walls on the upper floors.
2. The dimensions in the floor plans are all structural dimensions in millimeter which were prepared on the basis of General Building Plan approved by the Building Department on 18 October 2016.
3. Please refer to page 20 of this sales brochure for legend of the terms and abbreviation shown on the floor plan above.

7 號洋房天台平面圖

HOUSE 7 ROOF FLOOR PLAN



比例尺 SCALE

0 5米/M

7 號洋房 House 7	天台 Roof
樓板 (不包括灰泥) 的厚度 (毫米) The thickness of the floors slab (excluding plaster) (mm)	不適用 N/A
層與層之間的高度 (毫米) The floor-to-floor height (mm)	不適用 N/A

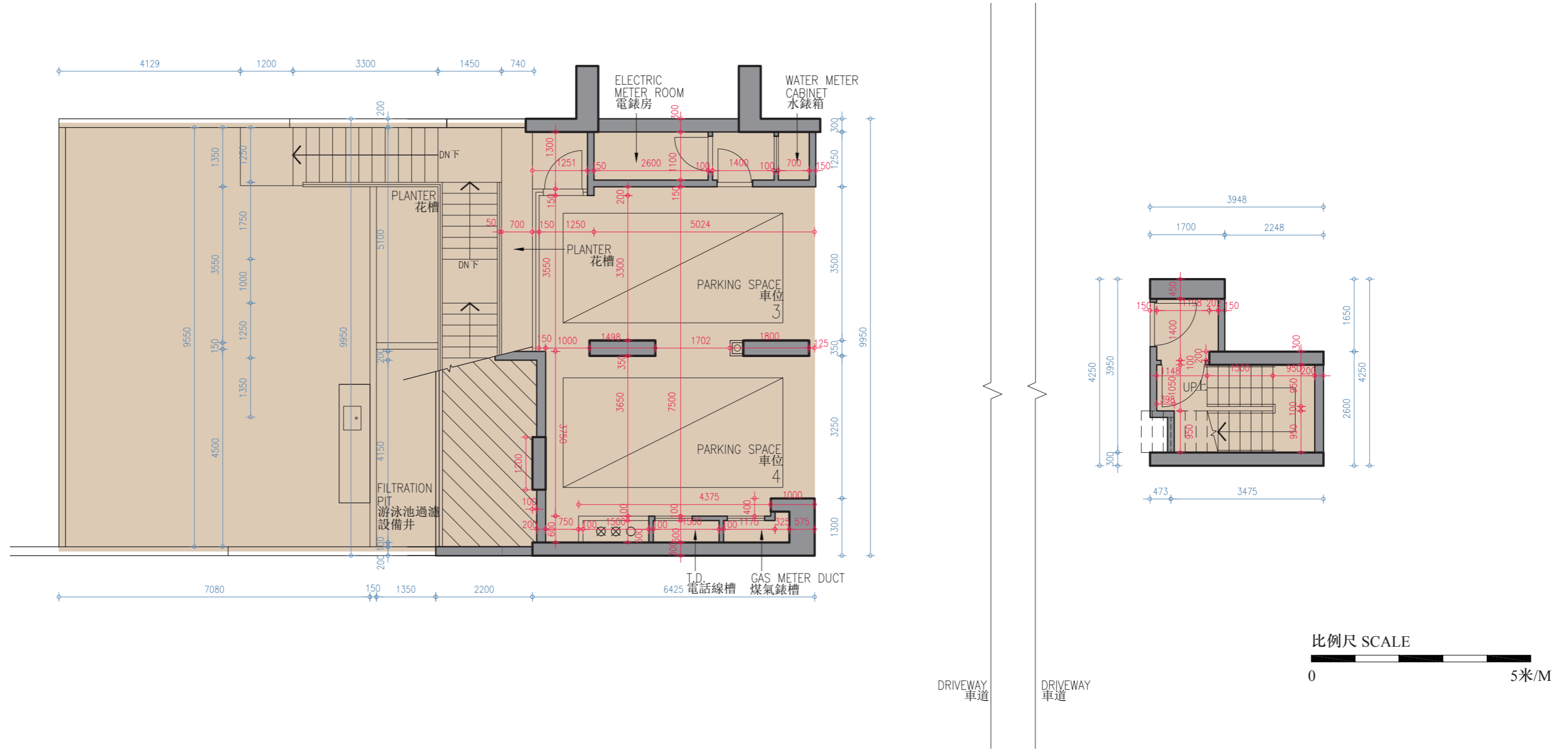
備註：

1. 因住宅物業的較高樓層的結構牆的厚度遞減，較高樓層的內部面積，一般比較低樓層的內部面積稍大。
2. 平面圖所列之數字以毫米標示之建築結構尺寸，並以 2016 年 10 月 18 日經屋宇署批准的建築圖則為基礎。
3. 以上平面圖中顯示之名詞及簡稱請參閱本售樓說明書第 20 頁。

Notes :

1. The internal areas of the residential properties on the upper floors will generally be slightly larger than those on the lower floors because of the reducing thickness of the structural walls on the upper floors.
2. The dimensions in the floor plans are all structural dimensions in millimeter which were prepared on the basis of General Building Plan approved by the Building Department on 18 October 2016.
3. Please refer to page 20 of this sales brochure for legend of the terms and abbreviation shown on the floor plan above.

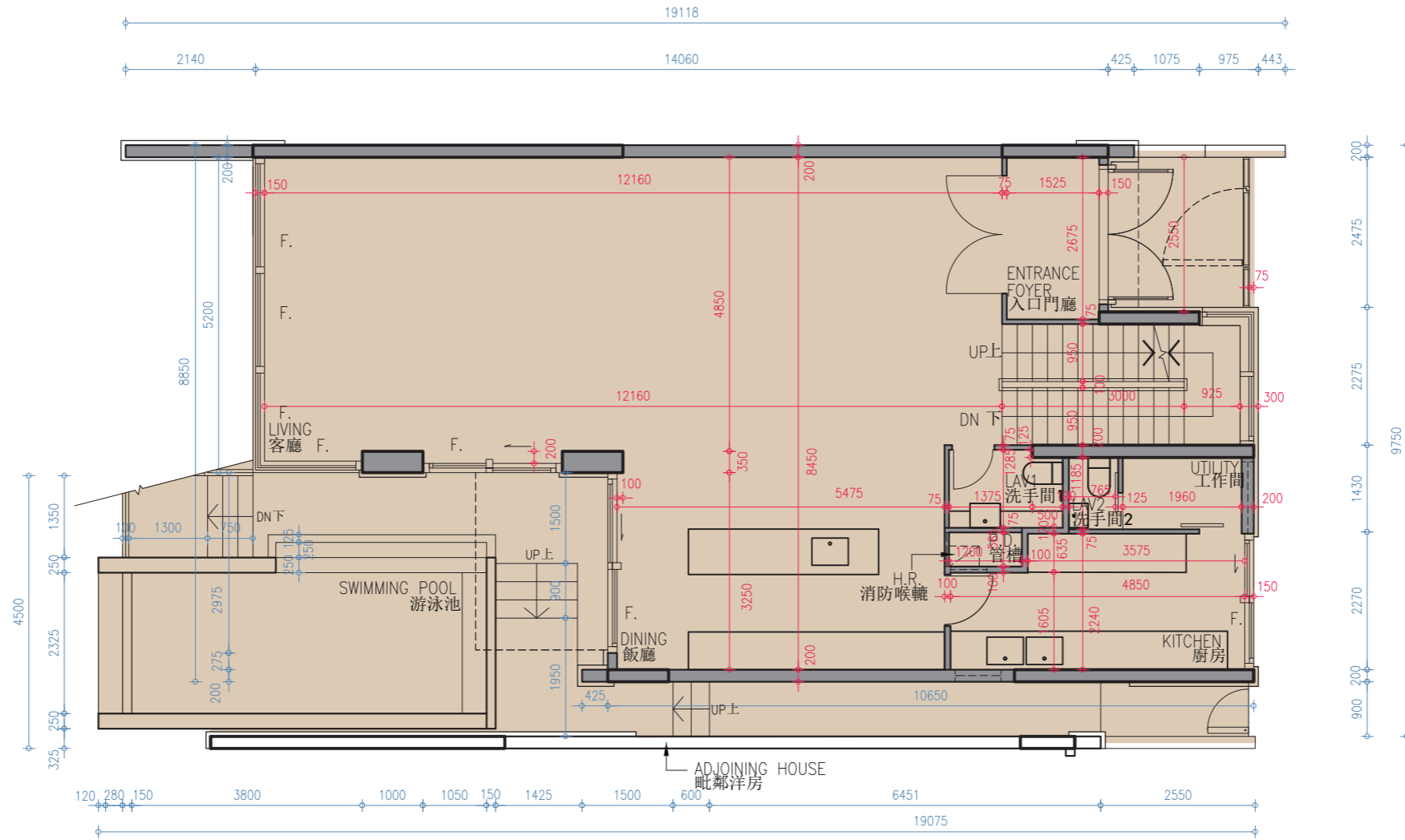
8 號洋房停車場平面圖 HOUSE 8 CAR PARK FLOOR PLAN



- 備註：
1. 因住宅物業的較高樓層的結構牆的厚度遞減，較高樓層的內部面積，一般比較低樓層的內部面積稍大。
 2. 平面圖所列之數字以毫米標示之建築結構尺寸，並以 2016 年 10 月 18 日經屋宇署批准的建築圖則為基礎。
 3. 以上平面圖中顯示之名詞及簡稱請參閱本售樓說明書第 20 頁。
- Notes :
1. The internal areas of the residential properties on the upper floors will generally be slightly larger than those on the lower floors because of the reducing thickness of the structural walls on the upper floors.
 2. The dimensions in the floor plans are all structural dimensions in millimeter which were prepared on the basis of General Building Plan approved by the Building Department on 18 October 2016.
 3. Please refer to page 20 of this sales brochure for legend of the terms and abbreviation shown on the floor plan above.

8 號洋房 House 8	停車場 Carpark Floor
樓板 (不包括灰泥) 的厚度 (毫米) The thickness of the floors slab (excluding plaster) (mm)	175, 200, 225
層與層之間的高度 (毫米) The floor-to-floor height (mm)	2970, 3000, 3200

8 號洋房地下平面圖 HOUSE 8 GROUND FLOOR PLAN



比例尺 SCALE

0 5米/M

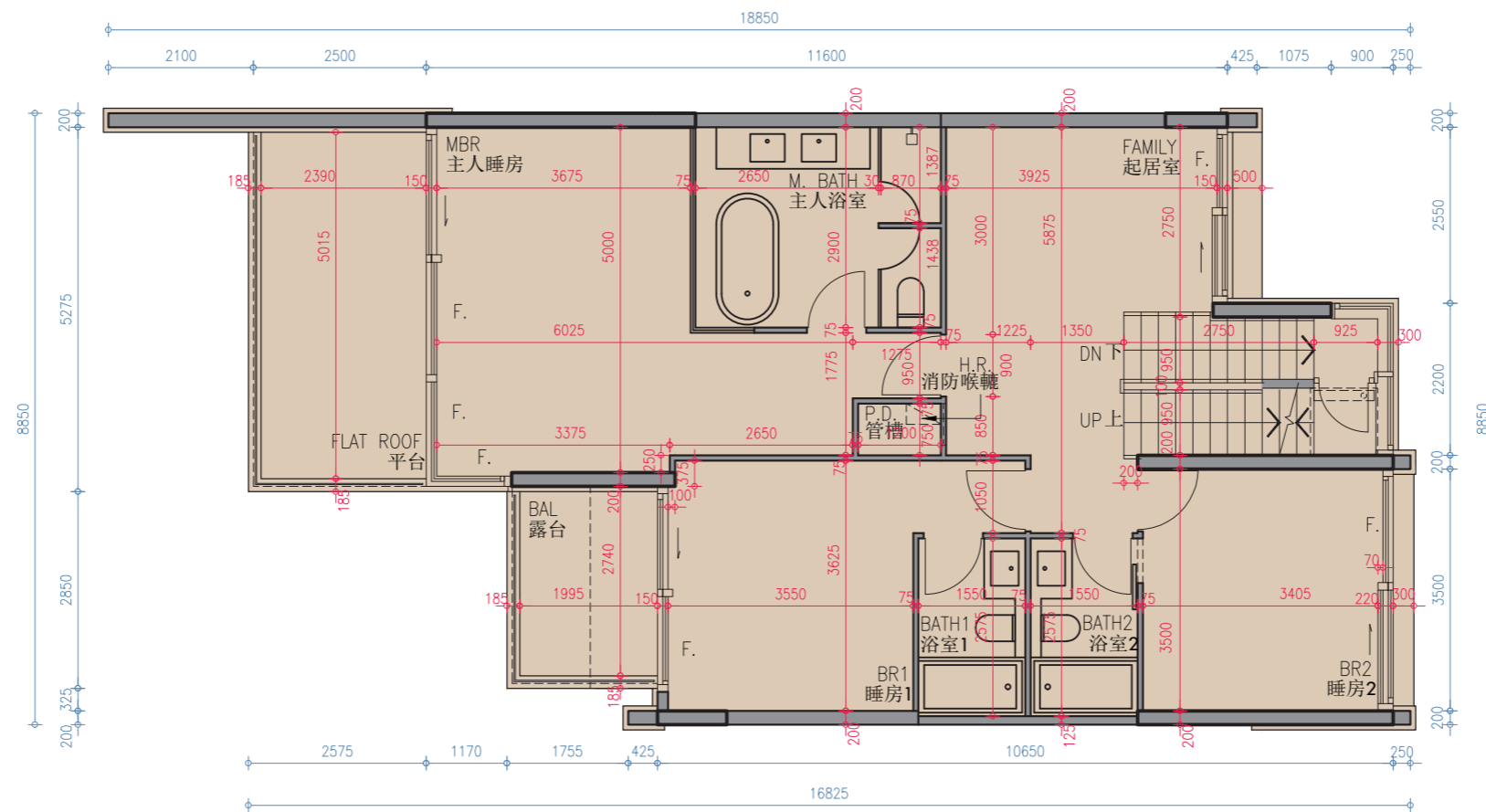
備註：

1. 因住宅物業的較高樓層的結構牆的厚度遞減，較高樓層的內部面積，一般比較低樓層的內部面積稍大。
2. 平面圖所列之數字以毫米標示之建築結構尺寸，並以 2016 年 8 月 31 日經屋宇署批准的建築圖則為基礎。
3. 以上平面圖中顯示之名詞及簡稱請參閱本售樓說明書第 20 頁。

Notes :

1. The internal areas of the residential properties on the upper floors will generally be slightly larger than those on the lower floors because of the reducing thickness of the structural walls on the upper floors.
2. The dimensions in the floor plans are all structural dimensions in millimeter which were prepared on the basis of General Building Plan approved by the Building Department on 31 August 2016.
3. Please refer to page 20 of this sales brochure for legend of the terms and abbreviation shown on the floor plan above.

8 號洋房 House 8	地下 Ground Floor
樓板 (不包括灰泥) 的厚度 (毫米) The thickness of the floors slab (excluding plaster) (mm)	150, 175, 200
層與層之間的高度 (毫米) The floor-to-floor height (mm)	3850, 4000, 4100

8 號洋房 1 樓平面圖
HOUSE 8 FIRST FLOOR PLAN

比例尺 SCALE

0 5米/M

8 號洋房 House 8	1 樓 First Floor
樓板 (不包括灰泥) 的厚度 (毫米) The thickness of the floors slab (excluding plaster) (mm)	175, 200
層與層之間的高度 (毫米) The floor-to-floor height (mm)	2650, 3200, 3300

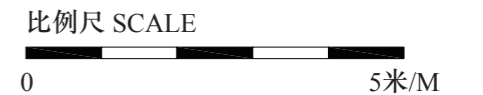
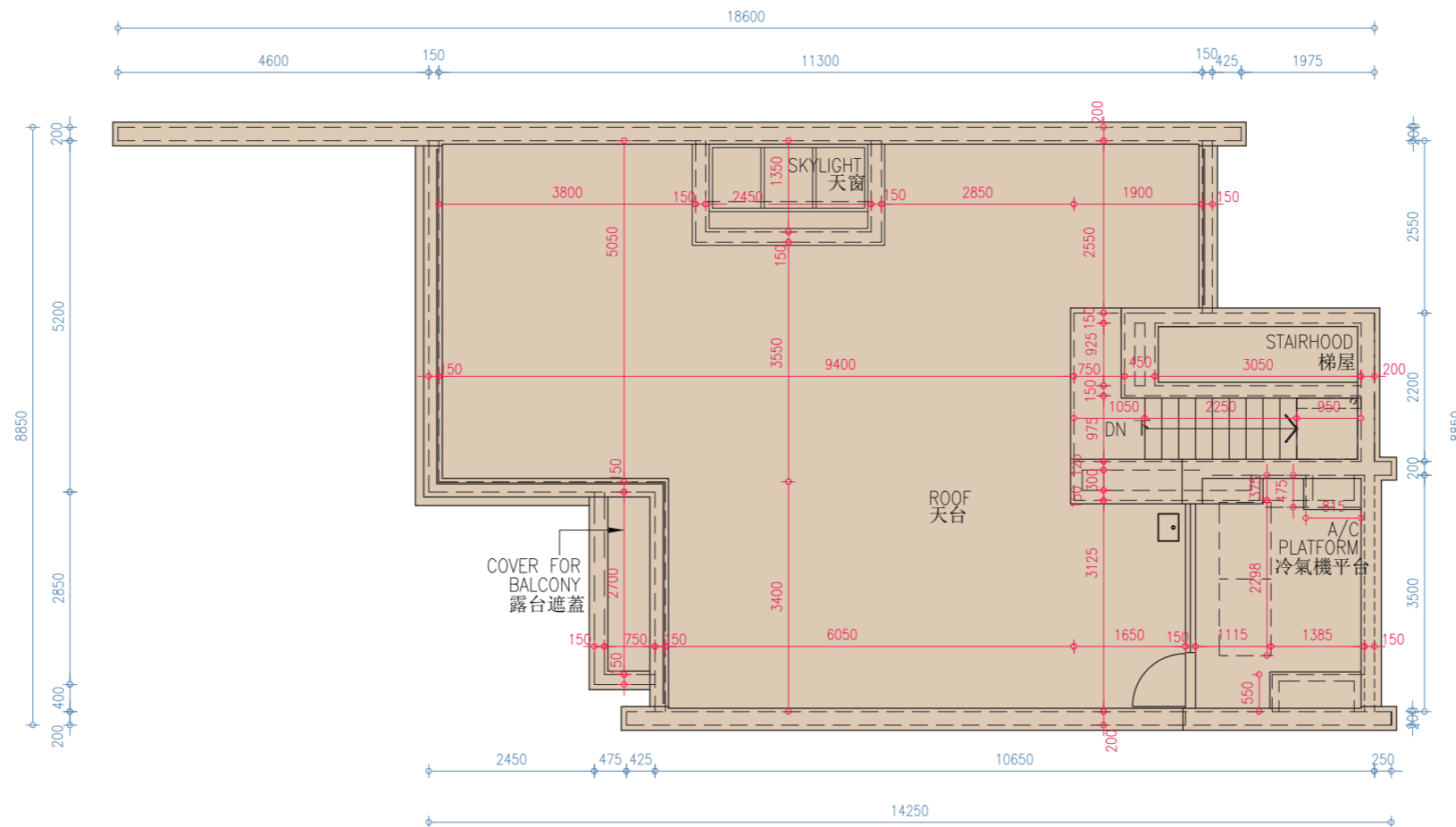
備註：

1. 因住宅物業的較高樓層的結構牆的厚度遞減，較高樓層的內部面積，一般比較低樓層的內部面積稍大。
2. 平面圖所列之數字以毫米標示之建築結構尺寸，並以 2016 年 8 月 31 日經屋宇署批准的建築圖則為基礎。
3. 以上平面圖中顯示之名詞及簡稱請參閱本售樓說明書第 20 頁。

Notes :

1. The internal areas of the residential properties on the upper floors will generally be slightly larger than those on the lower floors because of the reducing thickness of the structural walls on the upper floors.
2. The dimensions in the floor plans are all structural dimensions in millimeter which were prepared on the basis of General Building Plan approved by the Building Department on 31 August 2016.
3. Please refer to page 20 of this sales brochure for legend of the terms and abbreviation shown on the floor plan above.

8 號洋房天台平面圖 HOUSE 8 ROOF FLOOR PLAN



8 號洋房 House 8	天台 Roof
樓板 (不包括灰泥) 的厚度 (毫米) The thickness of the floors slab (excluding plaster) (mm)	不適用 N/A
層與層之間的高度 (毫米) The floor-to-floor height (mm)	不適用 N/A

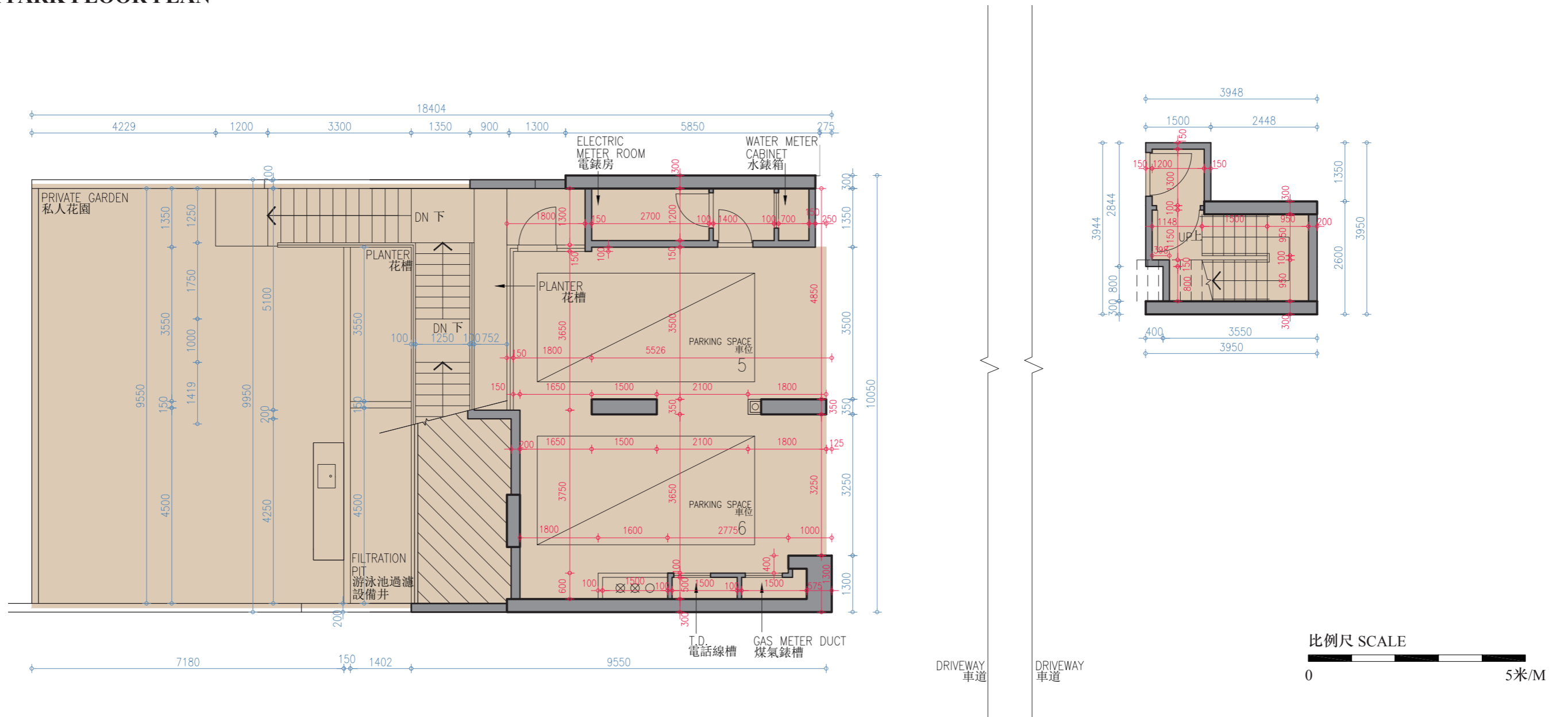
備註：

1. 因住宅物業的較高樓層的結構牆的厚度遞減，較高樓層的內部面積，一般比較低樓層的內部面積稍大。
2. 平面圖所列之數字以毫米標示之建築結構尺寸，並以 2016 年 8 月 31 日經屋宇署批准的建築圖則為基礎。
3. 以上平面圖中顯示之名詞及簡稱請參閱本售樓說明書第 20 頁。

Notes :

1. The internal areas of the residential properties on the upper floors will generally be slightly larger than those on the lower floors because of the reducing thickness of the structural walls on the upper floors.
2. The dimensions in the floor plans are all structural dimensions in millimeter which were prepared on the basis of General Building Plan approved by the Building Department on 31 August 2016.
3. Please refer to page 20 of this sales brochure for legend of the terms and abbreviation shown on the floor plan above.

9 號洋房停車場平面圖 HOUSE 9 CAR PARK FLOOR PLAN



9 號洋房 House 9	停車場 Carpark Floor
樓板 (不包括灰泥) 的厚度 (毫米) The thickness of the floors slab (excluding plaster) (mm)	175, 200, 225
層與層之間的高度 (毫米) The floor-to-floor height (mm)	2970, 3000, 3200

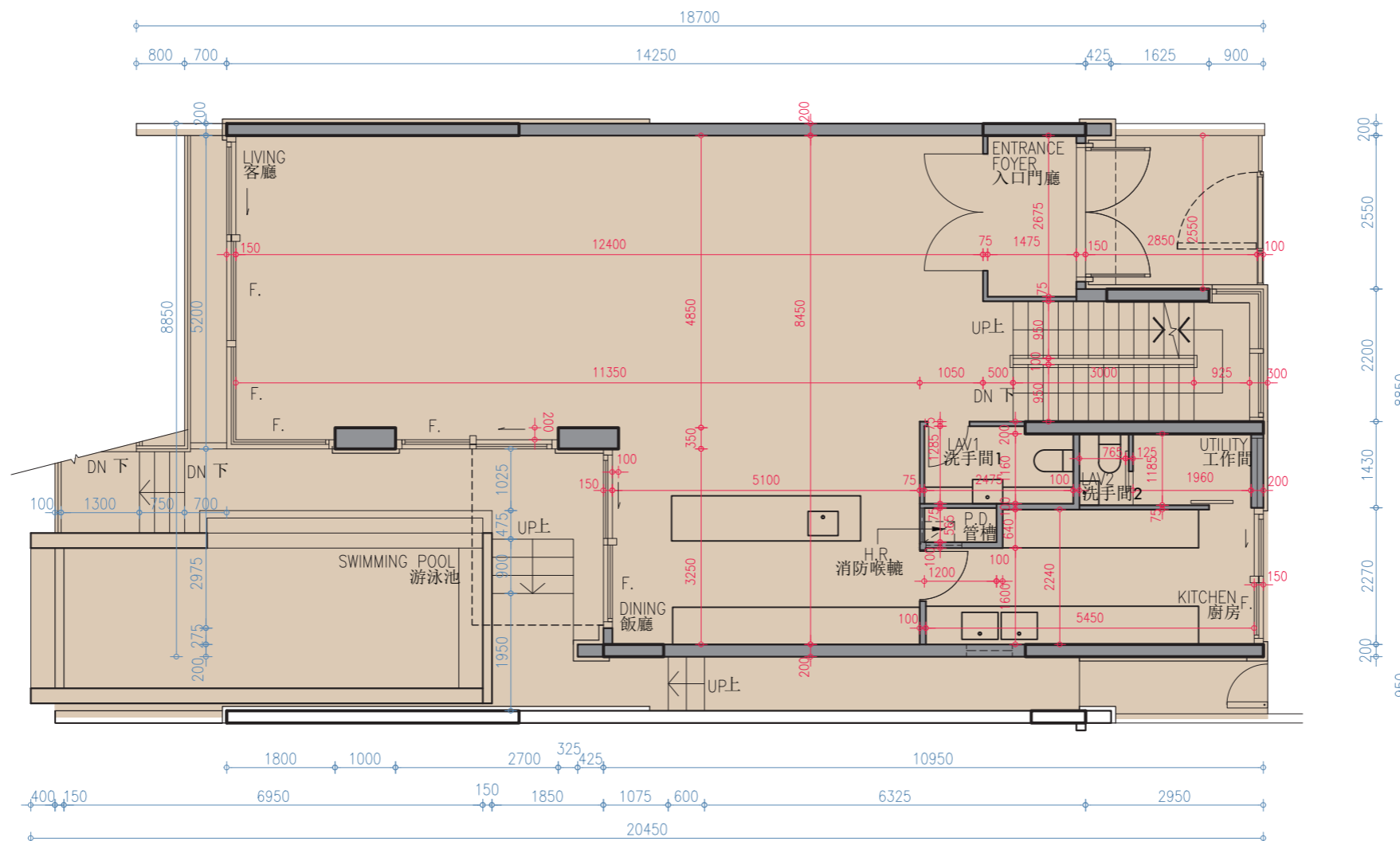
備註：

1. 因住宅物業的較高樓層的結構牆的厚度遞減，較高樓層的內部面積，一般比較低樓層的內部面積稍大。
2. 平面圖所列之數字以毫米標示之建築結構尺寸，並以 2016 年 10 月 18 日經屋宇署批准的建築圖則為基礎。
3. 以上平面圖中顯示之名詞及簡稱請參閱本售樓說明書第 20 頁。

Notes :

1. The internal areas of the residential properties on the upper floors will generally be slightly larger than those on the lower floors because of the reducing thickness of the structural walls on the upper floors.
2. The dimensions in the floor plans are all structural dimensions in millimeter which were prepared on the basis of General Building Plan approved by the Building Department on 18 October 2016.
3. Please refer to page 20 of this sales brochure for legend of the terms and abbreviation shown on the floor plan above.

9 號洋房地下平面圖 HOUSE 9 GROUND FLOOR PLAN



比例尺 SCALE
0 5米/M

備註：

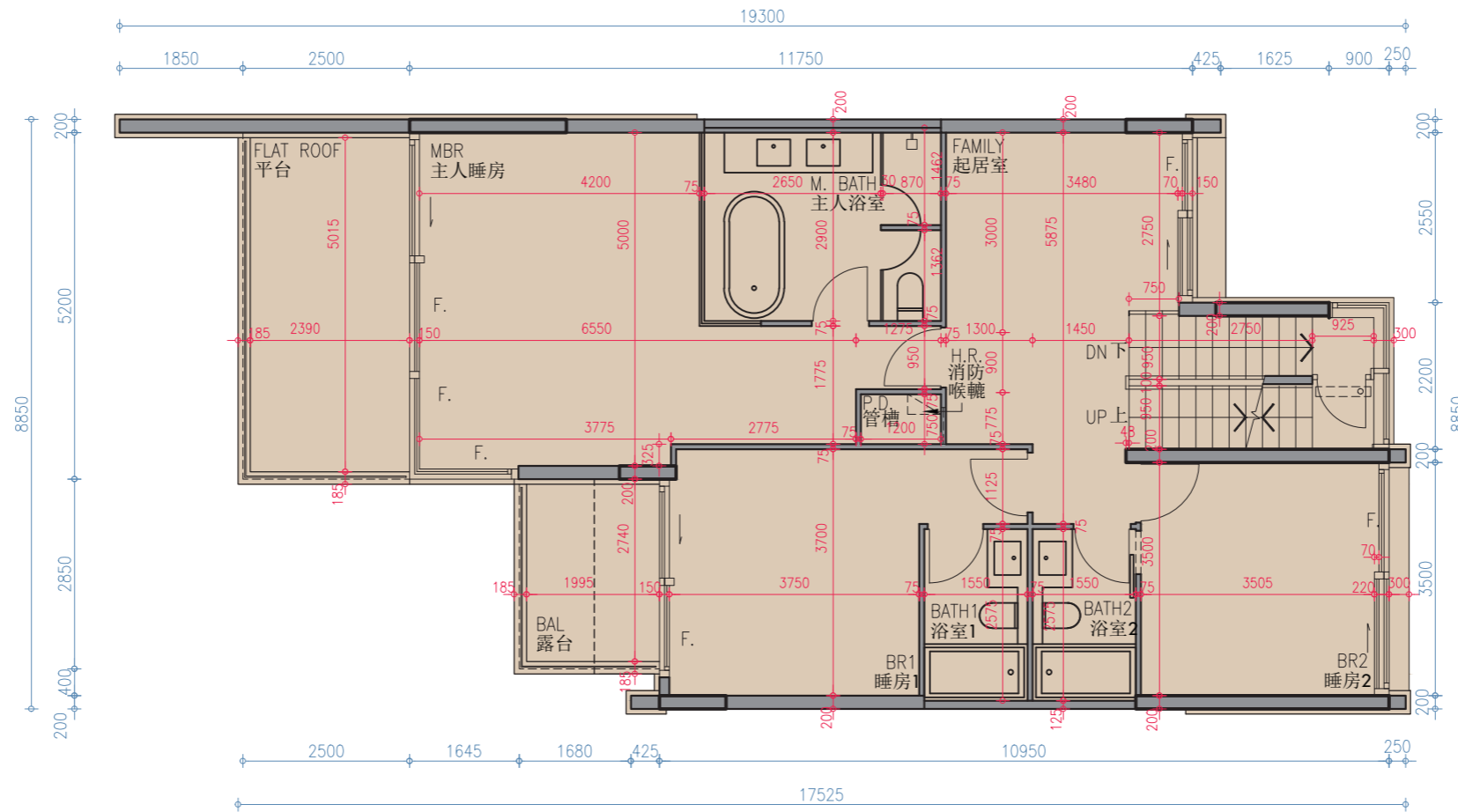
1. 因住宅物業的較高樓層的結構牆的厚度遞減，較高樓層的內部面積，一般比較低樓層的內部面積稍大。
2. 平面圖所列之數字以毫米標示之建築結構尺寸，並以 2016 年 8 月 31 日經屋宇署批准的建築圖則為基礎。
3. 以上平面圖中顯示之名詞及簡稱請參閱本售樓說明書第 20 頁。

Notes :

1. The internal areas of the residential properties on the upper floors will generally be slightly larger than those on the lower floors because of the reducing thickness of the structural walls on the upper floors.
2. The dimensions in the floor plans are all structural dimensions in millimeter which were prepared on the basis of General Building Plan approved by the Building Department on 31 August 2016.
3. Please refer to page 20 of this sales brochure for legend of the terms and abbreviation shown on the floor plan above.

9 號洋房 House 9	地下 Ground Floor
樓板 (不包括灰泥) 的厚度 (毫米) The thickness of the floors slab (excluding plaster) (mm)	150, 175, 200
層與層之間的高度 (毫米) The floor-to-floor height (mm)	3850, 4000, 4100

9 號洋房 1 樓平面圖 HOUSE 9 FIRST FLOOR PLAN



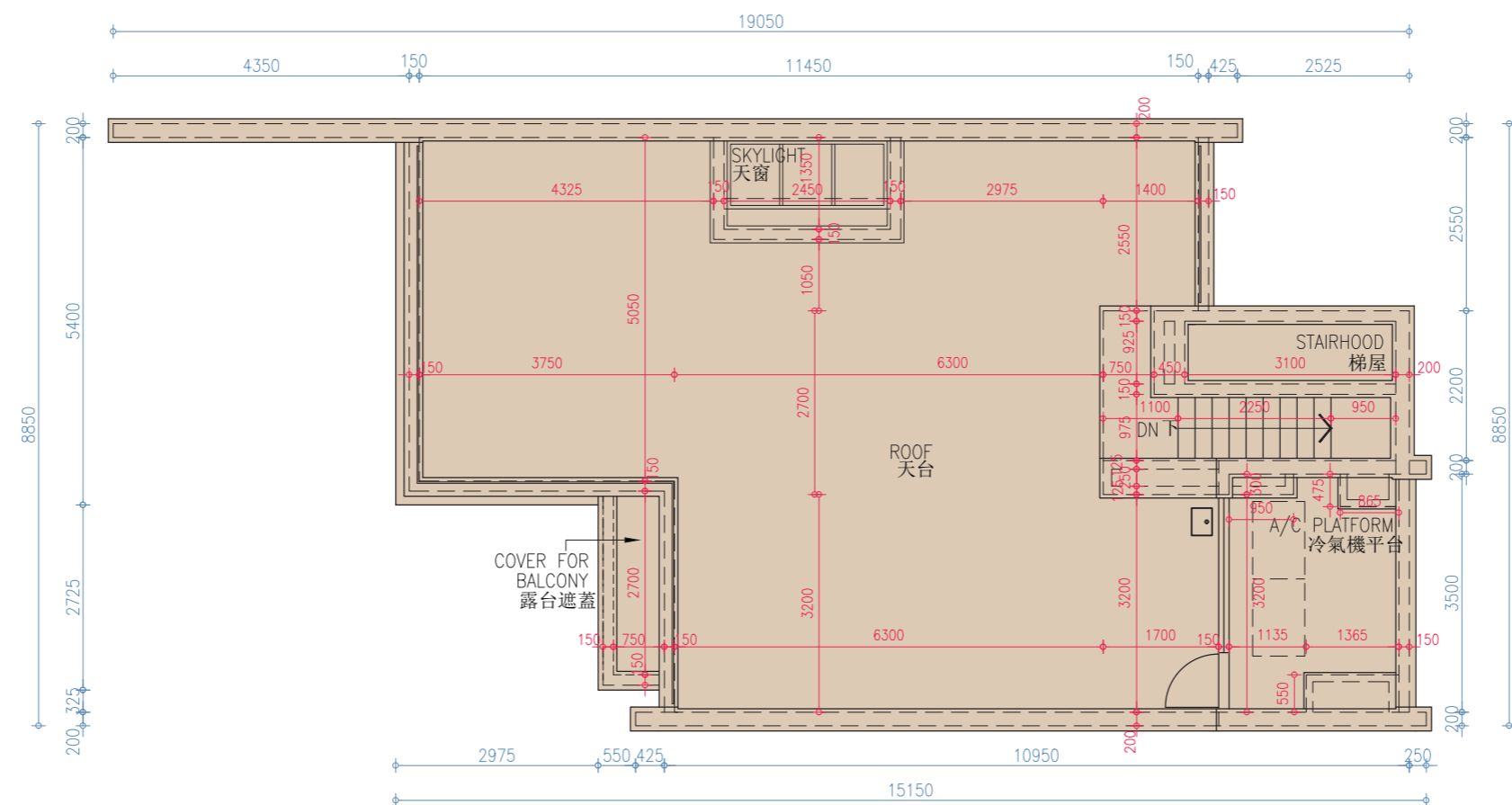
備註：

1. 因住宅物業的較高樓層的結構牆的厚度遞減，較高樓層的內部面積，一般比較低樓層的內部面積稍大。
2. 平面圖所列之數字以毫米標示之建築結構尺寸，並以 2016 年 8 月 31 日經屋宇署批准的建築圖則為基礎。
3. 以上平面圖中顯示之名詞及簡稱請參閱本售樓說明書第 20 頁。

Notes :

1. The internal areas of the residential properties on the upper floors will generally be slightly larger than those on the lower floors because of the reducing thickness of the structural walls on the upper floors.
2. The dimensions in the floor plans are all structural dimensions in millimeter which were prepared on the basis of General Building Plan approved by the Building Department on 31 August 2016.
3. Please refer to page 20 of this sales brochure for legend of the terms and abbreviation shown on the floor plan above.

9 號洋房 House 9	1 樓 First Floor
樓板 (不包括灰泥) 的厚度 (毫米) The thickness of the floors slab (excluding plaster) (mm)	175, 200
層與層之間的高度 (毫米) The floor-to-floor height (mm)	2650, 3200, 3300

9 號洋房天台平面圖
HOUSE 9 ROOF FLOOR PLAN

比例尺 SCALE

0 5米/M

9 號洋房 House 9	天台 Roof
樓板 (不包括灰泥) 的厚度 (毫米) The thickness of the floors slab (excluding plaster) (mm)	不適用 N/A
層與層之間的高度 (毫米) The floor-to-floor height (mm)	不適用 N/A

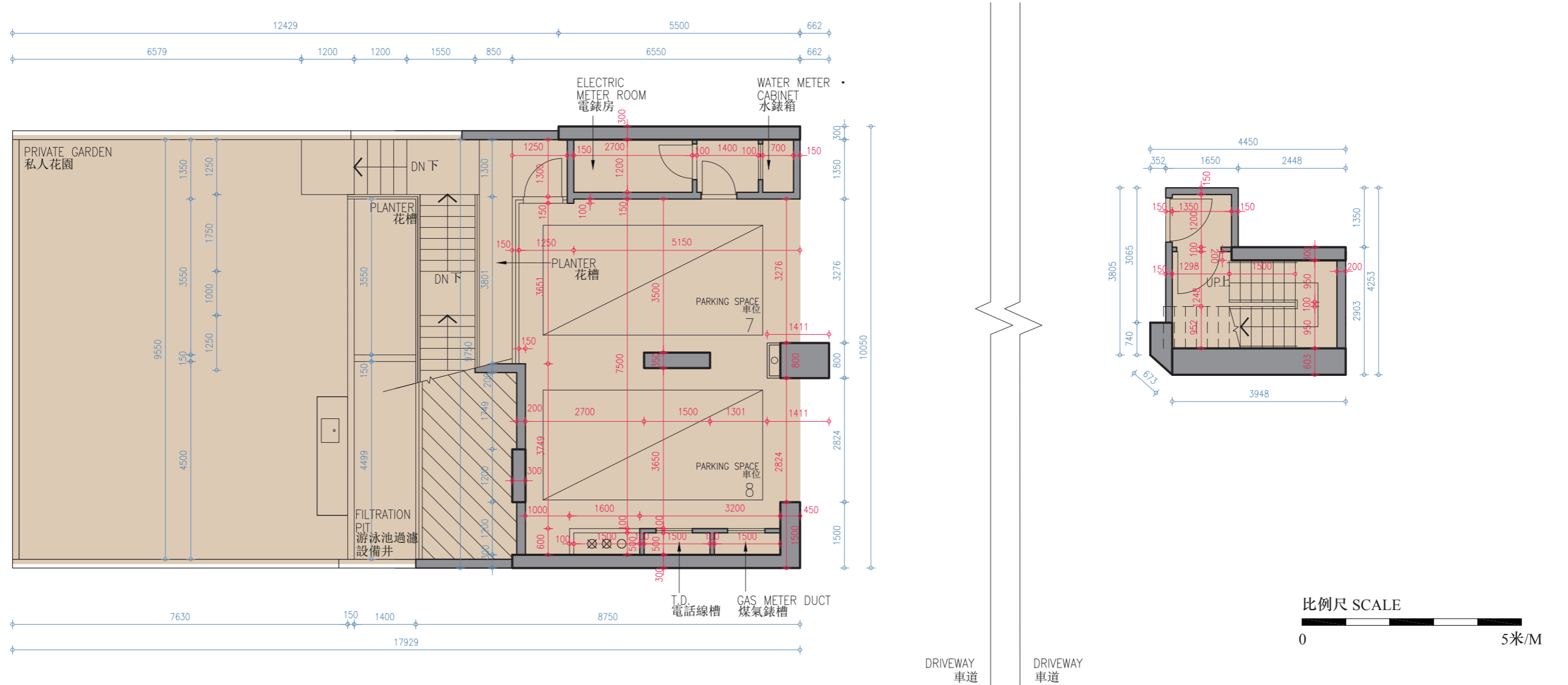
備註：

1. 因住宅物業的較高樓層的結構牆的厚度遞減，較高樓層的內部面積，一般比較低樓層的內部面積稍大。
2. 平面圖所列之數字以毫米標示之建築結構尺寸，並以 2016 年 8 月 31 日經屋宇署批准的建築圖則為基礎。
3. 以上平面圖中顯示之名詞及簡稱請參閱本售樓說明書第 20 頁。

Notes :

1. The internal areas of the residential properties on the upper floors will generally be slightly larger than those on the lower floors because of the reducing thickness of the structural walls on the upper floors.
2. The dimensions in the floor plans are all structural dimensions in millimeter which were prepared on the basis of General Building Plan approved by the Building Department on 31 August 2016.
3. Please refer to page 20 of this sales brochure for legend of the terms and abbreviation shown on the floor plan above.

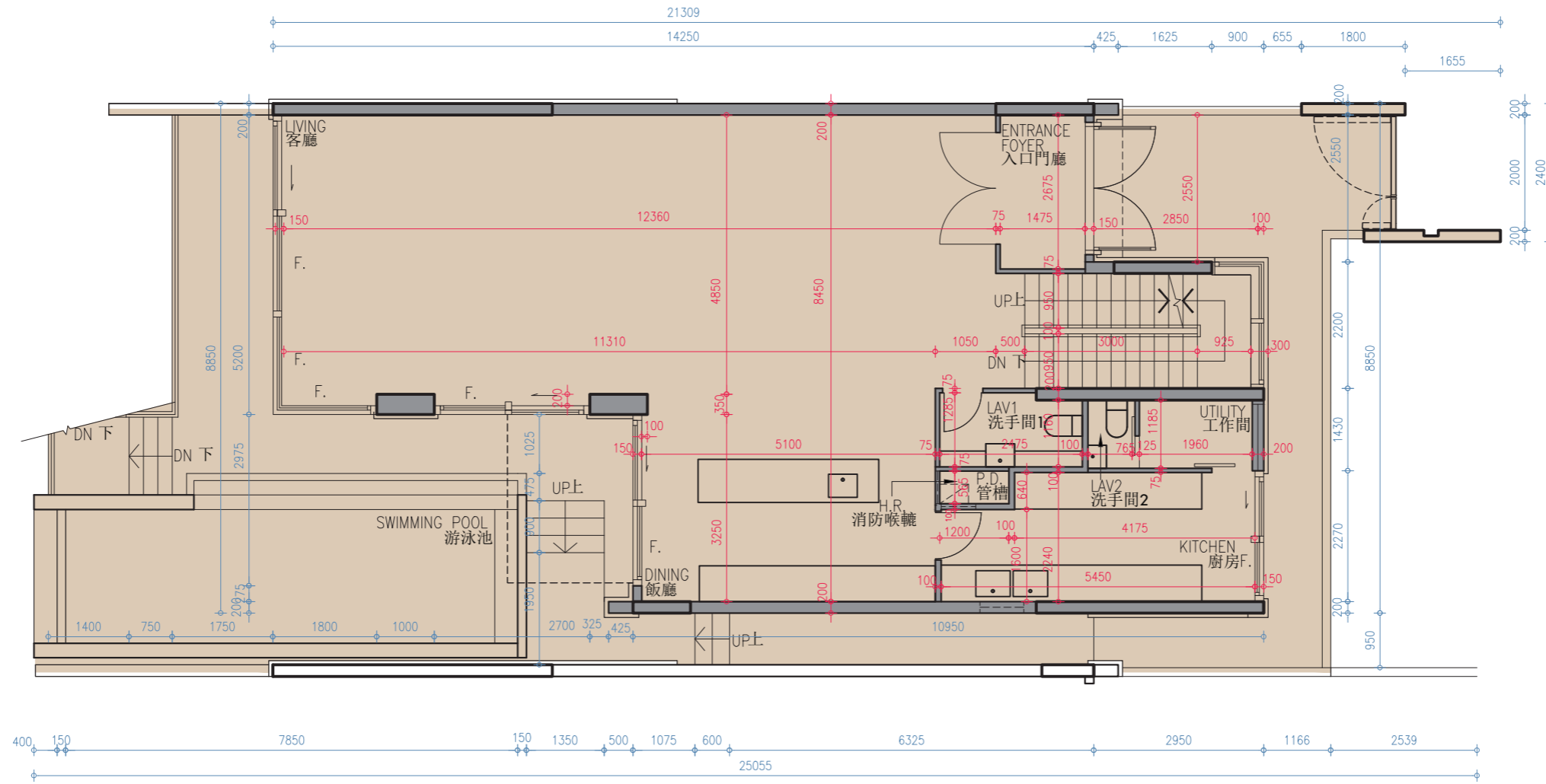
10 號洋房停車場平面圖 HOUSE 10 CAR PARK FLOOR PLAN



10 號洋房 House 10	停車場 Carpark Floor
樓板 (不包括灰泥) 的厚度 (毫米) The thickness of the floors slab (excluding plaster) (mm)	175, 200, 225
層與層之間的高度 (毫米) The floor-to-floor height (mm)	2970, 3000, 3200

- 備註：
1. 因住宅物業的較高樓層的結構牆的厚度遞減，較高樓層的內部面積，一般比較低樓層的內部面積稍大。
 2. 平面圖所列之數字以毫米標示之建築結構尺寸，並以 2016 年 10 月 18 日經屋宇署批准的建築圖則為基礎。
 3. 以上平面圖中顯示之名詞及簡稱請參閱本售樓說明書第 20 頁。
- Notes :
1. The internal areas of the residential properties on the upper floors will generally be slightly larger than those on the lower floors because of the reducing thickness of the structural walls on the upper floors.
 2. The dimensions in the floor plans are all structural dimensions in millimeter which were prepared on the basis of General Building Plan approved by the Building Department on 18 October 2016.
 3. Please refer to page 20 of this sales brochure for legend of the terms and abbreviation shown on the floor plan above.

10 號洋房地下平面圖 HOUSE 10 GROUND FLOOR PLAN



比例尺 SCALE
0 5米/M

10 號洋房 House 10	地下 Ground Floor
樓板 (不包括灰泥) 的厚度 (毫米) The thickness of the floors slab (excluding plaster) (mm)	150, 175, 200
層與層之間的高度 (毫米) The floor-to-floor height (mm)	3850, 4000, 4100

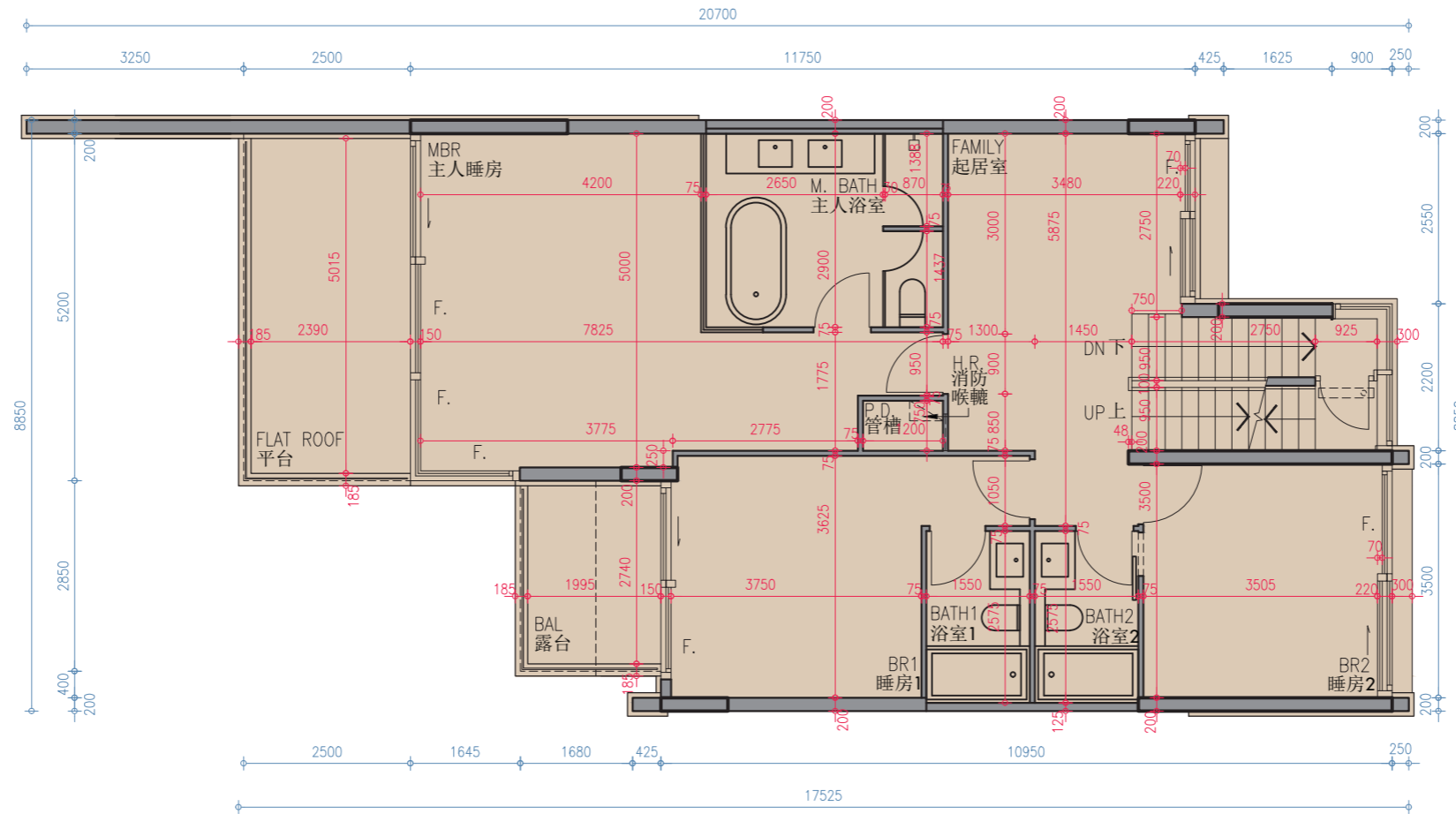
備註：

1. 因住宅物業的較高樓層的結構牆的厚度遞減，較高樓層的內部面積，一般比較低樓層的內部面積稍大。
2. 平面圖所列之數字以毫米標示之建築結構尺寸，並以 2016 年 8 月 31 日經屋宇署批准的建築圖則為基礎。
3. 以上平面圖中顯示之名詞及簡稱請參閱本售樓說明書第 20 頁。

Notes :

1. The internal areas of the residential properties on the upper floors will generally be slightly larger than those on the lower floors because of the reducing thickness of the structural walls on the upper floors.
2. The dimensions in the floor plans are all structural dimensions in millimeter which were prepared on the basis of General Building Plan approved by the Building Department on 31 August 2016.
3. Please refer to page 20 of this sales brochure for legend of the terms and abbreviation shown on the floor plan above.

10 號洋房 1 樓平面圖 HOUSE 10 FIRST FLOOR PLAN



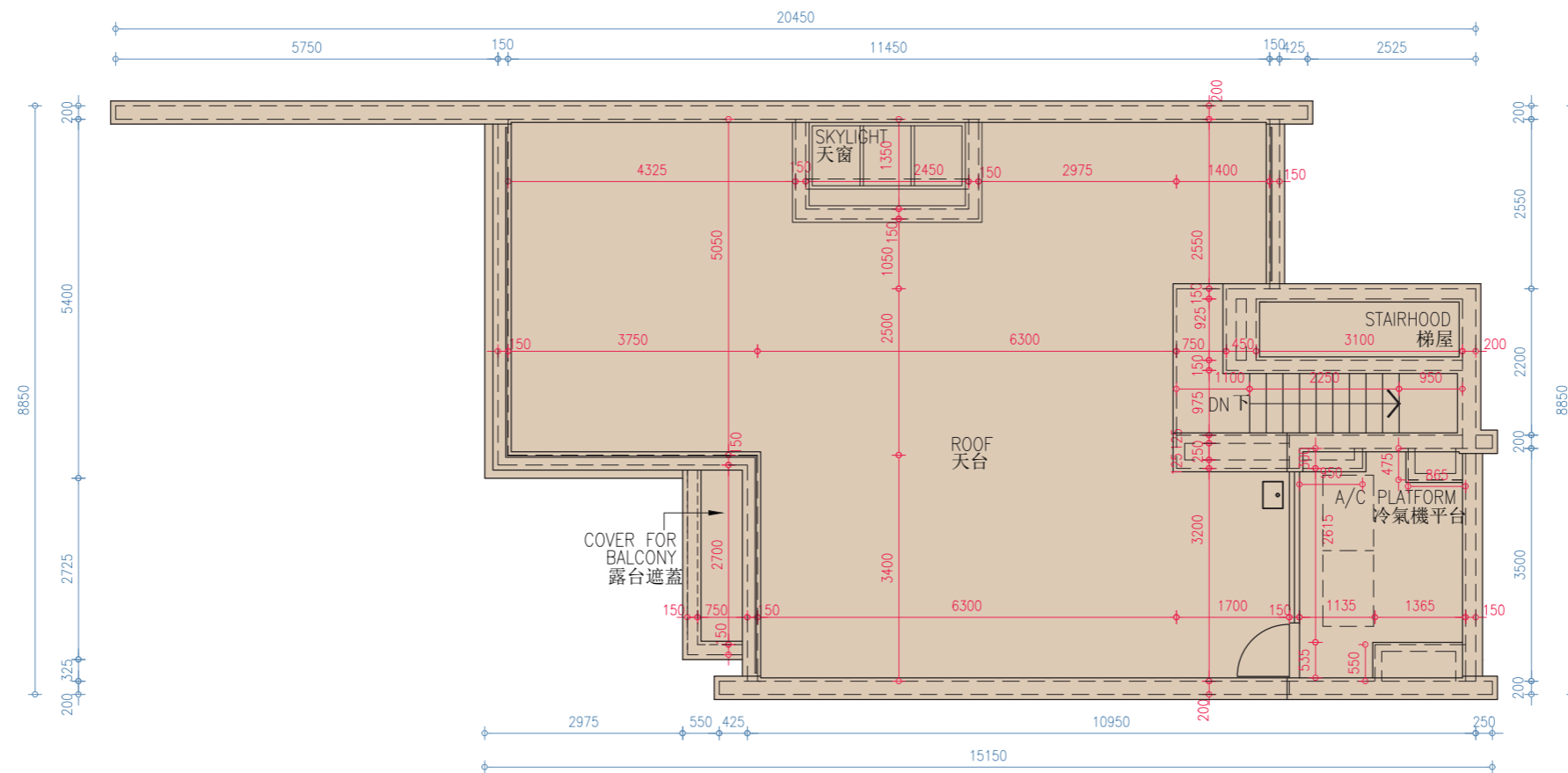
10 號洋房 House 10	1 樓 First Floor
樓板 (不包括灰泥) 的厚度 (毫米) The thickness of the floors slab (excluding plaster) (mm)	175, 200
層與層之間的高度 (毫米) The floor-to-floor height (mm)	2650, 3200, 3300

備註：

1. 因住宅物業的較高樓層的結構牆的厚度遞減，較高樓層的內部面積，一般比較低樓層的內部面積稍大。
2. 平面圖所列之數字以毫米標示之建築結構尺寸，並以 2016 年 8 月 31 日經屋宇署批准的建築圖則為基礎。
3. 以上平面圖中顯示之名詞及簡稱請參閱本售樓說明書第 20 頁。

Notes :

1. The internal areas of the residential properties on the upper floors will generally be slightly larger than those on the lower floors because of the reducing thickness of the structural walls on the upper floors.
2. The dimensions in the floor plans are all structural dimensions in millimeter which were prepared on the basis of General Building Plan approved by the Building Department on 31 August 2016.
3. Please refer to page 20 of this sales brochure for legend of the terms and abbreviation shown on the floor plan above.

10 號洋房天台平面圖
HOUSE 10 ROOF FLOOR PLAN

比例尺 SCALE

0 5米/M

10 號洋房 House 10	天台 Roof
樓板 (不包括灰泥) 的厚度 (毫米) The thickness of the floors slab (excluding plaster) (mm)	不適用 N/A
層與層之間的高度 (毫米) The floor-to-floor height (mm)	不適用 N/A

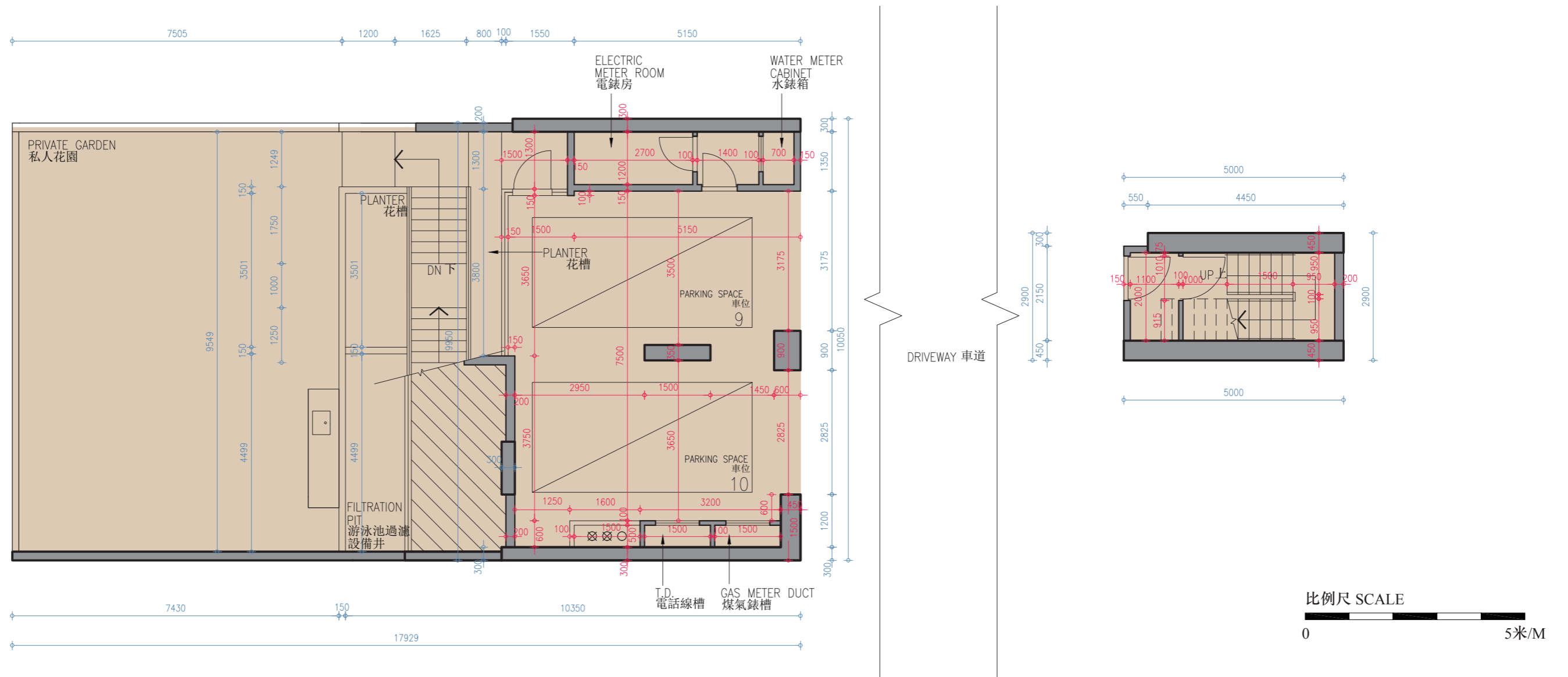
備註：

1. 因住宅物業的較高樓層的結構牆的厚度遞減，較高樓層的內部面積，一般比較低樓層的內部面積稍大。
2. 平面圖所列之數字以毫米標示之建築結構尺寸，並以 2016 年 8 月 31 日經屋宇署批准的建築圖則為基礎。
3. 以上平面圖中顯示之名詞及簡稱請參閱本售樓說明書第 20 頁。

Notes :

1. The internal areas of the residential properties on the upper floors will generally be slightly larger than those on the lower floors because of the reducing thickness of the structural walls on the upper floors.
2. The dimensions in the floor plans are all structural dimensions in millimeter which were prepared on the basis of General Building Plan approved by the Building Department on 31 August 2016.
3. Please refer to page 20 of this sales brochure for legend of the terms and abbreviation shown on the floor plan above.

11 號洋房停車場平面圖 HOUSE 11 CAR PARK FLOOR PLAN



11 號洋房 House 11	地下 Ground Floor
樓板 (不包括灰泥) 的厚度 (毫米) The thickness of the floors slab (excluding plaster) (mm)	175, 200, 225
層與層之間的高度 (毫米) The floor-to-floor height (mm)	2970, 3000, 3200

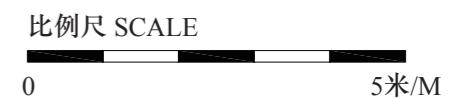
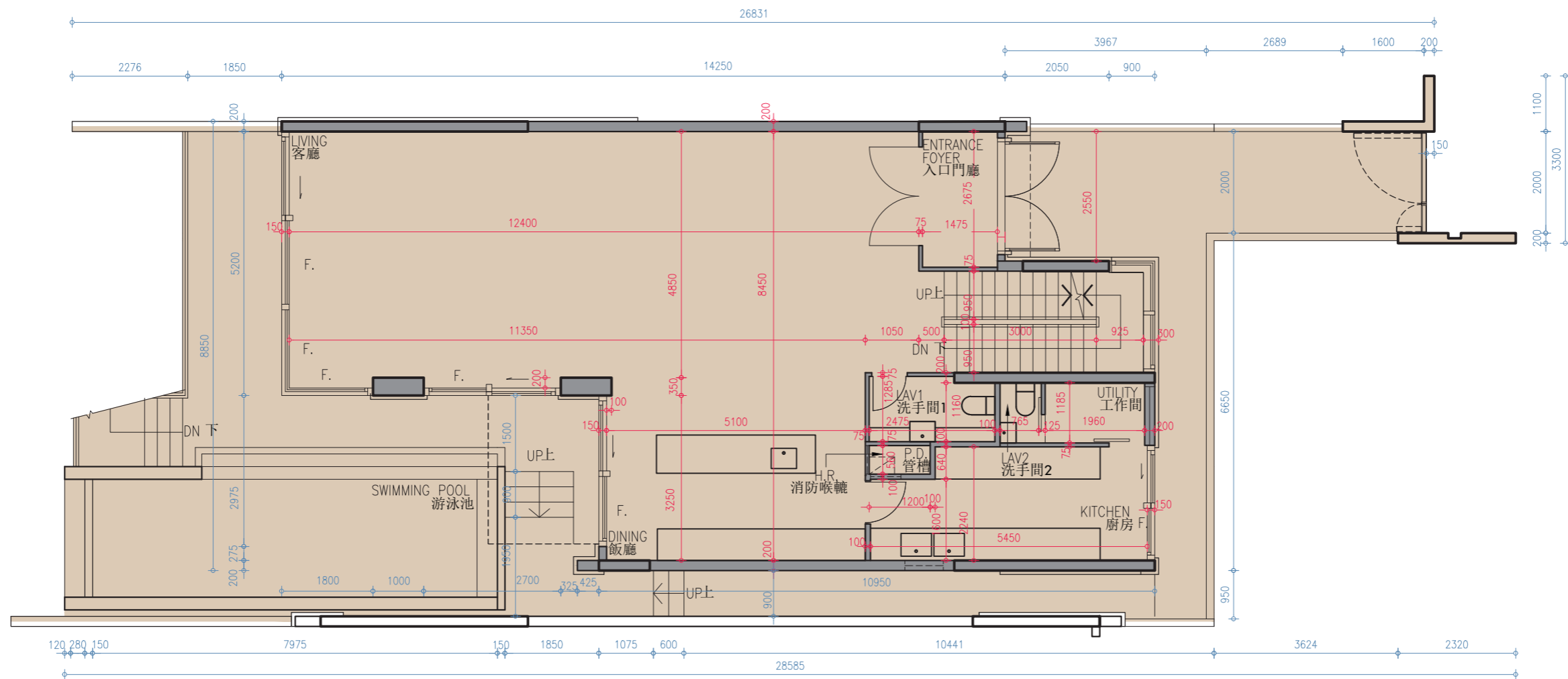
備註：

1. 因住宅物業的較高樓層的結構牆的厚度遞減，較高樓層的內部面積，一般比較低樓層的內部面積稍大。
2. 平面圖所列之數字以毫米標示之建築結構尺寸，並以 2016 年 10 月 18 日經屋宇署批准的建築圖則為基礎。
3. 以上平面圖中顯示之名詞及簡稱請參閱本售樓說明書第 20 頁。

Notes :

1. The internal areas of the residential properties on the upper floors will generally be slightly larger than those on the lower floors because of the reducing thickness of the structural walls on the upper floors.
2. The dimensions in the floor plans are all structural dimensions in millimeter which were prepared on the basis of General Building Plan approved by the Building Department on 18 October 2016.
3. Please refer to page 20 of this sales brochure for legend of the terms and abbreviation shown on the floor plan above.

11 號洋房地下平面圖 HOUSE 11 GROUND FLOOR PLAN



11 號洋房 House 11	地下 Ground Floor
樓板 (不包括灰泥) 的厚度 (毫米) The thickness of the floors slab (excluding plaster) (mm)	150, 175, 200
層與層之間的高度 (毫米) The floor-to-floor height (mm)	3850, 4000, 4100

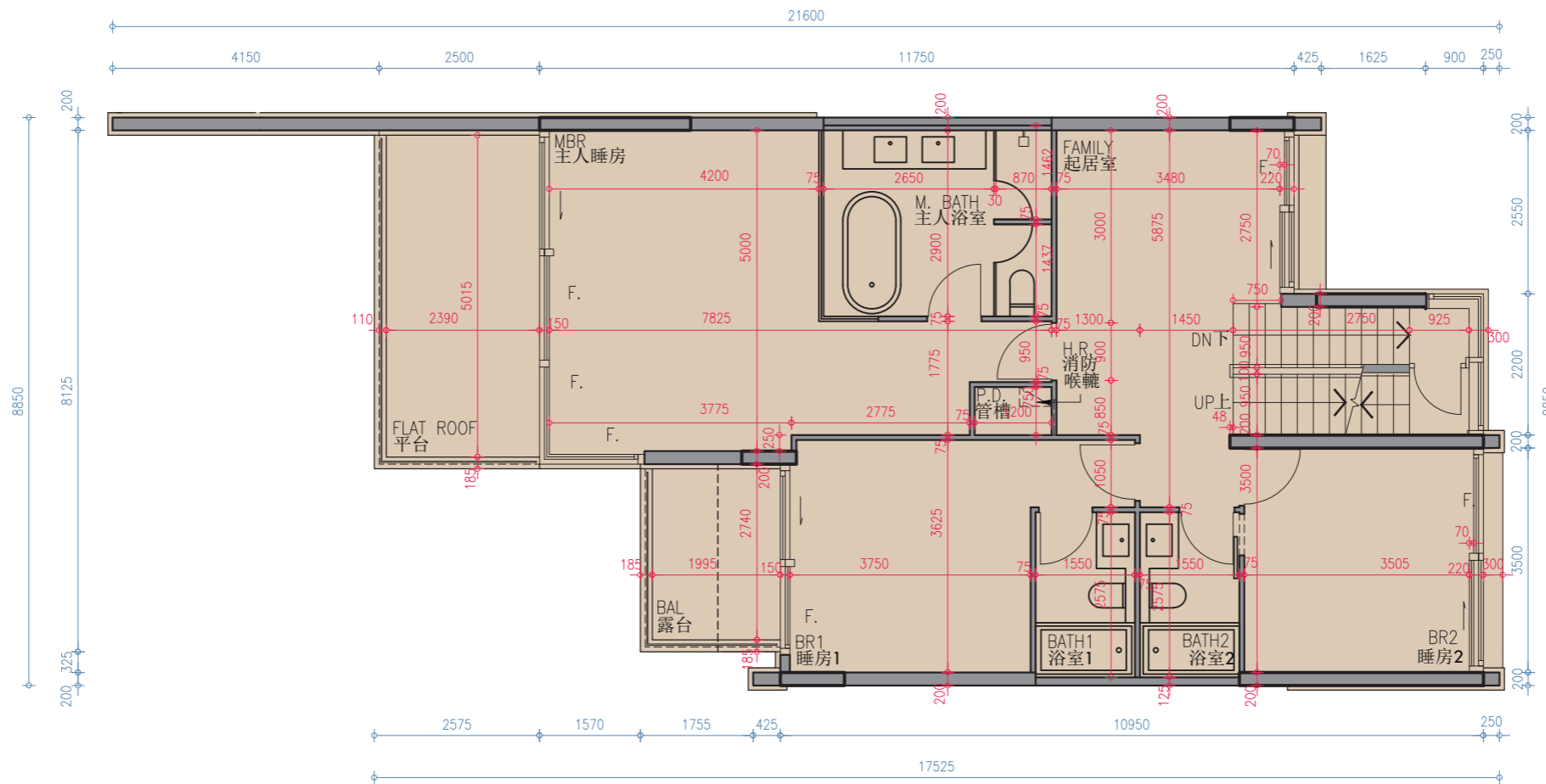
備註 :

1. 因住宅物業的較高樓層的結構牆的厚度遞減，較高樓層的內部面積，一般比較低樓層的內部面積稍大。
2. 平面圖所列之數字以毫米標示之建築結構尺寸，並以 2016 年 8 月 31 日經屋宇署批准的建築圖則為基礎。
3. 以上平面圖中顯示之名詞及簡稱請參閱本售樓說明書第 20 頁。

Notes :

1. The internal areas of the residential properties on the upper floors will generally be slightly larger than those on the lower floors because of the reducing thickness of the structural walls on the upper floors.
2. The dimensions in the floor plans are all structural dimensions in millimeter which were prepared on the basis of General Building Plan approved by the Building Department on 31 August 2016.
3. Please refer to page 20 of this sales brochure for legend of the terms and abbreviation shown on the floor plan above.

11 號洋房 1 樓平面圖 HOUSE 11 FIRST FLOOR PLAN



11 號洋房 House 11	1 樓 First Floor
樓板 (不包括灰泥) 的厚度 (毫米) The thickness of the floors slab (excluding plaster) (mm)	175, 200
層與層之間的高度 (毫米) The floor-to-floor height (mm)	2650, 3200, 3300

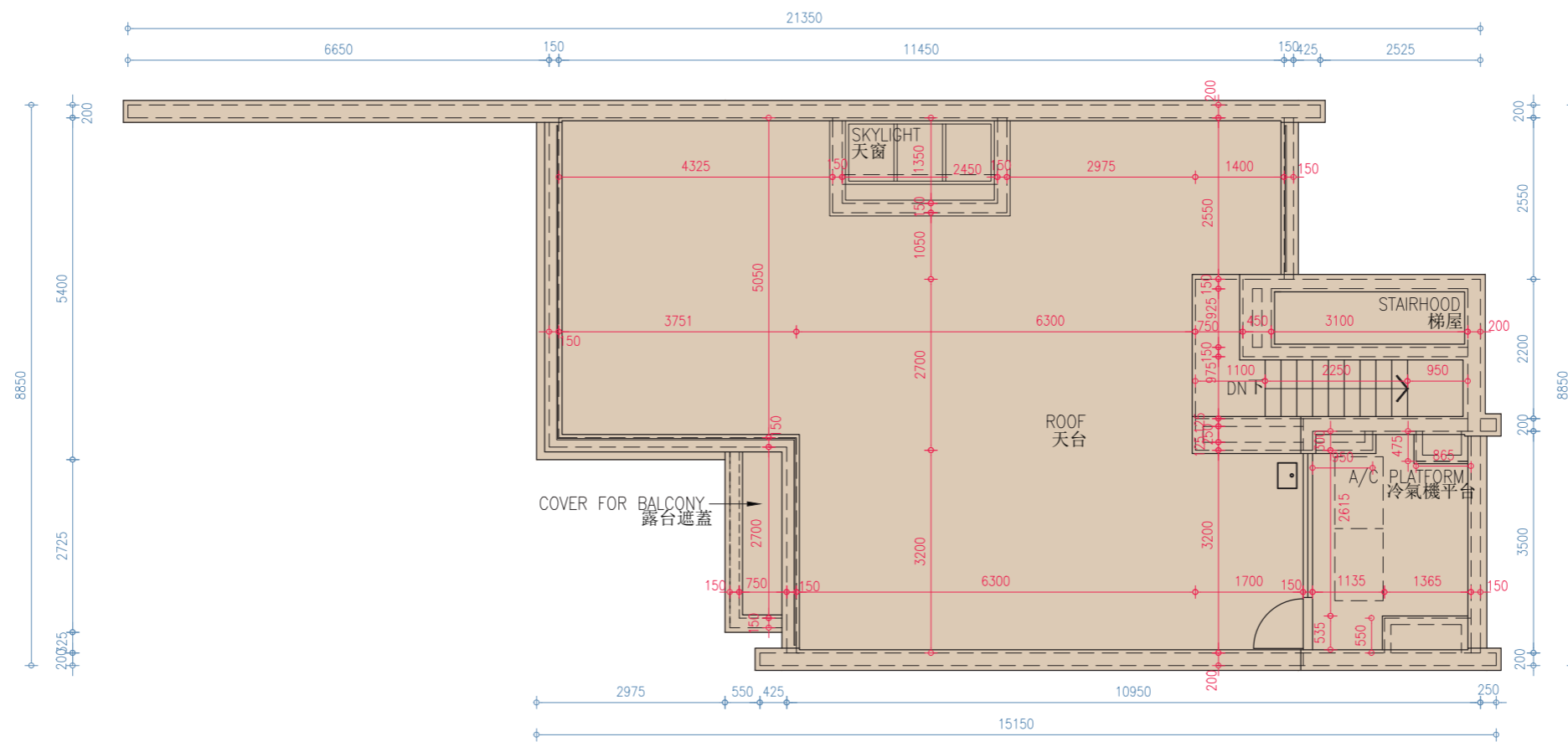
備註：

1. 因住宅物業的較高樓層的結構牆的厚度遞減，較高樓層的內部面積，一般比較低樓層的內部面積稍大。
2. 平面圖所列之數字以毫米標示之建築結構尺寸，並以 2016 年 8 月 31 日經屋宇署批准的建築圖則為基礎。
3. 以上平面圖中顯示之名詞及簡稱請參閱本售樓說明書第 20 頁。

Notes :

1. The internal areas of the residential properties on the upper floors will generally be slightly larger than those on the lower floors because of the reducing thickness of the structural walls on the upper floors.
2. The dimensions in the floor plans are all structural dimensions in millimeter which were prepared on the basis of General Building Plan approved by the Building Department on 31 August 2016.
3. Please refer to page 20 of this sales brochure for legend of the terms and abbreviation shown on the floor plan above.

11 號洋房天台平面圖 HOUSE 11 ROOF FLOOR PLAN



比例尺 SCALE
0 5米/M

11 號洋房 House 11	天台 Roof
樓板 (不包括灰泥) 的厚度 (毫米) The thickness of the floors slab (excluding plaster) (mm)	不適用 N/A
層與層之間的高度 (毫米) The floor-to-floor height (mm)	不適用 N/A

備註：

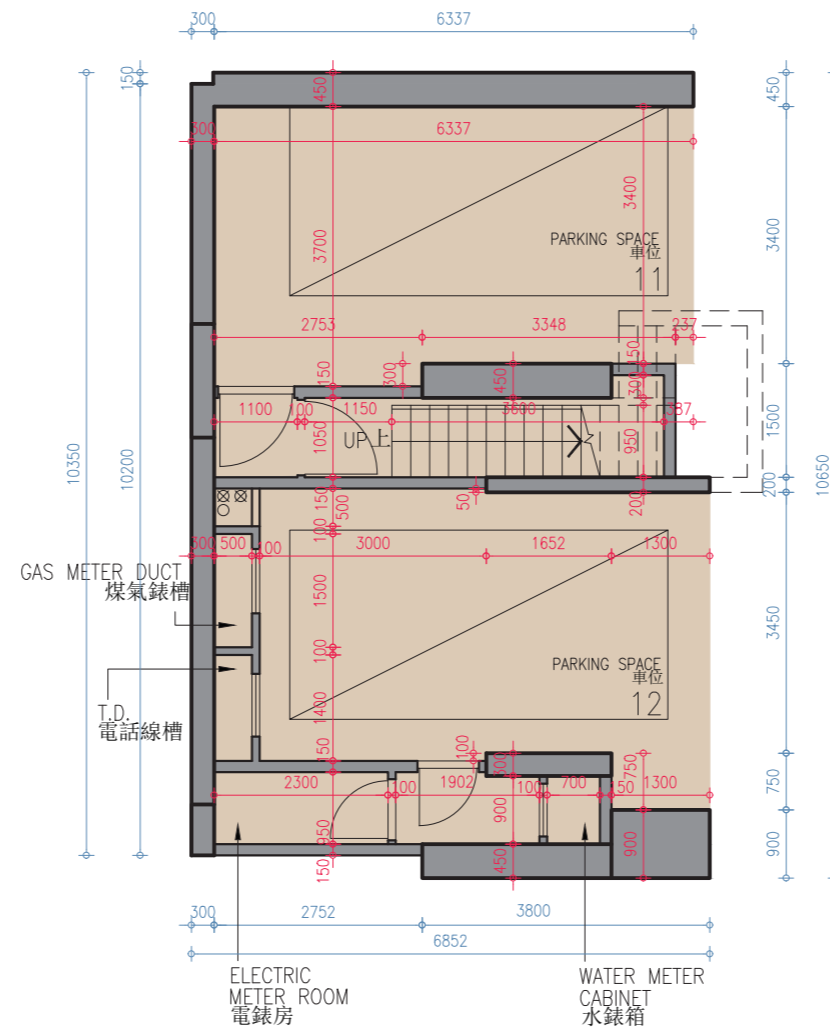
1. 因住宅物業的較高樓層的結構牆的厚度遞減，較高樓層的內部面積，一般比較低樓層的內部面積稍大。
2. 平面圖所列之數字以毫米標示之建築結構尺寸，並以 2016 年 8 月 31 日經屋宇署批准的建築圖則為基礎。
3. 以上平面圖中顯示之名詞及簡稱請參閱本售樓說明書第 20 頁。

Notes :

1. The internal areas of the residential properties on the upper floors will generally be slightly larger than those on the lower floors because of the reducing thickness of the structural walls on the upper floors.
2. The dimensions in the floor plans are all structural dimensions in millimeter which were prepared on the basis of General Building Plan approved by the Building Department on 31 August 2016.
3. Please refer to page 20 of this sales brochure for legend of the terms and abbreviation shown on the floor plan above.

12 號洋房停車場平面圖

HOUSE 12 CAR PARK FLOOR PLAN



比例尺 SCALE



12 號洋房 House 12	停車場 Carpark Floor
樓板 (不包括灰泥) 的厚度 (毫米) The thickness of the floors slab (excluding plaster) (mm)	175, 200
層與層之間的高度 (毫米) The floor-to-floor height (mm)	3000, 3200

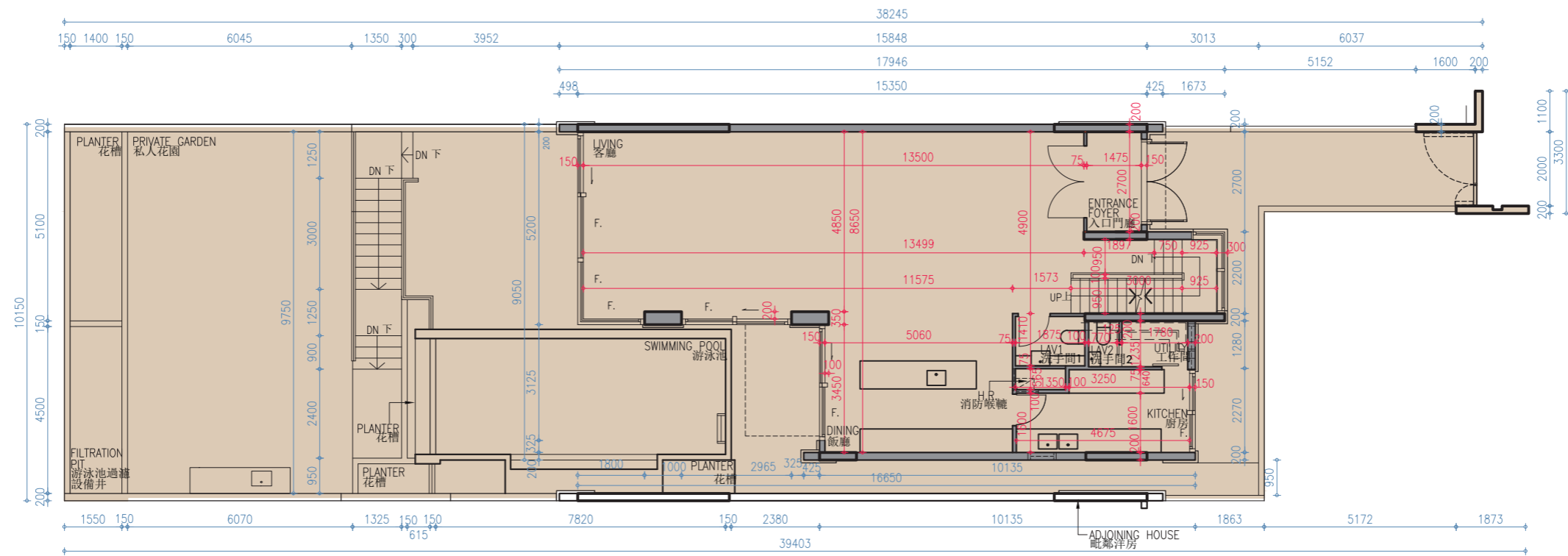
備註：

1. 因住宅物業的較高樓層的結構牆的厚度遞減，較高樓層的內部面積，一般比較低樓層的內部面積稍大。
2. 平面圖所列之數字以毫米標示之建築結構尺寸，並以 2016 年 10 月 18 日經屋宇署批准的建築圖則為基礎。
3. 以上平面圖中顯示之名詞及簡稱請參閱本售樓說明書第 20 頁。

Notes :

1. The internal areas of the residential properties on the upper floors will generally be slightly larger than those on the lower floors because of the reducing thickness of the structural walls on the upper floors.
2. The dimensions in the floor plans are all structural dimensions in millimeter which were prepared on the basis of General Building Plan approved by the Building Department on 18 October 2016.
3. Please refer to page 20 of this sales brochure for legend of the terms and abbreviation shown on the floor plan above.

12 號洋房地下平面圖 HOUSE 12 GROUND FLOOR PLAN



比例尺 SCALE



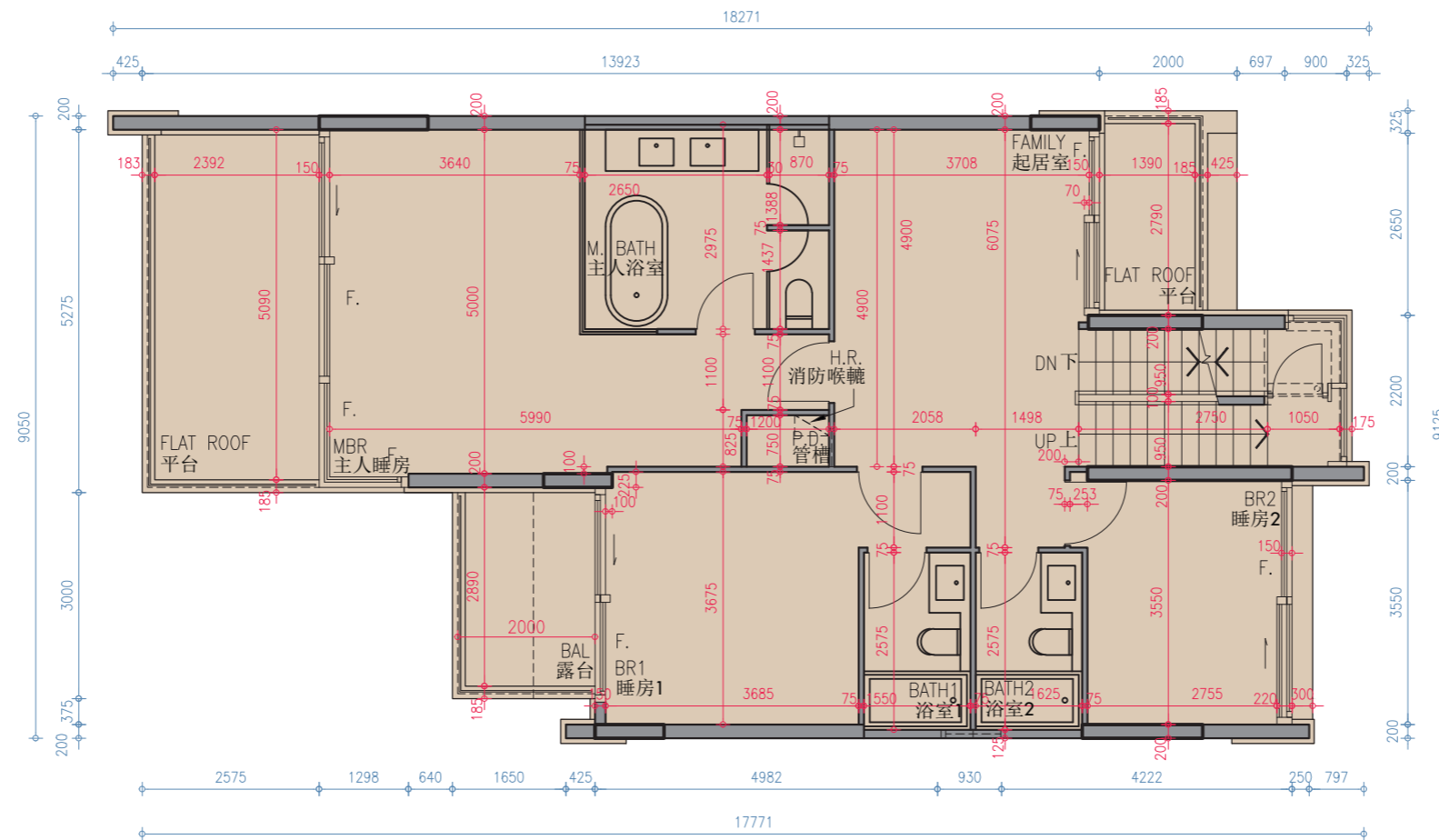
備註：

1. 因住宅物業的較高樓層的結構牆的厚度遞減，較高樓層的內部面積，一般比較低樓層的內部面積稍大。
2. 平面圖所列之數字以毫米標示之建築結構尺寸，並以 2016 年 10 月 18 日經屋宇署批准的建築圖則為基礎。
3. 以上平面圖中顯示之名詞及簡稱請參閱本售樓說明書第 20 頁。

Notes :

1. The internal areas of the residential properties on the upper floors will generally be slightly larger than those on the lower floors because of the reducing thickness of the structural walls on the upper floors.
2. The dimensions in the floor plans are all structural dimensions in millimeter which were prepared on the basis of General Building Plan approved by the Building Department on 18 October 2016.
3. Please refer to page 20 of this sales brochure for legend of the terms and abbreviation shown on the floor plan above.

12 號洋房 House 12	地下 Ground Floor
樓板 (不包括灰泥) 的厚度 (毫米) The thickness of the floors slab (excluding plaster) (mm)	150, 175, 200
層與層之間的高度 (毫米) The floor-to-floor height (mm)	3850, 4000, 4100

12 號洋房 1 樓平面圖
HOUSE 12 FIRST FLOOR PLAN

比例尺 SCALE

0 5米/M

12 號洋房 House 12	1 樓 First Floor
樓板 (不包括灰泥) 的厚度 (毫米) The thickness of the floors slab (excluding plaster) (mm)	175, 200
層與層之間的高度 (毫米) The floor-to-floor height (mm)	2650, 3200, 3300

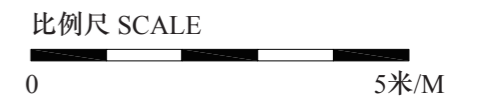
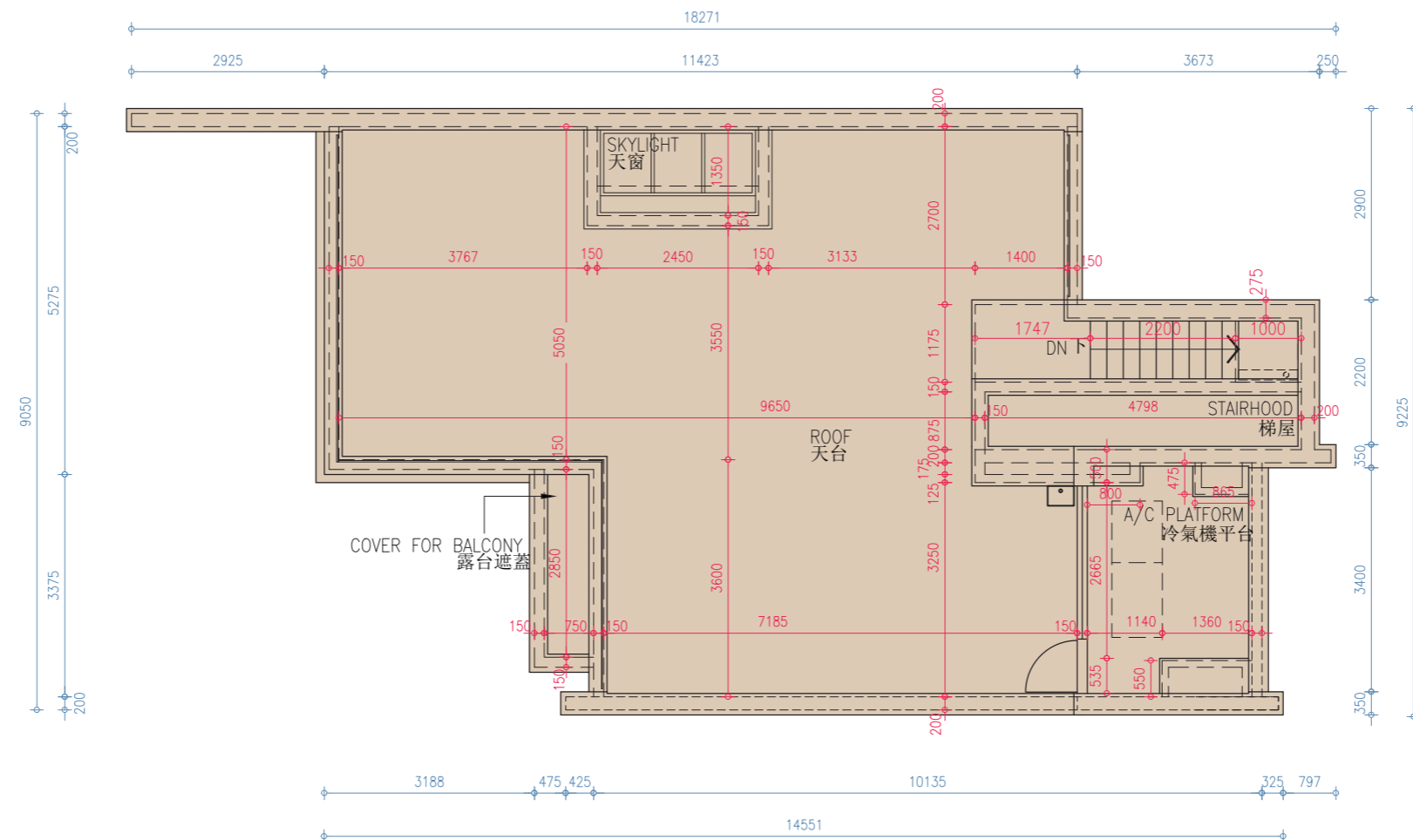
備註：

1. 因住宅物業的較高樓層的結構牆的厚度遞減，較高樓層的內部面積，一般比較低樓層的內部面積稍大。
2. 平面圖所列之數字以毫米標示之建築結構尺寸，並以 2016 年 10 月 18 日經屋宇署批准的建築圖則為基礎。
3. 以上平面圖中顯示之名詞及簡稱請參閱本售樓說明書第 20 頁。

Notes:

1. The internal areas of the residential properties on the upper floors will generally be slightly larger than those on the lower floors because of the reducing thickness of the structural walls on the upper floors.
2. The dimensions in the floor plans are all structural dimensions in millimeter which were prepared on the basis of General Building Plan approved by the Building Department on 18 October 2016.
3. Please refer to page 20 of this sales brochure for legend of the terms and abbreviation shown on the floor plan above.

12 號洋房天台平面圖 HOUSE 12 ROOF FLOOR PLAN



備註：

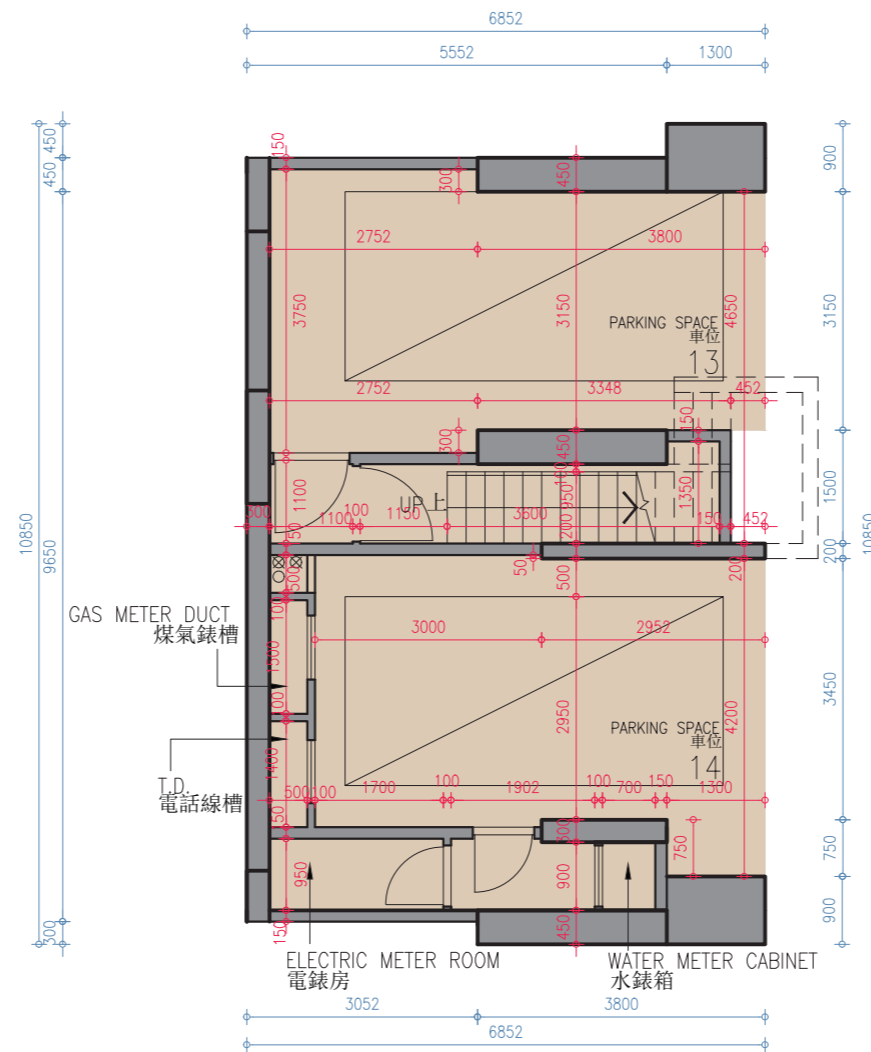
1. 因住宅物業的較高樓層的結構牆的厚度遞減，較高樓層的內部面積，一般比較低樓層的內部面積稍大。
2. 平面圖所列之數字以毫米標示之建築結構尺寸，並以 2016 年 10 月 18 日經屋宇署批准的建築圖則為基礎。
3. 以上平面圖中顯示之名詞及簡稱請參閱本售樓說明書第 20 頁。

Notes :

1. The internal areas of the residential properties on the upper floors will generally be slightly larger than those on the lower floors because of the reducing thickness of the structural walls on the upper floors.
2. The dimensions in the floor plans are all structural dimensions in millimeter which were prepared on the basis of General Building Plan approved by the Building Department on 18 October 2016.
3. Please refer to page 20 of this sales brochure for legend of the terms and abbreviation shown on the floor plan above.

12 號洋房 House 12	天台 Roof
樓板 (不包括灰泥) 的厚度 (毫米) The thickness of the floors slab (excluding plaster) (mm)	不適用 N/A
層與層之間的高度 (毫米) The floor-to-floor height (mm)	不適用 N/A

13 號洋房停車場平面圖 HOUSE 13 CAR PARK FLOOR PLAN



13 號洋房 House 13	停車場 Carpark Floor
樓板 (不包括灰泥) 的厚度 (毫米) The thickness of the floors slab (excluding plaster) (mm)	175, 200
層與層之間的高度 (毫米) The floor-to-floor height (mm)	3000, 3200

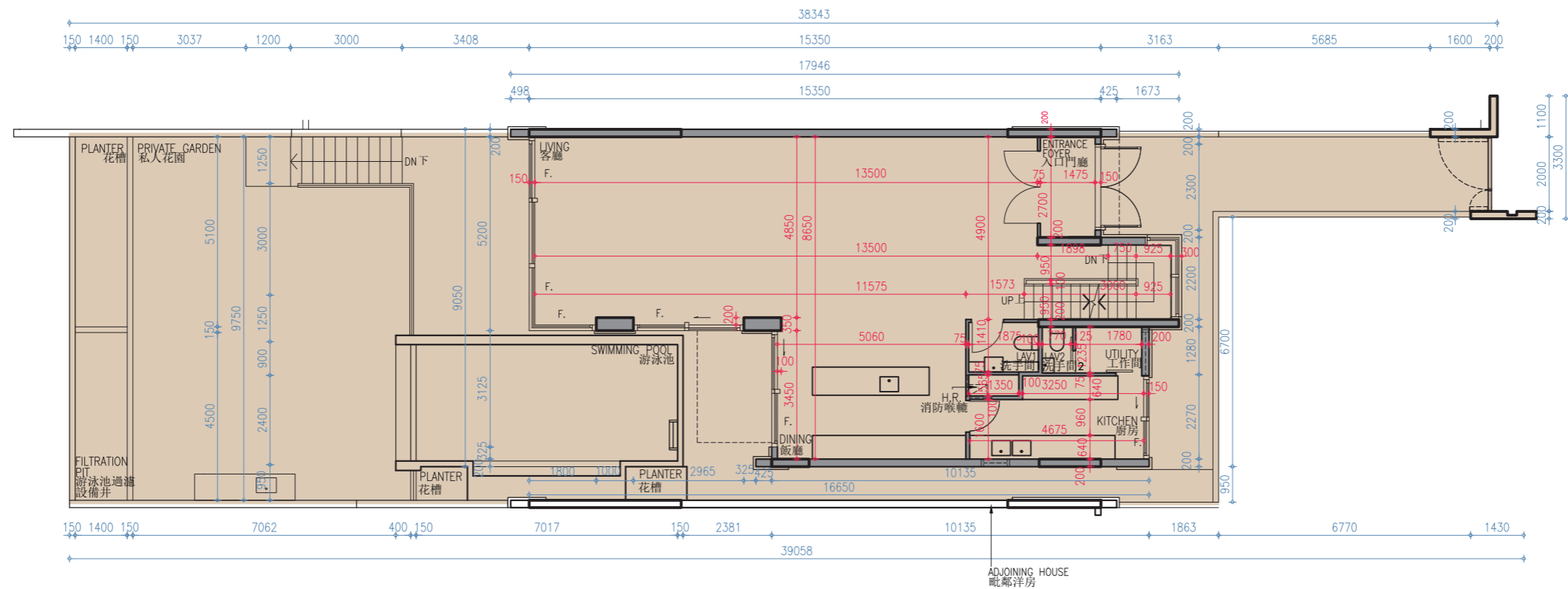
備註：

1. 因住宅物業的較高樓層的結構牆的厚度遞減，較高樓層的內部面積，一般比較低樓層的內部面積稍大。
2. 平面圖所列之數字以毫米標示之建築結構尺寸，並以 2016 年 10 月 18 日經屋宇署批准的建築圖則為基礎。
3. 以上平面圖中顯示之名詞及簡稱請參閱本售樓說明書第 20 頁。

Notes :

1. The internal areas of the residential properties on the upper floors will generally be slightly larger than those on the lower floors because of the reducing thickness of the structural walls on the upper floors.
2. The dimensions in the floor plans are all structural dimensions in millimeter which were prepared on the basis of General Building Plan approved by the Building Department on 18 October 2016.
3. Please refer to page 20 of this sales brochure for legend of the terms and abbreviation shown on the floor plan above.

13 號洋房地下平面圖 HOUSE 13 GROUND FLOOR PLAN



比例尺 SCALE



13 號洋房 House 13	地下 Ground Floor
樓板 (不包括灰泥) 的厚度 (毫米) The thickness of the floors slab (excluding plaster) (mm)	150, 175, 200
層與層之間的高度 (毫米) The floor-to-floor height (mm)	3850, 4000, 4100

備註：

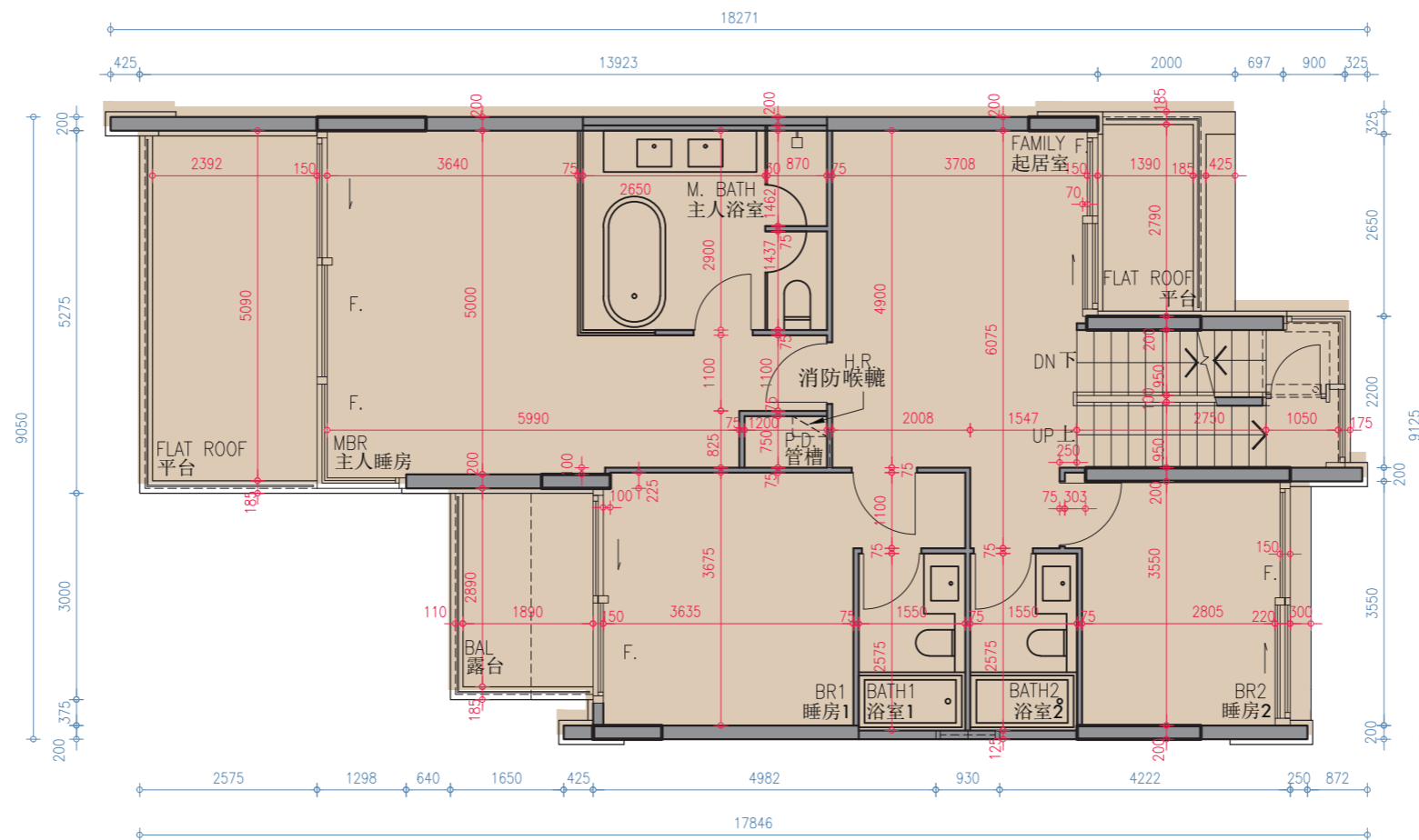
1. 因住宅物業的較高樓層的結構牆的厚度遞減，較高樓層的內部面積，一般比較低樓層的內部面積稍大。
2. 平面圖所列之數字以毫米標示之建築結構尺寸，並以 2016 年 10 月 18 日經屋宇署批准的建築圖則為基礎。
3. 以上平面圖中顯示之名詞及簡稱請參閱本售樓說明書第 20 頁。

Notes :

1. The internal areas of the residential properties on the upper floors will generally be slightly larger than those on the lower floors because of the reducing thickness of the structural walls on the upper floors.
2. The dimensions in the floor plans are all structural dimensions in millimeter which were prepared on the basis of General Building Plan approved by the Building Department on 18 October 2016.
3. Please refer to page 20 of this sales brochure for legend of the terms and abbreviation shown on the floor plan above.

13 號洋房 1 樓平面圖

HOUSE 13 FIRST FLOOR PLAN



比例尺 SCALE

0 5米/M

13 號洋房 House 13	1 樓 First Floor
樓板 (不包括灰泥) 的厚度 (毫米) The thickness of the floors slab (excluding plaster) (mm)	175, 200
層與層之間的高度 (毫米) The floor-to-floor height (mm)	2650, 3200, 3300

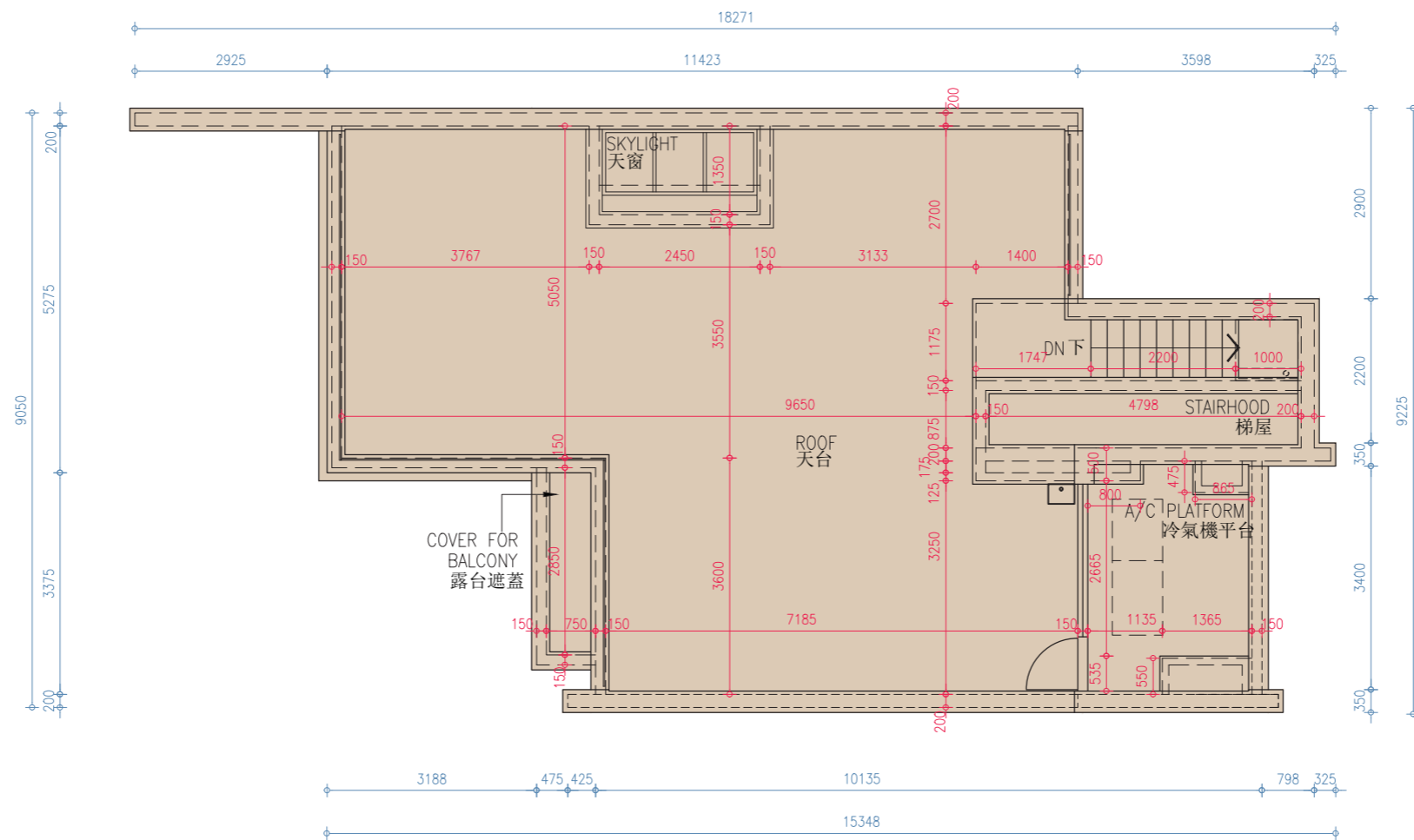
備註：

1. 因住宅物業的較高樓層的結構牆的厚度遞減，較高樓層的內部面積，一般比較低樓層的內部面積稍大。
2. 平面圖所列之數字以毫米標示之建築結構尺寸，並以 2016 年 10 月 18 日經屋宇署批准的建築圖則為基礎。
3. 以上平面圖中顯示之名詞及簡稱請參閱本售樓說明書第 20 頁。

Notes :

1. The internal areas of the residential properties on the upper floors will generally be slightly larger than those on the lower floors because of the reducing thickness of the structural walls on the upper floors.
2. The dimensions in the floor plans are all structural dimensions in millimeter which were prepared on the basis of General Building Plan approved by the Building Department on 18 October 2016.
3. Please refer to page 20 of this sales brochure for legend of the terms and abbreviation shown on the floor plan above.

13 號洋房天台平面圖 HOUSE 13 ROOF FLOOR PLAN



比例尺 SCALE
0 5米/M

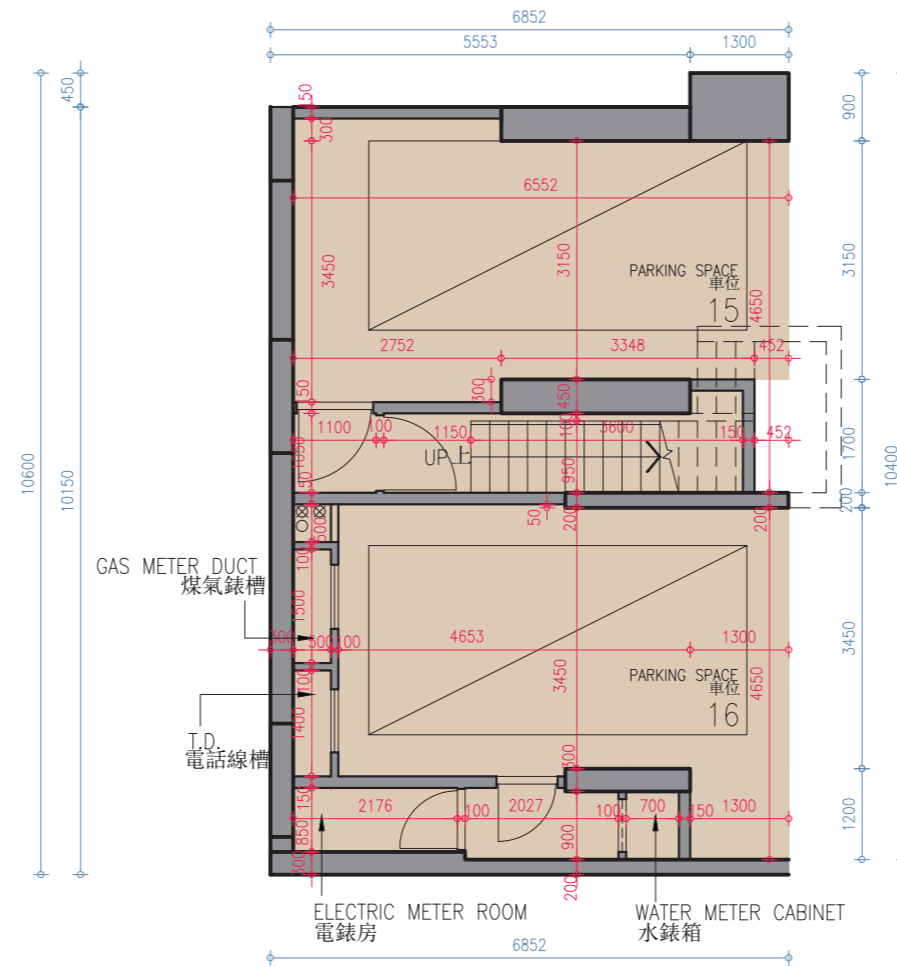
13 號洋房 House 13	天台 Roof
樓板 (不包括灰泥) 的厚度 (毫米) The thickness of the floors slab (excluding plaster) (mm)	不適用 N/A
層與層之間的高度 (毫米) The floor-to-floor height (mm)	不適用 N/A

備註：

1. 因住宅物業的較高樓層的結構牆的厚度遞減，較高樓層的內部面積，一般比較低樓層的內部面積稍大。
2. 平面圖所列之數字以毫米標示之建築結構尺寸，並以 2016 年 10 月 18 日經屋宇署批准的建築圖則為基礎。
3. 以上平面圖中顯示之名詞及簡稱請參閱本售樓說明書第 20 頁。

Notes :

1. The internal areas of the residential properties on the upper floors will generally be slightly larger than those on the lower floors because of the reducing thickness of the structural walls on the upper floors.
2. The dimensions in the floor plans are all structural dimensions in millimeter which were prepared on the basis of General Building Plan approved by the Building Department on 18 October 2016.
3. Please refer to page 20 of this sales brochure for legend of the terms and abbreviation shown on the floor plan above.

15 號洋房停車場平面圖
HOUSE 15 CAR PARK FLOOR PLAN

比例尺 SCALE

0 5米/M

15 號洋房 House 15	停車場 Carpark Floor
樓板 (不包括灰泥) 的厚度 (毫米) The thickness of the floors slab (excluding plaster) (mm)	175, 200
層與層之間的高度 (毫米) The floor-to-floor height (mm)	3000, 3200

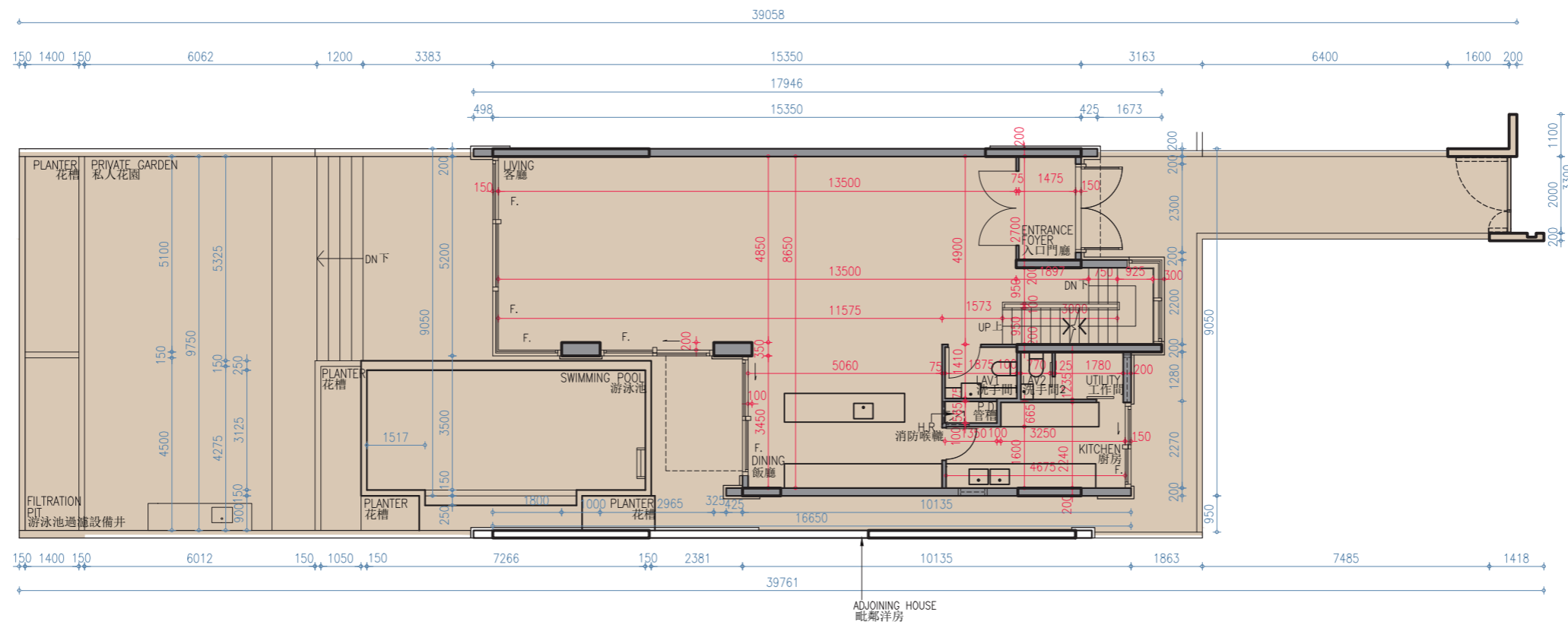
備註：

1. 因住宅物業的較高樓層的結構牆的厚度遞減，較高樓層的內部面積，一般比較低樓層的內部面積稍大。
2. 平面圖所列之數字以毫米標示之建築結構尺寸，並以 2016 年 10 月 18 日經屋宇署批准的建築圖則為基礎。
3. 以上平面圖中顯示之名詞及簡稱請參閱本售樓說明書第 20 頁。

Notes :

1. The internal areas of the residential properties on the upper floors will generally be slightly larger than those on the lower floors because of the reducing thickness of the structural walls on the upper floors.
2. The dimensions in the floor plans are all structural dimensions in millimeter which were prepared on the basis of General Building Plan approved by the Building Department on 18 October 2016.
3. Please refer to page 20 of this sales brochure for legend of the terms and abbreviation shown on the floor plan above.

15 號洋房地下平面圖 HOUSE 15 GROUND FLOOR PLAN



比例尺 SCALE



15 號洋房 House 15	地下 Ground Floor
樓板 (不包括灰泥) 的厚度 (毫米) The thickness of the floors slab (excluding plaster) (mm)	150, 175, 200
層與層之間的高度 (毫米) The floor-to-floor height (mm)	3850, 4000, 4100

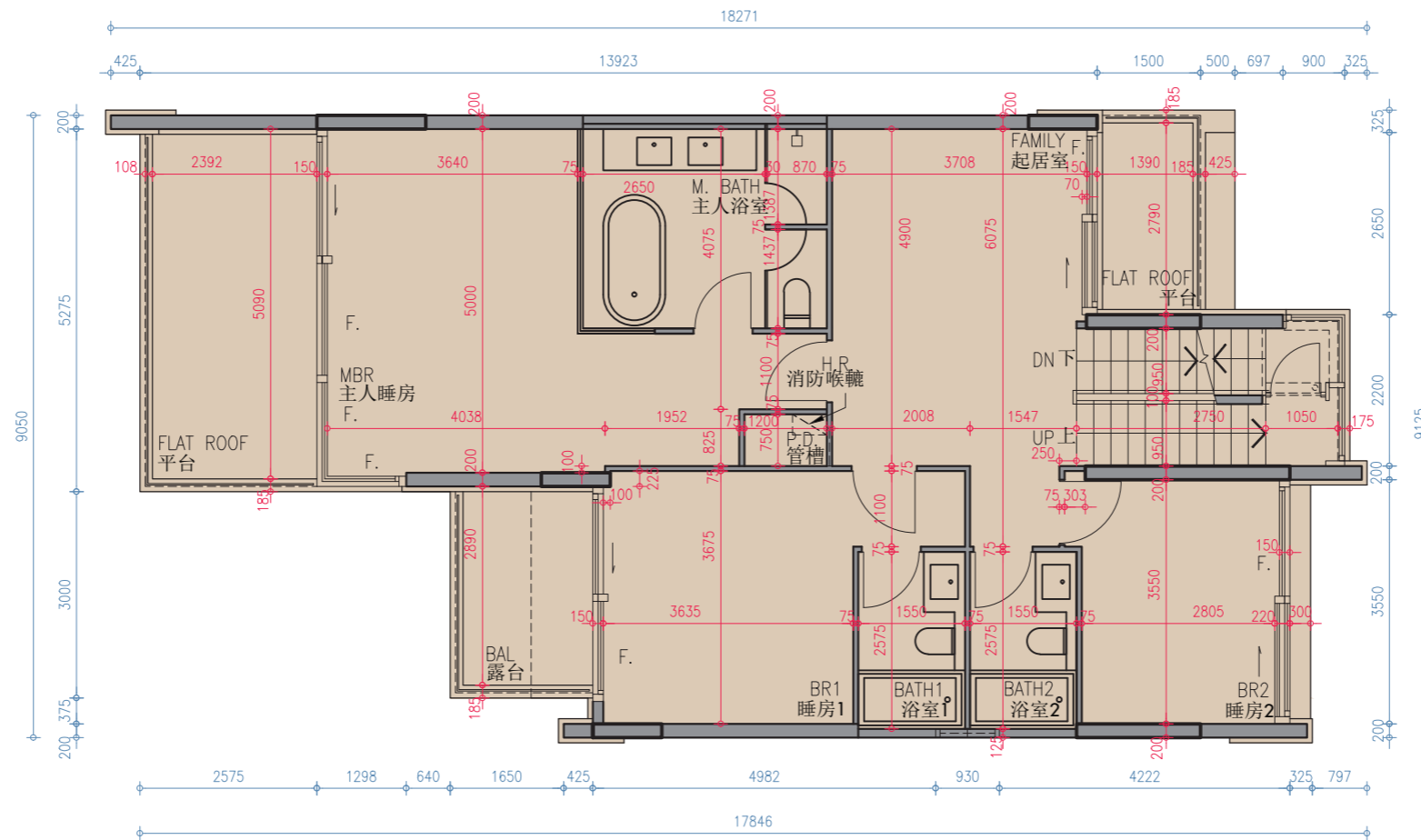
備註：

1. 因住宅物業的較高樓層的結構牆的厚度遞減，較高樓層的內部面積，一般比較低樓層的內部面積稍大。
2. 平面圖所列之數字以毫米標示之建築結構尺寸，並以 2016 年 10 月 18 日經屋宇署批准的建築圖則為基礎。
3. 以上平面圖中顯示之名詞及簡稱請參閱本售樓說明書第 20 頁。

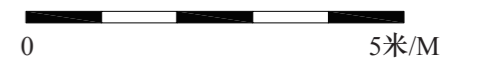
Notes :

1. The internal areas of the residential properties on the upper floors will generally be slightly larger than those on the lower floors because of the reducing thickness of the structural walls on the upper floors.
2. The dimensions in the floor plans are all structural dimensions in millimeter which were prepared on the basis of General Building Plan approved by the Building Department on 18 October 2016.
3. Please refer to page 20 of this sales brochure for legend of the terms and abbreviation shown on the floor plan above.

15 號洋房 1 樓平面圖 HOUSE 15 FIRST FLOOR PLAN



比例尺 SCALE



15 號洋房 House 15	1 樓 First Floor
樓板 (不包括灰泥) 的厚度 (毫米) The thickness of the floors slab (excluding plaster) (mm)	175, 200
層與層之間的高度 (毫米) The floor-to-floor height (mm)	2650, 3200, 3300

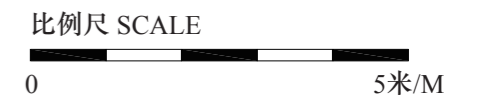
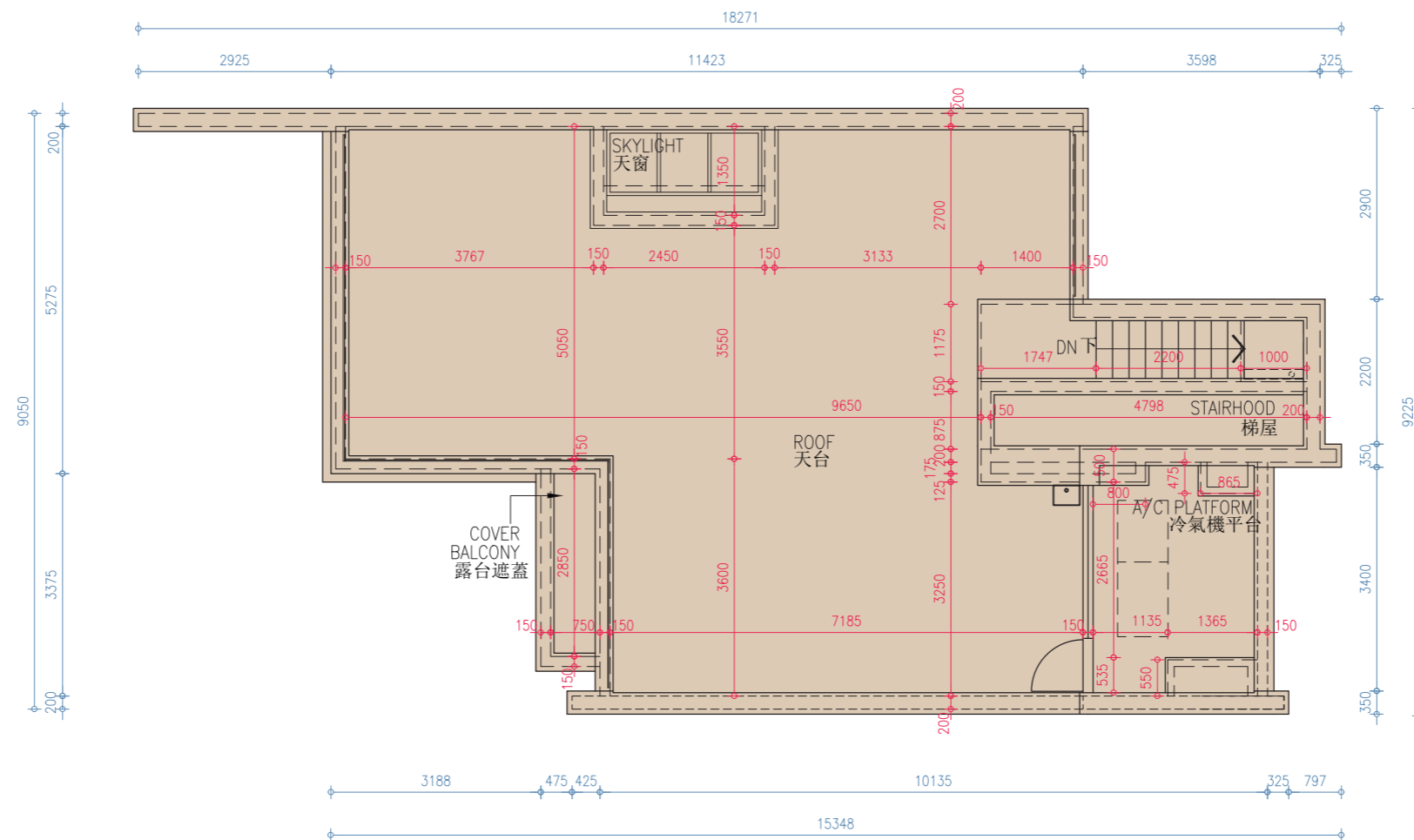
備註：

1. 因住宅物業的較高樓層的結構牆的厚度遞減，較高樓層的內部面積，一般比較低樓層的內部面積稍大。
2. 平面圖所列之數字以毫米標示之建築結構尺寸，並以 2016 年 10 月 18 日經屋宇署批准的建築圖則為基礎。
3. 以上平面圖中顯示之名詞及簡稱請參閱本售樓說明書第 20 頁。

Notes :

1. The internal areas of the residential properties on the upper floors will generally be slightly larger than those on the lower floors because of the reducing thickness of the structural walls on the upper floors.
2. The dimensions in the floor plans are all structural dimensions in millimeter which were prepared on the basis of General Building Plan approved by the Building Department on 18 October 2016.
3. Please refer to page 20 of this sales brochure for legend of the terms and abbreviation shown on the floor plan above.

15 號洋房天台平面圖 HOUSE 15 ROOF FLOOR PLAN



15 號洋房 House 15	天台 Roof
樓板 (不包括灰泥) 的厚度 (毫米) The thickness of the floors slab (excluding plaster) (mm)	不適用 N/A
層與層之間的高度 (毫米) The floor-to-floor height (mm)	不適用 N/A

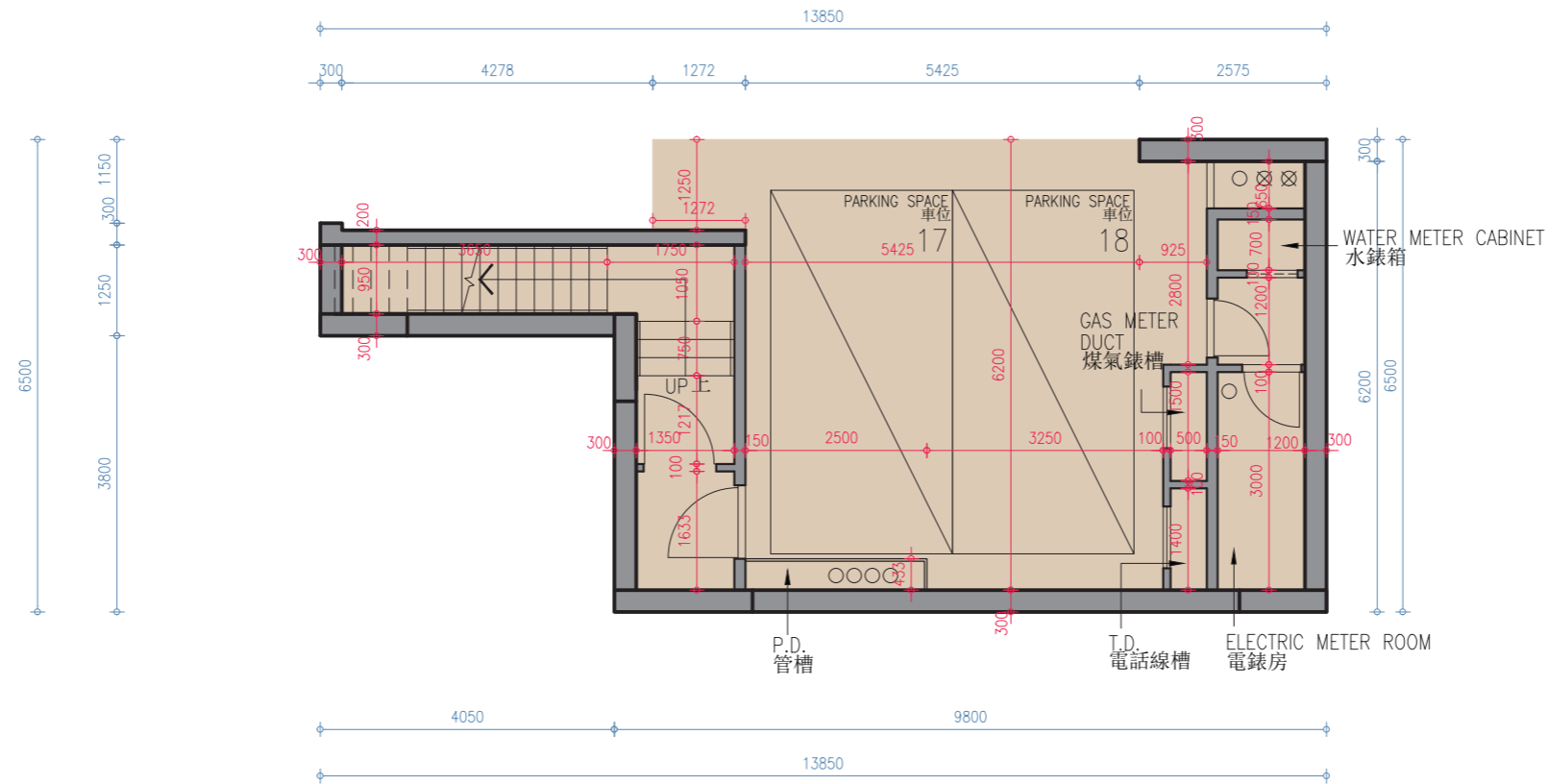
備註：

1. 因住宅物業的較高樓層的結構牆的厚度遞減，較高樓層的內部面積，一般比較低樓層的內部面積稍大。
2. 平面圖所列之數字以毫米標示之建築結構尺寸，並以 2016 年 10 月 18 日經屋宇署批准的建築圖則為基礎。
3. 以上平面圖中顯示之名詞及簡稱請參閱本售樓說明書第 20 頁。

Notes :

1. The internal areas of the residential properties on the upper floors will generally be slightly larger than those on the lower floors because of the reducing thickness of the structural walls on the upper floors.
2. The dimensions in the floor plans are all structural dimensions in millimeter which were prepared on the basis of General Building Plan approved by the Building Department on 18 October 2016.
3. Please refer to page 20 of this sales brochure for legend of the terms and abbreviation shown on the floor plan above.

16 號洋房停車場平面圖 HOUSE 16 CAR PARK FLOOR PLAN



比例尺 SCALE
0 5米/M

16 號洋房 House 16	停車場 Carpark Floor
樓板 (不包括灰泥) 的厚度 (毫米) The thickness of the floors slab (excluding plaster) (mm)	175, 200
層與層之間的高度 (毫米) The floor-to-floor height (mm)	3000, 3200

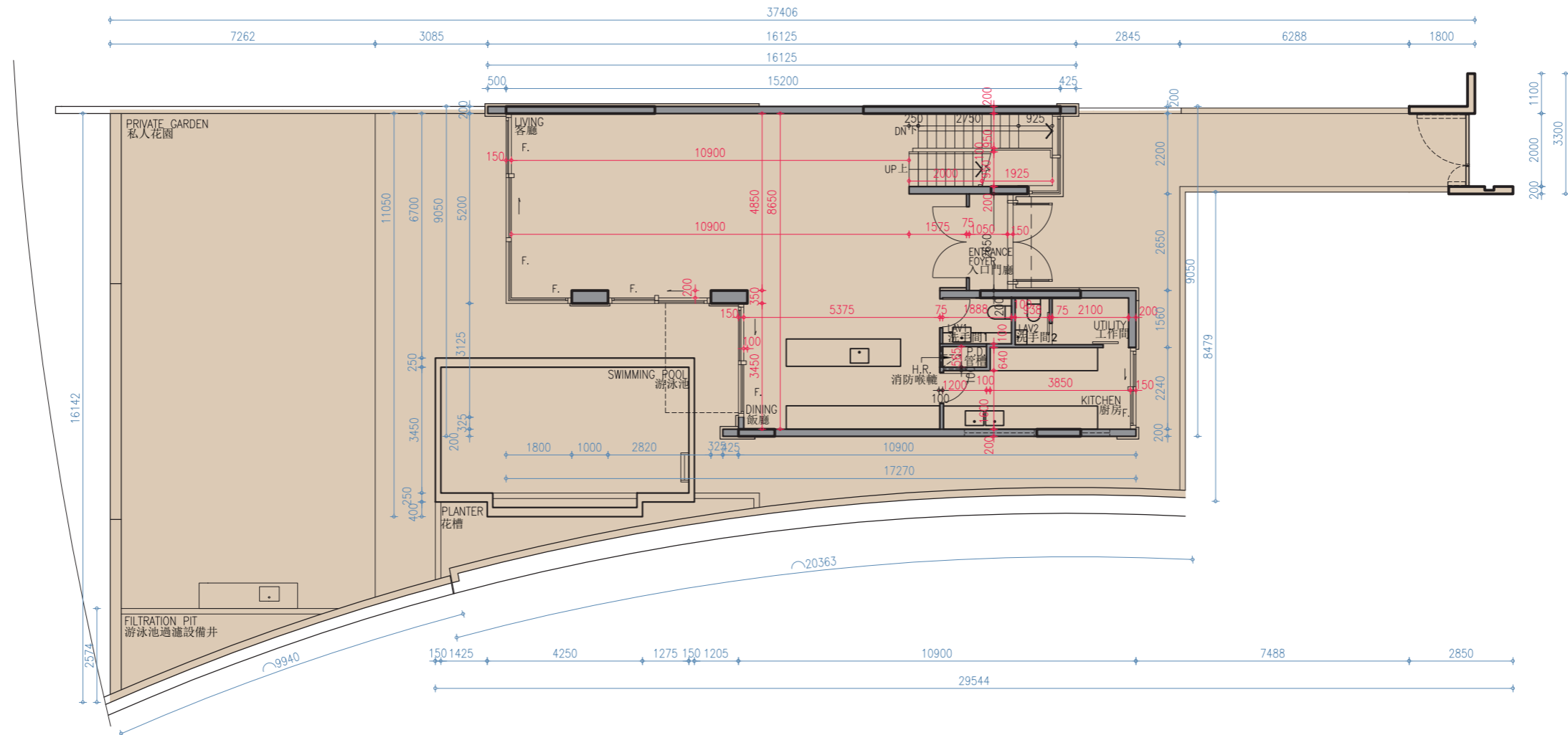
備註：

1. 因住宅物業的較高樓層的結構牆的厚度遞減，較高樓層的內部面積，一般比較低樓層的內部面積稍大。
2. 平面圖所列之數字以毫米標示之建築結構尺寸，並以 2016 年 10 月 18 日經屋宇署批准的建築圖則為基礎。
3. 以上平面圖中顯示之名詞及簡稱請參閱本售樓說明書第 20 頁。

Notes :

1. The internal areas of the residential properties on the upper floors will generally be slightly larger than those on the lower floors because of the reducing thickness of the structural walls on the upper floors.
2. The dimensions in the floor plans are all structural dimensions in millimeter which were prepared on the basis of General Building Plan approved by the Building Department on 18 October 2016.
3. Please refer to page 20 of this sales brochure for legend of the terms and abbreviation shown on the floor plan above.

16 號洋房地下平面圖 HOUSE 16 GROUND FLOOR PLAN



比例尺 SCALE

0 7.5米/M

16 號洋房 House 16	地下 Ground Floor
樓板 (不包括灰泥) 的厚度 (毫米) The thickness of the floors slab (excluding plaster) (mm)	150, 175, 200
層與層之間的高度 (毫米) The floor-to-floor height (mm)	3850, 4000, 4100

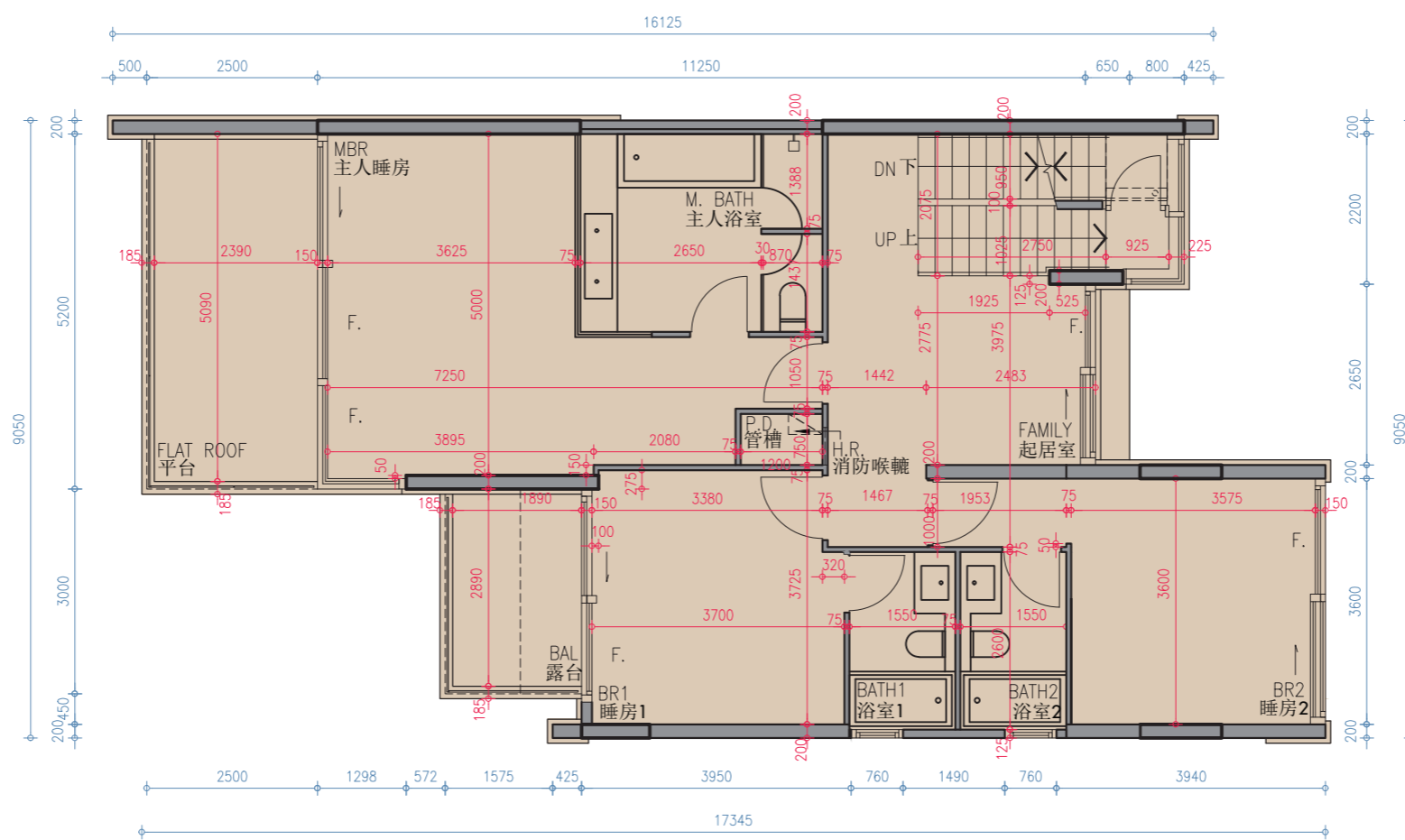
備註：

1. 因住宅物業的較高樓層的結構牆的厚度遞減，較高樓層的內部面積，一般比較低樓層的內部面積稍大。
2. 平面圖所列之數字以毫米標示之建築結構尺寸，並以 2016 年 10 月 18 日經屋宇署批准的建築圖則為基礎。
3. 以上平面圖中顯示之名詞及簡稱請參閱本售樓說明書第 20 頁。

Notes :

1. The internal areas of the residential properties on the upper floors will generally be slightly larger than those on the lower floors because of the reducing thickness of the structural walls on the upper floors.
2. The dimensions in the floor plans are all structural dimensions in millimeter which were prepared on the basis of General Building Plan approved by the Building Department on 18 October 2016.
3. Please refer to page 20 of this sales brochure for legend of the terms and abbreviation shown on the floor plan above.

16 號洋房 1 樓平面圖 HOUSE 16 FIRST FLOOR PLAN



比例尺 SCALE
0 5米/M

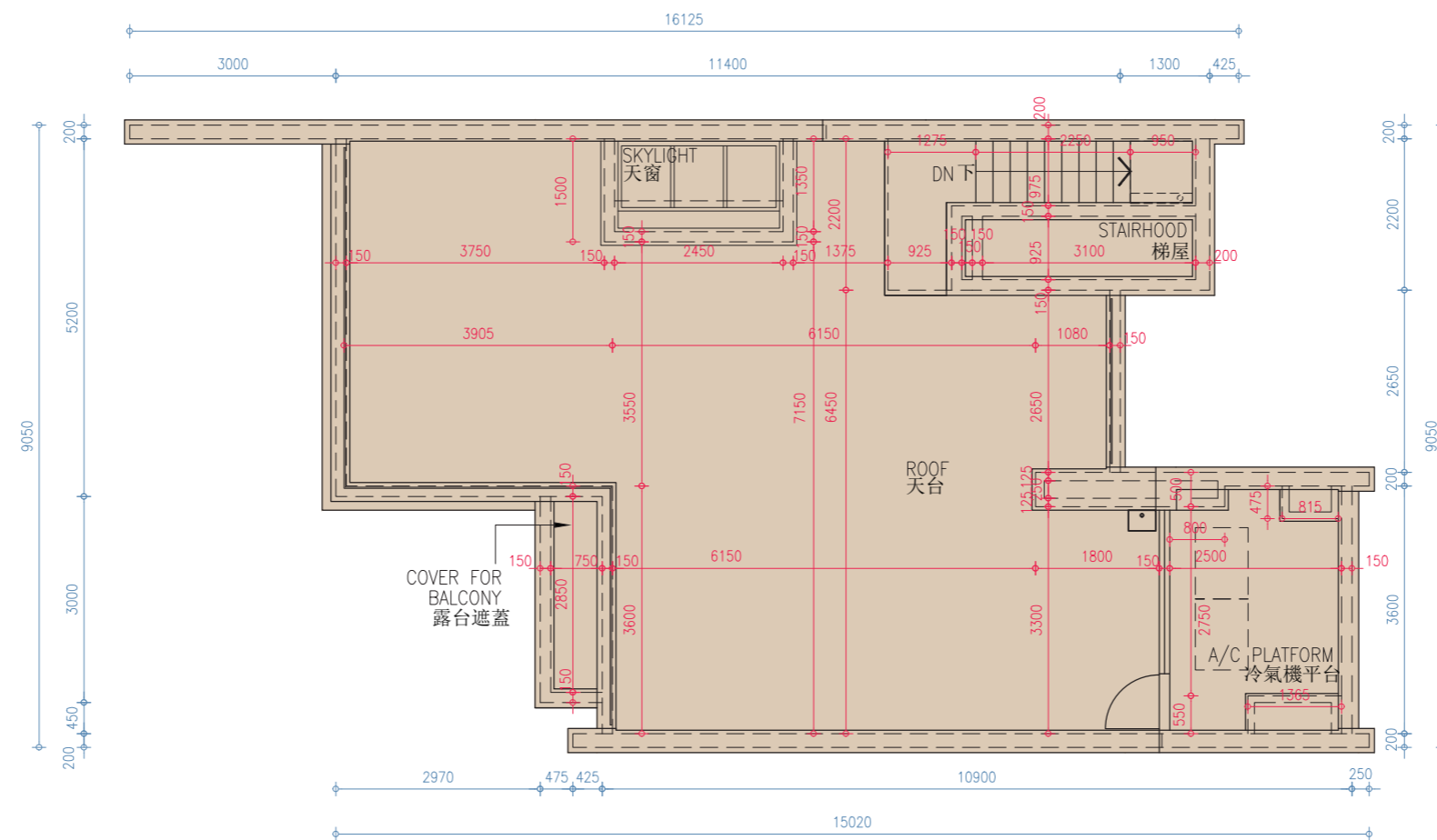
16 號洋房 House 16	1 樓 First Floor
樓板 (不包括灰泥) 的厚度 (毫米) The thickness of the floors slab (excluding plaster) (mm)	175, 200
層與層之間的高度 (毫米) The floor-to-floor height (mm)	2650, 3200, 3300

備註：

1. 因住宅物業的較高樓層的結構牆的厚度遞減，較高樓層的內部面積，一般比較低樓層的內部面積稍大。
2. 平面圖所列之數字以毫米標示之建築結構尺寸，並以 2016 年 10 月 18 日經屋宇署批准的建築圖則為基礎。
3. 以上平面圖中顯示之名詞及簡稱請參閱本售樓說明書第 20 頁。

Notes :

1. The internal areas of the residential properties on the upper floors will generally be slightly larger than those on the lower floors because of the reducing thickness of the structural walls on the upper floors.
2. The dimensions in the floor plans are all structural dimensions in millimeter which were prepared on the basis of General Building Plan approved by the Building Department on 18 October 2016.
3. Please refer to page 20 of this sales brochure for legend of the terms and abbreviation shown on the floor plan above.

16 號洋房天台平面圖
HOUSE 16 ROOF FLOOR PLAN

比例尺 SCALE

0 5米/M

16 號洋房 House 16	天台 Roof
樓板 (不包括灰泥) 的厚度 (毫米) The thickness of the floors slab (excluding plaster) (mm)	不適用 N/A
層與層之間的高度 (毫米) The floor-to-floor height (mm)	不適用 N/A

備註：

1. 因住宅物業的較高樓層的結構牆的厚度遞減，較高樓層的內部面積，一般比較低樓層的內部面積稍大。
2. 平面圖所列之數字以毫米標示之建築結構尺寸，並以 2016 年 10 月 18 日經屋宇署批准的建築圖則為基礎。
3. 以上平面圖中顯示之名詞及簡稱請參閱本售樓說明書第 20 頁。

Notes :

1. The internal areas of the residential properties on the upper floors will generally be slightly larger than those on the lower floors because of the reducing thickness of the structural walls on the upper floors.
2. The dimensions in the floor plans are all structural dimensions in millimeter which were prepared on the basis of General Building Plan approved by the Building Department on 18 October 2016.
3. Please refer to page 20 of this sales brochure for legend of the terms and abbreviation shown on the floor plan above.

物業的描述 Description of Residential Property	實用面積 (包括露台, 工作平台及陽台 (如有)) 平方米 (平方呎) Saleable Area (including balcony, utility platform and verandah, if any) sq. metre (sq.ft.)	其他指明項目的面積 (不計算入實用面積) 平方米 (平方呎) Area of other specified items (Not included in the Saleable Area) sq. metre (sq.ft.)									
洋房名稱 House Name		空調機房 Air-conditioning plant room	窗台 Bay window	閣樓 Cockloft	平台 Flat roof	花園 Garden	停車位 Parking space	天台 Roof	梯屋 Stairhood	前庭 Terrace	庭院 Yard
1 號洋房 House 1	383.911 (4,132) 露台 Balcony : 6.000 (65) 工作平台 Utility Platform : --- 陽台 Verandah : ---	-	-	-	17.151 (185)	452.689 (4,873)	33.185 (357)	133.032 (1,432)	9.247 (100)	-	-
2 號洋房 House 2	313.492 (3,374) 露台 Balcony : 6.000 (65) 工作平台 Utility Platform : --- 陽台 Verandah : ---	-	-	-	16.264 (175)	184.795 (1,989)	53.739 (578)	109.867 (1,183)	3.846 (41)	-	-
3 號洋房 House 3	311.696 (3,355) 露台 Balcony : 6.000 (65) 工作平台 Utility Platform : --- 陽台 Verandah : ---	-	-	-	16.265 (175)	209.686 (2,257)	38.949 (419)	109.867 (1,183)	3.846 (41)	-	-
5 號洋房 House 5	311.917 (3,357) 露台 Balcony : 6.000 (65) 工作平台 Utility Platform : --- 陽台 Verandah : ---	-	-	-	16.265 (175)	212.999 (2,293)	39.988 (430)	109.867 (1,183)	3.846 (41)	-	-
6 號洋房 House 6	341.624 (3,677) 露台 Balcony : 6.150 (66) 工作平台 Utility Platform : --- 陽台 Verandah : ---	-	-	-	18.628 (201)	446.979 (4,811)	43.979 (473)	122.633 (1,320)	4.104 (44)	-	-
7 號洋房 House 7	257.918 (2,776) 露台 Balcony : --- 工作平台 Utility Platform : --- 陽台 Verandah : ---	16.849 (181)	-	-	14.413 (155)	408.090 (4,393)	52.034 (560)	89.860 (967)	4.069 (44)	-	-
8 號洋房 House 8	256.464 (2,761) 露台 Balcony : 6.000 (65) 工作平台 Utility Platform : --- 陽台 Verandah : ---	-	-	-	12.165 (131)	135.947 (1,463)	46.105 (496)	86.867 (935)	2.820 (30)	-	-
9 號洋房 House 9	261.054 (2,810) 露台 Balcony : 6.000 (65) 工作平台 Utility Platform : --- 陽台 Verandah : ---	-	-	-	12.165 (131)	147.568 (1,588)	53.794 (579)	90.773 (977)	2.868 (31)	-	-

物業的描述 Description of Residential Property	實用面積 (包括露台, 工作平台及陽台 (如有)) 平方米 (平方呎) Saleable Area (including balcony, utility platform and verandah, if any) sq. metre (sq.ft.)	其他指明項目的面積 (不計算入實用面積) 平方米 (平方呎) Area of other specified items (Not included in the Saleable Area) sq. metre (sq.ft.)									
		空調機房 Air-conditioning plant room	窗台 Bay window	閣樓 Cockloft	平台 Flat roof	花園 Garden	停車位 Parking space	天台 Roof	梯屋 Stairhood	前庭 Terrace	庭院 Yard
10 號洋房 House 10	262.978 (2,831) 露台 Balcony : 6.000 (65) 工作平台 Utility Platform : --- 陽台 Verandah : ---	-	-	-	12.165 (131)	173.724 (1,870)	47.494 (511)	90.293 (972)	2.868 (31)	-	-
11 號洋房 House 11	263.428 (2,836) 露台 Balcony : 6.000 (65) 工作平台 Utility Platform : --- 陽台 Verandah : ---	-	-	-	12.165 (131)	179.418 (1,931)	49.552 (533)	90.773 (977)	2.868 (31)	-	-
12 號洋房 House 12	258.636 (2,784) 露台 Balcony : 6.000 (65) 工作平台 Utility Platform : --- 陽台 Verandah : ---	-	-	-	16.053 (173)	194.774 (2,097)	44.630 (480)	86.200 (928)	4.198 (45)	-	-
13 號洋房 House 13	258.637 (2,784) 露台 Balcony : 6.000 (65) 工作平台 Utility Platform : --- 陽台 Verandah : ---	-	-	-	16.053 (173)	184.646 (1,988)	44.549 (480)	86.200 (928)	4.198 (45)	-	-
15 號洋房 House 15	257.835 (2,775) 露台 Balcony : 6.000 (65) 工作平台 Utility Platform : --- 陽台 Verandah : ---	-	-	-	16.053 (173)	184.997 (1,991)	45.137 (486)	86.200 (928)	4.198 (45)	-	-
16 號洋房 House 16	256.995 (2,766) 露台 Balcony : 6.000 (65) 工作平台 Utility Platform : --- 陽台 Verandah : ---	-	-	-	12.165 (131)	237.871 (2,560)	38.617 (416)	85.745 (923)	3.145 (34)	-	-

上表所列之每個住宅物業的實用面積, 以及每一個露台、工作平台或陽台 (如有) 的樓面面積, 是按照《一手住宅物業銷售條例》第 8 條計算得出的。上表所列之其他指明項目的面積 (不計算入實用面積) 是按照《一手住宅物業銷售條例》附表 2 第 2 部計算得出的。

備註: 上述以平方呎列明之面積均以 1 平方米 = 10.764 平方呎換算並四捨五入至整數計算得出。平方呎與平方米之數字可能有些微差異。

The saleable area of each residential property and the floor area of every balcony, utility platform or verandah (if any) set out in the above table are calculated in accordance with section 8 of the Residential Properties (First-hand Sales) Ordinance. The areas of other specified items (not included in the saleable area) set out in the above table are calculated in accordance with Part 2 of Schedule 2 of the Residential Properties (First-hand Sales) Ordinance.

Note: The areas as specified above in square feet are converted at a rate of 1 square metre = 10.764 square feet and rounded to the nearest integer, which may be slightly different from that shown in square metre.



- 停車位
PARKING SPACE
- 暢易達停車位
ACCESSIBLE PARKING SPACE
- 電單車停車位
MOTORCYCLE PARKING SPACE



1 號洋房至 6 號洋房停車場平面圖 (不設 4 號洋房)
HOUSE 1 - 6 CARPARK FLOOR PLAN (HOUSE 4 OMITTED)



- 停車位
PARKING SPACE
- 訪客 / 傷殘人士停車位
VISITORS / DISABLED PARKING SPACE



7 號洋房至 16 號洋房停車場平面圖 (不設 14 號洋房)
HOUSE 7 - 16 CARPARK FLOOR PLAN (HOUSE 14 OMITTED)

停車位數目及停車位面積

Numbers and Areas of parking spaces

停車位類別 Type of Parking Space	洋房號數 House Number	數目 Number	尺寸 (長 x 闊)(米) Dimensions (L x W) (m)	每個停車位面積 (平方米) Area of each Parking Space (sq.m.)
停車位 Parking Space	1 號洋房 House 1	2	5.0 x 2.5	12.5
	2 號洋房 House 2	2	5.0 x 2.5	12.5
	3 號洋房 House 3	2	5.0 x 2.5	12.5
	5 號洋房 House 5	2	5.0 x 2.5	12.5
	6 號洋房 House 6	2	5.0 x 2.5	12.5
	7 號洋房 House 7	2	5.0 x 2.5	12.5
	8 號洋房 House 8	2	5.0 x 2.5	12.5
	9 號洋房 House 9	2	5.0 x 2.5	12.5
	10 號洋房 House 10	2	5.0 x 2.5	12.5
	11 號洋房 House 11	2	5.0 x 2.5	12.5
	12 號洋房 House 12	2	5.0 x 2.5	12.5
	13 號洋房 House 13	2	5.0 x 2.5	12.5
	15 號洋房 House 15	2	5.0 x 2.5	12.5
16 號洋房 House 16	2	5.0 x 2.5	12.5	
電單車停車位 Motorcycle Parking Space	不適用 N/A	1	2.4 x 1.0	2.4
訪客 / 傷殘人士停車位 Visitors / Disabled Parking Space	不適用 N/A	1	5.0 x 3.5	17.5
暢通易達停車位 Accessible Parking Space	不適用 N/A	1	5.0 x 3.5	17.5

1. 在簽署臨時買賣合約（「該臨時合約」）時須支付款額為售價的 5% 的臨時訂金。
2. 買方在簽署該臨時合約時支付的臨時訂金，會由代表擁有人行事的律師事務所以保證金保存人的身份持有。
3. 如買方沒有於訂立該臨時合約的日期之後 5 個工作日內簽立買賣合約：–
 - (i) 該臨時合約即告終止；
 - (ii) 有關的臨時訂金即予沒收；及
 - (iii) 擁有人不得就買方沒有簽立買賣合約而針對買方提出進一步申索。

1. A preliminary deposit of 5% of the purchase price is payable on the signing of the preliminary agreement for sale and purchase (“Preliminary Agreement”).
2. The preliminary deposit paid by the purchaser on the signing of the Preliminary Agreement will be held by a firm of solicitors acting for the owner, as stakeholders.
3. If the purchaser fails to execute the agreement for sale and purchase within 5 working days after the date on which the purchaser enters into the Preliminary Agreement:-
 - (i) the Preliminary Agreement is terminated;
 - (ii) the preliminary deposit is forfeited; and
 - (iii) the owner does not have any further claim against the purchaser for the failure.

A. 發展項目的公用部分

1. 發展項目公契擬稿(「公契」)有下述條文:-

(i) 「**公用地方與設施**」是指及包括:-

「綠化地方」、「暢通易達車位」、「訪客/傷殘人士車位」、「康樂地方與設施」、「斜坡及護土牆」、「非建築用地」(不屬於任何「洋房」部分)、園景美化地方、園林斜路及行人道、行人路、行人天橋、行車道、緊急救援車輛出入掉頭處、入口、樓梯、樓梯平台、走廊及通道、電梯大堂、垃圾及物料回收房、「管理員辦事處」、「業主委員會」辦事處、風機房、主儀錶房、電錶房、水錶房、電訊及廣播器材室、超低壓電力房、盆栽房、花槽天台、風槽、消防控制室、消防泵房、消防入水掣櫃、消防花灑系統控制櫃、消防花灑系統入水掣櫃、變壓器房、食水/沖廁水/清潔用水泵房、街道消防栓泵房、校對錶櫃、廁所、總電掣房、電掣房、水景設施、平台、地基、柱、樑及其他結構性支承件和項件、人工照明裝置、後備緊急系統、污水管、溝渠、排水渠、水道、井、水管及管槽;花槽、消防水箱、喉嚨水箱、消防花灑系統水箱、街道消防栓水箱、泵、水箱及衛生配件、污水處理裝置、污水泵集水池、氯化池、曝氣污泥缸、回收泵集水池、平衡水箱、最後沉澱池、接觸曝氣池、電線、電纜、電氣系統、配件、照明裝置、導體、(興建於康樂地方與設施內的)避雷針/竿、「發展項目」標牌及/或標誌;設備及器具;公共電視及電台天線、電視及電台廣播接收系統、電訊及廣播發佈網絡;供氣系統;空調系統、通風系統、電話系統;電話線槽、輸氣管、電纜槽、排煙口、消防花灑系統控制閥、消防花灑器、消防花灑系統入水掣、消防裝置與設備、防火及滅火系統與設備及器具、泵水接駁件;保安系統與設備及器具;電梯、電梯井(如有者)、電梯通風口及電梯槽;以及本着「該土地」及「發展項目」的利益於該處內部設置、使用或安裝作為該處生活便利設施而非供任何個別一名或一組「業主」專享的所有其他公共地方、裝置、系統、機器、設備、器具、配件、服務及設施。但不包括「發展項目」內持有、使用、享用與佔用專有權和特權歸屬個別「業主」的地方,以及「發展項目」內只供個別「業主」專用的設施,只要在適當情況下,如:

- (a) 《建築物管理條例》(香港法例第344章)第2條中「公用部分」定義第(a)段涵蓋的發展項目任何部分;及/或
- (b) 《建築物管理條例》附表1訂明和《建築物管理條例》第2條中「公用部分」定義第(b)段涵蓋的「發展項目」任何部分,

亦須被上述定義涵蓋,且該等部分須被視為列入,並且須組成「公用地方與設施」。該「公用地方與設施」(如該地方與範圍可在圖則辨識)現於「公契」所夾附經「認可人士」核證準確的圖則以綠色顯示,以資識別。

(ii) 「**暢通易達停車位**」是指僅供識別為「公契」附加的三樓樓面平面圖中以“暢通易達停車位”標識的發展項目停車位。

(iii) 「**綠化地方**」是指僅供識別為「公契」附加的「綠化覆蓋率平面圖」中的由「認可人士」核證的包括其規模、位置及共同通道等詳情的黃色區域,位於「該土地」及「發展項目」內之綠化地方。

(iv) 「**康樂地方與設施**」是指「發展項目」內包括(但不限於)閱讀室、健身房、遊戲室,其他範圍及根據該批地文件條件安裝、提供並興建供洋房的住客及其真正賓客、訪客或所邀請者的所有附屬設備、設計與結構的該等康樂地方與設施。

(v) 「**訪客/傷殘人士停車位**」是指僅供識別為「公契」附加的一樓樓面平面圖中以“19”及“DVPS”標識的發展項目停車位。

B. 分配予發展項目中的每個住宅物業的不可分割份數的數目

分配予發展項目中的每個住宅物業的不可分割份數的數目:-

洋房編號	不分割份數
1號(連位於第三層的第1及2號車位)	522
2號(連位於第三層的第3及4號車位)	401
3號(連位於第三層的第5及6號車位)	401
5號(連位於第三層的第7及8號車位)	401
6號(連位於第三層的第9及10號車位)	476
7號(連位於第一層的第1及2號車位)	384
8號(連位於第一層的第3及4號車位)	325
9號(連位於第一層的第5及6號車位)	334
10號(連位於第一層的第7及8號車位)	339
11號(連位於第一層的第9及10號車位)	340
12號(連位於第一層的第11及12號車位)	338
13號(連位於第一層的第13及14號車位)	337
15號(連位於第一層的第15及16號車位)	336
16號(連位於第一層的第17及18號車位)	342

備註:不設號數4及14洋房。

C. 有關發展項目的管理人的委任年期

依照《建築物管理條例》規定,該發展項目的管理人的初始任期為自公契日期起計兩(2)年,並隨後繼續獲委任,直至按照公契的條文被終止委任(無論於初始任期或隨後任何時間內)。

D. 管理開支按甚麼基準在發展項目中的住宅物業的擁有人之間分擔

每名洋房擁有人須按其「洋房」佔所有「洋房」與「電單車車位」總管理份數比例而釐定的管理份數分攤及繳付本發展項目的管理支出。

E. 計算管理費按金的基準

每個洋房(連兩個車位)及/或「電單車位」應付之管理費按金將由該洋房擁有人或該「電單車位」擁有人(視乎屬何情況)支付相等於首年預算管理開支該洋房或該「電單車位」(視乎屬何情況)每月應負擔部分之三倍。

F. 擁有人在發展項目中保留作自用的範圍(如有)

不適用。

備註：除非售樓說明書中另有規定，上文所用之詞彙與公契草案中的該等詞彙具有同等涵義。

請查閱公契草案以了解全部詳情。完整的公契草案可於售樓處開放時間內免費查閱，並且可在支付所需影印費用後取得公契草案的副本。

A. The common parts of the Development

1. The draft Deed of Mutual Covenant and Management Agreement of the Development ("DMC") provides that :-

(i) **“Common Areas and Facilities”** means and includes

the Greenery Area, the Accessible Parking Space, the Visitors/Disabled Carpark, the Recreational Areas and Facilities, the Slopes and Retaining Walls, the Non-Building Area (not forming part of any House), landscape areas, ramp and walkways, pavements, footbridge, driveways, emergency vehicular access turning space, entrances, staircases, landings, corridors and passages, lift lobby, refuse storage and material recovery chamber, Caretaker’s Office, Owners’ Committee office, fan rooms, master meter room, electrical meter rooms, water meter rooms, TBE room, ELV room, planter rooms, planter roof, air duct, fire services control room, fire service pump room, fire service inlet cabinets, sprinkler control valve cabinets, sprinkler inlet cabinets, transformer room, fresh/flushing/cleansing water pump room, street hydrant pump rooms, check meter cabinets, lavatories, main switch room, electrical switch rooms, water features, flat roofs, the foundations, columns, beams and other structural supports and elements, artificial lighting, backup emergency system, sewers, gutters, drains, watercourses, wells, pipes and ducts; planters, fire service water tanks, hose reel water tanks, sprinkler water tanks, street hydrant water tank, pumps, tanks and sanitary fittings, sewage treatment plant, effluent pump sump, chlorination tank, aerated sludge holding tank, recycling pump sump, equalization tank, final settling tank, contact aeration tank, wires, cables, electrical system, fittings, lightings, conductors, lightning pole (erected on the Recreational Areas and Facilities), development signage and/or logo, equipment and apparatus; communal television and radio aerials, systems for reception of television and radio broadcast, telecommunications and broadcasting distribution networks; gas system; air-conditioning system, ventilation system, telephone system; telephone ducts, gas pipes, electrical cable ducts, smoke vent, sprinkler control valve, sprinkler, sprinkler inlet, fire service installations and equipment, fire protection and fire-fighting systems, equipment and apparatus, water pumping connections; security systems, equipment and apparatus; lifts, lift pits (if any), lift vent and lift shafts; and any other communal areas, installations, systems, plant, equipment, apparatus, fittings, services and facilities within, used or installed in or for the benefit of the Land and the Development as part of the amenities thereof and not for the sole benefit of any Owner or group of Owners but EXCLUDING such areas within the Development the exclusive right and privilege to hold, use, occupy and enjoy which belongs to any particular Owner and such facilities within the Development serving only any particular Owner PROVIDED THAT, where appropriate, if

- (a) any parts of the Development covered by paragraph (a) of the definition of “common parts” set out in section 2 of the Building Management Ordinance (Cap. 344 of the Laws of Hong Kong) (the “BMO”); and/or
- (b) any parts specified in Schedule 1 to the BMO and included under paragraph (b) of the definition of “common parts” set out in section 2 of the BMO,

shall also be covered by the above definition and such parts shall be deemed to have been included as, and shall form part of, the Common Areas and Facilities. Such Common Areas and Facilities (if and where capable of being shown on plans) are for identification purposes only and shown coloured Green on the plans annexed to the DMC, the accuracy of which is certified by the Authorized Person.

- (ii) **“Accessible Parking Space”** means the parking space in the Development for identification purposes only shown on the Level 3 Floor Plan annexed to the DMC and marked “ACCESSIBLE PARKING SPACE”.
- (iii) **“Greenery Area”** means the greenery area within the Land and the Development with details of its size, location and common access thereto for identification purposes only shown coloured yellow on the Layout of Site Coverage of Greenery plan attached to the DMC, the accuracy of which is certified by the Authorized Person.
- (iv) **“Recreational Areas and Facilities”** means those recreational areas and facilities in the Development including (but not limited to) the reading lounge, gym, game room, other areas and all ancillary equipment, facilities and structures installed provided and erected for the use of the residents of the Houses and their bona fide guests, visitors or invitees pursuant to the Conditions.
- (v) **“Visitors/Disabled Carpark”** means the parking space in the Development for identification purposes only shown on the Level 1 Floor Plan annexed to the DMC and marked “19” and “DVPS”.

B. The number of Undivided Shares assigned to each residential property in the Development

The number of undivided shares assigned to each residential property in the development:-

House No.	Undivided Shares
House 1 (with parking spaces no. 1 & 2 on Level 3)	522
House 2 (with parking spaces no. 3 & 4 on Level 3)	401
House 3 (with parking spaces no. 5 & 6 on Level 3)	401
House 5 (with parking spaces no. 7 & 8 on Level 3)	401
House 6 (with parking spaces no. 9 & 10 on Level 3)	476
House 7 (with parking spaces no. 1 & 2 on Level 1)	384
House 8 (with parking spaces no. 3 & 4 on Level 1)	325
House 9 (with parking spaces no. 5 & 6 on Level 1)	334
House 10 (with parking spaces no. 7 & 8 on Level 1)	339
House 11 (with parking spaces no. 9 & 10 on Level 1)	340
House 12 (with parking spaces no. 11 & 12 on Level 1)	338
House 13 (with parking spaces no. 13 & 14 on Level 1)	337
House 15 (with parking spaces no. 15 & 16 on Level 1)	336
House 16 (with parking spaces no. 17 & 18 on Level 1)	342

Remark: House numbers 4 and 14 are omitted.

C. The term of years for which the manager of the Development is appointed

Subject to the Building Management Ordinance, the manager for the Development shall be appointed for an initial term of two (2) years commencing from the date of the DMC and to be continued thereafter until terminated (whether during such initial term or at any time thereafter) in accordance with the terms of the DMC.

D. The basis on which the management expenses are shared among the owners of the residential properties in the Development

Each Owner of a House shall contribute towards the Management Expenses in such proportion as equals to the number of Management Shares allocated to his House as it bears to the total number of the Management Shares allocated to all the Houses and the Motorcycle Parking Space.

E. The basis on which the management fee deposit is fixed

The management fee deposit payable in respect of each House (including two parking spaces) and / or Motorcycle Parking Space shall be equivalent to three (3) times of the monthly contributions in respect of such House or such Motorcycle Parking Space, as the case may be towards the first year's budgeted Management Expenses payable by the Owner of such House or such Motorcycle Parking Space, as the case may be.

F. The area (if any) in the Development retained by the owner for the owner's own use

Not Applicable.

Note: Unless otherwise defined in the sales brochure, capitalized terms used in the above shall have the same meaning of such terms in the draft DMC.

For full details, please refer to the draft DMC. Full script of the draft DMC is available for free inspection upon request at the sales office during opening hours and copies of the draft DMC can be obtained upon paying necessary photocopying charges.

1. 發展項目建於屯門市地段第 436 號(「該地段」)，於 2012 年 6 月 7 日根據第 21416 號批地條件(「批地文件」)批出。
2. 該地段批出的年期為由 2012 年 6 月 7 日起計 50 年。
3. 適用於該地段的用途限制：
 - (a) 批地文件特別條件第 (8) 條規定該地段或其任何部份或現已或將會建於該地段上的任何建築物或其任何部分，不可用作私人住宅用途以外的任何其他用途。
 - (b) 批地文件特別條件第 (46) 條規定不可在該地段豎立或建造墳墓或骨灰甕安置所，亦不可在該地段以陶罐、骨灰甕或其他形式安葬或存放任何人類骸骨或動物骸骨。
4. 批地文件一般條件第 5(c) 條規定如承授人違反此等條件，或承授人導致毗連或毗鄰土地或該地段受損或出現泥土或地下水污染，而地政總署署長(「署長」，其意見將作終論並對承授人約束)認為有關損害或泥土或地下水污染乃因承授人使用該地段或於該處任何發展項目或重建項目或其任何部份又或承授人於該地段進行任何活動或執行任何工程所致，則不論承授人使用該地段、發展、重建、進行活動或執行工程乃遵從或違反此等條件，承授人亦必須就任何由此招致或產生的訴訟、法律程序、責任、索求、費用、開支及損失(不論屬經濟或其他性質)向政府作出彌償，並確保其獲彌償保障。
5. 批地文件一般條件第 (7)(a) 條規定承授人須在整個租期期間按此等條件已建或重建建築物(該詞指本一般條件第 (b) 分條預期的重建工程)：(i) 按經批准的設計、配置及任何經批准圖則保養一切建築物，不得對其作出修訂或更改；及(ii) 保養按此等條件已建或今後按任何修訂合同興建的一切建築物處於修繕妥當及良好的保養狀態直至租約結束或提前終止交還為止。
6. 批地文件一般條件第 (9) 條規定此等條件要求拓建的任何私家街道、道路及小巷須被安置於使署長滿意並由署長決定納入或不納入批租的土地，在任何一種情況下，須在要求時免費交還給政府。如果上述街道、道路及小巷交還給政府，必須由政府進行路面、路邊石、排水渠(污水及雨水排水渠)、渠道及路燈工程，費用由承授人承擔，其後用公帑進行保養。如果上述私家街道、道路及小巷仍然是批租土地之部分，必須由承授人出資進行照明、路面、路邊石、排水、開渠及保養工程，在一切方面使署長滿意。署長可為了公眾利益在需要時進行或促使他人進行安裝與保養路燈。承授人須承擔安裝路燈的資本性開支並允許工人及車輛為了安裝與保養路燈自由出入批租的範圍。
7. 批地文件特別條件第 (3) 條規定
 - (a) 承授人知悉在批地文件附加的平面圖中以綠色顯示的範圍(統稱為「綠色範圍」)及批地文件附加之平面圖以綠色加黑點所顯示的屯門公路以下地下通道及其延申的範圍(「綠色加黑點範圍」)中存在若干行人路及一條行車道。在根據特別條件第 (3) 條第 (b) (i) 及第 (b) (ii) 分條落成「綠色範圍」與「綠色加黑點範圍」之前，承授人須時刻自費保持並維修該行人路及行車道以全面令署長滿意，並且允許公眾以所有合法目的隨時不受限制免費使用該行人路及行車道而無任何阻礙。

(b) 承授人須

- (i) 於批地文件日期的 54 個曆月或署長批准之其他延長期限或之前自費以署長批准並達致署長全面滿意的方式及物料、標準、水平、定線和設計進行下列工程；
 - (I) 在「綠色範圍」與「綠色加黑點範圍」進行鋪設及塑造；及
 - (II) 提供及興建署長自行酌情認為需要的橋、隧道、上跨路、下通道、下水道、高架道路、天橋、行人路、道路或其他構築物(以下統稱為「構築物」)

以致可在「綠色範圍」與「綠色加黑點範圍」上建造建築物及可供車輛及行人往來。
 - (ii) 於批地文件日期的 54 個曆月或署長批准之其他延長期限或之前自費並以達致署長滿意的方式，在「綠色範圍」與「綠色加黑點範圍」表面整飾、建造路邊及渠道，以及按署長要求為此等設施提供溝渠、污水管、排水渠、消防栓接駁總水管、街燈、交通標誌、街道設施及道路標記；及
 - (iii) 須自費維持「綠色範圍」與「綠色加黑點範圍」和構築物及於其之上或之內興建、安裝及提供之所有構築物、路面、溝渠、污水管、排水渠、消防栓、服務設施、街燈、交通標誌、街道設施、道路標記及機器設備，以令署長滿意，直至「綠色範圍」與「綠色加黑點範圍」按照特別條件第 (4) 條交回政府為止。
- (c) 倘若承授人未能履行本特別條件 (a) 及 (b) 分條所定的責任，政府可進行必要的工程，費用由承授人承擔。承授人須在接獲要求時向政府支付相等於該工程費用的款項，金額由署長決定，其決定將作終論及對承授人有約束力。
 - (d) 政府對承授人根據本特別條件第 (a) 及 (b) 分條下的規定履行責任或政府根據本特別條件第 (c) 分條下行使權利或其他所引致或附帶的或承授人或其他任何人士所遭遇的任何損失、損害、滋擾或干擾不承擔任何責任。承授人不得就任何損失、損害、滋擾或干擾對政府提出任何申索。
8. 批地文件特別條件第 (5) 條規定未經署長事先書面同意，承授人不得使用「綠色範圍」或「綠色加黑點範圍」作倉儲或建立任何臨時構築物或用作進行批地文件特別條件第 (3) 條下規定之工程外的其他目的。
 9. 批地文件特別條件第 (9) 條規定

受制於此等條件，在發展和重建(重建一詞僅指本批地文件一般條件第 7 條所擬定之重建)該地段或其任何部份：

 - (a) 任何在該地段上已建或擬建的建築物均須在所有方面遵從《建築物條例》、其下的任何規例及所有修訂法例；
 - (b) 任何在該地段或其中任何部份或此等條件所指定該地段以外的任何範圍上可擬建的建築物，或該地段或其中任何部份或此等條件所指定該地段以外的任何範圍的任何發展項目或使用，均須在各方面遵從《城市規劃條例》、其下的規例及所有修訂法例；

- (c) 在該地段已建或擬建的任何建築物的整體總樓面面積須不少於 2,165 平方米及不多於 3,608 平方米；
- (d) 該地段已建或擬建的任何建築物或其他構築物連同其任何增建部份或裝置 (如有) 的總高度不得超過該建築物或構築物所處的地面的平均平整水平 10.5 米以上的高度，但是經署長事先書面批准，豎立或放置的機房、空調機組、水箱、梯屋及類似屋頂構築物於建築物天台可以超出上述高度限制；及就此第 (d) 分條而言，署長對何種水平構成平均平整水平的決定是最終的，並對承授人有約束力；
- (e) (i) 除非得到署長事先書面同意，在該地段上已建或擬建的建築物不得超過 3 層高，但署長有全權酌情決定在計算此 (e)(i) 分條下的樓層層數時除去任何地庫樓層，且如署長同意在該地段上已建或擬建的任何建築物超過 3 層 (不包括上述被署長除去的地庫樓層)，署長可行使絕對的酌情決定權施加有關條款與條件；
- (ii) 就計算該特別條件第 (e)(i) 分條下的樓層數目而言：
- (I) 地面水平以下的地庫樓層 (如興建)，不論其大小或樓面面積，將被計入地庫樓層；及
- (II) 在任何情況下，署長對何為地面水平或何為地庫樓層的決定是最終的，並對承授人有約束力；及
- (f) 在該地段上已建或擬建的任何建築物的設計及配置須經署長書面批准，未取得上述批准之前不得展開任何建築工程 (清拆工作及地盤平整工程除外)，在此等條件中，「建築工程」及「地盤平整工程」須按建築物條例、其下的任何規例及任何修訂法例界定。

10. 批地文件特別條件第 (10) 條規定

- (a) 除非得到署長事先書面同意 (在批出同意時，署長可行使絕對的酌情權施加有關條款及條件)，不得在該批地文件附加的平面圖中顯示的「粉紅色加黑斜線範圍」(「粉紅色加黑斜線範圍」) 之上、以上、之下、以下、以內建立、建造或放置任何車道、建築物、結構或任何建築物或結構的支架，邊界牆或 / 及圍欄除外。就此 (a) 分條而言，署長對何為車道的決定為最終決定並對承授人有約束力。
- (b) 承授人須自費於「粉紅色加黑斜線範圍」內進行庭園美化和種植樹木及灌木，並於此後維護和保持其至一個安全、清潔、整齊、井然且健康的狀況，以全面令署長滿意。

11. 批地文件特別條件第 (12) 條規定，其中包括

- (a) 承授人可在該地段內興建、建造及提供經署長書面批准的康樂設施及相應輔助設施 (「康樂設施」)。康樂設施的種類、大小、設計、高度及佈置須根據署長的事前書面同意。
- (b) 在計算本特別條件第 (9) (c) 條指定的總樓面面積時，在受限於特別條件第 (45) (d) 條規定下，

按本特別條件第 (a) 分條在該地段內提供的康樂設施之任何部分，只要是供在該地段已建或擬建的住宅大廈的所有住戶和他們的真正訪客共同使用與享用就不列入上述計算，而該康樂設施的餘下部分若署長認為不屬於上述使用，則應列入上述計算。

- (c) 當康樂設施任何部分根據本特別條件第 (b) 分條從總樓面面積計算中豁免 (「受豁免設施」) 的情況下：
- (i) 受豁免設施須被指定為並構成批地文件特別條件 (20)(a)(v) 條所述之公用部份的一部分；
- (ii) 承授人須自費保養受豁免設施使之於良好及堅固的維修和狀態，承授人還須以令署長滿意之標準運作受豁免設施；及
- (iii) 受豁免設施只可供該地段上已興建或將要興建的住宅大廈之住客及其真正的訪客使用，其他人等不可使用。

12. 批地文件特別條件第 (13) 條規定在沒有署長事前書面同意下，不得移除或干涉該地段上或鄰近該地段生長的樹木，署長於批出同意時可按其認為適當的情況施加如移栽、補償美化環境或重新栽種的條件。

13. 批地文件特別條件第 (14) 條規定，其中包括 :-

- (a) 承授人須自費提交一份按本特別條件 (b) 分條規定在該地段內提供美化環境工程並標示其位置、配置及平面圖的美化環境總藍圖給署長審批。
- (b) (i) 批地文件附加的平面圖中該地段以粉紅色標識的部分不少於 20% 的面積須種植樹木、灌木或其他植物。
- (ii) 批地文件特別條件第 (b)(i) 分條所述的 20% 其中不少於 50% 的部分 (「綠化區域」) 須按照由署長自行酌情決定的位置或水平提供，以便該綠化區域能被行人看見或讓進入該地段的人們可以進入。
- (iii) 署長有關承授人所提議之那些環境美化工程構成特別條件第 (b)(i) 分條所述的 20% 的決定，是最終並對承授人有約束力。
- (iv) 署長可以自行酌情接受承授人以其他非植物替代種植樹木、灌木或其他植物的提議。
- (c) 承授人須按照經審批的園景設計圖自費在該地段進行園景工程以全面令署長滿意，在沒有署長事前書面同意的情况下，不得修訂、變化、改變，修改或替換經審批的園景設計圖。
- (d) 承授人此後須自費維護並保持園景工程處於一個安全、清潔、整齊、整潔及健康的狀況以全面令署長滿意。
- (e) 按本特別條件指定的園藝區須指定為並構成本批地文件特別條件第 (20) (a) (v) 條提及的公用地方。

14. 批地文件特別條件第 (15)(a) 條規定，其中包括可在該地段提供看守員或管理員或兩者的辦公室設

備，且該設備不得用作完全及必要地受僱於該地段工作的看守員或管理員或兩者的辦公室設備以外的任何用途。

15. 批地文件特別條件第 (16)(a) 條規定，其中包括可在該地段提供看守員或管理員或兩者的宿舍，且該宿舍不得被用作完全及必要地受僱於該地段工作的看守員或管理員或兩者的宿舍以外的任何用途。
16. 批地文件特別條件第 (17)(a) 條規定，其中包括可在該地段設有一個辦事處以供業主立案法團或業主委員會使用，且該辦事處不得用作該地段已建成或擬建的建築物已成立或將會成立的業主立案法團或業主委員會開會及處理行政工作以外的任何用途。
17. 批地文件特別條件第 (23)(a)(i) 條規定須於該地段內按指定比率提供車位，以供按《道路交通條例》、其附屬規例及任何修訂法例獲發牌及屬於該地段已建成或將建成之建築物的住宅單位的住客及其真正客人、訪客或獲邀請人士之車輛停泊（「住宅車位」），達致署長滿意。特別條件第 (23)(a)(iii) 條規定須按指定比率提供若干額外車位，以供按《道路交通條例》、其附屬規例及任何修訂法例獲發牌及屬於該地段已建成或將建成之建築物的住客之真實賓客、訪客或所邀請者之車輛停泊。特別條件第 (23)(a)(iv) 條規定按特別條件第 (23)(a)(i) 及 (23)(a)(iii) 條提供的車位不得作該條件所述以外之用途，尤其不得用作存放、展示或展覽車輛以供出售或其他用途，或用作提供汽車清潔及美容服務。
18. 批地文件特別條件第 (23)(b)(i) 條規定在依據批地文件特別條件第 (23)(a)(i) 及 (23)(a)(iii) 條提供的車位內，承授人須按指定比率預留及指定車位用作停泊於道路交通條例、其任何下屬規例及任何修訂法例中定義的傷殘人士的汽車（「傷殘人士專用車位」）。批地文件特別條件第 (23)(b)(iii) 條規定傷殘人士專用車位除用作提供按道路交通條例、其任何下屬規例及任何修訂法例中定義的傷殘人士並屬於該地段上興建或將興建建築物之住客及其真正賓客、訪客或所邀請者的汽車停泊外不得用作其他用途，尤其不得用於存放、展示或展覽車輛以供出售或其他用途，或用作提供汽車清潔及美容服務。
19. 批地文件特別條件第 (23)(c)(i) 條規定須按特定比率在該地段內提供車位以停泊依道路交通條例、其任何下屬規例及任何修訂法例獲發牌並屬於該地段上興建或興建建築物之住客及其真正賓客、訪客或所邀請者的電單車（「電單車車位」），以令署長滿意。批地文件特別條件第 (23)(c)(ii) 條規定電單車車位不能用作本特別條件第 (c)(i) 分條所訂的目的以外的用途，尤其不得用於存放、展示或展覽車輛以供出售或其他用途，或用作提供汽車清潔及美容服務。
20. 批地文件特別條件第 (24)(a) 條規定須按特定比率在該地段內提供車位以供貨車上落貨物，以令署長滿意，此類車位除了供與該地段內之建築物有關的貨車上落貨物外，不可作任何其他用途。
21. 批地文件特別條件第 (28)(a) 條規定住客車位和電單車車位不得：
 - (i) 轉讓，除非
 - (I) 連同該地段內的不可分割份數及其獨家使用及管有該地段上已興建或將興建建築物或建築群內一個或多個住宅單位的權利；或
 - (II) 轉讓予已經擁有該地段內不分割份數及其獨家使用及管有該地段上已興建或將興建建築物或建築群內一個或多個住宅單位的人士；或
 - (ii) 分租，除非分租予該地段上已興建或將興建建築物或建築群內住宅單位的住戶。

但是在任何情況下不得轉讓或分租總數超過 3 個住客車位及電單車車位給予該地段已興建或將興建建築物或建築群內任何一個住宅單位的業主或住戶。

22. 批地文件特別條件第 (29) 條規定，依據批地文件特別條件第 (23)(a)(iii) (可按特別條件第 (26) 條作出調整)、(24)(a) 及 (25) 條在該地段內提供的車位須被指定為並構成公用地方。
23. 批地文件特別條件第 (30) 條規定，經署長批准顯示按批地文件特別條件第 (23) (可按特別條件第 (26) 條作出調整)、(24) 及 (25) 條在該地段內提供的所有車位及裝卸區的布局的圖則或經認可人士（按《建築物條例》、其附屬規例及任何修訂法例界定）核證的圖則副本須提交給署長寄存。該經批准圖則顯示的車位及裝卸區不得用作特別條件第 (23)、(24) 及 (25) 條指定用途以外的其他用途。承授人須根據經批准圖則保養車位、裝卸區及其他區域，包括但不限於升降機、樓梯平台、轉動及迴旋處，未經署長事先書面同意，不得改動該布局。除該經批准圖則顯示的車位外，該地段任何部分或其上任何建築物或構築物不得作泊車用途。
24. 批地文件特別條件第 (33)(a) 條規定，如該地段或任何政府土地現時或以往曾經配合或因應該地段或其任何部份的塑造、平整或發展事宜或批地文件規定承授人執行的其他工程或作其他用途而進行切割、移土或土地後移工程，或建造或填土工程或任何類型的斜坡處理工程，不論事前是否獲署長書面同意，承授人亦須按需要自費進行及建造斜坡處理工程、護土牆或其他支承結構、防護結構、排水或輔助或其他工程，以保護及支撐該地段內的土地和任何毗連或毗鄰政府土地或已批租土地，同時避免及防止其後發生滑土、山泥傾瀉或地陷。承授人須在批地文件授予的整個租期期間自費維修上述土地、斜坡處理工程、護土牆或其他支承結構、防護結構、排水或附屬或其他工程，以保持其維修充足及狀態良好，令署長滿意。批地文件特別條件第 (33)(c) 條規定無論何時，如因承授人進行塑造、平整、發展或其他工程或因其他原因導致或引起該地段內的土地或自任何毗連或毗鄰政府土地或已批租土地發生滑土、山泥傾瀉或地陷，承授人須自費還原並修葺該處，以令署長滿意，同時賠償政府、其代理及承辦商因上述滑土、山泥傾瀉或地陷蒙受、招致或引致的所有費用、收費、損害、索求及索償。特別條件第 (33)(d) 條規定除享有批地文件訂明可就違反批地文件條件之任何其他權利或濟助外，署長有權向承授人發出書面通知，要求承授人進行、建造及維修上述土地、斜坡處理工程、護土牆、或其他支承結構、防護結構、及排水或輔助或其他工程，又或還原並修葺任何滑土、山泥傾瀉或地陷。如承授人疏忽或未能於通知書訂明的期限內以署長滿意的方式履行通知書的要求，署長可即時執行及進行必要工程。承授人必須在要求時向政府償還有關費用，以及任何行政及專業費用與收費。
25. 批地文件特別條件第 (35) 條規定，如果在開發或重建該地段或其中任何部分時已安裝預應力地樁，承授人須自費在預應力地樁的服務年限期間定期保養與檢查預應力地樁，使署長滿意，並在署長可不時自行絕對酌情要求時提供上述檢驗工程的報告和資料給署長。如果承授人不理會或未能進行上述要求的檢查工程，署長可立即執行與進行該檢查工程，而承授人須在要求時歸還政府因此產生的費用。
26. 批地文件特別條件第 (37) 條規定承授人須在任何時候採取或促使他人採取一切適當及足夠的照料、

技巧及預防措施，特別是進行建築、保養、翻新或維修工程（「工程」）期間，以避免對該地段或其中部分及「綠色範圍」及「綠色加黑點範圍」或該地段或其任何部份或「綠色範圍」或「綠色加黑點範圍」之上、上面、之下或毗鄰的任何政府或其他現有的排水渠、水路或水道、總水喉、道路、行人路、街道設施、污水渠、明渠、管道、電纜、電線、公用事業服務或任何其他工程或裝置（統稱「服務」）造成任何損壞、干擾或阻塞。承授人在進行任何工程前必須進行或促使他人進行必要的適當勘測及查詢，以確定任何服務的現在位置及水平，並提交處理任何可受工程影響的服務一切方面的書面建議給署長，供他全面審批和必須在取得署長對工程及上述建議作出的書面批准後才能進行工程。承授人須履行署長在給予前述批准對服務的任何要求和承擔符合該等要求支出的費用，包括必要的改道、重鋪或修復的費用。承授人必須自費全面維修、彌補及修復工程對該地段或其任何部份或「綠色範圍」或「綠色加黑點範圍」或該地段或其中任何部分連同「綠色範圍」及「綠色加黑點範圍」或任何服務造成的任何損壞、干擾或阻塞（除非署長另作選擇，明渠、污水渠、雨水渠或總水喉由署長進行修復，承授人須在要求時向政府支付該等工程費用），使署長滿意。如果承授人未能對該地段或其中部分或「綠色範圍」或「綠色加黑點範圍」或該地段或其中部分連同「綠色範圍」與「綠色加黑點範圍」一起或任何服務進行上述必要的改道、重鋪、維修、彌補及修復工程，使署長滿意，署長可進行他認為必要的上述改道、重鋪、維修、彌補或修復工程，承授人須在要求時向政府支付該等工程的費用。

27. 批地文件特別條件第 (38)(a) 條規定承授人須自費建造保養該地段邊界內或署長認為必要的政府土地內的排水渠及渠道，使署長滿意，以便截斷與引導該地段的一切暴雨或雨水到最接近的河道、集水井、渠道或政府雨水渠。承授人須對上述暴雨或雨水造成的任何損壞或滋擾而導致的一切訴訟、索償及要求自行負責並向政府及其官員作出彌償。批地文件特別條件第 (38)(b) 條規定連接任何由該地段至政府雨水渠及污水渠的排水渠及污水渠之工程（如有）（當已鋪設或委託鋪設）可由署長履行，惟因而引致的任何損失或損害署長不須向承授人負責，而承授人須於政府提出索求時繳付予政府該等連接工程之費用。另一選擇是該等連接工程可由承授人自費進行使署長滿意及在此情況下，任何建築於政府土地之連接工程部份須由承授人自費保養，並須於政府提出索求時由承授人交予政府由政府日後出資保養，而承授人須於政府提出索求時繳付予政府有關該等連接工程之技術審核費用。署長可於承授人未有保養建築於政府土地該等連接工程的任何部份時，進行其認為有需要之保養工程，而承授人須於政府提出索求時繳付予政府該等工程之費用。
28. 批地文件特別條件第 (39)(a) 條規定承授人須在批地文件之日起的 6 個曆月內（或署長可批准的其他延長時期內）自費提交或安排他人提交一份排污影響評估（以下簡稱「排污影響評估」）給環境保護署署長作出書面審批，在一切方面使環境保護署署長滿意。上述排污影響評估特別是載有環境保護署署長要求的資料及詳情，包括但不限於開發該地段可能產生的一切不利的排污影響和實施消減措施、改善工程及其他措施及工程的建議。批地文件特別條件第 (39)(b) 條規定承授人須在指定的時間內自費實施由批准的排污影響評估的建議，在一切方面使環境保護署署長滿意。
29. 批地文件特別條件第 (40)(a) 條規定承授人須在批地文件之日起的 6 個曆月內（或署長可批准的其他延長時期內）自費提交或安排他人提交一份噪音影響評估（以下簡稱「噪音影響評估」）給環境保護署署長作出書面審批，在一切方面使環境保護署署長滿意。上述噪音影響評估特別是載有環境保護署署長要求的資料及詳情，包括但不限於開發該地段可能產生的一切不利的噪音影響和實施消減措施、改善工程及其他措施及工程的建議。批地文件特別條件第 (40)(b) 條規定承授人須在指定的時間內自費實施由批准的噪音影響評估的建議，在一切方面使環境保護署署長滿意。
30. 批地文件特別條件第 (42)(a) 條規定承授人須在批地文件之日起的 6 個曆月內（或署長可批准的其他

延長時期內）自費提交或安排他人提交一份排水影響評估（以下簡稱「排水影響評估」）給署長作出書面審批，在一切方面使署長滿意。上述排水影響評估特別是載有署長要求的資料及詳情，包括但不限於開發該地段可能產生的一切不利的排水影響和實施消減措施、改善工程及其他措施及工程的建議。批地文件特別條件第 (42)(b) 條規定承授人須在指定的時間內自費實施由署長批准的排水影響評估的建議，在一切方面使署長滿意。

31. 批地文件特別條件第 (43) 條規定：

- (a) 承授人確認於批地文件的日期，「綠色加黑點範圍」之上、下、內、相鄰或附近現存若干屯門公路的構築物、設施、地基及裝置（該構築物、設施、地基或裝置以下統稱為「公路構築物」）。
- (b) 承授人須於任何時候，特別是於「綠色範圍」及「綠色加黑點範圍」之上、下或內進行任何工程（不論是否根據本批地文件特別條件第 (3) 條或者其他）時，採取或安排採取所有恰當及足夠的謹慎、技巧及預防措施，以免使公路構築物遭受損壞、干擾或阻礙。承授人須自費於路政署署長所訂明的時限內修葺任何公路構築物的損壞，致使路政署署長在各方面滿意。
- (c) 承授人須於「綠色加黑點範圍」之上、下或內進行任何工程前，確定該等工程不會損壞、干擾或危害任何公路構築物，且如路政署署長要求，承授人須自費採取路政署署長要求的預防措施，以確保公路構築物的安全。
- (d) 就本特別條件而言，路政署署長關於何為什麼構成公路構築物的決定，是最終並對承授人有約束力。

備註：

本節中提述「承授人」一詞指根據批地文件中的買方和如文意允許或要求的情況下包括其遺囑執行人、遺產管理人、承讓人及（如為法團）其繼承人及承讓人。

1. The Development is constructed on Tuen Mun Town Lot No. 436 (the “Lot”) which is held under New Grant No. 21416 dated the 7th day of June, 2012 (the “Land Grant”).
2. The Lot is granted for a term of 50 years commencing from the 7th day of June, 2012.
3. User restrictions applicable to the Lot:
 - (a) Special Condition No. (8) of the Land Grant stipulates that the Lot or any part thereof or any building or part of any building erected or to be erected thereon shall not be used for any purpose other than for private residential purposes.
 - (b) Special Condition No. (46) of the Land Grant stipulates that no grave or columbarium shall be erected or made on the Lot, nor shall any human remains or animal remains whether in earthenware jars, cinerary urns or otherwise be interred therein or deposited thereon.
4. General Condition 5(c) of the Land Grant stipulates that the grantee indemnifies and shall keep indemnified the Government against all actions, proceedings, liabilities, demands, costs, expenses, losses (whether financial or otherwise) and claims, whatsoever and howsoever arising from any breach of these Conditions or any damage or soil and groundwater contamination caused to adjacent or adjoining land or to the Lot where such damage or soil and groundwater contamination has, in the opinion of the Director of Lands (“the Director”, and whose opinion shall be final and binding upon the grantee), arisen out of any use of the Lot, or any development or redevelopment of the Lot or part thereof or out of any activities carried out on the Lot or out of any other works carried out thereon by the grantee whether or not such use, development or redevelopment, activities or works are in compliance with these Conditions or in breach thereof.
5. General Condition (7)(a) of the Land Grant stipulates that the grantee shall throughout the tenancy having built or rebuilt (which word refers to redevelopment as contemplated in sub-clause (b) of this General Condition) in accordance with these Conditions (i) maintain all buildings in accordance with the approved design and disposition and any approved building plans without variation or modification thereto; and (ii) maintain all buildings erected or which may hereafter be erected in accordance with these Conditions or any subsequent contractual variation of them, in good and substantial repair and condition and in such repair and condition deliver up the same at the expiration or sooner determination of the tenancy.
6. General Condition (9) of the Land Grant stipulates that any private streets, roads and lanes which by these Conditions are required to be formed shall be sited to the satisfaction of the Director and included in or excluded from the area to be leased as may be determined by him and in either case shall be surrendered to the Government free of cost if so required. If the said streets, roads and lanes are surrendered to the Government, the surfacing, kerbing, draining (both foul and storm water sewers), channeling and road lighting thereof shall be carried out by the Government at the expense of the grantee and thereafter they shall be maintained at public expense. If the said private streets, roads and lanes remain part of the area to be leased, they shall be lighted, surfaced, kerbed, drained, channelled and maintained by and at the expense of the grantee in all respects to the satisfaction of the Director and the Director may carry out or cause to be carried out the installation and maintenance of road lighting for the sake of public interest as required. The grantee shall bear the capital cost of installation of road lighting and allow free ingress and egress to and from the area to be leased to workmen and vehicles for the purpose of installation and maintenance of road lighting.
7. Special Condition No. (3) of the Land Grant stipulates that:-
 - (a) The grantee acknowledges that there are existing footpaths and an existing vehicular access over the areas shown coloured green on the plan annexed to the Land Grant (collectively “the Green Area”) and the area within the underpass and its extension beneath Tuen Mun Road shown coloured green stippled black on the plan annexed to the Land Grant (“the Green Stippled Black Area”). Before completion of the formation of the Green Area and the Green Stippled Black Area in accordance with sub-clauses (b)(i) and (b)(ii) of this Special Condition, the grantee shall at all times at his own expense keep and maintain the existing footpaths and the existing vehicular access in all respects to the satisfaction of the Director and permit members of the public at all times the unrestricted use of the existing footpaths and the existing vehicular access for all lawful purposes free of cost and without hindrance.
 - (b) The grantee shall:
 - (i) within 54 calendar months from the date of the Land Grant or such other extended periods as may be approved by the Director, at his own expense, in such manner with such materials and to such standards, levels, alignment and design as the Director shall approve and in all respects to the satisfaction of the Director:
 - (I) lay and form the Green Area and the Green Stippled Black Area; and
 - (II) provide and construct such bridges, tunnels, over-passes, underpasses, culverts, viaducts, flyovers, pavements, roads or such other structures as the Director in his sole discretion may require (collectively “the Structures”)

so that building, vehicular and pedestrian traffic may be carried on the Green Area and the Green Stippled Black Area.
 - (ii) within 54 calendar months from the date of the Land Grant or such other extended periods as may be approved by the Director, at his own expense and to the satisfaction of the Director, surface, kerb and channel the Green Area and the Green Stippled Black Area and provide the same with such gullies, sewers, drains, fire hydrants with pipes connected to water mains, street lights, traffic signs, street furniture and road markings as the Director may require; and
 - (iii) maintain at his own expense the Green Area and the Green Stippled Black Area together with the Structures and all structures, surfaces, gullies, sewers, drains, fire hydrants, services, street lights, traffic signs, street furniture, road markings and plant constructed, installed and provided thereon or therein to the satisfaction of the Director until such time as possession of the Green Area and the Green Stippled Black Area has been re-delivered to the Government in accordance with Special Condition No. (4) of the Land Grant.
 - (c) In the event of the non-fulfilment of the grantee’s obligations under sub-clauses (a) and (b) of this Special Condition, the Government may carry out the necessary works at the cost of the grantee who shall pay to the Government on demand a sum equal to the cost thereof, such sum to be determined by the Director whose determination shall be final and shall be binding upon the grantee.

(d) The Government shall have no liability in respect of any loss, damage, nuisance or disturbance whatsoever caused to or suffered by the grantee or any other person whether arising out of or incidental to the fulfilment of the grantee's obligations under sub-clauses (a) and (b) of this Special Condition or the exercise of the rights by the Government under sub-clause (c) of this Special Condition or otherwise, and no claim whatsoever shall be made against the Government by the grantee in respect of any such loss, damage, nuisance or disturbance.

8. Special Condition No. (5) of the Land Grant stipulates that the grantee shall not without the prior written consent of the Director use the Green Area or the Green Stippled Black Area for the purpose of storage or for the erection of any temporary structure or for any purposes other than the carrying out of the works specified in Special Condition No. (3) of the Land Grant.

9. Special Condition No. (9) of the Land Grant stipulates that:-

Subject to these Conditions, upon development or redevelopment (which term refers solely to redevelopment contemplated in General Condition No.7 of the Land Grant) of the Lot or any part thereof:

- (a) any building or buildings erected or to be erected on the Lot shall in all respects comply with the Buildings Ordinance, any regulations made thereunder and any amending legislation;
- (b) no building or buildings may be erected on the Lot or any part thereof or upon any area or areas outside the Lot specified in these Conditions, nor may any development or use of the Lot or any part thereof, or of any area or areas outside the Lot specified in these Conditions take place, which does not in all respects comply with the requirements of the Town Planning Ordinance, any regulations made thereunder and any amending legislation;
- (c) the total gross floor area of any building or buildings erected or to be erected on the Lot shall not be less than 2,165 square metres and shall not exceed 3,608 square metres;
- (d) no part of any building or other structure erected or to be erected on the Lot together with any addition or fitting (if any) to such building or structure may in the aggregate exceed a height of 10.5 metres above the mean formation level of the land on which such building or structure stands, provided that with the prior written approval of the Director, machine rooms, air-conditioning units, water tanks, stairhoods and similar roof-top structures may be erected or placed on the roof of the building so as to exceed the above height limit, and for the purpose of this sub-clause (d), the decision of the Director as to what level constitutes the mean formation level of the land shall be final and binding on the grantee;
- (e) (i) no building or buildings erected or to be erected on the Lot shall, except with the prior written consent of the Director, exceed 3 storeys provided that the Director in his sole discretion may in calculating the number of storeys under this sub-clause (e) (i) exclude any basement floor or floors and in the event of the Director consenting to the building or buildings erected or to be erected on the Lot exceeding 3 storeys (excluding any basement floor or floors which is or are excluded by the Director as aforesaid), the Director may impose such terms and conditions as the Director shall, in his absolute discretion, determine;

(ii) for the purposes of calculating the number of storeys under sub-clause (e)(i) of this Special Condition:

- (I) a basement floor (if erected) below the level of the ground, irrespective of the size or floor area of such floor, shall be counted as a basement floor; and
- (II) in any event, the decision of the Director on what constitutes the level of the ground or on what constitutes a basement floor or floors shall be final and binding on the grantee; and

(f) the design and disposition of any building or buildings erected or to be erected on the Lot shall be subject to the approval in writing of the Director and no building works (other than the Demolition Works and site formation works) shall be commenced on the Lot until such approval shall have been obtained and for the purposes of these Conditions, "building works" and "site formation works" shall be as defined in the Buildings Ordinance, any regulations made thereunder and any amending legislation.

10. Special Condition No. (10) of the Land Grant stipulates that:-

- (a) except with the prior written consent of the Director (who in giving such consent, may impose such terms and conditions as he shall in his absolute discretion determine), no driveway, building or structure or support for any building or structure shall be erected or constructed or placed on, over, above, under, below or within the areas shown coloured pink hatched black on the plan annexed to the Land Grant ("the Pink Hatched Black Area") except boundary walls or fences or both. For the purpose of this sub-clause (a), the decision of the Director as to what constitutes a driveway shall be final and binding on the grantee.
- (b) the grantee shall at his own expense landscape and plant with trees and shrubs on the Pink Hatched Black Area and thereafter maintain and keep the same in a safe, clean, neat, tidy and healthy condition all to the satisfaction of the Director.

11. Special Condition No. (12) of the Land Grant stipulates, among other things, that:-

- (a) the grantee may erect, construct and provide within the Lot such recreational facilities and facilities ancillary thereto ("the Facilities") as may be approved in writing by the Director. The type, size, design, height and disposition of the Facilities shall also be subject to the prior written approval of the Director.
- (b) for the purpose of calculating the total gross floor area stipulated in Special Condition No.(9)(c) of the Land Grant, subject to Special Condition No. (45)(d) of the Land Grant, any part of the Facilities provided within the Lot in accordance with sub-clause (a) of this Special Condition which are for the common use and benefit of all the residents of the residential block or blocks erected or to be erected on the Lot and their bona fide visitors shall not be taken into account. The remaining part of the Facilities which, in the opinion of the Director, are not for such use shall be taken into account for such calculation.
- (c) In the event that any part of the Facilities is exempted from the gross floor area calculation pursuant to sub-clause (b) of this Special Condition ("the Exempted Facilities"):

- (i) the Exempted Facilities shall be designated as and form part of the Common Areas referred to in Special Condition No. (20)(a)(v) of the Land Grant;
 - (ii) the grantee shall at his own expense maintain the Exempted Facilities in good and substantial repair and condition and shall operate the Exempted Facilities to the satisfaction of the Director; and
 - (iii) the Exempted Facilities shall only be used by the residents of the residential block or blocks erected or to be erected on the Lot and their bona fide visitors and by no other person or persons.
12. Special Condition No. (13) of the Land Grant stipulates that no tree growing on the Lot or adjacent thereto shall be removed or interfered with without the prior written consent of the Director who may, in granting consent, impose such conditions as to transplanting, compensatory landscaping or replanting as he may deem appropriate.
13. Special Condition No. (14) of the Land Grant stipulates, among other things, that:-
- (a) The grantee shall at his own expense submit to the Director for his approval a landscape plan indicating the location, disposition and layout of the landscaping works to be provided within the Lot in compliance with the requirements stipulated in sub-clause (b) of this Special Condition.
 - (b) (i) Not less than 20% of that portion of the Lot shown coloured pink on the plan annexed to the Land Grant shall be planted with trees, shrubs or other plants.
 - (ii) Not less than 50% of the 20% referred to in sub-clause(b)(i) of this Special Condition (“the Greenery Area”) shall be provided at such location or level as may be determined by the Director at his sole discretion so that the Greenery Area shall be visible to pedestrians or accessible by any person or persons entering the Lot.
 - (iii) The decision of the Director as to which landscaping works proposed by the grantee constitutes the 20% referred to in sub-clause (b)(i) of this Special Condition shall be final and binding on the grantee.
 - (iv) The Director at his sole discretion may accept other non-planting features proposed by the grantee as an alternative to planting trees, shrubs or other plants.
 - (c) The grantee shall at his own expense landscape the Lot in accordance with the approved landscape plan in all respects to the satisfaction of the Director, and no amendment, variation, alteration, modification or substitution of the approved landscape plan shall be made without the prior written consent of the Director.
 - (d) The grantee shall thereafter at his own expense maintain and keep the landscaped works in a safe, clean, neat, tidy and healthy condition all to the satisfaction of the Director.
 - (e) The area or areas landscaped in accordance with this Special Condition shall be designated as and form part of the Common Areas referred to in Special Condition No. (20)(a)(v) of the Land Grant.
14. Special Condition No. (15)(a) of the Land Grant stipulates, among other things, that office accommodation for watchmen or caretakers or both may be provided within the Lot and such accommodation shall not be used for any purpose other than office accommodation for watchmen or caretakers or both, who are wholly and necessarily employed on the Lot.
15. Special Condition No. (16)(a) of the Land Grant stipulates, among other things, that quarters for watchmen or caretakers or both may be provided within the Lot and such quarters shall not be used for any purpose other than the residential accommodation of watchmen or caretakers or both, who are wholly and necessarily employed within the Lot.
16. Special Condition No. (17)(a) of the Land Grant stipulates, among other things, that one office for the use of the Owners’ Corporation or the Owners’ Committee may be provided within the Lot and such office shall not be used for any purpose other than for meetings and administrative work of the Owners’ Corporation or Owners’ Committee formed or to be formed in respect of the Lot and the buildings erected or to be erected thereon.
17. Special Condition No. (23)(a)(i) of the Land Grant stipulates that spaces shall be provided within the Lot to the satisfaction of the Director for the parking of motor vehicles licensed under the Road Traffic Ordinance, any regulations made thereunder and any amending legislation, and belonging to the residents of the building or buildings erected or to be erected on the Lot and their bona fide guests, visitors or invitees (“the Residential Parking Spaces”) according to a prescribed rate. Special Condition No.(23)(a)(ii) provides that additional spaces for the parking of motor vehicles licensed under the Road Traffic Ordinance, any regulations made thereunder and any amending legislation, and belonging to the bona fide guests, visitors or invitees of the residents of the building or buildings erected or to be erected on the Lot shall be provided according to a prescribed rate. Special Condition No.(23)(a)(iv) provides that the spaces provided under Special Condition Nos. (23)(a)(i) and (23)(a)(iii) shall not be used for any purpose other than those respectively stipulated therein and in particular the said spaces shall not be used for the storage, display or exhibiting of motor vehicles for sale or otherwise or for the provision of car cleaning and beauty services.
18. Special Condition No. (23)(b)(i) of the Land Grant stipulates that out of the spaces provided under Special Conditions Nos.(23)(a)(i) and 23(a)(iii) (as may be adjusted pursuant to Special Condition No.(26) of the Land Grant), the grantee shall reserve and designate spaces for the parking motor vehicles by disabled persons as defined in the Road Traffic Ordinance, any regulations made thereunder and any amending legislation (“the Parking Spaces for Disabled Persons”) according to prescribed rates. Special Condition No.(23)(b)(iii) stipulates that the Parking Spaces for Disabled Persons shall not be used for any purpose other than for the parking of motor vehicles by disabled persons as defined in the Road Traffic Ordinance, any regulations made thereunder and any amending legislation, and belonging to the residents of the building or buildings erected or to be erected on the Lot and their bona fide guests, visitors or invitees and in particular the said spaces shall not be used for the storage, display or exhibiting of motor vehicles for sale or otherwise or for the provision of car cleaning and beauty services.

19. Special Condition No. (23)(c)(i) of the Land Grant stipulates that spaces shall be provided within the Lot to the satisfaction of the Director for the parking of motor cycles licenses under the Road Traffic Ordinance, any regulations made thereunder and any amending legislation, and belonging to the residents of the building or buildings erected or to be erected on the Lot and their bona fide guests, visitors or invitees (“the Motor Cycle Parking Spaces”) according to prescribed rates. Special Condition No.(23)(c)(ii) stipulates that the Motor Cycle Parking Spaces shall not be used for any purpose other than for the purpose set out in sub-clause (c)(i) of this Special Condition and in particular the said spaces shall not be used for the storage, display or exhibiting of motor vehicles for sale or otherwise or for the provision of car cleaning and beauty services.
20. Special Condition No. (24)(a) of the Land Grant stipulates that spaces shall be provided within the Lot to the satisfaction of the Director for the loading and unloading of goods vehicles at the prescribed rates, and Special Condition No.(24)(b) stipulates that such spaces shall not be used for any purpose other than for the loading and unloading of goods vehicles in connection with the building or buildings referred to therein.
21. Special Condition No. (28)(a) of the Land Grant stipulates that the Residential Parking Spaces and the Motor Cycle Parking Spaces shall not be:
- (i) assigned except
 - (I) together with undivided shares in the Lot giving the right of exclusive use and possession of a residential unit or units in the building or buildings erected or to be erected on the Lot; or
 - (II) to a person who is already the owner of undivided shares in the Lot with the right of exclusive use and possession of a residential unit or units in the building or buildings erected or to be erected on the Lot; or
 - (ii) underlet except to residents of the residential units in the building or buildings erected or to be erected on the Lot.
- Provided that in any event not more than three in number of the total of the Residential Parking Spaces and the Motor Cycle Parking Spaces shall be assigned to the owner or underlet to the resident of any one residential unit in the building or buildings erected or to be erected on the Lot.
22. Special Condition No.(29) of the Land Grant stipulates that the spaces provided within the Lot in accordance with Special Condition Nos.(23)(a)(iii) (as may be adjusted pursuant to Special Condition No.(26) of the Land Grant), (24)(a) and (25) of the Land Grant shall be designated as and form part of the Common Areas.
23. Special Condition No. (30) of the Land Grant stipulates that a plan approved by the Director indicating the layout of all the parking and loading and unloading spaces to be provided within the Lot in accordance with Special Conditions Nos. (23) (as may be adjusted pursuant to Special Condition No.(26) of the Land Grant), (24) and (25) of the Land Grant, or a copy of such plan certified by an Authorized Person (as defined in the Buildings Ordinance, any regulations made thereunder and any amending legislation) shall be deposited with the Director. The parking and loading and unloading spaces indicated on the said approved plan shall not be used for any purpose other than for the purposes set out respectively in Special Conditions Nos. (23), (24) and (25) of the Land Grant. The grantee shall maintain the parking and loading and unloading spaces and other areas, including but not restricted to the lifts, landings, and manoeuvring and circulation areas, in accordance with the said approved plan and shall not alter the layout except with the prior written consent of the Director. Except for the parking spaces indicated on the said approved plan, no part of the Lot or any building or structure thereon shall be used for parking purposes.
24. Special Condition No. (33)(a) of the Land Grant stipulates that where there is or has been any cutting away, removal or setting back of any land, or any building up or filling in or any slope treatment works of any kind whatsoever, whether with or without the prior written consent of the Director, either within the Lot or on any Government land, which is or was done for the purpose of or in connection with the formation, levelling or development of the Lot or any part thereof or any other works required to be done by the grantee under the Conditions of the Land Grant, or for any other purpose, the grantee shall at his own expense carry out and construct such slope treatment works, retaining walls or other support, protection, drainage or ancillary or other works as shall or may then or at any time thereafter be necessary to protect and support such land within the Lot and also any adjacent or adjoining Government or leased land and to obviate and prevent any falling away, landslip or subsidence occurring thereafter. The grantee shall at all times during the term agreed to be granted by the Land Grant maintain at his own expense the said land, slope treatment works, retaining walls or other support, protection, drainage or ancillary or other works in good and substantial repair and condition to the satisfaction of the Director. Special Condition No. (33)(c) stipulates that in the event that as a result of or arising out of any formation, levelling, development or other works done by the grantee or owing to any other reason, any falling away, landslip or subsidence occurs at any time, whether in or from any land, within the Lot or from any adjacent or adjoining Government or leased land, the grantee shall at his own expense reinstate and make good the same to the satisfaction of the Director and shall indemnify the Government, its agents and contractors from and against all costs, charges, damages, demands and claims whatsoever which shall or may be made, suffered or incurred through or by reason of such falling away, landslip or subsidence. Special Condition No. (33)(d) stipulates that in addition to any other rights or remedies in the Land Grant provided for breach of any of the Conditions, the Director shall be entitled by notice in writing to call upon the grantee to carry out, construct and maintain the said land, slope treatment works, retaining walls, or other support, protection, and drainage or ancillary or other works or to reinstate and make good any falling away, landslip or subsidence, and if the grantee shall neglect or fail to comply with the notice to the satisfaction of the Director within the period specified therein, the Director may forthwith execute and carry out any necessary works and the grantee shall on demand repay to the Government the cost thereof, together with any administrative or professional fees and charges.

25. Special Condition No. (35) of the Land Grant stipulates that where prestressed ground anchors have been installed, upon development or redevelopment of the Lot or any part thereof, the grantee shall at his own expense carry out regular maintenance and regular monitoring of the prestressed ground anchors throughout their service life to the satisfaction of the Director and shall supply to the Director such reports and information on all such monitoring works as the Director may from time to time in his absolute discretion require. If the grantee shall neglect or fail to carry out the required monitoring works, the Director may forthwith execute and carry out the monitoring works and the grantee shall on demand repay to the Government the cost thereof.
26. Special Condition No. (37) of the Land Grant stipulates that the grantee shall take or cause to be taken all proper and adequate care, skill and precautions at all times, and particularly when carrying out construction, maintenance, renewal or repair work (“the Works”), to avoid causing any damage, disturbance or obstruction to any Government or other existing drain, waterway or watercourse, water main, road, footpath, street furniture, sewer, nullah, pipe, cable, wire, utility service or any other works or installations being or running upon, over, under or adjacent to the Lot or any part thereof or the Green Area or the Green Stippled Black Area or the Lot or any part thereof and the Green Area and the Green Stippled Black Area (collectively “the Services”). The grantee shall prior to carrying out any of the Works make or cause to be made such proper search and enquiry as may be necessary to ascertain the present position and levels of the Services, and shall submit his proposals for dealing with any of the Services which may be affected by the Works in writing to the Director for his approval in all respects, and shall not carry out any work whatsoever until the Director shall have given his written approval to the Works and to such aforesaid proposals. The grantee shall comply with and at his own expense meet any requirements which may be imposed by the Director in respect of the Services in granting the aforesaid approval, including the cost of any necessary diversion, relaying or reinstatement. The grantee shall at his own expense in all respects repair, make good and reinstate to the satisfaction of the Director any damage, disturbance or obstruction caused to the Lot or any part thereof or the Green Area or the Green Stippled Black Area or the Lot or any part thereof and the Green Area and the Green Stippled Black Area or any of the Services in any manner arising out of the Works (except for nullah, sewer, storm-water drain or water main, the making good of which shall be carried out by the Director, unless the Director elects otherwise, and the grantee shall pay to the Government on demand the cost of such works). If the grantee fails to carry out any such necessary diversion, relaying, repairing, making good and reinstatement of the Lot or any part thereof or the Green Area or the Green Stippled Black Area or the Lot or any part thereof and the Green Area and the Green Stippled Black Area or of any of the Services to the satisfaction of the Director, the Director may carry out any such diversion, relaying, repairing, making good or reinstatement as he considers necessary and the grantee shall pay to the Government on demand the cost of such works.
27. Special Condition No. (38)(a) of the Land Grant stipulates that the grantee shall construct and maintain at his own expense and to the satisfaction of the Director such drains and channels, whether within the boundaries of the Lot or on Government land, as the Director may consider necessary to intercept and convey into the nearest stream-course, catchpit, channel or Government storm-water drain (if any) all storm-water or rain-water falling or flowing on to the Lot, and the grantee shall be solely liable for and shall indemnify the Government and its officers from and against all actions, claims and demands arising out of any damage or nuisance caused by such storm-water or rain-water. Special Condition No. (38)(b) stipulates that the works of connecting any drains and sewers from the Lot to the Government storm-water drains and sewers (if any), when laid and commissioned, may be carried out by the Director who shall not be liable to the grantee for any loss and damage thereby occasioned and the grantee shall pay to the Government on demand the cost of such connection works. Alternatively, the said connection works may be carried out by the grantee at his own expense to the satisfaction of the Director and in such case any section of the said connection works which is constructed within Government land shall be maintained by the grantee at his own cost and upon demand be handed over by the grantee to the Government for future maintenance thereof at the expense of the Government and the grantee shall pay to the Government on demand the cost of the technical audit in respect of the said connection works. The Director may, upon failure of the grantee to maintain any section of the said connection works which is constructed within Government land, carry out such maintenance works as he considers necessary and the grantee shall pay to the Government on demand the cost of such works.
28. Special Condition No. (39)(a) of the Land Grant stipulates that the grantee shall within 6 calendar months from the date of the Land Grant (or such other extended periods as may be approved by the Director) at his own expense and in all respects to the satisfaction of the Director of Environmental Protection submit or cause to be submitted to the Director of Environmental Protection for his approval in writing a sewerage impact assessment (“SIA”) containing, among others, such information and particulars as the Director of Environmental Protection may require including but not limited to all adverse sewerage impact as may arise from the development of the Lot, and recommendations for mitigation measures, improvement works and other measures and works. Special Condition No. (39)(b) stipulates that the grantee shall at his own expense implement the recommendations in the approved SIA in all respects to the satisfaction of the Director of Environmental Protection and within such time limit as may be stipulated by him.
29. Special Condition No. (40)(a) of the Land Grant stipulates that the grantee shall within 6 calendar months from the date of the Land Grant (or such other extended periods as may be approved by the Director), at his own expense and in all respects to the satisfaction of the Director of Environmental Protection submit or cause to be submitted to the Director of Environmental Protection for his written approval a noise impact assessment (“NIA”) containing, among others, such information and particulars as the Director of Environmental Protection may require including but not limited to a noise impact assessment of the surrounding roads and highways in connection with the development of the Lot, and recommendations for mitigation measures, improvement works and other measures and works. Special Condition No.(40)(b) stipulates that the grantee shall at his own expense implement the recommendations in the approved NIA in all respects to the satisfaction of the Director of Environmental Protection and within such time limit as stipulated by him.
30. Special Condition No. (42)(a) of the Land Grant stipulates that the grantee shall within 6 calendar months from the date of the Land Grant (or such other extended periods as may be approved by the Director) at his own expense and in all respects to the satisfaction of the Director submit or cause to be submitted to the Director for his approval in writing a drainage impact assessment (hereinafter referred to as “DIA”) containing, among others, such information and particulars as the Director may require including but not limited to all adverse drainage impact as may arise from the development of the Lot, and recommendations for mitigation measures, improvement works and other measures and works. Special Condition No. (42)(b) stipulates that the grantee shall at his own expense implement the recommendations in the approved DIA in all respects to the satisfaction of the Director and within such time limit as may be stipulated by him.

31. Special Condition No. (43) of the Land Grant stipulates that:-

- (a) The grantee acknowledges that as at the date of the Land Grant, there are structures, facilities, foundations or installations of Tuen Mun Road upon, over, under, in, within, adjacent to or in the vicinity of the Green Stippled Black Area (which structures, facilities, foundations or installations are hereinafter collectively referred to as “the Highways Structures”).
- (b) The grantee shall take or cause to be taken all proper and adequate care, skills and precautions at all times and particularly when carrying out any works (whether under Special Condition No. (3) of the Land Grant or otherwise) upon, over, under, in or within the Green Area and the Green Stippled Black Area to avoid causing any damage, disturbance or interference to the Highways Structures. The grantee shall at his own expense and within such time limit as may be stipulated by the Director of Highways make good any damage to the Highway Structures in all respects to the satisfaction of the Director of Highways.
- (c) Prior to the commencement of any work whatsoever upon, over, under, in or within the Green Stippled Black Area, the grantee shall ensure that any such works will not damage, interfere with or endanger any of the Highway Structures and if required by the Director of Highways, the grantee shall at his own expense take such precautions and measures as may be required by the Director of Highways to ensure the safety of the Highway Structures.
- (d) For the purpose of this Special Condition, the decision of the Director of Highways as to what constitutes the Highways Structures shall be final and binding on the Purchaser.

Remarks:

The expression “grantee” as mentioned in this section means the purchaser under the Land Grant and where the context so admits or requires includes his executors, administrators and assigns and in case of a corporation its successors and assigns.

1. 對根據批地文件規定須興建並提供予政府或供公眾使用的任何設施的描述

- (a) 批地文件特別條件第 (3)(b)(i)(I) 條所述之「綠色範圍」與「綠色加黑點範圍」需要進行鋪設及塑造；
- (b) 批地文件特別條件第 (3)(b)(i)(II) 條所述之構築物需要提供及建造；及
- (c) 「綠色範圍」與「綠色加黑點範圍」需要表面整飾、建造路邊及渠道，以及按署長要求為此等設施提供溝渠、污水管、排水渠、消防栓接駁總水管、街燈、交通標誌、街道設施及道路標記。

2. 對根據批地文件規定須由發展項目中的住宅物業的擁有人出資管理、營運或維持以供公眾使用的設施的描述

批地文件特別條件第 (3)(b)(i)(I) 條所述之「綠色範圍」與「綠色加黑點範圍」，及批地文件特別條件第 (3)(b)(i)(II) 條所述之構築物，以及於其之內或之上興建、安裝及提供之所有構築物、路面、溝渠、污水管、排水渠、消防栓、服務設施、街燈、交通標誌、街道設施、道路標記。

3. 根據批地文件規定須由發展項目中的住宅物業的擁有人出資管理、營運或維持以供公眾使用的休憩用地的大小

不適用。

4. 發展項目所位於的土地中為施行《建築物（規劃）規例》（第 123 章，附屬法例 F）第 22(1) 條而撥供公眾用途的任何部分的描述

不適用。

5. 顯示上述第 1 及 2 段所提及之設施、上述第 3 段所提及之休憩用地（如有）及上述第 4 段所提及之土地中的該等部分（如有）的位置的圖則

請見本章內之圖則。

6. 公眾之使用權

公眾有權按照批地文件使用供公眾使用的第 1(b) 及 (c) 段所提及之設施。

7. 管理、營運及維持

第 1(b) 及第 (c) 段所提及之設施按規定須由發展項目中的住宅物業的擁有人出資維持。該等擁有人按規定須以由有關住宅物業分攤的管理開支，應付維持該等設施或休憩用地（如有）的部分開支，直至「綠色範圍」與「綠色加黑點範圍」按照特別條件第 (4) 條交回政府為止。

8. 批地文件及撥出私人地方供公眾使用的契據（如適用）關於上述第 1 及 2 段所提及之設施、上述第 3 段所提及之休憩用地（如有）及上述第 4 段所提及之土地中的該等部分（如有）的條文

(1) 批地文件特別條件第 (3) 條規定：

- (a) 承授人知悉在批地文件附加的平面圖中以綠色顯示的範圍（統稱為「綠色範圍」）及批地文件附加之平面圖以綠色加黑點所顯示的屯門公路以下地下通道及其延申的範圍（「綠色加黑點範圍」）中存在若干行人路及一條行車道。在根據特別條件第 (b)(i) 及第 (b)(ii) 分條落成「綠色範圍」與「綠色加黑點範圍」之前，承授人須時刻自費保持並維修行人路及行車道以全面令署長滿意，並且允許公眾以所有合法目的隨時不受限制免費使用該行人路及行車道而無任何阻礙。

(b) 承授人須

- (i) 於批地文件日期的 54 個曆月或署長批准之其他延長期限或之前自費以署長批准並達致署長全面滿意的方式及物料、標準、水平、定線和設計進行下列工程；

(I) 在「綠色範圍」與「綠色加黑點範圍」進行鋪設及塑造；及

(II) 提供及興建署長自行酌情認為需要的橋、隧道、上跨路、下通道、下水道、高架道路、天橋、行人路、道路或其他構築物（以下統稱為「構築物」）

以致可在「綠色範圍」與「綠色加黑點範圍」上建造建築物及可供車輛及行人往來。

- (ii) 於批地文件日期的 54 個曆月或署長批准之其他延長期限或之前自費並以達致署長滿意的方式，在「綠色範圍」與「綠色加黑點範圍」表面整飾、建造路邊及渠道，以及按署長要求為此等設施提供溝渠、污水管、排水渠、消防栓接駁總水管、街燈、交通標誌、街道設施及道路標記；及

- (iii) 須自費維持「綠色範圍」與「綠色加黑點範圍」和構築物及於其之內或之上興建、安裝及提供之所有構築物、路面、溝渠、污水管、排水渠、消防栓、服務設施、街燈、交通標誌、街道設施、道路標記，以令署長滿意，直至「綠色範圍」與「綠色加黑點範圍」按照批地文件特別條件第 (4) 條交回政府為止。

- (c) 倘若承授人未能履行本特別條件 (a) 及 (b) 分條所定的責任，政府可進行必要的工程，費用由承授人承擔。承授人須在接獲要求時向政府支付相等於該工程費用的款項，金額由署長決定，其決定將作終論及對承授人有約束力。

- (d) 政府對承授人根據本特別條件第 (a) 及 (b) 分條下的規定履行責任或政府根據本特別條件第 (c) 分條下行使權利或其他所引致或附帶的或承授人或其他任何人士所遭遇的任何損失、損害、滋擾或干擾不承擔任何責任。承授人不得就任何損失、損害、滋擾或干擾對政府提出任何申索。

(2) 批地文件特別條件第 (4) 條規定：

僅為了進行特別條件第 (3) 條指定的必要工程，承授人在本批地文件之日獲授予「綠色範圍」及「綠色加黑點範圍」的管有權。「綠色範圍」及「綠色加黑點範圍」須在政府要求時交還給政府和在任何情況下，於署長發出函件之日，證明本批地文件的各條件已滿意地履行後視為已交還給政府。在不影響本特別條件第 (3)(a) 承授人須在其管有「綠色範圍」與「綠色加黑點範圍」期間允許一切政府及公眾車輛及行人在任何合理時間內自由經過「綠色範圍」及「綠色加黑點範圍」並確保上述通行不會受到按批地文件特別條件第 (3) 條或其他規定進行的工程之干涉或阻礙。

(3) 批地文件特別條件第 (5) 條規定：

未經署長事先書面同意，承授人不得使用「綠色範圍」及「綠色加黑點範圍」作倉儲或建立任何臨時構築物或用作進行批地文件特別條款第 (3) 條下規定之工程外的其他目的。

(4) 批地文件特別條件第 (6) 條規定：

(a) 承授人須在其管有「綠色範圍」及「綠色加黑點範圍」期間的所有合理時間內：

(i) 允許政府、署長、其官員、承辦商、代理及其他獲其授權人士有權進出穿越該地段及「綠色範圍」及「綠色加黑點範圍」，以便視察、檢查及監督任何須按本特別條件第 (3)(a) 及 (3)(b) 條進行的工程，及進行、視察、檢查及監督根據本特別條件第 (3)(c) 條進行的工程及任何其他署長認為有需要在「綠色範圍」及「綠色加黑點範圍」內進行的工程；

(ii) 允許政府及獲政府授權的相關公共事業公司應其要求進出穿越該地段及「綠色範圍」及「綠色加黑點範圍」，以供其在「綠色範圍」及「綠色加黑點範圍」或任何毗連土地之內、之上或之下進行任何所需工程，包括但不限於鋪設及於其後保養管道、電線、導管、電纜管道及其他傳導媒體及為向該地段或任何毗連或鄰近土地或處所提供電訊、電力、氣體（如有）及其他服務而所需的附屬設備。承授人須就有關任何上述於「綠色範圍」及「綠色加黑點範圍」內進行之工程之所有事宜與政府及政府妥為授權的有關公共事業公司通力合作；

(iii) 允許水務監督之官員或其他獲其授權之人士應其要求進出穿越該地段及「綠色範圍」及「綠色加黑點範圍」，以進行任何與「綠色範圍」及「綠色加黑點範圍」內之水務設施之操作、保養、維修、更換及改動有關的工程；

(iv) 允許路政署署長、其官員、承辦商、代理及其他獲其授權人士佔據「綠色範圍」或「綠色加黑點範圍」或者「綠色範圍」及「綠色加黑點範圍」或者其任何部分，以推行在該範圍內的任何臨時交通安排，或佔據「綠色範圍」及「綠色加黑點範圍」及推行在該範圍內的任何臨時交通安排，以開展包括但不限於屯門公路以下的地下通道的擴建工程，以及與該擴建工程相關的斜坡工程。

(b) 政府、署長、路政署署長及他的官員、承辦商、代理及其他人士或按本特別條件第 (a) 分條授權的有關公用事業公司對政府、署長、路政署署長及他的官員、承辦商、代理及其他人士或按本特別條件第 (a) 分條授權的有關公用事業公司履行他們的權利所產生或附帶造成承授人或任何其他人士蒙受的任何損失、損害、滋擾或干擾毋須承擔任何責任。”

(5) 批地文件特別條件第 (37) 條規定：

承授人須在任何時候採取或促使他人採取一切適當及足夠的照料、技巧及預防措施，特別是進行建築、保養、翻新或維修工程（「工程」）期間，以避免對該地段或其中部分及「綠色範圍」及「綠色加黑點範圍」或該地段或其任何部份或「綠色範圍」或「綠色加黑點範圍」之上、上面、之下或毗鄰的任何政府或其他現有的排水渠、水路或水道、總水喉、道路、行人路、街道設施、污水渠、明渠、管道、電纜、電線、公用事業服務或任何其他工程或裝置（統稱「服務」）造成任何損壞、干擾或阻塞。承授人在進行任何工程前必須進行或促使他人進行必要的適當勘測及查詢，以確定任何服務的現在位置及水平，並提交處理任何可受工程影響的服務一切方面的書面建議給署長，供他全面審批和必須在取得署長對工程及上述建議作出的書面批准後才能進行工程。承授人須履行署長在給予前述批准對服務的任何要求和承擔符合該等要求支出的費用，包括必要的改道、重鋪或修復的費用。承授人必須自費全面維修、彌補及修復工程對該地段或其任何部份或「綠色範圍」或「綠色加黑點範圍」或該地段或其中任何部分連同「綠色範圍」及「綠色加黑點範圍」或任何服務造成的任何損壞、干擾或阻塞（除非署長另作選擇，明渠、污水渠、雨水渠或總水喉由署長進行修復，承授人須在要求時向政府支付該等工程費用），使署長滿意。如果承授人未能對該地段或其中部分或「綠色範圍」或「綠色加黑點範圍」或該地段或其中部分連同「綠色範圍」與「綠色加黑點範圍」一起或任何服務進行上述必要的改道、重鋪、維修、彌補及修復工程，使署長滿意，署長可進行他認為必要的上述改道、重鋪、維修、彌補或修復工程，承授人須在要求時向政府支付該等工程的費用。

(6) 批地文件特別條件第 (43) 條規定：

(a) 承授人確認於批地文件的日期，「綠色加黑點範圍」之上、下、內、相鄰或附近現存若干屯門公路的構築物、設施、地基及裝置（該構築物、設施、地基或裝置以下統稱為「公路構築物」）。

(b) 承授人須於任何時候，特別是於「綠色範圍」及「綠色加黑點範圍」之上、下或內進行任何工程（不論是否根據本批地文件特別條件第 (3) 條或者其他）時，採取或安排採取所有恰當及足夠的謹慎、技巧及預防措施，以免使公路構築物遭受損壞、干擾或阻礙。承授人須自費於路政署署長所訂明的時限內修葺任何公路構築物的損壞，致使路政署署長在各方面滿意。

(c) 承授人須於「綠色加黑點範圍」之上、下或內進行任何工程前，確定該等工程不會損壞、干擾或危害任何公路構築物，且如路政署署長要求，承授人須自費採取路政署署長要求的預防措施，以確保公路構築物的安全。

(d) 就本特別條件而言，路政署署長關於何為什麼構成公路構築物的決定，是最終並對承授人有約束力。

9. 發展項目公契中用於上述第 1 及 2 段所提及之設施、上述第 3 段所提及之休憩用地（如有）及上述第 4 段所提及之土地中的該等部分（如有）的條文

(1) 公契第 I 節第 1.1 條訂明：

「綠色範圍」指「批地條件」所夾附圖則以綠色顯示以資識別的地方。

「綠色加黑點範圍」指「批地條件」所夾附圖則以綠色加黑點顯示以資識別的地方。

- (2) 公契第 III 節第 3.1(b)(iv) 條訂明：
「第一業主」（於本條，「業主」之釋義不包括其繼承人及受讓人）只要仍實益擁有任何「不分割份數」，便擁有獨有和絕對酌情權隨時及不時按其視為恰當行使以下所有或任何明確例外保留予「第一業主」之權利及特權：
- (b) 有權與「政府」及毗鄰業主等商議
(iv) 有權根據「批地條件」規定向「政府」交還「綠色範圍」及「綠色加黑點範圍」，而「第一業主」可自由透過訂立任何協議（如需要者）或以其他方式將上述範圍交還「政府」，「業主」不得提出索償、索求或要求彌償。
- (3) 公契第 III 節第 4.7(b) 條訂明：
(b) 「管理開支」應涵蓋「管理人」完善管理和維修「發展項目」所招致之所有必要或合理開支，包括但不限於以下項目：
(iii) 管理、清潔、修理及維修「公用地方與設施」的費用和開支，以及管理、清潔、修理及維修「綠色範圍」及「綠色加黑點範圍」猶如此等範圍乃「公用地方與設施」一部分直至此等範圍的估管權根據「批地條件」交還「政府」或被視作已交還「政府」為止的費用和開支；
- (4) 公契第 IX 節第 9.14 至 9.17 條訂明：
- 9.14 在還未遵照「批地條件」特別條件第 (3)(b)(i) 及 (ii) 條完成拓建「綠色範圍」及「綠色加黑點範圍」之前，「第一業主」必須一直自費以地政總署署長全面滿意的方式保養和維修進出「綠色範圍」及「綠色加黑點範圍」的現有行人路及現有車輛通道，並須允許公眾隨時不受限制或阻礙及免費地使用現有行人路及現有車輛通道，以作所有合法用途。
- 9.15 「第一業主」估管「綠色範圍」及「綠色加黑點範圍」期間，應允許「政府」、地政總署署長及其人員、承辦商、代理和地政總署署長授權的任何人等、「政府」授權的相關公用事業公司、水務監督人員及經彼等正式授權的人等於所有合理時間行使權利通行、進出及往返「該土地」和「綠色範圍」及「綠色加黑點範圍」，以便執行「批地條件」特別條件第 (6) 條訂明的工程或事項。
- 9.16 「第一業主」估管「綠色範圍」及「綠色加黑點範圍」期間，應允許路政署署長及其人員、承辦商、代理和路政署署長授權的任何人等於所有合理時間佔用「綠色範圍」或「綠色加黑點範圍」或兩者或其任何部分，以便執行「批地條件」特別條件第 (6) 條訂明的工程或事項。
- 9.17 「本契約」訂立後，只要「第一業主」已依照「批地條件」特別條件第 (3)(b)(i) 及 (ii) 條完成「綠色範圍」及「綠色加黑點範圍」的平整工程，則除非及直至「綠色範圍」及「綠色加黑點範圍」經已遵照「批地條件」交還或被視作已遵照「批地條件」交還「政府」，「管理人」應依照「批地條件」特別條件第 (3)(b)(iii) 條規定，以地政總署署長滿意的方式維修「綠色範圍」及「綠色加黑點範圍」連同「構築物」和在該處建造、安裝及提供之所有構築物、表面、溝渠、污水管、排水渠、消防栓、服務設施、街燈、交通標誌、街道傢俬、道路標記及機器，而各「業主」須負責「綠色範圍」及「綠色加黑點範圍」連同「構築物」和在該處建造、安裝及提供之所有構築物、表面、溝渠、污水管、排水渠、消防栓、服務設施、街燈、交通標誌、街道傢俬、道路標記及機器的維修和修理費用與開支，猶如此等設施乃「公用地方與設施」一部分。

1. Description of any facilities that are required under the land grant to be constructed and provided for the Government, or for public use

- (a) The Green Area and the Green Stippled Black Area as referred to in Special Condition No.(3)(b)(i)(I) of the Land Grant are required to be laid and formed;
- (b) The Structures as referred to in Special Condition No.(3)(b)(i)(II) of the Land Grant are required to be provided and constructed; and
- (c) The Green Area and the Green Stippled Black Area are required to be surfaced, kerbed and channeled and provided with such gullies, sewers, drains, fire hydrants with pipes connected to water mains, street lights, traffic signs, street furniture and road markings as the Director may require.

2. Description of any facilities that are required under the land grant to be managed, operated or maintained for public use at the expense of the owners of the residential properties in the development.

The Green Area and the Green Stippled Black Area (as referred to in Special Condition No. (3)(b)(i)(I)) of the Land Grant Structures (as referred to in Special Condition No. (3)(b)(i)(II) of the Land Grant and all structure, surfaces, gullies, sewers, drains, fire hydrants, services, street lights, traffic signs, street furniture, road markings and plant constructed, installed and provided thereon or therein.

3. Size of any open space that is required under the land grant to be managed, operated or maintained for public use at the expense of the owners of the residential properties in the development

Not applicable

4. Description of any part of the land (on which the development is situated) that is dedicated to the public for the purpose of regulation 22(1) of the Building (Planning) Regulations (Cap 123 sub. Leg. F)

Not applicable

5. A plan showing the location of those facilities mentioned in 1 and 2 above, the open spaces mentioned in 3 above (if any) and those parts of the land mentioned in 4 above (if any)

Please see the plan in this section

6. General public's right to use

The general public has the right to use those facilities mentioned in 1 (b) and (c) above in accordance with the Land Grant

7. Management, operation and maintenance

The facilities mentioned in 1(b) and (c) above are required to be maintained at the expense of the owners of the residential properties in the Development and those owners are required to meet a proportion of the expense of maintaining such facilities through the management expenses apportioned to the residential properties concerned until the possession of the Green Area and the Green Stippled Black Area has been re-delivered to the Government in accordance with Special Condition No.(4) of the Land Grant.

8. Provisions of the Land Grant and the deed of dedication (if applicable) in respect of the Development that concern those facilities mentioned in 1 and 2 above, the open spaces mentioned in 3 above (if any), and those parts of the land mentioned in 4 above (if any)

(1) Special Condition No.(3) of the Land Grant stipulates that:

- (a) The grantee acknowledges that there are existing footpaths and an existing vehicular access over the areas shown coloured green on the plan annexed to the Land Grant (collectively referred to as "the Green Area") and the area within the underpass and its extension beneath Tuen Mun Road shown coloured green stippled black on the plan annexed to the Land Grant ("the Green Stippled Black Area"). Before completion of the formation of the Green Area and the Green Stippled Black Area in accordance with sub-clauses (b)(i) and (b)(ii) of this Special Condition, the grantee shall at all times at his own expense keep and maintain the existing footpaths and the existing vehicular access in all respects to the satisfaction of the Director and permit members of the public at all times the unrestricted use of the existing footpaths and the existing vehicular access for all lawful purposes free of cost and without hindrance.

(b) The grantee shall:

- (i) within 54 calendar months from the date of the Land Grant or such other extended periods as may be approved by the Director, at his own expense, in such manner with such materials and to such standards, levels, alignment and design as the Director shall approve and in all respects to the satisfaction of the Director:

(I) lay and form the Green Area and the Green Stippled Black Area; and

(II) provide and construct such bridges, tunnels, over-passes, underpasses, culverts, viaducts, flyovers, pavements, roads or such other structures as the Director in his sole discretion may require (collectively referred to as "the Structures")

so that building, vehicular and pedestrian traffic may be carried on the Green Area and the Green Stippled Black Area.

- (ii) within 54 calendar months from the date of the Land Grant or such other extended periods as may be approved by the Director, at his own expense and to the satisfaction of the Director, surface, kerb and channel the Green Area and the Green Stippled Black Area and provide the same with such gullies, sewers, drains, fire hydrants with pipes connected to water mains, street lights, traffic signs, street furniture and road markings as the Director may require; and

- (iii) maintain at his own expense the Green Area and the Green Stippled Black Area together with the Structures and all structures, surfaces, gullies, sewers, drains, fire hydrants, services, street lights, traffic signs, street furniture, road markings and plant constructed, installed and provided thereon or therein to the satisfaction of the Director until such time as possession of the Green Area and the Green Stippled Black Area has been re-delivered to the Government in accordance with Special Condition No. (4) of the Land Grant.
- (c) In the event of the non-fulfilment of the grantee's obligations under sub-clauses (a) and (b) of this Special Condition, the Government may carry out the necessary works at the cost of the grantee who shall pay to the Government on demand a sum equal to the cost thereof, such sum to be determined by the Director whose determination shall be final and shall be binding upon the grantee.
- (d) The Government shall have no liability in respect of any loss, damage, nuisance or disturbance whatsoever caused to or suffered by the grantee or any other person whether arising out of or incidental to the fulfilment of the grantee's obligations under sub-clauses (a) and (b) of this Special Condition or the exercise of the rights by the Government under sub-clause (c) of this Special Condition or otherwise, and no claim whatsoever shall be made against the Government by the grantee in respect of any such loss, damage, nuisance or disturbance.
- (2) Special Condition No.(4) of the Land Grant stipulates that:
- For the purpose only of carrying out the necessary works specified in Special Condition No.(3) hereof, the grantee shall on the date of this Land Grant be granted possession of the Green Area and the Green Stippled Black Area. The Green Area and the Green Stippled Black Area shall be re-delivered to the Government on demand and in any event shall be deemed to have been re-delivered to the Government by the grantee on the date of a letter from the Director indicating that these Conditions have been complied with to his satisfaction. Without prejudice to Special Condition No.(3)(a) hereof, the grantee shall at all reasonable times while he is in possession of the Green Area and the Green Stippled Black Area allow free access over and along the Green Area and the Green Stippled Black Area for all Government and public vehicular and pedestrian traffic and shall ensure that such access shall not be interfered with or obstructed by the carrying out of the works whether under the Special Condition No.(3) hereof or otherwise.
- (3) Special Condition No.(5) of the Land Grant stipulates that:
- The grantee shall not without the prior written consent of the Director use the Green Area or the Green Stippled Black Area for the purpose of storage or for the erection of any temporary structure or for any purposes other than the carrying out of the works specified in Special Condition No. (3) hereof.
- (4) Special Condition No.(6) of the Land Grant stipulates that:
- (a) The grantee shall at all reasonable times while he is in the possession of the Green Area and the Green Stippled Black Area:
- (i) permit the Government, the Director and his officers, contractors and agents and any persons authorised by the Director the right of ingress, egress and regress to, from and through the Lot and the Green Area and the Green Stippled Black Area for the purpose of inspecting, checking and supervising any works to be carried out in compliance with Special Conditions Nos.(3)(a) and (3)(b) hereof and the carrying out, inspecting, checking and supervising of the works under Special Condition No.(3)(c) hereof and any other works which the Director may consider necessary in the Green Area and the Green Stippled Black Area;
- (ii) permit the Government and the relevant public utility companies authorised by the Government the right of ingress, egress and regress to, from and through the Lot and the Green Area and the Green Stippled Black Area as the Government or the relevant public utility companies may require for the purpose of any works to be carried out in, upon or under the Green Area or the Green Stippled Black Area or any adjoining land including but not limited to the laying and subsequent maintenance of all pipes, wire, conduits, cableducts and other conducting media and ancillary equipment necessary for the provision of telephone, electricity, gas (if any) and other services intended to serve the Lot or any adjoining or neighbouring land or premises, and the grantee shall co-operate fully with the Government and also with the relevant public utility companies duly authorized by the Government on all matters relating to any of the aforesaid works to be carried out within the Green Area and the Green Stippled Black Area;
- (iii) permit the officers of the Water Authority and such persons as may be authorized by them the right of ingress, egress and regress to, from and through the Lot and the Green Area and the Green Stippled Black Area as the officers of the Water Authority or such authorized persons may require for the purpose of carrying out any works in relation to the operation, maintenance, repairing, replacement and alteration of any other waterworks, installations within the Green Area and the Green Stippled Black Area; and
- (iv) permit the Director of Highways and his officers, contractors and agents, and any persons as may be authorized by him to occupy the Green Area or the Green Stippled Black Area or both the Green Area and the Green Stippled Black Area or any part thereof or to implement any temporary traffic arrangements thereon or at the same time, to occupy the Green Area and the Green Stippled Black Area and to implement any temporary traffic arrangements thereon for the purpose of carrying out any works including but not limited to the extension works of the underpass beneath Tuen Mun Road and the slope works in relation to the said extension works.
- (b) The Government, the Director, the Director of Highways and their officers, contractors and agents and any persons or public utility companies duly authorized under sub-clause (a) of this Special Condition shall have no liability in respect of any loss, damage, nuisance or disturbance whatsoever caused to or suffered by the grantee or any other person arising out of or incidental to the exercise of the rights by the Government, the Director, the Director of Highways, their officers, contractors and agents and any persons or public utility companies duly authorized under sub-clause (a) of this Special Condition.

(5) Special Condition No.(37) of the Land Grant stipulates that:

The grantee shall take or cause to be taken all proper and adequate care, skill and precautions at all times, and particularly when carrying out construction, maintenance, renewal or repair work (“the Works”), to avoid causing any damage, disturbance or obstruction to any Government or other existing drain, waterway or watercourse, water main, road, footpath, street furniture, sewer, nullah, pipe, cable, wire, utility service or any other works or installations being or running upon, over, under or adjacent to the Lot or any part thereof or the Green Area or the Green Stippled Black Area or the Lot or any part thereof and the Green Area and the Green Stippled Black Area (collectively referred to as “the Services”). The grantee shall prior to carrying out any of the Works make or cause to be made such proper search and enquiry as may be necessary to ascertain the present position and levels of the Services, and shall submit his proposals for dealing with any of the Services which may be affected by the Works in writing to the Director for his approval in all respects, and shall not carry out any work whatsoever until the Director shall have given his written approval to the Works and to such aforesaid proposals. The grantee shall comply with and at his own expense meet any requirements which may be imposed by the Director in respect of the Services in granting the aforesaid approval, including the cost of any necessary diversion, relaying or reinstatement. The grantee shall at his own expense in all respects repair, make good and reinstate to the satisfaction of the Director any damage, disturbance or obstruction caused to the Lot or any part thereof or the Green Area or the Green Stippled Black Area or the Lot or any part thereof and the Green Area and the Green Stippled Black Area or any of the Services in any manner arising out of the Works (except for nullah, sewer, storm-water drain or water main, the making good of which shall be carried out by the Director, unless the Director elects otherwise, and the grantee shall pay to the Government on demand the cost of such works). If the grantee fails to carry out any such necessary diversion, relaying, repairing, making good and reinstatement of the Lot or any part thereof or the Green Area or the Green Stippled Black Area or the Lot or any part thereof and the Green Area and the Green Stippled Black Area or of any of the Services to the satisfaction of the Director, the Director may carry out any such diversion, relaying, repairing, making good or reinstatement as he considers necessary and the grantee shall pay to the Government on demand the cost of such works.

(6) Special Condition No.(43) of the Land Grant stipulates that:

- (a) The grantee acknowledges that as at the date of the Land Grant, there are structures, facilities, foundations or installations of Tuen Mun Road upon, over, under, in, within, adjacent to or in the vicinity of the Green Stippled Black Area (which structures, facilities, foundations or installations are collectively referred to as “the Highways Structures”).
- (b) The grantee shall take or cause to be taken all proper and adequate care, skills and precautions at all times and particularly when carrying out any works (whether under Special Condition No. (3) of the Land Grant or otherwise) upon, over, under, in or within the Green Area and the Green Stippled Black Area to avoid causing any damage, disturbance or interference to the Highways Structures. The grantee shall at his own expense and within such time limit as may be stipulated by the Director of Highways make good any damage to the Highway Structures in all respects to the satisfaction of the Director of Highways.

- (c) Prior to the commencement of any work whatsoever upon, over, under, in or within the Green Stippled Black Area, the grantee shall ensure that any such works will not damage, interfere with or endanger any of the Highway Structures and if required by the Director of Highways, the grantee shall at his own expense take such precautions and measures as may be required by the Director of Highways to ensure the safety of the Highway Structures.
- (d) For the purpose of this Special Condition, the decision of the Director of Highways as to what constitutes the Highways Structures shall be final and binding on the Purchaser.

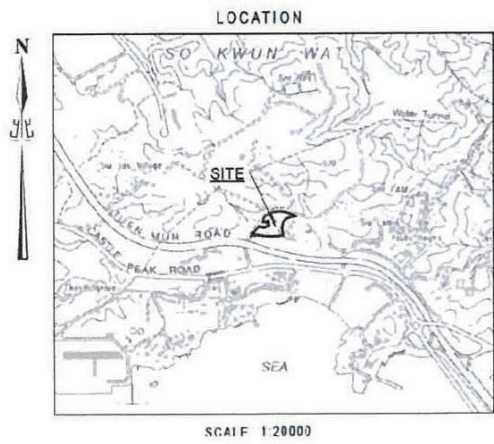
9. Provisions of the Deed of Mutual Covenant (“DMC”) in respect of the Development that concern those facilities mentioned in 1 and 2 above, the open spaces mentioned in 3 above (if any), and those parts of the land mentioned in 4 above (if any)

- (1) Clause 1.1 of Section I of DMC stipulates that:
 “Green Area” means the areas, for identification purposes only, shown coloured green on the plan annexed to the Land Grant.
 “Green Stippled Black Area” means the area, for identification purposes only, shown coloured green stippled black on the plan annexed to the Land Grant.
- (2) Clause 3.1(b)(iv) of Section III of DMC provides that
 The First Owner (which expression shall for the purpose of this Clause exclude its successors and assigns) shall, so long as it remains the beneficial owner of any Undivided Share, may in its sole and absolute discretion at any time and from time to time as it shall deem fit exercise all or any of the following rights and privileges which are hereby expressly excepted and reserved unto the First Owner:-
 - (b) Right to negotiate with Government and adjoining owners etc.
 - (iv) The right to effect redelivery to the Government as required under the Land Grant the Green Area and the Green Stippled Black Area and the First Owner shall be at liberty to redeliver the same to the Government whether by any agreement (if required) or otherwise howsoever free of any claim or demand of the Owners or compensation to the Owners.
- (3) Clause 4.7(b)(iii) of Section IV of DMC provides that:
 - (b) The Management Expenses shall cover all expenditure necessary or reasonably incurred by the Manager for the proper management and maintenance of the Development including but limited to the following items :-
 - (iii) the costs and expenses for the management, cleansing, repair and maintenance of the Common Areas and Facilities and the Green Area and the Green Stippled Black Area as if they were part of the Common Areas and Facilities until such time as possession of the Green Area and the Green Stippled Black Area shall be redelivered or deemed to have been redelivered to the Government in accordance with the Land Grant.

(4) Clauses 9.14 to 9.17 of Section IX of the DMC provide that:

- 9.14 Before completion of the formation of the Green Area and the Green Stippled Black Area in accordance with Special Condition Nos. (3)(b)(i) and (ii) of the Land Grant, the First Owner shall at all times at his own expense keep and maintain the existing footpaths and the existing vehicular access over the Green Area and the Green Stippled Black Area in all respects to the satisfaction of the Director of Lands and permit members of the public at all times the unrestricted use of the existing footpaths and the existing vehicular access for all lawful purposes free of cost and without hindrance.
- 9.15 The First Owner shall at all reasonable times while the First Owner is in the possession of the Green Area and the Green Stippled Black Area permit the Government, the Director of Lands and his officers, contractors and agents and any persons authorized by the Director of Lands, the relevant public utility companies authorized by the Government, the officers of the Water Authority and such persons as may be authorized by them the right of ingress, egress and regress to, from and through the Land and the Green Area and the Green Stippled Black Area for the carrying out of such work(s) or for such purpose(s) as stated under Special Condition No.(6) of the Land Grant.
- 9.16 The First Owner shall at all reasonable times while the First Owner is in the possession of the Green Area and the Green Stippled Black Area permit the Director of Highways and his officers, contractors and agents, and any persons as may be authorized by the Director of Highways to occupy the Green Area or the Green Stippled Black Area or both the Green Area and the Green Stippled Black Area or any part thereof for the carrying out of such work(s) or for such purpose(s) as stated under Special Condition No. (6) of the Land Grant.
- 9.17 Upon execution of this Deed and provided that the formation of the Green Area and the Green Stippled Black Area in accordance with Special Condition Nos. (3)(b)(i) and (ii) of the Land Grant has been completed by the First Owner, until such time as possession of the Green Area and the Green Stippled Black Area shall be redelivered or deemed to have been redelivered to the Government in accordance with the Land Grant, the Manager shall be responsible for the maintenance of the Green Area and the Green Stippled Black Area together with the Structures and all structures, surfaces, gullies, sewers, drains, fire hydrants, services, street lights, traffic signs, street furniture, road markings and plant constructed, installed and provided thereon or therein to the satisfaction of the Director of Lands in accordance with Special Condition No.(3) (b)(iii) of the Land Grant and the Owners shall be responsible for the costs and expenses for the maintenance and repair of the Green Area and the Green Stippled Black Area together with the Structures and all structures, surfaces, gullies, sewers, drains, fire hydrants, services, street lights, traffic signs, street furniture, road markings and plant constructed, installed and provided thereon or therein as if they were part of the Common Areas and Facilities.

17 公共設施及公眾休憩用地的資料 INFORMATION ON PUBLIC FACILITIES AND PUBLIC OPEN SPACES



SIDE	DISTANCE IN METRES	BEARING	PI.	CORNER MARKED BY
A B	14.832	76 02 25		
Chord B C	70.562	94 39 47		
C D	27.868	111 17 11		
D E	19.519	260 16 15		
Chord E F	30.779	244 01 20		
Chord F G	20.920	211 28 42		
Chord G H	43.333	175 39 33		
Chord H I	27.454	284 11 50		
J K	18.205	285 18 08		
K L	18.205	270 40 25		
I M	18.205	276 02 51		
M N	18.205	281 25 18		
Chord N P	33.554	259 31 50		
Chord P Q	35.738	36 38 01		
Chord Q R	16.988	42 51 33		
R S	6.712	124 00 50		
S T	11.420	77 44 07		
T U	5.336	168 32 50		
U V	7.998	71 12 00		
V W	1.243	172 17 11		
W AA	6.240	52 25 43		
AA AB	9.217	71 39 20		
AB AC	20.481	353 05 27		
AC AD	5.910	235 57 37		
AD AE	18.848	265 09 45		
Chord AE AF	24.727	26 16 40		
Chord AF AG	5.271	53 20 21		
Chord AG A	18.409	52 21 55		

CURVE DATA

Arc BC = 71.532m	Radius = 120.500m	Δ = 33°14'45"
Arc EF = 31.135m	Radius = 50.000m	Δ = 32°29'50"
Arc FG = 21.235m	Radius = 37.280m	Δ = 32°35'25"
Arc GH = 44.183m	Radius = 64.830m	Δ = 39°02'53"
Arc HI = 27.535m	Radius = 104.095m	Δ = 15°08'19"
Arc N ^o = 34.334m	Radius = 45.000m	Δ = 43°46'45"
Arc PQ = 35.839m	Radius = 137.180m	Δ = 14°58'09"
Arc QR = 16.937m	Radius = 145.420m	Δ = 6°31'04"
Arc AFAC = 24.755m	Radius = 145.420m	Δ = 8°29'33"
Arc AFAC = 5.552m	Radius = 5.000m	Δ = 63°36'56"
Arc AGA = 19.453m	Radius = 17.000m	Δ = 65°33'47"

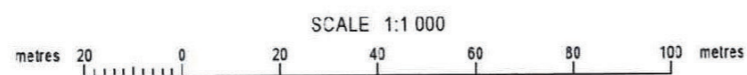
x 48.6 SPOT LEVEL IN METRES AS AT 21/07/2011

SPECIAL CONDITIONS REFER

POINTS	X, Y, Z
	Pink Hatched Black
	Green
	Green Stippled Black



COLOURED PINK AND PINK HATCHED BLACK AREA 9 020 SQUARE METRES (ABOUT)



圖例 Legend

- 綠色範圍 Green Area
- 綠色加黑點範圍 Green Stippled Black Area

備註:

1. 此圖乃複製自附於批地文件的圖則。
2. 本圖僅作顯示 (於批地文件所示的日期) 「綠色範圍」及「綠色黑點範圍」之位置。圖中所示之其他事項未必能反映其最新狀況。

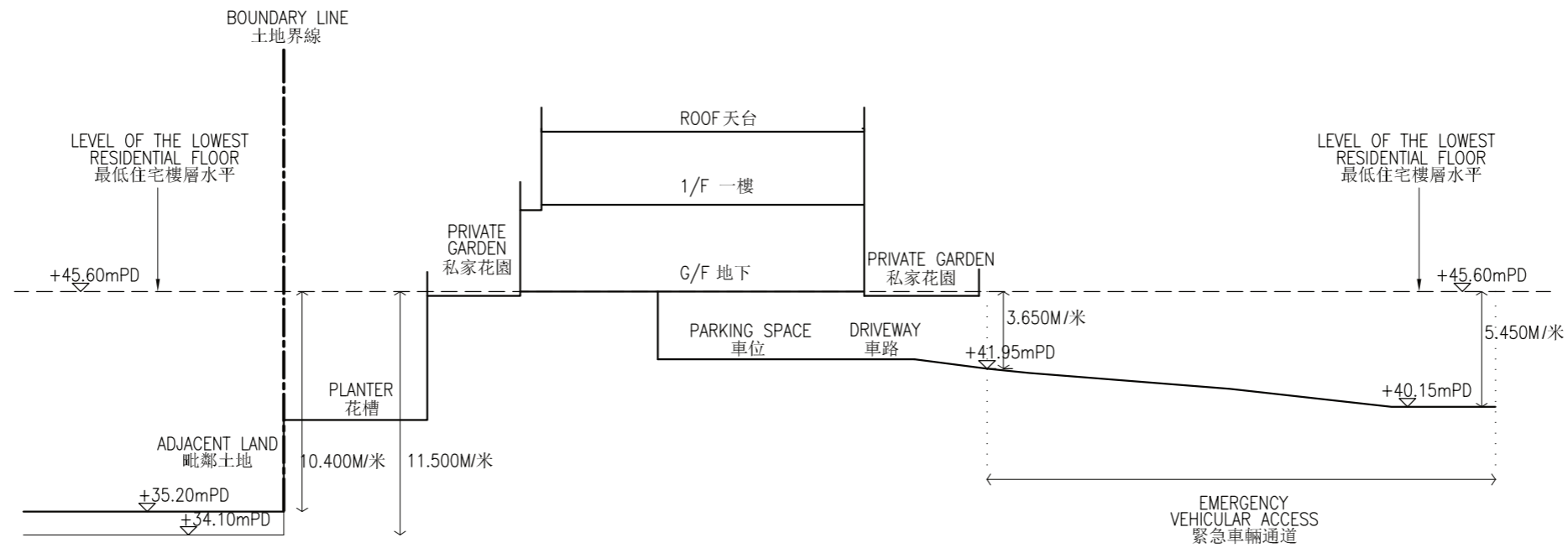
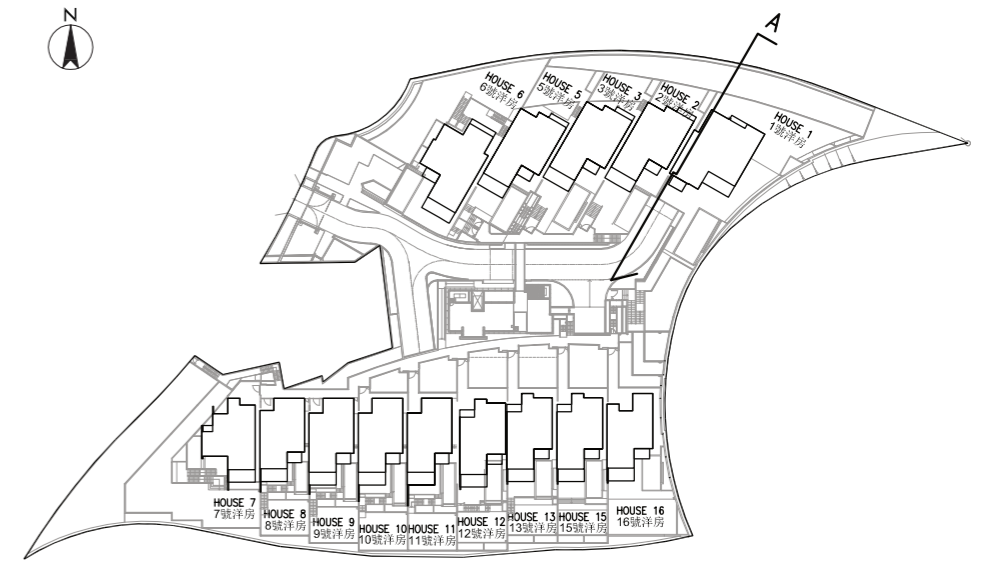
Notes:

1. The plan is a reproduction of the plan annexed to the Land Grant.
2. The plan is for showing the location of Green Area and Green Stippled Black Area (as at the date of the Land Grant) only. Other matters shown on the plan may not affect their latest conditions.

1. 現特此建議買方聘用一間獨立的律師事務所（代表擁有人行事者除外），以在交易中代表買方行事。
2. 如買方聘用上述的獨立的律師事務所，以在交易中代表買方行事，該律師事務所將會能夠向買方提供獨立意見。
3. 如買方聘用代表擁有人行事的律師事務所同時代表買方行事，而擁有人與買方之間出現利益衝突：-
 - (i) 該律師事務所可能不能夠保障買方的利益；及
 - (ii) 買方可能要聘用一間獨立的律師事務所；及
 - (iii) 如屬 3(ii) 段的情況，買方須支付的律師費用總數，可能高於如買方自一開始即聘用一間獨立的律師事務所便須支付的費用。

1. The purchaser is hereby recommended to instruct a separate firm of solicitors (other than that acting for the owner) to act for the purchaser in relation to the transaction.
2. If the purchaser instructs such separate firm of solicitors to act for the purchaser in relation to the transaction, that firm will be able to give independent advice to the purchaser.
3. If the purchaser instructs the firm of solicitors acting for the owner to act for the purchaser as well, and a conflict of interest arises between the owner and the purchaser:-
 - (i) that firm may not be able to protect the purchaser's interests; and
 - (ii) the purchaser may have to instruct a separate firm of solicitors; and
 - (iii) that in the case of paragraph 3(ii), the total solicitors' fees payable by the purchaser may be higher than the fees that would have been payable if the purchaser had instructed a separate firm of solicitors in the first place.

1 號洋房截面圖 A HOUSE 1 SECTION A



- 虛線為最低住宅樓層水平
Dotted line denotes the level of the lowest residential floor
- 土地界線
Boundary Line
- ▽ 香港主水平基準以上高度 (米)
Height in metres above Hong Kong Principal Datum (HKPD)

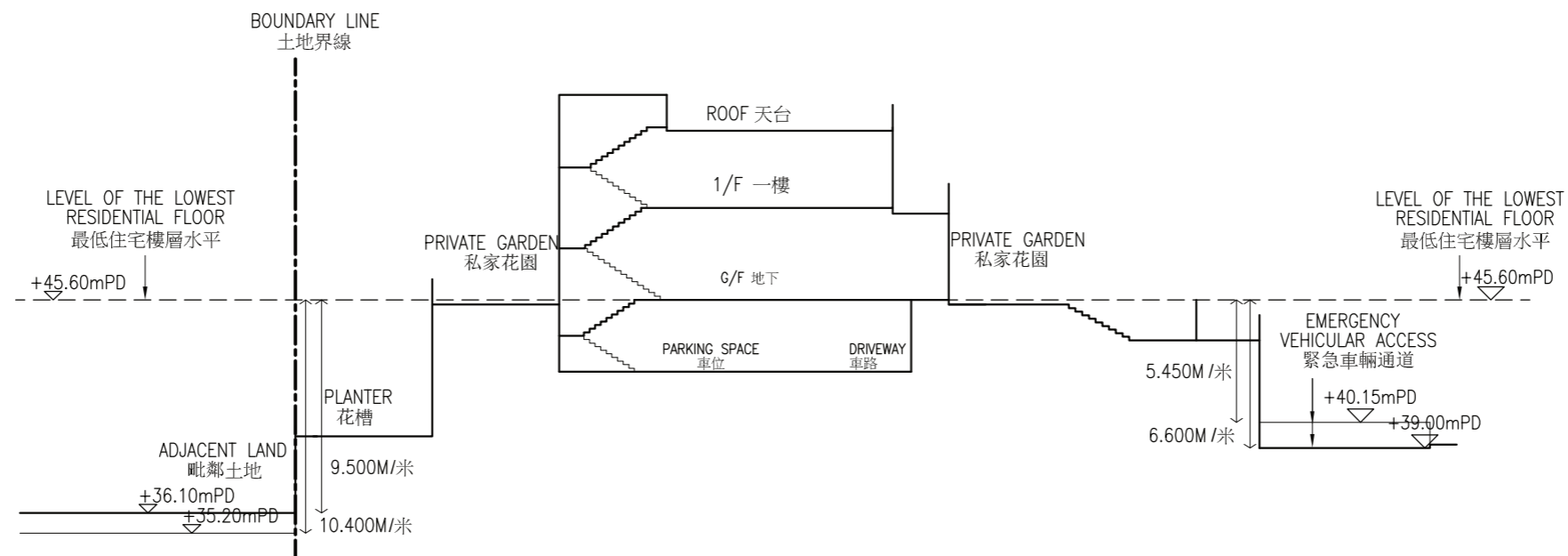
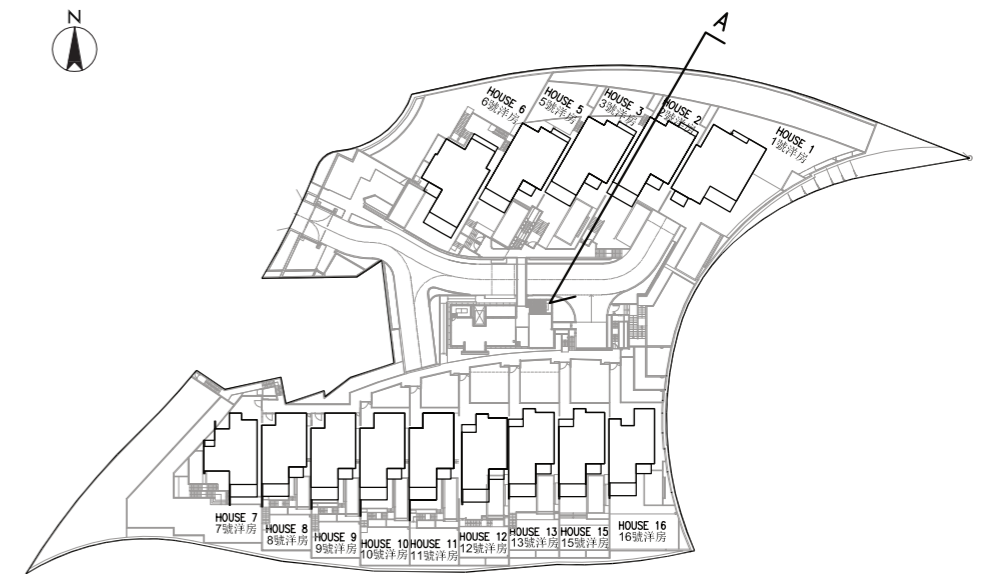
備註：

1. 毗連建築物的一段緊急車輛通道為香港主水平線基準以上 40.15 至 41.95 米。
2. 毗連建築物的一段土地為香港主水平線基準以上 34.10 至 35.20 米。

Notes:

1. The part of Emergency Vehicular Access adjacent to the building is 40.15 to 41.95 metres above the Hong Kong Principal Datum.
2. The part of adjacent land to the building is 34.10 to 35.20 metres above the Hong Kong Principal Datum.

2 號洋房截面圖 A
HOUSE 2 SECTION A



- 虛線為最低住宅樓層水平
Dotted line denotes the level of the lowest residential floor
- 土地界線
Boundary Line
- ▽ 香港主水平基準以上高度 (米)
Height in metres above Hong Kong Principal Datum (HKPD)

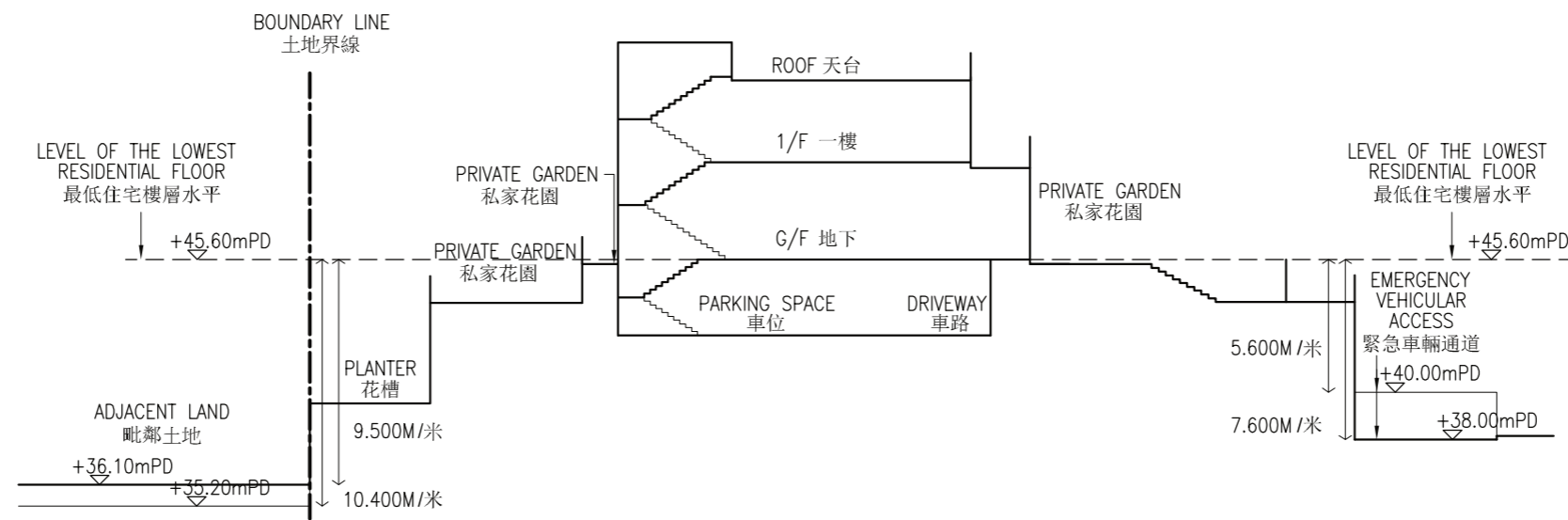
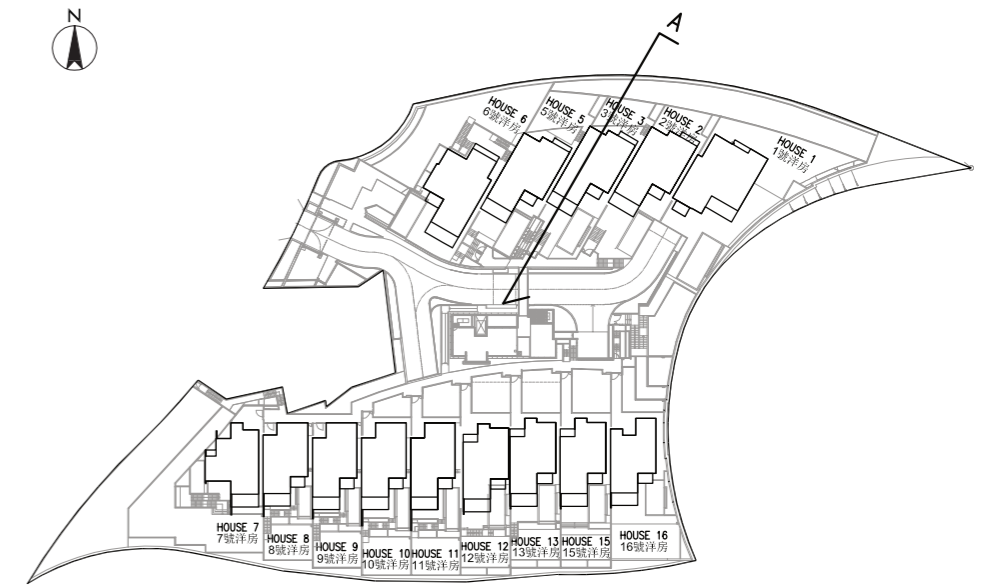
備註：

1. 毗連建築物的一段緊急車輛通道為香港主水平線基準以上 39.00 至 40.15 米。
2. 毗連建築物的一段土地為香港主水平線基準以上 35.20 至 36.10 米。

Notes:

1. The part of Emergency Vehicular Access adjacent to the building is 39.00 to 40.15 metres above the Hong Kong Principal Datum.
2. The part of adjacent land to the building is 35.20 to 36.10 metres above the Hong Kong Principal Datum.

3 號洋房截面圖 A HOUSE 3 SECTION A



- 虛線為最低住宅樓層水平
Dotted line denotes the level of the lowest residential floor
- 土地界線
Boundary Line
- ▽ 香港主水平基準以上高度 (米)
Height in metres above Hong Kong Principal Datum (HKPD)

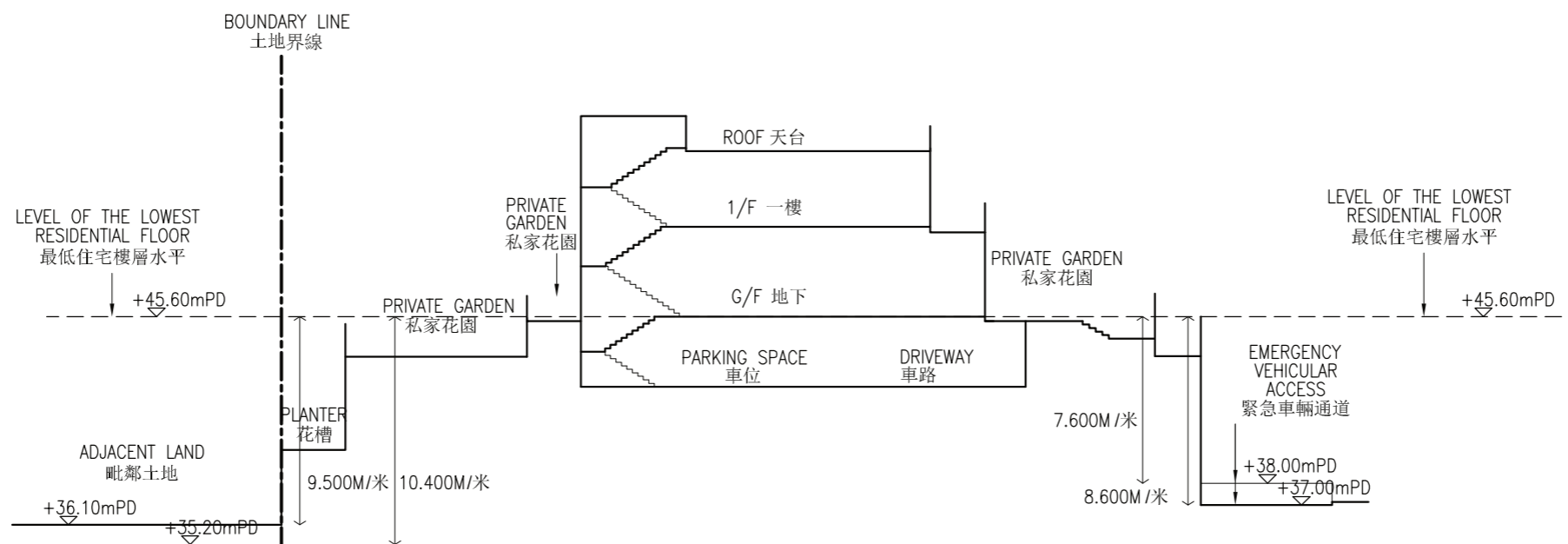
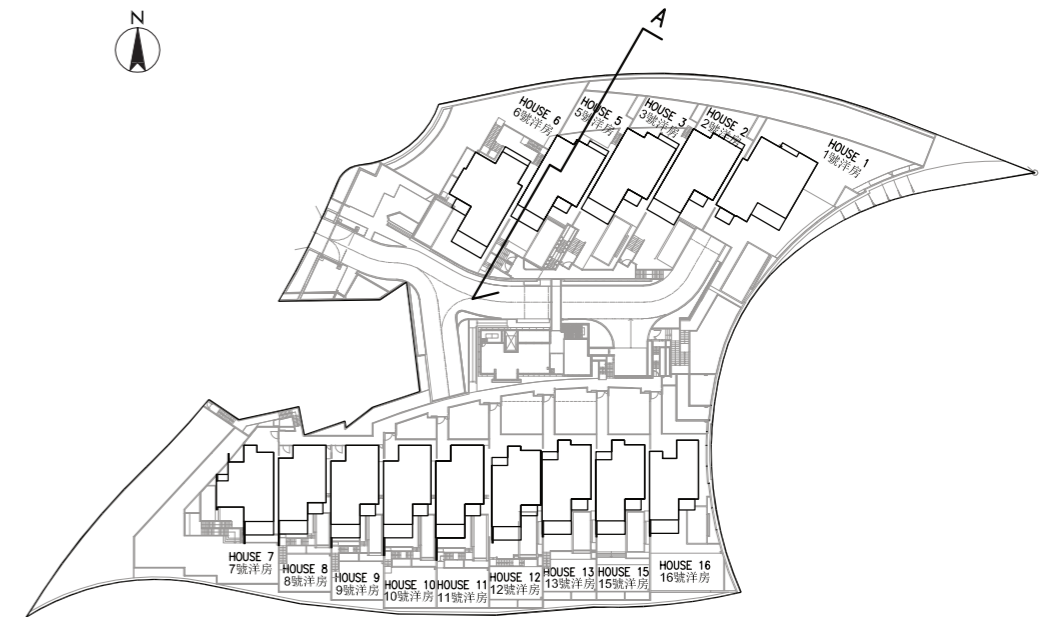
備註：

1. 毗連建築物的一段緊急車輛通道為香港主水平線基準以上 38.00 至 40.00 米。
2. 毗連建築物的一段土地為香港主水平線基準以上 35.20 至 36.10 米。

Notes:

1. The part of Emergency Vehicular Access adjacent to the building is 38.00 to 40.00 metres above the Hong Kong Principal Datum.
2. The part of adjacent land to the building is 35.20 to 36.10 metres above the Hong Kong Principal Datum.

5 號洋房截面圖 A
HOUSE 5 SECTION A



- 虛線為最低住宅樓層水平
Dotted line denotes the level of the lowest residential floor
- 土地界線
Boundary Line
- ▽ 香港主水平基準以上高度 (米)
Height in metres above Hong Kong Principal Datum (HKPD)

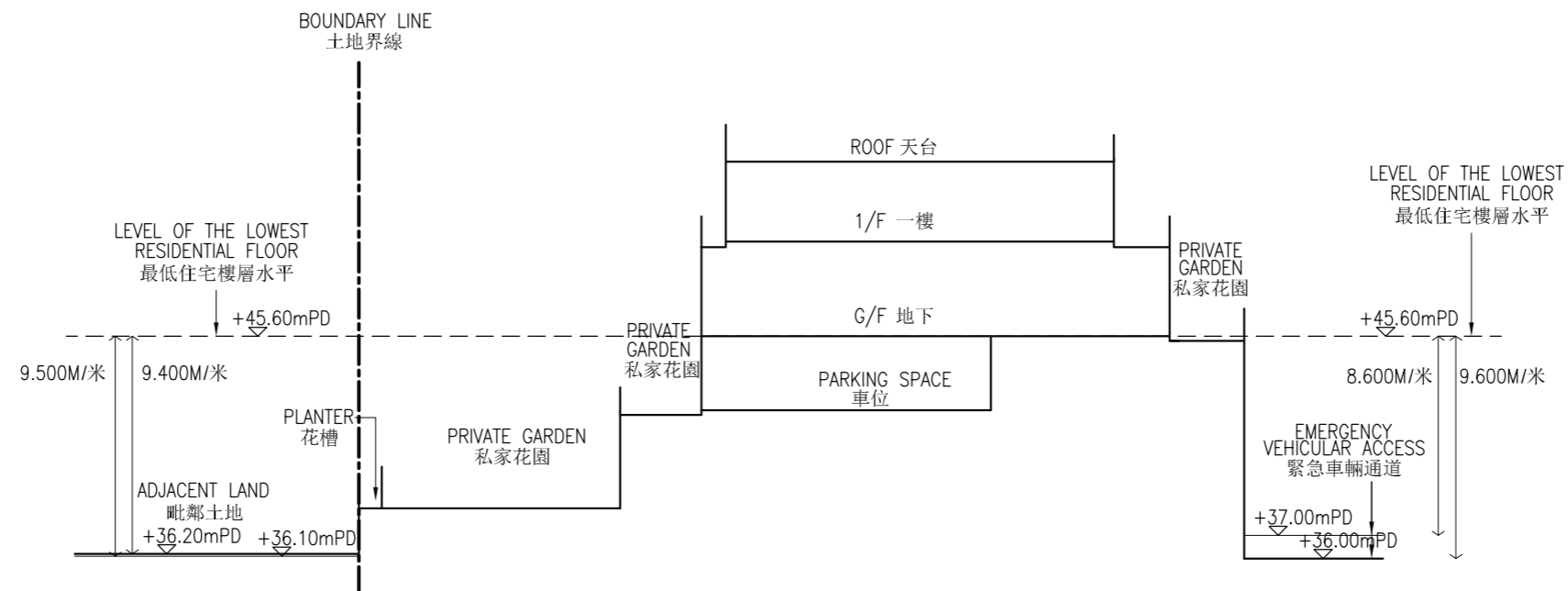
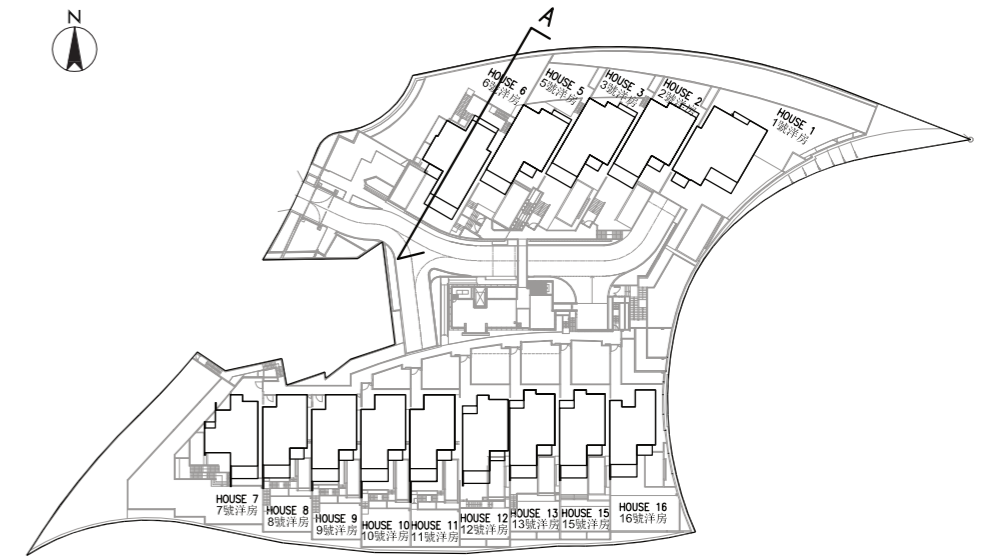
備註:

1. 毗連建築物的一段緊急車輛通道為香港主水平線基準以上 37.00 至 38.00 米。
2. 毗連建築物的一段土地為香港主水平線基準以上 35.20 至 36.10 米。

Notes:

1. The part of Emergency Vehicular Access adjacent to the building is 37.00 to 38.00 metres above the Hong Kong Principal Datum.
2. The part of adjacent land to the building is 35.20 to 36.10 metres above the Hong Kong Principal Datum.

6 號洋房截面圖 A
HOUSE 6 SECTION A



- 虛線為最低住宅樓層水平
Dotted line denotes the level of the lowest residential floor
- - - - - 土地界線
Boundary Line
- ▽ 香港主水平基準以上高度 (米)
Height in metres above Hong Kong Principal Datum (HKPD)

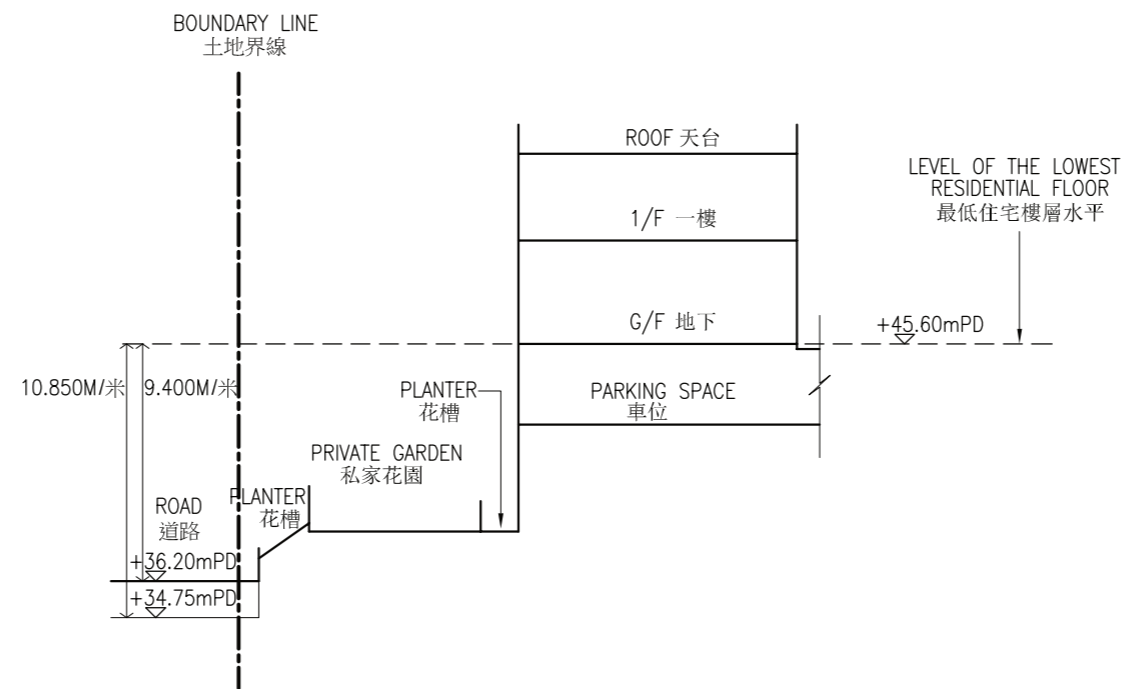
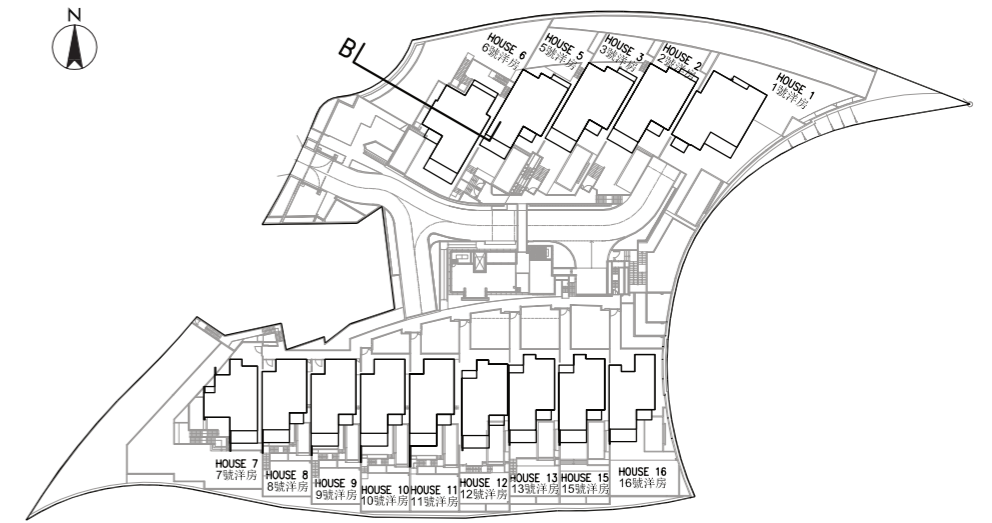
備註：

1. 毗連建築物的一段緊急車輛通道為香港主水平線基準以上 36.00 至 37.00 米。
2. 毗連建築物的一段土地為香港主水平線基準以上 36.10 至 36.20 米。

Notes:

1. The part of Emergency Vehicular Access adjacent to the building is 36.00 to 37.00 metres above the Hong Kong Principal Datum.
2. The part of adjacent land to the building is 36.10 to 36.20 metres above the Hong Kong Principal Datum.

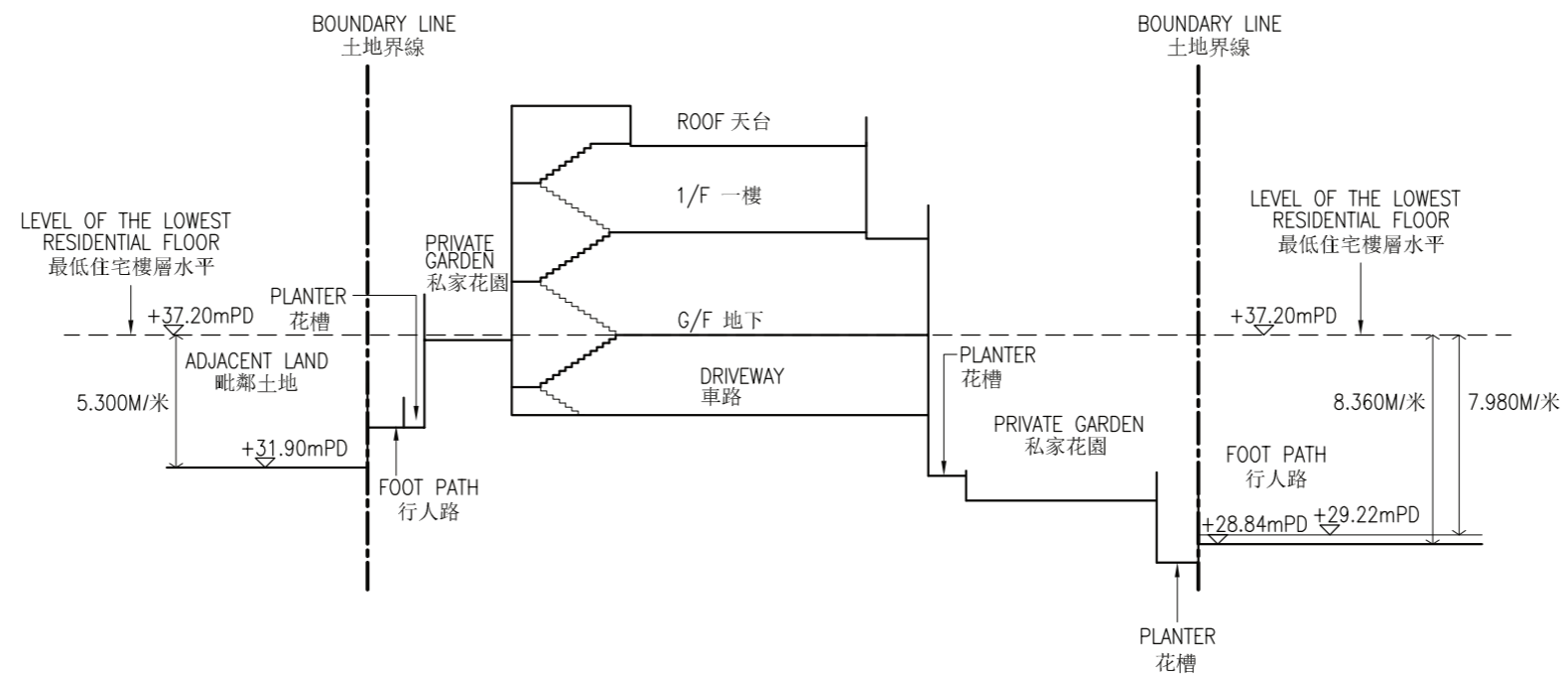
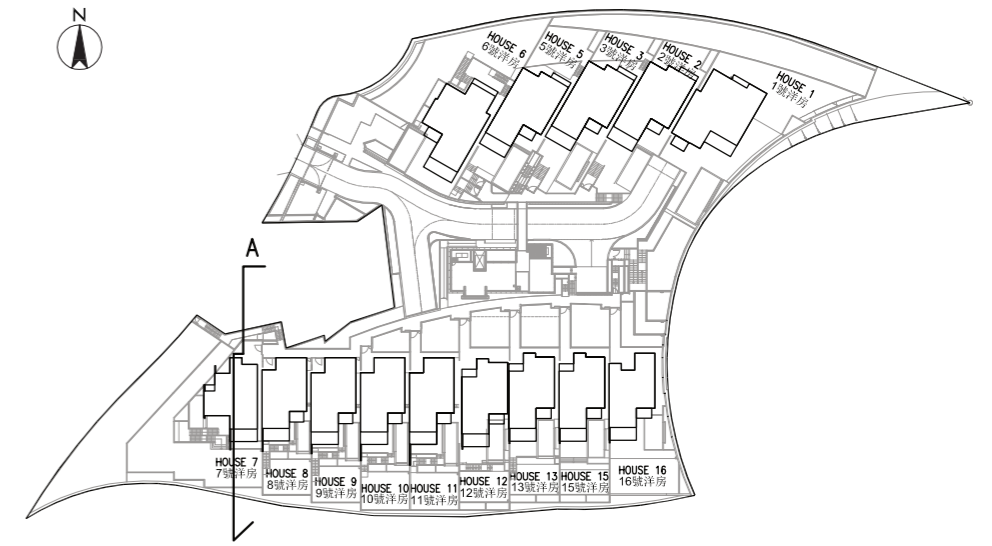
6 號洋房截面圖 B
HOUSE 6 SECTION B



- 虛線為最低住宅樓層水平
Dotted line denotes the level of the lowest residential floor
- 土地界線
Boundary Line
- ▽ 香港主水平基準以上高度 (米)
Height in metres above Hong Kong Principal Datum (HKPD)

- 備註：
1. 毗連建築物的一段路為香港主水平線基準以上 34.75 至 36.20 米。
- Notes:
1. The part of road adjacent to the building is 34.75 to 36.20 metres above the Hong Kong Principal Datum.

7 號洋房截面圖 A HOUSE 7 SECTION A



- 虛線為最低住宅樓層水平
Dotted line denotes the level of the lowest residential floor
- 土地界線
Boundary Line
- ▽ 香港主水平基準以上高度 (米)
Height in metres above Hong Kong Principal Datum (HKPD)

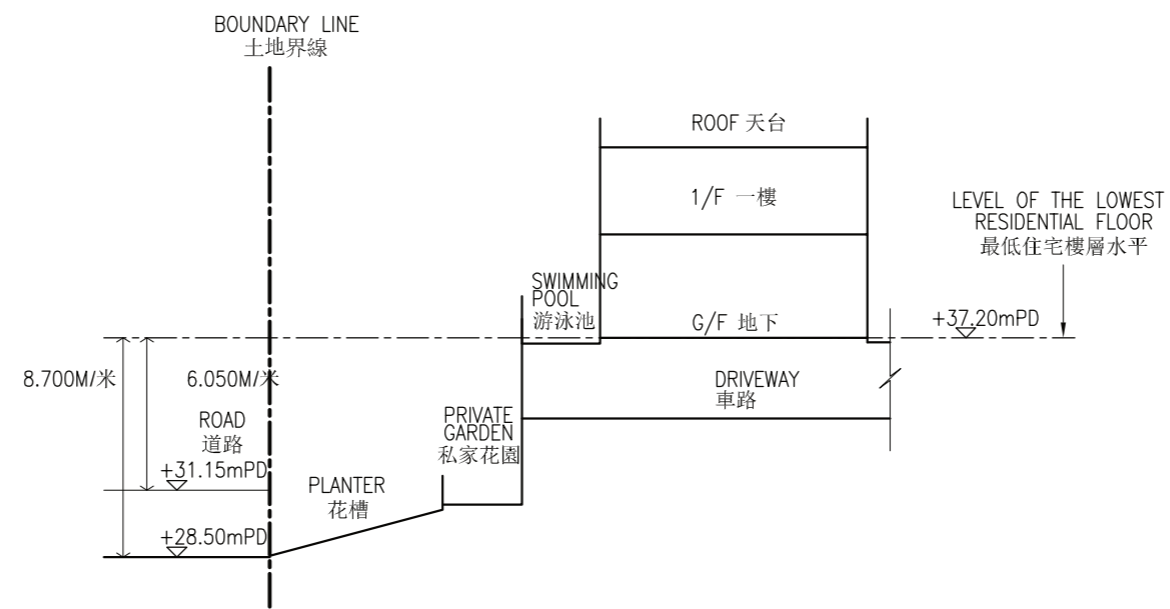
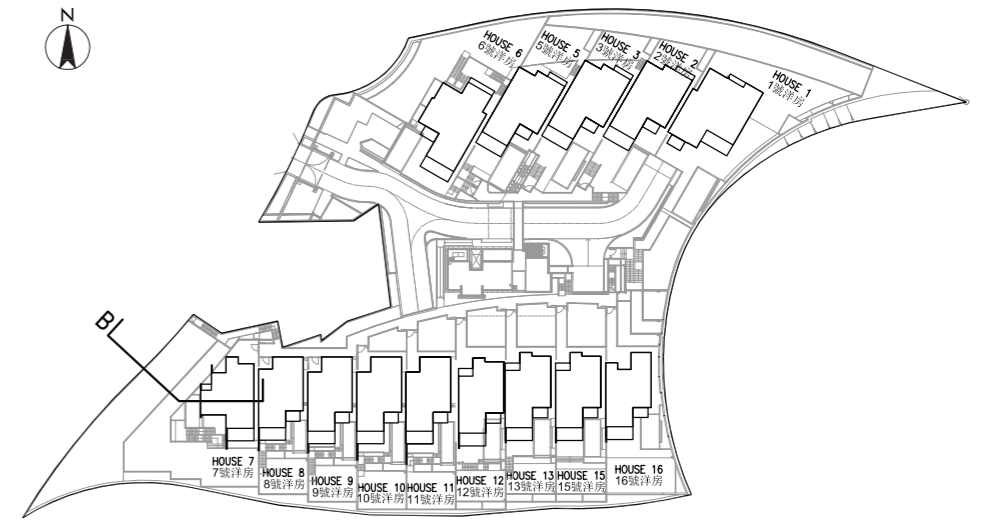
備註：

1. 毗連建築物的一段行人路為香港主水平線基準以上 28.84 至 29.22 米。
2. 毗連建築物的一段土地為香港主水平線基準以上 31.90 米。

Notes:

1. The part of foot path adjacent to the building is 28.84 to 29.22 metres above the Hong Kong Principal Datum.
2. The part of adjacent land to the building is 31.90 metres above the Hong Kong Principal Datum.

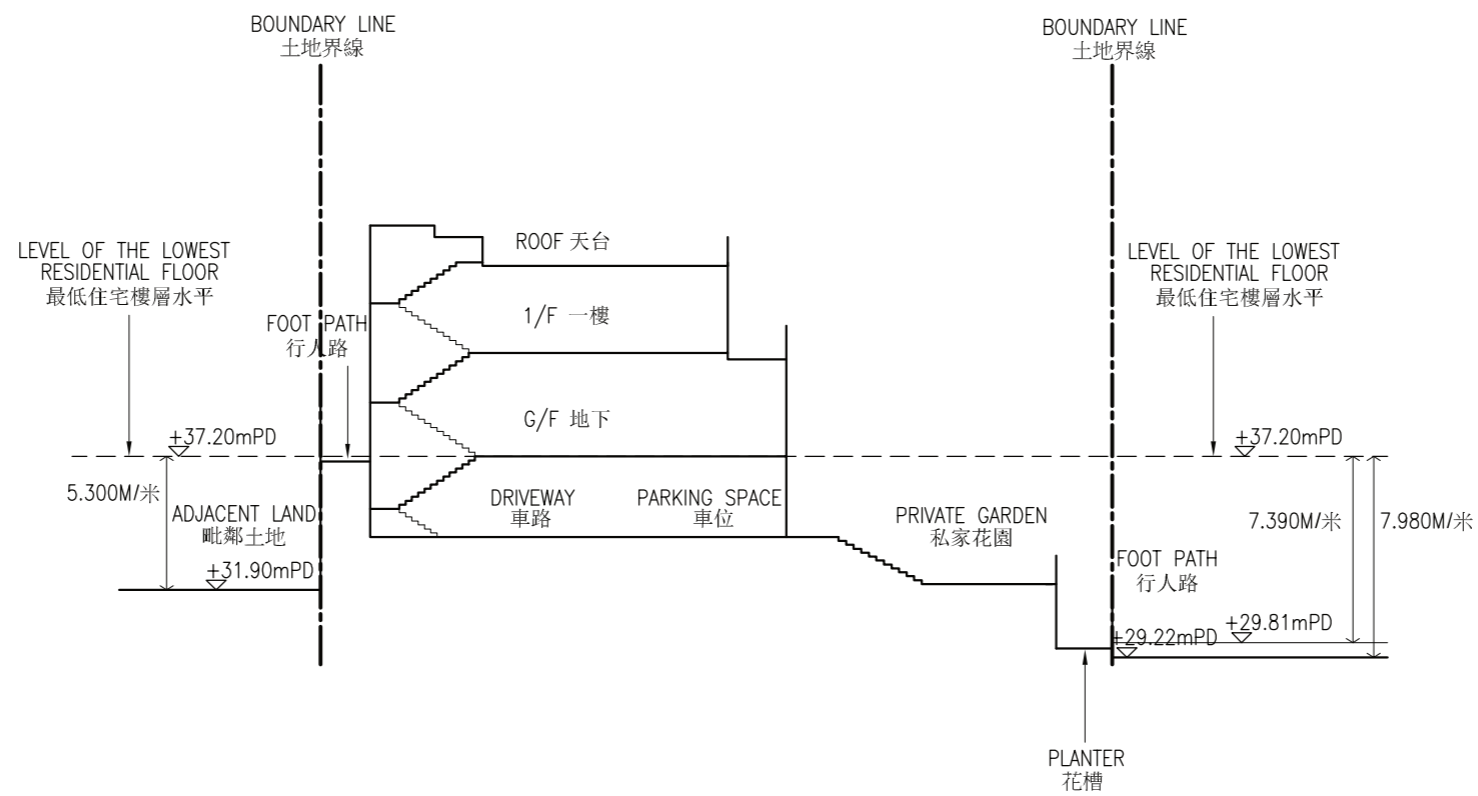
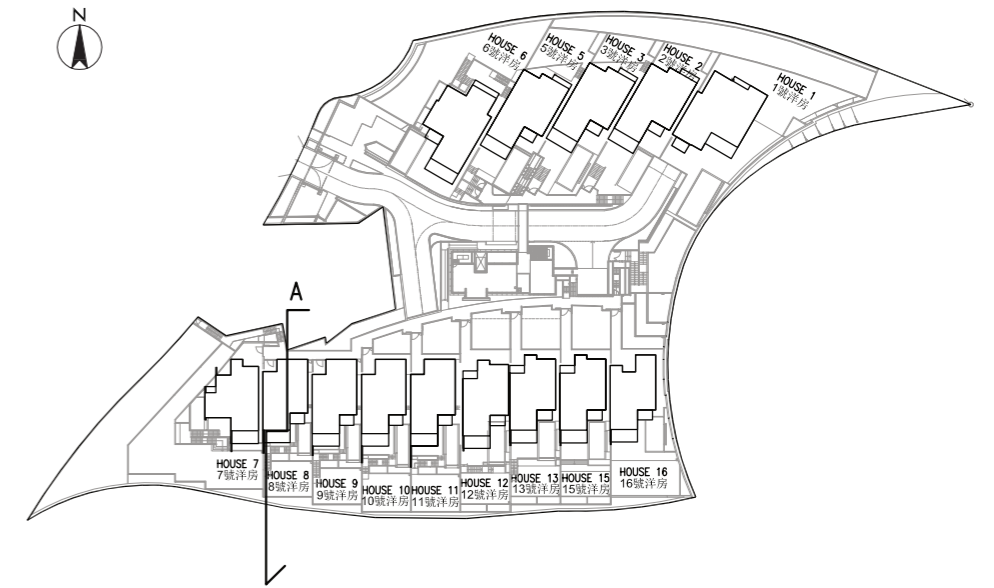
7 號洋房截面圖 B
HOUSE 7 SECTION B



- 虛線為最低住宅樓層水平
Dotted line denotes the level of the lowest residential floor
- 土地界線
Boundary Line
- ▽ 香港主水平基準以上高度 (米)
Height in metres above Hong Kong Principal Datum (HKPD)

- 備註：
1. 毗連建築物的一段路為香港主水平線基準以上 28.50 至 31.15 米。
- Notes:
1. The part of road adjacent to the building is 28.50 to 31.15 metres above the Hong Kong Principal Datum.

8 號洋房截面圖 A
HOUSE 8 SECTION A



- 虛線為最低住宅樓層水平
Dotted line denotes the level of the lowest residential floor
- 土地界線
Boundary Line
- ▽ 香港主水平基準以上高度 (米)
Height in metres above Hong Kong Principal Datum (HKPD)

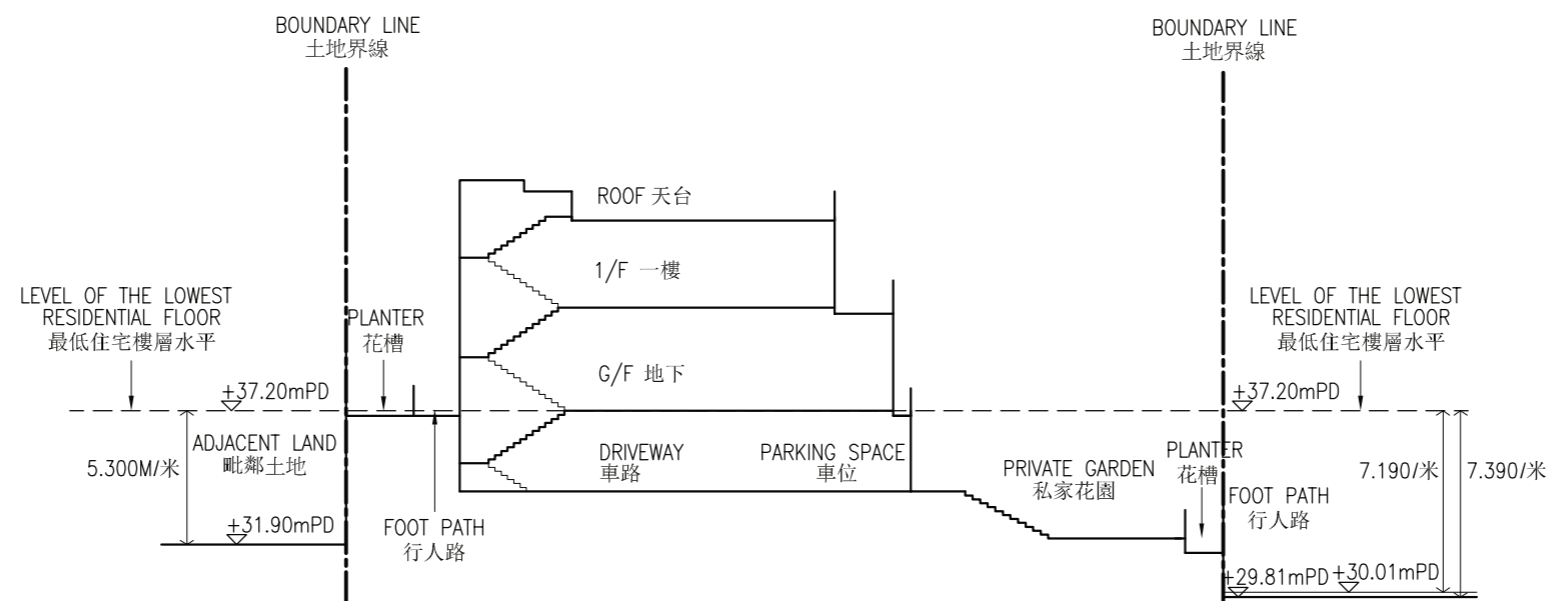
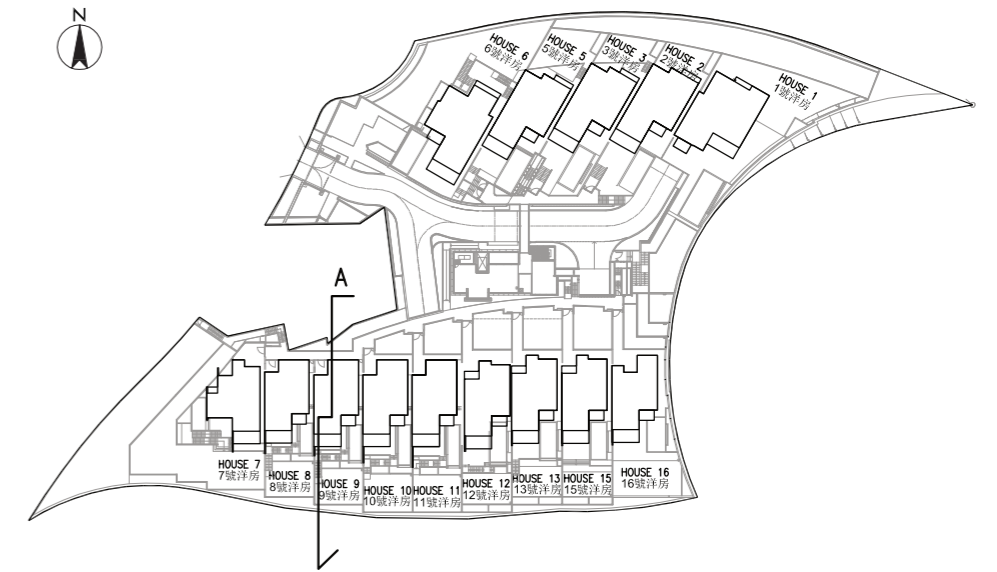
備註：

1. 毗連建築物的一段行人路為香港主水平線基準以上 29.22 至 29.81 米。
2. 毗連建築物的一段土地為香港主水平線基準以上 31.90 米。

Notes:

1. The part of foot path adjacent to the building is 29.22 to 29.81 metres above the Hong Kong Principal Datum.
2. The part of adjacent land to the building is 31.90 metres above the Hong Kong Principal Datum.

9 號洋房截面圖 A HOUSE 9 SECTION A



- 虛線為最低住宅樓層水平
Dotted line denotes the level of the lowest residential floor
- 土地界線
Boundary Line
- ▽ 香港主水平基準以上高度 (米)
Height in metres above Hong Kong Principal Datum (HKPD)

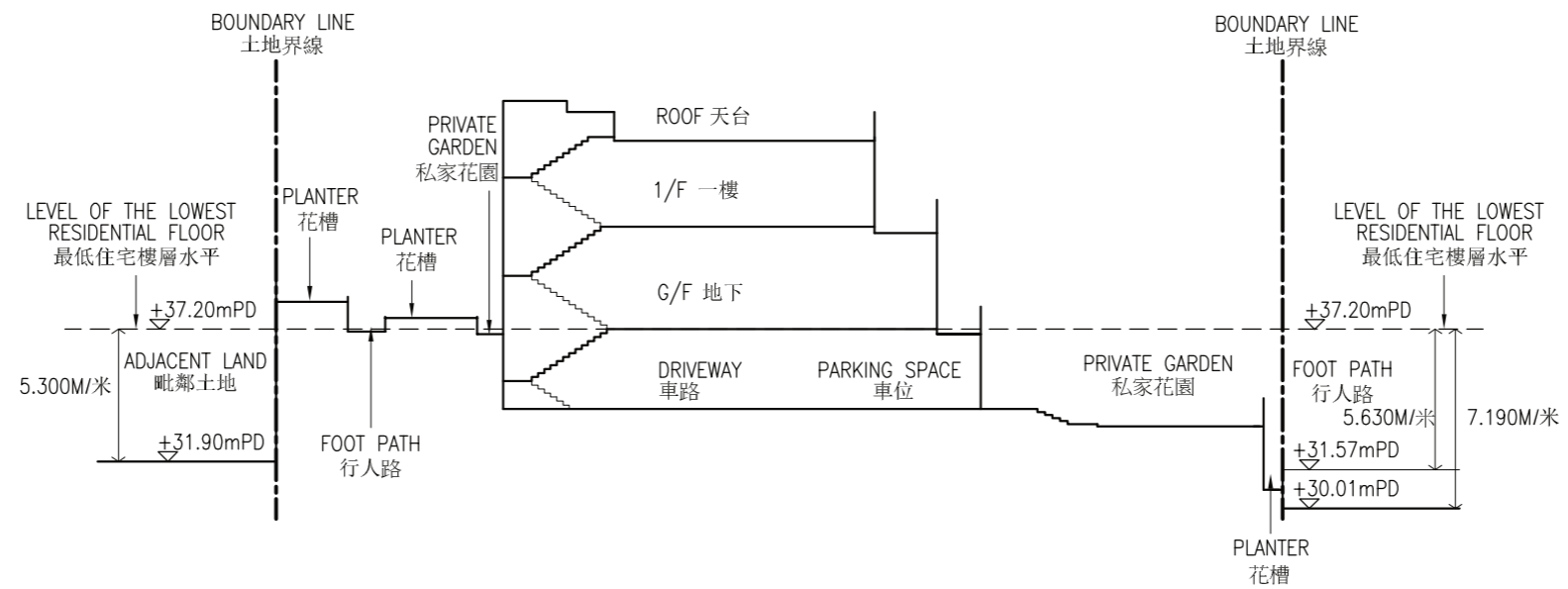
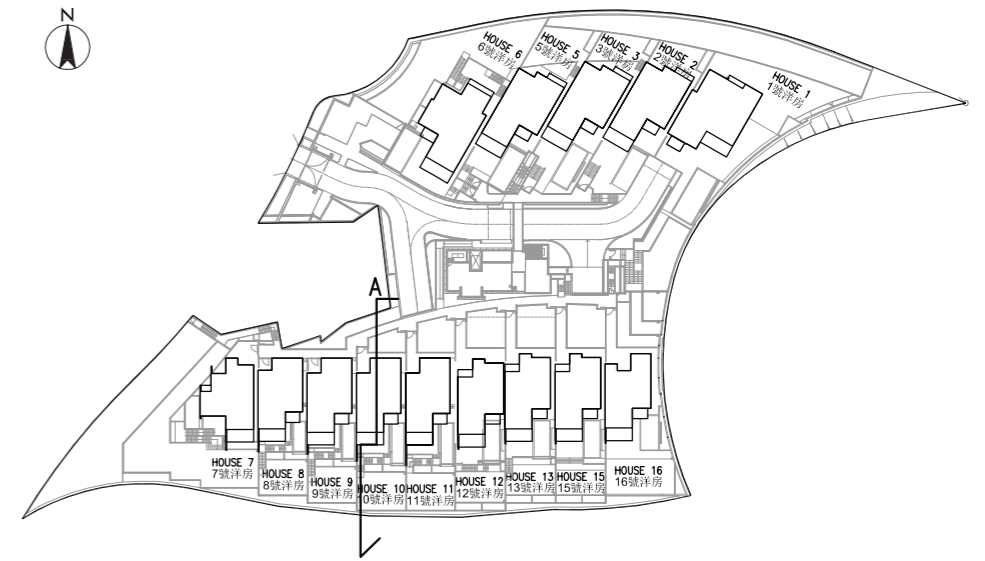
備註：

1. 毗連建築物的一段行人路為香港主水平線基準以上 29.81 至 30.01 米。
2. 毗連建築物的一段土地為香港主水平線基準以上 31.90 米。

Notes:

1. The part of foot path adjacent to the building is 29.81 to 30.01 metres above the Hong Kong Principal Datum.
2. The part of adjacent land to the building is 31.90 metres above the Hong Kong Principal Datum.

10 號洋房截面圖 A HOUSE 10 SECTION A



- 虛線為最低住宅樓層水平
Dotted line denotes the level of the lowest residential floor
- 土地界線
Boundary Line
- ▽ 香港主水平基準以上高度 (米)
Height in metres above Hong Kong Principal Datum (HKPD)

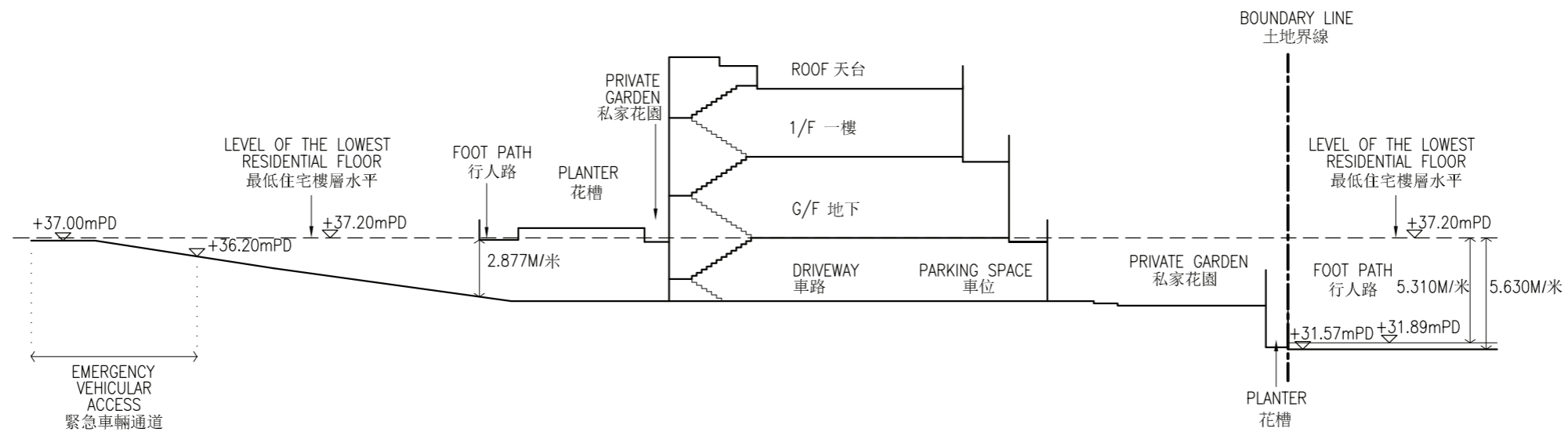
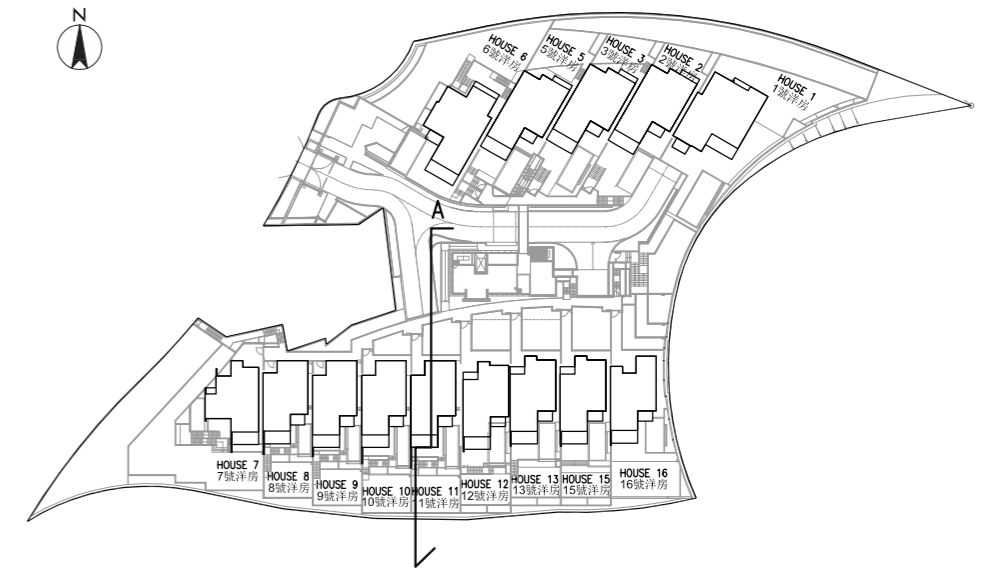
備註：

1. 毗連建築物的一段行人路為香港主水平線基準以上 30.01 至 31.57 米。
2. 毗連建築物的一段土地為香港主水平線基準以上 31.90 米。

Notes:

1. The part of foot path adjacent to the building is 30.01 to 31.57 metres above the Hong Kong Principal Datum.
2. The part of adjacent land to the building is 31.90 metres above the Hong Kong Principal Datum.

11 號洋房截面圖 A
HOUSE 11 SECTION A



- 虛線為最低住宅樓層水平
Dotted line denotes the level of the lowest residential floor
- 土地界線
Boundary Line
- ▽ 香港主水平基準以上高度 (米)
Height in metres above Hong Kong Principal Datum (HKPD)

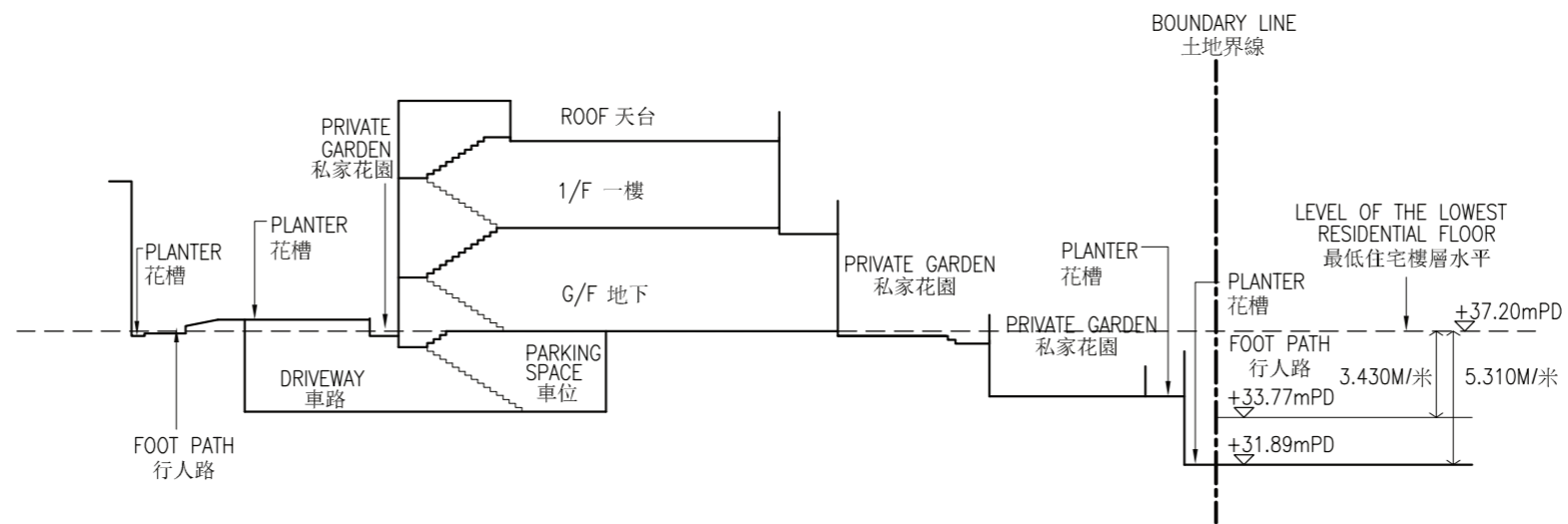
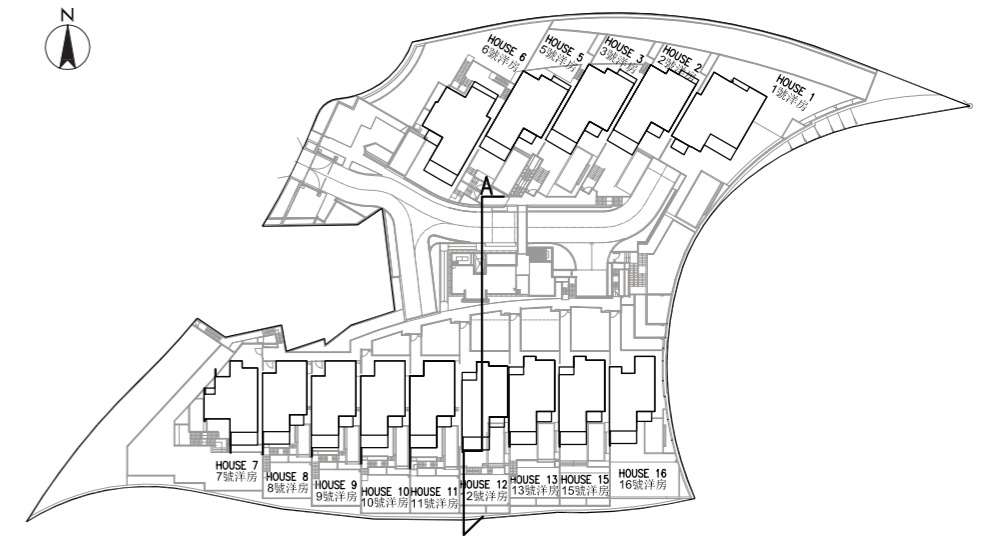
備註：

1. 毗連建築物的一段行人路為香港主水平線基準以上 31.57 至 31.89 米。
2. 毗連建築物的一段緊急車輛通道為香港主水平線基準以上 36.20 至 37.00 米。

Notes:

1. The part of foot path adjacent to the building is 31.57 to 31.89 metres above the Hong Kong Principal Datum.
2. The part of Emergency Vehicular Access adjacent to the building is 36.20 to 37.00 metres above the Hong Kong Principal Datum.

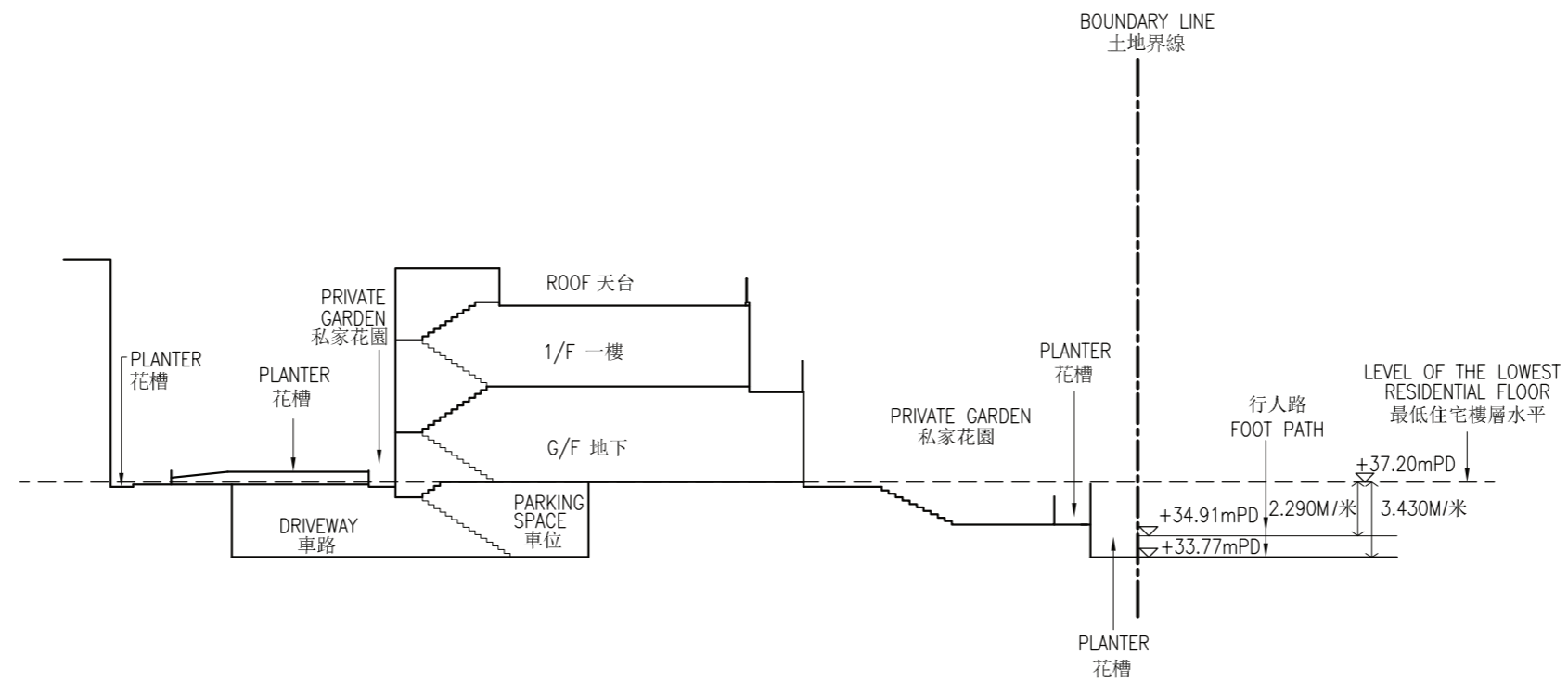
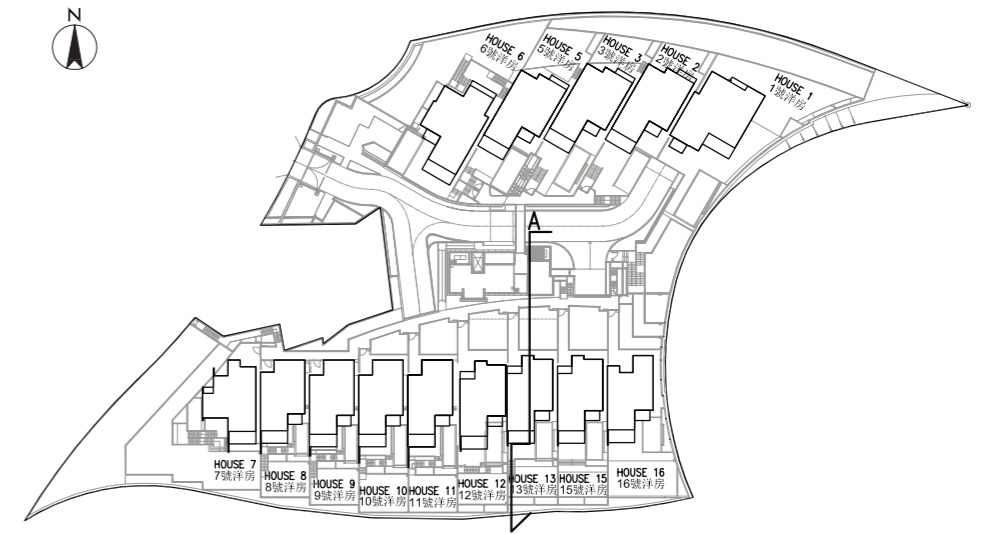
12 號洋房截面圖 A
HOUSE 12 SECTION A



- 虛線為最低住宅樓層水平
Dotted line denotes the level of the lowest residential floor
- 土地界線
Boundary Line
- ▽ 香港主水平基準以上高度 (米)
Height in metres above Hong Kong Principal Datum (HKPD)

- 備註：
1. 毗連建築物的一段行人路為香港主水平線基準以上 31.89 至 33.77 米。
- Notes:
1. The part of foot path adjacent to the building is 31.89 to 33.77 metres above the Hong Kong Principal Datum.

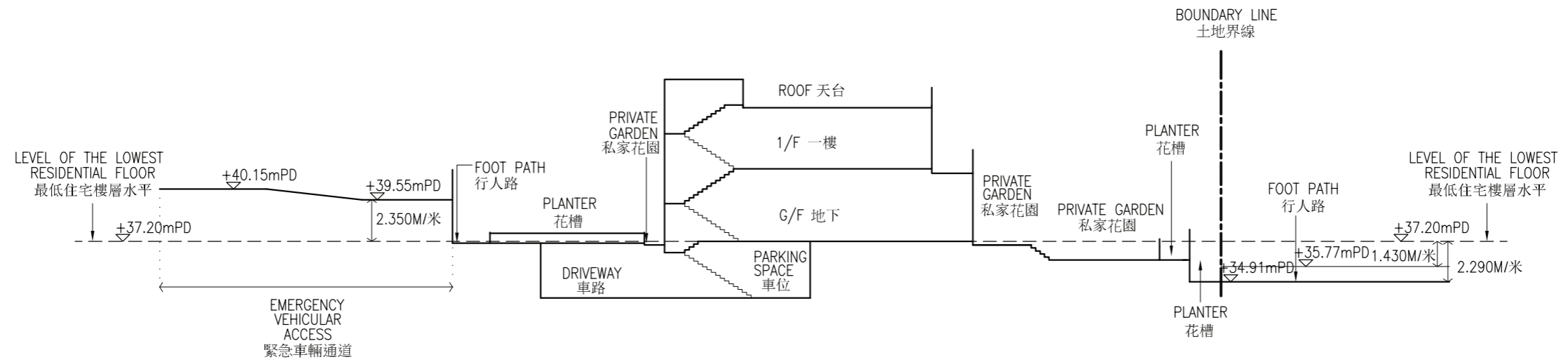
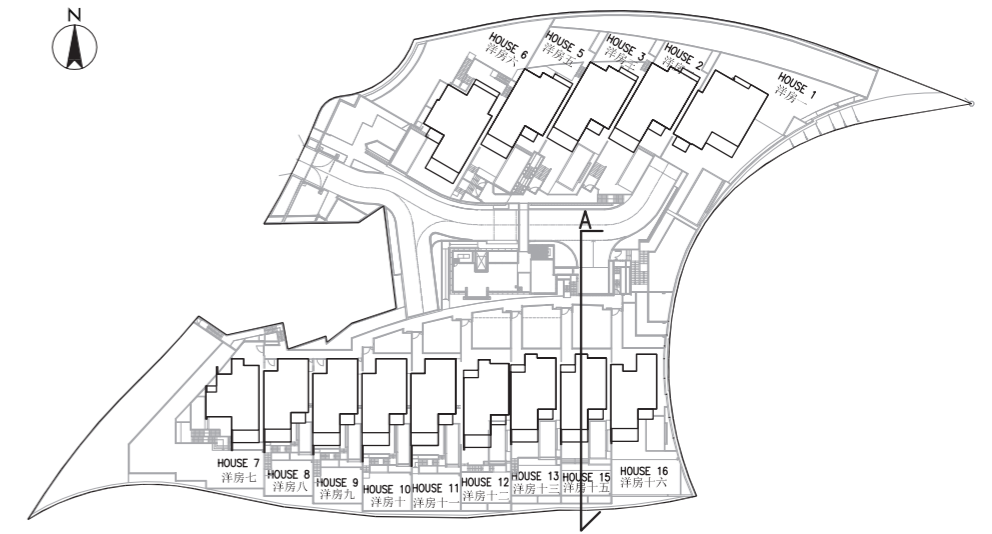
13 號洋房截面圖 A
HOUSE 13 SECTION A



- 虛線為最低住宅樓層水平
Dotted line denotes the level of the lowest residential floor
- 土地界線
Boundary Line
- ▽ 香港主水平基準以上高度 (米)
Height in metres above Hong Kong Principal Datum (HKPD)

備註：
1. 毗連建築物的一段行人路為香港主水平線基準以上 33.77 至 34.91 米。
Notes:
1. The part of foot path adjacent to the building is 33.77 to 34.91 metres above the Hong Kong Principal Datum.

15 號洋房截面圖 A
HOUSE 15 SECTION A



- 虛線為最低住宅樓層水平
Dotted line denotes the level of the lowest residential floor
- 土地界線
Boundary Line
- ▽ 香港主水平基準以上高度 (米)
Height in metres above Hong Kong Principal Datum (HKPD)

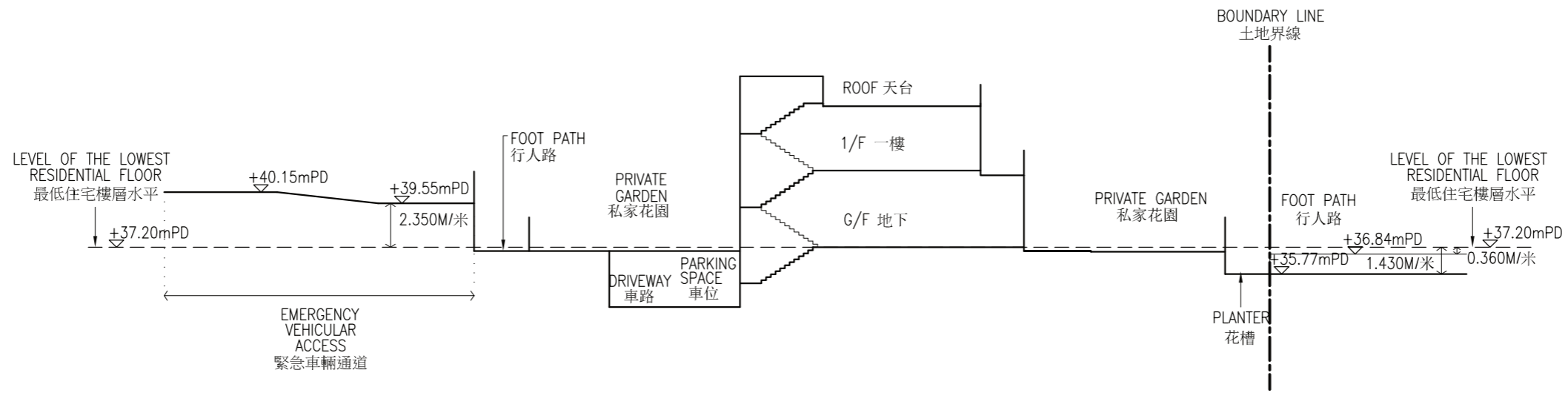
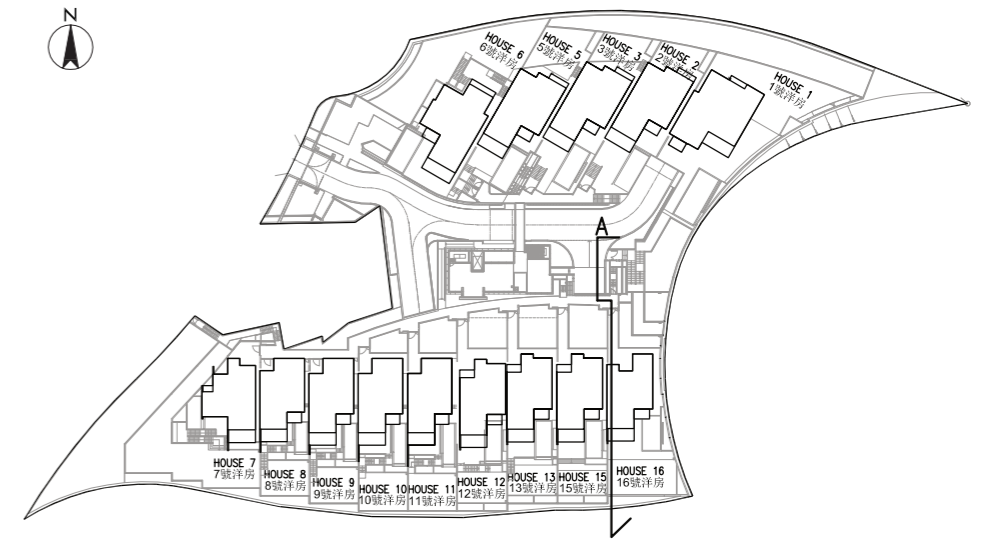
備註：

1. 毗連建築物的一段行人路為香港主水平線基準以上 34.91 至 35.77 米。
2. 毗連建築物的一段緊急車輛通道為香港主水平線基準以上 39.55 至 40.15 米。

Notes:

1. The part of foot path adjacent to the building is 34.91 to 35.77 metres above the Hong Kong Principal Datum.
2. The part of Emergency Vehicular Access adjacent to the building is 39.55 to 40.15 metres above the Hong Kong Principal Datum.

16 號洋房截面圖 A
HOUSE 16 SECTION A



- 虛線為最低住宅樓層水平
Dotted line denotes the level of the lowest residential floor
- 土地界線
Boundary Line
- ▽ 香港主水平基準以上高度 (米)
Height in metres above Hong Kong Principal Datum (HKPD)

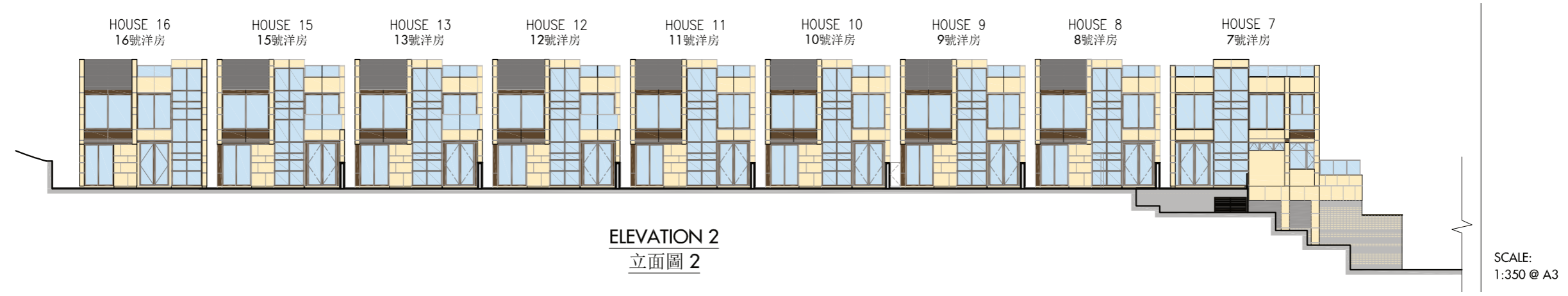
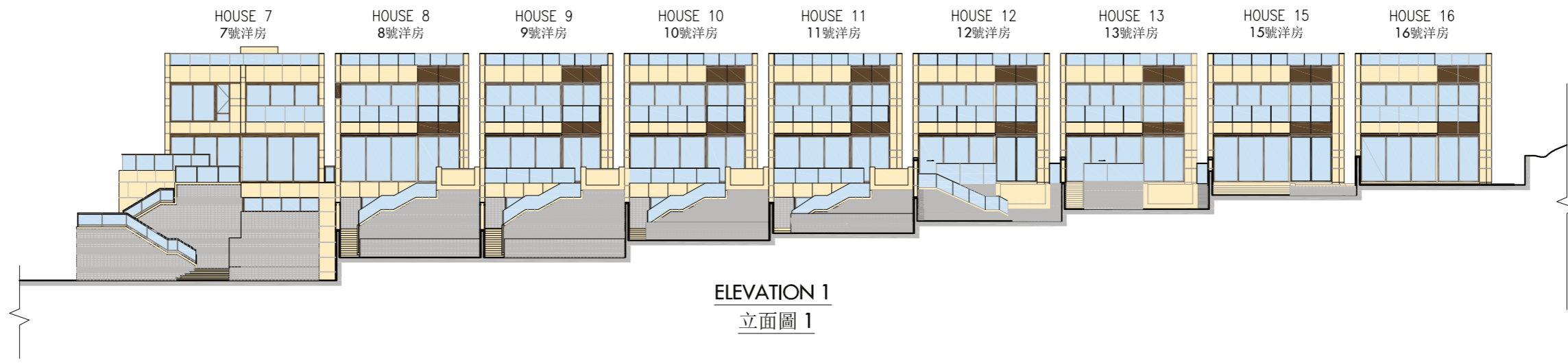
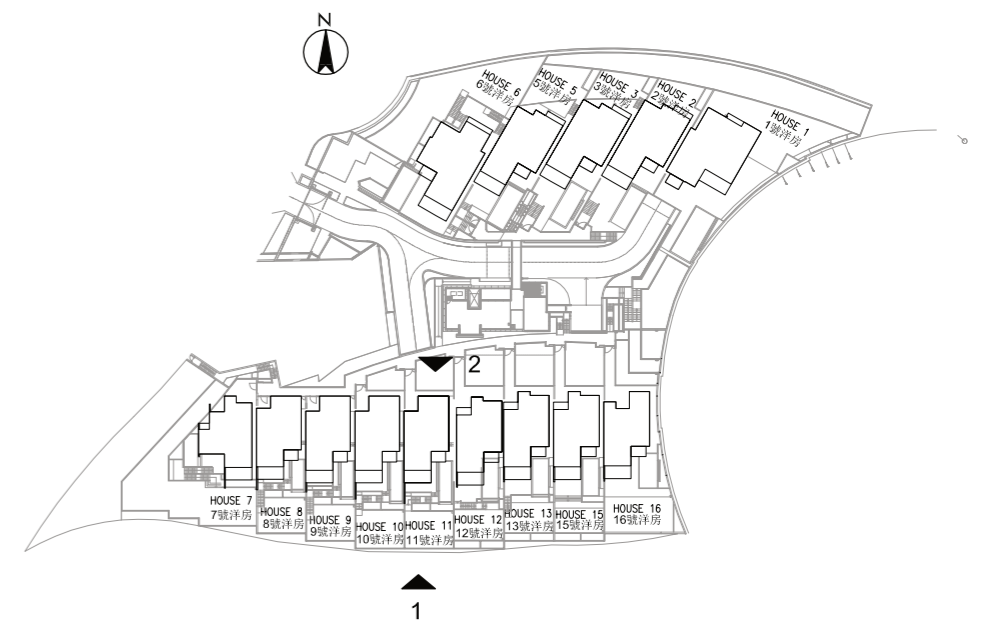
備註：

1. 毗連建築物的一段行人路為香港主水平線基準以上 35.77 至 36.84 米。
2. 毗連建築物的一段緊急車輛通道為香港主水平線基準以上 39.55 至 40.15 米。

Notes:

1. The part of foot path adjacent to the building is 35.77 to 36.84 metres above the Hong Kong Principal Datum.
2. The part of Emergency Vehicular Access adjacent to the building is 39.55 to 40.15 metres above the Hong Kong Principal Datum.

1-2 立面圖
ELEVATION 1-2

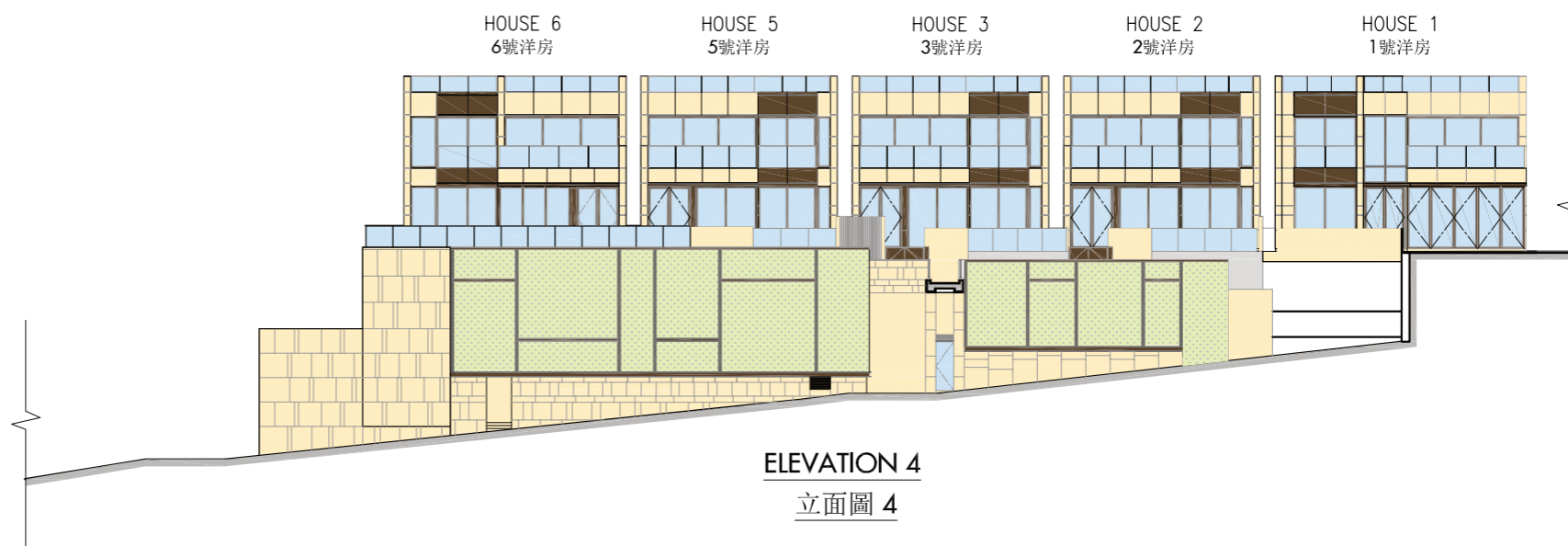
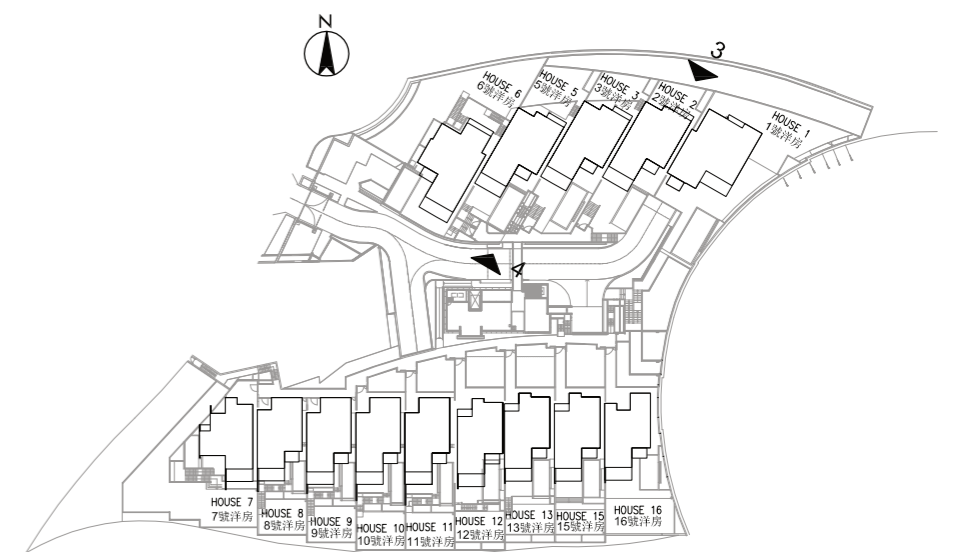
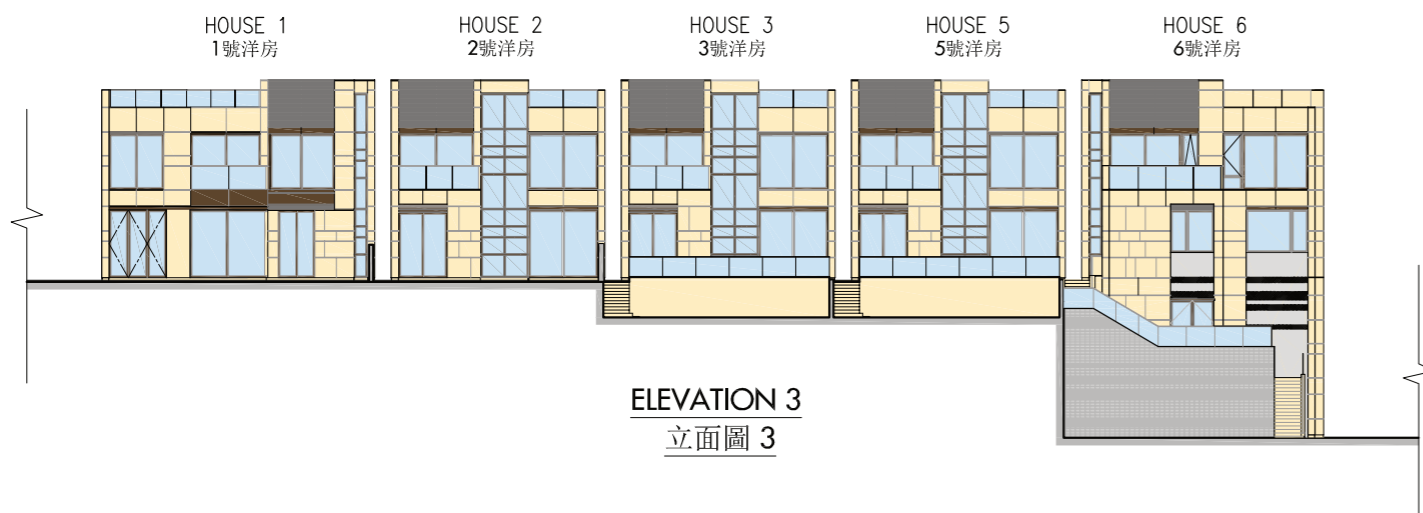


SCALE:
1:350 @ A3

發展項目的認可人士已證明此等圖顯示的立面 :-
(a) 以 2016 年 5 月 17 日的情況為準的發展項目的經批准的建築圖則為基礎擬備；及
(b) 大致上與發展項目的外觀一致。

Authorized Person for the Development has certified that the elevations shown on the plans :-
(a) are prepared on the basis of the approved Building Plans for the Development as of 17/05/2016; and
(b) are in general accordance with the outward appearance of the Development.

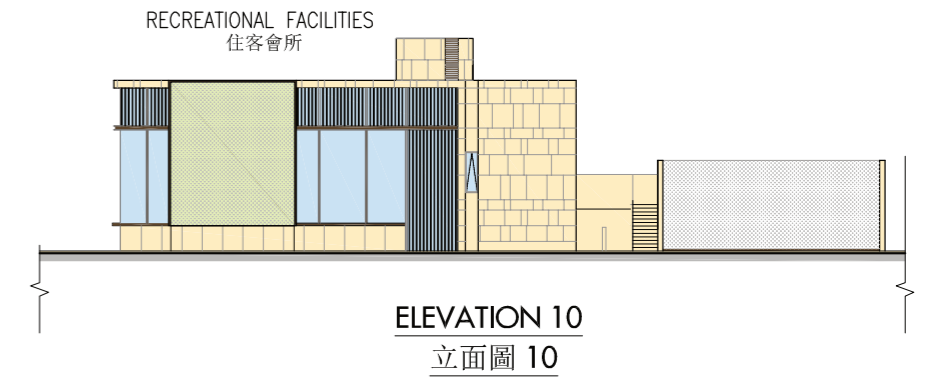
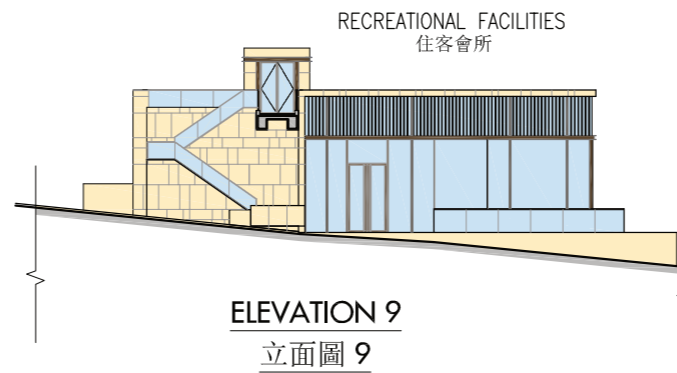
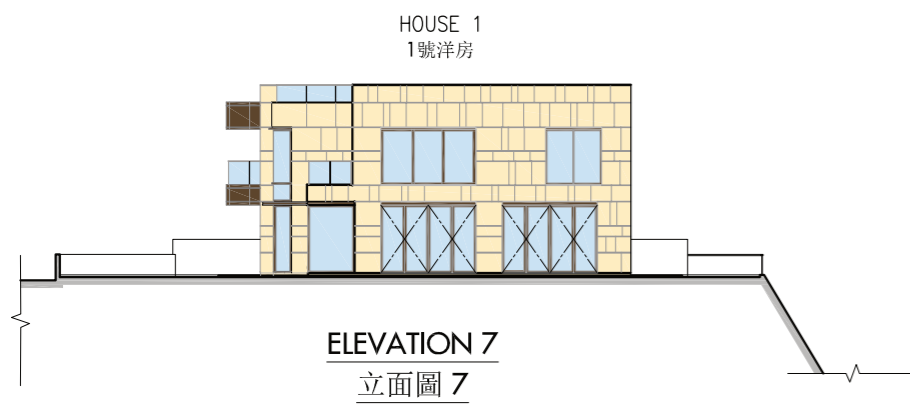
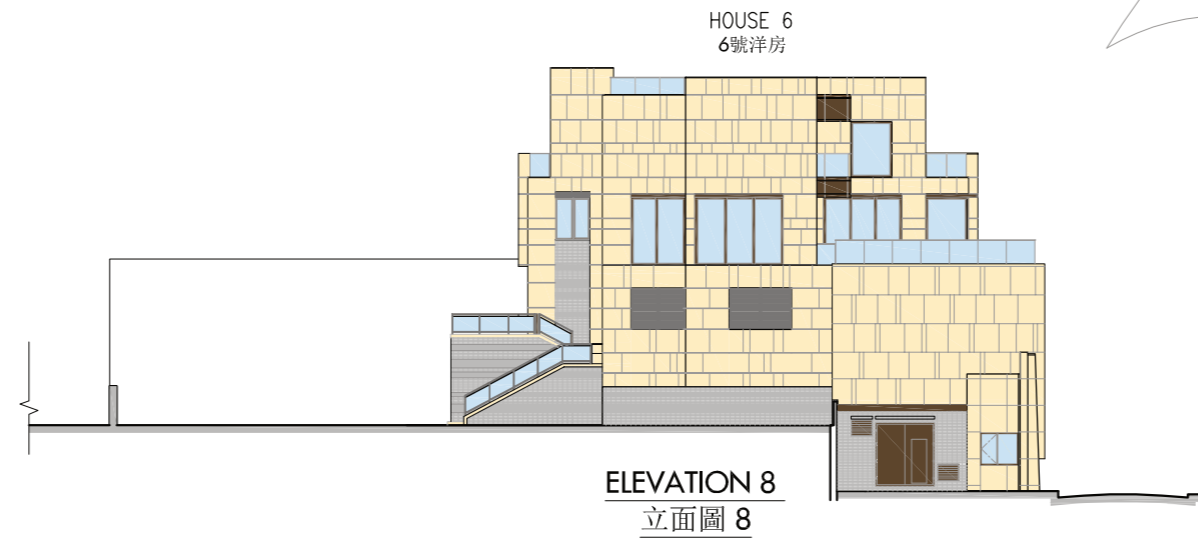
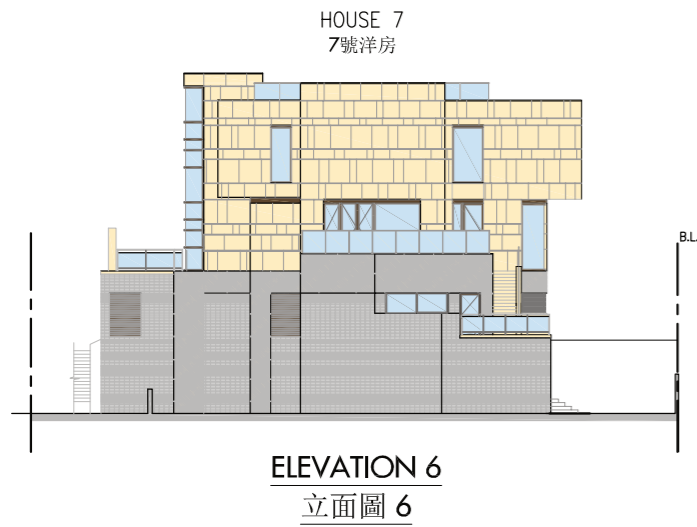
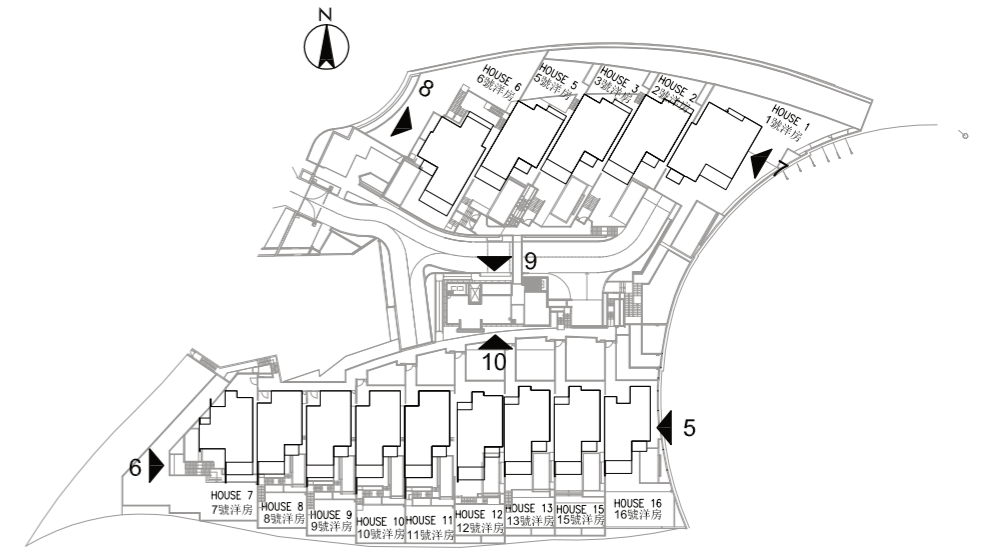
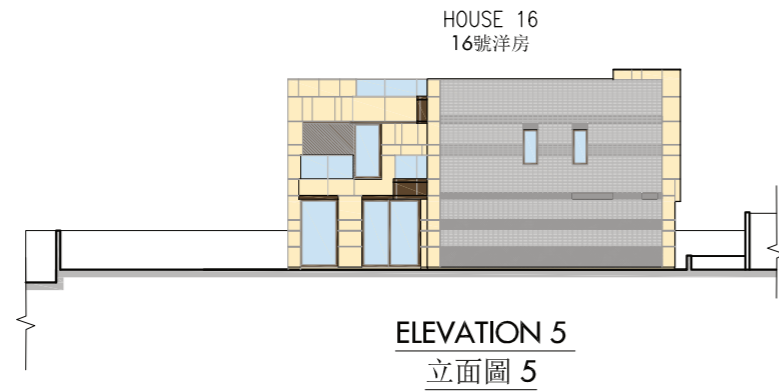
3-4 立面圖
ELEVATION 3-4



發展項目的認可人士已證明此等圖顯示的立面 :-
(a) 以 2016 年 5 月 17 日的情況為準的發展項目的經批准的建築圖則為基礎擬備；及
(b) 大致上與發展項目的外觀一致。

Authorized Person for the Development has certified that the elevations shown on the plans :-
(a) are prepared on the basis of the approved Building Plans for the Development as of 17/05/2016; and
(b) are in general accordance with the outward appearance of the Development.

5-10 立面圖
ELEVATION 5-10



發展項目的認可人士已證明此等圖顯示的立面 :-

- (a) 以 2016 年 8 月 31 日的情況為準的發展項目的經批准的建築圖則為基礎擬備；及
- (b) 大致上與發展項目的外觀一致。

Authorized Person for the Development has certified that the elevations shown on the plans :-

- (a) are prepared on the basis of the approved Building Plans for the Development as of 31/08/2016; and
- (b) are in general accordance with the outward appearance of the Development.

		有蓋 Covered	露天 Uncovered	總面積 Total Area
住客會所 (包括供住客使用的任何康樂設施) Residents' clubhouse (including any recreational facilities for residents' use)	平方呎 sq ft	1,516	-	1,516
	平方米 sq m	140.884	-	140.884
位於發展項目中的建築物的天台或在天台和最低一層住宅樓層之間的任何一層的、供住客使用的公用花園或遊樂地方 (不論是稱為公用空中花園或有其他名稱) Communal garden or play area for residents' use on the roof, or on any floor between the roof and the lowest residential floor, of a building in the Development (whether known as a communal sky garden or otherwise)	平方呎 sq ft	-	-	-
	平方米 sq m	-	-	-
位於發展項目中的建築物的最低一層住宅樓層以下的、供住客使用的公用花園或遊樂地方 (不論是稱為有蓋及園景的遊樂場或其他名稱) Communal garden or play area for residents' use below the lowest residential floor of a building in the Development (whether known as a covered and landscaped play area or otherwise)	平方呎 sq ft	-	-	-
	平方米 sq m	-	-	-

備註：上述所列以平方米顯示之面積乃依據以 2016 年 10 月 18 日經建築事務監督批准的建築圖則為基礎。以平方呎顯示之面積均依據 1 平方米 = 10.764 平方呎換算，並以四捨五入至整數。

Note: Areas in square metres as specified in the above are based on the general building plans approved by the Building Authority on 18 October 2016. Areas in square feet are converted at a rate of 1 square metre to 10.764 square feet and rounded to nearest integer.

1. 備有關乎本發展項目的分區計劃大綱圖的文本供閱覽的互聯網網站的網址為 <http://www.ozp.tpb.gov.hk>。
2. 指明住宅物業的每一公契在將指明住宅物業提供出售的日期的最新擬稿文本存放在指明住宅物業的售樓處，以供免費閱覽。

1. A copy of the outline zoning plans relating to the Development is available at <http://www.ozp.tpb.gov.hk>.
2. A copy of the latest draft of every deed of mutual covenant in respect of the specified residential property as at the date on which the specified residential property is offered to be sold is available for inspection free of charge at the place at which the specified residential property is offered to be sold.

1. 外部裝修物料
Exterior Finishes

	細項	Item	描述	Description
(a)	外牆	External wall	所有洋房外牆 - 玻璃鋁窗配天然石材，鋁板，人造麻石，鋁金屬梳子， 隔音板及百葉配鋁金屬花格	External Wall of All House - Aluminium window matched with natural stone, artificial granite tile, aluminium panels, aluminium grilles, acoustic panel and louvers with aluminium features
(b)	窗	Window	- 所有窗戶採用氟碳塗層鋁質窗框配以中空強化玻璃	All window with aluminium frame and fluorocarbon coating, fitted with insulated glazed tempered glass.
(c)	窗台	Bay window	不適用	Not Applicable
(d)	花槽	Planter	花槽外鋪砌天然石材	Exterior of planter finished with natural stone
(e)	陽台或露台	Verandah or balcony	(i) 露台裝設鋼化玻璃配以金屬圍欄 露台 - 牆身：天然石材 露台 - 天花板：鋁板 露台 - 地台：天然石材 (ii) 有蓋露台 (iii) 不設陽台	(i) Balcony is fitted with tempered glass with metal balustrade. Balcony - Walls: Natural Stone Balcony - Ceiling: Aluminium Panel Balcony - Floor: Natural Stone (ii) Balcony is covered (iii) There is no verandah
(f)	乾衣設施	Drying facilities for clothing	不適用	Not Applicable

2. 室內裝修物料
Interior Finishes1 號洋房
House 1

	細項	Item	描述	Description
(a)	大堂	Lobby	不適用	Not Applicable
(b)	內牆及天花板	Internal wall and ceiling	<ul style="list-style-type: none"> - 客廳及飯廳內牆髹乳膠漆 - 客廳及飯廳的天花為石膏板假陣髹乳膠漆 - 睡房內牆髹乳膠漆至假天花 - 睡房天花為石膏板假陣髹乳膠漆 	<ul style="list-style-type: none"> - The internal walls in living room and dining room finished with emulsion paint - The ceiling of living room and dining room finished with gypsum board bulkhead with emulsion paint - The internal walls in bedrooms finished with emulsion paint, wall finish run up to false ceiling - The ceiling of bedrooms finished with gypsum board bulkhead with emulsion paint
(c)	內部地板	Internal floor	<ul style="list-style-type: none"> - 客廳及飯廳地台鋪砌天然石材配石腳線 - 睡房地台鋪砌木地板配木腳線，窗口附近地板邊緣砌天然石圍邊 (睡房三除外) 	<ul style="list-style-type: none"> - Living Room and Dining Room finished with natural stone flooring and skirting - Bedrooms finished with timber flooring and timber skirting, floor edge areas next to windows finished with natural stone floor border (except for Bedroom 3).
(d)	浴室	Bathroom	<p>浴室一，浴室二，浴室三及浴室四</p> <ul style="list-style-type: none"> - 地台鋪砌天然石材 - 牆身鋪砌天然石材，不銹鋼飾面，裝飾玻璃及鋼化玻璃至假天花 - 鋁板假天花及石膏板假天花髹乳膠漆。 <p>主人浴室</p> <ul style="list-style-type: none"> - 地台鋪砌天然石材 - 牆身鋪砌天然石材，不銹鋼飾面，裝飾玻璃及鋼化玻璃至假天花 - 石膏板假天花髹乳膠漆 	<p>Bathroom 1, Bathroom 2, Bathroom 3 and Bathroom 4</p> <ul style="list-style-type: none"> - Natural stone flooring - Walls finished with natural stone, stainless steel feature, feature glass panel and tempered glass panel up to false ceiling - False ceiling fitted with aluminium panel, gypsum board false ceiling with emulsion paint <p>Master Bathroom</p> <ul style="list-style-type: none"> - Natural stone flooring - Walls finished with natural stone, stainless steel feature, feature glass panel and tempered glass panel up to false ceiling - Gypsum board false ceiling with emulsion paint
(e)	廚房	Kitchen	<ul style="list-style-type: none"> - 地台外露部份鋪砌天然石材 - 牆身外露部份鋪砌天然石材，裝飾不銹鋼及飾面鏡至假天花 - 假天花為鋁板 - 灶台選用人造石材 	<ul style="list-style-type: none"> - Floor (where exposed) finished with natural stone - Walls (where exposed) finished with natural stone, stainless steel panel and feature mirror up to false ceiling - False ceiling fitted with aluminium panel - Counter top finished with artificial stone

2. 室內裝修物料
Interior Finishes2 號洋房
House 2

	細項	Item	描述	Description
(a)	大堂	Lobby	不適用	Not Applicable
(b)	內牆及天花板	Internal wall and ceiling	<ul style="list-style-type: none"> - 客廳及飯廳內牆為牆紙，木皮飾面，裝飾玻璃及不銹鋼飾面 - 客廳及飯廳的天花為裝飾玻璃及石膏板假天花髹乳膠漆及不銹鋼飾面 - 主人房內牆為牆紙，木皮飾面，裝飾玻璃及不銹鋼飾面 - 主人房的天花為石膏板假天花髹乳膠漆 - 睡房一內牆為木皮飾面，捫布飾面及不銹鋼飾面 - 睡房一的天花為石膏板假天花髹乳膠漆 - 睡房二內牆為牆紙及真皮飾面瓷磚及不銹鋼飾面 - 睡房二的天花為石膏板假天花髹乳膠漆 - 睡房三內牆為捫布飾面，木皮飾面及不銹鋼飾面 - 睡房三的天花為石膏板假天花髹乳膠漆 	<ul style="list-style-type: none"> - The internal walls in living room and dining room finished with wall paper, wood veneer finishes, feature glass panel and stainless steel feature - The ceiling of living room and dining room finished with feature glass panel, gypsum board false ceiling with emulsion paint and stainless steel feature - The internal walls in master bedroom finished with wall paper, wood veneer finishes, feature glass panel and stainless steel feature - The ceiling of master bedroom finished with gypsum board false ceiling with emulsion paint - The internal walls in bedroom 1 finished with wood veneer finishes, fabric finishes and stainless steel feature - The ceiling of bedroom 1 finished with gypsum board false ceiling with emulsion paint - The internal walls in bedroom 2 finished with wall paper with leather tile finishes and stainless steel feature - The ceiling of bedroom 2 finished with gypsum board false ceiling with emulsion paint - The internal walls of bedroom 3 finished with fabric finishes, wood veneer finishes and stainless steel feature - The ceiling of bedroom 3 finished with gypsum board false ceiling with emulsion paint
(c)	內部地板	Internal floor	<ul style="list-style-type: none"> - 客廳及飯廳地台鋪砌天然石材配木腳線 - 主人房地台鋪砌天然石材，木地板配木腳線，窗口附近地板邊緣砌天然石圍邊 - 睡房一地台鋪砌木地板配木腳線及地毯，窗口附近地板邊緣砌天然石圍邊 - 睡房二地台鋪砌真皮飾面瓷磚及腳線，窗口附近地板邊緣砌天然石圍邊 - 睡房三地台鋪砌木地板配木腳線 	<ul style="list-style-type: none"> - Living Room and Dining Room finished with natural stone flooring with timber skirting - Master Bedroom finished with natural stone flooring, timber flooring with timber skirting, floor edge areas next to windows are finished with natural stone floor border. - Bedroom 1 finished with timber flooring with timber skirting and carpet, floor edge areas next to windows are finished with natural stone floor border. - Bedroom 2 finished with leather tile flooring with leather tile skirting, floor edge areas next to windows are finished with natural stone floor border. - Bedroom 3 finished with timber flooring with timber skirting
(d)	浴室	Bathroom	<p>所有浴室</p> <ul style="list-style-type: none"> - 地台鋪砌天然石材 - 牆身鋪砌天然石材，不銹鋼飾面，裝飾玻璃。飾面至假天花 - 石膏板假天花髹乳膠漆 	<p>All Bathroom</p> <ul style="list-style-type: none"> - Natural stone flooring - Walls finished with natural stone, stainless steel feature, feature glass panel up to false ceiling - Gypsum board false ceiling with emulsion paint
(e)	廚房	Kitchen	<ul style="list-style-type: none"> - 地台外露部份鋪砌天然石材 - 牆身外露部份鋪砌天然石材，裝飾不銹鋼及飾面鏡。飾面至假天花 - 假天花為石膏板假天花髹乳膠漆 - 灶台選用天然石材 	<ul style="list-style-type: none"> - Floor (where exposed) finished with natural stone - Wall (where exposed) finished with natural stone, stainless steel panel and feature mirror up to false ceiling - Gypsum board false ceiling with emulsion paint - Counter top finished with natural stone

2. 室內裝修物料
Interior Finishes3 號洋房
House 3

	細項	Item	描述	Description
(a)	大堂	Lobby	不適用	Not Applicable
(b)	內牆及天花板	Internal wall and ceiling	<ul style="list-style-type: none"> - 客廳及飯廳內牆髹乳膠漆 - 客廳及飯廳的天花為石膏板假陣髹乳膠漆 - 睡房內牆髹乳膠漆至假天花 - 睡房天花為石膏板假陣髹乳膠漆 	<ul style="list-style-type: none"> - The internal walls in living room and dining room finished with emulsion paint - The ceiling of living room and dining room finished with gypsum board bulkhead with emulsion paint - The internal walls in bedrooms finished with emulsion paint, wall finish run up to false ceiling - The ceiling of bedrooms finished with gypsum board bulkhead with emulsion paint
(c)	內部地板	Internal floor	<ul style="list-style-type: none"> - 客廳及飯廳地台鋪砌天然石材配石腳線 - 睡房地台鋪砌木地板配木腳線，窗口附近地板邊緣砌天然石圍邊 (睡房三除外) 	<ul style="list-style-type: none"> - Living Room and Dining Room finished with natural stone flooring and skirting - Bedrooms finished with timber flooring and timber skirting, floor edge areas next to windows finished with natural stone floor border (except for Bedroom 3).
(d)	浴室	Bathroom	<p>浴室一及浴室二</p> <ul style="list-style-type: none"> - 地台鋪砌天然石材 - 牆身鋪砌天然石材，不銹鋼飾面，裝飾玻璃及鋼化玻璃至假天花 - 鋁板假天花及石膏板假天花髹乳膠漆。 <p>主人浴室</p> <ul style="list-style-type: none"> - 地台鋪砌天然石材 - 牆身鋪砌天然石材，不銹鋼飾面，裝飾玻璃及鋼化玻璃至假天花 - 石膏板假天花髹乳膠漆 	<p>Bathroom 1 and Bathroom 2</p> <ul style="list-style-type: none"> - Natural stone flooring - Walls finished with natural stone, stainless steel feature, feature glass panel and tempered glass panel up to false ceiling - False ceiling fitted with aluminium panel, gypsum board false ceiling with emulsion paint <p>Master Bathroom</p> <ul style="list-style-type: none"> - Natural stone flooring - Walls finished with natural stone, stainless steel feature, feature glass panel and tempered glass panel up to false ceiling - Gypsum board false ceiling with emulsion paint
(e)	廚房	Kitchen	<ul style="list-style-type: none"> - 地台外露部份鋪砌天然石材 - 牆身外露部份鋪砌天然石材，裝飾不銹鋼及飾面鏡至假天花 - 假天花為鋁板 - 灶台選用人造石材 	<ul style="list-style-type: none"> - Floor (where exposed) finished with natural stone - Walls (where exposed) finished with natural stone, stainless steel panel and feature mirror up to false ceiling - False ceiling fitted with aluminium panel - Counter top finished with artificial stone

2. 室內裝修物料
Interior Finishes5 號洋房
House 5

	細項	Item	描述	Description
(a)	大堂	Lobby	不適用	Not Applicable
(b)	內牆及天花板	Internal wall and ceiling	<ul style="list-style-type: none"> - 客廳及飯廳內牆髹乳膠漆 - 客廳及飯廳的天花為石膏板假陣髹乳膠漆 - 睡房內牆髹乳膠漆至假天花 - 睡房天花為石膏板假陣髹乳膠漆 	<ul style="list-style-type: none"> - The internal walls in living room and dining room finished with emulsion paint - The ceiling of living room and dining room finished with gypsum board bulkhead with emulsion paint - The inter walls in bedrooms finished with emulsion paint, wall finish run up to false ceiling - The ceiling of bedrooms finished with gypsum board bulkhead with emulsion paint
(c)	內部地板	Internal floor	<ul style="list-style-type: none"> - 客廳及飯廳地台鋪砌天然石材配石腳線 - 睡房地台鋪砌木地板配木腳線，窗口附近地板邊緣砌天然石圍邊（睡房三除外） 	<ul style="list-style-type: none"> - Living Room and Dining Room finished with natural stone flooring and skirting - Bedrooms finished with timber flooring and timber skirting, floor edge areas next to windows finished with natural stone floor border (except for Bedroom 3).
(d)	浴室	Bathroom	<p>浴室一及浴室二</p> <ul style="list-style-type: none"> - 地台鋪砌天然石材 - 牆身鋪砌天然石材，不銹鋼飾面，裝飾玻璃及鋼化玻璃至假天花 - 鋁板假天花及石膏板假天花髹乳膠漆。 <p>主人浴室</p> <ul style="list-style-type: none"> - 地台鋪砌天然石材 - 牆身鋪砌天然石材，不銹鋼飾面，裝飾玻璃及鋼化玻璃至假天花 - 石膏板假天花髹乳膠漆 	<p>Bathroom 1 and Bathroom 2</p> <ul style="list-style-type: none"> - Natural stone flooring - Walls finished with natural stone, stainless steel feature, feature glass panel and tempered glass panel up to false ceiling - False ceiling fitted with aluminium panel, gypsum board false ceiling with emulsion paint <p>Master Bathroom</p> <ul style="list-style-type: none"> - Natural stone flooring - Walls finished with natural stone, stainless steel feature, feature glass panel and tempered glass panel up to false ceiling - Gypsum board false ceiling with emulsion paint
(e)	廚房	Kitchen	<ul style="list-style-type: none"> - 地台外露部份鋪砌天然石材 - 牆身外露部份鋪砌天然石材，裝飾不銹鋼及飾面鏡至假天花 - 假天花為鋁板 - 灶台選用人造石材 	<ul style="list-style-type: none"> - Floor (where exposed) finished with natural stone - Walls (where exposed) finished with natural stone, stainless steel panel and feature mirror up to false ceiling - False ceiling fitted with aluminium panel - Counter top finished with artificial stone

2. 室內裝修物料
Interior Finishes6 號洋房
House 6

	細項	Item	描述	Description
(a)	大堂	Lobby	不適用	Not Applicable
(b)	內牆及天花板	Internal wall and ceiling	<ul style="list-style-type: none"> - 客廳及飯廳內牆鋪砌牆紙及裝飾玻璃 - 客廳及飯廳的天花為石膏板假陣髹乳膠漆 - 睡房內牆鋪砌牆紙及捫布飾面至假天花 - 睡房天花為石膏板假陣髹乳膠漆 	<ul style="list-style-type: none"> - The internal walls in living room and dining room finished with wall paper and feature glass panel - The ceiling of living room and dining room finished with gypsum board bulkhead with emulsion paint - The internal walls in bedrooms finished with wall paper and fabric finishes, wall finish run up to false ceiling - The ceiling of bedrooms finished with gypsum board bulkhead with emulsion paint
(c)	內部地板	Internal floor	<ul style="list-style-type: none"> - 客廳及飯廳地台鋪砌天然石材配石腳線 - 睡房地台鋪砌木地板配木腳線，窗口附近地板邊緣砌天然石圍邊 (睡房三除外) 	<ul style="list-style-type: none"> - Living Room and Dining Room finished with natural stone flooring and skirting - Bedrooms finished with timber flooring and timber skirting, floor edge areas next to windows finished with natural stone floor border (except for Bedroom 3).
(d)	浴室	Bathroom	<p>浴室一，浴室二，浴室三</p> <ul style="list-style-type: none"> - 地台鋪砌天然石材 - 牆身鋪砌天然石材，不銹鋼飾面，裝飾玻璃及鋼化玻璃至假天花 - 鋁板假天花及石膏板假天花髹乳膠漆。 <p>主人浴室</p> <ul style="list-style-type: none"> - 地台鋪砌天然石材 - 牆身鋪砌天然石材，不銹鋼飾面，裝飾玻璃及鋼化玻璃至假天花 - 石膏板假天花髹乳膠漆 	<p>Bathroom 1, Bathroom 2, Bathroom 3</p> <ul style="list-style-type: none"> - Natural stone flooring - Walls finished with natural stone, stainless steel feature, feature glass panel and tempered glass panel up to false ceiling - False ceiling fitted with aluminium panel, gypsum board false ceiling with emulsion paint <p>Master Bathroom</p> <ul style="list-style-type: none"> - Natural stone flooring - Walls finished with natural stone, stainless steel feature, feature glass panel and tempered glass panel up to false ceiling - Gypsum board false ceiling with emulsion paint
(e)	廚房	Kitchen	<ul style="list-style-type: none"> - 地台外露部份鋪砌天然石材 - 牆身外露部份鋪砌天然石材，裝飾不銹鋼及飾面鏡至假天花 - 假天花為鋁板 - 灶台選用天然石材及人造石材 	<ul style="list-style-type: none"> - Floor (where exposed) finished with natural stone - Walls (where exposed) finished with natural stone, stainless steel panel and feature mirror up to false ceiling - False ceiling fitted with aluminium panel - Counter top finished with natural stone and artificial stone

2. 室內裝修物料
Interior Finishes7 號洋房
House 7

	細項	Item	描述	Description
(a)	大堂	Lobby	不適用	Not Applicable
(b)	內牆及天花板	Internal wall and ceiling	<ul style="list-style-type: none"> - 客廳及飯廳內牆髹乳膠漆 - 客廳及飯廳的天花為石膏板假陣髹乳膠漆 - 睡房內牆髹乳膠漆至假天花 - 睡房天花為石膏板假陣髹乳膠漆 	<ul style="list-style-type: none"> - The internal walls in living room and dining room finished with emulsion paint - The ceiling of living room and dining room finished with gypsum board bulkhead with emulsion paint - The internal walls in bedrooms finished with emulsion paint, wall finish run up to false ceiling - The ceiling of bedrooms finished with gypsum board bulkhead with emulsion paint
(c)	內部地板	Internal floor	<ul style="list-style-type: none"> - 客廳及飯廳地台鋪砌天然石材配石腳線 - 睡房地台鋪砌木地板配木腳線，窗口附近地板邊緣砌天然石圍邊 (睡房二除外) 	<ul style="list-style-type: none"> - Living Room and Dining Room finished with natural stone flooring and skirting - Bedrooms finished with timber flooring and timber skirting, floor edge areas next to windows finished with natural stone floor border (except for Bedroom 2).
(d)	浴室	Bathroom	<p>浴室一及浴室二</p> <ul style="list-style-type: none"> - 地台鋪砌天然石材 - 牆身鋪砌天然石材，不銹鋼飾面，裝飾玻璃及鋼化玻璃至假天花 - 鋁板假天花及石膏板假天花髹乳膠漆。 <p>主人浴室</p> <ul style="list-style-type: none"> - 地台鋪砌天然石材 - 牆身鋪砌天然石材，不銹鋼飾面，裝飾玻璃及鋼化玻璃至假天花 - 石膏板假天花髹乳膠漆 	<p>Bathroom 1 and Bathroom 2</p> <ul style="list-style-type: none"> - Natural stone flooring - Walls finished with natural stone, stainless steel feature, feature glass panel and tempered glass panel up to false ceiling - False ceiling fitted with aluminium panel, gypsum board false ceiling with emulsion paint <p>Master Bathroom</p> <ul style="list-style-type: none"> - Natural stone flooring - Walls finished with natural stone, stainless steel feature, feature glass panel and tempered glass panel up to false ceiling - Gypsum board false ceiling with emulsion paint
(e)	廚房	Kitchen	<ul style="list-style-type: none"> - 地台外露部份鋪砌天然石材 - 牆身外露部份鋪砌天然石材，裝飾不銹鋼及飾面鏡至假天花 - 假天花為鋁板 - 灶台選用人造石材 	<ul style="list-style-type: none"> - Floor (where exposed) finished with natural stone - Walls (where exposed) finished with natural stone, stainless steel panel and feature mirror up to false ceiling - False ceiling fitted with aluminium panel - Counter top finished with artificial stone

2. 室內裝修物料
Interior Finishes8 號洋房
House 8

	細項	Item	描述	Description
(a)	大堂	Lobby	不適用	Not Applicable
(b)	內牆及天花板	Internal wall and ceiling	<ul style="list-style-type: none"> - 客廳及飯廳內牆髹乳膠漆 - 客廳及飯廳的天花為石膏板假陣髹乳膠漆 - 睡房內牆髹乳膠漆至假天花 - 睡房天花為石膏板假陣髹乳膠漆 	<ul style="list-style-type: none"> - The internal walls in living room and dining room finished with emulsion paint - The ceiling of living room and dining room finished with gypsum board bulkhead with emulsion paint - The internal walls in bedrooms finished with emulsion paint, wall finish run up to false ceiling - The ceiling of bedrooms finished with gypsum board bulkhead with emulsion paint
(c)	內部地板	Internal floor	<ul style="list-style-type: none"> - 客廳及飯廳地台鋪砌天然石材配石腳線 - 睡房地台鋪砌木地板配木腳線，窗口附近地板邊緣砌天然石圍邊 (睡房二除外) 	<ul style="list-style-type: none"> - Living Room and Dining Room finished with natural stone flooring and skirting - Bedrooms finished with timber flooring and timber skirting, floor edge areas next to windows finished with natural stone floor border (except for Bedroom 2).
(d)	浴室	Bathroom	<p>浴室一及浴室二</p> <ul style="list-style-type: none"> - 地台鋪砌天然石材 - 牆身鋪砌天然石材，不銹鋼飾面，裝飾玻璃及鋼化玻璃至假天花 - 鋁板假天花及石膏板假天花髹乳膠漆。 <p>主人浴室</p> <ul style="list-style-type: none"> - 地台鋪砌天然石材 - 牆身鋪砌天然石材，不銹鋼飾面，裝飾玻璃及鋼化玻璃至假天花 - 石膏板假天花髹乳膠漆 	<p>Bathroom 1 and Bathroom 2</p> <ul style="list-style-type: none"> - Natural stone flooring - Walls finished with natural stone, stainless steel feature, feature glass panel and tempered glass panel up to false ceiling - False ceiling fitted with aluminium panel, gypsum board false ceiling with emulsion paint <p>Master Bathroom</p> <ul style="list-style-type: none"> - Natural stone flooring - Walls finished with natural stone, stainless steel feature, feature glass panel and tempered glass panel up to false ceiling - Gypsum board false ceiling with emulsion paint
(e)	廚房	Kitchen	<ul style="list-style-type: none"> - 地台外露部份鋪砌天然石材 - 牆身外露部份鋪砌天然石材，裝飾不銹鋼及飾面鏡至假天花 - 假天花為鋁板 - 灶台選用人造石材 	<ul style="list-style-type: none"> - Floor (where exposed) finished with natural stone - Walls (where exposed) finished with natural stone, stainless steel panel and feature mirror up to false ceiling - False ceiling fitted with aluminium panel - Counter top finished with artificial stone

2. 室內裝修物料
Interior Finishes9 號洋房
House 9

	細項	Item	描述	Description
(a)	大堂	Lobby	不適用	Not Applicable
(b)	內牆及天花板	Internal wall and ceiling	<ul style="list-style-type: none"> - 客廳及飯廳內牆鋪砌牆紙及木皮飾面 - 客廳及飯廳的天花為石膏板假陣髹乳膠漆 - 睡房內牆鋪砌牆紙至假天花 - 睡房天花為石膏板假陣髹乳膠漆 	<ul style="list-style-type: none"> - The internal walls in living room and dining room finished with wall paper and wood veneered finishes - The ceiling of living room and dining room finished with gypsum board bulkhead with emulsion paint - The internal walls in bedrooms finished with wall paper, wall finish run up to false ceiling - The ceiling of bedrooms finished with gypsum board bulkhead with emulsion paint
(c)	內部地板	Internal floor	<ul style="list-style-type: none"> - 客廳及飯廳地台鋪砌天然石材配石腳線 - 睡房地台鋪砌木地板配木腳線，窗口附近地板邊緣砌天然石圍邊 (睡房二除外) 	<ul style="list-style-type: none"> - Living Room and Dining Room finished with natural stone flooring and skirting - Bedrooms finished with timber flooring and timber skirting, floor edge areas next to windows finished with natural stone floor border (except for Bedroom 2).
(d)	浴室	Bathroom	<p>浴室一及浴室二</p> <ul style="list-style-type: none"> - 地台鋪砌天然石材 - 牆身鋪砌天然石材，不銹鋼飾面，裝飾玻璃及鋼化玻璃至假天花 - 鋁板假天花及石膏板假天花髹乳膠漆。 <p>主人浴室</p> <ul style="list-style-type: none"> - 地台鋪砌天然石材 - 牆身鋪砌天然石材，不銹鋼飾面，裝飾玻璃及鋼化玻璃至假天花 - 石膏板假天花髹乳膠漆 	<p>Bathroom 1 and Bathroom 2</p> <ul style="list-style-type: none"> - Natural stone flooring - Walls finished with natural stone, stainless steel feature, feature glass panel and tempered glass panel up to false ceiling - False ceiling fitted with aluminium panel, gypsum board false ceiling with emulsion paint <p>Master Bathroom</p> <ul style="list-style-type: none"> - Natural stone flooring - Walls finished with natural stone, stainless steel feature, feature glass panel and tempered glass panel up to false ceiling - Gypsum board false ceiling with emulsion paint
(e)	廚房	Kitchen	<ul style="list-style-type: none"> - 地台外露部份鋪砌天然石材 - 牆身外露部份鋪砌天然石材，裝飾不銹鋼及飾面鏡至假天花 - 假天花為鋁板 - 灶台選用天然石材及人造石材 	<ul style="list-style-type: none"> - Floor (where exposed) finished with natural stone - Walls (where exposed) finished with natural stone, stainless steel panel and feature mirror up to false ceiling - False ceiling fitted with aluminium panel - Counter top finished with natural stone and artificial stone

2. 室內裝修物料
Interior Finishes10 號洋房
House 10

	細項	Item	描述	Description
(a)	大堂	Lobby	不適用	Not Applicable
(b)	內牆及天花板	Internal wall and ceiling	<ul style="list-style-type: none"> - 客廳及飯廳內牆髹乳膠漆 - 客廳及飯廳的天花為石膏板假陣髹乳膠漆 - 睡房內牆髹乳膠漆至假天花 - 睡房天花為石膏板假陣髹乳膠漆 	<ul style="list-style-type: none"> - The internal walls in living room and dining room finished with emulsion paint - The ceiling of living room and dining room finished with gypsum board bulkhead with emulsion paint - The internal walls in bedrooms finished with emulsion paint, wall finish run up to false ceiling - The ceiling of bedrooms finished with gypsum board bulkhead with emulsion paint
(c)	內部地板	Internal floor	<ul style="list-style-type: none"> - 客廳及飯廳地台鋪砌天然石材配石腳線 - 睡房地台鋪砌木地板配木腳線，窗口附近地板邊緣砌天然石圍邊 (睡房二除外) 	<ul style="list-style-type: none"> - Living Room and Dining Room finished with natural stone flooring and skirting - Bedrooms finished with timber flooring and timber skirting, floor edge areas next to windows finished with natural stone floor border (except for Bedroom 2).
(d)	浴室	Bathroom	<p>浴室一及浴室二</p> <ul style="list-style-type: none"> - 地台鋪砌天然石材 - 牆身鋪砌天然石材，不銹鋼飾面，裝飾玻璃及鋼化玻璃至假天花 - 鋁板假天花及石膏板假天花髹乳膠漆。 <p>主人浴室</p> <ul style="list-style-type: none"> - 地台鋪砌天然石材 - 牆身鋪砌天然石材，不銹鋼飾面，裝飾玻璃及鋼化玻璃至假天花 - 石膏板假天花髹乳膠漆 	<p>Bathroom 1 and Bathroom 2</p> <ul style="list-style-type: none"> - Natural stone flooring - Walls finished with natural stone, stainless steel feature, feature glass panel and tempered glass panel up to false ceiling - False ceiling fitted with aluminium panel, gypsum board false ceiling with emulsion paint <p>Master Bathroom</p> <ul style="list-style-type: none"> - Natural stone flooring - Walls finished with natural stone, stainless steel feature, feature glass panel and tempered glass panel up to false ceiling - Gypsum board false ceiling with emulsion paint
(e)	廚房	Kitchen	<ul style="list-style-type: none"> - 地台外露部份鋪砌天然石材 - 牆身外露部份鋪砌天然石材，裝飾不銹鋼及飾面鏡至假天花 - 假天花為鋁板 - 灶台選用人造石材 	<ul style="list-style-type: none"> - Floor (where exposed) finished with natural stone - Walls (where exposed) finished with natural stone, stainless steel panel and feature mirror up to false ceiling - False ceiling fitted with aluminium panel - Counter top finished with artificial stone

2. 室內裝修物料
Interior Finishes11 號洋房
House 11

	細項	Item	描述	Description
(a)	大堂	Lobby	不適用	Not Applicable
(b)	內牆及天花板	Internal wall and ceiling	<ul style="list-style-type: none"> - 客廳及飯廳內鋪砌牆紙，捫布，銅飾面，天然石材及髹乳膠漆 - 客廳及飯廳的天花為石膏板假陣髹乳膠漆 - 睡房內牆為牆紙，捫布，膠板飾面及不銹鋼飾面 - 睡房天花為石膏板假陣髹乳膠漆 	<ul style="list-style-type: none"> - The internal walls in living room and dining room finished with wallpaper, fabric finishes, copper finishes, natural stone with emulsion paint - The ceiling of living room and dining room finished with gypsum board bulkhead with emulsion paint - The internal walls in bedrooms finished with wallpaper, fabric finishes, vinyl finishes and stainless steel finishes - The ceiling of bedrooms finished with gypsum board bulkhead with emulsion paint
(c)	內部地板	Internal floor	<ul style="list-style-type: none"> - 客廳及飯廳地台鋪砌天然石材配石腳線 - 睡房地台鋪砌木地板配木腳線，窗口附近地板邊緣砌天然石圍邊（睡房二除外） 	<ul style="list-style-type: none"> - Living Room and Dining Room finished with natural stone flooring and skirting - Bedrooms finished with timber flooring and timber skirting, floor edge areas next to windows finished with natural stone floor border (except for Bedroom 2).
(d)	浴室	Bathroom	<p>浴室一及浴室二</p> <ul style="list-style-type: none"> - 地台鋪砌天然石材 - 牆身鋪砌天然石材，不銹鋼飾面，裝飾玻璃及鋼化玻璃至假天花 - 鋁板假天花及石膏板假天花髹乳膠漆。 <p>主人浴室</p> <ul style="list-style-type: none"> - 地台鋪砌天然石材 - 牆身鋪砌天然石材，不銹鋼飾面，裝飾玻璃及鋼化玻璃至假天花 - 石膏板假天花髹乳膠漆 	<p>Bathroom 1 and Bathroom 2</p> <ul style="list-style-type: none"> - Natural stone flooring - Walls finished with natural stone, stainless steel feature, feature glass panel and tempered glass panel up to false ceiling - False ceiling fitted with aluminium panel, gypsum board false ceiling with emulsion paint <p>Master Bathroom</p> <ul style="list-style-type: none"> - Natural stone flooring - Walls finished with natural stone, stainless steel feature, feature glass panel and tempered glass panel up to false ceiling - Gypsum board false ceiling with emulsion paint
(e)	廚房	Kitchen	<ul style="list-style-type: none"> - 地台外露部份鋪砌天然石材 - 牆身外露部份鋪砌天然石材，裝飾不銹鋼及飾面鏡至假天花 - 假天花為鋁板 - 灶台選用天然及人造石材 	<ul style="list-style-type: none"> - Floor (where exposed) finished with natural stone - Walls (where exposed) finished with natural stone, stainless steel panel and feature mirror up to false ceiling - False ceiling fitted with aluminium panel - Counter top finished with natural and artificial stone

2. 室內裝修物料
Interior Finishes12 號洋房
House 12

	細項	Item	描述	Description
(a)	大堂	Lobby	不適用	Not Applicable
(b)	內牆及天花板	Internal wall and ceiling	<ul style="list-style-type: none"> - 客廳及飯廳內牆髹乳膠漆 - 客廳及飯廳的天花為石膏板假陣髹乳膠漆 - 睡房內牆髹乳膠漆至假天花 - 睡房天花為石膏板假陣髹乳膠漆 	<ul style="list-style-type: none"> - The internal walls in living room and dining room finished with emulsion paint - The ceiling of living room and dining room finished with gypsum board bulkhead with emulsion paint - The internal walls in bedrooms finished with emulsion paint, wall finish run up to false ceiling - The ceiling of bedrooms finished with gypsum board bulkhead with emulsion paint
(c)	內部地板	Internal floor	<ul style="list-style-type: none"> - 客廳及飯廳地台鋪砌天然石材配石腳線 - 睡房地台鋪砌木地板配木腳線，窗口附近地板邊緣砌天然石圍邊 (睡房二除外) 	<ul style="list-style-type: none"> - Living Room and Dining Room finished with natural stone flooring and skirting - Bedrooms finished with timber flooring and timber skirting, floor edge areas next to windows finished with natural stone floor border (except for Bedroom 2).
(d)	浴室	Bathroom	<p>浴室一及浴室二</p> <ul style="list-style-type: none"> - 地台鋪砌天然石材 - 牆身鋪砌天然石材，不銹鋼飾面，裝飾玻璃及鋼化玻璃至假天花 - 鋁板假天花及石膏板假天花髹乳膠漆。 <p>主人浴室</p> <ul style="list-style-type: none"> - 地台鋪砌天然石材 - 牆身鋪砌天然石材，不銹鋼飾面，裝飾玻璃及鋼化玻璃至假天花 - 石膏板假天花髹乳膠漆 	<p>Bathroom 1 and Bathroom 2</p> <ul style="list-style-type: none"> - Natural stone flooring - Walls finished with natural stone, stainless steel feature, feature glass panel and tempered glass panel up to false ceiling - False ceiling fitted with aluminium panel, gypsum board false ceiling with emulsion paint <p>Master Bathroom</p> <ul style="list-style-type: none"> - Natural stone flooring - Walls finished with natural stone, stainless steel feature, feature glass panel and tempered glass panel up to false ceiling - Gypsum board false ceiling with emulsion paint
(e)	廚房	Kitchen	<ul style="list-style-type: none"> - 地台外露部份鋪砌天然石材 - 牆身外露部份鋪砌天然石材，裝飾不銹鋼及飾面鏡至假天花 - 假天花為鋁板 - 灶台選用人造石材 	<ul style="list-style-type: none"> - Floor (where exposed) finished with natural stone - Walls (where exposed) finished with natural stone, stainless steel panel and feature mirror up to false ceiling - False ceiling fitted with aluminium panel - Counter top finished with artificial stone

2. 室內裝修物料
Interior Finishes13 號洋房
House 13

	細項	Item	描述	Description
(a)	大堂	Lobby	不適用	Not Applicable
(b)	內牆及天花板	Internal wall and ceiling	<ul style="list-style-type: none"> - 客廳及飯廳內牆髹乳膠漆 - 客廳及飯廳的天花為石膏板假陣髹乳膠漆 - 睡房內牆髹乳膠漆至假天花 - 睡房天花為石膏板假陣髹乳膠漆 	<ul style="list-style-type: none"> - The internal walls in living room and dining room finished with emulsion paint - The ceiling of living room and dining room finished with gypsum board bulkhead with emulsion paint - The internal walls in bedrooms finished with emulsion paint, wall finish run up to false ceiling - The ceiling of bedrooms finished with gypsum board bulkhead with emulsion paint
(c)	內部地板	Internal floor	<ul style="list-style-type: none"> - 客廳及飯廳地台鋪砌天然石材配石腳線 - 睡房地台鋪砌木地板配木腳線，窗口附近地板邊緣砌天然石圍邊 (睡房二除外) 	<ul style="list-style-type: none"> - Living Room and Dining Room finished with natural stone flooring and skirting - Bedrooms finished with timber flooring and timber skirting, floor edge areas next to windows finished with natural stone floor border (except for Bedroom 2).
(d)	浴室	Bathroom	<p>浴室一及浴室二</p> <ul style="list-style-type: none"> - 地台鋪砌天然石材 - 牆身鋪砌天然石材，不銹鋼飾面，裝飾玻璃及鋼化玻璃至假天花 - 鋁板假天花及石膏板假天花髹乳膠漆。 <p>主人浴室</p> <ul style="list-style-type: none"> - 地台鋪砌天然石材 - 牆身鋪砌天然石材，不銹鋼飾面，裝飾玻璃及鋼化玻璃至假天花 - 石膏板假天花髹乳膠漆 	<p>Bathroom 1 and Bathroom 2</p> <ul style="list-style-type: none"> - Natural stone flooring - Walls finished with natural stone, stainless steel feature, feature glass panel and tempered glass panel up to false ceiling - False ceiling fitted with aluminium panel, gypsum board false ceiling with emulsion paint <p>Master Bathroom</p> <ul style="list-style-type: none"> - Natural stone flooring - Walls finished with natural stone, stainless steel feature, feature glass panel and tempered glass panel up to false ceiling - Gypsum board false ceiling with emulsion paint
(e)	廚房	Kitchen	<ul style="list-style-type: none"> - 地台外露部份鋪砌天然石材 - 牆身外露部份鋪砌天然石材，裝飾不銹鋼及飾面鏡至假天花 - 假天花為鋁板 - 灶台選用人造石材 	<ul style="list-style-type: none"> - Floor (where exposed) finished with natural stone - Walls (where exposed) finished with natural stone, stainless steel panel and feature mirror up to false ceiling - False ceiling fitted with aluminium panel - Counter top finished with artificial stone

2. 室內裝修物料
Interior Finishes15 號洋房
House 15

	細項	Item	描述	Description
(a)	大堂	Lobby	不適用	Not Applicable
(b)	內牆及天花板	Internal wall and ceiling	<ul style="list-style-type: none"> - 客廳及飯廳內牆髹乳膠漆 - 客廳及飯廳的天花為石膏板假陣髹乳膠漆 - 睡房內牆髹乳膠漆至假天花 - 睡房天花為石膏板假陣髹乳膠漆 	<ul style="list-style-type: none"> - The internal walls in living room and dining room finished with emulsion paint - The ceiling of living room and dining room finished with gypsum board bulkhead with emulsion paint - The internal walls in bedrooms finished with emulsion paint, wall finish run up to false ceiling - The ceiling of bedrooms finished with gypsum board bulkhead with emulsion paint
(c)	內部地板	Internal floor	<ul style="list-style-type: none"> - 客廳及飯廳地台鋪砌天然石材配石腳線 - 睡房地台鋪砌木地板配木腳線，窗口附近地板邊緣砌天然石圍邊 (睡房二除外) 	<ul style="list-style-type: none"> - Living Room and Dining Room finished with natural stone flooring and skirting - Bedrooms finished with timber flooring and timber skirting, floor edge areas next to windows finished with natural stone floor border (except for Bedroom 2).
(d)	浴室	Bathroom	<p>浴室一及浴室二</p> <ul style="list-style-type: none"> - 地台鋪砌天然石材 - 牆身鋪砌天然石材，不銹鋼飾面，裝飾玻璃及鋼化玻璃至假天花 - 鋁板假天花及石膏板假天花髹乳膠漆。 <p>主人浴室</p> <ul style="list-style-type: none"> - 地台鋪砌天然石材 - 牆身鋪砌天然石材，不銹鋼飾面，裝飾玻璃及鋼化玻璃至假天花 - 石膏板假天花髹乳膠漆 	<p>Bathroom 1 and Bathroom 2</p> <ul style="list-style-type: none"> - Natural stone flooring - Walls finished with natural stone, stainless steel feature, feature glass panel and tempered glass panel up to false ceiling - False ceiling fitted with aluminium panel, gypsum board false ceiling with emulsion paint <p>Master Bathroom</p> <ul style="list-style-type: none"> - Natural stone flooring - Walls finished with natural stone, stainless steel feature, feature glass panel and tempered glass panel up to false ceiling - Gypsum board false ceiling with emulsion paint
(e)	廚房	Kitchen	<ul style="list-style-type: none"> - 地台外露部份鋪砌天然石材 - 牆身外露部份鋪砌天然石材，裝飾不銹鋼及飾面鏡至假天花 - 假天花為鋁板 - 灶台選用人造石材 	<ul style="list-style-type: none"> - Floor (where exposed) finished with natural stone - Walls (where exposed) finished with natural stone, stainless steel panel and feature mirror up to false ceiling - False ceiling fitted with aluminium panel - Counter top finished with artificial stone

2. 室內裝修物料
Interior Finishes16 號洋房
House 16

	細項	Item	描述	Description
(a)	大堂	Lobby	不適用	Not Applicable
(b)	內牆及天花板	Internal wall and ceiling	<ul style="list-style-type: none"> - 客廳及飯廳內牆髹乳膠漆 - 客廳及飯廳的天花為石膏板假陣髹乳膠漆 - 睡房內牆髹乳膠漆至假天花 - 睡房天花為石膏板假陣髹乳膠漆 	<ul style="list-style-type: none"> - The internal walls in living room and dining room finished with emulsion paint - The ceiling of living room and dining room finished with gypsum board bulkhead with emulsion paint - The internal walls in bedrooms finished with emulsion paint, wall finish run up to false ceiling - The ceiling of bedrooms finished with gypsum board bulkhead with emulsion paint
(c)	內部地板	Internal floor	<ul style="list-style-type: none"> - 客廳及飯廳地台鋪砌天然石材配木腳線 - 睡房地台鋪砌木地板配木腳線 	<ul style="list-style-type: none"> - Living Room and Dining Room finished with natural stone with timber skirting - Bedrooms finished with timber flooring with timber skirting
(d)	浴室	Bathroom	<p>浴室一及浴室二</p> <ul style="list-style-type: none"> - 地台鋪砌天然石材 - 牆身鋪砌天然石材及石膏板乳膠漆至假天花 - 石膏板假天花髹乳膠漆 <p>主人浴室</p> <ul style="list-style-type: none"> - 地台鋪砌天然石材 - 牆身鋪砌天然石材，不銹鋼飾面，裝飾玻璃及鋼化玻璃至假天花 - 石膏板假天花髹乳膠漆 	<p>Bathroom 1 and Bathroom 2</p> <ul style="list-style-type: none"> - Natural stone flooring - Walls finished with natural stone and gypsum board with emulsion paint up to false ceiling - Gypsum board false ceiling with emulsion paint <p>Master Bathroom</p> <ul style="list-style-type: none"> - Natural stone flooring - Walls finished with natural stone, stainless steel feature, feature glass panel and tempered glass panel up to false ceiling - Gypsum board false ceiling with emulsion paint
(e)	廚房	Kitchen	<ul style="list-style-type: none"> - 地台外露部份鋪砌天然石材 - 牆身外露部份鋪砌天然石材，裝飾不銹鋼及飾面鏡至假天花 - 假天花為鋁板 - 灶台選用人造石材 	<ul style="list-style-type: none"> - Floor (where exposed) finished with natural stone - Walls (where exposed) finished with natural stone, stainless steel panel and feature mirror up to false ceiling - False ceiling fitted with aluminium panel - Counter top finished with artificial stone

3. 室內裝置

Interior Fittings

1 號洋房

House 1

細項	Item	描述	Description	
(a)	門	Door	<p>車庫層入口大門</p> <ul style="list-style-type: none"> - 每戶均安裝兩道防火實心木單掩門，向停車場之防火實心木單掩門配鋁飾面、木門框配鋁飾面、封口線、氣鼓門鉸、門鎖及門擋。另一向內防火實心木單掩門配木門框、封口線、氣鼓門鉸及門擋。 <p>廚房門</p> <ul style="list-style-type: none"> - 選用木皮面空心木門配木門框、封口線、門鎖、門擋及氣鼓門鉸。 <p>客廳及飯廳門 (進出泳池及後花園)</p> <ul style="list-style-type: none"> - 選用玻璃趟門配鋁門框、門鎖及門擋。 <p>廚房門 (進出前花園)</p> <ul style="list-style-type: none"> - 選用玻璃趟門配鋁門框、門鎖及門擋。 <p>地下洗手間門</p> <ul style="list-style-type: none"> - 選用木皮面空心木門配木門框、封口線、門鎖及門擋。 <p>睡房門</p> <ul style="list-style-type: none"> - 選用木皮面空心木門配木門框、封口線、門鎖及門擋。 <p>主浴室門</p> <ul style="list-style-type: none"> - 選用玻璃趟門配鋁門框。 <p>浴室門</p> <ul style="list-style-type: none"> - 選用木皮面空心木門配木門框、封口線、門鎖及門擋。 <p>多用途房門</p> <ul style="list-style-type: none"> - 選用木皮面空心木門配木門框、封口線、門鎖及門擋。 <p>多用途房洗手間門</p> <ul style="list-style-type: none"> - 選用玻璃趟門配鋁門框。 <p>一樓房門 (進出平台及露台)</p> <ul style="list-style-type: none"> - 選用玻璃趟門配鋁門框、門鎖及門擋。 <p>天台門</p> <ul style="list-style-type: none"> - 選用玻璃掩門配鋁門框、門鎖及門擋。 <p>機電房門 (電機房、濾水機房及水錶房)</p> <ul style="list-style-type: none"> - 防火實心木門配木門框、封口線、門鎖。 	<p>Carport Floor Entrance Door</p> <ul style="list-style-type: none"> - Two layers of fire-rated solid core timber door. Door facing Carpark finished with aluminium finishes, timber door frame finished with aluminium finishes, architrave, door closer hinge, door lockset and door stopper. The other inner one fitted with timber door frame, architrave, door closer hinge and door stopper. <p>Kitchen Door</p> <ul style="list-style-type: none"> - Wood veneered hollow core timber door with timber door frame, architrave, door lockset, door stopper and door closer hinge. <p>Living Room and Dining Room Door (To Swimming Pool and Rear Garden)</p> <ul style="list-style-type: none"> - Glazed sliding door with aluminium door frame, door lockset and door stopper. <p>Kitchen Door (To Front Garden)</p> <ul style="list-style-type: none"> - Glazed sliding door with aluminium door frame, door lockset and door stopper. <p>G/F Lavatory Door</p> <ul style="list-style-type: none"> - Wood veneered hollow core timber door, fitted with timber door frame, architrave, door lockset and door stopper. <p>Bedroom Door</p> <ul style="list-style-type: none"> - Wood veneered hollow core timber door, fitted with timber door frame, architrave, door lockset and door stopper. <p>Master Bathroom Door</p> <ul style="list-style-type: none"> - Glazed sliding door fitted with aluminium door frame. <p>Bathroom Door</p> <ul style="list-style-type: none"> - Wood veneered hollow core timber door, fitted with timber door frame, architrave, door lockset and door stopper. <p>Utility Room Door</p> <ul style="list-style-type: none"> - Wood veneered hollow core timber door, fitted with timber door frame, architrave, door lockset and door stopper. <p>Utility Room Lavatory Door</p> <ul style="list-style-type: none"> - Glazed sliding door with aluminum door frame. <p>1/F Bedroom Door (To Flat Roof and Balcony)</p> <ul style="list-style-type: none"> - Glazed sliding door with aluminium door frame, door lockset and door stopper. <p>Roof Door</p> <ul style="list-style-type: none"> - Glazed door with aluminum door frame, door lockset and door stopper. <p>Plant Room Doors (Electrical Switch Room, Filtration Plant Room and Water Meter Room)</p> <ul style="list-style-type: none"> - Fire-rated solid core timber door with timber door frame, architrave and door lockset.

3. 室內裝置

Interior Fittings

1 號洋房

House 1

細項	Item	描述	Description
(b) 浴室	Bathroom	裝有木製洗手盆櫃配以木皮飾面，玻璃飾面，不銹鋼飾面及天然石材飾面。天然石材檯面和衛生潔具及配件，包括鍍鉻洗面龍頭，鍍鉻混頻器，陶瓷洗手盆，搪瓷鐵浴缸 (長度 1400 毫米 x 闊度 700 毫米 x 深度 410 毫米；主人房浴室用長度 1800 毫米 x 闊度 800 毫米 x 深度 430 毫米)，陶瓷坐廁，不銹鋼毛巾架及不銹鋼皂液器 (主人房浴室)，不銹鋼紙巾架，不銹鋼和玻璃鏡櫃，熱水爐遙控器，煤氣恆溫熱水爐，浴室寶及抽氣扇。 隨樓附送設備及品牌，請參閱 [設備說明]。	Fitted with wooden basin cabinet finished with wood veneer, glass panel, stainless steel panel and natural stone finish. Natural stone counter top and sanitary wares and accessories including chrome plated wash basin mixer, chrome plated bath mixer and shower set, ceramic wash basin, enamelled steel bathtub (1400mm(L) x 700mm(W) x 410mm(D); 1800mm(L) x 800mm(W) x 430mm(D) in master bathroom), ceramic water closet, stainless steel towel holder and stainless steel soap dispenser (in master bathroom), stainless steel paper holder, stainless steel and glass mirror cabinet, water heater remote controller, temperature-modulated gas water heater, thermo ventilator and exhaust fan. For appliances and brand names to be provided with the House, please refer to "Appliances Schedule".
(c) 廚房	Kitchen	選用木製廚櫃系列配木皮飾面，木飾面廚櫃門板，鋁質腳線，不銹鋼洗滌盆及鍍鉻洗手盆水龍頭，另設有咖啡機，酒櫃，雪櫃，電磁爐，燒烤爐，烤爐，蒸爐，洗碗碟機，暖碟機，微波焗爐，抽油煙機，煤氣煮食爐及抽氣扇。冷熱水供水系統採用暗藏銅喉管。 隨樓附送設備及品牌，請參閱 [設備說明]。	Fitted with wooden cabinet with wood veneer, wooden door panels and aluminium skirtings, stainless steel sink with chrome plated sink mixer, and also fitted with coffee machine, wine cellar, refrigerator, induction hob, grill hob, oven, steam oven, dishwasher, warming drawer, microwave oven, cooker hood, gas cooker and exhaust fan. Concealed copper pipes used for hot and cold water supply. For appliances and brand names to be provided with the House, please refer to "Appliances Schedule".
(d) 睡房	Bedroom	沒有設備	No fittings
(e) 電話	Telephone	客廳、所有睡房及起居室均裝妥電話插座。 有關接駁點之數目及位置，請參閱「機電裝置數量說明表」及「機電裝置平面圖」。	Telephone outlets are installed in Living Room, all Bedrooms and Family Room. For the number and location of connection points, please refer to "the Schedule of Mechanical & Electrical Provisions" and "the Mechanical & Electrical Provisions Plan".
(f) 天線	Aerials	客廳、所有睡房及起居室均裝妥公用天線及收音機天線插座。 有關電插座及空調機接駁點之數目及位置，請參閱「機電裝置數量說明表」及「機電裝置平面圖」。	Communal TV and FM outlets are installed in Living Room, all Bedrooms and Family Room. For the number and location of socket outlets and air-conditioners connection points, please refer to "the Schedule of Mechanical & Electrical Provisions" and "the Mechanical & Electrical Provisions Plan".
(g) 電力裝置	Electrical installations	電線均採用暗藏式電線喉管安裝方法，除部份明電線喉管藏於假天花、假陣、石膏板圍邊、裝飾線、廚櫃內。每戶均裝有微型斷路器及包括漏電保護。 提供三相電力供電並備有配電箱及微型斷路器。 有關接駁點之數目及位置，請參閱「機電裝置數量說明表」及「機電裝置平面圖」。	All cables are in concealed conduit system, except some surface conduits enclosed in false ceiling, bulkhead, mouldings, cornices, cabinets. Miniature circuit breakers (MCB) board complete with residual current protection is provided for each house. Three phase electricity supply with distribution board and MCB board are provided. For the number and location of connection points, please refer to "the Schedule of Mechanical & Electrical Provisions" and "the Mechanical & Electrical Provisions Plan".
(h) 氣體供應	Gas supply	煤氣喉接駁煤氣煮食爐及煤氣熱水爐。有關接駁點之位置，請參閱「機電裝置平面圖」。	Town gas supply pipes are provided and connected to gas hob and gas water heater. Please refer to "the Mechanical & Electrical Provisions Plan" for the location of the connection points.

3. 室內裝置

Interior Fittings

1 號洋房

House 1

	細項	Item	描述	Description
(i)	洗衣機接駁點	Washing machine connection point	洗衣乾衣機接駁點位於廚房。並設有洗衣機來水接駁喉位 (其設計為直徑 22 毫米) 及去水接駁喉位 (其設計為直徑 40 毫米)。有關接駁點之位置, 請參閱「機電裝置平面圖」。	Washer dryer connection point is located in Kitchen. Water point of a design of 22mm in diameter and drain point of a design of 40mm in diameter are provided. Please refer to "the Mechanical & Electrical Provisions Plan" for the location of the connection points.
(j)	供水	Water supply	冷熱水喉管全部採用有膠層保護之暗藏銅喉。廚房及浴室均裝有煤氣熱水爐供應廚房及浴室熱水。浴室附有煤氣熱水爐遙控器。	PVC-coated concealed copper pipes are provided for both hot and cold water supply. Hot water supply to Bathroom and Kitchen are provided by gas water heater installed in Bathroom and Kitchen. Remote controller for gas water heater is provided in Bathroom.

3. 室內裝置
Interior Fittings2 號洋房
House 2

細項	Item	描述	Description
(a) 門	Door	<p>車庫層入口大門</p> <ul style="list-style-type: none"> - 每戶均安裝兩道防火實心木單掩門，向停車場之防火實心木單掩門配鋁飾面、木門框配鋁飾面、封口線、氣鼓門鉸、門鎖及門擋。 - 另一向內防火實心木單掩門配木門框、封口線、氣鼓門鉸及門擋。 <p>廚房門</p> <ul style="list-style-type: none"> - 選用裝飾鏡面實心木門配鋼框、門鎖及門擋。 <p>客廳及飯廳門 (進出泳池及後花園)</p> <ul style="list-style-type: none"> - 選用玻璃趟門配鋁門框、門鎖及門擋。 <p>廚房門 (進出前花園)</p> <ul style="list-style-type: none"> - 選用玻璃趟門配鋁門框、門鎖及門擋。 <p>地下洗手間門</p> <ul style="list-style-type: none"> - 選用裝飾鏡面實心木門配鋼門框、門鎖及門擋。 <p>睡房門</p> <ul style="list-style-type: none"> - 選用木皮面實心木門配木門框、門鎖及門擋。 <p>主浴室門</p> <ul style="list-style-type: none"> - 選用玻璃趟門配鋁門框。 <p>浴室門</p> <ul style="list-style-type: none"> - 選用木皮面實心木門配木門框、門鎖及門擋。 <p>多用途房門</p> <ul style="list-style-type: none"> - 選用木皮面空心木門配木門框、門鎖及門擋。 <p>多用途房洗手間門</p> <ul style="list-style-type: none"> - 選用玻璃趟門配鋁門框。 <p>一樓房門 (進出平台及露台)</p> <ul style="list-style-type: none"> - 選用玻璃趟門配鋁門框、門鎖及門擋。 <p>起居室門</p> <ul style="list-style-type: none"> - 選用木皮面實心自動木趟門。 <p>天台門</p> <ul style="list-style-type: none"> - 選用玻璃掩門配鋁門框、門鎖及門擋。 <p>機電房門 (電機房、濾水機房及水錶房)</p> <ul style="list-style-type: none"> - 防火實心木門配木門框、封口線、門鎖。 	<p>Carport Floor Entrance Door</p> <ul style="list-style-type: none"> - Two layers of fire-rated solid core timber door. Door facing Carpark finished with aluminium finishes, timber door frame finished with aluminium finishes, architrave, door closer hinge, door lockset and door stopper. The other inner one fitted with timber door frame, architrave, door closer hinge, door lockset and door stopper. <p>Kitchen Door</p> <ul style="list-style-type: none"> - Featured glass panel solid core timber door with metal door frame, door lockset and door stopper. <p>Living Room and Dining Room Door (To Swimming Pool and Rear Garden)</p> <ul style="list-style-type: none"> - Glazed sliding door with aluminium door frame, door lockset and door stopper. <p>Kitchen Door (To Front Garden)</p> <ul style="list-style-type: none"> - Glazed sliding door with aluminium door frame, door lockset and door stopper. <p>G/F Lavatory Door</p> <ul style="list-style-type: none"> - Featured glass panel solid core timber door, fitted with metal door frame, door lockset and door stopper. <p>Bedroom Door</p> <ul style="list-style-type: none"> - Wood veneered solid core timber door, fitted with timber door frame, door lockset and door stopper. <p>Master Bathroom Door</p> <ul style="list-style-type: none"> - Glazed sliding door with aluminium door frame. <p>Bathroom Door</p> <ul style="list-style-type: none"> - Wood veneered solid core timber door, fitted with timber door frame, door lockset and door stopper. <p>Utility Room Door</p> <ul style="list-style-type: none"> - Wood veneered hollow core timber door, fitted with timber door frame, door lockset and door stopper. <p>Utility Room Lavatory Door</p> <ul style="list-style-type: none"> - Glazed door with aluminum door frame. <p>1/F Bedroom Door (To Flat Roof and Balcony)</p> <ul style="list-style-type: none"> - Glazed sliding door with aluminium door frame, door lockset and door stopper. <p>Family Room Door</p> <ul style="list-style-type: none"> - Wood veneered solid core automatic sliding door. <p>Roof Door</p> <ul style="list-style-type: none"> - Glazed door with aluminum door frame, door lockset and door stopper. <p>Plant Room Doors (Electrical Switch Room, Filtration Plant Room and Water Meter Room)</p> <ul style="list-style-type: none"> - Fire-rated solid core timber door with timber door frame, architrave and door lockset.

3. 室內裝置
Interior Fittings2 號洋房
House 2

細項	Item	描述	Description
(b) 浴室	Bathroom	裝有天然石材檯面和衛生潔具及配件，包括鍍鉻洗面龍頭，鍍鉻混頻器，陶瓷洗手盆，搪瓷鐵浴缸 (長度 1400 毫米 x 闊度 700 毫米 x 深度 410 毫米) 主人房浴室用石材浴缸 (直徑 1500 毫米 x 深度 470 毫米)，陶瓷坐廁 (主人房浴室除外)，主人房浴室用陶瓷坐廁配以電動智能潔廁板，不銹鋼毛巾架、不銹鋼紙巾架，不銹鋼和玻璃鏡櫃，熱水爐遙控器，煤氣恆溫熱水爐及抽氣扇。主人房浴室裝有木製洗手盆櫃配以木皮飾面，玻璃飾面及不銹鋼飾面。廁所二裝有木製洗手盆櫃配以不銹鋼飾面及真皮飾面。 隨樓附送設備及品牌，請參閱 [設備說明]。	Fitted with natural stone counter top and sanitary wares and fittings include chrome plated wash basin mixer, chrome plated bath mixer and shower set, ceramic wash basin, enamelled steel bathtub(1400mm(L) x 700mm(W) x 410mm(D), marble form bathtub (1500mm (diameter) x 470mm(depth) in master bathroom, ceramic water closet (except for master bathroom), ceramic water closet with electronic toilet seat in master bathroom, stainless steel towel bar, stainless steel paper holder, stainless steel and glass mirror cabinet,water heater remote controller, temperature-modulated gas water heater and exhaust fan. Master bathroom fitted with timber basin cabinet with wood veneer, glass panel, stainless steel feature. Bathroom 2 fitted with timber basin cabinet with stainless steel feature and leather finish. For appliances provision and brand names, please refer to "Appliances Schedule"
(c) 廚房	Kitchen	選用木製廚櫃系列配木皮飾面，木飾面廚櫃門板，鋁質腳線，不銹鋼洗滌盆及鍍鉻洗手盆水龍頭，另設有咖啡機，酒櫃，雪櫃，電磁爐，燒烤爐，烤爐，蒸爐，洗碗碟機，暖碟機，微波焗爐，抽油煙機，煤氣煮食爐及抽氣扇。冷熱水供水系統採用暗藏銅喉管。 隨樓附送設備及品牌，請參閱 [設備說明]。	Fitted with wooden cabinet with wood veneer, wooden door panels and aluminium skirtings, stainless steel sink with chrome plated sink mixer, and also fitted with coffee machine, wine cellar, refrigerator, induction hob, grill hob, oven, steam oven, dishwasher, warming drawer, microwave oven, cooker hood, gas cooker and exhaust fan. Concealed copper pipes used for hot and cold water supply. For appliances and brand names to be provided with the House, please refer to "Appliances Schedule".
(d) 睡房	Bedroom	沒有設備	No fittings
(e) 電話	Telephone	客廳、所有睡房及家庭廳均裝妥電話插座。 有關接駁點之數目及位置，請參閱「機電裝置數量說明表」及「機電裝置平面圖」。	Telephone outlets are installed in Living Room, all Bedrooms and Family Room. For the number and location of connection points, please refer to "the Schedule of Mechanical & Electrical Provisions" and "the Mechanical & Electrical Provisions Plan".
(f) 天線	Aerials	客廳、所有睡房及起居室均裝妥公用天線及收音機天線插座。 有關電插座及空調機接駁點之數目及位置，請參閱「機電裝置數量說明表」及「機電裝置平面圖」。	Communal TV and FM outlets are installed in Living Room, all Bedrooms and Family Room. For the number and location of socket outlets and air-conditioners connection points, please refer to "the Schedule of Mechanical & Electrical Provisions" and "the Mechanical & Electrical Provisions Plan".
(g) 電力裝置	Electrical installations	電線均採用暗藏式電線喉管安裝方法，除部份明電線喉管藏於假天花、假陣、石膏板圍邊、裝飾線、廚櫃內。每戶均裝有微型斷路器及包括漏電保護。 提供三相電力供電並備有配電箱及微型斷路器。 有關接駁點之數目及位置，請參閱「機電裝置數量說明表」及「機電裝置平面圖」。	All cables are in concealed conduit system, except some surface conduits enclosed in false ceiling, bulkhead, mouldings, cornices, cabinets. Miniature circuit breakers (MCB) board complete with residual current protection is provided for each house. Three phase electricity supply with distribution board and MCB board are provided. For the number and location of connection points, please refer to "the Schedule of Mechanical & Electrical Provisions" and "the Mechanical & Electrical Provisions Plan".
(h) 氣體供應	Gas supply	煤氣喉接駁煤氣煮食爐及煤氣熱水爐。有關接駁點之位置，請參閱「機電裝置平面圖」。	Town gas supply pipes are provided and connected to gas hob and gas water heater. Please refer to "the Mechanical & Electrical Provisions Plan" for the location of the connection points.

3. 室內裝置

Interior Fittings

2 號洋房

House 2

	細項	Item	描述	Description
(i)	洗衣機接駁點	Washing machine connection point	洗衣乾衣機接駁點位於廚房。並設有洗衣機來水接駁喉位 (其設計為直徑 22 毫米) 及去水接駁喉位 (其設計為直徑 40 毫米)。有關接駁點之位置, 請參閱「機電裝置平面圖」。	Washer dryer connection point is located in Kitchen. Water point of a design of 22mm in diameter and drain point of a design of 40mm in diameter are provided. Please refer to "the Mechanical & Electrical Provisions Plan" for the location of the connection points.
(j)	供水	Water supply	冷熱水喉管全部採用有膠層保護之暗藏銅喉。廚房及浴室均裝有煤氣熱水爐供應廚房及浴室熱水。浴室附有煤氣熱水爐遙控器。	PVC-coated concealed copper pipes are provided for both hot and cold water supply. Hot water supply to Bathroom and Kitchen are provided by gas water heater installed in Bathroom and Kitchen. Remote controller for gas water heater is provided in Bathroom.

3. 室內裝置

Interior Fittings

3 號洋房

House 3

細項	Item	描述	Description
(a) 門	Door	<p>車庫層入口大門</p> <ul style="list-style-type: none"> - 每戶均安裝兩道防火實心木單掩門，向停車場之防火實心木單掩門配鋁飾面、木門框配鋁飾面、封口線、氣鼓門鉸、門鎖及門擋。另一向內防火實心木單掩門配木門框、封口線、氣鼓門鉸及門擋。 <p>廚房門</p> <ul style="list-style-type: none"> - 選用木皮面空心木門配木門框、封口線、門鎖、門擋及氣鼓門鉸。 <p>客廳及飯廳門 (進出泳池及後花園)</p> <ul style="list-style-type: none"> - 選用玻璃趟門配鋁門框、門鎖及門擋。 <p>廚房門 (進出前花園)</p> <ul style="list-style-type: none"> - 選用玻璃趟門配鋁門框、門鎖及門擋。 <p>地下洗手間門</p> <ul style="list-style-type: none"> - 選用木皮面空心木門配木門框、封口線、門鎖及門擋。 <p>睡房門</p> <ul style="list-style-type: none"> - 選用木皮面空心木門配木門框、封口線、門鎖及門擋。 <p>主浴室門</p> <ul style="list-style-type: none"> - 選用玻璃趟門配鋁門框。 <p>浴室門</p> <ul style="list-style-type: none"> - 選用木皮面空心木門配木門框、封口線、門鎖及門擋。 <p>多用途房門</p> <ul style="list-style-type: none"> - 選用木皮面空心木門配木門框、封口線、門鎖及門擋。 <p>多用途房洗手間門</p> <ul style="list-style-type: none"> - 選用玻璃趟門配鋁門框。 <p>一樓房門 (進出平台及露台)</p> <ul style="list-style-type: none"> - 選用玻璃趟門配鋁門框、門鎖及門擋。 <p>天台門</p> <ul style="list-style-type: none"> - 選用玻璃掩門配鋁門框、門鎖及門擋。 <p>機電房門 (電機房、濾水機房及水錶房)</p> <ul style="list-style-type: none"> - 防火實心木門配木門框、封口線、門鎖。 	<p>Carport Floor Entrance Door</p> <ul style="list-style-type: none"> - Two layers of fire-rated solid core timber door. Door facing Carpark finished with aluminium finishes, timber door frame, finished with aluminium finishes, architrave, door closer hinge, door lockset and door stopper. The other inner one fitted with timber door frame, architrave, door closer hinge and door stopper. <p>Kitchen Door</p> <ul style="list-style-type: none"> - Wood veneered hollow core timber door with timber door frame, architrave, door lockset, door stopper and door closer hinge. <p>Living Room and Dining Room Door (To Swimming Pool and Rear Garden)</p> <ul style="list-style-type: none"> - Glazed sliding door fitted with aluminium door frame, door lockset and door stopper. <p>Kitchen Door (To Front Garden)</p> <ul style="list-style-type: none"> - Glazed sliding door fitted with aluminium door frame, door lockset and door stopper. <p>G/F Lavatory Door</p> <ul style="list-style-type: none"> - Wood veneered hollow core timber door, fitted with timber door frame, architrave, door lockset and door stopper. <p>Bedroom Door</p> <ul style="list-style-type: none"> - Wood veneered hollow core timber door, fitted with timber door frame, architrave, door lockset and door stopper. <p>Master Bathroom Door</p> <ul style="list-style-type: none"> - Glazed sliding door fitted with aluminium door frame. <p>Bathroom Door</p> <ul style="list-style-type: none"> - Wood veneered hollow core timber door, fitted with timber door frame, architrave, door lockset and door stopper. <p>Utility Room Door</p> <ul style="list-style-type: none"> - Wood veneered hollow core timber door, fitted with timber door frame, architrave, door lockset and door stopper. <p>Utility Room Lavatory Door</p> <ul style="list-style-type: none"> - Glazed sliding door fitted with aluminum door frame. <p>1/F Bedroom Door (To Flat Roof and Balcony)</p> <ul style="list-style-type: none"> - Glazed sliding door fitted with aluminium door frame, door lockset and door stopper. <p>Roof Door</p> <ul style="list-style-type: none"> - Glazed door fitted with aluminum door frame, door lockset and door stopper <p>Plant Room Doors (Electrical Switch Room, Filtration Plant Room and Water Meter Room)</p> <ul style="list-style-type: none"> - Fire-rated solid core timber door with timber door frame, architrave and door lockset.

3. 室內裝置
Interior Fittings3 號洋房
House 3

細項	Item	描述	Description
(b) 浴室	Bathroom	裝有木製洗手盆櫃配以木皮飾面，玻璃飾面，不銹鋼飾面及天然石材飾面。天然石材檯面和衛生潔具及配件，包括鍍鉻洗面龍頭，鍍鉻混頻器，陶瓷洗手盆，搪瓷鐵浴缸 (長度 1400 毫米 x 闊度 700 毫米 x 深度 410 毫米；主人房浴室用長度 1800 毫米 x 闊度 800 毫米 x 深度 430 毫米)，陶瓷坐廁，不銹鋼毛巾架及不銹鋼皂液器 (主人房浴室)，不銹鋼紙巾架，不銹鋼和玻璃鏡櫃，熱水爐遙控器，煤氣恆溫熱水爐，浴室寶及抽氣扇。 隨樓附送設備及品牌，請參閱 [設備說明]。	Fitted with wooden basin cabinet finished with wood veneer, glass panel, stainless steel panel and natural stone finish. Natural stone counter top and sanitary wares and accessories including chrome plated wash basin mixer, chrome plated bath mixer and shower set, ceramic wash basin, enamelled steel bathtub (1400mm(L) x 700mm(W) x 410mm(D); 1800mm(L) x 800mm(W) x 430mm(D) in master bathroom), ceramic water closet, stainless steel towel holder and stainless steel soap dispenser (in master bathroom), stainless steel paper holder, stainless steel and glass mirror cabinet, water heater remote controller, temperature-modulated gas water heater, thermo ventilator and exhaust fan. For appliances and brand names to be provided with the House, please refer to "Appliances Schedule".
(c) 廚房	Kitchen	選用木製廚櫃系列配木皮飾面，木飾面廚櫃門板，鋁質腳線，不銹鋼洗滌盆及鍍鉻洗手盆水龍頭，另設有咖啡機，酒櫃，雪櫃，電磁爐，燒烤爐，烤爐，蒸爐，洗碗碟機，暖碟機，微波焗爐，抽油煙機，煤氣煮食爐及抽氣扇。冷熱水供水系統採用暗藏銅喉管。 隨樓附送設備及品牌，請參閱 [設備說明]。	'Fitted with wooden cabinet with wood veneer, wooden door panels and aluminium skirtings, stainless steel sink with chrome plated sink mixer, and also fitted with coffee machine, wine cellar, refrigerator, induction hob, grill hob, oven, steam oven, dishwasher, warming drawer, microwave oven, cooker hood, gas cooker and exhaust fan. Concealed copper pipes used for hot and cold water supply. For appliances and brand names to be provided with the House, please refer to "Appliances Schedule".
(d) 睡房	Bedroom	沒有設備	No fittings
(e) 電話	Telephone	客廳、所有睡房及起居室均裝妥電話插座。 有關接駁點之數目及位置，請參閱「機電裝置數量說明表」及「機電裝置平面圖」。	Telephone outlets are installed in Living Room, all Bedrooms and Family Room. For the number and location of connection points, please refer to "the Schedule of Mechanical & Electrical Provisions" and "the Mechanical & Electrical Provisions Plan".
(f) 天線	Aerials	客廳、所有睡房及起居室均裝妥公用天線及收音機天線插座。 有關電插座及空調機接駁點之數目及位置，請參閱「機電裝置數量說明表」及「機電裝置平面圖」。	Communal TV and FM outlets are installed in Living Room, all Bedrooms and Family Room. For the number and location of power points and air-conditioners connection points, please refer to "the Schedule of Mechanical & Electrical Provisions" and "the Mechanical & Electrical Provisions Plan".
(g) 電力裝置	Electrical installations	電線均採用暗藏式電線喉管安裝方法，除部份明電線喉管藏於假天花、假陣、石膏板圍邊、裝飾線、廚櫃內。每戶均裝有微型斷路器及包括漏電保護。 提供三相電力供電並備有配電箱及微型斷路器。 有關接駁點之數目及位置，請參閱「機電裝置數量說明表」及「機電裝置平面圖」。	All cables are in concealed conduit system, except some surface conduits enclosed in false ceiling, bulkhead, mouldings, cornices, cabinets. Miniature circuit breakers (MCB) board complete with residual current protection is provided for each house. Three phase electricity supply with distribution board and MCB board are provided. For the number and location of connection points, please refer to "the Schedule of Mechanical & Electrical Provisions" and "the Mechanical & Electrical Provisions Plan".
(h) 氣體供應	Gas supply	煤氣喉接駁煤氣煮食爐及煤氣熱水爐。有關接駁點之位置，請參閱「機電裝置平面圖」。	Town gas supply pipes are provided and connected to gas hob and gas water heater. Please refer to "the Mechanical & Electrical Provisions Plan" for the location of the connection points.

3. 室內裝置
Interior Fittings3 號洋房
House 3

	細項	Item	描述	Description
(i)	洗衣機接駁點	Washing machine connection point	洗衣乾衣機接駁點位於廚房。並設有洗衣機來水接駁喉位 (其設計為直徑 22 毫米) 及去水接駁喉位 (其設計為直徑 40 毫米)。有關接駁點之位置, 請參閱「機電裝置平面圖」。	Washer dryer connection point is located in Kitchen. Water point of a design of 22mm in diameter and drain point of a design of 40mm in diameter are provided. Please refer to "the Mechanical & Electrical Provisions Plan" for the location of the connection points.
(j)	供水	Water supply	冷熱水喉管全部採用有膠層保護之暗藏銅喉。廚房及浴室均裝有煤氣熱水爐供應廚房及浴室熱水。浴室附有煤氣熱水爐遙控器。	PVC-coated concealed copper pipes are provided for both hot and cold water supply. Hot water supply to Bathroom and Kitchen are provided by gas water heater installed in Bathroom and Kitchen. Remote controller for gas water heater is provided in Bathroom.

3. 室內裝置
Interior Fittings5 號洋房
House 5

細項	Item	描述	Description
(a) 門	Door	<p>車庫層入口大門</p> <ul style="list-style-type: none"> - 每戶均安裝兩道防火實心木單掩門，向停車場之防火實心木單掩門配鋁飾面、木門框配鋁飾面、封口線、氣鼓門鉸、門鎖及門擋。另一向內防火實心木單掩門配木門框、封口線、氣鼓門鉸及門擋。 <p>廚房門</p> <ul style="list-style-type: none"> - 選用木皮面空心木門配木門框、封口線、門鎖、門擋及氣鼓門鉸。 <p>客廳及飯廳門 (進出泳池及後花園)</p> <ul style="list-style-type: none"> - 選用玻璃趟門配鋁門框、門鎖及門擋。 <p>廚房門 (進出前花園)</p> <ul style="list-style-type: none"> - 選用玻璃趟門配鋁門框、門鎖及門擋。 <p>地下洗手間門</p> <ul style="list-style-type: none"> - 選用木皮面空心木門配木門框、封口線、門鎖及門擋。 <p>睡房門</p> <ul style="list-style-type: none"> - 選用木皮面空心木門配木門框、封口線、門鎖及門擋。 <p>主浴室門</p> <ul style="list-style-type: none"> - 選用玻璃趟門配鋁門框。 <p>浴室門</p> <ul style="list-style-type: none"> - 選用木皮面空心木門配木門框、封口線、門鎖及門擋。 <p>多用途房門</p> <ul style="list-style-type: none"> - 選用木皮面空心木門配木門框、封口線、門鎖及門擋。 <p>多用途房洗手間門</p> <ul style="list-style-type: none"> - 選用玻璃趟門配鋁門框。 <p>一樓房門 (進出平台及露台)</p> <ul style="list-style-type: none"> - 選用玻璃趟門配鋁門框、門鎖及門擋。 <p>天台門</p> <ul style="list-style-type: none"> - 選用玻璃掩門配鋁門框、門鎖及門擋。 <p>機電房門 (電機房、濾水機房及水錶房)</p> <ul style="list-style-type: none"> - 防火實心木門配木門框、封口線、門鎖。 	<p>Carport Floor Entrance Door</p> <ul style="list-style-type: none"> - Two layers of fire-rated solid core timber door. Door facing Carpark finished with aluminium finishes, timber door frame finished with aluminium finishes, architrave, door closer hinge, door lockset and door stopper. The other inner one fitted with timber door frame, architrave, door closer hinge and door stopper. <p>Kitchen Door</p> <ul style="list-style-type: none"> - Wood veneered hollow core timber door with timber door frame, architrave, door lockset, door stopper and door closer hinge. <p>Living Room and Dining Room Door (To Swimming Pool and Rear Garden)</p> <ul style="list-style-type: none"> - Glazed sliding door with aluminium door frame, door lockset and door stopper. <p>Kitchen Door (To Front Garden)</p> <ul style="list-style-type: none"> - Glazed sliding door with aluminium door frame, door lockset and door stopper. <p>G/F Lavatory Door</p> <ul style="list-style-type: none"> - Wood veneered hollow core timber door, fitted with timber door frame, architrave, door lockset and door stopper. <p>Bedroom Door</p> <ul style="list-style-type: none"> - Wood veneered hollow core timber door, fitted with timber door frame, architrave, door lockset and door stopper. <p>Master Bathroom Door</p> <ul style="list-style-type: none"> - Glazed sliding door fitted with aluminium door frame. <p>Bathroom Door</p> <ul style="list-style-type: none"> - Wood veneered hollow core timber door, fitted with timber door frame, architrave, door lockset. <p>Utility Room Door</p> <ul style="list-style-type: none"> - Wood veneered hollow core timber door, fitted with timber door frame, architrave, door lockset and door stopper. <p>Utility Room Lavatory Door</p> <ul style="list-style-type: none"> - Glazed sliding door with aluminum door frame. <p>1/F Bedroom Door (To Flat Roof and Balcony)</p> <ul style="list-style-type: none"> - Glazed sliding door with aluminium door frame, door lockset and door stopper. <p>Roof Door</p> <ul style="list-style-type: none"> - Glazed door with aluminum door frame, door lockset and door stopper. <p>Plant Room Doors (Electrical Switch Room, Filtration Plant Room and Water Meter Room)</p> <ul style="list-style-type: none"> - Fire-rated solid core timber door with timber door frame, architrave and door lockset.

3. 室內裝置
Interior Fittings5 號洋房
House 5

細項	Item	描述	Description
(b) 浴室	Bathroom	裝有木製洗手盆櫃配以木皮飾面，玻璃飾面，不銹鋼飾面及天然石材飾面。天然石材檯面和衛生潔具及配件，包括鍍鉻洗面龍頭，鍍鉻混頻器，陶瓷洗手盆，搪瓷鐵浴缸 (長度 1400 毫米 x 闊度 700 毫米 x 深度 410 毫米；主人房浴室用長度 1800 毫米 x 闊度 800 毫米 x 深度 430 毫米)，陶瓷坐廁，不銹鋼毛巾架及不銹鋼皂液器 (主人房浴室)，不銹鋼紙巾架，不銹鋼和玻璃鏡櫃，熱水爐遙控器，煤氣恆溫熱水爐，浴室寶及抽氣扇。 隨樓附送設備及品牌，請參閱 [設備說明]。	Fitted with wooden basin cabinet finished with wood veneer, glass panel, stainless steel panel and natural stone finish. Natural stone counter top and sanitary wares and accessories including chrome plated wash basin mixer, chrome plated bath mixer and shower set, ceramic wash basin, enamelled steel bathtub (1400mm(L) x 700mm(W) x 410mm(D); 1800mm(L) x 800mm(W) x 430mm(D) in master bathroom), ceramic water closet, stainless steel towel holder and stainless steel soap dispenser (in master bathroom), stainless steel paper holder, stainless steel and glass mirror cabinet, water heater remote controller, temperature-modulated gas water heater, thermo ventilator and exhaust fan. For appliances and brand names to be provided with the House, please refer to "Appliances Schedule".
(c) 廚房	Kitchen	選用木製廚櫃系列配木皮飾面，木飾面廚櫃門板，鋁質腳線，不銹鋼洗滌盆及鍍鉻洗手盆水龍頭，另設有咖啡機，酒櫃，雪櫃，電磁爐，燒烤爐，烤爐，蒸爐，洗碗碟機，暖碟機，微波焗爐，抽油煙機，煤氣煮食爐及抽氣扇。冷熱水供水系統採用暗藏銅喉管。 隨樓附送設備及品牌，請參閱 [設備說明]。	Fitted with wooden cabinet with wood veneer, wooden door panels and aluminium skirtings, stainless steel sink with chrome plated sink mixer, and also fitted with coffee machine, wine cellar, refrigerator, induction hob, grill hob, oven, steam oven, dishwasher, warming drawer, microwave oven, cooker hood, gas cooker and exhaust fan. Concealed copper pipes used for hot and cold water supply. For appliances and brand names to be provided with the House, please refer to "Appliances Schedule".
(d) 睡房	Bedroom	沒有設備	No fittings
(e) 電話	Telephone	客廳、所有睡房及起居室均裝妥電話插座。 有關接駁點之數目及位置，請參閱「機電裝置數量說明表」及「機電裝置平面圖」。	Telephone outlets are installed in Living Room, all Bedrooms and Family Room. For the number and location of connection points, please refer to "the Schedule of Mechanical & Electrical Provisions" and "the Mechanical & Electrical Provisions Plan".
(f) 天線	Aerials	客廳、所有睡房及起居室均裝妥公用天線及收音機天線插座。 有關電插座及空調機接駁點之數目及位置，請參閱「機電裝置數量說明表」及「機電裝置平面圖」。	Communal TV and FM outlets are installed in Living Room, all Bedrooms and Family Room. For the number and location of socket outlets and air-conditioners connection points, please refer to "the Schedule of Mechanical & Electrical Provisions" and "the Mechanical & Electrical Provisions Plan".
(g) 電力裝置	Electrical installations	電線均採用暗藏式電線喉管安裝方法，除部份明電線喉管藏於假天花、假陣、石膏板圍邊、裝飾線、廚櫃內。每戶均裝有微型斷路器及包括漏電保護。 提供三相電力供電並備有配電箱及微型斷路器。 有關接駁點之數目及位置，請參閱「機電裝置數量說明表」及「機電裝置平面圖」。	All cables are in concealed conduit system, except some surface conduits enclosed in false ceiling, bulkhead, mouldings, cornices, cabinets. Miniature circuit breakers (MCB) board complete with residual current protection is provided for each house. Three phase electricity supply with distribution board and MCB board are provided. For the number and location of connection points, please refer to "the Schedule of Mechanical & Electrical Provisions" and "the Mechanical & Electrical Provisions Plan".
(h) 氣體供應	Gas supply	煤氣喉接駁煤氣煮食爐及煤氣熱水爐。有關接駁點之位置，請參閱「機電裝置平面圖」。	Town gas supply pipes are provided and connected to gas hob and gas water heater. Please refer to "the Mechanical & Electrical Provisions Plan" for the location of the connection points.

3. 室內裝置

Interior Fittings

5 號洋房

House 5

	細項	Item	描述	Description
(i)	洗衣機接駁點	Washing machine connection point	洗衣乾衣機接駁點位於廚房。並設有洗衣機來水接駁喉位 (其設計為直徑 22 毫米) 及去水接駁喉位 (其設計為直徑 40 毫米)。有關接駁點之位置, 請參閱「機電裝置平面圖」。	Washer dryer connection point is located in Kitchen. Water point of a design of 22mm in diameter and drain point of a design of 40mm in diameter are provided. Please refer to "the Mechanical & Electrical Provisions Plan" for the location of the connection points.
(j)	供水	Water supply	冷熱水喉管全部採用有膠層保護之暗藏銅喉。廚房及浴室均裝有煤氣熱水爐供應廚房及浴室熱水。浴室附有煤氣熱水爐遙控器。	PVC-coated concealed copper pipes are provided for both hot and cold water supply. Hot water supply to Bathroom and Kitchen are provided by gas water heater installed in Bathroom and Kitchen. Remote controller for gas water heater is provided in Bathroom.

3. 室內裝置
Interior Fittings6 號洋房
House 6

細項	Item	描述	Description
(a) 門	Door	<p>車庫層入口大門</p> <ul style="list-style-type: none"> - 每戶均安裝兩道防火實心木單掩門，向停車場之防火實心木單掩門配鋁飾面、木門框配鋁飾面、封口線、氣鼓門鉸、門鎖及門擋。另一向內防火實心木單掩門配木門框、封口線、氣鼓門鉸及門擋。 <p>廚房門</p> <ul style="list-style-type: none"> - 選用木皮面空心木門配木門框、封口線、門鎖、門擋及氣鼓門鉸。 <p>客廳及飯廳門 (進出泳池及後花園)</p> <ul style="list-style-type: none"> - 選用玻璃趟門配鋁門框、門鎖及門擋。 <p>廚房門 (進出前花園)</p> <ul style="list-style-type: none"> - 選用玻璃趟門配鋁門框、門鎖及門擋。 <p>地下洗手間門</p> <ul style="list-style-type: none"> - 選用木皮面空心木門配木門框、封口線、門鎖及門擋。 <p>睡房門</p> <ul style="list-style-type: none"> - 選用木皮面空心木門配木門框、封口線、門鎖及門擋。 <p>主浴室門</p> <ul style="list-style-type: none"> - 選用玻璃趟門配鋁門框。 <p>浴室門</p> <ul style="list-style-type: none"> - 選用木皮面空心木門配木門框、封口線、門鎖及門擋。 <p>多用途房門</p> <ul style="list-style-type: none"> - 選用木皮面空心木門配木門框、封口線、門鎖及門擋。 <p>多用途房洗手間門</p> <ul style="list-style-type: none"> - 選用玻璃趟門配鋁門框。 <p>一樓房門 (進出平台及露台)</p> <ul style="list-style-type: none"> - 選用玻璃趟門配鋁門框、門鎖及門擋。 <p>天台門</p> <ul style="list-style-type: none"> - 選用玻璃掩門配鋁門框、門鎖及門擋。 <p>機電房門 (電機房、濾水機房及水錶房)</p> <ul style="list-style-type: none"> - 防火實心木門配木門框、封口線、門鎖。 	<p>Carport Floor Entrance Door</p> <ul style="list-style-type: none"> - Two layers of fire-rated solid core timber door. Door facing Carpark finished with aluminium finishes, timber door frame finished with aluminium finishes, architrave, door closer hinge, door lockset and door stopper. The other inner one fitted with timber door frame, architrave, door closer hinge and door stopper. <p>Kitchen Door</p> <ul style="list-style-type: none"> - Wood veneered hollow core timber door with timber door frame, architrave, door lockset, door stopper and door closer hinge. <p>Living Room and Dining Room Door (To Swimming Pool and Rear Garden)</p> <ul style="list-style-type: none"> - Glazed sliding door with aluminium door frame, door lockset and door stopper. <p>Kitchen Door (To Front Garden)</p> <ul style="list-style-type: none"> - Glazed sliding door with aluminium door frame, door lockset and door stopper. <p>G/F Lavatory Door</p> <ul style="list-style-type: none"> - Wood veneered hollow core timber door, fitted with timber door frame, architrave, door lockset and door stopper. <p>Bedroom Door</p> <ul style="list-style-type: none"> - Wood veneered hollow core timber door, fitted with timber door frame, architrave, door lockset and door stopper. <p>Master Bathroom Door</p> <ul style="list-style-type: none"> - Glazed sliding door fitted with aluminium door frame. <p>Bathroom Door</p> <ul style="list-style-type: none"> - Wood veneered hollow core timber door, fitted with timber door frame, architrave, door lockset. <p>Utility Room Door</p> <ul style="list-style-type: none"> - Wood veneered hollow core timber door, fitted with timber door frame, architrave, door lockset and door stopper. <p>Utility Room Lavatory Door</p> <ul style="list-style-type: none"> - Glazed sliding door with aluminum door frame. <p>1/F Bedroom Door (To Flat Roof and Balcony)</p> <ul style="list-style-type: none"> - Glazed sliding door with aluminium door frame, door lockset and door stopper. <p>Roof Door</p> <ul style="list-style-type: none"> - Glazed door with aluminum door frame, door lockset and door stopper. <p>Plant Room Doors (Electrical Switch Room, Filtration Plant Room and Water Meter Room)</p> <ul style="list-style-type: none"> - Fire-rated solid core timber door with timber door frame, architrave and door lockset.

3. 室內裝置
Interior Fittings6 號洋房
House 6

細項	Item	描述	Description
(b) 浴室	Bathroom	裝有木製洗手盆櫃配以木皮飾面，玻璃飾面，不銹鋼飾面及天然石材飾面。天然石材檯面和衛生潔具及配件，包括鍍鉻洗面龍頭，鍍鉻混頻器，陶瓷洗手盆，搪瓷鐵浴缸 (長度 1400 毫米 x 闊度 700 毫米 x 深度 410 毫米；主人房浴室用長度 1800 毫米 x 闊度 800 毫米 x 深度 430 毫米)，陶瓷坐廁，不銹鋼毛巾架及不銹鋼皂液器 (主人房浴室)，不銹鋼紙巾架，不銹鋼和玻璃鏡櫃，熱水爐遙控器，煤氣恆溫熱水爐，浴室寶及抽氣扇。 隨樓附送設備及品牌，請參閱 [設備說明]。	Fitted with wooden basin cabinet finished with wood veneer, glass panel, stainless steel panel and natural stone finish. Natural stone counter top and sanitary wares and accessories including chrome plated wash basin mixer, chrome plated bath mixer and shower set, ceramic wash basin, enamelled steel bathtub (1400mm(L) x 700mm(W) x 410mm(D); 1800mm(L) x 800mm(W) x 430mm(D) in master bathroom), ceramic water closet, stainless steel towel holder and stainless steel soap dispenser (in master bathroom), stainless steel paper holder, stainless steel and glass mirror cabinet, water heater remote controller, temperature-modulated gas water heater, thermo ventilator and exhaust fan. For appliances and brand names to be provided with the House, please refer to "Appliances Schedule".
(c) 廚房	Kitchen	選用木製廚櫃系列配木皮飾面，木飾面廚櫃門板，鋁質腳線，不銹鋼洗滌盆及鍍鉻洗手盆水龍頭，另設有咖啡機，酒櫃，雪櫃，電磁爐，燒烤爐，烤爐，蒸爐，洗碗碟機，暖碟機，微波焗爐，抽油煙機，煤氣煮食爐及抽氣扇。冷熱水供水系統採用暗藏銅喉管。 隨樓附送設備及品牌，請參閱 [設備說明]。	Fitted with wooden cabinet with wood veneer, wooden door panels and aluminium skirtings, stainless steel sink with chrome plated sink mixer, and also fitted with coffee machine, wine cellar, refrigerator, induction hob, grill hob, oven, steam oven, dishwasher, warming drawer, microwave oven, cooker hood, gas cooker and exhaust fan. Concealed copper pipes used for hot and cold water supply. For appliances and brand names to be provided with the House, please refer to "Appliances Schedule".
(d) 睡房	Bedroom	沒有設備	No fittings
(e) 電話	Telephone	客廳、所有睡房及起居室均裝妥電話插座。 有關接駁點之數目及位置，請參閱「機電裝置數量說明表」及「機電裝置平面圖」。	Telephone outlets are installed in Living Room, all Bedrooms and Family Room. For the number and location of connection points, please refer to "the Schedule of Mechanical & Electrical Provisions" and "the Mechanical & Electrical Provisions Plan".
(f) 天線	Aerials	客廳、所有睡房及起居室均裝妥公用天線及收音機天線插座。 有關電插座及空調機接駁點之數目及位置，請參閱「機電裝置數量說明表」及「機電裝置平面圖」。	Communal TV and FM outlets are installed in Living Room, all Bedrooms and Family Room. For the number and location of socket outlets and air-conditioners connection points, please refer to "the Schedule of Mechanical & Electrical Provisions" and "the Mechanical & Electrical Provisions Plan".
(g) 電力裝置	Electrical installations	電線均採用暗藏式電線喉管安裝方法，除部份明電線喉管藏於假天花、假陣、石膏板圍邊、裝飾線、廚櫃內。每戶均裝有微型斷路器及包括漏電保護。 提供三相電力供電並備有配電箱及微型斷路器。 有關接駁點之數目及位置，請參閱「機電裝置數量說明表」及「機電裝置平面圖」。	All cables are in concealed conduit system, except some surface conduits enclosed in false ceiling, bulkhead, mouldings, cornices, cabinets. Miniature circuit breakers (MCB) board complete with residual current protection is provided for each house. Three phase electricity supply with distribution board and MCB board are provided. For the number and location of connection points, please refer to "the Schedule of Mechanical & Electrical Provisions" and "the Mechanical & Electrical Provisions Plan".
(h) 氣體供應	Gas supply	煤氣喉接駁煤氣煮食爐及煤氣熱水爐。有關接駁點之位置，請參閱「機電裝置平面圖」。	Town gas supply pipes are provided and connected to gas hob and gas water heater. Please refer to "the Mechanical & Electrical Provisions Plan" for the location of the connection points.

3. 室內裝置

Interior Fittings

6 號洋房

House 6

	細項	Item	描述	Description
(i)	洗衣機接駁點	Washing machine connection point	洗衣乾衣機接駁點位於廚房。並設有洗衣機來水接駁喉位 (其設計為直徑 22 毫米) 及去水接駁喉位 (其設計為直徑 40 毫米)。有關接駁點之位置, 請參閱「機電裝置平面圖」。	Washer dryer connection point is located in Kitchen. Water point of a design of 22mm in diameter and drain point of a design of 40mm in diameter are provided. Please refer to "the Mechanical & Electrical Provisions Plan" for the location of the connection points.
(j)	供水	Water supply	冷熱水喉管全部採用有膠層保護之暗藏銅喉。廚房及浴室均裝有煤氣熱水爐供應廚房及浴室熱水。浴室附有煤氣熱水爐遙控器。	PVC-coated concealed copper pipes are provided for both hot and cold water supply. Hot water supply to Bathroom and Kitchen are provided by gas water heater installed in Bathroom and Kitchen. Remote controller for gas water heater is provided in Bathroom.

3. 室內裝置
Interior Fittings7 號洋房
House 7

細項	Item	描述	Description
(a) 門	Door	<p>車庫層入口大門</p> <ul style="list-style-type: none"> - 每戶均安裝兩道防火實心木單掩門，向停車場之防火實心木單掩門配鋁飾面、木門框配鋁飾面、封口線、氣鼓門鉸、門鎖及門擋。另一向內防火實心木單掩門配木門框、封口線、氣鼓門鉸及門擋。 <p>廚房門</p> <ul style="list-style-type: none"> - 選用木皮面空心木門配木門框、封口線、門鎖、門擋及氣鼓門鉸。 <p>客廳及飯廳門 (進出泳池及後花園)</p> <ul style="list-style-type: none"> - 選用玻璃趟門配鋁門框、門鎖及門擋。 <p>廚房門 (進出前花園)</p> <ul style="list-style-type: none"> - 選用玻璃趟門配鋁門框、門鎖及門擋。 <p>地下洗手間門</p> <ul style="list-style-type: none"> - 選用木皮面空心木門配木門框、封口線、門鎖及門擋。 <p>睡房門</p> <ul style="list-style-type: none"> - 選用木皮面空心木門配木門框、封口線、門鎖及門擋。 <p>主浴室門</p> <ul style="list-style-type: none"> - 選用玻璃趟門配鋁門框。 <p>浴室門</p> <ul style="list-style-type: none"> - 選用木皮面空心木門配木門框、封口線、門鎖及門擋。 <p>多用途房門</p> <ul style="list-style-type: none"> - 選用木皮面空心木門配木門框、封口線、門鎖及門擋。 <p>多用途房洗手間門</p> <ul style="list-style-type: none"> - 選用玻璃趟門配鋁門框。 <p>一樓房門 (進出平台及露台)</p> <ul style="list-style-type: none"> - 選用玻璃趟門配鋁門框、門鎖及門擋。 <p>天台門</p> <ul style="list-style-type: none"> - 選用玻璃掩門配鋁門框、門鎖及門擋。 <p>機電房門 (電機房、濾水機房及水錶房)</p> <ul style="list-style-type: none"> - 防火實心木門配木門框、封口線、門鎖。 	<p>Carport Floor Entrance Door</p> <ul style="list-style-type: none"> - Two layers of fire-rated solid core timber door. Door facing Carpark finished with aluminium finishes, timber door frame finished with aluminium finishes, architrave, door closer hinge, door lockset and door stopper. The other inner one fitted with timber door frame, architrave, door closer hinge and door stopper. <p>Kitchen Door</p> <ul style="list-style-type: none"> - Wood veneered hollow core timber door with timber door frame, architrave, door lockset, door stopper and door closer hinge. <p>Living Room and Dining Room Door (To Swimming Pool and Rear Garden)</p> <ul style="list-style-type: none"> - Glazed sliding door with aluminium door frame, door lockset and door stopper. <p>Kitchen Door (To Front Garden)</p> <ul style="list-style-type: none"> - Glazed sliding door with aluminium door frame, door lockset and door stopper. <p>G/F Lavatory Door</p> <ul style="list-style-type: none"> - Wood veneered hollow core timber door, fitted with timber door frame, architrave, door lockset and door stopper. <p>Bedroom Door</p> <ul style="list-style-type: none"> - Wood veneered hollow core timber door, fitted with timber door frame, architrave, door lockset and door stopper. <p>Bathroom Door</p> <ul style="list-style-type: none"> - Wood veneered hollow core timber door, fitted with timber door frame, architrave, door lockset and door stopper. <p>Master Bathroom Door</p> <ul style="list-style-type: none"> - Glazed sliding door fitted with aluminium door frame. <p>Utility Room Door</p> <ul style="list-style-type: none"> - Wood veneered hollow core timber door, fitted with timber door frame, architrave, door lockset and door stopper. <p>Utility Room Lavatory Door</p> <ul style="list-style-type: none"> - Glazed sliding door with aluminum door frame. <p>1/F Bedroom Door (To Flat Roof and Balcony)</p> <ul style="list-style-type: none"> - Glazed sliding door with aluminium door frame, door lockset and door stopper. <p>Roof Door</p> <ul style="list-style-type: none"> - Glazed door with aluminum door frame, door lockset and door stopper. <p>Plant Room Doors (Electrical Switch Room, Filtration Plant Room and Water Meter Room)</p> <ul style="list-style-type: none"> - Fire-rated solid core timber door with timber door frame, architrave and door lockset.

3. 室內裝置
Interior Fittings7 號洋房
House 7

細項	Item	描述	Description
(b) 浴室	Bathroom	裝有木製洗手盆櫃配以木皮飾面，玻璃飾面，不銹鋼飾面及天然石材飾面。天然石材檯面和衛生潔具及配件，包括鍍鉻洗面龍頭，鍍鉻混頻器，陶瓷洗手盆，搪瓷鐵浴缸 (長度 1400 毫米 x 闊度 700 毫米 x 深度 410 毫米；主人房浴室用長度 1800 毫米 x 闊度 800 毫米 x 深度 430 毫米)，陶瓷坐廁，不銹鋼毛巾架及不銹鋼皂液器 (主人房浴室)，不銹鋼紙巾架，不銹鋼和玻璃鏡櫃，熱水爐遙控器，煤氣恆溫熱水爐，浴室寶及抽氣扇。 隨樓附送設備及品牌，請參閱 [設備說明]。	Fitted with wooden basin cabinet finished with wood veneer, glass panel, stainless steel panel and natural stone finish. Natural stone counter top and sanitary wares and accessories including chrome plated wash basin mixer, chrome plated bath mixer and shower set, ceramic wash basin, enamelled steel bathtub (1400mm(L) x 700mm(W) x 410mm(D); 1800mm(L) x 800mm(W) x 430mm(D) in master bathroom), ceramic water closet, stainless steel towel holder and stainless steel soap dispenser (in master bathroom), stainless steel paper holder, stainless steel and glass mirror cabinet, water heater remote controller, temperature-modulated gas water heater, thermo ventilator and exhaust fan. For appliances and brand names to be provided with the House, please refer to "Appliances Schedule".
(c) 廚房	Kitchen	選用木製廚櫃系列配木皮飾面，木飾面廚櫃門板，鋁質腳線，不銹鋼洗滌盆及鍍鉻洗手盆水龍頭，另設有咖啡機，酒櫃，雪櫃，電磁爐，燒烤爐，烤爐，蒸爐，洗碗碟機，暖碟機，微波焗爐，抽油煙機，煤氣煮食爐及抽氣扇。冷熱水供水系統採用暗藏銅喉管。 隨樓附送設備及品牌，請參閱 [設備說明]。	Fitted with wooden cabinet with wood veneer, wooden door panels and aluminium skirtings, stainless steel sink with chrome plated sink mixer, and also fitted with coffee machine, wine cellar, refrigerator, induction hob, grill hob, oven, steam oven, dishwasher, warming drawer, microwave oven, cooker hood, gas cooker and exhaust fan. Concealed copper pipes used for hot and cold water supply. For appliances and brand names to be provided with the House, please refer to "Appliances Schedule".
(d) 睡房	Bedroom	沒有設備	No fittings
(e) 電話	Telephone	客廳、所有睡房及起居室均裝妥電話插座。 有關接駁點之數目及位置，請參閱「機電裝置數量說明表」及「機電裝置平面圖」。	Telephone outlets are installed in Living Room, all Bedrooms and Family Room. For the number and location of connection points, please refer to "the Schedule of Mechanical & Electrical Provisions" and "the Mechanical & Electrical Provisions Plan".
(f) 天線	Aerials	客廳、所有睡房及起居室均裝妥公用天線及收音機天線插座。 有關電插座及空調機接駁點之數目及位置，請參閱「機電裝置數量說明表」及「機電裝置平面圖」。	Communal TV and FM outlets are installed in Living Room, all Bedrooms and Family Room. For the number and location of socket outlets and air-conditioners connection points, please refer to "the Schedule of Mechanical & Electrical Provisions" and "the Mechanical & Electrical Provisions Plan".
(g) 電力裝置	Electrical installations	電線均採用暗藏式電線喉管安裝方法，除部份明電線喉管藏於假天花、假陣、石膏板圍邊、裝飾線、廚櫃內。每戶均裝有微型斷路器及包括漏電保護。 提供三相電力供電並備有配電箱及微型斷路器。 有關接駁點之數目及位置，請參閱「機電裝置數量說明表」及「機電裝置平面圖」。	All cables are in concealed conduit system, except some surface conduits enclosed in false ceiling, bulkhead, mouldings, cornices, cabinets. Miniature circuit breakers (MCB) board complete with residual current protection is provided for each house. Three phase electricity supply with distribution board and MCB board are provided. For the number and location of connection points, please refer to "the Schedule of Mechanical & Electrical Provisions" and "the Mechanical & Electrical Provisions Plan".
(h) 氣體供應	Gas supply	煤氣喉接駁煤氣煮食爐及煤氣熱水爐。有關接駁點之位置，請參閱「機電裝置平面圖」。	Town gas supply pipes are provided and connected to gas hob and gas water heater. Please refer to "the Mechanical & Electrical Provisions Plan" for the location of the connection points.

3. 室內裝置

Interior Fittings

7 號洋房

House 7

	細項	Item	描述	Description
(i)	洗衣機接駁點	Washing machine connection point	洗衣乾衣機接駁點位於廚房。並設有洗衣機來水接駁喉位 (其設計為直徑 22 毫米) 及去水接駁喉位 (其設計為直徑 40 毫米)。有關接駁點之位置, 請參閱「機電裝置平面圖」。	Washer dryer connection point is located in Kitchen. Water point of a design of 22mm in diameter and drain point of a design of 40mm in diameter are provided. Please refer to "the Mechanical & Electrical Provisions Plan" for the location of the connection points.
(j)	供水	Water supply	冷熱水喉管全部採用有膠層保護之暗藏銅喉。廚房及浴室均裝有煤氣熱水爐供應廚房及浴室熱水。浴室附有煤氣熱水爐遙控器。	PVC-coated concealed copper pipes are provided for both hot and cold water supply. Hot water supply to Bathroom and Kitchen are provided by gas water heater installed in Bathroom and Kitchen. Remote controller for gas water heater is provided in Bathroom.

3. 室內裝置
Interior Fittings8 號洋房
House 8

細項	Item	描述	Description
(a) 門	Door	<p>車庫層入口大門</p> <ul style="list-style-type: none"> - 每戶均安裝兩道防火實心木單掩門，向停車場之防火實心木單掩門配鋁飾面、木門框配鋁飾面、封口線、氣鼓門鉸、門鎖及門擋。另一向內防火實心木單掩門配木門框、封口線、氣鼓門鉸及門擋。 <p>廚房門</p> <ul style="list-style-type: none"> - 選用木皮面空心木門配木門框、封口線、門鎖、門擋及氣鼓門鉸。 <p>客廳及飯廳門 (進出泳池及後花園)</p> <ul style="list-style-type: none"> - 選用玻璃趟門配鋁門框、門鎖及門擋。 <p>廚房門 (進出前花園)</p> <ul style="list-style-type: none"> - 選用玻璃趟門配鋁門框、門鎖及門擋。 <p>地下洗手間門</p> <ul style="list-style-type: none"> - 選用木皮面空心木門配木門框、封口線、門鎖及門擋。 <p>睡房門</p> <ul style="list-style-type: none"> - 選用木皮面空心木門配木門框、封口線、門鎖及門擋。 <p>主浴室門</p> <ul style="list-style-type: none"> - 選用玻璃趟門配鋁門框。 <p>浴室門</p> <ul style="list-style-type: none"> - 選用木皮面空心木門配木門框、封口線、門鎖及門擋。 <p>房門</p> <ul style="list-style-type: none"> - 選用木皮面空心木門配木門框、封口線、門鎖及門擋。 <p>多用途房洗手間門</p> <ul style="list-style-type: none"> - 選用玻璃趟門配鋁門框。 <p>一樓房門 (進出平台及露台)</p> <ul style="list-style-type: none"> - 選用玻璃趟門配鋁門框、門鎖及門擋。 <p>天台門</p> <ul style="list-style-type: none"> - 選用玻璃掩門配鋁門框、門鎖及門擋。 <p>機電房門 (電機房、濾水機房及水錶房)</p> <ul style="list-style-type: none"> - 防火實心木門配木門框、封口線、門鎖。 	<p>Carport Floor Entrance Door</p> <ul style="list-style-type: none"> - Two layers of fire-rated solid core timber door. Door facing Carpark finished with aluminium finishes, timber door frame finished with aluminium finishes, architrave, door closer hinge, door lockset and door stopper. The other inner one fitted with timber door frame, architrave, door closer hinge and door stopper. <p>Kitchen Door</p> <ul style="list-style-type: none"> - Wood veneered hollow core timber door with timber door frame, architrave, door lockset, door stopper and door closer hinge. <p>Living Room and Dining Room Door (To Swimming Pool and Rear Garden)</p> <ul style="list-style-type: none"> - Glazed sliding door with aluminium door frame, door lockset and door stopper. <p>Kitchen Door (To Front Garden)</p> <ul style="list-style-type: none"> - Glazed sliding door with aluminium door frame, door lockset and door stopper. <p>G/F Lavatory Door</p> <ul style="list-style-type: none"> - Wood veneered hollow core timber door, fitted with timber door frame, architrave, door lockset and door stopper. <p>Bedroom Door</p> <ul style="list-style-type: none"> - Wood veneered hollow core timber door, fitted with timber door frame, architrave, door lockset and door stopper. <p>Master Bathroom Door</p> <ul style="list-style-type: none"> - Glazed sliding door fitted with aluminium door frame. <p>Bathroom Door</p> <ul style="list-style-type: none"> - Wood veneered hollow core timber door, fitted with timber door frame, architrave, door lockset and door stopper. <p>Utility Room Door</p> <ul style="list-style-type: none"> - Wood veneered hollow core timber door, fitted with timber door frame, architrave, door lockset and door stopper. <p>Utility Room Lavatory Door</p> <ul style="list-style-type: none"> - Glazed sliding door with aluminum door frame. <p>1/F Bedroom Door (To Flat Roof and Balcony)</p> <ul style="list-style-type: none"> - Glazed sliding door with aluminium door frame, door lockset and door stopper. <p>Roof Door</p> <ul style="list-style-type: none"> - Glazed door with aluminum door frame, door lockset and door stopper. <p>Plant Room Doors (Electrical Switch Room, Filtration Plant Room and Water Meter Room)</p> <ul style="list-style-type: none"> - Fire-rated solid core timber door with timber door frame, architrave and door lockset.

3. 室內裝置
Interior Fittings8 號洋房
House 8

細項	Item	描述	Description
(b)	浴室 Bathroom	裝有木製洗手盆櫃配以木皮飾面，玻璃飾面，不銹鋼飾面及天然石材飾面。天然石材檯面和衛生潔具及配件，包括鍍鉻洗面龍頭，鍍鉻混頻器，陶瓷洗手盆，搪瓷鐵浴缸 (長度 1400 毫米 x 闊度 700 毫米 x 深度 410 毫米；主人房浴室用長度 1800 毫米 x 闊度 800 毫米 x 深度 430 毫米)，陶瓷坐廁，不銹鋼毛巾架及不銹鋼皂液器 (主人房浴室)，不銹鋼紙巾架，不銹鋼和玻璃鏡櫃，熱水爐遙控器，煤氣恆溫熱水爐，浴室寶及抽氣扇。 隨樓附送設備及品牌，請參閱 [設備說明]。	Fitted with wooden basin cabinet finished with wood veneer, glass panel, stainless steel panel and natural stone finish. Natural stone counter top and sanitary wares and accessories including chrome plated wash basin mixer, chrome plated bath mixer and shower set, ceramic wash basin, enamelled steel bathtub (1400mm(L) x 700mm(W) x 410mm(D); 1800mm(L) x 800mm(W) x 430mm(D) in master bathroom), ceramic water closet, stainless steel towel holder and stainless steel soap dispenser (in master bathroom), stainless steel paper holder, stainless steel and glass mirror cabinet, water heater remote controller, temperature-modulated gas water heater, thermo ventilator and exhaust fan. For appliances and brand names to be provided with the House, please refer to "Appliances Schedule".
(c)	廚房 Kitchen	選用木製廚櫃系列配木皮飾面，木飾面廚櫃門板，鋁質腳線，不銹鋼洗滌盆及鍍鉻洗手盆水龍頭，另設有咖啡機，酒櫃，雪櫃，電磁爐，燒烤爐，烤爐，蒸爐，洗碗碟機，暖碟機，微波焗爐，抽油煙機，煤氣煮食爐及抽氣扇。冷熱水供水系統採用暗藏銅喉管。 隨樓附送設備及品牌，請參閱 [設備說明]。	Fitted with wooden cabinet with wood veneer, wooden door panels and aluminium skirtings, stainless steel sink with chrome plated sink mixer, and also fitted with coffee machine, wine cellar, refrigerator, induction hob, grill hob, oven, steam oven, dishwasher, warming drawer, microwave oven, cooker hood, gas cooker and exhaust fan. Concealed copper pipes used for hot and cold water supply. For appliances and brand names to be provided with the House, please refer to "Appliances Schedule".
(d)	睡房 Bedroom	沒有設備	No fittings
(e)	電話 Telephone	客廳、所有睡房及起居室均裝妥電話插座。 有關接駁點之數目及位置，請參閱「機電裝置數量說明表」及「機電裝置平面圖」。	Telephone outlets are installed in Living Room, all Bedrooms and Family Room. For the number and location of connection points, please refer to "the Schedule of Mechanical & Electrical Provisions" and "the Mechanical & Electrical Provisions Plan".
(f)	天線 Aerials	客廳、所有睡房及起居室均裝妥公用天線及收音機天線插座。 有關電插座及空調機接駁點之數目及位置，請參閱「機電裝置數量說明表」及「機電裝置平面圖」。	Communal TV and FM outlets are installed in Living Room, all Bedrooms and Family Room. For the number and location of socket outlets and air-conditioners connection points, please refer to "the Schedule of Mechanical & Electrical Provisions" and "the Mechanical & Electrical Provisions Plan".
(g)	電力裝置 Electrical installations	電線均採用暗藏式電線喉管安裝方法，除部份明電線喉管藏於假天花、假陣、石膏板圍邊、裝飾線、廚櫃內。每戶均裝有微型斷路器及包括漏電保護。 提供三相電力供電並備有配電箱及微型斷路器。 有關接駁點之數目及位置，請參閱「機電裝置數量說明表」及「機電裝置平面圖」。	All cables are in concealed conduit system, except some surface conduits enclosed in false ceiling, bulkhead, mouldings, cornices, cabinets. Miniature circuit breakers (MCB) board complete with residual current protection is provided for each house. Three phase electricity supply with distribution board and MCB board are provided. For the number and location of connection points, please refer to "the Schedule of Mechanical & Electrical Provisions" and "the Mechanical & Electrical Provisions Plan".
(h)	氣體供應 Gas supply	煤氣喉接駁煤氣煮食爐及煤氣熱水爐。有關接駁點之位置，請參閱「機電裝置平面圖」。	Town gas supply pipes are provided and connected to gas hob and gas water heater. Please refer to "the Mechanical & Electrical Provisions Plan" for the location of the connection points.

3. 室內裝置

Interior Fittings

8 號洋房

House 8

	細項	Item	描述	Description
(i)	洗衣機接駁點	Washing machine connection point	洗衣乾衣機接駁點位於廚房。並設有洗衣機來水接駁喉位 (其設計為直徑 22 毫米) 及去水接駁喉位 (其設計為直徑 40 毫米)。有關接駁點之位置, 請參閱「機電裝置平面圖」。	Washer dryer connection point is located in Kitchen. Water point of a design of 22mm in diameter and drain point of a design of 40mm in diameter are provided. Please refer to "the Mechanical & Electrical Provisions Plan" for the location of the connection points.
(j)	供水	Water supply	冷熱水喉管全部採用有膠層保護之暗藏銅喉。廚房及浴室均裝有煤氣熱水爐供應廚房及浴室熱水。浴室附有煤氣熱水爐遙控器。	PVC-coated concealed copper pipes are provided for both hot and cold water supply. Hot water supply to Bathroom and Kitchen are provided by gas water heater installed in Bathroom and Kitchen. Remote controller for gas water heater is provided in Bathroom.

3. 室內裝置
Interior Fittings9 號洋房
House 9

細項	Item	描述	Description
(a) 門	Door	<p>車庫層入口大門</p> <ul style="list-style-type: none"> - 每戶均安裝兩道防火實心木單掩門，向停車場之防火實心木單掩門配鋁飾面、木門框配鋁飾面、封口線、氣鼓門鉸、門鎖及門擋。另一向內防火實心木單掩門配木門框、封口線、氣鼓門鉸及門擋。 <p>廚房門</p> <ul style="list-style-type: none"> - 選用木皮面空心木門配木門框、封口線、門鎖、門擋及氣鼓門鉸。 <p>客廳及飯廳門 (進出泳池及後花園)</p> <ul style="list-style-type: none"> - 選用玻璃趟門配鋁門框、門鎖及門擋。 <p>廚房門 (進出前花園)</p> <ul style="list-style-type: none"> - 選用玻璃趟門配鋁門框、門鎖及門擋。 <p>地下洗手間門</p> <ul style="list-style-type: none"> - 選用木皮面空心木門配木門框、封口線、門鎖及門擋。 <p>睡房門</p> <ul style="list-style-type: none"> - 選用木皮面空心木門配木門框、封口線、門鎖及門擋。 <p>主浴室門</p> <ul style="list-style-type: none"> - 選用玻璃趟門配鋁門框。 <p>浴室門</p> <ul style="list-style-type: none"> - 選用木皮面空心木門配木門框、封口線、門鎖及門擋。 <p>多用途房門</p> <ul style="list-style-type: none"> - 選用木皮面空心木門配木門框、封口線、門鎖及門擋。 <p>多用途房洗手間門</p> <ul style="list-style-type: none"> - 選用玻璃趟門配鋁門框。 <p>一樓房門 (進出平台及露台)</p> <ul style="list-style-type: none"> - 選用玻璃趟門配鋁門框、門鎖及門擋。 <p>天台門</p> <ul style="list-style-type: none"> - 選用玻璃掩門配鋁門框、門鎖及門擋。 <p>機電房門 (電機房、濾水機房及水錶房)</p> <ul style="list-style-type: none"> - 防火實心木門配木門框、封口線、門鎖。 	<p>Carport Floor Entrance Door</p> <ul style="list-style-type: none"> - Two layers of fire-rated solid core timber door. Door facing Carpark finished with aluminium finishes, timber door frame finished with aluminium finishes, architrave, door closer hinge, door lockset and door stopper. The other inner one fitted with timber door frame, architrave, door closer hinge and door stopper. <p>Kitchen Door</p> <ul style="list-style-type: none"> - Wood veneered hollow core timber door with timber door frame, architrave, door lockset, door stopper and door closer hinge. <p>Living Room and Dining Room Door (To Swimming Pool and Rear Garden)</p> <ul style="list-style-type: none"> - Glazed sliding door with aluminium door frame, door lockset and door stopper. <p>Kitchen Door (To Front Garden)</p> <ul style="list-style-type: none"> - Glazed sliding door with aluminium door frame, door lockset and door stopper. <p>G/F Lavatory Door</p> <ul style="list-style-type: none"> - Wood veneered hollow core timber door, fitted with timber door frame, architrave, door lockset and door stopper. <p>Bedroom Door</p> <ul style="list-style-type: none"> - Wood veneered hollow core timber door, fitted with timber door frame, architrave, door lockset and door stopper. <p>Master Bathroom Door</p> <ul style="list-style-type: none"> - Glazed sliding door fitted with aluminium door frame. <p>Bathroom Door</p> <ul style="list-style-type: none"> - Wood veneered hollow core timber door, fitted with timber door frame, architrave, door lockset and door stopper. <p>Utility Room Door</p> <ul style="list-style-type: none"> - Wood veneered hollow core timber door, fitted with timber door frame, architrave, door lockset and door stopper. <p>Utility Room Lavatory Door</p> <ul style="list-style-type: none"> - Glazed sliding door with aluminum door frame. <p>1/F Bedroom Door (To Flat Roof and Balcony)</p> <ul style="list-style-type: none"> - Glazed sliding door with aluminium door frame, door lockset and door stopper. <p>Roof Door</p> <ul style="list-style-type: none"> - Glazed door with aluminum door frame, door lockset and door stopper. <p>Plant Room Doors (Electrical Switch Room, Filtration Plant Room and Water Meter Room)</p> <ul style="list-style-type: none"> - Fire-rated solid core timber door with timber door frame, architrave and door lockset.

3. 室內裝置

Interior Fittings

9 號洋房

House 9

細項	Item	描述	Description
(b) 浴室	Bathroom	裝有木製洗手盆櫃配以木皮飾面，玻璃飾面，不銹鋼飾面及天然石材飾面。天然石材檯面和衛生潔具及配件，包括鍍鉻洗面龍頭，鍍鉻混頻器，陶瓷洗手盆，搪瓷鐵浴缸 (長度 1400 毫米 x 闊度 700 毫米 x 深度 410 毫米；主人房浴室用長度 1800 毫米 x 闊度 800 毫米 x 深度 430 毫米)，陶瓷坐廁，不銹鋼毛巾架及不銹鋼皂液器 (主人房浴室)，不銹鋼紙巾架，不銹鋼和玻璃鏡櫃，熱水爐遙控器，煤氣恆溫熱水爐，浴室寶及抽氣扇。 隨樓附送設備及品牌，請參閱 [設備說明]。	Fitted with wooden basin cabinet finished with wood veneer, glass panel, stainless steel panel and natural stone finish. Natural stone counter top and sanitary wares and accessories including chrome plated wash basin mixer, chrome plated bath mixer and shower set, ceramic wash basin, enamelled steel bathtub (1400mm(L) x 700mm(W) x 410mm(D); 1800mm(L) x 800mm(W) x 430mm(D) in master bathroom), ceramic water closet, stainless steel towel holder and stainless steel soap dispenser (in master bathroom), stainless steel paper holder, stainless steel and glass mirror cabinet, water heater remote controller, temperature-modulated gas water heater, thermo ventilator and exhaust fan. For appliances and brand names to be provided with the House, please refer to "Appliances Schedule".
(c) 廚房	Kitchen	選用木製廚櫃系列配木皮飾面，木飾面廚櫃門板，鋁質腳線，不銹鋼洗滌盆及鍍鉻洗手盆水龍頭，另設有咖啡機，酒櫃，雪櫃，電磁爐，燒烤爐，烤爐，蒸爐，洗碗碟機，暖碟機，微波焗爐，抽油煙機，煤氣煮食爐及抽氣扇。冷熱水供水系統採用暗藏銅喉管。 隨樓附送設備及品牌，請參閱 [設備說明]。	Fitted with wooden cabinet with wood veneer, wooden door panels and aluminium skirtings, stainless steel sink with chrome plated sink mixer, and also fitted with coffee machine, wine cellar, refrigerator, induction hob, grill hob, oven, steam oven, dishwasher, warming drawer, microwave oven, cooker hood, gas cooker and exhaust fan. Concealed copper pipes used for hot and cold water supply. For appliances and brand names to be provided with the House, please refer to "Appliances Schedule".
(d) 睡房	Bedroom	沒有設備	No fittings
(e) 電話	Telephone	客廳、所有睡房及起居室均裝妥電話插座。 有關接駁點之數目及位置，請參閱「機電裝置數量說明表」及「機電裝置平面圖」。	Telephone outlets are installed in Living Room, all Bedrooms and Family Room. For the number and location of connection points, please refer to "the Schedule of Mechanical & Electrical Provisions" and "the Mechanical & Electrical Provisions Plan".
(f) 天線	Aerials	客廳、所有睡房及起居室均裝妥公用天線及收音機天線插座。 有關電插座及空調機接駁點之數目及位置，請參閱「機電裝置數量說明表」及「機電裝置平面圖」。	Communal TV and FM outlets are installed in Living Room, all Bedrooms and Family Room. For the number and location of socket outlets and air-conditioners connection points, please refer to "the Schedule of Mechanical & Electrical Provisions" and "the Mechanical & Electrical Provisions Plan".
(g) 電力裝置	Electrical installations	電線均採用暗藏式電線喉管安裝方法，除部份明電線喉管藏於假天花、假陣、石膏板圍邊、裝飾線、廚櫃內。每戶均裝有微型斷路器及包括漏電保護。 提供三相電力供電並備有配電箱及微型斷路器。 有關接駁點之數目及位置，請參閱「機電裝置數量說明表」及「機電裝置平面圖」。	All cables are in concealed conduit system, except some surface conduits enclosed in false ceiling, bulkhead, mouldings, cornices, cabinets. Miniature circuit breakers (MCB) board complete with residual current protection is provided for each house. Three phase electricity supply with distribution board and MCB board are provided. For the number and location of connection points, please refer to "the Schedule of Mechanical & Electrical Provisions" and "the Mechanical & Electrical Provisions Plan".
(h) 氣體供應	Gas supply	煤氣喉接駁煤氣煮食爐及煤氣熱水爐。有關接駁點之位置，請參閱「機電裝置平面圖」。	Town gas supply pipes are provided and connected to gas hob and gas water heater. Please refer to "the Mechanical & Electrical Provisions Plan" for the location of the connection points.

3. 室內裝置

Interior Fittings

9 號洋房

House 9

	細項	Item	描述	Description
(i)	洗衣機接駁點	Washing machine connection point	洗衣乾衣機接駁點位於廚房。並設有洗衣機來水接駁喉位 (其設計為直徑 22 毫米) 及去水接駁喉位 (其設計為直徑 40 毫米)。有關接駁點之位置, 請參閱「機電裝置平面圖」。	Washer dryer connection point is located in Kitchen. Water point of a design of 22mm in diameter and drain point of a design of 40mm in diameter are provided. Please refer to "the Mechanical & Electrical Provisions Plan" for the location of the connection points.
(j)	供水	Water supply	冷熱水喉管全部採用有膠層保護之暗藏銅喉。廚房及浴室均裝有煤氣熱水爐供應廚房及浴室熱水。浴室附有煤氣熱水爐遙控器。	PVC-coated concealed copper pipes are provided for both hot and cold water supply. Hot water supply to Bathroom and Kitchen are provided by gas water heater installed in Bathroom and Kitchen. Remote controller for gas water heater is provided in Bathroom.

3. 室內裝置
Interior Fittings10 號洋房
House 10

細項	Item	描述	Description
(a) 門	Door	<p>車庫層入口大門</p> <ul style="list-style-type: none"> - 每戶均安裝兩道防火實心木單掩門，向停車場之防火實心木單掩門配鋁飾面、木門框配鋁飾面、封口線、氣鼓門鉸、門鎖及門擋。另一向內防火實心木單掩門配木門框、封口線、氣鼓門鉸及門擋。 <p>廚房門</p> <ul style="list-style-type: none"> - 選用木皮面空心木門配木門框、封口線、門鎖、門擋及氣鼓門鉸。 <p>客廳及飯廳門 (進出泳池及後花園)</p> <ul style="list-style-type: none"> - 選用玻璃趟門配鋁門框、門鎖及門擋。 <p>廚房門 (進出前花園)</p> <ul style="list-style-type: none"> - 選用玻璃趟門配鋁門框、門鎖及門擋。 <p>地下洗手間門</p> <ul style="list-style-type: none"> - 選用木皮面空心木門配木門框、封口線、門鎖及門擋。 <p>睡房門</p> <ul style="list-style-type: none"> - 選用木皮面空心木門配木門框、封口線、門鎖及門擋。 <p>主浴室門</p> <ul style="list-style-type: none"> - 選用玻璃趟門配鋁門框。 <p>浴室門</p> <ul style="list-style-type: none"> - 選用木皮面空心木門配木門框、封口線、門鎖及門擋 <p>多用途房門</p> <ul style="list-style-type: none"> - 選用木皮面空心木門配木門框、封口線、門鎖及門擋。 <p>多用途房洗手間門</p> <ul style="list-style-type: none"> - 選用玻璃趟門配鋁門框。 <p>一樓房門 (進出平台及露台)</p> <ul style="list-style-type: none"> - 選用玻璃趟門配鋁門框、門鎖及門擋。 <p>天台門</p> <ul style="list-style-type: none"> - 選用玻璃掩門配鋁門框、門鎖及門擋。 <p>機電房門 (電機房、濾水機房及水錶房)</p> <ul style="list-style-type: none"> - 防火實心木門配木門框、封口線、門鎖。 	<p>Carport Floor Entrance Door</p> <ul style="list-style-type: none"> - Two layers of fire-rated solid core timber door. Door facing Carpark finished with aluminium finishes, timber door frame finished with aluminium finishes, architrave, door closer hinge, door lockset and door stopper. The other inner one fitted with timber door frame, architrave, door closer hinge and door stopper. <p>Kitchen Door</p> <ul style="list-style-type: none"> - Wood veneered hollow core timber door with timber door frame, architrave, door lockset, door stopper and door closer hinge. <p>Living Room and Dining Room Door (To Swimming Pool and Rear Garden)</p> <ul style="list-style-type: none"> - Glazed sliding door with aluminium door frame, door lockset and door stopper. <p>Kitchen Door (To Front Garden)</p> <ul style="list-style-type: none"> - Glazed sliding door with aluminium door frame, door lockset and door stopper. <p>G/F Lavatory Door</p> <ul style="list-style-type: none"> - Wood veneered hollow core timber door, fitted with timber door frame, architrave, door lockset and door stopper. <p>Bedroom Door</p> <ul style="list-style-type: none"> - Wood veneered hollow core timber door, fitted with timber door frame, architrave, door lockset and door stopper. <p>Master Bathroom Door</p> <ul style="list-style-type: none"> - Glazed sliding door fitted with aluminium door frame. <p>Bathroom Door</p> <ul style="list-style-type: none"> - Wood veneered hollow core timber door, fitted with timber door frame, architrave, door lockset and door stopper. <p>Utility Room Door</p> <ul style="list-style-type: none"> - Wood veneered hollow core timber door, fitted with timber door frame, architrave, door lockset and door stopper. <p>Utility Room Lavatory Door</p> <ul style="list-style-type: none"> - Glazed sliding door with aluminum door frame. <p>1/F Bedroom Door (To Flat Roof and Balcony)</p> <ul style="list-style-type: none"> - Glazed sliding door with aluminium door frame, door lockset and door stopper. <p>Roof Door</p> <ul style="list-style-type: none"> - Glazed door with aluminum door frame, door lockset and door stopper. <p>Plant Room Doors (Electrical Switch Room, Filtration Plant Room and Water Meter Room)</p> <ul style="list-style-type: none"> - Fire-rated solid core timber door with timber door frame, architrave and door lockset.

3. 室內裝置
Interior Fittings10 號洋房
House 10

細項	Item	描述	Description
(b) 浴室	Bathroom	裝有木製洗手盆櫃配以木皮飾面，玻璃飾面，不銹鋼飾面及天然石材飾面。天然石材檯面和衛生潔具及配件，包括鍍鉻洗面龍頭，鍍鉻混頻器，陶瓷洗手盆，搪瓷鐵浴缸 (長度 1400 毫米 x 闊度 700 毫米 x 深度 410 毫米；主人房浴室用長度 1800 毫米 x 闊度 800 毫米 x 深度 430 毫米)，陶瓷坐廁，不銹鋼毛巾架及不銹鋼皂液器 (主人房浴室)，不銹鋼紙巾架，不銹鋼和玻璃鏡櫃，熱水爐遙控器，煤氣恆溫熱水爐，浴室寶及抽氣扇。 隨樓附送設備及品牌，請參閱 [設備說明]。	Fitted with wooden basin cabinet finished with wood veneer, glass panel, stainless steel panel and natural stone finish. Natural stone counter top and sanitary wares and accessories including chrome plated wash basin mixer, chrome plated bath mixer and shower set, ceramic wash basin, enamelled steel bathtub (1400mm(L) x 700mm(W) x 410mm(D); 1800mm(L) x 800mm(W) x 430mm(D) in master bathroom), ceramic water closet, stainless steel towel holder and stainless steel soap dispenser (in master bathroom), stainless steel paper holder, stainless steel and glass mirror cabinet, water heater remote controller, temperature-modulated gas water heater, thermo ventilator and exhaust fan. For appliances and brand names to be provided with the House, please refer to "Appliances Schedule".
(c) 廚房	Kitchen	選用木製廚櫃系列配木皮飾面，木飾面廚櫃門板，鋁質腳線，不銹鋼洗滌盆及鍍鉻洗手盆水龍頭，另設有咖啡機，酒櫃，雪櫃，電磁爐，燒烤爐，烤爐，蒸爐，洗碗碟機，暖碟機，微波焗爐，抽油煙機，煤氣煮食爐及抽氣扇。冷熱水供水系統採用暗藏銅喉管。 隨樓附送設備及品牌，請參閱 [設備說明]。	Fitted with wooden cabinet with wood veneer, wooden door panels and aluminium skirtings, stainless steel sink with chrome plated sink mixer, and also fitted with coffee machine, wine cellar, refrigerator, induction hob, grill hob, oven, steam oven, dishwasher, warming drawer, microwave oven, cooker hood, gas cooker and exhaust fan. Concealed copper pipes used for hot and cold water supply. For appliances and brand names to be provided with the House, please refer to "Appliances Schedule".
(d) 睡房	Bedroom	沒有設備	No fittings
(e) 電話	Telephone	客廳、所有睡房及起居室均裝妥電話插座。 有關接駁點之數目及位置，請參閱「機電裝置數量說明表」及「機電裝置平面圖」。	Telephone outlets are installed in Living Room, all Bedrooms and Family Room. For the number and location of connection points, please refer to "the Schedule of Mechanical & Electrical Provisions" and "the Mechanical & Electrical Provisions Plan".
(f) 天線	Aerials	客廳、所有睡房及起居室均裝妥公用天線及收音機天線插座。 有關電插座及空調機接駁點之數目及位置，請參閱「機電裝置數量說明表」及「機電裝置平面圖」。	Communal TV and FM outlets are installed in Living Room, all Bedrooms and Family Room. For the number and location of socket outlets and air-conditioners connection points, please refer to "the Schedule of Mechanical & Electrical Provisions" and "the Mechanical & Electrical Provisions Plan".
(g) 電力裝置	Electrical installations	電線均採用暗藏式電線喉管安裝方法，除部份明電線喉管藏於假天花、假陣、石膏板圍邊、裝飾線、廚櫃內。每戶均裝有微型斷路器及包括漏電保護。 提供三相電力供電並備有配電箱及微型斷路器。 有關接駁點之數目及位置，請參閱「機電裝置數量說明表」及「機電裝置平面圖」。	All cables are in concealed conduit system, except some surface conduits enclosed in false ceiling, bulkhead, mouldings, cornices, cabinets. Miniature circuit breakers (MCB) board complete with residual current protection is provided for each house. Three phase electricity supply with distribution board and MCB board are provided. For the number and location of connection points, please refer to "the Schedule of Mechanical & Electrical Provisions" and "the Mechanical & Electrical Provisions Plan".
(h) 氣體供應	Gas supply	煤氣喉接駁煤氣煮食爐及煤氣熱水爐。有關接駁點之位置，請參閱「機電裝置平面圖」。	Town gas supply pipes are provided and connected to gas hob and gas water heater. Please refer to "the Mechanical & Electrical Provisions Plan" for the location of the connection points.

3. 室內裝置
Interior Fittings10 號洋房
House 10

	細項	Item	描述	Description
(i)	洗衣機接駁點	Washing machine connection point	洗衣乾衣機接駁點位於廚房。並設有洗衣機來水接駁喉位 (其設計為直徑 22 毫米) 及去水接駁喉位 (其設計為直徑 40 毫米)。有關接駁點之位置, 請參閱「機電裝置平面圖」。	Washer dryer connection point is located in Kitchen. Water point of a design of 22mm in diameter and drain point of a design of 40mm in diameter are provided. Please refer to "the Mechanical & Electrical Provisions Plan" for the location of the connection points.
(j)	供水	Water supply	冷熱水喉管全部採用有膠層保護之暗藏銅喉。廚房及浴室均裝有煤氣熱水爐供應廚房及浴室熱水。浴室附有煤氣熱水爐遙控器。	PVC-coated concealed copper pipes are provided for both hot and cold water supply. Hot water supply to Bathroom and Kitchen are provided by gas water heater installed in Bathroom and Kitchen. Remote controller for gas water heater is provided in Bathroom.

3. 室內裝置
Interior Fittings11 號洋房
House 11

細項	Item	描述	Description
(a) 門	Door	<p>車庫層入口大門</p> <ul style="list-style-type: none"> - 每戶均安裝兩道防火實心木單掩門，向停車場之防火實心木單掩門配鋁飾面、木門框配鋁飾面、封口線、氣鼓門鉸、門鎖及門擋。另一向內防火實心木單掩門配木門框、封口線、氣鼓門鉸及門擋。 <p>廚房門</p> <ul style="list-style-type: none"> - 選用木皮面空心木門配木門框、封口線、門鎖、門擋及氣鼓門鉸。 <p>客廳及飯廳門 (進出泳池及後花園)</p> <ul style="list-style-type: none"> - 選用玻璃趟門配鋁門框、門鎖及門擋。 <p>廚房門 (進出前花園)</p> <ul style="list-style-type: none"> - 選用玻璃趟門配鋁門框、門鎖及門擋。 <p>地下洗手間門</p> <ul style="list-style-type: none"> - 選用木皮面空心木門配木門框、封口線、門鎖及門擋。 <p>睡房門</p> <ul style="list-style-type: none"> - 選用木皮面空心木門配木門框、封口線、門鎖及門擋。 <p>主浴室門</p> <ul style="list-style-type: none"> - 選用玻璃趟門配鋁門框。 <p>浴室門</p> <ul style="list-style-type: none"> - 選用木皮面空心木門配木門框、封口線、門鎖及門擋。 <p>多用途房門</p> <ul style="list-style-type: none"> - 選用木皮面空心木門配木門框、封口線、門鎖及門擋。 <p>多用途房洗手間門</p> <ul style="list-style-type: none"> - 選用玻璃趟門配鋁門框。 <p>一樓房門 (進出平台及露台)</p> <ul style="list-style-type: none"> - 選用玻璃趟門配鋁門框、門鎖及門擋。 <p>天台門</p> <ul style="list-style-type: none"> - 選用玻璃掩門配鋁門框、門鎖及門擋。 <p>機電房門 (電機房、濾水機房及水錶房)</p> <ul style="list-style-type: none"> - 防火實心木門配木門框、封口線、門鎖。 	<p>Carport Floor Entrance Door</p> <ul style="list-style-type: none"> - Two layers of fire-rated solid core timber door. Door facing Carpark finished with aluminium finishes, timber door frame finished with aluminium finishes, architrave, door closer hinge, door lockset and door stopper. The other inner one fitted with timber door frame, architrave, door closer hinge and door stopper. <p>Kitchen Door</p> <ul style="list-style-type: none"> - Wood veneered hollow core timber door with timber door frame, architrave, door lockset, door stopper and door closer hinge. <p>Living Room and Dining Room Door (To Swimming Pool and Rear Garden)</p> <ul style="list-style-type: none"> - Glazed sliding door with aluminium door frame, door lockset and door stopper. <p>Kitchen Door (To Front Garden)</p> <ul style="list-style-type: none"> - Glazed sliding door with aluminium door frame, door lockset and door stopper. <p>G/F Lavatory Door</p> <ul style="list-style-type: none"> - Wood veneered hollow core timber door, fitted with timber door frame, architrave, door lockset and door stopper. <p>Bedroom Door</p> <ul style="list-style-type: none"> - Wood veneered hollow core timber door, fitted with timber door frame, architrave, door lockset and door stopper. <p>Master Bathroom Door</p> <ul style="list-style-type: none"> - Glazed sliding door fitted with aluminium door frame. <p>Bathroom Door</p> <ul style="list-style-type: none"> - Wood veneered hollow core timber door, fitted with timber door frame, architrave, door lockset and door stopper. <p>Utility Room Door</p> <ul style="list-style-type: none"> - Wood veneered hollow core timber door, fitted with timber door frame, architrave, door lockset and door stopper. <p>Utility Room Lavatory Door</p> <ul style="list-style-type: none"> - Glazed sliding door with aluminum door frame. <p>1/F Bedroom Door (To Flat Roof and Balcony)</p> <ul style="list-style-type: none"> - Glazed sliding door with aluminium door frame, door lockset and door stopper. <p>Roof Door</p> <ul style="list-style-type: none"> - Glazed door with aluminum door frame, door lockset and door stopper. <p>Plant Room Doors (Electrical Switch Room, Filtration Plant Room and Water Meter Room)</p> <ul style="list-style-type: none"> - Fire-rated solid core timber door with timber door frame, architrave and door lockset.

3. 室內裝置
Interior Fittings11 號洋房
House 11

細項	Item	描述	Description
(b) 浴室	Bathroom	裝有木製洗手盆櫃配以木皮飾面，玻璃飾面，不銹鋼飾面及天然石材飾面。天然石材檯面和衛生潔具及配件，包括鍍鉻洗面龍頭，鍍鉻混頻器，陶瓷洗手盆，搪瓷鐵浴缸 (長度 1400 毫米 x 闊度 700 毫米 x 深度 410 毫米；主人房浴室用長度 1800 毫米 x 闊度 800 毫米 x 深度 430 毫米)，陶瓷坐廁，不銹鋼毛巾架及不銹鋼皂液器 (主人房浴室)，不銹鋼紙巾架，不銹鋼和玻璃鏡櫃，熱水爐遙控器，煤氣恆溫熱水爐，浴室寶及抽氣扇。 隨樓附送設備及品牌，請參閱 [設備說明]。	Fitted with wooden basin cabinet finished with wood veneer, glass panel, stainless steel panel and natural stone finish. Natural stone counter top and sanitary wares and accessories including chrome plated wash basin mixer, chrome plated bath mixer and shower set, ceramic wash basin, enamelled steel bathtub (1400mm(L) x 700mm(W) x 410mm(D); 1800mm(L) x 800mm(W) x 430mm(D) in master bathroom), ceramic water closet, stainless steel towel holder and stainless steel soap dispenser (in master bathroom), stainless steel paper holder, stainless steel and glass mirror cabinet, water heater remote controller, temperature-modulated gas water heater, thermo ventilator and exhaust fan. For appliances and brand names to be provided with the House, please refer to "Appliances Schedule".
(c) 廚房	Kitchen	選用木製廚櫃系列配木皮飾面及玻璃飾面，木飾面及玻璃飾面廚櫃門板，鋁質腳線，不銹鋼洗滌盆及鍍鉻洗手盆水龍頭，另設有咖啡機，酒櫃，雪櫃，電磁爐，燒烤爐，烤爐，蒸爐，洗碗碟機，暖碟機，微波焗爐，抽油煙機，煤氣煮食爐及抽氣扇。冷熱水供水系統採用暗藏玻璃飾面銅喉管。 隨樓附送設備及品牌，請參閱 [設備說明]。	Fitted with wooden cabinet with wood veneer and glass panel, wooden and glass door panels and aluminium skirtings, stainless steel sink with chrome plated sink mixer, and also fitted with coffee machine, wine cellar, refrigerator, induction hob, grill hob, oven, steam oven, dishwasher, warming drawer, microwave oven, cooker hood, gas cooker and exhaust fan. Concealed copper pipes used for hot and cold water supply. For appliances and brand names to be provided with the House, please refer to "Appliances Schedule".
(d) 睡房	Bedroom	沒有設備	No fittings
(e) 電話	Telephone	客廳、所有睡房及起居室均裝妥電話插座。 有關接駁點之數目及位置，請參閱「機電裝置數量說明表」及「機電裝置平面圖」。	Telephone outlets are installed in Living Room, all Bedrooms and Family Room. For the number and location of connection points, please refer to "the Schedule of Mechanical & Electrical Provisions" and "the Mechanical & Electrical Provisions Plan".
(f) 天線	Aerials	客廳、所有睡房及起居室均裝妥公用天線及收音機天線插座。 有關電插座及空調機接駁點之數目及位置，請參閱「機電裝置數量說明表」及「機電裝置平面圖」。	Communal TV and FM outlets are installed in Living Room, all Bedrooms and Family Room. For the number and location of socket outlets and air-conditioners connection points, please refer to "the Schedule of Mechanical & Electrical Provisions" and "the Mechanical & Electrical Provisions Plan".
(g) 電力裝置	Electrical installations	電線均採用暗藏式電線喉管安裝方法，除部份明電線喉管藏於假天花、假陣、石膏板圍邊、裝飾線、廚櫃內。每戶均裝有微型斷路器及包括漏電保護。 提供三相電力供電並備有配電箱及微型斷路器。 有關接駁點之數目及位置，請參閱「機電裝置數量說明表」及「機電裝置平面圖」。	All cables are in concealed conduit system, except some surface conduits enclosed in false ceiling, bulkhead, mouldings, cornices, cabinets. Miniature circuit breakers (MCB) board complete with residual current protection is provided for each house. Three phase electricity supply with distribution board and MCB board are provided. For the number and location of connection points, please refer to "the Schedule of Mechanical & Electrical Provisions" and "the Mechanical & Electrical Provisions Plan".
(h) 氣體供應	Gas supply	煤氣喉接駁煤氣煮食爐及煤氣熱水爐。有關接駁點之位置，請參閱「機電裝置平面圖」。	Town gas supply pipes are provided and connected to gas hob and gas water heater. Please refer to "the Mechanical & Electrical Provisions Plan" for the location of the connection points.

3. 室內裝置

Interior Fittings

11 號洋房

House 11

	細項	Item	描述	Description
(i)	洗衣機接駁點	Washing machine connection point	洗衣乾衣機接駁點位於廚房。並設有洗衣機來水接駁喉位 (其設計為直徑 22 毫米) 及去水接駁喉位 (其設計為直徑 40 毫米)。有關接駁點之位置, 請參閱「機電裝置平面圖」。	Washer dryer connection point is located in Kitchen. Water point of a design of 22mm in diameter and drain point of a design of 40mm in diameter are provided. Please refer to "the Mechanical & Electrical Provisions Plan" for the location of the connection points.
(j)	供水	Water supply	冷熱水喉管全部採用有膠層保護之暗藏銅喉。廚房及浴室均裝有煤氣熱水爐供應廚房及浴室熱水。浴室附有煤氣熱水爐遙控器。	PVC-coated concealed copper pipes are provided for both hot and cold water supply. Hot water supply to Bathroom and Kitchen are provided by gas water heater installed in Bathroom and Kitchen. Remote controller for gas water heater is provided in Bathroom.

3. 室內裝置
Interior Fittings12 號洋房
House 12

細項	Item	描述	Description
(a) 門	Door	<p>車庫層入口大門</p> <ul style="list-style-type: none"> - 每戶均安裝兩道防火實心木單掩門，向停車場之防火實心木單掩門配鋁飾面、木門框配鋁飾面、封口線、氣鼓門鉸、門鎖及門擋。另一向內防火實心木單掩門配木門框、封口線、氣鼓門鉸及門擋。 <p>廚房門</p> <ul style="list-style-type: none"> - 選用木皮面空心木門配木門框、封口線、門鎖、門擋及氣鼓門鉸。 <p>客廳及飯廳門 (進出泳池及後花園)</p> <ul style="list-style-type: none"> - 選用玻璃趟門配鋁門框、門鎖及門擋。 <p>廚房門 (進出前花園)</p> <ul style="list-style-type: none"> - 選用玻璃趟門配鋁門框、門鎖及門擋。 <p>地下洗手間門</p> <ul style="list-style-type: none"> - 選用木皮面空心木門配木門框、封口線、門鎖及門擋。 <p>睡房門</p> <ul style="list-style-type: none"> - 選用木皮面空心木門配木門框、封口線、門鎖及門擋。 <p>主浴室門</p> <ul style="list-style-type: none"> - 選用玻璃趟門配鋁門框。 <p>浴室門</p> <ul style="list-style-type: none"> - 選用木皮面空心木門配木門框、封口線、門鎖及門擋。 <p>多用途房門</p> <ul style="list-style-type: none"> - 選用木皮面空心木門配木門框、封口線、門鎖及門擋。 <p>多用途房洗手間門</p> <ul style="list-style-type: none"> - 選用玻璃趟門配鋁門框。 <p>一樓房門 (進出平台及露台)</p> <ul style="list-style-type: none"> - 選用玻璃趟門配鋁門框、門鎖及門擋。 <p>天台門</p> <ul style="list-style-type: none"> - 選用玻璃掩門配鋁門框、門鎖及門擋。 <p>機電房門 (電機房、濾水機房及水錶房)</p> <ul style="list-style-type: none"> - 防火實心木門配木門框、封口線、門鎖。 	<p>Carport Floor Entrance Door</p> <ul style="list-style-type: none"> - Two layers of fire-rated solid core timber door. Door facing Carpark finished with aluminium finishes, timber door frame finished with aluminium finishes, architrave, door closer hinge, door lockset and door stopper. The other inner one fitted with timber door frame, architrave, door closer hinge and door stopper. <p>Kitchen Door</p> <ul style="list-style-type: none"> - Wood veneered hollow core timber door with timber door frame, architrave, door lockset, door stopper and door closer hinge. <p>Living Room and Dining Room Door (To Swimming Pool and Rear Garden)</p> <ul style="list-style-type: none"> - Glazed sliding door with aluminium door frame, door lockset and door stopper. <p>Kitchen Door (To Front Garden)</p> <ul style="list-style-type: none"> - Glazed sliding door with aluminium door frame, door lockset and door stopper. <p>G/F Lavatory Door</p> <ul style="list-style-type: none"> - Wood veneered hollow core timber door, fitted with timber door frame, architrave, door lockset and door stopper. <p>Bedroom Door</p> <ul style="list-style-type: none"> - Wood veneered hollow core timber door, fitted with timber door frame, architrave, door lockset and door stopper. <p>Master Bathroom Door</p> <ul style="list-style-type: none"> - Glazed sliding door fitted with aluminium door frame. <p>Bathroom Door</p> <ul style="list-style-type: none"> - Wood veneered hollow core timber door, fitted with timber door frame, architrave, door lockset and door stopper. <p>Utility Room Door</p> <ul style="list-style-type: none"> - Wood veneered hollow core timber door, fitted with timber door frame, architrave, door lockset and door stopper. <p>Utility Room Lavatory Door</p> <ul style="list-style-type: none"> - Glazed sliding door with aluminum door frame. <p>1/F Bedroom Door (To Flat Roof and Balcony)</p> <ul style="list-style-type: none"> - Glazed sliding door with aluminium door frame, door lockset and door stopper. <p>Roof Door</p> <ul style="list-style-type: none"> - Glazed door with aluminum door frame, door lockset and door stopper. <p>Plant Room Doors (Electrical Switch Room, Filtration Plant Room and Water Meter Room)</p> <ul style="list-style-type: none"> - Fire-rated solid core timber door with timber door frame, architrave and door lockset.

3. 室內裝置
Interior Fittings12 號洋房
House 12

細項	Item	描述	Description
(b) 浴室	Bathroom	裝有木製洗手盆櫃配以木皮飾面，玻璃飾面，不銹鋼飾面及天然石材飾面。天然石材檯面和衛生潔具及配件，包括鍍鉻洗面龍頭，鍍鉻混頻器，陶瓷洗手盆，搪瓷鐵浴缸 (長度 1400 毫米 x 闊度 700 毫米 x 深度 410 毫米；主人房浴室用長度 1800 毫米 x 闊度 800 毫米 x 深度 430 毫米)，陶瓷坐廁，不銹鋼毛巾架及不銹鋼皂液器 (主人房浴室)，不銹鋼紙巾架，不銹鋼和玻璃鏡櫃，熱水爐遙控器，煤氣恆溫熱水爐，浴室寶及抽氣扇。 隨樓附送設備及品牌，請參閱 [設備說明]。	Fitted with wooden basin cabinet finished with wood veneer, glass panel, stainless steel panel and natural stone finish. Natural stone counter top and sanitary wares and accessories including chrome plated wash basin mixer, chrome plated bath mixer and shower set, ceramic wash basin, enamelled steel bathtub (1400mm(L) x 700mm(W) x 410mm(D); 1800mm(L) x 800mm(W) x 430mm(D) in master bathroom), ceramic water closet, stainless steel towel holder and stainless steel soap dispenser (in master bathroom), stainless steel paper holder, stainless steel and glass mirror cabinet, water heater remote controller, temperature-modulated gas water heater, thermo ventilator and exhaust fan. For appliances and brand names to be provided with the House, please refer to "Appliances Schedule".
(c) 廚房	Kitchen	選用木製廚櫃系列配木皮飾面，木飾面廚櫃門板，鋁質腳線，不銹鋼洗滌盆及鍍鉻洗手盆水龍頭，另設有咖啡機，酒櫃，雪櫃，電磁爐，燒烤爐，烤爐，蒸爐，洗碗碟機，暖碟機，微波焗爐，抽油煙機，煤氣煮食爐及抽氣扇。冷熱水供水系統採用暗藏銅喉管。 隨樓附送設備及品牌，請參閱 [設備說明]。	Fitted with wooden cabinet with wood veneer, wooden door panels and aluminium skirtings, stainless steel sink with chrome plated sink mixer, and also fitted with coffee machine, wine cellar, refrigerator, induction hob, grill hob, oven, steam oven, dishwasher, warming drawer, microwave oven, cooker hood, gas cooker and exhaust fan. Concealed copper pipes used for hot and cold water supply. For appliances and brand names to be provided with the House, please refer to "Appliances Schedule".
(d) 睡房	Bedroom	沒有設備	No fittings
(e) 電話	Telephone	客廳、所有睡房及起居室均裝妥電話插座。 有關接駁點之數目及位置，請參閱「機電裝置數量說明表」及「機電裝置平面圖」。	Telephone outlets are installed in Living Room, all Bedrooms and Family Room. For the number and location of connection points, please refer to "the Schedule of Mechanical & Electrical Provisions" and "the Mechanical & Electrical Provisions Plan".
(f) 天線	Aerials	客廳、所有睡房及起居室均裝妥公用天線及收音機天線插座。 有關電插座及空調機接駁點之數目及位置，請參閱「機電裝置數量說明表」及「機電裝置平面圖」。	Communal TV and FM outlets are installed in Living Room, all Bedrooms and Family Room. For the number and location of socket outlets and air-conditioners connection points, please refer to "the Schedule of Mechanical & Electrical Provisions" and "the Mechanical & Electrical Provisions Plan".
(g) 電力裝置	Electrical installations	電線均採用暗藏式電線喉管安裝方法，除部份明電線喉管藏於假天花、假陣、石膏板圍邊、裝飾線、廚櫃內。每戶均裝有微型斷路器及包括漏電保護。 提供三相電力供電並備有配電箱及微型斷路器。 有關接駁點之數目及位置，請參閱「機電裝置數量說明表」及「機電裝置平面圖」。	All cables are in concealed conduit system, except some surface conduits enclosed in false ceiling, bulkhead, mouldings, cornices, cabinets. Miniature circuit breakers (MCB) board complete with residual current protection is provided for each house. Three phase electricity supply with distribution board and MCB board are provided. For the number and location of connection points, please refer to "the Schedule of Mechanical & Electrical Provisions" and "the Mechanical & Electrical Provisions Plan".
(h) 氣體供應	Gas supply	煤氣喉接駁煤氣煮食爐及煤氣熱水爐。有關接駁點之位置，請參閱「機電裝置平面圖」。	Town gas supply pipes are provided and connected to gas hob and gas water heater. Please refer to "the Mechanical & Electrical Provisions Plan" for the location of the connection points.

3. 室內裝置
Interior Fittings12 號洋房
House 12

	細項	Item	描述	Description
(i)	洗衣機接駁點	Washing machine connection point	洗衣乾衣機接駁點位於廚房。並設有洗衣機來水接駁喉位 (其設計為直徑 22 毫米) 及去水接駁喉位 (其設計為直徑 40 毫米)。有關接駁點之位置, 請參閱「機電裝置平面圖」。	Washer dryer connection point is located in Kitchen. Water point of a design of 22mm in diameter and drain point of a design of 40mm in diameter are provided. Please refer to "the Mechanical & Electrical Provisions Plan" for the location of the connection points.
(j)	供水	Water supply	冷熱水喉管全部採用有膠層保護之暗藏銅喉。廚房及浴室均裝有煤氣熱水爐供應廚房及浴室熱水。浴室附有煤氣熱水爐遙控器。	PVC-coated concealed copper pipes are provided for both hot and cold water supply. Hot water supply to Bathroom and Kitchen are provided by gas water heater installed in Bathroom and Kitchen. Remote controller for gas water heater is provided in Bathroom.

3. 室內裝置
Interior Fittings13 號洋房
House 13

細項	Item	描述	Description
(a) 門	Door	<p>車庫層入口大門</p> <ul style="list-style-type: none"> - 每戶均安裝兩道防火實心木單掩門，向停車場之防火實心木單掩門配鋁飾面、木門框配鋁飾面、封口線、氣鼓門鉸、門鎖及門擋。另一向內防火實心木單掩門配木門框、封口線、氣鼓門鉸及門擋。 <p>廚房門</p> <ul style="list-style-type: none"> - 選用木皮面空心木門配木門框、封口線、門鎖、門擋及氣鼓門鉸。 <p>客廳及飯廳門 (進出泳池及後花園)</p> <ul style="list-style-type: none"> - 選用玻璃趟門配鋁門框、門鎖及門擋。 <p>廚房門 (進出前花園)</p> <ul style="list-style-type: none"> - 選用玻璃趟門配鋁門框、門鎖及門擋。 <p>地下洗手間門</p> <ul style="list-style-type: none"> - 選用木皮面空心木門配木門框、封口線、門鎖及門擋。 <p>睡房門</p> <ul style="list-style-type: none"> - 選用木皮面空心木門配木門框、封口線、門鎖及門擋。 <p>主浴室門</p> <ul style="list-style-type: none"> - 選用玻璃趟門配鋁門框。 <p>浴室門</p> <ul style="list-style-type: none"> - 選用木皮面空心木門配木門框、封口線、門鎖及門擋。 <p>多用途房門</p> <ul style="list-style-type: none"> - 選用木皮面空心木門配木門框、封口線、門鎖及門擋。 <p>多用途房洗手間門</p> <ul style="list-style-type: none"> - 選用玻璃趟門配鋁門框。 <p>一樓房門 (進出平台及露台)</p> <ul style="list-style-type: none"> - 選用玻璃趟門配鋁門框、門鎖及門擋。 <p>天台門</p> <ul style="list-style-type: none"> - 選用玻璃掩門配鋁門框、門鎖及門擋。 <p>機電房門 (電機房、濾水機房及水錶房)</p> <ul style="list-style-type: none"> - 防火實心木門配木門框、封口線、門鎖。 	<p>Carport Floor Entrance Door</p> <ul style="list-style-type: none"> - Two layers of fire-rated solid core timber door. Door facing Carpark finished with aluminium finishes, timber door frame finished with aluminium finishes, architrave, door closer hinge, door lockset and door stopper. The other inner one fitted with timber door frame, architrave, door closer hinge and door stopper. <p>Kitchen Door</p> <ul style="list-style-type: none"> - Wood veneered hollow core timber door with timber door frame, architrave, door lockset, door stopper and door closer hinge. <p>Living Room and Dining Room Door (To Swimming Pool and Rear Garden)</p> <ul style="list-style-type: none"> - Glazed sliding door with aluminium door frame, door lockset and door stopper. <p>Kitchen Door (To Front Garden)</p> <ul style="list-style-type: none"> - Glazed sliding door with aluminium door frame, door lockset and door stopper. <p>G/F Lavatory Door</p> <ul style="list-style-type: none"> - Wood veneered hollow core timber door, fitted with timber door frame, architrave, door lockset and door stopper. <p>Bedroom Door</p> <ul style="list-style-type: none"> - Wood veneered hollow core timber door, fitted with timber door frame, architrave, door lockset and door stopper. <p>Master Bathroom Door</p> <ul style="list-style-type: none"> - Glazed sliding door fitted with aluminium door frame. <p>Bathroom Door</p> <ul style="list-style-type: none"> - Wood veneered hollow core timber door, fitted with timber door frame, architrave, door lockset and door stopper. <p>Utility Room Door</p> <ul style="list-style-type: none"> - Wood veneered hollow core timber door, fitted with timber door frame, architrave, door lockset and door stopper. <p>Utility Room Lavatory Door</p> <ul style="list-style-type: none"> - Glazed sliding door with aluminum door frame. <p>1/F Bedroom Door (To Flat Roof and Balcony)</p> <ul style="list-style-type: none"> - Glazed sliding door with aluminium door frame, door lockset and door stopper. <p>Roof Door</p> <ul style="list-style-type: none"> - Glazed door with aluminum door frame, door lockset and door stopper. <p>Plant Room Doors (Electrical Switch Room, Filtration Plant Room and Water Meter Room)</p> <ul style="list-style-type: none"> - Fire-rated solid core timber door with timber door frame, architrave and door lockset.

3. 室內裝置
Interior Fittings13 號洋房
House 13

細項	Item	描述	Description
(b) 浴室	Bathroom	裝有木製洗手盆櫃配以木皮飾面，玻璃飾面，不銹鋼飾面及天然石材飾面。天然石材檯面和衛生潔具及配件，包括鍍鉻洗面龍頭，鍍鉻混頻器，陶瓷洗手盆，搪瓷鐵浴缸 (長度 1400 毫米 x 闊度 700 毫米 x 深度 410 毫米；主人房浴室用長度 1800 毫米 x 闊度 800 毫米 x 深度 430 毫米)，陶瓷坐廁，不銹鋼毛巾架及不銹鋼皂液器 (主人房浴室)，不銹鋼紙巾架，不銹鋼和玻璃鏡櫃，熱水爐遙控器，煤氣恆溫熱水爐，浴室寶及抽氣扇。 隨樓附送設備及品牌，請參閱 [設備說明]。	Fitted with wooden basin cabinet finished with wood veneer, glass panel, stainless steel panel and natural stone finish. Natural stone counter top and sanitary wares and accessories including chrome plated wash basin mixer, chrome plated bath mixer and shower set, ceramic wash basin, enamelled steel bathtub (1400mm(L) x 700mm(W) x 410mm(D); 1800mm(L) x 800mm(W) x 430mm(D) in master bathroom), ceramic water closet, stainless steel towel holder and stainless steel soap dispenser (in master bathroom), stainless steel paper holder, stainless steel and glass mirror cabinet, water heater remote controller, temperature-modulated gas water heater, thermo ventilator and exhaust fan. For appliances and brand names to be provided with the House, please refer to "Appliances Schedule".
(c) 廚房	Kitchen	選用木製廚櫃系列配木皮飾面，木飾面廚櫃門板，鋁質腳線，不銹鋼洗滌盆及鍍鉻洗手盆水龍頭，另設有咖啡機，酒櫃，雪櫃，電磁爐，燒烤爐，烤爐，蒸爐，洗碗碟機，暖碟機，微波焗爐，抽油煙機，煤氣煮食爐及抽氣扇。冷熱水供水系統採用暗藏銅喉管。 隨樓附送設備及品牌，請參閱 [設備說明]。	Fitted with wooden cabinet with wood veneer, wooden door panels and aluminium skirtings, stainless steel sink with chrome plated sink mixer, and also fitted with coffee machine, wine cellar, refrigerator, induction hob, grill hob, oven, steam oven, dishwasher, warming drawer, microwave oven, cooker hood, gas cooker and exhaust fan. Concealed copper pipes used for hot and cold water supply. For appliances and brand names to be provided with the House, please refer to "Appliances Schedule".
(d) 睡房	Bedroom	沒有設備	No fittings
(e) 電話	Telephone	客廳、所有睡房及起居室均裝妥電話插座。 有關接駁點之數目及位置，請參閱「機電裝置數量說明表」及「機電裝置平面圖」。	Telephone outlets are installed in Living Room, all Bedrooms and Family Room. For the number and location of connection points, please refer to "the Schedule of Mechanical & Electrical Provisions" and "the Mechanical & Electrical Provisions Plan".
(f) 天線	Aerials	客廳、所有睡房及起居室均裝妥公用天線及收音機天線插座。 有關電插座及空調機接駁點之數目及位置，請參閱「機電裝置數量說明表」及「機電裝置平面圖」。	Communal TV and FM outlets are installed in Living Room, all Bedrooms and Family Room. For the number and location of socket outlets and air-conditioners connection points, please refer to "the Schedule of Mechanical & Electrical Provisions" and "the Mechanical & Electrical Provisions Plan".
(g) 電力裝置	Electrical installations	電線均採用暗藏式電線喉管安裝方法，除部份明電線喉管藏於假天花、假陣、石膏板圍邊、裝飾線、廚櫃內。每戶均裝有微型斷路器及包括漏電保護。 提供三相電力供電並備有配電箱及微型斷路器。 有關接駁點之數目及位置，請參閱「機電裝置數量說明表」及「機電裝置平面圖」。	All cables are in concealed conduit system, except some surface conduits enclosed in false ceiling, bulkhead, mouldings, cornices, cabinets. Miniature circuit breakers (MCB) board complete with residual current protection is provided for each house. Three phase electricity supply with distribution board and MCB board are provided. For the number and location of connection points, please refer to "the Schedule of Mechanical & Electrical Provisions" and "the Mechanical & Electrical Provisions Plan".
(h) 氣體供應	Gas supply	煤氣喉接駁煤氣煮食爐及煤氣熱水爐。有關接駁點之位置，請參閱「機電裝置平面圖」。	Town gas supply pipes are provided and connected to gas hob and gas water heater. Please refer to "the Mechanical & Electrical Provisions Plan" for the location of the connection points.

3. 室內裝置
Interior Fittings13 號洋房
House 13

	細項	Item	描述	Description
(i)	洗衣機接駁點	Washing machine connection point	洗衣乾衣機接駁點位於廚房。並設有洗衣機來水接駁喉位 (其設計為直徑 22 毫米) 及去水接駁喉位 (其設計為直徑 40 毫米)。有關接駁點之位置, 請參閱「機電裝置平面圖」。	Washer dryer connection point is located in Kitchen. Water point of a design of 22mm in diameter and drain point of a design of 40mm in diameter are provided. Please refer to "the Mechanical & Electrical Provisions Plan" for the location of the connection points.
(j)	供水	Water supply	冷熱水喉管全部採用有膠層保護之暗藏銅喉。廚房及浴室均裝有煤氣熱水爐供應廚房及浴室熱水。浴室附有煤氣熱水爐遙控器。	PVC-coated concealed copper pipes are provided for both hot and cold water supply. Hot water supply to Bathroom and Kitchen are provided by gas water heater installed in Bathroom and Kitchen. Remote controller for gas water heater is provided in Bathroom.

3. 室內裝置
Interior Fittings15 號洋房
House 15

細項	Item	描述	Description
(a) 門	Door	<p>車庫層入口大門</p> <ul style="list-style-type: none"> - 每戶均安裝兩道防火實心木單掩門，向停車場之防火實心木單掩門配鋁飾面、木門框配鋁飾面、封口線、氣鼓門鉸、門鎖及門擋。另一向內防火實心木單掩門配木門框、封口線、氣鼓門鉸及門擋。 <p>廚房門</p> <ul style="list-style-type: none"> - 選用木皮面空心木門配木門框、封口線、門鎖、門擋及氣鼓門鉸。 <p>客廳及飯廳門 (進出泳池及後花園)</p> <ul style="list-style-type: none"> - 選用玻璃趟門配鋁門框、門鎖及門擋。 <p>廚房門 (進出前花園)</p> <ul style="list-style-type: none"> - 選用玻璃趟門配鋁門框、門鎖及門擋。 <p>地下洗手間門</p> <ul style="list-style-type: none"> - 選用木皮面空心木門配木門框、封口線、門鎖及門擋。 <p>睡房門</p> <ul style="list-style-type: none"> - 選用木皮面空心木門配木門框、封口線、門鎖及門擋。 <p>主浴室門</p> <ul style="list-style-type: none"> - 選用玻璃趟門配鋁門框。 <p>浴室門</p> <ul style="list-style-type: none"> - 選用木皮面空心木門配木門框、封口線、門鎖及門擋。 <p>多用途房門</p> <ul style="list-style-type: none"> - 選用木皮面空心木門配木門框、封口線、門鎖及門擋。 <p>多用途房洗手間門</p> <ul style="list-style-type: none"> - 選用玻璃趟門配鋁門框。 <p>一樓房門 (進出平台及露台)</p> <ul style="list-style-type: none"> - 選用玻璃趟門配鋁門框、門鎖及門擋。 <p>天台門</p> <ul style="list-style-type: none"> - 選用玻璃掩門配鋁門框、門鎖及門擋。 <p>機電房門 (電機房、濾水機房及水錶房)</p> <ul style="list-style-type: none"> - 防火實心木門配木門框、封口線、門鎖。 	<p>Carport Floor Entrance Door</p> <ul style="list-style-type: none"> - Two layers of fire-rated solid core timber door. Door facing Carpark finished with aluminium finishes, timber door frame finished with aluminium finishes, architrave, door closer hinge, door lockset and door stopper. The other inner one fitted with timber door frame, architrave, door closer hinge and door stopper. <p>Kitchen Door</p> <ul style="list-style-type: none"> - Wood veneered hollow core timber door with timber door frame, architrave, door lockset, door stopper and door closer hinge. <p>Living Room and Dining Room Door (To Swimming Pool and Rear Garden)</p> <ul style="list-style-type: none"> - Glazed sliding door with aluminium door frame, door lockset and door stopper. <p>Kitchen Door (To Front Garden)</p> <ul style="list-style-type: none"> - Glazed sliding door with aluminium door frame, door lockset and door stopper. <p>G/F Lavatory Door</p> <ul style="list-style-type: none"> - Wood veneered hollow core timber door, fitted with timber door frame, architrave, door lockset and door stopper. <p>Bedroom Door</p> <ul style="list-style-type: none"> - Wood veneered hollow core timber door, fitted with timber door frame, architrave, door lockset and door stopper. <p>Master Bathroom Door</p> <ul style="list-style-type: none"> - Glazed sliding door fitted with aluminium door frame. <p>Bathroom Door</p> <ul style="list-style-type: none"> - Wood veneered hollow core timber door, fitted with timber door frame, architrave, door lockset and door stopper. <p>Utility Room Door</p> <ul style="list-style-type: none"> - Wood veneered hollow core timber door, fitted with timber door frame, architrave, door lockset and door stopper. <p>Utility Room Lavatory Door</p> <ul style="list-style-type: none"> - Glazed sliding door with aluminum door frame. <p>1/F Bedroom Door (To Flat Roof and Balcony)</p> <ul style="list-style-type: none"> - Glazed sliding door with aluminium door frame, door lockset and door stopper. <p>Roof Door</p> <ul style="list-style-type: none"> - Glazed door with aluminum door frame, door lockset and door stopper. <p>Plant Room Doors (Electrical Switch Room, Filtration Plant Room and Water Meter Room)</p> <ul style="list-style-type: none"> - Fire-rated solid core timber door with timber door frame, architrave and door lockset.

3. 室內裝置
Interior Fittings15 號洋房
House 15

細項	Item	描述	Description
(b) 浴室	Bathroom	裝有木製洗手盆櫃配以木皮飾面，玻璃飾面，不銹鋼飾面及天然石材飾面。天然石材檯面和衛生潔具及配件，包括鍍鉻洗面龍頭，鍍鉻混頻器，陶瓷洗手盆，搪瓷鐵浴缸 (長度 1400 毫米 x 闊度 700 毫米 x 深度 410 毫米；主人房浴室用長度 1800 毫米 x 闊度 800 毫米 x 深度 430 毫米)，陶瓷坐廁，不銹鋼毛巾架及不銹鋼皂液器 (主人房浴室)，不銹鋼紙巾架，不銹鋼和玻璃鏡櫃，熱水爐遙控器，煤氣恆溫熱水爐，浴室寶及抽氣扇。 隨樓附送設備及品牌，請參閱 [設備說明]。	Fitted with wooden basin cabinet finished with wood veneer, glass panel, stainless steel panel and natural stone finish. Natural stone counter top and sanitary wares and accessories including chrome plated wash basin mixer, chrome plated bath mixer and shower set, ceramic wash basin, enamelled steel bathtub (1400mm(L) x 700mm(W) x 410mm(D); 1800mm(L) x 800mm(W) x 430mm(D) in master bathroom), ceramic water closet, stainless steel towel holder and stainless steel soap dispenser (in master bathroom), stainless steel paper holder, stainless steel and glass mirror cabinet, water heater remote controller, temperature-modulated gas water heater, thermo ventilator and exhaust fan. For appliances and brand names to be provided with the House, please refer to "Appliances Schedule".
(c) 廚房	Kitchen	選用木製廚櫃系列配木皮飾面，木飾面廚櫃門板，鋁質腳線，不銹鋼洗滌盆及鍍鉻洗手盆水龍頭，另設有咖啡機，酒櫃，雪櫃，電磁爐，燒烤爐，烤爐，蒸爐，洗碗碟機，暖碟機，微波焗爐，抽油煙機，煤氣煮食爐及抽氣扇。冷熱水供水系統採用暗藏銅喉管。 隨樓附送設備及品牌，請參閱 [設備說明]。	Fitted with wooden cabinet with wood veneer, wooden door panels and aluminium skirtings, stainless steel sink with chrome plated sink mixer, and also fitted with coffee machine, wine cellar, refrigerator, induction hob, grill hob, oven, steam oven, dishwasher, warming drawer, microwave oven, cooker hood, gas cooker and exhaust fan. Concealed copper pipes used for hot and cold water supply. For appliances and brand names to be provided with the House, please refer to "Appliances Schedule".
(d) 睡房	Bedroom	沒有設備	No fittings
(e) 電話	Telephone	客廳、所有睡房及起居室均裝妥電話插座。 有關接駁點之數目及位置，請參閱「機電裝置數量說明表」及「機電裝置平面圖」。	Telephone outlets are installed in Living Room, all Bedrooms and Family Room. For the number and location of connection points, please refer to "the Schedule of Mechanical & Electrical Provisions" and "the Mechanical & Electrical Provisions Plan".
(f) 天線	Aerials	客廳、所有睡房及起居室均裝妥公用天線及收音機天線插座。 有關電插座及空調機接駁點之數目及位置，請參閱「機電裝置數量說明表」及「機電裝置平面圖」。	Communal TV and FM outlets are installed in Living Room, all Bedrooms and Family Room. For the number and location of socket outlets and air-conditioners connection points, please refer to "the Schedule of Mechanical & Electrical Provisions" and "the Mechanical & Electrical Provisions Plan".
(g) 電力裝置	Electrical installations	電線均採用暗藏式電線喉管安裝方法，除部份明電線喉管藏於假天花、假陣、石膏板圍邊、裝飾線、廚櫃內。每戶均裝有微型斷路器及包括漏電保護。 提供三相電力供電並備有配電箱及微型斷路器。 有關接駁點之數目及位置，請參閱「機電裝置數量說明表」及「機電裝置平面圖」。	All cables are in concealed conduit system, except some surface conduits enclosed in false ceiling, bulkhead, mouldings, cornices, cabinets. Miniature circuit breakers (MCB) board complete with residual current protection is provided for each house. Three phase electricity supply with distribution board and MCB board are provided. For the number and location of connection points, please refer to "the Schedule of Mechanical & Electrical Provisions" and "the Mechanical & Electrical Provisions Plan".
(h) 氣體供應	Gas supply	煤氣喉接駁煤氣煮食爐及煤氣熱水爐。有關接駁點之位置，請參閱「機電裝置平面圖」。	Town gas supply pipes are provided and connected to gas hob and gas water heater. Please refer to "the Mechanical & Electrical Provisions Plan" for the location of the connection points.

3. 室內裝置
Interior Fittings15 號洋房
House 15

	細項	Item	描述	Description
(i)	洗衣機接駁點	Washing machine connection point	洗衣乾衣機接駁點位於廚房。並設有洗衣機來水接駁喉位 (其設計為直徑 22 毫米) 及去水接駁喉位 (其設計為直徑 40 毫米)。有關接駁點之位置, 請參閱「機電裝置平面圖」。	Washer dryer connection point is located in Kitchen. Water point of a design of 22mm in diameter and drain point of a design of 40mm in diameter are provided. Please refer to "the Mechanical & Electrical Provisions Plan" for the location of the connection points.
(j)	供水	Water supply	冷熱水喉管全部採用有膠層保護之暗藏銅喉。廚房及浴室均裝有煤氣熱水爐供應廚房及浴室熱水。浴室附有煤氣熱水爐遙控器。	PVC-coated concealed copper pipes are provided for both hot and cold water supply. Hot water supply to Bathroom and Kitchen are provided by gas water heater installed in Bathroom and Kitchen. Remote controller for gas water heater is provided in Bathroom.

3. 室內裝置
Interior Fittings16 號洋房
House 16

細項	Item	描述	Description
(a) 門	Door	<p>車庫層入口大門</p> <ul style="list-style-type: none"> - 每戶均安裝兩道防火實心木單掩門，向停車場之防火實心木單掩門配鋁飾面、木門框配鋁飾面、封口線、氣鼓門鉸、門鎖及門擋。另一向內防火實心木單掩門配木門框、封口線、氣鼓門鉸及門擋。 <p>廚房門</p> <ul style="list-style-type: none"> - 選用木皮面空心木門配木門框、封口線、門鎖、門擋及氣鼓門鉸。 <p>客廳及飯廳門 (進出泳池及後花園)</p> <ul style="list-style-type: none"> - 選用玻璃趟門配鋁門框、門鎖及門擋。 <p>廚房門 (進出前花園)</p> <ul style="list-style-type: none"> - 選用玻璃趟門配鋁門框、門鎖及門擋。 <p>地下洗手間門</p> <ul style="list-style-type: none"> - 選用木皮面空心木門配木門框、封口線、門鎖及門擋。 <p>睡房門</p> <ul style="list-style-type: none"> - 選用木皮面空心木門配木門框、封口線、門鎖及門擋。 <p>浴室門</p> <ul style="list-style-type: none"> - 選用木皮面空心木門配木門框、封口線、門鎖及門擋。 <p>多用途房門</p> <ul style="list-style-type: none"> - 選用木皮面空心木門配木門框、封口線、門鎖及門擋。 <p>多用途房洗手間門</p> <ul style="list-style-type: none"> - 選用玻璃趟門配鋁門框。 <p>一樓房門 (進出平台及露台)</p> <ul style="list-style-type: none"> - 選用玻璃趟門配鋁門框、門鎖及門擋。 <p>天台門</p> <ul style="list-style-type: none"> - 選用玻璃掩門配鋁門框、門鎖及門擋。 <p>機電房門 (電機房、濾水機房及水錶房)</p> <ul style="list-style-type: none"> - 防火實心木門配木門框、封口線、門鎖。 	<p>Carport Floor Entrance Door</p> <ul style="list-style-type: none"> - Two layers of fire-rated core timber door. Door facing Carpark finished with aluminium finishes, timber door frame finished with aluminium finishes, architrave, door closer hinge, door lockset and door stopper. The other inner one fitted with timber door frame, architrave, door closer hinge and door stopper. <p>Kitchen Door</p> <ul style="list-style-type: none"> - Wood veneered hollow core timber door with timber door frame, architrave, door lockset, door stopper and door closer hinge. <p>Living Room and Dining Room Door (To Swimming Pool and Rear Garden)</p> <ul style="list-style-type: none"> - Glazed sliding door with aluminium door frame, door lockset and door stopper. <p>Kitchen Door (To Front Garden)</p> <ul style="list-style-type: none"> - Glazed sliding door with aluminium door frame, door lockset and door stopper. <p>G/F Lavatory Door</p> <ul style="list-style-type: none"> - Wood veneered hollow core timber door, fitted with timber door frame, architrave, door lockset and door stopper. <p>Bedroom Door</p> <ul style="list-style-type: none"> - Wood veneered hollow core timber door, fitted with timber door frame, architrave, door lockset and door stopper. <p>Bathroom Door</p> <ul style="list-style-type: none"> - Wood veneered hollow core timber door, fitted with timber door frame, architrave, door lockset and door stopper. <p>Utility Room Door</p> <ul style="list-style-type: none"> - Wood veneered hollow core timber door, fitted with timber door frame, architrave, door lockset and door stopper. <p>Utility Room Lavatory Door</p> <ul style="list-style-type: none"> - Glazed sliding door with aluminum door frame. <p>1/F Bedroom Door (To Flat Roof and Balcony)</p> <ul style="list-style-type: none"> - Glazed sliding door with aluminium door frame, door lockset and door stopper. <p>Roof Door</p> <ul style="list-style-type: none"> - Glazed door with aluminum door frame, door lockset and door stopper. <p>Plant Room Doors (Electrical Switch Room, Filtration Plant Room and Water Meter Room)</p> <ul style="list-style-type: none"> - Fire-rated solid core timber door with timber door frame, architrave and door lockset.

3. 室內裝置
Interior Fittings16 號洋房
House 16

細項	Item	描述	Description
(b) 浴室	Bathroom	裝有木製洗手盆櫃配以木皮飾面。天然石材檯面和衛生潔具及配件，包括鍍鉻洗面龍頭，鍍鉻混頻器，陶瓷洗手盆，搪瓷鐵浴缸（長度 1400 毫米 x 闊度 700 毫米 x 深度 410 毫米），主人房浴室用石材浴缸（長度 1955 毫米 x 闊度 820 毫米 x 深度 550 毫米），陶瓷坐廁，不銹鋼毛巾架，不銹鋼紙巾架，不銹鋼和玻璃鏡櫃，熱水爐遙控器，煤氣恆溫熱水爐及抽氣扇。 隨樓附送設備及品牌，請參閱 [設備說明]。	Fitted with wooden basin cabinet with wood veneer. Natural stone counter top and sanitary wares and accessories including chrome plated wash basin mixer, chrome plated bath mixer and shower set, vitreous wash basin, enameled steel bathtub (1400mm (L) x 700mm (W) x 410mm (D)) and stone bathtub in master bathroom (1955mm (L) x 820mm (W) x 550mm(D)), vitreous water closet, stainless steel towel bar, stainless steel paper holder, stainless steel and glass mirror cabinet, heater remote controller (Gas), temperature-modulated gas water heater and exhaust fan. For appliances and brand names to be provided with the House, please refer to "Appliances Schedule".
(c) 廚房	Kitchen	選用木製廚櫃系列配木皮飾面，木飾面廚櫃門板，鋁質腳線，不銹鋼洗滌盆及鍍鉻洗手盆水龍頭，另設有咖啡機，酒櫃，雪櫃，電磁爐，燒烤爐，烤爐，蒸爐，洗碗碟機，暖碟機，微波焗爐，抽油煙機，煤氣煮食爐及抽氣扇。冷熱水供水系統採用暗藏銅喉管。 隨樓附送設備及品牌，請參閱 [設備說明]。	Fitted with wooden cabinet with wood veneer, wooden door panels and aluminium skirtings, stainless steel sink with chrome plated sink mixer, and also fitted with coffee machine, wine cellar, refrigerator, induction hob, grill hob, oven, steam oven, dishwasher, warming drawer, microwave oven, cooker hood, gas cooker and exhaust fan. Concealed copper pipes used for hot and cold water supply. For appliances and brand names to be provided with the House, please refer to "Appliances Schedule".
(d) 睡房	Bedroom	沒有設備	No fittings
(e) 電話	Telephone	客廳、所有睡房及起居室均裝妥電話插座。 有關電插座及空調機接駁點之數目及位置，請參閱「機電裝置數量說明表」及「機電裝置平面圖」。	Telephone outlets are installed in Living Room, all Bedrooms and Family Room. For the number and location of connection points, please refer to "the Schedule of Mechanical & Electrical Provisions" and "the Mechanical & Electrical Provisions Plan".
(f) 天線	Aerials	客廳、所有睡房及起居室均裝妥公用天線及收音機天線插座。 有關電插座及空調機接駁點之數目及位置，請參閱「機電裝置數量說明表」及「機電裝置平面圖」。	Communal TV and FM outlets are installed in Living Room, all Bedrooms and Family Room. For the number and location of socket outlets and air-conditioners connection points, please refer to "the Schedule of Mechanical & Electrical Provisions" and "the Mechanical & Electrical Provisions Plan".
(g) 電力裝置	Electrical installations	電線均採用暗藏式電線喉管安裝方法，除部份明電線喉管藏於假天花、假陣、石膏板圍邊、裝飾線、廚櫃內。每戶均裝有微型斷路器及包括漏電保護。 提供三相電力供電並備有配電箱及微型斷路器。 有關接駁點之數目及位置，請參閱「機電裝置數量說明表」及「機電裝置平面圖」。	All cables are in concealed conduit system, except some surface conduits enclosed in false ceiling, bulkhead, mouldings, cornices, cabinets. Miniature circuit breakers (MCB) board complete with residual current protection is provided for each house. Three phase electricity supply with distribution board and MCB board are provided. For the number and location of connection points, please refer to "the Schedule of Mechanical & Electrical Provisions" and "the Mechanical & Electrical Provisions Plan".
(h) 氣體供應	Gas supply	煤氣喉接駁煤氣煮食爐及煤氣熱水爐。有關接駁點之位置，請參閱「機電裝置平面圖」。	Town gas supply pipes are connected to gas hob and gas water heater. Please refer to "the Mechanical & Electrical Provisions Plan" for the location of the connection points.

3. 室內裝置

Interior Fittings

16 號洋房

House 16

	細項	Item	描述	Description
(i)	洗衣機接駁點	Washing machine connection point	洗衣乾衣機接駁點位於廚房。並設有洗衣機來水接駁喉位 (其設計為直徑 22 毫米) 及去水接駁喉位 (其設計為直徑 40 毫米)。有關接駁點之位置, 請參閱「機電裝置平面圖」。	Washer dryer connection point is located in Kitchen. Water point of a design of 22mm in diameter and drain point of a design of 40mm in diameter are provided. Please refer to "the Mechanical & Electrical Provisions Plan" for the location of the connection points.
(j)	供水	Water supply	冷熱水喉管全部採用有膠層保護之暗藏銅喉。廚房及浴室均裝有煤氣熱水爐供應廚房及浴室熱水。浴室附有煤氣熱水爐遙控器。	PVC-coated concealed copper pipes are provided for both hot and cold water supply. Hot water supply to Bathroom and Kitchen are provided by gas water heater installed in Bathroom and Kitchen. Remote controller for gas water heater is provided in Bathroom.

4. 雜項
Miscellaneous

	細項	Item	描述	Description
(a)	升降機	Lifts	<ul style="list-style-type: none"> - 一號洋房配備一部「奧的斯」電梯（型號：GeN2-R1）。 - 所停層數 - 停車場、地下、一樓。 - 其他洋房沒有配備電梯。 	<ul style="list-style-type: none"> - House 1 fitted with 1 no. of “OTIS” lift (model no. GeN2-R1) . - Floors Served - Carport Floor, G/F, 1/F. - Nil for other houses
(b)	信箱	Letter box	<ul style="list-style-type: none"> - 不銹鋼信箱。 	<ul style="list-style-type: none"> - Stainless steel letter box
(c)	垃圾收集	Refuse collection	<ul style="list-style-type: none"> - 垃圾收集及物料回收房設於第二層近發展項目入口。垃圾由清潔工人收集及運走。 	<ul style="list-style-type: none"> - Refuse collection and material recycling chamber is located at Level 2 near the main entrance of the development for collection and removal of refuse by cleaners.
(d)	水錶、電錶及氣體錶	Water meter, electricity meter and gas meter	<ul style="list-style-type: none"> - 1 號至 6 號洋房的獨立水錶、電錶及氣體錶安裝在第三層。 - 7 號至 16 號洋房的獨立水錶、電錶及氣體錶安裝在第一層。 	<ul style="list-style-type: none"> - Separate meters for potable water, electricity and town gas are installed on Level 3 for House 1 to 6. - Separate meters for potable water, electricity and town gas are installed on Level 1 for House 7 to 16.

備註：賣方承諾如該項目中沒有安裝指明的品牌名稱或產品型號的升降機或設備，便會安裝品質相若的升降機或設備。

Note: The vendor undertakes that if lifts or appliances of the specified brand name or model number are not installed in the development, lifts or appliances of comparable quality will be installed.

5. 保安設施
Security facilities

細項	Item	描述	Description
保安系統	Security System	<ul style="list-style-type: none"> - 屋苑入口沿緊急消防通道，園林地帶，車庫層，圍牆及所有洋房後花園均有閉路電視監察系統。 - 第一層及第三層的洋房車庫層入口大門及洋房地下大閘出入口均設訪客對講及門鈴裝置。 - 沿發展項目邊界裝有低電壓電網。 	<ul style="list-style-type: none"> - CCTV security systems are provided at main entrance along emergency vehicular access, landscape area, carport floor, fence wall and the rear garden of all houses. - Visitor panel is equipped at the Level 1, Level 3 carpark entrance and G/F main entrance gate of the House. - Low voltage electrical fencing are provided along the boundary of the development.

6. 設備

Appliances

品牌名稱及產品型號

Brand name and model number

位置 Location	設備 Appliance	品牌 Brand	產品型號 Model Number	1號 洋房 House 1	2號 洋房 House 2	3號 洋房 House 3	5號 洋房 House 5	6號 洋房 House 6	7號 洋房 House 7	8號 洋房 House 8	9號 洋房 House 9	10號 洋房 House 10	11號 洋房 House 11	12號 洋房 House 12	13號 洋房 House 13	15號 洋房 House 15	16號 洋房 House 16		
中式廚房 Chinese Kitchen	洗衣機 Washer	Miele	W2819i	1	1	1	1	1	1	1	1	1	1	1	1	1	1		
	乾衣機 Dryer		T4819Ci	1	1	1	1	1	1	1	1	1	1	1	1	1	1	1	
	雪櫃 Refrigerator	De Dietrich	DRP1328JE	1	1	1	1	1	1	1	1	1	1	1	1	1	1		
	雙頭爐 Double Burner Gas Hob		DTG1410X	1	1	1	1	1	1	1	1	1	1	1	1	1	1	1	
	單頭爐 Single Burner Gas Hob		DTG1289XC	1	1	1	1	1	1	1	1	1	1	1	1	1	1	1	
	抽油煙機 Cooker hood		DHD1112X	1	1	1	1	1	1	1	1	1	1	1	1	1	1	1	
	烤箱 Oven		DOP1150X	1	1	1	1	1	1	1	1	1	1	1	1	1	1	1	
	洗碗碟機 Dishwasher		DVH1150JU	1	1	1	1	1	1	1	1	1	1	1	1	1	1	1	1
	蒸爐 Steam Oven		DOV1145X	1	1	1	1	1	1	1	1	1	1	1	1	1	1	1	1
	燒烤爐 Grill Hob		DTE1148X	1	1	1	1	1	1	1	1	1	1	1	1	1	1	1	1
	電視 Television		Oolaa	KTV 1.0	1	1	1	1	1	1	1	1	1	1	1	1	1	1	1
西式廚房 Western Kitchen	酒櫃 Wine Cellar	De Dietrich	DWS1312BC	1	1	1	1	1	1	1	1	1	1	1	1	1	1	1	
	電磁爐 Induction hob		DTI1101X	1	1	1	1	1	1	1	1	1	1	1	1	1	1	1	
	暖碟機 Warming Drawer		DWD1514X	1	1	1	1	1	1	1	1	1	1	1	1	1	1	1	
	咖啡機 Coffee Machine		DED1140X	1	1	1	1	1	1	1	1	1	1	1	1	1	1	1	
	微波焗爐 Microwave oven		DME1140X	1	1	1	1	1	1	1	1	1	1	1	1	1	1	1	
	雪櫃 Refrigerator		DKA861XC	1	-	1	1	1	1	1	1	1	1	1	1	1	1	1	1
			DRP1328JE	-	1	-	-	-	-	-	-	-	-	-	-	-	-	-	-
主人房浴室 Master Bathroom	防水電視 Waterproofing Television	Oolaa	BTV19 (B)	1	-	1	1	1	1	1	1	1	1	1	1	1	1		
		Mirror Vue	MV	-	1	-	-	-	-	-	-	-	-	-	-	-	-	-	
	電動天幕 Motorized Skylight Screen	麗迪絲 Nice-Drape	Skylight SK6066 System	1	-	1	1	1	1	1	1	1	1	1	1	1	1	1	
			Skylight SK10 System	-	1	-	-	-	-	-	-	-	-	-	-	-	-	-	-
後花園 Rear Garden	燒烤爐 Barbecue Grille	Blueframe	TBQ-120F	1	-	1	1	1	1	1	1	1	1	1	1	1	1		
		Genesi	G9BS-4C	-	1	-	-	-	-	-	-	-	-	-	-	-	-	-	
家庭廳 Family Room	自動滑門 Automatic Sliding Door	多瑪 Dorma	ES 200	-	1	-	-	-	-	-	-	-	-	-	-	-	-		

備註 Note:

賣方承諾如該項目中沒有安裝指明的品牌名稱或產品型號的升降機或設備，便會安裝品質相若的升降機或設備。

The vendor undertakes that if lifts or appliances of the specified brand name or model number are not installed in the development, lifts or appliances of comparable quality will be installed.

6. 設備

Appliances

品牌名稱及產品型號

Brand name and model number

位置 Location	設備 Appliance	品牌 Brand	產品型號 Model Number	1號 洋房 House 1	2號 洋房 House 2	3號 洋房 House 3	5號 洋房 House 5	6號 洋房 House 6	7號 洋房 House 7	8號 洋房 House 8	9號 洋房 House 9	10號 洋房 House 10	11號 洋房 House 11	12號 洋房 House 12	13號 洋房 House 13	15號 洋房 House 15	16號 洋房 House 16
浴室一 Bathroom 1	抽氣扇 Exhaust Fan	奧斯博格 Ostberg	RFE140B	1	1	1	1	1	1	1	1	1	1	1	1	1	1
	抽濕機 Dehumidifier	樂聲 Panasonic	FV-30BG2H	1	1	1	1	1	1	1	1	1	1	1	1	1	1
浴室二 Bathroom 2	抽氣扇 Exhaust Fan	奧斯博格 Ostberg	RFE140A	1	1	1	1	1	1	1	1	1	1	1	1	1	1
	抽濕機 Dehumidifier	樂聲 Panasonic	FV-30BG2H	1	1	1	1	1	1	1	1	1	1	1	1	1	1
浴室三 Bathroom 3	抽氣扇 Exhaust Fan	奧斯博格 Ostberg	RFE140A	1	-	-	-	1	-	-	-	-	-	-	-	-	-
	抽濕機 Dehumidifier	樂聲 Panasonic	FV-30BG2H	1	-	-	-	1	-	-	-	-	-	-	-	-	-
浴室四 Bathroom 4	抽氣扇 Exhaust Fan	奧斯博格 Ostberg	RFE140B	1	-	-	-	-	-	-	-	-	-	-	-	-	-
	抽濕機 Dehumidifier	樂聲 Panasonic	FV-30BG2H	1	-	-	-	-	-	-	-	-	-	-	-	-	-
主人房浴室 Master Bathroom	抽氣扇 Exhaust Fan	樂聲 Panasonic	FV-18NF3H	1	1	1	1	1	1	1	1	1	1	1	1	1	1
	抽濕機 Dehumidifier	樂聲 Panasonic	FV-30BG2H	1	1	1	1	1	1	1	1	1	1	1	1	1	1
中式廚房 Chinese Kitchen	抽氣扇 Exhaust Fan	奧斯博格 Ostberg	RFE140B	1	1	1	1	1	1	1	1	1	1	1	1	1	1

備註 Note:

賣方承諾如該項目中沒有安裝指明的品牌名稱或產品型號的升降機或設備，便會安裝品質相若的升降機或設備。

The vendor undertakes that if lifts or appliances of the specified brand name or model number are not installed in the development, lifts or appliances of comparable quality will be installed.

6. 設備

Appliances

品牌名稱及產品型號

Brand name and model number

VRV 分體式空調

VRV Multi Air Conditioning System

1 號洋房 VRV 分體式空調 House 1 VRV Multi Air Conditioning System	
品牌名稱 Brand Name	產品型號 Model Number
大金 Daikin	FXDP56QP (7 sets)
	FXDP90QP (1 set)
	FXAQ25P (2 sets)
	FXAQ40P (6 sets)
	RUXYQ30AB (1 set)

2 號洋房 VRV 分體式空調 House 2 VRV Multi Air Conditioning System	
品牌名稱 Brand Name	產品型號 Model Number
大金 Daikin	FXDP45QP (2 sets)
	FXDP56QP (5 sets)
	FXDP63QP (1 set)
	FXDP71QP (2 sets)
	FXDP112QP (1 set)
	FXAQ25P (1 set)
	RUXYQ28AB (1 set)

備註：賣方承諾如該項目中沒有安裝指明的品牌名稱或產品型號的升降機或設備，便會安裝品質相若的升降機或設備。

Note: The vendor undertakes that if lifts or appliances of the specified brand name or model number are not installed in the development, lifts or appliances of comparable quality will be installed.

6. 設備

Appliances

品牌名稱及產品型號

Brand name and model number

VRV 分體式空調

VRV Multi Air Conditioning System

3 至 5 號洋房 VRV 分體式空調 House 3 to 5 VRV Multi Air Conditioning System	
品牌名稱 Brand Name	產品型號 Model Number
大金 Daikin	FXDP56QP (4 sets)
	FXDP71QP (2 sets)
	FXAQ63P (1 set)
	FXAQ25P (3 sets)
	FXAQ40P (5 sets)
	RUXYQ28AB (1 set)

6 號洋房 VRV 分體式空調 House 6 VRV Multi Air Conditioning System	
品牌名稱 Brand Name	產品型號 Model Number
大金 Daikin	FXDP56QP (5 sets)
	FXDP71QP (3 sets)
	FXDP90QP (1 set)
	FXAQ25P (2 sets)
	FXAQ40P (6 sets)
	RUXYQ32AB (1 set)

備註：賣方承諾如該項目中沒有安裝指明的品牌名稱或產品型號的升降機或設備，便會安裝品質相若的升降機或設備。

Note: The vendor undertakes that if lifts or appliances of the specified brand name or model number are not installed in the development, lifts or appliances of comparable quality will be installed.

6. 設備

Appliances

品牌名稱及產品型號

Brand name and model number

VRV 分體式空調

VRV Multi Air Conditioning System

7 號洋房 VRV 分體式空調 House 7 VRV Multi Air Conditioning System	
品牌名稱 Brand Name	產品型號 Model Number
大金 Daikin	FXDP56QP (2 sets)
	FXDP71QP (4 sets)
	FXAQ25P (2 sets)
	FXAQ40P (4 sets)
	FXAQ63P (1 set)
	RUXYQ28AB (1 set)

8 至 15 號洋房 VRV 分體式空調 House 8 to 15 VRV Multi Air Conditioning System	
品牌名稱 Brand Name	產品型號 Model Number
大金 Daikin	FXDP56QP (4 sets)
	FXDP71QP (1 set)
	FXAQ63P (1 set)
	FXAQ25P (2 sets)
	FXAQ40P (3 sets)
	RUXYQ24AB (1 set)

備註：賣方承諾如該項目中沒有安裝指明的品牌名稱或產品型號的升降機或設備，便會安裝品質相若的升降機或設備。

Note: The vendor undertakes that if lifts or appliances of the specified brand name or model number are not installed in the development, lifts or appliances of comparable quality will be installed.

6. 設備

Appliances

品牌名稱及產品型號

Brand name and model number

VRV 分體式空調

VRV Multi Air Conditioning System

16 號洋房 VRV 分體式空調 House 16 VRV Multi Air Conditioning System	
品牌名稱 Brand Name	產品型號 Model Number
大金 Daikin	FXDP56QP (4 sets)
	FXDP71QP (1 set)
	FXDP90QP (1 set)
	FXAQ25P (2 sets)
	FXAQ40P (3 sets)
	RUXYQ24AB (1 set)

備註：賣方承諾如該項目中沒有安裝指明的品牌名稱或產品型號的升降機或設備，便會安裝品質相若的升降機或設備。

Note: The vendor undertakes that if lifts or appliances of the specified brand name or model number are not installed in the development, lifts or appliances of comparable quality will be installed.

6. 設備

Appliances

品牌名稱及產品型號

Brand name and model number

抽氣扇

Exhaust Fan

1 號洋房抽氣扇 House 1 Exhaust Fan		
位置 Location	品牌名稱 Brand Name	產品型號 Model Number
第四層洗手間一 Level 4 Lav 1	奧斯博格 Ostberg	RFE 140A
第四層浴室四 Level 4 Bath 4	奧斯博格 Ostberg	RFE 140A
第四層廚房 Level 4 Kitchen	奧斯博格 Ostberg	RFE 140B
第五層主人浴室 Level 5 M Bath	樂聲 Panasonic	FV-18NF3H
第五層睡房一之浴室 Level 5 Bath 1 in bedroom 1	奧斯博格 Ostberg	RFE 140A
第五層睡房二之浴室 Level 5 Bath 2 in bedroom 2	奧斯博格 Ostberg	RFE 140A
第五層睡房三之浴室 Level 5 Bath 3 in bedroom 3	奧斯博格 Ostberg	RFE 140A

6. 設備

Appliances

品牌名稱及產品型號

Brand name and model number

抽氣扇

Exhaust Fan

2 至 5 號洋房抽氣扇 House 2 to 5 Exhaust Fan		
位置 Location	品牌名稱 Brand Name	產品型號 Model Number
第四層洗手間一 Level 4 Lav 1	奧斯博格 Ostberg	RFE 140A
第四層洗手間二 Level 4 Lav 2	奧斯博格 Ostberg	RFE 140A
第四層廚房 Level 4 Kitchen	奧斯博格 Ostberg	RFE 140B
第五層主人浴室 Level 5 M Bath	樂聲 Panasonic	FV-18NF3H
第五層睡房一之浴室 Level 5 Bath 1 in bedroom 1	奧斯博格 Ostberg	RFE 140A
第五層睡房二之浴室 Level 5 Bath 2 in bedroom 2	奧斯博格 Ostberg	RFE 140A

備註：賣方承諾如該項目中沒有安裝指明的品牌名稱或產品型號的升降機或設備，便會安裝品質相若的升降機或設備。

Note: The vendor undertakes that if lifts or appliances of the specified brand name or model number are not installed in the development, lifts or appliances of comparable quality will be installed.

6. 設備

Appliances

品牌名稱及產品型號

Brand name and model number

抽氣扇

Exhaust Fan

6 號洋房抽氣扇 House 6 Exhaust Fan		
位置 Location	品牌名稱 Brand Name	產品型號 Model Number
第四層洗手間一 Level 4 Lav 1	奧斯博格 Ostberg	RFE 140A
第四層洗手間二 Level 4 Lav 2	奧斯博格 Ostberg	RFE 140A
第四層廚房 Level 4 Kitchen	奧斯博格 Ostberg	RFE 140B
第五層主人浴室 Level 5 M Bath	樂聲 Panasonic	FV-18NF3H
第五層睡房一之浴室 Level 5 Bath 1 in bedroom 1	奧斯博格 Ostberg	RFE 140A
第五層睡房二之浴室 Level 5 Bath 2 in bedroom 2	奧斯博格 Ostberg	RFE 140A
第五層睡房三之浴室 Level 5 Bath 3 in bedroom 3	奧斯博格 Ostberg	RFE 140A

6. 設備

Appliances

品牌名稱及產品型號

Brand name and model number

抽氣扇

Exhaust Fan

7 至 16 號洋房抽氣扇 House 7 to 16 Exhaust Fan		
位置 Location	品牌名稱 Brand Name	產品型號 Model Number
第五層洗手間一 Level 5 Lav 1	奧斯博格 Ostberg	RFE 140A
第五層洗手間二 Level 5 Lav 2	奧斯博格 Ostberg	RFE 140A
第五層廚房 Level 5 Kitchen	奧斯博格 Ostberg	RFE 140B
第六層主人浴室 Level 6 M Bath	樂聲 Panasonic	FV-18NF3H
第六層睡房一之浴室 Level 6 Bath 1 in bedroom 1	奧斯博格 Ostberg	RFE 140A
第六層睡房二之浴室 Level 6 Bath 2 in bedroom 2	奧斯博格 Ostberg	RFE 140A

備註：賣方承諾如該項目中沒有安裝指明的品牌名稱或產品型號的升降機或設備，便會安裝品質相若的升降機或設備。

Note: The vendor undertakes that if lifts or appliances of the specified brand name or model number are not installed in the development, lifts or appliances of comparable quality will be installed.

6. 設備

Appliances

品牌名稱及產品型號

Brand name and model number

抽濕機

Dehumidifier

位置 Location	品牌名稱 Brand Name	產品型號 Model Number
一號洋房 House 1 第四層浴室四 Level 4 Bath 4 第五層主人浴室、睡房一之浴室、 睡房二之浴室及睡房三之浴室 Level 5 M Bath, Bath 1 in bedroom 1, Bath 2 in bedroom 2, Bath 3 in bedroom 3	樂聲 Panasonic	FV-30BG2H
二號至五號洋房 House 2 – 5 第四層洗手間一 Level 4 Lav 1 第五層主人浴室、睡房一之浴室、睡房二之浴室 Level 5 M Bath, Bath 1 in bedroom 1, Bath 2 in bedroom 2		
六號洋房 House 6 第四層洗手間一 Level 4 Lav 1 第五層主人浴室、睡房一之浴室、睡房二之浴室及睡房三之浴室 Level 5 M Bath, Bath 1 in bedroom 1, Bath 2 in bedroom 2, Bath 3 in bedroom 3		
七號至十六號洋房 House 7 – 16 第五層洗手間一 Level 5 Lav 1 第六層主人浴室、睡房一之浴室、睡房二之浴室 Level 6 M Bath, Bath 1 in bedroom 1, Bath 2 in bedroom 2		

備註：賣方承諾如該項目中沒有安裝指明的品牌名稱或產品型號的升降機或設備，便會安裝品質相若的升降機或設備。

Note: The vendor undertakes that if lifts or appliances of the specified brand name or model number are not installed in the development, lifts or appliances of comparable quality will be installed.

機電裝置數量說明表

Schedule of Mechanical & Electrical Provisions

1 號洋房

House 1

樓層 Floor	位置 Location	項目 Items								
		燈掣 Lighting Switch	電源掣 Power Switch	觸控式控制板 Touch Keypad	插蘇 Socket Outlet	電視 / 電台 天線插座 TV / FM Outlet	電話插座 Telephone Outlet	數據插座 Data Outlet	熱水爐 Water Heater	接線座 Fused Spur Unit
車庫層 Carport Floor	升降機大堂 Lift Lobby	2								
	電機房 Electrical Switch Room	1			2					5
	水錶房 Water Meter Room	1								
	樓梯 Staircase									
	停車場 Car Park		1		3					
地下 Ground Floor	廚房 Kitchen	4	3		13	1				5
	浴室 Bath		1		2					3
	洗手間 1 Lavatory 1									1
	客廳、飯廳及家庭廳 Living Room, Dining Room and Family Room	13	3	1	12	2	3	2		3
	花園 Garden	2			2					
	儲物室 Store	2	1	1	2	1				1
	大堂 Lobby	2								
一樓 First Floor	樓梯 Staircase									
	睡房一 Bedroom 1	4	1		5	1	1	1		
	睡房一之浴室 Bathroom in Bedroom 1		1		2					3
	睡房二 Bedroom 2	4	1		5	1	1	1		
	睡房二之浴室 Bathroom in Bedroom 2		1		2					3
	睡房三 Bedroom 3	3	1		5	1	1	1		
	睡房三之浴室 Bathroom in Bedroom 3		1		2					3
	主人睡房 Master Bedroom	4	1		5	1	1	1		
	主人浴室 Master Bathroom		1		5	1				8
	走廊 Corridor	4	1							
天台 Roof	樓梯 Staircase	1								
	平台 Flat Roof				1					
	天台 Roof				1				3	3
	空調機房 A/C Plant Room		1							

機電裝置數量說明表

Schedule of Mechanical & Electrical Provisions

2 號洋房

House 2

樓層 Floor	位置 Location	項目 Items								
		燈掣 Lighting Switch	電源掣 Power Switch	觸控式控制板 Touch Keypad	插蘇 Socket Outlet	電視 / 電台 天線插座 TV / FM Outlet	電話插座 Telephone Outlet	數據插座 Data Outlet	熱水爐 Water Heater	接線座 Fused Spur Unit
車庫層 Carport Floor	電機房 Electrical Switch Room	1			2					5
	水錶房 Water Meter Room	1								
	樓梯 Staircase	2								
	停車場 Car Park		1		3					
地下 Ground Floor	廚房 Kitchen	2	3		17	1				4
	洗手間 1 Lavatory 1	2	1							3
	洗手間 2 Lavatory 2									1
	客廳及飯廳 Living Room & Dining Room	24	2	1	20	1	2			7
	花園 Garden	2			2					2
	儲物室 Store	3	1	1	1					
一樓 First Floor	睡房一 Bedroom 1	6	1		8	1	2			3
	睡房一之浴室 Bathroom in Bedroom 1	4	2		1					3
	睡房二 Bedroom 2	5			7	1	1			2
	睡房二之浴室 Bathroom in Bedroom 2	4	2		1					3
	睡房三 Bedroom 3									
	主人睡房 Master Bedroom	15	1		11	1	1			3
	主人浴室 Master Bathroom		1		4	1				4
	家庭廳 Family Room	5	1		4	1	1			3
	走廊 Corridor									
	樓梯 Staircase	2								
	洗手間 2 Lavatory 2									1
平台 Flat Roof				1						
天台 Roof	天台 Roof				1				3	3
	空調機房 A/C Plant Room		1							

機電裝置數量說明表

Schedule of Mechanical & Electrical Provisions

3 號洋房

House 3

樓層 Floor	位置 Location	項目 Items								
		燈掣 Lighting Switch	電源掣 Power Switch	觸控式控制板 Touch Keypad	插蘇 Socket Outlet	電視 / 電台 天線插座 TV / FM Outlet	電話插座 Telephone Outlet	數據插座 Data Outlet	熱水爐 Water Heater	接線座 Fused Spur Unit
車庫層 Carport Floor	電機房 Electrical Switch Room	1			2					5
	水錶房 Water Meter Room	1								
	樓梯 Staircase	2								
	停車場 Car Park		1		3					
地下 Ground Floor	廚房 Kitchen	4	3		17	1				4
	洗手間 1 Lavatory 1									2
	洗手間 2 Lavatory 2									1
	客廳及飯廳 Living Room & Dining Room	12	3	1	13	2	2	2		3
	花園 Garden	2			2					
	儲物室 Store	2	1	1	1					2
一樓 First Floor	樓梯 Staircase									
	睡房一 Bedroom 1	4	1		5	1	1	1		
	睡房一之浴室 Bathroom in Bedroom 1		1		2					3
	睡房二 Bedroom 2	4			5	1	1	1		
	睡房二之浴室 Bathroom in Bedroom 2		1		2					3
	睡房三 Bedroom 3	1			5	1	1	1		
	主人睡房 Master Bedroom	4	1		6	1	1	1		
	主人浴室 Master Bathroom		1		5	1				7
	家庭廳 Family Room	4			2	1		1		
	走廊 Corridor	2	1							
天台 Roof	樓梯 Staircase	1								
	平台 Flat Roof				1					
	天台 Roof				1				3	3
	空調機房 A/C Plant Room		1							

機電裝置數量說明表

Schedule of Mechanical & Electrical Provisions

5 號洋房

House 5

樓層 Floor	位置 Location	項目 Items								
		燈掣 Lighting Switch	電源掣 Power Switch	觸控式控制板 Touch Keypad	插蘇 Socket Outlet	電視 / 電台 天線插座 TV / FM Outlet	電話插座 Telephone Outlet	數據插座 Data Outlet	熱水爐 Water Heater	接線座 Fused Spur Unit
車庫層 Carport Floor	電機房 Electrical Switch Room	1			2					5
	水錶房 Water Meter Room	1								
	樓梯 Staircase	2								
	停車場 Car Park		1		3					
地下 Ground Floor	廚房 Kitchen	4	3		17	1				4
	洗手間 1 Lavatory 1									2
	洗手間 2 Lavatory 2									1
	客廳及飯廳 Living Room & Dining Room	12	3	1	13	2	2	2		3
	花園 Garden	2			2					
	儲物室 Store	2	1	1	1					2
一樓 First Floor	樓梯 Staircase									
	睡房一 Bedroom 1	4	1		5	1	1	1		
	睡房一之浴室 Bathroom in Bedroom 1		1		2					3
	睡房二 Bedroom 2	4			5	1	1	1		
	睡房二之浴室 Bathroom in Bedroom 2		1		2					3
	睡房三 Bedroom 3	1			5	1	1	1		
	主人睡房 Master Bedroom	4	1		6	1	1	1		
	主人浴室 Master Bathroom		1		5	1				7
	家庭廳 Family Room	4			2	1		1		
	走廊 Corridor	2	1							
天台 Roof	樓梯 Staircase	1								
	平台 Flat Roof				1					
	天台 Roof				1				3	3
	空調機房 A/C Plant Room		1							

機電裝置數量說明表

Schedule of Mechanical & Electrical Provisions

6 號洋房

House 6

樓層 Floor	位置 Location	項目 Items								
		燈掣 Lighting Switch	電源掣 Power Switch	觸控式控制板 Touch Keypad	插蘇 Socket Outlet	電視 / 電台 天線插座 TV / FM Outlet	電話插座 Telephone Outlet	數據插座 Data Outlet	熱水爐 Water Heater	接線座 Fused Spur Unit
車庫層 Carport Floor	電機房 Electrical Switch Room	1			2					5
	水錶房 Water Meter Room	1								
	樓梯 Staircase	2								
	停車場 Car Park		1		3					
地下 Ground Floor	廚房 Kitchen	2	3		11	1				1
	洗手間 1 Lavatory 1									2
	洗手間 2 Lavatory 2									1
	客廳及飯廳 Living Room & Dining Room	11	3	1	10	2	2	1		2
	花園 Garden	2			2					
	儲物室 Store	2	1	1	1					2
	大堂 Lobby									
一樓 First Floor	睡房一 Bedroom 1	4	1		6	1	1	1		
	睡房一之浴室 Bathroom in Bedroom 1		1		2					3
	睡房二 Bedroom 2	4	1		5	1	1	1		
	睡房二之浴室 Bathroom in Bedroom 2		1		2					3
	睡房三 Bedroom 3	1			5	1	1	1		
	睡房三之浴室 Bathroom in Bedroom 3		1		2					3
	主人睡房 Master Bedroom	4	1		5	1	1	1		
	主人浴室 Master Bathroom		1		5					7
	家庭廳 Family Room				2	1		1		
	走廊 Corridor	8	1							
	樓梯 Staircase	1								
天台 Roof	平台 Flat Roof				1					
	天台 Roof				1				3	3
	空調機房 A/C Plant Room		1							

機電裝置數量說明表

Schedule of Mechanical & Electrical Provisions

7 號洋房

House 7

樓層 Floor	位置 Location	項目 Items								
		燈掣 Lighting Switch	電源掣 Power Switch	觸控式控制板 Touch Keypad	插蘇 Socket Outlet	電視 / 電台 天線插座 TV / FM Outlet	電話插座 Telephone Outlet	數據插座 Data Outlet	熱水爐 Water Heater	接線座 Fused Spur Unit
車庫層 Carport Floor	電機房 Electrical Switch Room	1	1		2				1	5
	水錶房 Water Meter Room	1								
	樓梯 Staircase	2								
	停車場 Car Park		1		2					
地下 Ground Floor	廚房 Kitchen	2	3		9	1				1
	洗手間 1 Lavatory 1									1
	洗手間 2 Lavatory 2									2
	客廳及飯廳 Living Room & Dining Room	10	2	1	9	1	1	1		2
	花園 Garden	2			2					
	儲物室 Store	1	1	1	1					2
一樓 First Floor	樓梯 Staircase									
	睡房一 Bedroom 1	4	1		5	1	1	1		
	睡房一之浴室 Bathroom in Bedroom 1		1		2					3
	睡房二 Bedroom 2	3			5	1	1	1		
	睡房二之浴室 Bathroom in Bedroom 2		1		2					3
	主人睡房 Master Bedroom	4	1		5	1	1	1		
	主人浴室 Master Bathroom		1		5	1				7
	家庭廳 Family Room				5	2		2		
	走廊 Corridor	5	1							
樓梯 Staircase	1									
平台 Flat Roof				1						
天台 Roof	天台 Roof				1				2	2
	空調機房 A/C Plant Room									

機電裝置數量說明表

Schedule of Mechanical & Electrical Provisions

8 號洋房

House 8

樓層 Floor	位置 Location	項目 Items								
		燈掣 Lighting Switch	電源掣 Power Switch	觸控式控制板 Touch Keypad	插蘇 Socket Outlet	電視 / 電台 天線插座 TV / FM Outlet	電話插座 Telephone Outlet	數據插座 Data Outlet	熱水爐 Water Heater	接線座 Fused Spur Unit
車庫層 Carport Floor	電機房 Electrical Switch Room	1			2					5
	水錶房 Water Meter Room	1								
	樓梯 Staircase	1								
	停車場 Car Park		1		3					
地下 Ground Floor	廚房 Kitchen	2	3		17	1				4
	洗手間 1 Lavatory 1									2
	洗手間 2 Lavatory 2									1
	客廳及飯廳 Living Room & Dining Room	11	3	1	14	3	3	3		3
	花園 Garden	2			2					
	儲物室 Store	2	1	1	1					2
一樓 First Floor	樓梯 Staircase									
	睡房一 Bedroom 1	4	1		5	1	1	1		
	睡房一之浴室 Bathroom in Bedroom 1		1		2					3
	睡房二 Bedroom 2	3			5	1	1	1		
	睡房二之浴室 Bathroom in Bedroom 2		1		2					3
	主人睡房 Master Bedroom	4	1		7	1	1	1		
	主人浴室 Master Bathroom		1		5	1				7
	家庭廳 Family Room				5	2		2		
	走廊 Corridor	6	1							
樓梯 Staircase	1									
天台 Roof	平台 Flat Roof				1					
	天台 Roof				1				3	3
	空調機房 A/C Plant Room		1							

機電裝置數量說明表

Schedule of Mechanical & Electrical Provisions

9 號洋房

House 9

樓層 Floor	位置 Location	項目 Items								
		燈掣 Lighting Switch	電源掣 Power Switch	觸控式控制板 Touch Keypad	插蘇 Socket Outlet	電視 / 電台 天線插座 TV / FM Outlet	電話插座 Telephone Outlet	數據插座 Data Outlet	熱水爐 Water Heater	接線座 Fused Spur Unit
車庫層 Carport Floor	電機房 Electrical Switch Room	1			2					5
	水錶房 Water Meter Room	1								
	樓梯 Staircase	1								
	停車場 Car Park		1		3					
地下 Ground Floor	廚房 Kitchen	2	3		17	1				4
	洗手間 1 Lavatory 1									2
	洗手間 2 Lavatory 2									1
	客廳及飯廳 Living Room & Dining Room	11	3	1	14	3	3	3		3
	花園 Garden	2			2					
	儲物室 Store	2	1	1	1					2
一樓 First Floor	樓梯 Staircase									
	睡房一 Bedroom 1	4	1		5	1	1	1		
	睡房一之浴室 Bathroom in Bedroom 1		1		2					3
	睡房二 Bedroom 2	3			5	1	1	1		
	睡房二之浴室 Bathroom in Bedroom 2		1		2					3
	主人睡房 Master Bedroom	4	1		7	1	1	1		
	主人浴室 Master Bathroom		1		5	1				7
	家庭廳 Family Room				5	2		2		
	走廊 Corridor	6	1							
樓梯 Staircase	1									
天台 Roof	平台 Flat Roof				1					
	天台 Roof				1				3	3
	空調機房 A/C Plant Room		1							

機電裝置數量說明表

Schedule of Mechanical & Electrical Provisions

10 號洋房

House 10

樓層 Floor	位置 Location	項目 Items								
		燈掣 Lighting Switch	電源掣 Power Switch	觸控式控制板 Touch Keypad	插蘇 Socket Outlet	電視 / 電台 天線插座 TV / FM Outlet	電話插座 Telephone Outlet	數據插座 Data Outlet	熱水爐 Water Heater	接線座 Fused Spur Unit
車庫層 Carport Floor	電機房 Electrical Switch Room	1			2					5
	水錶房 Water Meter Room	1								
	樓梯 Staircase	1								
	停車場 Car Park		1		3					
地下 Ground Floor	廚房 Kitchen	2	3		17	1				4
	洗手間 1 Lavatory 1									2
	洗手間 2 Lavatory 2									1
	客廳及飯廳 Living Room & Dining Room	11	3	1	14	3	3	3		3
	花園 Garden	2			2					
	儲物室 Store	2	1	1	1					2
一樓 First Floor	樓梯 Staircase									
	睡房一 Bedroom 1	4	1		5	1	1	1		
	睡房一之浴室 Bathroom in Bedroom 1		1		2					3
	睡房二 Bedroom 2	3			5	1	1	1		
	睡房二之浴室 Bathroom in Bedroom 2		1		2					3
	主人睡房 Master Bedroom	4	1		7	1	1	1		
	主人浴室 Master Bathroom		1		5	1				7
	家庭廳 Family Room				5	2		2		
	走廊 Corridor	6	1							
樓梯 Staircase	1									
天台 Roof	平台 Flat Roof				1					
	天台 Roof				1				3	3
	空調機房 A/C Plant Room		1							

機電裝置數量說明表

Schedule of Mechanical & Electrical Provisions

11 號洋房

House 11

樓層 Floor	位置 Location	項目 Items								
		燈掣 Lighting Switch	電源掣 Power Switch	觸控式控制板 Touch Keypad	插蘇 Socket Outlet	電視 / 電台 天線插座 TV / FM Outlet	電話插座 Telephone Outlet	數據插座 Data Outlet	熱水爐 Water Heater	接線座 Fused Spur Unit
車庫層 Carport Floor	電機房 Electrical Switch Room	1			2					5
	水錶房 Water Meter Room	1								
	樓梯 Staircase	1								
	停車場 Car Park		1		3					
地下 Ground Floor	廚房 Kitchen	2	3		17	1				4
	洗手間 1 Lavatory 1									2
	洗手間 2 Lavatory 2									1
	客廳及飯廳 Living Room & Dining Room	11	3	1	19	3	3	3		3
	花園 Garden	2			2					
	儲物室 Store	2	1	1	1					2
一樓 First Floor	樓梯 Staircase									
	睡房一 Bedroom 1	4	1		8	1	1	1		
	睡房一之浴室 Bathroom in Bedroom 1		1		2					3
	睡房二 Bedroom 2	3			8	1	1	1		
	睡房二之浴室 Bathroom in Bedroom 2		1		2					3
	主人睡房 Master Bedroom	4	1		7	1	1	1		
	主人浴室 Master Bathroom		1		5	1				7
	家庭廳 Family Room				6	2		1		
	走廊 Corridor	6	1							
樓梯 Staircase	1									
平台 Flat Roof				1						
天台 Roof	天台 Roof				1				3	3
	空調機房 A/C Plant Room		1							

機電裝置數量說明表

Schedule of Mechanical & Electrical Provisions

12 號洋房

House 12

樓層 Floor	位置 Location	項目 Items								
		燈掣 Lighting Switch	電源掣 Power Switch	觸控式控制板 Touch Keypad	插蘇 Socket Outlet	電視 / 電台 天線插座 TV / FM Outlet	電話插座 Telephone Outlet	數據插座 Data Outlet	熱水爐 Water Heater	接線座 Fused Spur Unit
車庫層 Carport Floor	電機房 Electrical Switch Room	1			2					5
	水錶房 Water Meter Room	1								
	樓梯 Staircase	2								
	停車場 Car Park		1		2					
地下 Ground Floor	廚房 Kitchen	2	3		17	1				4
	洗手間 1 Lavatory 1									2
	洗手間 2 Lavatory 2									1
	客廳及飯廳 Living Room & Dining Room	11	3	1	14	2	3	2		3
	花園 Garden	2			2					
	儲物室 Store	2	1	1	1					2
一樓 First Floor	樓梯 Staircase									
	睡房一 Bedroom 1	4	1		5	1	1	1		
	睡房一之浴室 Bathroom in Bedroom 1		1		2					3
	睡房二 Bedroom 2	1			5	1	1	1		
	睡房二之浴室 Bathroom in Bedroom 2		1		2					3
	主人睡房 Master Bedroom	4	1		7	1	1	1		
	主人浴室 Master Bathroom		1		5					7
	家庭廳 Family Room	7	1		4	2		2		
	走廊 Corridor									
樓梯 Staircase	1									
平台 Flat Roof				1						
天台 Roof	天台 Roof				1				3	3
	空調機房 A/C Plant Room		1							

機電裝置數量說明表

Schedule of Mechanical & Electrical Provisions

13 號洋房

House 13

樓層 Floor	位置 Location	項目 Items								
		燈掣 Lighting Switch	電源掣 Power Switch	觸控式控制板 Touch Keypad	插蘇 Socket Outlet	電視 / 電台 天線插座 TV / FM Outlet	電話插座 Telephone Outlet	數據插座 Data Outlet	熱水爐 Water Heater	接線座 Fused Spur Unit
車庫層 Carport Floor	電機房 Electrical Switch Room	1			2					5
	水錶房 Water Meter Room	1								
	樓梯 Staircase	2								
	停車場 Car Park		1		2					
地下 Ground Floor	廚房 Kitchen	2	3		17	1				4
	洗手間 1 Lavatory 1									2
	洗手間 2 Lavatory 2									1
	客廳及飯廳 Living Room & Dining Room	11	3	1	14	2	3	2		3
	花園 Garden	2			2					
	儲物室 Store	2	1	1	1					2
一樓 First Floor	樓梯 Staircase									
	睡房一 Bedroom 1	4	1		5	1	1	1		
	睡房一之浴室 Bathroom in Bedroom 1		1		2					3
	睡房二 Bedroom 2	1			5	1	1	1		
	睡房二之浴室 Bathroom in Bedroom 2		1		2					3
	主人睡房 Master Bedroom	4	1		7	1	1	1		
	主人浴室 Master Bathroom		1		5					7
	家庭廳 Family Room	7	1		4	2		2		
	走廊 Corridor									
天台 Roof	樓梯 Staircase	1								
	平台 Flat Roof				1					
	天台 Roof				1				3	3
	空調機房 A/C Plant Room		1							

機電裝置數量說明表

Schedule of Mechanical & Electrical Provisions

15 號洋房

House 15

樓層 Floor	位置 Location	項目 Items								
		燈掣 Lighting Switch	電源掣 Power Switch	觸控式控制板 Touch Keypad	插蘇 Socket Outlet	電視 / 電台 天線插座 TV / FM Outlet	電話插座 Telephone Outlet	數據插座 Data Outlet	熱水爐 Water Heater	接線座 Fused Spur Unit
車庫層 Carport Floor	電機房 Electrical Switch Room	1			2					5
	水錶房 Water Meter Room	1								
	樓梯 Staircase	2								
	停車場 Car Park		1		2					
地下 Ground Floor	廚房 Kitchen	2	3		17	1				4
	洗手間 1 Lavatory 1									2
	洗手間 2 Lavatory 2									1
	客廳及飯廳 Living Room & Dining Room	11	3	1	14	2	3	2		3
	花園 Garden	2			2					
	儲物室 Store	2	1	1	1					2
一樓 First Floor	樓梯 Staircase									
	睡房一 Bedroom 1	4	1		5	1	1	1		
	睡房一之浴室 Bathroom in Bedroom 1		1		2					3
	睡房二 Bedroom 2	1			5	1	1	1		
	睡房二之浴室 Bathroom in Bedroom 2		1		2					3
	主人睡房 Master Bedroom	4	1		7	1	1	1		
	主人浴室 Master Bathroom		1		5					7
	家庭廳 Family Room	7	1		4	2		2		
	走廊 Corridor									
樓梯 Staircase	1									
平台 Flat Roof				1						
天台 Roof	天台 Roof				1				3	3
	空調機房 A/C Plant Room		1							

機電裝置數量說明表

Schedule of Mechanical & Electrical Provisions

16 號洋房

House 16

樓層 Floor	位置 Location	項目 Items								
		燈掣 Lighting Switch	電源掣 Power Switch	觸控式控制板 Touch Keypad	插蘇 Socket Outlet	電視 / 電台 天線插座 TV / FM Outlet	電話插座 Telephone Outlet	數據插座 Data Outlet	熱水爐 Water Heater	接線座 Fused Spur Unit
車庫層 Carport Floor	電機房 Electrical Switch Room	1			2					5
	水錶房 Water Meter Room	1								
	樓梯 Staircase	2								
	停車場 Car Park		1		3					
地下 Ground Floor	廚房 Kitchen	2	3		17	1				4
	洗手間 1 Lavatory 1									2
	洗手間 2 Lavatory 2									1
	客廳及飯廳 Living Room & Dining Room	15	3	1	13	3	3	3		
	花園 Garden	2			2					7
	儲物室 Store	2	1	1	1					2
一樓 First Floor	樓梯 Staircase	2								
	睡房一 Bedroom 1	6	1		6	1	1	1		
	睡房一之浴室 Bathroom in Bedroom 1		1							3
	睡房二 Bedroom 2	6	1		6	1	1	1		
	睡房二之浴室 Bathroom in Bedroom 2		1							4
	主人睡房 Master Bedroom	8	1		7	1	1	1		
	主人浴室 Master Bathroom		1							8
	家庭廳 Family Room									
	走廊 Corridor									
天台 Roof	樓梯 Staircase	6								
	平台 Flat Roof				1					
	天台 Roof				1				3	3
	空調機房 A/C Plant Room		1							

食水及沖廁水由水務署供應。

電力由中華電力有限公司供應。

煤氣由香港中華煤氣有限公司供應。

Potable and flushing water is supplied by Water Supplies Department.

Electricity is supplied by CLP Power Hong Kong Limited.

Towngas is supplied by The Hong Kong and China Gas Company Limited.

賣方將會繳付或已繳付（視屬何情況而定）有關指明住宅物業的地稅直至及包括指明住宅物業之買賣成交日期。

The vendor will pay or has paid (as the case may be) all outstanding Government rent in respect of the specified residential property up to and including the completion date of the sale and purchase of the specified residential property.

1. 在向買方交付指明住宅物業在空置情況下的管有權時，買方須負責向擁有人補還水、電力及氣體的按金。
2. 在交付時，買方無須向擁有人支付清理廢料的費用。

附註：
根據發展項目之最新公契擬稿，買方須向發展項目的管理人（而非擁有人）補還水、電力及氣體的按金及支付清理廢料的費用。

1. On the delivery of the vacant possession of the specified residential property to the purchaser, the purchaser is liable to reimburse the owner for the deposits for water, electricity and gas.
2. On that delivery, the purchaser is not liable to pay to the owner a debris removal fee.

Note:
Pursuant to the latest draft deed of mutual covenant of the Development, the purchaser should reimburse and pay to the manager of the Development (not the owner) the deposits for water, electricity and gas and debris removal fee.

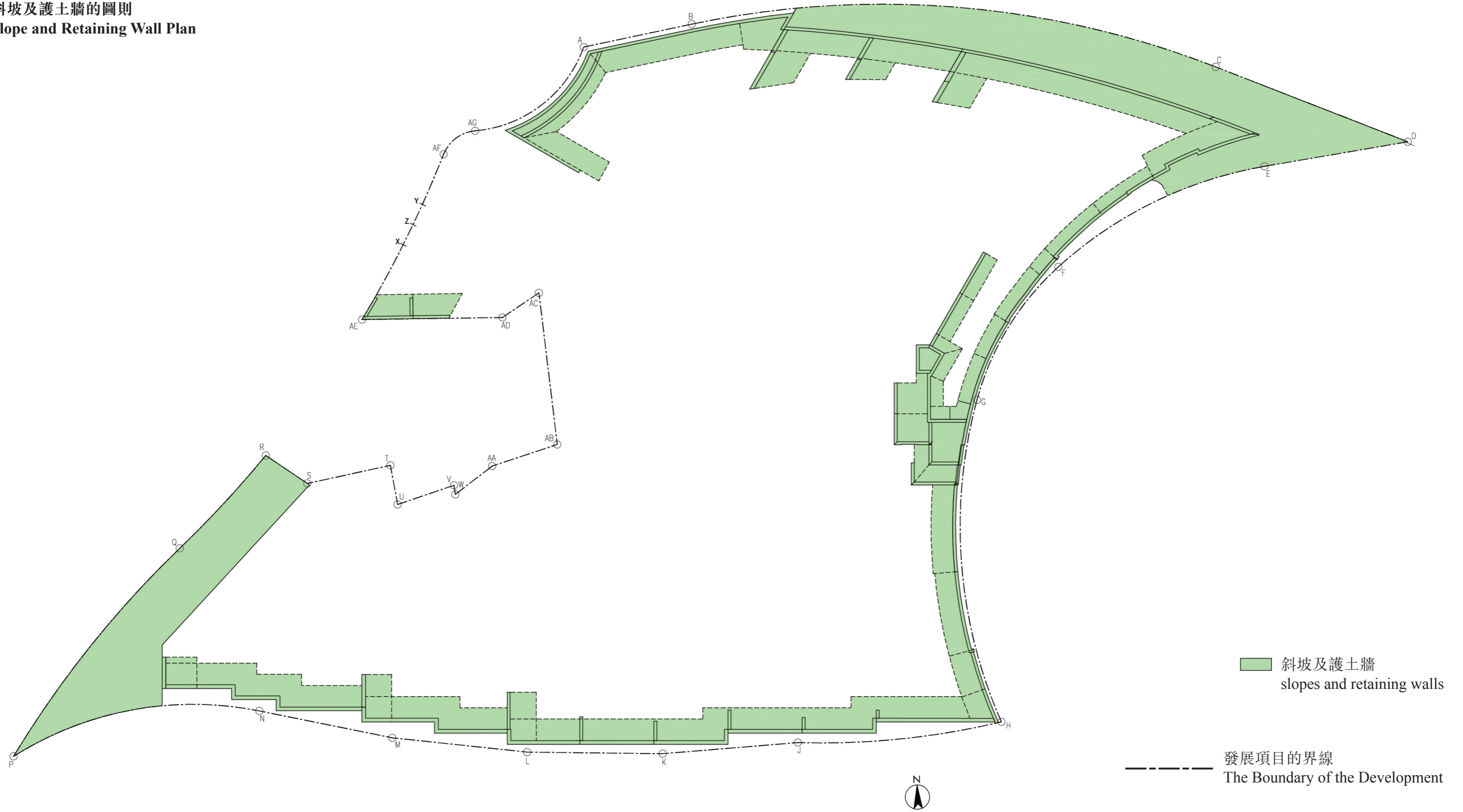
按買賣合約的規定，賣方在收到買方在成交日期後的6個月內送達的書面通知後，須於合理地切實可行的範圍內，盡快自費對住宅物業或買賣合約所列出的裝置、裝修物料或設備有欠妥之處作出補救（因買方行為或疏忽造成除外）。

According to the agreement for sale and purchase, the vendor shall at its own costs and as soon as reasonably practicable after receipt of a written notice served by the purchaser within 6 months after the date of completion of the sale and purchase of residential property, remedy any defects (caused otherwise than by the act or neglect of the purchaser) to the residential property, or the fittings, finishes or appliances as set out in the agreement for sale and purchase.

1. 批地文件規定，發展項目中的住宅物業的擁有人須自費維修任何斜坡。
2. 批地文件特別條件第 (33)(a) 條規定：
 - (a) 如該地段或任何政府土地現時或以往曾經配合或因應該地段或其任何部份的平整、水準測量或發展事宜而進行任何削土、移土或土地後移工程，或任何建造或填土工程或任何類型的斜坡處理工程，或此等批地文件條件規定買家執行的任何其他工程，不論事前是否獲署長書面同意，買家亦須在當時或嗣後任何時間按需要自費進行及建造斜坡處理工程、護土牆或其他支承結構、防護結構、排水或輔助工程或其他工程，以保護及支撐該地段內的土地和任何毗連或毗鄰政府土地或已批租土地，同時避免及防止其後發生任何滑土、山泥傾瀉或地陷。買家須在批地文件協定的整個批租期內自費維修上述土地、斜坡處理工程、護土牆或其他支承結構、防護結構、排水或輔助工程或其他工程，以保持其修繕妥當及狀況良好，令署長滿意。
 - (b) 本特別條件第 (a) 分條不妨礙政府在該等條款，尤其是特別條件第 (32) 條下的權利。
 - (c) 無論何時，如因買家進行任何平整、水準測量、發展或其他工程或因其他原因導致或引起該地段內的土地或自任何毗連或毗鄰政府土地或已批租土地在任何時間發生滑土、山泥傾瀉或地陷，買家須自費還原並修葺該處，以令署長滿意，並就政府、其代理及承辦商作出所有因滑土、山泥傾瀉或地陷蒙受、招致或引起的所有費用、收費、損害、索求及索償作出彌償。
 - (d) 除享有批地文件訂明可就違反批地文件條件之任何其他權利或補償外，署長有權向買家發出書面通知，要求買家進行、建造及維修上述土地、斜坡處理工程、護土牆、或其他支承結構、防護結構、排水或輔助工程或其他工程，又或還原並修葺任何滑土、山泥傾瀉或地陷。如買家疏忽或未能於通知書訂明的期限內以署長滿意的方式履行通知書的要求，署長可即時執行及進行任何必要工程。買家必須在接獲通知時向政府償還有關費用，以及任何行政或專業費用與收費。
3. 每名擁有人均須分擔維修工程的費用。
4. 根據公契的最新擬稿，發展項目的管理人獲擁有人授權進行維修工程。
5. 斜坡、護土牆及有關構築物（如有）之位置，請參閱本節之附圖。該位置以綠色表示。
6. 由擁有人已作出自費就發展項目維修任何斜坡的承諾（如有）：不適用

1. The Land Grant requires the owner of the residential properties in the Development to maintain any slope at their own cost.
2. Special Condition No. (33) of the Land Grant stipulates that:-
 - "(a) Where there is or has been any cutting away, removal or setting back of any land, or any building up or filling in or any slope treatment works of any kind whatsoever, whether with or without the prior written consent of the Director, either within the lot or on any Government land, which is or was done for the purpose of or in connection with the formation, levelling or development of the lot or any part thereof or any other works required to be done by the Purchaser under these Conditions, or for any other purpose, the Purchaser shall at his own expense carry out and construct such slope treatment works, retaining walls or other support, protection, drainage or ancillary or other works as shall or may then or at any time thereafter be necessary to protect and support such land within the lot and also any adjacent or adjoining Government or leased land and to obviate and prevent any falling away, landslip or subsidence occurring thereafter. The Purchaser shall at all times during the term hereby agreed to be granted maintain at his own expense the said land, slope treatment works, retaining walls or other support, protection, drainage or ancillary or other works in good and substantial repair and condition to the satisfaction of the Director.
 - (b) Nothing in sub-clause (a) of this Special Condition shall prejudice the Government's rights under these Conditions, in particular Special Condition No. (32) hereof.
 - (c) In the event that as a result of or arising out of any formation, levelling, development or other works done by the Purchaser or owing to any other reason, any falling away, landslip or subsidence occurs at any time, whether in or from any land, within the lot or from any adjacent or adjoining Government or leased land, the Purchaser shall at his own expense reinstate and make good the same to the satisfaction of the Director and shall indemnify the Government, its agents and contractors from and against all costs, charges, damages, demands and claims whatsoever which shall or may be made, suffered or incurred through or by reason of such falling away, landslip or subsidence.
 - (d) In addition to any other rights or remedies herein provided for breach of any of these Conditions, the Director shall be entitled by notice in writing to call upon the Purchaser to carry out, construct and maintain the said land, slope treatment works, retaining walls, or other support, protection, and drainage or ancillary or other works or to reinstate and make good any falling away, landslip or subsidence, and if the Purchaser shall neglect or fail to comply with the notice to the satisfaction of the Director within the period specified therein, the Director may forthwith execute and carry out any necessary works and the Purchaser shall on demand repay to the Government the cost thereof, together with any administrative or professional fees and charges."
3. Each of the owners is obliged to contribute towards the costs of the maintenance work.
4. Under the latest draft deed of mutual covenant, the manager of the Development has the owner's authority to carry out the maintenance work.
5. Please refer to the plan in this section for the location of the slope structures, retaining walls and related structures (if any), the location of which is coloured in green.
6. Undertaking (if any) provided by the owner to maintain any slope in relation to the development at that owner's own cost: Not applicable

斜坡及護土牆的圖則
Slope and Retaining Wall Plan



斜坡及護土牆
slopes and retaining walls

發展項目的界線
The Boundary of the Development

此圖僅作標識該等斜坡及護土牆或有關構築物的位置、圖中所示的其他事項並未反映其最新狀況。

This plan is solely for the purpose of identifying the location of the slopes and retaining walls or related structure. Other matters shown in the plan may not reflect their latest conditions.

本發展項目現時並沒有向政府提出申請修訂批地文件。

No existing application to the Government for a modification of the Land Grant for this Development has been made.

有關發展項目正門入口大閘根據小型工程呈交編號：MW180502171 之改動工程已完成及獲屋宇署確認。

Alternation for the main entrance gate of the Development under minor works submission No.: MW180502171 has been completed and acknowledged by Buildings Department.

獲寬免總樓面面積的設施分項

於印製售樓說明書前呈交予並已獲建築事務監督批准的一般建築圖則上有關總樓面面積寬免的分項的最新資料，請見下表。如印刷售樓說明書時尚未呈交最終修訂圖則予建築事務監督，則有(*)號的資料可以由認可人士提供的資料作為基礎。直至最終修訂圖則於發出佔用許可證前呈交予並獲建築事務監督批准前，以下分項資料仍可能有所修改。

Breakdown of GFA Concessions Obtained for All Features

Latest information on breakdown of GFA concessions as shown on the general building plans submitted to and approved by the Building Authority (BA) prior to the printing of the sales brochure is tabulated below. Information marked (*) may be based on information provided by the authorized person if the sales brochure is printed prior to submission of the final amendment plans to the BA. The breakdown of GFA concessions may be subject to further changes until final amendment plans are submitted to and approved by the BA prior to the issuance of the occupation permit for the development.

		面積 (平方米) Area (m ²)
根據《建築物(規劃)規例》第23(3)(b)條不計算的總樓面面積 Disregarded GFA under Building (Planning) Regulations 23(3)(b)		
1.	停車場及上落客貨地方(公共交通總站除外) Carpark and loading/unloading area excluding public transport terminus	1207.152
2.	機房及相類設施 Plant rooms and similar services	
2.1	所佔面積受相關《認可人士、註冊結構工程師及註冊岩土工程師作業備考》或規例限制的強制性設施或及必要機房，例如升降機機房、電訊及廣播設備室、垃圾及物料回收房等 Mandatory feature or essential plant room, area of which is limited by respective Practice Notes for Authorized Persons, Registered Structural Engineers and Registered Geotechnical Engineers (PNAP) or regulation such as lift machine room, telecommunications and broadcasting (TBE) room, refuse storage and material recovery chamber, etc.	-
2.2	所佔面積不受任何《認可人士、註冊結構工程師及註冊岩土工程師作業備考》或規例限制的強制性設施或必要機房，例如僅供消防裝置及設備佔用的房間、電錶房、電力變壓房、食水及鹹水缸等 Mandatory feature or essential plant room, area of which is NOT limited by any PNAP or regulation such as room occupied solely by fire services installations (FSI) and equipment, meter room, transformer room, potable and flushing water tank, etc.	-
2.3	非強制性或非必要機房，例如空調機房、風櫃房等 Non-mandatory or non-essential plant room such as air-conditioning plant room, air handling unit (AHU) room, etc.	9.119
根據《聯合作業備考》第1號和第2號提供的環保設施 Green Features under Joint Practice Notes 1 and 2		
3.	露台及露台下的遮蓋地方 ^{附註1} Balcony and the covered area beneath the balcony ^{Note 1}	117.146 ^{附註2 Note 2}
4.	加闊的公用走廊及升降機大堂 Wider common corridor and lift lobby	-
5.	公用空中花園 Communal sky garden	-
6.	隔聲鰭 ^{附註3} Acoustic fin ^{Note 3}	8.030
7.	翼牆、捕風器及風斗 Wing wall, wind catcher and funnel	-
8.	非結構預製外牆 Non-structural prefabricated external wall	-
9.	工作平台 Utility platform	-
10.	隔音屏障 Noise barrier	-

附註1：露台及露台下的遮蓋地方須用作為使用及享用有關住宅物業的露台或遮蓋地方(視情況而定)。

附註2：該面積117.146平方米包括露台面積39.000平方米及露台下的遮蓋地方面積78.146平方米。

附註3：隔聲鰭須用作為噪音緩解用途。

Note 1: Balconies and the covered areas beneath the balconies shall be used as balcony or the covered area (as the case may be) in relation to or in connection with the use and enjoyment of the residential property for which they are provided.

Note 2: The area 117.146^{m²} comprise of 39.000^{m²} being the area of the balcony and 78.146^{m²} being the area of the covered area beneath the balcony.

Note 3: Acoustic fins shall be used for the noise mitigation purpose

適意設施 Amenity Features		
11.	供保安人員和管理處員工使用的櫃枱、辦公室、儲物室、警衛室和廁所、業主立案法團辦公室 Counter, office, store, guard room and lavatory for watchman and management staff, Owners' Corporation Office	24.554
12.	住宅康樂設施，包括僅供康樂設施使用的中空、機房、游泳池的濾水器機房、有蓋行人道等 Residential Recreational facilities including void, plant room, swimming pool filtration plant room, covered walkway etc. serving solely the recreational facilities	201.969
13.	有上蓋的園景區及遊樂場 Covered landscaped and play area	-
14.	橫向屏障 / 有蓋人行道、花棚 Horizontal screens/covered walkways, trellis	-
15.	擴大升降機井道 Larger lift shaft	-
16.	煙囪管道 Chimney shaft	-
17.	其他非強制性或非必要機房，例如鍋爐房、衛星電視共用天線房 Other non-mandatory or non-essential plant room, such as boiler room, satellite master antenna television (SMATV) room	-
18.	強制性設施或必要機房所需的管槽、氣槽 Pipe duct, air duct for mandatory feature or essential plant room	-
19.	非強制性設施或非必要機房所需的管槽、氣槽 Pipe duct, air duct for non-mandatory or non-essential plant room	-
20.	環保系統及設施所需的機房、管槽及氣槽 Plant room, pipe duct, air duct for environmentally friendly system and feature	-
21.	複式住宅單位及洋房的中空 Void in duplex domestic flat and house	4.260
22.	伸出物，如空調機箱及伸出外牆超過 750 毫米的平台 Projections such as air-conditioning box and platform with a projection of more than 750 mm from the external wall	-
其他獲豁免的項目 Other Exempted Items		
23.	庇護層，包括庇護層兼空中花園 Refuge floor including refuge floor cum sky garden	-
24.	其他伸出物 Other projections	-
25.	公共交通總站 Public transport terminus	-
26.	共用構築物及樓梯 Party structure and common staircase	-
27.	僅供獲接納不計入總樓面面積的樓層使用的樓梯、升降機槽及垂直管道的水平面積 Horizontal area of staircase, lift shaft and vertical duct solely serving floor accepted as not being accountable for GFA	-
28.	公眾通道 Public passage	-
29.	因建築物後移導致的覆蓋面積 Covered set back area	-
額外總樓面面積 Bonus GFA		
30.	額外總樓面面積 Bonus GFA	-

備註：
 上表表格是屋宇署所發出的《認可人士、註冊結構工程師及註冊岩土工程師作業備考》ADM-2 所規定的要求而制訂的。
 屋宇署會按實際需要不時更改有關要求。

Note:
 The above table is based on the requirements as stipulated in the Practice Note for Authorized Persons, Registered Structural Engineers and Registered Geotechnical Engineers ADM-2 issued by the Buildings Department. The Buildings Department may revise such requirements from time to time as appropriate.

建築物的環境評估

Environment Assessment of the Building

綠色建築認證
在印刷此售樓說明書前，本物業根據香港綠色建築議會有限公司頒授 / 發出的綠建環評認證評級。

**暫定評級
銅級**



暫定
銅級
NB V1.1 2013
HKGBC
綠建環評

申請編號: PAB0023/17

Green Building Certification
Assessment result under the BEAM Plus certification conferred / issued by Hong Kong Green Building Council Limited (HKGBC) for the building prior to the printing of the sales brochures.

**Provisional
BRONZE**



PROVISIONAL
BRONZE
NB V1.1 2013
HKGBC
BEAM Plus

Application no.: PAB0023/17

發展項目的公用部分的預計能量表現或消耗

於印製售樓說明書前呈交予建築事務監督發展項目的公用部分的預計能量表現或消耗的最近期資料:

Estimated Energy Performance or Consumption for the Common Parts of the Development

Latest information on the estimated energy performance or consumption for the common parts of the Development as submitted to the Building Authority prior to the printing of the sales brochures:

第 I 部分 Part I	
提供中央空調 Provision of Central Air Conditioning	否 NO
提供具能源效益的設施 Provision of Energy Efficient Features	是 YES
擬安裝的具能源效益的設施: Energy Efficient Features proposed:	1. 作為一般照明的 T5 (或更佳) 光管 2. 計量儀器以量度電流 1. T5 (or better) fluorescent lamps for general lighting 2. Metering provisions for energy consumption check

第 II 部分：擬興建樓宇 / 部分樓宇預計每年能源消耗量 (備註 1) Part II: The predicted annual energy use of the proposed building / part of building (Note 1)					
位置 Location	使用有關裝置的內部樓面面積 Internal Floor Area Served (平方米 m ²)	基線樓宇每年能源消耗量 (備註 2) Annual Energy Use of Baseline Building (Note 2)		擬興建樓宇每年能源消耗量 Annual Energy Use of proposed Building	
		電力 Electricity 千瓦小時 / 平方米 / 年 kWh/m ² /annum	煤氣 / 石油氣 Town Gas / LPG 用量單位 / 平方米 / 年 (Unit/ m ² / annum)	電力 Electricity 千瓦小時 / 平方米 / 年 kWh/m ² / annum	煤氣 / 石油氣 Town Gas / LPG 用量單位 / 平方米 / 年 (Unit/ m ² / annum)
中央屋宇裝備裝置 (備註 3) Central building services installation (Note 3)	2431.817	144.6	-	124.9	-

第 III 部分：以下裝置乃按機電工程署公布的相關實務守則設計：

Part III: The following installations are designed in accordance with the relevant Codes of Practices published by the Electrical & Mechanical Services Department (EMSD):

裝置類型 Type of Installations	是 YES	否 NO	不適用 N/A
照明裝置 Lighting Installations	√		
空調裝置 Air Conditioning Installations	√		
電力裝置 Electrical Installations	√		
升降機及自動梯的裝置 Lift & Escalator Installations	√		
以總能源為本的方法 Performance-based Approach		√	

備註：

1. 一般而言，一棟樓宇的預計“每年能源消耗量”愈低，其節約能源的效益愈高。如一棟樓宇預計的“每年能源消耗量”低於該樓宇的“基線樓宇每年能源消耗量”，則代表預計該樓宇的能源應用較其基線樓宇有效，削減幅度愈大則代表有關樓宇能源節約的效益愈高。

預計每年能源消耗量 [以耗電量 (千瓦小時 / 平方米 / 年) 及煤氣 / 石油氣消耗量 (用量單位 / 平方米 / 年) 計算] ，指將發展項目的每年能源消耗總量除以使用有關裝置的內部樓面面積所得出的商，其中：-

(a) “每年能源消耗量”與新建樓宇 BEAM Plus 標準 (現行版本) 第 4 節及附錄 8 中的「年能源消耗」具有相同涵義；及

(b) 樓宇、空間或單位的“內部樓面面積”，指外牆及 / 或共用牆的內壁之內表面起量度出來的樓面面積。

2. “基線樓宇”與新建樓宇 BEAM Plus 標準 (現行版本) 第 4 節及附錄 8 中的“基準建築物模型 (零分標準) ”具有相同涵義。
3. “中央屋宇裝備裝置”與樓宇的屋宇裝備裝置能源效益實務守則 (2010 年 2 月版) (草稿) 中的涵義相同。

Notes:

1. In general, the lower the estimated “Annual Energy Use” of the building, the more efficient the building in terms of energy use. For example, if the estimated “annual energy use of proposed building” is less than the estimated “annual energy use of baseline building”, it means the predicted use of energy is more efficient in the proposed building than in the baseline building. The larger the reduction, the greater the efficiency.

The predicted annual energy use in terms of electricity consumption (kWh/ m²/annum) and town gas/LPG consumption (unit/m²/annum) of the development by the internal floor area served, where:

(a) “total annual energy use” has the same meaning of “annual energy use” under Section 4 and Appendix 8 of the BEAM Plus for New Building(current version); and

(b) “internal floor area”, in relation to a building, a space or a unit means the floor area of all enclosed space measured to the internal faces of enclosing external and/or party walls.

2. “Baseline Building” has the same meaning as “Baseline Building Model (zero-credit benchmark)” under Section 4 and Appendix 8 of the BEAM Plus for New Building (current version).
3. “Central Building Services Installation” has the same meaning as that in the Code of Practice for Energy Efficiency of Building Services Installation in Buildings (February 2010 edition) (Draft).

32

發展項目的指定互聯網網站的網址

THE ADDRESS OF WEBSITE DESIGNATED FOR THE DEVELOPMENT

賣方就該項目指定的互聯網網站的網址：www.peakcastle.com

The address of the website designated by the vendor for the Development：www.peakcastle.com


33

售樓說明書印製日期

DATE OF PRINTING OF SALES BROCHURE

印製日期：2018年6月28日

Date of Printing: 28 June 2018



發展項目及周邊地區日後可能出現改變

There may be future changes to the Development and the surrounding areas.

檢視/修改日期 Examination / Revision Date	2018年6月28日印製版本之頁次 Page number in version with print date on 28 June 2018	2018年9月27日檢視版本之頁次 Page number in revised version with examination date on 27 September 2018	所作修改 Revision Made
2018年9月27日 27 September 2018	15	15	更新發展項目的所在位置圖 Location Plan of the development is updated
	86	86	更新公契的摘要 Summary of Deed of Mutual Covenant is updated
	137	137	更新裝置、裝修物料及設備 Fittings, Finishes and Appliances are updated
	170	170	更新裝置、裝修物料及設備 Fittings, Finishes and Appliances are updated
	204	204	更新住宅物業機電裝置數量說明表 Schedule of Mechanical & Electrical Provisions of Residential Properties is updated

檢視/修改日期 Examination / Revision Date	2018年9月27日印製版本之頁次 Page number in version with print date on 27 September 2018	2018年12月26日檢視版本之頁次 Page number in revised version with examination date on 26 December 2018	所作修改 Revision Made
2018年12月26日 26 December 2018	15	15	更新發展項目的所在位置圖 Location Plan of the development is updated
	137	137	更新裝置、裝修物料及設備 Fittings, Finishes and Appliances are updated

