



KADOORIA

SALES BROCHURE 售樓說明書





KADOORIA

# NOTES TO PURCHASERS OF FIRST-HAND RESIDENTIAL PROPERTIES

## 一手住宅物業買家須知

You are advised to take the following steps before purchasing first-hand residential properties.

### FOR ALL FIRST-HAND RESIDENTIAL PROPERTIES

#### 1. Important information

- Make reference to the materials available on the Sales of First-hand Residential Properties Electronic Platform (SRPE) ([www.srpe.gov.hk](http://www.srpe.gov.hk)) on the first-hand residential property market.
- Study the information on the website designated by the vendor for the development, including the sales brochure, price lists, documents containing the sales arrangements, and the register of transactions of a development.
- Sales brochure for a development will be made available to the general public at least 7 days immediately before a date of sale while price list and sales arrangements will be made available at least 3 days immediately before the date of sale.
- Information on transactions can be found on the register of transactions on the website designated by the vendor for the development and the SRPE.

#### 2. Fees, mortgage loan and property price

- Calculate the total expenses of the purchase, such as solicitors' fees, mortgage charges, insurance fees and stamp duties.
- Check with banks to find out if you will be able to obtain the needed mortgage loan, select the appropriate payment method and calculate the amount of the mortgage loan to ensure it is within your repayment ability.
- Check recent transaction prices of comparable properties for comparison.
- Check with the vendor or the estate agent the estimated management fee, the amount of management fee payable in advance (if any), special fund payable (if any), the amount of reimbursement of the deposits for water, electricity and gas (if any), and/or the amount of debris removal fee (if any) you have to pay to the vendor or the manager of the development.

#### 3. Price list, payment terms and other financial incentives

- Vendors may not offer to sell all the residential properties that are covered in a price list. To know which residential properties the vendors may offer to sell, pay attention to the sales arrangements which will be announced by the vendors at least 3 days before the relevant residential properties are offered to be sold.
- Pay attention to the terms of payment as set out in a price list. If there are discounts on the price, gift, or any financial advantage or benefit to be made available in connection with the purchase of the residential properties, such information will also be set out in the price list.
- If you intend to opt for any mortgage loan plans offered by financial institutions specified by the vendor, before entering into a preliminary agreement for sale and purchase (PASP), you must study the details of various mortgage loan plans<sup>1</sup> as set out in the price list concerned. If you have any questions about these mortgage loan plans, you should check with the financial institutions concerned direct before entering into a PASP.

#### 4. Property area and its surroundings

- Pay attention to the area information in the sales brochure and price list, and price per square foot / metre in the price list. According to the Residential Properties (First-hand Sales) Ordinance (Cap. 621) (the Ordinance), vendors can only present the area and price per square foot and per square metre of a residential property using saleable area. Saleable area, in relation to a residential property, means the floor area of the residential property, and includes the floor area of every one of the following to the extent that it forms part of the residential property – (i) a balcony; (ii) a utility platform; and (iii) a verandah. The saleable area excludes the area of the following which forms part of the residential property –

air-conditioning plant room; bay window; cockloft; flat roof; garden; parking space; roof; stairhood; terrace and yard.

- Floor plans of all residential properties in the development have to be shown in the sales brochure. In a sales brochure, floor plans of residential properties in the development must state the external and internal dimensions of each residential property<sup>2</sup>. The external and internal dimensions of residential properties as provided in the sales brochure exclude plaster and finishes. You are advised to note this if you want to buy furniture before handing over of the residential property.
- Visit the development site and get to know the surroundings of the property (including transportation and community facilities). Check town planning proposals and decisions which may affect the property. Take a look at the location plan, aerial photograph, outline zoning plan and cross-section plan that are provided in the sales brochure.

#### 5. Sales brochure

- Ensure that the sales brochure you have obtained is the latest version. According to the Ordinance, the sales brochure made available to the public should be printed or examined, or examined and revised within the previous 3 months.
- Read through the sales brochure and in particular, check the following information in the sales brochure –
  - whether there is a section on “relevant information” in the sales brochure, under which information on any matter that is known to the vendor but is not known to the general public, and is likely to materially affect the enjoyment of a residential property will be set out. Please note that information contained in a document that has been registered with the Land Registry will not be regarded as “relevant information”;
  - the cross-section plan showing a cross-section of the building in relation to every street adjacent to the building, and the level of every such street in relation to a known datum and to the level of the lowest residential floor of the building. This will help you visualize the difference in height between the lowest residential floor of a building and the street level, regardless of how that lowest residential floor is named;
  - interior and exterior fittings and finishes and appliances;
  - the basis on which management fees are shared;
  - whether individual owners have obligations or need to share the expenses for managing, operating and maintaining the public open space or public facilities inside or outside the development, and the location of the public open space or public facilities; and
  - whether individual owners have responsibility to maintain slopes.

#### 6. Government land grant and deed of mutual covenant (DMC)

- Read the Government land grant and the DMC (or the draft DMC). Information such as ownership of the rooftop and external walls can be found in the DMC. The vendor will provide copies of the Government land grant and the DMC (or the draft DMC) at the place where the sale is to take place for free inspection by prospective purchasers.
- Check the Government land grant on whether individual owners are liable to pay Government rent.
- Check the DMC on whether animals can be kept in the residential property.

#### 7. Information on Availability of Residential Properties for Selection at Sales Office

- Check with the vendor which residential properties are available for selection. If a “consumption table” is displayed by the vendor at the sales office, you may check from the table information on the progress of sale on a date of sale, including which residential properties are offered for sale at the beginning of that date of sale and which of them have been selected and sold during that date of sale.
- Do not believe in rumours about the sales condition of the development and enter into a PASP rashly.



# NOTES TO PURCHASERS OF FIRST-HAND RESIDENTIAL PROPERTIES

## 一手住宅物業買家須知

### 8. Register of Transactions

- Pay attention to the register of transactions for a development. A vendor must, within 24 hours after entering into a PASP with a purchaser, enter transaction information of the PASP in the register of transactions. The vendor must, within 1 working day after entering into an agreement for sale and purchase (ASP), enter transaction information of the ASP in the register of transactions. Check the register of transactions for the concerned development to learn more about the sales condition of the development.
- Never take the number of registrations of intent or cashier orders a vendor has received for the purpose of registration as an indicator of the sales volume of a development. The register of transactions for a development is the most reliable source of information from which members of the public can grasp the daily sales condition of the development.

### 9. Agreement for sale and purchase

- Ensure that the PASP and ASP include the mandatory provisions as required by the Ordinance.
- Pay attention that fittings, finishes and appliances to be included in the sale and purchase of the property are inserted in the PASP and ASP.
- Pay attention to the area plan annexed to the ASP which shows the total area which the vendor is selling to you. The total area which the vendor is selling to you is normally greater than the saleable area of the property.
- A preliminary deposit of **5%** of the purchase price is payable by you to the owner (i.e. the seller) on entering into a PASP.
- If you do not execute the ASP within **5 working days** (working day means a day that is not a general holiday or a Saturday or a black rainstorm warning day or gale warning day) after entering into the PASP, the PASP is terminated, the preliminary deposit (i.e. 5% of the purchase price) is forfeited, and the owner (i.e. the seller) does not have any further claim against you for not executing the ASP.
- If you execute the ASP within 5 working days after the signing of the PASP, the owner (i.e. the seller) must execute the ASP within 8 working days after entering into the PASP.
- The deposit should be made payable to the solicitors' firm responsible for stakeholding purchasers' payments for the property.

### 10. Expression of intent of purchasing a residential property

- Note that vendors (including their authorized representative(s)) should not seek or accept any specific or general expression of intent of purchasing any residential property before the relevant price lists for such properties are made available to the public. You therefore should not make such an offer to the vendors or their authorized representative(s).
- Note that vendors (including their authorized representative(s)) should not seek or accept any specific expression of intent of purchasing a particular residential property before the sale of the property has commenced. You therefore should not make such an offer to the vendors or their authorized representative(s).

### 11. Appointment of estate agent

- Note that if the vendor has appointed one or more than one estate agents to act in the sale of any specified residential property in the development, the price list for the development must set out the name of all the estate agents so appointed as at the date of printing of the price list.
- You may appoint any estate agent (not necessarily from those estate agency companies appointed by the vendor) to act in the purchase of any specified residential property in the development, and may also not appoint any estate agent to act on your behalf.
- Before you appoint an estate agent to look for a property, you should –

- find out whether the agent will act on your behalf only. If the agent also acts for the vendor, he/she may not be able to protect your best interests in the event of a conflict of interest;
- find out whether any commission is payable by you to the estate agent and, if so, its amount and the time of payment; and
- note that only licensed estate agents or salespersons may accept your appointment. If in doubt, you should request the estate agent or salesperson to produce his/her Estate Agent Card, or check the Licence List on the Estate Agents Authority website: [www.eaa.org.hk](http://www.eaa.org.hk).

### 12. Appointment of solicitor

- Consider appointing your own solicitor to protect your interests. If the solicitor also acts for the vendor, he/she may not be able to protect your best interests in the event of a conflict of interest.
- Compare the charges of different solicitors.

## **FOR FIRST-HAND UNCOMPLETED RESIDENTIAL PROPERTIES**

### 13. Pre-sale Consent

- For uncompleted residential property under the Lands Department Consent Scheme, seek confirmation from the vendor whether the “Pre-sale Consent” has been issued by the Lands Department for the development.

### 14. Show flats

- While the vendor is not required to make any show flat available for viewing by prospective purchasers or the general public, if the vendor wishes to make available show flats of a specified residential property, the vendor must first of all make available an unmodified show flat of that residential property and that, having made available such unmodified show flat, the vendor may then make available a modified show flat of that residential property. In this connection, the vendor is allowed to make available more than one modified show flat of that residential property.
- If you visit the show flats, you should always look at the unmodified show flats for comparison with the modified show flats. That said, the Ordinance does not restrict the discretion of the vendor in arranging the sequence of the viewing of unmodified and modified show flats.
- Sales brochure of the development should have been made available to the public when the show flat is made available for viewing. You are advised to get a copy of the sales brochure and make reference to it when viewing the show flats.
- You may take measurements in modified and unmodified show flats, and take photographs or make video recordings of unmodified show flats, subject to reasonable restriction(s) which may be set by the vendor for ensuring safety of the persons viewing the show flat.

## **FOR FIRST-HAND UNCOMPLETED RESIDENTIAL PROPERTIES AND COMPLETED RESIDENTIAL PROPERTIES PENDING COMPLIANCE**

### 15. Estimated material date and handing over date

- Check the estimated material date<sup>3</sup> for the development in the sales brochure.
  - The estimated material date for a development in the sales brochure is not the same as the date on which a residential property is handed over to purchaser. The latter is inevitably later than the former.
- Handing over date
  - The mandatory provisions to be incorporated in an ASP as required by the Ordinance include a provision requiring the vendor to apply in writing for an Occupation Document / a Certificate of Compliance or the Director of Lands' Consent to Assign (as the case may be) in respect of the development within 14 days after the estimated material date as stipulated in the ASP.

# NOTES TO PURCHASERS OF FIRST-HAND RESIDENTIAL PROPERTIES

## 一手住宅物業買家須知

- For development subject to the Lands Department Consent Scheme, the vendor is required to notify the purchaser in writing that the vendor is in a position validly to assign the property within one month after the issue of the Certificate of Compliance or the Consent to Assign, whichever first happens; or
- For development not subject to the Lands Department Consent Scheme, the vendor is required to notify the purchaser in writing that the vendor is in a position validly to assign the property within 6 months after the issue of the Occupation Document including Occupation Permit.
- The mandatory provisions to be incorporated in an ASP as required by the Ordinance include a provision requiring completion of the sale and purchase within 14 days after the date of the notification aforesaid. Upon completion, the vendor shall arrange handover of the property to the purchaser.
- Authorized Person (AP) may grant extension(s) of time for completion of the development beyond the estimated material date.
  - The mandatory provisions to be incorporated in an ASP as required by the Ordinance include a provision that the AP of a development may grant an extension of time for completion of the development beyond the estimated material date having regard to delays caused exclusively by any one or more of the following reasons:
    - strike or lock-out of workmen;
    - riots or civil commotion;
    - force majeure or Act of God;
    - fire or other accident beyond the vendor's control;
    - war; or
    - inclement weather.
  - The AP may grant more than once such an extension of time depending on the circumstances. That means handover of the property may be delayed.
  - The mandatory provisions to be incorporated in an ASP as required by the Ordinance also include a provision requiring the vendor to, within 14 days after the issue of an extension of time granted by the AP, furnish the purchaser with a copy of the relevant certificate of extension.
- Ask the vendor if there are any questions on handing over date.

### **FOR FIRST-HAND COMPLETED RESIDENTIAL PROPERTIES**

#### **16. Vendor's information form**

- Ensure that you obtain the "vendor's information form(s)" printed within the previous 3 months in relation to the residential property/properties you intend to purchase.

#### **17. Viewing of property**

- Ensure that, before you purchase a residential property, you are arranged to view the residential property that you would like to purchase or, if it is not reasonably practicable to view the property in question, a comparable property in the development, unless you agree in writing that the vendor is not required to arrange such a comparable property for viewing for you. You are advised to think carefully before signing any waiver.
- You may take measurements, take photographs or make video recordings of the property, unless the property is held under a tenancy or reasonable restriction(s) is/are needed to ensure safety of the persons viewing the property.

**For complaints and enquiries relating to the sales of first-hand residential properties by the vendors which the Ordinance applies, please contact the Sales of First-hand Residential Properties Authority –**

Website : [www.srpa.gov.hk](http://www.srpa.gov.hk)  
Telephone : 2817 3313  
Email : [enquiry\\_srpa@hd.gov.hk](mailto:enquiry_srpa@hd.gov.hk)  
Fax : 2219 2220

#### **Other useful contacts:**

##### **Consumer Council**

Website : [www.consumer.org.hk](http://www.consumer.org.hk)  
Telephone : 2929 2222  
Email : [cc@consumer.org.hk](mailto:cc@consumer.org.hk)  
Fax : 2856 3611

##### **Estate Agents Authority**

Website : [www.eaa.org.hk](http://www.eaa.org.hk)  
Telephone : 2111 2777  
Email : [enquiry@eaa.org.hk](mailto:enquiry@eaa.org.hk)  
Fax : 2598 9596

##### **Real Estate Developers Association of Hong Kong**

Telephone : 2826 0111  
Fax : 2845 2521

<sup>1</sup> The details of various mortgage loan plans include the requirements for mortgagors on minimum income level, the loan limit under the first mortgage and second mortgage, the maximum loan repayment period, the change of mortgage interest rate throughout the entire repayment period, and the payment of administrative fees.

<sup>2</sup> According to section 10(2)(d) in Part 1 of Schedule 1 to the Ordinance, each of the floor plans of the residential properties in the development in the sales brochure must state the following –

- (i) the external dimensions of each residential property;
- (ii) the internal dimensions of each residential property;
- (iii) the thickness of the internal partitions of each residential property;
- (iv) the external dimensions of individual compartments in each residential property.

According to section 10(3) in Part 1 of Schedule 1 to the Ordinance, if any information required by section 10(2)(d) in Part 1 of Schedule 1 to the Ordinance is provided in the approved building plans for the development, a floor plan must state the information as so provided.

<sup>3</sup> Generally speaking, "material date" means the date on which the conditions of the land grant are complied with in respect of the development, or the date on which the development is completed in all respects in compliance with the approved building plans or the conditions subject to which the certificate of exemption is issued. For details, please refer to section 2 of the Ordinance.

Sales of First-hand Residential Properties Authority  
Transport and Housing Bureau  
August 2017

# NOTES TO PURCHASERS OF FIRST-HAND RESIDENTIAL PROPERTIES

## 一手住宅物業買家須知

您在購置一手住宅物業之前，應留意下列事項：

### 適用於所有一手住宅物業

#### 1. 重要資訊

- 瀏覽一手住宅物業銷售資訊網(下稱「銷售資訊網」)(網址：[www.srpe.gov.hk](http://www.srpe.gov.hk))，參考「銷售資訊網」內有關一手住宅物業的市場資料。
- 閱覽賣方就該發展項目所指定的互聯網網站內的有關資訊，包括售樓說明書、價單、載有銷售安排的文件，及成交紀錄冊。
- 發展項目的售樓說明書，會在該項目的出售日期前最少七日向公眾發布，而有關價單和銷售安排，亦會在該項目的出售日期前最少三日公布。
- 在賣方就有關發展項目所指定的互聯網網站，以及「銷售資訊網」內，均載有有關物業成交資料的成交紀錄冊，以供查閱。

#### 2. 費用、按揭貸款和樓價

- 計算置業總開支，包括律師費、按揭費用、保險費，以及印花稅。
- 向銀行查詢可否取得所需的按揭貸款，然後選擇合適的還款方式，並小心計算按揭貸款金額，以確保貸款額沒有超出本身的負擔能力。
- 查閱同類物業最近的成交價格，以作比較。
- 向賣方或地產代理瞭解，您須付予賣方或該發展項目的管理人的預計的管理費、管理費上期金額(如有)、特別基金金額(如有)、補還的水、電力及氣體按金(如有)、以及／或清理廢料的費用(如有)。

#### 3. 價單、支付條款，以及其他財務優惠

- 賣方未必會把價單所涵蓋的住宅物業悉數推售，因此應留意有關的銷售安排，以了解賣方會推售的住宅物業為何。賣方會在有關住宅物業推售日期前最少三日公布銷售安排。
- 留意價單所載列的支付條款。倘買家可就購置有關住宅物業而連帶獲得價格折扣、贈品，或任何財務優惠或利益，上述資訊亦會在價單內列明。
- 如您擬選用由賣方指定的財務機構提供的各類按揭貸款計劃，在簽訂臨時買賣合約前，應先細閱有關價單內列出的按揭貸款計劃資料<sup>1</sup>。如就該些按揭貸款計劃的詳情有任何疑問，應在簽訂臨時買賣合約前，直接向有關財務機構查詢。

#### 4. 物業的面積及四周環境

- 留意載於售樓說明書和價單內的物業面積資料，以及載於價單內的每平方呎／每平方米售價。根據《一手住宅物業銷售條例》(第621章)(下稱「條例」)，賣方只可以實用面積表達住宅物業的面積和每平方呎及平方米的售價。就住宅物業而言，實用面積指該住宅物業的樓面面積，包括在構成該物業的一部分的範圍內的以下每一項目的樓面面積：(i) 露台；(ii) 工作平台；以及(iii) 陽台。實用面積並不包括空調機房、窗台、閣樓、平台、花園、停車位、天台、梯屋、前庭或庭院的每一項目的面積，即使該些項目構成該物業的一部分的範圍。
- 售樓說明書必須顯示發展項目中所有住宅物業的樓面平面圖。在售樓說明書所載有關發展項目中住宅物業的每一份樓面平面圖，均須述明每個住宅物業的外部 and 內部尺寸<sup>2</sup>。售樓說明書所提供有關住宅物業外部和內部的尺寸，不會把批盪和裝飾物料包括在內。買家收樓前如欲購置家具，應留意這點。
- 親臨發展項目的所在地實地視察，以了解有關物業的四周環境(包括交通和社區設施)；亦應查詢有否任何城市規劃方案和議決，會對有關的物業造成影響；參閱載於售樓說明書內的位置圖、鳥瞰照片、分區計劃大綱圖，以及橫截面圖。

#### 5. 售樓說明書

- 確保所取得的售樓說明書屬最新版本。根據條例，提供予公眾的售樓說明書必須是在之前的三個月之內印製或檢視、或檢視及修改。
- 閱覽售樓說明書，並須特別留意以下資訊：
  - 售樓說明書內有否關於「有關資料」的部分，列出賣方知悉但並非為一般公眾人士所知悉，關於相當可能對享有有關住宅物業造成重大影響的事宜的資料。請注意，已在土地註冊處註冊的文件，其內容不會被視為「有關資料」；
  - 橫截面圖會顯示有關建築物相對毗連該建築物的每條街道的橫截面，以及每條上述街道與已知基準面和該建築物最低的一層住宅樓層的水平相對的水平。橫截面圖能以圖解形式，顯示出建築物最低一層住宅樓層和街道水平的高低差距，不論該最低住宅樓層以何種方式命名；
  - 室內和外部的裝置、裝修物料和設備；
  - 管理費按甚麼基準分擔；
  - 小業主有否責任或需要分擔管理、營運或維持有關發展項目以內或以外的公眾休憩用地或公共設施的開支，以及有關公眾休憩用地或公共設施的位置；以及
  - 小業主是否須要負責維修斜坡。

#### 6. 政府批地文件和公契

- 閱覽政府批地文件和公契(或公契擬稿)。公契內載有天台和外牆業權等相關資料。賣方會在售樓處提供政府批地文件和公契(或公契擬稿)的複本，供準買家免費閱覽。
- 留意政府批地文件內所訂明小業主是否須要負責支付地稅。
- 留意公契內訂明有關物業內可否飼養動物。

#### 7. 售樓處內有關可供揀選住宅物業的資料

- 向賣方查詢清楚有哪些一手住宅物業可供揀選。若賣方在售樓處內展示「消耗表」，您可從該「消耗表」得悉在每個銷售日的銷售進度資料，包括在該個銷售日開始時有哪些住宅物業可供出售，以及在該個銷售日內有哪些住宅物業已獲揀選及售出。
- 切勿隨便相信有關發展項目銷情的傳言，倉卒簽立臨時買賣合約。

#### 8. 成交紀錄冊

- 留意發展項目的成交紀錄冊。賣方須於臨時買賣合約訂立後的24小時內，於紀錄冊披露該臨時買賣合約的資料，以及於買賣合約訂立後一個工作天內，披露該買賣合約的資料。您可透過成交紀錄冊得悉發展項目的銷售情況。
- 切勿將賣方接獲用作登記的購樓意向書或本票的數目視為銷情指標。發展項目的成交紀錄冊才是讓公眾掌握發展項目每日銷售情況的最可靠資料來源。

#### 9. 買賣合約

- 確保臨時買賣合約和買賣合約包含條例所規定的強制性條文。
- 留意有關物業買賣交易所包括的裝置、裝修物料和設備，須在臨時買賣合約和買賣合約上列明。
- 留意夾附於買賣合約的圖則。該圖則會顯示所有賣方售予您的物業面積，而該面積通常較該物業的實用面積為大。
- 訂立臨時買賣合約時，您須向擁有人(即賣方)支付樓價**5%**的臨時訂金。



# NOTES TO PURCHASERS OF FIRST-HAND RESIDENTIAL PROPERTIES

## 一手住宅物業買家須知

- 如您在訂立臨時買賣合約後**五個工作日**(工作日指並非公眾假日、星期六、黑色暴雨警告日或烈風警告日的日子)之內，沒有簽立買賣合約，該臨時買賣合約即告終止，有關臨時訂金(即樓價的5%)會被沒收，而擁有人(即賣方)不得因您沒有簽立買賣合約而對您提出進一步申索。
- 在訂立臨時買賣合約後的五個工作日之內，倘您簽立買賣合約，則擁有人(即賣方)必須在訂立該臨時買賣合約後的八個工作日之內簽立買賣合約。
- 有關的訂金，應付予負責為所涉物業擔任保證金保存人的律師事務所。

### 10. 表達購樓意向

- 留意在賣方(包括其獲授權代表)就有關住宅物業向公眾提供價單前，賣方不得尋求或接納任何對有關住宅物業的購樓意向(不論是否屬明確選擇購樓意向)。因此您不應向賣方或其授權代表提出有關意向。
- 留意在有關住宅物業的銷售開始前，賣方(包括其獲授權代表)不得尋求或接納任何對該物業的有明確選擇購樓意向。因此您不應向賣方或其授權代表提出有關意向。

### 11. 委託地產代理

- 留意倘賣方委任一個或多於一個地產代理，以協助銷售其發展項目內任何指明住宅物業，該發展項目的價單必須列明在價單印刷日期當日所有獲委任為地產代理的姓名／名稱。
- 您可委託任何地產代理(不一定是賣方所指定的地產代理)，以協助您購置發展項目內任何指明住宅物業；您亦可不委託任何地產代理。
- 委託地產代理以物色物業前，您應該 –
  - 了解該地產代理是否只代表您行事。該地產代理若同時代表賣方行事，倘發生利益衝突，未必能夠保障您的最大利益；
  - 了解您須否支付佣金予該地產代理。若須支付，有關的佣金金額和支付日期為何；以及
  - 留意只有持牌地產代理或營業員才可以接受您的委託。如有疑問，應要求該地產代理或營業員出示其「地產代理證」，或瀏覽地產代理監管局的網頁(網址：[www.eaa.org.hk](http://www.eaa.org.hk))，查閱牌照目錄。

### 12. 委聘律師

- 考慮自行委聘律師，以保障您的利益。該律師若同時代表賣方行事，倘發生利益衝突，未必能夠保障您的最大利益。
- 比較不同律師的收費。

### 適用於一手未落成住宅物業

### 13. 預售樓花同意書

- 洽購地政總署「預售樓花同意方案」下的未落成住宅物業時，應向賣方確認地政總署是否已就該發展項目批出「預售樓花同意書」。

### 14. 示範單位

- 賣方不一定須設置示範單位供準買家或公眾參觀，但賣方如為某指明住宅物業設置示範單位，必須首先設置該住宅物業的無改動示範單位，才可設置該住宅物業的經改動示範單位，並可以就該住宅物業設置多於一個經改動示範單位。

- 參觀示範單位時，務必視察無改動示範單位，以便與經改動示範單位作出比較。然而，條例並沒有限制賣方安排參觀無改動示範單位及經改動示範單位的先後次序。
- 賣方設置示範單位供公眾參觀時，應已提供有關發展項目的售樓說明書。因此，緊記先行索取售樓說明書，以便在參觀示範單位時參閱相關資料。
- 您可以在無改動示範單位及經改動示範單位中進行量度，並在無改動示範單位內拍照或拍攝影片，惟在確保示範單位參觀者人身安全的前提下，賣方可能會設定合理的限制。

### 適用於一手未落成住宅物業及尚待符合條件的已落成住宅物業

### 15. 預計關鍵日期及收樓日期

- 查閱售樓說明書中有關發展項目的預計關鍵日期<sup>3</sup>。
  - 售樓說明書中有關發展項目的預計關鍵日期並不同買家的「收樓日期」。買家的「收樓日期」必定較發展項目的預計關鍵日期遲。
- 收樓日期
  - 條例規定買賣合約須載有強制性條文，列明賣方須於買賣合約內列出的預計關鍵日期後的14日內，以書面為發展項目申請佔用文件、合格證明書，或地政總署署長的轉讓同意(視屬何種情況而定)。
    - 如發展項目屬地政總署預售樓花同意方案所規管，賣方須在合格證明書或地政總署署長的轉讓同意發出後的一個月內(以較早者為準)，就賣方有能力有效地轉讓有關物業一事，以書面通知買家；或
    - 如發展項目並非屬地政總署預售樓花同意方案所規管，賣方須在佔用文件(包括佔用許可證)發出後的六個月內，就賣方有能力有效地轉讓有關物業一事，以書面通知買家。
  - 條例規定買賣合約須載有強制性條文，列明有關物業的買賣須於賣方發出上述通知的日期的14日內完成。有關物業的買賣完成後，賣方將安排買家收樓事宜。
- 認可人士可批予在預計關鍵日期之後完成發展項目
  - 條例規定買賣合約須載有強制性條文，列明發展項目的認可人士可以在顧及純粹由以下一個或多於一個原因所導致的延遲後，批予在預計關鍵日期之後，完成發展項目：
    - 工人罷工或封閉工地；
    - 暴動或內亂；
    - 不可抗力或天災；
    - 火警或其他賣方所不能控制的意外；
    - 戰爭；或
    - 惡劣天氣。
  - 發展項目的認可人士可以按情況，多於一次批予延後預計關鍵日期以完成發展項目，即收樓日期可能延遲。
  - 條例規定買賣合約須載有強制性條文，列明賣方須於認可人士批予延期後的14日內，向買家提供有關延期證明書的文本。
- 如對收樓日期有任何疑問，可向賣方查詢。

# NOTES TO PURCHASERS OF FIRST-HAND RESIDENTIAL PROPERTIES

## 一手住宅物業買家須知

### 適用於一手已落成住宅物業

#### 16. 賣方資料表格

- 確保取得最近三個月內印製有關您擬購買的一手已落成住宅物業的「賣方資料表格」。

#### 17. 參觀物業

- 購置住宅物業前，確保已獲安排參觀您打算購置的住宅物業。倘參觀有關物業並非合理地切實可行，則應參觀與有關物業相若的物業，除非您以書面同意賣方無須開放與有關物業相若的物業供您參觀。您應仔細考慮，然後才決定是否簽署豁免上述規定的書面同意。
- 除非有關物業根據租約持有，或為確保物業參觀者的人身安全而須設定合理限制，您可以對該物業進行量度、拍照或拍攝影片。

任何與賣方銷售受條例所規管的一手住宅物業有關的投訴和查詢，請與一手住宅物業銷售監管局聯絡。

網址	：	www.srpa.gov.hk
電話	：	2817 3313
電郵	：	enquiry_srpa@hd.gov.hk
傳真	：	2219 2220

#### 其他相關聯絡資料：

消費者委員會	
網址	： www.consumer.org.hk
電話	： 2929 2222
電郵	： cc@consumer.org.hk
傳真	： 2856 3611
地產代理監管局	
網址	： www.eaa.org.hk
電話	： 2111 2777
電郵	： enquiry@eaa.org.hk
傳真	： 2598 9596
香港地產建設商會	
電話	： 2826 0111
傳真	： 2845 2521

<sup>1</sup> 按揭貸款計劃的資料包括有關按揭貸款計劃對借款人的最低收入的要求、就第一按揭連同第二按揭可獲得的按揭貸款金額上限、最長還款年期、整個還款期內的按揭利率變化，以及申請人須繳付的手續費。

<sup>2</sup> 根據條例附表 1 第 1 部第 10(2)(d) 條述明，售樓說明書內顯示的發展項目中的住宅物業的每一份樓面平面圖須述明以下各項 –

- (i) 每個住宅物業的外部尺寸；
- (ii) 每個住宅物業的內部尺寸；
- (iii) 每個住宅物業的內部間隔的厚度；
- (iv) 每個住宅物業內個別分隔室的外部尺寸。

根據條例附表 1 第 1 部第 10(3) 條，如有關發展項目的經批准的建築圖則，提供條例附表 1 第 1 部第 10(2)(d) 條所規定的資料，樓面平面圖須述明如此規定的該資料。

<sup>3</sup> 一般而言，「關鍵日期」指該項目符合批地文件的條件的日期，或該項目在遵照經批准的建築圖則的情況下或按照豁免證明書的發出的條件在各方面均屬完成的日期。有關詳情請參閱條例第 2 條。

運輸及房屋局

一手住宅物業銷售監管局

2017 年 8 月





# INFORMATION ON THE DEVELOPMENT

## 發展項目的資料

### Name of the Development

Kadooria

### Street name and street number

Nos. 111, 113, 115, 117, 119, 121, 123, 125, 127, 129, 131 and 133 Kadoorie Avenue

Note:

For units on G/F

No. 117, No. 119, No. 121, No. 123, No. 125, No. 127 and No. 133 Kadoorie Avenue

For units on 1/F to 7/F (4/F omitted)

No. 111, No. 113, No. 115, No. 117, No. 119, No. 121, No. 123, No. 125, No. 127, No. 129, No. 131 and No. 133 Kadoorie Avenue  
(7/F of No. 125 Kadoorie Avenue omitted)

### Total number of storeys

7 storeys (excluding B2/F, B1/F, Roof, Upper Roof and Top Roof)

### Floor numbering

B2/F, B1/F, G/F, 1/F to 3/F, 5/F to 7/F, Roof, Upper Roof and Top Roof

### Omitted floor numbers

4/F is omitted

### Refuge floor

There is no refuge floor

### 發展項目名稱

Kadooria

### 街道名稱及門牌號數

嘉道理道 111、113、115、117、119、121、123、125、127、129、131 及 133 號

備註：

地下的單位

嘉道理道 117 號、119 號、121 號、123 號、125 號、127 號及 133 號

1 樓至 7 樓 (不設 4 樓) 的單位

嘉道理道 111 號、113 號、115 號、117 號、119 號、121 號、123 號、125 號、127 號、129 號、131 號及 133 號  
(嘉道理道 125 號不設 7 樓)

### 樓層總數

7 層 (不包括地庫二層、地庫一層、天台、上層天台及頂層天台)

### 樓層號數

地庫二層、地庫一層、地下、1 樓至 3 樓、5 樓至 7 樓、天台、上層天台及頂層天台

### 被略去的樓層號數

不設 4 樓

### 庇護層

不設庇護層



# INFORMATION ON VENDOR AND OTHERS INVOLVED IN THE DEVELOPMENT

## 賣方及有參與發展項目的其他人的資料

### Vendor

Hang Wah Chong Investment Company Limited

### Holding companies of the Vendor

Eastsilk Ltd.

Newmarket Holdings Limited

Sun King Fung Development Limited

Sunlit Assets Ltd.

Widelink Development Ltd.

CITIC Pacific Limited

CITIC Limited

### Authorized Person for the Development, and the firm or corporation of which the Authorized Person for the Development is a proprietor, director or employee in his or her professional capacity

Mr. Kenneth LUI Chi Kin of P&T Architects and Engineers Limited\*

### Building Contractor for the Development

Gammon Construction Limited

### Firm of solicitors acting for the owner in relation to the sale of residential properties in the Development

Mayer Brown

### Authorized institution that has made a loan, or has undertaken to provide finance, for the construction of the Development

Not applicable

### Any other person who has made a loan for the construction of the Development

Eltonford Limited

\* Mr. Kenneth LUI Chi Kin ("Mr. Lui") was under employment of P&T Architects and Engineers Limited ("P&T") in the course of construction of the Development and at the time the occupation permit of the Development was issued. Mr. Lui retired and left P&T on 31 March 2017. Since 01 April 2017, Mr. Lui has not been a proprietor, director or employee of any other firm or corporation in his professional capacity.

### 賣方

恒華昌置業有限公司

### 賣方的控權公司

Eastsilk Ltd.

Newmarket Holdings Limited

新景豐發展有限公司

Sunlit Assets Ltd.

Widelink Development Ltd.

中信泰富有限公司

中國中信股份有限公司

### 發展項目的認可人士及認可人士以其專業身分擔任經營人、董事或僱員的商號或法團

巴馬丹拿建築及工程師有限公司之呂志堅先生 \*

### 發展項目的承建商

金門建築有限公司

### 就發展項目中的住宅物業的出售而代表擁有人行事的律師事務所

孖士打律師行

### 已為發展項目的建造提供貸款或已承諾為該項建造提供融資的認可機構

不適用

### 已為發展項目的建造提供貸款的任何其他人的姓名或名稱

Eltonford Limited

\* 呂志堅先生(「呂先生」)在發展項目進行建築工程及發出發展項目的佔用許可證時受僱於巴馬丹拿建築及工程師有限公司(「巴馬丹拿」)。呂先生於2017年3月31日退休及離開「巴馬丹拿」。自2017年4月1日起，呂先生並未以其專業身份擔任任何商號或法團經營人、董事或僱員。

## RELATIONSHIP BETWEEN PARTIES INVOLVED IN THE DEVELOPMENT

### 有參與發展項目的各方的關係

(a) The vendor or a building contractor for the development is an individual, and that vendor or contractor is an immediate family member of an authorized person for the development.	Not applicable
(b) The vendor or a building contractor for the development is a partnership, and a partner of that vendor or contractor is an immediate family member of such an authorized person.	Not applicable
(c) The vendor or a building contractor for the development is a corporation, and a director or the secretary of that vendor or contractor (or a holding company of that vendor) is an immediate family member of such an authorized person.	No
(d) The vendor or a building contractor for the development is an individual, and that vendor or contractor is an immediate family member of an associate of such an authorized person.	Not applicable
(e) The vendor or a building contractor for the development is a partnership, and a partner of that vendor or contractor is an immediate family member of an associate of such an authorized person.	Not applicable
(f) The vendor or a building contractor for the development is a corporation, and a director or the secretary of that vendor or contractor (or a holding company of that vendor) is an immediate family member of an associate of such an authorized person.	No
(g) The vendor or a building contractor for the development is an individual, and that vendor or contractor is an immediate family member of a proprietor of a firm of solicitors acting for the owner in relation to the sale of residential properties in the development.	Not applicable
(h) The vendor or a building contractor for the development is a partnership, and a partner of that vendor or contractor is an immediate family member of a proprietor of a firm of solicitors acting for the owner in relation to the sale of residential properties in the development.	Not applicable
(i) The vendor or a building contractor for the development is a corporation, and a director or the secretary of that vendor or contractor (or a holding company of that vendor) is an immediate family member of a proprietor of such a firm of solicitors.	No
(j) The vendor, a holding company of the vendor, or a building contractor for the development, is a private company, and an authorized person for the development, or an associate of such an authorized person, holds at least 10% of the issued shares in that vendor, holding company or contractor.	No
(k) The vendor, a holding company of the vendor, or a building contractor for the development, is a listed company, and such an authorized person, or such an associate, holds at least 1% of the issued shares in that vendor, holding company or contractor.	No
(l) The vendor or a building contractor for the development is a corporation, and such an authorized person, or such an associate, is an employee, director or secretary of that vendor or contractor or of a holding company of that vendor.	No

(m) The vendor or a building contractor for the development is a partnership, and such an authorized person, or such an associate, is an employee of that vendor or contractor.	Not applicable
(n) The vendor, a holding company of the vendor, or a building contractor for the development, is a private company, and a proprietor of a firm of solicitors acting for the owner in relation to the sale of residential properties in the development holds at least 10% of the issued shares in that vendor, holding company or contractor.	No
(o) The vendor, a holding company of the vendor, or a building contractor for the development, is a listed company, and a proprietor of such a firm of solicitors holds at least 1% of the issued shares in that vendor, holding company or contractor.	No
(p) The vendor or a building contractor for the development is a corporation, and a proprietor of such a firm of solicitors is an employee, director or secretary of that vendor or contractor or of a holding company of that vendor.	No
(q) The vendor or a building contractor for the development is a partnership, and a proprietor of such a firm of solicitors is an employee of that vendor or contractor.	Not applicable
(r) The vendor or a building contractor for the development is a corporation, and the corporation of which an authorized person for the development is a director or employee in his or her professional capacity is an associate corporation of that vendor or contractor or of a holding company of that vendor.	No
(s) The vendor or a building contractor for the development is a corporation, and that contractor is an associate corporation of that vendor or of a holding company of that vendor.	No

# RELATIONSHIP BETWEEN PARTIES INVOLVED IN THE DEVELOPMENT

## 有參與發展項目的各方的關係

(a) 賣方或有關發展項目的承建商屬個人，並屬該項目的認可人士的家人。	不適用
(b) 賣方或該項目的承建商屬合夥，而該賣方或承建商的合夥人屬上述認可人士的家人。	不適用
(c) 賣方或該項目的承建商屬法團，而該賣方或承建商(或該賣方的控權公司)的董事或秘書屬上述認可人士的家人。	否
(d) 賣方或該項目的承建商屬個人，並屬上述認可人士的有聯繫人士的家人。	不適用
(e) 賣方或該項目的承建商屬合夥，而該賣方或承建商的合夥人屬上述認可人士的有聯繫人士的家人。	不適用
(f) 賣方或該項目的承建商屬法團，而該賣方或承建商(或該賣方的控權公司)的董事或秘書屬上述認可人士的有聯繫人士的家人。	否
(g) 賣方或該項目的承建商屬個人，並屬就該項目內的住宅物業的出售代表擁有人行事的律師事務所行事的經營人的家人。	不適用
(h) 賣方或該項目的承建商屬合夥，而該賣方或承建商的合夥人屬就該項目內的住宅物業的出售代表擁有人行事的律師事務所行事的經營人的家人。	不適用
(i) 賣方或該項目的承建商屬法團，而該賣方或承建商(或該賣方的控權公司)的董事或秘書屬上述律師事務所的經營人的家人。	否
(j) 賣方、賣方的控權公司或有關發展項目的承建商屬私人公司，而該項目的認可人士或該認可人士的有聯繫人士持有該賣方、控權公司或承建商最少10%的已發行股份。	否
(k) 賣方、賣方的控權公司或該項目的承建商屬上市公司，而上述認可人士或上述有聯繫人士持有該賣方、控權公司或承建商最少1%的已發行股份。	否
(l) 賣方或該項目的承建商屬法團，而上述認可人士或上述有聯繫人士屬該賣方、承建商或該賣方的控權公司的僱員、董事或秘書。	否
(m) 賣方或該項目的承建商屬合夥，而上述認可人士或上述有聯繫人士屬該賣方或承建商的僱員。	不適用
(n) 賣方、賣方的控權公司或該項目的承建商屬私人公司，而就該項目中的住宅物業的出售而代表擁有人行事的律師事務所的經營人持有該賣方、控權公司或承建商最少10%的已發行股份。	否
(o) 賣方、賣方的控權公司或該項目的承建商屬上市公司，而上述律師事務所的經營人持有該賣方、控權公司或承建商最少1%的已發行股份。	否

(p) 賣方或該項目的承建商屬法團，而上述律師事務所的經營人屬該賣方或承建商或該賣方的控權公司的僱員、董事或秘書。	否
(q) 賣方或該項目的承建商屬合夥，而上述律師事務所的經營人屬該賣方或承建商的僱員。	不適用
(r) 賣方或該項目的承建商屬法團，而該項目的認可人士以其專業身分擔任董事或僱員的法團為該賣方或承建商或該賣方的控權公司的有聯繫法團。	否
(s) 賣方或該項目的承建商屬法團，而該承建商屬該賣方或該賣方的控權公司的有聯繫法團。	否



## INFORMATION ON DESIGN OF THE DEVELOPMENT 發展項目的設計的資料

**There are no non-structural prefabricated external walls forming part of the enclosing walls of the Development.**

**發展項目沒有構成圍封牆的一部分的非結構的預製外牆。**

**There are no curtain walls forming part of the enclosing walls of the Development.**

**發展項目沒有構成圍封牆的一部分的幕牆。**



# INFORMATION ON PROPERTY MANAGEMENT

## 物業管理的資料

**The person appointed as the manager of the Development under the latest draft deed of mutual covenant as at the date on which the sales brochure is printed:**

Tylfull Realty Management Company Limited

**根據有關公契在售樓說明書的印製日期的最新擬稿，獲委任為該項目的管理人的人：**

泰富物業管理有限公司

# LOCATION PLAN OF THE DEVELOPMENT

## 發展項目的所在位置圖

This location plan is prepared by the Vendor with reference to the Survey Sheet (Series HP5C), Sheet No. 11-NW-D dated 21 February 2019 from Survey and Mapping Office of the Lands Department, with adjustments where necessary.

此位置圖是參考於2019年2月21日出版之地政總署測繪處之測繪圖(組別編號HP5C)，圖幅編號11-NW-D，並由賣方擬備，有需要處經修正處理。



### NOTATION 圖例

	Petrol Filling Station	油站
	Power Plant (including Electricity Sub-stations)	發電廠(包括電力分站)
	Public Convenience	公廁
	Public Transport Terminal (including Rail Station)	公共交通總站(包括鐵路車站)
	Public Utility Installation	公用事業設施裝置
	Religious Institution (including Church, Temple and Tsz Tong)	宗教場所 (包括教堂、廟宇及祠堂)
	Sports Facilities (including Sports Ground and Swimming Pool)	體育設施 (包括運動場及游泳池)
	Public Carpark (including Lorry Park)	公眾停車場(包括貨車停泊處)
	School (including Kindergarten)	學校(包括幼稚園)
	Social Welfare Facilities (including Elderly Centre and Home for the Mentally Disabled)	社會福利設施 (包括老人中心及弱智人士護理院)
	Public Park	公園
	Market (including Wet Market and Wholesale Market)	市場 (包括濕貨市場及批發市場)

Location of the Development  
發展項目的位置

The map is reproduced with permission of the Director of Lands. © The Government of the Hong Kong SAR. Licence No. 129/2017.

地圖版權屬香港特區政府，經地政總署准許複印，版權特許編號129/2017。

#### Note:

1. The Vendor advises prospective purchasers to conduct an on-site visit for a better understanding of the development site, its surrounding environment and the public facilities nearby.
2. The location plan may show more than the area required under the Residential Properties (First-hand Sales) Ordinance due to technical reason that the boundary of the Development is irregular.

#### 備註：

1. 賣方建議準買方到有關發展地盤作實地考察，以對該發展地盤、其周邊地區環境及附近的公共設施有較佳了解。
2. 由於發展項目的邊界不規則的技術原因，此位置圖所顯示的範圍可能超過《一手住宅物業銷售條例》所規定的範圍。

Scale 比例：0 50 150 250M(米)

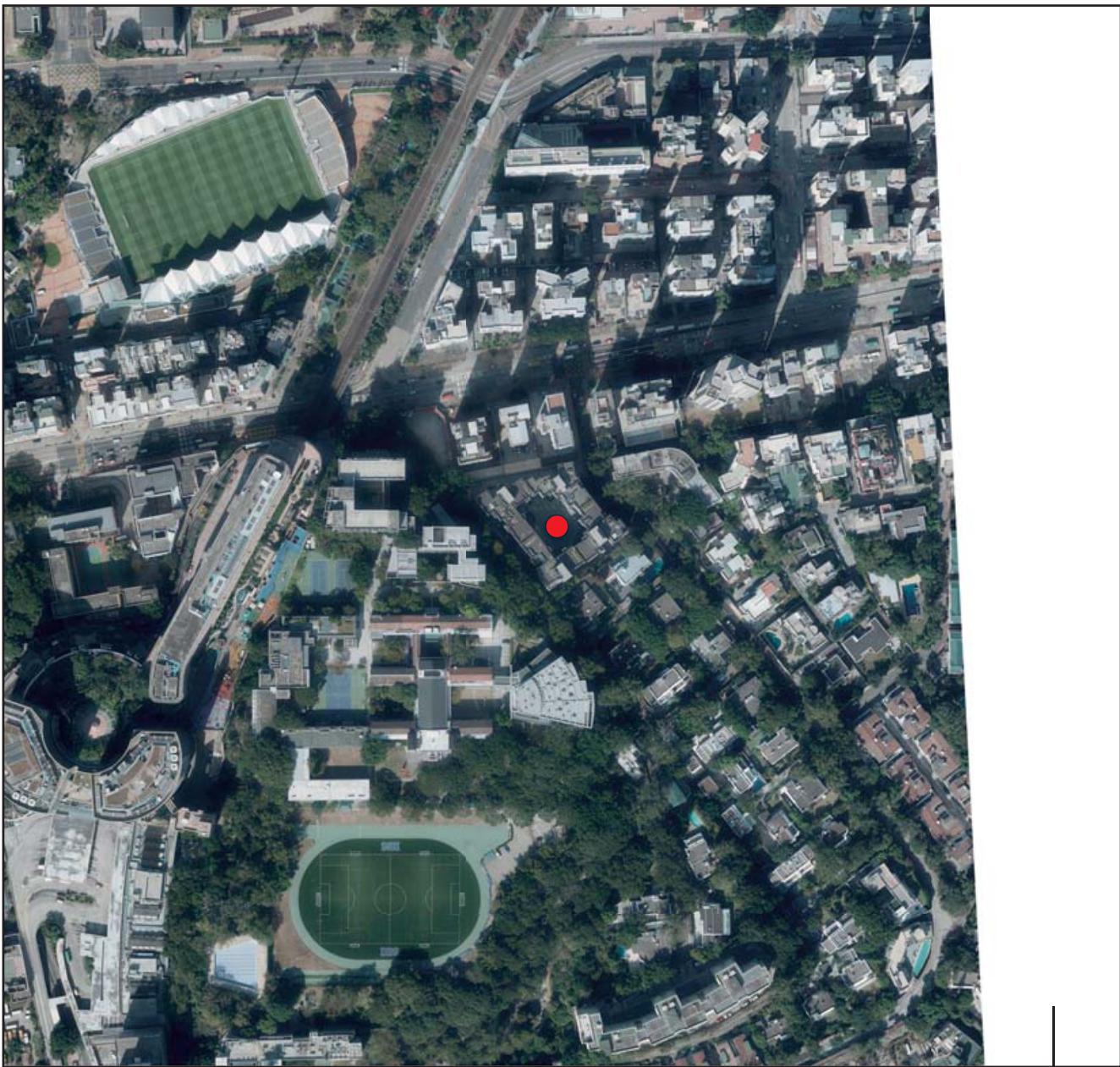


# AERIAL PHOTOGRAPH OF THE DEVELOPMENT

## 發展項目的鳥瞰照片

Adopted from part of the aerial photograph taken by the Survey and Mapping Office of the Lands Department at a flying height of 6,000 feet, photo No. E030781C, dated 27 December 2017.

摘錄自地政總署測繪處在6,000呎的飛行高度拍攝之鳥瞰照片，照片編號E030781C，飛行日期：2017年12月27日。



This blank area falls outside the coverage of the aerial photograph.  
此空白範圍不為本鳥瞰照片所覆蓋。

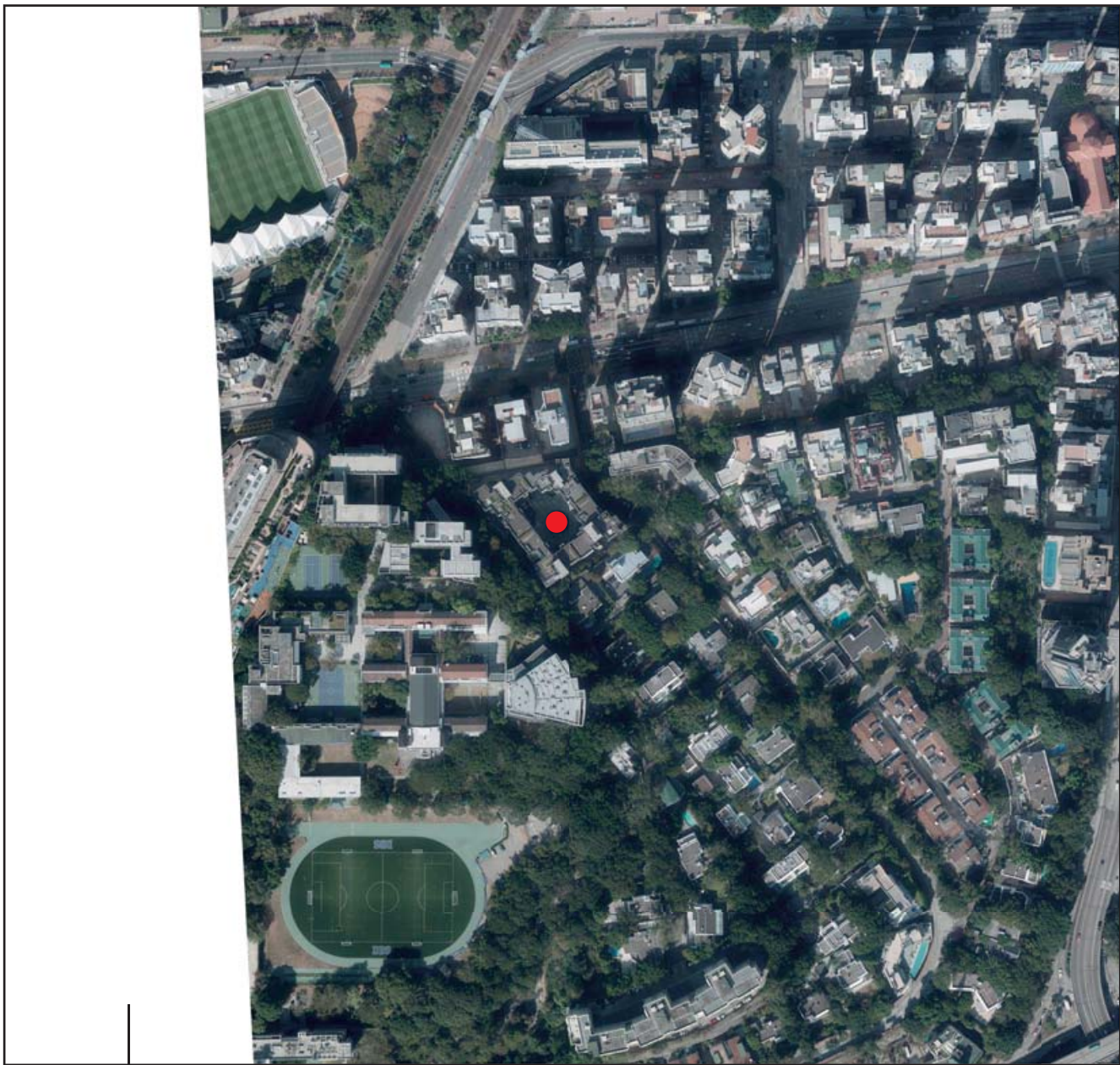
● Location of the Development  
發展項目的位置

Survey and Mapping Office, Lands Department, The Government of HKSAR©Copyright reserved – reproduction by permission only.

香港特別行政區政府地政總署測繪處©版權所有，未經許可，不得翻印。

Adopted from part of the aerial photograph taken by the Survey and Mapping Office of the Lands Department at a flying height of 6,000 feet, photo No. E030782C, dated 27 December 2017.

摘錄自地政總署測繪處在6,000呎的飛行高度拍攝之鳥瞰照片，照片編號E030782C，飛行日期：2017年12月27日。



Note:  
1. Copy of the aerial photograph of the Development is available for free inspection at the sales office during opening hours.  
2. The aerial photograph may show more than the area required under the Residential Properties (First-hand Sales) Ordinance due to technical reason that the boundary of the Development is irregular.  
備註：  
1. 發展項目的鳥瞰照片之副本可於售樓處開放時間內免費查閱。  
2. 由於發展項目的邊界不規則的技術原因，此鳥瞰照片所顯示的範圍可能超過《一手住宅物業銷售條例》所規定的範圍。




# AERIAL PHOTOGRAPH OF THE DEVELOPMENT

## 發展項目的鳥瞰照片

Adopted from part of the aerial photograph taken by the Survey and Mapping Office of the Lands Department at a flying height of 6,000 feet, photo No. E034161C, dated 10 March 2018.

摘錄自地政總署測繪處在6,000 呎的飛行高度拍攝之鳥瞰照片，照片編號 E034161C，飛行日期：2018年3月10日。



This blank area falls outside the coverage of the aerial photograph.  
此空白範圍不為本鳥瞰照片所覆蓋。

● Location of the Development  
發展項目的位置

Survey and Mapping Office, Lands Department, The Government of HKSAR©Copyright reserved – reproduction by permission only.

香港特別行政區政府地政總署測繪處©版權所有，未經許可，不得翻印。

Note:

1. Copy of the aerial photograph of the Development is available for free inspection at the sales office during opening hours.
2. The aerial photograph may show more than the area required under the Residential Properties (First-hand Sales) Ordinance due to technical reason that the boundary of the Development is irregular.

備註：

1. 發展項目的鳥瞰照片之副本可於售樓處開放時間內免費查閱。
2. 由於發展項目的邊界不規則的技術原因，此鳥瞰照片所顯示的範圍可能超過《一手住宅物業銷售條例》所規定的範圍。

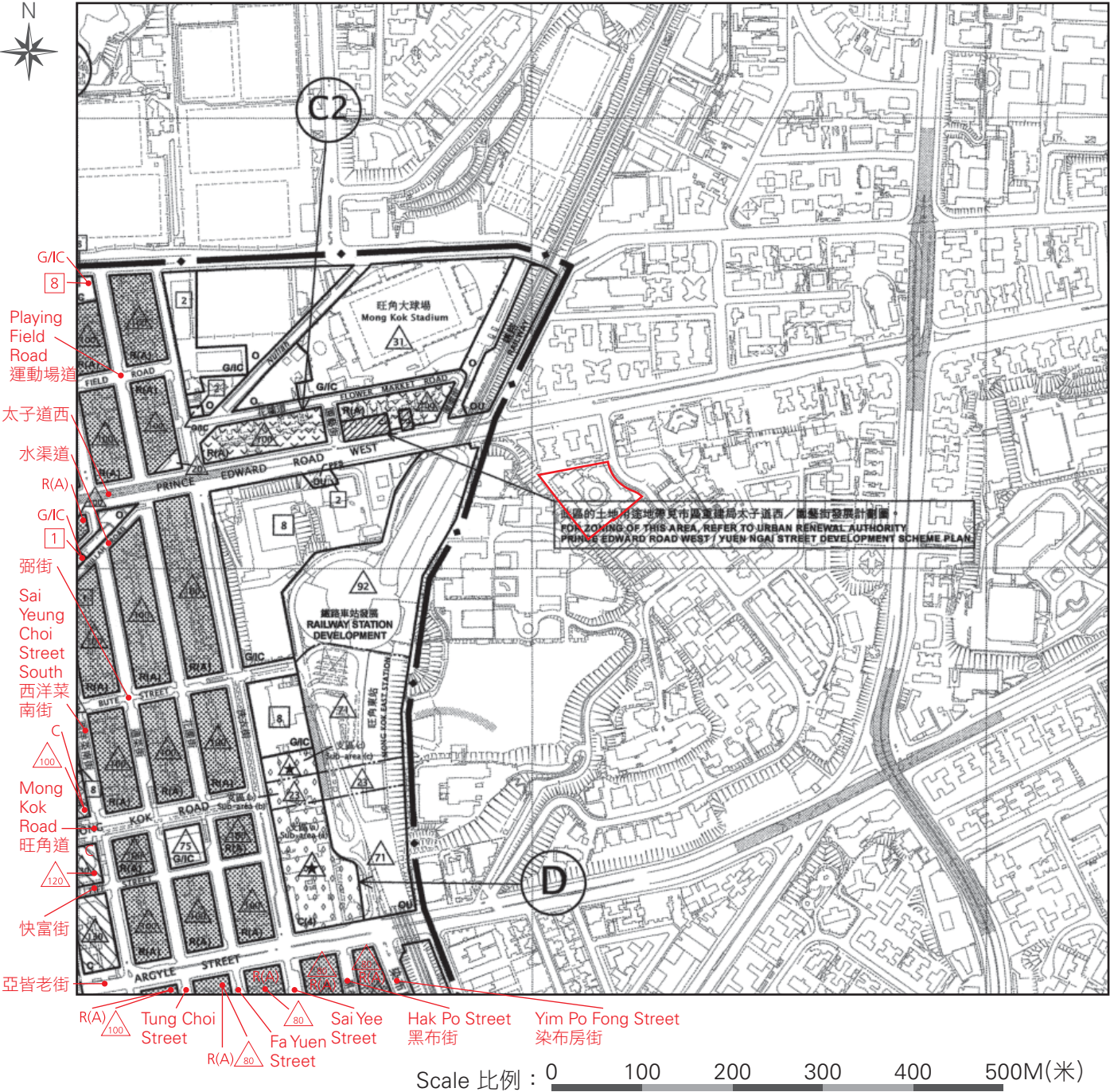


# OUTLINE ZONING PLAN ETC. RELATING TO THE DEVELOPMENT

## 關乎發展項目的分區計劃大綱圖等

Adopted from part of the draft Mong Kok Outline Zoning Plan No. S/K3/31, gazetted on 13 July 2018, with adjustments where necessary.

摘錄自2018年7月13日刊憲之旺角分區計劃大綱草圖，圖則編號為S/K3/31，有需要處經修正處理。



- Note:
1. The latest outline zoning plan and the attached schedule as at the date of printing of the sales brochure is available for free inspection at the sales office during opening hours.
  2. The Vendor advises prospective purchasers to conduct an on-site visit for a better understanding of the development site, its surrounding environment and the public facilities nearby.
  3. The outline zoning plan may show more than the area required under the Residential Properties (First-hand Sales) Ordinance due to technical reason that the boundary of the Development is irregular.
  4. The outline zoning plan, prepared by the Planning Department under the direction of the Town Planning Board, is reproduced with the permission of the Director of Lands. © The Government of the Hong Kong SAR.

NOTATION 圖例		
ZONES 地帶		
	Commercial	商業
	Residential (Group A)	住宅(甲類)
	Government, Institution or Community	政府、機構或社區
	Open Space	休憩用地
	Other Specified Uses	其他指定用途
COMMUNICATIONS 交通		
	Railway and Station (Underground)	鐵路及車站(地下)
	Major Road and Junction	主要道路及路口
	Elevated Road	高架道路
MISCELLANEOUS 其他		
	Boundary of Planning Scheme	規劃範圍界線
	Urban Renewal Authority Development Scheme Plan Area	市區重建局發展計劃範圍
	Building Height Control Zone Boundary	建築物高度管制區界線
	Maximum Building Height (In Metres Above Principal Datum)	最高建築物高度 (在主水平基準上若干米)
	Maximum Building Height (In Number of Storeys)	最高建築物高度 (樓層數目)
	Petrol Filling Station	加油站
	Rezoning of areas on the western side of Kok Cheung Street and on the southern side of Flower Market Road from "R(A)3" to "R(A)" and revision of the building height restrictions from 60mPD to 100mPD.	把位於角祥街西面和花墟道南面的土地由「住宅(甲類)3」地帶改劃為「住宅(甲類)」地帶，並將其建築物高度限制由主水平基準上60米修訂為主水平基準上100米。
	Rezoning of a site at the junction of Sai Yee Street and Argyle Street from "Government, Institution or Community", "OU" annotated "Multi-storey Car/Lorry Park" and "OU" annotated "Railway Station Development" to "C(4)" with the stipulation of sub-areas on the Plan and development restrictions on the Notes of the Plan.	把位於洗衣街和亞皆老街交界的一塊用地由「政府、機構或社區」、「其他指定用途」註明「私家車／貨車多層停車場」及「其他指定用途」註明「鐵路車站發展」地帶改劃為「商業(4)」地帶，並於圖則上訂明支區及於「註釋」列明發展限制。

Location of the Development  
發展項目的位置

- 備註：
1. 在印刷售樓說明書當日所適用的最近期分區計劃大綱圖及其附表，可於售樓處開放時間內免費查閱。
  2. 賣方建議準買家到該發展地盤作實地考察，以對該發展地盤、其周邊地區環境及附近的公共設施有較佳了解。
  3. 由於發展項目的邊界不規則的技術原因，此分區計劃大綱圖所顯示的範圍可能超過《一手住宅物業銷售條例》所規定的範圍。
  4. 此分區計劃大綱圖為規劃署遵照城市規劃委員會指示擬備，版權屬香港特別行政區政府，經地政總署准許複印。

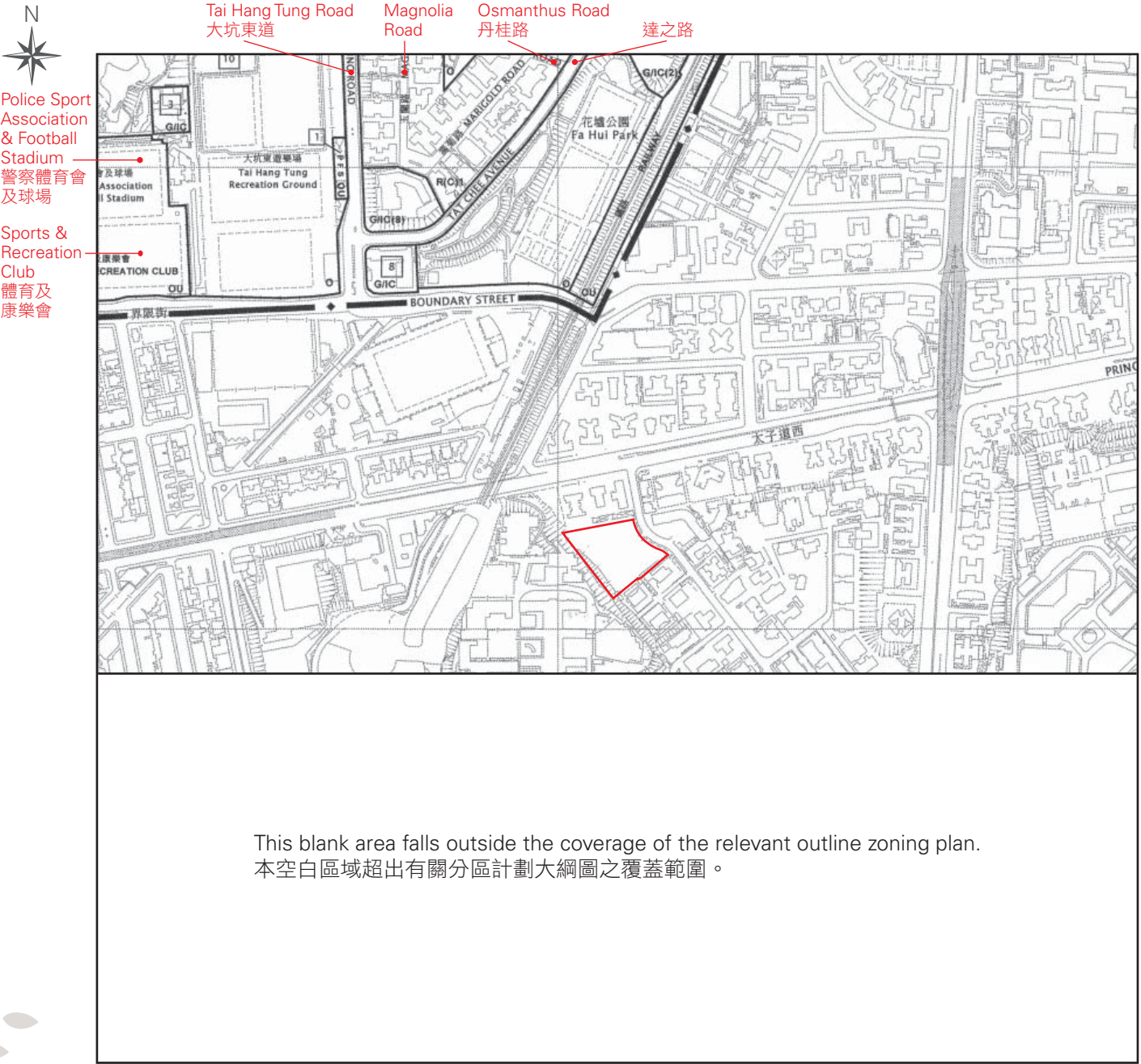


# OUTLINE ZONING PLAN ETC. RELATING TO THE DEVELOPMENT

## 關乎發展項目的分區計劃大綱圖等

Adopted from part of the approved Shek Kip Mei Outline Zoning Plan No. S/K4/29, gazetted on 24 July 2015, with adjustments where necessary.

摘錄自2015年7月24日刊憲之石硤尾分區計劃大綱核准圖，圖則編號為S/K4/29，有需要處經修正處理。



NOTATION 圖例		
ZONES 地帶		
R(C)	Residential (Group C)	住宅(丙類)
G/I/C	Government, Institution or Community	政府、機構或社區
O	Open Space	休憩用地
OU	Other Specified Uses	其他指定用途
COMMUNICATIONS 交通		
==+==	Major Road and Junction	主要道路及路口
MISCELLANEOUS 其他		
— • —	Boundary of Planning Scheme	規劃範圍界線
[8]	Maximum Building Height (In Number of Storeys)	最高建築物高度 (樓層數目)
P F S	Petrol Filling Station	加油站

Location of the Development  
發展項目的位置

Note:

1. The latest outline zoning plan and the attached schedule as at the date of printing of the sales brochure are available for free inspection at the sales office during opening hours.
2. The Vendor advises prospective purchasers to conduct an on-site visit for a better understanding of the development site, its surrounding environment and the public facilities nearby.
3. The outline zoning plan may show more than the area required under the Residential Properties (First-hand Sales) Ordinance due to technical reason that the boundary of the Development is irregular.
4. The outline zoning plan, prepared by the Planning Department under the direction of the Town Planning Board, is reproduced with the permission of the Director of Lands. © The Government of the Hong Kong SAR.

備註：

1. 在印刷售樓說明書當日所適用的最近期分區計劃大綱圖及其附表，可於售樓處開放時間內免費查閱。
2. 賣方建議準買家到該發展地盤作實地考察，以對該發展地盤、其周邊地區環境及附近的公共設施有較佳了解。
3. 由於發展項目的邊界不規則的技術原因，此分區計劃大綱圖所顯示的範圍可能超過《一手住宅物業銷售條例》所規定的範圍。
4. 此分區計劃大綱圖為規劃署遵照城市規劃委員會指示擬備，版權屬香港特別行政區政府，經地政總署准許複印。

Scale 比例：0 100 200 300 400 500M(米)

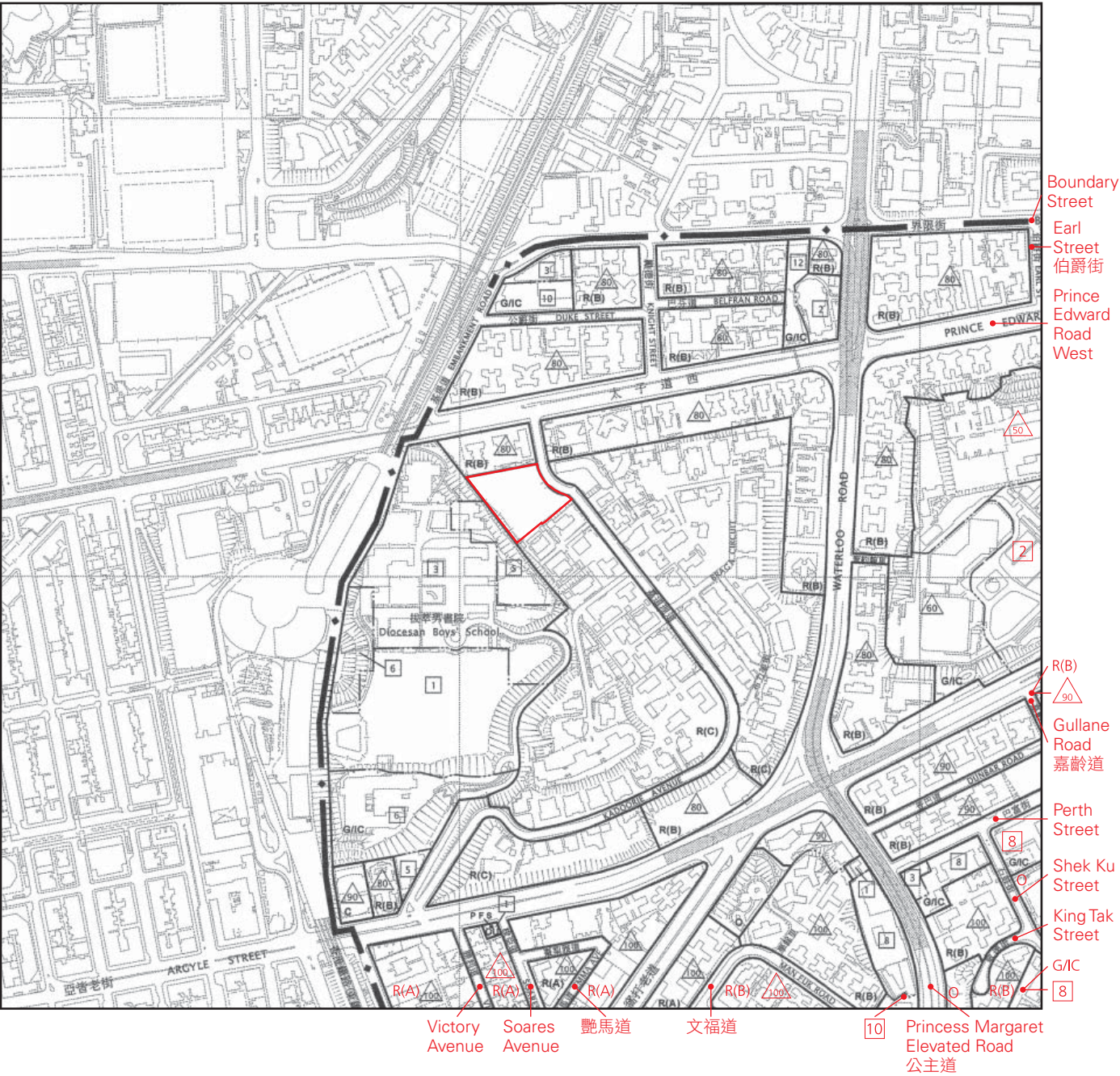


# OUTLINE ZONING PLAN ETC. RELATING TO THE DEVELOPMENT

## 關乎發展項目的分區計劃大綱圖等

Adopted from part of the approved Ho Man Tin Outline Zoning Plan No. S/K7/24, gazetted on 18 September 2015, with adjustments where necessary.

摘錄自2015年9月18日刊憲之何文田分區計劃大綱核准圖，圖則編號為S/K7/24，有需要處經修正處理。



NOTATION 圖例		
ZONES 地帶		
	Commercial	商業
	Residential (Group A)	住宅(甲類)
	Residential (Group B)	住宅(乙類)
	Residential (Group C)	住宅(丙類)
	Government, Institution or Community	政府、機構或社區
	Open Space	休憩用地
	Other Specified Uses	其他指定用途
COMMUNICATIONS 交通		
	Major Road and Junction	主要道路及路口
	Elevated Road	高架道路
MISCELLANEOUS 其他		
	Boundary of Planning Scheme	規劃範圍界線
	Building Height Control Zone Boundary	建築物高度管制區界線
	Maximum Building Height (In Metres Above Principal Datum)	最高建築物高度 (在主水平基準上若干米)
	Maximum Building Height (In Number of Storeys)	最高建築物高度 (樓層數目)
	P F S Petrol Filling Station	加油站

Location of the Development  
發展項目的位置

- Note:
1. The latest outline zoning plan and the attached schedule as at the date of printing of the sales brochure are available for free inspection at the sales office during opening hours.
  2. The Vendor advises prospective purchasers to conduct an on-site visit for a better understanding of the development site, its surrounding environment and the public facilities nearby.
  3. The outline zoning plan may show more than the area required under the Residential Properties (First-hand Sales) Ordinance due to technical reason that the boundary of the Development is irregular.
  4. The outline zoning plan, prepared by the Planning Department under the direction of the Town Planning Board, is reproduced with the permission of the Director of Lands. © The Government of the Hong Kong SAR.
- 備註：
1. 在印刷售樓說明書當日所適用的最近期分區計劃大綱圖及其附表，可於售樓處開放時間內免費查閱。
  2. 賣方建議準買家到該發展地盤作實地考察，以對該發展地盤、其周邊地區環境及附近的公共設施有較佳了解。
  3. 由於發展項目的邊界不規則的技術原因，此分區計劃大綱圖所顯示的範圍可能超過《一手住宅物業銷售條例》所規定的範圍。
  4. 此分區計劃大綱圖為規劃署遵照城市規劃委員會指示擬備，版權屬香港特別行政區政府，經地政總署准許複印。

Scale 比例：0 100 200 300 400 500M(米)


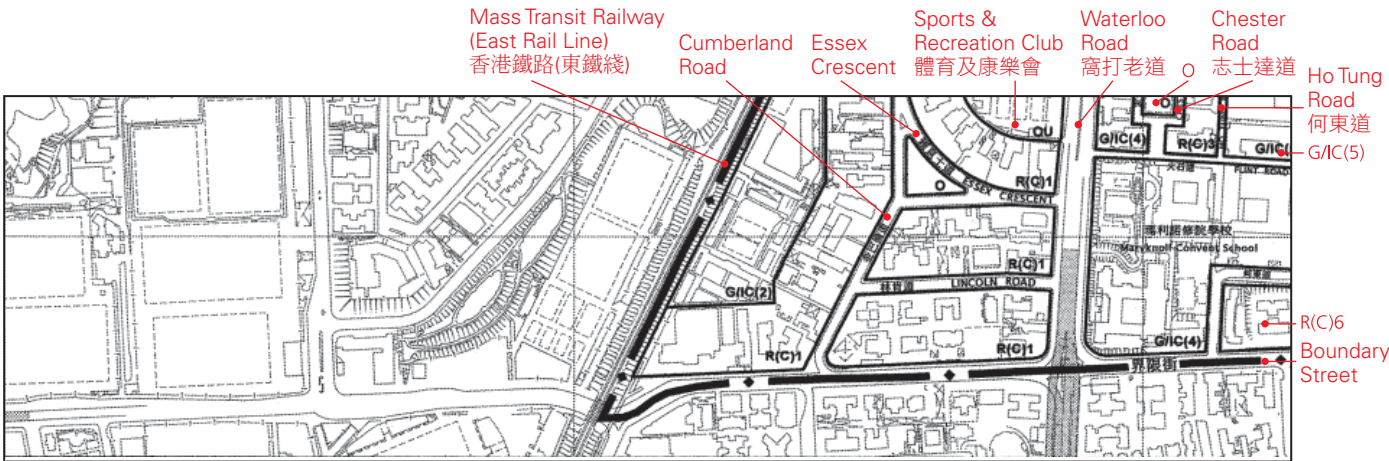


# OUTLINE ZONING PLAN ETC. RELATING TO THE DEVELOPMENT

## 關乎發展項目的分區計劃大綱圖等

Adopted from part of the draft Kowloon Tong Outline Zoning Plan No. S/K18/21, gazetted on 15 December 2017, with adjustments where necessary.

摘錄自2017年12月15日刊憲之九龍塘分區計劃大綱草圖，圖則編號為S/K18/21，有需要處經修正處理。



This blank area falls outside the coverage of the relevant outline zoning plan.  
本空白區域超出有關分區計劃大綱圖之覆蓋範圍。

Scale 比例：0 100 200 300 400 500M(米)

### NOTATION 圖例

#### ZONES 地帶

	Residential (Group C)	住宅(丙類)
	Government, Institution or Community	政府、機構或社區
	Open Space	休憩用地
	Other Specified Uses	其他指定用途

#### COMMUNICATIONS 交通

	Major Road and Junction	主要道路及路口
	Elevated Road	高架道路

#### MISCELLANEOUS 其他

	Boundary of Planning Scheme	規劃範圍界線
--	-----------------------------	--------

Location of the Development  
發展項目的位置

Note:

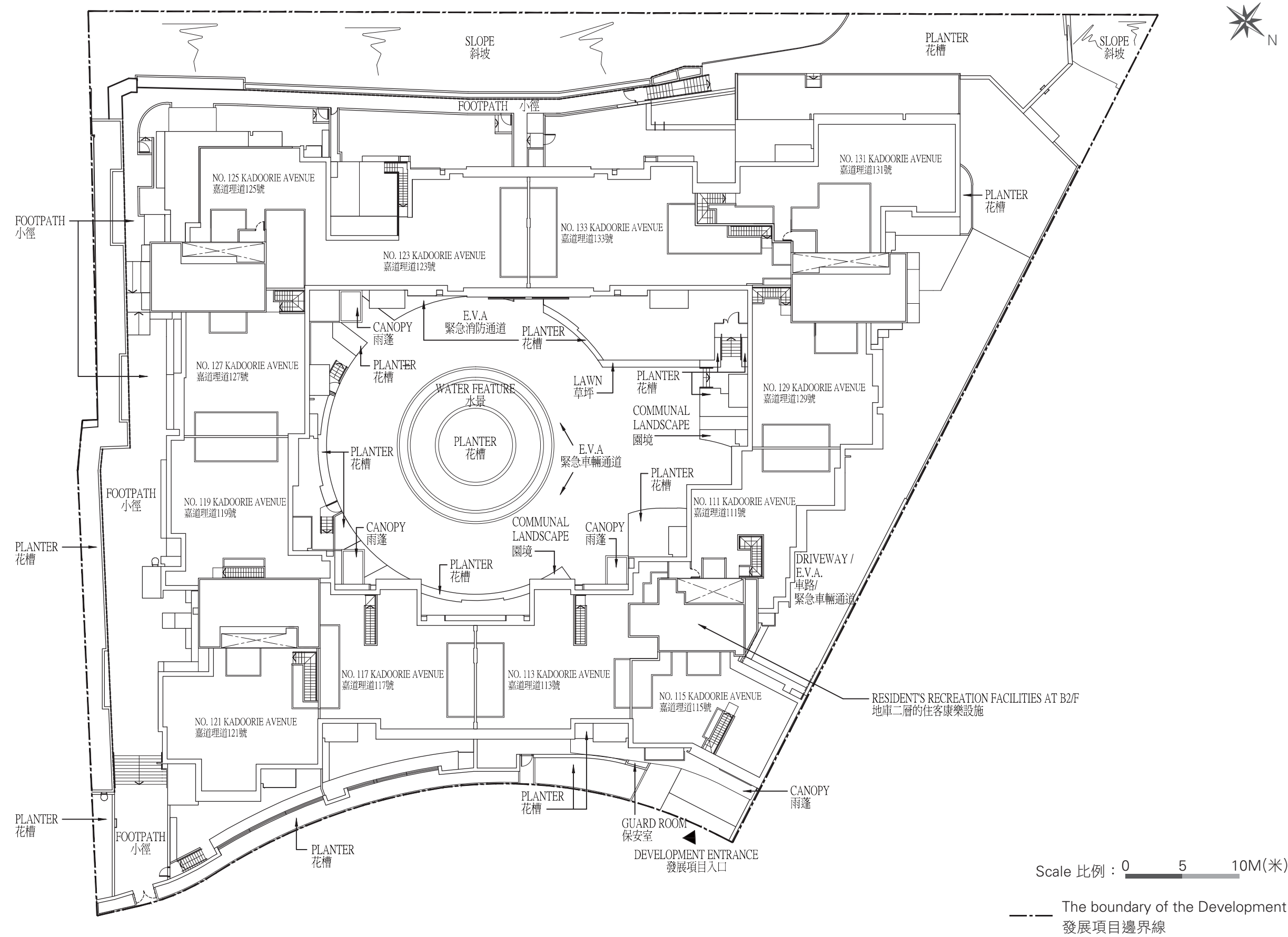
1. The latest outline zoning plan and the attached schedule as at the date of printing of the sales brochure are available for free inspection at the sales office during opening hours.
2. The Vendor advises prospective purchasers to conduct an on-site visit for a better understanding of the development site, its surrounding environment and the public facilities nearby.
3. The outline zoning plan may show more than the area required under the Residential Properties (First-hand Sales) Ordinance due to technical reason that the boundary of the Development is irregular.
4. The outline zoning plan, prepared by the Planning Department under the direction of the Town Planning Board, is reproduced with the permission of the Director of Lands. © The Government of the Hong Kong SAR.

備註：

1. 在印刷售樓說明書當日所適用的最近期分區計劃大綱圖及其附表，可於售樓處開放時間內免費查閱。
2. 賣方建議準買家到該發展地盤作實地考察，以對該發展地盤、其周邊地區環境及附近的公共設施有較佳了解。
3. 由於發展項目的邊界不規則的技術原因，此分區計劃大綱圖所顯示的範圍可能超過《一手住宅物業銷售條例》所規定的範圍。
4. 此分區計劃大綱圖為規劃署遵照城市規劃委員會指示擬備，版權屬香港特別行政區政府，經地政總署准許複印。

# LAYOUT PLAN OF THE DEVELOPMENT

## 發展項目的布局圖



# FLOOR PLANS OF RESIDENTIAL PROPERTIES IN THE DEVELOPMENT

## 發展項目的住宅物業的樓面平面圖

Legend of Terms and Abbreviations used on Floor Plans 樓面平面圖中所使用名詞及簡稱之圖例	
A/C PLATFORM = Air-conditioning Platform = 冷氣機平台	H/L = High Level = 高位
ACC. LIFT = Accessible Lift = 暢通易達升降機	H.R. = Hose Reel = 消防喉轆
ADJOINING UNIT = 毗鄰單位	KIT. = Kitchen = 廚房
A.F. = Architectural Feature = 建築裝飾	L/L = Low Level = 低位
B.W. = Bay Window = 窗台	LAV. = Lavatory = 洗手間
BAL. = Balcony = 露台	LIFT LOBBY = 升降機大堂
BAL. COVER = Balcony cover = 露台頂蓋	LIFT SHAFT = 升降機槽
BATH = Bathroom = 浴室	LIVING = Living Room = 客廳
BED RM. = Bedroom = 睡房	M. BATH = Master Bathroom = 主人房浴室
CAB. = Cabinet = 儲物櫃	M. BED RM. = Master Bedroom = 主人睡房
CAT LADDER = 爬梯	MANHOLE ACCESS = 檢查井蓋通口
CLO. = Closet = 衣帽間	METAL CANOPY = 金屬簷篷
COMMUNAL ACCESS ROUTE = 共用通道	METAL FRAME FOR A/C = 冷氣機金屬架
DINING = Dining Room = 飯廳	METAL GATE = 金屬閘
DOG HOUSE = 管道房	METAL GRILLE = 金屬欄柵
EAD = Exhaust Air Duct = 排氣管	METAL SUPPORT FRAME FOR A/C UNIT = 冷氣機金屬支架
EAD COVER AT 2/F ONLY = 只於2樓的排氣管頂蓋	OPEN STAIRCASE = 露天樓梯
ELECT. DUCT = Electrical Duct = 電線管道	P.D. = Pipe Duct = 管道
ELV. / ELV / ELV DUCT = Extra-low Voltage Duct = 低電壓管道	PLANTER = 花槽
FAMILY RM. = Family Room = 家庭廳	RC PLINTH / R.C. PLINTH = Reinforced Concrete Plinth = 混凝土底座
FLAT ROOF = 平台	R.S.& M.R. = Refuse Storage and Material Recovery Room = 垃圾及物料回收房
FOYER = 前廳	ROOF = 天台
GARDEN = 花園	SAD = Supply Air Duct = 鮮風管
GLASS CANOPY = 玻璃簷篷	S.V.O. = Smoke Vent Opening = 排煙口

Remarks applicable to the floor plans in this section:

1. Symbols of fittings and fitments shown on the floor plans, such as bathtubs, sinks, water closets, etc, are architectural symbols for general indication only and not indications of their actual sizes, designs and shapes.
2. There may be architectural features, metal grilles and/or exposed pipes on the external walls of some residential properties. For details, please refer to the latest approved building plans and/or approved drainage plans.
3. There may be common and/or private pipes and/or mechanical and electrical services located at/adjacent to the balcony and/or utility platform and/or flat roof and/or roof and/or garden and/or air-conditioning platform and/or external wall of some residential properties.
4. There may be ceiling bulkheads for the air-conditioning system and/or mechanical and electrical services in some of the residential properties.
5. There may be exposed pipes and/or ductings for air-conditioning system and/or mechanical and electrical services within store rooms of some of the residential properties.
6. The internal ceiling height of some of the residential properties may vary due to structural, architectural and/or decoration design variations of the properties above.
7. Balconies and utility platforms are non-enclosed areas.

適用於本節之樓面平面圖之備註：

1. 樓面平面圖上所顯示的形象裝置符號，如浴缸、洗滌盆、坐廁等只供一般示意用途，而非展示其實際大小、設計及形狀。
2. 部分住宅物業的外牆範圍設有建築裝飾、金屬欄柵及／或外露喉管，詳細資料請參考最新經批准的建築圖則及／或經批准的排水設施圖則。
3. 部分住宅物業的露台及／或工作平台及／或平台及／或天台及／或花園及／或冷氣機平台及／或外牆上／附近或設有公用及／或私人喉管及／或其他機電設備。
4. 部分住宅物業有用以裝置空調裝備及／或機電設備的假天花。
5. 部分住宅物業的儲物室內或設有裝置空調裝備及／或機電設備之外露喉管及／或管道。
6. 部分住宅物業之室內天花高度會因應上層單位之結構、建築設計及／或裝修設計上的需要而有差異。
7. 露台及工作平台為不可封閉的地方。



# FLOOR PLANS OF RESIDENTIAL PROPERTIES IN THE DEVELOPMENT

## 發展項目的住宅物業的樓面平面圖

### Legend of Terms and Abbreviations used on Floor Plans 樓面平面圖中所使用名詞及簡稱之圖例

S.V.O. BELOW FOR B2 = Smoke Vent Opening below for B2/F = 地庫二層排煙口

SINK = 洗滌盆

SER. LIFT = Service Lift = 載貨升降機

SER. LIFT LOBBY = Service Lift Lobby = 載貨升降機大堂

STORE = 儲物房

SWIMMING POOL = 游泳池

U.P. / UTILITY PLATFORM = Utility Platform = 工作平台

U.P. COVER = Utility Platform Cover = 工作平台頂蓋

VOID = 中空

WATER CABINET = Water Meter Cabinet = 水錶櫃

WATER METER CABINET = Water Meter Cabinet = 水錶櫃

WATER METER RM = Water Meter Room = 水錶房

Remarks applicable to the floor plans in this section:

1. Symbols of fittings and fitments shown on the floor plans, such as bathtubs, sinks, water closets, etc, are architectural symbols for general indication only and not indications of their actual sizes, designs and shapes.
2. There may be architectural features, metal grilles and/or exposed pipes on the external walls of some residential properties. For details, please refer to the latest approved building plans and/or approved drainage plans.
3. There may be common and/or private pipes and/or mechanical and electrical services located at/adjacent to the balcony and/or utility platform and/or flat roof and/or roof and/or garden and/or air-conditioning platform and/or external wall of some residential properties.
4. There may be ceiling bulkheads for the air-conditioning system and/or mechanical and electrical services in some of the residential properties.
5. There may be exposed pipes and/or ductings for air-conditioning system and/or mechanical and electrical services within store rooms of some of the residential properties.
6. The internal ceiling height of some of the residential properties may vary due to structural, architectural and/or decoration design variations of the properties above.
7. Balconies and utility platforms are non-enclosed areas.

適用於本節之樓面平面圖之備註：

- 樓面平面圖上所顯示的形象裝置符號，如浴缸、洗滌盆、坐廁等只供一般示意用途，而非展示其實際大小、設計及形狀。
- 部分住宅物業的外牆範圍設有建築裝飾、金屬欄柵及／或外露喉管，詳細資料請參考最新經批准的建築圖則及／或經批准的排水設施圖則。
- 部分住宅物業的露台及／或工作平台及／或平台及／或天台及／或花園及／或冷氣機平台及／或外牆上／附近或設有公用及／或私人喉管及／或其他機電設備。
- 部分住宅物業有用以裝置空調裝備及／或機電設備的假天花。
- 部分住宅物業的儲物室內或設有裝置空調裝備及／或機電設備之外露喉管及／或管道。
- 部分住宅物業之室內天花高度會因應上層單位之結構、建築設計及／或裝修設計上的需要而有差異。
- 露台及工作平台為不可封閉的地方。

# FLOOR PLANS OF RESIDENTIAL PROPERTIES IN THE DEVELOPMENT

## 發展項目的住宅物業的樓面平面圖

NO. 111, NO. 113 & NO. 115 KADOORIE AVENUE

嘉道理道 111 號、113 號及 115 號



1/F FLOOR PLAN

1 樓平面圖

Note:

As-built part plan of 1/F of No. 113 Kadoorie Avenue

The alteration works done to 1/F of No. 113 Kadoorie Avenue are shown on the relevant as-built part plan on this page. The alteration works have been done either by way of exempted works or minor works under the Buildings Ordinance:

a) Sliding door has been added in living room.

As-built part plan of 1/F of No. 115 Kadoorie Avenue

The alteration works done to 1/F of No. 115 Kadoorie Avenue are shown on the relevant as-built part plan on this page. The alteration works have been done either by way of exempted works or minor works under the Buildings Ordinance:

a) Sliding door has been added at closet in Bedroom 2.

備註：

嘉道理道 113 號 1 樓實際建造部分平面圖

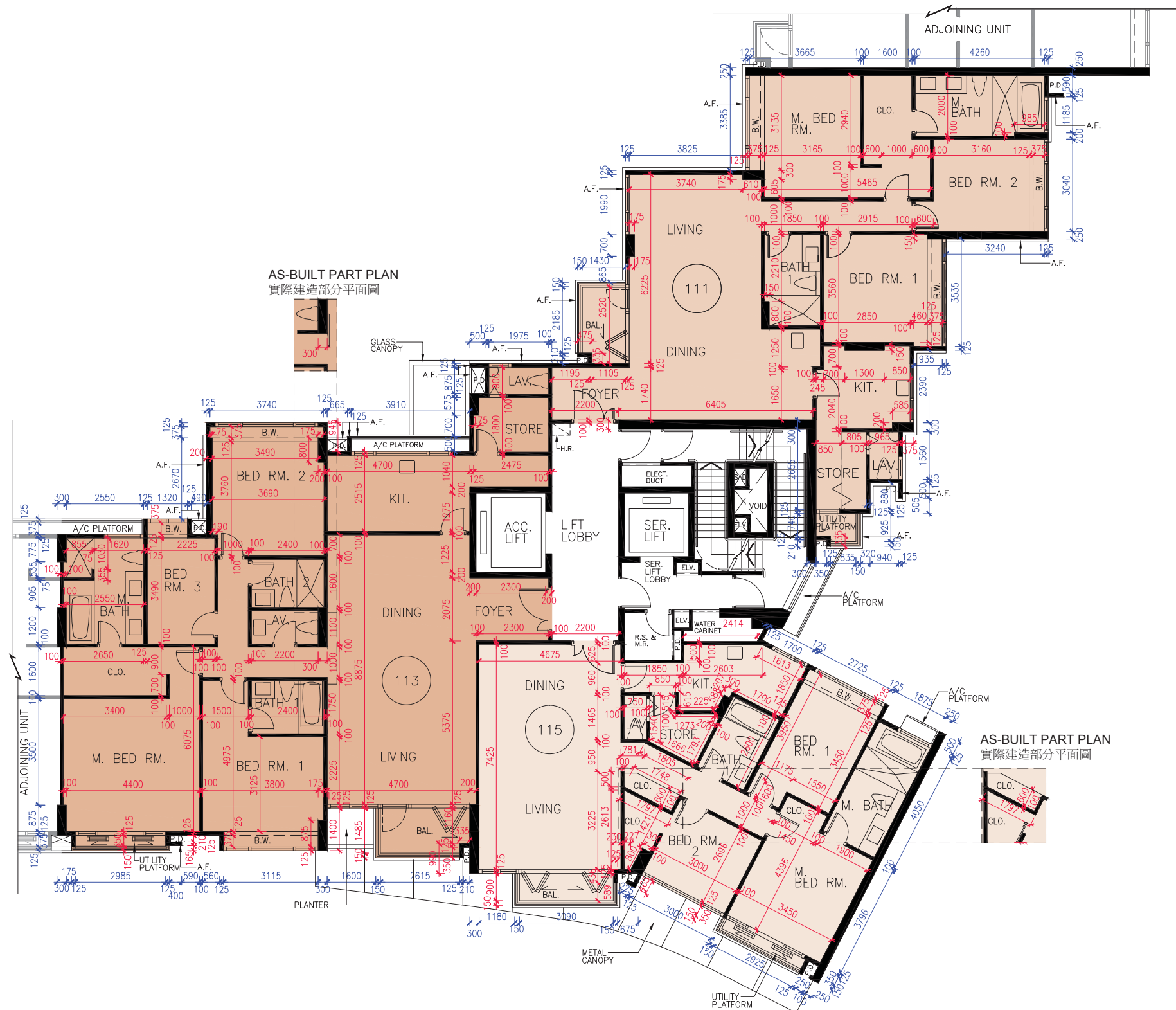
嘉道理道 113 號 1 樓的改動工程顯示於本頁相關的實際建造部分平面圖。改動工程均為建築物條例下的獲豁免的工程或小型工程：

a) 客廳加設趟門。

嘉道理道 115 號 1 樓實際建造部分平面圖

嘉道理道 115 號 1 樓的改動工程顯示於本頁相關的實際建造部分平面圖。改動工程均為建築物條例下的獲豁免的工程或小型工程：

a) 睡房 2 衣帽間加設趟門。



Scale 比例：0 2 4M(米)

# FLOOR PLANS OF RESIDENTIAL PROPERTIES IN THE DEVELOPMENT

## 發展項目的住宅物業的樓面平面圖

The internal areas of the residential properties on the upper floors will generally be slightly larger than those on the lower floors because of the reducing thickness of the structural walls on the upper floors.

Note:

- 1. The dimensions of the floor plans are all structural dimensions in millimeter.
- 2. Please refer to page 22 and 23 of this sales brochure for legend of the terms and abbreviations shown on the floor plan above and the explanatory notes that are applicable thereto.

因住宅物業的較高樓層的結構牆的厚度遞減，較高樓層的內部面積，一般比較低樓層的內部面積稍大。

備註：

- 1. 樓面平面圖之尺規所列數字為以毫米標示之建築結構尺寸。
- 2. 以上平面圖中顯示之名詞、簡稱及其適用的附註，請參閱本售樓說明書第22及23頁。

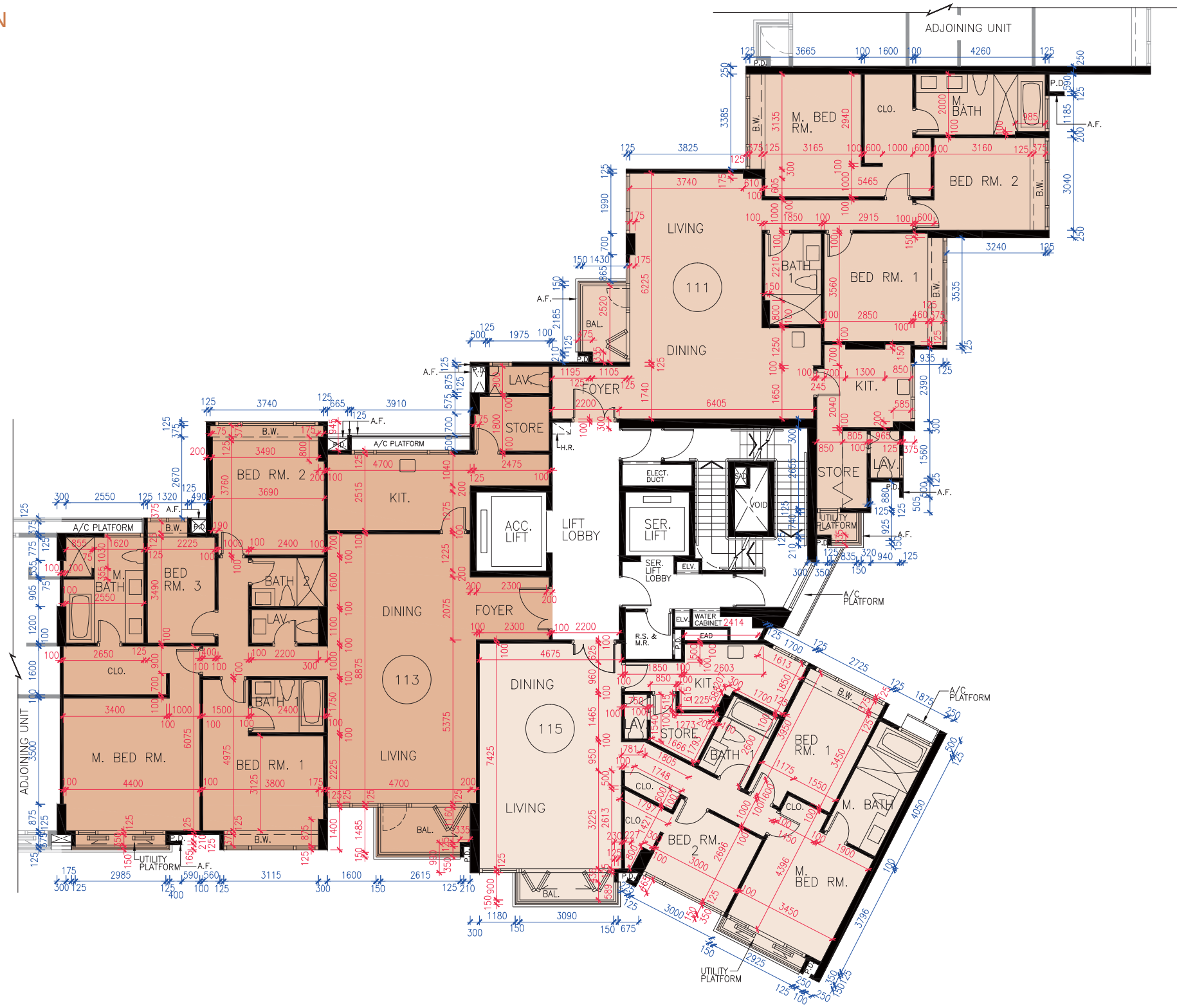
Unit 單位	No. 111 Kadoorie Avenue 嘉道理道111號	No. 113 Kadoorie Avenue 嘉道理道113號	No. 115 Kadoorie Avenue 嘉道理道115號
Floor 樓層	1/F 1樓		
The thickness of the floor slabs (excluding plaster) of each residential property (mm) 每個住宅物業的樓板(不包括灰泥)厚度(毫米)	150	150, 175	150
The floor-to-floor height of each residential property (mm) 每個住宅物業的層與層之間的高度(毫米)	2650, 2700, 2750, 2800, 3050, 3150, 3400	2700, 2750, 3150	2700, 2750, 2800, 2950, 3000, 3050, 3150, 3400

# FLOOR PLANS OF RESIDENTIAL PROPERTIES IN THE DEVELOPMENT

## 發展項目的住宅物業的樓面平面圖

NO. 111, NO. 113 & NO. 115 KADOORIE AVENUE  
嘉道理道 111 號、113 號及 115 號

2/F – 3/F & 5/F – 6/F FLOOR PLAN  
2 樓至 3 樓及 5 樓至 6 樓平面圖



Scale 比例 : 0 2 4M(米)



# FLOOR PLANS OF RESIDENTIAL PROPERTIES IN THE DEVELOPMENT

## 發展項目的住宅物業的樓面平面圖

The internal areas of the residential properties on the upper floors will generally be slightly larger than those on the lower floors because of the reducing thickness of the structural walls on the upper floors.

Note:

- 1. The dimensions of the floor plans are all structural dimensions in millimeter.
- 2. Please refer to page 22 and 23 of this sales brochure for legend of the terms and abbreviations shown on the floor plan above and the explanatory notes that are applicable thereto.

因住宅物業的較高樓層的結構牆的厚度遞減，較高樓層的內部面積，一般比較低樓層的內部面積稍大。

備註：

- 1. 樓面平面圖之尺規所列數字為以毫米標示之建築結構尺寸。
- 2. 以上平面圖中顯示之名詞、簡稱及其適用的附註，請參閱本售樓說明書第22及23頁。

Unit 單位	No. 111 Kadoorie Avenue 嘉道理道111號		No. 113 Kadoorie Avenue 嘉道理道113號		No. 115 Kadoorie Avenue 嘉道理道115號	
Floor 樓層	2/F – 3/F & 5/F 2樓至3樓及5樓	6/F 6樓	2/F – 3/F & 5/F 2樓至3樓及5樓	6/F 6樓	2/F – 3/F & 5/F 2樓至3樓及5樓	6/F 6樓
The thickness of the floor slabs (excluding plaster) of each residential property (mm) 每個住宅物業的樓板(不包括灰泥)厚度(毫米)	150	150	150, 175	150, 175	150	150, 200
The floor-to-floor height of each residential property (mm) 每個住宅物業的層與層之間的高度(毫米)	3150	2800, 3100, 3150, 3500	3150	3150	3150	2800, 3100, 3150

# FLOOR PLANS OF RESIDENTIAL PROPERTIES IN THE DEVELOPMENT

## 發展項目的住宅物業的樓面平面圖

NO. 111, NO. 113 & NO. 115 KADOORIE AVENUE  
嘉道理道 111 號、113 號及 115 號

7/F FLOOR PLAN  
7 樓平面圖



Scale 比例 : 0 2 4M(米)

# FLOOR PLANS OF RESIDENTIAL PROPERTIES IN THE DEVELOPMENT

## 發展項目的住宅物業的樓面平面圖

The internal areas of the residential properties on the upper floors will generally be slightly larger than those on the lower floors because of the reducing thickness of the structural walls on the upper floors.

Note:

- 1. The dimensions of the floor plans are all structural dimensions in millimeter.
- 2. Please refer to page 22 and 23 of this sales brochure for legend of the terms and abbreviations shown on the floor plan above and the explanatory notes that are applicable thereto.

因住宅物業的較高樓層的結構牆的厚度遞減，較高樓層的內部面積，一般比較低樓層的內部面積稍大。

備註：

- 1. 樓面平面圖之尺規所列數字為以毫米標示之建築結構尺寸。
- 2. 以上平面圖中顯示之名詞、簡稱及其適用的附註，請參閱本售樓說明書第22及23頁。

Unit 單位	No. 111 Kadoorie Avenue 嘉道理道111號	No. 113 Kadoorie Avenue 嘉道理道113號	No. 115 Kadoorie Avenue 嘉道理道115號
Floor 樓層	7/F 7樓		
The thickness of the floor slabs (excluding plaster) of each residential property (mm) 每個住宅物業的樓板(不包括灰泥)厚度(毫米)	150	150, 175	150
The floor-to-floor height of each residential property (mm) 每個住宅物業的層與層之間的高度(毫米)	3150, 3500, 3550, 3600, 3650	3150, 3500, 3550, 3600	3150, 3500, 3550, 3600





# FLOOR PLANS OF RESIDENTIAL PROPERTIES IN THE DEVELOPMENT

## 發展項目的住宅物業的樓面平面圖

The internal areas of the residential properties on the upper floors will generally be slightly larger than those on the lower floors because of the reducing thickness of the structural walls on the upper floors.

Note:

- 1. The dimensions of the floor plans are all structural dimensions in millimeter.
- 2. Please refer to page 22 and 23 of this sales brochure for legend of the terms and abbreviations shown on the floor plan above and the explanatory notes that are applicable thereto.

因住宅物業的較高樓層的結構牆的厚度遞減，較高樓層的內部面積，一般比較低樓層的內部面積稍大。

備註：

- 1. 樓面平面圖之尺規所列數字為以毫米標示之建築結構尺寸。
- 2. 以上平面圖中顯示之名詞、簡稱及其適用的附註，請參閱本售樓說明書第 22 及 23 頁。

Unit 單位	No. 111 Kadoorie Avenue 嘉道理道 111 號	No. 113 Kadoorie Avenue 嘉道理道 113 號	No. 115 Kadoorie Avenue 嘉道理道 115 號
Floor 樓層	Roof 天台		
The thickness of the floor slabs (excluding plaster) of each residential property (mm) 每個住宅物業的樓板 (不包括灰泥) 厚度 (毫米)	Not Applicable 不適用	Not Applicable 不適用	Not Applicable 不適用
The floor-to-floor height of each residential property (mm) 每個住宅物業的層與層之間的高度 (毫米)	Not Applicable 不適用	Not Applicable 不適用	Not Applicable 不適用



# FLOOR PLANS OF RESIDENTIAL PROPERTIES IN THE DEVELOPMENT

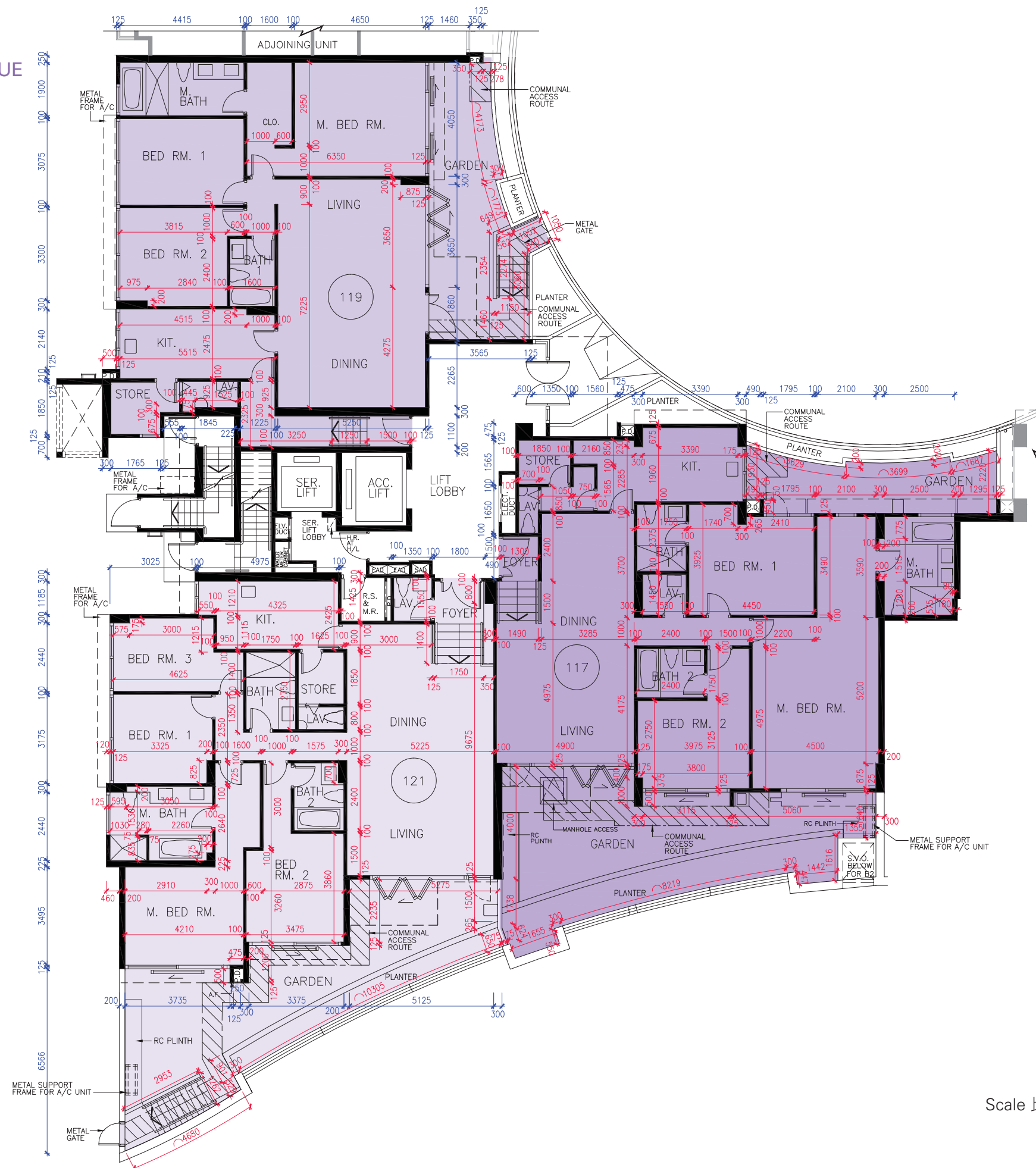
## 發展項目的住宅物業的樓面平面圖

NO. 117, NO. 119 & NO. 121 KADOORIE AVENUE

嘉道理道 117 號、119 號及 121 號

G/F FLOOR PLAN

地下平面圖



Scale 比例 : 0 2 4M(米)

# FLOOR PLANS OF RESIDENTIAL PROPERTIES IN THE DEVELOPMENT

## 發展項目的住宅物業的樓面平面圖

The internal areas of the residential properties on the upper floors will generally be slightly larger than those on the lower floors because of the reducing thickness of the structural walls on the upper floors.

Note:

- 1. The dimensions of the floor plans are all structural dimensions in millimeter.
- 2. Please refer to page 22 and 23 of this sales brochure for legend of the terms and abbreviations shown on the floor plan above and the explanatory notes that are applicable thereto.

因住宅物業的較高樓層的結構牆的厚度遞減，較高樓層的內部面積，一般比較低樓層的內部面積稍大。

備註：

- 1. 樓面平面圖之尺規所列數字為以毫米標示之建築結構尺寸。
- 2. 以上平面圖中顯示之名詞、簡稱及其適用的附註，請參閱本售樓說明書第22及23頁。

Unit 單位	No. 117 Kadoorie Avenue 嘉道理道117號	No. 119 Kadoorie Avenue 嘉道理道119號	No. 121 Kadoorie Avenue 嘉道理道121號
Floor 樓層	G/F 地下		
The thickness of the floor slabs (excluding plaster) of each residential property (mm) 每個住宅物業的樓板(不包括灰泥)厚度(毫米)	150, 175	150	150, 175
The floor-to-floor height of each residential property (mm) 每個住宅物業的層與層之間的高度(毫米)	3050, 3100, 3150, 3200, 3250, 3500, 3600, 4460	3000, 3050, 3100, 3200, 3300, 3500, 3600, 4460	3050, 3100, 3150, 3200, 3500, 3600, 4210, 4460



# FLOOR PLANS OF RESIDENTIAL PROPERTIES IN THE DEVELOPMENT

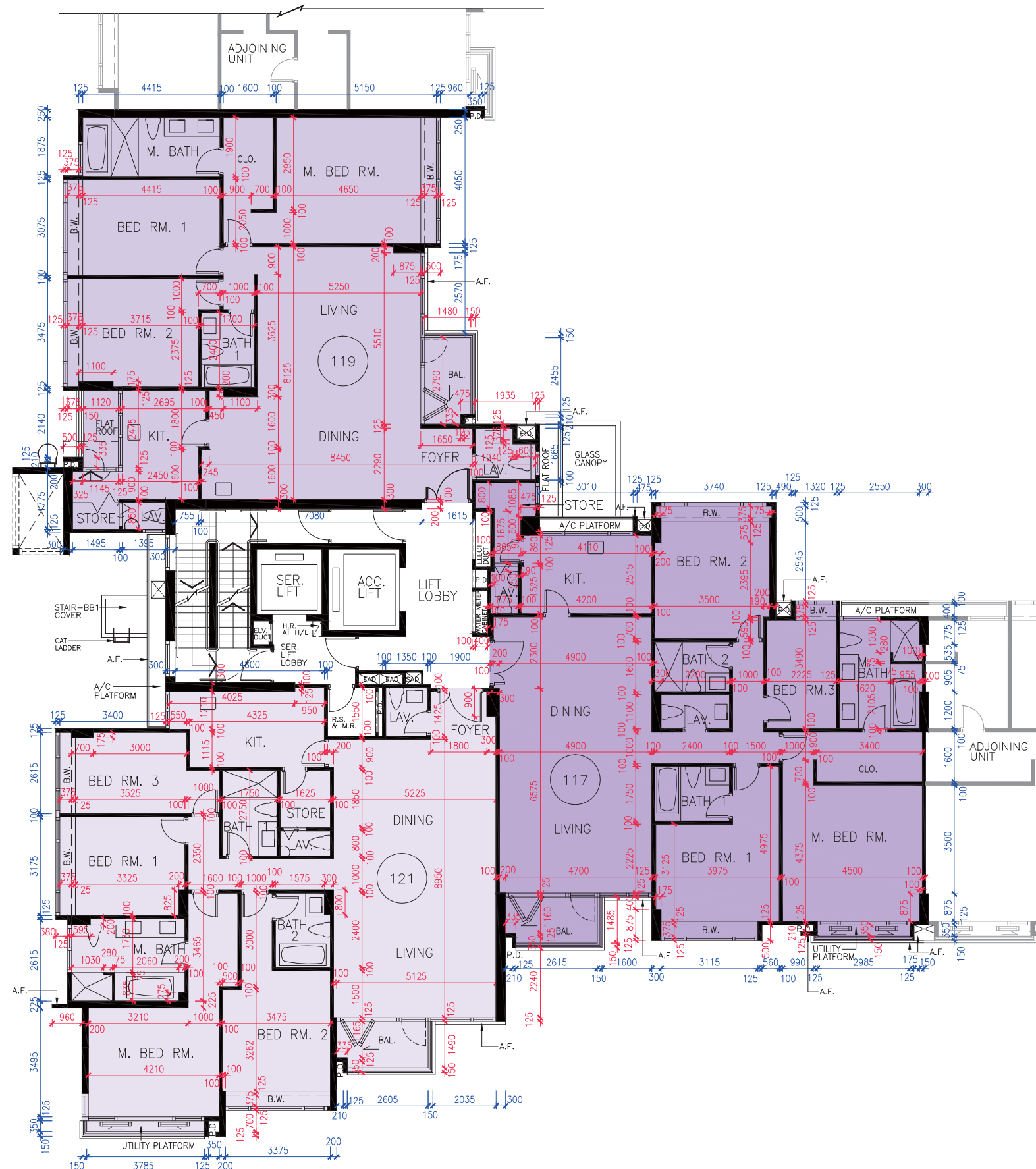
## 發展項目的住宅物業的樓面平面圖

NO. 117, NO. 119 & NO. 121 KADOORIE AVENUE

嘉道理道 117 號、119 號及 121 號

1/F FLOOR PLAN

1 樓平面圖



Scale 比例 : 0 2 4M(米)

# FLOOR PLANS OF RESIDENTIAL PROPERTIES IN THE DEVELOPMENT

## 發展項目的住宅物業的樓面平面圖

The internal areas of the residential properties on the upper floors will generally be slightly larger than those on the lower floors because of the reducing thickness of the structural walls on the upper floors.

Note:

- 1. The dimensions of the floor plans are all structural dimensions in millimeter.
- 2. Please refer to page 22 and 23 of this sales brochure for legend of the terms and abbreviations shown on the floor plan above and the explanatory notes that are applicable thereto.

因住宅物業的較高樓層的結構牆的厚度遞減，較高樓層的內部面積，一般比較低樓層的內部面積稍大。

備註：

- 1. 樓面平面圖之尺規所列數字為以毫米標示之建築結構尺寸。
- 2. 以上平面圖中顯示之名詞、簡稱及其適用的附註，請參閱本售樓說明書第 22 及 23 頁。

Unit 單位	No. 117 Kadoorie Avenue 嘉道理道 117 號	No. 119 Kadoorie Avenue 嘉道理道 119 號	No. 121 Kadoorie Avenue 嘉道理道 121 號
Floor 樓層	1/F 1 樓		
The thickness of the floor slabs (excluding plaster) of each residential property (mm) 每個住宅物業的樓板 (不包括灰泥) 厚度 (毫米)	150, 175	150, 200, 250	150, 175
The floor-to-floor height of each residential property (mm) 每個住宅物業的層與層之間的高度 (毫米)	3150, 3400	3150, 3450	3150





# FLOOR PLANS OF RESIDENTIAL PROPERTIES IN THE DEVELOPMENT

## 發展項目的住宅物業的樓面平面圖

The internal areas of the residential properties on the upper floors will generally be slightly larger than those on the lower floors because of the reducing thickness of the structural walls on the upper floors.

Note:

- 1. The dimensions of the floor plans are all structural dimensions in millimeter.
- 2. Please refer to page 22 and 23 of this sales brochure for legend of the terms and abbreviations shown on the floor plan above and the explanatory notes that are applicable thereto.

因住宅物業的較高樓層的結構牆的厚度遞減，較高樓層的內部面積，一般比較低樓層的內部面積稍大。

備註：

- 1. 樓面平面圖之尺規所列數字為以毫米標示之建築結構尺寸。
- 2. 以上平面圖中顯示之名詞、簡稱及其適用的附註，請參閱本售樓說明書第 22 及 23 頁。

Unit 單位	No. 117 Kadoorie Avenue 嘉道理道 117 號	No. 119 Kadoorie Avenue 嘉道理道 119 號	No. 121 Kadoorie Avenue 嘉道理道 121 號
Floor 樓層	2/F – 3/F 2 樓至 3 樓		
The thickness of the floor slabs (excluding plaster) of each residential property (mm) 每個住宅物業的樓板 (不包括灰泥) 厚度 (毫米)	150, 175	150, 200, 250	150, 175
The floor-to-floor height of each residential property (mm) 每個住宅物業的層與層之間的高度 (毫米)	3150	3150	3150

# FLOOR PLANS OF RESIDENTIAL PROPERTIES IN THE DEVELOPMENT

## 發展項目的住宅物業的樓面平面圖

NO. 117, NO. 119 & NO. 121 KADOORIE AVENUE  
嘉道理道 117 號、119 號及 121 號

5/F FLOOR PLAN  
5 樓平面圖



Note:

As-built part plan of 5/F of No. 121 Kadoorie Avenue  
The alteration works done to 5/F of No. 121 Kadoorie Avenue are shown on the relevant as-built part plan on this page. The alteration works have been done either by way of exempted works or minor works under the Buildings Ordinance:

- The door and partition wall of shower cubicle in Master Bathroom have been amended.
- Partition wall between Master Bathroom and Bedroom 3 has been amended.
- Layout of sanitary fittings in Master Bathroom has been amended.

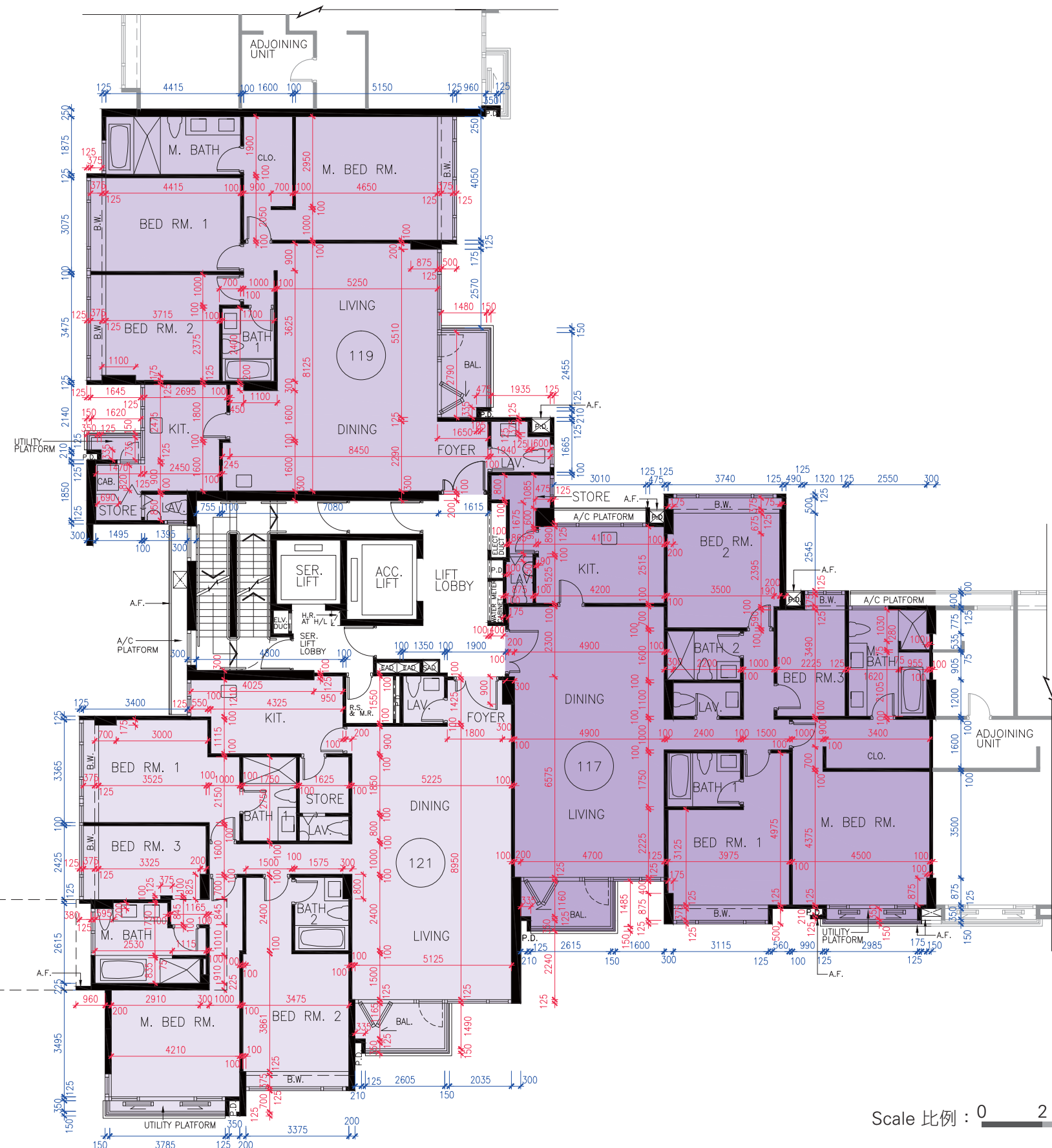
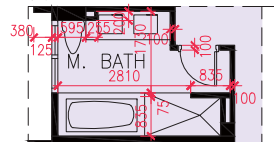
備註：

嘉道理道 121 號 5 樓實際建造部分平面圖

嘉道理道 121 號 5 樓的改動工程顯示於本頁相關的實際建造部分平面圖。改動工程均為建築物條例下的獲豁免的工程或小型工程：

- 主人浴室淋浴間的門及間隔牆改動。
- 主人浴室及睡房 3 之間的間隔牆改動。
- 主人浴室內衛浴潔具布局改動。

AS-BUILT PART PLAN  
實際建造部分平面圖



Scale 比例：0 2 4M(米)

# FLOOR PLANS OF RESIDENTIAL PROPERTIES IN THE DEVELOPMENT

## 發展項目的住宅物業的樓面平面圖

The internal areas of the residential properties on the upper floors will generally be slightly larger than those on the lower floors because of the reducing thickness of the structural walls on the upper floors.

Note:

- 1. The dimensions of the floor plans are all structural dimensions in millimeter.
- 2. Please refer to page 22 and 23 of this sales brochure for legend of the terms and abbreviations shown on the floor plan above and the explanatory notes that are applicable thereto.

因住宅物業的較高樓層的結構牆的厚度遞減，較高樓層的內部面積，一般比較低樓層的內部面積稍大。

備註：

- 1. 樓面平面圖之尺規所列數字為以毫米標示之建築結構尺寸。
- 2. 以上平面圖中顯示之名詞、簡稱及其適用的附註，請參閱本售樓說明書第 22 及 23 頁。

Unit 單位	No. 117 Kadoorie Avenue 嘉道理道 117 號	No. 119 Kadoorie Avenue 嘉道理道 119 號	No. 121 Kadoorie Avenue 嘉道理道 121 號
Floor 樓層	5/F 5 樓		
The thickness of the floor slabs (excluding plaster) of each residential property (mm) 每個住宅物業的樓板 (不包括灰泥) 厚度 (毫米)	150, 175	150, 200, 250	150, 200
The floor-to-floor height of each residential property (mm) 每個住宅物業的層與層之間的高度 (毫米)	3150	3150	2700, 2950, 3150, 3400, 3550, 3600

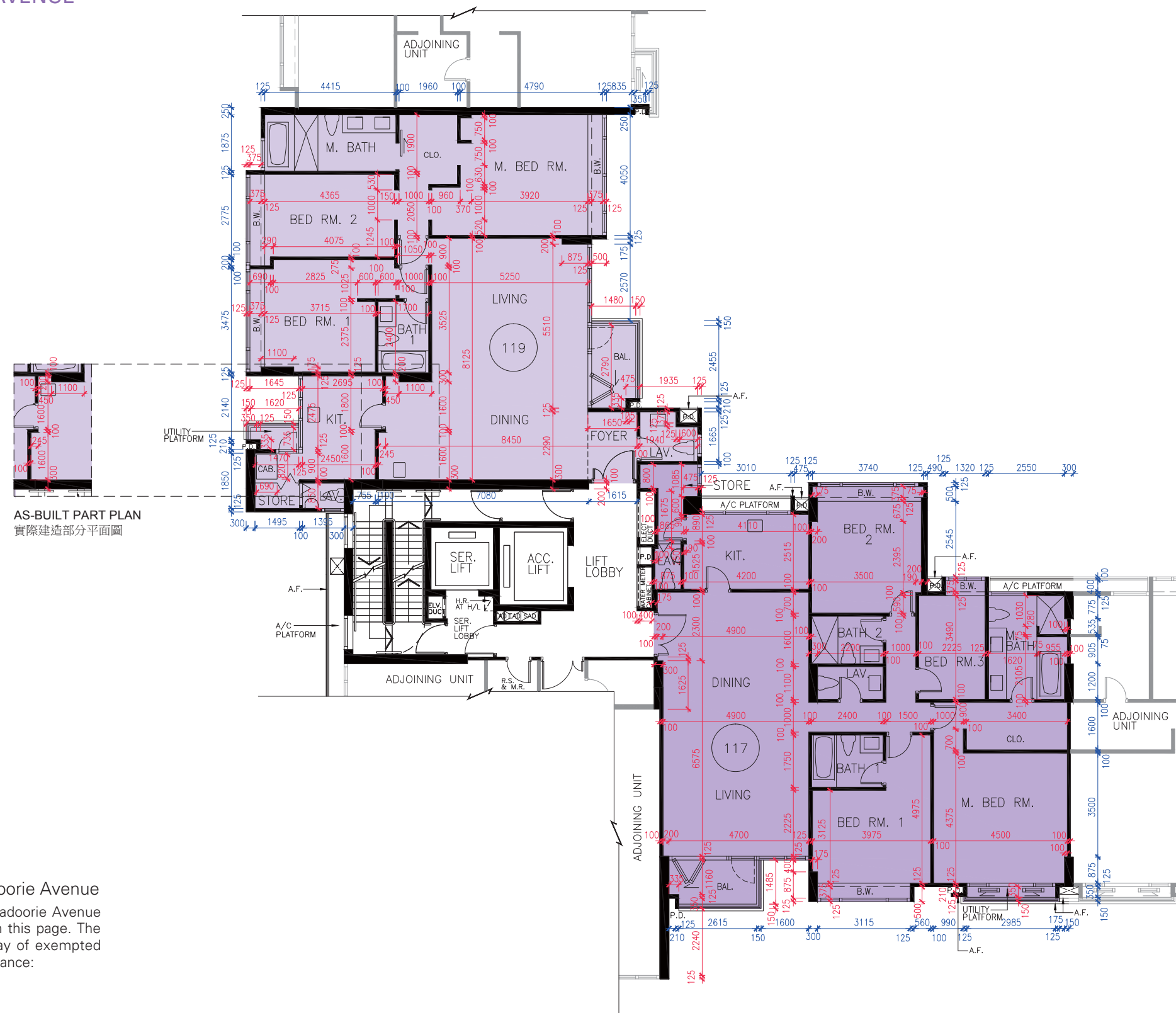


# FLOOR PLANS OF RESIDENTIAL PROPERTIES IN THE DEVELOPMENT

## 發展項目的住宅物業的樓面平面圖

NO. 117 & NO. 119 KADOORIE AVENUE  
嘉道理道 117 號及 119 號

6/F FLOOR PLAN  
6 樓平面圖



Note:

As-built part plan of 6/F of No. 119 Kadoorie Avenue

The alteration works done to 6/F of No. 119 Kadoorie Avenue are shown on the relevant as-built part plan on this page. The alteration works have been done either by way of exempted works or minor works under the Buildings Ordinance:

a) The sink in dining room has been relocated.

備註：

嘉道理道 119 號 6 樓實際建造部分平面圖

嘉道理道 119 號 6 樓的改動工程顯示於本頁相關的實際建造部分平面圖。改動工程均為建築物條例下的獲豁免的工程或小型工程：

a) 飯廳內的洗滌盤位置改動。

Scale 比例：0 2 4M(米)

# FLOOR PLANS OF RESIDENTIAL PROPERTIES IN THE DEVELOPMENT

## 發展項目的住宅物業的樓面平面圖

The internal areas of the residential properties on the upper floors will generally be slightly larger than those on the lower floors because of the reducing thickness of the structural walls on the upper floors.

Note:

- 1. The dimensions of the floor plans are all structural dimensions in millimeter.
- 2. Please refer to page 22 and 23 of this sales brochure for legend of the terms and abbreviations shown on the floor plan above and the explanatory notes that are applicable thereto.

因住宅物業的較高樓層的結構牆的厚度遞減，較高樓層的內部面積，一般比較低樓層的內部面積稍大。

備註：

- 1. 樓面平面圖之尺規所列數字為以毫米標示之建築結構尺寸。
- 2. 以上平面圖中顯示之名詞、簡稱及其適用的附註，請參閱本售樓說明書第 22 及 23 頁。

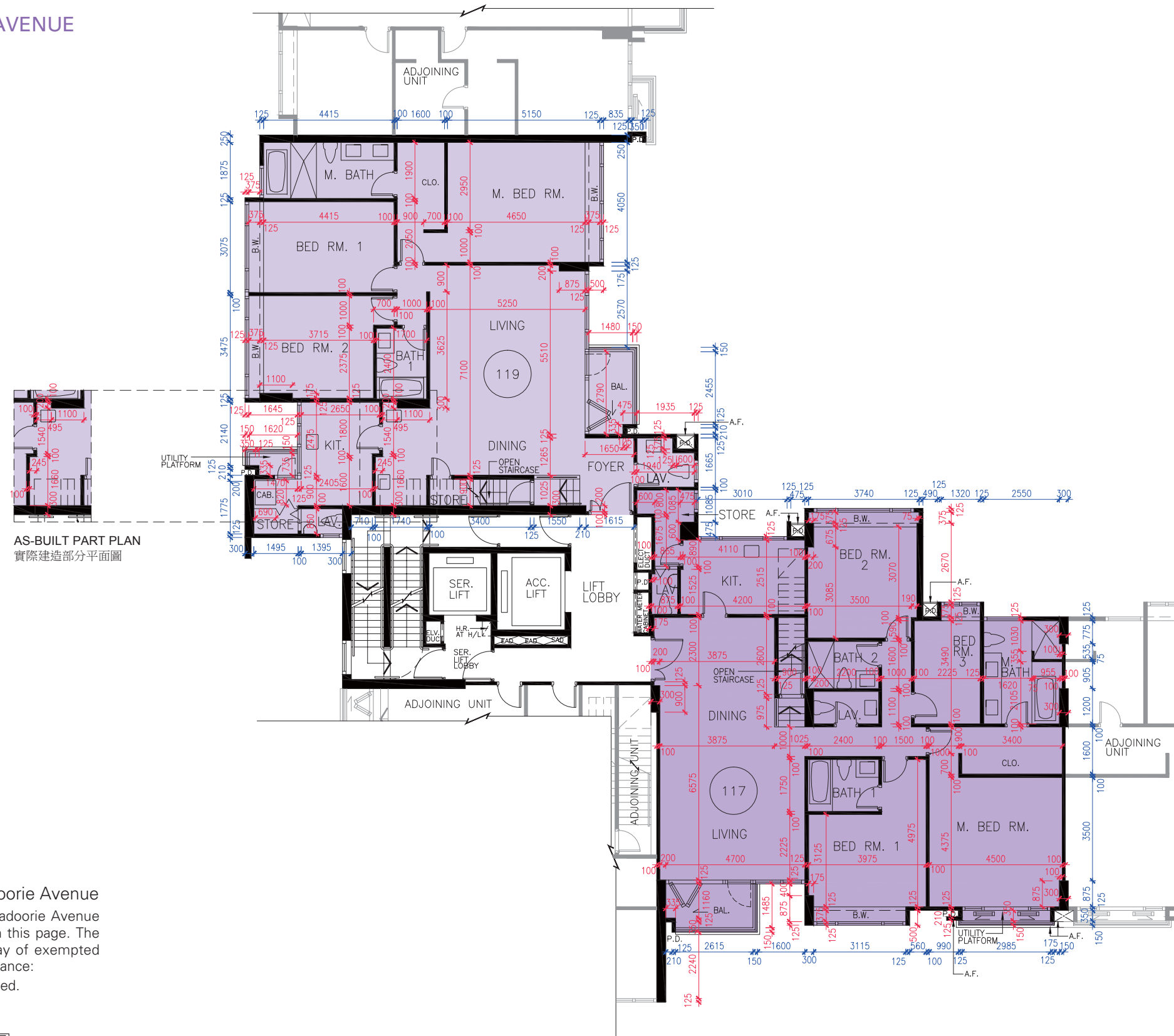
Unit 單位	No. 117 Kadoorie Avenue 嘉道理道 117 號	No. 119 Kadoorie Avenue 嘉道理道 119 號
Floor 樓層	6/F 6 樓	
The thickness of the floor slabs (excluding plaster) of each residential property (mm) 每個住宅物業的樓板 (不包括灰泥) 厚度 (毫米)	150, 175	150, 200, 250
The floor-to-floor height of each residential property (mm) 每個住宅物業的層與層之間的高度 (毫米)	2900, 3150	3150

# FLOOR PLANS OF RESIDENTIAL PROPERTIES IN THE DEVELOPMENT

## 發展項目的住宅物業的樓面平面圖

NO. 117 & NO. 119 KADOORIE AVENUE  
嘉道理道 117 號及 119 號

7/F FLOOR PLAN  
7 樓平面圖



### Note:

As-built part plan of 7/F of No. 119 Kadoorie Avenue

The alteration works done to 7/F of No. 119 Kadoorie Avenue are shown on the relevant as-built part plan on this page. The alteration works have been done either by way of exempted works or minor works under the Buildings Ordinance:

a) One no. of sink in dining room has been omitted.

### 備註：

嘉道理道 119 號 7 樓實際建造部分平面圖

嘉道理道 119 號 7 樓的改動工程顯示於本頁相關的實際建造部分平面圖。改動工程均為建築物條例下的獲豁免的工程或小型工程：

a) 移除飯廳內的一個洗滌盆。

Scale 比例：0 2 4M(米)



# FLOOR PLANS OF RESIDENTIAL PROPERTIES IN THE DEVELOPMENT

## 發展項目的住宅物業的樓面平面圖

The internal areas of the residential properties on the upper floors will generally be slightly larger than those on the lower floors because of the reducing thickness of the structural walls on the upper floors.

Note:

- 1. The dimensions of the floor plans are all structural dimensions in millimeter.
- 2. Please refer to page 22 and 23 of this sales brochure for legend of the terms and abbreviations shown on the floor plan above and the explanatory notes that are applicable thereto.

因住宅物業的較高樓層的結構牆的厚度遞減，較高樓層的內部面積，一般比較低樓層的內部面積稍大。

備註：

- 1. 樓面平面圖之尺規所列數字為以毫米標示之建築結構尺寸。
- 2. 以上平面圖中顯示之名詞、簡稱及其適用的附註，請參閱本售樓說明書第 22 及 23 頁。

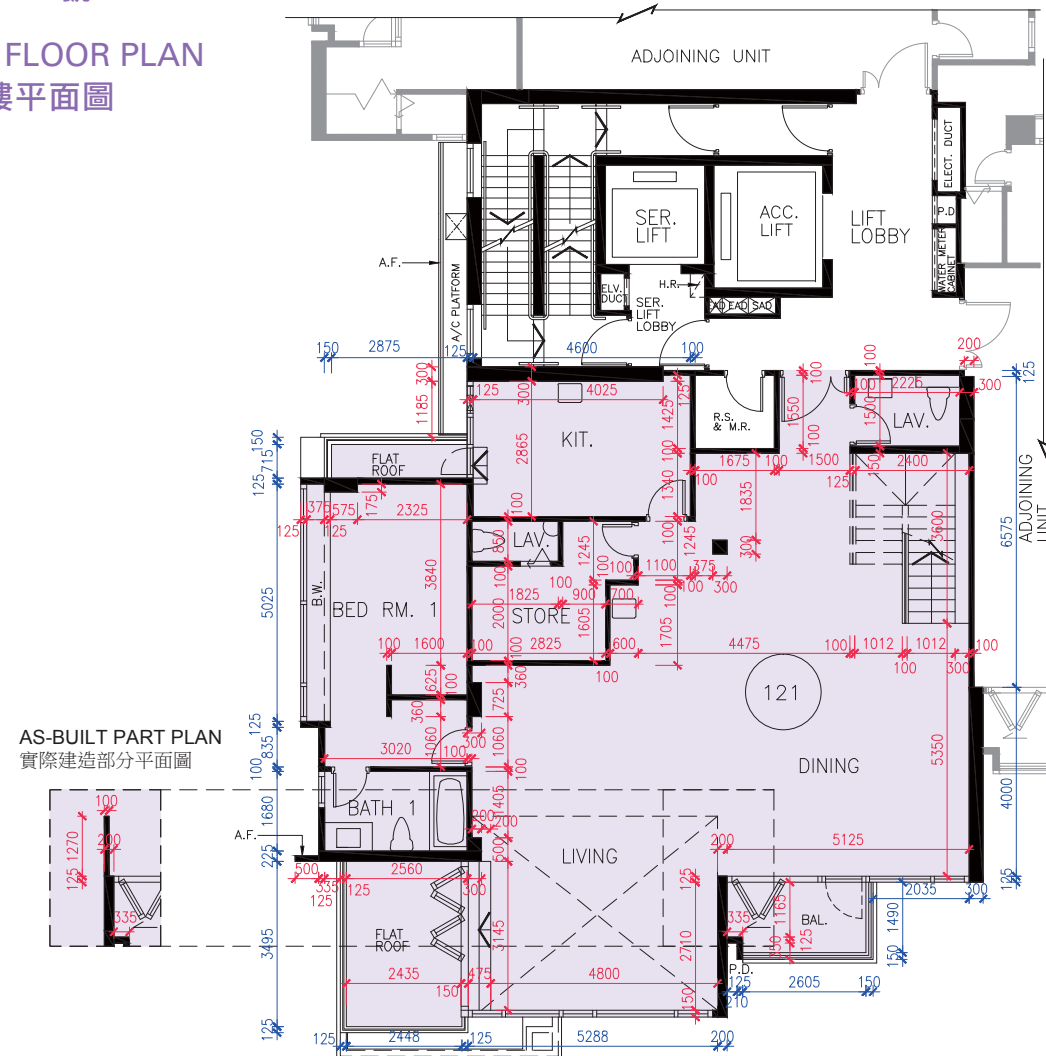
Unit 單位	No. 117 Kadoorie Avenue 嘉道理道 117 號	No. 119 Kadoorie Avenue 嘉道理道 119 號
Floor 樓層	7/F 7 樓	
The thickness of the floor slabs (excluding plaster) of each residential property (mm) 每個住宅物業的樓板 (不包括灰泥) 厚度 (毫米)	150, 175	150, 200, 250
The floor-to-floor height of each residential property (mm) 每個住宅物業的層與層之間的高度 (毫米)	3150, 3400, 3500, 3550, 3600	3150, 3450, 3550, 3600, 3650

# FLOOR PLANS OF RESIDENTIAL PROPERTIES IN THE DEVELOPMENT

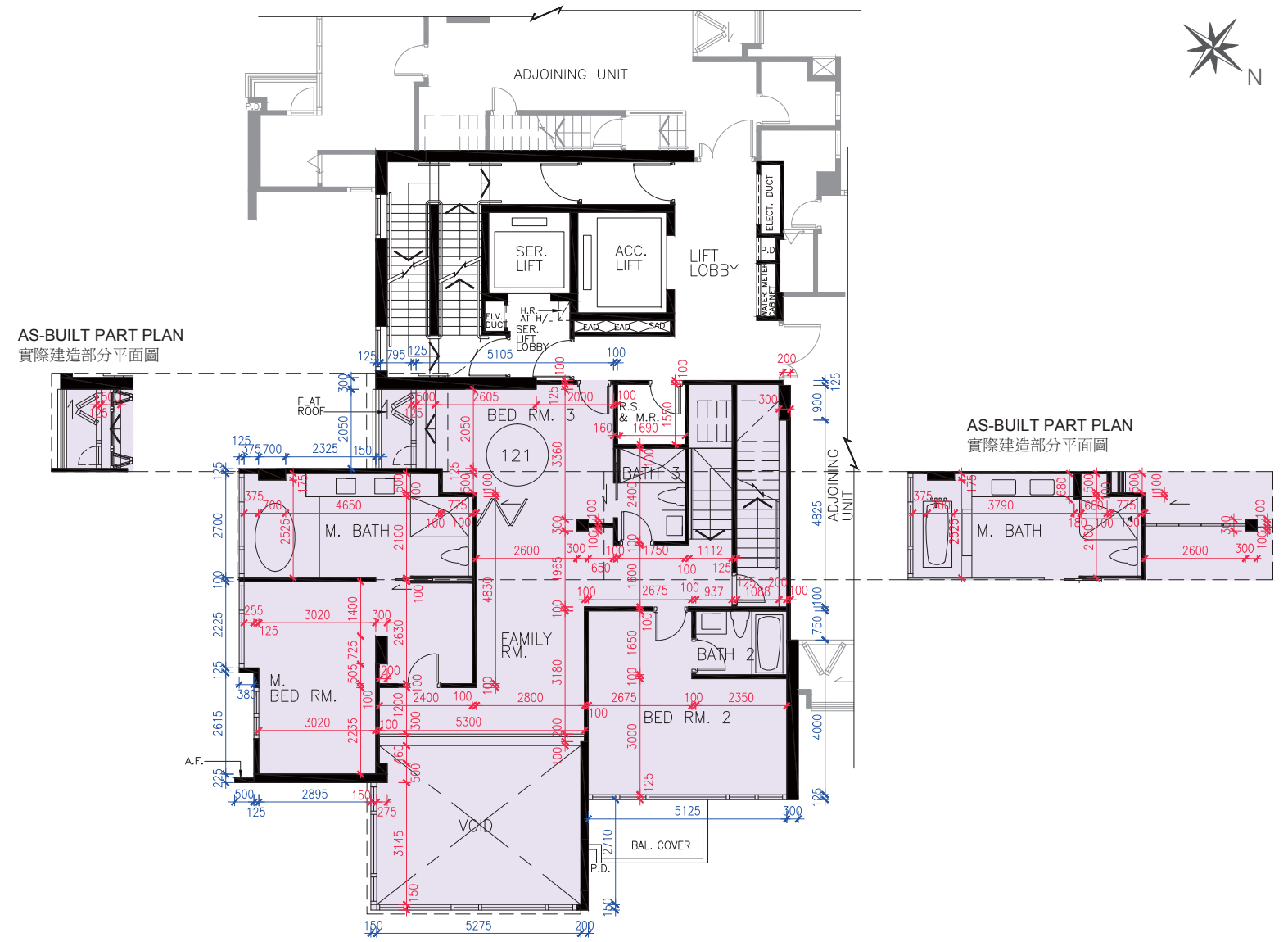
## 發展項目的住宅物業的樓面平面圖

NO. 121 KADOORIE AVENUE  
嘉道理道 121 號

6/F & 7/F FLOOR PLAN  
6 樓及 7 樓平面圖



6/F Floor Plan  
6 樓平面圖



7/F Floor Plan  
7 樓平面圖

Note:

As-built part plans of 6/F & 7/F of No. 121 Kadoorie Avenue

The alteration works done to 6/F & 7/F of No. 121 Kadoorie Avenue are shown on the relevant as-built part plans on this page. The alteration works have been done either by way of exempted works or minor works under the Buildings Ordinance:

- Wall added between living room and dining room.
- Slide-folding doors added near flat roof on 7/F.
- Partition of Bedroom 3 has been amended.
- Layout, wall and fittings of Master Bathroom has been amended

備註：

嘉道理道 121 號 6 樓及 7 樓實際建造部分平面圖

嘉道理道 121 號 6 樓及 7 樓的改動工程顯示於本頁相關的實際建造部分平面圖。改動工程均為建築物條例下的獲豁免的工程或小型工程：

- 客廳及飯廳之間加設牆。
- 7 樓近平台位置加設趟摺門。
- 睡房 3 間隔改動。
- 主人浴室內布局、牆及裝置改動。

Scale 比例：0 2 4M(米)

# FLOOR PLANS OF RESIDENTIAL PROPERTIES IN THE DEVELOPMENT

## 發展項目的住宅物業的樓面平面圖

The internal areas of the residential properties on the upper floors will generally be slightly larger than those on the lower floors because of the reducing thickness of the structural walls on the upper floors.

Note:

- 1. The dimensions of the floor plans are all structural dimensions in millimeter.
- 2. Please refer to page 22 and 23 of this sales brochure for legend of the terms and abbreviations shown on the floor plan above and the explanatory notes that are applicable thereto.

因住宅物業的較高樓層的結構牆的厚度遞減，較高樓層的內部面積，一般比較低樓層的內部面積稍大。

備註：

- 1. 樓面平面圖之尺規所列數字為以毫米標示之建築結構尺寸。
- 2. 以上平面圖中顯示之名詞、簡稱及其適用的附註，請參閱本售樓說明書第 22 及 23 頁。

Unit 單位	No. 121 Kadoorie Avenue 嘉道理道 121 號	
Floor 樓層	6/F 6 樓	7/F 7 樓
The thickness of the floor slabs (excluding plaster) of each residential property (mm) 每個住宅物業的樓板 (不包括灰泥) 厚度 (毫米)	150, 200	150
The floor-to-floor height of each residential property (mm) 每個住宅物業的層與層之間的高度 (毫米)	2700, 2800, 3100, 3150, 3600, 6300	3150, 3500, 3600



# FLOOR PLANS OF RESIDENTIAL PROPERTIES IN THE DEVELOPMENT

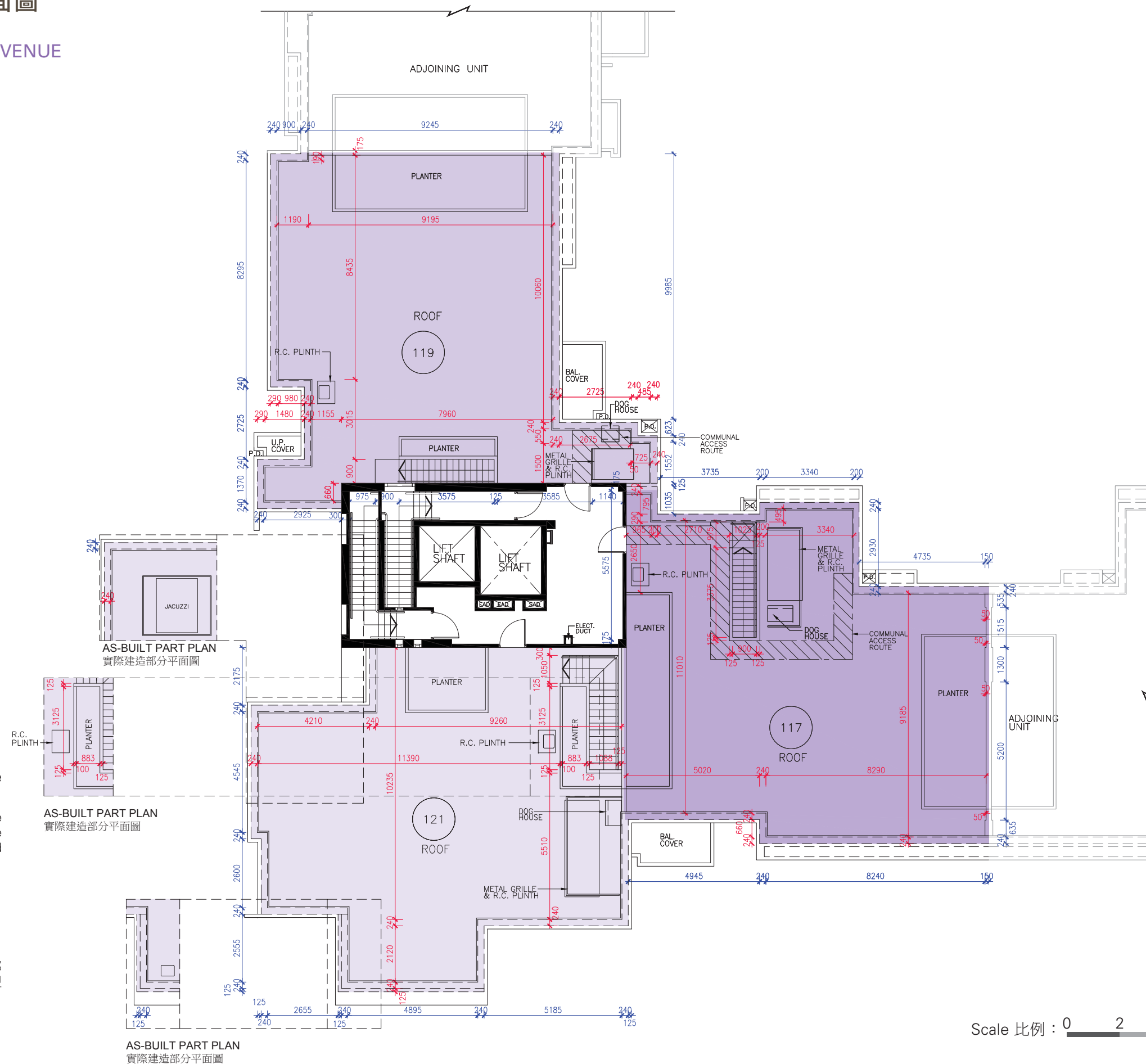
## 發展項目的住宅物業的樓面平面圖

NO. 117, NO. 119 & NO. 121 KADOORIE AVENUE

嘉道理道 117 號、119 號及 121 號

ROOF PLAN

天台平面圖



Note:

As-built part plans of Roof of No. 121 Kadoorie Avenue

The alteration works done to Roof of No. 121 Kadoorie Avenue are shown on the relevant as-built part plans on this page. The alteration works have been done either by way of exempted works or minor works under the Buildings Ordinance:

- The sink next to staircase has been relocated.
- Jacuzzi has been added.

備註：

嘉道理道 121 號天台實際建造部分平面圖

嘉道理道 121 號天台的改動工程顯示於本頁相關的實際建造部分平面圖。改動工程均為建築物條例下的獲豁免的工程或小型工程：

- 改動樓梯旁的一個洗滌盆位置。
- 加設按摩池。

# FLOOR PLANS OF RESIDENTIAL PROPERTIES IN THE DEVELOPMENT

## 發展項目的住宅物業的樓面平面圖

The internal areas of the residential properties on the upper floors will generally be slightly larger than those on the lower floors because of the reducing thickness of the structural walls on the upper floors.

Note:

- 1. The dimensions of the floor plans are all structural dimensions in millimeter.
- 2. Please refer to page 22 and 23 of this sales brochure for legend of the terms and abbreviations shown on the floor plan above and the explanatory notes that are applicable thereto.

因住宅物業的較高樓層的結構牆的厚度遞減，較高樓層的內部面積，一般比較低樓層的內部面積稍大。

備註：

- 1. 樓面平面圖之尺規所列數字為以毫米標示之建築結構尺寸。
- 2. 以上平面圖中顯示之名詞、簡稱及其適用的附註，請參閱本售樓說明書第 22 及 23 頁。

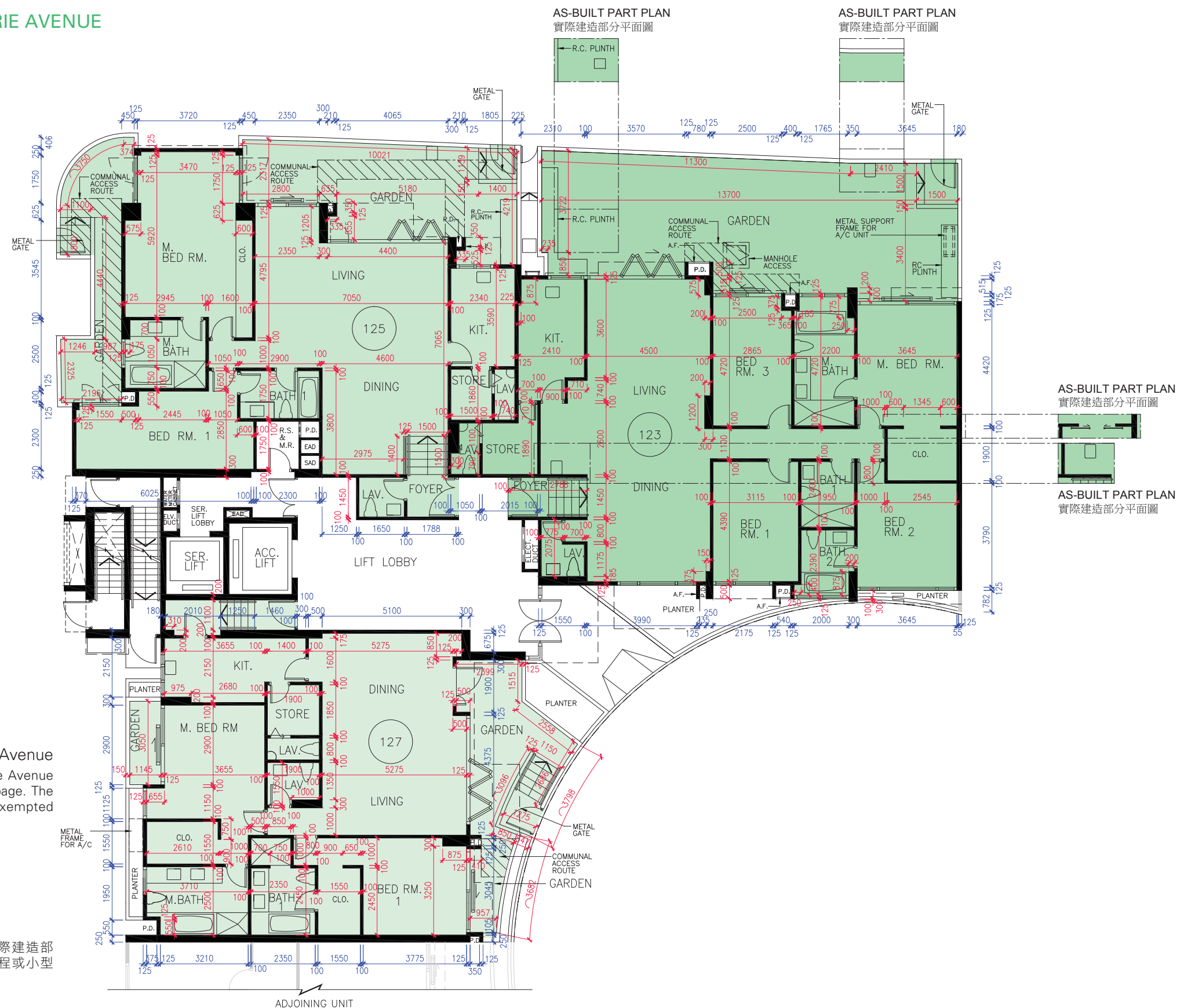
Unit 單位	No. 117 Kadoorie Avenue 嘉道理道 117 號	No. 119 Kadoorie Avenue 嘉道理道 119 號	No. 121 Kadoorie Avenue 嘉道理道 121 號
Floor 樓層	Roof 天台		
The thickness of the floor slabs (excluding plaster) of each residential property (mm) 每個住宅物業的樓板 (不包括灰泥) 厚度 (毫米)	Not Applicable 不適用	Not Applicable 不適用	Not Applicable 不適用
The floor-to-floor height of each residential property (mm) 每個住宅物業的層與層之間的高度 (毫米)	Not Applicable 不適用	Not Applicable 不適用	Not Applicable 不適用

# FLOOR PLANS OF RESIDENTIAL PROPERTIES IN THE DEVELOPMENT

## 發展項目的住宅物業的樓面平面圖

NO. 123, NO. 125 & NO. 127 KADOORIE AVENUE  
嘉道理道 123 號、125 號及 127 號

G/F FLOOR PLAN  
地下平面圖



Note:

As-built part plans of G/F of No. 123 Kadoorie Avenue

The alteration works done to G/F of No. 123 Kadoorie Avenue are shown on the relevant as-built part plans on this page. The alteration works have been done either by way of exempted works or minor works under the Buildings Ordinance:

- Sliding doors have been added at closet.
- The sink in garden has been relocated.
- The sink near dining room has been relocated.

備註：

嘉道理道 123 號地下實際建造部分平面圖

嘉道理道 123 號地下的改動工程顯示於本頁相關的實際建造部分平面圖。改動工程均為建築物條例下的獲豁免的工程或小型工程：

- 衣帽間加設趟門。
- 改動花園的一個洗滌盆位置。
- 改動近飯廳的一個洗滌盆位置。

Scale 比例：0 2 4M(米)



# FLOOR PLANS OF RESIDENTIAL PROPERTIES IN THE DEVELOPMENT

## 發展項目的住宅物業的樓面平面圖

The internal areas of the residential properties on the upper floors will generally be slightly larger than those on the lower floors because of the reducing thickness of the structural walls on the upper floors.

Note:

- 1. The dimensions of the floor plans are all structural dimensions in millimeter.
- 2. Please refer to page 22 and 23 of this sales brochure for legend of the terms and abbreviations shown on the floor plan above and the explanatory notes that are applicable thereto.

因住宅物業的較高樓層的結構牆的厚度遞減，較高樓層的內部面積，一般比較低樓層的內部面積稍大。

備註：

- 1. 樓面平面圖之尺規所列數字為以毫米標示之建築結構尺寸。
- 2. 以上平面圖中顯示之名詞、簡稱及其適用的附註，請參閱本售樓說明書第22及23頁。

Unit 單位	No. 123 Kadoorie Avenue 嘉道理道123號	No. 125 Kadoorie Avenue 嘉道理道125號	No. 127 Kadoorie Avenue 嘉道理道127號
Floor 樓層	G/F 地下		
The thickness of the floor slabs (excluding plaster) of each residential property (mm) 每個住宅物業的樓板(不包括灰泥)厚度(毫米)	150, 175, 200	150, 200	150, 200, 250
The floor-to-floor height of each residential property (mm) 每個住宅物業的層與層之間的高度(毫米)	2900, 3050, 3100, 3200, 3500, 3600, 4460	3100, 3150, 3200, 3250, 3300, 3500, 3600, 4210, 4460	3000, 3050, 3100, 3150, 3200, 3500, 3600, 4460

# FLOOR PLANS OF RESIDENTIAL PROPERTIES IN THE DEVELOPMENT

## 發展項目的住宅物業的樓面平面圖

NO. 123, NO. 125 & NO. 127 KADOORIE AVENUE  
嘉道理道 123 號、125 號及 127 號

1/F FLOOR PLAN  
1 樓平面圖



Scale 比例 : 0 2 4M(米)

# FLOOR PLANS OF RESIDENTIAL PROPERTIES IN THE DEVELOPMENT

## 發展項目的住宅物業的樓面平面圖

The internal areas of the residential properties on the upper floors will generally be slightly larger than those on the lower floors because of the reducing thickness of the structural walls on the upper floors.

Note:

- 1. The dimensions of the floor plans are all structural dimensions in millimeter.
- 2. Please refer to page 22 and 23 of this sales brochure for legend of the terms and abbreviations shown on the floor plan above and the explanatory notes that are applicable thereto.

因住宅物業的較高樓層的結構牆的厚度遞減，較高樓層的內部面積，一般比較低樓層的內部面積稍大。

備註：

- 1. 樓面平面圖之尺規所列數字為以毫米標示之建築結構尺寸。
- 2. 以上平面圖中顯示之名詞、簡稱及其適用的附註，請參閱本售樓說明書第 22 及 23 頁。

Unit 單位	No. 123 Kadoorie Avenue 嘉道理道 123 號	No. 125 Kadoorie Avenue 嘉道理道 125 號	No. 127 Kadoorie Avenue 嘉道理道 127 號
Floor 樓層	1/F 1 樓		
The thickness of the floor slabs (excluding plaster) of each residential property (mm) 每個住宅物業的樓板 (不包括灰泥) 厚度 (毫米)	150, 175, 200	150, 200, 250	150, 200, 250
The floor-to-floor height of each residential property (mm) 每個住宅物業的層與層之間的高度 (毫米)	2550, 3150, 3300, 3400	2850, 3100, 3150, 3200, 3250	2700, 3150, 3200

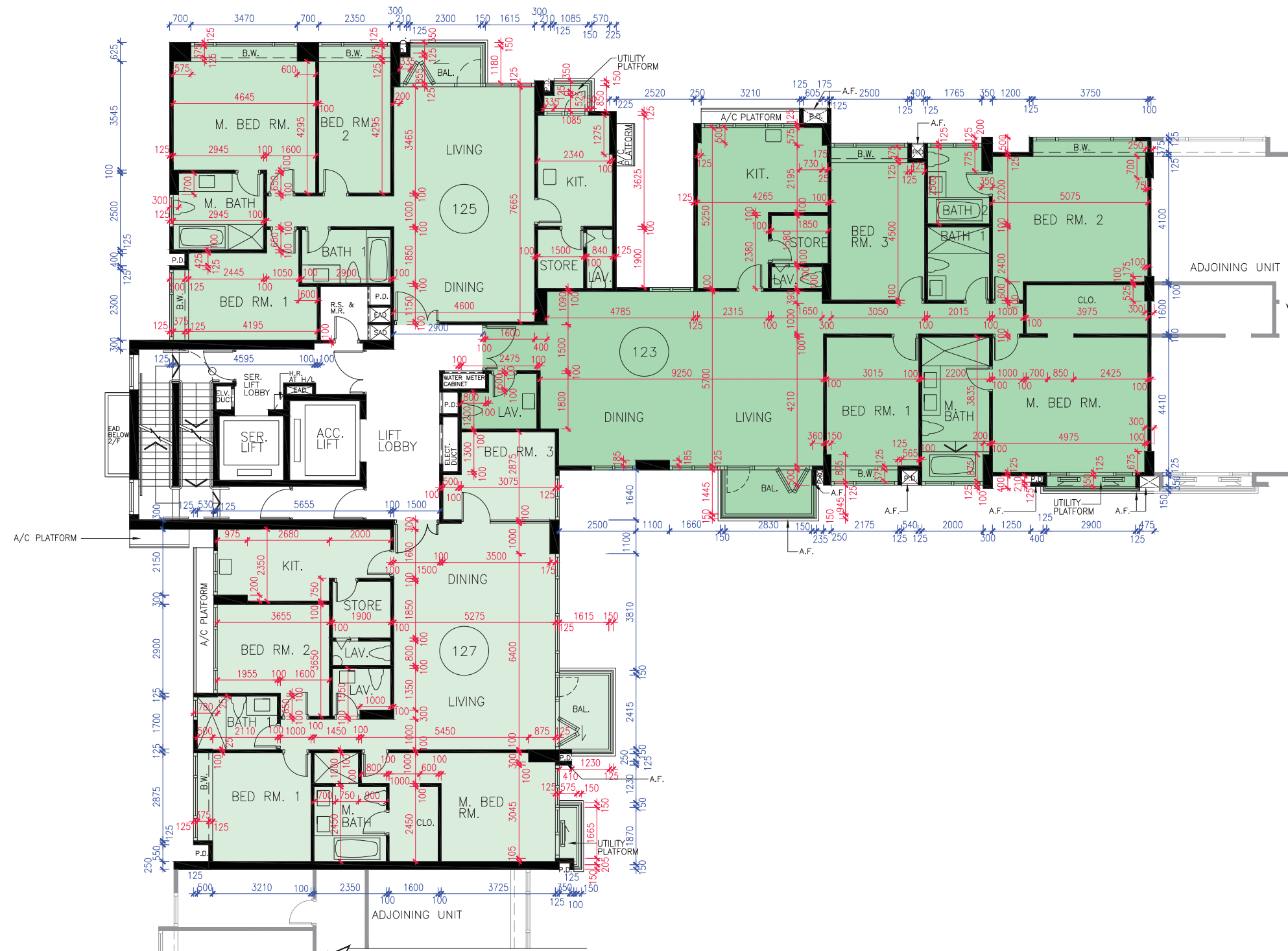


# FLOOR PLANS OF RESIDENTIAL PROPERTIES IN THE DEVELOPMENT

## 發展項目的住宅物業的樓面平面圖

NO. 123, NO. 125 & NO. 127 KADOORIE AVENUE  
嘉道理道 123 號、125 號及 127 號

2/F – 3/F & 5/F – 6/F FLOOR PLAN  
2 樓至 3 樓及 5 樓至 6 樓平面圖



Scale 比例 : 0 2 4M(米)

# FLOOR PLANS OF RESIDENTIAL PROPERTIES IN THE DEVELOPMENT

## 發展項目的住宅物業的樓面平面圖

The internal areas of the residential properties on the upper floors will generally be slightly larger than those on the lower floors because of the reducing thickness of the structural walls on the upper floors.

Note:

- 1. The dimensions of the floor plans are all structural dimensions in millimeter.
- 2. Please refer to page 22 and 23 of this sales brochure for legend of the terms and abbreviations shown on the floor plan above and the explanatory notes that are applicable thereto.

因住宅物業的較高樓層的結構牆的厚度遞減，較高樓層的內部面積，一般比較低樓層的內部面積稍大。

備註：

- 1. 樓面平面圖之尺規所列數字為以毫米標示之建築結構尺寸。
- 2. 以上平面圖中顯示之名詞、簡稱及其適用的附註，請參閱本售樓說明書第22及23頁。

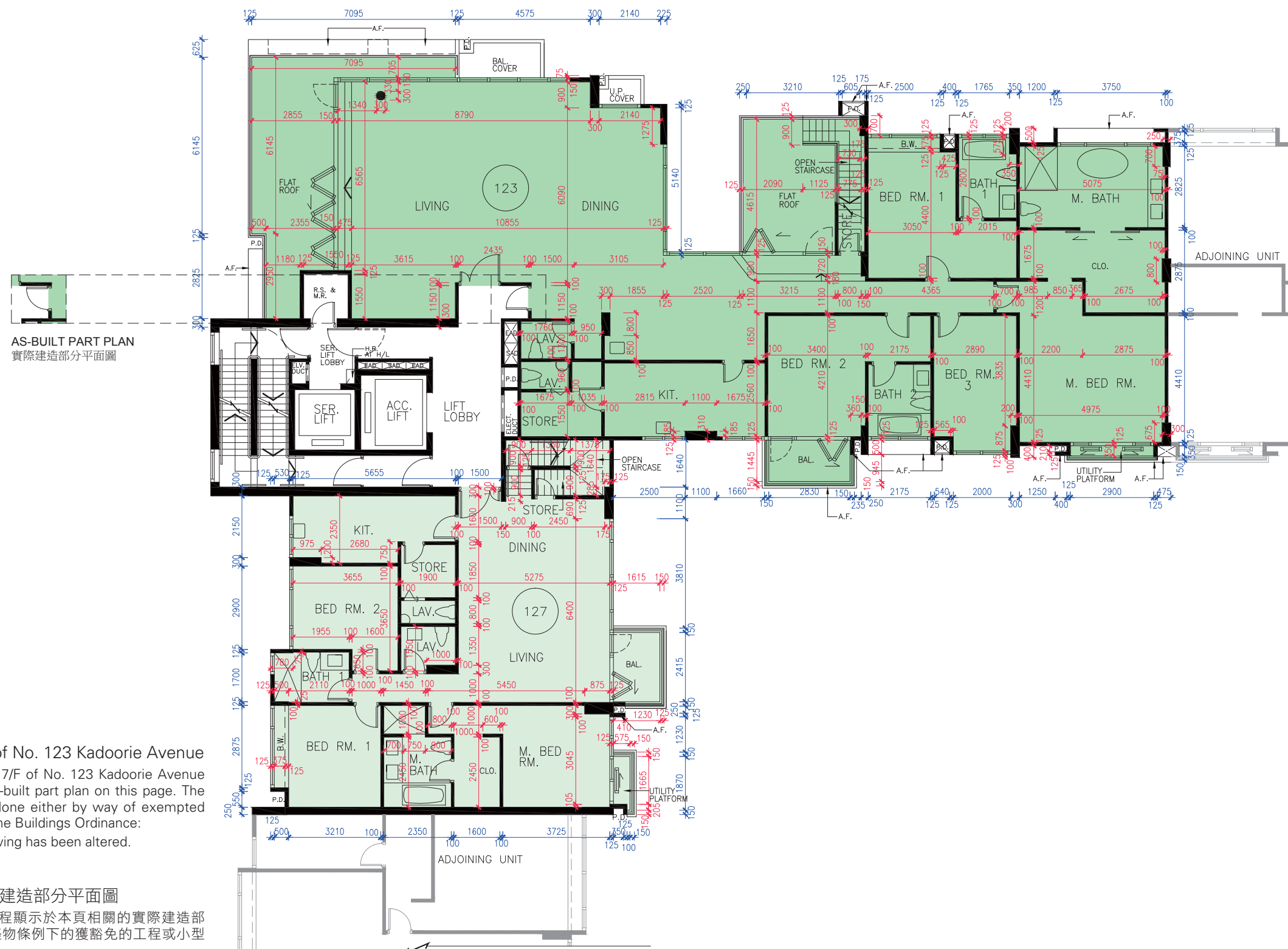
Unit 單位	No. 123 Kadoorie Avenue 嘉道理道123號		No. 125 Kadoorie Avenue 嘉道理道125號		No. 127 Kadoorie Avenue 嘉道理道127號	
Floor 樓層	2/F – 3/F & 5/F 2樓至3樓及5樓	6/F 6樓	2/F – 3/F & 5/F 2樓至3樓及5樓	6/F 6樓	2/F – 3/F & 5/F 2樓至3樓及5樓	6/F 6樓
The thickness of the floor slabs (excluding plaster) of each residential property (mm) 每個住宅物業的樓板(不包括灰泥)厚度(毫米)	150, 175, 200	150, 175, 200	150, 200, 250	150, 200, 250	150, 200, 250	150, 200, 250
The floor-to-floor height of each residential property (mm) 每個住宅物業的層與層之間的高度(毫米)	3150	2700, 2750, 2950, 3100, 3150, 3400, 3550, 3600, 3750	3150	3150, 3400, 3450, 3550	3150	3150

# FLOOR PLANS OF RESIDENTIAL PROPERTIES IN THE DEVELOPMENT

## 發展項目的住宅物業的樓面平面圖

NO. 123 & NO. 127 KADOORIE AVENUE  
嘉道理道 123 號及 127 號

7/F FLOOR PLAN  
7 樓平面圖



### Note:

As-built part plan of 7/F of No. 123 Kadoorie Avenue

The alteration works done to 7/F of No. 123 Kadoorie Avenue are shown on the relevant as-built part plan on this page. The alteration works have been done either by way of exempted works or minor works under the Buildings Ordinance:

a) Secondary entrance door swing has been altered.

### 備註：

嘉道理道 123 號 7 樓實際建造部分平面圖

嘉道理道 123 號 7 樓的改動工程顯示於本頁相關的實際建造部分平面圖。改動工程均為建築物條例下的獲豁免的工程或小型工程：

a) 改動側門開啟方向

Scale 比例：0 2 4M(米)



# FLOOR PLANS OF RESIDENTIAL PROPERTIES IN THE DEVELOPMENT

## 發展項目的住宅物業的樓面平面圖

The internal areas of the residential properties on the upper floors will generally be slightly larger than those on the lower floors because of the reducing thickness of the structural walls on the upper floors.

Note:

- 1. The dimensions of the floor plans are all structural dimensions in millimeter.
- 2. Please refer to page 22 and 23 of this sales brochure for legend of the terms and abbreviations shown on the floor plan above and the explanatory notes that are applicable thereto.

因住宅物業的較高樓層的結構牆的厚度遞減，較高樓層的內部面積，一般比較低樓層的內部面積稍大。

備註：

- 1. 樓面平面圖之尺規所列數字為以毫米標示之建築結構尺寸。
- 2. 以上平面圖中顯示之名詞、簡稱及其適用的附註，請參閱本售樓說明書第22及23頁。

Unit 單位	No. 123 Kadoorie Avenue 嘉道理道123號	No. 127 Kadoorie Avenue 嘉道理道127號
Floor 樓層	7/F 7樓	
The thickness of the floor slabs (excluding plaster) of each residential property (mm) 每個住宅物業的樓板(不包括灰泥)厚度(毫米)	150, 175, 250, 300	150, 175, 200, 250
The floor-to-floor height of each residential property (mm) 每個住宅物業的層與層之間的高度(毫米)	2900, 3150, 3550, 3600	3150, 3550, 3600



# FLOOR PLANS OF RESIDENTIAL PROPERTIES IN THE DEVELOPMENT

## 發展項目的住宅物業的樓面平面圖

The internal areas of the residential properties on the upper floors will generally be slightly larger than those on the lower floors because of the reducing thickness of the structural walls on the upper floors.

Note:

- 1. The dimensions of the floor plans are all structural dimensions in millimeter.
- 2. Please refer to page 22 and 23 of this sales brochure for legend of the terms and abbreviations shown on the floor plan above and the explanatory notes that are applicable thereto.

因住宅物業的較高樓層的結構牆的厚度遞減，較高樓層的內部面積，一般比較低樓層的內部面積稍大。

備註：

- 1. 樓面平面圖之尺規所列數字為以毫米標示之建築結構尺寸。
- 2. 以上平面圖中顯示之名詞、簡稱及其適用的附註，請參閱本售樓說明書第 22 及 23 頁。

Unit 單位	No. 123 Kadoorie Avenue 嘉道理道 123 號	No. 127 Kadoorie Avenue 嘉道理道 127 號
Floor 樓層	Roof 天台	
The thickness of the floor slabs (excluding plaster) of each residential property (mm) 每個住宅物業的樓板 (不包括灰泥) 厚度 (毫米)	Not Applicable 不適用	Not Applicable 不適用
The floor-to-floor height of each residential property (mm) 每個住宅物業的層與層之間的高度 (毫米)	Not Applicable 不適用	Not Applicable 不適用



# FLOOR PLANS OF RESIDENTIAL PROPERTIES IN THE DEVELOPMENT

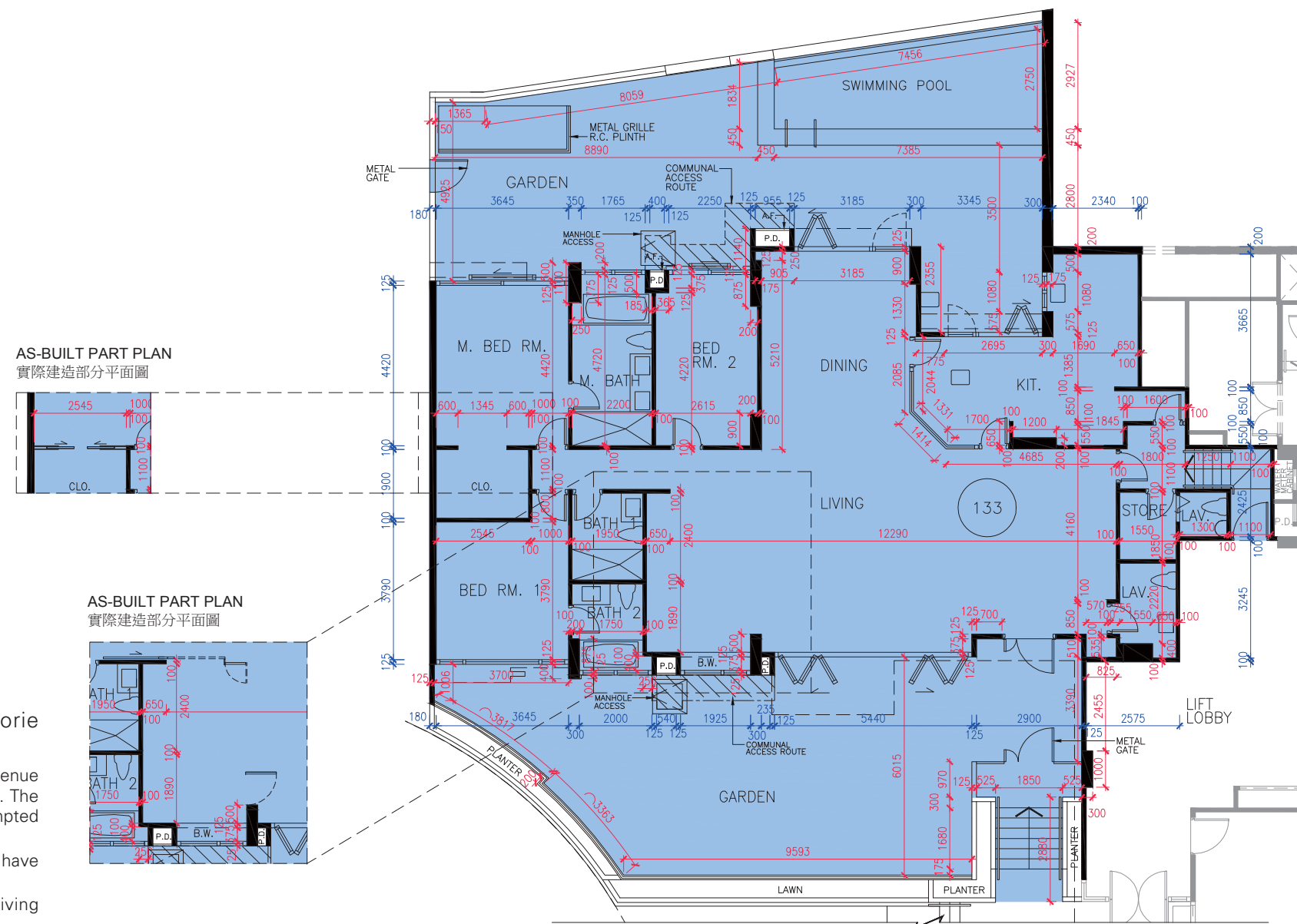
## 發展項目的住宅物業的樓面平面圖

NO. 133 KADOORIE AVENUE

嘉道理道 133 號

G/F FLOOR PLAN

地下平面圖



Note:

As-built part plans of G/F of No. 133 Kadoorie Avenue

The alteration works done to G/F of No. 133 Kadoorie Avenue are shown on the relevant as-built part plans on this page. The alteration works have been done either by way of exempted works or minor works under the Buildings Ordinance:

- Partition walls have been amended and sliding doors have been added at closet.
- Sliding door and swing doors have been added in living room.

備註：

嘉道理道 133 號地下實際建造部分平面圖

嘉道理道 133 號地下的改動工程顯示於本頁相關的實際建造部分平面圖。改動工程均為建築物條例下的獲豁免的工程或小型工程：

- 衣帽間間隔牆改動及加設趟門。
- 客廳加設趟門及掩門。

Scale 比例：0 2 4M(米)

# FLOOR PLANS OF RESIDENTIAL PROPERTIES IN THE DEVELOPMENT

## 發展項目的住宅物業的樓面平面圖

The internal areas of the residential properties on the upper floors will generally be slightly larger than those on the lower floors because of the reducing thickness of the structural walls on the upper floors.

Note:

- 1. The dimensions of the floor plans are all structural dimensions in millimeter.
- 2. Please refer to page 22 and 23 of this sales brochure for legend of the terms and abbreviations shown on the floor plan above and the explanatory notes that are applicable thereto.

	Unit 單位	No. 133 Kadoorie Avenue 嘉道理道133號
	Floor 樓層	G/F 地下
The thickness of the floor slabs (excluding plaster) of each residential property (mm) 每個住宅物業的樓板(不包括灰泥)厚度(毫米)		150, 175, 200
The floor-to-floor height of each residential property (mm) 每個住宅物業的層與層之間的高度(毫米)		2900, 3050, 3100, 3200, 3250, 3500, 3600, 4160, 4510, 4760

因住宅物業的較高樓層的結構牆的厚度遞減，較高樓層的內部面積，一般比較低樓層的內部面積稍大。

備註：

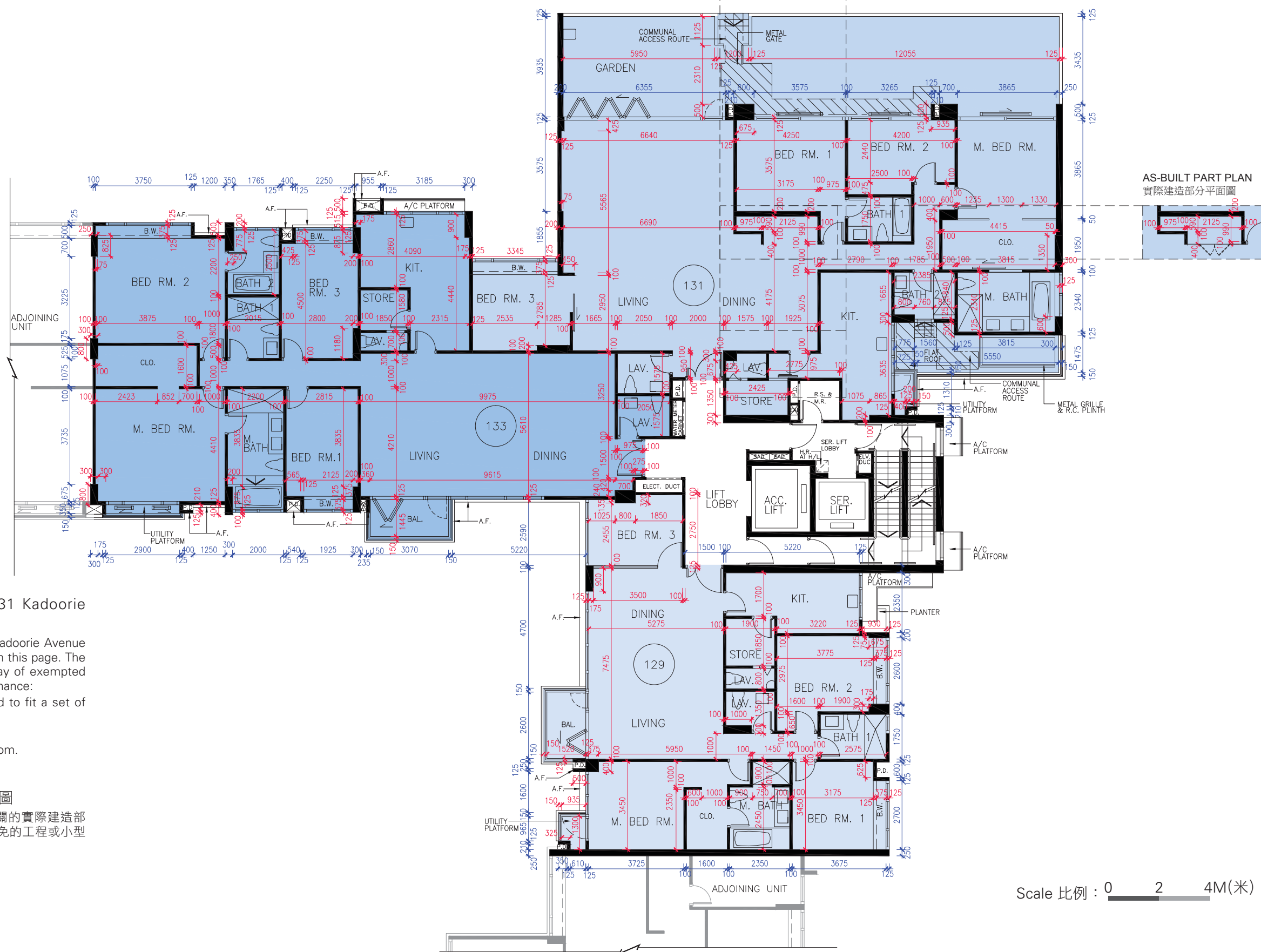
- 1. 樓面平面圖之尺規所列數字為以毫米標示之建築結構尺寸。
- 2. 以上平面圖中顯示之名詞、簡稱及其適用的附註，請參閱本售樓說明書第22及23頁。

# FLOOR PLANS OF RESIDENTIAL PROPERTIES IN THE DEVELOPMENT

## 發展項目的住宅物業的樓面平面圖

NO. 129, NO. 131 & NO. 133 KADOORIE AVENUE  
嘉道理道 129 號、131 號及 133 號

1/F FLOOR PLAN  
1 樓平面圖



Note:  
As-built part plans of 1/F of No. 131 Kadoorie Avenue

The alteration works done to 1/F of No. 131 Kadoorie Avenue are shown on the relevant as-built part plans on this page. The alteration works have been done either by way of exempted works or minor works under the Buildings Ordinance:

- a) Door opening of Kitchen has been enlarged to fit a set of double swing doors.
- b) Kerb has been omitted.
- c) Swing doors have been added near dining room.

備註：  
嘉道理道 131 號 1 樓實際建造部分平面圖

嘉道理道 131 號 1 樓的改動工程顯示於本頁相關的實際建造部分平面圖。改動工程均為建築物條例下的獲豁免的工程或小型工程：

- a) 擴大廚房門口及改成雙掩門。
- b) 移除門檻。
- c) 飯廳附近加設掩門。

Scale 比例：0 2 4M(米)

# FLOOR PLANS OF RESIDENTIAL PROPERTIES IN THE DEVELOPMENT

## 發展項目的住宅物業的樓面平面圖

The internal areas of the residential properties on the upper floors will generally be slightly larger than those on the lower floors because of the reducing thickness of the structural walls on the upper floors.

Note:

- 1. The dimensions of the floor plans are all structural dimensions in millimeter.
- 2. Please refer to page 22 and 23 of this sales brochure for legend of the terms and abbreviations shown on the floor plan above and the explanatory notes that are applicable thereto.

因住宅物業的較高樓層的結構牆的厚度遞減，較高樓層的內部面積，一般比較低樓層的內部面積稍大。

備註：

- 1. 樓面平面圖之尺規所列數字為以毫米標示之建築結構尺寸。
- 2. 以上平面圖中顯示之名詞、簡稱及其適用的附註，請參閱本售樓說明書第 22 及 23 頁。

Unit 單位	No. 129 Kadoorie Avenue 嘉道理道 129 號	No. 131 Kadoorie Avenue 嘉道理道 131 號	No. 133 Kadoorie Avenue 嘉道理道 133 號
Floor 樓層	1/F 1 樓		
The thickness of the floor slabs (excluding plaster) of each residential property (mm) 每個住宅物業的樓板 (不包括灰泥) 厚度 (毫米)	150	150, 175, 200, 250	150, 175, 200
The floor-to-floor height of each residential property (mm) 每個住宅物業的層與層之間的高度 (毫米)	3100, 3150	2800, 2900, 3150, 3400, 3500	3150



# FLOOR PLANS OF RESIDENTIAL PROPERTIES IN THE DEVELOPMENT

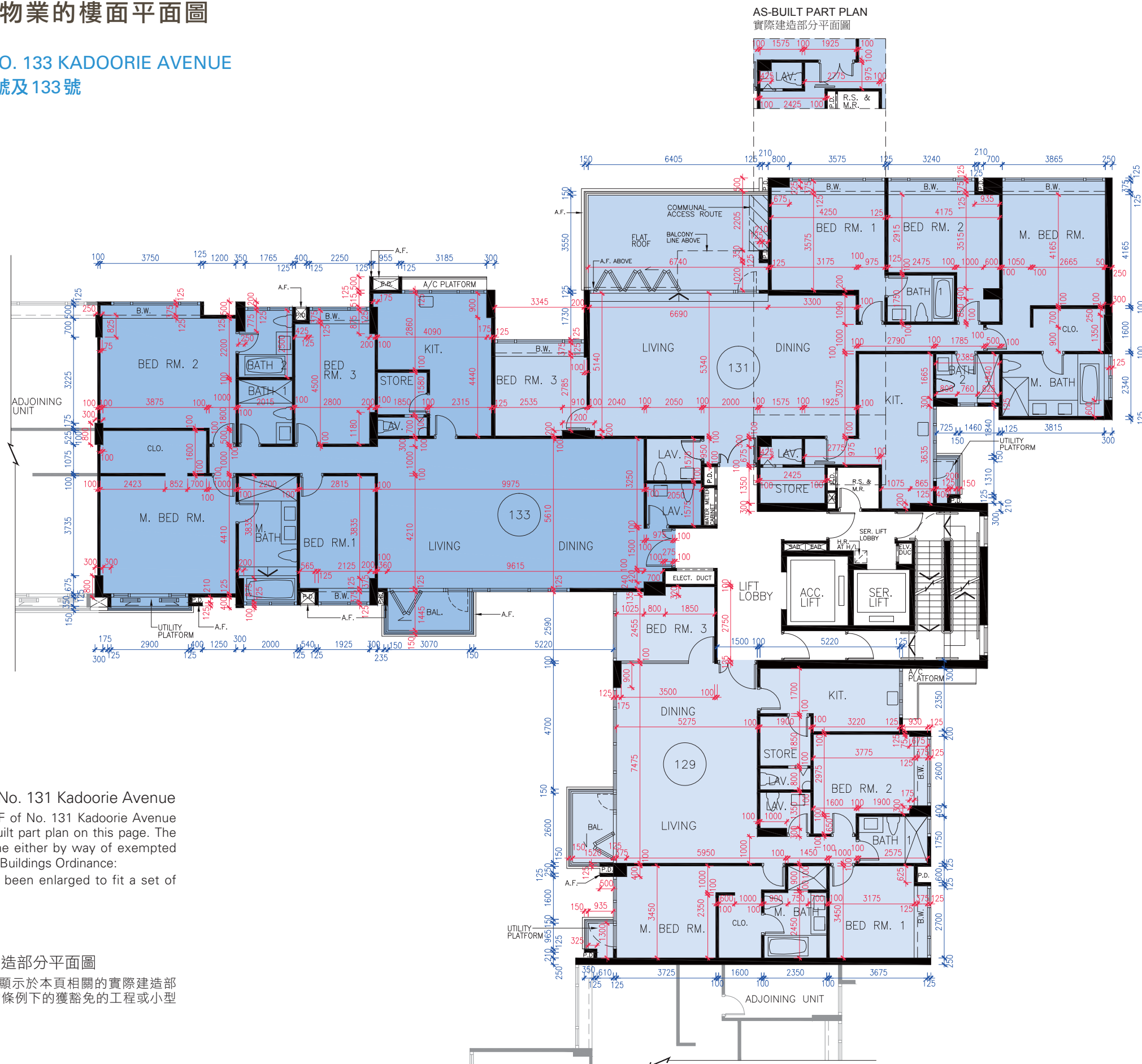
## 發展項目的住宅物業的樓面平面圖

NO. 129, NO. 131 & NO. 133 KADOORIE AVENUE

嘉道理道 129 號、131 號及 133 號

2/F FLOOR PLAN

2 樓平面圖



Note:

As-built part plan of 2/F of No. 131 Kadoorie Avenue

The alteration works done to 2/F of No. 131 Kadoorie Avenue are shown on the relevant as-built part plan on this page. The alteration works have been done either by way of exempted works or minor works under the Buildings Ordinance:

- Door opening of Kitchen has been enlarged to fit a set of double swing doors.
- Kerb has been omitted.

備註：

嘉道理道 131 號 2 樓實際建造部分平面圖

嘉道理道 131 號 2 樓的改動工程顯示於本頁相關的實際建造部分平面圖。改動工程均為建築物條例下的獲豁免的工程或小型工程：

- 擴大廚房門口及改成雙掩門。
- 移除門檻。

Scale 比例：0 2 4M(米)

# FLOOR PLANS OF RESIDENTIAL PROPERTIES IN THE DEVELOPMENT

## 發展項目的住宅物業的樓面平面圖

The internal areas of the residential properties on the upper floors will generally be slightly larger than those on the lower floors because of the reducing thickness of the structural walls on the upper floors.

Note:

- 1. The dimensions of the floor plans are all structural dimensions in millimeter.
- 2. Please refer to page 22 and 23 of this sales brochure for legend of the terms and abbreviations shown on the floor plan above and the explanatory notes that are applicable thereto.

因住宅物業的較高樓層的結構牆的厚度遞減，較高樓層的內部面積，一般比較低樓層的內部面積稍大。

備註：

- 1. 樓面平面圖之尺規所列數字為以毫米標示之建築結構尺寸。
- 2. 以上平面圖中顯示之名詞、簡稱及其適用的附註，請參閱本售樓說明書第 22 及 23 頁。

Unit 單位	No. 129 Kadoorie Avenue 嘉道理道 129 號	No. 131 Kadoorie Avenue 嘉道理道 131 號	No. 133 Kadoorie Avenue 嘉道理道 133 號
Floor 樓層	2/F 2 樓		
The thickness of the floor slabs (excluding plaster) of each residential property (mm) 每個住宅物業的樓板 (不包括灰泥) 厚度 (毫米)	150	150, 175, 200, 250	150, 175, 200
The floor-to-floor height of each residential property (mm) 每個住宅物業的層與層之間的高度 (毫米)	3150	3150	3150

# FLOOR PLANS OF RESIDENTIAL PROPERTIES IN THE DEVELOPMENT

## 發展項目的住宅物業的樓面平面圖

NO. 129, NO. 131 & NO. 133 KADOORIE AVENUE

嘉道理道 129 號、131 號及 133 號

3/F & 5/F – 6/F FLOOR PLAN

3 樓及 5 樓至 6 樓平面圖



Note:

As-built part plan of 3/F & 5/F – 6/F of No. 131 Kadoorie Avenue

The alteration works done to 3/F & 5/F – 6/F of No. 131 Kadoorie Avenue are shown on the relevant as-built part plan on this page. The alteration works have been done either by way of exempted works or minor works under the Buildings Ordinance:

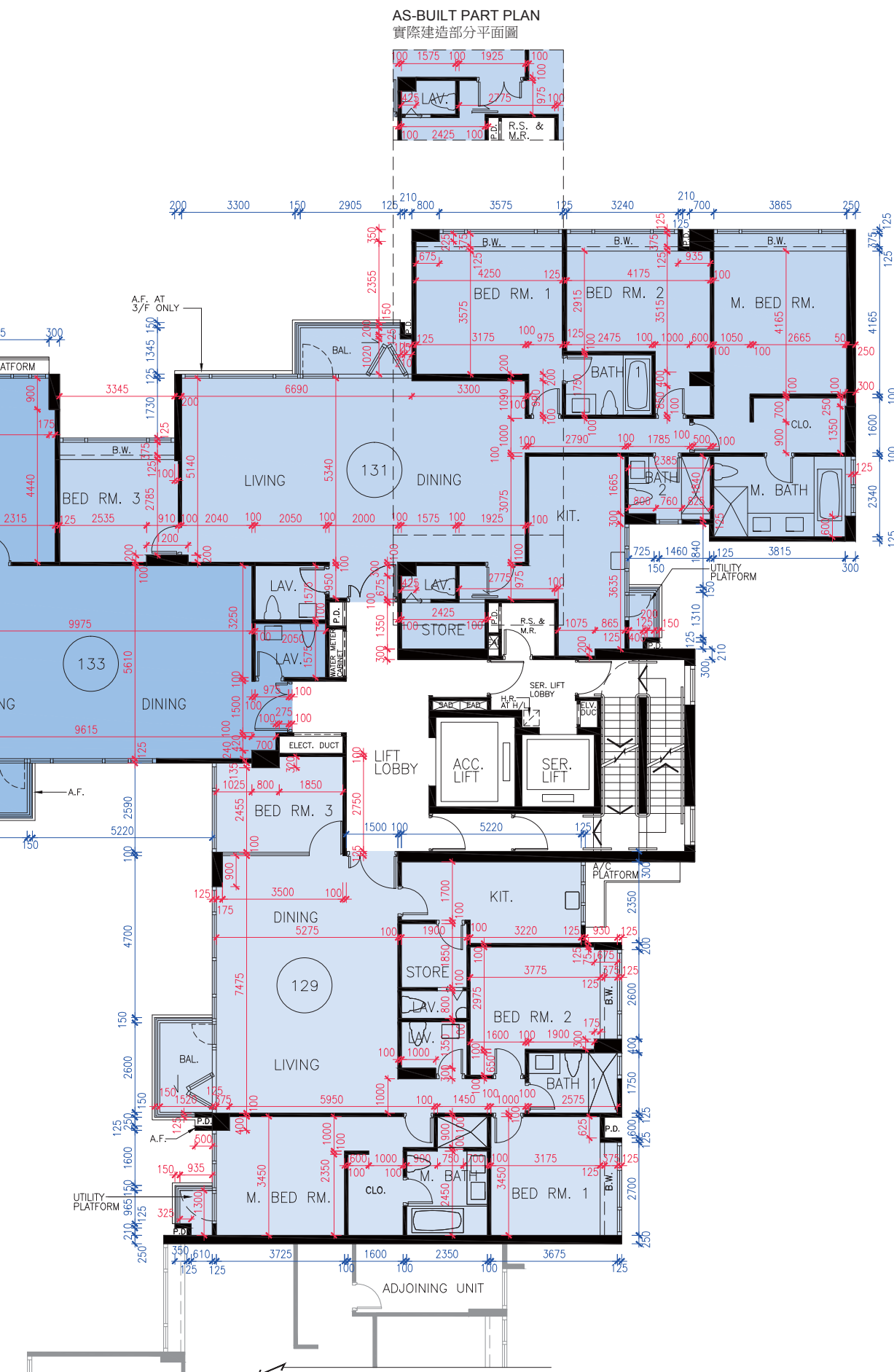
- Door opening of Kitchen has been enlarged to fit a set of double swing doors.
- Kerb has been omitted.

備註：

嘉道理道 131 號 3 樓及 5 樓至 6 樓實際建造部分平面圖

嘉道理道 131 號 3 樓及 5 樓至 6 樓的改動工程顯示於本頁相關的實際建造部分平面圖。改動工程均為建築物條例下的獲豁免的工程或小型工程：

- 擴大廚房門口及改成雙掩門。
- 移除門檻。



Scale 比例：0 2 4M(米)

# FLOOR PLANS OF RESIDENTIAL PROPERTIES IN THE DEVELOPMENT

## 發展項目的住宅物業的樓面平面圖

The internal areas of the residential properties on the upper floors will generally be slightly larger than those on the lower floors because of the reducing thickness of the structural walls on the upper floors.

Note:

- 1. The dimensions of the floor plans are all structural dimensions in millimeter.
- 2. Please refer to page 22 and 23 of this sales brochure for legend of the terms and abbreviations shown on the floor plan above and the explanatory notes that are applicable thereto.

因住宅物業的較高樓層的結構牆的厚度遞減，較高樓層的內部面積，一般比較低樓層的內部面積稍大。

備註：

- 1. 樓面平面圖之尺規所列數字為以毫米標示之建築結構尺寸。
- 2. 以上平面圖中顯示之名詞、簡稱及其適用的附註，請參閱本售樓說明書第22及23頁。

Unit 單位	No. 129 Kadoorie Avenue 嘉道理道129號		No. 131 Kadoorie Avenue 嘉道理道131號		No. 133 Kadoorie Avenue 嘉道理道133號	
Floor 樓層	3/F & 5/F 3樓及5樓	6/F 6樓	3/F & 5/F 3樓及5樓	6/F 6樓	3/F & 5/F 3樓及5樓	6/F 6樓
The thickness of the floor slabs (excluding plaster) of each residential property (mm) 每個住宅物業的樓板(不包括灰泥)厚度(毫米)	150	150	150, 175, 200, 250	150, 175, 200, 250	150, 175, 200	150, 200
The floor-to-floor height of each residential property (mm) 每個住宅物業的層與層之間的高度(毫米)	3150	2800, 3150	3150	2650, 2700, 2800, 3150, 3400	3150	2900, 3150, 3400



# FLOOR PLANS OF RESIDENTIAL PROPERTIES IN THE DEVELOPMENT

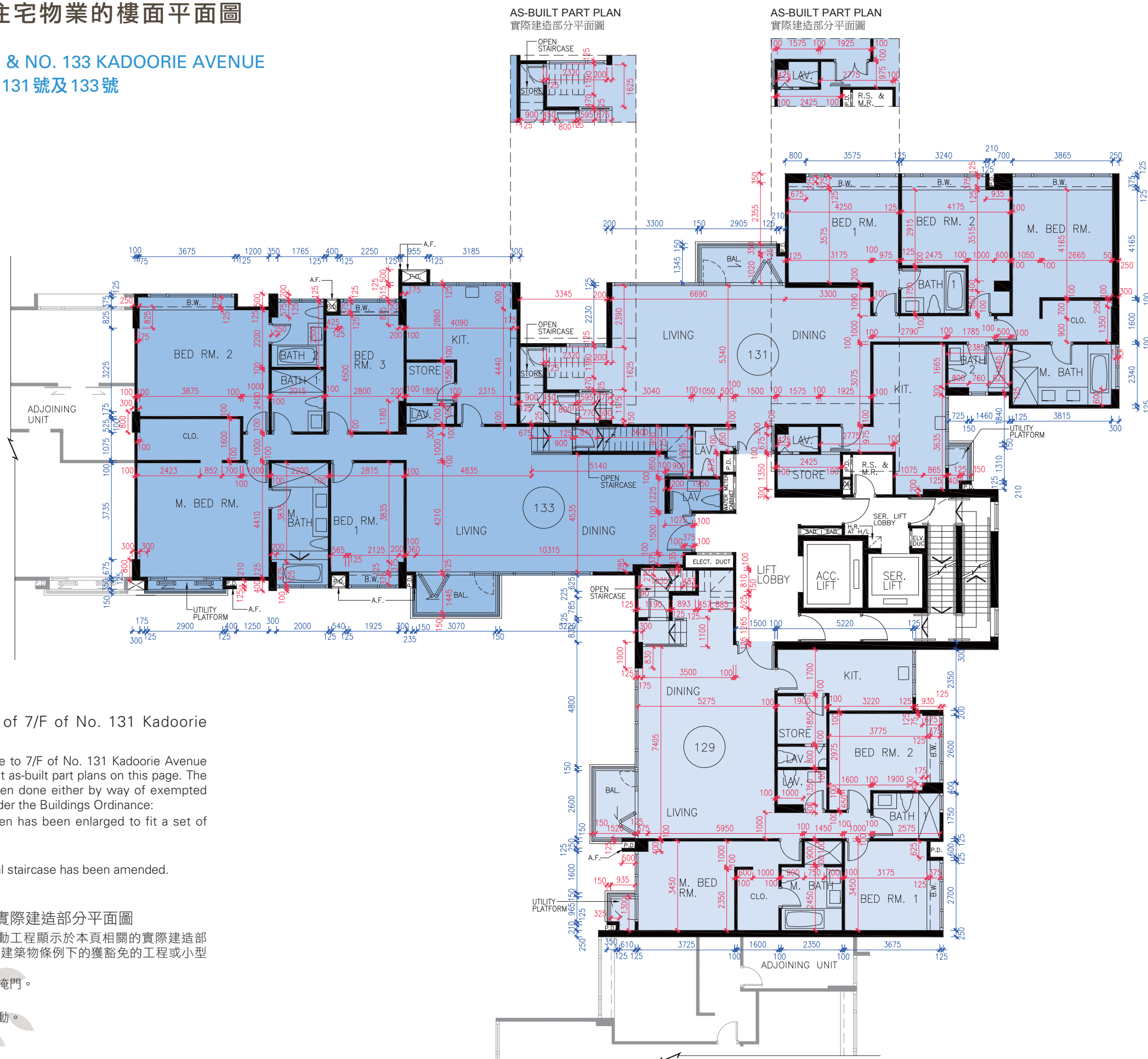
## 發展項目的住宅物業的樓面平面圖

NO. 129, NO. 131 & NO. 133 KADOORIE AVENUE

嘉道理道 129 號、131 號及 133 號

7/F FLOOR PLAN

7 樓平面圖



Note:

As-built part plans of 7/F of No. 131 Kadoorie Avenue

The alteration works done to 7/F of No. 131 Kadoorie Avenue are shown on the relevant as-built part plans on this page. The alteration works have been done either by way of exempted works or minor works under the Buildings Ordinance:

- a) Door opening of Kitchen has been enlarged to fit a set of double swing doors.
- b) Kerb has been omitted.
- c) Window next to internal staircase has been amended.

備註：

嘉道理道 131 號 7 樓實際建造部分平面圖

嘉道理道 131 號 7 樓的改動工程顯示於本頁相關的實際建造部分平面圖。改動工程均為建築物條例下的獲豁免的工程或小型工程：

- a) 擴大廚房門口及改成雙掩門。
- b) 移除門檻。
- c) 內部樓梯旁邊的窗戶改動。

Scale 比例：0 2 4M(米)

# FLOOR PLANS OF RESIDENTIAL PROPERTIES IN THE DEVELOPMENT

## 發展項目的住宅物業的樓面平面圖

The internal areas of the residential properties on the upper floors will generally be slightly larger than those on the lower floors because of the reducing thickness of the structural walls on the upper floors.

Note:

- 1. The dimensions of the floor plans are all structural dimensions in millimeter.
- 2. Please refer to page 22 and 23 of this sales brochure for legend of the terms and abbreviations shown on the floor plan above and the explanatory notes that are applicable thereto.

因住宅物業的較高樓層的結構牆的厚度遞減，較高樓層的內部面積，一般比較低樓層的內部面積稍大。

備註：

- 1. 樓面平面圖之尺規所列數字為以毫米標示之建築結構尺寸。
- 2. 以上平面圖中顯示之名詞、簡稱及其適用的附註，請參閱本售樓說明書第22及23頁。

Unit 單位	No. 129 Kadoorie Avenue 嘉道理道129號	No. 131 Kadoorie Avenue 嘉道理道131號	No. 133 Kadoorie Avenue 嘉道理道133號
Floor 樓層	7/F 7樓		
The thickness of the floor slabs (excluding plaster) of each residential property (mm) 每個住宅物業的樓板(不包括灰泥)厚度(毫米)	150	150, 175, 200, 250	150, 175
The floor-to-floor height of each residential property (mm) 每個住宅物業的層與層之間的高度(毫米)	3150, 3500, 3550, 3600, 3750	3150, 3400, 3500, 3600, 3650	3150, 3400, 3550, 3600, 3750



# FLOOR PLANS OF RESIDENTIAL PROPERTIES IN THE DEVELOPMENT

## 發展項目的住宅物業的樓面平面圖

The internal areas of the residential properties on the upper floors will generally be slightly larger than those on the lower floors because of the reducing thickness of the structural walls on the upper floors.

Note:

- 1. The dimensions of the floor plans are all structural dimensions in millimeter.
- 2. Please refer to page 22 and 23 of this sales brochure for legend of the terms and abbreviations shown on the floor plan above and the explanatory notes that are applicable thereto.

因住宅物業的較高樓層的結構牆的厚度遞減，較高樓層的內部面積，一般比較低樓層的內部面積稍大。

備註：

- 1. 樓面平面圖之尺規所列數字為以毫米標示之建築結構尺寸。
- 2. 以上平面圖中顯示之名詞、簡稱及其適用的附註，請參閱本售樓說明書第 22 及 23 頁。

Unit 單位	No. 129 Kadoorie Avenue 嘉道理道 129 號	No. 131 Kadoorie Avenue 嘉道理道 131 號	No. 133 Kadoorie Avenue 嘉道理道 133 號
Floor 樓層	Roof 天台		
The thickness of the floor slabs (excluding plaster) of each residential property (mm) 每個住宅物業的樓板 (不包括灰泥) 厚度 (毫米)	Not Applicable 不適用	Not Applicable 不適用	Not Applicable 不適用
The floor-to-floor height of each residential property (mm) 每個住宅物業的層與層之間的高度 (毫米)	Not Applicable 不適用	Not Applicable 不適用	Not Applicable 不適用



AREA OF RESIDENTIAL PROPERTIES IN THE DEVELOPMENT  
發展項目中的住宅物業的面積

Description of Residential Property 物業的描述			Saleable Area (Including balcony, utility platform and verandah, if any) sq. metre (sq. ft.) 實用面積 (包括露台、工作平台及陽台，如有) 平方米 (平方呎)	Area of other specified items (Not included in the Saleable Area) sq. metre (sq. ft.) 其他指明項目的面積 (不計算入實用面積) 平方米 (平方呎)									
Block Name 大廈名稱	Floor 樓層	Unit 單位		Air-conditioning Plant Room 空調機房	Bay Window 窗台	Cockloft 閣樓	Flat Roof 平台	Garden 花園	Parking Space 停車位	Roof 天台	Stairhood 梯屋	Terrace 前庭	Yard 庭院
Kadooria	1/F – 3/F & 5/F – 6/F 1樓至3樓及5樓至6樓	No. 111 Kadoorie Avenue 嘉道理道111號	140.951 (1,517) Balcony 露台：4.145 (45) Utility Platform 工作平台：1.755 (19)	–	4.918 (53)	–	–	–	–	–	–	–	–
	7/F 7樓		140.951 (1,517) Balcony 露台：4.145 (45) Utility Platform 工作平台：1.755 (19)	–	4.918 (53)	–	–	–	–	124.322 (1,338)	–	–	–
	1/F – 3/F & 5/F – 6/F 1樓至3樓及5樓至6樓	No. 113 Kadoorie Avenue 嘉道理道113號	180.666 (1,945) Balcony 露台：5.188 (56) Utility Platform 工作平台：1.668 (18)	–	4.400 (47)	–	–	–	–	–	–	–	–
	7/F 7樓		180.666 (1,945) Balcony 露台：5.188 (56) Utility Platform 工作平台：1.668 (18)	–	4.400 (47)	–	–	–	–	166.012 (1,787)	–	–	–
	1/F – 3/F & 5/F – 6/F 1樓至3樓及5樓至6樓	No. 115 Kadoorie Avenue 嘉道理道115號	117.704 (1,267) Balcony 露台：3.560 (38) Utility Platform 工作平台：1.600 (17)	–	1.425 (15)	–	–	–	–	–	–	–	–
	7/F 7樓		117.703 (1,267) Balcony 露台：3.559 (38) Utility Platform 工作平台：1.600 (17)	–	1.425 (15)	–	–	–	–	114.923 (1,237)	–	–	–

The saleable area and the floor areas of balcony, utility platform and verandah (if any) are calculated in accordance with Section 8 of the Residential Properties (First-hand Sales) Ordinance; and the areas of the other specified items (not included in the saleable area) are calculated in accordance with Part 2 of Schedule 2 of the Residential Properties (First-hand Sales) Ordinance.

Note:  
The areas as specified above in square feet are converted at a rate of 1 square metre = 10.764 square feet and rounded off to the nearest integer.

實用面積，以及露台、工作平台及陽台(如有)的樓面面積，是按照《一手住宅物業銷售條例》第8條計算得出的；而其他指明項目的面積(不計算入實用面積)，是按照《一手住宅物業銷售條例》附表2第2部計算得出的。

備註：  
上述以平方呎顯示之面積，均以1平方米=10.764平方呎換算，並四捨五入至整數。

AREA OF RESIDENTIAL PROPERTIES IN THE DEVELOPMENT

發展項目中的住宅物業的面積

Description of Residential Property 物業的描述			Saleable Area (Including balcony, utility platform and verandah, if any) sq. metre (sq. ft.) 實用面積 (包括露台、工作平台及陽台，如有) 平方米(平方呎)	Area of other specified items (Not included in the Saleable Area) sq. metre (sq. ft.) 其他指明項目的面積(不計算入實用面積) 平方米(平方呎)									
Block Name 大廈名稱	Floor 樓層	Unit 單位		Air-conditioning Plant Room 空調機房	Bay Window 窗台	Cockloft 閣樓	Flat Roof 平台	Garden 花園	Parking Space 停車位	Roof 天台	Stairhood 梯屋	Terrace 前庭	Yard 庭院
Kadooria	G/F 地下	No. 117 Kadoorie Avenue 嘉道理道 117 號	167.006 (1,798) Balcony 露台：－ Utility Platform 工作平台：－	－	－	－	－	70.251 (756)	－	－	－	－	－
	1/F – 3/F & 5/F 1 樓至3 樓及 5 樓		169.090 (1,820) Balcony 露台：5.188 (56) Utility Platform 工作平台：1.668 (18)	－	4.400 (47)	－	－	－	－	－	－	－	－
	6/F 6 樓		169.137 (1,821) Balcony 露台：5.188 (56) Utility Platform 工作平台：1.668 (18)	－	4.400 (47)	－	－	－	－	－	－	－	－
	7/F 7 樓		169.054 (1,820) Balcony 露台：5.188 (56) Utility Platform 工作平台：1.668 (18)	－	4.400 (47)	－	－	－	－	153.050 (1,647)	－	－	－
	G/F 地下	No. 119 Kadoorie Avenue 嘉道理道 119 號	151.819 (1,634) Balcony 露台：－ Utility Platform 工作平台：－	－	－	－	－	29.116 (313)	－	－	－	－	－
	1/F 1 樓		153.858 (1,656) Balcony 露台：4.719 (51) Utility Platform 工作平台：－	－	5.538 (60)	－	2.780 (30)	－	－	－	－	－	－
	2/F – 3/F & 5/F – 6/F 2 樓至3 樓及 5 樓至6 樓		155.351 (1,672) Balcony 露台：4.719 (51) Utility Platform 工作平台：1.493 (16)	－	5.538 (60)	－	－	－	－	－	－	－	－
	7/F 7 樓		155.687 (1,676) Balcony 露台：4.719 (51) Utility Platform 工作平台：1.496 (16)	－	5.538 (60)	－	－	－	－	142.325 (1,532)	－	－	－

The saleable area and the floor areas of balcony, utility platform and verandah (if any) are calculated in accordance with Section 8 of the Residential Properties (First-hand Sales) Ordinance; and the areas of the other specified items (not included in the saleable area) are calculated in accordance with Part 2 of Schedule 2 of the Residential Properties (First-hand Sales) Ordinance.

Note:  
The areas as specified above in square feet are converted at a rate of 1 square metre = 10.764 square feet and rounded off to the nearest integer.

實用面積，以及露台、工作平台及陽台(如有)的樓面面積，是按照《一手住宅物業銷售條例》第8條計算得出的；而其他指明項目的面積(不計算入實用面積)，是按照《一手住宅物業銷售條例》附表2第2部計算得出的。

備註：  
上述以平方呎顯示之面積，均以1平方米=10.764平方呎換算，並四捨五入至整數。

AREA OF RESIDENTIAL PROPERTIES IN THE DEVELOPMENT  
發展項目中的住宅物業的面積

Description of Residential Property 物業的描述			Saleable Area (Including balcony, utility platform and verandah, if any) sq. metre (sq. ft.) 實用面積 (包括露台、工作平台及陽台，如有) 平方米 (平方呎)	Area of other specified items (Not included in the Saleable Area) sq. metre (sq. ft.) 其他指明項目的面積 (不計算入實用面積) 平方米 (平方呎)									
Block Name 大廈名稱	Floor 樓層	Unit 單位		Air-conditioning Plant Room 空調機房	Bay Window 窗台	Cockloft 閣樓	Flat Roof 平台	Garden 花園	Parking Space 停車位	Roof 天台	Stairhood 梯屋	Terrace 前庭	Yard 庭院
Kadooria	G/F 地下	No. 121 Kadoorie Avenue 嘉道理道 121 號	165.545 (1,782) Balcony 露台：－ Utility Platform 工作平台：－	－	－	－	－	53.970 (581)	－	－	－	－	－
	1/F – 3/F 1 樓至 3 樓		172.397 (1,856) Balcony 露台：4.994 (54) Utility Platform 工作平台：2.030 (22)	－	4.742 (51)	－	－	－	－	－	－	－	－
	5/F 5 樓		172.397 (1,856) Balcony 露台：4.994 (54) Utility Platform 工作平台：2.030 (22)	－	4.742 (51)	－	－	－	－	－	－	－	－
	6/F & 7/F 6 樓及 7 樓		293.731 (3,162) Balcony 露台：4.994 (54) Utility Platform 工作平台：－	－	2.623 (28)	－	12.147 (131)	－	－	147.543 (1,588)	－	－	－
	G/F 地下	No. 123 Kadoorie Avenue 嘉道理道 123 號	182.161 (1,961) Balcony 露台：－ Utility Platform 工作平台：－	－	－	－	－	71.253 (767)	－	－	－	－	－
	1/F 1 樓		204.005 (2,196) Balcony 露台：4.992 (54) Utility Platform 工作平台：1.625 (17)	－	4.426 (48)	－	13.104 (141)	－	－	－	－	－	－
	2/F – 3/F & 5/F – 6/F 2 樓至 3 樓及 5 樓至 6 樓		204.005 (2,196) Balcony 露台：4.992 (54) Utility Platform 工作平台：1.625 (17)	－	4.426 (48)	－	－	－	－	－	－	－	－
	7/F 7 樓		280.461 (3,019) Balcony 露台：4.992 (54) Utility Platform 工作平台：1.625 (17)	－	1.313 (14)	－	39.337 (423)	－	－	262.786 (2,829)	－	－	－

The saleable area and the floor areas of balcony, utility platform and verandah (if any) are calculated in accordance with Section 8 of the Residential Properties (First-hand Sales) Ordinance; and the areas of the other specified items (not included in the saleable area) are calculated in accordance with Part 2 of Schedule 2 of the Residential Properties (First-hand Sales) Ordinance.

Note:  
The areas as specified above in square feet are converted at a rate of 1 square metre = 10.764 square feet and rounded off to the nearest integer.

實用面積，以及露台、工作平台及陽台(如有)的樓面面積，是按照《一手住宅物業銷售條例》第8條計算得出的；而其他指明項目的面積(不計算入實用面積)，是按照《一手住宅物業銷售條例》附表2第2部計算得出的。

備註：  
上述以平方呎顯示之面積，均以1平方米=10.764平方呎換算，並四捨五入至整數。

AREA OF RESIDENTIAL PROPERTIES IN THE DEVELOPMENT

發展項目中的住宅物業的面積

Description of Residential Property 物業的描述			Saleable Area (Including balcony, utility platform and verandah, if any) sq. metre (sq. ft.) 實用面積 (包括露台、工作平台及陽台，如有) 平方米 (平方呎)	Area of other specified items (Not included in the Saleable Area) sq. metre (sq. ft.) 其他指明項目的面積 (不計算入實用面積) 平方米 (平方呎)									
Block Name 大廈名稱	Floor 樓層	Unit 單位		Air-conditioning Plant Room 空調機房	Bay Window 窗台	Cockloft 閣樓	Flat Roof 平台	Garden 花園	Parking Space 停車位	Roof 天台	Stairhood 梯屋	Terrace 前庭	Yard 庭院
Kadooria	G/F 地下	No. 125 Kadoorie Avenue 嘉道理道 125 號	142.270 (1,531) Balcony 露台：－ Utility Platform 工作平台：－	－	－	－	－	50.308 (542)	－	－	－	－	－
	1/F 1 樓		124.780 (1,343) Balcony 露台：3.631 (39) Utility Platform 工作平台：1.496 (16)	－	1.175 (13)	－	10.874 (117)	－	－	－	－	－	－
	2/F – 3/F & 5/F – 6/F 2 樓至 3 樓及 5 樓至 6 樓		121.833 (1,311) Balcony 露台：3.631 (39) Utility Platform 工作平台：1.496 (16)	－	4.123 (44)	－	－	－	－	－	－	－	－
	G/F 地下	No. 127 Kadoorie Avenue 嘉道理道 127 號	136.267 (1,467) Balcony 露台：－ Utility Platform 工作平台：－	－	－	－	－	26.018 (280)	－	－	－	－	－
	1/F – 3/F & 5/F – 6/F 1 樓至 3 樓及 5 樓至 6 樓		145.941 (1,571) Balcony 露台：4.791 (52) Utility Platform 工作平台：1.500 (16)	－	1.500 (16)	－	－	－	－	－	－	－	－
	7/F 7 樓		142.117 (1,530) Balcony 露台：4.792 (52) Utility Platform 工作平台：1.500 (16)	－	1.500 (16)	－	－	－	－	128.622 (1,384)	－	－	－
	1/F – 3/F & 5/F – 6/F 1 樓至 3 樓及 5 樓至 6 樓	No. 129 Kadoorie Avenue 嘉道理道 129 號	145.941 (1,571) Balcony 露台：4.844 (52) Utility Platform 工作平台：1.592 (17)	－	2.713 (29)	－	－	－	－	－	－	－	－
	7/F 7 樓		146.423 (1,576) Balcony 露台：4.844 (52) Utility Platform 工作平台：1.592 (17)	－	2.713 (29)	－	－	－	－	133.181 (1,434)	－	－	－

The saleable area and the floor areas of balcony, utility platform and verandah (if any) are calculated in accordance with Section 8 of the Residential Properties (First-hand Sales) Ordinance; and the areas of the other specified items (not included in the saleable area) are calculated in accordance with Part 2 of Schedule 2 of the Residential Properties (First-hand Sales) Ordinance.

Note:  
The areas as specified above in square feet are converted at a rate of 1 square metre = 10.764 square feet and rounded off to the nearest integer.

實用面積，以及露台、工作平台及陽台(如有)的樓面面積，是按照《一手住宅物業銷售條例》第8條計算得出的；而其他指明項目的面積(不計算入實用面積)，是按照《一手住宅物業銷售條例》附表2第2部計算得出的。

備註：  
上述以平方呎顯示之面積，均以1平方米=10.764平方呎換算，並四捨五入至整數。



AREA OF RESIDENTIAL PROPERTIES IN THE DEVELOPMENT  
發展項目中的住宅物業的面積

Description of Residential Property 物業的描述			Saleable Area (Including balcony, utility platform and verandah, if any) sq. metre (sq. ft.) 實用面積 (包括露台、工作平台及陽台，如有) 平方米 (平方呎)	Area of other specified items (Not included in the Saleable Area) sq. metre (sq. ft.) 其他指明項目的面積 (不計算入實用面積) 平方米 (平方呎)									
Block Name 大廈名稱	Floor 樓層	Unit 單位		Air-conditioning Plant Room 空調機房	Bay Window 窗台	Cockloft 閣樓	Flat Roof 平台	Garden 花園	Parking Space 停車位	Roof 天台	Stairhood 梯屋	Terrace 前庭	Yard 庭院
Kadooria	1/F 1樓	No. 131 Kadoorie Avenue 嘉道理道 131 號	211.314 (2,275) Balcony 露台：－ Utility Platform 工作平台：1.655 (18)	－	1.673 (18)	－	10.526 (113)	75.558 (813)	－	－	－	－	－
	2/F 2樓		185.733 (1,999) Balcony 露台：－ Utility Platform 工作平台：1.655 (18)	－	7.240 (78)	－	23.768 (256)	－	－	－	－	－	－
	3/F & 5/F – 6/F 3樓及 5樓至6樓		190.728 (2,053) Balcony 露台：4.995 (54) Utility Platform 工作平台：1.655 (18)	－	7.240 (78)	－	－	－	－	－	－	－	－
	7/F 7樓		189.480 (2,040) Balcony 露台：4.995 (54) Utility Platform 工作平台：1.655 (18)	－	5.567 (60)	－	－	－	－	177.820 (1,914)	－	－	－
	G/F 地下	No. 133 Kadoorie Avenue 嘉道理道 133 號	222.941 (2,400) Balcony 露台：－ Utility Platform 工作平台：－	－	1.025 (11)	－	－	187.048 (2,013)	－	－	－	－	－
	1/F 1樓		206.165 (2,219) Balcony 露台：5.375 (58) Utility Platform 工作平台：1.625 (17)	－	4.176 (45)	－	－	－	－	－	－	－	－
	2/F – 3/F & 5/F – 6/F 2樓至3樓及 5樓至6樓		206.152 (2,219) Balcony 露台：5.375 (58) Utility Platform 工作平台：1.625 (17)	－	4.176 (45)	－	－	－	－	－	－	－	－
	7/F 7樓		206.917 (2,227) Balcony 露台：5.375 (58) Utility Platform 工作平台：1.625 (17)	－	4.176 (45)	－	－	－	－	196.187 (2,112)	－	－	－

The saleable area and the floor areas of balcony, utility platform and verandah (if any) are calculated in accordance with Section 8 of the Residential Properties (First-hand Sales) Ordinance; and the areas of the other specified items (not included in the saleable area) are calculated in accordance with Part 2 of Schedule 2 of the Residential Properties (First-hand Sales) Ordinance.

Note:  
The areas as specified above in square feet are converted at a rate of 1 square metre = 10.764 square feet and rounded off to the nearest integer.

實用面積，以及露台、工作平台及陽台(如有)的樓面面積，是按照《一手住宅物業銷售條例》第8條計算得出的；而其他指明項目的面積(不計算入實用面積)，是按照《一手住宅物業銷售條例》附表2第2部計算得出的。

備註：  
上述以平方呎顯示之面積，均以1平方米=10.764平方呎換算，並四捨五入至整數。

# FLOOR PLANS OF PARKING SPACES IN THE DEVELOPMENT

## 發展項目中的停車位的樓面平面圖

B2/F FLOOR PLAN  
地庫二層平面圖



Number, Dimensions and Areas of Parking Spaces on B2/F: 地庫二層停車位數目、尺寸及面積：				
Category of Parking Space 停車位類別		Number 數目	Dimensions of Each of the Parking Space (W x L) (m.) 每個停車位的尺寸 (闊x長)(米)	Area of Each of the Parking Space (sq. m.) 每個停車位的面積 (平方米)
Parking Spaces 停車位		53	2.5 x 5	12.5
Visitor Parking Spaces 訪客停車位		4	2.5 x 5	12.5
Accessible Parking Spaces 暢通易達停車位		2	3.5 x 5	17.5
Accessible Visitor Parking Spaces 暢通易達訪客停車位		1	3.5 x 5	17.5
Motorcycle Parking Spaces 電單車停車位		6	1 x 2	2

# FLOOR PLANS OF PARKING SPACES IN THE DEVELOPMENT

## 發展項目中的停車位的樓面平面圖

B1/F FLOOR PLAN  
地庫一層平面圖



**Number, Dimensions and Areas of Parking Spaces on B1/F:**  
**地庫一層停車位數目、尺寸及面積：**

Category of Parking Space 停車位類別	Number 數目	Dimensions of Each of the Parking Space (W x L) (m.) 每個停車位的尺寸 (闊x長)(米)	Area of Each of the Parking Space (sq. m.) 每個停車位的面積 (平方米)
Parking Spaces 停車位	61	2.5 x 5	12.5
Motorcycle Parking Spaces 電單車停車位	6	1 x 2	2

# SUMMARY OF PRELIMINARY AGREEMENT FOR SALE AND PURCHASE

## 臨時買賣合約的摘要

1. A preliminary deposit of 5% of the purchase price is payable on the signing of the preliminary agreement for sale and purchase (the “Preliminary Agreement”).
  2. The preliminary deposit paid by the purchaser on the signing of the Preliminary Agreement will be held by a firm of solicitors acting for the owner, as stakeholders.
  3. If the purchaser fails to execute the agreement for sale and purchase within 5 working days after the date on which the purchaser enters into the Preliminary Agreement:
    - (a) the Preliminary Agreement is terminated;
    - (b) the preliminary deposit is forfeited; and
    - (c) the owner does not have any further claim against the purchaser for the failure.
1. 在簽署臨時買賣合約(「臨時合約」)時須支付樓價5%的臨時訂金。
  2. 買方在簽署臨時合約時支付的臨時訂金，會由代表擁有人行事的律師事務所以保證金保存人的身分持有。
  3. 如買方沒有於訂立臨時合約的日期後5個工作日內簽立買賣合約：
    - (a) 臨時合約即告終止；
    - (b) 有關的臨時訂金即予沒收；及
    - (c) 擁有人不得就買方沒有簽立買賣合約而向買方提出進一步申索。



# SUMMARY OF DEED OF MUTUAL COVENANT

## 公契的摘要

A Deed of Mutual Covenant and Management Agreement (“DMC”) in respect of the residential properties in the Development will be entered into among the First Owner (i.e. Hang Wah Chong Investment Company Limited, being the Vendor referred to in other parts of this Sales Brochure), the Manager (i.e. Tylfull Realty Management Company Limited) and an owner of the Development.

### A. Common parts of the Development

1. **“Common Areas and Facilities”** means, collectively, the Estate Common Areas and Facilities, the Residential Common Areas and Facilities, the Carpark Common Areas and Facilities, and all those parts and such of the areas and facilities (if any) of the Development designated as common areas and facilities by the First Owner in accordance with the provisions of the DMC or by the relevant Owners (as defined in the DMC) in any Sub-Deed (as defined in the DMC).
2. **“Estate Common Areas and Facilities”** means:
  - (a) all foundations, columns and structures, retaining walls (excluding any plants and vegetation thereon on the Ground Floor which shall form part of the Residential Common Areas and Facilities), passages, entrances, staircases, landings, landscaped areas (excluding the Covered Landscape Area (as defined in the DMC)), potable and flushing water pump room, potable water tanks, flushing water tanks, sprinkler and fire services pump room, sprinkler water tanks, sprinkler system and installation, fire services installations, water meter room, transformer room, electricity meter rooms, low voltage switch room, high voltage switch room, emergency generator room, voltage rooms, voltage ducts, fuel tank, discharge air duct, lighting systems, lighting conduits and fittings, driveways at Ground Floor, ramps, run-in and run-out, loading and unloading space, caretaker’s office, caretaker’s quarter, guard room, refuse storage and material recovery chamber, petrol interceptors at underground, telecommunications and broadcasting room, pump rooms, meter rooms, screen wall, planters, drains (including any road drainage system passing through the Land (as defined in the DMC)), gutters, watercourses, channels, sewers (including any sewer, drain or pipe constructed by the First Owner on or beneath Government land serving the Development or any part thereof), meters, transformers and ancillary installations and facilities, lighting fixtures, control panels, pipes, ducts, wires, cables, valves, switches and other facilities whether ducted or otherwise through which fresh or salt water, sewage, gas, electricity, air-conditioning, mechanical ventilation and other services are supplied to the Development, pumps, electrical installations, refuse disposal equipment, fittings, equipment and apparatus, fire prevention and fighting equipment and apparatus, security systems and apparatus, service lifts, lifts, lift shafts, lift machine room, lift doors, lift buttons and lift indicators (but excluding those which form part of the Residential Common Areas and Facilities), roofs (other than those forming part of a Residential Unit (as defined in the DMC) and Residential Common Areas and Facilities) and flat roofs (other than those forming part of a Residential Unit and Residential Common Areas and Facilities);
  - (b) (i) such parts of the boundary wall of the Development facing Kadoorie Avenue and (ii) such parts of the external walls on the Ground Floor which are for identification purposes only shown and coloured Red on the plans annexed to the DMC;
  - (c) such other areas, systems, devices, services and facilities of and in the Land and the Development as may at any time be designated as Estate Common Areas and Facilities by the First Owner in accordance with the provisions of the DMC; and
  - (d) to the extent not specifically provided in paragraphs (a) to (c) above, such other parts of the Land and the Development as may fall within the definition of “common parts” as defined in the BMO (as defined in the DMC),

and such other areas and any other systems, services, devices and facilities provided for or installed in the Development intended for the common use and benefit of the Development as a whole and not just any particular Unit (as defined in the DMC) and which are (if and where capable of being shown on plans) for identification purposes only shown coloured Red on the plans annexed to the DMC, but shall exclude the Residential Common Areas and Facilities, the Carpark Common Areas and Facilities and such areas within the Development the exclusive right and privilege to hold, use, occupy and enjoy which belongs to any particular Owner and such facilities within the Development serving only any particular Owner PROVIDED THAT, where appropriate, if (i) any parts of the Development covered by paragraph (a) of the definition of

“common parts” set out in section 2 of the BMO and/or (ii) any parts specified in the schedule 1 to the BMO and included under paragraph (b) of the definition of “common parts” set out in section 2 of the BMO, such parts shall, unless forming part of a Unit or the Carpark Common Areas and Facilities or the Residential Common Areas and Facilities, be deemed to have been included as, and shall form part of, the Estate Common Areas and Facilities.

### 3. **“Residential Common Areas and Facilities”** means:

- (a) any louvers on the external walls, architectural features (including any metal architectural features installed within the balconies of the Residential Units), external claddings and features, roof (other than those forming part of a Residential Unit), upper roof, top roof, roof above any balconies, utility platforms and bay windows, cat ladders, open areas, footpath, the Recreational Facilities (as defined in the DMC), residents’ recreational facilities, gymnasium, swimming pool, Jacuzzi, children play area, seating area, changing rooms and toilets, landscape areas (including landscaping on the surface of the Slope Structures (as defined in the DMC) and on the surface of the retaining wall on the Ground Floor), planters (other than those forming part of the Estate Common Areas and Facilities), water tank and pump room, fire services pump room, fire services water tank, common corridors, refuse rooms, fan rooms, pump room, screen wall, flush water tanks, electricity rooms, electricity ducts, cable ducts, entrance lobby(ies), water features, switch rooms, flat roofs (other than those forming part of a Residential Unit), filtration plant and heat pump room, air-conditioning plant room, air-conditioning platforms (including the grilles and any other features installed or to be installed by the Manager), logistic services room, surface of the bottom of balconies, utility platforms and bay windows, main entrances, entrance gates, communal antenna systems, communal radio / television aerials, cable television system, passages, entrances, staircases, landings, lighting systems, lighting conduits and fittings, lighting fixtures, drains (including any road drainage system passing through the Land), electrical ducts, gutters, watercourses, channels, sewers (including any sewer, drain or pipe constructed by the First Owner on or beneath Government land serving exclusively the Residential Units or any part thereof), vent pipes of the drain pipes running on the floor or wall of flat roofs of Residential Units, vent pipes of the drain pipes running under the parapet of roofs of Residential Units, meters, control panels, manholes connecting the Communal Access Routes (as defined in the DMC), pipes, ducts, wires, cables, gas valves, switches and other facilities whether ducted or otherwise through which fresh or salt water, sewage, gas, electricity, air-conditioning, mechanical ventilation and other services are supplied to the Residential Units, pumps, sanitary fittings, electrical installations, refuse disposal equipment, fittings, equipment and apparatus, fire prevention and fighting equipment and apparatus, sprinkler system, security systems and apparatus, towngas control room, pipe ducts, electrical cabinet, water meter cabinet, cable room, plumbing & drainage pipe duct, lifts, service lifts, lift shafts, lift vents, lift machine rooms, lift lobbies and service lift lobbies;
- (b) the external walls of the Development other than those forming part of the Estate Common Areas and Facilities;
- (c) the fence walls (excluding the plaster and covering of the internal surface and any glass and metal balustrade thereon) abutting onto any part of the garden or flat roof or roof of a Residential Unit;
- (d) Visitor Parking Spaces (as defined in the DMC);
- (e) Covered Landscape Area (as defined in the DMC); and
- (f) such other areas, systems, devices, services and facilities of and in the Land and the Development as may at any time be designated as Residential Common Areas and Facilities by the First Owner in accordance with the provisions of the DMC,

and such other areas and any other systems, services, devices and facilities provided for or installed in the Residential Units intended for the common use and benefit of the Residential Units as a whole and not just any particular Residential Unit and which are (insofar as the same are capable of being identified on plan) for the purposes of identification only shown coloured Indigo on the plans annexed to the DMC but shall exclude the Estate Common Areas and Facilities, the Carpark Common Areas and Facilities and such areas within the Development the exclusive right and privilege to hold, use, occupy and enjoy which belongs to any particular Owner and such facilities within the Development serving only any particular Owner.

# SUMMARY OF DEED OF MUTUAL COVENANT

## 公契的摘要

4. **“Carpark Common Areas and Facilities”** means:

- (a) such areas on Basement 2, Basement 1 and the Ground Floor of the Development (other than those specifically designated as the Parking Spaces (as defined in the DMC), the Motorcycle Parking Spaces (as defined in the DMC) and the Visitor Parking Spaces and shown on the Building Plans (as defined in the DMC)) including driveways, passages, ramps, control gates and panels, columns, walls and beams and all the water pipes, drains, wires, cables, lighting, smoke vent, car park air vent ducts, service ducts, air ducts, electrical ducts, fan room, fresh air intake fan room, car park exhaust fan room, screen wall, mechanical ventilation system, communal antenna systems, fire fighting installation and equipment serving the Parking Spaces, the Motorcycle Parking Spaces and the Visitor Parking Spaces as a whole, staircases which are for identification purpose only shown and marked “STAIR-EB1” on the Basement 2 Floor Plan annexed to the DMC and “STAIR-EB1” and “STAIR-PB1” on the Basement 1 Floor Plan annexed to the DMC and any other facilities installed for the use and benefit of the Parking Spaces, the Motorcycle Parking Spaces and the Visitor Parking Spaces and which are (if and where capable of being shown on plans) for identification purposes only shown and coloured Yellow on the plans annexed to the DMC; and
- (b) such other areas, systems, devices, services and facilities of and in the Land and the Development as may at any time be designated as Carpark Common Areas and Facilities by the First Owner in accordance with the provisions of the DMC,

but shall exclude the Estate Common Areas and Facilities and the Residential Common Areas and Facilities and such areas within the Development the exclusive right and privilege to hold, use, occupy and enjoy which belongs to any particular Owner and such facilities within the Development serving only any particular Owner.

B. **Number of undivided shares assigned to each residential property in the Development**

Unit Floor	No. 111 Kadoorie Avenue	No. 113 Kadoorie Avenue	No. 115 Kadoorie Avenue	No. 117 Kadoorie Avenue	No. 119 Kadoorie Avenue	No. 121 Kadoorie Avenue
G/F	–	–	–	1758	1555	1723
1/F	1416	1812	1179	1696	1549	1730
2/F	1416	1812	1179	1696	1560	1730
3/F	1416	1812	1179	1696	1560	1730
5/F	1416	1812	1179	1696	1560	1730
6/F	1416	1812	1179	1697	1560	3140
7/F	1571	2020	1322	1887	1742	

Unit Floor	No. 123 Kadoorie Avenue	No. 125 Kadoorie Avenue	No. 127 Kadoorie Avenue	No. 129 Kadoorie Avenue	No. 131 Kadoorie Avenue	No. 133 Kadoorie Avenue
G/F	1911	1486	1395	–	–	2465
1/F	2062	1263	1461	1463	2223	2067
2/F	2046	1223	1461	1463	1896	2067
3/F	2046	1223	1461	1463	1916	2067
5/F	2046	1223	1461	1463	1916	2067
6/F	2046	1223	1461	1463	1916	2067
7/F	3184	–	1584	1634	2124	2320

Note: 4/F is omitted

C. **Term of years for which the Manager of the Development is appointed**

The DMC Manager, Tylfull Realty Management Company Limited, will be appointed as the first Manager to manage the Land and the Development for an initial period of two years from the date of the DMC and thereafter shall continue to manage the Development until its appointment is terminated in accordance with the provisions of the DMC.

D. **Basis on which the management expenses are shared among the owners of the residential properties in the Development**

1. Each Owner of a Residential Unit shall contribute his due proportion of the budgeted Residential Management Expenses (as defined in the DMC) which proportion shall be equal to the Undivided Shares of his Residential Unit divided by the total Undivided Shares of all the Residential Units in the Development.
2. Each Owner of a Residential Unit shall also contribute his due proportion of the budgeted Carpark Management Expenses (as defined in the DMC) which proportion shall be equal to a fraction of a percentage (calculated in accordance with the formula set out below) of the budgeted Carpark Management Expenses. The numerator of the said fraction shall be the number of Undivided Shares of his Residential Unit and the denominator shall be the total Undivided Shares of all Residential Units in the Development.

The said percentage = 
$$\frac{\text{Number of Visitor Parking Spaces}}{\text{Number of Visitor Parking Spaces} + \text{Number of Parking Spaces} + (\text{Number of Motorcycle Parking Spaces} \times 0.16)}$$

3. Each Owner of the Development shall contribute his due proportion of the budgeted Development Management Expenses (as defined in the DMC) which proportion shall be equal to the Undivided shares of all Units owned by him divided by the total Undivided Shares of all the Units of the Development.

E. **Basis on which the management fee deposit is fixed**

The management fee deposit is equivalent to three months’ contribution towards the first year’s budgeted management expenses.

F. **Areas (if any) in the Development retained by the owner for that owner’s own use.**

Not applicable.

Note:

For full details, please refer to the DMC which is free for inspection during opening hours at the sales office. Full script of the DMC is available for inspection upon request at the sales office and copies of the DMC can be obtained upon paying necessary photocopying charges.



# SUMMARY OF DEED OF MUTUAL COVENANT

## 公契的摘要

第一業主(即恒華昌置業有限公司，其為本售樓說明書其他部分所指的賣方)、管理人(即泰富物業管理有限公司)和發展項目的一名業主將會簽訂一份有關發展項目住宅物業的大廈公契及管理協議(「公契」)。

### A. 發展項目公用部分

1. **「公用地方及設施」**合指屋苑公用地方及設施、住宅公用地方及設施、停車場公用地方及設施，以及第一業主根據公契的條文或有關業主在任何分公契(定義見公契)中指定為公用地方及設施的發展項目內所有有關部分、地方及設施(如有)。
2. **「屋苑公用地方及設施」**是指：
  - (a) 所有地基、支柱和構築物、護土牆(不包括其位於地下(須構成住宅公用地方及設施的一部分)的任何植物和草木)、通道、入口、樓梯、樓梯平台、園藝區(不包括有蓋環境美化區(定義見公契))、食水及沖廁水泵房、食水水缸、沖廁水水缸、花灑及消防泵房、花灑水缸、花灑系統及裝置、消防裝置、水錶房、電力變壓房、電錶房、低壓電掣房、高壓電掣房、緊急發電機房、電壓房、電壓槽、燃料缸、排氣管道、照明系統、照明導管及裝置、地下的行車道、斜路、車道入口及出口、上落貨車位、管理員辦事處、管理員宿舍、警衛室、垃圾儲存及物料回收房、地底截油器、電訊及廣播器材室、泵房、儀錶房、分隔牆、花槽、排水渠(包括任何通過該土地(定義見公契)的道路排水系統)、簷溝、水道、渠、污水渠(包括第一業主在政府土地之上或之下建造用以服務發展項目或其任何部分的任何污水渠、排水渠或喉管)、儀錶、變壓器與附屬裝置及設施、照明裝置、控制板、喉管、管道、電線、電纜、閘、開關掣及其他為發展項目提供鹹淡水、排污、氣體、電力、空調、機械通風及其他服務的各項設施(不論是否用管道輸送)、泵、電力裝置、垃圾處理設備、裝置、設備及設施、防火及消防設備及設施、保安系統及設施、載貨升降機、升降機、升降機槽、升降機機房、升降機門、升降機按鈕及升降機指示燈(但不包括構成住宅公用地方及設施之一部分者)、天台(構成住宅單位(定義見公契)和住宅公用地方及設施一部分的天台除外)以及平台(構成住宅單位和住宅公用地方及設施一部分的平台除外)；
  - (b) (i)發展項目面向嘉道理道的邊界牆部分，及(ii)地下的外牆部分，其位置在附錄於公契的圖則上用紅色顯示僅作識別之用；
  - (c) 第一業主在任何時候按公契的規定指定為屋苑公用地方及設施的該土地及發展項目內其他地方、系統、裝置、服務及設施；及
  - (d) 凡上文(a)至(c)段無具體規定的，是指該土地及發展項目中被建築物管理條例(定義見公契)的「公用部分」定義涵蓋的其他部分，

以及為發展項目提供或在發展項目安裝擬整體供發展項目共用和享用，而非只供任何特定單位(定義見公契)使用和其他地方和任何其他系統、服務、裝置及設施，其位置(若可在圖則上顯示)在附錄於公契的圖則上用紅色顯示僅作識別之用，但不包括住宅公用地方及設施、停車場公用地方及設施和發展項目內只賦予任何特定業主專有權利及特權持有、使用、佔用和享用的地方，以及發展項目內只為任何特定業主服務的設施；然而，在適當的情況下，若(i)發展項目中任何部分被建築物管理條例第2條的「公用部分」定義(a)段涵蓋，及／或(ii)被建築物管理條例附表1指明及被該條例第2條的「公用部分」定義(b)段所包含，該等部分(除非構成一個單位或停車場公用地方及設施或住宅公用地方及設施的一部分)應當作包括在屋苑公用地方及設施之內及構成其一部分。

3. **「住宅公用地方及設施」**是指：

- (a) 外牆任何百葉窗、建築裝飾(包括住宅單位露台內安裝的任何金屬建築裝飾)、外飾面和裝飾、天台(構成住宅單位一部分的天台除外)、上層天台、頂層天台、任何露台、工作平台及窗台之上的天台、豎梯、休憩用地、行人徑、康樂設施(定義見公契)、住客康樂設施、健身室、泳池、按摩池、兒童遊樂區、休憩處、更衣室及洗手間、園藝區(包括斜坡構築物(定義見公契)表面和地下的護土牆表面的環境美化)、花槽(構成屋苑公用地方及設施一部分的花槽除外)、水缸和泵房、消防泵房、消防水缸、公用走廊、垃圾房、風機房、泵房、分隔牆、沖廁水水缸、電力房、電線槽、電纜槽、入口大堂、水裝飾、電掣房、平台(構成住宅單位一部分的平台除外)、過濾機和熱泵房、空調機機房、空調機平台(包括欄柵及其他由管理人安裝或將由管理人安裝的其他裝飾)、物流服務室、露台、工作平台及窗台底

部的表面、大門入口、入口大閘、公共天線系統、公共無線電／電視天線、有線電視系統、通道、入口、樓梯、樓梯平台、照明系統、照明導管及裝置、照明裝置、排水渠(包括任何通過該土地的道路排水系統)、電線槽、簷溝、水道、渠、污水渠(包括第一業主在政府土地之上或之下建造專門服務住宅單位或其任何部分的任何污水渠、排水渠或喉管)、住宅單位平台地板或牆壁上的排水管的排氣管、住宅單位天台護牆之下的排水管的排氣管、儀錶、控制板、連接共用通道(定義見公契)的沙井、喉管、管道、電線、電纜、氣閘、開關掣及其他為住宅單位提供鹹淡水、排污、氣體、電力、空調、機械通風及其他服務的各項設施(不論是否用管道輸送)、泵、衛生設備、電力裝置、垃圾處理設備、裝置、設備及設施、防火及消防設備及設施、花灑系統、保安系統及設施、煤氣控制室、管槽、電錶櫃、水錶櫃、電纜室、供排水管道、升降機、載貨升降機、升降機槽、升降機通風口、升降機機房、升降機大堂及載貨升降機大堂；

- (b) 發展項目的外牆，但構成屋苑公用地方及設施一部分的外牆除外；
- (c) 鄰接一個住宅單位的花園或平台或天台任何部分的圍牆(不包括內表面的批盪及覆蓋物及其上的玻璃及金屬欄杆)；
- (d) 訪客車位(定義見公契)；
- (e) 有蓋環境美化區(定義見公契)；及
- (f) 第一業主在任何時候按公契的規定指定為住宅公用地方及設施的該土地及發展項目內其他地方、系統、裝置、服務及設施，

以及為住宅單位提供或在住宅單位安裝擬整體供住宅單位共用和享用，而非只供任何特定住宅單位使用和其他地方和任何其他系統、服務、裝置及設施，其位置(若可在圖則上顯示)在附錄於公契的圖則上用靛藍色顯示僅作識別之用，但不包括屋苑公用地方及設施、停車場公用地方及設施和發展項目內只賦予任何特定業主專有權利及特權持有、使用、佔用和享用的地方，以及發展項目內只為任何特定業主服務的設施。

4. **「停車場公用地方及設施」**是指：

- (a) 發展項目的地庫二層、地庫一層和地下的地方(特別指定為車位(定義見公契)、電單車車位(定義見公契)和訪客車位並且在建築圖則(定義見公契)上顯示的地方除外)，包括行車道、通道、斜路、控制閘和控制板、支柱、牆壁和樑、以及整體服務車位、電單車車位和訪客車位的所有水管、排水渠、電線、電纜、照明、排煙口、停車場通風管道、設施管道、氣槽、電線槽、風機房、鮮風進風機房、停車場抽氣扇、分隔牆、機械通風系統、公共天線系統、消防裝置及設備、樓梯，其位置在附錄於公契的地庫二層平面圖上顯示和標示為“STAIR-EB1”，及在附錄於公契的地庫一層平面圖上顯示和標示為“STAIR-EB1”和“STAIR-PB1”僅作識別之用，以及為供車位、電單車車位和訪客車位使用和其他地方而安裝的任何其他設施，其位置(若可在圖則上顯示)在附錄於公契的圖則上用黃色顯示僅作識別之用；及
- (b) 第一業主在任何時候按公契的規定指定為停車場公用地方及設施的該土地及發展項目內其他地方、系統、裝置、服務及設施，但不包括屋苑公用地方及設施、住宅公用地方及設施和發展項目內只賦予任何特定業主專有權利及特權持有、使用、佔用和享用的地方，以及發展項目內只為任何特定業主服務的設施。

# SUMMARY OF DEED OF MUTUAL COVENANT

## 公契的摘要

### B. 分配予發展項目中的每個住宅物業的不分割份數的數目

單位 樓層	嘉道理道 111 號	嘉道理道 113 號	嘉道理道 115 號	嘉道理道 117 號	嘉道理道 119 號	嘉道理道 121 號
地下	–	–	–	1758	1555	1723
1 樓	1416	1812	1179	1696	1549	1730
2 樓	1416	1812	1179	1696	1560	1730
3 樓	1416	1812	1179	1696	1560	1730
5 樓	1416	1812	1179	1696	1560	1730
6 樓	1416	1812	1179	1697	1560	3140
7 樓	1571	2020	1322	1887	1742	

單位 樓層	嘉道理道 123 號	嘉道理道 125 號	嘉道理道 127 號	嘉道理道 129 號	嘉道理道 131 號	嘉道理道 133 號
地下	1911	1486	1395	–	–	2465
1 樓	2062	1263	1461	1463	2223	2067
2 樓	2046	1223	1461	1463	1896	2067
3 樓	2046	1223	1461	1463	1916	2067
5 樓	2046	1223	1461	1463	1916	2067
6 樓	2046	1223	1461	1463	1916	2067
7 樓	3184	–	1584	1634	2124	2320

備註：不設 4 樓

### C. 有關發展項目的管理人的委任年期

公契管理人，泰富物業管理有限公司，將獲委任為發展項目首任管理人負責該土地及發展項目的管理。管理人的初始任期為自公契日期起兩 (2) 年，並隨後繼續管理發展項目，直至根據公契的條文被終止委任。

### D. 管理開支按甚麼基準在發展項目中的住宅物業的擁有人之間分擔

- 住宅單位每位業主均須就住宅管理支出 (定義見公契) 預算攤分其適當比例之金額，該比例應相等於有關業主住宅單位之不分割份數除以發展項目所有住宅單位之不分割份數總數。
- 住宅單位每位業主亦須就停車場管理支出 (定義見公契) 預算攤分其適當比例之金額，該比例應相等於停車場管理支出預算中某個百分比 (按以下公式計算) 的分數。該分數的分子應為有關業主住宅單位之不分割份數數目，分母則為發展項目所有住宅單位之不分割份數總數。

訪客車位數目

所述百分比 =

訪客車位數目 + 車位數目 +( 電單車車位數目 x 0.16)

- 發展項目每位業主均須就發展項目管理支出 (定義見公契) 預算攤分其適當比例之金額，該比例應相等於有關業主擁有的所有單位之不分割份數除以發展項目所有單位之不分割份數總數。

### E. 計算管理費按金的基準

管理費按金相等於首年度管理開支預算的三 (3) 個月管理費。

### F. 擁有人在發展項目中保留作自用的範圍 (如有)

不適用。

附註：  
請查閱公契以了解全部詳情。公契的完整版本現存放於售樓處，於開放時間內可應要求供免費查閱，並可在支付所需影印費後取得公契的複印本。



# SUMMARY OF LAND GRANT

## 批地文件的摘要

### A. Lot number of the land on which the Development is situated

The Development is constructed on Sub-section 1 of Section D, Sub-Section 2 of Section D and The Remaining Portion of Section D of Kowloon Inland Lot No. 2657. In this part, the “Land” means the said Sub-section 1 of Section D, Sub-Section 2 of Section D and The Remaining Portion of Section D of Kowloon Inland Lot No. 2657 and the “Lot” means the said Kowloon Inland Lot No. 2657.

### B. Term of years

The Lot is granted under Conditions of Sale No. UB3121 (as varied or modified by a Memorandum of Agreement dated 10 September 1937 and, in so far as it relates to the the Land, a Consent Letter (the “Consent Letter”) dated 7 February 2017 and registered in the Land Registry by Memorial No. 17032300640025) (the “Land Grant”) for a term of 75 years commencing on 16 November 1931 with an option of renewal for a further term of 75 years.

### C. User restrictions applicable to the Land

1. Special Condition 3 of the Land Grant stipulates that:

“The Purchaser shall not utilize the area coloured green on the sale plan for the purpose of storage or for the erection of any temporary buildings without the written consent of the Director of Public Works first having been obtained. The said Director will give such reasonable facilities for the use of this area as he shall in his absolute discretion think fit.”

2. Special Condition 5 of the Land Grant stipulates that:

“The number of houses to be erected on the original Lot shall not be less than 35. The area of the site and curtilage of each house intended to comprise a separate Lot shall be not less than 8,000 square feet and the Purchaser shall not dispose of any Lot of less area. The Crown Lease of each Lot shall contain a covenant in such form as may be required by the Land Officer for ensuring the continued maintenance of such an area for the Lot.”

3. Special Condition 6 of the Land Grant stipulates that:

“Save as provided herein the Purchaser shall not erect on the Lot any buildings other than detached or semi-detached residential premises of European type or such other buildings of European type as the Director of Public works may approve of, with garages and all proper outbuildings thereto... provided that, subject to the provisions of Special Conditions 7 and 8, the Purchaser shall be at liberty to erect flats, with or without shops or self-contained garages on the ground floor, fronting to Argyle Street and Waterloo Road on that part of the Lot hatched red on the sale plan and having a frontage of approximately 350 feet to Argyle Street and approximately 125 feet to Waterloo Road. Save as herein provided no buildings erected on the Lot shall be used otherwise than as a private dwelling-house without the written consent of the Governor.”

4. Special Condition 7 of the Land Grant stipulates that:

“The design of the exterior elevation and the height and disposition of any buildings to be erected on the Lot shall be subject to special approval of the Director of Public Works and no building shall be erected on the Lot save in accordance with such approval.”

5. Special Condition 12 of the Land Grant stipulates that:

“The purchaser shall not remove any trees growing on the lot but shall notify the Superintendent of Botanical and Forestry Department in the event of his requiring the removal of any trees which may interferes with building or levelling operations. The removal of such tress shall be effected by the said Superintendent.”

6. Regarding the abovementioned Special Conditions 6 and 7, the Consent Letter stipulates that, notwithstanding the restriction on development contained in Special Conditions 6 and 7, the Land may be developed or redeveloped in accordance with the Approved Drawings (as defined in the Consent Letter) from the date of the Consent Letter for the lifetime of the buildings erected or to be erected on the Land or until the expiration or sooner determination of the lease term of Sub-section 1 of Section D, Sub-section 2 of Section D or the Remaining Portion of Section D of the Lot, whichever shall be the earlier, subject to, inter alia, the following conditions :

“(1) No amendment, alteration or variation or modification to the Approved Drawings shall be made except with the prior written consent of the Director of Lands (hereinafter referred to as “the Director”) who may in granting such consent impose such conditions including payment of such administrative fee and additional premium as he may determine.”

“(6) Upon the expiration of the period for which the Lot may be developed or redeveloped in accordance with the Approved Drawings as hereinbefore provided, the Lot shall in all respects be subject to all the General and Special Conditions contained in the Conditions.”

### D. Facilities that are required to be constructed and provided for the Government, or for public use

Not applicable.

### E. Grantee’s obligation to lay, form or landscape any areas, or to construct or maintain any structures or facilities, within or outside the Land

1. Special Condition 2 of the Land Grant stipulates that:

“The whole of the areas coloured red and green on sale plan shall be formed by the Purchaser at his own expense to such levels as may be approved by the Director of Public Works within three years from the day of sale. The area coloured green shall be handed over to the Government free of cost on completion of the formation.”

2. Special Condition 15 of the Land Grant stipulates that:

“The Purchaser shall form to such levels as may be required by the Director of Public Works all roads upon the lot as indicated on the lay out plan and shall roughly surface them or otherwise prepare them so that they will drain and carry off rain water and permit of all building traffic being carried on. Upon the completion of the formation of such roads as aforesaid and upon completion of the buildings on the lots abutting thereon in accordance with the lay-out plan such roads to the extent to which buildings shall have been completed on the lots abutting thereon shall be surfaced kerbed and channeled by the Government at the cost of the Purchaser.

The Purchaser shall, on demand, pay into the Colonial Treasury the estimated cost of the surfacing, kerbing and channeling of any road or portion of a road and shall, on demand, pay into the Colonial Treasury such further sum or sums as may be certified by the Director of Public Works to be the amount by which the actual cost of such surfacing herbing and channeling has exceeded the estimated cost. After such roads have been surfaced kerbed and channeled as aforesaid and payment therefor has been duly made they shall be given up to the Government free of charge and the Government shall take over and keep the same in repair and provide lighting therefor.”

### F. Lease conditions that are onerous to a purchaser

Not applicable.

Note:

For full details, please refer to the Land Grant which is free for inspection during opening hours at the sales office. Full script of the Land Grant is available for inspection upon request at the sales office and copies of the Land Grant can be obtained upon paying necessary photocopying charges.

# SUMMARY OF LAND GRANT

## 批地文件的摘要

### A. 發展項目所位於的土地的地段編號

發展項目興建於九龍內地段第 2657 號 D 分段第 1 小分段、D 分段第 2 小分段及 D 分段餘段。在本部分，「該土地」是指所述的九龍內地段第 2657 號 D 分段第 1 小分段、D 分段第 2 小分段及 D 分段餘段，而「該地段」則是指所述的九龍內地段第 2657 號。

### B. 年期

該地段根據第 UB3121 號賣地條件（根據一份 1937 年 9 月 10 日的協議備忘錄變更或修改及，倘若涉及該土地，根據一份 2017 年 2 月 7 日並在土地註冊處以備忘錄第 17032300640025 號註冊的同意書（「同意書」）變更或修改）批出（「批地文件」），租期由 1931 年 11 月 16 日起計 75 年期，並可續期 75 年。

### C. 適用於該土地的用途限制

1. 批地文件特別條款第 3 條規定：

「未經工務司事先書面同意，買方不得將銷售圖則上用綠色顯示的地方作儲物之用或興建任何臨時建築物。工務司將會按其作出的絕對酌情決定，就該地方的用途提供其認為合適的合理設施。」

2. 批地文件特別條款第 5 條規定：

「將於原地段興建的獨立屋數目不得少於 35 間。擬包含一個獨立地段的場地面積和每間獨立屋的範圍不得少於 8,000 平方尺，而且買方不得處置任何面積較少的地段。每個地段的官契上須包含一項形式上符合地政官可能規定的契諾，以確保該地段繼續維持該面積。」

3. 批地文件特別條款第 6 條規定：

「除批地文件另有規定外，買方除了興建連車房和所有附屬建築物的具歐洲風格的獨立或半獨立式住宅物業、或工務司批准的其他歐洲風格建築物外，不得在該地段興建任何建築物...但根據特別條款第 7 和第 8 條的規定，買方可自由地在銷售圖則上用紅色斜線顯示該地段面向亞皆老街和窩打老道的部分（其面向亞皆老街和窩打老道的闊度分別約 350 尺和 125 尺）興建住宅單位（不論地下是否連店鋪或設備齊全的車房）。除批地文件另有規定外，若未經政府書面同意，在該地段興建的建築物不得作私人住宅用途以外的其他用途。」

4. 批地文件特別條款第 7 條規定：

「將於該地段興建的任何建築物的外部立面、高度和布局須獲工務司特別批准，除按照該批准興建外，不得在該地段興建任何建築物。」

5. 批地文件特別條款第 12 條規定：

「買方不得移走在該地段種植的任何樹木。若買方需移走任何可能干擾建築或平整工程的樹木，必須通知植物及林務部監督，並由該名監督負責移走有關樹木。」

6. 就有關上述特別條款第 6 及第 7 條，根據同意書的規定，即使特別條款第 6 及第 7 條對發展施加任何限制，該土地由同意書的日期起，可於其上已建或擬建的建築物整個存在期或該地段 D 分段第 1 小分段、D 分段第 2 小分段及 D 分段餘段的租賃年期屆滿或提前終止前（以較早日期為準），根據核准圖則（定義見同意書）進行發展或重新發展，但須受包括以下條件在內的條件規限：

「(1) 不得對核准圖則作出任何修訂、更改、變更或修改，除非獲得地政總署署長（「署長」）事先書面同意。署長給予同意時可以施加若干條件，包括支付署長釐定的行政費和補地價。」

「(6) 當該地段按照上文所述的核准圖則發展或重新發展的期限屆滿時，該地段在各方面須受本規約的一般和特別條款規限。」

### D. 按規定須興建並提供予政府或供公眾使用的設施

不適用。

### E. 有關承授人在該土地內外鋪設、塑造或作環境美化的任何範圍，或興建或維持任何構築物或設施的責任

1. 批地文件特別條款第 2 條規定：

「買方須於銷售日期起三年內，自費在銷售圖則上用紅色和綠色顯示的區域進行構建至工務司批准的水平。以上用綠色顯示的區域須於完成構建後免費移交給政府。」

2. 批地文件特別條款第 15 條規定：

「買方須在布局圖顯示的地段構建所有道路至工務司要求的水平，並且為其大致上鋪好路面或作好準備，以便排放雨水和容許所有建築物坐落其上及讓車輛通行。當該等道路上述的構建工程已完成，以及當該等道路毗連地段的建築物已根據布局圖建成後，該等道路（在其毗連地段的建築物已建成的範圍內）須由政府鋪路面、鋪路緣及開渠道，費用由買方支付。

買方須按要求向政府庫務署支付有關任何道路或部分道路鋪路面、鋪路緣及開渠道的估算費用，並按要求向政府庫務署再支付一或多筆款項，該等款項為工務司證明鋪路面、鋪路緣及開渠道的實際費用超過估算費用的差額。當該等道路已鋪路面、鋪路緣及開渠道且有關費用已付妥後，該等道路須免費交回政府，由政府接管、維修和提供照明。」

### F. 對買方造成負擔的租用條件

不適用。

附註：

請查閱批地文件以了解全部詳情。批地文件的完整版本現存放於售樓處，於開放時間內可應要求供免費查閱，並可在支付所需影印費後取得批地文件的複印本。



# INFORMATION ON PUBLIC FACILITIES AND PUBLIC OPEN SPACES

## 公共設施及公眾休憩用地的資料

**A. Facilities that are required under the land grant to be construed and provided for the Government, or for public use**

Not applicable.

**B. Facilities that are required under the land grant to be managed, operated or maintained for public use at the expense of the owners of the residential properties in the Development**

Not applicable.

**C. Open space that is required under the land grant to be managed, operated or maintained for public use at the expense of the owners of the residential properties in the Development**

Not applicable.

**D. Any part of the land (on which the Development is situated) that is dedicated to the public for the purposes of regulation 22(1) of the Building (Planning) Regulations (Cap 123 sub. leg. F)**

Not applicable.

**A. 根據批地文件規定須興建並提供予政府或供公眾使用的設施**

不適用

**B. 根據批地文件規定須由發展項目中的住宅物業的擁有人出資管理、營運或維持以供公眾使用的設施**

不適用

**C. 根據批地文件規定須由發展項目中的住宅物業的擁有人出資管理、營運或維持以供公眾使用的休憩用地**

不適用

**D. 發展項目所位於的土地中為施行《建築物（規劃）規例》（第123章，附屬法例F）第22(1)條而撥供公眾用途的任何部分**

不適用

## WARNING TO PURCHASERS

### 對買方的警告

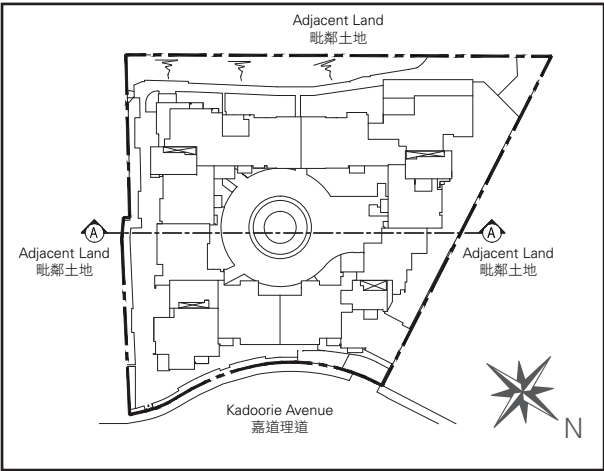
1. The purchaser is hereby recommended to instruct a separate firm of solicitors (other than that acting for the owner) to act for the purchaser in relation to the transaction.
  2. If the purchaser instructs such separate firm of solicitors to act for the purchaser in relation to the transaction, that firm will be able to give independent advice to the purchaser.
  3. If the purchaser instructs the firm of solicitors acting for the owner to act for the purchaser as well, and a conflict of interest arises between the owner and the purchaser:
    - (a) that firm may not be able to protect the purchaser's interests; and
    - (b) the purchaser may have to instruct a separate firm of solicitors; and
    - (c) in the case of paragraph 3 (b) above, the total solicitors' fees payable by the purchaser may be higher than the fees that would have been payable if the purchaser had instructed a separate firm of solicitors in the first place.
1. 謹此建議買方聘用一間獨立的律師事務所 (代表擁有人行事者除外)，以在交易中代表買方行事。
  2. 如買方聘用上述的獨立的律師事務所，以在交易中代表買方行事，該律師事務所將會能夠向買方提供獨立意見。
  3. 如買方聘用代表擁有人行事的律師事務所同時代表買方行事，而擁有人與買方之間出現利益衝突：
    - (a) 該律師事務所可能不能夠保障買方的利益；及
    - (b) 買方可能要聘用一間獨立的律師事務所；及
    - (c) 如屬上述3(b)段的情況，買方須支付的律師費用總數，可能高於如買方自一開始即聘用一間獨立的律師事務所便須支付的費用。



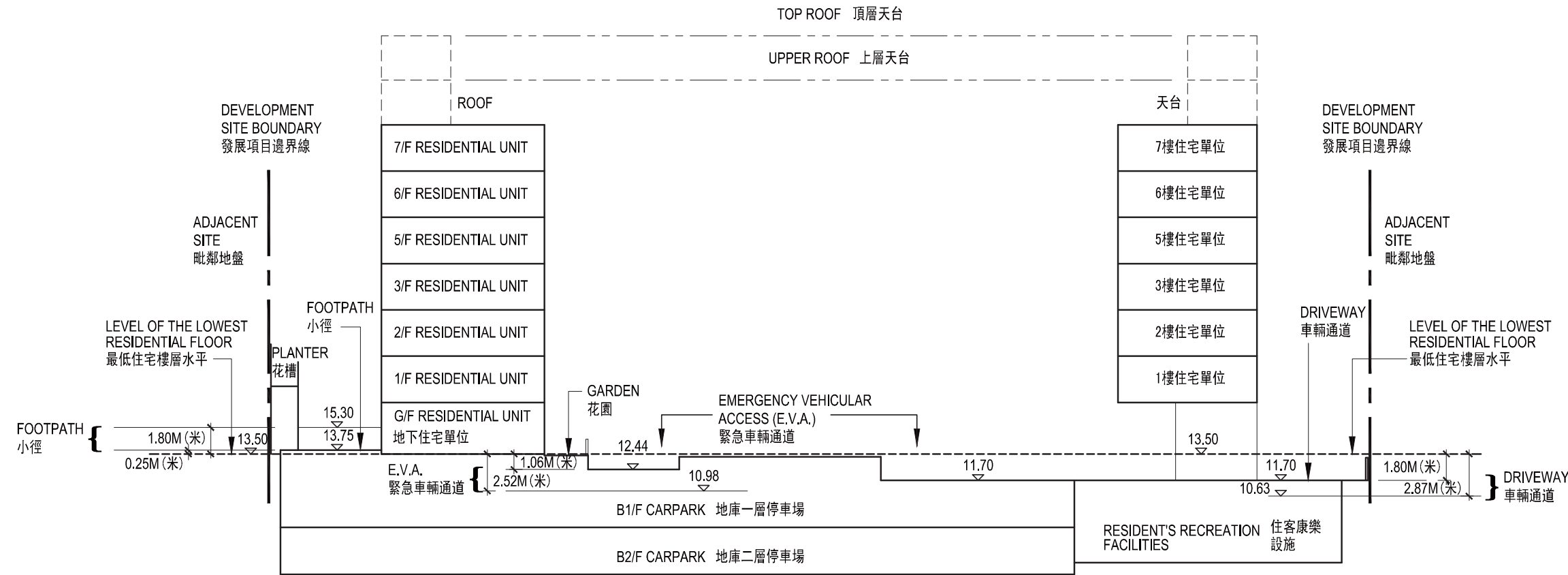
# CROSS-SECTION PLAN OF BUILDING IN THE DEVELOPMENT

## 發展項目中的建築物的橫截面圖

CROSS-SECTION PLAN A  
橫截面圖 A



Key Plan 指示圖



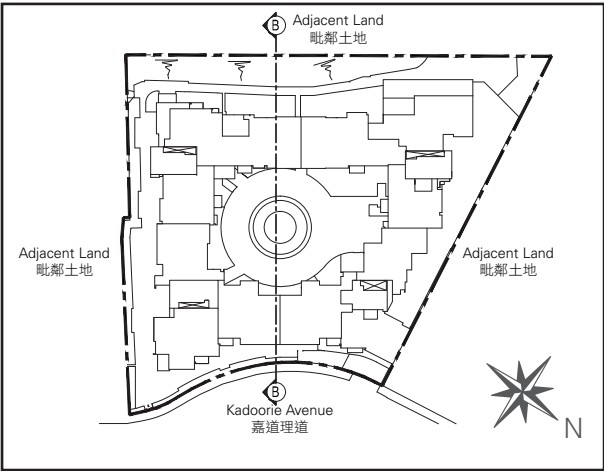
- Note:
1. The part of Driveway adjacent to the building is 10.63 metres to 11.70 metres above the Hong Kong Principal Datum.
  2. The part of Emergency Vehicular Access (E.V.A.) adjacent to the building is 10.98 metres to 12.44 metres above the Hong Kong Principal Datum.
  3. The part of Footpath adjacent to the building is 13.75 metres to 15.30 metres above the Hong Kong Principal Datum.
  4. (▽) denotes height (in metres) above the Hong Kong Principal Datum.
  5. Dotted line (---) denotes the level of the lowest residential floor.

- 備註：
1. 毗連建築物的一段車輛通道為香港主水平基準以上 10.63 米至 11.70 米。
  2. 毗連建築物的一段緊急車輛通道為香港主水平基準以上 10.98 米至 12.44 米。
  3. 毗連建築物的一段小徑為香港主水平基準以上 13.75 米至 15.30 米。
  4. (▽) 代表香港主水平基準以上的高度 (米)。
  5. 虛線 (---) 代表最低住宅樓層水平。

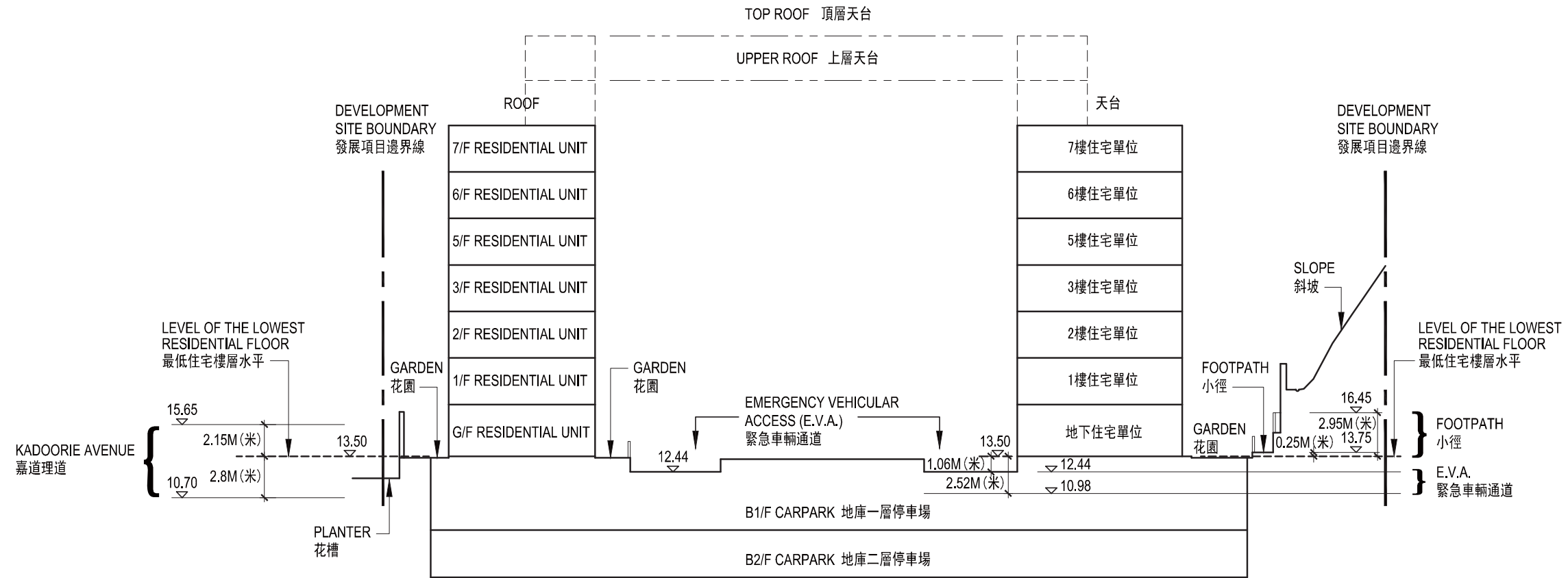
# CROSS-SECTION PLAN OF BUILDING IN THE DEVELOPMENT

## 發展項目中的建築物的橫截面圖

CROSS-SECTION PLAN B  
橫截面圖 B



Key Plan 指示圖



- Note:
1. The part of Kadoorie Avenue adjacent to the building is 10.70 metres to 15.65 metres above the Hong Kong Principal Datum.
  2. The part of Emergency Vehicular Access (E.V.A.) adjacent to the building is 10.98 metres to 12.44 metres above the Hong Kong Principal Datum.
  3. The part of Footpath adjacent to the building is 13.75 metres to 16.45 metres above the Hong Kong Principal Datum.
  4. (▽) denotes height (in metres) above the Hong Kong Principal Datum.
  5. Dotted line (---) denotes the level of the lowest residential floor.

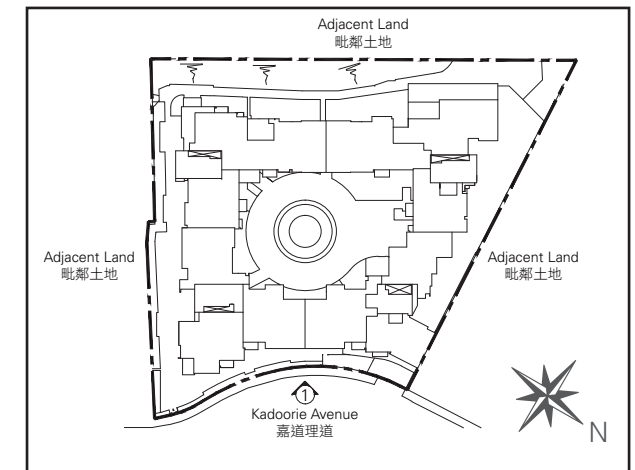
- 備註：
1. 毗連建築物的一段嘉道理道為香港主水平基準以上 10.70 米至 15.65 米。
  2. 毗連建築物的一段緊急車輛通道為香港主水平基準以上 10.98 米至 12.44 米。
  3. 毗連建築物的一段小徑為香港主水平基準以上 13.75 米至 16.45 米。
  4. (▽) 代表香港主水平基準以上的高度 (米)。
  5. 虛線 (---) 代表最低住宅樓層水平。

# ELEVATION PLAN

## 立面圖

### ELEVATION 1

#### 立面圖 1



Key Plan 指示圖



Authorized Person for the Development certified that the elevations shown on this plan:

- (a) are prepared on the basis of the approved building plans for the Development as of 2 March 2016; and
- (b) are in general accordance with the outward appearance of the Development.

Note:  
Minor works submitted and carried out under Minor Works Control System have been reflected in the elevation plan.

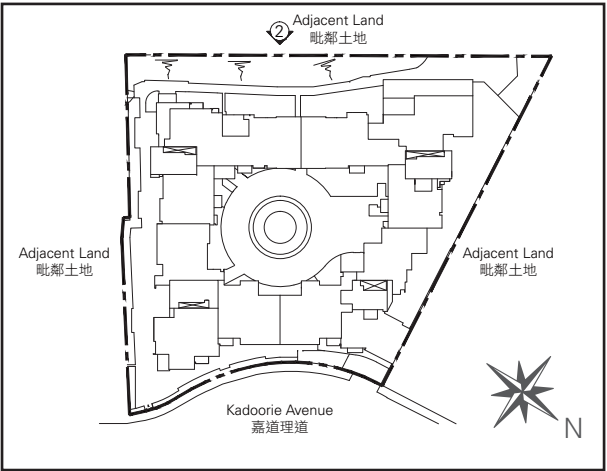
發展項目的認可人士證明本圖顯示的立面：

- (a) 以2016年3月2日的情況為準的發展項目的經批准的建築圖則為基礎擬備；及
- (b) 大致上與發展項目的外觀一致。

備註：  
立面圖已反映經小型工程監管制度提交及進行之小型工程。

ELEVATION PLAN  
立面圖

ELEVATION 2  
立面圖 2



Key Plan 指示圖



Authorized Person for the Development certified that the elevations shown on this plan:  
(a) are prepared on the basis of the approved building plans for the Development as of 2 March 2016; and  
(b) are in general accordance with the outward appearance of the Development.

Note:  
Minor works submitted and carried out under Minor Works Control System have been reflected in the elevation plan.

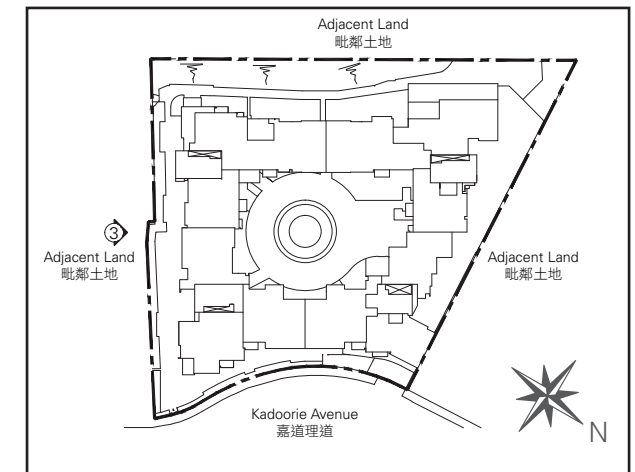
發展項目的認可人士證明本圖顯示的立面：  
(a) 以2016年3月2日的情況為準的發展項目的經批准的建築圖則為基礎擬備；及  
(b) 大致上與發展項目的外觀一致。

備註：  
立面圖已反映經小型工程監管制度提交及進行之小型工程。



# ELEVATION PLAN 立面圖

## ELEVATION 3 立面圖 3



Key Plan 指示圖



Authorized Person for the Development certified that the elevations shown on this plan:

- (a) are prepared on the basis of the approved building plans for the Development as of 9 May 2016; and
- (b) are in general accordance with the outward appearance of the Development.

Note:  
Minor works submitted and carried out under Minor Works Control System have been reflected in the elevation plan.

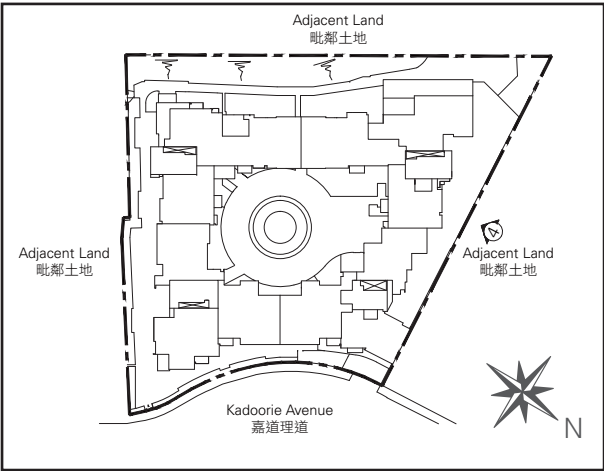
發展項目的認可人士證明本圖顯示的立面：

- (a) 以2016年5月9日的情況為準的發展項目的經批准的建築圖則為基礎擬備；及
- (b) 大致上與發展項目的外觀一致。

備註：  
立面圖已反映經小型工程監管制度提交及進行之小型工程。

ELEVATION PLAN  
立面圖

ELEVATION 4  
立面圖 4



Key Plan 指示圖



Authorized Person for the Development certified that the elevations shown on this plan:  
(a) are prepared on the basis of the approved building plans for the Development as of 9 May 2016; and  
(b) are in general accordance with the outward appearance of the Development.

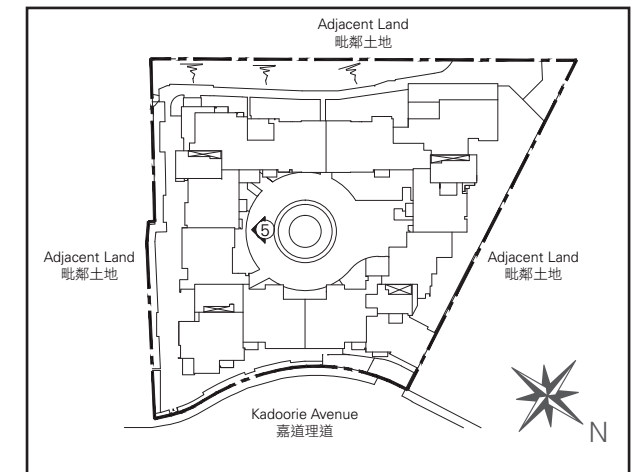
Note:  
Minor works submitted and carried out under Minor Works Control System have been reflected in the elevation plan.

發展項目的認可人士證明本圖顯示的立面：  
(a) 以2016年5月9日的情況為準的發展項目的經批准的建築圖則為基礎擬備；及  
(b) 大致上與發展項目的外觀一致。

備註：  
立面圖已反映經小型工程監管制度提交及進行之小型工程。

# ELEVATION PLAN 立面圖

## ELEVATION 5 立面圖 5



Key Plan 指示圖



Authorized Person for the Development certified that the elevations shown on this plan:

- (a) are prepared on the basis of the approved building plans for the Development as of 2 March 2016; and
- (b) are in general accordance with the outward appearance of the Development.

Note:  
Minor works submitted and carried out under Minor Works Control System have been reflected in the elevation plan.

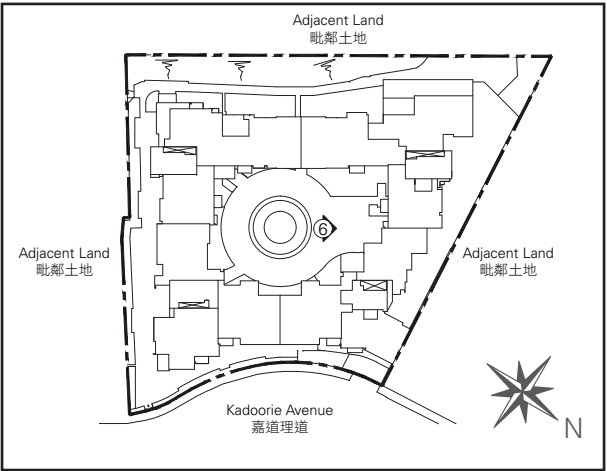
發展項目的認可人士證明本圖顯示的立面：

- (a) 以2016年3月2日的情況為準的發展項目的經批准的建築圖則為基礎擬備；及
- (b) 大致上與發展項目的外觀一致。

備註：  
立面圖已反映經小型工程監管制度提交及進行之小型工程。

ELEVATION PLAN  
立面圖

ELEVATION 6  
立面圖 6



Key Plan 指示圖



Authorized Person for the Development certified that the elevations shown on this plan:  
(a) are prepared on the basis of the approved building plans for the Development as of 2 March 2016; and  
(b) are in general accordance with the outward appearance of the Development.

Note:  
Minor works submitted and carried out under Minor Works Control System have been reflected in the elevation plan.

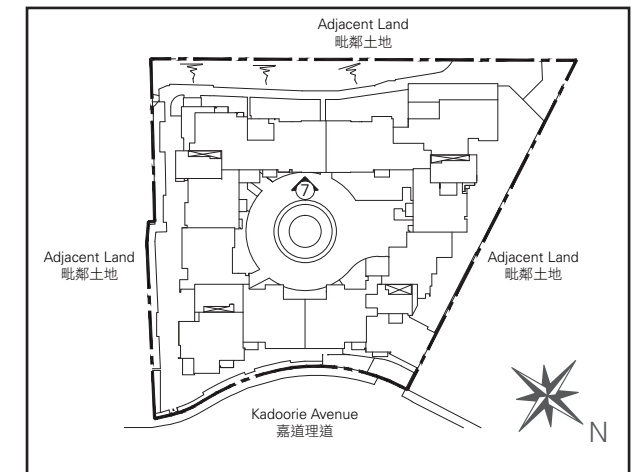
發展項目的認可人士證明本圖顯示的立面：  
(a) 以2016年3月2日的情況為準的發展項目的經批准的建築圖則為基礎擬備；及  
(b) 大致上與發展項目的外觀一致。

備註：  
立面圖已反映經小型工程監管制度提交及進行之小型工程。



# ELEVATION PLAN 立面圖

## ELEVATION 7 立面圖 7



Key Plan 指示圖



Authorized Person for the Development certified that the elevations shown on this plan:

- (a) are prepared on the basis of the approved building plans for the Development as of 2 March 2016; and
- (b) are in general accordance with the outward appearance of the Development.

Note:  
Minor works submitted and carried out under Minor Works Control System have been reflected in the elevation plan.

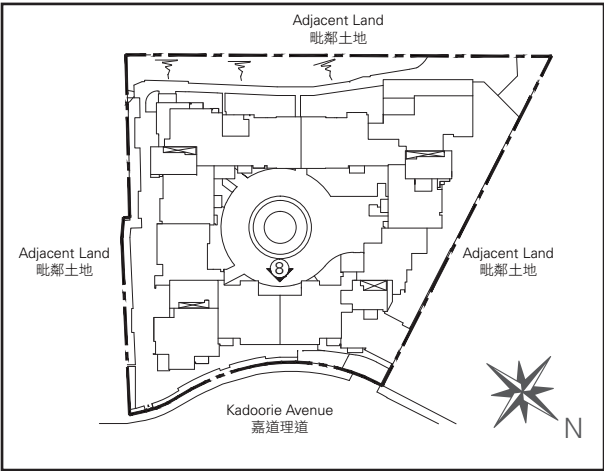
發展項目的認可人士證明本圖顯示的立面：

- (a) 以2016年3月2日的情況為準的發展項目的經批准的建築圖則為基礎擬備；及
- (b) 大致上與發展項目的外觀一致。

備註：  
立面圖已反映經小型工程監管制度提交及進行之小型工程。

ELEVATION PLAN  
立面圖

ELEVATION 8  
立面圖 8



Key Plan 指示圖



Authorized Person for the Development certified that the elevations shown on this plan:  
(a) are prepared on the basis of the approved building plans for the Development as of 2 March 2016; and  
(b) are in general accordance with the outward appearance of the Development.

Note:  
Minor works submitted and carried out under Minor Works Control System have been reflected in the elevation plan.

發展項目的認可人士證明本圖顯示的立面：  
(a) 以2016年3月2日的情況為準的發展項目的經批准的建築圖則為基礎擬備；及  
(b) 大致上與發展項目的外觀一致。

備註：  
立面圖已反映經小型工程監管制度提交及進行之小型工程。

# INFORMATION ON COMMON FACILITIES IN THE DEVELOPMENT

## 發展項目中的公用設施的資料

		Covered Area 有上蓋遮蓋面積	Uncovered Area 無上蓋遮蓋面積	Total Area 總面積
Residents' clubhouse (including any recreational facilities for residents' use) 住客會所 (包括供住客使用的任何康樂設施)	sq. ft. 平方呎	7,655	–	7,655
	sq. m. 平方米	711.137	–	711.137
Communal garden or play area for residents' use on the roof, or on any floor between the roof and the lowest residential floor, of a building in the Development (whether known as a communal sky garden or otherwise) 位於發展項目中的建築物的天台或在天台和最低一層住宅樓層之間的任何一層的、供住客使用的公用花園或遊樂地方 (不論是稱為公用空中花園或有其他名稱)	sq. ft. 平方呎	Not Applicable 不適用	Not Applicable 不適用	Not Applicable 不適用
	sq. m. 平方米	Not Applicable 不適用	Not Applicable 不適用	Not Applicable 不適用
Communal garden or play area for residents' use below the lowest residential floor of a building in the Development (whether known as a covered and landscaped play area or otherwise) 位於發展項目中的建築物的最低一層住宅樓層以下的、供住客使用的公用花園或遊樂地方 (不論是稱為有蓋及園景的遊樂場或有其他名稱)	sq. ft. 平方呎	2,587	16,220	18,807
	sq. m. 平方米	240.355	1,506.900	1,747.255

Note:  
The areas as specified above in square feet are converted at a rate of 1 square metre = 10.764 square feet and rounded off to the nearest integer.

備註：  
上述以平方呎顯示之面積，均以1平方米=10.764平方呎換算，並四捨五入至整數。

# INSPECTION OF PLANS AND DEED OF MUTUAL COVENANT

## 閱覽圖則及公契

1. Copies of outline zoning plan relating to the Development are available at [www.ozp.tpb.gov.hk](http://www.ozp.tpb.gov.hk)

2. A copy of the every deed of mutual covenant that has been executed and/or the latest draft of every deed of mutual covenant in respect of the specified residential property as at the date on which the specified residential property is offered to be sold is available for inspection at the place at which the specified residential property is offered to be sold.

3. The inspection is free of charge.
1. 備有關於本發展項目的分區計劃大綱圖的副本供閱覽的網址為 [www.ozp.tpb.gov.hk](http://www.ozp.tpb.gov.hk)。

2. 指明住宅物業的每一已簽立的公契及／或每一公契的最新擬稿在將指明住宅物業提供出售的日期存放在指明住宅物業的售樓處，以供閱覽。

3. 無須為閱覽付費。

# FITTINGS, FINISHES AND APPLIANCES

## 裝置、裝修物料及設備

1. Exterior Finishes	
Item	Description
(a) External Wall	Finished with artificial granite tiles, natural stone, aluminum capping, glass wall and spray paint.
(b) Window	Aluminum window frame fitted with double-glazed glass for living room, dining room and bedrooms. Aluminum window frame fitted with single-glazed glass for other windows.
(c) Bay Window	Reinforced concrete bay window and aluminum window frame fitted with double glazed glass. Window sill finished with natural stones.
(d) Planter	Planter wall finished with natural stone and spray paint.
(e) Verandah or Balcony	Covered balcony fitted with metal balustrade, tile flooring, wood plastic composite decking, and with natural stone finished kerb with aluminum capping. Ceiling finished with aluminum ceiling panels. No verandah.
(f) Drying Facilities for Clothing	Not applicable.

2. Interior Finishes	
Item	Description
(a) Lobby	<b>Lift Lobby (B2/F, B1/F and G/F)</b> Floor finished with natural stone. Wall finished with natural stone, wood veneer, stainless steel and glass. Ceiling finished with suspended gypsum board and emulsion paint.
	<b>Entrance Lobby (G/F)</b> Floor finished with natural stone. Wall finished with natural stone, wood veneer, stainless steel and glass. Ceiling finished with suspended gypsum board, emulsion paint and special paint.
	<b>Lift Lobby (1/F – 3/F &amp; 5/F – 7/F)</b> Floor finished with natural stone. Wall finished with natural stone, wood veneer, stainless steel and mirror. Ceiling finished with suspended gypsum board and emulsion paint.
(b) Internal Wall and Ceiling	<b>Internal wall</b> Living room, dining room and bedrooms are finished with emulsion paint where exposed.  <b>Ceiling</b> Living room, dining room and bedrooms are finished with emulsion paint where exposed. Some areas are provided with suspended gypsum board bulkhead finished with emulsion paint.  The following units are excepted, <b>1/F – 3/F &amp; 5/F – 6/F of No. 111 Kadoorie Avenue and 1/F – 3/F, 5/F &amp; 7/F of No. 119 Kadoorie Avenue</b>  <b>Internal wall</b> Living room, dining room and bedrooms are finished with emulsion paint where exposed. Some walls finished with natural stone and wood veneer.  <b>Ceiling</b> Living room, dining room and bedrooms are finished with emulsion paint where exposed. Some areas are provided with suspended gypsum board bulkhead finished with emulsion paint.

2. Interior Finishes	
Item	Description
(b) Internal Wall and Ceiling	<b>1/F of No. 113 Kadoorie Avenue</b> <b>Internal wall</b> Living room and dining room are finished with wallpaper, timber panel, feature glass and stainless steel where exposed. Master Bedroom is finished with wallpaper, timber panel, feature glass, stainless steel and fabric panel where exposed. Bedroom 1, Bedroom 2 and Bedroom 3 are finished with wallpaper, timber panel, stainless steel and fabric panel where exposed.  <b>Ceiling</b> Living room and dining room are fitted with suspended gypsum board ceiling and finished with stainless steel, timber panel and emulsion paint where exposed. Bedrooms are fitted with suspended gypsum board ceiling and finished with wallpaper, timber panel, stainless steel and emulsion paint where exposed.
	<b>1/F of No. 115 Kadoorie Avenue</b> <b>Internal wall</b> Living room and dining room are finished with wallpaper, timber panel, feature glass and stainless steel where exposed. Master Bedroom and Bedroom 1 are finished with wallpaper, timber panel, stainless steel and fabric panel where exposed. Bedroom 2 is finished with wallpaper, mirror, stainless steel and fabric panel where exposed.
	<b>Ceiling</b> Living room, dining room and bedrooms are fitted with suspended gypsum board ceiling and finished with wallpaper, stainless steel, timber panel and emulsion paint where exposed.
	<b>6/F of No. 119 Kadoorie Avenue</b> <b>Internal wall</b> Living room, dining room and bedrooms are finished with wallpaper, timber panel, artificial leather panel and stainless steel where exposed.
	<b>Ceiling</b> Living room, dining room and bedrooms are fitted with suspended gypsum board ceiling and finished with wallpaper, stainless steel, special paint and emulsion paint where exposed.
	<b>5/F of No. 121 Kadoorie Avenue</b> <b>Internal wall</b> Living room and dining room are finished with natural stone, wallpaper, wood veneer and stainless steel where exposed. Master Bedroom is finished with natural stone, wallpaper, fabric, wood veneer and stainless steel where exposed. Bedroom 1 is finished with wallpaper and wood veneer where exposed. Bedroom 2 is finished with wallpaper, fabric and wood veneer where exposed. Bedroom 3 is finished with wallpaper where exposed.
	<b>Ceiling</b> Living room, dining room and bedrooms are finished with suspended gypsum board and emulsion paint where exposed.
	<b>6/F &amp; 7/F of No. 121 Kadoorie Avenue</b> <b>Internal wall</b> Living room and dining room are finished with wallpaper, timber panel, stainless steel, natural stone and mirror where exposed. Master Bedroom is finished with wallpaper, timber panel, feature glass, stainless steel and fabric panel where exposed. Bedroom 1 and Bedroom 2 are finished with wallpaper, timber panel, stainless steel and fabric panel where exposed. Bedroom 3 is finished with wallpaper, timber panel, stainless steel and feature glass where exposed.
	<b>Ceiling</b> Living room and dining room are fitted with suspended gypsum board ceiling and finished with wallpaper, stainless steel, timber panel, special paint and emulsion paint where exposed. Master Bedroom, Bedroom 1, Bedroom 2 and Bedroom 3 are fitted with suspended gypsum board ceiling and finished with timber panel, stainless steel, wallpaper and emulsion paint where exposed.



FITTINGS, FINISHES AND APPLIANCES

裝置、裝修物料及設備

2. Interior Finishes	
Item	Description
(b) Internal Wall and Ceiling	<b>G/F of No. 123 Kadoorie Avenue</b> <b>Internal wall</b> Living room and dining room are finished with wallpaper, timber panel, fabric, natural stone and stainless steel where exposed. Master Bedroom is finished with wallpaper, timber panel, fabric and stainless steel where exposed. Bedroom 1 and Bedroom 3 are finished with wallpaper and stainless steel where exposed. Bedroom 2 is finished with wallpaper, timber panel, stainless steel where exposed. <b>Ceiling</b> Living room and dining room are fitted with suspended gypsum board ceiling and finished with timber trim and emulsion paint where exposed. Bedrooms are finished with suspended gypsum board ceiling and finished with emulsion paint where exposed.
	<b>7/F of No. 123 Kadoorie Avenue</b> <b>Internal wall</b> Living room, dining room and bedrooms are finished with emulsion paint where exposed. Some walls finished with natural stone. <b>Ceiling</b> Living room, dining room and bedrooms are finished with emulsion paint where exposed. Some areas are provided with suspended gypsum board bulkhead finished with emulsion paint.
	<b>G/F of No. 125 Kadoorie Avenue</b> <b>Internal wall</b> Living room, dining room and bedrooms are finished with wallpaper, stainless steel, special paint and emulsion paint where exposed. <b>Ceiling</b> Living room, dining room and bedrooms are finished with emulsion paint where exposed. Some areas are provided with suspended gypsum board bulkhead finished with emulsion paint.
	<b>1/F – 3/F &amp; 5/F – 6/F of No. 127 and No. 129 Kadoorie Avenue</b> <b>Internal wall</b> Living room, dining room, Master Bedroom, Bedroom 1 and Bedroom 2 are finished with emulsion paint where exposed. Bedroom 3 is partially finished with glass and wooden partition with metal trimming and glass door with metal frame, and partially finished with emulsion paint where exposed. <b>Ceiling</b> Living room, dining room and bedrooms are finished with emulsion paint where exposed. Some areas are provided with suspended gypsum board bulkhead finished with emulsion paint.
	<b>1/F of No. 131 Kadoorie Avenue</b> <b>Internal wall</b> Living room, dining room, Master Bedroom and Bedroom 2 are finished with wallpaper, fabric, wood veneer and stainless steel where exposed. Bedroom 1 is finished with wallpaper, wood veneer and stainless steel where exposed. Bedroom 3 is finished with wallpaper, fabric and wood veneer where exposed. <b>Ceiling</b> Living room, dining room and bedrooms are finished with suspended gypsum board, wood veneer and emulsion paint where exposed.
	<b>G/F of No. 133 Kadoorie Avenue</b> <b>Internal wall</b> Living room, dining room and bedrooms are finished with wallpaper, stainless steel, fabric panel, mirror, wood veneer and special paint where exposed. <b>Ceiling</b> Living room and Master Bedroom are finished with suspended plywood curved ceiling with gypsum board bulkhead in emulsion paint finishes where exposed. Dining room, Bedroom 1 and Bedroom 2 are finished with suspended gypsum board and plywood ceiling in emulsion paint finishes where exposed.

2. Interior Finishes	
Item	Description
(c) Internal Floor	Living room, dining room and bedrooms are finished with engineered timber flooring with wood veneer skirting where exposed. Natural stone border along inside edge of floor facing door opening to balcony (if any), utility platform (if any), garden (if any) and/or flat roof (if any).  The following units are excepted, <b>1/F – 3/F &amp; 5/F – 6/F of No. 111 Kadoorie Avenue and 1/F – 3/F and 5/F of No. 119 Kadoorie Avenue</b> Living room, dining room and bedrooms are finished with engineered timber flooring with wood veneer skirting where exposed, and part of dining room is finished with natural stone flooring where exposed. Natural stone border along inside edge of floor facing door opening to balcony.  <b>7/F of No. 111, No. 113, No. 115, No. 117, No. 123, No. 127, No. 129, No. 131 and No. 133 Kadoorie Avenue</b> Living room, dining room and bedrooms are finished with engineered timber flooring with wood veneer skirting where exposed. Internal staircase landing is finished with natural stone where exposed, and natural stone border along inside edge of floor facing door opening to balcony, utility platform and/or flat roof, if any.  <b>1/F of No. 113 Kadoorie Avenue</b> Living room and dining room are finished with natural stone and stainless steel with timber skirting where exposed. Master Bedroom is finished with carpet with timber skirting where exposed. Bedroom 1, Bedroom 2 and Bedroom 3 are finished with carpet with emulsion paint skirting.  <b>1/F of No. 115 Kadoorie Avenue</b> Living room and dining room are finished with engineered timber flooring with timber and stainless steel skirting where exposed. Master Bedroom is finished with carpet with timber skirting where exposed. Bedroom 1 and Bedroom 2 are finished with carpet and emulsion paint skirting. Natural stone border along inside edge of floor facing door opening to balcony.  <b>G/F of No. 117, No. 119, No. 121, No. 125 and No. 127 Kadoorie Avenue</b> Living room, dining room and bedrooms are finished with engineered timber flooring with wood veneer skirting where exposed. Natural stone border along inside edge of floor facing door opening to garden.  <b>G/F of No. 123 Kadoorie Avenue</b> Living room and dining room are finished with natural stone and stainless steel with stainless steel skirting where exposed. Bedrooms are finished with engineered timber flooring with stainless steel skirting where exposed. Natural stone border along inside edge of floor facing door opening to garden.  <b>6/F of No. 119 Kadoorie Avenue</b> Living room and dining room are finished with natural stone flooring and natural stone skirting where exposed. Bedrooms are finished with carpet and wood veneer skirting where exposed.  <b>7/F of No. 119 Kadoorie Avenue</b> Living room, dining room and bedrooms are finished with engineered timber flooring with wood veneer skirting where exposed, and part of dining room is finished with natural stone flooring where exposed. Internal staircase landing is finished with natural stone where exposed, and natural stone border along inside edge of floor facing door opening to balcony.  <b>5/F of No. 121 Kadoorie Avenue</b> Living room, dining room and bedrooms are finished with engineered timber flooring with wood veneer skirting where exposed. Natural stone border along inside edge of floor facing door opening to balcony and utility platform.

# FITTINGS, FINISHES AND APPLIANCES

## 裝置、裝修物料及設備

2. Interior Finishes	
Item	Description
(c) Internal Floor	<p><b>6/F &amp; 7/F of No. 121 Kadoorie Avenue</b></p> <p>Living room and dining room are finished with engineered timber flooring and wood veneer skirting, and natural stone flooring and natural stone skirting, where exposed. Master Bedroom, Bedroom 1 and Bedroom 2 are finished with carpet and wood veneer skirting where exposed. Bedroom 3 is finished with engineered timber flooring and wood veneer skirting where exposed. Natural stone border along inside edge of floor facing door opening to balcony and flat roofs.</p> <p><b>1/F of No. 131 Kadoorie Avenue</b></p> <p>Living room and dining room are finished with natural stone flooring with stainless steel skirting where exposed. Master Bedroom is finished with engineered timber flooring with stainless steel skirting where exposed. Bedroom 1, Bedroom 2 and Bedroom 3 are finished with engineered timber flooring with wood veneer skirting where exposed. Natural stone border along inside edge of floor facing door opening to utility platform, flat roof and garden.</p> <p><b>G/F of No. 133 Kadoorie Avenue</b></p> <p>Living room and dining room are finished with natural stone flooring with stainless steel skirting where exposed. Bedrooms are finished with engineered timber flooring with stainless steel skirting where exposed.</p>
(d) Bathroom	<p>Walls are finished with natural stone on exposed surface and up to false ceiling level. Ceiling of shower cubicle in Master Bathroom is fitted with fiberglass panel, while other areas are fitted with suspended gypsum board ceiling finished with emulsion paint. Floors are finished with natural stone flooring on exposed surface.</p> <p>The following unit is excepted,</p> <p><b>G/F of No. 133 Kadoorie Avenue</b></p> <p>Walls in Master Bathroom are finished with natural stone, stone mosaic, wood veneer and stainless steel on exposed surface and up to false ceiling level. Walls in Bathroom 1 and Bathroom 2 are finished with natural stone, wood veneer and stone mosaic on exposed surface and up to false ceiling level.</p> <p>Ceiling in Master Bathroom is fitted with suspended gypsum board ceiling in emulsion paint finishes. Floors are finished with natural stone and stone mosaic on exposed surface.</p>
(e) Kitchen	<p>Walls are finished with natural stone and stainless steel on exposed surface and up to false ceiling level. Wall area behind kitchen cabinets is finished with plywood batten, cement sand plastering and ceramic wall tiles. Suspended gypsum board ceiling with emulsion paint. Floors are finished with natural stone flooring on exposed surface. Cooking benches are finished with reconstituted stone.</p> <p>The following units are excepted,</p> <p><b>7/F of No. 123 Kadoorie Avenue</b></p> <p>Walls are finished with natural stone and stainless steel on exposed surface and up to false ceiling level. Wall area behind kitchen cabinets is finished with plywood batten, cement sand plastering and ceramic wall tiles. Suspended gypsum board ceiling with emulsion paint. Floors are finished with natural stone on exposed surface. Cooking benches are finished with stainless steel.</p> <p><b>G/F of No. 133 Kadoorie Avenue</b></p> <p>Kitchen is fitted with stainless steel framed fire-rated glass partition. Walls are finished with natural stone and mirror on exposed surface and up to false ceiling level. Wall area behind kitchen cabinets is finished with plywood batten, cement sand plastering and ceramic wall tiles. Floor is finished with patterned natural stone flooring on exposed surface. Cooking benches are finished with reconstituted stone. Suspended timber baffle ceiling with emulsion paint.</p>

3. Interior Fittings	
Item	Description
(a) Doors	<p><b>Entrance door</b></p> <p>Solid core fire rated timber door and timber door frame with wood veneer finishes; fitted with architraves, lockset, eye viewer, concealed door closer, door chain and door stopper.</p> <p>The following units are excepted,</p> <p><b>G/F of No. 119, No. 127 and No. 133 Kadoorie Avenue</b></p> <p>Metal door and metal door frame finished with coating fitted with lockset, eye viewer, concealed door closer, door chain and door stopper.</p> <p><b>G/F of No. 125 Kadoorie Avenue</b></p> <p>Solid core fire rated timber door and timber door frame with wood veneer and paint finishes; fitted with architraves, lockset, eye viewer, concealed door closer, door chain and door stopper.</p> <p><b>Bedroom door</b></p> <p>Solid core timber door and timber door frame with wood veneer finishes; fitted with lockset and door stopper.</p> <p>The following units are excepted,</p> <p><b>1/F of No. 113 Kadoorie Avenue</b></p> <p>Door at Master Bedroom is solid core timber door and timber door frame with wood veneer finishes; fitted with lockset and door stopper. Other bedroom doors are solid core timber door and timber door frame with wood veneer and paint finishes; fitted with lockset and door stopper.</p> <p><b>1/F of No. 115 Kadoorie Avenue</b></p> <p>Solid core timber door and timber door frame with wood veneer, stainless steel, and paint finishes; fitted with lockset and door stopper.</p> <p><b>6/F of No. 119 Kadoorie Avenue</b></p> <p>Solid core timber door and timber door frame with fabric, stainless steel and paint finishes; fitted with lockset and door stopper.</p> <p><b>6/F &amp; 7/F of No. 121 Kadoorie Avenue</b></p> <p>Solid core timber door and timber door frame with wood veneer and stainless steel finishes; fitted with lockset and door stopper.</p> <p><b>G/F of No. 123 Kadoorie Avenue</b></p> <p>Hollow core timber door and timber door frame with wood veneer finishes; fitted with lockset and door stopper.</p> <p><b>G/F of No. 125 Kadoorie Avenue</b></p> <p>Solid core timber door and timber door frame with paint finishes; fitted with lockset and door stopper.</p> <p><b>1/F – 3/F &amp; 5/F – 6/F of No. 127 and No. 129 Kadoorie Avenue</b></p> <p>Doors at Master Bedroom, Bedroom 1 and Bedroom 2 are solid core timber door and timber door frame with wood veneer finishes; fitted with lockset and door stopper. Bedroom 3 is glass door with coated metal frame fitted with lockset.</p> <p><b>G/F of No. 133 Kadoorie Avenue</b></p> <p>Hollow core timber door and timber door frame with wallpaper, wood veneer, stainless steel and paint finishes; fitted with lockset and door stopper.</p> <p><b>Bathroom door</b></p> <p>Solid core timber door and timber door frame with wood veneer finishes; fitted with lockset and door stopper. Part of bathroom door is fitted with louver (for bathroom without window only).</p> <p>The following units are excepted,</p> <p><b>1/F of No. 113 Kadoorie Avenue</b></p> <p>Bathroom doors are solid core timber door and timber door frame with wood veneer, stainless steel and paint finishes; fitted with lockset and door stopper. Master Bathroom door is solid core timber door and timber door frame with feature glass finishes; fitted with lockset and door stopper. Part of bathroom door is fitted with wooden louver (for bathroom without window only).</p> <p><b>1/F of No. 115 Kadoorie Avenue</b></p> <p>Solid core timber door and timber door frame with wood veneer and stainless steel finishes; fitted with lockset and door stopper. Part of bathroom door is fitted with louver (for bathroom without window only).</p>

FITTINGS, FINISHES AND APPLIANCES

裝置、裝修物料及設備

3. Interior Fittings	
Item	Description
(a) Doors	<b>Bathroom door</b> <b>6/F of No. 119 Kadoorie Avenue</b> Solid core timber door and timber door frame with fabric, stainless steel and paint finishes; fitted with lockset and door stopper. Bathroom door is fitted with louver for Bathroom 1.  <b>6/F &amp; 7/F of No. 121 Kadoorie Avenue</b> Bathroom doors are solid core timber door and timber door frame with wood veneer and stainless steel finishes; fitted with lockset and door stopper. Bathroom door for Bathroom 2 is solid core timber door and timber door frame with paint and stainless steel finishes ; fitted with lockset and door stopper.  <b>G/F of No. 123 Kadoorie Avenue</b> Bathroom 2 and Master Bathroom doors are hollow core timber door and timber door frame with wood veneer and wallpaper finishes; fitted with lockset and door stopper. Bathroom 1 door is hollow core timber door and timber door frame with wood veneer finishes, fitted with lockset and door stopper. Bathroom door is fitted with louver for Bathroom 1.  <b>G/F of No. 125 Kadoorie Avenue</b> Solid core timber door and timber door frame with paint finishes; fitted with lockset and door stopper. Part of bathroom door is fitted with louver (for bathroom without window only).  <b>G/F of No. 133 Kadoorie Avenue</b> Hollow core timber door and timber door frame with wallpaper, wood veneer, stainless steel and paint finishes; fitted with lockset and door stopper. Bathroom door is fitted with louver for Bathroom 1.
	<b>Kitchen door</b> Solid core fire rated timber door and timber door frame with wood veneer finishes; fitted with door handle, concealed door closer, door stopper and vision panel.  The following units are excepted, <b>1/F of No. 113 Kadoorie Avenue</b> Solid core fire rated timber door and timber door frame with feature glass and stainless steel finishes; fitted with door handle, concealed door closer, door stopper and vision panel.  <b>1/F of No. 115 Kadoorie Avenue</b> Solid core fire rated timber door and timber door frame with paint and stainless steel finishes; fitted with door handle, concealed door closer, door stopper and vision panel.  <b>6/F of No. 119 Kadoorie Avenue</b> Solid core fire rated timber door and timber door frame with stainless steel and paint finishes; fitted with door handle, concealed door closer, door stopper and vision panel.  <b>5/F and 6/F &amp; 7/F of No. 121 Kadoorie Avenue</b> Solid core fire rated timber door and timber door frame with wood veneer and stainless steel finishes; fitted with door handle, concealed door closer, door stopper and vision panel.  <b>G/F of No. 125 Kadoorie Avenue</b> Solid core fire rated timber door and timber door frame with paint finishes; fitted with door handle, concealed door closer, door stopper and vision panel.  <b>1/F of No. 131 Kadoorie Avenue</b> Solid core fire rated timber door and timber door frame with wood veneer, wallpaper and stainless steel finishes; fitted with door handle, concealed door closer, door stopper and vision panel.  <b>G/F of No. 133 Kadoorie Avenue</b> Solid core fire rated timber door and timber door frame with mirror, wallpaper and stainless steel finishes; fitted with door handle, concealed door closer and door stopper.

3. Interior Fittings	
Item	Description
(a) Doors	<b>Lavatory door</b> Solid core timber door and timber door frame with wood veneer finishes; fitted with lockset and door stopper (except for lavatory inside store and lavatory adjacent to store). Lavatory door is fitted with louver for lavatory without window (except for lavatory inside store and lavatory adjacent to store). Aluminum slide-folding door, fitted with lockset for lavatory inside store and lavatory adjacent to store.  The following units are excepted, <b>1/F of No. 113 Kadoorie Avenue</b> Solid core timber door and timber door frame with wood veneer finishes, stainless steel and paint finishes, and fitted with wooden louver, lockset and door stopper. Aluminum slide-folding door, fitted with lockset for lavatory inside store.  <b>6/F of No. 119 Kadoorie Avenue</b> Solid core timber door and timber door frame with fabric, stainless steel and paint finishes; fitted with lockset and door stopper. Aluminum slide-folding door, fitted with lockset for lavatory inside store.  <b>G/F – 3/F &amp; 5/F of No. 121 Kadoorie Avenue</b> Solid core timber door and timber door frame with wood veneer finishes; fitted with lockset and door stopper (except for lavatory inside store and lavatory adjacent to store). Aluminum slide-folding door, fitted with lockset for lavatory inside store and lavatory adjacent to store.  <b>G/F of No. 125 Kadoorie Avenue</b> Solid core timber door and timber door frame with paint finishes; fitted with lockset and door stopper. Aluminum slide-folding door, fitted with lockset for lavatory inside store.  <b>G/F of No. 133 Kadoorie Avenue</b> Hollow core timber door and timber door frame with wallpaper, stainless steel and wood veneer finishes; fitted with lockset and door stopper. Lavatory door is fitted with louver. Aluminum slide-folding door with glass panel, fitted with lockset for lavatory inside store.
	<b>Store door</b> Solid core timber door and timber door frame with wood veneer finishes; fitted with lockset and door stopper.  The following units are excepted, <b>1/F – 3/F &amp; 5/F – 7/F of No. 111 Kadoorie Avenue and 1/F – 3/F, 5/F &amp; 7/F of No. 119 Kadoorie Avenue</b> Plastic slide-folding door.  <b>6/F of No. 119 Kadoorie Avenue</b> Aluminum slide-folding door, fitted with lockset.  <b>6/F &amp; 7/F of No. 121 Kadoorie Avenue</b> Solid core timber door and timber door frame with wood veneer and stainless steel finishes; fitted with lockset and door stopper.  <b>1/F – 3/F &amp; 5/F – 7/F of No. 131 Kadoorie Avenue</b> Solid core timber sliding door with wood veneer finishes; fitted with lockset and door stopper.  <b>G/F of No. 133 Kadoorie Avenue</b> Hollow core timber door and timber door frame with wood veneer and stainless steel finishes; fitted with lockset and door stopper.



# FITTINGS, FINISHES AND APPLIANCES

## 裝置、裝修物料及設備

3. Interior Fittings	
Item	Description
(a) Doors	<b>Balcony door</b> Aluminum framed glass slide-folding doors and swing doors, fitted with lockset.  The following units are excepted, <b>1/F – 3/F &amp; 5/F – 7/F of No. 115 Kadoorie Avenue</b> Aluminum framed glass slide-folding doors, fitted with lockset.
	<b>Utility platform door</b> <b>1/F – 3/F &amp; 5/F – 7/F of No. 111, No. 129 and No. 131 Kadoorie Avenue</b> <b>2/F – 3/F &amp; 5/F – 7/F of No. 119 Kadoorie Avenue and</b> <b>1/F – 3/F &amp; 5/F – 6/F of No. 125 Kadoorie Avenue</b> Aluminum framed glass swing door, fitted with lockset.  <b>1/F – 3/F &amp; 5/F – 7/F of No. 113, No. 115, No. 117, No. 123, No. 127, No. 133 Kadoorie Avenue and</b> <b>1/F – 3/F &amp; 5/F of No. 121 Kadoorie Avenue</b> Aluminum framed glass sliding door, fitted with lockset.
	<b>Flat roof door</b> <b>1/F of No. 119, No. 123, No. 125 and No. 131 Kadoorie Avenue</b> Aluminum framed swing glass door fitted with lockset.  <b>6/F &amp; 7/F of No. 121 Kadoorie Avenue</b> <b>7/F of No. 123 Kadoorie Avenue and</b> <b>2/F of No. 131 Kadoorie Avenue</b> Aluminum framed glass slide-folding door and swing door fitted with lockset.
	<b>Garden door</b> <b>G/F of No. 117, No. 121, No. 125, No. 127 &amp; No. 133 Kadoorie Avenue and</b> <b>1/F of No. 131 Kadoorie Avenue</b> Aluminum framed glass slide-folding door, swing door and sliding door fitted with lockset.  <b>G/F of No. 119 and No. 123 Kadoorie Avenue</b> Aluminum framed glass slide-folding door and sliding door fitted with lockset.
	<b>Back entrance door to lift lobby</b> <b>G/F of No. 119, No. 127 and No. 133 Kadoorie Avenue and</b> <b>6/F &amp; 7/F of No. 121 Kadoorie Avenue</b> Solid core fire rated timber door and timber door frame with wood veneer finishes; fitted with lockset and door stopper.
	<b>Living room door to back entrance</b> <b>G/F of No. 133 Kadoorie Avenue</b> Hollow core timber door and timber door frame finished with wood veneer and wallpaper; fitted with door handle and door stopper.
	<b>Kitchen door to back entrance</b> <b>G/F of No. 119 and No. 127 Kadoorie Avenue</b> Solid core fire rated timber door and timber door frame with wood veneer finishes fitted with lockset and door stopper.
	<b>Door to roof</b> Aluminum framed glass swing doors fitted with locksets.

3. Interior Fittings	
Item	Description
(b) Bathroom	<b>Master Bathroom</b> Fitted with wooden mirror cabinet and wooden vanity counter with natural stone countertop and sanitary wares and fittings include cast iron bathtub with water jets (1700(L) x 800(W) x 465(D)mm), shower cubicle, vitreous china water closet, vitreous china basin, chrome plated basin mixer, chrome plated overhead rain shower, chrome plated shower set with wall mounted water jets, chrome plated bath mixer with hand shower, chrome plated magnifying mirror, chrome plated heated towel rack, chrome plated robe hook and chrome plated paper holder. Steamer set is provided for the shower cubicle without bathtub.  The following units are excepted, <b>6/F &amp; 7/F of No. 121 Kadoorie Avenue</b> Fitted with wooden mirror cabinet and wooden vanity counter with natural stone countertop and sanitary wares and fittings include fiberglass bathtub with water jets (1700(L) x 750(W) x 565(D)mm), glass shower cubicle, vitreous china water closet, vitreous china basin, chrome plated basin mixer, chrome plated overhead rain shower, chrome plated shower set with wall mounted water jets, chrome plated bath mixer with hand shower, chrome plated robe hook, chrome plated paper holder and chrome plated heated towel rack. Steamer set is provided for the shower cubicle.  <b>7/F of No. 123 Kadoorie Avenue</b> Fitted with wooden mirror cabinet and wooden vanity counter with natural stone countertop. Sanitary wares and fittings include composite stone bath tub (1805(L) x 805(W) x 540(D)mm), shower cubicle, vitreous china water closet, metal basin, chrome plated basin mixer, chrome plated shower set with wall mounted water jets, chrome plated bath mixer with hand shower, chrome plated towel holder, chrome plated paper holder and chrome plated magnifying mirror. Steamer set is provided for the shower cubicle.  <b>G/F of No. 133 Kadoorie Avenue</b> Fitted with wooden vanity counter with natural stone countertop and sanitary wares and fittings include composite stone bathtub (1500(L) x 800(W) x 470(D)mm), glass shower cubicle, vitreous china water closet, natural stone basin, chrome plated bath mixer, basin mixer, chrome plated heated towel bar, chrome plated towel rail, chrome plated paper holder, chrome plated robe hook, chrome plated magnifying mirror and chrome plated shower set. Steamer set is provided for the shower cubicle.
	<b>Bathroom 1</b> Fitted with wooden mirror cabinet and wooden vanity counter with natural stone countertop and sanitary wares and fittings include vitreous china water closet, vitreous china basin, chrome plated basin mixer, chrome plated towel bar, chrome plated robe hook and chrome plated paper holder.  The following units are fitted with cast iron bathtub (1500(L) x 750(W) x 460(D) mm) and chrome plated bathtub mixer with hand shower: <b>1/F – 3/F &amp; 5/F – 7/F of No. 113, No. 115, No. 117 and No. 131 Kadoorie Avenue;</b> <b>G/F, 1/F – 3/F &amp; 5/F – 7/F of No. 119 Kadoorie Avenue;</b> <b>7/F of No. 123 Kadoorie Avenue;</b> <b>G/F, 1/F – 3/F &amp; 5/F – 6/F of No. 125 Kadoorie Avenue; and</b> <b>G/F of No. 127 Kadoorie Avenue.</b>



FITTINGS, FINISHES AND APPLIANCES

裝置、裝修物料及設備

3. Interior Fittings	
Item	Description
(b) Bathroom	<b>Bathroom 1</b> The following units are fitted with shower cubicle and chrome plated shower set: <b>1/F – 3/F &amp; 5/F – 7/F of No. 111, No. 127 and No. 129 Kadoorie Avenue; G/F of No. 117 Kadoorie Avenue; G/F, 1/F – 3/F &amp; 5/F of No. 121 Kadoorie Avenue; G/F, 1/F – 3/F &amp; 5/F – 6/F of No. 123 Kadoorie Avenue; and 1/F – 3/F &amp; 5/F – 7/F of No. 133 Kadoorie Avenue.</b>  The following units are excepted, <b>6/F &amp; 7/F of No. 121 Kadoorie Avenue</b> Fitted with wooden mirror cabinet and natural stone countertop and sanitary wares and fittings include fiberglass bathtub (1500(L) x 700(W) x 460(D)mm), vitreous china water closet, vitreous china basin, chrome plated basin mixer, chrome plated bathtub mixer with hand shower, chrome plated towel bar, chrome plated robe hook, chrome plated paper holder and chrome plated towel ring.  <b>G/F of No. 133 Kadoorie Avenue</b> Fitted with wooden mirror cabinet and natural stone countertop and sanitary wares and fittings include glass shower cubicle, vitreous china water closet, vitreous china basin, chrome plated basin mixer, chrome plated towel rail, chrome plated paper holder, chrome plated robe hook, chrome plated magnifying mirror, chrome plated shower set and chrome plated towel bar.
	<b>Bathroom 2</b> Fitted with wooden mirror cabinet and wooden vanity counter with natural stone countertop and sanitary wares and fittings include vitreous china water closet, vitreous china basin, chrome plated basin mixer, chrome plated towel bar, chrome plated robe hook and chrome plated paper holder.  The following units are fitted with cast iron bathtub (1500(L) x 750(W) x 460(D) mm) and chrome plated bathtub mixer with hand shower: <b>G/F of No. 117 Kadoorie Avenue; G/F, 1/F – 3/F &amp; 5/F of No. 121 Kadoorie Avenue; G/F, 1/F – 3/F &amp; 5/F – 7/F of No. 123 Kadoorie Avenue; and 1/F – 3/F &amp; 5/F – 7/F of No. 133 Kadoorie Avenue.</b>  The following units are fitted with shower cubicle and chrome plated shower set: <b>1/F – 3/F &amp; 5/F – 7/F of No. 113, No. 117 and No. 131 Kadoorie Avenue.</b>  The following units are excepted, <b>6/F &amp; 7/F of No. 121 Kadoorie Avenue</b> Fitted with wooden mirror cabinet and natural stone countertop and sanitary wares and fittings include fibreglass bathtub 1500(L) x 700(W) x 460(D)mm), vitreous china water closet, vitreous china basin, chrome plated basin mixer, chrome plated bathtub mixer with hand shower, chrome plated towel bar, chrome plated robe hook, chrome plated paper holder and chrome plated towel ring.  <b>G/F of No. 133 Kadoorie Avenue</b> Fitted with natural stone countertop and sanitary wares and fittings include cast iron bathtub (1500(L) x 700(W) x 403(D)mm), vitreous china water closet, vitreous china basin, chrome plated basin mixer, chrome plated bath mixer with hand shower, chrome plated towel rail, chrome plated paper holder, chrome plated robe hook, and chrome plated magnifying mirror.

3. Interior Fittings	
Item	Description
(b) Bathroom	<b>Bathroom 3</b> <b>6/F &amp; 7/F of No. 121 Kadoorie Avenue</b> Fitted with wooden mirror cabinet and natural stone countertop and sanitary wares and fittings include glass shower cubicle, vitreous china water closet, vitreous china basin, chrome plated basin mixer, chrome plated shower set, chrome plated robe hook, chrome plated paper holder and chrome plated towel ring.  For type and material of water supply system, please refer to “Water Supply” schedule.  For appliances provision and brand names, please refer to “Schedule of Appliances”.
(c) Kitchen	Wooden kitchen cabinet fitted with melamine faces chipboard and cabinet door in lacquer paint finishes, reconstituted stone countertop and stainless steel sink with chrome plated sink mixer.  The following units are excepted, <b>6/F &amp; 7/F of No. 121 Kadoorie Avenue</b> Wooden kitchen cabinet fitted with mother of pearl face finishes cabinet door, natural stone countertop and stainless steel sink fitted with chrome plated sink mixer.  <b>1/F – 3/F &amp; 5/F – 6/F of No. 123 Kadoorie Avenue and 1/F – 3/F &amp; 5/F – 7/F of No. 133 Kadoorie Avenue</b> Wooden kitchen cabinet fitted with melamine faces chipboard and cabinet door in wood veneer finishes, reconstituted stone countertop and stainless steel sink with chrome plated sink mixer.  <b>7/F of No. 123 Kadoorie Avenue</b> Wooden kitchen cabinet fitted with metal door laminated panel, stainless steel countertop and sink with chrome plated sink mixer.  <b>G/F of No. 133 Kadoorie Avenue</b> Wooden kitchen cabinet fitted with cabinet door in lacquer paint finishes, reconstituted stone countertop and stainless steel sink with chrome plated sink mixer. Kitchen island with reconstituted stone countertop and sink with chrome plated sink mixer.  For type and material of water supply system, please refer to “Water Supply” schedule.  For appliances provision and brand names, please refer to “Schedule of Appliances”.

FITTINGS, FINISHES AND APPLIANCES

裝置、裝修物料及設備

3. Interior Fittings	
Item	Description
(d) Bedroom	<p>No fittings, except the following units,</p> <p><b>1/F of No. 113 Kadoorie Avenue</b></p> <p><b>Master Bedroom</b> Built-in wooden wardrobe and display shelves finished with wood veneer, mirror and stainless steel. Built-in wooden headboard finished with wood veneer, fabric and stainless steel. Built-in wooden window bench finished with wood veneer and artificial leather. Motorized fabric curtain and sheer.</p> <p><b>Bedroom 1</b> Built-in wooden wardrobe finished with paint, glass and stainless steel. Built-in wooden headboard finished with fabric and stainless steel. Motorized fabric curtain and sheer.</p> <p><b>Bedroom 2</b> Built-in wooden wardrobe finished with paint and stainless steel. Built-in wooden headboard finished with paint, artificial leather and stainless steel. Built-in wooden window bench finished with wood veneer and artificial leather. Motorized fabric curtain and sheer.</p> <p><b>Bedroom 3</b> Built-in wooden display shelves finished with wood veneer and stainless steel. Motorized fabric curtain and sheer.</p> <p><b>1/F of No. 115 Kadoorie Avenue</b></p> <p><b>Master Bedroom</b> Built-in wooden wardrobe and display shelves finished with wood veneer, fabric panel and stainless steel. Built-in wooden headboard finished with fabric and stainless steel. Motorized fabric curtain and sheer.</p> <p><b>Bedroom 1</b> Built-in wooden wardrobe finished with paint and stainless steel. Built-in wooden headboard finished with stainless steel and fabric. Built-in wooden night stands finished with paint, fabric and stainless steel. Motorized fabric curtain and sheer.</p> <p><b>Bedroom 2</b> Built-in wooden wardrobe finished with paint, fabric and stainless steel. Built-in wooden display shelves finished with paint, laminate, fabric and stainless steel. Motorized fabric curtain and sheer.</p> <p><b>6/F of No. 119 Kadoorie Avenue</b></p> <p><b>Master Bedroom</b> Built-in wooden wardrobe finished with wood veneer, mirror and stainless steel. Motorized fabric curtain and sheer.</p> <p><b>Bedroom 1</b> Built-in wooden wardrobe finished with wood veneer, feature glass and stainless steel. Motorized fabric curtain and sheer.</p> <p><b>Bedroom 2</b> Built-in wooden bookcase finished with wood veneer, vinyl and stainless steel. Built-in wooden desk finished with wood veneer, vinyl and stainless steel. Built-in sofa finished with leather and wood veneer. Motorized fabric curtain and sheer.</p> <p><b>5/F of No. 121 Kadoorie Avenue</b></p> <p><b>Master Bedroom and Bedroom 3</b> Built-in wooden wardrobe finished with wood veneer. Built-in wooden display shelves finished with natural stone and stainless steel. Built-in wooden dressing table finished with vinyl and wood veneer. Motorized fabric curtain and sheer.</p> <p><b>Bedroom 1</b> Built-in wooden display shelves finished with wood veneer and stainless steel. Manual fabric curtain and sheer.</p> <p><b>Bedroom 2</b> Built-in wooden wardrobe finished with wood veneer and stainless steel. Built-in wooden writing desk finished with wood veneer and stainless steel, with a metal bookshelf. Manual fabric curtain and sheer.</p>

3. Interior Fittings	
Item	Description
(d) Bedroom	<p><b>6/F &amp; 7/F of No. 121 Kadoorie Avenue</b></p> <p><b>Master Bedroom</b> Built-in wooden wardrobe finished with wood veneer, feature glass and stainless steel. Built-in headboard finished with wood veneer, mirror, fabric panel and stainless steel. Motorized fabric curtain and sheer.</p> <p><b>Bedroom 1</b> Built-in wooden display cabinet finished with wood veneer, glass and stainless steel. Built-in wooden wardrobe finished with wood veneer, glass and stainless steel. Built-in headboard finished with wood veneer, stainless steel and feature glass. Motorized fabric curtain and sheer.</p> <p><b>Bedroom 2</b> Built-in wooden wardrobe finished with paint, fabric panel and stainless steel. Built-in wooden work desk finished with paint, stainless steel, mirror and fabric panel. Built-in wooden display cabinet finished with paint, stainless steel, mirror, glass and fabric panel. Motorized fabric curtain and sheer.</p> <p><b>Bedroom 3</b> Built-in wooden display cabinet finished with wood veneer, stainless steel, feature glass and fabric panel. Motorized sheer.</p> <p><b>G/F of No. 123 Kadoorie Avenue</b></p> <p><b>Master Bedroom</b> Built-in wooden wardrobe, drawers and shelves are finished with wood veneer. Built-in wooden headboard finished with timber panel with fabric, leather and stainless steel. Motorized fabric curtain and sheer.</p> <p><b>Bedroom 1</b> Built-in wooden book shelves and cabinet finished with wood veneer and stainless steel. Motorized fabric roman blind.</p> <p><b>Bedroom 2</b> Built-in wooden wardrobe and display shelves are finished with wood veneer and fabric. Built-in wooden headboard finished with fabric. Built-in wooden window bench and desk finished with natural stone, wood veneer and fabric. Motorized fabric curtain and sheer.</p> <p><b>Bedroom 3</b> Built-in wooden wardrobe is finished with feature glass, wood veneer and stainless steel. Built-in wooden headboard finished with timber panel and vinyl. Motorized fabric curtain and sheer.</p> <p><b>G/F of No. 125 Kadoorie Avenue</b></p> <p><b>Master Bedroom</b> Built-in wooden headboard finished with wallpaper. Built-in wooden decoration column finished with paint. Built-in wooden wardrobe and cabinet finished with paint. Manual fabric curtain and sheer.</p> <p><b>Bedroom 1</b> Built-in wooden wardrobe and cabinet finished with paint and metal. Manual fabric curtain and sheer.</p> <p><b>1/F of No. 131 Kadoorie Avenue</b></p> <p><b>Master Bedroom and Walk-in closet</b> Built-in wooden wardrobe finished with wood veneer, wallpaper and feature glass. Motorized fabric curtain and sheer.</p> <p><b>Bedroom 1</b> Built-in wooden wardrobe finished with wood veneer. Built-in wooden dressing table and mirror finished with wood veneer and stainless steel. Manual fabric curtain and sheer.</p> <p><b>Bedroom 2</b> Built-in wooden wardrobe finished with wood veneer. Built-in wooden writing desk finished with wood veneer and artificial leather finish, with a metal bookshelf. Fabric mounted bed frame with stainless steel finishes. Manual fabric curtain and sheer.</p> <p><b>Bedroom 3</b> Built-in wooden display shelves finished with vinyl &amp; wood veneer. Motorized fabric roman blinds and sheer.</p>

# FITTINGS, FINISHES AND APPLIANCES

## 裝置、裝修物料及設備

3. Interior Fittings	
Item	Description
(d) Bedroom	<b>G/F of No. 133 Kadoorie Avenue</b> <b>Master Bedroom</b> Built-in metal fireplace. Built-in wooden headboard finished with wallpaper and stainless steel. Built-in wooden wardrobe finished with wallpaper, wood veneer, metal and glass. Manual fabric curtain and sheer. <b>Bedroom 1</b> Built-in wooden wardrobe and cabinet finished with wallpaper, wood veneer and stainless steel. Manual fabric curtain and sheer. <b>Bedroom 2</b> Built-in wooden bed finished with wood veneer. Built in wooden display cabinet finished with stainless steel. Manual fabric curtain and sheer.
(e) Telephone	Telephone outlets are provided in living room, dining room and all bedrooms. For the location and number of connection points, please refer to the "Schedule of Mechanical & Electrical Provisions".
(f) Aerials	TV and FM Outlets are provided in living room, dining room, Master Bathrooms and all bedrooms. For the location and number of connection points, please refer to the "Schedule of Mechanical & Electrical Provisions".
(g) Electrical Installations	All cables run in both concealed and exposed type conduit*. Three phases electricity supply with miniature circuit breaker distribution board is provided inside residential units. For the location and number of power points and air-conditioning points, please refer to the "Schedule of Mechanical & Electrical Provisions". <small>* Note: Other than those parts of the conduits concealed within concrete, the rest of them are exposed. The exposed conduits may be covered or hidden by false ceilings, bulkheads, cabinets, claddings, non-concrete partition walls, pipe ducts or other materials.</small>
(h) Gas Supply	Type: Towngas supply Towngas supply pipe is provided and connected to gas cooking hob inside residential units. For the location of gas supply point, please refer to the "Schedule of Mechanical & Electrical Provisions".
(i) Washing Machine Connection Point	Water inlet 22mm diameter and water outlet 40mm in diameter for washing machine connection are provided inside residential units. For the location of connection points for washing machine, please refer to the "Schedule of Mechanical & Electrical Provisions".
(j) Water Supply	Copper water pipes are provided for cold water supply and copper water pipes with thermal insulation are provided for hot water supply. uPVC pipes are provided for flushing water supply. Water pipes are installed in both concealed and exposed type*. Hot water supply to kitchens, bathrooms and lavatories is provided by electric water heaters. <small>* Note: Other than those parts of the pipes concealed within concrete, the rest of them are exposed. The exposed pipes may be covered or hidden by false ceilings, bulkheads, cabinets, claddings, non-concrete partition walls, pipe ducts or other materials.</small>

4. Miscellaneous	
Item	Description
(a) Lifts	One no. of passenger lift and One no. of service lift (Brand and Model No.: Schindler 5500 for both lifts ) for No. 111, No. 113 and No. 115 Kadoorie Avenue serving B2/F, B1/F, G/F, 1/F to 3/F and 5/F to 7/F.  One no. of passenger lift and One no. of service lift (Brand and Model No.: Schindler 5500 for both lifts ) for No. 117, No. 119 and No. 121 Kadoorie Avenue serving B2/F, B1/F, G/F, 1/F to 3/F and 5/F to 7/F.  One no. of passenger lift and One no. of service lift (Brand and Model No.: Schindler 5500 for both lifts ) for No. 123, No. 125 and No. 127 Kadoorie Avenue serving B2/F, B1/F, G/F, 1/F to 3/F and 5/F to 7/F.  One no. of passenger lift and One no. of service lift (Brand and Model No.: Schindler 5500 for both lifts ) for No. 129, No. 131 and No. 133 Kadoorie Avenue serving B2/F, B1/F, G/F, 1/F to 3/F and 5/F to 7/F.  One no. of passenger lift (Brand and Model No.: Schindler 5500) serving B2/F and G/F at the Clubhouse.
(b) Letter Box	Stainless steel letter box is provided.
(c) Refuse Collection	Refuse Storage and Material Recovery Room is provided in the common area of each residential floor. Refuse Storage and Material Recovery Chamber is located on G/F for collection of refuse by cleaners on regular basis.
(d) Water Meter, Electricity Meter and Gas Meter	Separate meter of water for each unit is provided in the water meter cabinet on respective residential floor.  Separate meter of electricity for each unit is provided in the electric meter cabinet on respective residential floor.  Separate meter of gas for following units is provided in the Kitchen of respective residential unit, <b>1/F – 3/F &amp; 5/F – 7/F of No. 115 and No. 131 Kadoorie Avenue; G/F, 1/F – 3/F &amp; 5/F – 7/F of No. 117, No. 121, No. 123, No. 127, No. 129 and No. 133 Kadoorie Avenue; and G/F, 1/F – 3/F &amp; 5/F – 6/F of No. 125 Kadoorie Avenue.</b>  Separate meter of gas for following units is provided in the Store of respective residential unit, <b>1/F – 3/F &amp; 5/F – 7/F of No. 111 and No. 113 Kadoorie Avenue; G/F, 1/F – 3/F &amp; 5/F – 7/F of No. 119 Kadoorie Avenue.</b>

5. Security Facilities	
Item	Description
(a) Security System	CCTV cameras are provided at Lift Lobbies and Service Lift Lobbies of B2/F, B1/F and G/F, exit doors to upper roofs, Clubhouse, Emergency Vehicular Access, footpath, carpark and lift cars. Images of CCTV cameras are connected to the security console system at G/F Caretaker's Quarter and Caretakers' Counters at G/F lift lobbies.  Visitor panel with smart card access control system and security door lock are provided at Lift Lobbies of B2/F, B1/F and G/F. Video door phone at each unit is connected to the handsets at Caretakers' Counters at G/F lift lobbies.  Panic alarm push button at clubhouse area is connected to Clubhouse Reception Counter. Panic alarm push button is provided on the video door phone of the residential units and connected to the panel at Caretakers' Counters at G/F lift lobbies.



# FITTINGS, FINISHES AND APPLIANCES

## 裝置、裝修物料及設備

1. 外部裝修物料	
細項	描述
(a) 外牆	鋪砌仿麻石磚，天然石材，鋁質飾板，玻璃外牆及噴漆。
(b) 窗	客廳、飯廳及睡房之窗戶為鋁質窗框，配以雙層中空玻璃。其他窗戶為鋁質窗框，配以單層玻璃。
(c) 窗台	窗台用料為鋼筋混凝土及鋁質窗框配以雙層中空玻璃。窗台板以天然石材鋪砌。
(d) 花槽	花槽牆身鋪砌天然石材及噴漆。
(e) 陽台或露台	有蓋露台配設金屬欄杆，地台鋪砌瓷磚及合成木地台。露台邊鋪砌天然石材及鋁金屬邊。天花裝配鋁板。不設陽台。
(f) 乾衣設施	不適用

2. 室內裝修物料	
細項	描述
(a) 大堂	<b>升降機大堂 (地庫二層、地庫一層及地下)</b> 地台鋪砌天然石材。牆身鋪砌天然石材、木皮飾面、不銹鋼及玻璃。天花裝設石膏板及髹乳膠漆。
	<b>入口大堂 (地下)</b> 地台鋪砌天然石材。牆身鋪砌天然石材、木皮飾面、不銹鋼及玻璃。天花裝設石膏板及髹乳膠漆和特色油漆。
	<b>升降機大堂 ( 1 樓至 3 樓及 5 樓至 7 樓)</b> 地台鋪砌天然石材。牆身鋪砌天然石材、木皮飾面、不銹鋼及鏡。天花裝設石膏板及髹乳膠漆。
(b) 內牆及天花板	<b>內牆</b> 客廳、飯廳及睡房牆身外露部分髹乳膠漆。
	<b>天花板</b> 客廳、飯廳及睡房天花外露部分髹乳膠漆，部分位置裝設石膏板假樑及髹乳膠漆。
	以下單位除外 <b>嘉道理道 111 號之 1 樓至 3 樓及 5 樓至 6 樓及嘉道理道 119 號之 1 樓至 3 樓、5 樓及 7 樓</b>
	<b>內牆</b> 客廳、飯廳及睡房牆身外露部分髹乳膠漆，部分牆身以天然石材及木皮飾面鋪砌。
	<b>天花板</b> 客廳、飯廳及睡房天花外露部分髹乳膠漆，部分位置裝設石膏板假樑及髹乳膠漆。
	<b>嘉道理道 113 號之 1 樓</b>
	<b>內牆</b> 客廳及飯廳牆身外露部分以牆紙、木飾面板、特色玻璃及不銹鋼鋪砌。主人睡房牆身外露部分以牆紙、木飾面板、特色玻璃、不銹鋼及捫布面板鋪砌。 睡房 1、睡房 2 及睡房 3 牆身外露部分以牆紙、木飾面板、不銹鋼及捫布面板鋪砌。
	<b>天花板</b> 客廳及飯廳外露部分裝設石膏板假天花，以不銹鋼及木飾面板鋪砌，及髹乳膠漆。睡房外露部分裝設石膏板假天花，以天花紙、木飾面板及不銹鋼鋪砌，及髹乳膠漆。
	<b>嘉道理道 115 號之 1 樓</b>
	<b>內牆</b> 客廳及飯廳牆身外露部分以牆紙、木飾面板、特色玻璃及不銹鋼鋪砌。主人睡房及睡房 1 牆身外露部分以牆紙、木飾面板、不銹鋼及捫布面板鋪砌。睡房 2 牆身外露部分以牆紙、鏡、不銹鋼及捫布面板鋪砌。
	<b>天花板</b> 客廳、飯廳及睡房外露部分裝設石膏板假天花，以天花紙、不銹鋼及木飾面板鋪砌，及髹乳膠漆。

2. 室內裝修物料	
細項	描述
(b) 內牆及天花板	<b>嘉道理道 119 號之 6 樓</b> <b>內牆</b> 客廳、飯廳及睡房牆身外露部分以牆紙、木飾面板、人造皮飾面板及不銹鋼鋪砌。
	<b>天花板</b> 客廳、飯廳及睡房外露部分裝設石膏板假天花，以天花紙及不銹鋼鋪砌，髹特色油漆及乳膠漆。
	<b>嘉道理道 121 號之 5 樓</b>
	<b>內牆</b> 客廳及飯廳牆身外露部分以天然石材、牆紙、木皮飾面及不銹鋼鋪砌。主人睡房牆身外露部分以天然石材、牆紙、捫布、木皮飾面及不銹鋼鋪砌。睡房 1 牆身外露部分以牆紙及木皮飾面鋪砌。睡房 2 牆身外露部分以牆紙、捫布及木皮飾面鋪砌。睡房 3 牆身外露部分以牆紙鋪砌。
	<b>天花板</b> 客廳、飯廳及睡房外露部分以石膏板鋪砌及髹乳膠漆。
	<b>嘉道理道 121 號之 6 樓及 7 樓</b>
	<b>內牆</b> 客廳及飯廳牆身外露部分以牆紙、木飾面板、不銹鋼、天然石材及鏡鋪砌。主人睡房牆身外露部分以牆紙、木飾面板、特色玻璃、不銹鋼及捫布面板鋪砌。睡房 1 及睡房 2 牆身外露部分以牆紙、木飾面板、不銹鋼及捫布面板鋪砌。睡房 3 牆身外露部分以牆紙、木飾面板、不銹鋼及特色玻璃鋪砌。
	<b>天花板</b> 客廳及飯廳外露部分裝設石膏板假天花，以天花紙、不銹鋼及木飾面板鋪砌，髹特色油漆及乳膠漆。主人睡房、睡房 1、睡房 2 及睡房 3 外露部分裝設石膏板假天花，以木飾面板、不銹鋼及天花紙鋪砌，及髹乳膠漆。
	<b>嘉道理道 123 號之地下</b>
	<b>內牆</b> 客廳及飯廳牆身外露部分以牆紙、木飾面板、捫布面板、天然石材及不銹鋼鋪砌。主人睡房牆身外露部分以牆紙、木飾面板、捫布面板及不銹鋼鋪砌。 睡房 1 及睡房 3 牆身外露部分以牆紙及不銹鋼鋪砌。睡房 2 牆身外露部分以牆紙、木飾面板及不銹鋼鋪砌。
	<b>天花板</b> 客廳及飯廳外露部分裝設石膏板假天花，以木飾鑲邊鋪砌及髹乳膠漆。睡房外露部分裝設石膏板假天花，髹乳膠漆。
	<b>嘉道理道 123 號之 7 樓</b>
	<b>內牆</b> 客廳、飯廳及睡房牆身外露部分髹乳膠漆，部分牆身以天然石材鋪砌。
	<b>天花板</b> 客廳、飯廳及睡房天花外露部分髹乳膠漆，部分位置裝設石膏板假樑及髹乳膠漆。
	<b>嘉道理道 125 號之地下</b>
	<b>內牆</b> 客廳、飯廳及睡房牆身外露部分以牆紙及不銹鋼鋪砌、髹特殊塗料及乳膠漆。
	<b>天花板</b> 客廳、飯廳及睡房外露部分髹乳膠漆，部分位置裝設石膏板假樑及髹乳膠漆。
	<b>嘉道理道 127 號及 129 號之 1 樓至 3 樓及 5 樓至 6 樓</b>
	<b>內牆</b> 客廳、飯廳、主人睡房、睡房 1 及睡房 2 牆身外露部分髹乳膠漆。睡房 3 部分位置設有金屬邊之玻璃及木質間隔，及金屬邊框之玻璃門，另部分位置外露部分髹乳膠漆。
	<b>天花板</b> 客廳、飯廳及睡房天花外露部分髹乳膠漆，部分位置裝設石膏板假樑及髹乳膠漆。



# FITTINGS, FINISHES AND APPLIANCES

## 裝置、裝修物料及設備

2. 室內裝修物料	
細項	描述
(b) 內牆及天花板	<b>嘉道理道 131 號之 1 樓</b> <b>內牆</b> 客廳、飯廳、主人睡房及睡房 2 牆身外露部分以牆紙、捫布、木皮飾面及不銹鋼鋪砌。睡房 1 牆身外露部分以牆紙、木皮飾面及不銹鋼鋪砌。睡房 3 牆身外露部分以牆紙、捫布及木皮鋪砌。 <b>天花板</b> 客廳、飯廳及睡房外露部分以石膏板及木皮飾面鋪砌，及髹乳膠漆。
	<b>嘉道理道 133 號之地下</b> <b>內牆</b> 客廳、飯廳及睡房牆身外露部分以牆紙、不銹鋼、捫布板、鏡及木皮飾面鋪砌，及髹特色油漆。 <b>天花板</b> 客廳及主人睡房外露部分裝設弧形木飾板假天花及石膏板假樑及髹乳膠漆。飯廳、睡房 1 及睡房 2 外露部分以石膏板及木板天花鋪砌及髹乳膠漆。
	客廳、飯廳及睡房外露部分鋪砌複合木地板配木皮飾面腳線，另連接往露台(如有)、工作平台(如有)、花園(如有)及／或平台(如有)沿門邊之地台圍邊部分以天然石材鋪砌。  以下單位除外 <b>嘉道理道 111 號之 1 樓至 3 樓及 5 樓至 6 樓及 嘉道理道 119 號之 1 樓至 3 樓及 5 樓</b> 客廳、飯廳及睡房外露部分鋪砌複合木地板配木皮飾面腳線，飯廳部分位置外露部分以天然石材鋪砌，另連接往露台沿門邊之地台圍邊部分以天然石材鋪砌。  <b>嘉道理道 111 號、113 號、115 號、117 號、123 號、127 號、129 號、131 號及 133 號之 7 樓</b> 客廳、飯廳及睡房外露部分鋪砌複合木地板配木皮飾面腳線。內部樓梯平台外露部分以天然石材鋪砌。另連接往露台、工作平台及平台(如有)沿門邊之地台圍邊部分以天然石材鋪砌。  <b>嘉道理道 113 號之 1 樓</b> 客廳及飯廳外露部分鋪砌天然石材及不銹鋼配木皮飾面腳線。主人睡房外露部分鋪砌地毯配木皮飾面腳線。睡房 1、睡房 2 及睡房 3 外露部分鋪砌地毯配油漆飾面腳線。  <b>嘉道理道 115 號之 1 樓</b> 客廳及飯廳外露部分鋪砌複合木地板配木皮飾面及不銹鋼腳線。主人睡房外露部分鋪砌地毯配木皮飾面腳線。睡房 1 及睡房 2 外露部分鋪砌地毯配油漆飾面腳線。另連接往露台沿門邊之地台圍邊部分以天然石材鋪砌。  <b>嘉道理道 117 號、119 號、121 號、125 號及 127 號之地下</b> 客廳、飯廳及睡房外露部分鋪砌複合木地板配木皮飾面腳線，另連接往花園沿門邊之地台圍邊部分以天然石材鋪砌。  <b>嘉道理道 123 號之地下</b> 客廳及飯廳外露部分鋪砌天然石材及不銹鋼飾面配不銹鋼腳線。睡房外露部分鋪砌複合木地板飾面配不銹鋼腳線。另連接往花園沿門邊之地台圍邊以天然石材鋪砌。
(c) 內部地板	

2. 室內裝修物料	
細項	描述
(c) 內部地板	<b>嘉道理道 119 號之 6 樓</b> 客廳及飯廳外露部分鋪砌天然石材配天然石材腳線。睡房外露部分鋪砌地毯配木皮飾面腳線。  <b>嘉道理道 119 號之 7 樓</b> 客廳、飯廳及睡房外露部分鋪砌複合木地板配木皮飾面腳線，飯廳部分位置外露部分以天然石材鋪砌。內部樓梯平台外露部分以天然石材鋪砌。另連接往露台沿門邊之地台圍邊部分以天然石材鋪砌。  <b>嘉道理道 121 號之 5 樓</b> 客廳、飯廳及睡房外露部分鋪砌複合木地板配木皮飾面腳線，另連接往露台及工作平台沿門邊之地台圍邊部分以天然石材鋪砌。  <b>嘉道理道 121 號之 6 樓及 7 樓</b> 客廳及飯廳外露部分鋪砌複合木地板配木皮飾面腳線，及鋪砌天然石材地台配天然石材地線。主人睡房、睡房 1 及睡房 2 外露部分鋪砌地毯配木皮飾面腳線。睡房 3 外露部分鋪砌複合木地板配木皮飾面腳線，另連接往露台及平台沿門邊之地台圍邊部分以天然石材鋪砌。  <b>嘉道理道 131 號之 1 樓</b> 客廳及飯廳外露部分鋪砌天然石材配不銹鋼飾面腳線。主人睡房外露部分鋪砌複合木地板配不銹鋼飾面腳線。睡房 1、睡房 2 及睡房 3 外露部分鋪砌複合木地板配木材飾面腳線。另連接往工作平台、花園及平台沿門邊之地台圍邊部分以天然石材鋪砌。  <b>嘉道理道 133 號之地下</b> 客廳及飯廳外露部分鋪砌天然石材配不銹鋼飾面腳線。睡房外露部分鋪砌複合木地板配不銹鋼飾面腳線。
	(d) 浴室  牆身外露部分鋪砌天然石材至假天花。主人浴室淋浴間設有玻璃纖維天花，而其他天花板位置裝設石膏板假天花及髹乳膠漆。地台外露部分鋪砌天然石。  以下單位除外 <b>嘉道理道 133 號之地下</b> 主人浴室牆身外露部分鋪砌天然石材、馬賽克、木皮飾面及不銹鋼至假天花。浴室 1 和浴室 2 牆身外露部分鋪砌天然石材、木皮飾面及馬賽克至假天花。主人浴室天花板裝設石膏板假天花及髹乳膠漆。地台外露部分鋪砌天然石及馬賽克。
	(e) 廚房  牆身外露部分鋪砌天然石材及不銹鋼至假天花。廚櫃後牆身裝設木板條、英泥沙批盪及陶瓷瓦片。天花板裝設石膏板假天花及髹乳膠漆。地台外露部分鋪砌天然石材。廚房灶台鋪設人造石。  以下單位除外 <b>嘉道理道 123 號之 7 樓</b> 牆身外露部分鋪砌天然石材及不銹鋼至假天花。廚櫃後牆身裝設木板條、英泥沙批盪及陶瓷瓦片。天花板裝設石膏板假天花及髹乳膠漆。地台外露部分鋪砌天然石材。廚房灶台鋪設不銹鋼。  <b>嘉道理道 133 號之地下</b> 廚房設不銹鋼框防火玻璃間隔。牆身外露部分鋪砌天然石材及鏡至假天花。廚櫃後牆身裝設木板條、英泥沙批盪及陶瓷瓦片。地台外露部分鋪砌天然石材拼花圖案。廚房灶台鋪設人造石。天花板裝設垂直木條掛式天花及髹乳膠漆。

# FITTINGS, FINISHES AND APPLIANCES

## 裝置、裝修物料及設備

3. 室內裝置	
細項	描述
(a) 門	<b>大門</b> 實心防火木門及木門框配以木皮飾面，裝設封口線，配置門鎖、防盜眼、隱藏式氣鼓、防盜鏈及門擋。
	以下單位除外
	<b>嘉道理道 119 號、127 號及 133 號之地下</b> 噴塗金屬門及金屬門框，配置門鎖、防盜眼、隱藏式氣鼓、防盜鏈及門擋。
	<b>嘉道理道 125 號之地下</b> 實心防火木門及木門框配以木皮及油漆飾面，裝設封口線，配置門鎖、防盜眼、隱藏式氣鼓、防盜鏈及門擋。
	<b>睡房門</b> 實心木門及木門框配以木皮飾面，配置門鎖及門擋。
	以下單位除外
	<b>嘉道理道 113 號之 1 樓</b> 主人睡房門為實心木門及木門框配以木皮飾面，配置門鎖及門擋。其他睡房門為實心木門及木門框配以木皮及油漆飾面，配置門鎖及門擋。
	<b>嘉道理道 115 號之 1 樓</b> 實心木門及木門框配以木皮、不銹鋼及油漆飾面，配置門鎖及門擋。
	<b>嘉道理道 119 號之 6 樓</b> 實心木門及木門框配以捫布、不銹鋼及髹漆飾面，配置門鎖及門擋。
	<b>嘉道理道 121 號之 6 樓及 7 樓</b> 實心木門及木門框配以木皮及不銹鋼飾面，配置門鎖及門擋。
	<b>嘉道理道 123 號之地下</b> 空心木門及木門框配以木皮飾面，配置門鎖及門擋。
	<b>嘉道理道 125 號之地下</b> 實心木門及木門框配以油漆飾面，配置門鎖及門擋。
	<b>嘉道理道 127 號及 129 號之 1 樓至 3 樓及 5 樓至 6 樓</b> 主人睡房、睡房 1 及睡房 2 房門為實心木門及木門框配以木皮飾面，配置門鎖及門擋。睡房 3 房門為玻璃門配以噴塗金屬框及配置門鎖。
	<b>嘉道理道 133 號之地下</b> 空心木門及木門框配以牆紙、木皮及不銹鋼飾面及髹漆，配置門鎖及門擋。
	<b>浴室門</b> 實心木門及木門框配以木皮飾面，配置門鎖及門擋。部分浴室門設有百葉(只限無窗之浴室)。
	以下單位除外
	<b>嘉道理道 113 號之 1 樓</b> 浴室門為實心木門及木門框配以木皮、不銹鋼飾面及髹漆，配置門鎖及門擋。主人浴室的門為實心木門及木門框配以特色玻璃飾面，配置門鎖及門擋。部分浴室門設有百葉(只限無窗之浴室)。
	<b>嘉道理道 115 號之 1 樓</b> 浴室門為實心木門及木門框配以木皮及不銹鋼飾面，配置門鎖和門擋。部分浴室門設有百葉(只限無窗之浴室)。
	<b>嘉道理道 119 號之 6 樓</b> 實心木門及木門框配以捫布、不銹鋼及髹漆飾面，配置門鎖及門擋。睡房 1 浴室門設有百葉。

3. 室內裝置	
細項	描述
(a) 門	<b>浴室門</b> <b>嘉道理道 121 號之 6 樓及 7 樓</b> 浴室門為實心木門及木門框配以木皮及不銹鋼飾面，配置門鎖及門擋。浴室 2 的門為實心木門及木門框配以髹漆及不銹鋼飾面，配置門鎖及門擋。
	<b>嘉道理道 123 號之地下</b> 浴室 2 及主人浴室的門為空心木門及木門框配以木皮及牆紙飾面，配置門鎖及門擋。浴室 1 的門為空心木門及木門框配以木皮飾面，配置門鎖及門擋。浴室 1 浴室門設有百葉。
	<b>嘉道理道 125 號之地下</b> 實心木門及木門框配以油漆飾面，配置門鎖及門擋。部分浴室門設有百葉(只限無窗之浴室)。
	<b>嘉道理道 133 號之地下</b> 空心木門及木門框配以牆紙、木皮、不銹鋼飾面及髹漆，配置門鎖及門擋。睡房 1 浴室門設有百葉。
	<b>廚房門</b> 實心防火木門及木門框配以木皮飾面，配置門把、隱藏式氣鼓、門擋及玻璃。
	以下單位除外
	<b>嘉道理道 113 號之 1 樓</b> 實心防火木門及木門框配以特色玻璃及不銹鋼飾面，配置門把、隱藏式氣鼓、門擋及玻璃。
	<b>嘉道理道 115 號之 1 樓</b> 實心防火木門及木門框配以油漆及不銹鋼飾面，配置門把、隱藏式氣鼓、門擋及玻璃。
	<b>嘉道理道 119 號之 6 樓</b> 實心防火木門及木門框配以不銹鋼及髹漆飾面，配置門把、隱藏式氣鼓、門擋及玻璃。
	<b>嘉道理道 121 號之 5 樓與 6 樓及 7 樓</b> 實心防火木門及木門框配以木皮及不銹鋼飾面，配置門把、隱藏式氣鼓、門擋及玻璃。
	<b>嘉道理道 125 號之地下</b> 實心防火木門及木門框配以油漆飾面，配置門把、隱藏式氣鼓、門擋及玻璃。
	<b>嘉道理道 131 號之 1 樓</b> 實心防火木門及木門框配以木皮、牆紙及不銹鋼飾面，配置門把、隱藏式氣鼓、門擋及玻璃。
	<b>嘉道理道 133 號之地下</b> 實心防火木門及木門框配以鏡、牆紙及不銹鋼飾面，配置門把、隱藏式氣鼓及門擋。
	<b>洗手間門</b> 實心木門及木門框配以木皮飾面，配置門鎖及門擋(位於儲物室內之洗手間及毗鄰儲物室之洗手間除外)。無窗之洗手間門設有百葉(位於儲物室內之洗手間及毗鄰儲物室之洗手間除外)。位於儲物室內之洗手間及毗鄰儲物室之洗手間設鋁質趟摺門，配置門鎖。
	以下單位除外
	<b>嘉道理道 113 號之 1 樓</b> 實心木門及木門框配以木皮、不銹鋼及油漆飾面，配置百葉、門鎖及門擋。位於儲物室內之洗手間設鋁質趟摺門，配置門鎖。

# FITTINGS, FINISHES AND APPLIANCES

## 裝置、裝修物料及設備

3. 室內裝置	
細項	描述
(a) 門	<b>洗手間門</b> <b>嘉道理道 119 號之 6 樓</b> 實心木門及木門框配以捫布、不銹鋼及髹漆飾面，配置門鎖及門擋。位於儲物室內之洗手間設鋁質趟摺門，配置門鎖。
	<b>嘉道理道 121 號之地下至 3 樓及 5 樓</b> 實心木門及木門框配以木皮飾面，配置門鎖及門擋（位於儲物室內之洗手間及毗鄰儲物室之洗手間除外）。位於儲物室內之洗手間及毗鄰儲物室之洗手間設鋁質趟摺門，配置門鎖。
	<b>嘉道理道 125 號之地下</b> 實心木門及木門框配以油漆飾面，配置門鎖及門擋。位於儲物室內之洗手間設鋁質趟摺門，配置門鎖。
	<b>嘉道理道 133 號之地下</b> 空心木門及木門框配以牆紙、不銹鋼及木皮飾面，配置門鎖及門擋，設有百葉。位於儲物室內之洗手間設鋁質趟摺門，設有玻璃，配置門鎖。
	<b>儲物房門</b> 實心木門及木門框配以木皮飾面，配置門鎖及門擋。  以下單位除外 <b>嘉道理道 111 號之 1 樓至 3 樓及 5 樓至 7 樓及 嘉道理道 119 號之 1 樓至 3 樓、5 樓及 7 樓</b> 塑膠趟摺門。
	<b>嘉道理道 119 號之 6 樓</b> 鋁質趟摺門，配置門鎖。
	<b>嘉道理道 121 號之 6 樓及 7 樓</b> 實心木門及木門框配以木皮及不銹鋼飾面，配置門鎖及門擋。
	<b>嘉道理道 131 號之 1 樓至 3 樓及 5 樓至 7 樓</b> 實心木趟門配以木皮飾面，配置門鎖及門擋。
	<b>嘉道理道 133 號之地下</b> 空心木門及木門框配以木皮及不銹鋼飾面，配置門鎖及門擋。
	<b>露台門</b> 鋁質框玻璃趟摺門及掩門，配置門鎖。  以下單位除外 <b>嘉道理道 115 號之 1 樓至 3 樓及 5 樓至 7 樓</b> 鋁質框玻璃趟摺門，配置門鎖。
	<b>工作平台門</b> <b>嘉道理道 111 號、129 號及 131 號之 1 樓至 3 樓及 5 樓至 7 樓 嘉道理道 119 號之 2 樓至 3 樓及 5 樓至 7 樓及 嘉道理道 125 號之 1 樓至 3 樓及 5 樓至 6 樓</b> 鋁質框玻璃掩門，配置門鎖。  <b>嘉道理道 113 號、115 號、117 號、123 號、127 號及 133 號之 1 樓至 3 樓及 5 樓至 7 樓及 嘉道理道 121 號之 1 樓至 3 樓及 5 樓</b> 鋁質框玻璃趟門，配置門鎖。

3. 室內裝置	
細項	描述
(a) 門	<b>平台門</b> <b>嘉道理道 119 號、123 號、125 號及 131 號之 1 樓</b> 鋁質框玻璃掩門，配置門鎖。  <b>嘉道理道 121 號之 6 樓及 7 樓 嘉道理道 123 號之 7 樓及 嘉道理道 131 號之 2 樓</b> 鋁質框玻璃趟摺門及掩門，配置門鎖。
	<b>花園門</b> <b>嘉道理道 117 號、121 號、125 號、127 號及 133 號之地下及 嘉道理道 131 號之 1 樓</b> 鋁質框玻璃趟摺門，掩門及趟門，配置門鎖。  <b>嘉道理道 119 號及 123 號之地下</b> 鋁質框玻璃趟摺門及趟門，配置門鎖。
	<b>通往電梯大堂之後門</b> <b>嘉道理道 119 號、127 號及 133 號之地下及 嘉道理道 121 號之 6 樓及 7 樓</b> 實心防火木門及木門框配以木皮飾面，配置門鎖及門擋。
	<b>客廳通往後門之門</b> <b>嘉道理道 133 號之地下</b> 空心木門及木門框配以木皮及牆紙飾面，配置門鎖及門擋。
	<b>廚房通往後門之門</b> <b>嘉道理道 119 號及 127 號之地下</b> 實心防火木門及木門框配以木皮飾面，配置門把及門擋。
	<b>天台門</b> 鋁質框玻璃掩門，配置門鎖。
	<b>主人浴室</b> 裝設木鏡櫃及木面盆櫃連天然石材檯面，配以衛浴潔具，包括鑄鐵浴缸連噴水咀（1700(長) x 800(闊) x 465(深) 毫米）、淋浴間、搪瓷坐廁、搪瓷面盆。裝設鍍鉻面盆水龍頭、鍍鉻雨淋式花灑、鍍鉻沐浴花灑套裝連牆身噴水咀、鍍鉻浴缸水龍頭連花灑、鍍鉻梳妝鏡、鍍鉻發熱毛巾架、鍍鉻衣鉤及鍍鉻廁紙架。沒有浴缸的獨立淋浴間內設有蒸汽套裝。  以下單位除外 <b>嘉道理道 121 號之 6 樓及 7 樓</b> 裝設木鏡櫃及木面盆櫃連天然石材檯面，配以衛浴潔具，包括玻璃纖維浴缸連噴水咀（1700(長) x 750(闊) x 565(深) 毫米）、玻璃間隔淋浴間、搪瓷坐廁、搪瓷面盆。裝設鍍鉻面盆水龍頭、鍍鉻雨淋式花灑、鍍鉻沐浴花灑套裝連牆身噴水咀、鍍鉻浴缸水龍頭連花灑、鍍鉻衣鉤、鍍鉻廁紙架及鍍鉻發熱毛巾架。淋浴間內設有蒸汽套裝。
	<b>嘉道理道 123 號之 7 樓</b> 裝設木鏡櫃及木面盆櫃連天然石材檯面，配以衛浴潔具，包括合成石材浴缸（1805(長) x 805(闊) x 540(深) 毫米），淋浴間、搪瓷坐廁、金屬面盆。裝設鍍鉻水龍頭、鍍鉻沐浴花灑套裝連牆身噴水咀、鍍鉻浴缸水龍頭連花灑、鍍鉻毛巾架、鍍鉻廁紙架及鍍鉻梳妝鏡。淋浴間內設有蒸汽套裝。
(b) 浴室	



FITTINGS, FINISHES AND APPLIANCES

裝置、裝修物料及設備

3. 室內裝置	
細項	描述
(b) 浴室	<b>主人浴室</b> <b>嘉道理道 133 號之地下</b> 裝設木面盆櫃連天然石材檯面，配以衛浴潔具，包括合成石材浴缸 ( 1500(長) x 800(闊) x 470(深) 毫米)，玻璃淋浴間、搪瓷坐廁、天然石材面盆，裝設鍍鉻浴缸水龍頭、鍍鉻面盆水龍頭、鍍鉻發熱毛巾架、鍍鉻毛巾架、鍍鉻廁紙架、鍍鉻衣鈎、鍍鉻梳妝鏡及鍍鉻沐浴花灑套裝。淋浴間內設有蒸汽套裝。
	<b>浴室 1</b> 裝設木鏡櫃及木面盆櫃連天然石材檯面，配以衛浴潔具，包括搪瓷坐廁、搪瓷面盆、裝設鍍鉻面盆水龍頭、鍍鉻毛巾架、鍍鉻衣鈎及鍍鉻廁紙架。  以下單位設有鑄鐵浴缸 ( 1500(長) x 750(闊) x 460(深) 毫米) 及裝設鍍鉻浴缸水龍頭連花灑： <b>嘉道理道 113 號、115 號、117 號及 131 號之 1 樓至 3 樓及 5 樓至 7 樓；嘉道理道 119 號之地下、1 樓至 3 樓及 5 樓至 7 樓；嘉道理道 123 號之 7 樓；嘉道理道 125 號之地下、1 樓至 3 樓及 5 樓至 6 樓；及嘉道理道 127 號之地下。</b>  以下單位設有淋浴間及鍍鉻花灑套裝： <b>嘉道理道 111 號、127 號及 129 號之 1 樓至 3 樓及 5 樓至 7 樓；嘉道理道 117 號之地下；嘉道理道 121 號之地下、1 樓至 3 樓及 5 樓；嘉道理道 123 號之地下、1 樓至 3 樓及 5 樓至 6 樓；及嘉道理道 133 號之 1 樓至 3 樓及 5 樓至 7 樓。</b>  以下單位除外 <b>嘉道理道 121 號之 6 樓及 7 樓</b> 裝設木鏡櫃連天然石材檯面，配以衛浴潔具，包括玻璃纖維浴缸 ( 1500(長) x 700(闊) x 460(深) 毫米)、搪瓷坐廁、搪瓷面盆。裝設鍍鉻面盆水龍頭、鍍鉻浴缸水龍頭連花灑、鍍鉻毛巾架、鍍鉻衣鈎、鍍鉻廁紙架及鍍鉻毛巾環。  <b>嘉道理道 133 號之地下</b> 裝設木鏡櫃連天然石材檯面，配以衛浴潔具，包括玻璃淋浴間、搪瓷坐廁、搪瓷面盆。裝設鍍鉻面盆水龍頭、鍍鉻毛巾架、鍍鉻廁紙架、鍍鉻衣鈎、鍍鉻梳妝鏡、鍍鉻沐浴花灑套裝及鍍鉻毛巾架。

3. 室內裝置	
細項	描述
(b) 浴室	<b>浴室 2</b> 裝設木鏡櫃及木面盆櫃連天然石材檯面，配以衛浴潔具，包括搪瓷坐廁、搪瓷面盆、鍍鉻面盆水龍頭、鍍鉻毛巾架、鍍鉻衣鈎及鍍鉻廁紙架。  以下單位設有鑄鐵浴缸 ( 1500(長) x 750(闊) x 460(深) 毫米) 及鍍鉻浴缸水龍頭連花灑： <b>嘉道理道 117 號之地下；嘉道理道 121 號之地下、1 樓至 3 樓及 5 樓；嘉道理道 123 號之地下、1 樓至 3 樓及 5 樓至 7 樓；及嘉道理道 133 號之 1 樓至 3 樓及 5 樓至 7 樓。</b>  以下單位設有淋浴間及鍍鉻花灑套裝： <b>嘉道理道 113 號、117 號及 131 號之 1 樓至 3 樓及 5 樓至 7 樓。</b>  以下單位除外 <b>嘉道理道 121 號之 6 樓及 7 樓</b> 裝設木鏡櫃連天然石材檯面，配以衛浴潔具，包括玻璃纖維浴缸 ( 1500(長) x 700(闊) x 460(深) 毫米)、搪瓷坐廁、搪瓷面盆。裝設鍍鉻面盆水龍頭、鍍鉻浴缸水龍頭連花灑、鍍鉻毛巾架、鍍鉻衣鈎、鍍鉻廁紙架及鍍鉻毛巾環。  <b>嘉道理道 133 號之地下</b> 裝設天然石材檯面，配以衛浴潔具，包括鑄鐵浴缸 ( 1500(長) x 700(闊) x 403(深) 毫米)、搪瓷面盆、搪瓷坐廁。裝設鍍鉻面盆水龍頭、鍍鉻浴缸水龍頭連花灑、鍍鉻毛巾架、鍍鉻廁紙架、鍍鉻衣鈎、鍍鉻梳妝鏡。  <b>浴室 3</b> <b>嘉道理道 121 號之 6 樓及 7 樓</b> 裝設木鏡櫃連天然石材檯面，配以衛浴潔具，包括玻璃淋浴間、搪瓷坐廁、搪瓷面盆、裝設鍍鉻面盆水龍頭、鍍鉻沐浴花灑套裝、鍍鉻衣鈎、鍍鉻廁紙架及鍍鉻毛巾環。  有關供水系統的類型及用料，請參閱「供水」一欄。  有關設備品牌名稱及產品型號，請參閱「設備說明表」。



# FITTINGS, FINISHES AND APPLIANCES

## 裝置、裝修物料及設備

3. 室內裝置	
細項	描述
(c) 廚房	裝設木製廚櫃配密胺樹脂飾面櫃板及焗漆門板，配以人造石材檯面連不銹鋼洗滌盆及鍍鉻水龍頭。
	以下單位除外
	<b>嘉道理道 121 號之 6 樓及 7 樓</b> 裝設木製廚櫃配貝母飾面門板，配以天然石材檯面連不銹鋼洗滌盆及鍍鉻水龍頭。
	<b>嘉道理道 123 號之 1 樓至 3 樓及 5 樓至 6 樓及嘉道理道 133 號之 1 樓至 3 樓及 5 樓至 7 樓</b> 裝設木製廚櫃配密胺樹脂飾面櫃板及木皮飾面門板，配以人造石材檯面連不銹鋼洗滌盆及鍍鉻水龍頭。
	<b>嘉道理道 123 號之 7 樓</b> 裝設木製廚櫃配金屬飾面門板，配以不銹鋼檯面連不銹鋼洗滌盆及鍍鉻水龍頭。
	<b>嘉道理道 133 號之地下</b> 裝設木製廚櫃配焗漆門板，配以人造石材檯面連不銹鋼洗滌盆及鍍鉻水龍頭。另設島式人造石檯面連人造石洗滌盆及鍍鉻水龍頭。
	有關供水系統的類型及用料，請參閱「供水」一欄。
	有關設備品牌名稱及產品型號，請參閱「設備說明表」。
(d) 睡房	除以下單位外，沒有裝置。 <b>嘉道理道 113 號之 1 樓</b> <b>主人睡房</b> 裝設嵌入式木製衣櫃及展示櫃配以木皮、鏡及不銹鋼飾面及嵌入式木製床頭板配以木皮、布質面板及不銹鋼飾面。木製窗台長凳配以木皮及人造皮飾面。裝有電動布質窗簾及紗簾。 <b>睡房 1</b> 裝設嵌入式木製衣櫃配以油漆、玻璃及不銹鋼飾面及嵌入式木製床頭板配以布質面板及不銹鋼飾面。裝有電動布質窗簾及紗簾。 <b>睡房 2</b> 裝設嵌入式木製衣櫃配以油漆及不銹鋼飾面。嵌入式木製床頭板配以油漆、人造皮及不銹鋼飾面。木製窗台長凳配以木皮及人造皮飾面。裝有電動布質窗簾及紗簾。 <b>睡房 3</b> 裝設嵌入式木製展示櫃配以木皮及不銹鋼飾面。裝有電動布質窗簾及紗簾。  <b>嘉道理道 115 號之 1 樓</b> <b>主人睡房</b> 裝設嵌入式木製衣櫃及展示櫃配以木皮、布質面板及不銹鋼飾面及嵌入式木製床頭板配以布質面板及不銹鋼飾面。裝有電動布質窗簾及紗簾。 <b>睡房 1</b> 裝設嵌入式木製衣櫃配以油漆及不銹鋼飾面、嵌入式木製床頭板配以不銹鋼及布質面板飾面及嵌入式床櫃以油漆、布質面板及不銹鋼飾面。裝有電動布質窗簾及紗簾。 <b>睡房 2</b> 裝設嵌入式木製衣櫃配以油漆、布質面板及不銹鋼飾面。嵌入式木製展示架配以油漆、膠板、布質面板及不銹鋼飾面。裝有電動布質窗簾及紗簾。

3. 室內裝置	
細項	描述
(d) 睡房	<b>嘉道理道 119 號之 6 樓</b> <b>主人睡房</b> 裝設嵌入式木製衣櫃配以木皮、鏡面及不銹鋼飾面。裝有電動布質窗簾及紗簾。 <b>睡房 1</b> 裝設嵌入式木製衣櫃配以木皮、特色玻璃及不銹鋼飾面。裝有電動布質窗簾及紗簾。 <b>睡房 2</b> 裝設嵌入式木製書櫃配以木皮、人造皮及不銹鋼飾面、嵌入式木製書桌配以木皮、人造皮及不銹鋼飾面及嵌入式梳化配以皮質及木皮飾面。裝有電動布質窗簾及紗簾。  <b>嘉道理道 121 號之 5 樓</b> <b>主人睡房及睡房 3</b> 裝設嵌入式木製衣櫃配以木皮飾面、嵌入式木製展示櫃配以天然石及不銹鋼飾面及嵌入式木製梳妝檯配以人造皮及木皮飾面。裝有電動布質窗簾及紗簾。 <b>睡房 1</b> 裝設嵌入式木製展示櫃配以木皮及不銹鋼飾面。裝有手動布質窗簾及紗簾。 <b>睡房 2</b> 裝設嵌入式木製衣櫃配以木皮及不銹鋼飾面及嵌入式木製書桌配以木皮及不銹鋼飾面連金屬展示架。裝有手動布質窗簾及紗簾。  <b>嘉道理道 121 號之 6 樓及 7 樓</b> <b>主人睡房</b> 裝設嵌入式木製衣櫃配以木皮、特色玻璃及不銹鋼飾面及嵌入式床頭板配以木皮、鏡面、布質面板及不銹鋼飾面。裝有電動布質窗簾及紗簾。 <b>睡房 1</b> 裝設嵌入式木製展示櫃配以木皮、玻璃及不銹鋼飾面、嵌入式木製衣櫃配以木皮、玻璃及不銹鋼飾面及嵌入式床頭板配以木皮、不銹鋼及特色玻璃飾面。裝有電動布質窗簾及紗簾。 <b>睡房 2</b> 裝設嵌入式木製衣櫃配以油漆、捫布板及不銹鋼飾面、嵌入式木製工作檯配以油漆、不銹鋼、鏡面及布質面板飾面及嵌入式木製展示櫃配以油漆、不銹鋼、鏡面、玻璃及布質面板飾面。裝有電動布質窗簾及紗簾。 <b>睡房 3</b> 裝設嵌入式木製展示櫃配以木皮、不銹鋼、特色玻璃及布質面板飾面。裝有電動布質紗簾。  <b>嘉道理道 123 號之地下</b> <b>主人睡房</b> 裝設嵌入式木製衣櫃、抽屜及層板配以木皮飾面。嵌入式木製床頭板配以木皮飾面、布質面板、皮質及不銹鋼飾面。裝有電動布質窗簾及紗簾。 <b>睡房 1</b> 裝設嵌入式木製層架及書櫃配以木皮飾面及不銹鋼飾面。裝有電動布質羅馬簾。 <b>睡房 2</b> 裝設嵌入式木製衣櫃及展示櫃配以木皮飾面及布質飾面。嵌入式木製床頭板配以布質飾面。木製窗台長凳及書桌配以天然石材、木皮飾面及布質飾面。裝有電動布質窗簾及紗簾。 <b>睡房 3</b> 裝設嵌入式木製衣櫃配以特色玻璃、木皮飾面及不銹鋼板飾面。嵌入式木製床頭板配以木皮飾面及人造皮飾面。裝有電動布質窗簾及紗簾。

# FITTINGS, FINISHES AND APPLIANCES

## 裝置、裝修物料及設備

3. 室內裝置	
細項	描述
(d) 睡房	<p><b>嘉道理道 125 號之地下</b></p> <p><b>主人睡房</b> 裝設嵌入式木製床頭板配以牆紙飾面、嵌入式木製柱配以油漆飾面、及嵌入式木製衣櫃配以油漆飾面。裝有手動布質窗簾及紗簾。</p> <p><b>睡房 1</b> 裝設嵌入式木製衣櫃配以油漆及金屬飾面。裝有手動布質窗簾及紗簾。</p> <p><b>嘉道理道 131 號之 1 樓</b></p> <p><b>主人睡房連衣帽間</b> 裝設嵌入式木製衣櫃配以木皮、牆紙及特色玻璃飾面。裝有電動布質窗簾及紗簾。</p> <p><b>睡房 1</b> 裝設嵌入式木製衣櫃配以木皮飾面及嵌入式木製梳妝檯連梳妝鏡配以木皮及不銹鋼飾面。裝有手動布質窗簾及紗簾。</p> <p><b>睡房 2</b> 裝設嵌入式木製衣櫃配以木皮飾面、嵌入式木製書桌配以木皮及人造皮飾面連金屬展示架及捫布床架配以不銹鋼飾面。裝有手動布質窗簾及紗簾。</p> <p><b>睡房 3</b> 裝設嵌入式木製展示櫃配以人造皮及木皮飾面。裝有電動布質羅馬簾及紗簾。</p> <p><b>嘉道理道 133 號之地下</b></p> <p><b>主人睡房</b> 裝設嵌入式金屬壁爐、嵌入式木製床頭板配以牆紙及不銹鋼飾面及嵌入式木製衣櫃配以牆紙、木皮、金屬及玻璃飾面。裝有手動布質窗簾及紗簾。</p> <p><b>睡房 1</b> 裝設嵌入式木製衣櫃及櫃子配以牆紙、木皮及不銹鋼飾面。裝有手動布質窗簾及紗簾。</p> <p><b>睡房 2</b> 裝設嵌入式木製睡床配以木皮飾面，嵌入式木製展示櫃配以不銹鋼飾面。裝有手動布質窗簾及紗簾。</p>
(e) 電話	客廳、飯廳及所有睡房均裝有電話插座。 有關接駁點的位置及數目，請參閱「機電裝置數量說明表」。
(f) 天線	客廳、飯廳、主人浴室及所有睡房均裝有公眾電視及電台插座。 有關接駁點的位置及數目，請參閱「機電裝置數量說明表」。
(g) 電力裝置	全屋電線均用明裝及暗裝電線導管安裝方法*。 所有單位提供三相電力供電並備有微型斷路器配電箱。 有關電插座及空調機接駁點的位置及數目，請參閱「機電裝置數量說明表」。  * 備註：除部分隱藏於混凝土內之導管外，其他部分的導管均為外露。外露的導管可能被假天花、假陣、貯存櫃、覆面、非混凝土間牆、槽位或其他物料遮蓋或隱藏。
(h) 氣體供應	類型：煤氣供應。 單位裝有煤氣喉管接駁至屋內煤氣煮食爐。 有關煤氣喉管接駁位之位置，請參閱「機電裝置數量說明表」。
(i) 洗衣機接駁點	屋內設有洗衣機來水及去水接駁點。來水接駁點直徑 22 毫米，去水接駁點直徑 40 毫米。 有關洗衣機接駁點之位置，請參閱「機電裝置數量說明表」。
(j) 供水	冷水喉採用銅喉。熱水喉採用配有隔熱絕緣的銅喉。沖廁供水系統採用膠喉管。所有喉管均用明及暗喉管安裝方法*。 設有電熱水爐供應廚房、浴室及洗手間熱水。  * 備註：除部分隱藏於混凝土內之喉管外，其他部分的喉管均為外露。外露的喉管可能被假天花、假陣、貯存櫃、覆面、非混凝土間牆、槽位或其他物料遮蓋或隱藏。

4. 雜項	
細項	描述
(a) 升降機	<p>設置一部住客升降機及一部載貨升降機 (品牌名稱及產品型號：迅達 5500)，穿梭於嘉道理道 111 號、113 號及 115 號之地庫二層、地庫一層、地下、1 樓至 3 樓及 5 樓至 7 樓。</p> <p>設置一部住客升降機及一部載貨升降機 (品牌名稱及產品型號：迅達 5500)，穿梭於嘉道理道 117 號、119 號及 121 號之地庫二層、地庫一層、地下、1 樓至 3 樓及 5 樓至 7 樓。</p> <p>設置一部住客升降機及一部載貨升降機 (品牌名稱及產品型號：迅達 5500)，穿梭於嘉道理道 123 號、125 號及 127 號之地庫二層、地庫一層、地下、1 樓至 3 樓及 5 樓至 7 樓。</p> <p>設置一部住客升降機及一部載貨升降機 (品牌名稱及產品型號：迅達 5500)，穿梭於嘉道理道 129 號、131 號及 133 號之地庫二層、地庫一層、地下、1 樓至 3 樓及 5 樓至 7 樓。</p> <p>設置一部住客升降機 (品牌名稱及產品型號：迅達 5500)，穿梭於會所地庫二層及地下。</p>
(b) 信箱	設有不銹鋼信箱。
(c) 垃圾收集	每層住宅樓層之公用地方均設有垃圾及物料回收房。由清潔工人定期收集垃圾並於地下之中央垃圾及物料回收房處理。
(d) 水錶、電錶及氣體錶	<p>每戶均設有獨立水錶並安裝在該層之公共水錶櫃內。</p> <p>每戶均設有獨立電錶並安裝在該層之公共電錶櫃內。</p> <p>以下單位每戶均設有獨立煤氣錶並安裝在各單位之廚房內：</p> <p><b>嘉道理道 115 號、131 號之 1 樓至 3 樓及 5 樓至 7 樓；嘉道理道 117 號、121 號、123 號、127 號、129 號及 133 號之地下、1 樓至 3 樓及 5 樓至 7 樓；及嘉道理道 125 號之地下、1 樓至 3 樓及 5 樓至 6 樓。</b></p> <p>以下單位每戶均設有獨立煤氣錶並安裝在各單位之儲物房內：</p> <p><b>嘉道理道 111 號及 113 號之 1 樓至 3 樓及 5 樓至 7 樓；嘉道理道 119 號之地下、1 樓至 3 樓及 5 樓至 7 樓。</b></p>

5. 保安設施	
細項	描述
(a) 保安系統	<p>地庫二層、地庫一層及地下之升降機大堂及載貨升降機大堂、往天台上層之出口、會所、緊急車輛通道、小徑、停車場及升降機內均設有閉路電視攝像機，影像信號連接至地下物業管理處的保安系統及地下入口大堂的管理台。</p> <p>位於地庫二層、地庫一層及地下之升降機大堂均設有訪客對講機、智能卡出入控制系統及防盜門鎖。每戶設有視像對講機，連接至地下入口大堂的管理台電話。</p> <p>會所緊急警報按鈕連接至會所服務台。屋內視像對講機備有緊急警報按鈕並連接至地下入口大堂的管理台。</p>

FITTINGS, FINISHES AND APPLIANCES  
裝置、裝修物料及設備

Schedule of Appliances – Dining Room, Kitchen and Store 設備說明表 – 飯廳、廚房及儲物室										
Description of Residential Property 物業的描述		Brand Name and Model Number of Appliance 設備品牌及型號								
Unit 單位	Floor 樓層	Gas Cooking Hob 煤氣煮食爐	BBQ Grill 燒烤爐	Steam Oven 蒸爐	Cooker Hood 抽油煙機	Warming Drawer 暖櫃	Oven 焗爐	Wine Cellar 酒櫃	Combi Washer-Dryer 二合一 洗衣乾衣機	Washing Machine 洗衣機
No. 111 Kadoorie Avenue 嘉道理道 111 號	1/F – 3/F & 5/F – 6/F 1 樓至 3 樓及 5 樓至 6 樓	Gaggenau (VG232 334SG and 及 VG231 334HK)	Gaggenau (VR230 134)	Gaggenau (BSP221 110)	Gaggenau (AH900 191)	Gaggenau (WSP221 110)	Gaggenau (BOP211 111)	Gaggenau (RW464 361)	Miele (WT-2780 WPM)	–
	7/F 7 樓	Gaggenau (VG232 334SG and 及 VG231 334HK)	Gaggenau (VR230 134)	Gaggenau (BSP221 110)	Gaggenau (AH900 191)	Gaggenau (WSP221 110)	Gaggenau (BOP211 111)	Gaggenau (RW464 361)	Miele (WT-2780 WPM)	–
No. 113 Kadoorie Avenue 嘉道理道 113 號	1/F – 3/F & 5/F – 7/F 1 樓至 3 樓及 5 樓至 7 樓	Gaggenau (VG232 334SG and 及 VG231 334HK)	Gaggenau (VR230 134)	Gaggenau (BSP220 110)	Gaggenau (AH900 191)	Gaggenau (WSP221 110)	Gaggenau (BOP210 111)	Gaggenau (RW464 361)	–	Gaggenau (WM260 162)
No. 115 Kadoorie Avenue 嘉道理道 115 號	1/F – 3/F & 5/F – 7/F 1 樓至 3 樓及 5 樓至 7 樓	Gaggenau (VG232 334SG and 及 VG231 334HK)	Gaggenau (VR230 134)	Gaggenau (BSP221 110)	Gaggenau (AH900 191)	–	Gaggenau (BOP211 111)	–	Miele (WT-2780 WPM)	–

Note:

1. The Vendor undertakes that if lifts or appliances of the specified brand name or model number are not installed in the Development, lifts or appliances of comparable quality will be installed.

2. The symbol “–” as shown in the above table denotes “Not provided”.

備註：

1. 賣方承諾如發展項目中沒有安裝指明的品牌名稱或產品型號的升降機或設備，便會安裝品質相若的升降機或設備。

2. 上表內之「–」代表不提供。

# FITTINGS, FINISHES AND APPLIANCES

## 裝置、裝修物料及設備

Schedule of Appliances – Dining Room, Kitchen and Store 設備說明表 – 飯廳、廚房及儲物室									
Description of Residential Property 物業的描述		Brand Name and Model Number of Appliance 設備品牌及型號							
Unit 單位	Floor 樓層	Tumble Dryer with Heat Pump 乾衣機	Dish Washer 洗碗碟機	Coffee Machine 咖啡機	Induction Cooktop 電磁爐	Refrigerator 雪櫃	Garbage Disposal Machine 廚餘攪碎機	Exhaust Fan 抽氣扇	Video Door Phone 可視對講機
No. 111 Kadoorie Avenue 嘉道理道111號	1/F – 3/F & 5/F – 6/F 1樓至3樓及 5樓至6樓	–	–	Gaggenau (CM450 110)	–	Sub-zero (UC24BG and 及 ICB700TCI)	–	Ostberg (DFE 133-20)	Urmet (REF 1708/1)
	7/F 7樓	–	–	–	–	Sub-zero (ICBBI-36S/O)	–	Ostberg (DFE 133-20)	Urmet (REF 1708/1)
No. 113 Kadoorie Avenue 嘉道理道113號	1/F – 3/F & 5/F – 7/F 1樓至3樓及 5樓至7樓	Gaggenau (WT260 100)	–	–	–	Sub-zero (ICBBI-42S/O)	–	Ostberg (DFE 133-20)	Urmet (REF 1708/1)
No. 115 Kadoorie Avenue 嘉道理道115號	1/F – 3/F & 5/F – 7/F 1樓至3樓及 5樓至7樓	–	–	–	–	Sub-zero (ICB700TCI and 及 ID-24F)	–	Ostberg (DFE 133-20)	Urmet (REF 1708/1)

Note:

1. The Vendor undertakes that if lifts or appliances of the specified brand name or model number are not installed in the Development, lifts or appliances of comparable quality will be installed.

2. The symbol “–” as shown in the above table denotes “Not provided”.

備註：

1. 賣方承諾如發展項目中沒有安裝指明的品牌名稱或產品型號的升降機或設備，便會安裝品質相若的升降機或設備。

2. 上表內之「–」代表不提供。



# FITTINGS, FINISHES AND APPLIANCES

## 裝置、裝修物料及設備

Schedule of Appliances – Dining Room, Kitchen and Store 設備說明表 – 飯廳、廚房及儲物室										
Description of Residential Property 物業的描述		Brand Name and Model Number of Appliance 設備品牌及型號								
Unit 單位	Floor 樓層	Gas Cooking Hob 煤氣煮食爐	BBQ Grill 燒烤爐	Steam Oven 蒸爐	Cooker Hood 抽油煙機	Warming Drawer 暖櫃	Oven 焗爐	Wine Cellar 酒櫃	Combi Washer-Dryer 二合一 洗衣乾衣機	Washing Machine 洗衣機
No. 117 Kadoorie Avenue 嘉道理道 117 號	G/F, 1/F – 3/F & 5/F – 7/F 地下、1 樓至 3 樓及 5 樓至 7 樓	Gaggenau (VG232 334SG and 及 VG231 334HK)	Gaggenau (VR230 134)	Gaggenau (BSP221 110)	Gaggenau (AH900 191)	Gaggenau (WSP221 110)	Gaggenau (BOP211 111)	Gaggenau (RW464 361)	–	Gaggenau (WM260 162)
No. 119 Kadoorie Avenue 嘉道理道 119 號	G/F 地下	Gaggenau (VG232 334SG and 及 VG231 334HK)	Gaggenau (VR230 134)	Gaggenau (BSP220 110)	Gaggenau (AH900 191)	Gaggenau (WSP221 110)	Gaggenau (BOP210 111)	Gaggenau (RW464 361)	–	Gaggenau (WM260 162)
	1/F – 3/F, 5/F & 7/F 1 樓至 3 樓、 5 樓及 7 樓	Gaggenau (VG232 334SG and 及 VG231 334HK)	Gaggenau (VR230 134)	Gaggenau (BSP220 110)	Gaggenau (AH900 191)	Gaggenau (WSP221 110)	Gaggenau (BOP210 111)	Gaggenau (RW464 361)	Miele (WT-2780 WPM)	–
	6/F 6 樓	Gaggenau (VG232 334SG and 及 VG231 334HK)	Gaggenau (VR230 134)	Gaggenau (BSP220 110)	Gaggenau (AH900 191)	–	Gaggenau (BOP210 111)	–	Miele (WT-2780 WPM)	–
No. 121 Kadoorie Avenue 嘉道理道 121 號	G/F, 1/F – 3/F & 5/F 地下、1 樓至 3 樓及 5 樓	Gaggenau (VG232 334SG and 及 VG231 334HK)	Gaggenau (VR230 134)	Gaggenau (BSP220 110)	Gaggenau (AH900 191)	Gaggenau (WSP221 110)	Gaggenau (BOP210 111)	Gaggenau (RW464 361)	–	Gaggenau (WM260 162)
	6/F & 7/F 6 樓及 7 樓	Gaggenau (VG232 334SG and 及 VG231 334HK)	Gaggenau (VR230 134)	Wolf (ICBCSO30TM/ S/TH)	Gaggenau (AW442 160)	Wolf (ICBWWD30)	Wolf (ICBSO30TM/S)	Sub-zero (ICBIW 24)	–	Gaggenau (WM260 162)

Note:

1. The Vendor undertakes that if lifts or appliances of the specified brand name or model number are not installed in the Development, lifts or appliances of comparable quality will be installed.

2. The symbol “–” as shown in the above table denotes “Not provided”.

備註：

1. 賣方承諾如發展項目中沒有安裝指明的品牌名稱或產品型號的升降機或設備，便會安裝品質相若的升降機或設備。

2. 上表內之「–」代表不提供。

# FITTINGS, FINISHES AND APPLIANCES

## 裝置、裝修物料及設備

Schedule of Appliances – Dining Room, Kitchen and Store 設備說明表 – 飯廳、廚房及儲物室									
Description of Residential Property 物業的描述		Brand Name and Model Number of Appliance 設備品牌及型號							
Unit 單位	Floor 樓層	Tumble Dryer with Heat Pump 乾衣機	Dish Washer 洗碗碟機	Coffee Machine 咖啡機	Induction Cooktop 電磁爐	Refrigerator 雪櫃	Garbage Disposal Machine 廚餘攪碎機	Exhaust Fan 抽氣扇	Video Door Phone 可視對講機
No. 117 Kadoorie Avenue 嘉道理道 117 號	G/F, 1/F – 3/F & 5/F – 7/F 地下、1 樓至 3 樓及 5 樓至 7 樓	Gaggenau (WT260 100)	–	–	–	Sub-zero (ICBBI-42S/O)	–	Ostberg (DFE 133-20)	Urmet (REF 1708/1)
No. 119 Kadoorie Avenue 嘉道理道 119 號	G/F 地下	Gaggenau (WT260 100)	–	–	–	Sub-zero (ICBBI-42S/O)	–	Ostberg (DFE 133-20)	Urmet (REF 1708/1)
	1/F – 3/F, 5/F & 7/F 1 樓至 3 樓、 5 樓及 7 樓	–	–	Gaggenau (CM450 110)	–	Sub-zero (UC24BG, ICB700TCI and 及 ID-24F)	–	Ostberg (DFE 133-20)	Urmet (REF 1708/1)
	6/F 6 樓	–	–	–	–	Sub-zero (ICB700TCI and 及 ID-24F)	–	Ostberg (DFE 133-20)	Urmet (REF 1708/1)
No. 121 Kadoorie Avenue 嘉道理道 121 號	G/F, 1/F – 3/F & 5/F 地下、1 樓至 3 樓及 5 樓	Gaggenau (WT260 100)	–	–	–	Sub-zero (ICBBI-42S/O)	–	Ostberg (DFE 133-20)	Urmet (REF 1708/1)
	6/F & 7/F 6 樓及 7 樓	Gaggenau (WT260 100)	Gaggenau (DF480 160)	Gaggenau (CM450 110)	Gaggenau (VI230 134)	Sub-zero (ICBBI-48S/S/TH)	–	Ostberg (RKB500x250A1)	Urmet (REF 1708/1)

Note:

1. The Vendor undertakes that if lifts or appliances of the specified brand name or model number are not installed in the Development, lifts or appliances of comparable quality will be installed.

2. The symbol “–” as shown in the above table denotes “Not provided”.

備註：

1. 賣方承諾如發展項目中沒有安裝指明的品牌名稱或產品型號的升降機或設備，便會安裝品質相若的升降機或設備。

2. 上表內之「–」代表不提供。

FITTINGS, FINISHES AND APPLIANCES  
裝置、裝修物料及設備

Schedule of Appliances – Dining Room, Kitchen and Store 設備說明表 – 飯廳、廚房及儲物室										
Description of Residential Property 物業的描述		Brand Name and Model Number of Appliance 設備品牌及型號								
Unit 單位	Floor 樓層	Gas Cooking Hob 煤氣煮食爐	BBQ Grill 燒烤爐	Steam Oven 蒸爐	Cooker Hood 抽油煙機	Warming Drawer 暖櫃	Oven 焗爐	Wine Cellar 酒櫃	Combi Washer-Dryer 二合一 洗衣乾衣機	Washing Machine 洗衣機
No. 123 Kadoorie Avenue 嘉道理道 123 號	G/F 地下	Gaggenau (VG232 334SG and 及 VG231 334HK)	Gaggenau (VR230 134)	Gaggenau (BSP220 110)	Gaggenau (AH900 191)	Gaggenau (WSP221 110)	Gaggenau (BOP210 111)	Gaggenau (RW464 361)	–	Gaggenau (WM260 162)
	1/F – 3/F & 5/F – 6/F 1 樓至 3 樓及 5 樓至 6 樓	Gaggenau (VG232 334SG and 及 VG231 334HK)	Gaggenau (VR230 134)	Gaggenau (BS451 110)	Gaggenau (AW230 120)	Gaggenau (WS461 110)	Gaggenau (BO450 111)	Sub-zero (ICB427G)	–	Gaggenau (WM260 162)
	7/F 7 樓	Gaggenau (VG232 334SG and 及 VG231 334HK)	Gaggenau (VR230 134)	Wolf (ICBCSO30TM/ S/TH)	Gaggenau (AW442 160)	Wolf (ICBWWD30) and 及 Gaggenau (WS461 110)	Wolf (ICBSO30TM/S)	Sub-zero (ICBIW 24)	–	Gaggenau (WM260 162)
No. 125 Kadoorie Avenue 嘉道理道 125 號	G/F 地下	Gaggenau (VG232 334SG and 及 VG231 334HK)	Gaggenau (VR230 134)	Gaggenau (BSP221 110)	Gaggenau (AH900 191)	–	Gaggenau (BOP211 111)	Gaggenau (RW404 261)	Miele (WT-2780 WPM)	–
	1/F – 3/F & 5/F – 6/F 1 樓至 3 樓及 5 樓至 6 樓	Gaggenau (VG232 334SG and 及 VG231 334HK)	Gaggenau (VR230 134)	Gaggenau (BSP220 110)	Gaggenau (AH900 191)	–	Gaggenau (BOP210 111)	–	Miele (WT-2780 WPM)	–
No. 127 Kadoorie Avenue 嘉道理道 127 號	G/F 地下	Gaggenau (VG232 334SG and 及 VG231 334HK)	Gaggenau (VR230 134)	Gaggenau (BSP220 110)	Gaggenau (AH900 191)	Gaggenau (WSP221 110)	Gaggenau (BOP210 111)	Gaggenau (RW464 361)	–	Gaggenau (WM260 162)
	1/F – 3/F & 5/F – 7/F 1 樓至 3 樓及 5 樓至 7 樓	Gaggenau (VG232 334SG and 及 VG231 334HK)	Gaggenau (VR230 134)	Gaggenau (BSP221 110)	Gaggenau (AH900 191)	Gaggenau (WSP221 110)	Gaggenau (BOP211 111)	Gaggenau (RW464 361)	–	Gaggenau (WM260 162)

Note:

1. The Vendor undertakes that if lifts or appliances of the specified brand name or model number are not installed in the Development, lifts or appliances of comparable quality will be installed.

2. The symbol “–” as shown in the above table denotes “Not provided”.

備註：

1. 賣方承諾如發展項目中沒有安裝指明的品牌名稱或產品型號的升降機或設備，便會安裝品質相若的升降機或設備。

2. 上表內之「–」代表不提供。

# FITTINGS, FINISHES AND APPLIANCES

## 裝置、裝修物料及設備

Schedule of Appliances – Dining Room, Kitchen and Store 設備說明表 – 飯廳、廚房及儲物室									
Description of Residential Property 物業的描述		Brand Name and Model Number of Appliance 設備品牌及型號							
Unit 單位	Floor 樓層	Tumble Dryer with Heat Pump 乾衣機	Dish Washer 洗碗碟機	Coffee Machine 咖啡機	Induction Cooktop 電磁爐	Refrigerator 雪櫃	Garbage Disposal Machine 廚餘攪碎機	Exhaust Fan 抽氣扇	Video Door Phone 可視對講機
No. 123 Kadoorie Avenue 嘉道理道 123 號	G/F 地下	Gaggenau (WT260 100)	–	Gaggenau (CM450 110)	–	Sub-zero (ICBBI-36S/O and 及 UC24BG/S/TH)	–	Ostberg (DFE 133-20)	Urmeter (REF 1708/1)
	1/F – 3/F & 5/F – 6/F 1 樓至 3 樓及 5 樓至 6 樓	Gaggenau (WT260 100)	Gaggenau (DF250 160)	Gaggenau (CM450 110)	Gaggenau (VI230 134)	Sub-zero (ICBBI-48S/O)	–	Ostberg (DFE 133-24)	Urmeter (REF 1708/1)
	7/F 7 樓	Gaggenau (WT260 100)	Gaggenau (DF480 160)	Gaggenau (CM450 110)	Gaggenau (VI230 134)	Sub-zero (ICBBI-42S/S/TH and 及 UC24BG/S/TH)	–	Ostberg (DFE 133-20)	Urmeter (REF 1708/1)
No. 125 Kadoorie Avenue 嘉道理道 125 號	G/F 地下	–	–	–	–	Sub-zero (ICB700TCI and 及 ID-24F)	–	Ostberg (DFE 133-20)	Urmeter (REF 1708/1)
	1/F – 3/F & 5/F – 6/F 1 樓至 3 樓及 5 樓至 6 樓	–	–	–	–	Sub-zero (ICB700TCI and 及 ID-24F)	–	Ostberg (DFE 133-20)	Urmeter (REF 1708/1)
No. 127 Kadoorie Avenue 嘉道理道 127 號	G/F 地下	Gaggenau (WT260 100)	–	–	–	Sub-zero (ICBBI-42S/O)	–	Ostberg (DFE 133-20)	Urmeter (REF 1708/1)
	1/F – 3/F & 5/F – 7/F 1 樓至 3 樓及 5 樓至 7 樓	Gaggenau (WT260 100)	–	–	–	Sub-zero (ICBBI-42S/O)	–	Ostberg (DFE 133-20)	Urmeter (REF 1708/1)

Note:

1. The Vendor undertakes that if lifts or appliances of the specified brand name or model number are not installed in the Development, lifts or appliances of comparable quality will be installed.

2. The symbol “–” as shown in the above table denotes “Not provided”.

備註：

1. 賣方承諾如發展項目中沒有安裝指明的品牌名稱或產品型號的升降機或設備，便會安裝品質相若的升降機或設備。

2. 上表內之「–」代表不提供。



FITTINGS, FINISHES AND APPLIANCES  
裝置、裝修物料及設備

Schedule of Appliances – Dining Room, Kitchen and Store 設備說明表 – 飯廳、廚房及儲物室										
Description of Residential Property 物業的描述		Brand Name and Model Number of Appliance 設備品牌及型號								
Unit 單位	Floor 樓層	Gas Cooking Hob 煤氣煮食爐	BBQ Grill 燒烤爐	Steam Oven 蒸爐	Cooker Hood 抽油煙機	Warming Drawer 暖櫃	Oven 焗爐	Wine Cellar 酒櫃	Combi Washer-Dryer 二合一 洗衣乾衣機	Washing Machine 洗衣機
No. 129 Kadoorie Avenue 嘉道理道 129 號	1/F – 3/F & 5/F – 7/F 1 樓至 3 樓及 5 樓至 7 樓	Gaggenau (VG232 334SG and 及 VG231 334HK)	Gaggenau (VR230 134)	Gaggenau (BSP220 110)	Gaggenau (AH900 191)	Gaggenau (WSP221 110)	Gaggenau (BOP210 111)	Gaggenau (RW464 361)	–	Gaggenau (WM260 162)
No. 131 Kadoorie Avenue 嘉道理道 131 號	1/F – 3/F & 5/F – 7/F 1 樓至 3 樓及 5 樓至 7 樓	Gaggenau (VG232 334SG and 及 VG231 334HK)	Gaggenau (VR230 134)	Gaggenau (BSP220 110)	Gaggenau (AH900 191)	Gaggenau (WSP221 110)	Gaggenau (BOP210 111)	Gaggenau (RW464 361)	–	Gaggenau (WM260 162)
No. 133 Kadoorie Avenue 嘉道理道 133 號	G/F 地下	Gaggenau (VG232 334SG and 及 VG231 334HK)	Gaggenau (VR230 134)	Gaggenau (BS454 110)	Gaggenau (AW442 160)	Gaggenau (WS461 110)	Gaggenau (BO450 111 and 及 EB 388 111)	Sub-zero (ICBIW 24)	–	Gaggenau (WM260 162)
	1/F – 3/F & 5/F – 7/F 1 樓至 3 樓及 5 樓至 7 樓	Gaggenau (VG232 334SG and 及 VG231 334HK)	Gaggenau (VR230 134)	Gaggenau (BS450 110)	Gaggenau (AW230 120)	Gaggenau (WS461 110)	Gaggenau (BO451 111)	Sub-zero (ICB427G)	–	Gaggenau (WM260 162)

Note:

1. The Vendor undertakes that if lifts or appliances of the specified brand name or model number are not installed in the Development, lifts or appliances of comparable quality will be installed.

2. The symbol “–” as shown in the above table denotes “Not provided”.

備註：

1. 賣方承諾如發展項目中沒有安裝指明的品牌名稱或產品型號的升降機或設備，便會安裝品質相若的升降機或設備。

2. 上表內之「–」代表不提供。

FITTINGS, FINISHES AND APPLIANCES

裝置、裝修物料及設備

Schedule of Appliances – Dining Room, Kitchen and Store 設備說明表 – 飯廳、廚房及儲物室									
Description of Residential Property 物業的描述		Brand Name and Model Number of Appliance 設備品牌及型號							
Unit 單位	Floor 樓層	Tumble Dryer with Heat Pump 乾衣機	Dish Washer 洗碗碟機	Coffee Machine 咖啡機	Induction Cooktop 電磁爐	Refrigerator 雪櫃	Garbage Disposal Machine 廚餘攪碎機	Exhaust Fan 抽氣扇	Video Door Phone 可視對講機
No. 129 Kadoorie Avenue 嘉道理道 129 號	1/F – 3/F & 5/F – 7/F 1 樓至 3 樓及 5 樓至 7 樓	Gaggenau (WT260 100)	–	–	–	Sub-zero (ICBBI-42S/O)	–	Ostberg (DFE 133-20)	Urmeter (REF 1708/1)
No. 131 Kadoorie Avenue 嘉道理道 131 號	1/F – 3/F & 5/F – 7/F 1 樓至 3 樓及 5 樓至 7 樓	Gaggenau (WT260 100)	–	–	–	Sub-zero (ICBBI-42S/O)	–	Ostberg (DFE 133-24)	Urmeter (REF 1708/1)
No. 133 Kadoorie Avenue 嘉道理道 133 號	G/F 地下	Gaggenau (WT260 100)	Gaggenau (DF480 160)	Gaggenau (CM450 110)	Gaggenau (VI230 134)	Sub-zero (ICBBI-42S/S/TH and 及 UC24BG/S/TH)	InSinkErator (Evolution 100)	Ostberg (RKB500x250A1)	Urmeter (REF 1708/1)
	1/F – 3/F & 5/F – 7/F 1 樓至 3 樓及 5 樓至 7 樓	Gaggenau (WT260 100)	Gaggenau (DF250 160)	Gaggenau (CM450 110)	Gaggenau (VI230 134)	Sub-zero (ICBBI-48S/O)	–	Ostberg (DFE 133-24)	Urmeter (REF 1708/1)

Note:

1. The Vendor undertakes that if lifts or appliances of the specified brand name or model number are not installed in the Development, lifts or appliances of comparable quality will be installed.

2. The symbol “–” as shown in the above table denotes “Not provided”.

備註：

1. 賣方承諾如發展項目中沒有安裝指明的品牌名稱或產品型號的升降機或設備，便會安裝品質相若的升降機或設備。

2. 上表內之「–」代表不提供。

# FITTINGS, FINISHES AND APPLIANCES

## 裝置、裝修物料及設備

Schedule of Bathroom / Lavatory Appliances 浴室／洗手間設備說明表							
Description of Residential Property 物業的描述		Brand Name and Model Number of Appliance 設備品牌及型號					
Unit 單位	Floor 樓層	Thermo Ventilator 浴室換氣暖風機	Exhaust Fan 抽氣扇	Electric Water Heater 電熱水爐	Steamer 蒸汽機	Television 電視	Heated Towel Rack 暖毛巾架
No. 111 Kadoorie Avenue 嘉道理道 111 號	1/F – 3/F & 5/F – 7/F 1 樓至 3 樓及 5 樓至 7 樓	KDK (40BDAH)	Ostberg (DFE 133-20, REF-140A and 及 REF-140B)	Stiebel Eltron (DHE 27 SLi, DHE 21 SLi and 及 DHB-E 13 SLi)	–	Oolaa (BTV19 MGP-WLS)	Bain D’OR (AC-TC-YG3E)
No. 113 Kadoorie Avenue 嘉道理道 113 號	1/F – 3/F & 5/F – 7/F 1 樓至 3 樓及 5 樓至 7 樓	KDK (40BDAH)	Ostberg (DFE 133-20, REF-140A and 及 REF-140B)	Stiebel Eltron (DHE 27 SLi, DHE 21 SLi, DHB-E 13 SLi and 及 DHM 6)	Kohler (K-5531T-NA)	Oolaa (BTV19 MGP-WLS)	Bain D’OR (AC-TC-YG3E)
No. 115 Kadoorie Avenue 嘉道理道 115 號	1/F – 3/F & 5/F – 6/F 1 樓至 3 樓及 5 樓至 6 樓	KDK (40BDAH)	Ostberg (DFE 133-20, REF-140A and 及 REF-140B)	Stiebel Eltron (DHE 27 SLi, DHE 21 SLi and 及 DHB-E 13 SLi)	–	Oolaa (BTV19 MGP-WLS)	Bain D’OR (AC-TC-YG3E)
	7/F 7 樓	KDK (40BDAH)	Ostberg (DFE 133-20, REF-140A and 及 REF-140B)	Stiebel Eltron (DHE 27 SLi, DHE 21 SLi, DHB-E 13 SLi and 及 DHM 6)	–	Oolaa (BTV19 MGP-WLS)	Bain D’OR (AC-TC-YG3E)
No. 117 Kadoorie Avenue 嘉道理道 117 號	G/F, 1/F – 3/F & 5/F – 7/F 地下、1 樓至 3 樓及 5 樓至 7 樓	KDK (40BDAH)	Ostberg (DFE 133-20, REF-140A and 及 REF-140B)	Stiebel Eltron (DHE 27 SLi, DHE 21 SLi, DHB-E 13 SLi and 及 DHM 6)	Kohler (K-5531T-NA)	Oolaa (BTV19 MGP-WLS)	Bain D’OR (AC-TC-YG3E)
No. 119 Kadoorie Avenue 嘉道理道 119 號	G/F 地下	KDK (40BDAH)	Ostberg (DFE 133-20, REF-140A and 及 REF-140B)	Stiebel Eltron (DHE 27 SLi, DHE 21 SLi and 及 DHB-E 13 SLi)	–	Oolaa (BTV19 MGP-WLS)	Bain D’OR (AC-TC-YG3E)
	1/F – 3/F & 5/F – 7/F 1 樓至 3 樓及 5 樓至 7 樓	KDK (40BDAH)	Ostberg (DFE 133-20, REF-140A and 及 REF-140B)	Stiebel Eltron (DHE 27 SLi, DHE 21 SLi, DHB-E 13 SLi and 及 DHM 6)	–	Oolaa (BTV19 MGP-WLS)	Bain D’OR (AC-TC-YG3E)
	6/F 6 樓	KDK (40BDAH)	Ostberg (DFE 133-20, REF-140A and 及 REF-140B)	Stiebel Eltron (DHE 27 SLi, DHE 21 SLi, DHB-E 13 SLi and 及 DHM 6)	–	Oolaa (BTV19 MGP-WLS) and 及 KEF (CI-100-QR)	Bain D’OR (AC-TC-YG3E)

Note:

1. The Vendor undertakes that if lifts or appliances of the specified brand name or model number are not installed in the Development, lifts or appliances of comparable quality will be installed.

2. The symbol “–” as shown in the above table denotes “Not provided”.

備註：

1. 賣方承諾如發展項目中沒有安裝指明的品牌名稱或產品型號的升降機或設備，便會安裝品質相若的升降機或設備。

2. 上表內之「–」代表不提供。

FITTINGS, FINISHES AND APPLIANCES

裝置、裝修物料及設備

Schedule of Bathroom / Lavatory Appliances 浴室／洗手間設備說明表							
Description of Residential Property 物業的描述		Brand Name and Model Number of Appliance 設備品牌及型號					
Unit 單位	Floor 樓層	Thermo Ventilator 浴室換氣暖風機	Exhaust Fan 抽氣扇	Electric Water Heater 電熱水爐	Steamer 蒸汽機	Television 電視	Heated Towel Rack 暖毛巾架
No. 121 Kadoorie Avenue 嘉道理道 121 號	G/F & 2/F – 3/F 地下及 2 樓至 3 樓	KDK (40BDAH)	Ostberg (DFE 133-20, REF-140A and 及 REF-140B)	Stiebel Eltron (DHE 27 SLi, DHE 21 SLi, DHB-E 13 SLi and 及 DHM 6)	Kohler (K-5531T-NA)	Oolaa (BTV19 MGP-WLS)	Bain D’OR (AC-TC-YG3E)
	1/F & 5/F 1 樓及 5 樓	KDK (40BDAH)	Ostberg (DFE 133-20, REF-140A and 及 REF-140B)	Stiebel Eltron (DHE 27 SLi, DHE 21 SLi, DHB-E 13 SLi and 及 DHM 6)	Kohler (K-5531T-NA)	Oolaa (BTV19 MGP-WLS) and 及 KEF (CI-100-QR)	Bain D’OR (AC-TC-YG3E)
	6/F – 7/F 6 樓至 7 樓	KDK (40BDAH)	Ostberg (DFE 133-20, REF-140A and 及 REF-140B)	Stiebel Eltron (DHE 27 SLi, DHE 21 SLi, DHB-E 13 SLi and 及 DHM 6)	Kohler (K-5531T-NA)	Oolaa (BTV19 MGP-WLS) and 及 KEF (CI-100-QR)	Zehnder (SUBEI-130-45/ID)
No. 123 Kadoorie Avenue 嘉道理道 123 號	G/F, 1/F – 3/F & 5/F – 6/F 地下、1 樓至 3 樓及 5 樓至 6 樓	KDK (40BDAH)	Ostberg (DFE 133-20, REF-140A and 及 REF-140B)	Stiebel Eltron (DHE 27 SLi, DHE 21 SLi, DHB-E 13 SLi and 及 DHM 6)	Kohler (K-5531T-NA)	Oolaa (BTV19 MGP-WLS)	Bain D’OR (AC-TC-YG3E)
	7/F 7 樓	KDK (40BDAH)	Ostberg (DFE 133-20, REF-140A and 及 REF-140B)	Stiebel Eltron (DHE 27 SLi, DHE 21 SLi, DHB-E 13 SLi and 及 DHM 6)	Kohler (K-5531T-NA)	–	Bain D’OR (AC-TC-YG3E)
No. 125 Kadoorie Avenue 嘉道理道 125 號	G/F 地下	KDK (40BDAH)	Ostberg (DFE 133-20, REF-140A and 及 REF-140B)	Stiebel Eltron (DHE 27 SLi, DHE 21 SLi, DHB-E 13 SLi and 及 DHM 6)	–	Oolaa (BTV19 MGP-WLS)	Bain D’OR (AC-TC-YG3E)
	1/F – 3/F & 5/F – 6/F 1 樓至 3 樓及 5 樓至 6 樓	KDK (40BDAH)	Ostberg (DFE 133-20, REF-140A and 及 REF-140B)	Stiebel Eltron (DHE 27 SLi, DHE 21 SLi and 及 DHB-E 13 SLi)	–	Oolaa (BTV19 MGP-WLS)	Bain D’OR (AC-TC-YG3E)
No. 127 Kadoorie Avenue 嘉道理道 127 號	G/F, 1/F – 3/F & 5/F – 7/F 地下、1 樓至 3 樓及 5 樓至 7 樓	KDK (40BDAH)	Ostberg (DFE 133-20, REF-140A and 及 REF-140B)	Stiebel Eltron (DHE 27 SLi, DHE 21 SLi, DHB-E 13 SLi and 及 DHM 6)	–	Oolaa (BTV19 MGP-WLS)	Bain D’OR (AC-TC-YG3E)

Note:

1. The Vendor undertakes that if lifts or appliances of the specified brand name or model number are not installed in the Development, lifts or appliances of comparable quality will be installed.

2. The symbol “–” as shown in the above table denotes “Not provided”.

備註：

1. 賣方承諾如發展項目中沒有安裝指明的品牌名稱或產品型號的升降機或設備，便會安裝品質相若的升降機或設備。

2. 上表內之「–」代表不提供。



# FITTINGS, FINISHES AND APPLIANCES

## 裝置、裝修物料及設備

Schedule of Bathroom / Lavatory Appliances 浴室／洗手間設備說明表							
Description of Residential Property 物業的描述		Brand Name and Model Number of Appliance 設備品牌及型號					
Unit 單位	Floor 樓層	Thermo Ventilator 浴室換氣暖風機	Exhaust Fan 抽氣扇	Electric Water Heater 電熱水爐	Steamer 蒸汽機	Television 電視	Heated Towel Rack 暖毛巾架
No. 129 Kadoorie Avenue 嘉道理道 129 號	1/F – 3/F & 5/F – 7/F 1 樓至 3 樓及 5 樓至 7 樓	KDK (40BDAH)	Ostberg (DFE 133-20, REF-140A and 及 REF-140B)	Stiebel Eltron (DHE 27 SLi, DHE 21 SLi, DHB-E 13 SLi and 及 DHM 6)	–	Oolaa (BTV19 MGP-WLS)	Bain D’OR (AC-TC-YG3E)
No. 131 Kadoorie Avenue 嘉道理道 131 號	1/F 1 樓	KDK (40BDAH)	Ostberg (DFE 133-20, REF-140A and 及 REF-140B)	Stiebel Eltron (DHE 27 SLi, DHE 21 SLi, DHB-E 13 SLi and 及 DHM 6)	Kohler (K-5531T-NA)	Oolaa (BTV19 MGP-WLS) and 及 KEF (CI-100-QR)	Bain D’OR (AC-TC-YG3E)
	2/F – 3/F & 5/F – 7/F 2 樓至 3 樓及 5 樓至 7 樓	KDK (40BDAH)	Ostberg (DFE 133-20, REF-140A and 及 REF-140B)	Stiebel Eltron (DHE 27 SLi, DHE 21 SLi, DHB-E 13 SLi and 及 DHM 6)	Kohler (K-5531T-NA)	Oolaa (BTV19 MGP-WLS)	Bain D’OR (AC-TC-YG3E)
No. 133 Kadoorie Avenue 嘉道理道 133 號	G/F 地下	KDK (40BDAH)	Ostberg (DFE 133-20, REF-140A and 及 REF-140B)	Stiebel Eltron (DHE 27 SLi, DHE 21 SLi, DHB-E 13 SLi and 及 DHM 6)	Kohler (K-5531T-NA)	–	Vola (T39EL/3-64)
	1/F – 3/F & 5/F – 7/F 1 樓至 3 樓及 5 樓至 7 樓	KDK (40BDAH)	Ostberg (DFE 133-20, REF-140A and 及 REF-140B)	Stiebel Eltron (DHE 27 SLi, DHE 21 SLi, DHB-E 13 SLi and 及 DHM 6)	Kohler (K-5531T-NA)	Oolaa (BTV19 MGP-WLS)	Bain D’OR (AC-TC-YG3E)

Note:

1. The Vendor undertakes that if lifts or appliances of the specified brand name or model number are not installed in the Development, lifts or appliances of comparable quality will be installed.

2. The symbol “–” as shown in the above table denotes “Not provided”.

備註：

1. 賣方承諾如發展項目中沒有安裝指明的品牌名稱或產品型號的升降機或設備，便會安裝品質相若的升降機或設備。

2. 上表內之「–」代表不提供。

# FITTINGS, FINISHES AND APPLIANCES

## 裝置、裝修物料及設備

Schedule of Air-conditioners and Other Appliances 冷氣機及其他設備說明表						
Description of Residential Property 物業的描述		Brand Name and Model Number of Appliance 設備品牌及型號				
Unit 單位	Floor 樓層	Air Conditioners 冷氣機		TV 電視	Burner 火爐	BBQ Stove 燒烤爐
		Indoor Unit 室內機	Outdoor Unit 室外機			
No. 111 Kadoorie Avenue 嘉道理道111號	1/F – 3/F & 5/F – 6/F 1樓至3樓及5樓至6樓	Daikin (FTXS50F, FTXS60F, FTKS25E, FDXS60C and 及 CDKS25EA)	Daikin (RXS50F, RXS60F and 及 3MKS75E)	–	–	–
	7/F 7樓	Daikin (FXAQ25, FXAQ63, FXDQ40 and 及 FXDQ63)	Daikin (RXYQ14T)	–	–	–
No. 113 Kadoorie Avenue 嘉道理道113號	1/F – 3/F & 5/F – 6/F 1樓至3樓及5樓至6樓	Daikin (FTXS25E, FTXS50F, FTXS60F, FTKS25E, FDXS60C and 及 CDKS25C)	Daikin (RXS25EB, RXS50F, RXS60F and 及 3MKS75E)	–	–	–
	7/F 7樓	Daikin (FXAQ25, FXAQ40, FXAQ63, FXDQ50 and 及 FXDQ63)	Daikin (RXYQ10T)	–	–	–
No. 115 Kadoorie Avenue 嘉道理道115號	1/F – 3/F & 5/F – 6/F 1樓至3樓及5樓至6樓	Daikin (FTXS35E, FTXS50F, FTXS60F, FTKS25E and 及 FFQ60B)	Daikin (RXS35EB, RXS50F, RXS60F, 3MKS75E and 及 4MXS80E)	–	–	–
	7/F 7樓	Daikin (FXAQ25, FXAQ50, FXAQ63 and 及 FXZQ40M)	Daikin (RXYQ10T)	–	–	–
No. 117 Kadoorie Avenue 嘉道理道117號	G/F 地下	Daikin (FTXS50F, FTXS60F, FTKS25E, FDXS60C and 及 CDKS35C)	Daikin (RXS50F, RXS60F and 及 3MKS75E)	–	–	–
	1/F – 3/F & 5/F – 6/F 1樓至3樓及5樓至6樓	Daikin (FTXS25E, FTXS50F, FTXS60F, FTKS25E, FDXS60C and 及 CDKS25C)	Daikin (RXS25EB, RXS50F, RXS60F and 及 3MKS75E)	–	–	–
	7/F 7樓	Daikin (FXAQ25, FXAQ40, FXAQ63, FXDQ40 and 及 FXDQ63)	Daikin (RXYQ10T)	–	–	–

Note:

1. The Vendor undertakes that if lifts or appliances of the specified brand name or model number are not installed in the Development, lifts or appliances of comparable quality will be installed.

2. The symbol “–” as shown in the above table denotes “Not provided”.

備註：

1. 賣方承諾如發展項目中沒有安裝指明的品牌名稱或產品型號的升降機或設備，便會安裝品質相若的升降機或設備。

2. 上表內之「–」代表不提供。

# FITTINGS, FINISHES AND APPLIANCES

## 裝置、裝修物料及設備

Schedule of Air-conditioners and Other Appliances 冷氣機及其他設備說明表							
Description of Residential Property 物業的描述		Brand Name and Model Number of Appliance 設備品牌及型號					
Unit 單位	Floor 樓層	Electric Curtain 電窗簾	Dimmer 調光器	Jacuzzi 按摩池	Gas Water Heater 煤氣熱水爐	Door Chime 門鐘	Pump 水泵
No. 111 Kadoorie Avenue 嘉道理道 111 號	1/F – 3/F & 5/F – 6/F 1 樓至 3 樓及 5 樓至 6 樓	–	–	–	–	Hager (XC001)	–
	7/F 7 樓	–	–	–	–	Hager (XC001)	–
No. 113 Kadoorie Avenue 嘉道理道 113 號	1/F – 3/F & 5/F – 6/F 1 樓至 3 樓及 5 樓至 6 樓	–	–	–	–	Hager (XC001)	–
	7/F 7 樓	–	–	–	–	Hager (XC001)	–
No. 115 Kadoorie Avenue 嘉道理道 115 號	1/F – 3/F & 5/F – 6/F 1 樓至 3 樓及 5 樓至 6 樓	–	–	–	–	Hager (XC001)	–
	7/F 7 樓	–	–	–	–	Hager (XC001)	–
No. 117 Kadoorie Avenue 嘉道理道 117 號	G/F 地下	–	–	–	–	Hager (XC001)	–
	1/F – 3/F & 5/F – 6/F 1 樓至 3 樓及 5 樓至 6 樓	–	–	–	–	Hager (XC001)	–
	7/F 7 樓	–	–	–	–	Hager (XC001)	–

Note:

1. The Vendor undertakes that if lifts or appliances of the specified brand name or model number are not installed in the Development, lifts or appliances of comparable quality will be installed.

2. The symbol “–” as shown in the above table denotes “Not provided”.

備註：

1. 賣方承諾如發展項目中沒有安裝指明的品牌名稱或產品型號的升降機或設備，便會安裝品質相若的升降機或設備。

2. 上表內之「–」代表不提供。

# FITTINGS, FINISHES AND APPLIANCES

## 裝置、裝修物料及設備

Schedule of Air-conditioners and Other Appliances 冷氣機及其他設備說明表						
Description of Residential Property 物業的描述		Brand Name and Model Number of Appliance 設備品牌及型號				
Unit 單位	Floor 樓層	Air Conditioners 冷氣機		TV 電視	Burner 火爐	BBQ Stove 燒烤爐
		Indoor Unit 室內機	Outdoor Unit 室外機			
No. 119 Kadoorie Avenue 嘉道理道119號	G/F 地下	Daikin (FTXS50F, FTXS71F, FTKS25E, FDXS60C and 及 CDKS25EA)	Daikin (RXS50F, RXS60F, RXS71F and 及 3MKS75E)	–	–	–
	1/F – 3/F & 5/F 1樓至3樓及5樓	Daikin (FTXS50F, FTXS71F, FTKS25E, FDXS60C and 及 CDKS25EA)	Daikin (RXS50F, RXS60F, RXS71F and 及 3MKS75E)	–	–	–
	6/F 6樓	Daikin (FTXS50F, FTXS71F, FTKS25E, FDXS60C and 及 CDKS25EA)	Daikin (RXS50F, RXS60F, RXS71F and 及 3MKS75E)	LG (49UH6100, 55UH6500 and 及 65UH7700)	–	–
	7/F 7樓	Daikin (FXAQ25, FXAQ63, FXDQ40 and 及 FXDQ63)	Daikin (RXYQ16T)	–	–	–
No. 121 Kadoorie Avenue 嘉道理道121號	G/F 地下	Daikin (FTXS50F, FTXS71F, FTKS25E and 及 CDKS25EA)	Daikin (RXS50F, RXS71F and 及 3MKS58E)	–	–	–
	1/F – 3/F 1樓至3樓	Daikin (FTXS50F, FTXS71F, FTKS25E and 及 CDKS25C)	Daikin (RXS50F, RXS71F and 及 3MKS75E)	–	–	–
	5/F 5樓	Daikin (FTXS50F, FTXS71F, FTKS25E and 及 CDKS25C)	Daikin (RXS50F, RXS71F and 及 3MKS75E)	Sharp (LC65S3H)	–	–
	6/F & 7/F 6樓及7樓	Daikin (FXAQ25 and 及 FXDQ50)	Daikin (RXYQ12T and 及 RXYQ16T)	LG (49UH6100)	–	–

Note:

1. The Vendor undertakes that if lifts or appliances of the specified brand name or model number are not installed in the Development, lifts or appliances of comparable quality will be installed.

2. The symbol “–” as shown in the above table denotes “Not provided”.

備註：

1. 賣方承諾如發展項目中沒有安裝指明的品牌名稱或產品型號的升降機或設備，便會安裝品質相若的升降機或設備。

2. 上表內之「–」代表不提供。



# FITTINGS, FINISHES AND APPLIANCES

## 裝置、裝修物料及設備

Schedule of Air-conditioners and Other Appliances 冷氣機及其他設備說明表							
Description of Residential Property 物業的描述		Brand Name and Model Number of Appliance 設備品牌及型號					
Unit 單位	Floor 樓層	Electric Curtain 電窗簾	Dimmer 調光器	Jacuzzi 按摩池	Gas Water Heater 煤氣熱水爐	Door Chime 門鐘	Pump 水泵
No. 119 Kadoorie Avenue 嘉道理道 119 號	G/F 地下	—	—	—	—	Hager (XC001)	—
	1/F – 3/F & 5/F 1 樓至 3 樓及 5 樓	—	—	—	—	Hager (XC001)	ASPEN (ASPMAUNI)
	6/F 6 樓	Glydea (35DCT and 及 60DCT)	—	—	—	Hager (XC001)	ASPEN (ASPMAUNI)
	7/F 7 樓	—	—	—	—	Hager (XC001)	—
No. 121 Kadoorie Avenue 嘉道理道 121 號	G/F 地下	—	—	—	—	Hager (XC001)	—
	1/F – 3/F 1 樓至 3 樓	—	—	—	—	Hager (XC001)	—
	5/F 5 樓	Glydea (35e)	Lutron (QSNE-4A-D and 及 QSNE-4T10-D)	—	—	Hager (XC001)	—
	6/F & 7/F 6 樓及 7 樓	Glydea (35DCT and 及 60DCT)	Lutron (QSNE-4A-D and 及 QSNE-4T10-D)	teuco (ART.640)	TGC (TNJW221TFL)	Hager (XC001)	Grundfos (Sololift2 D-2 and 及 Sololift2 CWC-3)

Note:

1. The Vendor undertakes that if lifts or appliances of the specified brand name or model number are not installed in the Development, lifts or appliances of comparable quality will be installed.

2. The symbol “—” as shown in the above table denotes “Not provided”.

備註：

1. 賣方承諾如發展項目中沒有安裝指明的品牌名稱或產品型號的升降機或設備，便會安裝品質相若的升降機或設備。

2. 上表內之「—」代表不提供。

FITTINGS, FINISHES AND APPLIANCES

裝置、裝修物料及設備

Schedule of Air-conditioners and Other Appliances 冷氣機及其他設備說明表						
Description of Residential Property 物業的描述		Brand Name and Model Number of Appliance 設備品牌及型號				
Unit 單位	Floor 樓層	Air Conditioners 冷氣機		TV 電視	Burner 火爐	BBQ Stove 燒烤爐
		Indoor Unit 室內機	Outdoor Unit 室外機			
No. 123 Kadoorie Avenue 嘉道理道 123 號	G/F 地下	Daikin (FTXS35E, FTXS50F, FTXS60F, FTXS71F, FTKS25E, FDXS60C and 及 CDKS25EA)	Daikin (RXS35EB, RXS50F, RXS60F, RXS71F and 及 3MKS75E)	LG 75UJ6570	–	LANDMANN ARDOR 4 BURNER BUILD IN TYPE
	1/F – 3/F & 5/F 1 樓至 3 樓及 5 樓	Daikin (FTXS35E, FTXS50F, FTXS71F, FTKS25E, FDXS60C and 及 CDKS35C)	Daikin (RXS35EB, RXS50F, RXS60F, RXS71F and 及 3MKS75E)	–	–	–
	6/F 6 樓	Daikin (FTXS50F, FTXS71F, FTKS25E, FDXS35, FDXS60C and 及 CDKS35C)	Daikin (RXS35EB, RXS50F, RXS60F, RXS71F and 及 3MKS75E)	–	–	–
	7/F 7 樓	Daikin (FXAQ25, FXAQ40, FXAQ50, FXAQ63, FXDQ40 and 及 FXDQ50)	Daikin (RXYQ16T)	–	–	–
No. 125 Kadoorie Avenue 嘉道理道 125 號	G/F 地下	Daikin (FTXS25E, FTXS50F, FTXS60F, FTXS71F, FTKS25E and 及 CDKS25EA)	Daikin (RXS50F, RXS71F, 3MKS58E and 及 4MXS80E)	Panasonic (TH-58EX750H and 及 TH-55EX600H)	Planika (FLA2 model E)	–
	1/F – 3/F & 5/F – 6/F 1 樓至 3 樓及 5 樓至 6 樓	Daikin (FTXS50F, FTXS71F, FTKS25E and 及 CDKS25EA)	Daikin (RXS50F, RXS71F and 及 3MKS75E)	–	–	–
No. 127 Kadoorie Avenue 嘉道理道 127 號	G/F 地下	Daikin (FTXS71F, FTKS25E,FDXS60C and 及 CDKS25EA)	Daikin (RXS60F, RXS71F and 及 3MKS75E)	–	–	–
	1/F – 3/F & 5/F – 6/F 1 樓至 3 樓及 5 樓至 6 樓	Daikin (FTXS25E, FTXS50F, FTXS60F, FTXS71F, FTKS25E, FDXS60C and 及 CDKS25EA)	Daikin (RXS60F, RXS71F, 3MKS75E and 及 4MXS80E)	–	–	–
	7/F 7 樓	Daikin (FXAQ25, FXAQ50, FXAQ63, FXDQ63 and 及 FXDQ50NB)	Daikin (RXYQ14T)	–	–	–

Note:

1. The Vendor undertakes that if lifts or appliances of the specified brand name or model number are not installed in the Development, lifts or appliances of comparable quality will be installed.

2. The symbol “–” as shown in the above table denotes “Not provided”.

備註：

1. 賣方承諾如發展項目中沒有安裝指明的品牌名稱或產品型號的升降機或設備，便會安裝品質相若的升降機或設備。

2. 上表內之「–」代表不提供。

# FITTINGS, FINISHES AND APPLIANCES

## 裝置、裝修物料及設備

Schedule of Air-conditioners and Other Appliances 冷氣機及其他設備說明表							
Description of Residential Property 物業的描述		Brand Name and Model Number of Appliance 設備品牌及型號					
Unit 單位	Floor 樓層	Electric Curtain 電窗簾	Dimmer 調光器	Jacuzzi 按摩池	Gas Water Heater 煤氣熱水爐	Door Chime 門鐘	Pump 水泵
No. 123 Kadoorie Avenue 嘉道理道 123 號	G/F 地下	Glydea (60e) and 及 Altus (50rts) and 及 Somfy (Telis 4)	Lutron (QSNE-7T10-D and 及 QSNE-4A-D)	–	–	Hager (XC001)	–
	1/F – 3/F & 5/F 1 樓至 3 樓及 5 樓	–	–	–	–	Hager (XC001)	–
	6/F 6 樓	–	–	–	–	Hager (XC001)	–
	7/F 7 樓	–	–	–	–	Hager (XC001)	–
No. 125 Kadoorie Avenue 嘉道理道 125 號	G/F 地下	RAEX (M100)	–	–	–	Hager (XC001)	–
	1/F – 3/F & 5/F – 6/F 1 樓至 3 樓及 5 樓至 6 樓	–	–	–	–	Hager (XC001)	–
No. 127 Kadoorie Avenue 嘉道理道 127 號	G/F 地下	–	–	–	–	Hager (XC001)	ASPEN (ASPMAUNI)
	1/F – 3/F & 5/F – 6/F 1 樓至 3 樓及 5 樓至 6 樓	–	–	–	–	Hager (XC001)	–
	7/F 7 樓	–	–	–	–	Hager (XC001)	–

Note:

1. The Vendor undertakes that if lifts or appliances of the specified brand name or model number are not installed in the Development, lifts or appliances of comparable quality will be installed.

2. The symbol “–” as shown in the above table denotes “Not provided”.

備註：

1. 賣方承諾如發展項目中沒有安裝指明的品牌名稱或產品型號的升降機或設備，便會安裝品質相若的升降機或設備。

2. 上表內之「–」代表不提供。

FITTINGS, FINISHES AND APPLIANCES

裝置、裝修物料及設備

Schedule of Air-conditioners and Other Appliances 冷氣機及其他設備說明表						
Description of Residential Property 物業的描述		Brand Name and Model Number of Appliance 設備品牌及型號				
Unit 單位	Floor 樓層	Air Conditioners 冷氣機		TV 電視	Burner 火爐	BBQ Stove 燒烤爐
		Indoor Unit 室內機	Outdoor Unit 室外機			
No. 129 Kadoorie Avenue 嘉道理道 129 號	1/F – 3/F & 5/F – 6/F 1 樓至 3 樓及 5 樓至 6 樓	Daikin (FTXS35E, FTXS50F, FTXS71F, FTKS25E, FDXS60C and 及 CDKS25EA)	Daikin (RXS35EB, RXS50F, RXS60F, RXS71F and 及 3MKS75E)	–	–	–
	7/F 7 樓	Daikin (FXAQ25, FXAQ50, FXAQ63, FXDQ40 and 及 FXDQ63)	Daikin (RXYQ14T)	–	–	–
No. 131 Kadoorie Avenue 嘉道理道 131 號	1/F 1 樓	Daikin (FXAQ25, FXAQ50, FXAQ63, FXDQ50 and 及 FXDQ63)	Daikin (RXYQ10T)	LG (79UF7700)	–	BEEFEATER (S3000Ss 4 Burner)
	2/F – 3/F & 5/F – 6/F 2 樓至 3 樓及 5 樓至 6 樓	Daikin (FTXS50F, FTXS71F, FTKS25E, FDXS60C and 及 CDKS25C)	Daikin (RXS50F, RXS60F, RXS71F and 及 3MKS75E)	–	–	–
	7/F 7 樓	Daikin (FXAQ25, FXAQ32, FXAQ63, FXDQ50 and 及 FXDQ63)	Daikin (RXYQ10T)	–	–	–
No. 133 Kadoorie Avenue 嘉道理道 133 號	G/F 地下	Daikin (FXAQ25, FXDQ40, FXDQ50 and 及 FXDQ63)	Daikin (RXYQ12T)	LG (43UF6800 and 及 55UH6500)	Safretti (Carre’ ST in black)	–
	1/F – 3/F & 5/F – 6/F 1 樓至 3 樓及 5 樓至 6 樓	Daikin (FTXS35E, FTXS50F, FTXS71F, FTKS25E, FDXS60C and 及 CDKS35C)	Daikin (RXS35EB, RXS50F, RXS60F, RXS71F and 及 3MKS75E)	–	–	–
	7/F 7 樓	Daikin (FXAQ25, FXAQ50, FXAQ63 and 及 FXDQ63)	Daikin (RXYQ12T)	–	–	–

Note:

1. The Vendor undertakes that if lifts or appliances of the specified brand name or model number are not installed in the Development, lifts or appliances of comparable quality will be installed.

2. The symbol “–” as shown in the above table denotes “Not provided”.

備註：

1. 賣方承諾如發展項目中沒有安裝指明的品牌名稱或產品型號的升降機或設備，便會安裝品質相若的升降機或設備。

2. 上表內之「–」代表不提供。



# FITTINGS, FINISHES AND APPLIANCES

## 裝置、裝修物料及設備

Schedule of Air-conditioners and Other Appliances 冷氣機及其他設備說明表							
Description of Residential Property 物業的描述		Brand Name and Model Number of Appliance 設備品牌及型號					
Unit 單位	Floor 樓層	Electric Curtain 電窗簾	Dimmer 調光器	Jacuzzi 按摩池	Gas Water Heater 煤氣熱水爐	Door Chime 門鐘	Pump 水泵
No. 129 Kadoorie Avenue 嘉道理道 129 號	1/F – 3/F & 5/F – 6/F 1 樓至 3 樓及 5 樓至 6 樓	–	–	–	–	Hager (XC001)	ASPEN (ASPMAUNI)
	7/F 7 樓	–	–	–	–	Hager (XC001)	–
No. 131 Kadoorie Avenue 嘉道理道 131 號	1/F 1 樓	Glydea (35e)	Lutron (QSNE-4A-D and 及 QSNE-4T10-D)	–	–	Hager (XC001)	–
	2/F – 3/F & 5/F – 6/F 2 樓至 3 樓及 5 樓至 6 樓	–	–	–	–	Hager (XC001)	–
	7/F 7 樓	–	–	–	–	Hager (XC001)	–
No. 133 Kadoorie Avenue 嘉道理道 133 號	G/F 地下	–	–	–	–	Hager (XC001)	Hayward (SP1610X1551 and 及 SP3010X1551)
	1/F – 3/F & 5/F – 6/F 1 樓至 3 樓及 5 樓至 6 樓	–	–	–	–	Hager (XC001)	–
	7/F 7 樓	–	–	–	–	Hager (XC001)	–

Note:

1. The Vendor undertakes that if lifts or appliances of the specified brand name or model number are not installed in the Development, lifts or appliances of comparable quality will be installed.

2. The symbol “–” as shown in the above table denotes “Not provided”.

備註：

1. 賣方承諾如發展項目中沒有安裝指明的品牌名稱或產品型號的升降機或設備，便會安裝品質相若的升降機或設備。

2. 上表內之「–」代表不提供。

FITTINGS, FINISHES AND APPLIANCES

裝置、裝修物料及設備

Schedule of Mechanical & Electrical Provisions for Residential Property 住宅單位機電裝置數量說明表												
Location 位置	Description 描述	Unit 單位										
		No. 111 Kadoorie Avenue 嘉道理道 111 號		No. 113 Kadoorie Avenue 嘉道理道 113 號			No. 115 Kadoorie Avenue 嘉道理道 115 號			No. 117 Kadoorie Avenue 嘉道理道 117 號		
		Floor 樓層										
		1/F – 3/F & 5/F – 6/F 1 樓至3 樓及 5 樓至6 樓	7/F 7 樓	1/F 1 樓	2/F – 3/F & 5/F – 6/F 2 樓至3 樓及 5 樓至6 樓	7/F 7 樓	1/F 1 樓	2/F – 3/F & 5/F – 6/F 2 樓至3 樓及 5 樓至6 樓	7/F 7 樓	G/F 地下	1/F – 3/F & 5/F – 6/F 1 樓至3 樓及 5 樓至6 樓	7/F 7 樓
Living Room, Dining Room and Corridor 客廳、飯廳及走廊	Fused Spur Unit for Air-Conditioner 冷氣機電源接線器	2	2	2	2	2	2	2	2	2	2	2
	13A Single Socket Outlet 13 安培單位電源插座	–	–	5	–	–	5	–	–	–	–	–
	13A Twin Socket Outlet 13 安培雙位電源插座	8	7	4	7	7	5	7	7	7	7	5
	TV and FM Outlet 公眾電視及電台插座	2	2	2	2	2	1	2	2	2	2	2
	Telephone and Fibre Optic Outlet 電話及光纖數據插座	2	2	2	2	2	1	2	2	2	2	2
	Provision of Fused Spur Unit for Electric Curtain 預留電源接線器供電動窗簾	1	1	–	1	1	–	1	1	1	1	1
	Lighting Switch 燈掣	14	14	8	16	17	8	13	13	12	15	16
	Dimmer Switch 調光燈掣	–	–	4	–	–	3	–	–	–	–	–
	Lighting Point 燈位	10	8	33	9	10	25	8	8	11	9	9
	Switch for Exhaust Fan 抽氣扇開關	2	2	3	3	3	2	2	2	2	3	3
	Switch for Water Heater 熱水爐開關	1	1	2	2	2	1	1	1	1	2	2
	Connection Unit for Furniture Light 電源接線器供家具燈槽	2	–	1	–	–	5	–	–	–	–	–
	13A Single Socket Outlet for Warming Drawer 13 安培單位電源插座供暖櫃	1	–	–	–	–	–	–	–	–	–	–
Fused Spur Unit for Wine Cellar 電源接線器供酒櫃	1	–	–	–	–	–	–	–	–	–	–	

Note:  
The symbol “–” as shown in the above table denotes “Not provided”.

備註：  
上表內之「–」代表不提供。

FITTINGS, FINISHES AND APPLIANCES  
裝置、裝修物料及設備

Schedule of Mechanical & Electrical Provisions for Residential Property 住宅單位機電裝置數量說明表												
Location 位置	Description 描述	Unit 單位										
		No. 111 Kadoorie Avenue 嘉道理道 111 號		No. 113 Kadoorie Avenue 嘉道理道 113 號			No. 115 Kadoorie Avenue 嘉道理道 115 號			No. 117 Kadoorie Avenue 嘉道理道 117 號		
		Floor 樓層										
		1/F – 3/F & 5/F – 6/F 1 樓至3 樓及 5 樓至6 樓	7/F 7 樓	1/F 1 樓	2/F – 3/F & 5/F – 6/F 2 樓至3 樓及 5 樓至6 樓	7/F 7 樓	1/F 1 樓	2/F – 3/F & 5/F – 6/F 2 樓至3 樓及 5 樓至6 樓	7/F 7 樓	G/F 地下	1/F – 3/F & 5/F – 6/F 1 樓至3 樓及 5 樓至6 樓	7/F 7 樓
Living Room, Dining Room and Corridor 客廳、飯廳及走廊	13A Single Socket Outlet for Coffee Machine 13 安培單位電源插座供咖啡機	1	–	–	–	–	–	–	–	–	–	–
	13A Single Socket Outlet for Refrigerator 13 安培單位電源插座供雪櫃	1	–	–	–	–	–	–	–	–	–	–
Balcony 露台	Lighting Point 燈位	1	1	1	1	1	1	1	1	–	1	1
	Fused Spur Unit for LED Light Trough 電源接線器供 LED 燈槽	1	1	1	1	1	1	1	1	–	1	1
Utility Platform 工作平台	Lighting Point 燈位	1	1	–	–	–	–	–	–	–	–	–
Master Bedroom 主人睡房	Fused Spur Unit for Air-Conditioner 冷氣機電源接線器	–	–	–	–	–	1	1	1	1	–	–
	13A Single Socket Outlet 13 安培單位電源插座	–	–	4	–	–	5	–	–	–	–	–
	13A Twin Socket Outlet 13 安培雙位電源插座	4	4	3	4	4	3	4	4	4	4	4
	TV and FM Outlet 公眾電視及電台插座	1	1	1	1	1	1	1	1	1	1	1
	Telephone Outlet 電話插座	2	2	1	2	2	2	2	2	2	2	2
	Lighting Switch 燈掣	2	2	2	2	2	3	3	3	4	2	2
	Dimmer Switch 調光燈掣	–	–	1	–	–	2	–	–	–	–	–
	Lighting Point 燈位	1	1	9	1	1	10	1	1	3	1	1
	Switch for Exhaust Fan 抽氣扇開關	–	–	–	–	–	1	1	1	1	–	–
	Switch for Water Heater 熱水爐開關	–	–	–	–	–	1	1	1	1	–	–

Note:  
The symbol “–” as shown in the above table denotes “Not provided”.

備註：  
上表內之「–」代表不提供。

FITTINGS, FINISHES AND APPLIANCES

裝置、裝修物料及設備

Schedule of Mechanical & Electrical Provisions for Residential Property 住宅單位機電裝置數量說明表												
Location 位置	Description 描述	Unit 單位										
		No. 111 Kadoorie Avenue 嘉道理道 111 號		No. 113 Kadoorie Avenue 嘉道理道 113 號			No. 115 Kadoorie Avenue 嘉道理道 115 號			No. 117 Kadoorie Avenue 嘉道理道 117 號		
		Floor 樓層										
		1/F – 3/F & 5/F – 6/F 1 樓至3 樓及 5 樓至6 樓	7/F 7 樓	1/F 1 樓	2/F – 3/F & 5/F – 6/F 2 樓至3 樓及 5 樓至6 樓	7/F 7 樓	1/F 1 樓	2/F – 3/F & 5/F – 6/F 2 樓至3 樓及 5 樓至6 樓	7/F 7 樓	G/F 地下	1/F – 3/F & 5/F – 6/F 1 樓至3 樓及 5 樓至6 樓	7/F 7 樓
Master Bedroom 主人睡房	Connection Unit for Furniture Light 電源接線器供家具燈槽	–	–	2	–	–	3	–	–	–	–	–
Walk-in Closet adjacent to Master Bedroom 毗鄰主人睡房衣帽間	Fused Spur Unit for Air-Conditioner 冷氣機電源接線器	1	1	1	1	1	–	–	–	–	1	1
	Lighting Switch 燈掣	2	2	2	2	2	–	–	–	–	2	2
	Lighting Point 燈位	1	1	4	1	1	–	–	–	–	1	1
	Switch for Exhaust Fan 抽氣扇開關	1	1	1	1	1	–	–	–	–	1	1
	Switch for Water Heater 熱水爐開關	1	1	1	1	1	–	–	–	–	1	1
	Connection Unit for Furniture Light 電源接線器供家具燈槽	–	–	1	–	–	–	–	–	–	–	–
Bedroom 1 睡房 1	Fused Spur Unit for Air-Conditioner 冷氣機電源接線器	1	1	1	1	1	1	1	1	1	1	1
	13A Single Socket Outlet 13 安培單位電源插座	–	–	9	–	–	5	–	–	–	–	–
	13A Twin Socket Outlet 13 安培雙位電源插座	4	4	3	4	4	3	4	4	4	4	4
	TV and FM Outlet 公眾電視及電台插座	1	1	1	1	1	1	1	1	1	1	1
	Telephone Outlet 電話插座	2	2	2	2	2	1	2	2	2	2	2
	Lighting Switch 燈掣	1	1	4	4	3	4	1	3	4	3	3
	Lighting Point 燈位	1	1	10	2	1	13	1	1	1	1	1
	Switch for Exhaust Fan 抽氣扇開關	–	–	1	1	1	–	–	1	1	1	1

Note:  
The symbol “–” as shown in the above table denotes “Not provided”.

備註：  
上表內之「–」代表不提供。



FITTINGS, FINISHES AND APPLIANCES

裝置、裝修物料及設備

Schedule of Mechanical & Electrical Provisions for Residential Property 住宅單位機電裝置數量說明表												
Location 位置	Description 描述	Unit 單位										
		No. 111 Kadoorie Avenue 嘉道理道 111 號		No. 113 Kadoorie Avenue 嘉道理道 113 號			No. 115 Kadoorie Avenue 嘉道理道 115 號			No. 117 Kadoorie Avenue 嘉道理道 117 號		
		Floor 樓層										
		1/F – 3/F & 5/F – 6/F 1 樓至3 樓及 5 樓至6 樓	7/F 7 樓	1/F 1 樓	2/F – 3/F & 5/F – 6/F 2 樓至3 樓及 5 樓至6 樓	7/F 7 樓	1/F 1 樓	2/F – 3/F & 5/F – 6/F 2 樓至3 樓及 5 樓至6 樓	7/F 7 樓	G/F 地下	1/F – 3/F & 5/F – 6/F 1 樓至3 樓及 5 樓至6 樓	7/F 7 樓
Bedroom 1 睡房 1	Switch for Water Heater 熱水爐開關	–	–	1	1	1	–	–	1	1	1	1
	Connection Unit for Furniture Light 電源接線器供家具燈槽	–	–	3	–	–	2	–	–	–	–	–
Bedroom 2 睡房 2	Fused Spur Unit for Air-Conditioner 冷氣機電源接線器	1	1	1	1	1	1	1	–	1	1	1
	13A Single Socket Outlet 13 安培單位電源插座	–	–	5	–	–	3	–	–	–	–	–
	13A Twin Socket Outlet 13 安培雙位電源插座	3	3	3	4	4	2	4	–	4	4	4
	TV and FM Outlet 公眾電視及電台插座	1	1	1	1	1	1	1	–	1	1	1
	Telephone Outlet 電話插座	2	2	1	2	2	2	2	–	2	2	2
	Lighting Switch 燈掣	1	1	4	1	1	4	2	–	3	1	1
	Lighting Point 燈位	1	1	9	1	1	9	1	–	1	1	1
	Switch for Exhaust Fan 抽氣扇開關	–	–	–	–	–	–	–	–	1	–	–
	Switch for Water Heater 熱水爐開關	–	–	–	–	–	–	–	–	1	–	–
	Connection Unit for Furniture Light 電源接線器供家具燈槽	–	–	1	–	–	3	–	–	–	–	–
Walk-in Closet adjacent to Bedroom 2 毗鄰睡房 2 衣帽間	Lighting Switch 燈掣	–	–	–	–	–	1	–	–	–	–	–
	Lighting Point 燈位	–	–	–	–	–	2	1	–	–	–	–
	13A Single Socket Outlet 13 安培單位電源插座	–	–	–	–	–	1	–	–	–	–	–

Note:  
The symbol “–” as shown in the above table denotes “Not provided”.

備註：  
上表內之「–」代表不提供。

FITTINGS, FINISHES AND APPLIANCES

裝置、裝修物料及設備

Schedule of Mechanical & Electrical Provisions for Residential Property 住宅單位機電裝置數量說明表												
Location 位置	Description 描述	Unit 單位										
		No. 111 Kadoorie Avenue 嘉道理道 111 號		No. 113 Kadoorie Avenue 嘉道理道 113 號			No. 115 Kadoorie Avenue 嘉道理道 115 號			No. 117 Kadoorie Avenue 嘉道理道 117 號		
		Floor 樓層										
		1/F – 3/F & 5/F – 6/F 1 樓至3 樓及 5 樓至6 樓	7/F 7 樓	1/F 1 樓	2/F – 3/F & 5/F – 6/F 2 樓至3 樓及 5 樓至6 樓	7/F 7 樓	1/F 1 樓	2/F – 3/F & 5/F – 6/F 2 樓至3 樓及 5 樓至6 樓	7/F 7 樓	G/F 地下	1/F – 3/F & 5/F – 6/F 1 樓至3 樓及 5 樓至6 樓	7/F 7 樓
Bedroom 3 睡房 3	Fused Spur Unit for Air-Conditioner 冷氣機電源接線器	–	–	1	1	1	–	–	–	–	1	1
	13A Single Socket Outlet 13 安培單位電源插座	–	–	5	–	–	–	–	–	–	–	–
	13A Twin Socket Outlet 13 安培雙位電源插座	–	–	1	3	3	–	–	–	–	3	3
	TV and FM Outlet 公眾電視及電台插座	–	–	1	1	1	–	–	–	–	1	1
	Telephone Outlet 電話插座	–	–	1	2	2	–	–	–	–	2	2
	Lighting Switch 燈掣	–	–	2	1	1	–	–	–	–	1	1
	Lighting Point 燈位	–	–	8	1	1	–	–	–	–	1	1
	Connection Unit for Furniture Light 電源接線器供家具燈槽	–	–	2	–	–	–	–	–	–	–	–
Master Bathroom 主人浴室	Fused Spur Unit for Exhaust Fan 電源接線器供抽氣扇	1	1	1	1	1	1	1	1	1	1	1
	Fused Spur Unit for Mirror Cabinet Light 電源接線器供鏡櫃燈	1	1	1	1	1	1	1	1	1	1	1
	Connection Unit for Magnifying Mirror 電源接線器供化妝鏡	1	1	1	1	1	1	1	1	1	1	1
	Isolator for Water Heater 電源開關供熱水爐	1	1	1	1	1	1	1	1	1	1	1
	13A Single Socket Outlet 13 安培單位電源插座	1	1	1	1	1	–	–	–	1	1	1
	13A Twin Socket Outlet 13 安培雙位電源插座	1	1	1	1	1	1	1	1	1	1	1

Note:  
The symbol “–” as shown in the above table denotes “Not provided”.

備註：  
上表內之「–」代表不提供。

FITTINGS, FINISHES AND APPLIANCES

裝置、裝修物料及設備

Schedule of Mechanical & Electrical Provisions for Residential Property 住宅單位機電裝置數量說明表												
Location 位置	Description 描述	Unit 單位										
		No. 111 Kadoorie Avenue 嘉道理道 111 號		No. 113 Kadoorie Avenue 嘉道理道 113 號			No. 115 Kadoorie Avenue 嘉道理道 115 號			No. 117 Kadoorie Avenue 嘉道理道 117 號		
		Floor 樓層										
		1/F – 3/F & 5/F – 6/F 1樓至3樓及 5樓至6樓	7/F 7樓	1/F 1樓	2/F – 3/F & 5/F – 6/F 2樓至3樓及 5樓至6樓	7/F 7樓	1/F 1樓	2/F – 3/F & 5/F – 6/F 2樓至3樓及 5樓至6樓	7/F 7樓	G/F 地下	1/F – 3/F & 5/F – 6/F 1樓至3樓及 5樓至6樓	7/F 7樓
Master Bathroom 主人浴室	13A Socket Outlet for TV 13 安培電源插座供電視	1	1	1	1	1	1	1	1	1	1	1
	Fused Spur Unit for Thermo Ventilator 電源接線器供浴室換氣暖風機	1	1	1	1	1	1	1	1	1	1	1
	Thermo Ventilator Controller 浴室換氣暖風機控制器	1	1	1	1	1	1	1	1	1	1	1
	Isolator for Jacuzzi 電源開關供按摩浴缸	1	1	1	1	1	1	1	1	1	1	1
	Switch for Jacuzzi 按摩浴缸開關	1	1	1	1	1	1	1	1	1	1	1
	Fused Spur Unit for Steamer Pump Set 電源接線器供蒸氣水泵裝置	–	–	1	1	1	–	–	–	1	1	1
	Connection Unit for Steam Generator Set 接線座供蒸氣裝置	–	–	1	1	1	–	–	–	1	1	1
	Switch for Steam Generator 蒸氣裝置開關	–	–	1	1	1	–	–	–	1	1	1
	Steam Generator Controller 蒸氣裝置控制器	–	–	1	1	1	–	–	–	1	1	1
	Fused Spur Unit for Heat Towel Rack 電源接線器供熱毛巾架	1	1	1	1	1	1	1	1	1	1	1
	TV and FM Outlet 公眾電視及電台插座	1	1	1	1	1	1	1	1	1	1	1
	Shaver Socket Outlet 鬚刨插座	1	1	1	1	1	1	1	1	1	1	1
	Lighting Point 燈位	8	8	7	7	7	5	5	7	8	7	7
Bathroom 1 浴室 1	Fused Spur Unit for Exhaust Fan 電源接線器供抽氣扇	1	1	1	1	1	1	1	1	1	1	1

Note:  
The symbol “–” as shown in the above table denotes “Not provided”.

備註：  
上表內之「–」代表不提供。

FITTINGS, FINISHES AND APPLIANCES

裝置、裝修物料及設備

Schedule of Mechanical & Electrical Provisions for Residential Property 住宅單位機電裝置數量說明表												
Location 位置	Description 描述	Unit 單位										
		No. 111 Kadoorie Avenue 嘉道理道 111 號		No. 113 Kadoorie Avenue 嘉道理道 113 號			No. 115 Kadoorie Avenue 嘉道理道 115 號			No. 117 Kadoorie Avenue 嘉道理道 117 號		
		Floor 樓層										
		1/F – 3/F & 5/F – 6/F 1 樓至3 樓及 5 樓至6 樓	7/F 7 樓	1/F 1 樓	2/F – 3/F & 5/F – 6/F 2 樓至3 樓及 5 樓至6 樓	7/F 7 樓	1/F 1 樓	2/F – 3/F & 5/F – 6/F 2 樓至3 樓及 5 樓至6 樓	7/F 7 樓	G/F 地下	1/F – 3/F & 5/F – 6/F 1 樓至3 樓及 5 樓至6 樓	7/F 7 樓
Bathroom 1 浴室 1	Isolator for Water Heater 電源開關供熱水爐	1	1	1	1	1	1	1	1	1	1	1
	Fused Spur Unit for Mirror Cabinet Light 電源接線器供鏡櫃燈	1	1	1	1	1	1	1	1	1	1	1
	13A Twin Socket Outlet 13 安培雙位電源插座	1	1	1	1	1	1	1	1	1	1	1
	Shaver Socket Outlet 鬚刨插座	1	1	1	1	1	1	1	1	1	1	1
	Lighting Point 燈位	4	4	4	4	4	4	4	4	4	4	4
Bathroom 2 浴室 2	Fused Spur Unit for Exhaust Fan 電源接線器供抽氣扇	–	–	1	1	1	–	–	–	1	1	1
	Isolator for Water Heater 電源開關供熱水爐	–	–	1	1	1	–	–	–	1	1	1
	Fused Spur Unit for Mirror Cabinet Light 電源接線器供鏡櫃燈	–	–	1	1	1	–	–	–	1	1	1
	13A Twin Socket Outlet 13 安培雙位電源插座	–	–	1	1	1	–	–	–	1	1	1
	Shaver Socket Outlet 鬚刨插座	–	–	1	1	1	–	–	–	1	1	1
	Lighting Point 燈位	–	–	4	4	4	–	–	–	4	4	4
Lavatory 洗手間	Fused Spur Unit for Exhaust Fan 電源接線器供抽氣扇	–	–	1	1	1	–	–	1	1	1	1
	Isolator for Water Heater 電源開關供熱水爐	–	–	1	1	1	–	–	1	1	1	1
	Fused Spur Unit for Mirror Cabinet Light 電源接線器供鏡櫃燈	–	–	1	1	1	–	–	1	1	1	1

Note:  
The symbol “–” as shown in the above table denotes “Not provided”.

備註：  
上表內之「–」代表不提供。



# FITTINGS, FINISHES AND APPLIANCES

## 裝置、裝修物料及設備

Schedule of Mechanical & Electrical Provisions for Residential Property 住宅單位機電裝置數量說明表												
Location 位置	Description 描述	Unit 單位										
		No. 111 Kadoorie Avenue 嘉道理道 111 號		No. 113 Kadoorie Avenue 嘉道理道 113 號			No. 115 Kadoorie Avenue 嘉道理道 115 號			No. 117 Kadoorie Avenue 嘉道理道 117 號		
		Floor 樓層										
		1/F – 3/F & 5/F – 6/F 1樓至3樓及 5樓至6樓	7/F 7樓	1/F 1樓	2/F – 3/F & 5/F – 6/F 2樓至3樓及 5樓至6樓	7/F 7樓	1/F 1樓	2/F – 3/F & 5/F – 6/F 2樓至3樓及 5樓至6樓	7/F 7樓	G/F 地下	1/F – 3/F & 5/F – 6/F 1樓至3樓及 5樓至6樓	7/F 7樓
Lavatory 洗手間	Lighting Point 燈位	–	–	2	2	2	–	–	2	2	2	2
Kitchen 廚房	Fused Spur Unit for Door Bell 電源接線器供門鈴	1	1	1	1	1	1	1	1	1	1	1
	Fused Spur Unit for Video Door Phone 電源接線器供視像對講機	1	1	1	1	1	1	1	1	1	1	1
	Fused Spur Unit for Air-Conditioner 冷氣機電源接線器	1	1	1	1	1	1	1	1	1	1	1
	Switch for Water Heater 熱水爐開關	1	1	1	1	1	1	1	1	1	1	1
	Fused Spur Unit for Exhaust Fan 電源接線器供抽氣扇	1	1	1	1	1	1	1	1	1	1	1
	13A Single Socket Outlet for Cooker Hood 13 安培單位電源插座供抽油煙機	1	1	1	1	1	1	1	1	1	1	1
	Connection Unit for Steam Oven 接線座供蒸爐	1	1	1	1	1	1	1	1	1	1	1
	Connection Unit for BBQ Grill 接線座供燒烤爐	1	1	1	1	1	1	1	1	1	1	1
	13A Single Socket Outlet for Gas Cooking Hob 13 安培單位電源插座供煤氣煮食爐	2	2	2	2	2	2	2	2	2	2	2
	13A Single Socket Outlet for Warming Drawer 13 安培單位電源插座供暖櫃	–	1	1	1	1	–	–	–	1	1	1
	Connection Unit for Oven 接線座供焗爐	1	1	1	1	1	1	1	1	1	1	1

Note:  
The symbol “–” as shown in the above table denotes “Not provided”.

備註：  
上表內之「–」代表不提供。

FITTINGS, FINISHES AND APPLIANCES

裝置、裝修物料及設備

Schedule of Mechanical & Electrical Provisions for Residential Property 住宅單位機電裝置數量說明表												
Location 位置	Description 描述	Unit 單位										
		No. 111 Kadoorie Avenue 嘉道理道 111 號		No. 113 Kadoorie Avenue 嘉道理道 113 號			No. 115 Kadoorie Avenue 嘉道理道 115 號			No. 117 Kadoorie Avenue 嘉道理道 117 號		
		Floor 樓層										
		1/F – 3/F & 5/F – 6/F 1 樓至3 樓及 5 樓至6 樓	7/F 7 樓	1/F 1 樓	2/F – 3/F & 5/F – 6/F 2 樓至3 樓及 5 樓至6 樓	7/F 7 樓	1/F 1 樓	2/F – 3/F & 5/F – 6/F 2 樓至3 樓及 5 樓至6 樓	7/F 7 樓	G/F 地下	1/F – 3/F & 5/F – 6/F 1 樓至3 樓及 5 樓至6 樓	7/F 7 樓
Kitchen 廚房	13A Single Socket Outlet for Wine Cellar 13 安培單位電源插座供酒櫃	–	1	1	1	1	–	–	–	1	1	1
	13A Single Socket Outlet for Combi Washer-Dryer 13 安培單位電源插座供 二合一洗衣乾衣機	1	1	–	–	–	1	1	1	–	–	–
	13A Single Socket Outlet for Washing Machine 13 安培單位電源插座供洗衣機	–	–	1	1	1	–	–	–	–	1	1
	13A Single Socket Outlet for Tumble Dryer with Heat Pump 13 安培單位電源插座供乾衣機	–	–	1	1	1	–	–	–	–	1	1
	13A Single Socket Outlet for Refrigerator 13 安培單位電源插座供雪櫃	1	1	1	1	1	1	1	1	1	1	1
	Fused Spur Unit for Refrigerator 電源接線器供雪櫃	–	–	–	–	–	1	1	1	–	–	–
	Water Point for Washing Machine 洗衣機來水位	1	1	1	1	1	1	1	1	–	1	1
	Drain Point for Washing Machine 洗衣機去水位	1	1	1	1	1	1	1	1	–	1	1
	Gas Meter 煤氣錶	–	–	–	–	–	1	1	1	1	1	1
	13A Single Socket Outlet 13 安培單位電源插座	–	–	–	–	–	–	–	–	–	( 1/F, 3/F & 5/F – 6/F 1 樓、3 樓及 5 樓至6 樓) – ( 2/F 2 樓) 1	–

Note:  
The symbol “–” as shown in the above table denotes “Not provided”.

備註：  
上表內之「–」代表不提供。

FITTINGS, FINISHES AND APPLIANCES

裝置、裝修物料及設備

Schedule of Mechanical & Electrical Provisions for Residential Property 住宅單位機電裝置數量說明表												
Location 位置	Description 描述	Unit 單位										
		No. 111 Kadoorie Avenue 嘉道理道 111 號		No. 113 Kadoorie Avenue 嘉道理道 113 號			No. 115 Kadoorie Avenue 嘉道理道 115 號			No. 117 Kadoorie Avenue 嘉道理道 117 號		
		Floor 樓層										
		1/F – 3/F & 5/F – 6/F 1樓至3樓及 5樓至6樓	7/F 7樓	1/F 1樓	2/F – 3/F & 5/F – 6/F 2樓至3樓及 5樓至6樓	7/F 7樓	1/F 1樓	2/F – 3/F & 5/F – 6/F 2樓至3樓及 5樓至6樓	7/F 7樓	G/F 地下	1/F – 3/F & 5/F – 6/F 1樓至3樓及 5樓至6樓	7/F 7樓
Kitchen 廚房	13A Twin Socket Outlet 13 安培雙位電源插座	2	2	2	2	2	2	2	2	2	2	2
	Lighting Point 燈位	2	2	4	4	3	3	3	3	6	4	4
	Fused Spur Unit for Kitchen Cabinet Lights 電源接線器供廚櫃燈	1	1	1	1	1	1	1	1	1	1	1
	Lighting Switch 燈掣	1	1	–	–	–	–	–	–	–	–	–
Store and Lavatory Inside Store 儲物室及 儲物室內之洗手間	Fused Spur Unit for Air-Conditioner 冷氣機電源接線器	1	1	1	1	1	1	1	1	–	1	1
	Fused Spur Unit for Exhaust Fan 電源接線器供抽氣扇	1	1	1	1	1	1	1	1	–	1	1
	Isolator for Water Heater 電源開關供熱水爐	1	1	1	1	1	1	1	1	–	1	1
	Gas Meter 煤氣錶	1	1	1	1	1	–	–	–	–	–	–
	MCB Distribution Board 配電箱	1	1	1	1	1	1	1	1	–	1	1
	13A Twin Socket Outlet 13 安培雙位電源插座	1	1	1	1	1	1	1	1	–	1	1
	Switch for Exhaust Fan 抽氣扇開關	1	1	1	1	1	1	1	1	–	1	1
	Lighting Switch 燈掣	2	2	2	2	2	2	2	2	–	2	2
	Lighting Point 燈位	2	2	2	2	2	2	2	2	–	2	2

Note:  
The symbol “–” as shown in the above table denotes “Not provided”.

備註：  
上表內之「–」代表不提供。

FITTINGS, FINISHES AND APPLIANCES

裝置、裝修物料及設備

Schedule of Mechanical & Electrical Provisions for Residential Property 住宅單位機電裝置數量說明表												
Location 位置	Description 描述	Unit 單位										
		No. 111 Kadoorie Avenue 嘉道理道 111 號		No. 113 Kadoorie Avenue 嘉道理道 113 號			No. 115 Kadoorie Avenue 嘉道理道 115 號			No. 117 Kadoorie Avenue 嘉道理道 117 號		
		Floor 樓層										
		1/F – 3/F & 5/F – 6/F 1 樓至3 樓及 5 樓至6 樓	7/F 7 樓	1/F 1 樓	2/F – 3/F & 5/F – 6/F 2 樓至3 樓及 5 樓至6 樓	7/F 7 樓	1/F 1 樓	2/F – 3/F & 5/F – 6/F 2 樓至3 樓及 5 樓至6 樓	7/F 7 樓	G/F 地下	1/F – 3/F & 5/F – 6/F 1 樓至3 樓及 5 樓至6 樓	7/F 7 樓
Store and Lavatory adjacent to Store 儲物室及 毗鄰儲物室之洗手間	Fused Spur Unit for Air-Conditioner 冷氣機電源接線器	–	–	–	–	–	–	–	–	1	–	–
	Fused Spur Unit for Exhaust Fan 電源接線器供抽氣扇	–	–	–	–	–	–	–	–	1	–	–
	Isolator for Water Heater 電源開關供熱水爐	–	–	–	–	–	–	–	–	1	–	–
	MCB Distribution Board 配電箱	–	–	–	–	–	–	–	–	1	–	–
	Lighting Point 燈位	–	–	–	–	–	–	–	–	2	–	–
Corridor between Kitchen and Store 連接廚房與 儲物室之走廊	13A Twin Socket Outlet 13 安培雙位電源插座	–	–	–	–	–	–	–	–	1	–	–
	Water Point for Washing Machine 洗衣機來水位	–	–	–	–	–	–	–	–	1	–	–
	Drain Point for Washing Machine 洗衣機去水位	–	–	–	–	–	–	–	–	1	–	–
	13A Single Socket Outlet for Washing Machine 13 安培單位電源插座供洗衣機	–	–	–	–	–	–	–	–	1	–	–
	13A Single Socket Outlet for Tumble Dryer with Heat Pump 13 安培單位電源插座供乾衣機	–	–	–	–	–	–	–	–	1	–	–
	Switch for Exhaust Fan 抽氣扇開關	–	–	–	–	–	–	–	–	1	–	–
	Lighting Switch 燈掣	–	–	–	–	–	–	–	–	2	–	–
	Lighting Point 燈位	–	–	–	–	–	–	–	–	1	–	–

Note:  
The symbol “–” as shown in the above table denotes “Not provided”.

備註：  
上表內之「–」代表不提供。



FITTINGS, FINISHES AND APPLIANCES

裝置、裝修物料及設備

Schedule of Mechanical & Electrical Provisions for Residential Property 住宅單位機電裝置數量說明表												
Location 位置	Description 描述	Unit 單位										
		No. 111 Kadoorie Avenue 嘉道理道 111 號		No. 113 Kadoorie Avenue 嘉道理道 113 號			No. 115 Kadoorie Avenue 嘉道理道 115 號			No. 117 Kadoorie Avenue 嘉道理道 117 號		
		Floor 樓層										
		1/F – 3/F & 5/F – 6/F 1 樓至3 樓及 5 樓至6 樓	7/F 7 樓	1/F 1 樓	2/F – 3/F & 5/F – 6/F 2 樓至3 樓及 5 樓至6 樓	7/F 7 樓	1/F 1 樓	2/F – 3/F & 5/F – 6/F 2 樓至3 樓及 5 樓至6 樓	7/F 7 樓	G/F 地下	1/F – 3/F & 5/F – 6/F 1 樓至3 樓及 5 樓至6 樓	7/F 7 樓
Roof 天台	Waterproof 13A Single Socket Outlet 13 安培防水單位電源插座	–	3	–	–	3	–	–	3	–	–	3
	Provision of Towngas Point 預留煤氣接駁點	–	1	–	–	1	–	–	1	–	–	1
	Isolator for Air Conditioner 電源開關供冷氣機	–	1	–	–	2	–	–	1	–	–	2
	Waterproof Lighting Switch 防水燈掣	–	2	–	–	2	–	–	2	–	–	2
	Lighting Point 燈位	–	2	–	–	2	–	–	2	–	–	2
	Provision of Isolator for Future Use 預留開關掣供將來使用	–	–	–	–	1	–	–	1	–	–	1
Garden 花園	Waterproof 13A Single Socket Outlet 13 安培防水單位電源插座	–	–	–	–	–	–	–	–	2	–	–
	Provision of Towngas Point 預留煤氣接駁點	–	–	–	–	–	–	–	–	1	–	–
	Lighting Point 燈位	–	–	–	–	–	–	–	–	6	–	–

Note:  
The symbol “–” as shown in the above table denotes “Not provided”.

備註：  
上表內之「–」代表不提供。

FITTINGS, FINISHES AND APPLIANCES

裝置、裝修物料及設備

Schedule of Mechanical & Electrical Provisions for Residential Property 住宅單位機電裝置數量說明表														
Location 位置	Description 描述	Unit 單位												
		No. 119 Kadoorie Avenue 嘉道理道 119 號				No. 121 Kadoorie Avenue 嘉道理道 121 號				No. 123 Kadoorie Avenue 嘉道理道 123 號			No. 125 Kadoorie Avenue 嘉道理道 125 號	
		Floor 樓層												
		G/F 地下	1/F – 3/F & 5/F 1 樓至3 樓 及5 樓	6/F 6 樓	7/F 7 樓	G/F 地下	1/F – 3/F 1 樓至3 樓	5/F 5 樓	6/F & 7/F 6 樓及7 樓	G/F 地下	1/F – 3/F & 5/F – 6/F 1 樓至3 樓 及 5 樓至6 樓	7/F 7 樓	G/F 地下	1/F – 3/F & 5/F – 6/F 1 樓至3 樓 及 5 樓至6 樓
Living Room, Dining Room and Corridor 客廳、飯廳及走廊	Fused Spur Unit for Air-Conditioner 冷氣機電源接線器	2	2	2	3	2	2	2	4	2	2	5	3	2
	13A Single Socket Outlet 13 安培單位電源插座	–	–	3	–	–	–	–	7	1	–	–	–	–
	13A Twin Socket Outlet 13 安培雙位電源插座	6	6	5	4	7	7	8	5	10	7	5	7	7
	TV and FM Outlet 公眾電視及電台插座	2	2	2	2	2	2	2	2	2	2	1	2	2
	Telephone and Fibre Optic Outlet 電話及光纖數據插座	2	2	2	2	2	2	2	2	2	2	1	2	2
	Provision of Fused Spur Unit for Electric Curtain 預留電源接線器供電動窗簾	1	1	–	1	1	1	–	–	2	1	1	–	1
	Fused Spur Unit for Electric Curtain 電源接線器供電動窗簾	–	–	2	–	–	–	–	2	–	–	–	1	–
	Lighting Switch 燈掣	11	14	8	15	14	14	5	9	25	14	10	13	13
	Dimmer Switch 調光燈掣	–	–	–	–	–	–	2	5	–	–	–	–	–
	Lighting Point 燈位	8	10	26	8	13	10	33	59	30	9	7	29	8
	Switch for Exhaust Fan 抽氣扇開關	2	3	2	3	3	3	2	1	3	3	2	3	2
	Switch for Water Heater 熱水爐開關	1	2	1	2	2	2	1	1	2	2	1	2	1
Connection Unit for Furniture Light 電源接線器供家具燈槽	–	2	1	2	–	–	2	4	11	–	1	–	–	

Note:  
The symbol “–” as shown in the above table denotes “Not provided”.

備註：  
上表內之「–」代表不提供。

FITTINGS, FINISHES AND APPLIANCES

裝置、裝修物料及設備

Schedule of Mechanical & Electrical Provisions for Residential Property 住宅單位機電裝置數量說明表														
Location 位置	Description 描述	Unit 單位												
		No. 119 Kadoorie Avenue 嘉道理道 119 號				No. 121 Kadoorie Avenue 嘉道理道 121 號				No. 123 Kadoorie Avenue 嘉道理道 123 號			No. 125 Kadoorie Avenue 嘉道理道 125 號	
		Floor 樓層												
		G/F 地下	1/F – 3/F & 5/F 1 樓至 3 樓 及 5 樓	6/F 6 樓	7/F 7 樓	G/F 地下	1/F – 3/F 1 樓至 3 樓	5/F 5 樓	6/F & 7/F 6 樓及 7 樓	G/F 地下	1/F – 3/F & 5/F – 6/F 1 樓至 3 樓 及 5 樓至 6 樓	7/F 7 樓	G/F 地下	1/F – 3/F & 5/F – 6/F 1 樓至 3 樓 及 5 樓至 6 樓
Living Room, Dining Room and Corridor 客廳、飯廳及走廊	13A Single Socket Outlet for Warming Drawer 13 安培單位電源插座供暖櫃	–	1	–	1	–	–	–	–	–	–	1	–	–
	13A Single Socket Outlet for Wine Cellar 13 安培單位電源插座供酒櫃	–	–	–	–	–	–	–	1	1	–	1	–	–
	Fused Spur Unit for Wine Cellar 電源接線器供酒櫃	–	1	–	1	–	–	–	–	–	–	–	–	–
	13A Single Socket Outlet for Coffee Machine 13 安培單位電源插座供咖啡機	–	1	–	1	–	–	–	1	1	–	1	–	–
	13A Single Socket Outlet for Refrigerator 13 安培單位電源插座供雪櫃	–	1	–	1	–	–	–	–	1	–	1	–	–
Balcony 露台	Lighting Point 燈位	–	1	1	1	–	1	2	1	–	1	1	–	1
	Fused Spur Unit for LED Light Trough 電源接線器供 LED 燈槽	–	1	1	1	–	1	–	1	–	1	1	–	1
Utility Platform 工作平台	Lighting Switch 燈掣	–	( 1/F 1 樓) 1	–	–	–	–	–	–	–	–	–	–	–
			( 2/F – 3/F & 5/F 2 樓至 3 樓 及 5 樓) –											
	Lighting Point 燈位	–	1	1	1	–	–	–	–	–	–	–	–	1

Note:  
The symbol “–” as shown in the above table denotes “Not provided”.

備註：  
上表內之「–」代表不提供。

FITTINGS, FINISHES AND APPLIANCES

裝置、裝修物料及設備

Schedule of Mechanical & Electrical Provisions for Residential Property 住宅單位機電裝置數量說明表														
Location 位置	Description 描述	Unit 單位												
		No. 119 Kadoorie Avenue 嘉道理道 119 號				No. 121 Kadoorie Avenue 嘉道理道 121 號				No. 123 Kadoorie Avenue 嘉道理道 123 號			No. 125 Kadoorie Avenue 嘉道理道 125 號	
		Floor 樓層												
		G/F 地下	1/F – 3/F & 5/F 1 樓至3 樓 及5 樓	6/F 6 樓	7/F 7 樓	G/F 地下	1/F – 3/F 1 樓至3 樓	5/F 5 樓	6/F & 7/F 6 樓及7 樓	G/F 地下	1/F – 3/F & 5/F – 6/F 1 樓至3 樓 及 5 樓至6 樓	7/F 7 樓	G/F 地下	1/F – 3/F & 5/F – 6/F 1 樓至3 樓 及 5 樓至6 樓
Master Bedroom 主人睡房	Fused Spur Unit for Air-Conditioner 冷氣機電源接線器	–	–	–	–	1	1	1	2	–	–	–	2	1
	13A Single Socket Outlet 13 安培單位電源插座	–	–	5	–	–	–	2	–	–	–	–	–	–
	13A Twin Socket Outlet 13 安培雙位電源插座	4	4	1	4	4	4	4	5	4	4	4	4	4
	TV and FM Outlet 公眾電視及電台插座	1	1	1	1	1	1	1	2	1	1	1	1	1
	Telephone Outlet 電話插座	2	2	1	2	2	2	1	1	2	2	2	2	2
	Lighting Switch 燈掣	2	2	4	2	4	3	10	2	15	4	3	6	3
	Lighting Point 燈位	2	1	4	1	3	2	15	9	8	1	2	14	1
	Switch for Exhaust Fan 抽氣扇開關	–	–	–	–	1	1	1	1	1	1	–	1	1
	Switch for Water Heater 熱水爐開關	–	–	–	–	1	1	1	1	1	1	–	1	1
	Connection Unit for Furniture Light Trough 電源接線器供家具燈槽	–	–	2	–	–	–	1	1	–	–	–	–	–
	Connection Unit for Electric Curtain 電源接線器供電動窗簾	–	–	2	–	–	–	–	1	–	–	–	–	–

Note:  
The symbol “–” as shown in the above table denotes “Not provided”.

備註：  
上表內之「–」代表不提供。



FITTINGS, FINISHES AND APPLIANCES

裝置、裝修物料及設備

Schedule of Mechanical & Electrical Provisions for Residential Property 住宅單位機電裝置數量說明表														
Location 位置	Description 描述	Unit 單位												
		No. 119 Kadoorie Avenue 嘉道理道 119 號				No. 121 Kadoorie Avenue 嘉道理道 121 號				No. 123 Kadoorie Avenue 嘉道理道 123 號			No. 125 Kadoorie Avenue 嘉道理道 125 號	
		Floor 樓層												
		G/F 地下	1/F – 3/F & 5/F 1 樓至3樓 及5樓	6/F 6樓	7/F 7樓	G/F 地下	1/F – 3/F 1 樓至3樓	5/F 5樓	6/F & 7/F 6樓及7樓	G/F 地下	1/F – 3/F & 5/F – 6/F 1 樓至3樓 及 5樓至6樓	7/F 7樓	G/F 地下	1/F – 3/F & 5/F – 6/F 1 樓至3樓 及 5樓至6樓
Walk-in Closet adjacent to Master Bedroom 毗鄰主人睡房衣帽間	Fused Spur Unit for Air-Conditioner 冷氣機電源接線器	1	1	1	1	–	–	1	–	1	1	2	–	–
	13A Twin Socket Outlet 13 安培雙位電源插座	–	–	–	–	–	–	4	–	–	–	–	–	–
	TV and FM Outlet 公眾電視及電台插座	–	–	–	–	–	–	1	–	–	–	–	–	–
	Telephone and Fibre Optic Outlet 電話及光纖數據插座	–	–	–	–	–	–	1	–	–	–	–	–	–
	Lighting Switch 燈掣	2	2	1	2	–	–	2	1	–	–	2	–	–
	Lighting Point 燈位	1	1	4	1	–	–	3	2	2	1	2	–	–
	Connection Unit for Furniture Light Trough 電源接線器供家具燈槽	–	–	–	–	–	–	3	–	–	–	–	–	–
	Switch for Exhaust Fan 抽氣扇開關	1	1	1	1	–	–	–	–	–	–	1	–	–
	Switch for Water Heater 熱水爐開關	1	1	1	1	–	–	–	–	–	–	1	–	–
Bedroom 1 睡房 1	Fused Spur Unit for Air-Conditioner 冷氣機電源接線器	1	1	1	1	1	1	1	1	1	1	1	2	1
	13A Single Socket Outlet 13 安培單位電源插座	–	–	5	–	–	–	1	2	1	–	–	–	–
	13A Twin Socket Outlet 13 安培雙位電源插座	4	4	1	4	4	4	4	3	5	4	4	4	4

Note:  
The symbol “–” as shown in the above table denotes “Not provided”.

備註：  
上表內之「-」代表不提供。

FITTINGS, FINISHES AND APPLIANCES

裝置、裝修物料及設備

Schedule of Mechanical & Electrical Provisions for Residential Property 住宅單位機電裝置數量說明表														
Location 位置	Description 描述	Unit 單位												
		No. 119 Kadoorie Avenue 嘉道理道 119 號				No. 121 Kadoorie Avenue 嘉道理道 121 號				No. 123 Kadoorie Avenue 嘉道理道 123 號			No. 125 Kadoorie Avenue 嘉道理道 125 號	
		Floor 樓層												
		G/F 地下	1/F – 3/F & 5/F 1 樓至3 樓 及5 樓	6/F 6 樓	7/F 7 樓	G/F 地下	1/F – 3/F 1 樓至3 樓	5/F 5 樓	6/F & 7/F 6 樓及7 樓	G/F 地下	1/F – 3/F & 5/F – 6/F 1 樓至3 樓 及 5 樓至6 樓	7/F 7 樓	G/F 地下	1/F – 3/F & 5/F – 6/F 1 樓至3 樓 及 5 樓至6 樓
Bedroom 1 睡房 1	TV and FM Outlet 公眾電視及電台插座	1	1	1	1	1	1	1	1	1	1	1	1	1
	Telephone Outlet 電話插座	2	2	–	2	2	2	2	2	2	2	2	2	2
	Lighting Switch 燈掣	1	1	5	1	1	1	8	5	3	1	4	3	1
	Lighting Point 燈位	1	1	7	1	1	1	10	13	1	1	2	6	1
	Connection Unit for Furniture Light Trough 電源接線器供家具燈槽	–	–	4	–	–	–	3	2	4	–	–	–	–
	Connection Unit for Electric Curtain 電源接線器供電動窗簾	–	–	2	–	–	–	–	1	1	–	–	–	–
	Switch for Exhaust Fan 抽氣扇開關	–	–	1	–	–	–	1	1	–	–	1	1	–
	Switch for Water Heater 熱水爐開關	–	–	1	–	–	–	1	1	–	–	1	1	–
Bedroom 2 睡房 2	Fused Spur Unit for Air-Conditioner 冷氣機電源接線器	1	1	1	1	1	1	1	1	1	1	1	–	1
	13A Single Socket Outlet 13 安培單位電源插座	–	–	3	–	–	–	–	2	4	–	–	–	–
	13A Twin Socket Outlet 13 安培雙位電源插座	4	4	1	4	4	4	7	5	3	4	4	–	3
	TV and FM Outlet 公眾電視及電台插座	1	1	1	1	1	1	1	1	2	1	1	–	1

Note:  
The symbol “–” as shown in the above table denotes “Not provided”.

備註：  
上表內之「–」代表不提供。

FITTINGS, FINISHES AND APPLIANCES  
裝置、裝修物料及設備

Schedule of Mechanical & Electrical Provisions for Residential Property 住宅單位機電裝置數量說明表														
Location 位置	Description 描述	Unit 單位												
		No. 119 Kadoorie Avenue 嘉道理道 119 號				No. 121 Kadoorie Avenue 嘉道理道 121 號				No. 123 Kadoorie Avenue 嘉道理道 123 號			No. 125 Kadoorie Avenue 嘉道理道 125 號	
		Floor 樓層												
		G/F 地下	1/F – 3/F & 5/F 1 樓至3 樓 及5 樓	6/F 6 樓	7/F 7 樓	G/F 地下	1/F – 3/F 1 樓至3 樓	5/F 5 樓	6/F & 7/F 6 樓及7 樓	G/F 地下	1/F – 3/F & 5/F – 6/F 1 樓至3 樓 及 5 樓至6 樓	7/F 7 樓	G/F 地下	1/F – 3/F & 5/F – 6/F 1 樓至3 樓 及 5 樓至6 樓
Bedroom 2 睡房 2	Telephone Outlet 電話插座	2	2	–	2	2	2	2	1	1	2	2	–	2
	Lighting Switch 燈掣	1	1	2	1	4	3	5	6	5	3	6	–	1
	Lighting Point 燈位	1	1	6	1	3	2	12	1	9	1	2	–	1
	Connection Unit for Furniture Light Trough 電源接線器供家具燈槽	–	–	2	–	–	–	1	2	3	–	–	–	–
	Connection Unit for Electric Curtain 電源接線器供電動窗簾	–	–	2	–	–	–	–	1	–	–	–	–	–
	Switch for Exhaust Fan 抽氣扇開關	–	–	–	–	1	1	1	1	1	1	1	–	–
	Switch for Water Heater 熱水爐開關	–	–	–	–	1	1	1	1	1	1	1	–	–
Bedroom 3 睡房 3	Fused Spur Unit for Air-Conditioner 冷氣機電源接線器	–	–	–	–	1	1	–	1	1	1	1	–	–
	13A Single Socket Outlet 13 安培單位電源插座	–	–	–	–	–	–	–	1	–	–	–	–	–
	13A Twin Socket Outlet 13 安培雙位電源插座	–	–	–	–	4	4	–	2	5	4	4	–	–
	TV and FM Outlet 公眾電視及電台插座	–	–	–	–	1	1	–	1	1	1	1	–	–
	Telephone Outlet 電話插座	–	–	–	–	2	2	–	1	2	2	2	–	–

Note:  
The symbol “–” as shown in the above table denotes “Not provided”.

備註：  
上表內之「-」代表不提供。

FITTINGS, FINISHES AND APPLIANCES

裝置、裝修物料及設備

Schedule of Mechanical & Electrical Provisions for Residential Property 住宅單位機電裝置數量說明表														
Location 位置	Description 描述	Unit 單位												
		No. 119 Kadoorie Avenue 嘉道理道 119 號				No. 121 Kadoorie Avenue 嘉道理道 121 號				No. 123 Kadoorie Avenue 嘉道理道 123 號			No. 125 Kadoorie Avenue 嘉道理道 125 號	
		Floor 樓層												
		G/F 地下	1/F – 3/F & 5/F 1 樓至3 樓 及5 樓	6/F 6 樓	7/F 7 樓	G/F 地下	1/F – 3/F 1 樓至3 樓	5/F 5 樓	6/F & 7/F 6 樓及7 樓	G/F 地下	1/F – 3/F & 5/F – 6/F 1 樓至3 樓 及 5 樓至6 樓	7/F 7 樓	G/F 地下	1/F – 3/F & 5/F – 6/F 1 樓至3 樓 及 5 樓至6 樓
Bedroom 3 睡房3	Lighting Switch 燈掣	–	–	–	–	1	1	–	1	6	1	1	–	–
	Dimmer Switch 調光燈掣	–	–	–	–	–	–	–	1	–	–	–	–	–
	Lighting Point 燈位	–	–	–	–	1	1	–	6	8	1	1	–	–
	Connection Unit for Furniture Light Trough 電源接線器供家具燈槽	–	–	–	–	–	–	–	1	–	–	–	–	–
	Connection Unit for Electric Curtain 電源接線器供電動窗簾	–	–	–	–	–	–	–	1	–	–	–	–	–
Master Bathroom 主人浴室	Fused Spur Unit for Exhaust Fan 電源接線器供抽氣扇	1	1	1	1	1	1	1	1	1	1	1	1	1
	Fused Spur Unit for Mirror Cabinet Light 電源接線器供鏡櫃燈	1	1	1	1	1	1	1	–	1	1	1	1	1
	Connection Unit for Magnifying Mirror 電源接線器供化妝鏡	1	1	–	1	1	1	–	–	1	1	1	1	1
	Isolator for Water Heater 電源開關供熱水爐	1	1	1	1	1	1	1	1	1	1	1	1	1
	13A Single Socket Outlet 13 安培單位電源插座	1	1	1	1	1	1	1	–	1	1	1	1	–
	13A Twin Socket Outlet 13 安培雙位電源插座	1	1	1	1	1	1	1	1	1	1	1	1	1
	13A Socket Outlet for TV 13 安培電源插座供電視	1	1	1	1	1	1	1	1	1	1	–	1	1

Note:  
The symbol “–” as shown in the above table denotes “Not provided”.

備註：  
上表內之「–」代表不提供。



FITTINGS, FINISHES AND APPLIANCES

裝置、裝修物料及設備

Schedule of Mechanical & Electrical Provisions for Residential Property 住宅單位機電裝置數量說明表														
Location 位置	Description 描述	Unit 單位												
		No. 119 Kadoorie Avenue 嘉道理道 119 號				No. 121 Kadoorie Avenue 嘉道理道 121 號				No. 123 Kadoorie Avenue 嘉道理道 123 號			No. 125 Kadoorie Avenue 嘉道理道 125 號	
		Floor 樓層												
		G/F 地下	1/F – 3/F & 5/F 1 樓至3 樓 及5 樓	6/F 6 樓	7/F 7 樓	G/F 地下	1/F – 3/F 1 樓至3 樓	5/F 5 樓	6/F & 7/F 6 樓及7 樓	G/F 地下	1/F – 3/F & 5/F – 6/F 1 樓至3 樓 及 5 樓至6 樓	7/F 7 樓	G/F 地下	1/F – 3/F & 5/F – 6/F 1 樓至3 樓 及 5 樓至6 樓
Master Bathroom 主人浴室	Fused Spur Unit for Thermo Ventilator 電源接線器供浴室換氣暖風機	1	1	1	1	1	1	1	1	1	1	1	1	1
	Thermo Ventilator Controller 浴室換氣暖風機控制器	1	1	1	1	1	1	1	1	1	1	1	1	1
	Isolator for Jacuzzi 電源開關供按摩浴缸	1	1	1	1	1	1	1	1	1	1	1	1	1
	Switch for Jacuzzi 按摩浴缸開關	1	1	1	1	1	1	1	1	1	1	1	1	1
	Fused Spur Unit for Steamer Pump Set 電源接線器供蒸氣水泵裝置	–	–	–	–	1	1	1	1	1	1	1	–	–
	Connection Unit for Steam Generator Set 接線座供蒸氣裝置	–	–	–	–	1	1	1	1	1	1	1	–	–
	Switch for Steam Generator 蒸氣裝置開關	–	–	–	–	1	1	1	1	1	1	1	–	–
	Steam Generator Controller 蒸氣裝置控制器	–	–	–	–	1	1	1	1	1	1	1	–	–
	Fused Spur Unit for Heat Towel Rack 電源接線器供熱毛巾架	1	1	1	1	1	1	1	1	1	1	1	1	1
	TV and FM Outlet 公眾電視及電台插座	1	1	1	1	1	1	1	1	1	1	–	1	1
	Shaver Socket Outlet 鬚刨插座	1	1	1	1	1	1	1	1	1	1	1	1	1
	Lighting Point 燈位	7	8	8	8	7	7	7	9	7	7	6	6	6

Note:  
The symbol “–” as shown in the above table denotes “Not provided”.

備註：  
上表內之「–」代表不提供。

FITTINGS, FINISHES AND APPLIANCES

裝置、裝修物料及設備

Schedule of Mechanical & Electrical Provisions for Residential Property 住宅單位機電裝置數量說明表														
Location 位置	Description 描述	Unit 單位												
		No. 119 Kadoorie Avenue 嘉道理道 119 號				No. 121 Kadoorie Avenue 嘉道理道 121 號				No. 123 Kadoorie Avenue 嘉道理道 123 號			No. 125 Kadoorie Avenue 嘉道理道 125 號	
		Floor 樓層												
		G/F 地下	1/F – 3/F & 5/F 1 樓至3 樓 及5 樓	6/F 6 樓	7/F 7 樓	G/F 地下	1/F – 3/F 1 樓至3 樓	5/F 5 樓	6/F & 7/F 6 樓及7 樓	G/F 地下	1/F – 3/F & 5/F – 6/F 1 樓至3 樓 及 5 樓至6 樓	7/F 7 樓	G/F 地下	1/F – 3/F & 5/F – 6/F 1 樓至3 樓 及 5 樓至6 樓
Bathroom 1 浴室 1	Fused Spur Unit for Exhaust Fan 電源接線器供抽氣扇	1	1	1	1	1	1	1	1	1	1	1	1	1
	Isolator for Water Heater 電源開關供熱水爐	1	1	1	1	1	1	1	1	1	1	1	1	1
	Fused Spur Unit for Mirror Cabinet Light 電源接線器供鏡櫃燈	1	1	1	1	1	1	1	1	1	1	1	1	1
	13A Single Socket Outlet 13 安培單位電源插座	–	–	1	–	–	–	–	–	–	–	–	–	–
	13A Twin Socket Outlet 13 安培雙位電源插座	1	1	1	1	1	1	1	1	1	1	1	1	1
	Shaver Socket Outlet 鬚刨插座	1	1	1	1	1	1	1	1	1	1	1	1	1
	Lighting Point 燈位	4	4	4	4	4	4	4	2	4	4	4	4	4
Bathroom 2 浴室 2	Fused Spur Unit for Exhaust Fan 電源接線器供抽氣扇	–	–	–	–	1	1	1	1	1	1	1	–	–
	Isolator for Water Heater 電源開關供熱水爐	–	–	–	–	1	1	1	1	1	1	1	–	–
	Fused Spur Unit for Mirror Cabinet Light 電源接線器供鏡櫃燈	–	–	–	–	1	1	1	1	1	1	1	–	–
	13A Twin Socket Outlet 13 安培雙位電源插座	–	–	–	–	1	1	1	–	1	1	1	–	–
	Shaver Socket Outlet 鬚刨插座	–	–	–	–	1	1	1	–	1	1	1	–	–
	Lighting Point 燈位	–	–	–	–	4	4	4	2	4	4	4	–	–

Note:  
The symbol “–” as shown in the above table denotes “Not provided”.

備註：  
上表內之「–」代表不提供。

FITTINGS, FINISHES AND APPLIANCES

裝置、裝修物料及設備

Schedule of Mechanical & Electrical Provisions for Residential Property 住宅單位機電裝置數量說明表														
Location 位置	Description 描述	Unit 單位												
		No. 119 Kadoorie Avenue 嘉道理道 119 號				No. 121 Kadoorie Avenue 嘉道理道 121 號				No. 123 Kadoorie Avenue 嘉道理道 123 號			No. 125 Kadoorie Avenue 嘉道理道 125 號	
		Floor 樓層												
		G/F 地下	1/F – 3/F & 5/F 1 樓至 3 樓 及 5 樓	6/F 6 樓	7/F 7 樓	G/F 地下	1/F – 3/F 1 樓至 3 樓	5/F 5 樓	6/F & 7/F 6 樓及 7 樓	G/F 地下	1/F – 3/F & 5/F – 6/F 1 樓至 3 樓 及 5 樓至 6 樓	7/F 7 樓	G/F 地下	1/F – 3/F & 5/F – 6/F 1 樓至 3 樓 及 5 樓至 6 樓
Bathroom 3 浴室 3	Fused Spur Unit for Exhaust Fan 電源接線器供抽氣扇	–	–	–	–	–	–	–	1	–	–	–	–	–
	Isolator for Water Heater 電源開關供熱水爐	–	–	–	–	–	–	–	1	–	–	–	–	–
	Fused Spur Unit for Mirror Cabinet Light 電源接線器供鏡櫃燈	–	–	–	–	–	–	–	1	–	–	–	–	–
	Lighting Point 燈位	–	–	–	–	–	–	–	2	–	–	–	–	–
Lavatory 洗手間	Fused Spur Unit for Exhaust Fan 電源接線器供抽氣扇	–	1	1	1	1	1	1	1	1	1	1	1	–
	Isolator for Water Heater 電源開關供熱水爐	–	1	1	1	1	1	1	1	1	1	1	1	–
	Fused Spur Unit for Mirror Cabinet Light 電源接線器供鏡櫃燈	–	1	1	1	1	1	1	–	1	1	1	1	–
	Lighting Point 燈位	–	2	2	2	2	2	1	3	2	2	2	2	–
Kitchen 廚房	Fused Spur Unit for Door Bell 電源接線器供門鈴	1	1	1	1	1	1	1	1	1	1	1	1	1
	Fused Spur Unit for Video Door Phone 電源接線器供視像對講機	1	1	1	1	1	1	1	1	1	1	1	1	1
	Fused Spur Unit for Air-Conditioner 冷氣機電源接線器	1	1	1	1	1	1	1	1	1	1	1	1	1

Note:  
The symbol “–” as shown in the above table denotes “Not provided”.

備註：  
上表內之「–」代表不提供。

FITTINGS, FINISHES AND APPLIANCES

裝置、裝修物料及設備

Schedule of Mechanical & Electrical Provisions for Residential Property 住宅單位機電裝置數量說明表														
Location 位置	Description 描述	Unit 單位												
		No. 119 Kadoorie Avenue 嘉道理道 119 號				No. 121 Kadoorie Avenue 嘉道理道 121 號				No. 123 Kadoorie Avenue 嘉道理道 123 號			No. 125 Kadoorie Avenue 嘉道理道 125 號	
		Floor 樓層												
		G/F 地下	1/F – 3/F & 5/F 1 樓至3 樓 及5 樓	6/F 6 樓	7/F 7 樓	G/F 地下	1/F – 3/F 1 樓至3 樓	5/F 5 樓	6/F & 7/F 6 樓及7 樓	G/F 地下	1/F – 3/F & 5/F – 6/F 1 樓至3 樓 及 5 樓至6 樓	7/F 7 樓	G/F 地下	1/F – 3/F & 5/F – 6/F 1 樓至3 樓 及 5 樓至6 樓
Kitchen 廚房	Switch for Water Heater 熱水爐開關	1	1	1	1	1	1	1	1	1	1	1	1	1
	Fused Spur Unit for Exhaust Fan 電源接線器供抽氣扇	1	1	1	1	1	1	1	1	1	1	1	1	1
	13A Single Socket Outlet for Cooker Hood 13 安培單位電源插座供 抽油煙機	1	1	1	1	1	1	1	1	1	1	1	1	1
	Connection Unit for Steam Oven 接線座供蒸爐	1	1	1	1	1	1	1	1	1	1	1	1	1
	Connection Unit for BBQ Grill 接線座供燒烤爐	1	1	1	1	1	1	1	1	1	1	1	1	1
	Connection Unit for Induction Cooktop 接線座供電磁爐	–	–	–	–	–	–	–	1	–	1	1	–	–
	13A Single Socket Outlet for Gas Cooking Hob 13 安培單位電源插座供 煤氣煮食爐	2	2	2	2	2	2	2	2	2	2	2	2	2
	13A Single Socket Outlet for Warming Drawer 13 安培單位電源插座供暖櫃	1	–	1	–	1	1	1	1	1	1	1	–	–
	Connection Unit for Oven 接線座供焗爐	1	1	1	1	1	1	1	1	1	1	1	1	1
	13A Single Socket Outlet for Wine Cellar 13 安培單位電源插座供酒櫃	1	–	–	–	1	1	1	–	–	1	–	1	–

Note:  
The symbol “–” as shown in the above table denotes “Not provided”.

備註：  
上表內之「–」代表不提供。



FITTINGS, FINISHES AND APPLIANCES  
裝置、裝修物料及設備

Schedule of Mechanical & Electrical Provisions for Residential Property 住宅單位機電裝置數量說明表														
Location 位置	Description 描述	Unit 單位												
		No. 119 Kadoorie Avenue 嘉道理道 119 號				No. 121 Kadoorie Avenue 嘉道理道 121 號				No. 123 Kadoorie Avenue 嘉道理道 123 號			No. 125 Kadoorie Avenue 嘉道理道 125 號	
		Floor 樓層												
		G/F 地下	1/F – 3/F & 5/F 1 樓至3 樓 及5 樓	6/F 6 樓	7/F 7 樓	G/F 地下	1/F – 3/F 1 樓至3 樓	5/F 5 樓	6/F & 7/F 6 樓及7 樓	G/F 地下	1/F – 3/F & 5/F – 6/F 1 樓至3 樓 及 5 樓至6 樓	7/F 7 樓	G/F 地下	1/F – 3/F & 5/F – 6/F 1 樓至3 樓 及 5 樓至6 樓
Kitchen 廚房	13A Single Socket Outlet for Combi Washer-Dryer 13 安培單位電源插座供二合一 洗衣乾衣機	–	1	1	1	–	–	–	–	–	–	–	1	1
	13A Single Socket Outlet for Washing Machine 13 安培單位電源插座供洗衣機	1	–	–	–	1	1	1	–	1	1	–	–	–
	13A Single Socket Outlet for Tumble Dryer with Heat Pump 13 安培單位電源插座供乾衣機	1	–	–	–	1	1	1	–	1	1	–	–	–
	13A Single Socket Outlet for Dish Washer 13 安培單位電源插座供 洗碗碟機	–	–	–	–	–	–	–	1	–	1	1	–	–
	13A Single Socket Outlet for Coffee Machine 13 安培單位電源插座供咖啡機	–	–	–	–	–	–	–	–	–	1	–	–	–
	13A Single Socket Outlet for Refrigerator 13 安培單位電源插座供雪櫃	1	1	–	1	1	1	1	1	1	1	2	2	2
	Fused Spur Unit for Refrigerator 電源接線器供雪櫃	–	1	1	1	–	–	–	–	–	–	–	–	–
	Water Point for Washing Machine 洗衣機來水位	1	1	1	1	1	1	1	–	1	1	–	1	1
	Drain Point for Washing Machine 洗衣機去水位	1	1	1	1	1	1	1	–	1	1	–	1	1

Note:  
The symbol “–” as shown in the above table denotes “Not provided”.

備註：  
上表內之「-」代表不提供。

FITTINGS, FINISHES AND APPLIANCES

裝置、裝修物料及設備

Schedule of Mechanical & Electrical Provisions for Residential Property 住宅單位機電裝置數量說明表														
Location 位置	Description 描述	Unit 單位												
		No. 119 Kadoorie Avenue 嘉道理道 119 號				No. 121 Kadoorie Avenue 嘉道理道 121 號				No. 123 Kadoorie Avenue 嘉道理道 123 號			No. 125 Kadoorie Avenue 嘉道理道 125 號	
		Floor 樓層												
		G/F 地下	1/F – 3/F & 5/F 1 樓至3 樓 及5 樓	6/F 6 樓	7/F 7 樓	G/F 地下	1/F – 3/F 1 樓至3 樓	5/F 5 樓	6/F & 7/F 6 樓及7 樓	G/F 地下	1/F – 3/F & 5/F – 6/F 1 樓至3 樓 及 5 樓至6 樓	7/F 7 樓	G/F 地下	1/F – 3/F & 5/F – 6/F 1 樓至3 樓 及 5 樓至6 樓
Kitchen 廚房	Gas Meter 煤氣錶	–	–	–	–	1	1	1	1	1	1	1	1	1
	13A Single Socket Outlet 13 安培單位電源插座	–	–	–	–	–	–	1	4	–	–	–	–	–
	13A Twin Socket Outlet 13 安培雙位電源插座	2	2	2	2	2	2	2	–	2	3	2	2	2
	Lighting Switch 燈掣	–	( 1/F 1 樓) 2	–	–	–	–	–	–	–	–	–	–	
			( 2/F – 3/F & 5/F 2 樓至3 樓 及5 樓) 3											
	Lighting Point 燈位	5	2	2	2	4	4	3	4	5	6	4	2	3
	Fused Spur Unit for Kitchen Cabinet Lights 電源接線器供廚櫃燈	1	1	1	1	1	1	1	1	1	1	1	1	1
Switch for Exhaust Fan 抽氣扇開關	–	1	1	1	–	–	–	1	–	–	–	–	–	
Store and Lavatory inside store 儲物室及 儲物室內之洗手間	Fused Spur Unit for Air-Conditioner 冷氣機電源接線器	1	1	1	1	1	1	1	1	1	1	1	1	1
	Fused Spur Unit for Exhaust Fan 電源接線器供抽氣扇	1	1	1	1	1	1	1	1	1	1	1	1	1
	Isolator for Water Heater 電源開關供熱水爐	1	1	1	1	1	1	1	1	1	1	1	1	1

Note:  
The symbol “–” as shown in the above table denotes “Not provided”.

備註：  
上表內之「–」代表不提供。

FITTINGS, FINISHES AND APPLIANCES

裝置、裝修物料及設備

Schedule of Mechanical & Electrical Provisions for Residential Property 住宅單位機電裝置數量說明表														
Location 位置	Description 描述	Unit 單位												
		No. 119 Kadoorie Avenue 嘉道理道 119 號				No. 121 Kadoorie Avenue 嘉道理道 121 號				No. 123 Kadoorie Avenue 嘉道理道 123 號			No. 125 Kadoorie Avenue 嘉道理道 125 號	
		Floor 樓層												
		G/F 地下	1/F – 3/F & 5/F 1 樓至3 樓 及5 樓	6/F 6 樓	7/F 7 樓	G/F 地下	1/F – 3/F 1 樓至3 樓	5/F 5 樓	6/F & 7/F 6 樓及7 樓	G/F 地下	1/F – 3/F & 5/F – 6/F 1 樓至3 樓 及 5 樓至6 樓	7/F 7 樓	G/F 地下	1/F – 3/F & 5/F – 6/F 1 樓至3 樓 及 5 樓至6 樓
Store and Lavatory inside store 儲物室及 儲物室內之洗手間	Gas Meter 煤氣錶	1	1	1	1	–	–	–	–	–	–	–	–	–
	MCB Distribution Board 配電箱	1	1	1	1	1	1	1	1	1	1	1	1	1
	13A Single Socket Outlet 13 安培單位電源插座	–	–	–	–	–	–	–	3	–	–	–	–	–
	13A Twin Socket Outlet 13 安培雙位電源插座	1	1	1	1	1	1	1	1	1	1	1	2	1
	Switch for Exhaust Fan 抽氣扇開關	1	–	–	–	1	1	1	1	1	1	1	1	1
	Lighting Switch 燈掣	2	–	–	–	2	2	2	2	2	2	2	2	2
	Lighting Point 燈位	2	2	2	2	2	2	2	4	2	2	2	2	2
	Water Point for Washing Machine 洗衣機來水位	–	–	–	–	–	–	–	1	–	–	1	–	–
	Drain Point for Washing Machine 洗衣機去水位	–	–	–	–	–	–	–	1	–	–	1	–	–
	13A Single Socket Outlet for Washing Machine 13 安培單位電源插座供洗衣機	–	–	–	–	–	–	–	–	–	–	1	–	–
	13A Single Socket Outlet for Tumble Dryer with Heat Pump 13 安培單位電源插座供乾衣機	–	–	–	–	–	–	–	–	–	–	1	–	–

Note:  
The symbol “–” as shown in the above table denotes “Not provided”.

備註：  
上表內之「–」代表不提供。

FITTINGS, FINISHES AND APPLIANCES

裝置、裝修物料及設備

Schedule of Mechanical & Electrical Provisions for Residential Property 住宅單位機電裝置數量說明表														
Location 位置	Description 描述	Unit 單位												
		No. 119 Kadoorie Avenue 嘉道理道 119 號				No. 121 Kadoorie Avenue 嘉道理道 121 號				No. 123 Kadoorie Avenue 嘉道理道 123 號			No. 125 Kadoorie Avenue 嘉道理道 125 號	
		Floor 樓層												
		G/F 地下	1/F – 3/F & 5/F 1 樓至3 樓 及5 樓	6/F 6 樓	7/F 7 樓	G/F 地下	1/F – 3/F 1 樓至3 樓	5/F 5 樓	6/F & 7/F 6 樓及7 樓	G/F 地下	1/F – 3/F & 5/F – 6/F 1 樓至3 樓 及 5 樓至6 樓	7/F 7 樓	G/F 地下	1/F – 3/F & 5/F – 6/F 1 樓至3 樓 及 5 樓至6 樓
Roof 天台	Waterproof 13A Single Socket Outlet 13 安培防水單位電源插座	–	–	–	3	–	–	–	3	–	–	7	–	–
	Provision of Towngas Point 預留煤氣接駁點	–	–	–	1	–	–	–	–	–	–	1	–	–
	Provision of Fused Spur Unit 預留電源接線器	–	–	–	–	–	–	–	1	–	–	–	–	–
	Fused Spur Unit for Gas Water Heater 電源接線器供煤氣熱水爐	–	–	–	–	–	–	–	1	–	–	–	–	–
	Fused Spur Unit for Lifting Pump for Jacuzzi 電源接線器供按摩池水泵	–	–	–	–	–	–	–	1	–	–	–	–	–
	Fused Spur Unit for Lifting Pump for Sink Drain 電源接線器供洗碗盆去水水泵	–	–	–	–	–	–	–	1	–	–	–	–	–
	Isolator for Air Conditioner 電源開關供冷氣機	–	–	–	1	–	–	–	2	–	–	2	–	–
	Waterproof Lighting Switch 防水燈掣	–	–	–	2	–	–	–	3	–	–	2	–	–
	Lighting Point 燈位	–	–	–	2	–	–	–	17	–	–	2	–	–
	Provision of Isolator for Future Use 預留開關掣供將來使用	–	–	–	1	–	–	–	–	–	–	1	–	–

Note:  
The symbol “–” as shown in the above table denotes “Not provided”.

備註：  
上表內之「–」代表不提供。



FITTINGS, FINISHES AND APPLIANCES

裝置、裝修物料及設備

Schedule of Mechanical & Electrical Provisions for Residential Property 住宅單位機電裝置數量說明表														
Location 位置	Description 描述	Unit 單位												
		No. 119 Kadoorie Avenue 嘉道理道 119 號				No. 121 Kadoorie Avenue 嘉道理道 121 號				No. 123 Kadoorie Avenue 嘉道理道 123 號			No. 125 Kadoorie Avenue 嘉道理道 125 號	
		Floor 樓層												
		G/F 地下	1/F – 3/F & 5/F 1 樓至 3 樓 及 5 樓	6/F 6 樓	7/F 7 樓	G/F 地下	1/F – 3/F 1 樓至 3 樓	5/F 5 樓	6/F & 7/F 6 樓及 7 樓	G/F 地下	1/F – 3/F & 5/F – 6/F 1 樓至 3 樓 及 5 樓至 6 樓	7/F 7 樓	G/F 地下	1/F – 3/F & 5/F – 6/F 1 樓至 3 樓 及 5 樓至 6 樓
Garden 花園	Waterproof 13A Single Socket Outlet 13 安培防水單位電源插座	1	–	–	–	1	–	–	–	1	–	–	2	–
	Provision of Towngas Point 預留煤氣接駁點	1	–	–	–	1	–	–	–	1	–	–	1	–
	Lighting Point 燈位	5	–	–	–	4	–	–	–	3	–	–	10	–
Corridor 走廊	Lighting Switch 燈掣	2	–	–	–	–	–	–	–	–	–	–	–	–
	Lighting Point 燈位	2	–	–	–	–	–	–	–	–	–	–	–	–
Staircase Store 樓梯儲物室	13A Twin Socket Outlet 13 安培雙位電源插座	–	–	–	1	–	–	–	–	–	–	1	–	–
	Lighting Switch 燈掣	–	–	–	1	–	–	–	–	–	–	1	–	–
	Lighting Point 燈位	–	–	–	1	–	–	–	–	–	–	1	–	–

Note:  
The symbol “–” as shown in the above table denotes “Not provided”.

備註：  
上表內之「–」代表不提供。

# FITTINGS, FINISHES AND APPLIANCES

## 裝置、裝修物料及設備

Schedule of Mechanical & Electrical Provisions for Residential Property 住宅單位機電裝置數量說明表												
Location 位置	Description 描述	Unit 單位										
		No. 127 Kadoorie Avenue 嘉道理道 127 號			No. 129 Kadoorie Avenue 嘉道理道 129 號		No. 131 Kadoorie Avenue 嘉道理道 131 號			No. 133 Kadoorie Avenue 嘉道理道 133 號		
		Floor 樓層										
		G/F 地下	1/F – 3/F & 5/F – 6/F 1 樓至3樓及 5樓至6樓	7/F 7 樓	1/F – 3/F & 5/F – 6/F 1 樓至3樓及 5樓至6樓	7/F 7 樓	1/F 1 樓	2/F – 3/F & 5/F – 6/F 2 樓至3樓及 5樓至6樓	7/F 7 樓	G/F 地下	1/F – 3/F & 5/F – 6/F 1 樓至3樓及 5樓至6樓	7/F 7 樓
Living Room, Dining Room and Corridor 客廳、飯廳及走廊	Fused Spur Unit for Air-Conditioner 冷氣機電源接線器	2	2	2	2	2	2	2	2	5	2	2
	13A Single Socket Outlet 13 安培單位電源插座	–	–	–	–	–	5	–	–	15	–	–
	13A Twin Socket Outlet 13 安培雙位電源插座	7	7	7	6	6	6	7	7	2	7	7
	TV and FM Outlet 公眾電視及電台插座	2	2	2	2	2	2	2	2	1	2	2
	Telephone and Fibre Optic Outlet 電話及光纖數據插座	2	2	2	2	2	2	2	2	6	2	2
	Provision of Fused Spur Unit for Electric Curtain 預留電源接線器供電動窗簾	1	1	1	1	1	–	1	1	–	1	1
	Fused Spur Unit for Electric Curtain 電源接線器供電動窗簾	–	–	–	–	–	1	–	–	–	–	–
	Lighting Switch 燈掣	11	13	13	14	16	8	14	14	30	13	15
	Dimmer Switch 調光燈掣	–	–	–	–	–	2	–	–	2	–	–
	Lighting Point 燈位	8	8	8	8	11	49	8	8	46	9	10
	Switch for Exhaust Fan 抽氣扇開關	2	3	3	3	3	3	3	3	2	3	3
	Switch for Water Heater 熱水爐開關	1	2	2	2	2	2	2	2	2	2	2
Connection Unit for Furniture Light 電源接線器供家具燈槽	–	–	–	–	–	2	–	–	2	–	–	

Note:  
The symbol “–” as shown in the above table denotes “Not provided”.

備註：  
上表內之「–」代表不提供。

FITTINGS, FINISHES AND APPLIANCES

裝置、裝修物料及設備

Schedule of Mechanical & Electrical Provisions for Residential Property 住宅單位機電裝置數量說明表												
Location 位置	Description 描述	Unit 單位										
		No. 127 Kadoorie Avenue 嘉道理道 127 號			No. 129 Kadoorie Avenue 嘉道理道 129 號		No. 131 Kadoorie Avenue 嘉道理道 131 號			No. 133 Kadoorie Avenue 嘉道理道 133 號		
		Floor 樓層										
		G/F 地下	1/F – 3/F & 5/F – 6/F 1 樓至 3 樓及 5 樓至 6 樓	7/F 7 樓	1/F – 3/F & 5/F – 6/F 1 樓至 3 樓及 5 樓至 6 樓	7/F 7 樓	1/F 1 樓	2/F – 3/F & 5/F – 6/F 2 樓至 3 樓及 5 樓至 6 樓	7/F 7 樓	G/F 地下	1/F – 3/F & 5/F – 6/F 1 樓至 3 樓及 5 樓至 6 樓	7/F 7 樓
Balcony 露台	Lighting Point 燈位	–	2	2	1	1	–	1	1	–	1	1
	Fused Spur Unit for LED Light Trough 電源接線器供 LED 燈槽	–	1	1	1	1	–	1	1	–	1	1
Utility Platform 工作平台	Lighting Point 燈位	–	–	–	1	1	–	–	–	–	–	–
Master Bedroom 主人睡房	Fused Spur Unit for Air-Conditioner 冷氣機電源接線器	–	–	–	–	–	–	–	–	–	1	1
	13A Single Socket Outlet 13 安培單位電源插座	–	–	–	–	–	3	–	–	4	–	–
	13A Twin Socket Outlet 13 安培雙位電源插座	4	4	4	4	4	4	4	4	–	4	4
	TV and FM Outlet 公眾電視及電台插座	1	1	1	1	1	1	1	1	1	1	1
	Telephone Outlet 電話插座	2	2	2	2	2	2	2	2	2	2	2
	Lighting Switch 燈掣	5	2	2	3	3	8	2	2	11	4	4
	Lighting Point 燈位	1	1	1	2	2	8	1	1	8	1	1
	Switch for Exhaust Fan 抽氣扇開關	1	–	–	–	–	–	–	–	1	1	1
	Switch for Water Heater 熱水爐開關	1	–	–	–	–	–	–	–	1	1	1
	Connection Unit for Electric Curtain 電源接線器供電動窗簾	–	–	–	–	–	1	–	–	–	–	–

Note:  
The symbol “–” as shown in the above table denotes “Not provided”.

備註：  
上表內之「–」代表不提供。

# FITTINGS, FINISHES AND APPLIANCES

## 裝置、裝修物料及設備

Schedule of Mechanical & Electrical Provisions for Residential Property 住宅單位機電裝置數量說明表												
Location 位置	Description 描述	Unit 單位										
		No. 127 Kadoorie Avenue 嘉道理道 127 號			No. 129 Kadoorie Avenue 嘉道理道 129 號		No. 131 Kadoorie Avenue 嘉道理道 131 號			No. 133 Kadoorie Avenue 嘉道理道 133 號		
		Floor 樓層										
		G/F 地下	1/F – 3/F & 5/F – 6/F 1 樓至 3 樓及 5 樓至 6 樓	7/F 7 樓	1/F – 3/F & 5/F – 6/F 1 樓至 3 樓及 5 樓至 6 樓	7/F 7 樓	1/F 1 樓	2/F – 3/F & 5/F – 6/F 2 樓至 3 樓及 5 樓至 6 樓	7/F 7 樓	G/F 地下	1/F – 3/F & 5/F – 6/F 1 樓至 3 樓及 5 樓至 6 樓	7/F 7 樓
Walk-in Closet adjacent to Master Bedroom 毗鄰主人睡房衣帽間	Fused Spur Unit for Air-Conditioner 冷氣機電源接線器	1	1	1	1	1	1	1	1	1	1	1
	13A Single Socket Outlet 13 安培單位電源插座	–	–	–	–	–	2	–	–	–	–	–
	Lighting Switch 燈掣	–	2	2	1	2	2	2	2	–	–	–
	Lighting Point 燈位	–	1	1	1	1	3	1	1	4	1	1
	Connection Unit for Furniture Light Trough 電源接線器供家具燈槽	–	–	–	–	–	1	–	–	–	–	–
	Switch for Exhaust Fan 抽氣扇開關	–	1	1	1	1	1	1	1	–	–	–
	Switch for Water Heater 熱水爐開關	–	1	1	1	1	1	1	1	–	–	–
Bedroom 1 睡房 1	Fused Spur Unit for Air-Conditioner 冷氣機電源接線器	–	1	1	1	1	1	1	1	1	1	1
	13A Single Socket Outlet 13 安培單位電源插座	–	–	–	–	–	3	–	–	4	–	–
	13A Twin Socket Outlet 13 安培雙位電源插座	4	4	4	4	4	3	4	4	–	4	4
	TV and FM Outlet 公眾電視及電台插座	1	1	1	1	1	1	1	1	–	1	1
	Telephone Outlet 電話插座	2	2	2	2	2	2	2	2	–	2	2
	Lighting Switch 燈掣	2	1	1	1	1	5	3	3	3	1	1
	Dimmer Switch 調光燈掣	–	–	–	–	–	–	–	–	1	–	–

Note:  
The symbol “–” as shown in the above table denotes “Not provided”.

備註：  
上表內之「-」代表不提供。

FITTINGS, FINISHES AND APPLIANCES  
裝置、裝修物料及設備

Schedule of Mechanical & Electrical Provisions for Residential Property 住宅單位機電裝置數量說明表												
Location 位置	Description 描述	Unit 單位										
		No. 127 Kadoorie Avenue 嘉道理道 127 號			No. 129 Kadoorie Avenue 嘉道理道 129 號		No. 131 Kadoorie Avenue 嘉道理道 131 號			No. 133 Kadoorie Avenue 嘉道理道 133 號		
		Floor 樓層										
		G/F 地下	1/F – 3/F & 5/F – 6/F 1 樓至3 樓及 5 樓至6 樓	7/F 7 樓	1/F – 3/F & 5/F – 6/F 1 樓至3 樓及 5 樓至6 樓	7/F 7 樓	1/F 1 樓	2/F – 3/F & 5/F – 6/F 2 樓至3 樓及 5 樓至6 樓	7/F 7 樓	G/F 地下	1/F – 3/F & 5/F – 6/F 1 樓至3 樓及 5 樓至6 樓	7/F 7 樓
Bedroom 1 睡房 1	Lighting Point 燈位	1	1	1	1	1	9	1	1	6	1	1
	Connection Unit for Furniture Light Trough 電源接線器供家具燈槽	–	–	–	–	–	2	–	–	3	–	–
	Switch for Exhaust Fan 抽氣扇開關	–	–	–	–	–	1	1	1	1	–	–
	Switch for Water Heater 熱水爐開關	–	–	–	–	–	1	1	1	1	–	–
Walk-in Closet adjacent to Bedroom 1 毗鄰睡房 1 衣帽間	Switch for Air-Conditioner 冷氣機開關	1	–	–	–	–	–	–	–	–	–	–
	Lighting Switch 燈掣	2	–	–	–	–	–	–	–	–	–	–
	Lighting Point 燈位	1	–	–	–	–	–	–	–	–	–	–
	Switch for Exhaust Fan 抽氣扇開關	1	–	–	–	–	–	–	–	–	–	–
	Switch for Water Heater 熱水爐開關	1	–	–	–	–	–	–	–	–	–	–
Bedroom 2 睡房 2	Fused Spur Unit for Air-Conditioner 冷氣機電源接線器	–	1	1	1	1	1	1	1	1	1	1
	13A Single Socket Outlet 13 安培單位電源插座	–	–	–	–	–	–	–	–	2	–	–
	13A Twin Socket Outlet 13 安培雙位電源插座	–	4	4	4	4	4	4	4	–	4	4
	TV and FM Outlet 公眾電視及電台插座	–	1	1	1	1	1	1	1	1	1	1
	Telephone Outlet 電話插座	–	2	2	2	2	2	2	2	2	2	2

Note:  
The symbol “–” as shown in the above table denotes “Not provided”.

備註：  
上表內之「–」代表不提供。



# FITTINGS, FINISHES AND APPLIANCES

## 裝置、裝修物料及設備

Schedule of Mechanical & Electrical Provisions for Residential Property 住宅單位機電裝置數量說明表												
Location 位置	Description 描述	Unit 單位										
		No. 127 Kadoorie Avenue 嘉道理道 127 號			No. 129 Kadoorie Avenue 嘉道理道 129 號		No. 131 Kadoorie Avenue 嘉道理道 131 號			No. 133 Kadoorie Avenue 嘉道理道 133 號		
		Floor 樓層										
		G/F 地下	1/F – 3/F & 5/F – 6/F 1 樓至 3 樓及 5 樓至 6 樓	7/F 7 樓	1/F – 3/F & 5/F – 6/F 1 樓至 3 樓及 5 樓至 6 樓	7/F 7 樓	1/F 1 樓	2/F – 3/F & 5/F – 6/F 2 樓至 3 樓及 5 樓至 6 樓	7/F 7 樓	G/F 地下	1/F – 3/F & 5/F – 6/F 1 樓至 3 樓及 5 樓至 6 樓	7/F 7 樓
Bedroom 2 睡房 2	Lighting Switch 燈掣	–	1	1	1	1	3	1	1	2	3	3
	Lighting Point 燈位	–	1	1	1	1	9	2	2	7	1	1
	Connection Unit for Furniture Light Trough 電源接線器供家具燈槽	–	–	–	–	–	1	–	–	–	–	–
	Switch for Exhaust Fan 抽氣扇開關	–	–	–	–	–	–	–	–	–	1	1
	Switch for Water Heater 熱水爐開關	–	–	–	–	–	–	–	–	–	1	1
Bedroom 3 睡房 3	Fused Spur Unit for Air-Conditioner 冷氣機電源接線器	–	1	–	1	–	1	1	–	–	1	1
	13A Single Socket Outlet 13 安培單位電源插座	–	–	–	–	–	–	–	–	–	–	–
	13A Twin Socket Outlet 13 安培雙位電源插座	–	2	–	2	–	3	4	–	–	4	4
	TV and FM Outlet 公眾電視及電台插座	–	1	–	1	–	1	1	–	–	1	1
	Telephone Outlet 電話插座	–	1	–	1	–	1	2	–	–	2	2
	Lighting Switch 燈掣	–	1	–	1	–	–	1	–	–	1	1
	Dimmer Switch 調光燈掣	–	–	–	–	–	1	–	–	–	–	–
	Lighting Point 燈位	–	1	–	1	–	7	1	–	–	1	1
	Connection Unit for Furniture Light Trough 電源接線器供家具燈槽	–	–	–	–	–	1	–	–	–	–	–

Note:  
The symbol “–” as shown in the above table denotes “Not provided”.

備註：  
上表內之「–」代表不提供。

FITTINGS, FINISHES AND APPLIANCES

裝置、裝修物料及設備

Schedule of Mechanical & Electrical Provisions for Residential Property 住宅單位機電裝置數量說明表												
Location 位置	Description 描述	Unit 單位										
		No. 127 Kadoorie Avenue 嘉道理道 127 號			No. 129 Kadoorie Avenue 嘉道理道 129 號		No. 131 Kadoorie Avenue 嘉道理道 131 號			No. 133 Kadoorie Avenue 嘉道理道 133 號		
		Floor 樓層										
		G/F 地下	1/F – 3/F & 5/F – 6/F 1 樓至 3 樓及 5 樓至 6 樓	7/F 7 樓	1/F – 3/F & 5/F – 6/F 1 樓至 3 樓及 5 樓至 6 樓	7/F 7 樓	1/F 1 樓	2/F – 3/F & 5/F – 6/F 2 樓至 3 樓及 5 樓至 6 樓	7/F 7 樓	G/F 地下	1/F – 3/F & 5/F – 6/F 1 樓至 3 樓及 5 樓至 6 樓	7/F 7 樓
Master Bathroom 主人浴室	Fused Spur Unit for Exhaust Fan 電源接線器供抽氣扇	1	1	1	1	1	1	1	1	1	1	1
	Fused Spur Unit for Mirror Cabinet Light 電源接線器供鏡櫃燈	1	1	1	1	1	1	1	1	1	1	1
	Connection Unit for Magnifying Mirror 電源接線器供化妝鏡	1	1	1	1	1	–	1	1	1	1	1
	Isolator for Water Heater 電源開關供熱水爐	1	1	1	1	1	1	1	1	1	1	1
	13A Single Socket Outlet 13 安培單位電源插座	1	1	1	1	1	1	1	1	1	1	1
	13A Twin Socket Outlet 13 安培雙位電源插座	1	1	1	1	1	1	1	1	–	1	1
	13A Socket Outlet for TV 13 安培電源插座供電視	1	1	1	1	1	1	1	1	1	1	1
	Fused Spur Unit for Thermo Ventilator 電源接線器供浴室換氣暖風機	1	1	1	1	1	1	1	1	–	1	1
	Thermo Ventilator Controller 浴室換氣暖風機控制器	1	1	1	1	1	1	1	1	–	1	1
	Isolator for Jacuzzi 電源開關供按摩浴缸	1	1	1	1	1	1	1	1	–	1	1
	Switch for Jacuzzi 按摩浴缸開關	1	1	1	1	1	1	1	1	–	1	1
	Fused Spur Unit for Steamer Pump Set 電源接線器供蒸氣水泵裝置	–	–	–	–	–	1	1	1	1	1	1
	Connection Unit for Steam Generator Set 接線座供蒸氣裝置	–	–	–	–	–	1	1	1	1	1	1

Note:  
The symbol “–” as shown in the above table denotes “Not provided”.

備註：  
上表內之「–」代表不提供。

# FITTINGS, FINISHES AND APPLIANCES

## 裝置、裝修物料及設備

Schedule of Mechanical & Electrical Provisions for Residential Property 住宅單位機電裝置數量說明表												
Location 位置	Description 描述	Unit 單位										
		No. 127 Kadoorie Avenue 嘉道理道 127 號			No. 129 Kadoorie Avenue 嘉道理道 129 號		No. 131 Kadoorie Avenue 嘉道理道 131 號			No. 133 Kadoorie Avenue 嘉道理道 133 號		
		Floor 樓層										
		G/F 地下	1/F – 3/F & 5/F – 6/F 1 樓至3樓及 5樓至6樓	7/F 7 樓	1/F – 3/F & 5/F – 6/F 1 樓至3樓及 5樓至6樓	7/F 7 樓	1/F 1 樓	2/F – 3/F & 5/F – 6/F 2 樓至3樓及 5樓至6樓	7/F 7 樓	G/F 地下	1/F – 3/F & 5/F – 6/F 1 樓至3樓及 5樓至6樓	7/F 7 樓
Master Bathroom 主人浴室	Switch for Steam Generator 蒸氣裝置開關	–	–	–	–	–	1	1	1	1	1	1
	Steam Generator Controller 蒸氣裝置控制器	–	–	–	–	–	1	1	1	1	1	1
	Fused Spur Unit for Heat Towel Rack 電源接線器供熱毛巾架	1	1	1	1	1	1	1	1	1	1	1
	TV and FM Outlet 公眾電視及電台插座	1	1	1	1	1	1	1	1	1	1	1
	Shaver Socket Outlet 鬚刨插座	1	1	1	1	1	1	1	1	–	1	1
	Lighting Point 燈位	7	7	7	7	7	7	8	8	8	7	7
Bathroom 1 浴室 1	Fused Spur Unit for Exhaust Fan 電源接線器供抽氣扇	1	1	1	1	1	1	1	1	1	1	1
	Isolator for Water Heater 電源開關供熱水爐	1	1	1	1	1	1	1	1	1	1	1
	Fused Spur Unit for Mirror Cabinet Light 電源接線器供鏡櫃燈	1	1	1	1	1	1	1	1	1	1	1
	13A Single Socket Outlet 13 安培單位電源插座	1	–	–	–	–	–	–	–	1	–	–
	13A Twin Socket Outlet 13 安培雙位電源插座	1	1	1	1	1	1	1	1	–	1	1
	Shaver Socket Outlet 鬚刨插座	1	1	1	1	1	1	1	1	–	1	1
	Lighting Point 燈位	7	4	4	4	4	4	4	4	3	4	4

Note:  
The symbol “–” as shown in the above table denotes “Not provided”.

備註：  
上表內之「–」代表不提供。

FITTINGS, FINISHES AND APPLIANCES

裝置、裝修物料及設備

Schedule of Mechanical & Electrical Provisions for Residential Property 住宅單位機電裝置數量說明表												
Location 位置	Description 描述	Unit 單位										
		No. 127 Kadoorie Avenue 嘉道理道 127 號			No. 129 Kadoorie Avenue 嘉道理道 129 號		No. 131 Kadoorie Avenue 嘉道理道 131 號			No. 133 Kadoorie Avenue 嘉道理道 133 號		
		Floor 樓層										
		G/F 地下	1/F – 3/F & 5/F – 6/F 1 樓至3 樓及 5 樓至6 樓	7/F 7 樓	1/F – 3/F & 5/F – 6/F 1 樓至3 樓及 5 樓至6 樓	7/F 7 樓	1/F 1 樓	2/F – 3/F & 5/F – 6/F 2 樓至3 樓及 5 樓至6 樓	7/F 7 樓	G/F 地下	1/F – 3/F & 5/F – 6/F 1 樓至3 樓及 5 樓至6 樓	7/F 7 樓
Bathroom 2 浴室 2	Fused Spur Unit for Exhaust Fan 電源接線器供抽氣扇	–	–	–	–	–	1	1	1	1	1	1
	Isolator for Water Heater 電源開關供熱水爐	–	–	–	–	–	1	1	1	1	1	1
	Fused Spur Unit for Mirror Cabinet Light 電源接線器供鏡櫃燈	–	–	–	–	–	1	1	1	1	1	1
	13A Single Socket Outlet 13 安培單位電源插座	–	–	–	–	–	–	–	–	1	–	–
	13A Twin Socket Outlet 13 安培雙位電源插座	–	–	–	–	–	1	1	1	–	1	1
	Shaver Socket Outlet 鬚刨插座	–	–	–	–	–	1	1	1	1	1	1
	Lighting Point 燈位	–	–	–	–	–	4	4	4	4	4	4
Lavatory 洗手間	Fused Spur Unit for Exhaust Fan 電源接線器供抽氣扇	1	1	1	1	1	1	1	1	1	1	1
	Isolator for Water Heater 電源開關供熱水爐	1	1	1	1	1	1	1	1	1	1	1
	Fused Spur Unit for Mirror Cabinet Light 電源接線器供鏡櫃燈	1	1	1	1	1	1	1	1	1	1	1
	Lighting Point 燈位	2	2	2	2	2	2	2	2	3	2	2

Note:  
The symbol “–” as shown in the above table denotes “Not provided”.

備註：  
上表內之「–」代表不提供。

FITTINGS, FINISHES AND APPLIANCES

裝置、裝修物料及設備

Schedule of Mechanical & Electrical Provisions for Residential Property 住宅單位機電裝置數量說明表												
Location 位置	Description 描述	Unit 單位										
		No. 127 Kadoorie Avenue 嘉道理道 127 號			No. 129 Kadoorie Avenue 嘉道理道 129 號		No. 131 Kadoorie Avenue 嘉道理道 131 號			No. 133 Kadoorie Avenue 嘉道理道 133 號		
		Floor 樓層										
		G/F 地下	1/F – 3/F & 5/F – 6/F 1 樓至 3 樓及 5 樓至 6 樓	7/F 7 樓	1/F – 3/F & 5/F – 6/F 1 樓至 3 樓及 5 樓至 6 樓	7/F 7 樓	1/F 1 樓	2/F – 3/F & 5/F – 6/F 2 樓至 3 樓及 5 樓至 6 樓	7/F 7 樓	G/F 地下	1/F – 3/F & 5/F – 6/F 1 樓至 3 樓及 5 樓至 6 樓	7/F 7 樓
Kitchen 廚房	Fused Spur Unit for Door Bell 電源接線器供門鈴	1	1	1	1	1	1	1	1	1	1	1
	Fused Spur Unit for Video Door Phone 電源接線器供視像對講機	1	1	1	1	1	1	1	1	1	1	1
	Fused Spur Unit for Air-Conditioner 冷氣機電源接線器	1	1	1	1	1	1	1	1	1	1	1
	Switch for Water Heater 熱水爐開關	1	1	1	1	1	1	1	1	1	1	1
	Fused Spur Unit for Exhaust Fan 電源接線器供抽氣扇	1	1	1	1	1	1	1	1	1	1	1
	13A Single Socket Outlet for Cooker Hood 13 安培單位電源插座供抽油煙機	1	1	1	1	1	1	1	1	1	1	1
	Connection Unit for Steam Oven 接線座供蒸爐	1	1	1	1	1	1	1	1	1	1	1
	Connection Unit for BBQ Grill 接線座供燒烤爐	1	1	1	1	1	1	1	1	1	1	1
	Connection Unit for Induction Cooktop 接線座供電磁爐	–	–	–	–	–	–	–	–	1	1	1
	13A Single Socket Outlet for Gas Cooking Hob 13 安培單位電源插座供煤氣煮食爐	2	2	2	2	2	2	2	2	2	2	2

Note:  
The symbol “–” as shown in the above table denotes “Not provided”.

備註：  
上表內之「–」代表不提供。



FITTINGS, FINISHES AND APPLIANCES  
裝置、裝修物料及設備

Schedule of Mechanical & Electrical Provisions for Residential Property 住宅單位機電裝置數量說明表												
Location 位置	Description 描述	Unit 單位										
		No. 127 Kadoorie Avenue 嘉道理道 127 號			No. 129 Kadoorie Avenue 嘉道理道 129 號		No. 131 Kadoorie Avenue 嘉道理道 131 號			No. 133 Kadoorie Avenue 嘉道理道 133 號		
		Floor 樓層										
		G/F 地下	1/F – 3/F & 5/F – 6/F 1 樓至3 樓及 5 樓至6 樓	7/F 7 樓	1/F – 3/F & 5/F – 6/F 1 樓至3 樓及 5 樓至6 樓	7/F 7 樓	1/F 1 樓	2/F – 3/F & 5/F – 6/F 2 樓至3 樓及 5 樓至6 樓	7/F 7 樓	G/F 地下	1/F – 3/F & 5/F – 6/F 1 樓至3 樓及 5 樓至6 樓	7/F 7 樓
Kitchen 廚房	13A Single Socket Outlet for Warming Drawer 13 安培單位電源插座供暖櫃	1	1	1	1	1	1	1	1	2	1	1
	Connection Unit for Oven 接線座供焗爐	1	1	1	1	1	1	1	1	2	1	1
	13A Single Socket Outlet for Wine Cellar 13 安培單位電源插座供酒櫃	1	1	1	1	1	1	1	1	1	1	1
	13A Single Socket Outlet for Washing Machine 13 安培單位電源插座供洗衣機	1	1	1	1	1	1	1	1	–	1	1
	13A Single Socket Outlet for Tumble Dryer with Heat Pump 13 安培單位電源插座供乾衣機	1	1	1	1	1	1	1	1	–	1	1
	13A Single Socket Outlet for Dish Washer 13 安培單位電源插座供洗碗碟機	–	–	–	–	–	–	–	–	1	1	1
	13A Single Socket Outlet for Coffee Machine 13 安培單位電源插座供咖啡機	–	–	–	–	–	–	–	–	1	1	1
	13A Single Socket Outlet for Refrigerator 13 安培單位電源插座供雪櫃	1	1	1	1	1	1	1	1	1	1	1
	Water Point for Washing Machine 洗衣機來水位	1	1	1	1	1	1	1	1	–	1	1
	Drain Point for Washing Machine 洗衣機去水位	1	1	1	1	1	1	1	1	–	1	1
	Gas Meter 煤氣錶	1	1	1	1	1	1	1	1	1	1	1

Note:  
The symbol “–” as shown in the above table denotes “Not provided”.

備註：  
上表內之「–」代表不提供。

# FITTINGS, FINISHES AND APPLIANCES

## 裝置、裝修物料及設備

Schedule of Mechanical & Electrical Provisions for Residential Property 住宅單位機電裝置數量說明表												
Location 位置	Description 描述	Unit 單位										
		No. 127 Kadoorie Avenue 嘉道理道 127 號			No. 129 Kadoorie Avenue 嘉道理道 129 號		No. 131 Kadoorie Avenue 嘉道理道 131 號			No. 133 Kadoorie Avenue 嘉道理道 133 號		
		Floor 樓層										
		G/F 地下	1/F – 3/F & 5/F – 6/F 1 樓至 3 樓及 5 樓至 6 樓	7/F 7 樓	1/F – 3/F & 5/F – 6/F 1 樓至 3 樓及 5 樓至 6 樓	7/F 7 樓	1/F 1 樓	2/F – 3/F & 5/F – 6/F 2 樓至 3 樓及 5 樓至 6 樓	7/F 7 樓	G/F 地下	1/F – 3/F & 5/F – 6/F 1 樓至 3 樓及 5 樓至 6 樓	7/F 7 樓
Kitchen 廚房	13A Single Socket Outlet 13 安培單位電源插座	–	–	–	–	–	–	–	–	4	–	–
	13A Twin Socket Outlet 13 安培雙位電源插座	2	2	2	2	2	2	2	2	–	2	2
	Lighting Switch 燈掣	–	–	–	–	–	–	1	1	9	–	–
	Lighting Point 燈位	4	4	4	4	4	5	6	6	13	6	6
	Fused Spur Unit for Kitchen Cabinet Lights 電源接線器供廚櫃燈	1	1	1	1	1	1	1	1	1	1	1
	Switch for Exhaust Fan 抽氣扇開關	–	–	–	–	–	–	–	–	1	–	–
Store and Lavatory Inside Store 儲物室及 儲物室內之洗手間	Fused Spur Unit for Air-Conditioner 冷氣機電源接線器	1	1	1	1	1	1	1	1	1	1	1
	Fused Spur Unit for Exhaust Fan 電源接線器供抽氣扇	1	1	1	1	1	1	1	1	1	1	1
	Isolator for Water Heater 電源開關供熱水爐	1	1	1	1	1	1	1	1	1	1	1
	MCB Distribution Board 配電箱	1	1	1	1	1	1	1	1	1	1	1
	13A Single Socket Outlet 13 安培單位電源插座	–	–	–	–	–	–	–	–	1	–	–
	13A Twin Socket Outlet 13 安培雙位電源插座	1	1	1	1	1	1	1	1	–	1	1
	Switch for Exhaust Fan 抽氣扇開關	1	1	1	1	1	1	1	1	1	1	1
	Lighting Switch 燈掣	2	2	2	2	2	2	2	2	2	2	2

Note:  
The symbol “–” as shown in the above table denotes “Not provided”.

備註：  
上表內之「–」代表不提供。

# FITTINGS, FINISHES AND APPLIANCES

## 裝置、裝修物料及設備

Schedule of Mechanical & Electrical Provisions for Residential Property 住宅單位機電裝置數量說明表												
Location 位置	Description 描述	Unit 單位										
		No. 127 Kadoorie Avenue 嘉道理道 127 號			No. 129 Kadoorie Avenue 嘉道理道 129 號		No. 131 Kadoorie Avenue 嘉道理道 131 號			No. 133 Kadoorie Avenue 嘉道理道 133 號		
		Floor 樓層										
		G/F 地下	1/F – 3/F & 5/F – 6/F 1 樓至3樓及 5樓至6樓	7/F 7 樓	1/F – 3/F & 5/F – 6/F 1 樓至3樓及 5樓至6樓	7/F 7 樓	1/F 1 樓	2/F – 3/F & 5/F – 6/F 2 樓至3樓及 5樓至6樓	7/F 7 樓	G/F 地下	1/F – 3/F & 5/F – 6/F 1 樓至3 樓及 5樓至6樓	7/F 7 樓
Store and Lavatory Inside Store 洗手間及儲物室	Lighting Point 燈位	2	2	2	2	2	2	2	2	2	2	2
Corridor between Kitchen and Store 連接廚房與 儲物室之走廊	13A Single Socket Outlet 13 安培單位電源插座	–	–	–	–	–	–	–	–	1	–	–
	13A Twin Socket Outlet 13 安培雙位電源插座	–	–	–	–	–	–	–	–	1	–	–
	Water Point for Washing Machine 洗衣機來水位	–	–	–	–	–	–	–	–	1	–	–
	Drain Point for Washing Machine 洗衣機去水位	–	–	–	–	–	–	–	–	1	–	–
	Lighting Switch 燈掣	–	–	–	–	–	–	–	–	2	–	–
	Lighting Point 燈位	–	–	–	–	–	–	–	–	5	–	–
Roof and Flat Roof 天台及平台	Waterproof 13A Single Socket Outlet 13 安培防水單位電源插座	–	–	3	–	3	–	–	3	–	–	2
	Provision of Towngas Point 預留煤氣接駁點	–	–	1	–	1	–	–	1	–	–	1
	Isolator for Air Conditioner 電源開關供冷氣機	–	–	1	–	1	–	–	2	–	–	2
	Waterproof Lighting Switch 防水燈掣	–	–	2	–	2	–	–	2	–	–	2
	Lighting Point 燈位	–	–	2	–	2	–	–	2	–	–	2
	Provision of Isolator for Future Use 預留開關掣供將來使用	–	–	–	–	–	–	–	1	–	–	–

Note:  
The symbol “–” as shown in the above table denotes “Not provided”.

備註：  
上表內之「–」代表不提供。

# FITTINGS, FINISHES AND APPLIANCES

## 裝置、裝修物料及設備

Schedule of Mechanical & Electrical Provisions for Residential Property 住宅單位機電裝置數量說明表												
Location 位置	Description 描述	Unit 單位										
		No. 127 Kadoorie Avenue 嘉道理道 127 號			No. 129 Kadoorie Avenue 嘉道理道 129 號		No. 131 Kadoorie Avenue 嘉道理道 131 號			No. 133 Kadoorie Avenue 嘉道理道 133 號		
		Floor 樓層										
		G/F 地下	1/F – 3/F & 5/F – 6/F 1 樓至3 樓及 5 樓至6 樓	7/F 7 樓	1/F – 3/F & 5/F – 6/F 1 樓至3 樓及 5 樓至6 樓	7/F 7 樓	1/F 1 樓	2/F – 3/F & 5/F – 6/F 2 樓至3 樓及 5 樓至6 樓	7/F 7 樓	G/F 地下	1/F – 3/F & 5/F – 6/F 1 樓至3 樓及 5 樓至6 樓	7/F 7 樓
Garden 花園	Waterproof 13A Single Socket Outlet 13 安培防水單位電源插座	1	–	–	–	–	3	–	–	4	–	–
	Provision of Towngas Point 預留煤氣接駁點	1	–	–	–	–	1	–	–	1	–	–
	Lighting Point 燈位	3	–	–	–	–	11	–	–	47	–	–
Corridor 走廊	Lighting Switch 燈掣	2	–	–	–	–	–	–	–	–	–	–
	Lighting Point 燈位	2	–	–	–	–	–	–	–	–	–	–
Staircase Store 樓梯儲物室	13A Twin Socket Outlet 13 安培雙位電源插座	–	–	1	–	–	–	–	1	–	–	1
	Lighting Switch 燈掣	–	–	1	–	–	–	–	1	–	–	1
	Lighting Point 燈位	–	–	1	–	–	–	–	1	–	–	1

Note:  
The symbol “–” as shown in the above table denotes “Not provided”.

備註：  
上表內之「–」代表不提供。



## SERVICE AGREEMENTS

### 服務協議

Potable and flushing water is supplied by Water Supplies Department.

Electricity is supplied by CLP Power Hong Kong Limited.

Towngas is supplied by The Hong Kong and China Gas Company Limited.

食水及沖廁水由水務署供應。

電力由中華電力有限公司供應。

煤氣由香港中華煤氣有限公司供應。

## GOVERNMENT RENT

### 地稅

---

The Vendor will pay/has paid (as the case may be) all outstanding Government rent in respect of the residential property up to and including the date of completion of the sale and purchase of the residential property.

賣方將會繳付／已繳付（視情況而定）有關住宅物業之地稅直至並包括住宅物業之買賣成交日期。



# MISCELLANEOUS PAYMENTS BY PURCHASER

## 買方的雜項付款

1.

On the delivery of the vacant possession of the specified residential property to the purchaser, the purchaser is liable to reimburse the owner for the deposits for water, electricity and gas.
2.

On that delivery, the purchaser is not liable to pay to the owner a debris removal fee.

Remarks:

1.

On that delivery, the purchaser is liable under the deed of mutual covenant and management agreement of the Development to pay to the manager (not the owner) of the Development a due proportion of the public utilities deposits for the common areas and common facilities of the Development, and where the owner has paid a due proportion of the said deposits, the purchaser shall reimburse the owner for the same.
2.

On that delivery, the purchaser is liable to pay a debris removal fee to the manager (not the owner) of the Development under the deed of mutual covenant and management agreement of the Development, and where the owner has paid that debris removal fee, the purchaser shall reimburse the owner for the same.

1.

在向買方交付指明住宅物業在空置情況下的管有權時，買方須負責向擁有人補還水、電力及氣體的按金。
2.

在交付時，買方不須向擁有人支付清理廢料的費用。

備註：

1.

在交付時，買方須根據發展項目的公契及管理協議向發展項目的管理人(而非擁有人)支付發展項目的公用地方及公用設施的公用事業按金的適當部分，如擁有人已支付該等按金的適當部分，買方須向擁有人補還該等按金的適當部分。
2.

在交付時，買方須根據發展項目的公契及管理協議向發展項目的管理人(而非擁有人)支付清理廢料的費用，如擁有人已支付清理廢料的費用，買方須向擁有人補還清理廢料的費用。

# DEFECT LIABILITY WARRANTY PERIOD

## 欠妥之處的保養責任期

Defect liability warranty period for the residential property and the fittings, finishes and appliances as provided in the agreement for sale and purchase is within six (6) months from the date of completion of the sale and purchase.

按買賣合約規定，住宅物業及其內裝置、裝修物料及設備之欠妥之處的保養責任期為住宅物業之成交日期起計為期六 (6) 個月內。

# MAINTENANCE OF SLOPES

## 斜坡維修

### 1. The Land Grant requires the owners of the residential properties in the Development to maintain slope at their own cost

(a) The terms of the requirement:

Special Condition 9 of the Land Grant stipulates that:

“The Purchaser shall construct substantial retaining walls, where necessary to obviate landslips in the event of his cutting away of the hill to level and develop the site, or to protect any filling in connection with the same. Should a landslip occur as a result of such cutting or levelling, the Purchaser will be held responsible for and shall indemnify the Government and its officers from and against all actions claims and demands arising out of any damage resulting from or brought about by such landslip.”

(b) Each of the owners is obliged to contribute towards the costs of the maintenance work of the items mentioned in paragraph (a).

(c) A plan showing the slope and the retaining wall or related structures constructed, or to be constructed, within or outside the land on which the Development is situated.



Legend  
圖例

--- Development site boundary  
發展項目邊界線

█ Slopes and retaining structures  
斜坡及護土構築物

### 2. Owner's undertaking to maintain any slope in relation to the Development at the owner's own costs.

Not applicable.

### 3. Under the deed of mutual covenant, the Manager of the Development has the owners' authority to carry out the maintenance work

### 1. 批地文件規定發展項目的住宅物業的擁有人須自費維修斜坡

(a) 有關規定的條款：

批地文件特別條款第9條規定：

「如有必要，買方須興建堅固的護土牆，以避免買方於切削平整山坡及開發該地盤時發生山泥傾瀉，或保護與該等工程有關的充填物。若因切削或平整山坡工程引致山泥傾瀉，買方須就山泥傾瀉引起的任何損害所導致或造成的所有訴訟、索償或要求向政府及其人員作出彌償。」

(b) 每名擁有人均須分擔(a)段所述項目的維修工程費用。

(c) 顯示該斜坡或任何已經或將會在發展項目所位於的土地之內或之外建造的護土牆或有關構築物的圖則。

### 2. 擁有人自費就發展項目維修任何斜坡的承諾

不適用。

### 3. 根據公契，發展項目的管理人獲擁有人授權進行維修工程

# MODIFICATION

## 修訂

No application to the Government for a modification of the Land Grant for this Development is underway.

本發展項目現時並沒有向政府提出申請修訂批地文件。



## WEBSITE ADDRESS

### 互聯網網站的網址

The website address designated by the Vendor for the Development for purposes of Part 2 of the Residential Properties (First-hand Sales) Ordinance: [www.kadooria.com](http://www.kadooria.com)

賣方為施行《一手住宅物業銷售條例》第2部就發展項目指定的互聯網網站的網址：[www.kadooria.com](http://www.kadooria.com)

# INFORMATION IN APPLICATION FOR CONCESSION ON GROSS FLOOR AREA OF BUILDING

## 申請建築物總樓面面積寬免的資料

### Breakdown of GFA Concessions Obtained for All Features

- Latest information on breakdown of GFA concessions as shown on the general building plans submitted to and approved by the Building Authority (BA) prior to the printing of the sales brochure is tabulated below. Information marked (#) may be based on information provided by the Authorized Person if the sales brochure is printed prior to submission of the final amendment plans to the BA. The breakdown of GFA concessions may be subject to further changes until final amendment plans are submitted to and approved by the BA prior to the issuance of the occupation permit for the Development.

		Area (m²)
Disregarded GFA under Building (Planning) Regulations 23(3)(b)		
1. (#)	Carpark and loading / unloading area excluding public transport terminus	5,471.595
2.	Plant rooms and similar services	
2.1	Mandatory feature or essential plant room, area of which is limited by respective Practice Notes for Authorized Persons, Registered Structural Engineers and Registered Geotechnical Engineers (PNAP) or regulation such as lift machine room, telecommunications and broadcasting (TBE) room, refuse storage and material recovery chamber, etc.	141.879
2.2 (#)	Mandatory feature or essential plant room, area of which is NOT limited by any PNAP or regulation such as room occupied solely by fire services installations (FSI) and equipment, meter room, transformer room, potable and flushing water tank, etc.	1,038.569
2.3	Non-mandatory or non-essential plant room such as air-conditioning plant room, air handling unit (AHU) room, etc.	25.342
Green Features under Joint Practice Notes 1 and 2		
3.	Balcony	313.784
4.	Wider common corridor and lift lobby	76.168
5.	Communal sky garden	N/A
6.	Acoustic fin	N/A
7.	Wing wall, wind catcher and funnel	N/A
8.	Non-structural prefabricated external wall	N/A
9.	Utility platform	101.911
10.	Noise barrier	N/A
Amenity Features		
11.	Counter, office, store, guard room and lavatory for watchman and management staff, Owners' Corporation Office	19.934
12.	Residential Recreational facilities including void, plant room, swimming pool filtration plant room, covered walkway etc serving solely the recreational facilities	752.390
13.	Covered landscaped and play area	68.757
14.	Horizontal screens / covered walkways, trellis	N/A

		Area (m²)
Amenity Features		
15.	Larger lift shaft	N/A
16.	Chimney shaft	N/A
17.	Other non-mandatory or non-essential plant room, such as boiler room, satellite master antenna television (SMATV) room.	5.163
18. (#)	Pipe duct, air duct for mandatory feature or essential plant room	91.541
19.	Pipe duct, air duct for non-mandatory or non-essential plant room	N/A
20.	Plant room, pipe duct, air duct for environmentally friendly system and feature.	N/A
21.	Void in duplex domestic flat and house	21.482
22.	Projections such as air-conditioning box and platform with a projection of more than 750 mm from the external wall.	N/A
Other Exempted Items		
23. (#)	Refuge floor including refuge floor cum sky garden	N/A
24. (#)	Other projections	N/A
25.	Public transport terminus	N/A
26. (#)	Party structure and common staircase	N/A
27. (#)	Horizontal area of staircase, lift shaft and vertical duct solely serving floor accepted as not being accountable for GFA.	N/A
28. (#)	Public passage	N/A
29.	Covered set back area	N/A
Bonus GFA		
30.	Bonus GFA	N/A

Note:  
The above table is based on the requirements as stipulated in the Practice Note for Authorized Persons, Registered Structural Engineers and Registered Geotechnical Engineers ADM-2 issued by the Buildings Department. The Buildings Department may revise such requirements from time to time as appropriate.

### Environment Assessment of the Building and Information on the Estimated Energy Performance or Consumption for the Common Parts of the Development

The approved General Building Plans of this Development are not subject to the requirements stipulated in the Practice Note for Authorized Persons, Registered Structural Engineers and Registered Geotechnical Engineers APP-151 issued by the Building Authority. Environmental assessment and information on the estimated energy performance or consumption for the common parts of this Development were not required to be submitted to the Building Authority as a prerequisite for the granting of gross floor area concessions.



# INFORMATION IN APPLICATION FOR CONCESSION ON GROSS FLOOR AREA OF BUILDING

## 申請建築物總樓面面積寬免的資料

### 獲寬免總樓面面積的設施分項

- 於印製售樓說明書前呈交予並已獲建築事務監督批准的一般建築圖則上有關總樓面面積寬免的分項的最新資料，請見下表。如印製售樓說明書時尚未呈交最終修訂圖則予建築事務監督，則有 (#) 號的資料可以由認可人士提供的資料作為基礎。直至最終修訂圖則於發出佔用許可證前呈交予並獲建築事務監督批准前，以下分項資料仍可能有所修改。

		面積 (平方米)
根據《建築物 (規劃) 條例》第 23(3)(b) 條不計算的總樓面面積		
1. (#)	停車場及上落客貨地方 (公共交通總站除外)	5,471.595
2.	機房及相類設施	
2.1	所佔面積受相關《認可人士、註冊結構工程師及註冊岩土工程師作業備考》或規例限制的強制性設施或必要機房，例如升降機機房、電訊及廣播設備室、垃圾及物料回收房等	141.879
2.2 (#)	所佔面積不受任何《認可人士、註冊結構工程師及註冊岩土工程師作業備考》或規例限制的強制性設施或必要機房，例如僅供消防裝置及設備佔用的房間、電錶房、電力變壓房、食水及鹹水缸等	1,038.569
2.3	非強制性或非必要的機房，例如空調機房、風櫃房等	25.342
根據聯合作業備考第 1 及第 2 號提供的環保設施		
3.	露台	313.784
4.	加闊的公用走廊及升降機大堂	76.168
5.	公用空中花園	不適用
6.	隔聲簷	不適用
7.	翼牆、捕風器及風斗	不適用
8.	非結構預製外牆	不適用
9.	工作平台	101.911
10.	隔音屏障	不適用
適意設施		
11.	供保安人員和管理處員工使用的櫃枱、辦公室、儲物室、警衛室和廁所、業主立案法團辦公室	19.934
12.	住宅康樂設施，包括僅供康樂設施使用的中空、機房、游泳池的濾水器機房、有蓋人行道等	752.390
13.	有上蓋的園景區及遊樂場	68.757
14.	橫向屏障／有蓋人行道、花棚	不適用

		面積 (平方米)
適意設施		
15.	擴大升降機井道	不適用
16.	煙囪管道	不適用
17.	其他非強制性或非必要機房，例如鍋爐房、衛星電視共用天線房	5.163
18. (#)	強制性設施或必要機房所需的管槽、氣槽	91.541
19.	非強制性設施或非必要機房所需的管槽、氣槽	不適用
20.	環保系統及設施所需的機房、管槽及氣槽	不適用
21.	複式住宅單位及洋房的中空	21.482
22.	伸出物，如空調機箱及伸出外牆超過 750 毫米的平台	不適用
其他項目		
23. (#)	庇護層，包括庇護層兼空中花園	不適用
24. (#)	其他伸出物	不適用
25.	公共交通總站	不適用
26. (#)	共用構築物及樓梯	不適用
27. (#)	僅供獲接納不計入總樓面面積的樓層使用的樓梯、升降機槽及垂直管道的水平面積	不適用
28. (#)	公眾通道	不適用
29.	因建築物後移導致的覆蓋面積	不適用
額外總樓面面積		
30.	額外總樓面面積	不適用

註：  
上述表格是根據屋宇署所發出的《認可人士、註冊結構工程師及註冊岩土工程師作業備考》ADM-2 規定的要求而制訂的。屋宇署會按實際需要不時更改有關要求。

### 有關建築物的環境評估及發展項目的公用部分的預計能量表現或消耗的資料

本發展項目的經批准一般建築圖則不受由建築事務監督發出的《認可人士、註冊結構工程師及註冊岩土工程師作業備考》APP-151 規定規限。本發展項目的環境評估及公用部分的預計能量表現或消耗的資料無須呈交建築事務監督，以作為批予總樓面面積寬免的先決條件。

DATE OF PRINTING OF SALES BROCHURE  
售樓說明書印製日期

Date of printing of this sales brochure: 6 October 2017

本售樓說明書印製日期：2017年10月6日

POSSIBLE FUTURE CHANGES  
日後可能出現的改變

---

There may be future changes to the Development and the surrounding areas.

發展項目及其周邊地區日後可能出現改變。

# EXAMINATION RECORD

## 檢視紀錄

	Revision Made 所作修改	
Examination / Revision Date 檢視／修改日期	Page Number 頁次	Revision Made 所作修改
14 November 2017 2017年11月14日	24, 32, 46, 48, 50, 52, 60	Floor Plans of Residential Properties in the Development are updated. 更新發展項目的住宅物業的樓面平面圖。
	98, 99, 105, 106, 121, 125, 149, 150, 157	Fittings, Finishes and Appliances are updated. 更新裝置、裝修物料及設備。
5 January 2018 2018年1月5日	14	Location Plan of the Development is updated. 更新發展項目的所在位置圖。
	20	Outline Zoning Plan relating to the Development is updated. 更新關乎發展項目的分區計劃大綱圖。
	56	Floor Plan of Residential Properties in the Development is updated. 更新發展項目的住宅物業的樓面平面圖。
4 April 2018 2018年4月4日	14	Location Plan of the Development is updated. 更新發展項目的所在位置圖。
	15, 16	Aerial Photograph of the Development is updated. 更新發展項目的鳥瞰照片。
	24	Floor Plan of Residential Properties in the Development is updated. 更新發展項目的住宅物業的樓面平面圖。
	97 – 111, 131 – 142	Fittings, Finishes and Appliances are updated. 更新裝置、裝修物料及設備。
7 June 2018 2018年6月7日	14	Location Plan of the Development is updated. 更新發展項目的所在位置圖。
	48	Floor Plans of Residential Properties in the Development are updated. 更新發展項目的住宅物業的樓面平面圖。
	97 – 100, 103, 105 – 107, 110, 127 – 128, 143, 145 – 149	Fittings, Finishes and Appliances are updated. 更新裝置、裝修物料及設備。
6 September 2018 2018年9月6日	9	Information on Vendor and Others Involved in the Development is updated. 更新賣方及有參與發展項目的其他人的資料。
	14	Location Plan of the Development is updated. 更新發展項目的所在位置圖。
	15, 16	Aerial Photograph of the Development is updated. 更新發展項目的鳥瞰照片。
	17	Outline Zoning Plan relating to the Development is updated. 更新關乎發展項目的分區計劃大綱圖。
	98, 99, 100, 103, 105, 107, 108, 111, 127, 128, 143, 145, 147, 156, 158	Fittings, Finishes and Appliances are updated. 更新裝置、裝修物料及設備。

EXAMINATION RECORD

檢視紀錄

	Revision Made 所作修改	
Examination / Revision Date 檢視／修改日期	Page Number 頁次	Revision Made 所作修改
4 December 2018 2018年12月4日	14	Location Plan of the Development is updated. 更新發展項目的所在位置圖。
4 March 2019 2019年3月4日	14	Location Plan of the Development is updated. 更新發展項目的所在位置圖。
	100, 108	Fittings, Finishes and Appliances are updated. 更新裝置、裝修物料及設備。
	175	Relevant Information is deleted. 刪除有關資料。







