ELEVATION PLAN
立面圖

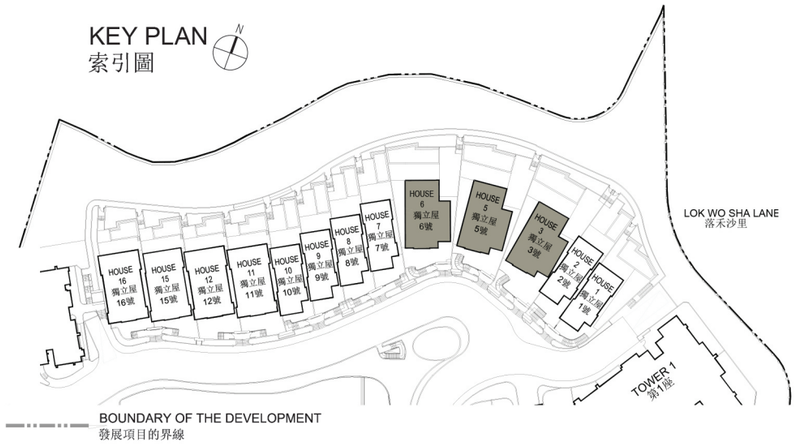

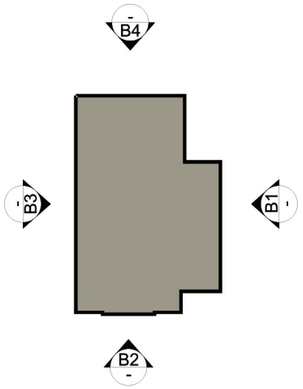

HOUSE 3, 5 and 6
獨立屋3、5及6號

ELEVATION PLAN B1
立面圖 B1

ELEVATION PLAN B2
立面圖 B2

ELEVATION PLAN B3
立面圖 B3

ELEVATION PLAN B4
立面圖 B4

Authorized person for the Development certified that the elevations show in these plans:
1. are prepared on the basis of the approved building plans for the Development as of 22 February 2019; and
2. are in general accordance with the outward appearance of the Development.

發展項目的認可人士證明本圖所顯示的立面：
1. 以2019年2月22日的情況為準的發展項目的經批准的建築圖則為基礎擬備； 及
2. 大致上與該項目的外觀一致。

ELEVATION PLAN
立面圖

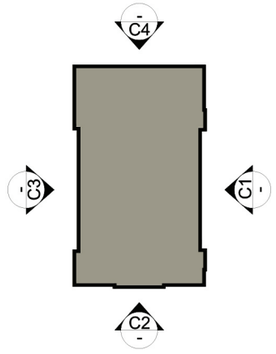

HOUSE 11, 12, 15 and 16
獨立屋11、12、15及16號

ELEVATION PLAN C1
立面圖 C1

ELEVATION PLAN C2
立面圖 C2

ELEVATION PLAN C3
立面圖 C3

ELEVATION PLAN C4
立面圖 C4

Authorized person for the Development certified that the elevations show in these plans:
1. are prepared on the basis of the approved building plans for the Development as of 22 February 2019; and
2. are in general accordance with the outward appearance of the Development.

發展項目的認可人士證明本圖所顯示的立面：
1. 以2019年2月22日的情況為準的發展項目的經批准的建築圖則為基礎擬備； 及
2. 大致上與該項目的外觀一致。

INFORMATION ON COMMON FACILITIES IN THE DEVELOPMENT
發展項目中的公用設施的資料

Category of Common Facilities 公用設施的類別	Covered 有蓋 sq.m. (sq.ft.) 平方米（平方呎）	Uncovered 露天 sq.m. (sq.ft.) 平方米（平方呎）	Total Area 總面積 sq.m. (sq.ft.) 平方米（平方呎）
Residents' Clubhouse (including any recreational facilities for residents' use) 住客會所（包括供住客使用的任何康樂設施）	1582.388 (17,033)	1726.227 (18,581)	3308.615 (35,614)
Communal garden or play area for residents' use on the roof, or on any floor between the roof and the lowest residential floor, of a building in the Development (whether known as a communal sky garden or otherwise) 位於發展項目中的建築物的天台或在天台和最低一層住宅樓層之間的任何一層的、供住客使用的公用花園或遊樂地方（不論是稱為公用空中花園或有其他名稱）	98.246 (1,058)	0.974 (10)	99.220 (1,068)
Communal garden or play area for residents' use below the lowest residential floor of a building in the development (whether known as a covered and landscaped play area or otherwise) 位於發展項目中的建築物的最低一層住宅樓層以下的、供住客使用的公用花園或遊樂地方（不論是稱為有蓋及園景的遊樂場或有其他名稱）	N/A 不適用	N/A 不適用	N/A 不適用

Note:
The areas in square feet have been converted from square metres based on a conversion rate of 1 square metre = 10.764 square feet and rounded off to the nearest integer.

註：
以平方呎列出的面積由以平方米列出的面積以1平方米 = 10.764平方呎換算並以四捨五入至整數。

INSPECTION OF PLANS AND DEED OF MUTUAL COVENANT
閱覽圖則及公契

1. The address of the website on which a copy of Outline Zoning Plan relating to the Development is available at www.ozp.tpb.gov.hk

2. (a) Copy of the latest draft of every deed of mutual covenant in respect of the specified residential property as at the date on which the specified residential property is offered to be sold is available for inspection at the place at which the specified residential property is offered to be sold.
   (b) The inspection is free of charge.

1. 關乎本發展項目的分區計劃大綱圖的文本供閱覽的互聯網網站的網址為 www.ozp.tpb.gov.hk

2. (a) 指明住宅物業的每一公契在將指明住宅物業提供出售的日期的最新擬稿的文本存放在指明住宅物業的售樓處，以供閱覽。
   (b) 無須為閱覽付費。

FITTINGS, FINISHES AND APPLIANCES
裝置、裝修物料及設備

Tower 1, 2, 3 & 5 and Block H17-H18, H19-H20 & H21 第1、2、3及5座及第H17-H18、H19-H20及H21座

1. Exterior Finishes

Item	Description
(a) External Wall	Natural stones, ceramic tiles, curtain wall, aluminium cladding, metal grille, aluminium louver and external paint.
(b) Window	Except the following flats, aluminium window frame with fluorocarbon coating, fixed with tinted glass except obscured tinted glass for bathrooms, toilets and utility rooms (if provided). For the following flats, aluminium window frame with fluorocarbon coating fixed with tinted glass, and aluminium window frame with fluorocarbon coating fixed with Insulated Glass Unit (IGU) with low-e coating: - Flat H17-A, H17-B and H18-A at 1/F, 2/F, 3/F and 5/F of Block H17-H18 - Flat H19-A and H20-A at 1/F, 2/F, 3/F and 5/F of Block H19-H20 - Flat H21-A and H21-B at 1/F, 2/F, 3/F and 5/F of Block H21 Aluminium window frame with fluorocarbon coating fixed with Insulated Glass Unit (IGU) with low-e coating is used for curtain wall.
(c) Bay Window	Not Applicable
(d) Planter	Not Applicable
(e) Verandah or Balcony	Balconies are fitted with laminated glass balustrade with top railing. Walls are finished with ceramic tiles and aluminium cladding (if provided). Floors are finished with porcelain tiles. Ceilings are finished with external paint. All balconies are covered. There is no verandah.
(f) Drying Facilities for Clothing	Not applicable

1. 外部裝修物料

細項	描述
(a) 外牆	天然石材、瓷磚、幕牆、鋁質飾面板、金屬格柵，鋁百葉及外牆油漆。
(b) 窗	除了下列單位外，選用氟碳塗層鋁質窗框配有色玻璃，除浴室、衛生間及工作房(如有)配不透明有色玻璃。 下列單位選用氟碳塗層鋁質窗框配有色玻璃，及氟碳塗層鋁質窗框配雙層中空低輻射鍍膜玻璃： - 第H17-H18座1樓，2樓，3樓及5樓的H17-A，H17-B及H18-A單位 - 第H19-H20座1樓，2樓，3樓及5樓的H19-A及H20-A單位 - 第H21座1樓，2樓，3樓及5樓的H21-A及H21-B單位 幕牆窗採用氟碳塗層鋁質窗框配雙層中空低輻射鍍膜玻璃。
(c) 窗台	不適用
(d) 花槽	不適用
(e) 陽台或露台	露台裝設夾層玻璃欄杆連頂扶手。 牆身鋪砌瓷磚及鋁質飾面板（如有）。 地台鋪砌高溫瓷質磚。 天花板髹外牆油漆。 所有露台均有蓋。 不設陽台。
(f) 乾衣設施	不適用

Tower 1, 2, 3 & 5 and Block H17-H18, H19-H20 & H21 第1、2、3及5座及第H17-H18、H19-H20及H21座

2. Interior Finishes

Item	Description
(a) Lobby	**Entrance Lobbies at G/F:** Walls are finished with natural stone, wood veneer, stainless steel and glass on exposed surfaces. Floors are finished with natural stone on exposed surfaces. Ceilings are finished with gypsum board in emulsion paint and stainless steel. **Entrance Lobbies at B/F:** Walls are finished with natural stone, wood veneer and stainless steel on exposed surfaces. Floors are finished with natural stone on exposed surfaces. Ceilings are finished with gypsum board in emulsion paint. **Lobbies at Residential Floors:** Walls are finished with natural stone, wood veneer, plastic laminate, stainless steel and glass on exposed surfaces. Floors are finished with tiles on exposed surfaces, except lift lobby of Flat A at 1/F-3/F, 5/F-12/F and 15/F-16/F and Flat B at 1/F-3/F, 5/F-12/F and 15/F of Tower 1 floors are finished with natural stone and stainless steel strip on exposed surfaces. Ceilings are finished with gypsum board in emulsion paint.
(b) Internal wall and ceiling	**Living/Dining Rooms and Bedrooms:** Except the following flats, walls are finished with emulsion paint on exposed surfaces. For the living / dining room in the following flats, walls are finished with mirror, plastic laminate and emulsion paint on exposed surfaces: - Flat D and G at G/F of Tower 1 - Flat C, D and G at 1/F-3/F, 5/F-12/F and 15/F of Tower 1 - Flat B at G/F of Tower 2 - Flat B, C, G and H at 1/F-3/F, 5/F-12/F and 15/F-16/F of Tower 2 - Flat E, F, G, H, J and K at G/F of Tower 3 - Flat B, D, E, F, G, H, J, K and L at 1/F-3/F, 5/F-12/F and 15/F-16/F of Tower 3 - Flat C, D, E, F and G at G/F of Tower 5 - Flat B, C, D, E, F, G and K at 1/F-3/F and 5/F-12/F of Tower 5 - Flat H17-B, H18-B, H19-B, H20-B and H21-B at 1/F-3/F and 5/F of Block H17-H18, H19-H20 and H21 Ceilings are finished with emulsion paint where exposed; gypsum board bulkheads and false ceilings are finished with emulsion paint.
(c) Internal floor	**Living/Dining Rooms and Bedrooms:** Floors are finished with engineered timber flooring and timber skirting on exposed surfaces with natural stone border and stainless steel strip along the edge where glass doors are provided for access to balconies, utility platforms, flat roofs and private gardens.

2. 室內裝修物料

細項	描述
(a) 大堂	**地下入口大堂：** 牆身外露位置鋪砌天然石材、木皮飾面、不銹鋼及玻璃。 地台外露位置鋪砌天然石材。 天花板鋪設髹上乳膠漆的石膏板及不銹鋼。 **地庫入口大堂：** 牆身外露位置鋪砌天然石材、木皮飾面及不銹鋼。 地台外露位置鋪砌天然石材。 天花板鋪設髹上乳膠漆的石膏板。 **住宅層大堂：** 牆身外露位置鋪砌天然石材、木皮飾面、膠板、不銹鋼及玻璃。 地台外露位置鋪砌瓷磚，除第1座1樓至3樓，5樓至12樓及15樓至16樓A單位升降機大堂及1樓至3樓，5樓至12樓及15樓B單位升降機大堂地台外露位置鋪砌天然石材及不銹鋼條。 天花板鋪設髹上乳膠漆的石膏板。
(b) 內牆及天花板	**客/飯廳及睡房：** 除了下列單位外，牆身外露位置髹上乳膠漆。 下列單位的客/飯廳，牆身外露位置鋪設鏡、膠板及髹上乳膠漆： - 第1座地下的D及G單位 - 第1座1樓至3樓，5樓至12樓及15樓的C、D及G單位 - 第2座地下的B單位 - 第2座1樓至3樓，5樓至12樓及15至16樓的B、C、G及H單位 - 第3座地下的E、F、G、H、J及K單位 - 第3座1樓至3樓，5樓至12樓及15樓至16樓的B、D、E、F、G、H、J、K及L單位 - 第5座地下的C、D、E、F及G單位 - 第5座1樓至3樓及5樓至12樓的B、C、D、E、F、G及K單位 - 第H17-H18，H19-H20及H21座1樓至3樓及5樓的H17-B、H18-B、H19-B、H20-B及H21-B單位 天花板外露位置髹上乳膠漆；石膏板假樑及假天花位置髹上乳膠漆。
(c) 內部地板	**客/飯廳及睡房：** 地台外露位置鋪砌複合木地板及木地腳線。通往露台、工作平台、平台及私人花園的玻璃門之地台靠邊部分鋪砌天然石材及不銹鋼條。

Tower 1, 2, 3 & 5 and Block H17-H18, H19-H20 & H21 第1、2、3及5座及第H17-H18、H19-H20及H21座

2. Interior Finishes

Item	Description
(d) Bathroom	**Master Bathrooms:** Except the following flats, walls are finished with natural stone and mirror on exposed surfaces up to the false ceiling. Floors are finished with porcelain tiles where exposed. For the following flats, walls are finished with natural stone on exposed surfaces up to the false ceiling. Floors are finished with porcelain tiles where exposed: - Flat B at G/F of Tower 1 - Flat A & C at 1/F-3/F, 5/F -12/F and 15/F-16/F of Tower 3 - Flat A & B at 1/F-3/F & 5/F-12/F of Tower 5 For the following flats, walls are finished with natural stone and mirror on exposed surfaces up to the false ceiling. Floors are finished with natural stone where exposed: - Flat A, B & C at 16/F of Tower 1 - Flat B & C at 17/F of Tower 2 - Flat A & E at 17/F of Tower 3 - Flat B at 15/F of Tower 5 For the following flats, walls are finished with natural stone on exposed surfaces up to the false ceiling. Floors are finished with natural stone where exposed: - Flat A at 17/F of Tower 2 - Flat B, C & D at 17/F of Tower 3 - Flat A, C, D & E at 15/F of Tower 5 Ceilings are finished with gypsum board with emulsion paint and aluminum panels. **Bathrooms, Bathrooms 1, Bathrooms 2 & Bathrooms 3:** Except the following flats, walls are finished with natural stone and mirror on exposed surfaces up to the false ceiling. Floors are finished with porcelain tiles where exposed. For the following flats, walls are finished with natural stone on exposed surfaces up to the false ceiling. Floors are finished with porcelain tiles where exposed: - Bathroom 1 of Flat E at G/F of Tower 3 - Bathroom of Flat B at 1/F-3/F, 5/F-12/F & 15/F-16/F of Tower 3 - Bathroom of Flat A at 1/F-3/F & 5/F-12/F of Tower 5 For the following flats, walls are finished with natural stone and mirror on exposed surfaces up to the false ceiling. Floors are finished with natural stone where exposed: - Bathroom 1, bathroom 2 & bathroom 3 of Flat A, bathroom 2 of Flat C at 16/F of Tower 1 - Bathroom 1 of Flat A, bathroom 1 of Flat B and bathroom 1 & bathroom 2 of Flat C at 17/F of Tower 2 - Bathroom of Flat A, bathroom of Flat B, bathroom of Flat C, bathroom of Flat D and bathroom of Flat E at 17/F of Tower 3 - Bathroom of Flat B, bathroom of Flat C, bathroom of Flat D & bathroom of Flat E at 15/F of Tower 5 For the following flats, walls are finished with natural stone on exposed surfaces up to the false ceiling. Floors are finished with natural stone where exposed: - Bathroom of Flat B, bathroom 1 of Flat C at 16/F of Tower 1 - Bathroom 2 of Flat A at 17/F of Tower 2 - Bathroom of Flat A at 15/F of Tower 5 Ceilings are finished with gypsum board with emulsion paint and aluminum panel.

2. 室內裝修物料

細項	描述
(d) 浴室	**主人浴室：** 除了下列單位外，牆身外露位置鋪砌天然石材及鏡至假天花高度。地台外露位置鋪砌高溫瓷質磚。 下列單位牆身外露位置鋪砌天然石材至假天花高度。地台外露位置鋪砌高溫瓷質磚： - 第1座地下的B單位 - 第3座1樓至3樓、5樓至12樓、 15樓至16樓的A及C單位 - 第5座1樓至3樓、5樓至12樓的A及B單位 下列單位牆身外露位置鋪砌天然石材及鏡至假天花高度。地台外露位置鋪砌天然石材： - 第1座16樓的A、B及C單位 - 第2座17樓的B及C單位 - 第3座17樓的A及E單位 - 第5座15樓的B單位 下列單位牆身外露位置鋪砌天然石材至假天花高度。地台外露位置鋪砌天然石材： - 第2座17樓的A單位 - 第3座17樓的B、C及D單位 - 第5座15樓的A、 C、D及E單位 天花板鋪設髹上乳膠漆的石膏板及鋁板。 **浴室、浴室1、浴室2及浴室3：** 除了下列單位外，牆身外露位置鋪砌天然石材及鏡至假天花高度。地台外露位置鋪砌高溫瓷質磚。 下列單位牆身外露位置鋪砌天然石材至假天花高度。地台外露位置鋪砌高溫瓷質磚： - 第3座地下的E單位的浴室1 - 第3座1樓至3樓、5樓至12樓、15樓至16樓的B單位的浴室 - 第5座1樓至3樓及5樓至12樓的A單位的浴室 下列單位牆身外露位置鋪砌天然石材及鏡至假天花高度。地台外露位置鋪砌天然石材： - 第1座16樓的A單位的浴室1、浴室2及浴室3及C單位的浴室2 - 第2座17樓的A單位的浴室1、B單位的浴室1、C單位的浴室1及浴室2 - 第3座17樓的A單位的浴室、B單位的浴室、C單位的浴室、D單位的浴室及E單位的浴室 - 第5座15樓的B單位的浴室、C單位的浴室、D單位的浴室及E單位的浴室 下列單位牆身外露位置鋪砌天然石材至假天花高度。地台外露位置鋪砌天然石材： - 第1座16樓的B單位的浴室及C單位的浴室1 - 第2座17樓的A單位的浴室2 - 第5座15樓的A單位的浴室 天花板鋪設髹上乳膠漆的石膏板及鋁板。

Tower 1, 2, 3 & 5 and Block H17-H18, H19-H20 & H21 第1、2、3及5座及第H17-H18、H19-H20及H21座

2. Interior Finishes

Item	Description
(e) Kitchen	**Kitchens (Non-open Kitchens):** Walls are finished with natural stone and stainless steel on exposed surfaces up to false ceilings. Floors are finished with natural stone on exposed surfaces. Ceilings are finished with aluminum panels. Cooking benches are finished with solid surfacing materials. **Open Kitchens:** Walls are finished with natural stone, stainless steel and emulsion paint on exposed surfaces up to false ceilings. Floors are finished with engineered timber flooring on exposed surfaces. Ceilings are finished with emulsion paint where exposed; gypsum board bulkheads are finished with emulsion paint. Cooking benches are finished with solid surfacing materials.

2. 室內裝修物料

細項	描述
(e) 廚房	**廚房（非開放式廚房）：** 牆身外露位置鋪砌天然石材及不銹鋼至假天花高度。 地台外露位置鋪砌天然石材。 天花板鋪設鋁板。 廚房檯面鋪設實體面材。 **開放式廚房：** 牆身外露位置鋪砌天然石材、不銹鋼板及髹上乳膠漆至假天花高度。 地台外露位置鋪砌複合木地板。 天花外露位置髹上乳膠漆；石膏板假樑位置髹上乳膠漆。 廚房檯面鋪設實體面材。

Tower 1, 2, 3 & 5 and Block H17-H18, H19-H20 & H21 第1、2、3及5座及第H17-H18、H19-H20及H21座

3. Interior Fittings

Item	Description
(a) Door	**Main Entrance:** Except the following flats, solid core fire rated timber door with wood veneer finishes fitted with lockset, handle, door closer, door chain, eye viewer and door stopper. For the following flat, solid core fire rated timber door with wood veneer finishes fitted with lockset, handle, door closer, door chain, eye viewer and door stopper at Main Entrance Door (Interior). Aluminium framed glass door, fitted with lockset and handle at Main Entrance Door (Exterior): - Flat B at G/F of Tower 1 For the following flat, solid core fire rated timber door with wood veneer finishes fitted with lockset, handle, door closer and door stopper at Main Entrance Door (Interior). Solid core fire rated timber door with wood veneer finishes fitted with lockset, handle, door closer, door chain, eye viewer and door stopper at Main Entrance Door (Exterior): - Flat F at G/F of Tower 2 For the following flats, solid core fire rated timber door with wood veneer finishes fitted with lockset, handle, door closer, door chain, eye viewer and door stopper at Main Entrance Door (Interior) and Main Entrance Door (Exterior): - Flat A at 1/F-3/F, 5/F-12/F and 15/F-16/F of Tower 1 - Flat B at 1/F-3/F, 5/F-12/F and 15/F of Tower 1 **Master Bedrooms and Bedrooms:** Hollow core timber door with wood veneer finishes fitted with lockset, handle and door stopper. **Kitchens:** Solid core fire rated timber door with wood veneer finishes, fitted with fire-rated glass panel, handle, door closer and door stopper. **Master Bathrooms, Bathrooms, Bathrooms 1, Bathrooms 2 & Bathroom 3:** Except the following flats, hollow core timber door with wood veneer finishes fitted with lockset, robe hook, handle and door stopper. For the following flats, master bathrooms are installed with hollow core timber door with wood veneer, mirror and stainless-steel strip fitted with lockset, robe hook, handle and door stopper: - Flat A at 1/F-3/F, 5/F-12/F ,15/F-16/F of Tower 3 - Flat D at 17/F of Tower 3 - Flat A at 1/F-3/F, 5/F-12/F of Tower 5 - Flat A, C, D & E at 15/F of Tower 5 For the following flats, master bathrooms are installed with hollow core timber door with wood veneer, fitted with timber louver, lockset, robe hook, handle and door stopper: - Flat B at 16/F of Tower 1 - Flat C at 17/F of Tower 2 - Flat E at 17/F of Tower 3

3. 室內裝置

細項	描述
(a) 門	**主要入口：** 除了下列單位，實心防火木門配以木皮飾面，配置門鎖、門柄、氣鼓、防盜鏈、防盜眼及門頂。 下列單位主要入口大門(室內)實心防火木門配以木皮飾面，配置門鎖、門柄、氣鼓、防盜鏈、防盜眼及門頂。主要入口大門(室外) 鋁框玻璃門，配置門鎖及門柄： - 第1座地下的B單位 下列單位主要入口大門(室內)實心防火木門配以木皮飾面，配置門鎖、門柄、氣鼓及門頂。主要入口大門(室外) 實心防火木門配以木皮飾面，配置門鎖、門柄、氣鼓、防盜鏈、防盜眼及門頂： - 第2座地下的F單位 下列單位主要入口大門(室內)及主要入口大門(室外)實心防火木門配以木皮飾面，配置門鎖、門柄、氣鼓、防盜鏈、防盜眼及門頂： - 第1座1樓至3樓、5樓至12樓及15樓至16樓的A單位 - 第1座1樓至3樓、5樓至12樓及15樓的B單位 **主人睡房及睡房：** 空心木門配以木皮飾面，配置門鎖、門柄及門頂。 **廚房：** 實心防火木門配以木皮飾面，裝設防火玻璃視窗、門柄、氣鼓及門頂。 **主人浴室、浴室、浴室1、浴室2及浴室3：** 除了下列單位外，空心木門配以木皮飾面，配置門鎖、掛衣鈎、門柄及門頂。 下列單位主人浴室裝設空心木門配以木皮飾面、鏡及不銹鋼條，配置門鎖、掛衣鈎、門柄及門頂： - 第3座1樓至3樓、5樓至12樓及15樓至16樓的A單位 - 第3座17樓的D單位 - 第5座1樓至3樓及5樓至12樓的A單位 - 第5座15樓的A、C、D及E單位 下列單位主人浴室裝設空心木門配以木皮飾面、配置木百葉、門鎖、掛衣鈎、門柄及門頂： - 第1座16樓的B單位 - 第2座17樓的C單位 - 第3座17樓的E單位

Tower 1, 2, 3 & 5 and Block H17-H18, H19-H20 & H21 第1、2、3及5座及第H17-H18、H19-H20及H21座

3. Interior Fittings

Item	Description
(a) Door	For the following flats, master bathrooms are installed with hollow core timber door with wood veneer, mirror, stainless steel strip, fitted with timber louver, lockset, robe hook, handle and door stopper: - Flat B at G/F of Tower 1 - Flat A at 17/F of Tower 2 - Flat E at G/F of Tower 3 - Flat C at 1/F-3/F, 5/F-12/F ,15/F-16/F of Tower 3 - Flat B & C at 17/F of Tower 3 - Flat B at 1/F-3/F, 5/F-12/F of Tower 5 For the following flat, bathrooms are installed with hollow core timber door with wood veneer, mirror and stainless steel strip, fitted with lockset, robe hook, handle and door stopper: - Bathroom 1 of Flat C at 16/F of Tower 1 - Bathroom of Flat A at 1/F-3/F, 5/F-12/F of Tower 5 - Bathroom of Flat A at 15/F of Tower 5 For the following flats, bathrooms are installed with hollow core timber door with wood veneer, fitted with timber louver, lockset, robe hook, handle and door stopper: - Bathroom 2 of Flat A, bathroom 1 of Flat B, bathroom of Flat G & bathroom of Flat H at G/F of Tower 1 - Bathroom 2 of Flat A, bathroom 1 & bathroom 2 of Flat B, bathroom of Flat C, bathroom of Flat G & bathroom of Flat H at 1/F-3/F, 5/F-12/F & 15/F of Tower 1 - Bathroom 2 & bathroom 3 of Flat A and bathroom 2 of Flat C at 16/F of Tower 1 - Bathroom of Flat A, bathroom of Flat B, bathroom of Flat C and bathroom of Flat H at G/F of Tower 2 - Bathroom of Flat A, bathroom of Flat B, bathroom of Flat C, bathroom of Flat G and bathroom of Flat H at 1/F-3/F, 5/F-12/F & 15/F-16/F of Tower 2 - Bathroom 1 of Flat B & bathroom 2 of Flat C at 17/F of Tower 2 - Bathroom 2 of Flat E, bathroom of Flat F, bathroom of Flat G, bathroom of Flat J and bathroom of Flat K at G/F of Tower 3 - Bathroom of Flat C, bathroom of Flat D, bathroom of Flat E, bathroom of Flat F, bathroom of Flat G, bathroom of Flat J and bathroom of Flat K at 1/F-3/F, 5/F-12/F and 15/F-16/F of Tower 3 - Bathroom of Flat A, bathroom of Flat B, bathroom of Flat C, bathroom of Flat D and bathroom of Flat E at 17/F of Tower 3 - Bathroom of Flat E, bathroom of Flat F and bathroom of Flat G at G/F of Tower 5 - Bathroom of Flat E, bathroom of Flat F and bathroom of Flat G at 1/F-3/F & 5/F-12/F of Tower 5 - Bathroom of Flat B and bathroom of Flat D at 15/F of Tower 5 For the following flats, bathrooms are installed with hollow core timber door with wood veneer, fitted with timber louver, mirror and stainless steel strip fitted with lockset, robe hook, handle and door stopper: - Bathroom of Flat B at 16/F of Tower 1 - Bathroom 2 of Flat A at 17/F of Tower 2 - Bathroom of Flat B at 1/F-3/F, 5/F-12/F ,15/F-16/F of Tower 3

3. 室內裝置

細項	描述
(a) 門	下列單位主人浴室裝設空心木門配以木皮飾面、鏡、不銹鋼飾條，配置木百葉、門鎖、掛衣鈎、門柄及門頂： - 第1座地下的B單位 - 第2座17樓的A單位 - 第3座地下的E單位 - 第3座1樓至3樓、5樓至12樓及15樓至16樓的C單位 - 第3座17樓的B及C單位 - 第5座1樓至3樓及5樓至12樓的B單位 下列單位浴室裝設空心木門配以木皮飾面、鏡及不銹鋼飾條，配置門鎖、掛衣鈎、門柄及門頂： - 第1座16樓的C單位的浴室1 - 第5座1樓至3樓及5樓至12樓的A單位的浴室 - 第5座15樓的A單位的浴室 下列單位浴室裝設空心木門配以木皮飾面，配置木百葉、門鎖、掛衣鈎、門柄及門頂： - 第1座地下的A單位的浴室2、B單位的浴室1、G單位的浴室及H單位的浴室 - 第1座1樓至3樓、5樓至12樓及15樓的A單位的浴室2、B單位的浴室1及浴室2、C單位的浴室、G單位的浴室及H單位的浴室 - 第1座16樓的A單位的浴室2及浴室3及C單位的浴室2 - 第2座地下的A單位的浴室、B單位的浴室及C單位的浴室及H單位的浴室 - 第2座1樓至3樓、5樓至12樓及15樓至16樓的A單位的浴室、B單位的浴室、C單位的浴室、G單位的浴室及H單位的浴室 - 第2座17樓的B單位的浴室1及C單位的浴室2 - 第3座地下的E單位的浴室2、F單位的浴室、G單位的浴室、J單位的浴室及K單位的浴室 - 第3座1樓至3樓、5樓至12樓及15樓至16樓的C單位的浴室、D單位的浴室、E單位的浴室、F單位的浴室、G單位的浴室、J單位的浴室及K單位的浴室 - 第3座17樓的A單位的浴室、B單位的浴室、C單位的浴室、D單位的浴室及E單位的浴室 - 第5座地下的E單位的浴室、F單位的浴室及G單位的浴室 - 第5座1樓至3樓、5樓至12樓的E單位的浴室、F單位的浴室及G單位的浴室 - 第5座15樓的B單位的浴室及D單位的浴室 下列單位浴室裝設空心木門配以木皮飾面、鏡及不銹鋼飾條，配置木百葉、門鎖、掛衣鈎、門柄及門頂： - 第1座16樓的B單位的浴室 - 第2座17樓的A單位的浴室2 - 第3座1樓至3樓、5樓至12樓及15樓至16樓的B單位的浴室

Tower 1, 2, 3 & 5 and Block H17-H18, H19-H20 & H21 第1、2、3及5座及第H17-H18、H19-H20及H21座

3. Interior Fittings

Item	Description
(a) Door	**Utility Rooms:** Hollow core timber door with wood veneer, fitted with timber louver, lockset, handle and door stopper **Store Rooms:** Hollow core timber door with wood veneer, fitted with lockset, handle and door stopper. **Toilets:** Aluminium door fitted with glass panel, aluminium louver, lockset and handle. **Powder Rooms:** Hollow core timber door with wood veneer, fitted with timber louver, lockset, handle and door stopper. **Doors to Private Garden:** Except the following flats, folding doors of fluorocarbon coated aluminium frame fitted with glass, lockset and handle are provided. For the following flats, folding doors and swing doors of fluorocarbon coated aluminium frame fitted with glass, lockset and handle are provided: - Flat D and E at G/F of Tower 1 - Flat E and F at G/F of Tower 2 - Flat D at G/F of Tower 5 **Balcony:** Except balcony in the following flats, are installed with sliding doors of fluorocarbon coated aluminium frame fitted with glass, lockset and handle are provided at the balcony. The following balcony in the flats, are installed with folding doors of fluorocarbon coated aluminium frame fitted with glass, lockset and handle: - Flat A, B & C at 16/F of Tower 1 - Flat A, B & C at 17/F of Tower 2 - Flat A, B, C, D & E at 17/F of Tower 3 - Flat A, B, C, D & E at 15/F of Tower 5 **Doors to Flat Roof :** Except flat roof in the following flats, are installed with folding doors of fluorocarbon coated aluminium frame fitted with glass, lockset and handle. The following flat roof in the flats, sliding doors of fluorocarbon coated aluminium frame fitted with glass, lockset and handle:- - Flat B at 1/F of Tower 1 - Flat H17-A, H18-A, H19-A, H20-A and H21-A at 1/F of Block H17-H18, H19-H20 and H21 The following flats, doors of fluorocarbon coated aluminium frame fitted with glass, lockset and handle are provided at the flat roof:- - Flat C & D at 1/F of Tower 3 - Flat H & J at 1/F of Tower 5 **Doors to Roof:** Aluminium framed glass doors fitted with lockset and handle are provided. **Utility Platform:** Aluminium framed glass doors fitted with lockset and handle are provided.

3. 室內裝置

細項	描述
(a) 門	**工作房：** 空心木門配以木皮飾面，配置木百葉、門鎖、門柄及門頂。 **儲物房：** 空心木門配以木皮飾面，配置門鎖、門柄及門頂。 **衛生間：** 鋁門，配置玻璃板、鋁百葉、門鎖及門柄。 **化妝間：** 空心木門配以木皮飾面，配置木百葉、門鎖、門柄及門頂。 **通往私人花園門：** 除了下列單位外，裝設氟碳塗層鋁框玻璃摺門，配置門鎖及門柄。 下列單位裝設氟碳塗層鋁框玻璃摺門及掩門，配置門鎖及門柄： - 第1座地下的D及E單位 - 第2座地下的E及F單位 - 第5座地下的D單位 **露台：** 除了下列單位露台外，裝設氟碳塗層鋁框玻璃趟門，配置門鎖及門柄。 下列單位露台裝設氟碳塗層鋁框玻璃摺門，配置門鎖及門柄： - 第1座16樓A、B及C單位 - 第2座17樓A、B及C單位 - 第3座17樓A、B、C、D及E單位 - 第5座15樓A、B、C、D及E單位 **通往平台門：** 除了下列單位平台外，裝設氟碳塗層鋁框玻璃摺門，配置門鎖及門柄。 下列單位平台裝設氟碳塗層鋁框玻璃趟門，配置門鎖及門柄： - 第1座1樓B單位 - 第H17-H18、H19-H20及H21座1樓的H17-A、H18-A、H19-A、H20-A及H21-A單位 下列單位平台裝設氟碳塗層鋁框玻璃掩門，配置門鎖及門柄： - 第3座1樓C及D單位 - 第5座1樓H及J單位 **通往天台門：** 鋁框玻璃門，配置門鎖及門柄。 **工作平台：** 鋁框玻璃門，配置門鎖及門柄。

Tower 1, 2, 3 & 5 and Block H17-H18, H19-H20 & H21 第1、2、3及5座及第H17-H18、H19-H20及H21座

3. Interior Fittings

Item	Description
(b) Bathroom	Wooden mirror cabinets with mirror, stainless steel, plastic laminate and wood veneer. Wooden vanity counters with stainless steel, wood veneer and plastic laminate. Natural stone counter top. Vitreous china water closet, vitreous china wash basin with chrome plated basin mixer. For appliances brand name and model number, please refer to the "Appliances Schedule". For water supply system, please refer to the field "Water Supply" below. **Master Bathrooms:** Except the following flats, enameled cast iron bathtub in size of 1500mm(L) x 700mm(W) x 418mm(H) with chrome plated mixer and shower set are fitted. For the following flats, enameled cast iron bathtub in size of 1800mm(L) x 800mm(W) x 450mm(H) with chrome plated mixer and shower set are fitted: - Master Bathroom at Flat A and B at 16/F of Tower 1 For the following flats, shower compartment fitted with chrome plated shower set and shower head: - Flat A&B at G/F-3/F, 5/F-12/F and 15/F-16/F and Flat C at 16/F of Tower 1 - Flat A, B&C at 17/F of Tower 2 - Flat A, B&C at 17/F of Tower 3 - Flat C, D&E at 15/F of Tower 5 Except the following flats, chrome plated toilet paper holder, chrome plated towel bar, robe hook are fitted. For the following flats, chrome plated toilet paper holder, heated towel rack, robe hook and pivot mirror are fitted: - Flat A, B & C at 16/F of Tower 1 - Flat B & C at 17/F of Tower 2 For the following flats, chrome toilet paper holder, chrome plated towel bar and pivot mirror are fitted: - Flat A at 17/F of Tower 2 - Flat A, B, C, D and E at 17/F of Tower 3 - Flat A, B, C, D and E at 15/F of Tower 5 **Bathrooms:** Except the following flats, enameled cast iron bathtub in size of 1500mm(L) x 700mm(W) x 418mm(H) with chrome plated mixer and shower set are fitted. For the following flats, shower compartment fitted with chrome plated shower set and shower head: - Flat F & G at G/F-3/F, 5/F-12/F and 15/F-16/F of Tower 3 - Flat E at 1/F-3/F, 5/F-12/F and 15/F-16/F of Tower 3 - Flat E & F at G/F-3/F and 5/F-12/F of Tower 5 Chrome plated toilet paper holder and chrome plated towel bar.

3. 室內裝置

細項	描述
(b) 浴室	木製鏡櫃配以鏡、不銹鋼、膠板及木皮飾面。 木製洗手盆配以不銹鋼、木皮飾面及膠板。天然石材檯面。 陶瓷坐廁、陶瓷洗手盆配鍍鉻水龍頭。 有關設備品牌名稱及型號，請閱「設備說明表」。 有關供水系統，請閱「供水」一欄。 **主人浴室：** 除了下列單位外，裝設1500毫米(長) x 700毫米(闊) x 418毫米(高)搪瓷鑄鐵浴缸、鍍鉻水龍頭及淋浴套裝。 下列單位裝設1800毫米(長) x 800毫米(闊) x 450毫米(高) 搪瓷鑄鐵浴缸、鍍鉻水龍頭及淋浴套裝： - 第1座16樓的A及B單位的主人浴室 下列單位淋浴間裝設鍍鉻淋浴套裝及花灑： - 第1座地下至3樓、5樓至12樓及15樓至16樓的A及B單位及16樓的C單位 - 第2座17樓的A、B及C單位 - 第3座17樓的A、B及C單位 - 第5座15樓的C、D及E單位 除了下列單位，裝設鍍鉻廁紙架、鍍鉻毛巾架及掛衣鈎。 下列單位裝設鍍鉻廁紙架、電熱毛巾架、掛衣鈎及化妝鏡。 - 第1座16樓的A、B及C單位 - 第2座17樓的B及C單位 下列單位裝設鍍鉻廁紙架、鍍鉻毛巾架及化妝鏡。 - 第2座17樓的A單位 - 第3座17樓的A、B、C、D及E單位 - 第5座15樓的A、B、C、D及E單位 **浴室：** 除了下列單位外，裝設1500毫米(長) x 700毫米(闊) x 418毫米(高)搪瓷鑄鐵浴缸、鍍鉻水龍頭及淋浴套裝。 下列單位淋浴間裝設鍍鉻淋浴套裝及花灑： - 第3座地下至3樓、5樓至12樓及15樓至16樓的F及G單位 - 第3座1樓至3樓、5樓至12樓及15樓至16樓的E單位 - 第5座地下至3樓及5至12樓的E及F單位 裝設鍍鉻廁紙架及鍍鉻毛巾架。

Tower 1, 2, 3 & 5 and Block H17-H18, H19-H20 & H21 第1、2、3及5座及第H17-H18、H19-H20及H21座

3. Interior Fittings

Item	Description
(c) Kitchen	Stainless steel sink and chrome plated sink mixer. Kitchen is equipped with wooden cabinets fitted with high gloss lacquer door panels and plastic laminated door panels. The following flats are fitted with the following fire services installations and equipment: sprinkler heads fitted in open kitchen and smoke detectors near open kitchen, please refer to "Schedule of Mechanical & Electrical Provisions - Fire Services Installation of Open Kitchen" below for the location and number of provisions:

Tower	Floor	Flat
Tower 1	G/F	D and G
	1/F-3/F, 5/F-12/F and 15/F	C, D and G
Tower 2	G/F	B and C
	1/F-3/F, 5/F-12/F and 15/F-16/F	B, C, G and H
Tower 3	G/F	E, F, G, H, J and K
	1/F-3/F, 5/F-12/F and 15/F-16/F	B, D, E, F, G, H, J, K and L
Tower 5	G/F	C, D, E, F and G
	1/F-3/F and 5/F-12/F	B, C, D, E, F, G and K
Block H17-H18, H19-H20 and H21	1/F-3/F and 5/F	H17-A, H17-B, H18-A, H18-B, H19-A, H19-B, H20-A, H20-B 和 H21-B

For appliances brand name and model number, please refer to the "Appliances Schedule" below.

For water supply system, please refer to the fields "Water Supply" below.

(d) Bedroom	No fitting provided.
(e) Telephone	Please refer to "Schedule of Mechanical & Electrical Provisions" below for the location and number of connection points.
(f) Aerials	Please refer to "Schedule of Mechanical & Electrical Provisions" below for the location and number of connection points.

3. 室內裝置

細項	描述
(c) 廚房	不銹鋼洗滌盆配鍍鉻水龍頭。 廚房裝設木製廚櫃配以高亮光漆面門板及膠板面門板。 下列單位配置以下消防裝置及設備：開放式廚房內的花灑頭及開放式廚房附近的煙霧偵測器，裝置的位置和數目請參閱下文「機電裝置數量說明表 - 開放式廚房的消防設備」：

座	樓層	單位
第1座	地下	D 和 G
	1樓至3樓，5樓至12樓和15樓	C, D 和 G
第2座	地下	B 和 C
	1樓至3樓，5樓至12樓和15樓至16樓	B, C, G 和 H
第3座	地下	E, F, G, H, J 和 K
	1樓至3樓，5樓至12樓和15樓至16樓	B, D, E, F, G, H, J, K 和 L
第5座	地下	C, D, E, F 和 G
	1樓至3樓和5樓至12樓	B, C, D, E, F, G 和 K
第H17-H18、H19-H20和H21座	1樓至3樓和5樓	H17-A, H17-B, H18-A, H18-B, H19-A, H19-B, H20-A, H20-B 和 H21-B

有關設備品牌名稱及型號，請參閱下文「設備說明表」。

有關供水系統，請參閱「供水」一欄。

(d) 睡房	沒有裝置提供。
(e) 電話	接駁點的位置及數目，請參閱下文「機電裝置數量說明表」。
(f) 天線	接駁點的位置及數目，請參閱下文「機電裝置數量說明表」。

Tower 1, 2, 3 & 5 and Block H17-H18, H19-H20 & H21 第1、2、3及5座及第H17-H18、H19-H20及H21座

3. Interior Fittings

Item	Description
(g) Electrical installations	Single phase electricity supply with miniature circuit breakers distribution board are provided for the following Flats:

Tower	Floor	Flat
Tower 1	G/F	E
	1/F-3/F, 5/F-12/F and 15/F	E
Tower 2	G/F	E, F
	1/F-3/F, 5/F-12/F and15/F-16/F	E, F
Tower 5	1/F-3/F, 5/F-12/F	H, J

Three phase electricity supply with miniature circuit breakers distribution board are provided for the following Flats:

Tower	Floor	Flat
Tower 1	G/F	A, B, D, F, G and H
	1/F-3/F, 5/F-12/F and 15/F	A, B, C, D, F, G and H
	16/F	A, B and C
Tower 2	G/F	A, B, C, D and H
	1/F-3/F, 5/F-12/F and15/F-16/F	A, B, C, D, G and H
	17/F	A, B and C
Tower 3	G/F	E, F, G, H, J and K
	1/F-3/F, 5/F-12/F and 15/F-16/F	A, B, C, D, E, F, G, H, J, K and L
	17/F	A, B, C, D and E
Tower 5	G/F	C, D, E, F and G
	1/F-3/F, 5/F-12/F	A, B, C, D, E, F, G and K
	15/F	A, B, C, D and E
Block H17-H18	1/F-3/F and 5/F	H17-A, H17-B H18-A and H18-B
Block H19-H20	1/F-3/F and 5/F	H19-A, H19-B, H20-A and H20-B
Block H21	1/F-3/F and 5/F	H21-A and H21-B

Conduits are partly concealed and partly exposed*.
Please refer to "Schedule of Mechanical & Electrical Provisions" below for the location and number of power points and air-conditioner points.

*Note: Other than those parts of the conduits concealed within concrete, the rest of them are exposed. Some of the exposed conduits may be covered or hidden by false ceilings, bulkheads, cabinets, claddings, non-concrete walls, pipe ducts or other materials.

3. 室內裝置

細項	描述
(g) 電力裝置	下列單位提供單相電力配電箱並裝有微型斷路器:

座	樓層	單位
第1座	地下	E
	1樓至3樓，5樓至12樓和15樓	E
第2座	地下	E, F
	1樓至3樓，5樓至12樓和15樓至16樓	E, F
第5座	1樓至3樓，5樓至12樓	H, J

下列單位提供三相電力配電箱並裝有微型斷路器:

座	樓層	單位
第1座	地下	A, B, D, F, G 和 H
	1樓至3樓，5樓至12樓和15樓	A, B, C, D, F, G 和 H
	16樓	A, B 和 C
第2座	地下	A, B, C, D 和 H
	1樓至3樓，5樓至12樓和15樓至16樓	A, B, C, D, G 和 H
	17樓	A, B 和 C
第3座	地下	E, F, G, H, J 和 K
	1樓至3樓，5樓至12樓和15樓至16樓	A, B, C, D, E, F, G, H, J, K 和 L
	17/F	A, B, C, D 和 E
第5座	地下	C, D, E, F 和 G
	1樓至3樓，5樓至12樓	A, B, C, D, E, F, G 和 K
	15樓	A, B, C, D 和 E
第H17-H18座	1樓至3樓和5樓	H17-A, H17-B, H18-A 和 H18-B
第H19-H20座	1樓至3樓和5樓	H19-A, H19-B, H20-A 和 H20-B
第H21座	1樓至3樓和5樓	H21-A 和 H21-B

導管是部分隱藏及部分外露*。
電插座及空調機接駁點的位置及數目，請參閱下文「機電裝置數量說明表」。

*備註：除部分隱藏於混凝土內之導管外，其他部分的導管均為外露。外露的導管可能被假天花、假樑、櫃、飾面板、非混凝土牆、管道槽或其他物料遮蓋或掩藏。

Tower 1, 2, 3 & 5 and Block H17-H18, H19-H20 & H21 第1、2、3及5座及第H17-H18、H19-H20及H21座

3. Interior Fittings

Item	Description
(h) Gas supply	Towngas supply pipes are installed at kitchen and connected to gas hob and gas water heater (except for the flats with open kitchens and kitchens in Flat H21-A of Block H21).
(i) Washing machine connection point	Drain point and water point are provided for washing machine. For the location of connection points, please refer to the "Schedule of Mechanical & Electrical Provisions".
(j) Water supply	Copper pipes are used for cold and hot water supply. uPVC pipes are used for flushing water supply system. Water pipes are partly concealed and partly exposed**. Hot water supply is available. **Note: Other than those parts of the pipes concealed within concrete trench, the rest of them are exposed. Some of the exposed pipes may be covered or hidden by false ceilings, bulkheads, cabinets, claddings, non-concrete walls, pipe ducts or other materials.

4. Miscellaneous

Item	Description
(a) Lifts	**TOWERS LIFT:** - 3 "Mitsubishi" passenger lifts (model no.: NexWay-S) Serving B/F, G/F, 1/F to 3/F, 5/F to 12/F and 15 to 16/F of Tower 1 - 1 "Mitsubishi" fireman's lift (model no.: NexWay-S) Serving B/F, G/F, 1/F to 3/F, 5/F to 12/F and 15 to 16/F of Tower 1 - 2 "Mitsubishi" passenger lifts (model no.: NexWay-S) Serving B/F, G/F, 1/F to 3/F, 5/F to 12/F and 15/F to 17/F of Tower 2 - 1 "Mitsubishi" fireman's lifts (model no.: NexWay-S) Serving B/F, G/F, 1/F to 3/F, 5/F to 12/F and 15 to 17/F of Tower 2 - 2 "Mitsubishi" passenger lifts (model no.: NexWay-S) Serving B/F, G/F, 1/F to 3/F, 5/F to 12/F and 15 to 17/F of Tower 3 - 1 "Mitsubishi" fireman's lift (model no.: NexWay-S) Serving B/F, G/F, 1/F to 3/F, 5/F to 12/F and 15 to 17/F of Tower 3 - 2 "Mitsubishi" passenger lifts (model no.: NexWay-S) Serving B/F, G/F, 1/F to 3/F, 5/F to 12/F and 15/F of Tower 5 - 1 "Mitsubishi" fireman's lift (model no.: NexWay-S) Serving B/F, G/F, 1/F to 3/F, 5/F to 12/F and 15/F of Tower 5 - 3 "Mitsubishi" passenger lift (model no.: Elenessa) Serving B/F, G/F, 1/F to 3/F, 5/F of individual tower, from Block H17-H18, H19-H20 and H21 **SHUTTLE LIFT:** - 1 "Mitsubishi " passenger lift (model no.: Elenessa) Serving B/F, LG/F and UG/F (near House 16) - 1 "Mitsubishi" passenger lift (model no.: Elenessa) Serving B/F, LG/F, UG/F and R/F of Clubhouse

The Vendor undertakes that if lifts or appliances of the specified brand name or model number are not installed in the Development, lifts or appliances of comparable quality will be installed.

3. 室內裝置

細項	描述
(h) 氣體供應	廚房裝有煤氣喉，接駁至煤氣煮食爐及煤氣熱水爐 (開放式廚房之單位和第H21座A單位除外)。
(i) 洗衣機接駁點	洗衣機配備來水及去水接駁點。 有關接駁點之位置，請參閱「機電裝置數量說明表」。
(j) 供水	熱水及冷水喉採用銅喉。沖廁水系統採用聚氯乙烯管。水管是部分隱藏及部分外露**。 有熱水供應。 **備註：除部分隱藏於混凝土坑內之水管外，其他部分的水管均為外露。外露的水管可能被假天花、假樑、櫃、飾面板、非混凝土牆、管道槽或其他物料遮蓋或掩藏。

4. 雜項

細項	描述
(a) 升降機	**住宅大樓升降機：** - 3部"三菱"住客升降機（產品型號：NexWay-S） 穿梭第1座地庫、地下、1至3樓、5至12樓及15至16樓 - 1部"三菱"消防員升降機（產品型號：NexWay-S） 穿梭第1座地庫、地下、1至3樓、5至12樓及15至16樓 - 2部"三菱"住客升降機（產品型號：NexWay-S） 穿梭第2座地庫、地下、1至3樓、5至12樓及15至17樓 - 1部"三菱"消防員升降機（產品型號：NexWay-S） 穿梭第2座地庫、地下、1至3樓、5至12樓及15至17樓 - 2部"三菱"住客升降機（產品型號：NexWay-S） 穿梭第3座地庫、地下、1至3樓、5至12樓及15至17樓 - 1部"三菱"消防員升降機（產品型號：NexWay-S） 穿梭第3座地庫、地下、1至3樓、5至12樓及15至17樓 - 2部"三菱"住客升降機（產品型號：NexWay-S） 穿梭第5座地庫、地下、1至3樓、5至12樓及15樓 - 1部"三菱"消防員升降機（產品型號：NexWay-S） 穿梭第5座地庫、地下、1至3樓、5至12樓及15樓 - 3部"三菱"住客升降機（產品型號：Elenessa） 每一部分別穿梭第H17-H18、H19-H20及H21座地庫、地下、1至3樓及5樓 **穿梭升降機：** - 1部"三菱"住客升降機（產品型號：Elenessa） 穿梭地庫、地下低層及地下高層（在獨立屋16號附近） - 1部"三菱"住客升降機（產品型號：Elenessa） 穿梭會所的地庫、地下低層、地下高層及天台

賣方承諾如發展項目中沒有安裝指明的品牌名稱或產品型號的升降機或設備，便會安裝品質相若的升降機或設備。

Tower 1, 2, 3 & 5 and Block H17-H18, H19-H20 & H21 第1、2、3及5座及第H17-H18、H19-H20及H21座

4. Miscellaneous

Item	Description
(b) Letter box	Stainless steel letter box.
(c) Refuse collection	Refuse storage and material recovery box are provided in the common area. Refuse will be collected by cleaner and handle at Refuse Storage Chamber at B/F for removal by refuse vehicle.
(d) Water meter, electricity meter and gas meter	Separate water meter for each residential flat at Tower 1, 2, 3 and 5 is provided at the common Water Meter Cabinet on respective residential floor. Separate water meter for each residential flat at Block H17-H18, H19-H20 and H21 is provided at the common Water Meter Cabinet on B/F. Separate electricity meter for each residential flat is provided at the common Electrical Meter Room / Electrical Meter Cabinet on respective residential floor. Separate towngas meter is installed at kitchen (except open kitchen and kitchens at Flat H21-A of Block H21) of each flat.

5. Security Facilities

Description
CCTV cameras are provided along boundary fence wall, entrance, inside G/F entrance lobby, inside B/F lobby, all lift car cages, carpark entrance and carpark, and connected to the caretaker's quarters. Visitor intercom panel is provided. Octopus card access control system is provided.

6. Appliances

Description
Please refer to "Appliances Schedule" below for brand name and model number of appliances.

The Vendor undertakes that if lifts or appliances of the specified brand name or model number are not installed in the Development, lifts or appliances of comparable quality will be installed.

4. 雜項

細項	描述
(b) 信箱	不銹鋼信箱。
(c) 垃圾收集	垃圾儲存及物料回收箱位於公用地方，由清潔工人收集垃圾並於地庫之垃圾房收集處理，由垃圾車運走。
(d) 水錶、電錶及氣體錶	第1, 2, 3及5座每戶之獨立水錶設於大廈住宅樓層之公共水錶櫃。 第H17-H18、H19-H20及H21座每戶之獨立水錶設於地庫之公共水錶櫃。 每戶之獨立電錶設於大廈住宅樓層之公共電錶房/電錶櫃。 每戶之廚房（開放式廚房之單位和第H21座H-21A單位除外）內均安裝獨立煤氣錶。

5. 保安設施

描述
閉路電視鏡頭裝設於沿邊界之圍牆、入口、地下入口大堂內、地庫大堂內、所有升降機內、停車場入口及停車場，並於保安員宿舍監控。提供訪客對講機系統。提供八達通出入保安系統。

6. 設備

描述
設備之品牌名稱及產品型號請參閱下文「設備說明表」。

賣方承諾如發展項目中沒有安裝指明的品牌名稱或產品型號的升降機或設備，便會安裝品質相若的升降機或設備。

FITTINGS, FINISHES AND APPLIANCES
裝置、裝修物料及設備

House 1-3, 5-12, 15 & 16 獨立屋1至3號、5至12號、15號及16號

1. Exterior Finishes

Item	Description
(a) External Wall	Natural stones, ceramic tiles, aluminium louver and metal grille.
(b) Window	Aluminium window frame with fluorocarbon coating, fixed with tinted glass except obscured glass for bathrooms, master bathrooms, utility rooms. Fire rated glass is fitted for windows in staircase of House 2.
(c) Bay Window	Not Applicable
(d) Planter	Not Applicable
(e) Verandah or Balcony	Not Applicable
(f) Drying Facilities for Clothing	Not Applicable

2. Interior Finishes

Item	Description
(a) Lobby	**Basement Lift Lobby:** Walls are finished with emulsion paint on exposed surfaces. Floors are finished with natural stone on exposed surfaces. Ceilings are finished with emulsion paint where exposed; gypsum board bulkheads and false ceilings are finished with emulsion paint.
(b) Internal wall & ceiling	**Living / Dining Rooms, Bedrooms and Master bedrooms:** Walls are finished with emulsion paint on exposed surfaces. Ceilings are finished with emulsion paint where exposed; gypsum board bulkheads and false ceilings are finished with emulsion paint.
(c) Internal floor	**Living / Dining Rooms:** Floors are finished with natural stone on exposed surfaces with engineering timber skirting. **Bedrooms** Floors are finished with engineering timber flooring on exposed surfaces and engineering timber skirting, natural stone border is fitted along edge of floor adjoining door to flat roof and private garden (if provided).
(d) Bathroom	Walls are finished with natural stone, metal trim and mirror on exposed surfaces up to false ceiling. Floors are finished with natural stone on exposed surfaces. Ceilings are finished with gypsum board in emulsion paint and aluminium panels.
(e) Kitchen	Walls are finished with natural stone, metal trim and glass panel on exposed surface up to the false ceiling. Floors are finished with natural stone on exposed surfaces. Ceilings are finished with gypsum board in emulsion paint and aluminium panels. Cooking benches are finished with solid surfacing materials.

1. 外部裝修物料

細項	描述
(a) 外牆	天然石材、瓷磚、鋁百葉及金屬格柵。
(b) 窗	選用氟碳塗層鋁質窗框配有色玻璃，除浴室、主人浴室及工作房配不透明有色玻璃。 獨立屋2號的樓梯配有防火玻璃。
(c) 窗台	不適用
(d) 花槽	不適用
(e) 陽台或露台	不適用
(f) 乾衣設施	不適用

2. 室內裝修物料

細項	描述
(a) 大堂	**地庫升降機大堂：** 牆身外露位置髹上乳膠漆。 地板外露位置鋪砌天然石材。 天花板外露位置髹上乳膠漆；石膏板假樑及假天花位置髹上乳膠漆。
(b) 內牆及天花板	**客/飯廳、睡房及主人睡房：** 牆身外露位置髹上乳膠漆。 天花板外露位置髹上乳膠漆；石膏板假樑及假天花位置髹上乳膠漆。
(c) 內部地板	**客/飯廳：** 地台外露位置鋪砌天然石材及複合木地腳線。 **睡房：** 地台外露位置鋪砌複合木地板及複合木地腳線。通往平台及私人花園邊沿鋪砌天然石材(如有)。
(d) 浴室	牆身外露位置鋪砌天然石材、金屬飾邊及鏡並鋪至假天花高度。 地板外露位置鋪砌天然石材。 天花板鋪設髹上乳膠漆的石膏板及鋁板。
(e) 廚房	牆身外露位置鋪砌天然石材、金屬飾邊及玻璃板並鋪至假天花高度。 地板外露位置鋪砌天然石材。 假天花鋪設髹上乳膠漆的石膏板及鋁板。 廚房檯面鋪設實體面材。

House 1-3, 5-12, 15 & 16 獨立屋1至3號、5至12號、15號及16號

3. Interior Fittings

Item	Description
(a) Door	**Private Garden:** Metal gates with metal grille, fitted with lockset, handle and stopper. **Main Entrance (Interior):** Solid core fire rated timber door with wood veneer, fitted with lockset, handle, door closer, eye viewer and door stopper. **Main Entrance (Exterior):** Metal framed glass door, fitted with lockset and handle. **Basement Lift Lobby (Interior):** Solid core fire rated timber door with wood veneer, fitted with lockset, handle, door closer and door stopper. **Basement Lift Lobby (Exterior):** Solid core fire rated timber door with wood veneer, fitted with lockset, handle, door closer, eye viewer and door stopper. **Master Bedrooms, Bedrooms, Closet Rooms, Store Rooms:** Hollow core timber door with wood veneer, fitted with lockset, handle and door stopper. **Master Bathrooms, Bathrooms, Powder Rooms and Utility Rooms:** Hollow core timber door with wood veneer, fitted with timber louver, lockset, handle and door stopper. **Kitchens:** Solid core fire rated timber door with wood veneer, fitted with fire rated glass panel, handle, door closer and door stopper. **Lavatories:** Aluminium door fitted with glass panel, aluminium louver, lockset and handle. **Doors to Private Garden:** Except the following houses, are installed with glass folding doors, sliding doors and swing doors of fluorocarbon coated aluminium frame fitted with lockset and handle. For the following houses, are installed with glass folding doors and swing doors of fluorocarbon coated aluminium frame fitted with lockset and handle: - House 11, 12, 15 & 16 **Doors to Flat Roof :** Except the following rooms, are installed with glass folding doors of fluorocarbon coated aluminium frame, fitted with lockset and handle. For the following rooms, are installed with glass folding doors and swing doors of fluorocarbon coated aluminium frame fitted lockset and handle: - Master Bedroom at House 1 – 16 (House 4, 13 and 14 are omitted) **Doors to Roof :** Aluminium framed glass doors fitted with lockset and handle. **Hose Reel Plant Rooms and Potable & Flushing Water Pump Rooms:** Solid core fire rated timber door with plastic laminated finishes, fitted with lockset, handle, door closer and door stopper.

3. 室內裝置

細項	描述
(a) 門	**私人花園：** 金屬閘配以金屬格柵，配置門鎖，門柄及門頂。 **主要入口(室內)：** 實心防火木門配以木皮飾面，配置門鎖、門柄、氣鼓、防盜眼及門頂。 **主要入口(室外)：** 金屬框玻璃門，配置門鎖及門柄。 **地庫升降機大堂(室內) ：** 實心防火木門配以木皮飾面，配置門鎖、門柄、氣鼓及門頂。 **地庫升降機大堂(室外)：** 實心防火木門配以木皮飾面，配置門鎖、門柄、氣鼓、防盜眼及門頂。 **主人睡房、睡房、衣帽間、儲物房：** 空心木門配以木皮飾面，配置門鎖、門柄及門頂。 **主人浴室、浴室、化妝室及工作房：** 空心木門配以木皮飾面，配置木百葉、門鎖、門柄及門頂。 **廚房：** 實心防火木門配以木皮飾面，配置防火玻璃視窗、門柄、氣鼓及門頂。 **洗手間：** 鋁門配置玻璃板、鋁百葉、門鎖及門柄。 **通往私人花園門：** 除了下列獨立屋，裝設氟碳塗層鋁框玻璃摺門、趟門和掩門，配置門鎖及門柄。 下列獨立屋，裝設氟碳塗層鋁框玻璃摺門和掩門，配置門鎖及門柄： -獨立屋 11, 12, 15及16號 **通往平台門：** 除了下列單位平台外，裝設氟碳塗層鋁框玻璃摺門，配置門鎖及門柄。 下列單位平台裝設氟碳塗層鋁框玻璃摺門和掩門，配置門鎖及門柄： - 獨立屋1-16號(不設獨立屋4, 13及14號)的主人睡房 **通往天台門：** 鋁框玻璃門，配置門鎖及門柄。 **消防喉轆機房和食水及沖廁水泵房：** 實心防火木門配以膠板飾面，配置門鎖、門柄、氣鼓及門頂。

House 1-3, 5-12, 15 & 16 獨立屋1至3號、5至12號、15號及16號

3. Interior Fittings

Item	Description
(b) Bathroom	Wooden mirror cabinet finished with stainless steel and wood veneer. Wooden vanity counters with stainless steel, wood veneer and mirror. Natural stone counter top. Vitreous china water closet, vitreous china wash basin with chrome plated basin mixer. For appliances brand name and model number, please refer to the "Appliances Schedule" below. For water supply system, please refer to the field "Water Supply" below. **Master Bathrooms:** Enameled cast iron bathtub in size of 1900mm (L) x 950mm (W) x 443mm (D) with chrome plated mixer and shower set are fitted. Chrome plated toilet paper holder, towel bar, robe hook and soap dispenser. Shower compartment fitted with chrome plated shower set and shower head **Bathrooms:** Equipped with chrome plated shower set. Enameled cast iron bathtub in size of 1600mm (L) x 750mm (W) x 450mm (D) with chrome plated mixer and shower set are fitted. Chrome plated toilet paper holder, chrome plated towel bar and robe hook.
(c) Kitchen	Stainless steel sink and chrome plated sink mixer. Kitchen is equipped with wooden cabinets fitted with high gloss lacquer door panels and glass door panels. For appliances brand name and model number, please refer to the "Appliances Schedule" below. For water supply system, please refer to the field "Water Supply" below.
(d) Bedroom	No fittings provided.
(e) Telephone	Please refer to "Schedule of Mechanical & Electrical Provisions" below for the location and number of connection points.
(f) Aerials	Please refer to "Schedule of Mechanical & Electrical Provisions" below for the location and number of connection points.

3. 室內裝置

細項	描述
(b) 浴室	木製鏡櫃配以不銹鋼及木皮飾面。 木製洗手盆櫃配以不銹鋼、木皮飾面及鏡。天然石材檯面。陶瓷坐廁、陶瓷洗手盆配鍍鉻水龍頭。 有關設備品牌名稱及型號，請閱下文「設備説明表」。 有關供水系統，請閱「供水」一欄。 **主人浴室：** 主人浴室裝設1900毫米(長) x 950毫米(闊) x 443毫米(深) 搪瓷鑄鐵浴缸、配鍍鉻水龍頭及淋浴套裝。裝設鍍鉻廁紙架、毛巾架、掛衣鈎及肥皂發放機。 淋浴間裝設鍍鉻淋浴套裝及花灑。 **浴室：** 鍍鉻淋浴套裝。 1600毫米(長) x 750毫米(闊) x 450毫米(深) 搪瓷鑄鐵浴缸、鍍鉻水龍頭及淋浴套裝。 裝設鍍鉻廁紙架、鍍鉻毛巾架及掛衣鈎。
(c) 廚房	不銹鋼洗滌盆配鍍鉻水龍頭。 廚房裝設木製廚櫃組合配以高亮光漆面門板及玻璃面門板。 有關設備品牌名稱及型號，請參閱下文「設備説明表」。 有關供水系統，請參閱「供水」一欄。
(d) 睡房	沒有裝置提供。
(e) 電話	接駁點的位置及數目，請參閱下文「機電裝置數量説明表」。
(f) 天線	接駁點的位置及數目，請參閱下文「機電裝置數量説明表」。

House 1-3, 5-12, 15 & 16 獨立屋1至3號、5至12號、15號及16號

3. Interior Fittings

Item	Description
(g) Electrical installations	Three phases electricity supply with miniature circuit breakers distribution board are provided. Conduits are partly concealed and partly exposed*. Please refer to "Schedule of Mechanical & Electrical Provisions" below for the location and number of points. *Note: Other than those parts of the conduits concealed within concrete, the rest of them are exposed. Some of the exposed conduits may be covered or hidden by false ceilings, bulkheads, cabinets, claddings, non-concrete walls, pipe ducts or other materials.
(h) Gas supply	Towngas supply pipes are installed at kitchen and connected to gas hob and gas water heater.
(i) Washing machine connection point	Drain point and water point are provided for washing machine. For the location of connection points, please refer to the "Schedule of Mechanical & Electrical Provisions" below.
(j) Water supply	Copper pipes are used for cold and hot water supply. uPVC pipes are used for flushing water supply system. Water pipes are partly concealed and partly exposed**. Hot water supply is available. **Note: Other than those parts of the pipes concealed within concrete trench, the rest of them are exposed. Some of the exposed pipes may be covered or hidden by false ceilings, bulkheads, cabinets, claddings, non-concrete walls, pipe ducts or other materials.

3. 室內裝置

細項	描述
(g) 電力裝置	提供三相電力配電箱並裝有微型斷路器。導管是部分隱藏及部分外露*。 接駁點的位置及數目，請參閱下文「機電裝置數量說明表」。 *備註：除部分隱藏於混凝土內之導管外，其他部分的導管均為外露。外露的導管可能被假天花、假樑、櫃、飾面板、非混凝土牆、管道槽或其他物料遮蓋或掩藏。
(h) 氣體供應	廚房裝有煤氣喉，接駁至煤氣煮食爐及煤氣熱水爐。
(i) 洗衣機接駁點	洗衣機配備來水及去水接駁點。 有關接駁點之位置，請參閱下文「機電裝置數量說明表」。
(j) 供水	熱水及冷水喉採用銅喉。沖廁供水系統採用聚氯乙烯管。水管是部分隱藏及部分外露**。 有熱水供應。 **備註：除部分隱藏於混凝土坑內之水管外，其他部分的水管均為外露。外露的水管可能被假天花、假樑、櫃、飾面板、非混凝土牆、管道槽或其他物料遮蓋或掩藏。

House 1-3, 5-12, 15 & 16 獨立屋1至3號、5至12號、15號及16號

4. Miscellaneous

Item	Description
(a) Lifts	LIFT: - 1 "Mitsubishi" passenger lift (model no.: Elenessa) serving B/F, G/F, 1/F to 2/F of House 1, 2, 3, 5, 6, 7, 8, 9, 10 - 1 "Mitsubishi" passenger lift (model no.: Elenessa) serving B/F, G/F to 1/F of House 11, 12, 15,16
(b) Letter box	Stainless steel letter box is provided.
(c) Refuse collection	Refuse storage and material recovery box are provided in the common area. Refuse will be collected by cleaner and handle at Refuse Storage Chamber at B/F for removal by refuse vehicle.
(d) Water meter, electricity meter and gas meter	Separate water meter for each House is provided at the common Water Meter Cabinet on B/F. Separate electricity meter for each House is provided at the common Electrical Meter Room on B/F. Separate towngas meter is installed at kitchen of each House, except the following Houses in which separate gas cabinet is installed at outdoor: - House 3 - House 5 - House 6

5. Security Facilities

Description
CCTV cameras are provided at all lift car cages and connected to the correspondence Utility Room / Utility Room 2. Visitor intercom panel is provided. Octopus card access control system is provided. Glass break sensors are provided.

6. Appliances

Description
Please refer to "Appliances Schedule" below for brand name and model number of appliances.

The Vendor undertakes that if lifts or appliances of the specified brand name or model number are not installed in the Development, lifts or appliances of comparable quality will be installed.

4. 雜項

細項	描述
(a) 升降機	升降機： - 1部"三菱"住客升降機（產品型號：Elenessa）穿梭獨立屋1, 2, 3, 5, 6, 7, 8, 9, 10號的地庫、地下、1樓至2樓 - 1部"三菱"住客升降機（產品型號：Elenessa）穿梭獨立屋11, 12, 15, 16號的地庫、地下至1樓
(b) 信箱	設有不銹鋼信箱。
(c) 垃圾收集	垃圾儲存及物料回收箱位於公用地方，由清潔工人收集垃圾並於地庫之垃圾房收集處理，由垃圾車運走。
(d) 水錶、電錶及氣體錶	每間獨立屋之獨立水錶設於地庫之公共水錶櫃。 每間獨立屋之獨立電錶設於地庫之公共電錶房。 除以下獨立屋，每間獨立屋之廚房內均安裝獨立煤氣錶，以下獨立屋之氣體錶安裝在室外氣體櫃： - 獨立屋3號 - 獨立屋5號 - 獨立屋6號

5. 保安設施

描述
閉路電視鏡頭裝設於所有升降機內，接駁至相應的工作房/工作房2。提供訪客對講機系統。提供八達通出入保安系統。提供破玻璃警報器。

6. 設備

描述
設備之品牌名稱及產品型號請參閱下文「設備說明表」。

賣方承諾如發展項目中沒有安裝指明的品牌名稱或產品型號的升降機或設備，便會安裝品質相若的升降機或設備。

Appliances Schedule 設備説明表

Appliances Schedule - Kitchen/Open Kitchen 設備説明表 - 廚房/開放式廚房

Tower 1 第1座

Appliance 設備	Brand Name 品牌名稱	Model No. 產品型號	G/F 地下							1/F-3/F, 5/F-12/F and 15/F 1樓至3樓，5樓至12樓及15樓								16/F 16樓		
			A	B	D	E	F	G	H	A	B	C	D	E	F	G	H	A	B	C
Induction Hob 電磁爐	Miele	CS 1212-1i	1	1	-	-	-	1	-	1	1	-	-	-	-	1	-	2	1	1
	Miele	KM6115	-	-	1	-	-	-	-	-	-	1	1	-	-	-	-	-	-	-
CombiSet – Wok-burner Gas Hob 組合式炒鑊氣體煮食爐	Miele	CS 1018 G	1	1	-	-	1	-	1	1	1	-	-	-	1	-	1	1	1	1
CombiSet – 2-burner Gas Hob 組合式雙頭氣體煮食爐	Miele	CS 1013-1	1	1	-	1	1	-	1	1	1	-	-	1	1	-	1	1	1	1
CombiSet - Barbecue Grill 組合式燒烤爐	Miele	CS 1312 BG	-	-	-	-	-	-	-	-	-	-	-	-	-	-	-	1	-	-
Slimline Cooker Hood 纖巧型抽油煙機	Miele	DA 3466 HP	-	-	1	1	-	1	-	-	-	1	1	1	-	1	-	-	-	-
	Miele	DA 3496 HP	-	-	-	-	1	-	1	-	-	-	-	-	1	-	1	1	-	-
Wall Mounted Cooker Hood 掛牆式抽油煙機	Miele	DA 4228 W	1	1	-	-	-	-	-	1	1	-	-	-	-	-	-	1	1	1
Built-in Refrigerator 嵌入式雪櫃	De Dietrich	DRP1928JE	2	2	1>	1	1	1>	1	2	2	1>	1>	1	1	1>	1	2	2	2
Built-under Wine Conditioning Unit 嵌入式酒櫃	Miele	KWT 6321 UG	1	1	-	-	-	-	-	1	1	-	-	-	-	-	-	1	1	1
Built-in Microwave Combination Oven 嵌入式微波焗爐	Miele	H 6200 BM	1	1	-	-	-	-	-	1	1	-	-	-	-	-	-	1	-	-
Built-in Steam Combination Oven 嵌入式蒸焗爐	Miele	DGC 6400	-	-	1>	1	1	1>	1	-	-	1>	1>	1	1	1>	1	-	1	1
Built-in Steam Oven 嵌入式蒸爐	Miele	DG 6200	1	1	-	-	-	-	-	1	1	-	-	-	-	-	-	1	-	-
Built-in Coffee Machine 嵌入式咖啡機	Miele	CVA 6401	1	1	-	-	-	-	-	1	1	-	-	-	-	-	-	1	-	-
Built-in Dishwasher 嵌入式洗碗碟機	Miele	G 6660 SCVi	1	1	-	-	-	-	-	1	1	-	-	-	-	-	-	1	-	-
Built-in Plate Warming Drawer 嵌入式暖碟機	Miele	ESW 6214	-	-	-	-	-	-	-	-	-	-	-	-	-	-	-	1	-	-
Washer Dryer 二合一洗衣乾衣機	De Dietrich	DLZ792JU	1<	1	1>	1	1	1>	1	1<	1	1>	1>	1	1	1>	1	-	1	1<
Freestanding Washing Machine 獨立式洗衣機	Miele	WCI 660	-	-	-	-	-	-	-	-	-	-	-	-	-	-	-	1<	-	-
Freestanding Tumble Dryer 獨立式乾衣機	Miele	TKG 640 WP	-	-	-	-	-	-	-	-	-	-	-	-	-	-	-	1<	-	-
Gas Water Heater 煤氣熱水爐	TGC	TRJW162TFL	-	-	-	1	-	-	-	-	-	-	-	1	-	-	-	-	-	-
	TGC	TRJW162TFQL	1	1	-	-	-	-	-	1	1	-	-	-	-	-	-	1	1	-
	TGC	TRJW222TFQL	1	1	-	-	1	-	1	1	1	-	-	-	1	-	1	2	1	2
Electric Water Heater 電熱水爐	STIEBEL ELTRON 斯寶亞創	DHB 27 STi	-	-	1	-	-	1	-	-	-	1	1	-	-	1	-	-	-	-
Exhaust Fan 抽氣扇	Systemair	CBF 130M	1	1	-	1	1	-	1	1	1	-	-	1	1	-	1	1	1	1

The Vendor undertakes that if lifts or appliances of the specified brand name or model number are not installed in the Development, lifts or appliances of comparable quality will be installed.
賣方承諾如發展項目中沒有安裝指明的品牌名稱或產品型號的升降機或設備，便會安裝品質相若的升降機或設備。

Notes:
1. The Symbol "-" as shown in the above table denotes "Not Provided" or "Not Applicable".
2. The Symbol "<" as shown in the above table, the appliances are installed in Uitility Room.
3. The Symbol ">" as shown in the above table, the appliances are installed in Living / Dining room.
4. 4/F, 13/F and 14/F are omitted.

註：
1. 上述符號 "-" 表示不提供或不適用。
2. 上述符號 "<" 表示，設備設置於工作房。
3. 上述符號 ">" 表示，設備設置於客/飯廳。
4. 不設4樓、13樓及14樓。

Appliances Schedule 設備説明表

Appliances Schedule - Kitchen/Open Kitchen 設備説明表 - 廚房/開放式廚房

Tower 2 第2座

Appliance 設備	Brand Name 品牌名稱	Model No. 產品型號	G/F 地下							1/F-3/F, 5/F-12/F and 15/F-16/F 1樓至3樓，5樓至12樓及15樓至16樓								17/F 17樓		
			A	B	C	D	E	F	H	A	B	C	D	E	F	G	H	A	B	C
Induction Hob 電磁爐	Miele	CS 1212-1i	-	-	1	-	-	-	1	-	-	-	-	-	-	-	1	1	1	1
	Miele	KM6115	-	1	-	-	-	-	-	-	1	1	-	-	-	1	-	-	-	-
CombiSet – Wok-burner Gas Hob 組合式炒鑊氣體煮食爐	Miele	CS 1018 G	1	-	-	1	-	-	-	1	-	-	1	-	-	-	-	1	1	1
CombiSet – 2-burner Gas Hob 組合式雙頭氣體煮食爐	Miele	CS 1013-1	1	-	-	1	1	1	-	1	-	-	1	1	1	-	-	1	1	1
CombiSet - Barbecue Grill 組合式燒烤爐	Miele	CS 1312 BG	-	-	-	-	-	-	-	-	-	-	-	-	-	-	-	-	-	-
Slimline Cooker Hood 纖巧型抽油煙機	Miele	DA 3466 HP	-	1	1	-	1	1	1	-	1	1	-	1	1	1	1	-	-	-
	Miele	DA 3496 HP	1	-	-	1	-	-	-	1	-	-	1	-	-	-	-	-	-	-
Wall Mounted Cooker Hood 掛牆式抽油煙機	Miele	DA 4228 W	-	-	-	-	-	-	-	-	-	-	-	-	-	-	-	1	1	1
Built-in Refrigerator 嵌入式雪櫃	De Dietrich	DRP1928JE	1	1>	1>	1	1	1	1>	1	1>	1>	1	1	1	1>	1>	2	2	2
Built-under Wine Conditioning Unit 嵌入式酒櫃	Miele	KWT 6321 UG	-	-	-	-	-	-	-	-	-	-	-	-	-	-	-	1	1	1
Built-in Microwave Combination Oven 嵌入式微波焗爐	Miele	H 6200 BM	-	-	-	-	-	-	-	-	-	-	-	-	-	-	-	1	1	1
Built-in Steam Combination Oven 嵌入式蒸焗爐	Miele	DGC 6400	1	1	1	1	1	1	1>	1	1	1	1	1	1	1>	1>	-	-	-
Built-in Steam Oven 嵌入式蒸爐	Miele	DG 6200	-	-	-	-	-	-	-	-	-	-	-	-	-	-	-	1	1	1
Built-in Coffee Machine 嵌入式咖啡機	Miele	CVA 6401	-	-	-	-	-	-	-	-	-	-	-	-	-	-	-	1	1	1
Built-in Dishwasher 嵌入式洗碗碟機	Miele	G 6660 SCVi	-	-	-	-	-	-	-	-	-	-	-	-	-	-	-	1	1	1
Built-in Plate Warming Drawer 嵌入式暖碟機	Miele	ESW 6214	-	-	-	-	-	-	-	-	-	-	-	-	-	-	-	-	-	-
Washer Dryer 二合一洗衣乾衣機	De Dietrich	DLZ792JU	1	1	1	1	1	1	1>	1	1	1	1	1	1	1>	1>	1<	1<	1
Freestanding Washing Machine 獨立式洗衣機	Miele	WCI 660	-	-	-	-	-	-	-	-	-	-	-	-	-	-	-	-	-	-
Freestanding Tumble Dryer 獨立式乾衣機	Miele	TKG 640 WP	-	-	-	-	-	-	-	-	-	-	-	-	-	-	-	-	-	-
Gas Water Heater 煤氣熱水爐	TGC	TRJW162TFL	-	-	-	-	1	1	-	-	-	-	-	1	1	-	-	-	-	-
	TGC	TRJW162TFQL	-	-	-	-	-	-	-	-	-	-	-	-	-	-	-	-	1	-
	TGC	TRJW222TFQL	1	-	-	1	-	-	-	1	-	-	1	-	-	-	-	2	1	2
Electric Water Heater 電熱水爐	STIEBEL ELTRON 斯寶亞創	DHB 27 STi	-	1	1	-	-	-	1	-	1	1	-	-	-	1	1	-	-	-
Exhaust Fan 抽氣扇	Systemair	CBF 130M	1	-	-	1	1	1	-	1	-	-	1	1	1	-	-	1	1	1

The Vendor undertakes that if lifts or appliances of the specified brand name or model number are not installed in the Development, lifts or appliances of comparable quality will be installed.
賣方承諾如發展項目中沒有安裝指明的品牌名稱或產品型號的升降機或設備，便會安裝品質相若的升降機或設備。

Notes:
1. The Symbol "-" as shown in the above table denotes "Not Provided" or "Not Applicable".
2. The Symbol "<" as shown in the above table, the appliances are installed in Uitility Room.
3. The Symbol ">" as shown in the above table, the appliances are installed in Living / Dining room.
4. 4/F, 13/F and 14/F are omitted.

註：
1. 上述符號 "-" 表示不提供或不適用。
2. 上述符號 "<" 表示，設備設置於工作房。
3. 上述符號 ">" 表示，設備設置於客/飯廳。
4. 不設4樓、13樓及14樓。

Appliances Schedule 設備說明表

Appliances Schedule - Kitchen/Open Kitchen 設備說明表 - 廚房/開放式廚房

Tower 3 第3座

Appliance 設備	Brand Name 品牌名稱	Model No. 產品型號	G/F 地下						1/F-3/F, 5/F-12/F and 15/F-16/F 1樓至3樓，5樓至12樓及15樓至16樓											17/F 17樓				
			E	F	G	H	J	K	A	B	C	D	E	F	G	H	J	K	L	A	B	C	D	E
Induction Hob 電磁爐	Miele	CS 1212-1i	-	1	1	-	-	-	-	-	-	-	1	1	1	-	-	-	-	1	1	1	1	1
	Miele	KM6115	1	-	-	1	1	1	-	1	-	1	-	-	-	1	1	1	1	-	-	-	-	-
CombiSet – Wok-burner Gas Hob 組合式炒鑊氣體煮食爐	Miele	CS 1018 G	-	-	-	-	-	-	1	-	1	-	-	-	-	-	-	-	-	1	1	1	1	1
CombiSet – 2-burner Gas Hob 組合式雙頭氣體煮食爐	Miele	CS 1013-1	-	-	-	-	-	-	1	-	1	-	-	-	-	-	-	-	-	1	1	1	1	1
CombiSet - Barbecue Grill 組合式燒烤爐	Miele	CS 1312 BG	-	-	-	-	-	-	-	-	-	-	-	-	-	-	-	-	-	-	-	-	-	-
Slimline Cooker Hood 纖巧型抽油煙機	Miele	DA 3466 HP	1	1	1	1	1	1	-	1	-	1	1	1	1	1	1	1	1	-	-	-	-	-
	Miele	DA 3496 HP	-	-	-	-	-	-	1	-	1	-	-	-	-	-	-	-	-	-	-	-	-	-
Wall Mounted Cooker Hood 掛牆式抽油煙機	Miele	DA 4228 W	-	-	-	-	-	-	-	-	-	-	-	-	-	-	-	-	-	1	1	1	1	1
Built-in Refrigerator 嵌入式雪櫃	De Dietrich	DRP1928JE	1>	1	1	1>	1	1	1	1>	1	1>	1>	1	1	1>	1	1	1	1	2	1	1	1
Built-under Wine Conditioning Unit 嵌入式酒櫃	Miele	KWT 6321 UG	-	-	-	-	-	-	-	-	-	-	-	-	-	-	-	-	-	1	1	1	1	1
Built-in Microwave Combination Oven 嵌入式微波焗爐	Miele	H 6200 BM	-	-	-	-	-	-	-	-	-	-	-	-	-	-	-	-	-	-	-	-	-	-
Built-in Steam Combination Oven 嵌入式蒸焗爐	Miele	DGC 6400	1>	1	1	1	1	1	1	1>	1	1>	1>	1	1	1	1	1	1	1	1	1	1	1
Built-in Coffee Machine 嵌入式咖啡機	Miele	CVA 6401	-	-	-	-	-	-	-	-	-	-	-	-	-	-	-	-	-	-	-	-	-	-
Built-in Dishwasher 嵌入式洗碗碟機	Miele	G 6660 SCVi	-	-	-	-	-	-	-	-	-	-	-	-	-	-	-	-	-	-	-	-	-	-
Built-in Plate Warming Drawer 嵌入式暖碟機	Miele	ESW 6214	-	-	-	-	-	-	-	-	-	-	-	-	-	-	-	-	-	-	-	-	-	-
Washer Dryer 二合一洗衣乾衣機	De Dietrich	DLZ792JU	1>	1	1	1	1	1	1	1>	1	1>	1>	1	1	1	1	1	1	1	1	1<	1	1<
Freestanding Washing Machine 獨立式洗衣機	Miele	WCI 660	-	-	-	-	-	-	-	-	-	-	-	-	-	-	-	-	-	-	-	-	-	-
Freestanding Tumble Dryer 獨立式乾衣機	Miele	TKG 640 WP	-		-	-	-	-	-		-	-	-	-	-	-	-	-	-	-	-	-	-	-
Gas Water Heater 煤氣熱水爐	TGC	TRJW162TFL	-	-	-	-	-	-	-	-	-	-	-	-	-	-	-	-	-	-	-	-	-	-
	TGC	TRJW162TFQL	-	-	-	-	-	-	-	-	-	-	-	-	-	-	-	-	-	-	-	-	-	-
	TGC	TRJW222TFQL	-	-	-	-	-	-	1	-	1	-	-	-	-	-	-	-	-	1	1	1	-	1
Electric Water Heater 電熱水爐	STIEBEL ELTRON 斯寶亞創	DHB 27 Sti	1	1	1	1	1	1	-	1	-	1	1	1	1	1	1	1	1	-	-	-	-	-
Exhaust Fan 抽氣扇	Systemair	CBF 130M	-	-	-	-	-	-	1	-	1	-	-	-	-	-	-	-	-	1	1	1	1	1

The Vendor undertakes that if lifts or appliances of the specified brand name or model number are not installed in the Development, lifts or appliances of comparable quality will be installed.
賣方承諾如發展項目中沒有安裝指明的品牌名稱或產品型號的升降機或設備，便會安裝品質相若的升降機或設備。

Notes:
1. The Symbol "-" as shown in the above table denotes "Not Provided" or "Not Applicable".
2. The Symbol "<" as shown in the above table, the appliances are installed in Uitility Room.
3. The Symbol ">" as shown in the above table, the appliances are installed in Living / Dining room.
4. 4/F, 13/F and 14/F are omitted.

註：
1. 上述符號 "-" 表示不提供或不適用。
2. 上述符號 "<" 表示，設備設置於工作房。
3. 上述符號 ">" 表示，設備設置於客/飯廳。
4. 不設4樓、13樓及14樓。

Appliances Schedule 設備說明表

Appliances Schedule - Kitchen/Open Kitchen 設備說明表 - 廚房/開放式廚房

Tower 5 第5座

Appliance 設備	Brand Name 品牌名稱	Model No. 產品型號	G/F 地下					1/F-3/F and 5/F-12/F 1樓至3樓及5樓至12樓										15/F 15樓				
			C	D	E	F	G	A	B	C	D	E	F	G	H	J	K	A	B	C	D	E
Induction Hob 電磁爐	Miele	CS 1212-1i	1	-	1	1	1	-	-	1	-	1	1	1	-	-	1	1	-	-	1	-
	Miele	KM6115	-	1	-	-	-	-	1	-	1	-	-	-	-	-	-	-	-	-	-	-
CombiSet – Wok-burner Gas Hob 組合式炒鑊氣體煮食爐	Miele	CS 1018 G	-	-	-	-	-	1	-	-	-	-	-	-	-	-	-	1	1	1	1	1
CombiSet – 2-burner Gas Hob 組合式雙頭氣體煮食爐	Miele	CS 1013-1	-	-	-	-	-	1	-	-	-	-	-	-	1	1	-	1	1	1	1	1
CombiSet - Barbecue Grill 組合式燒烤爐	Miele	CS 1312 BG	-	-	-	-	-	-	-	-	-	-	-	-	-	-	-	-	-	-	-	-
Slimline Cooker Hood 纖巧型抽油煙機	Miele	DA 3466 HP	1	1	1	1	1	-	1	1	1	1	1	1	1	1	1	-	-	-	-	-
	Miele	DA 3496 HP	-	-	-	-	-	1	-	-	-	-	-	-	-	-	-	-	1	1	-	1
Wall Mounted Cooker Hood 掛牆式抽油煙機	Miele	DA 4228 W	-	-	-	-	-	-	-	-	-	-	-	-	-	-	-	1	-	-	1	-
Built-in Refrigerator 嵌入式雪櫃	De Dietrich	DRP1928JE	1	1	1	1	1	1	1>	1	1	1	1	1	1	1	1>	2	1	1	2	1
Built-under Wine Conditioning Unit 嵌入式酒櫃	Miele	KWT 6321 UG	-	-	-	-	-	-	-	-	-	-	-	-	-	-	-	1	-	-	1	-
Built-in Microwave Combination Oven 嵌入式微波焗爐	Miele	H 6200 BM	-	-	-	-	-	-	-	-	-	-	-	-	-	-	-	1	-	-	-	-
Built-in Steam Combination Oven 嵌入式蒸焗爐	Miele	DGC 6400	1	1	1	1	1	1	1	1	1	1	1	1	1	1	1>	-	1	1	1	1
Built-in Steam Oven 嵌入式蒸爐	Miele	DG 6200	-	-	-	-	-	-	-	-	-	-	-	-	-	-	-	1	-	-	-	-
Built-in Coffee Machine 嵌入式咖啡機	Miele	CVA 6401	-	-	-	-	-	-	-	-	-	-	-	-	-	-	-	1	-	-	1	-
Built-in Dishwasher 嵌入式洗碗碟機	Miele	G 6660 SCVi	-	-	-	-	-	-	-	-	-	-	-	-	-	-	-	1	-	-	-	-
Built-in Plate Warming Drawer 嵌入式暖碟機	Miele	ESW 6214	-	-	-	-	-	-	-	-	-	-	-	-	-	-	-	-	-	-	-	-
Washer Dryer 二合一洗衣乾衣機	De Dietrich	DLZ792JU	1	1	1	1	1	1	1	1	1	1	1	1	1	1	1>	1<	1	1	1	1
Freestanding Washing Machine 獨立式洗衣機	Miele	WCI 660	-	-	-	-	-	-	-	-	-	-	-	-	-	-	-	-	-	-	-	-
Freestanding Tumble Dryer 獨立式乾衣機	Miele	TKG 640 WP	-	-	-	-	-	-	-	-	-	-	-	-	-	-	-	-	-	-	-	-
Gas Water Heater 煤氣熱水爐	TGC	TRJW162TFL	-	-	-	-	-	-	-	-	-	-	-	-	-	-	-	-	-	-	-	-
	TGC	TRJW162TFQL	-	-	-	-	-	-	-	-	-	-	-	-	1	1	-	-	1	-	-	-
	TGC	TRJW222TFQL	-	-	-	-	-	1	-	-	-	-	-	-	-	-	-	1	-	-	1	1
Electric Water Heater 電熱水爐	STIEBEL ELTRON 斯寶亞創	DHB 27 STi	1	1	1	1	1	-	1	1	1	1	1	1	-	-	1	-	-	-	-	-
Exhaust Fan 抽氣扇	Systemair	CBF 130M	-	-	-	-	-	1	-	-	-	-	-	-	1	1	-	1	1	1	1	1

The Vendor undertakes that if lifts or appliances of the specified brand name or model number are not installed in the Development, lifts or appliances of comparable quality will be installed.
賣方承諾如發展項目中沒有安裝指明的品牌名稱或產品型號的升降機或設備，便會安裝品質相若的升降機或設備。

Notes:
1. The Symbol "-" as shown in the above table denotes "Not Provided" or "Not Applicable".
2. The Symbol "<" as shown in the above table, the appliances are installed in Uitility Room.
3. The Symbol ">" as shown in the above table, the appliances are installed in Living / Dining room.
4. 4/F, 13/F and 14/F are omitted.

註：
1. 上述符號 "-" 表示不提供或不適用。
2. 上述符號 "<" 表示，設備設置於工作房。
3. 上述符號 ">" 表示，設備設置於客/飯廳。
4. 不設4樓、13樓及14樓。

Appliances Schedule 設備說明表

Appliances Schedule - Kitchen/Open Kitchen 設備說明表 - 廚房/開放式廚房

Block H17-H18, H19-H20 & H21 第H17-H18座，H19-H20座及H21座

Appliance 設備	Brand Name 品牌名稱	Model No. 產品型號	1/F-3/F and 5/F 1樓至3樓及5樓									
			Block H17-H18 第H17-H18座				Block H19-H20 第H19-H20座				Block H21 第H21座	
			H17-A	H17-B	H18-A	H18-B	H19-A	H19-B	H20-A	H20-B	H21-A	H21-B
Induction Hob 電磁爐	Miele	CS 1212-1i	-	1	-	1	-	1	-	1	-	1
	Miele	KM6115	1	-	1	-	1	-	1	-	1	-
CombiSet – Wok-burner Gas Hob 組合式炒鑊氣體煮食爐	Miele	CS 1018 G	-	-	-	-	-	-	-	-	-	-
CombiSet – 2-burner Gas Hob 組合式雙頭氣體煮食爐	Miele	CS 1013-1	-	-	-	-	-	-	-	-	-	-
CombiSet - Barbecue Grill 組合式燒烤爐	Miele	CS 1312 BG	-	-	-	-	-	-	-	-	-	-
Slimline Cooker Hood 纖巧型抽油煙機	Miele	DA 3466 HP	1	1	1	1	1	1	1	1	1	1
		DA 3496 HP	-	-	-	-	-	-	-	-	-	-
Wall Mounted Cooker Hood 掛牆式抽油煙機	Miele	DA 4228 W	-	-	-	-	-	-	-	-	-	-
Built-in Refrigerator 嵌入式雪櫃	De Dietrich	DRP1928JE	1	1	1	1	1	1	1	1	1	1
Built-under Wine Conditioning Unit 嵌入式酒櫃	Miele	KWT 6321 UG	-	-	-	-	-	-	-	-	-	-
Built-in Microwave Combination Oven 嵌入式微波焗爐	Miele	H 6200 BM	-	-	-	-	-	-	-	-	-	-
Built-in Steam Combination Oven 嵌入式蒸焗爐	Miele	DGC 6400	1	1	1	1	1	1	1	1	1	1
Built-in Coffee Machine 嵌入式咖啡機	Miele	CVA 6401	-	-	-	-	-	-	-	-	-	-
Built-in Dishwasher 嵌入式洗碗碟機	Miele	G 6660 SCVi	-	-	-	-	-	-	-	-	-	-
Built-in Plate Warming Drawer 嵌入式暖碟機	Miele	ESW 6214	-	-	-	-	-	-	-	-	-	-
Washer Dryer 二合一洗衣乾衣機	De Dietrich	DLZ792JU	1	1	1	1	1	1	1	1	1	1
Freestanding Washing Machine 獨立式洗衣機	Miele	WCI 660	-	-	-	-	-	-	-	-	-	-
Freestanding Tumble Dryer 獨立式乾衣機	Miele	TKG 640 WP	-	-	-	-	-	-	-	-	-	-
Electric Water Heater 電熱水爐	STIEBEL ELTRON 斯寶亞創	DHB 27 STi	1	1	1	1	1	1	1	1	1	1
Exhaust Fan 抽氣扇	Systemair	CBF 130M	-	-	-	-	-	-	-	-	1	-

The Vendor undertakes that if lifts or appliances of the specified brand name or model number are not installed in the Development, lifts or appliances of comparable quality will be installed.
賣方承諾如發展項目中沒有安裝指明的品牌名稱或產品型號的升降機或設備，便會安裝品質相若的升降機或設備。

Notes:
1. The Symbol "-" as shown in the above table denotes "Not Provided" or "Not Applicable".
2. The Symbol "<" as shown in the above table, the appliances are installed in Uitility Room.
3. The Symbol ">" as shown in the above table, the appliances are installed in Living / Dining room.
4. 4/F is omitted.

註：
1. 上述符號 "-" 表示不提供或不適用。
2. 上述符號 "<" 表示，設備設置於工作房。
3. 上述符號 ">" 表示，設備設置於客/飯廳。
4. 不設4樓。

Appliances Schedule 設備說明表

Appliances Schedule - Kitchen/Open Kitchen 設備說明表 - 廚房/開放式廚房

House 1-3, 5-12, 15 & 16 獨立屋1至3號、5至12號、15號及16號

Appliance 設備	Brand Name 品牌名稱	Model No. 產品型號	House Number 獨立屋編號												
			House 1 獨立屋 1號	House 2 獨立屋 2號	House 3 獨立屋 3號	House 5 獨立屋 5號	House 6 獨立屋 6號	House 7 獨立屋 7號	House 8 獨立屋 8號	House 9 獨立屋 9號	House 10 獨立屋 10號	House 11 獨立屋 11號	House 12 獨立屋 12號	House 15 獨立屋 15號	House 16 獨立屋 16號
Induction Hob 電磁爐	Gaggenau	VI 230134	1	1	-	-	-	1	1	1	1	-	-	-	-
	Wolf	ICBCI 15 2T/S	-	-	1	1	1	-	-	-	-	1	1	1	1
CombiSet – Wok-burner Gas Hob 組合式炒鑊氣體煮食爐	Gaggenau	VG231234SG	1	1	-	-	-	1	1	1	1	-	-	-	-
	Wolf	ICBMM15T/S	-	-	1	1	1	-	-	-	-	1	1	1	1
CombiSet – 2-burner Gas Hob 組合式雙頭氣體煮食爐	Gaggenau	VG 232 234HK	1	1	-	-	-	1	1	1	1	-	-	-	-
	Wolf	ICBCG152T/S	-	-	-	-	-	-	-	-	-	1	1	1	1
CombiSet - Barbecue Grill 組合式燒烤爐	Wolf	ICBIG15/S	-	-	1	1	1	-	-	-	-	-	-	-	-
Wall Mounted Cooker Hood 掛牆式抽油煙機	Gaggenau	AW 240 190	1	1	-	-	-	1	1	1	1	-	-	-	-
		AW 442 120	-	-	1	1	1	-	-	-	-	1	1	1	1
Built-in Refrigerator 嵌入式雪櫃	Sub-zero	ICBBI-42UFDID	1	1	1	1	1	1	1	1	1	1	1	1	1
Built-under Wine Conditioning Unit 嵌入式酒櫃	Sub-zero	ICBIW 18	1	1	1	1	1	1	1	1	1	1	1	1	1
Built-in Microwave Combination Oven 嵌入式微波焗爐	Gaggenau	454100/455100	1	1	1	1	1	1	1	1	1	1	1	1	1
Built-in Steam Combination Oven 嵌入式蒸焗爐	Gaggenau	BSP 475110	1	1	1	1	1	1	1	1	1	1	1	1	1
Built-in Coffee Machine 嵌入式咖啡機	Gaggenau	CM 450111	1	1	1	1	1	1	1	1	1	1	1	1	1
Built-in Dishwasher 嵌入式洗碗碟機	Gaggenau	DF 480 161	1	1	1	1	1	1	1	1	1	1	1	1	1
Built-in Plate Warming Drawer 嵌入式暖碟機	Gaggenau	DV 461 100	1	1	1	1	1	1	1	1	1	1	1	1	1
Freestanding Washing Machine 獨立式洗衣機	Gaggenau	WM260162	<1	<1	<1	<1	<1	<1	<1	<1	<1	<1	<1	<1	<1
Freestanding Tumble Dryer 獨立式乾衣機	Gaggenau	WT260100	<1	<1	<1	<1	<1	<1	<1	<1	<1	<1	<1	<1	<1
Gas Water Heater 煤氣熱水爐	TGC	TRJW222TFQL	3	3	3	3	3	3	3	3	3	-	-	-	-
Exhaust Fan 抽氣扇	Systemair	CBF 200L	1	1	1	1	1	1	1	1	1	1	1	1	1

The Vendor undertakes that if lifts or appliances of the specified brand name or model number are not installed in the Development, lifts or appliances of comparable quality will be installed.
賣方承諾如發展項目中沒有安裝指明的品牌名稱或產品型號的升降機或設備，便會安裝品質相若的升降機或設備。

Notes:
1. The Symbol "-" as shown in the above table denotes "Not Provided" or "Not Applicable".
2. The Symbol "<" as shown in the above table, the appliances are installed in Uitility Room.
3. House 4, House 13 and House 14 are omitted.

註：
1. 上述符號 "-" 表示不提供或不適用。
2. 上述符號 "<" 表示，設備設置於工作房。
3. 不設獨立屋4號，13號及14號。

Appliances Schedule 設備説明表

Appliances Schedule - Bathroom and Maintenance Void 設備説明表 - 浴室和維修空間

Tower 1 第1座

Location 位置	Appliance 設備	Brand Name 品牌名稱	Model No. 產品型號	G/F 地下							1/F-3/F, 5/F-12/F and 15/F 1樓至3樓，5樓至12樓及15樓								16/F 16樓		
				A	B	D	E	F	G	H	A	B	C	D	E	F	G	H	A	B	C
Master Bathroom 主人浴室	Exhaust Fan 抽氣扇	Systemair	CBF 125M	-	1	-	-	-	-	-	-	1	-	-	-	-	-	-	1	1	1
	Thermo Ventilator 浴室寶	Panasonic	FV-40BE2H	1	1	-	-	1	-	1	1	1	-	-	-	1	-	1	1	1	1
Bathroom / Bathroom 1 浴室 / 浴室 1	Exhaust Fan 抽氣扇	Systemair	CBF 125M	-	1	1	-	-	1	1	-	1	1	1	-	-	1	1	-	1	1
	Thermo Ventilator 浴室寶	Panasonic	FV-40BE2H	1	1	1	1	1	1	1	1	1	1	1	1	1	1	1	1	1	1
Bathroom 2 浴室2	Exhaust Fan 抽氣扇	Systemair	CBF 125M	1	-	-	-	-	-	-	1	1	-	-	-	-	-	-	1	-	1
	Thermo Ventilator 浴室寶	Panasonic	FV-40BE2H	1	1	-	-	-	-	-	1	1	-	-	-	-	-	-	1	-	1
Bathroom 3 浴室3	Exhaust Fan 抽氣扇	Systemair	CBF 125M	-	-	-	-	-	-	-	-	-	-	-	-	-	-	-	1	-	-
	Thermo Ventilator 浴室寶	Panasonic	FV-40BE2H	-	-	-	-	-	-	-	-	-	-	-	-	-	-	-	1	-	-
Toilet 衛生間	Exhaust Fan 抽氣扇	Systemair	CBF 125M	1	1	-	-	1	-	1	1	1	-	-	-	1	-	1	1	1	1
Powder Room 化妝間	Exhaust Fan 抽氣扇	Systemair	CBF 125M	-	-	-	-	-	-	-	-	-	-	-	-	-	-	-	1	-	-

Tower 2 第2座

Location 位置	Appliance 設備	Brand Name 品牌名稱	Model No. 產品型號	G/F 地下							1/F-3/F, 5/F-12/F and 15/F-16/F 1樓至3樓，5樓至12樓及15樓至16樓								17/F 17樓		
				A	B	C	D	E	F	H	A	B	C	D	E	F	G	H	A	B	C
Master Bathroom 主人浴室	Exhaust Fan 抽氣扇	Systemair	CBF 125M	-	-	-	-	-	-	-	-	-	-	-	-	-	-	-	1	-	1
	Thermo Ventilator 浴室寶	Panasonic	FV-40BE2H	1	-	-	1	-	-	-	1	-	-	1	-	-	-	-	1	1	1
Bathroom / Bathroom 1 浴室 / 浴室 1	Exhaust Fan 抽氣扇	Systemair	CBF 125M	1	1	1	-	-	-	1	1	1	1	-	-	-	1	1	-	1	-
	Thermo Ventilator 浴室寶	Panasonic	FV-40BE2H	1	1	1	1	1	1	1	1	1	1	1	1	1	1	1	1	1	1
Bathroom 2 浴室2	Exhaust Fan 抽氣扇	Systemair	CBF 125M	-	-	-	-	-	-	-	-	-	-	-	-	-	-	-	1	-	1
	Thermo Ventilator 浴室寶	Panasonic	FV-40BE2H	-	-	-	-	-	-	-	-	-	-	-	-	-	-	-	1	-	1
Toilet 衛生間	Exhaust Fan 抽氣扇	Systemair	CBF 125M	1	-	-	1	-	-	-	1	-	-	1	-	-	-	-	1	1	1
Maintenance Void 維修空間	Exhaust Fan 抽氣扇	Systemair	CBF 160M	-	-	-	-	-	-	-	-	-	-	-	-	-	-	-	1	-	-

The Vendor undertakes that if lifts or appliances of the specified brand name or model number are not installed in the Development, lifts or appliances of comparable quality will be installed.
賣方承諾如發展項目中沒有安裝指明的品牌名稱或產品型號的升降機或設備，便會安裝品質相若的升降機或設備。

Notes:
1. The Symbol "-" as shown in the above table denotes "Not Provided" or "Not Applicable".
2. 4/F, 13/F and 14/F are omitted.

註：
1. 上述符號 "-" 表示不提供或不適用。
2. 不設4樓、13樓及14樓。

Appliances Schedule 設備説明表

Appliances Schedule - Bathroom and Maintenance Void 設備説明表 - 浴室和維修空間

Tower 3 第3座

Location 位置	Appliance 設備	Brand Name 品牌名稱	Model No. 產品型號	G/F 地下						1/F-3/F, 5/F-12/F and 15/F-16/F 1樓至3樓，5樓至12樓及15樓至16樓											17/F 17樓				
				E	F	G	H	J	K	A	B	C	D	E	F	G	H	J	K	L	A	B	C	D	E
Master Bathroom 主人浴室	Exhaust Fan 抽氣扇	Systemair	CBF 125M	-	-	-	-	-	-	-	-	1	-	-	-	-	-	-	-	-	-	1	1	-	1
	Thermo Ventilator 浴室寶	Panasonic	FV-40BE2H	-	-	-	-	-	-	1	-	1	-	-	-	-	-	-	-	-	1	1	1	1	1
	Gas Water Heater 煤氣熱水爐	TGC	TRJW222TFQL	-	-	-	-	-	-	-	-	-	-	-	-	-	-	-	-	-	-	-	-	1	-
Bathroom / Bathroom 1 浴室 / 浴室 1	Exhaust Fan 抽氣扇	Systemair	CBF 125M	1	1	1	-	1	1	-	1	1	1	1	1	1	-	1	1	1	1	1	1	1	1
	Thermo Ventilator 浴室寶	Panasonic	FV-40BE2H	1	1	1	1	1	1	1	1	1	1	1	1	1	1	1	1	1	1	1	1	1	1
	Electric Water Heater 電熱水爐	STIEBEL ELTRON 斯寶亞創	DHB 27 STi	1	-	-	-	-	-	-	-	-	-	-	-	-	-	-	-	-	-	-	-	-	-
Bathroom 2 浴室2	Exhaust Fan 抽氣扇	Systemair	CBF 125M	1	-	-	-	-	-	-	-	-	-	-	-	-	-	-	-	-	-	-	-	-	-
	Thermo Ventilator 浴室寶	Panasonic	FV-40BE2H	1	-	-	-	-	-	-	-	-	-	-	-	-	-	-	-	-	-	-	-	-	-
Toilet 衛生間	Exhaust Fan 抽氣扇	Systemair	CBF 125M	-	-	-	-	-	-	1	-	1	-	-	-	-	-	-	-	-	1	1	1	1	1
Maintenance Void 維修空間	Exhaust Fan 抽氣扇	Systemair	CBF 160M	-	-	-	-	-	-	-	-	-	-	-	-	-	-	-	-	-	-	1	-	-	-

Tower 5 第5座

Location 位置	Appliance 設備	Brand Name 品牌名稱	Model No. 產品型號	G/F 地下					1/F-3/F and 5/F-12/F 1樓至3樓及5樓至12樓											15/F 15樓				
				C	D	E	F	G	A	B	C	D	E	F	G	H	J	K	A	B	C	D	E
Master Bathroom 主人浴室	Thermo Ventilator 浴室寶	Panasonic	FV-40BE2H	-	-	-	-	-	1	-	-	-	-	-	-	-	-	-	1	1	1	1	1
Bathroom / Bathroom 1 浴室 / 浴室 1	Gas Water Heater 煤氣熱水爐	TGC	TRJW222TFQL	-	-	-	-	-	-	-	-	-	-	-	-	-	-	-	-	-	1	-	-
	Exhaust Fan 抽氣扇	Systemair	CBF 125M	-	-	1	1	1	-	1	-	-	1	1	1	-	-	1	-	1	1	1	-
	Thermo Ventilator 浴室寶	Panasonic	FV-40BE2H	1	1	1	1	1	1	1	1	1	1	1	1	1	1	1	1	1	1	1	1
Toilet 衛生間	Exhaust Fan 抽氣扇	Systemair	CBF 125M	-	-	-	-	-	1	-	-	-	-	-	-	-	-	-	1	-	1	1	1
Maintenance Void 維修空間	Exhaust Fan 抽氣扇	Systemair	CBF 160M	-	-	-	-	-	-	-	-	-	-	-	-	-	-	-	-	-	-	1	-

The Vendor undertakes that if lifts or appliances of the specified brand name or model number are not installed in the Development, lifts or appliances of comparable quality will be installed.
賣方承諾如發展項目中沒有安裝指明的品牌名稱或產品型號的升降機或設備，便會安裝品質相若的升降機或設備。

Notes:
1. The Symbol "-" as shown in the above table denotes "Not Provided" or "Not Applicable".
2. 4/F, 13/F and 14/F are omitted.

註：
1. 上述符號 "-" 表示不提供或不適用。
2. 不設4樓、13樓及14樓。

Appliances Schedule 設備説明表

Appliances Schedule - Bathroom 設備説明表 - 浴室

Block H17-H18, H19-H20 & H21 第H17-H18座，H19-H20座及H21座

Location 位置	Appliance 設備	Brand Name 品牌名稱	Model No. 產品型號	1/F-3/F and 5/F 1樓至3樓及5樓									
				Block H17-H18 第H17-H18座				Block H19-H20 第H19-H20座				Block H21 第H21座	
				H17-A	H17-B	H18-A	H18-B	H19-A	H19-B	H20-A	H20-B	H21-A	H21-B
Bathroom 浴室	Thermo Ventilator 浴室寶	Panasonic	FV-40BE2H	1	1	1	1	1	1	1	1	1	1

The Vendor undertakes that if lifts or appliances of the specified brand name or model number are not installed in the Development, lifts or appliances of comparable quality will be installed.
賣方承諾如發展項目中沒有安裝指明的品牌名稱或產品型號的升降機或設備，便會安裝品質相若的升降機或設備。

Notes:
1. The Symbol "-" as shown in the above table denotes "Not Provided" or "Not Applicable".
2. 4/F is omitted.

註：
1. 上述符號 "-" 表示不提供或不適用。
2. 不設4樓。

Appliances Schedule 設備說明表

Appliances Schedule - Bathroom and Plant Room 設備說明表 - 浴室和機房

House 1-3, 5-12, 15 & 16 獨立屋1至3號、5至12號、15號及16號

Location 位置	Appliance 設備	Brand Name 品牌名稱	Model No. 產品型號	House Number 獨立屋編號												
				House 1 獨立屋 1號	House 2 獨立屋 2號	House 3 獨立屋 3號	House 5 獨立屋 5號	House 6 獨立屋 6號	House 7 獨立屋 7號	House 8 獨立屋 8號	House 9 獨立屋 9號	House 10 獨立屋 10號	House 11 獨立屋 11號	House 12 獨立屋 12號	House 15 獨立屋 15號	House 16 獨立屋 16號
Master Bathroom 主人浴室	Exhaust Fan 抽氣扇	Systemair	CBF 160M	1	1	1	1	1	1	1	1	1	1	1	1	1
	Thermo Ventilator 浴室寶	Panasonic	FV-40BE2H	1	1	1	1	1	1	1	1	1	1	1	1	1
Bathroom 1 浴室1	Exhaust Fan 抽氣扇	Systemair	CBF 125M	1	1	1	1	1	1	1	1	1	1	1	1	1
	Thermo Ventilator 浴室寶	Panasonic	FV-40BE2H	1	1	1	1	1	1	1	1	1	1	1	1	1
Bathroom 2 浴室2	Exhaust Fan 抽氣扇	Systemair	CBF 125M	1	1	1	1	1	1	1	1	1	1	1	1	1
	Thermo Ventilator 浴室寶	Panasonic	FV-40BE2H	1	1	1	1	1	1	1	1	1	1	1	1	1
Bathroom 3 浴室3 / Bathroom 3/4 浴室3/4	Exhaust Fan 抽氣扇	Systemair	CBF 125M	1	1	1	1	1	1	1	1	1	1	1	1	1
	Thermo Ventilator 浴室寶	Panasonic	FV-40BE2H	1	1	1	1	1	1	1	1	1	1	1	1	1
Unility Room 1 工作房1	Exhaust Fan 抽氣扇	Systemair	CBF 125M	-	-	1	1	1	-	-	-	-	1	1	1	1
	Gas Water Heater 煤氣熱水爐	TGC	TRJW222TFQL	-	-	-	-	-	-	-	-	-	3	3	3	3
Lavatory 洗手間	Exhaust Fan 抽氣扇	Systemair	CBF 125M	1	1	1	1	1	1	1	1	1	1	1	1	1
Powder Room 化妝間	Exhaust Fan 抽氣扇	Systemair	CBF 125M	1	1	1	1	1	1	1	1	1	1	1	1	1
Potable and Flushing Water Pump Room 食水及沖廁水泵房	Exhaust Fan 抽氣扇	Systemair	QSR 200	1	1	1	1	1	1	1	1	1	1	1	1	1
Hose Reel Plant Room 消防喉轆機房	Exhaust Fan 抽氣扇	Systemair	QSR 200	1	1	1	1	1	1	1	1	1	1	1	1	1

The Vendor undertakes that if lifts or appliances of the specified brand name or model number are not installed in the Development, lifts or appliances of comparable quality will be installed.
賣方承諾如發展項目中沒有安裝指明的品牌名稱或產品型號的升降機或設備，便會安裝品質相若的升降機或設備。

Notes:
1. The Symbol "-" as shown in the above table denotes "Not Provided" or "Not Applicable".
2. House 4, House 13 and House 14 are omitted.

註：
1. 上述符號 "-" 表示不提供或不適用。
2. 不設獨立屋4號，13號及14號。

Appliances Schedule 設備説明表

Appliances Schedule - Air Conditioner 設備説明表 - 冷氣機

Tower 1 第1座

Location 位置	Appliance 設備	Brand Name 品牌名稱	Model No. 產品型號		G/F 地下							1/F-3/F, 5/F-12/F and 15/F 1樓至3樓，5樓至12樓及15樓								16/F 16樓		
			Indoor unit 室內機	Outdoor unit 室外機	A	B	D	E	F	G	H	A	B	C	D	E	F	G	H	A	B	C
Living Room and Dining Room 客廳及飯廳	Split-type Air-Conditioner 分體式冷氣機	Mitsubishi Heavy Industries 三菱重工	SRK50ZS-S	SRC50ZS-S	-	-	1	1	1	-	1	-	-	1	1	1	1	-	1	-	2	2
	Multi-split type Air-Conditioner 分體式冷氣機	Mitsubishi Heavy Industries 三菱重工	SRK50ZS-S	SCM80ZM-S1	2	2	-	-	-	-	-	2	2	-	-	-	-	-	-	-	-	-
	Multi-split type Air-Conditioner 分體式冷氣機	Mitsubishi Heavy Industries 三菱重工	SRK50ZS-S	SCM80ZM-S1	-	-	-	-	-	1*	-	-	-	-	-	-	-	1*	-	-	-	-
	VRV Air-Conditioner 變頻多聯式冷氣機	Mitsubishi Heavy Industries 三菱重工	FDUT56KXE6F-E	FDC224KXZPE1	-	-	-	-	-	-	-	-	-	-	-	-	-	-	-	5*	-	-
Master Bedroom 主人睡房	Split-type Air-Conditioner 分體式冷氣機	Mitsubishi Heavy Industries 三菱重工	SRK50ZS-S	SRC50ZS-S	1	-	-	-	-	-	-	1	-	-	-	-	-	-	-	-	-	-
	Multi-split type Air-Conditioner 分體式冷氣機	Mitsubishi Heavy Industries 三菱重工	SRK35ZS-S	SCM60ZM-S	-	-	-	-	1*	-	1*	-	-	-	-	-	1*	-	1*	-	-	-
	Multi-split type Air-Conditioner 分體式冷氣機	Mitsubishi Heavy Industries 三菱重工	SRK50ZS-S	SCM80ZM-S1	-	2	-	-	-	-	-	-	1*	-	-	-	-	-	-	-	2*	1*
	VRV Air-Conditioner 變頻多聯式冷氣機	Mitsubishi Heavy Industries 三菱重工	FDK56KXZE1	FDC224KXZPE1	-	-	-	-	-	-	-	-	-	-	-	-	-	-	-	2*	-	-

The Vendor undertakes that if lifts or appliances of the specified brand name or model number are not installed in the Development, lifts or appliances of comparable quality will be installed.
賣方承諾如發展項目中沒有安裝指明的品牌名稱或產品型號的升降機或設備，便會安裝品質相若的升降機或設備。

Notes:
1. The symbol " - " as shown in the above table denotes " Not Provided " or " Not Applicable ".
2. The symbol "*" as shown in the above table denotes shared outdoor unit for different location of a flat.
3. 4/F, 13/F and 14/F are omitted.

註：
1. 上述符號 " - " 表示不提供或不適用。
2. 上述符號 " * " 表示同一單位不同位置共用一部室外機。
3. 不設4樓、13樓及14樓。

Appliances Schedule 設備説明表

Appliances Schedule - Air Conditioner 設備説明表 - 冷氣機

Tower 1 第1座

Location 位置	Appliance 設備	Brand Name 品牌名稱	Model No. 產品型號		G/F 地下							1/F-3/F, 5/F-12/F and 15/F 1樓至3樓，5樓至12樓及15樓								16/F 16樓		
			Indoor unit 室內機	Outdoor unit 室外機	A	B	D	E	F	G	H	A	B	C	D	E	F	G	H	A	B	C
Bedroom / Bedroom 1 睡房 / 睡房 1	Multi-split type Air-Conditioner 分體式冷氣機	Mitsubishi Heavy Industries 三菱重工	SRK25ZS-S	SRC50ZS-S	1*	-	1*	-	-	-	1*	-	-	-	1*	-	1*	-	-	-	-	-
	Multi-split type Air-Conditioner 分體式冷氣機	Mitsubishi Heavy Industries 三菱重工	SRK25ZS-S	SCM60ZM-S	-	-	-	-	1*	-	-	-	-	-	-	-	-	-	1*	-	-	-
	Multi-split type Air-Conditioner 分體式冷氣機	Mitsubishi Heavy Industries 三菱重工	SRK25ZS-S	SCM80ZM-S1	-	-	-	-	-	1*	-	-	-	-	-	-	-	1*	-	-	-	-
	Multi-split type Air-Conditioner 分體式冷氣機	Mitsubishi Heavy Industries 三菱重工	SRK35ZS-S	SCM80ZM-S1	-	-	-	-	-	-	-	-	1*	-	-	-	-	-	-	-	1*	-
	Multi-split type Air-Conditioner 分體式冷氣機	Mitsubishi Heavy Industries 三菱重工	SRK35ZS-S	SCM71ZM-S1	-	-	-	-	-	-	-	-	-	-	-	-	-	-	-	-	-	1*
	Multi-split type Air-Conditioner 分體式冷氣機	Mitsubishi Heavy Industries 三菱重工	SRK35ZS-S	SCM60ZM-S	-	1*	-	1*	-	-	-	1*	-	1*	-	1*	-	-	-	-	-	-
	VRV Air-Conditioner 變頻多聯式冷氣機	Mitsubishi Heavy Industries 三菱重工	FDK56KXZE1	FDC224KXZPE1	-	-	-	-	-	-	-	-	-	-	-	-	-	-	-	1*	-	-
Bedroom 2 睡房 2	Multi-split type Air-Conditioner 分體式冷氣機	Mitsubishi Heavy Industries 三菱重工	SRK25ZS-S	SRC50ZS-S	1*	-	1*	-	1*	-	-	1*	1*	-	1*	-	-	-	1*	-	-	-
	Multi-split type Air-Conditioner 分體式冷氣機	Mitsubishi Heavy Industries 三菱重工	SRK25ZS-S	SCM60ZM-S	-	-	-	1*	-	-	1*	-	-	1*	-	1*	1*	-	-	-	-	-
	Multi-split type Air-Conditioner 分體式冷氣機	Mitsubishi Heavy Industries 三菱重工	SRK35ZS-S	SCM80ZM-S1	-	-	-	-	-	-	-	-	-	-	-	-	-	-	-	-	1*	-
	Multi-split type Air-Conditioner 分體式冷氣機	Mitsubishi Heavy Industries 三菱重工	SRK35ZS-S	SCM71ZM-S1	-	1*	-	-	-	-	-	-	-	-	-	-	-	-	-	-	-	1*
	VRV Air-Conditioner 變頻多聯式冷氣機	Mitsubishi Heavy Industries 三菱重工	FDK56KXZE1	FDC224KXZPE1	-	-	-	-	-	-	-	-	-	-	-	-	-	-	-	1*	-	-

The Vendor undertakes that if lifts or appliances of the specified brand name or model number are not installed in the Development, lifts or appliances of comparable quality will be installed.
賣方承諾如發展項目中沒有安裝指明的品牌名稱或產品型號的升降機或設備，便會安裝品質相若的升降機或設備。

Notes:
1. The symbol " - " as shown in the above table denotes " Not Provided " or " Not Applicable ".
2. The symbol "*" as shown in the above table denotes shared outdoor unit for different location of a flat.
3. 4/F, 13/F and 14/F are omitted.

註：
1. 上述符號 " - " 表示不提供或不適用。
2. 上述符號 " * " 表示同一單位不同位置共用一部室外機。
3. 不設4樓、13樓及14樓。

Appliances Schedule 設備説明表

Appliances Schedule - Air Conditioner 設備説明表 - 冷氣機

Tower 1 第1座

Location 位置	Appliance 設備	Brand Name 品牌名稱	Model No. 產品型號		G/F 地下							1/F-3/F, 5/F-12/F and 15/F 1樓至3樓，5樓至12樓及15樓								16/F 16樓		
			Indoor unit 室內機	Outdoor unit 室外機	A	B	D	E	F	G	H	A	B	C	D	E	F	G	H	A	B	C
Bedroom 3 睡房 3	Multi-split type Air-Conditioner 分體式冷氣機	Mitsubishi Heavy Industries 三菱重工	SRK25ZS-S	SRC50ZS-S	1*	-	-	-	-	-	-	1*	1*	-	-	-	-	-	-	-	-	-
	Multi-split type Air-Conditioner 分體式冷氣機	Mitsubishi Heavy Industries 三菱重工	SRK35ZS-S	SCM71ZM-S1	-	1*	-	-	-	-	-	-	-	-	-	-	-	-	-	-	-	-
	VRV Air-Conditioner 變頻多聯式冷氣機	Mitsubishi Heavy Industries 三菱重工	FDK56KXZE1	FDC224KXZPE1	-	-	-	-	-	-	-	-	-	-	-	-	-	-	-	1*	-	-
Family Room 家庭室	VRV Air-Conditioner 變頻多聯式冷氣機	Mitsubishi Heavy Industries 三菱重工	FDUT56KXE6F-E	FDC224KXZPE1	-	-	-	-	-	-	-	-	-	-	-	-	-	-	-	1*	-	-
Study / Closet 書房 / 衣帽間	VRV Air-Conditioner 變頻多聯式冷氣機	Mitsubishi Heavy Industries 三菱重工	FDK56KXZE1	FDC224KXZPE1	-	-	-	-	-	-	-	-	-	-	-	-	-	-	-	1*	-	-
Utility Room 工作房	Split-type Air-Conditioner 分體式冷氣機	Mitsubishi Heavy Industries 三菱重工	SRK25ZS-S	SRC25ZS-S	-	-	-	-	-	-	-	-	1	-	-	-	-	-	-	-	1	-
	Multi-split type Air-Conditioner 分體式冷氣機	Mitsubishi Heavy Industries 三菱重工	SRK25ZS-S	SCM80ZM-S1	-	-	-	-	-	-	-	-	-	-	-	-	-	-	-	-	-	1*
	Multi-split type Air-Conditioner 分體式冷氣機	Mitsubishi Heavy Industries 三菱重工	SRK25ZS-S	SCM60ZM-S	-	1*	-	-	-	-	-	1*	-	-	-	-	-	-	-	-	-	-
	Multi-split type Air-Conditioner 分體式冷氣機	Mitsubishi Heavy Industries 三菱重工	SRK25ZS-S	SCM50ZS-S	1*	-	-	-	1*	-	1*	-	-	-	-	-	1*	-	1*	-	-	-
	VRV Air-Conditioner 變頻多聯式冷氣機	Mitsubishi Heavy Industries 三菱重工	FDK28KXZE1	FDC224KXZPE1	-	-	-	-	-	-	-	-	-	-	-	-	-	-	-	1*	-	-

The Vendor undertakes that if lifts or appliances of the specified brand name or model number are not installed in the Development, lifts or appliances of comparable quality will be installed.
賣方承諾如發展項目中沒有安裝指明的品牌名稱或產品型號的升降機或設備，便會安裝品質相若的升降機或設備。

Notes:
1. The symbol " - " as shown in the above table denotes " Not Provided " or " Not Applicable ".
2. The symbol "*" as shown in the above table denotes shared outdoor unit for different location of a flat.
3. 4/F, 13/F and 14/F are omitted.

註：
1. 上述符號 " - " 表示不提供或不適用。
2. 上述符號 " * " 表示同一單位不同位置共用一部室外機。
3. 不設4樓、13樓及14樓。

Appliances Schedule 設備説明表

Appliances Schedule - Air Conditioner 設備説明表 - 冷氣機

Tower 2 第2座

Location 位置	Appliance 設備	Brand Name 品牌名稱	Model No. 產品型號		G/F 地下							1/F-3/F, 5/F-12/F and 15/F-16/F 1樓至3樓，5樓至12樓及15樓至16樓								17/F 17樓		
			Indoor unit 室內機	Outdoor unit 室外機	A	B	C	D	E	F	H	A	B	C	D	E	F	G	H	A	B	C
Living Room and Dining Room 客廳及飯廳	Split-type Air-Conditioner 分體式冷氣機	Mitsubishi Heavy Industries 三菱重工	SRK50ZS-S	SRC50ZS-S	1	1	-	1	1	1	-	1	1	-	1	1	1	1	-	-	-	-
	Multi-split type Air-Conditioner 分體式冷氣機	Mitsubishi Heavy Industries 三菱重工	SRK35ZS-S	SCM60ZM-S	-	-	-	-	-	-	1*	-	-	-	-	-	-	-	1*	-	-	-
	Multi-split type Air-Conditioner 分體式冷氣機	Mitsubishi Heavy Industries 三菱重工	SRK50ZS-S	SCM80ZM-S1	-	-	1*	-	-	-	-	-	-	1*	-	-	-	-	-	-	-	-
	VRV Air-Conditioner 變頻多聯式冷氣機	Mitsubishi Heavy Industries 三菱重工	FDK56KXZE1	FDC224KXZPE1	-	-	-	-	-	-	-	-	-	-	-	-	-	-	-	2*	-	-
	VRV Air-Conditioner 變頻多聯式冷氣機	Mitsubishi Heavy Industries 三菱重工	FDK56KXZE1	FDC155KXES6	-	-	-	-	-	-	-	-	-	-	-	-	-	-	-	-	2*	2*
Master Bedroom 主人睡房	Multi-split type Air-Conditioner 分體式冷氣機	Mitsubishi Heavy Industries 三菱重工	SRK35ZS-S	SCM60ZM-S	1*	-	-	1*	-	-	-	1*	-	-	1*	-	-	-	-	-	-	-
	VRV Air-Conditioner 變頻多聯式冷氣機	Mitsubishi Heavy Industries 三菱重工	FDK36KXZE1	FDC224KXZPE1	-	-	-	-	-	-	-	-	-	-	-	-	-	-	-	2*	-	-
	VRV Air-Conditioner 變頻多聯式冷氣機	Mitsubishi Heavy Industries 三菱重工	FDK56KXZE1	FDC155KXES6	-	-	-	-	-	-	-	-	-	-	-	-	-	-	-	-	1*	1*

The Vendor undertakes that if lifts or appliances of the specified brand name or model number are not installed in the Development, lifts or appliances of comparable quality will be installed.
賣方承諾如發展項目中沒有安裝指明的品牌名稱或產品型號的升降機或設備，便會安裝品質相若的升降機或設備。

Notes:
1. The symbol " - " as shown in the above table denotes " Not Provided " or " Not Applicable ".
2. The symbol "*" as shown in the above table denotes shared outdoor unit for different location of a flat.
3. 4/F, 13/F and 14/F are omitted.

註：
1. 上述符號 " - " 表示不提供或不適用。
2. 上述符號 " * " 表示同一單位不同位置共用一部室外機。
3. 不設4樓、13樓及14樓。

Appliances Schedule 設備説明表

Appliances Schedule - Air Conditioner 設備説明表 - 冷氣機

Tower 2 第2座

Location 位置	Appliance 設備	Brand Name 品牌名稱	Model No. 產品型號		G/F 地下							1/F-3/F, 5/F-12/F and 15/F-16/F 1樓至3樓，5樓至12樓及15樓至16樓								17/F 17樓		
			Indoor unit 室內機	Outdoor unit 室外機	A	B	C	D	E	F	H	A	B	C	D	E	F	G	H	A	B	C
Bedroom / Bedroom 1 睡房 / 睡房 1	Multi-split type Air-Conditioner 分體式冷氣機	Mitsubishi Heavy Industries 三菱重工	SRK25ZS-S	SCM50ZS-S	1*	-	-	1*	1*	1*	-	1*	-	-	1*	1*	1*	-	-	-	-	-
	Multi-split type Air-Conditioner 分體式冷氣機	Mitsubishi Heavy Industries 三菱重工	SRK25ZS-S	SCM60ZM-S	-	1*	-	-	-	-	1*	-	1*	-	-	-	-	-	1*	-	-	-
	Multi-split type Air-Conditioner 分體式冷氣機	Mitsubishi Heavy Industries 三菱重工	SRK25ZS-S	SCM80ZM-S1	-	-	1*	-	-	-	-	-	-	1*	-	-	-	-	-	-	-	-
	Multi-split type Air-Conditioner 分體式冷氣機	Mitsubishi Heavy Industries 三菱重工	SRK35ZS-S	SCM60ZM-S	-	-	-	-	-	-	-	-	-	-	-	-	-	1*	-	-	-	-
	VRV Air-Conditioner 變頻多聯式冷氣機	Mitsubishi Heavy Industries 三菱重工	FDK28KXZE1	FDC155KXES6	-	-	-	-	-	-	-	-	-	-	-	-	-	-	-	-	1*	-
	VRV Air-Conditioner 變頻多聯式冷氣機	Mitsubishi Heavy Industries 三菱重工	FDK36KXZE1	FDC155KXES6	-	-	-	-	-	-	-	-	-	-	-	-	-	-	-	-	-	1*
	VRV Air-Conditioner 變頻多聯式冷氣機	Mitsubishi Heavy Industries 三菱重工	FDK56KXZE1	FDC224KXZPE1	-	-	-	-	-	-	-	-	-	-	-	-	-	-	-	1*	-	-
Bedroom 2 睡房 2	Split-type Air-Conditioner 分體式冷氣機	Mitsubishi Heavy Industries 三菱重工	SRK25ZS-S	SRC25ZS-S	-	-	-	-	-	-	-	-	-	1	-	-	-	-	-	-	-	-
	Multi-split type Air-Conditioner 分體式冷氣機	Mitsubishi Heavy Industries 三菱重工	SRK25ZS-S	SCM50ZS-S	1*	-	-	-	1*	1*	-	1*	-	-	-	1*	1*	-	-	-	-	-
	Multi-split type Air-Conditioner 分體式冷氣機	Mitsubishi Heavy Industries 三菱重工	SRK25ZS-S	SCM60ZM-S	-	-	-	1*	-	-	-	-	-	-	1*	-	-	1*	-	-	-	-
	Multi-split type Air-Conditioner 分體式冷氣機	Mitsubishi Heavy Industries 三菱重工	SRK35ZS-S	SCM60ZM-S	-	1*	-	-	-	-	-	-	1*	-	-	-	-	-	-	-	-	-
	VRV Air-Conditioner 變頻多聯式冷氣機	Mitsubishi Heavy Industries 三菱重工	FDK28KXZE1	FDC155KXES6	-	-	-	-	-	-	-	-	-	-	-	-	-	-	-	-	1*	1*
	VRV Air-Conditioner 變頻多聯式冷氣機	Mitsubishi Heavy Industries 三菱重工	FDK36KXZE1	FDC224KXZPE1	-	-	-	-	-	-	-	-	-	-	-	-	-	-	-	1*	-	-

The Vendor undertakes that if lifts or appliances of the specified brand name or model number are not installed in the Development, lifts or appliances of comparable quality will be installed.
賣方承諾如發展項目中沒有安裝指明的品牌名稱或產品型號的升降機或設備，便會安裝品質相若的升降機或設備。

Notes:
1. The symbol " - " as shown in the above table denotes " Not Provided " or " Not Applicable ".
2. The symbol "*" as shown in the above table denotes shared outdoor unit for different location of a flat.
3. 4/F, 13/F and 14/F are omitted.

註：
1. 上述符號 " - " 表示不提供或不適用。
2. 上述符號 " * " 表示同一單位不同位置共用一部室外機。
3. 不設4樓、13樓及14樓。

Appliances Schedule 設備説明表

Appliances Schedule - Air Conditioner 設備説明表 - 冷氣機

Tower 2 第2座

Location 位置	Appliance 設備	Brand Name 品牌名稱	Model No. 產品型號		G/F 地下							1/F-3/F, 5/F-12/F and 15/F-16/F 1樓至3樓，5樓至12樓及15樓至16樓								17/F 17樓		
			Indoor unit 室內機	Outdoor unit 室外機	A	B	C	D	E	F	H	A	B	C	D	E	F	G	H	A	B	C
Bedroom 3 睡房 3	VRV Air-Conditioner 變頻多聯式冷氣機	Mitsubishi Heavy Industries 三菱重工	FDK28KXZE1	FDC155KXES6	-	-	-	-	-	-	-	-	-	-	-	-	-	-	-	-	-	1*
	VRV Air-Conditioner 變頻多聯式冷氣機	Mitsubishi Heavy Industries 三菱重工	FDK36KXZE1	FDC224KXZPE1	-	-	-	-	-	-	-	-	-	-	-	-	-	-	-	1*	-	-
	VRV Air-Conditioner 變頻多聯式冷氣機	Mitsubishi Heavy Industries 三菱重工	FDK36KXZE1	FDC155KXES6	-	-	-	-	-	-	-	-	-	-	-	-	-	-	-	-	1*	-
Utility Room 工作房	Multi-split type Air-Conditioner 分體式冷氣機	Mitsubishi Heavy Industries 三菱重工	SRK25ZS-S	SCM50ZS-S	-	-	-	1*	-	-	-	-	-	-	1*	-	-	-	-	-	-	-
	Multi-split type Air-Conditioner 分體式冷氣機	Mitsubishi Heavy Industries 三菱重工	SRK25ZS-S	SCM60ZM-S	1*	-	-	-	-	-	-	1*	-	-	-	-	-	-	-	-	-	-
	VRV Air-Conditioner 變頻多聯式冷氣機	Mitsubishi Heavy Industries 三菱重工	FDK28KXZE1	FDC224KXZPE1	-	-	-	-	-	-	-	-	-	-	-	-	-	-	-	1*	-	-
	VRV Air-Conditioner 變頻多聯式冷氣機	Mitsubishi Heavy Industries 三菱重工	FDK28KXZE1	FDC155KXES6	-	-	-	-	-	-	-	-	-	-	-	-	-	-	-	-	1*	1*

The Vendor undertakes that if lifts or appliances of the specified brand name or model number are not installed in the Development, lifts or appliances of comparable quality will be installed.
賣方承諾如發展項目中沒有安裝指明的品牌名稱或產品型號的升降機或設備，便會安裝品質相若的升降機或設備。

Notes:
1. The symbol " - " as shown in the above table denotes " Not Provided " or " Not Applicable ".
2. The symbol "*" as shown in the above table denotes shared outdoor unit for different location of a flat.
3. 4/F, 13/F and 14/F are omitted.

註：
1. 上述符號 " - " 表示不提供或不適用。
2. 上述符號 " * " 表示同一單位不同位置共用一部室外機。
3. 不設4樓、13樓及14樓。

Appliances Schedule 設備説明表

Appliances Schedule - Air Conditioner 設備説明表 - 冷氣機

Tower 3 第3座

Location 位置	Appliance 設備	Brand Name 品牌名稱	Model No. 產品型號		G/F 地下						1/F-3/F, 5/F-12/F and 15/F-16/F 1樓至3樓，5樓至12樓及15樓至16樓											17/F 17樓				
			Indoor unit 室內機	Outdoor unit 室外機	E	F	G	H	J	K	A	B	C	D	E	F	G	H	J	K	L	A	B	C	D	E
Living Room and Dining Room 客廳及飯廳	Split-type Air-Conditioner 分體式冷氣機	Mitsubishi Heavy Industries 三菱重工	SRK50ZS-S	SRC50ZS-S	1	-	-	1	1	1	1	1	-	1	-	-	-	1	1	1	1	2	2	2	2	2
	Multi-split type Air-Conditioner 分體式冷氣機	Mitsubishi Heavy Industries 三菱重工	SRK50ZS-S	SCM80ZM-S1	-	1*	1*	-	-	-	-	-	1*	-	1*	1*	1*	-	-	-	-	-	-	-	-	-
Master Bedroom 主人睡房	Multi-split type Air-Conditioner 分體式冷氣機	Mitsubishi Heavy Industries 三菱重工	SRK35ZS-S	SCM60ZM-S	-	-	-	-	-	-	1*	-	1*	-	-	-	-	-	-	-	-	-	1*	-	-	1*
	Multi-split type Air-Conditioner 分體式冷氣機	Mitsubishi Heavy Industries 三菱重工	SRK50ZS-S	SCM80ZM-S1	-	-	-	-	-	-	-	-	-	-	-	-	-	-	-	-	-	1*	-	1*	1*	-
Bedroom / Bedroom 1 睡房 / 睡房 1	Multi-split type Air-Conditioner 分體式冷氣機	Mitsubishi Heavy Industries 三菱重工	SRK25ZS-S	SCM50ZS-S	-	-	-	1*	1*	-	1*	-	-	-	-	-	-	-	1*	-	1*	1*	1*	1*	1*	-
	Multi-split type Air-Conditioner 分體式冷氣機	Mitsubishi Heavy Industries 三菱重工	SRK25ZS-S	SCM60ZM-S	-	-	-	-	-	-	-	1*	-	1*	-	-	-	1*	-	-	-	-	-	-	-	-
	Multi-split type Air-Conditioner 分體式冷氣機	Mitsubishi Heavy Industries 三菱重工	SRK25ZS-S	SCM80ZM-S1	-	1*	1*	-	-	-	-	-	1*	-	1*	1*	1*	-	-	-	-	-	-	-	-	-
	Multi-split type Air-Conditioner 分體式冷氣機	Mitsubishi Heavy Industries 三菱重工	SRK35ZS-S	SCM60ZM-S	1*	-	-	-	-	1*	-	-	-	-	-	-	-	-	-	1*	-	-	-	-	-	1*
Bedroom 2 睡房 2	Multi-split type Air-Conditioner 分體式冷氣機	Mitsubishi Heavy Industries 三菱重工	SRK25ZS-S	SCM50ZS-S	-	-	-	1*	1*	-	-	-	-	-	-	-	-	-	1*	-	1*	1*	1*	1*	1*	-
	Multi-split type Air-Conditioner 分體式冷氣機	Mitsubishi Heavy Industries 三菱重工	SRK25ZS-S	SCM60ZM-S	1*	-	-	-	-	1*	1*	-	1*	-	-	-	-	-	-	1*	-	-	-	-	-	1*
	Multi-split type Air-Conditioner 分體式冷氣機	Mitsubishi Heavy Industries 三菱重工	SRK35ZS-S	SCM60ZM-S	-	-	-	-	-	-	-	1*	-	1*	-	-	-	1*	-	-	-	-	-	-	-	-

The Vendor undertakes that if lifts or appliances of the specified brand name or model number are not installed in the Development, lifts or appliances of comparable quality will be installed.
賣方承諾如發展項目中沒有安裝指明的品牌名稱或產品型號的升降機或設備，便會安裝品質相若的升降機或設備。

Notes:
1. The symbol " - " as shown in the above table denotes " Not Provided " or " Not Applicable ".
2. The symbol "*" as shown in the above table denotes shared outdoor unit for different location of a flat.
3. 4/F, 13/F and 14/F are omitted.

註：
1. 上述符號 " - " 表示不提供或不適用。
2. 上述符號 " * " 表示同一單位不同位置共用一部室外機。
3. 不設4樓、13樓及14樓。

Appliances Schedule 設備説明表

Appliances Schedule - Air Conditioner 設備説明表 - 冷氣機

Tower 3 第3座

Location 位置	Appliance 設備	Brand Name 品牌名稱	Model No. 產品型號		G/F 地下						1/F-3/F, 5/F-12/F and 15/F-16/F 1樓至3樓，5樓至12樓及15樓至16樓											17/F 17樓				
			Indoor unit 室內機	Outdoor unit 室外機	E	F	G	H	J	K	A	B	C	D	E	F	G	H	J	K	L	A	B	C	D	E
Utility Room 工作房	Split-type Air-Conditioner 分體式冷氣機	Mitsubishi Heavy Industries 三菱重工	SRK25ZS-S	SRC25ZS-S	-	-	-	-	-	-	-	-	1	-	-	-	-	-	-	-	-	-	-	-	-	-
	Multi-split type Air-Conditioner 分體式冷氣機	Mitsubishi Heavy Industries 三菱重工	SRK25ZS-S	SCM80ZM-S1	-	-	-	-	-	-	-	-	-	-	-	-	-	-	-	-	-	1*	-	1*	1*	-
	Multi-split type Air-Conditioner 分體式冷氣機	Mitsubishi Heavy Industries 三菱重工	SRK25ZS-S	SCM60ZM-S	-	-	-	-	-	-	-	-	-	-	-	-	-	-	-	-	-	-	1*	-	-	1*
	Multi-split type Air-Conditioner 分體式冷氣機	Mitsubishi Heavy Industries 三菱重工	SRK25ZS-S	SCM50ZS-S	-	-	-	-	-	-	1*	-	-	-	-	-	-	-	-	-	-	-	-	-	-	-

The Vendor undertakes that if lifts or appliances of the specified brand name or model number are not installed in the Development, lifts or appliances of comparable quality will be installed.
賣方承諾如發展項目中沒有安裝指明的品牌名稱或產品型號的升降機或設備，便會安裝品質相若的升降機或設備。

Notes:
1. The symbol " - " as shown in the above table denotes " Not Provided " or " Not Applicable ".
2. The symbol "*" as shown in the above table denotes shared outdoor unit for different location of a flat.
3. 4/F, 13/F and 14/F are omitted.

註：
1. 上述符號 " - " 表示不提供或不適用。
2. 上述符號 " * " 表示同一單位不同位置共用一部室外機。
3. 不設4樓、13樓及14樓。

Appliances Schedule 設備說明表

Appliances Schedule - Air Conditioner 設備說明表 - 冷氣機

Tower 5 第5座

Location 位置	Appliance 設備	Brand Name 品牌名稱	Model No. 產品型號		G/F 地下					1/F-3/F and 5/F-12/F 1樓至3樓及5樓至12樓										15/F 15樓				
			Indoor unit 室內機	Outdoor unit 室外機	C	D	E	F	G	A	B	C	D	E	F	G	H	J	K	A	B	C	D	E
Living Room and Dining Room 客廳及飯廳	Split-type Air-Conditioner 分體式冷氣機	Mitsubishi Heavy Industries 三菱重工	SRK50ZS-S	SRC50ZS-S	-	1	-	-	-	1	1	-	1	-	-	-	1	1	-	-	-	-	2	2
	Multi-split type Air-Conditioner 分體式冷氣機	Mitsubishi Heavy Industries 三菱重工	SRK35ZS-S	SCM71ZM-S1	-	-	-	-	-	-	-	-	-	-	-	-	-	-	-	-	2	-	-	-
	Multi-split type Air-Conditioner 分體式冷氣機	Mitsubishi Heavy Industries 三菱重工	SRK35ZS-S	SCM60ZM-S	1*	-	1*	1*	1*	-	-	1*	-	1*	1*	1*	-	-	1*	-	-	2*	-	-
	VRV Air-Conditioner 變頻多聯式冷氣機	Mitsubishi Heavy Industries 三菱重工	FDK56KXZE1	FDC155KXES6	-	-	-	-	-	-	-	-	-	-	-	-	-	-	-	2*	-	-	-	-
Master Bedroom 主人睡房	Split-type Air-Conditioner 分體式冷氣機	Mitsubishi Heavy Industries 三菱重工	SRK35ZS-S	SRC35ZS-S	-	-	-	-	-	-	-	-	-	-	-	-	-	-	-	-	1	-	-	-
	Multi-split type Air-Conditioner 分體式冷氣機	Mitsubishi Heavy Industries 三菱重工	SRK35ZS-S	SCM60ZM-S	-	-	-	-	-	1*	-	-	-	-	-	-	-	-	-	-	-	1*	-	-
	Multi-split type Air-Conditioner 分體式冷氣機	Mitsubishi Heavy Industries 三菱重工	SRK50ZS-S	SCM80ZM-S1	-	-	-	-	-	-	-	-	-	-	-	-	-	-	-	-	-	-	1*	1*
	VRV Air-Conditioner 變頻多聯式冷氣機	Mitsubishi Heavy Industries 三菱重工	FDK36KXZE1	FDC155KXES6	-	-	-	-	-	-	-	-	-	-	-	-	-	-	-	1*	-	-	-	-
Bedroom / Bedroom 1 睡房 / 睡房 1	Split-type Air-Conditioner 分體式冷氣機	Mitsubishi Heavy Industries 三菱重工	SRK25ZS-S	SRC25ZS-S	-	-	-	-	-	-	-	-	-	-	-	-	-	-	-	-	1	-	-	-
	Multi-split type Air-Conditioner 分體式冷氣機	Mitsubishi Heavy Industries 三菱重工	SRK25ZS-S	SCM60ZM-S	1*	1*	1*	1*	1*	-	-	1*	1*	1*	1*	1*	1*	1*	1*	-	-	1*	-	-

The Vendor undertakes that if lifts or appliances of the specified brand name or model number are not installed in the Development, lifts or appliances of comparable quality will be installed.
賣方承諾如發展項目中沒有安裝指明的品牌名稱或產品型號的升降機或設備，便會安裝品質相若的升降機或設備。

Notes:
1. The symbol " - " as shown in the above table denotes " Not Provided " or " Not Applicable ".
2. The symbol "*" as shown in the above table denotes shared outdoor unit for different location of a flat.
3. 4/F, 13/F and 14/F are omitted.

註：
1. 上述符號 " - " 表示不提供或不適用。
2. 上述符號 " * " 表示同一單位不同位置共用一部室外機。
3. 不設4樓、13樓及14樓。

Appliances Schedule 設備説明表

Appliances Schedule - Air Conditioner 設備説明表 - 冷氣機

Tower 5 第5座

Location 位置	Appliance 設備	Brand Name 品牌名稱	Model No. 產品型號		G/F 地下					1/F-3/F and 5/F-12/F 1樓至3樓及5樓至12樓										15/F 15樓				
			Indoor unit 室內機	Outdoor unit 室外機	C	D	E	F	G	A	B	C	D	E	F	G	H	J	K	A	B	C	D	E
Bedroom / Bedroom 1 睡房 / 睡房 1	Multi-split type Air-Conditioner 分體式冷氣機	Mitsubishi Heavy Industries 三菱重工	SRK25ZS-S	SCM50ZS-S	-	-	-	-	-	1*	1*	-	-	-	-	-	-	-	-	-	-	-	1*	1*
	VRV Air-Conditioner 變頻多聯式冷氣機	Mitsubishi Heavy Industries 三菱重工	FDK28KXZE1	FDC155KXES6	-	-	-	-	-	-	-	-	-	-	-	-	-	-	-	1*	-	-	-	-
Bedroom 2 睡房 2	Multi-split type Air-Conditioner 分體式冷氣機	Mitsubishi Heavy Industries 三菱重工	SRK25ZS-S	SCM60ZM-S	-	-	-	-	-	-	-	-	-	-	-	-	-	-	-	-	-	1*	-	-
	Multi-split type Air-Conditioner 分體式冷氣機	Mitsubishi Heavy Industries 三菱重工	SRK25ZS-S	SCM50ZS-S	-	-	-	-	-	1*	1*	-	-	-	-	-	-	-	-	-	-	-	1*	1*
	Multi-split type Air-Conditioner 分體式冷氣機	Mitsubishi Heavy Industries 三菱重工	SRK35ZS-S	SCM60ZM-S	-	1*	-	-	-	-	-	-	1*	-	-	-	1*	1*	-	-	-	-	-	-
	VRV Air-Conditioner 變頻多聯式冷氣機	Mitsubishi Heavy Industries 三菱重工	FDK28KXZE1	FDC155KXES6	-	-	-	-	-	-	-	-	-	-	-	-	-	-	-	1*	-	-	-	-
Bedroom 3 睡房 3	VRV Air-Conditioner 變頻多聯式冷氣機	Mitsubishi Heavy Industries 三菱重工	FDK28KXZE1	FDC155KXES6	-	-	-	-	-	-	-	-	-	-	-	-	-	-	-	1*	-	-	-	-
Utility Room 工作房	Multi-split type Air-Conditioner 分體式冷氣機	Mitsubishi Heavy Industries 三菱重工	SRK25ZS-S	SCM60ZM-S	-	-	-	-	-	1*	-	-	-	-	-	-	-	-	-	-	-	1*	-	-
	Multi-split type Air-Conditioner 分體式冷氣機	Mitsubishi Heavy Industries 三菱重工	SRK25ZS-S	SCM80ZM-S1	-	-	-	-	-	-	-	-	-	-	-	-	-	-	-	-	-	-	1*	1*
	VRV Air-Conditioner 變頻多聯式冷氣機	Mitsubishi Heavy Industries 三菱重工	FDK28KXZE1	FDC155KXES6	-	-	-	-	-	-	-	-	-	-	-	-	-	-	-	1*	-	-	-	-

The Vendor undertakes that if lifts or appliances of the specified brand name or model number are not installed in the Development, lifts or appliances of comparable quality will be installed.
賣方承諾如發展項目中沒有安裝指明的品牌名稱或產品型號的升降機或設備，便會安裝品質相若的升降機或設備。

Notes:
1. The symbol " - " as shown in the above table denotes " Not Provided " or " Not Applicable ".
2. The symbol "*" as shown in the above table denotes shared outdoor unit for different location of a flat.
3. 4/F, 13/F and 14/F are omitted.

註：
1. 上述符號 " - " 表示不提供或不適用。
2. 上述符號 " * " 表示同一單位不同位置共用一部室外機。
3. 不設4樓、13樓及14樓。

Appliances Schedule 設備説明表

Appliances Schedule - Air Conditioner 設備説明表 - 冷氣機

Block H17-H18, H19-H20 & H21 第H17-H18座，H19-H20座及H21座

Location 位置	Appliance 設備	Brand Name 品牌名稱	Model No. 產品型號		1/F-3/F and 5/F 1樓至3樓及5樓									
			Indoor unit 室內機	Outdoor unit 室外機	Block H17-H18 第H17-H18座				Block H19-H20 第H19-H20座				Block H21 第H21座	
					H17-A	H17-B	H18-A	H18-B	H19-A	H19-B	H20-A	H20-B	H21-A	H21-B
Living Room and Dining Room 客廳及飯廳	Multi-split type Air-Conditioner 分體式冷氣機	Mitsubishi Heavy Industries 三菱重工	SRK35ZS-S	SCM60ZM-S	2*	1*	2*	1*	2*	1*	2*	1*	2*	1*
Bedroom / Bedroom 1 睡房 / 睡房 1	Multi-split type Air-Conditioner 分體式冷氣機	Mitsubishi Heavy Industries 三菱重工	SRK25ZS-S	SCM60ZM-S	1*	1*	1*	1*	1*	1*	1*	1*	1*	1*
Bedroom 2 睡房 2	Multi-split type Air-Conditioner 分體式冷氣機	Mitsubishi Heavy Industries 三菱重工	SRK25ZS-S	SCM60ZM-S	1*	-	1*	-	1*	-	1*	-	1*	-

The Vendor undertakes that if lifts or appliances of the specified brand name or model number are not installed in the Development, lifts or appliances of comparable quality will be installed.
賣方承諾如發展項目中沒有安裝指明的品牌名稱或產品型號的升降機或設備，便會安裝品質相若的升降機或設備。

Notes:
1. The symbol " - " as shown in the above table denotes " Not Provided " or " Not Applicable ".
2. The symbol "*" as shown in the above table denotes shared outdoor unit for different location of a flat.
3. 4/F is omitted.

註：
1. 上述符號 " - " 表示不提供或不適用。
2. 上述符號 " * " 表示同一單位不同位置共用一部室外機。
3. 不設4樓。

Appliances Schedule 設備説明表

Appliances Schedule - Air Conditioner 設備説明表 - 冷氣機

House 1-3, 5-12, 15 & 16 獨立屋1至3號、5至12號、15號及16號

Location 位置	Appliance 設備	Brand Name 品牌名稱	Model No. 產品型號		House Number 獨立屋編號											
			Indoor unit 室內機	Outdoor unit 室外機	House 1 獨立屋 1號	House 2 獨立屋 2號	House 3 獨立屋 3號	House 5 獨立屋 5號	House 6 獨立屋 6號	House 7 獨立屋 7號	House 8 獨立屋 8號	House 9 獨立屋 9號	House 10 獨立屋 10號	House 11 獨立屋 11號	House 12 獨立屋 12號	House 15 獨立屋 15號	House 16 獨立屋 16號
Living Room and Dining Room 客廳及飯廳	VRV Air-Conditioner 變頻多聯式冷氣機	Mitsubishi Heavy Industries 三菱重工	FDUT71KXE6F-E	FDC280KXZE1	3*	3*	-	-	-	3*	3*	3*	3*	3*	3*	3*	3*
	VRV Air-Conditioner 變頻多聯式冷氣機	Mitsubishi Heavy Industries 三菱重工	FDUT71KXE6F-E	FDC400KXZE1	-	-	4*	4*	4*	-	-	-	-	-	-	-	-
Master Bedroom 主人睡房	VRV Air-Conditioner 變頻多聯式冷氣機	Mitsubishi Heavy Industries 三菱重工	FDUT36KXE6F-E	FDC280KXZE1	2*	2*	-	-	-	2*	2*	2*	2*	-	-	-	-
	VRV Air-Conditioner 變頻多聯式冷氣機	Mitsubishi Heavy Industries 三菱重工	FDUT56KXE6F-E	FDC280KXZE1	-	-	-	-	-	-	-	-	-	1*	1*	1*	1*
	VRV Air-Conditioner 變頻多聯式冷氣機	Mitsubishi Heavy Industries 三菱重工	FDUT71KXE6F-E	FDC400KXZE1	-	-	1*	1*	1*	-	-	-	-	-	-	-	-
Bedroom 1 睡房 1	VRV Air-Conditioner 變頻多聯式冷氣機	Mitsubishi Heavy Industries 三菱重工	FDUT28KXE6F-E	FDC280KXZE1	-	-	-	-	-	-	-	-	-	1*	1*	1*	1*
	VRV Air-Conditioner 變頻多聯式冷氣機	Mitsubishi Heavy Industries 三菱重工	FDUT36KXE6F-E	FDC280KXZE1	1*	1*	-	-	-	1*	1*	1*	1*	-	-	-	-
	VRV Air-Conditioner 變頻多聯式冷氣機	Mitsubishi Heavy Industries 三菱重工	FDUT36KXE6F-E	FDC400KXZE1	-	-	1*	1*	1*	-	-	-	-	-	-	-	-
Bedroom 2 睡房 2	VRV Air-Conditioner 變頻多聯式冷氣機	Mitsubishi Heavy Industries 三菱重工	FDUT36KXE6F-E	FDC280KXZE1	1*	1*	-	-	-	1*	1*	1*	1*	1*	1*	1*	1*
	VRV Air-Conditioner 變頻多聯式冷氣機	Mitsubishi Heavy Industries 三菱重工	FDUT36KXE6F-E	FDC400KXZE1	-	-	1*	1*	1*	-	-	-	-	-	-	-	-
Study Room 書房	VRV Air-Conditioner 變頻多聯式冷氣機	Mitsubishi Heavy Industries 三菱重工	FDUT71KXE6F-E	FDC400KXZE1	-	-	1*	1*	1*	-	-	-	-	-	-	-	-

The Vendor undertakes that if lifts or appliances of the specified brand name or model number are not installed in the Development, lifts or appliances of comparable quality will be installed.
賣方承諾如發展項目中沒有安裝指明的品牌名稱或產品型號的升降機或設備，便會安裝品質相若的升降機或設備。

Notes:
1. The symbol " - " as shown in the above table denotes " Not Provided " or " Not Applicable ".
2. The symbol "*" as shown in the above table denotes shared outdoor unit for different location of a flat.
3. House 4, House 13 and House 14 are omitted.

註：
1. 上述符號 " - " 表示不提供或不適用。
2. 上述符號 " * " 表示同一單位不同位置共用一部室外機。
3. 不設獨立屋4號，13號及14號。

Appliances Schedule 設備説明表

Appliances Schedule - Air Conditioner 設備説明表 - 冷氣機

House 1-3, 5-12, 15 & 16 獨立屋1至3號、5至12號、15號及16號

Location 位置	Appliance 設備	Brand Name 品牌名稱	Model No. 產品型號		House Number 獨立屋編號												
			Indoor unit 室內機	Outdoor unit 室外機	House 1 獨立屋 1號	House 2 獨立屋 2號	House 3 獨立屋 3號	House 5 獨立屋 5號	House 6 獨立屋 6號	House 7 獨立屋 7號	House 8 獨立屋 8號	House 9 獨立屋 9號	House 10 獨立屋 10號	House 11 獨立屋 11號	House 12 獨立屋 12號	House 15 獨立屋 15號	House 16 獨立屋 16號
Bedroom 3 睡房 3	VRV Air-Conditioner 變頻多聯式冷氣機	Mitsubishi Heavy Industries 三菱重工	FDUT28KXE6F-E	FDC400KXZE1	-	-	1*	1*	1*	-	-	-	-	-	-	-	-
	VRV Air-Conditioner 變頻多聯式冷氣機	Mitsubishi Heavy Industries 三菱重工	FDUT36KXE6F-E	FDC280KXZE1	1*	1*	-	-	-	1*	1*	1*	1*	1*	1*	1*	1*
Bedroom 4 睡房 4	VRV Air-Conditioner 變頻多聯式冷氣機	Mitsubishi Heavy Industries 三菱重工	FDUT28KXE6F-E	FDC400KXZE1	-	-	1*	1*	1*	-	-	-	-	-	-	-	-
Utility Room / Utility Room 2 工作房 / 工作房 2	VRV Air-Conditioner 變頻多聯式冷氣機	Mitsubishi Heavy Industries 三菱重工	FDK28KXZE1	FDC280KXZE1	1*	1*	-	-	-	1*	1*	1*	1*	1*	1*	1*	1*
	VRV Air-Conditioner 變頻多聯式冷氣機	Mitsubishi Heavy Industries 三菱重工	FDK28KXZE1	FDC400KXZE1	-	-	1*	1*	1*	-	-	-	-	-	-	-	-
Closet 衣帽間	VRV Air-Conditioner 變頻多聯式冷氣機	Mitsubishi Heavy Industries 三菱重工	FDUT28KXE6F-E	FDC400KXZE1	-	-	1*	1*	1*	-	-	-	-	-	-	-	-
Family Room 家庭室	VRV Air-Conditioner 變頻多聯式冷氣機	Mitsubishi Heavy Industries 三菱重工	FDUT56KXE6F-E	FDC400KXZE1	-	-	1*	1*	1*	-	-	-	-	-	-	-	-
Basement Lift Lobby 地庫升降機大堂	VRV Air-Conditioner 變頻多聯式冷氣機	Mitsubishi Heavy Industries 三菱重工	FDK28KXZE1	FDC280KXZE1	1*	1*	-	-	-	1*	1*	1*	1*	1*	1*	1*	1*
	VRV Air-Conditioner 變頻多聯式冷氣機	Mitsubishi Heavy Industries 三菱重工	FDK28KXZE1	FDC400KXZE1	-	-	1*	1*	1*	-	-	-	-	-	-	-	-

The Vendor undertakes that if lifts or appliances of the specified brand name or model number are not installed in the Development, lifts or appliances of comparable quality will be installed.
賣方承諾如發展項目中沒有安裝指明的品牌名稱或產品型號的升降機或設備，便會安裝品質相若的升降機或設備。

Notes:
1. The symbol " - " as shown in the above table denotes " Not Provided " or " Not Applicable ".
2. The symbol "*" as shown in the above table denotes shared outdoor unit for different location of a flat.
3. House 4, House 13 and House 14 are omitted.

註：
1. 上述符號 " - " 表示不提供或不適用。
2. 上述符號 " * " 表示同一單位不同位置共用一部室外機。
3. 不設獨立屋4號，13號及14號。

Schedule of Mechanical & Electrical Provisions - Fire Services Installation for Open Kitchen 機電裝置數量說明表 - 開放式廚房的消防設備

Tower 1 第1座

Location 位置	Provisions 裝置	G/F 地下							1/F-3/F and 5/F-12/F 1樓至3樓及5樓至12樓								15/F 15樓								16/F 16樓		
		A	B	D	E	F	G	H	A	B	C	D	E	F	G	H	A	B	C	D	E	F	G	H	A	B	C
Living Room and Dining Room 客廳及飯廳	Sprinkler Head 花灑頭	-	-	1#	-	-	1#	-	-	-	1#	1#	-	-	1#	-	-	-	1#	1#	-	-	1#	-	-	-	-
	Smoke Detector 煙霧偵測器	-	-	1#	-	-	1#	-	-	-	1#	1#	-	-	1#	-	-	-	1#	1#	-	-	1#	-	-	-	-

Tower 2 第2座

Location 位置	Provisions 裝置	G/F 地下							1/F-3/F, 5/F-12/F and 15/F 1樓至3樓，5樓至12樓及15樓								16/F 16樓								17/F 17樓		
		A	B	C	D	E	F	H	A	B	C	D	E	F	G	H	A	B	C	D	E	F	G	H	A	B	C
Open Kitchen 開放式廚房	Sprinkler Head 花灑頭	-	1#	1#	-	-	-	1#	-	1#	1#	-	-	-	1#	1#	-	1#	1#	-	-	-	1#	1#	-	-	-
Living Room and Dining Room 客廳及飯廳	Smoke Detector 煙霧偵測器	-	1#	1#	-	-	-	1#	-	1#	1#	-	-	-	1#	1#	-	1#	1#	-	-	-	1#	1#	-	-	-

Tower 3 第3座

Location 位置	Provisions 裝置	G/F 地下						1/F-3/F, 5/F-12/F and 15/F 1樓至3樓，5樓至12樓及15樓										16/F 16樓											17/F 17樓				
		E	F	G	H	J	K	A	B	C	D	E	F	G	H	J	K	L	A	B	C	D	E	F	G	H	J	K	L	A	B	C	D	E
Open Kitchen 開放式廚房	Sprinkler Head 花灑頭	1#	1#	1#	1#	1#	1#	-	1#	-	1#	1#	1#	1#	1#	1#	1#	1#	-	1#	-	1#	1#	1#	1#	1#	1#	1#	1#	-	-	-	-	-
Living Room and Dining Room 客廳及飯廳	Smoke Detector 煙霧偵測器	1#	1#	1#	1#	1#	1#	-	1#	-	1#	1#	1#	1#	1#	1#	1#	1#	-	1#	-	1#	1#	1#	1#	1#	1#	1#	1#	-	-	-	-	-

Notes:
1. The Symbol "-" as shown in the above table denotes "Not Provided" or "Not Applicable".
2. 4/F, 13/F and 14/F are omitted.
3. The symbol "#" as shown in the above table denotes the quantity of sprinkler heads and smoke detectors shall be at least 1.

註：
1. 上述符號 "-" 表示不提供或不適用。
2. 不設4樓、13樓及14樓。
3. 上述符號 "#" 表示花灑頭和煙霧偵測器數量最少為1。

Schedule of Mechanical & Electrical Provisions - Fire Services Installation for Open Kitchen 機電裝置數量說明表 - 開放式廚房的消防設備

Tower 5 第5座

Location 位置	Provisions 裝置	G/F 地下					1/F-3/F and 5/F-11/F 1樓至3樓及5樓至11樓										12/F 12樓										15/F 15樓				
		C	D	E	F	G	A	B	C	D	E	F	G	H	J	K	A	B	C	D	E	F	G	H	J	K	A	B	C	D	E
Open Kitchen 開放式廚房	Sprinkler Head 花灑頭	1#	1#	1#	1#	1#	-	1#	1#	1#	1#	1#	1#	-	-	1#	-	1#	1#	1#	1#	1#	1#	-	-	1#	-	-	-	-	-
Living Room and Dining Room 客廳及飯廳	Smoke Detector 煙霧偵測器	1#	1#	1#	1#	1#	-	1#	1#	1#	1#	1#	1#	-	-	1#	-	1#	1#	1#	1#	1#	1#	-	-	1#	-	-	-	-	-

Notes:
1. The Symbol "-" as shown in the above table denotes "Not Provided" or "Not Applicable".
2. 4/F, 13/F and 14/F are omitted.
3. The symbol "#" as shown in the above table denotes the quantity of sprinkler heads and smoke detectors shall be at least 1.

註：
1. 上述符號 "-" 表示不提供或不適用。
2. 不設4樓、13樓及14樓。
3. 上述符號 "#" 表示花灑頭和煙霧偵測器數量最少為1。

Block H17-H18, H19-H20 & H21 第H17-H18座，H19-H20座及H21座

Location 位置	Provisions 裝置	1/F - 3/F and 5/F 1樓至3樓及5樓									
		H17-A	H17-B	H18-A	H18-B	H19-A	H19-B	H20-A	H20-B	H21-A	H21-B
Open Kitchen 開放式廚房	Sprinkler Head 花灑頭	1#	1#	1#	1#	1#	1#	1#	1#	-	1#
Living Room and Dining Room 客廳及飯廳	Smoke Detector 煙霧偵測器	1#	1#	1#	1#	1#	1#	1#	1#	-	1#

Notes:
1. The Symbol "-" as shown in the above table denotes "Not Provided" or "Not Applicable".
2. 4/F is omitted.
3. The symbol "#" as shown in the above table denotes the quantity of sprinkler heads and smoke detectors shall be at least 1.

註：
1. 上述符號 "-" 表示不提供或不適用。
2. 不設4樓。
3. 上述符號 "#" 表示花灑頭和煙霧偵測器數量最少為1。

Schedule of Mechanical & Electrical Provisions 機電裝置數量說明表

Tower 1 第1座

Location 位置	Provision 裝置		G/F 地下							1/F 1樓							
	Exposed Type 外露型	Non-Exposed Type 非外露型	A	B	D	E	F	G	H	A	B	C	D	E	F	G	H
Main Entrance 大門入口	Door Bell Push Button 門鈴按鈕		1	1	1	1	1	1	1	1	1	1	1	1	1	1	1
Lift Lobby 升降機大堂	Lighting Switch 燈具開關		-	-	-	-	-	-	-	2	2	-	-	-	-	-	-
	Lighting Point 燈位		-	-	-	-	-	-	-	2	2	-	-	-	-	-	-
		Fused Spur Unit for Luminaire 接線位連保險絲供燈帶	-	-	-	-	-	-	-	1	1	-	-	-	-	-	-
		Connection Point for Wall Luminaire 接線位供牆身燈	-	-	-	-	-	-	-	2	2	-	-	-	-	-	-
Living Room and Dining Room 客廳及飯廳	TV / FM Connection Point 電視 / 收音機天線接駁點		2	2	2	2	2	2	2	2	2	2	2	2	2	2	2
	Telephone Connection Point 電話接駁點		2	2	2	2	2	2	2	2	2	2	2	2	2	2	2
	Lighting Switch 燈具開關		9	10	8	9	9	4	9	8	8	7	8	9	9	4	8
	Lighting Point 燈位		7	6	4	4	6	2	6	5	5	3	4	4	6	2	5
	Equipment Switch 設備開關		4	4	2	3	3	1	3	4	4	2	2	3	3	1	3
	13A Single Socket Outlet 13A 單位電插座		1	1	1	1	1	-	1	1	1	1	1	1	1	-	1
		13A Single Socket Outlet 13A 單位電插座	1	1	-	-	1	-	1	1	1	-	-	-	1	-	1
		13A Single Socket Outlet (Connected To Kitchen Appliance) 13A 單位電插座 (已接駁廚房設備)	-	-	2	-	-	2	-	-	-	2	2	-	-	2	-
	13A Twin Socket Outlet 13A 雙位電插座		4	4	3	4	4	3	4	4	4	3	3	4	4	3	4
	Spare Connection Point 備用接駁點		1	1	1	1	1	1	1	1	1	1	1	1	1	1	1
	Switch for Indoor A/C Unit 室內冷氣機開關掣		2	2	1	1	1	1	1	2	2	1	1	1	1	1	1

Notes:
1. The symbol “ - ” as shown in the above table denotes “ Not Provided ” or “ Not Applicable ”.
2. The symbol ">" as shown in the above table denotes the provisions are installed in the dining room.
3. 4/F, 13/F and 14/F are omitted.

註：
1. 上述符號 " - " 表示不提供或不適用。
2. 上述符號 " > " 表示裝置安裝於飯廳。
3. 不設4樓、13樓及14樓。

Schedule of Mechanical & Electrical Provisions 機電裝置數量說明表

Tower 1 第1座

Location 位置	Provision 裝置		2/F-3/F, 5/F-12/F and 15/F 2樓至3樓，5樓至12樓及15樓								16/F 16樓		
	Exposed Type 外露型	Non-Exposed Type 非外露型	A	B	C	D	E	F	G	H	A	B	C
Main Entrance 大門入口	Door Bell Push Button 門鈴按鈕		1	1	1	1	1	1	1	1	1	1	1
Lift Lobby 升降機大堂	Lighting Switch 燈具開關		2	2	-	-	-	-	-	-	2	-	-
	Lighting Point 燈位		2	2	-	-	-	-	-	-	2	-	-
		Fused Spur Unit for Luminaire 接線位連保險絲供燈帶	1	1	-	-	-	-	-	-	1	-	-
		Connection Point for Wall Luminaire 接線位供牆身燈	2	2	-	-	-	-	-	-	2	-	-
Living Room And Dining Room 客廳及飯廳	TV / FM Connection Point 電視 / 收音機天線接駁點		2	2	2	2	2	2	2	2	3	2	2
	Telephone Connection Point 電話接駁點		2	2	2	2	2	2	2	2	3	2	2
	Lighting Switch 燈具開關		8	8	7	8	9	9	4	8	5	11	11
	Lighting Point 燈位		5	5	3	4	4	6	2	5	5	8	7
	Equipment Switch 設備開關		4	4	2	2	3	3	1	3	4	4	4
	13A Single Socket Outlet 13A 單位電插座		1	1	1	1	1	1	-	1	1	1	1
		13A Single Socket Outlet 13A 單位電插座	1	1	-	-	-	1	-	1	1	1	1
		13A Single Socket Outlet (Connected To Kitchen Appliance) 13A 單位電插座 (已接駁廚房設備)	-	-	2	2	-	-	2	-	-	-	-
	13A Twin Socket Outlet 13A 雙位電插座		4	4	3	3	4	4	3	4	4	4	4
	Spare Connection Point 備用接駁點		1	1	1	1	1	1	1	1	3	2	1
	Switch for Indoor A/C Unit 室內冷氣機開關掣		2	2	1	1	1	1	1	1	5	2	2

Notes:
1. The symbol “ - ” as shown in the above table denotes “ Not Provided ” or “ Not Applicable ”.
2. The symbol ">" as shown in the above table denotes the provisions are installed in the dining room.
3. 4/F, 13/F and 14/F are omitted.

註：
1. 上述符號 " - " 表示不提供或不適用。
2. 上述符號 " > " 表示裝置安裝於飯廳。
3. 不設4樓、13樓及14樓。

Schedule of Mechanical & Electrical Provisions 機電裝置數量說明表

Tower 1 第1座

Location 位置	Provision 裝置		G/F 地下							1/F 1樓							
	Exposed Type 外露型	Non-Exposed Type 非外露型	A	B	D	E	F	G	H	A	B	C	D	E	F	G	H
Family Room 家庭室	TV / FM Connection Point 電視 / 收音機天線接駁點		-	-	-	-	-	-	-	-	-	-	-	-	-	-	-
	Telephone Connection Point 電話接駁點		-	-	-	-	-	-	-	-	-	-	-	-	-	-	-
	Lighting Switch 燈具開關		-	-	-	-	-	-	-	-	-	-	-	-	-	-	-
	Lighting Point 燈位		-	-	-	-	-	-	-	-	-	-	-	-	-	-	-
	Equipment Switch 設備開關		-	-	-	-	-	-	-	-	-	-	-	-	-	-	-
	13A Single Socket Outlet 13A 單位電插座		-	-	-	-	-	-	-	-	-	-	-	-	-	-	-
	13A Twin Socket Outlet 13A 雙位電插座		-	-	-	-	-	-	-	-	-	-	-	-	-	-	-
	Spare Connection Point 備用接駁點		-	-	-	-	-	-	-	-	-	-	-	-	-	-	-
	Switch for Indoor A/C Unit 室內冷氣機開關掣		-	-	-	-	-	-	-	-	-	-	-	-	-	-	-
Kitchen / Open Kitchen 廚房 / 開放式廚房		Door Bell 門鈴	1	1	1>	1	1	1>	1	1	1	1>	1>	1	1	1>	1
		Fused Spur Unit for Door Bell 接線位連保險絲供門鈴	1	1	1>	1	1	1>	1	1	1	1>	1>	1	1	1>	1
	Lighting Point 燈位		6	5	-	3	5	-	6	6	7	-	-	3	5	-	6
		13A Single Socket Outlet (Connected To Kitchen Appliance) 13A 單位電插座 (已接駁廚房設備)	9	10	1	4	5	1	5	9	10	1	1	4	5	1	5
	13A Twin Socket Outlet 13A 雙位電插座		1	1	1	1	1	1	1	1	1	1	1	1	1	1	1
		Isolator for Electric Water Heater 電熱水爐隔離開關掣	-	-	1	-	-	1	-	-	-	1	1	-	-	1	-
		Fused Spur Unit for Exhaust Fan 接線位連保險絲供抽氣扇	1	1	-	1	1	-	1	1	1	-	-	1	1	-	1

Notes:
1. The symbol " - " as shown in the above table denotes " Not Provided " or " Not Applicable ".
2. The symbol ">" as shown in the above table denotes the provisions are installed in the dining room.
3. 4/F, 13/F and 14/F are omitted.

註：
1. 上述符號 " - " 表示不提供或不適用。
2. 上述符號 " > " 表示裝置安裝於飯廳。
3. 不設4樓、13樓及14樓。

Schedule of Mechanical & Electrical Provisions 機電裝置數量說明表

Tower 1 第1座

Location 位置	Provision 裝置		2/F-3/F, 5/F-12/F and 15/F 2樓至3樓，5樓至12樓及15樓								16/F 16樓		
	Exposed Type 外露型	Non-Exposed Type 非外露型	A	B	C	D	E	F	G	H	A	B	C
Family Room 家庭室	TV / FM Connection Point 電視 / 收音機天線接駁點		-	-	-	-	-	-	-	-	2	-	-
	Telephone Connection Point 電話接駁點		-	-	-	-	-	-	-	-	2	-	-
	Lighting Switch 燈具開關		-	-	-	-	-	-	-	-	5	-	-
	Lighting Point 燈位		-	-	-	-	-	-	-	-	10	-	-
	Equipment Switch 設備開關		-	-	-	-	-	-	-	-	1	-	-
	13A Single Socket Outlet 13A 單位電插座		-	-	-	-	-	-	-	-	1	-	-
	13A Twin Socket Outlet 13A 雙位電插座		-	-	-	-	-	-	-	-	2	-	-
	Spare Connection Point 備用接駁點		-	-	-	-	-	-	-	-	1	-	-
	Switch for Indoor A/C Unit 室內冷氣機開關掣		-	-	-	-	-	-	-	-	1	-	-
Kitchen / Open Kitchen 廚房 / 開放式廚房		Door Bell 門鈴	1	1	1>	1>	1	1	1>	1	1	1	1
		Fused Spur Unit for Door Bell 接線位連保險絲供門鈴	1	1	1>	1>	1	1	1>	1	1	1	1
	Lighting Point 燈位		6	7	-	-	3	5	-	6	5	5	6
		13A Single Socket Outlet (Connected To Kitchen Appliance) 13A 單位電插座 (已接駁廚房設備)	9	10	1	1	4	5	1	5	11	7	6
	13A Twin Socket Outlet 13A 雙位電插座		1	1	1	1	1	1	1	1	2	2	2
		Isolator for Electric Water Heater 電熱水爐隔離開關掣	-	-	1	1	-	-	1	-	-	-	-
		Fused Spur Unit for Exhaust Fan 接線位連保險絲供抽氣扇	1	1	-	-	1	1	-	1	1	1	1

Notes:
1. The symbol " - " as shown in the above table denotes " Not Provided " or " Not Applicable ".
2. The symbol ">" as shown in the above table denotes the provisions are installed in the dining room.
3. 4/F, 13/F and 14/F are omitted.

註：
1. 上述符號 " - " 表示不提供或不適用。
2. 上述符號 " > " 表示裝置安裝於飯廳。
3. 不設4樓、13樓及14樓。

Schedule of Mechanical & Electrical Provisions 機電裝置數量說明表

Tower 1 第1座

Location 位置	Provision 裝置		G/F 地下							1/F 1樓							
	Exposed Type 外露型	Non-Exposed Type 非外露型	A	B	D	E	F	G	H	A	B	C	D	E	F	G	H
Kitchen / Open Kitchen 廚房 / 開放式廚房		Fused Spur Unit for Gas Water Heater 接線位連保險絲供煤氣熱水爐	2	2	-	1	1	-	1	2	2	-	-	1	1	-	1
		Fused Spur Unit for Kitchen Cabinet Luminaire 接線位連保險絲供廚櫃燈	1	1	1	1	1	1	1	1	1	1	1	1	1	1	1
		Power Connection Unit for Steam Combination Oven 接線座供蒸焗爐	-	-	1>	1	1	1>	1	-	-	1>	1>	1	1	1>	1
		Power Connection Unit for Steam Oven 接線座供蒸爐	1	1	-	-	-	-	-	1	1	-	-	-	-	-	-
		Power Connection Unit for Induction Hob 接線座供電磁爐	1	1	1	-	-	1	-	1	1	1	1	-	-	1	-
		Power Connection Unit for Barbecue Grill 接線座供燒烤爐	-	-	-	-	-	-	-	-	-	-	-	-	-	-	-
		Equipment Switch 設備開關	2	2	2>	1	1	2>	1	2	2	2>	2>	1	1	2>	1
		Distribution Board 配電箱	-	-	1>	1	-	1>	-	-	-	1>	1>	1	-	1>	-
		Towngas Connection Point 煤氣接駁點	1	1	-	1	1	-	1	1	1	-	-	1	1	-	1
		Washing Machine / Washer Dryer Connection Point (Water Point) 洗衣機 / 洗衣乾衣機接駁點(來水位)	-	1	1>	1	1	1>	1	-	1	1>	1>	1	1	1>	1
		Washing Machine / Washer Dryer Connection Point (Drain Point) 洗衣機 / 洗衣乾衣機接駁點(去水位)	-	1	1>	1	1	1>	1	-	1	1>	1>	1	1	1>	1

Notes:
1. The symbol “ - ” as shown in the above table denotes “ Not Provided ” or “ Not Applicable ”.
2. The symbol ">" as shown in the above table denotes the provisions are installed in the dining room.
3. 4/F, 13/F and 14/F are omitted.

註：
1. 上述符號 " - " 表示不提供或不適用。
2. 上述符號 " > " 表示裝置安裝於飯廳。
3. 不設4樓、13樓及14樓。

Schedule of Mechanical & Electrical Provisions 機電裝置數量說明表

Tower 1 第1座

Location 位置	Provision 裝置		2/F-3/F, 5/F-12/F and 15/F 2樓至3樓，5樓至12樓及15樓								16/F 16樓		
	Exposed Type 外露型	Non-Exposed Type 非外露型	A	B	C	D	E	F	G	H	A	B	C
Kitchen / Open Kitchen 廚房 / 開放式廚房		Fused Spur Unit for Gas Water Heater 接線位連保險絲供煤氣熱水爐	2	2	-	-	1	1	-	1	3	2	2
		Fused Spur Unit for Kitchen Cabinet Luminaire 接線位連保險絲供廚櫃燈	1	1	1	1	1	1	1	1	1	1	1
		Power Connection Unit for Steam Combination Oven 接線座供蒸焗爐	-	-	1>	1>	1	1	1>	1	-	1	1
		Power Connection Unit for Steam Oven 接線座供蒸爐	1	1	-	-	-	-	-	-	1	-	-
		Power Connection Unit for Induction Hob 接線座供電磁爐	1	1	1	1	-	-	1	-	2	1	1
		Power Connection Unit for Barbecue Grill 接線座供燒烤爐	-	-	-	-	-	-	-	-	1	-	-
		Equipment Switch 設備開關	2	2	2>	2>	1	1	2>	1	4	2	2
		Distribution Board 配電箱	-	-	1>	1>	1	-	1>	-	-	-	-
		Towngas Connection Point 煤氣接駁點	1	1	-	-	1	1	-	1	1	1	1
		Washing Machine / Washer Dryer Connection Point (Water Point) 洗衣機 / 洗衣乾衣機接駁點(來水位)	-	1	1>	1>	1	1	1>	1	-	1	-
		Washing Machine / Washer Dryer Connection Point (Drain Point) 洗衣機 / 洗衣乾衣機接駁點(去水位)	-	1	1>	1>	1	1	1>	1	-	1	-

Notes:
1. The symbol “ - ” as shown in the above table denotes “ Not Provided ” or “ Not Applicable ”.
2. The symbol ">" as shown in the above table denotes the provisions are installed in the dining room.
3. 4/F, 13/F and 14/F are omitted.

註：
1. 上述符號 " - " 表示不提供或不適用。
2. 上述符號 " > " 表示裝置安裝於飯廳。
3. 不設4樓、13樓及14樓。

Schedule of Mechanical & Electrical Provisions 機電裝置數量說明表

Tower 1 第1座

Location 位置	Provision 裝置		G/F 地下							1/F 1樓							
	Exposed Type 外露型	Non-Exposed Type 非外露型	A	B	D	E	F	G	H	A	B	C	D	E	F	G	H
Master Bathroom 主人浴室	Lighting Point 燈位		4	7	-	-	3	-	3	4	5	-	-	-	3	-	3
		Fused Spur Unit for Mirror Cabinet Luminaire 接線位連保險絲供鏡櫃燈	1	1	-	-	1	-	1	1	1	-	-	-	1	-	1
		Connection Point for Mirror Cabinet Luminaire 接線位供鏡櫃燈	1	1	-	-	1	-	1	1	1	-	-	-	1	-	1
		13A Single Socket Outlet 13A 單位電插座	1	1	-	-	1	-	1	1	1	-	-	-	1	-	1
		Fused Spur Unit for Exhaust Fan 接線位連保險絲供抽氣扇	-	1	-	-	-	-	-	-	1	-	-	-	-	-	-
		Fused Spur Unit for Heated Towel Rack 接線位連保險絲供熱毛巾架	-	-	-	-	-	-	-	-	-	-	-	-	-	-	-
		Fused Spur Unit for Pivot Mirror 接線位連保險絲供化妝鏡	-	-	-	-	-	-	-	-	-	-	-	-	-	-	-
		Power Connection Unit for Thermo Ventilator 接線座供浴室寶	1	1	-	-	1	-	1	1	1	-	-	-	1	-	1
		Gas Water Heater Remote Control 煤氣熱水爐溫度控制器	1	1	-	-	1	-	1	1	1	-	-	-	1	-	1
Bathroom / Bathroom 1 浴室 / 浴室 1	Lighting Point 燈位		3	3	3	3	3	3	3	3	3	3	3	3	3	3	3
		Fused Spur Unit for Mirror Cabinet Luminaire 接線位連保險絲供鏡櫃燈	1	1	1	1	1	1	1	1	1	1	1	1	1	1	1
		Connection Point for Mirror Cabinet Luminaire 接線位供鏡櫃燈	1	1	1	1	1	1	1	1	1	1	1	1	1	1	1
		13A Single Socket Outlet 13A 單位電插座	1	1	1	1	1	1	1	1	1	1	1	1	1	1	1
		Fused Spur Unit for Exhaust Fan 接線位連保險絲供抽氣扇	-	1	1	-	-	1	1	-	1	1	1	-	-	1	1
		Power Connection Unit for Thermo Ventilator 接線座供浴室寶	1	1	1	1	1	1	1	1	1	1	1	1	1	1	1
		Gas Water Heater Remote Control 煤氣熱水爐溫度控制器	1	1	-	1	1	-	1	1	1	-	-	1	1	-	1
		Electric Water Heater Remote Control 電熱水爐溫度控制器	-	-	1	-	-	1	-	-	-	1	1	-	-	1	-

Notes:
1. The symbol " - " as shown in the above table denotes " Not Provided " or " Not Applicable ".
2. The symbol ">" as shown in the above table denotes the provisions are installed in the dining room.
3. 4/F, 13/F and 14/F are omitted.

註：
1. 上述符號 " - " 表示不提供或不適用。
2. 上述符號 " > " 表示裝置安裝於飯廳。
3. 不設4樓、13樓及14樓。

Schedule of Mechanical & Electrical Provisions 機電裝置數量說明表

Tower 1 第1座

Location 位置	Provision 裝置		2/F-3/F, 5/F-12/F and 15/F 2樓至3樓，5樓至12樓及15樓								16/F 16樓		
	Exposed Type 外露型	Non-Exposed Type 非外露型	A	B	C	D	E	F	G	H	A	B	C
Master Bathroom 主人浴室	Lighting Point 燈位		4	5	-	-	-	3	-	3	8	4	5
		Fused Spur Unit for Mirror Cabinet Luminaire 接線位連保險絲供鏡櫃燈	1	1	-	-	-	1	-	1	1	1	1
		Connection Point for Mirror Cabinet Luminaire 接線位供鏡櫃燈	1	1	-	-	-	1	-	1	1	1	1
		13A Single Socket Outlet 13A 單位電插座	1	1	-	-	-	1	-	1	1	1	1
		Fused Spur Unit for Exhaust Fan 接線位連保險絲供抽氣扇	-	1	-	-	-	-	-	-	1	1	1
		Fused Spur Unit for Heated Towel Rack 接線位連保險絲供熱毛巾架	-	-	-	-	-	-	-	-	1	1	1
		Fused Spur Unit for Pivot Mirror 接線位連保險絲供化妝鏡	-	-	-	-	-	-	-	-	1	1	1
		Power Connection Unit for Thermo Ventilator 接線座供浴室寶	1	1	-	-	-	1	-	1	1	1	1
		Gas Water Heater Remote Control 煤氣熱水爐溫度控制器	1	1	-	-	-	1	-	1	1	1	1
Bathroom / Bathroom 1 浴室 / 浴室 1	Lighting Point 燈位		3	3	3	3	3	3	3	3	3	4	3
		Fused Spur Unit for Mirror Cabinet Luminaire 接線位連保險絲供鏡櫃燈	1	1	1	1	1	1	1	1	1	1	1
		Connection Point for Mirror Cabinet Luminaire 接線位供鏡櫃燈	1	1	1	1	1	1	1	1	1	1	1
		13A Single Socket Outlet 13A 單位電插座	1	1	1	1	1	1	1	1	1	1	1
		Fused Spur Unit for Exhaust Fan 接線位連保險絲供抽氣扇	-	1	1	1	-	-	1	1	-	1	1
		Power Connection Unit for Thermo Ventilator 接線座供浴室寶	1	1	1	1	1	1	1	1	1	1	1
		Gas Water Heater Remote Control 煤氣熱水爐溫度控制器	1	1	-	-	1	1	-	1	1	1	1
		Electric Water Heater Remote Control 電熱水爐溫度控制器	-	-	1	1	-	-	1	-	-	-	-

Notes:
1. The symbol " - " as shown in the above table denotes " Not Provided " or " Not Applicable ".
2. The symbol ">" as shown in the above table denotes the provisions are installed in the dining room.
3. 4/F, 13/F and 14/F are omitted.

註：
1. 上述符號 " - " 表示不提供或不適用。
2. 上述符號 " > " 表示裝置安裝於飯廳。
3. 不設4樓、13樓及14樓。

Schedule of Mechanical & Electrical Provisions 機電裝置數量說明表

Tower 1 第1座

Location 位置	Provision 裝置		G/F 地下							1/F 1樓							
	Exposed Type 外露型	Non-Exposed Type 非外露型	A	B	D	E	F	G	H	A	B	C	D	E	F	G	H
Bathroom 2 浴室 2	Lighting Point 燈位		3	3	-	-	-	-	-	4	4	-	-	-	-	-	-
		Fused Spur Unit for Mirror Cabinet Luminaire 接線位連保險絲供鏡櫃燈	1	1	-	-	-	-	-	1	1	-	-	-	-	-	-
		Connection Point for Mirror Cabinet Luminaire 接線位供鏡櫃燈	1	1	-	-	-	-	-	1	1	-	-	-	-	-	-
		13A Single Socket Outlet 13A 單位電插座	1	1	-	-	-	-	-	1	1	-	-	-	-	-	-
		Fused Spur Unit for Exhaust Fan 接線位連保險絲供抽氣扇	1	-	-	-	-	-	-	1	1	-	-	-	-	-	-
		Power Connection Unit for Thermo Ventilator 接線座供浴室寶	1	1	-	-	-	-	-	1	1	-	-	-	-	-	-
		Gas Water Heater Remote Control 煤氣熱水爐溫度控制器	1	1	-	-	-	-	-	1	1	-	-	-	-	-	-
Bathroom 3 浴室 3	Lighting Point 燈位		-	-	-	-	-	-	-	-	-	-	-	-	-	-	-
		Fused Spur Unit for Mirror Cabinet Luminaire 接線位連保險絲供鏡櫃燈	-	-	-	-	-	-	-	-	-	-	-	-	-	-	-
		Connection Point for Mirror Cabinet Luminaire 接線位供鏡櫃燈	-	-	-	-	-	-	-	-	-	-	-	-	-	-	-
		13A Single Socket Outlet 13A 單位電插座	-	-	-	-	-	-	-	-	-	-	-	-	-	-	-
		Fused Spur Unit for Exhaust Fan 接線位連保險絲供抽氣扇	-	-	-	-	-	-	-	-	-	-	-	-	-	-	-
		Power Connection Unit for Thermo Ventilator 接線座供浴室寶	-	-	-	-	-	-	-	-	-	-	-	-	-	-	-
		Gas Water Heater Remote Control 煤氣熱水爐溫度控制器	-	-	-	-	-	-	-	-	-	-	-	-	-	-	-
		Electric Water Heater Remote Control 電熱水爐溫度控制器	-	-	-	-	-	-	-	-	-	-	-	-	-	-	-

Notes:
1. The symbol “ - ” as shown in the above table denotes “ Not Provided ” or “ Not Applicable ”.
2. The symbol ">" as shown in the above table denotes the provisions are installed in the dining room.
3. 4/F, 13/F and 14/F are omitted.

註：
1. 上述符號 " - " 表示不提供或不適用。
2. 上述符號 " > " 表示裝置安裝於飯廳。
3. 不設4樓、13樓及14樓。

Schedule of Mechanical & Electrical Provisions 機電裝置數量說明表

Tower 1 第1座

Location 位置	Provision 裝置		2/F-3/F, 5/F-12/F and 15/F 2樓至3樓，5樓至12樓及15樓								16/F 16樓		
	Exposed Type 外露型	Non-Exposed Type 非外露型	A	B	C	D	E	F	G	H	A	B	C
Bathroom 2 浴室 2	Lighting Point 燈位		4	4	-	-	-	-	-	-	3	-	3
		Fused Spur Unit for Mirror Cabinet Luminaire 接線位連保險絲供鏡櫃燈	1	1	-	-	-	-	-	-	1	-	1
		Connection Point for Mirror Cabinet Luminaire 接線位供鏡櫃燈	1	1	-	-	-	-	-	-	1	-	1
		13A Single Socket Outlet 13A 單位電插座	1	1	-	-	-	-	-	-	1	-	1
		Fused Spur Unit for Exhaust Fan 接線位連保險絲供抽氣扇	1	1	-	-	-	-	-	-	1	-	1
		Power Connection Unit for Thermo Ventilator 接線座供浴室寶	1	1	-	-	-	-	-	-	1	-	1
		Gas Water Heater Remote Control 煤氣熱水爐溫度控制器	1	1	-	-	-	-	-	-	1	-	1
Bathroom 3 浴室 3	Lighting Point 燈位		-	-	-	-	-	-	-	-	3	-	-
		Fused Spur Unit for Mirror Cabinet Luminaire 接線位連保險絲供鏡櫃燈	-	-	-	-	-	-	-	-	1	-	-
		Connection Point for Mirror Cabinet Luminaire 接線位供鏡櫃燈	-	-	-	-	-	-	-	-	1	-	-
		13A Single Socket Outlet 13A 單位電插座	-	-	-	-	-	-	-	-	1	-	-
		Fused Spur Unit for Exhaust Fan 接線位連保險絲供抽氣扇	-	-	-	-	-	-	-	-	1	-	-
		Power Connection Unit for Thermo Ventilator 接線座供浴室寶	-	-	-	-	-	-	-	-	1	-	-
		Gas Water Heater Remote Control 煤氣熱水爐溫度控制器	-	-	-	-	-	-	-	-	1	-	-
		Electric Water Heater Remote Control 電熱水爐溫度控制器	-	-	-	-	-	-	-	-	-	-	-

Notes:
1. The symbol “ - ” as shown in the above table denotes “ Not Provided ” or “ Not Applicable ”.
2. The symbol ">" as shown in the above table denotes the provisions are installed in the dining room.
3. 4/F, 13/F and 14/F are omitted.

註：
1. 上述符號 " - " 表示不提供或不適用。
2. 上述符號 " > " 表示裝置安裝於飯廳。
3. 不設4樓、13樓及14樓。

Schedule of Mechanical & Electrical Provisions 機電裝置數量說明表

Tower 1 第1座

Location 位置	Provision 裝置		G/F 地下							1/F 1樓							
	Exposed Type 外露型	Non-Exposed Type 非外露型	A	B	D	E	F	G	H	A	B	C	D	E	F	G	H
Master Bedroom 主人睡房	TV / FM Connection Point 電視 / 收音機天線接駁點		1	1	-	-	1	-	1	1	1	-	-	-	1	-	1
	Telephone Connection Point 電話接駁點		1	1	-	-	1	-	1	1	1	-	-	-	1	-	1
	Lighting Switch 燈具開關		4	5	-	-	3	-	3	5	4	-	-	-	4	-	4
	Lighting Point 燈位		2	4	-	-	2	-	2	2	2	-	-	-	2	-	2
	Equipment Switch 設備開關		1	1	-	-	1	-	1	1	1	-	-	-	1	-	1
	13A Twin Socket Outlet 13A 雙位電插座		2	2	-	-	2	-	2	2	2	-	-	-	2	-	2
	Spare Connection Point 備用接駁點		1	1	-	-	1	-	1	1	1	-	-	-	1	-	1
	Switch for Indoor A/C Unit 室內冷氣機開關掣		1	2	-	-	1	-	1	1	1	-	-	-	1	-	1
Bedroom / Bedroom 1 睡房 / 睡房 1	TV / FM Connection Point 電視 / 收音機天線接駁點		1	1	1	1	1	1	1	1	1	1	1	1	1	1	1
	Telephone Connection Point 電話接駁點		1	1	1	1	1	1	1	1	1	1	1	1	1	1	1
	Lighting Switch 燈具開關		3	1	1	2	1	3	1	3	4	2	2	1	1	3	1
	Lighting Point 燈位		1	1	2	2	1	1	1	1	1	2	2	2	1	1	1
	Equipment Switch 設備開關		1	-	-	-	-	1	-	1	1	-	-	-	-	1	-
	13A Single Socket Outlet 13A 單位電插座		2	2	2	2	2	2	2	2	2	2	2	2	2	2	2
	13A Twin Socket Outlet 13A 雙位電插座		-	-	-	-	-	-	-	-	-	-	-	-	-	-	-
	Spare Connection Point 備用接駁點		1	1	1	1	1	1	1	1	1	1	1	1	1	1	1
	Switch for Indoor A/C Unit 室內冷氣機開關掣		1	1	1	1	1	1	1	1	1	1	1	1	1	1	1

Notes:
1. The symbol “ - ” as shown in the above table denotes “ Not Provided ” or “ Not Applicable ”.
2. The symbol ">" as shown in the above table denotes the provisions are installed in the dining room.
3. 4/F, 13/F and 14/F are omitted.

註：
1. 上述符號 " - " 表示不提供或不適用。
2. 上述符號 " > " 表示裝置安裝於飯廳。
3. 不設4樓、13樓及14樓。

Schedule of Mechanical & Electrical Provisions 機電裝置數量說明表

Tower 1 第1座

Location 位置	Provision 裝置		2/F-3/F, 5/F-12/F and 15/F 2樓至3樓，5樓至12樓及15樓								16/F 16樓		
	Exposed Type 外露型	Non-Exposed Type 非外露型	A	B	C	D	E	F	G	H	A	B	C
Master Bedroom 主人睡房	TV / FM Connection Point 電視 / 收音機天線接駁點		1	1	-	-	-	1	-	1	2	2	2
	Telephone Connection Point 電話接駁點		1	1	-	-	-	1	-	1	2	1	1
	Lighting Switch 燈具開關		5	4	-	-	-	4	-	4	3	5	3
	Lighting Point 燈位		2	2	-	-	-	2	-	2	2	3	2
	Equipment Switch 設備開關		1	1	-	-	-	1	-	1	2	2	2
	13A Twin Socket Outlet 13A 雙位電插座		2	2	-	-	-	2	-	2	3	3	3
	Spare Connection Point 備用接駁點		1	1	-	-	-	1	-	1	2	1	1
	Switch for Indoor A/C Unit 室內冷氣機開關掣		1	1	-	-	-	1	-	1	2	2	1
Bedroom / Bedroom 1 睡房 / 睡房 1	TV / FM Connection Point 電視 / 收音機天線接駁點		1	1	1	1	1	1	1	1	2	1	1
	Telephone Connection Point 電話接駁點		1	1	1	1	1	1	1	1	1	1	1
	Lighting Switch 燈具開關		3	3	2	2	1	1	3	1	3	1	3
	Lighting Point 燈位		1	1	2	2	2	1	1	1	2	1	1
	Equipment Switch 設備開關		1	1	-	-	-	-	1	-	1	-	1
	13A Single Socket Outlet 13A 單位電插座		2	2	2	2	2	2	2	2	-	2	2
	13A Twin Socket Outlet 13A 雙位電插座		-	-	-	-	-	-	-	-	2	-	-
	Spare Connection Point 備用接駁點		1	1	1	1	1	1	1	1	1	1	1
	Switch for Indoor A/C Unit 室內冷氣機開關掣		1	1	1	1	1	1	1	1	1	1	1

Notes:
1. The symbol “ - ” as shown in the above table denotes “ Not Provided ” or “ Not Applicable ”.
2. The symbol ">" as shown in the above table denotes the provisions are installed in the dining room.
3. 4/F, 13/F and 14/F are omitted.

註：
1. 上述符號 " - " 表示不提供或不適用。
2. 上述符號 " > " 表示裝置安裝於飯廳。
3. 不設4樓、13樓及14樓。

Schedule of Mechanical & Electrical Provisions 機電裝置數量說明表

Tower 1 第1座

Location 位置	Provision 裝置		G/F 地下							1/F 1樓							
	Exposed Type 外露型	Non-Exposed Type 非外露型	A	B	D	E	F	G	H	A	B	C	D	E	F	G	H
Bedroom 2 睡房 2	TV / FM Connection Point 電視 / 收音機天線接駁點		1	1	1	1	1	-	1	1	1	1	1	1	1	-	1
	Telephone Connection Point 電話接駁點		1	1	1	1	1	-	1	1	1	1	1	1	1	-	1
	Lighting Switch 燈具開關		1	3	1	1	2	-	1	1	1	1	1	1	1	-	1
	Lighting Point 燈位		1	1	1	1	1	-	1	1	1	1	1	1	1	-	1
	Equipment Switch 設備開關		-	1	-	-	-	-	-	-	-	-	-	-	-	-	-
	13A Single Socket Outlet 13A 單位電插座		2	2	2	2	2	-	2	2	2	2	2	2	2	-	2
	13A Twin Socket Outlet 13A 雙位電插座		-	-	-	-	-	-	-	-	-	-	-	-	-	-	-
	Spare Connection Point 備用接駁點		1	1	1	1	1	-	1	1	1	1	1	1	1	-	1
	Switch for Indoor A/C Unit 室內冷氣機開關掣		1	1	1	1	1	-	1	1	1	1	1	1	1	-	1
Bedroom 3 睡房 3	TV / FM Connection Point 電視 / 收音機天線接駁點		1	1	-	-	-	-	-	1	1	-	-	-	-	-	-
	Telephone Connection Point 電話接駁點		1	1	-	-	-	-	-	1	1	-	-	-	-	-	-
	Lighting Switch 燈具開關		1	1	-	-	-	-	-	1	1	-	-	-	-	-	-
	Lighting Point 燈位		1	1	-	-	-	-	-	1	1	-	-	-	-	-	-
	Equipment Switch 設備開關		-	-	-	-	-	-	-	-	-	-	-	-	-	-	-
	13A Single Socket Outlet 13A 單位電插座		2	2	-	-	-	-	-	2	2	-	-	-	-	-	-
	Spare Connection Point 備用接駁點		1	1	-	-	-	-	-	1	1	-	-	-	-	-	-
	Switch for Indoor A/C Unit 室內冷氣機開關掣		1	1	-	-	-	-	-	1	1	-	-	-	-	-	-

Notes:
1. The symbol " - " as shown in the above table denotes " Not Provided " or " Not Applicable ".
2. The symbol ">" as shown in the above table denotes the provisions are installed in the dining room.
3. 4/F, 13/F and 14/F are omitted.

註：
1. 上述符號 " - " 表示不提供或不適用。
2. 上述符號 " > " 表示裝置安裝於飯廳。
3. 不設4樓、13樓及14樓。

Schedule of Mechanical & Electrical Provisions 機電裝置數量說明表

Tower 1 第1座

Location 位置	Provision 裝置		2/F-3/F, 5/F-12/F and 15/F 2樓至3樓，5樓至12樓及15樓								16/F 16樓		
	Exposed Type 外露型	Non-Exposed Type 非外露型	A	B	C	D	E	F	G	H	A	B	C
Bedroom 2 睡房 2	TV / FM Connection Point 電視 / 收音機天線接駁點		1	1	1	1	1	1	-	1	2	1	1
	Telephone Connection Point 電話接駁點		1	1	1	1	1	1	-	1	1	1	1
	Lighting Switch 燈具開關		1	1	1	1	1	1	-	1	4	1	1
	Lighting Point 燈位		1	1	1	1	1	1	-	1	2	1	1
	Equipment Switch 設備開關		-	-	-	-	-	-	-	-	1	-	-
	13A Single Socket Outlet 13A 單位電插座		2	2	2	2	2	2	-	2	-	2	2
	13A Twin Socket Outlet 13A 雙位電插座		-	-	-	-	-	-	-	-	2	-	-
	Spare Connection Point 備用接駁點		1	1	1	1	1	1	-	1	1	1	1
	Switch for Indoor A/C Unit 室內冷氣機開關掣		1	1	1	1	1	1	-	1	1	1	1
Bedroom 3 睡房 3	TV / FM Connection Point 電視 / 收音機天線接駁點		1	1	-	-	-	-	-	-	2	-	-
	Telephone Connection Point 電話接駁點		1	1	-	-	-	-	-	-	1	-	-
	Lighting Switch 燈具開關		1	1	-	-	-	-	-	-	3	-	-
	Lighting Point 燈位		1	1	-	-	-	-	-	-	1	-	-
	Equipment Switch 設備開關		-	-	-	-	-	-	-	-	1	-	-
	13A Single Socket Outlet 13A 單位電插座		2	2	-	-	-	-	-	-	2	-	-
	Spare Connection Point 備用接駁點		1	1	-	-	-	-	-	-	1	-	-
	Switch for Indoor A/C Unit 室內冷氣機開關掣		1	1	-	-	-	-	-	-	1	-	-

Notes:
1. The symbol “ - ” as shown in the above table denotes “ Not Provided ” or “ Not Applicable ”.
2. The symbol ">" as shown in the above table denotes the provisions are installed in the dining room.
3. 4/F, 13/F and 14/F are omitted.

註：
1. 上述符號 " - " 表示不提供或不適用。
2. 上述符號 " > " 表示裝置安裝於飯廳。
3. 不設4樓、13樓及14樓。

Schedule of Mechanical & Electrical Provisions 機電裝置數量說明表

Tower 1 第1座

Location 位置	Provision 裝置		G/F 地下							1/F 1樓							
	Exposed Type 外露型	Non-Exposed Type 非外露型	A	B	D	E	F	G	H	A	B	C	D	E	F	G	H
Utility Room 工作房	Lighting Switch 燈具開關		2	2	-	-	2	-	2	2	2	-	-	-	2	-	2
	Lighting Point 燈位		1	1	-	-	1	-	1	1	1	-	-	-	1	-	1
	Equipment Switch 設備開關		1	1	-	-	1	-	1	1	1	-	-	-	1	-	1
		Washing Machine / Washer Dryer Connection Point (Water Point) 洗衣機 / 洗衣乾衣機接駁點(來水位)	1	-	-	-	-	-	-	1	-	-	-	-	-	-	-
		Washing Machine / Washer Dryer Connection Point (Drain Point) 洗衣機 / 洗衣乾衣機接駁點(去水位)	1	-	-	-	-	-	-	1	-	-	-	-	-	-	-
		13A Single Socket Outlet (Connected to Kitchen Appliance) 13A 單位電插座 (已接駁廚房設備)	1	-	-	-	-	-	-	1	-	-	-	-	-	-	-
	13A Twin Socket Outlet 13A 雙位電插座		1	1	-	-	1	-	1	1	1	-	-	-	1	-	1
	Switch for Indoor A/C Unit 室內冷氣機開關掣		1	1	-	-	1	-	1	1	1	-	-	-	1	-	1
	Distribution Board 配電箱		1	1	-	-	1	-	1	1	1	-	-	-	1	-	1
Toilet 衛生間	Lighting Point 燈位		1	1	-	-	1	-	1	1	1	-	-	-	1	-	1
		Fused Spur Unit for Exhaust Fan 接線位連保險絲供抽氣扇	1	1	-	-	1	-	1	1	1	-	-	-	1	-	1

Notes:
1. The symbol " - " as shown in the above table denotes " Not Provided " or " Not Applicable ".
2. The symbol ">" as shown in the above table denotes the provisions are installed in the dining room.
3. 4/F, 13/F and 14/F are omitted.

註：
1. 上述符號 " - " 表示不提供或不適用。
2. 上述符號 " > " 表示裝置安裝於飯廳。
3. 不設4樓、13樓及14樓。

Schedule of Mechanical & Electrical Provisions 機電裝置數量說明表

Tower 1 第1座

Location 位置	Provision 裝置		2/F-3/F, 5/F-12/F and 15/F 2樓至3樓，5樓至12樓及15樓								16/F 16樓		
	Exposed Type 外露型	Non-Exposed Type 非外露型	A	B	C	D	E	F	G	H	A	B	C
Utility Room 工作房	Lighting Switch 燈具開關		2	2	-	-	-	2	-	2	3	2	2
	Lighting Point 燈位		1	1	-	-	-	1	-	1	2	1	1
	Equipment Switch 設備開關		1	1	-	-	-	1	-	1	1	1	1
		Washing Machine / Washer Dryer Connection Point (Water Point) 洗衣機 / 洗衣乾衣機接駁點(來水位)	1	-	-	-	-	-	-	-	1	-	1
		Washing Machine / Washer Dryer Connection Point (Drain Point) 洗衣機 / 洗衣乾衣機接駁點(去水位)	1	-	-	-	-	-	-	-	1	-	1
		13A Single Socket Outlet (Connected to Kitchen Appliance) 13A 單位電插座 (已接駁廚房設備)	1	-	-	-	-	-	-	-	2	-	1
	13A Twin Socket Outlet 13A 雙位電插座		1	1	-	-	-	1	-	1	1	1	1
	Switch for Indoor A/C Unit 室內冷氣機開關掣		1	1	-	-	-	1	-	1	1	1	1
	Distribution Board 配電箱		1	1	-	-	-	1	-	1	1	1	1
Toilet 衛生間	Lighting Point 燈位		1	1	-	-	-	1	-	1	1	1	1
		Fused Spur Unit for Exhaust Fan 接線位連保險絲供抽氣扇	1	1	-	-	-	1	-	1	1	1	1

Notes:
1. The symbol " - " as shown in the above table denotes " Not Provided " or " Not Applicable ".
2. The symbol ">" as shown in the above table denotes the provisions are installed in the dining room.
3. 4/F, 13/F and 14/F are omitted.

註：
1. 上述符號 " - " 表示不提供或不適用。
2. 上述符號 " > " 表示裝置安裝於飯廳。
3. 不設4樓、13樓及14樓。

Schedule of Mechanical & Electrical Provisions 機電裝置數量說明表

Tower 1 第1座

Location 位置	Provision 裝置		G/F 地下							1/F 1樓							
	Exposed Type 外露型	Non-Exposed Type 非外露型	A	B	D	E	F	G	H	A	B	C	D	E	F	G	H
Study / Closet 書房 / 衣帽間	TV / FM Connection Point 電視 / 收音機天線接駁點		-	-	-	-	-	-	-	-	-	-	-	-	-	-	-
	Telephone Connection Point 電話接駁點		-	-	-	-	-	-	-	-	-	-	-	-	-	-	-
	Lighting Switch 燈具開關		-	-	-	-	-	-	-	-	-	-	-	-	-	-	-
	Lighting Point 燈位		-	-	-	-	-	-	-	-	-	-	-	-	-	-	-
	13A Single Socket Outlet 13A 單位電插座		-	-	-	-	-	-	-	-	-	-	-	-	-	-	-
	Spare Connection Point 備用接駁點		-	-	-	-	-	-	-	-	-	-	-	-	-	-	-
	Switch for Indoor A/C Unit 室內冷氣機開關掣		-	-	-	-	-	-	-	-	-	-	-	-	-	-	-
Powder Room 化妝間	Lighting Point 燈位		-	-	-	-	-	-	-	-	-	-	-	-	-	-	-
		Fused Spur Unit for Exhaust Fan 接線位連保險絲供抽氣扇	-	-	-	-	-	-	-	-	-	-	-	-	-	-	-
		Fused Spur Unit for Mirror Cabinet Luminaire 接線位連保險絲供鏡櫃燈	-	-	-	-	-	-	-	-	-	-	-	-	-	-	-
		Connection Point for Mirror Cabinet Luminaire 接線位供鏡櫃燈	-	-	-	-	-	-	-	-	-	-	-	-	-	-	-
Store Room 儲物房	Lighting Point 燈位		-	-	1	-	-	-	-	-	-	-	1	-	-	-	-
	Lighting Switch 燈具開關		-	-	-	-	-	-	-	-	-	-	-	-	-	-	-
	13A Single Socket Outlet 13A 單位電插座		-	-	-	-	-	-	-	-	-	-	-	-	-	-	-

Notes:
1. The symbol “ - ” as shown in the above table denotes “ Not Provided ” or “ Not Applicable ”.
2. The symbol ">" as shown in the above table denotes the provisions are installed in the dining room.
3. 4/F, 13/F and 14/F are omitted.

註：
1. 上述符號 " - " 表示不提供或不適用。
2. 上述符號 " > " 表示裝置安裝於飯廳。
3. 不設4樓、13樓及14樓。

Schedule of Mechanical & Electrical Provisions 機電裝置數量說明表

Tower 1 第1座

Location 位置	Provision 裝置		2/F-3/F, 5/F-12/F and 15/F 2樓至3樓，5樓至12樓及15樓								16/F 16樓		
	Exposed Type 外露型	Non-Exposed Type 非外露型	A	B	C	D	E	F	G	H	A	B	C
Study / Closet 書房 / 衣帽間	TV / FM Connection Point 電視 / 收音機天線接駁點		-	-	-	-	-	-	-	-	1	-	-
	Telephone Connection Point 電話接駁點		-	-	-	-	-	-	-	-	1	-	-
	Lighting Switch 燈具開關		-	-	-	-	-	-	-	-	1	-	-
	Lighting Point 燈位		-	-	-	-	-	-	-	-	1	-	-
	13A Single Socket Outlet 13A 單位電插座		-	-	-	-	-	-	-	-	2	-	-
	Spare Connection Point 備用接駁點		-	-	-	-	-	-	-	-	1	-	-
	Switch for Indoor A/C Unit 室內冷氣機開關掣		-	-	-	-	-	-	-	-	1	-	-
Powder Room 化妝間	Lighting Point 燈位		-	-	-	-	-	-	-	-	2	-	-
		Fused Spur Unit for Exhaust Fan 接線位連保險絲供抽氣扇	-	-	-	-	-	-	-	-	1	-	-
		Fused Spur Unit for Mirror Cabinet Luminaire 接線位連保險絲供鏡櫃燈	-	-	-	-	-	-	-	-	1	-	-
		Connection Point for Mirror Cabinet Luminaire 接線位供鏡櫃燈	-	-	-	-	-	-	-	-	1	-	-
Store Room 儲物房	Lighting Point 燈位		-	-	-	1	-	-	-	-	-	1	-
	Lighting Switch 燈具開關		-	-	-	-	-	-	-	-	-	1	-
	13A Single Socket Outlet 13A 單位電插座		-	-	-	-	-	-	-	-	-	1	-

Notes:
1. The symbol “ - ” as shown in the above table denotes “ Not Provided ” or “ Not Applicable ”.
2. The symbol ">" as shown in the above table denotes the provisions are installed in the dining room.
3. 4/F, 13/F and 14/F are omitted.

註：
1. 上述符號 " - " 表示不提供或不適用。
2. 上述符號 " > " 表示裝置安裝於飯廳。
3. 不設4樓、13樓及14樓。

Schedule of Mechanical & Electrical Provisions 機電裝置數量說明表

Tower 1 第1座

Location 位置	Provision 裝置		G/F 地下							1/F 1樓							
	Exposed Type 外露型	Non-Exposed Type 非外露型	A	B	D	E	F	G	H	A	B	C	D	E	F	G	H
Private Garden 私人花園	Lighting Point 燈位		6	6	3	6	6	3	4	-	-	-	-	-	-	-	-
	Weather-proof Lighting Switch 防水燈具開關		-	1	-	-	-	-	-	-	-	-	-	-	-	-	-
	Weather-proof Socket Outlet 防水電插座		1	1	1	1	1	1	1	-	-	-	-	-	-	-	-
	Weather-proof Isolator for Air-Conditioner Outdoor Unit 室外空調機防水隔離開關掣		4	4	2	2	3	1	3	-	-	-	-	-	-	-	-
Flat Roof 平台	Lighting Point 燈位		-	-	-	-	-	-	-	-	1	-	-	-	-	-	-
Balcony 露台	Lighting Point 燈位		-	-	-	-	-	-	-	1	1	1	1	1	1	1	1
Air-Conditioner Platform 空調機平台	Weather-proof Isolator for Air-Conditioner Outdoor Unit 室外空調機防水隔離開關掣		-	-	-	-	-	-	-	4	4	2	2	2	3	1	3
Roof 天台	Lighting Point 燈位		-	-	-	-	-	-	-	-	-	-	-	-	-	-	-
	Weather-proof Socket Outlet 防水電插座		-	-	-	-	-	-	-	-	-	-	-	-	-	-	-
	Weather-proof Isolator for Air-Conditioner Outdoor Unit 室外空調機防水隔離開關掣		-	-	-	-	-	-	-	-	-	-	-	-	-	-	-
Utility Platform 工作平台	Lighting Point 燈位		-	-	-	-	-	-	-	1	1	1	1	-	1	-	1
Filtration Plant Pit 過濾機井	Weather-proof Isolator for Filtration Equipment 過濾設備防水隔離開關掣		-	-	-	-	-	-	-	-	-	-	-	-	-	-	-
	Weather-proof Lighting Switch 防水燈具開關		-	-	-	-	-	-	-	-	-	-	-	-	-	-	-
	Lighting Point 燈位		-	-	-	-	-	-	-	-	-	-	-	-	-	-	-

Notes:
1. The symbol " - " as shown in the above table denotes " Not Provided " or " Not Applicable ".
2. The symbol ">" as shown in the above table denotes the provisions are installed in the dining room.
3. 4/F, 13/F and 14/F are omitted.

註：
1. 上述符號 " - " 表示不提供或不適用。
2. 上述符號 " > " 表示裝置安裝於飯廳。
3. 不設4樓、13樓及14樓。

Schedule of Mechanical & Electrical Provisions 機電裝置數量說明表

Tower 1 第1座

Location 位置	Provision 裝置		2/F-3/F, 5/F-12/F and 15/F 2樓至3樓，5樓至12樓及15樓								16/F 16樓		
	Exposed Type 外露型	Non-Exposed Type 非外露型	A	B	C	D	E	F	G	H	A	B	C
Private Garden 私人花園	Lighting Point 燈位		-	-	-	-	-	-	-	-	-	-	-
	Weather-proof Lighting Switch 防水燈具開關		-	-	-	-	-	-	-	-	-	-	-
	Weather-proof Socket Outlet 防水電插座		-	-	-	-	-	-	-	-	-	-	-
	Weather-proof Isolator for Air-Conditioner Outdoor Unit 室外空調機防水隔離開關掣		-	-	-	-	-	-	-	-	-	-	-
Flat Roof 平台	Lighting Point 燈位		-	-	-	-	-	-	-	-	-	-	-
Balcony 露台	Lighting Point 燈位		1	1	1	1	1	1	1	1	1	1	1
Air-Conditioner Platform 空調機平台	Weather-proof Isolator for Air-Conditioner Outdoor Unit 室外空調機防水隔離開關掣		4	4	2	2	2	3	1	3	-	-	-
Roof 天台	Lighting Point 燈位		-	-	-	-	-	-	-	-	33	19	21
	Weather-proof Socket Outlet 防水電插座		-	-	-	-	-	-	-	-	2	1	1
	Weather-proof Isolator for Air-Conditioner Outdoor Unit 室外空調機防水隔離開關掣		-	-	-	-	-	-	-	-	3	5	4
Utility Platform 工作平台	Lighting Point 燈位		1	1	1	1	-	1	-	1	-	1	-
Filtration Plant Pit 過濾機井	Weather-proof Isolator for Filtration Equipment 過濾設備防水隔離開關掣		-	-	-	-	-	-	-	-	1	-	-
	Weather-proof Lighting Switch 防水燈具開關		-	-	-	-	-	-	-	-	1	-	-
	Lighting Point 燈位		-	-	-	-	-	-	-	-	4	-	-

Notes:
1. The symbol " - " as shown in the above table denotes " Not Provided " or " Not Applicable ".
2. The symbol ">" as shown in the above table denotes the provisions are installed in the dining room.
3. 4/F, 13/F and 14/F are omitted.

註：
1. 上述符號 " - " 表示不提供或不適用。
2. 上述符號 " > " 表示裝置安裝於飯廳。
3. 不設4樓、13樓及14樓。

Schedule of Mechanical & Electrical Provisions 機電裝置數量說明表

Tower 2 第2座

Location 位置	Provision 裝置		G/F 地下							1/F 1樓							
	Exposed Type 外露型	Non-Exposed Type 非外露型	A	B	C	D	E	F	H	A	B	C	D	E	F	G	H
Main Entrance 大門入口	Door Bell Push Button 門鈴按鈕		1	1	1	1	1	1	1	1	1	1	1	1	1	1	1
Foyer 玄關	Lighting Switch 燈具開關		-	-	-	-	-	1	-	-	-	-	-	-	-	-	-
	Lighting Point 燈位		-	-	-	-	-	1	-	-	-	-	-	-	-	-	-
Living Room And Dining Room 客廳及飯廳	TV / FM Connection Point 電視 / 收音機天線接駁點		2	2	2	2	2	2	2	2	2	2	2	2	2	2	2
	Telephone Connection Point 電話接駁點		2	2	2	2	2	2	2	2	2	2	2	2	2	2	2
	Lighting Switch 燈具開關		9	7	7	9	8	9	4	9	7	6	9	8	9	7	4
	Lighting Point 燈位		6	3	3	6	3	3	2	6	3	2	6	3	5	4	2
	Equipment Switch 設備開關		3	2	2	3	3	3	1	3	2	2	3	3	3	2	1
	13A Single Socket Outlet 13A 單位電插座		1	1	-	1	1	1	-	1	1	-	1	1	1	1	-
		13A Single Socket Outlet 13A 單位電插座	1	-	-	1	-	-	-	1	-	-	1	-	-	-	-
		13A Single Socket Outlet (Connected to Kitchen Appliance) 13A 單位電插座 (已接駁廚房設備)	-	1	1	-	-	-	2	-	1	1	-	-	-	2	2
	13A Twin Socket Outlet 13A 雙位電插座		4	3	3	4	4	4	3	4	3	3	4	4	4	3	3
	Spare Connection Point 備用接駁點		1	1	1	1	1	1	1	1	1	1	1	1	1	1	1
	Switch for Indoor A/C Unit 室內冷氣機開關掣		1	1	1	1	1	1	1	1	1	1	1	1	1	1	1
Kitchen / Open Kitchen 廚房 / 開放式廚房		Door Bell 門鈴	1	1>	1>	1	1	1	1>	1	1>	1>	1	1	1	1>	1>
		Fused Spur Unit for Door Bell 接線位連保險絲供門鈴	1	1>	1>	1	1	1	1>	1	1>	1>	1	1	1	1>	1>
	Lighting Point 燈位		6	-	-	5	3	5	-	6	-	-	5	3	5	-	-

Notes:
1. The symbol " - " as shown in the above table denotes " Not Provided " or " Not Applicable ".
2. The symbol ">" as shown in the above table denotes the provisions are installed in the dining room.
3. 4/F, 13/F and 14/F are omitted.

註：
1. 上述符號 " - " 表示不提供或不適用。
2. 上述符號 " > " 表示裝置安裝於飯廳。
3. 不設4樓、13樓及14樓。

Schedule of Mechanical & Electrical Provisions 機電裝置數量說明表

Tower 2 第2座

Location 位置	Provision 裝置		2/F-3/F, 5/F-12/F and 15/F-16/F 2樓至3樓，5樓至12樓及15樓至16樓								17/F 17樓		
	Exposed Type 外露型	Non-Exposed Type 非外露型	A	B	C	D	E	F	G	H	A	B	C
Main Entrance 大門入口	Door Bell Push Button 門鈴按鈕		1	1	1	1	1	1	1	1	1	1	1
Foyer 玄關	Lighting Switch 燈具開關		-	-	-	-	-	-	-	-	-	-	-
	Lighting Point 燈位		-	-	-	-	-	-	-	-	-	-	-
Living Room And Dining Room 客廳及飯廳	TV / FM Connection Point 電視 / 收音機天線接駁點		2	2	2	2	2	2	2	2	2	2	2
	Telephone Connection Point 電話接駁點		2	2	2	2	2	2	2	2	2	2	2
	Lighting Switch 燈具開關		9	7	6	9	8	9	7	4	11	13	10
	Lighting Point 燈位		6	3	2	6	3	5	4	2	10	8	7
	Equipment Switch 設備開關		3	2	2	3	3	3	2	1	4	4	4
	13A Single Socket Outlet 13A 單位電插座		1	1	-	1	1	1	1	-	1	1	1
		13A Single Socket Outlet 13A 單位電插座	1	-	-	1	-	-	-	-	1	1	1
		13A Single Socket Outlet (Connected to Kitchen Appliance) 13A 單位電插座 (已接駁廚房設備)	-	1	1	-	-	-	2	2	-	-	-
	13A Twin Socket Outlet 13A 雙位電插座		4	3	3	4	4	4	3	3	4	4	4
	Spare Connection Point 備用接駁點		1	1	1	1	1	1	1	1	1	1	1
	Switch for Indoor A/C Unit 室內冷氣機開關掣		1	1	1	1	1	1	1	1	2	2	2
Kitchen / Open Kitchen 廚房 / 開放式廚房		Door Bell 門鈴	1	1>	1>	1	1	1	1>	1>	1	1	1
		Fused Spur Unit for Door Bell 接線位連保險絲供門鈴	1	1>	1>	1	1	1	1>	1>	1	1	1
	Lighting Point 燈位		6	-	-	5	3	5	-	-	7	5	7

Notes:
1. The symbol " - " as shown in the above table denotes " Not Provided " or " Not Applicable ".
2. The symbol ">" as shown in the above table denotes the provisions are installed in the dining room.
3. 4/F, 13/F and 14/F are omitted.

註：
1. 上述符號 " - " 表示不提供或不適用。
2. 上述符號 " > " 表示裝置安裝於飯廳。
3. 不設4樓、13樓及14樓。

Schedule of Mechanical & Electrical Provisions 機電裝置數量說明表

Tower 2 第2座

Location 位置	Provision 裝置		G/F 地下							1/F 1樓							
	Exposed Type 外露型	Non-Exposed Type 非外露型	A	B	C	D	E	F	H	A	B	C	D	E	F	G	H
Kitchen / Open Kitchen 廚房 / 開放式廚房		13A Single Socket Outlet (Connected to Kitchen Appliance) 13A 單位電插座 (已接駁廚房設備)	5	2	2	5	4	4	1	5	2	2	5	4	4	1	1
	13A Twin Socket Outlet 13A 雙位電插座		1	1	1	1	1	1	1	1	1	1	1	1	1	1	1
		Isolator for Electric Water Heater 電熱水爐隔離開關掣	-	1	1	-	-	-	1	-	1	1	-	-	-	1	1
		Fused Spur Unit for Exhaust Fan 接線位連保險絲供抽氣扇	1	-	-	1	1	1	-	1	-	-	1	1	1	-	-
		Fused Spur Unit for Gas Water Heater 接線位連保險絲供煤氣熱水爐	1	-	-	1	1	1	-	1	-	-	1	1	1	-	-
		Fused Spur Unit for Kitchen Cabinet Luminaire 接線位連保險絲供廚櫃燈	1	1	1	1	1	1	1	1	1	1	1	1	1	1	1
		Power Connection Unit for Steam Oven 接線座供蒸焗爐	1	1	1	1	1	1	1>	1	1	1	1	1	1	1>	1>
		Power Connection Unit for Induction Hob 接線座供電磁爐	-	1	1	-	-	-	1	-	1	1	-	-	-	1	1
		Equipment Switch 設備開關	1	2	2	1	1	1	2>	1	2	2	1	1	1	2>	2>
		Distribution Board 配電箱	-	1	1	-	1	1	1>	-	1	1	-	1	1	1>	1>
		Towngas Connection Point 煤氣接駁點	1	-	-	1	1	1	-	1	-	-	1	1	1	-	-
		Washing Machine / Washer Dryer Connection Point (Water Point) 洗衣機 / 洗衣乾衣機接駁點(來水位)	1	1	1	1	1	1	1>	1	1	1	1	1	1	1>	1>
		Washing Machine / Washer Dryer Connection Point (Drain Point) 洗衣機 / 洗衣乾衣機接駁點(去水位)	1	1	1	1	1	1	1>	1	1	1	1	1	1	1>	1>

Notes:
1. The symbol " - " as shown in the above table denotes " Not Provided " or " Not Applicable ".
2. The symbol ">" as shown in the above table denotes the provisions are installed in the dining room.
3. 4/F, 13/F and 14/F are omitted.

註：
1. 上述符號 " - " 表示不提供或不適用。
2. 上述符號 " > " 表示裝置安裝於飯廳。
3. 不設4樓、13樓及14樓。

Schedule of Mechanical & Electrical Provisions 機電裝置數量說明表

Tower 2 第2座

Location 位置	Provision 裝置		2/F-3/F, 5/F-12/F and 15/F-16/F 2樓至3樓，5樓至12樓及15樓至16樓								17/F 17樓		
	Exposed Type 外露型	Non-Exposed Type 非外露型	A	B	C	D	E	F	G	H	A	B	C
Kitchen / Open Kitchen 廚房 / 開放式廚房		13A Single Socket Outlet (Connected to Kitchen Appliance) 13A 單位電插座 (已接駁廚房設備)	5	2	2	5	4	4	1	1	9	9	10
	13A Twin Socket Outlet 13A 雙位電插座		1	1	1	1	1	1	1	1	2	2	2
		Isolator for Electric Water Heater 電熱水爐隔離開關掣	-	1	1	-	-	-	1	1	-	-	-
		Fused Spur Unit for Exhaust Fan 接線位連保險絲供抽氣扇	1	-	-	1	1	1	-	-	1	1	1
		Fused Spur Unit for Gas Water Heater 接線位連保險絲供煤氣熱水爐	1	-	-	1	1	1	-	-	2	2	2
		Fused Spur Unit for Kitchen Cabinet Luminaire 接線位連保險絲供廚櫃燈	1	1	1	1	1	1	1	1	1	1	1
		Power Connection Unit for Steam Combination Oven 接線座供蒸焗爐	1	1	1	1	1	1	1>	1>	-	-	-
		Power Connection Unit for Steam Oven 接線座供蒸爐	-	-	-	-	-	-	-	-	1	1	1
		Power Connection Unit for Induction Hob 接線座供電磁爐	-	1	1	-	-	-	1	1	1	1	1
		Equipment Switch 設備開關	1	2	2	1	1	1	2>	2>	2	2	2
		Distribution Board 配電箱	-	1	1	-	1	1	1>	1>	-	-	-
		Towngas Connection Point 煤氣接駁點	1	-	-	1	1	1	-	-	1	1	1
		Washing Machine / Washer Dryer Connection Point (Water Point) 洗衣機 / 洗衣乾衣機接駁點(來水位)	1	1	1	1	1	1	1>	1>	-	-	1
		Washing Machine / Washer Dryer Connection Point (Drain Point) 洗衣機 / 洗衣乾衣機接駁點(去水位)	1	1	1	1	1	1	1>	1>	-	-	1

Notes:
1. The symbol " - " as shown in the above table denotes " Not Provided " or " Not Applicable ".
2. The symbol ">" as shown in the above table denotes the provisions are installed in the dining room.
3. 4/F, 13/F and 14/F are omitted.

註：
1. 上述符號 " - " 表示不提供或不適用。
2. 上述符號 " > " 表示裝置安裝於飯廳。
3. 不設4樓、13樓及14樓。

Schedule of Mechanical & Electrical Provisions 機電裝置數量說明表

Tower 2 第2座

Location 位置	Provision 裝置		G/F 地下							1/F 1樓							
	Exposed Type 外露型	Non-Exposed Type 非外露型	A	B	C	D	E	F	H	A	B	C	D	E	F	G	H
Master Bathroom 主人浴室	Lighting Point 燈位		3	-	-	3	-	-	-	3	-	-	3	-	-	-	-
		Fused Spur Unit for Mirror Cabinet Luminaire 接線位連保險絲供鏡櫃燈	1	-	-	1	-	-	-	1	-	-	1	-	-	-	-
		Connection Point for Mirror Cabinet Luminaire 接線位供鏡櫃燈	1	-	-	1	-	-	-	1	-	-	1	-	-	-	-
		13A Single Socket Outlet 13A 單位電插座	1	-	-	1	-	-	-	1	-	-	1	-	-	-	-
		Fused Spur Unit for Exhaust Fan 接線位連保險絲供抽氣扇	-	-	-	-	-	-	-	-	-	-	-	-	-	-	-
		Fused Spur Unit for Heated Towel Rack 接線位連保險絲供熱毛巾架	-	-	-	-	-	-	-	-	-	-	-	-	-	-	-
		Fused Spur Unit for Pivot Mirror 接線位連保險絲供化妝鏡	-	-	-	-	-	-	-	-	-	-	-	-	-	-	-
		Power Connection Unit for Thermo Ventilator 接線座供浴室寶	1	-	-	1	-	-	-	1	-	-	1	-	-	-	-
		Gas Water Heater Remote Control 煤氣熱水爐溫度控制器	1	-	-	1	-	-	-	1	-	-	1	-	-	-	-
Bathroom / Bathroom 1 浴室 / 浴室 1	Lighting Point 燈位		3	3	3	3	3	3	3	3	3	3	3	3	3	3	3
		Fused Spur Unit for Mirror Cabinet Luminaire 接線位連保險絲供鏡櫃燈	1	1	1	1	1	1	1	1	1	1	1	1	1	1	1
		Connection Point for Mirror Cabinet Luminaire 接線位供鏡櫃燈	1	1	1	1	1	1	1	1	1	1	1	1	1	1	1
		13A Single Socket Outlet 13A 單位電插座	1	1	1	1	1	1	1	1	1	1	1	1	1	1	1
		Fused Spur Unit for Exhaust Fan 接線位連保險絲供抽氣扇	1	1	1	-	-	-	1	1	1	1	-	-	-	1	1
		Power Connection Unit for Thermo Ventilator 接線座供浴室寶	1	1	1	1	1	1	1	1	1	1	1	1	1	1	1
		Gas Water Heater Remote Control 煤氣熱水爐溫度控制器	1	-	-	1	1	1	-	1	-	-	1	1	1	-	-
		Electric Water Heater Remote Control 電熱水爐溫度控制器	-	1	1	-	-	-	1	-	1	1	-	-	-	1	1

Notes:
1. The symbol " - " as shown in the above table denotes " Not Provided " or " Not Applicable ".
2. The symbol ">" as shown in the above table denotes the provisions are installed in the dining room.
3. 4/F, 13/F and 14/F are omitted.

註：
1. 上述符號 " - " 表示不提供或不適用。
2. 上述符號 " > " 表示裝置安裝於飯廳。
3. 不設4樓、13樓及14樓。

Schedule of Mechanical & Electrical Provisions 機電裝置數量說明表

Tower 2 第2座

Location 位置	Provision 裝置		2/F-3/F, 5/F-12/F and 15/F-16/F 2樓至3樓，5樓至12樓及15樓至16樓								17/F 17樓		
	Exposed Type 外露型	Non-Exposed Type 非外露型	A	B	C	D	E	F	G	H	A	B	C
Master Bathroom 主人浴室	Lighting Point 燈位		3	-	-	3	-	-	-	-	4	5	4
		Fused Spur Unit for Mirror Cabinet Luminaire 接線位連保險絲供鏡櫃燈	1	-	-	1	-	-	-	-	1	1	1
		Connection Point for Mirror Cabinet Luminaire 接線位供鏡櫃燈	1	-	-	1	-	-	-	-	1	1	1
		13A Single Socket Outlet 13A 單位電插座	1	-	-	1	-	-	-	-	1	1	1
		Fused Spur Unit for Exhaust Fan 接線位連保險絲供抽氣扇	-	-	-	-	-	-	-	-	1	-	1
		Fused Spur Unit for Heated Towel Rack 接線位連保險絲供熱毛巾架	-	-	-	-	-	-	-	-	-	1	1
		Fused Spur Unit for Pivot Mirror 接線位連保險絲供化妝鏡	-	-	-	-	-	-	-	-	1	1	1
		Power Connection Unit for Thermo Ventilator 接線座供浴室寶	1	-	-	1	-	-	-	-	1	1	1
		Gas Water Heater Remote Control 煤氣熱水爐溫度控制器	1	-	-	1	-	-	-	-	1	1	1
Bathroom / Bathroom 1 浴室 / 浴室 1	Lighting Point 燈位		3	3	3	3	3	3	3	3	3	3	3
		Fused Spur Unit for Mirror Cabinet Luminaire 接線位連保險絲供鏡櫃燈	1	1	1	1	1	1	1	1	1	1	1
		Connection Point for Mirror Cabinet Luminaire 接線位供鏡櫃燈	1	1	1	1	1	1	1	1	1	1	1
		13A Single Socket Outlet 13A 單位電插座	1	1	1	1	1	1	1	1	1	1	1
		Fused Spur Unit for Exhaust Fan 接線位連保險絲供抽氣扇	1	1	1	-	-	-	1	1	-	1	-
		Power Connection Unit for Thermo Ventilator 接線座供浴室寶	1	1	1	1	1	1	1	1	1	1	1
		Gas Water Heater Remote Control 煤氣熱水爐溫度控制器	1	-	-	1	1	1	-	-	1	1	1
		Electric Water Heater Remote Control 電熱水爐溫度控制器	-	1	1	-	-	-	1	1	-	-	-

Notes:
1. The symbol " - " as shown in the above table denotes " Not Provided " or " Not Applicable ".
2. The symbol ">" as shown in the above table denotes the provisions are installed in the dining room.
3. 4/F, 13/F and 14/F are omitted.

註：
1. 上述符號 " - " 表示不提供或不適用。
2. 上述符號 " > " 表示裝置安裝於飯廳。
3. 不設4樓、13樓及14樓。

Schedule of Mechanical & Electrical Provisions 機電裝置數量說明表

Tower 2 第2座

Location 位置	Provision 裝置		G/F 地下							1/F 1樓							
	Exposed Type 外露型	Non-Exposed Type 非外露型	A	B	C	D	E	F	H	A	B	C	D	E	F	G	H
Bathroom 2 浴室 2	Lighting Point 燈位		-	-	-	-	-	-	-	-	-	-	-	-	-	-	-
		Fused Spur Unit for Mirror Cabinet Luminaire 接線位連保險絲供鏡櫃燈	-	-	-	-	-	-	-	-	-	-	-	-	-	-	-
		Connection Point for Mirror Cabinet Luminaire 接線位供鏡櫃燈	-	-	-	-	-	-	-	-	-	-	-	-	-	-	-
		13A Single Socket Outlet 13A 單位電插座	-	-	-	-	-	-	-	-	-	-	-	-	-	-	-
		Fused Spur Unit for Exhaust Fan 接線位連保險絲供抽氣扇	-	-	-	-	-	-	-	-	-	-	-	-	-	-	-
		Power Connection Unit for Thermo Ventilator 接線座供浴室寶	-	-	-	-	-	-	-	-	-	-	-	-	-	-	-
		Gas Water Heater Remote Control 煤氣熱水爐溫度控制器	-	-	-	-	-	-	-	-	-	-	-	-	-	-	-
Master Bedroom 主人睡房	TV / FM Connection Point 電視 / 收音機天線接駁點		1	-	-	1	-	-	-	1	-	-	1	-	-	-	-
	Telephone Connection Point 電話接駁點		1	-	-	1	-	-	-	1	-	-	1	-	-	-	-
	Lighting Switch 燈具開關		3	-	-	3	-	-	-	4	-	-	4	-	-	-	-
	Lighting Point 燈位		2	-	-	2	-	-	-	2	-	-	2	-	-	-	-
	Equipment Switch 設備開關		1	-	-	1	-	-	-	1	-	-	1	-	-	-	-
	13A Twin Socket Outlet 13A 雙位電插座		2	-	-	2	-	-	-	2	-	-	2	-	-	-	-
	Spare Connection Point 備用接駁點		1	-	-	1	-	-	-	1	-	-	1	-	-	-	-
	Switch for Indoor A/C Unit 室內冷氣機開關掣		1	-	-	1	-	-	-	1	-	-	1	-	-	-	-

Notes:
1. The symbol “ - ” as shown in the above table denotes “ Not Provided ” or “ Not Applicable ”.
2. The symbol ">" as shown in the above table denotes the provisions are installed in the dining room.
3. 4/F, 13/F and 14/F are omitted.

註：
1. 上述符號 " - " 表示不提供或不適用。
2. 上述符號 " > " 表示裝置安裝於飯廳。
3. 不設4樓、13樓及14樓。

Schedule of Mechanical & Electrical Provisions 機電裝置數量說明表

Tower 2 第2座

Location 位置	Provision 裝置		2/F-3/F, 5/F-12/F and 15/F-16/F 2樓至3樓，5樓至12樓及15樓至16樓								17/F 17樓		
	Exposed Type 外露型	Non-Exposed Type 非外露型	A	B	C	D	E	F	G	H	A	B	C
Bathroom 2 浴室 2	Lighting Point 燈位		-	-	-	-	-	-	-	-	3	-	3
		Fused Spur Unit for Mirror Cabinet Luminaire 接線位連保險絲供鏡櫃燈	-	-	-	-	-	-	-	-	1	-	1
		Connection Point for Mirror Cabinet Luminaire 接線位供鏡櫃燈	-	-	-	-	-	-	-	-	1	-	1
		13A Single Socket Outlet 13A 單位電插座	-	-	-	-	-	-	-	-	1	-	1
		Fused Spur Unit for Exhaust Fan 接線位連保險絲供抽氣扇	-	-	-	-	-	-	-	-	1	-	1
		Power Connection Unit for Thermo Ventilator 接線座供浴室寶	-	-	-	-	-	-	-	-	1	-	1
		Gas Water Heater Remote Control 煤氣熱水爐溫度控制器	-	-	-	-	-	-	-	-	1	-	1
Master Bedroom 主人睡房	TV / FM Connection Point 電視 / 收音機天線接駁點		1	-	-	1	-	-	-	-	2	2	2
	Telephone Connection Point 電話接駁點		1	-	-	1	-	-	-	-	1	1	1
	Lighting Switch 燈具開關		4	-	-	4	-	-	-	-	3	3	5
	Lighting Point 燈位		2	-	-	2	-	-	-	-	3	2	2
	Equipment Switch 設備開關		1	-	-	1	-	-	-	-	1	2	2
	13A Twin Socket Outlet 13A 雙位電插座		2	-	-	2	-	-	-	-	3	3	3
	Spare Connection Point 備用接駁點		1	-	-	1	-	-	-	-	1	2	1
	Switch for Indoor A/C Unit 室內冷氣機開關掣		1	-	-	1	-	-	-	-	2	1	1

Notes:
1. The symbol “ - ” as shown in the above table denotes “ Not Provided ” or “ Not Applicable ”.
2. The symbol ">" as shown in the above table denotes the provisions are installed in the dining room.
3. 4/F, 13/F and 14/F are omitted.

註：
1. 上述符號 " - " 表示不提供或不適用。
2. 上述符號 " > " 表示裝置安裝於飯廳。
3. 不設4樓、13樓及14樓。

Schedule of Mechanical & Electrical Provisions 機電裝置數量說明表

Tower 2 第2座

Location 位置	Provision 裝置		G/F 地下							1/F 1樓							
	Exposed Type 外露型	Non-Exposed Type 非外露型	A	B	C	D	E	F	H	A	B	C	D	E	F	G	H
Bedroom / Bedroom 1 睡房 / 睡房 1	TV / FM Connection Point 電視 / 收音機天線接駁點		1	1	1	1	1	1	1	1	1	1	1	1	1	1	1
	Telephone Connection Point 電話接駁點		1	1	1	1	1	1	1	1	1	1	1	1	1	1	1
	Lighting Switch 燈具開關		1	1	1	1	2	1	3	1	1	2	1	1	1	2	3
	Lighting Point 燈位		1	1	1	1	2	1	1	1	1	1	1	2	1	1	1
	Equipment Switch 設備開關		-	-	-	-	-	-	1	-	-	-	-	-	-	-	1
	13A Single Socket Outlet 13A 單位電插座		2	2	2	2	2	2	2	2	2	2	2	2	2	2	2
	Spare Connection Point 備用接駁點		1	1	1	1	1	1	1	1	1	1	1	1	1	1	1
	Switch for Indoor A/C Unit 室內冷氣機開關掣		1	1	1	1	1	1	1	1	1	1	1	1	1	1	1
Bedroom 2 睡房 2	TV / FM Connection Point 電視 / 收音機天線接駁點		1	1	-	1	1	1	-	1	1	1	1	1	1	1	-
	Telephone Connection Point 電話接駁點		1	1	-	1	1	1	-	1	1	1	1	1	1	1	-
	Lighting Switch 燈具開關		1	1	-	1	1	1	-	1	2	1	1	1	1	1	-
	Lighting Point 燈位		1	1	-	1	1	1	-	1	1	1	1	1	1	1	-
	13A Single Socket Outlet 13A 單位電插座		2	2	-	2	2	2	-	2	2	2	2	2	2	2	-
	Spare Connection Point 備用接駁點		1	1	-	1	1	1	-	1	1	1	1	1	1	1	-
	Switch for Indoor A/C Unit 室內冷氣機開關掣		1	1	-	1	1	1	-	1	1	1	1	1	1	1	-

Notes:
1. The symbol “ - ” as shown in the above table denotes “ Not Provided ” or “ Not Applicable ”.
2. The symbol ">" as shown in the above table denotes the provisions are installed in the dining room.
3. 4/F, 13/F and 14/F are omitted.

註：
1. 上述符號 " - " 表示不提供或不適用。
2. 上述符號 " > " 表示裝置安裝於飯廳。
3. 不設4樓、13樓及14樓。

Schedule of Mechanical & Electrical Provisions 機電裝置數量說明表

Tower 2 第2座

Location 位置	Provision 裝置		2/F-3/F, 5/F-12/F and 15/F-16/F 2樓至3樓，5樓至12樓及15樓至16樓								17/F 17樓		
	Exposed Type 外露型	Non-Exposed Type 非外露型	A	B	C	D	E	F	G	H	A	B	C
Bedroom / Bedroom 1 睡房 / 睡房 1	TV / FM Connection Point 電視 / 收音機天線接駁點		1	1	1	1	1	1	1	1	1	1	1
	Telephone Connection Point 電話接駁點		1	1	1	1	1	1	1	1	1	1	1
	Lighting Switch 燈具開關		1	1	2	1	1	1	2	3	3	1	3
	Lighting Point 燈位		1	1	1	1	2	1	1	1	1	1	2
	Equipment Switch 設備開關		-	-	-	-	-	-	-	1	1	-	1
	13A Single Socket Outlet 13A 單位電插座		2	2	2	2	2	2	2	2	2	2	2
	Spare Connection Point 備用接駁點		1	1	1	1	1	1	1	1	1	1	1
	Switch for Indoor A/C Unit 室內冷氣機開關掣		1	1	1	1	1	1	1	1	1	1	1
Bedroom 2 睡房 2	TV / FM Connection Point 電視 / 收音機天線接駁點		1	1	1	1	1	1	1	-	1	1	1
	Telephone Connection Point 電話接駁點		1	1	1	1	1	1	1	-	1	1	1
	Lighting Switch 燈具開關		1	2	1	1	1	1	1	-	1	1	1
	Lighting Point 燈位		1	1	1	1	1	1	1	-	1	1	1
	13A Single Socket Outlet 13A 單位電插座		2	2	2	2	2	2	2	-	2	2	2
	Spare Connection Point 備用接駁點		1	1	1	1	1	1	1	-	1	1	1
	Switch for Indoor A/C Unit 室內冷氣機開關掣		1	1	1	1	1	1	1	-	1	1	1

Notes:
1. The symbol " - " as shown in the above table denotes " Not Provided " or " Not Applicable ".
2. The symbol ">" as shown in the above table denotes the provisions are installed in the dining room.
3. 4/F, 13/F and 14/F are omitted.

註：
1. 上述符號 " - " 表示不提供或不適用。
2. 上述符號 " > " 表示裝置安裝於飯廳。
3. 不設4樓、13樓及14樓。

Schedule of Mechanical & Electrical Provisions 機電裝置數量說明表

Tower 2 第2座

Location 位置	Provision 裝置		G/F 地下							1/F 1樓							
	Exposed Type 外露型	Non-Exposed Type 非外露型	A	B	C	D	E	F	H	A	B	C	D	E	F	G	H
Bedroom 3 睡房 3	TV / FM Connection Point 電視 / 收音機天線接駁點		-	-	-	-	-	-	-	-	-	-	-	-	-	-	-
	Telephone Connection Point 電話接駁點		-	-	-	-	-	-	-	-	-	-	-	-	-	-	-
	Lighting Switch 燈具開關		-	-	-	-	-	-	-	-	-	-	-	-	-	-	-
	Lighting Point 燈位		-	-	-	-	-	-	-	-	-	-	-	-	-	-	-
	13A Single Socket Outlet 13A 單位電插座		-	-	-	-	-	-	-	-	-	-	-	-	-	-	-
	Spare Connection Point 備用接駁點		-	-	-	-	-	-	-	-	-	-	-	-	-	-	-
	Switch for Indoor A/C Unit 室內冷氣機開關掣		-	-	-	-	-	-	-	-	-	-	-	-	-	-	-
Utility Room 工作房	Lighting Switch 燈具開關		2	-	-	2	-	-	-	2	-	-	2	-	-	-	-
	Lighting Point 燈位		1	-	-	1	-	-	-	1	-	-	1	-	-	-	-
	Equipment Switch 設備開關		1	-	-	1	-	-	-	1	-	-	1	-	-	-	-
		Washing Machine / Washer Dryer Connection Point (Water Point) 洗衣機 / 洗衣乾衣機接駁點(來水位)	-	-	-	-	-	-	-	-	-	-	-	-	-	-	-
		Washing Machine / Washer Dryer Connection Point (Drain Point) 洗衣機 / 洗衣乾衣機接駁點(去水位)	-	-	-	-	-	-	-	-	-	-	-	-	-	-	-
		13A Single Socket Outlet (Connected to Kitchen Appliance) 13A 單位電插座 (已接駁廚房設備)	-	-	-	-	-	-	-	-	-	-	-	-	-	-	-
	13A Twin Socket Outlet 13A 雙位電插座		1	-	-	1	-	-	-	1	-	-	1	-	-	-	-
	Switch for Indoor A/C Unit 室內冷氣機開關掣		1	-	-	1	-	-	-	1	-	-	1	-	-	-	-
	Distribution Board 配電箱		1	-	-	1	-	-	-	1	-	-	1	-	-	-	-

Notes:
1. The symbol “ - ” as shown in the above table denotes “ Not Provided ” or “ Not Applicable ”.
2. The symbol ">" as shown in the above table denotes the provisions are installed in the dining room.
3. 4/F, 13/F and 14/F are omitted.

註：
1. 上述符號 " - " 表示不提供或不適用。
2. 上述符號 " > " 表示裝置安裝於飯廳。
3. 不設4樓、13樓及14樓。

Schedule of Mechanical & Electrical Provisions 機電裝置數量說明表

Tower 2 第2座

Location 位置	Provision 裝置		2/F-3/F, 5/F-12/F and 15/F-16/F 2樓至3樓，5樓至12樓及15樓至16樓								17/F 17樓		
	Exposed Type 外露型	Non-Exposed Type 非外露型	A	B	C	D	E	F	G	H	A	B	C
Bedroom 3 睡房 3	TV / FM Connection Point 電視 / 收音機天線接駁點		-	-	-	-	-	-	-	-	1	1	1
	Telephone Connection Point 電話接駁點		-	-	-	-	-	-	-	-	1	1	1
	Lighting Switch 燈具開關		-	-	-	-	-	-	-	-	1	1	1
	Lighting Point 燈位		-	-	-	-	-	-	-	-	1	2	1
	13A Single Socket Outlet 13A 單位電插座		-	-	-	-	-	-	-	-	2	2	2
	Spare Connection Point 備用接駁點		-	-	-	-	-	-	-	-	1	1	1
	Switch for Indoor A/C Unit 室內冷氣機開關掣		-	-	-	-	-	-	-	-	1	1	1
Utility Room 工作房	Lighting Switch 燈具開關		2	-	-	2	-	-	-	-	2	2	2
	Lighting Point 燈位		1	-	-	1	-	-	-	-	1	1	1
	Equipment Switch 設備開關		1	-	-	1	-	-	-	-	1	1	1
		Washing Machine / Washer Dryer Connection Point (Water Point) 洗衣機 / 洗衣乾衣機接駁點(來水位)	-	-	-	-	-	-	-	-	1	1	-
		Washing Machine / Washer Dryer Connection Point (Drain Point) 洗衣機 / 洗衣乾衣機接駁點(去水位)	-	-	-	-	-	-	-	-	1	1	-
		13A Single Socket Outlet (Connected to Kitchen Appliance) 13A 單位電插座 (已接駁廚房設備)	-	-	-	-	-	-	-	-	1	1	-
	13A Twin Socket Outlet 13A 雙位電插座		1	-	-	1	-	-	-	-	1	1	1
	Switch for Indoor A/C Unit 室內冷氣機開關掣		1	-	-	1	-	-	-	-	1	1	1
	Distribution Board 配電箱		1	-	-	1	-	-	-	-	1	1	1

Notes:
1. The symbol " - " as shown in the above table denotes " Not Provided " or " Not Applicable ".
2. The symbol ">" as shown in the above table denotes the provisions are installed in the dining room.
3. 4/F, 13/F and 14/F are omitted.

註：
1. 上述符號 " - " 表示不提供或不適用。
2. 上述符號 " > " 表示裝置安裝於飯廳。
3. 不設4樓、13樓及14樓。

Schedule of Mechanical & Electrical Provisions 機電裝置數量說明表

Tower 2 第2座

Location 位置	Provision 裝置		G/F 地下							1/F 1樓							
	Exposed Type 外露型	Non-Exposed Type 非外露型	A	B	C	D	E	F	H	A	B	C	D	E	F	G	H
Toilet 衛生間	Lighting Point 燈位		1	-	-	1	-	-	-	1	-	-	1	-	-	-	-
		Fused Spur Unit for Exhaust Fan 接線位連保險絲供抽氣扇	1	-	-	1	-	-	-	1	-	-	1	-	-	-	-
Store Room 儲物房	Lighting Point 燈位		-	-	-	-	-	-	-	-	-	-	-	-	-	-	-
	Lighting Switch 燈具開關		-	-	-	-	-	-	-	-	-	-	-	-	-	-	-
	13A Single Socket Outlet 13A 單位電插座		-	-	-	-	-	-	-	-	-	-	-	-	-	-	-
Private Garden 私人花園	Lighting Point 燈位		5	4	3	6	5	6	3	-	-	-	-	-	-	-	-
	Weather-proof Socket Outlet 防水電插座		1	1	1	1	1	1	1	-	-	-	-	-	-	-	-
	Weather-proof Isolator for Air-Conditioner Outdoor Unit 室外空調機防水隔離開關掣		3	2	1	3	2	2	1	-	-	-	-	-	-	-	-
Balcony 露台	Lighting Point 燈位		-	-	-	-	-	-	-	1	1	1	1	1	1	1	1
Air-Conditioner Platform 空調機平台	Weather-proof Isolator for Air-Conditioner Outdoor Unit 室外空調機防水隔離開關掣		-	-	-	-	-	-	-	3	2	2	3	2	2	2	1
Roof 天台	Lighting Point 燈位		-	-	-	-	-	-	-	-	-	-	-	-	-	-	-
	Weather-proof Socket Outlet 防水電插座		-	-	-	-	-	-	-	-	-	-	-	-	-	-	-
	Weather-proof Isolator for Air-Conditioner Outdoor Unit 室外空調機防水隔離開關掣		-	-	-	-	-	-	-	-	-	-	-	-	-	-	-
Utility Platform 工作平台	Lighting Point 燈位		-	-	-	-	-	-	-	1	1	1	1	-	-	1	-

Notes:
1. The symbol “ - ” as shown in the above table denotes “ Not Provided ” or “ Not Applicable ”.
2. The symbol ">" as shown in the above table denotes the provisions are installed in the dining room.
3. 4/F, 13/F and 14/F are omitted.

註：
1. 上述符號 " - " 表示不提供或不適用。
2. 上述符號 " > " 表示裝置安裝於飯廳。
3. 不設4樓、13樓及14樓。

Schedule of Mechanical & Electrical Provisions 機電裝置數量說明表

Tower 2 第2座

Location 位置	Provision 裝置		2/F-3/F, 5/F-12/F and 15/F-16/F 2樓至3樓，5樓至12樓及15樓至16樓								17/F 17樓		
	Exposed Type 外露型	Non-Exposed Type 非外露型	A	B	C	D	E	F	G	H	A	B	C
Toilet 衛生間	Lighting Point 燈位		1	-	-	1	-	-	-	-	1	1	1
		Fused Spur Unit for Exhaust Fan 接線位連保險絲供抽氣扇	1	-	-	1	-	-	-	-	1	1	1
Store Room 儲物房	Lighting Point 燈位		-	-	-	-	-	-	-	-	1	1	1
	Lighting Switch 燈具開關		-	-	-	-	-	-	-	-	1	1	1
	13A Single Socket Outlet 13A 單位電插座		-	-	-	-	-	-	-	-	1	1	1
Private Garden 私人花園	Lighting Point 燈位		-	-	-	-	-	-	-	-	-	-	-
	Weather-proof Socket Outlet 防水電插座		-	-	-	-	-	-	-	-	-	-	-
	Weather-proof Isolator for Air-Conditioner Outdoor Unit 室外空調機防水隔離開關掣		-	-	-	-	-	-	-	-	-	-	-
Balcony 露台	Lighting Point 燈位		1	1	1	1	1	1	1	1	1	1	1
Air-Conditioner Platform 空調機平台	Weather-proof Isolator for Air-Conditioner Outdoor Unit 室外空調機防水隔離開關掣		3	2	2	3	2	2	2	1	-	-	-
Roof 天台	Lighting Point 燈位		-	-	-	-	-	-	-	-	23	23	18
	Weather-proof Socket Outlet 防水電插座		-	-	-	-	-	-	-	-	1	1	1
	Weather-proof Isolator for Air-Conditioner Outdoor Unit 室外空調機防水隔離開關掣		-	-	-	-	-	-	-	-	2	2	2
Utility Platform 工作平台	Lighting Point 燈位		1	1	1	1	-	-	1	-	-	-	1

Notes:
1. The symbol " - " as shown in the above table denotes " Not Provided " or " Not Applicable ".
2. The symbol ">" as shown in the above table denotes the provisions are installed in the dining room.
3. 4/F, 13/F and 14/F are omitted.

註：
1. 上述符號 " - " 表示不提供或不適用。
2. 上述符號 " > " 表示裝置安裝於飯廳。
3. 不設4樓、13樓及14樓。

Schedule of Mechanical & Electrical Provisions 機電裝置數量說明表

Tower 2 第2座

Location 位置	Provision 裝置		G/F 地下							1/F 1樓							
	Exposed Type 外露型	Non-Exposed Type 非外露型	A	B	C	D	E	F	H	A	B	C	D	E	F	G	H
Maintenance Void 維修空間	Weather-proof Isolator for Filtration Equipment 過濾設備防水隔離開關掣		-	-	-	-	-	-	-	-	-	-	-	-	-	-	-
	Fused Spur Unit for Exhaust Fan 接線位連保險絲供抽氣扇		-	-	-	-	-	-	-	-	-	-	-	-	-	-	-
	Lighting Switch 燈具開關		-	-	-	-	-	-	-	-	-	-	-	-	-	-	-
	Lighting Point 燈位		-	-	-	-	-	-	-	-	-	-	-	-	-	-	-

Location 位置	Provision 裝置		2/F-3/F, 5/F-12/F and 15/F-16/F 2樓至3樓，5樓至12樓及15樓至16樓								17/F 17樓		
	Exposed Type 外露型	Non-Exposed Type 非外露型	A	B	C	D	E	F	G	H	A	B	C
Maintenance Void 維修空間	Weather-proof Isolator for Filtration Equipment 過濾設備防水隔離開關掣		-	-	-	-	-	-	-	-	1	-	-
	Fused Spur Unit for Exhaust Fan 接線位連保險絲供抽氣扇		-	-	-	-	-	-	-	-	1	-	-
	Lighting Switch 燈具開關		-	-	-	-	-	-	-	-	1	-	-
	Lighting Point 燈位		-	-	-	-	-	-	-	-	3	-	-

Notes:
1. The symbol “ - ” as shown in the above table denotes “ Not Provided ” or “ Not Applicable ”.
2. The symbol ">" as shown in the above table denotes the provisions are installed in the dining room.
3. 4/F, 13/F and 14/F are omitted.

註：
1. 上述符號 " - " 表示不提供或不適用。
2. 上述符號 " > " 表示裝置安裝於飯廳。
3. 不設4樓、13樓及14樓。

Schedule of Mechanical & Electrical Provisions 機電裝置數量說明表

Tower 3 第3座

Location 位置	Provision 裝置		G/F 地下						1/F 1樓										
	Exposed Type 外露型	Non-Exposed Type 非外露型	E	F	G	H	J	K	A	B	C	D	E	F	G	H	J	K	L
Main Entrance 大門入口	Door Bell Push Button 門鈴按鈕		1	1	1	1	1	1	1	1	1	1	1	1	1	1	1	1	1
Living Room And Dining Room 客廳及飯廳	TV / FM Connection Point 電視 / 收音機天線接駁點		2	2	2	2	2	2	2	2	2	2	2	2	2	2	2	2	2
	Telephone Connection Point 電話接駁點		2	2	2	2	2	2	2	2	2	2	2	2	2	2	2	2	2
	Lighting Switch 燈具開關		8	4	4	7	7	7	8	7	10	8	4	4	4	7	7	7	7
	Lighting Point 燈位		4	2	2	3	3	3	4	3	5	4	2	2	2	3	3	3	3
	Equipment Switch 設備開關		2	1	1	2	2	2	3	2	3	2	1	1	1	2	2	2	2
	13A Single Socket Outlet 13A 單位電插座		1	-	-	1	1	1	1	1	1	1	-	-	-	1	1	1	1
		13A Single Socket Outlet 13A 單位電插座	-	-	-	-	-	-	1	-	1	-	-	-	-	-	-	-	-
		13A Single Socket Outlet (Connected to Kitchen Appliance) 13A 單位電插座 (已接駁廚房設備)	2	-	-	1	-	-	-	2	-	2	2	-	-	1	-	-	-
	13A Twin Socket Outlet 13A 雙位電插座		3	3	3	3	3	3	4	3	4	3	3	3	3	3	3	3	3
	Spare Connection Point 備用接駁點		1	1	1	1	1	1	1	1	1	1	1	1	1	1	1	1	1
	Switch for Indoor A/C Unit 室內冷氣機開關掣		1	1	1	1	1	1	1	1	1	1	1	1	1	1	1	1	1
Kitchen / Open Kitchen 廚房 / 開放式廚房		Door Bell 門鈴	1>	1	1	1>	1	1	1	1>	1	1>	1>	1	1	1>	1	1	1
		Fused Spur Unit for Door Bell 接線位連保險絲供門鈴	1>	1	1	1>	1	1	1	1>	1	1>	1>	1	1	1>	1	1	1
	Lighting Point 燈位		-	-	-	-	-	-	5	-	5	-	-	-	-	-	-	-	-
		13A Single Socket Outlet (Connected to Kitchen Appliance) 13A 單位電插座 (已接駁廚房設備)	1	3	3	2	3	3	5	1	5	1	1	3	3	2	3	3	3
	13A Twin Socket Outlet 13A 雙位電插座		1	1	1	1	1	1	1	1	1	1	1	1	1	1	1	1	1

Notes:
1. The symbol " - " as shown in the above table denotes " Not Provided " or " Not Applicable ".
2. The symbol ">" as shown in the above table denotes the provisions are installed in the dining room.
3. 4/F, 13/F and 14/F are omitted.

註：
1. 上述符號 " - " 表示不提供或不適用。
2. 上述符號 " > " 表示裝置安裝於飯廳。
3. 不設4樓、13樓及14樓。

Schedule of Mechanical & Electrical Provisions 機電裝置數量說明表

Tower 3 第3座

Location 位置	Provision 裝置		2/F-3/F, 5/F-12/F and 15/F-16/F 2樓至3樓，5樓至12樓及15樓至16樓											17/F 17樓				
	Exposed Type 外露型	Non-Exposed Type 非外露型	A	B	C	D	E	F	G	H	J	K	L	A	B	C	D	E
Main Entrance 大門入口	Door Bell Push Button 門鈴按鈕		1	1	1	1	1	1	1	1	1	1	1	1	1	1	1	1
Living Room And Dining Room 客廳及飯廳	TV / FM Connection Point 電視 / 收音機天線接駁點		2	2	2	2	2	2	2	2	2	2	2	2	2	2	2	2
	Telephone Connection Point 電話接駁點		2	2	2	2	2	2	2	2	2	2	2	2	2	2	2	2
	Lighting Switch 燈具開關		8	7	9	8	4	4	4	7	7	7	7	10	10	11	10	11
	Lighting Point 燈位		4	3	5	4	2	2	2	3	3	3	3	7	6	7	6	6
	Equipment Switch 設備開關		3	2	3	2	1	1	1	2	2	2	2	3	3	3	2	3
	13A Single Socket Outlet 13A 單位電插座		1	1	1	1	-	-	-	1	1	1	1	1	1	1	1	1
		13A Single Socket Outlet 13A 單位電插座	1	-	1	-	-	-	-	-	-	-	-	1	1	1	1	1
		13A Single Socket Outlet (Connected to Kitchen Appliance) 13A 單位電插座 (已接駁廚房設備)	-	2	-	2	2	-	-	1	-	-	-	-	-	-	-	-
	13A Twin Socket Outlet 13A 雙位電插座		4	3	4	3	3	3	3	3	3	3	3	4	4	4	4	4
	Spare Connection Point 備用接駁點		1	1	1	1	1	1	1	1	1	1	1	1	1	1	1	1
	Switch for Indoor A/C Unit 室內冷氣機開關掣		1	1	1	1	1	1	1	1	1	1	1	2	2	2	2	2
Kitchen / Open Kitchen 廚房 / 開放式廚房		Door Bell 門鈴	1	1>	1	1>	1>	1	1	1>	1	1	1	1	1	1	1	1
		Fused Spur Unit for Door Bell 接線位連保險絲供門鈴	1	1>	1	1>	1>	1	1	1>	1	1	1	1	1	1	1	1
	Lighting Point 燈位		5	-	5	-	-	-	-	-	-	-	-	4	5	5	5	4
		13A Single Socket Outlet (Connected to Kitchen Appliance) 13A 單位電插座 (已接駁廚房設備)	5	1	5	1	1	3	3	2	3	3	3	6	7	5	6	5
	13A Twin Socket Outlet 13A 雙位電插座		1	1	1	1	1	1	1	1	1	1	1	1	2	2	2	1

Notes:
1. The symbol " - " as shown in the above table denotes " Not Provided " or " Not Applicable ".
2. The symbol ">" as shown in the above table denotes the provisions are installed in the dining room.
3. 4/F, 13/F and 14/F are omitted.

註：
1. 上述符號 " - " 表示不提供或不適用。
2. 上述符號 " > " 表示裝置安裝於飯廳。
3. 不設4樓、13樓及14樓。

Schedule of Mechanical & Electrical Provisions 機電裝置數量說明表

Tower 3 第3座

Location 位置	Provision 裝置		G/F 地下						1/F 1樓										
	Exposed Type 外露型	Non-Exposed Type 非外露型	E	F	G	H	J	K	A	B	C	D	E	F	G	H	J	K	L
Kitchen / Open Kitchen 廚房 / 開放式廚房		Isolator for Electric Water Heater 電熱水爐隔離開關掣	1	1	1	1	1	1	-	1	-	1	1	1	1	1	1	1	1
		Fused Spur Unit for Exhaust Fan 接線位連保險絲供抽氣扇	-	-	-	-	-	-	1	-	1	-	-	-	-	-	-	-	-
		Fused Spur Unit for Gas Water Heater 接線位連保險絲供煤氣熱水爐	-	-	-	-	-	-	1	-	1	-	-	-	-	-	-	-	-
		Fused Spur Unit for Kitchen Cabinet Luminaire 接線位連保險絲供廚櫃燈	1	1	1	1	1	1	1	1	1	1	1	1	1	1	1	1	1
		Power Connection Unit for Steam Oven 接線座供蒸焗爐	1>	1	1	1	1	1	1	1>	1	1>	1>	1	1	1	1	1	1
		Power Connection Unit for Induction Hob 接線座供電磁爐	1	1	1	1	1	1	-	1	-	1	1	1	1	1	1	1	1
		Equipment Switch 設備開關	2>	2	2	2	2	2	1	2>	1	2>	2>	2	2	2	2	2	2
		Distribution Board 配電箱	1>	1	1	1	1	1	-	1>	-	1>	1>	1	1	1	1	1	1
		Towngas Connection Point 煤氣接駁點	-	-	-	-	-	-	1	-	1	-	-	-	-	-	-	-	-
		Washing Machine / Washer Dryer Connection Point (Water Point) 洗衣機 / 洗衣乾衣機接駁點(來水位)	1>	1	1	1	1	1	1	1>	1	1>	1>	1	1	1	1	1	1
		Washing Machine / Washer Dryer Connection Point (Drain Point) 洗衣機 / 洗衣乾衣機接駁點(去水位)	1>	1	1	1	1	1	1	1>	1	1>	1>	1	1	1	1	1	1

Notes:
1. The symbol “ - ” as shown in the above table denotes “ Not Provided ” or “ Not Applicable ”.
2. The symbol ">" as shown in the above table denotes the provisions are installed in the dining room.
3. 4/F, 13/F and 14/F are omitted.

註：
1. 上述符號 " - " 表示不提供或不適用。
2. 上述符號 " > " 表示裝置安裝於飯廳。
3. 不設4樓、13樓及14樓。

Schedule of Mechanical & Electrical Provisions 機電裝置數量說明表

Tower 3 第3座

Location 位置	Provision 裝置		2/F-3/F, 5/F-12/F and 15/F-16/F 2樓至3樓，5樓至12樓及15樓至16樓											17/F 17樓				
	Exposed Type 外露型	Non-Exposed Type 非外露型	A	B	C	D	E	F	G	H	J	K	L	A	B	C	D	E
Kitchen / Open Kitchen 廚房 / 開放式廚房		Isolator for Electric Water Heater 電熱水爐隔離開關掣	-	1	-	1	1	1	1	1	1	1	-	-	-	-	-	-
		Fused Spur Unit for Exhaust Fan 接線位連保險絲供抽氣扇	1	-	1	-	-	-	-	-	-	-	1	1	1	1	1	1
		Fused Spur Unit for Gas Water Heater 接線位連保險絲供煤氣熱水爐	1	-	1	-	-	-	-	-	-	-	-	1	1	1	-	1
		Fused Spur Unit for Kitchen Cabinet Luminaire 接線位連保險絲供廚櫃燈	1	1	1	1	1	1	1	1	1	1	1	1	1	1	1	1
		Power Connection Unit for Steam Oven 接線座供蒸焗爐	1	1>	1	1>	1>	1	1	1	1	1	1	1	1	1	1	1
		Power Connection Unit for Induction Hob 接線座供電磁爐	-	1	-	1	1	1	1	1	1	1	1	1	1	1	1	1
		Equipment Switch 設備開關	1	2>	1	2>	2>	2	2	2	2	2	2	2	2	2	2	2
		Distribution Board 配電箱	-	1>	-	1>	1>	1	1	1	1	1	1	-	-	-	-	-
		Towngas Connection Point 煤氣接駁點	1	-	1	-	-	-	-	-	-	-	-	1	1	1	1	1
		Washing Machine / Washer Dryer Connection Point (Water Point) 洗衣機 / 洗衣乾衣機接駁點(來水位)	1	1>	1	1>	1>	1	1	1	1	1	1	1	1	-	1	-
		Washing Machine / Washer Dryer Connection Point (Drain Point) 洗衣機 / 洗衣乾衣機接駁點(去水位)	1	1>	1	1>	1>	1	1	1	1	1	1	1	1	-	1	-

Notes:
1. The symbol “ - ” as shown in the above table denotes “ Not Provided ” or “ Not Applicable ”.
2. The symbol ">" as shown in the above table denotes the provisions are installed in the dining room.
3. 4/F, 13/F and 14/F are omitted.

註：
1. 上述符號 " - " 表示不提供或不適用。
2. 上述符號 " > " 表示裝置安裝於飯廳。
3. 不設4樓、13樓及14樓。

Schedule of Mechanical & Electrical Provisions 機電裝置數量說明表

Tower 3 第3座

Location 位置	Provision 裝置		G/F 地下						1/F 1樓										
	Exposed Type 外露型	Non-Exposed Type 非外露型	E	F	G	H	J	K	A	B	C	D	E	F	G	H	J	K	L
Master Bathroom 主人浴室	Lighting Point 燈位		-	-	-	-	-	-	3	-	3	-	-	-	-	-	-	-	-
		Fused Spur Unit for Mirror Cabinet Luminaire 接線位連保險絲供鏡櫃燈	-	-	-	-	-	-	1	-	1	-	-	-	-	-	-	-	-
		Connection Point for Mirror Cabinet Luminaire 接線位供鏡櫃燈	-	-	-	-	-	-	1	-	1	-	-	-	-	-	-	-	-
		13A Single Socket Outlet 13A 單位電插座	-	-	-	-	-	-	1	-	1	-	-	-	-	-	-	-	-
		Fused Spur Unit for Exhaust Fan 接線位連保險絲供抽氣扇	-	-	-	-	-	-	-	-	1	-	-	-	-	-	-	-	-
		Fused Spur Unit for Gas Water Heater 接線位連保險絲供煤氣熱水爐	-	-	-	-	-	-	-	-	-	-	-	-	-	-	-	-	-
		Fused Spur Unit for Pivot Mirror 接線位連保險絲供化妝鏡	-	-	-	-	-	-	-	-	-	-	-	-	-	-	-	-	-
		Power Connection Unit for Thermo Ventilator 接線座供浴室寶	-	-	-	-	-	-	1	-	1	-	-	-	-	-	-	-	-
		Gas Water Heater Remote Control 煤氣熱水爐溫度控制器	-	-	-	-	-	-	1	-	1	-	-	-	-	-	-	-	-
Bathroom / Bathroom 1 浴室 / 浴室 1	Lighting Point 燈位		3	3	3	3	3	3	3	3	3	3	3	3	3	3	3	3	3
		Fused Spur Unit for Mirror Cabinet Luminaire 接線位連保險絲供鏡櫃燈	1	1	1	1	1	1	1	1	1	1	1	1	1	1	1	1	1
		Connection Point for Mirror Cabinet Luminaire 接線位供鏡櫃燈	1	1	1	1	1	1	1	1	1	1	1	1	1	1	1	1	1
		13A Single Socket Outlet 13A 單位電插座	1	1	1	1	1	1	1	1	1	1	1	1	1	1	1	1	1
		Fused Spur Unit for Exhaust Fan 接線位連保險絲供抽氣扇	1	1	1	-	1	1	-	1	1	1	1	1	1	-	1	1	1
		Power Connection Unit for Thermo Ventilator 接線座供浴室寶	1	1	1	1	1	1	1	1	1	1	1	1	1	1	1	1	1
		Gas Water Heater Remote Control 煤氣熱水爐溫度控制器	-	-	-	-	-	-	1	-	1	-	-	-	-	-	-	-	-
		Electric Water Heater Remote Control 電熱水爐溫度控制器	1	1	1	1	1	1	-	1	-	1	1	1	1	1	1	1	1
		Isolator for Electric Water Heater 電熱水爐隔離開關掣	1	-	-	-	-	-	-	-	-	-	-	-	-	-	-	-	-

Notes:
1. The symbol “ - ” as shown in the above table denotes “ Not Provided ” or “ Not Applicable ”.
2. The symbol ">" as shown in the above table denotes the provisions are installed in the dining room.
3. 4/F, 13/F and 14/F are omitted.

註：
1. 上述符號 " - " 表示不提供或不適用。
2. 上述符號 " > " 表示裝置安裝於飯廳。
3. 不設4樓、13樓及14樓。

Schedule of Mechanical & Electrical Provisions 機電裝置數量說明表

Tower 3 第3座

Location 位置	Provision 裝置		2/F-3/F, 5/F-12/F and 15/F-16/F 2樓至3樓，5樓至12樓及15樓至16樓											17/F 17樓				
	Exposed Type 外露型	Non-Exposed Type 非外露型	A	B	C	D	E	F	G	H	J	K	L	A	B	C	D	E
Master Bathroom 主人浴室	Lighting Point 燈位		3	-	3	-	-	-	-	-	-	-	-	4	4	4	3	3
		Fused Spur Unit for Mirror Cabinet Luminaire 接線位連保險絲供鏡櫃燈	1	-	1	-	-	-	-	-	-	-	-	1	1	1	1	1
		Connection Point for Mirror Cabinet Luminaire 接線位供鏡櫃燈	1	-	1	-	-	-	-	-	-	-	-	1	1	1	1	1
		13A Single Socket Outlet 13A 單位電插座	1	-	1	-	-	-	-	-	-	-	-	1	1	1	1	1
		Fused Spur Unit for Exhaust Fan 接線位連保險絲供抽氣扇	-	-	1	-	-	-	-	-	-	-	-	-	1	1	-	1
		Fused Spur Unit for Gas Water Heater 接線位連保險絲供煤氣熱水爐	-	-	-	-	-	-	-	-	-	-	-	-	-	-	1	-
		Fused Spur Unit for Pivot Mirror 接線位連保險絲供化妝鏡	-	-	-	-	-	-	-	-	-	-	-	1	1	1	1	1
		Power Connection Unit for Thermo Ventilator 接線座供浴室寶	1	-	1	-	-	-	-	-	-	-	-	1	1	1	1	1
		Gas Water Heater Remote Control 煤氣熱水爐溫度控制器	1	-	1	-	-	-	-	-	-	-	-	1	1	1	1	1
Bathroom / Bathroom 1 浴室 / 浴室 1	Lighting Point 燈位		3	3	3	3	3	3	3	3	3	3	3	3	4	3	3	3
		Fused Spur Unit for Mirror Cabinet Luminaire 接線位連保險絲供鏡櫃燈	1	1	1	1	1	1	1	1	1	1	1	1	1	1	1	1
		Connection Point for Mirror Cabinet Luminaire 接線位供鏡櫃燈	1	1	1	1	1	1	1	1	1	1	1	1	1	1	1	1
		13A Single Socket Outlet 13A 單位電插座	1	1	1	1	1	1	1	1	1	1	1	1	1	1	1	1
		Fused Spur Unit for Exhaust Fan 接線位連保險絲供抽氣扇	-	1	1	1	1	1	1	-	1	1	1	1	1	1	1	1
		Power Connection Unit for Thermo Ventilator 接線座供浴室寶	1	1	1	1	1	1	1	1	1	1	1	1	1	1	1	1
		Gas Water Heater Remote Control 煤氣熱水爐溫度控制器	1	-	1	-	-	-	-	-	-	-	-	1	1	1	1	1
		Electric Water Heater Remote Control 電熱水爐溫度控制器	-	1	-	1	1	1	1	1	1	1	1	-	-	-	-	-

Notes:
1. The symbol " - " as shown in the above table denotes " Not Provided " or " Not Applicable ".
2. The symbol ">" as shown in the above table denotes the provisions are installed in the dining room.
3. 4/F, 13/F and 14/F are omitted.

註：
1. 上述符號 " - " 表示不提供或不適用。
2. 上述符號 " > " 表示裝置安裝於飯廳。
3. 不設4樓、13樓及14樓。

Schedule of Mechanical & Electrical Provisions 機電裝置數量說明表

Tower 3 第3座

Location 位置	Provision 裝置		G/F 地下						1/F 1樓										
	Exposed Type 外露型	Non-Exposed Type 非外露型	E	F	G	H	J	K	A	B	C	D	E	F	G	H	J	K	L
Bathroom 2 浴室 2	Lighting Point 燈位		3	-	-	-	-	-	-	-	-	-	-	-	-	-	-	-	-
		Fused Spur Unit for Mirror Cabinet Luminaire 接線位連保險絲供鏡櫃燈	1	-	-	-	-	-	-	-	-	-	-	-	-	-	-	-	-
		Connection Point for Mirror Cabinet Luminaire 接線位供鏡櫃燈	1	-	-	-	-	-	-	-	-	-	-	-	-	-	-	-	-
		13A Single Socket Outlet 13A 單位電插座	1	-	-	-	-	-	-	-	-	-	-	-	-	-	-	-	-
		Fused Spur Unit for Exhaust Fan 接線位連保險絲供抽氣扇	1	-	-	-	-	-	-	-	-	-	-	-	-	-	-	-	-
		Power Connection Unit for Thermo Ventilator 接線座供浴室寶	1	-	-	-	-	-	-	-	-	-	-	-	-	-	-	-	-
		Electric Water Heater Remote Control 電熱水爐溫度控制器	1	-	-	-	-	-	-	-	-	-	-	-	-	-	-	-	-
Master Bedroom 主人睡房	TV / FM Connection Point 電視 / 收音機天線接駁點		-	-	-	-	-	-	1	-	1	-	-	-	-	-	-	-	-
	Telephone Connection Point 電話接駁點		-	-	-	-	-	-	1	-	1	-	-	-	-	-	-	-	-
	Lighting Switch 燈具開關		-	-	-	-	-	-	4	-	4	-	-	-	-	-	-	-	-
	Lighting Point 燈位		-	-	-	-	-	-	1	-	2	-	-	-	-	-	-	-	-
	Equipment Switch 設備開關		-	-	-	-	-	-	1	-	1	-	-	-	-	-	-	-	-
	13A Single Socket Outlet 13A 單位電插座		-	-	-	-	-	-	-	-	-	-	-	-	-	-	-	-	-
	13A Twin Socket Outlet 13A 雙位電插座		-	-	-	-	-	-	2	-	2	-	-	-	-	-	-	-	-
	Spare Connection Point 備用接駁點		-	-	-	-	-	-	1	-	1	-	-	-	-	-	-	-	-
	Switch for Indoor A/C Unit 室內冷氣機開關掣		-	-	-	-	-	-	1	-	1	-	-	-	-	-	-	-	-

Notes:
1. The symbol “ - ” as shown in the above table denotes “ Not Provided ” or “ Not Applicable ”.
2. The symbol ">" as shown in the above table denotes the provisions are installed in the dining room.
3. 4/F, 13/F and 14/F are omitted.

註：
1. 上述符號 " - " 表示不提供或不適用。
2. 上述符號 " > " 表示裝置安裝於飯廳。
3. 不設4樓、13樓及14樓。

Schedule of Mechanical & Electrical Provisions 機電裝置數量說明表

Tower 3 第3座

Location 位置	Provision 裝置		2/F-3/F, 5/F-12/F and 15/F-16/F 2樓至3樓，5樓至12樓及15樓至16樓											17/F 17樓				
	Exposed Type 外露型	Non-Exposed Type 非外露型	A	B	C	D	E	F	G	H	J	K	L	A	B	C	D	E
Bathroom 2 浴室 2	Lighting Point 燈位		-	-	-	-	-	-	-	-	-	-	-	-	-	-	-	-
		Fused Spur Unit for Mirror Cabinet Luminaire 接線位連保險絲供鏡櫃燈	-	-	-	-	-	-	-	-	-	-	-	-	-	-	-	-
		Connection Point for Mirror Cabinet Luminaire 接線位供鏡櫃燈	-	-	-	-	-	-	-	-	-	-	-	-	-	-	-	-
		13A Single Socket Outlet 13A 單位電插座	-	-	-	-	-	-	-	-	-	-	-	-	-	-	-	-
		Fused Spur Unit for Exhaust Fan 接線位連保險絲供抽氣扇	-	-	-	-	-	-	-	-	-	-	-	-	-	-	-	-
		Power Connection Unit for Thermo Ventilator 接線座供浴室寶	-	-	-	-	-	-	-	-	-	-	-	-	-	-	-	-
Master Bedroom 主人睡房	TV / FM Connection Point 電視 / 收音機天線接駁點		1	-	1	-	-	-	-	-	-	-	-	2	2	2	2	2
	Telephone Connection Point 電話接駁點		1	-	1	-	-	-	-	-	-	-	-	1	1	1	1	1
	Lighting Switch 燈具開關		4	-	4	-	-	-	-	-	-	-	-	4	4	4	4	4
	Lighting Point 燈位		1	-	2	-	-	-	-	-	-	-	-	2	1	3	2	2
	Equipment Switch 設備開關		1	-	1	-	-	-	-	-	-	-	-	1	1	1	2	1
	13A Single Socket Outlet 13A 單位電插座		-	-	-	-	-	-	-	-	-	-	-	-	-	-	-	-
	13A Twin Socket Outlet 13A 雙位電插座		2	-	2	-	-	-	-	-	-	-	-	3	3	3	3	3
	Spare Connection Point 備用接駁點		1	-	1	-	-	-	-	-	-	-	-	1	1	1	1	1
	Switch for Indoor A/C Unit 室內冷氣機開關掣		1	-	1	-	-	-	-	-	-	-	-	1	1	1	1	1

Notes:
1. The symbol “ - ” as shown in the above table denotes “ Not Provided ” or “ Not Applicable ”.
2. The symbol ">" as shown in the above table denotes the provisions are installed in the dining room.
3. 4/F, 13/F and 14/F are omitted.

註：
1. 上述符號 " - " 表示不提供或不適用。
2. 上述符號 " > " 表示裝置安裝於飯廳。
3. 不設4樓、13樓及14樓。

Schedule of Mechanical & Electrical Provisions 機電裝置數量說明表

Tower 3 第3座

Location 位置	Provision 裝置		G/F 地下						1/F 1樓										
	Exposed Type 外露型	Non-Exposed Type 非外露型	E	F	G	H	J	K	A	B	C	D	E	F	G	H	J	K	L
Bedroom / Bedroom 1 睡房 / 睡房 1	TV / FM Connection Point 電視 / 收音機天線接駁點		1	1	1	1	1	1	1	1	1	1	1	1	1	1	1	1	1
	Telephone Connection Point 電話接駁點		1	1	1	1	1	1	1	1	1	1	1	1	1	1	1	1	1
	Lighting Switch 燈具開關		3	3	3	1	1	1	1	1	1	1	3	3	3	1	2	2	2
	Lighting Point 燈位		1	1	1	1	1	1	1	1	1	1	1	1	1	1	1	1	1
	Equipment Switch 設備開關		2	1	1	-	-	-	-	-	-	-	1	1	1	-	-	-	-
	13A Single Socket Outlet 13A 單位電插座		2	2	2	2	2	2	2	2	2	2	2	2	2	2	2	2	2
	Spare Connection Point 備用接駁點		1	1	1	1	1	1	1	1	1	1	1	1	1	1	1	1	1
	Switch for Indoor A/C Unit 室內冷氣機開關掣		1	1	1	1	1	1	1	1	1	1	1	1	1	1	1	1	1
Bedroom 2 睡房 2	TV / FM Connection Point 電視 / 收音機天線接駁點		1	-	-	1	1	1	1	1	1	1	-	-	-	1	1	1	1
	Telephone Connection Point 電話接駁點		1	-	-	1	1	1	1	1	1	1	-	-	-	1	1	1	1
	Lighting Switch 燈具開關		1	-	-	1	1	1	1	2	1	3	-	-	-	2	1	1	1
	Lighting Point 燈位		1	-	-	1	1	1	1	2	1	1	-	-	-	1	1	1	1
	13A Single Socket Outlet 13A 單位電插座		2	-	-	2	2	2	2	2	2	2	-	-	-	2	2	2	2
	Spare Connection Point 備用接駁點		1	-	-	1	1	1	1	1	1	1	-	-	-	1	1	1	1
	Switch for Indoor A/C Unit 室內冷氣機開關掣		1	-	-	1	1	1	1	1	1	1	-	-	-	1	1	1	1

Notes:
1. The symbol “ - ” as shown in the above table denotes “ Not Provided ” or “ Not Applicable ”.
2. The symbol ">" as shown in the above table denotes the provisions are installed in the dining room.
3. 4/F, 13/F and 14/F are omitted.

註：
1. 上述符號 " - " 表示不提供或不適用。
2. 上述符號 " > " 表示裝置安裝於飯廳。
3. 不設4樓、13樓及14樓。

Schedule of Mechanical & Electrical Provisions 機電裝置數量說明表

Tower 3 第3座

Location 位置	Provision 裝置		2/F-3/F, 5/F-12/F and 15/F-16/F 2樓至3樓，5樓至12樓及15樓至16樓											17/F 17樓				
	Exposed Type 外露型	Non-Exposed Type 非外露型	A	B	C	D	E	F	G	H	J	K	L	A	B	C	D	E
Bedroom / Bedroom 1 睡房 / 睡房 1	TV / FM Connection Point 電視 / 收音機天線接駁點		1	1	1	1	1	1	1	1	1	1	1	1	1	1	1	1
	Telephone Connection Point 電話接駁點		1	1	1	1	1	1	1	1	1	1	1	1	1	1	1	1
	Lighting Switch 燈具開關		1	1	1	1	3	3	3	1	2	2	2	1	1	1	1	1
	Lighting Point 燈位		1	1	1	1	1	1	1	1	1	1	1	2	1	1	1	2
	Equipment Switch 設備開關		-	-	-	-	1	1	1	-	-	-	-	-	-	-	-	-
	13A Single Socket Outlet 13A 單位電插座		2	2	2	2	2	2	2	2	2	2	2	2	2	2	2	2
	Spare Connection Point 備用接駁點		1	1	1	1	1	1	1	1	1	1	1	1	1	1	1	1
	Switch for Indoor A/C Unit 室內冷氣機開關掣		1	1	1	1	1	1	1	1	1	1	1	1	1	1	1	1
Bedroom 2 睡房 2	TV / FM Connection Point 電視 / 收音機天線接駁點		1	1	1	1	-	-	-	1	1	1	1	1	1	1	1	1
	Telephone Connection Point 電話接駁點		1	1	1	1	-	-	-	1	1	1	1	1	1	1	1	1
	Lighting Switch 燈具開關		1	2	1	2	-	-	-	2	1	1	1	1	1	1	1	1
	Lighting Point 燈位		1	2	1	1	-	-	-	1	1	1	1	1	2	1	1	1
	13A Single Socket Outlet 13A 單位電插座		2	2	2	2	-	-	-	2	2	2	2	2	2	2	2	2
	Spare Connection Point 備用接駁點		1	1	1	1	-	-	-	1	1	1	1	1	1	1	1	1
	Switch for Indoor A/C Unit 室內冷氣機開關掣		1	1	1	1	-	-	-	1	1	1	1	1	1	1	1	1

Notes:
1. The symbol “ - ” as shown in the above table denotes “ Not Provided ” or “ Not Applicable ”.
2. The symbol ">" as shown in the above table denotes the provisions are installed in the dining room.
3. 4/F, 13/F and 14/F are omitted.

註：
1. 上述符號 " - " 表示不提供或不適用。
2. 上述符號 " > " 表示裝置安裝於飯廳。
3. 不設4樓、13樓及14樓。

Schedule of Mechanical & Electrical Provisions 機電裝置數量說明表

Tower 3 第3座

Location 位置	Provision 裝置		G/F 地下						1/F 1樓										
	Exposed Type 外露型	Non-Exposed Type 非外露型	E	F	G	H	J	K	A	B	C	D	E	F	G	H	J	K	L
Utility Room 工作房	Lighting Switch 燈具開關		-	-	-	-	-	-	2	-	2	-	-	-	-	-	-	-	-
	Lighting Point 燈位		-	-	-	-	-	-	1	-	1	-	-	-	-	-	-	-	-
	Equipment Switch 設備開關		-	-	-	-	-	-	1	-	1	-	-	-	-	-	-	-	-
		Washing Machine / Washer Dryer Connection Point (Water Point) 洗衣機 / 洗衣乾衣機接駁點(來水位)	-	-	-	-	-	-	-	-	-	-	-	-	-	-	-	-	-
		Washing Machine / Washer Dryer Connection Point (Drain Point) 洗衣機 / 洗衣乾衣機接駁點(去水位)	-	-	-	-	-	-	-	-	-	-	-	-	-	-	-	-	-
		13A Single Socket Outlet (Connected to Kitchen Appliance) 13A 單位電插座 (已接駁廚房設備)	-	-	-	-	-	-	-	-	-	-	-	-	-	-	-	-	-
	13A Twin Socket Outlet 13A 雙位電插座		-	-	-	-	-	-	1	-	1	-	-	-	-	-	-	-	-
	Switch for Indoor A/C Unit 室內冷氣機開關掣		-	-	-	-	-	-	1	-	1	-	-	-	-	-	-	-	-
	Distribution Board 配電箱		-	-	-	-	-	-	1	-	1	-	-	-	-	-	-	-	-
Toilet 衛生間	Lighting Point 燈位		-	-	-	-	-	-	1	-	1	-	-	-	-	-	-	-	-
		Fused Spur Unit for Exhaust Fan 接線位連保險絲供抽氣扇	-	-	-	-	-	-	1	-	1	-	-	-	-	-	-	-	-

Notes:
1. The symbol " - " as shown in the above table denotes " Not Provided " or " Not Applicable ".
2. The symbol ">" as shown in the above table denotes the provisions are installed in the dining room.
3. 4/F, 13/F and 14/F are omitted.

註：
1. 上述符號 " - " 表示不提供或不適用。
2. 上述符號 " > " 表示裝置安裝於飯廳。
3. 不設4樓、13樓及14樓。

Schedule of Mechanical & Electrical Provisions 機電裝置數量說明表

Tower 3 第3座

Location 位置	Provision 裝置		2/F-3/F, 5/F-12/F and 15/F-16/F 2樓至3樓，5樓至12樓及15樓至16樓											17/F 17樓				
	Exposed Type 外露型	Non-Exposed Type 非外露型	A	B	C	D	E	F	G	H	J	K	L	A	B	C	D	E
Utility Room 工作房	Lighting Switch 燈具開關		2	-	2	-	-	-	-	-	-	-	-	2	2	2	2	2
	Lighting Point 燈位		1	-	1	-	-	-	-	-	-	-	-	1	1	1	1	1
	Equipment Switch 設備開關		1	-	1	-	-	-	-	-	-	-	-	1	1	1	1	1
		Washing Machine / Washer Dryer Connection Point (Water Point) 洗衣機 / 洗衣乾衣機接駁點(來水位)	-	-	-	-	-	-	-	-	-	-	-	-	-	1	-	1
		Washing Machine / Washer Dryer Connection Point (Drain Point) 洗衣機 / 洗衣乾衣機接駁點(去水位)	-	-	-	-	-	-	-	-	-	-	-	-	-	1	-	1
		13A Single Socket Outlet (Connected to Kitchen Appliance) 13A 單位電插座 (已接駁廚房設備)	-	-	-	-	-	-	-	-	-	-	-	-	-	1	-	1
	13A Twin Socket Outlet 13A 雙位電插座		1	-	1	-	-	-	-	-	-	-	-	1	1	1	1	1
	Switch for Indoor A/C Unit 室內冷氣機開關掣		1	-	1	-	-	-	-	-	-	-	-	1	1	1	1	1
	Distribution Board 配電箱		1	-	1	-	-	-	-	-	-	-	-	1	1	1	1	1
Toilet 衛生間	Lighting Point 燈位		1	-	1	-	-	-	-	-	-	-	-	1	1	1	1	1
		Fused Spur Unit for Exhaust Fan 接線位連保險絲供抽氣扇	1	-	1	-	-	-	-	-	-	-	-	1	1	1	1	1

Notes:
1. The symbol " - " as shown in the above table denotes " Not Provided " or " Not Applicable ".
2. The symbol ">" as shown in the above table denotes the provisions are installed in the dining room.
3. 4/F, 13/F and 14/F are omitted.

註：
1. 上述符號 " - " 表示不提供或不適用。
2. 上述符號 " > " 表示裝置安裝於飯廳。
3. 不設4樓、13樓及14樓。

Schedule of Mechanical & Electrical Provisions 機電裝置數量說明表

Tower 3 第3座

Location 位置	Provision 裝置		G/F 地下						1/F 1樓										
	Exposed Type 外露型	Non-Exposed Type 非外露型	E	F	G	H	J	K	A	B	C	D	E	F	G	H	J	K	L
Store Room 儲物房	Lighting Point 燈位		-	-	-	-	-	-	-	-	-	-	-	-	-	-	-	-	-
	Lighting Switch 燈具開關		-	-	-	-	-	-	-	-	-	-	-	-	-	-	-	-	-
	13A Single Socket Outlet 13A 單位電插座		-	-	-	-	-	-	-	-	-	-	-	-	-	-	-	-	-
Private Garden 私人花園	Lighting Point 燈位		3	3	3	3	8	5	-	-	-	-	-	-	-	-	-	-	-
	Weather-proof Socket Outlet 防水電插座		1	1	1	1	1	1	-	-	-	-	-	-	-	-	-	-	-
	Weather-proof Isolator for Air-Conditioner Outdoor Unit 室外空調機防水隔離開關掣		2	1	1	2	2	2	-	-	-	-	-	-	-	-	-	-	-
Flat Roof 平台	Lighting Point 燈位		-	-	-	-	-	-	-	-	1	1	-	-	-	-	-	-	1
	Weather-proof Isolator for Air-Conditioner Outdoor Unit 室外空調機防水隔離開關掣		-	-	-	-	-	-	-	-	1	2	-	-	-	-	-	-	-
Balcony 露台	Lighting Point 燈位		-	-	-	-	-	-	1	1	1	1	1	1	1	1	1	1	1
Air-Conditioner Platform 空調機平台	Weather-proof Isolator for Air-Conditioner Outdoor Unit 室外空調機防水隔離開關掣		-	-	-	-	-	-	3	2	2	-	1	1	1	2	2	2	2
Roof 天台	Lighting Point 燈位		-	-	-	-	-	-	-	-	-	-	-	-	-	-	-	-	-
	Weather-proof Socket Outlet 防水電插座		-	-	-	-	-	-	-	-	-	-	-	-	-	-	-	-	-
	Weather-proof Isolator for Air-Conditioner Outdoor Unit 室外空調機防水隔離開關掣		-	-	-	-	-	-	-	-	-	-	-	-	-	-	-	-	-
Utility Platform 工作平台	Lighting Point 燈位		-	-	-	-	-	-	1	1	1	1	-	-	-	1	1	1	-

Notes:
1. The symbol " - " as shown in the above table denotes " Not Provided " or " Not Applicable ".
2. The symbol ">" as shown in the above table denotes the provisions are installed in the dining room.
3. 4/F, 13/F and 14/F are omitted.

註：
1. 上述符號 " - " 表示不提供或不適用。
2. 上述符號 " > " 表示裝置安裝於飯廳。
3. 不設4樓、13樓及14樓。

Schedule of Mechanical & Electrical Provisions 機電裝置數量說明表

Tower 3 第3座

Location 位置	Provision 裝置		2/F-3/F, 5/F-12/F and 15/F-16/F 2樓至3樓，5樓至12樓及15樓至16樓											17/F 17樓				
	Exposed Type 外露型	Non-Exposed Type 非外露型	A	B	C	D	E	F	G	H	J	K	L	A	B	C	D	E
Store Room 儲物房	Lighting Point 燈位		-	-	-	-	-	-	-	-	-	-	-	-	-	-	1	1
	Lighting Switch 燈具開關		-	-	-	-	-	-	-	-	-	-	-	-	-	-	1	-
	13A Single Socket Outlet 13A 單位電插座		-	-	-	-	-	-	-	-	-	-	-	-	-	-	1	-
Private Garden 私人花園	Lighting Point 燈位		-	-	-	-	-	-	-	-	-	-	-	-	-	-	-	-
	Weather-proof Socket Outlet 防水電插座		-	-	-	-	-	-	-	-	-	-	-	-	-	-	-	-
	Weather-proof Isolator for Air-Conditioner Outdoor Unit 室外空調機防水隔離開關掣		-	-	-	-	-	-	-	-	-	-	-	-	-	-	-	-
Flat Roof 平台	Lighting Point 燈位		-	-	-	-	-	-	-	-	-	-	-	-	-	-	-	-
	Weather-proof Isolator for Air-Conditioner Outdoor Unit 室外空調機防水隔離開關掣		-	-	-	-	-	-	-	-	-	-	-	-	-	-	-	-
Balcony 露台	Lighting Point 燈位		1	1	1	1	1	1	1	1	1	1	1	1	1	1	1	1
Air-Conditioner Platform 空調機平台	Weather-proof Isolator for Air-Conditioner Outdoor Unit 室外空調機防水隔離開關掣		3	2	3	2	1	1	1	2	2	2	2	-	-	-	-	2
Roof 天台	Lighting Point 燈位		-	-	-	-	-	-	-	-	-	-	-	21	15	17	17	16
	Weather-proof Socket Outlet 防水電插座		-	-	-	-	-	-	-	-	-	-	-	1	1	1	1	1
	Weather-proof Isolator for Air-Conditioner Outdoor Unit 室外空調機防水隔離開關掣		-	-	-	-	-	-	-	-	-	-	-	4	4	4	4	2
Utility Platform 工作平台	Lighting Point 燈位		1	1	1	1	-	-	-	1	1	1	1	1	1	1	1	1

Notes:
1. The symbol " - " as shown in the above table denotes " Not Provided " or " Not Applicable ".
2. The symbol ">" as shown in the above table denotes the provisions are installed in the dining room.
3. 4/F, 13/F and 14/F are omitted.

註：
1. 上述符號 " - " 表示不提供或不適用。
2. 上述符號 " > " 表示裝置安裝於飯廳。
3. 不設4樓、13樓及14樓。

Schedule of Mechanical & Electrical Provisions 機電裝置數量說明表

Tower 3 第3座

Location 位置	Provision 裝置		G/F 地下						1/F 1樓										
	Exposed Type 外露型	Non-Exposed Type 非外露型	E	F	G	H	J	K	A	B	C	D	E	F	G	H	J	K	L
Maintenance Void 維修空間	Weather-proof Isolator for Filtration Equipment 過濾設備防水隔離開關掣		-	-	-	-	-	-	-	-	-	-	-	-	-	-	-	-	-
	Fused Spur Unit for Exhaust Fan 接線位連保險絲供抽氣扇		-	-	-	-	-	-	-	-	-	-	-	-	-	-	-	-	-
	Lighting Switch 燈具開關		-	-	-	-	-	-	-	-	-	-	-	-	-	-	-	-	-
	Lighting Point 燈位		-	-	-	-	-	-	-	-	-	-	-	-	-	-	-	-	-

Location 位置	Provision 裝置		2/F-3/F, 5/F-12/F and 15/F-16/F 2樓至3樓，5樓至12樓及15樓至16樓											17/F 17樓				
	Exposed Type 外露型	Non-Exposed Type 非外露型	A	B	C	D	E	F	G	H	J	K	L	A	B	C	D	E
Maintenance Void 維修空間	Weather-proof Isolator for Filtration Equipment 過濾設備防水隔離開關掣		-	-	-	-	-	-	-	-	-	-	-	-	1	-	-	-
	Fused Spur Unit for Exhaust Fan 接線位連保險絲供抽氣扇		-	-	-	-	-	-	-	-	-	-	-	-	1	-	-	-
	Lighting Switch 燈具開關		-	-	-	-	-	-	-	-	-	-	-	-	1	-	-	-
	Lighting Point 燈位		-	-	-	-	-	-	-	-	-	-	-	-	2	-	-	-

Notes:
1. The symbol " - " as shown in the above table denotes " Not Provided " or " Not Applicable ".
2. The symbol ">" as shown in the above table denotes the provisions are installed in the dining room.
3. 4/F, 13/F and 14/F are omitted.

註：
1. 上述符號 " - " 表示不提供或不適用。
2. 上述符號 " > " 表示裝置安裝於飯廳。
3. 不設4樓、13樓及14樓。

Schedule of Mechanical & Electrical Provisions 機電裝置數量說明表

Tower 5 第5座

Location 位置	Provision 裝置		G/F 地下					1/F 1樓									
	Exposed Type 外露型	Non-Exposed Type 非外露型	C	D	E	F	G	A	B	C	D	E	F	G	H	J	K
Main Entrance 大門入口	Door Bell Push Button 門鈴按鈕		1	1	1	1	1	1	1	1	1	1	1	1	1	1	1
Living Room And Dining Room 客廳及飯廳	TV / FM Connection Point 電視 / 收音機天線接駁點		2	2	2	2	2	2	2	2	2	2	2	2	2	2	2
	Telephone Connection Point 電話接駁點		2	2	2	2	2	2	2	2	2	2	2	2	2	2	2
	Lighting Switch 燈具開關		4	7	4	4	4	8	7	4	7	4	4	4	10	10	4
	Lighting Point 燈位		2	3	2	2	2	4	3	2	3	2	2	2	4	4	2
	Equipment Switch 設備開關		1	2	1	1	1	3	2	1	2	1	1	1	2	2	1
	13A Single Socket Outlet 13A 單位電插座		-	1	-	-	-	1	1	-	1	-	-	-	1	1	-
		13A Single Socket Outlet 13A 單位電插座	-	-	-	-	-	1	-	-	-	-	-	-	-	-	-
		13A Single Socket Outlet (Connected to Kitchen Appliance) 13A 單位電插座 (已接駁廚房設備)	-	-	-	-	-	-	1	-	-	-	-	-	-	-	2
	13A Twin Socket Outlet 13A 雙位電插座		3	3	3	3	3	4	3	3	3	3	3	3	4	4	3
	Spare Connection Point 備用接駁點		1	1	1	1	1	1	1	1	1	1	1	1	1	1	1
	Switch for Indoor A/C Unit 室內冷氣機開關掣		1	1	1	1	1	1	1	1	1	1	1	1	1	1	1
Kitchen / Open Kitchen 廚房 / 開放式廚房		Door Bell 門鈴	1	1	1	1	1	1	1>	1	1	1	1	1	1	1	1>
		Fused Spur Unit for Door Bell 接線位連保險絲供門鈴	1	1	1	1	1	1	1>	1	1	1	1	1	1	1	1>
	Lighting Point 燈位		-	-	-	-	-	5	-	-	-	-	-	-	3	3	-
		13A Single Socket Outlet (Connected to Kitchen Appliance) 13A 單位電插座 (已接駁廚房設備)	3	3	3	3	3	5	2	3	3	3	3	3	4	4	1
	13A Twin Socket Outlet 13A 雙位電插座		1	1	1	1	1	1	1	1	1	1	1	1	1	1	1

Notes:
1. The symbol " - " as shown in the above table denotes " Not Provided " or " Not Applicable ".
2. The symbol ">" as shown in the above table denotes the provisions are installed in the dining room.
3. 4/F, 13/F and 14/F are omitted.

註：
1. 上述符號 " - " 表示不提供或不適用。
2. 上述符號 " > " 表示裝置安裝於飯廳。
3. 不設4樓、13樓及14樓。

Schedule of Mechanical & Electrical Provisions 機電裝置數量說明表

Tower 5 第5座

Location 位置	Provision 裝置		2/F-3/F and 5/F-12/F 2樓至3樓及5樓至12樓										15/F 15樓				
	Exposed Type 外露型	Non-Exposed Type 非外露型	A	B	C	D	E	F	G	H	J	K	A	B	C	D	E
Main Entrance 大門入口	Door Bell Push Button 門鈴按鈕		1	1	1	1	1	1	1	1	1	1	1	1	1	1	1
Living Room And Dining Room 客廳及飯廳	TV / FM Connection Point 電視 / 收音機天線接駁點		2	2	2	2	2	2	2	2	2	2	2	2	2	2	2
	Telephone Connection Point 電話接駁點		2	2	2	2	2	2	2	2	2	2	2	2	2	2	2
	Lighting Switch 燈具開關		8	7	4	7	4	4	4	9	9	4	11	10	11	11	11
	Lighting Point 燈位		4	3	2	3	2	2	2	4	4	2	7	5	7	7	8
	Equipment Switch 設備開關		3	2	1	2	1	1	1	2	2	1	3	3	3	3	3
	13A Single Socket Outlet 13A 單位電插座		1	1	-	1	-	-	-	1	1	-	1	1	1	1	1
		13A Single Socket Outlet 13A 單位電插座	1	-	-	-	-	-	-	-	-	-	1	1	1	1	1
		13A Single Socket Outlet (Connected to Kitchen Appliance) 13A 單位電插座 (已接駁廚房設備)	-	1	-	-	-	-	-	-	-	2	-	-	-	-	-
	13A Twin Socket Outlet 13A 雙位電插座		4	3	3	3	3	3	3	4	4	3	4	4	4	4	4
	Spare Connection Point 備用接駁點		1	1	1	1	1	1	1	1	1	1	1	1	1	1	1
	Switch for Indoor A/C Unit 室內冷氣機開關掣		1	1	1	1	1	1	1	1	1	1	2	2	2	2	2
Kitchen / Open Kitchen 廚房 / 開放式廚房		Door Bell 門鈴	1	1>	1	1	1	1	1	1	1	1>	1	1	1	1	1
		Fused Spur Unit for Door Bell 接線位連保險絲供門鈴	1	1>	1	1	1	1	1	1	1	1>	1	1	1	1	1
	Lighting Point 燈位		5	-	-	-	-	-	-	3	3	-	5	4	3	5	4
		13A Single Socket Outlet (Connected to Kitchen Appliance) 13A 單位電插座 (已接駁廚房設備)	5	2	3	3	3	3	3	4	4	1	9	5	5	8	5
	13A Twin Socket Outlet 13A 雙位電插座		1	1	1	1	1	1	1	1	1	1	2	1	1	1	1

Notes:
1. The symbol " - " as shown in the above table denotes " Not Provided " or " Not Applicable ".
2. The symbol ">" as shown in the above table denotes the provisions are installed in the dining room.
3. 4/F, 13/F and 14/F are omitted.

註：
1. 上述符號 " - " 表示不提供或不適用。
2. 上述符號 " > " 表示裝置安裝於飯廳。
3. 不設4樓、13樓及14樓。

Schedule of Mechanical & Electrical Provisions 機電裝置數量說明表

Tower 5 第5座

Location 位置	Provision 裝置		G/F 地下					1/F 1樓									
	Exposed Type 外露型	Non-Exposed Type 非外露型	C	D	E	F	G	A	B	C	D	E	F	G	H	J	K
Kitchen / Open Kitchen 廚房 / 開放式廚房		Isolator for Electric Water Heater 電熱水爐隔離開關掣	1	1	1	1	1	-	1	1	1	1	1	1	-	-	1
		Fused Spur Unit for Exhaust Fan 接線位連保險絲供抽氣扇	-	-	-	-	-	1	-	-	-	-	-	-	1	1	-
		Fused Spur Unit for Gas Water Heater 接線位連保險絲供煤氣熱水爐	-	-	-	-	-	1	-	-	-	-	-	-	1	1	-
		Fused Spur Unit for Kitchen Cabinet Luminaire 接線位連保險絲供廚櫃燈	1	1	1	1	1	1	1	1	1	1	1	1	1	1	1
		Power Connection Unit for Steam Oven 接線座供蒸焗爐	1	1	1	1	1	1	1	1	1	1	1	1	1	1	1>
		Power Connection Unit for Induction Hob 接線座供電磁爐	1	1	1	1	1	-	1	1	1	1	1	1	-	-	1
		Equipment Switch 設備開關	2	2	2	2	2	1	2	2	2	2	2	2	1	1	2>
		Distribution Board 配電箱	1	1	1	1	1	-	1	1	1	1	1	1	1	1	1>
		Towngas Connection Point 煤氣接駁點	-	-	-	-	-	1	-	-	-	-	-	-	1	1	-
		Washing Machine / Washer Dryer Connection Point (Water Point) 洗衣機 / 洗衣乾衣機接駁點(來水位)	1	1	1	1	1	1	1	1	1	1	1	1	1	1	1>
		Washing Machine / Washer Dryer Connection Point (Drain Point) 洗衣機 / 洗衣乾衣機接駁點(去水位)	1	1	1	1	1	1	1	1	1	1	1	1	1	1	1>

Notes:
1. The symbol “ - ” as shown in the above table denotes “ Not Provided ” or “ Not Applicable ”.
2. The symbol ">" as shown in the above table denotes the provisions are installed in the dining room.
3. 4/F, 13/F and 14/F are omitted.

註：
1. 上述符號 " - " 表示不提供或不適用。
2. 上述符號 " > " 表示裝置安裝於飯廳。
3. 不設4樓、13樓及14樓。

Schedule of Mechanical & Electrical Provisions 機電裝置數量說明表

Tower 5 第5座

Location 位置	Provision 裝置		2/F-3/F and 5/F-12/F 2樓至3樓及5樓至12樓										15/F 15樓				
	Exposed Type 外露型	Non-Exposed Type 非外露型	A	B	C	D	E	F	G	H	J	K	A	B	C	D	E
Kitchen / Open Kitchen 廚房 / 開放式廚房		Isolator for Electric Water Heater 電熱水爐隔離開關掣	-	1	1	1	1	1	1	-	-	1	-	-	-	-	-
		Fused Spur Unit for Exhaust Fan 接線位連保險絲供抽氣扇	1	-	-	-	-	-	-	1	1	-	1	1	1	1	1
		Fused Spur Unit for Gas Water Heater 接線位連保險絲供煤氣熱水爐	1	-	-	-	-	-	-	1	1	-	1	1	-	1	1
		Fused Spur Unit for Kitchen Cabinet Luminaire 接線位連保險絲供廚櫃燈	1	1	1	1	1	1	1	1	1	1	1	1	1	1	1
		Power Connection Unit for Steam Combination Oven 接線座供蒸焗爐	1	1	1	1	1	1	1	1	1	1>	-	1	1	1	1
		Power Connection Unit for Steam Oven 接線座供蒸爐	-	-	-	-	-	-	-	-	-	-	1	-	-	-	-
		Power Connection Unit for Induction Hob 接線座供電磁爐	-	1	1	1	1	1	1	-	-	1	1	-	-	1	-
		Equipment Switch 設備開關	1	2	2	2	2	2	2	1	1	2>	2	1	1	2	1
		Distribution Board 配電箱	-	1	1	1	1	1	1	1	1	1>	-	1	-	-	-
		Towngas Connection Point 煤氣接駁點	1	-	-	-	-	-	-	1	1	-	1	1	1	1	1
		Washing Machine / Washer Dryer Connection Point (Water Point) 洗衣機 / 洗衣乾衣機接駁點(來水位)	1	1	1	1	1	1	1	1	1	1>	-	1	1	1	1
		Washing Machine / Washer Dryer Connection Point (Drain Point) 洗衣機 / 洗衣乾衣機接駁點(去水位)	1	1	1	1	1	1	1	1	1	1>	-	1	1	1	1

Notes:
1. The symbol " - " as shown in the above table denotes " Not Provided " or " Not Applicable ".
2. The symbol ">" as shown in the above table denotes the provisions are installed in the dining room.
3. 4/F, 13/F and 14/F are omitted.

註：
1. 上述符號 " - " 表示不提供或不適用。
2. 上述符號 " > " 表示裝置安裝於飯廳。
3. 不設4樓、13樓及14樓。

Schedule of Mechanical & Electrical Provisions 機電裝置數量說明表

Tower 5 第5座

Location 位置	Provision 裝置		G/F 地下					1/F 1樓									
	Exposed Type 外露型	Non-Exposed Type 非外露型	C	D	E	F	G	A	B	C	D	E	F	G	H	J	K
Master Bathroom 主人浴室	Lighting Point 燈位		-	-	-	-	-	3	-	-	-	-	-	-	-	-	-
		Fused Spur Unit for Mirror Cabinet Luminaire 接線位連保險絲供鏡櫃燈	-	-	-	-	-	1	-	-	-	-	-	-	-	-	-
		Connection Point for Mirror Cabinet Luminaire 接線位供鏡櫃燈	-	-	-	-	-	1	-	-	-	-	-	-	-	-	-
		13A Single Socket Outlet 13A 單位電插座	-	-	-	-	-	1	-	-	-	-	-	-	-	-	-
		Fused Spur Unit for Pivot Mirror 接線位連保險絲供化妝鏡	-	-	-	-	-	-	-	-	-	-	-	-	-	-	-
		Power Connection Unit for Thermo Ventilator 接線座供浴室寶	-	-	-	-	-	1	-	-	-	-	-	-	-	-	-
		Gas Water Heater Remote Control 煤氣熱水爐溫度控制器	-	-	-	-	-	1	-	-	-	-	-	-	-	-	-
Bathroom / Bathroom 1 浴室 / 浴室 1	Lighting Point 燈位		3	3	3	3	3	3	3	3	3	3	3	3	3	3	3
		Fused Spur Unit for Mirror Cabinet Luminaire 接線位連保險絲供鏡櫃燈	1	1	1	1	1	1	1	1	1	1	1	1	1	1	1
		Connection Point for Mirror Cabinet Luminaire 接線位供鏡櫃燈	1	1	1	1	1	1	1	1	1	1	1	1	1	1	1
		13A Single Socket Outlet 13A 單位電插座	1	1	1	1	1	1	1	1	1	1	1	1	1	1	1
		Fused Spur Unit for Exhaust Fan 接線位連保險絲供抽氣扇	-	-	1	1	1	-	1	-	-	1	1	1	-	-	1
		Power Connection Unit for Thermo Ventilator 接線座供浴室寶	1	1	1	1	1	1	1	1	1	1	1	1	1	1	1
		Gas Water Heater Remote Control 煤氣熱水爐溫度控制器	-	-	-	-	-	1	-	-	-	-	-	-	1	1	-
		Electric Water Heater Remote Control 電熱水爐溫度控制器	1	1	1	1	1	-	1	1	1	1	1	1	-	-	1
		Fused Spur Unit for Gas Water Heater 接線位連保險絲供煤氣熱水爐	-	-	-	-	-	-	-	-	-	-	-	-	-	-	-

Notes:
1. The symbol “ - ” as shown in the above table denotes “ Not Provided ” or “ Not Applicable ”.
2. The symbol ">" as shown in the above table denotes the provisions are installed in the dining room.
3. 4/F, 13/F and 14/F are omitted.

註：
1. 上述符號 " - " 表示不提供或不適用。
2. 上述符號 " > " 表示裝置安裝於飯廳。
3. 不設4樓、13樓及14樓。

Schedule of Mechanical & Electrical Provisions 機電裝置數量說明表

Tower 5 第5座

Location 位置	Provision 裝置		2/F-3/F and 5/F-12/F 2樓至3樓及5樓至12樓										15/F 15樓				
	Exposed Type 外露型	Non-Exposed Type 非外露型	A	B	C	D	E	F	G	H	J	K	A	B	C	D	E
Master Bathroom 主人浴室	Lighting Point 燈位		3	-	-	-	-	-	-	-	-	-	3	3	4	4	3
		Fused Spur Unit for Mirror Cabinet Luminaire 接線位連保險絲供鏡櫃燈	1	-	-	-	-	-	-	-	-	-	1	1	1	1	1
		Connection Point for Mirror Cabinet Luminaire 接線位供鏡櫃燈	1	-	-	-	-	-	-	-	-	-	1	1	1	1	1
		13A Single Socket Outlet 13A 單位電插座	1	-	-	-	-	-	-	-	-	-	1	1	1	1	1
		Fused Spur Unit for Pivot Mirror 接線位連保險絲供化妝鏡	-	-	-	-	-	-	-	-	-	-	1	1	1	1	1
		Power Connection Unit for Thermo Ventilator 接線座供浴室寶	1	-	-	-	-	-	-	-	-	-	1	1	1	1	1
		Gas Water Heater Remote Control 煤氣熱水爐溫度控制器	1	-	-	-	-	-	-	-	-	-	1	1	1	1	1
Bathroom / Bathroom 1 浴室 / 浴室 1	Lighting Point 燈位		3	3	3	3	3	3	3	3	3	3	3	3	3	3	3
		Fused Spur Unit for Mirror Cabinet Luminaire 接線位連保險絲供鏡櫃燈	1	1	1	1	1	1	1	1	1	1	1	1	1	1	1
		Connection Point for Mirror Cabinet Luminaire 接線位供鏡櫃燈	1	1	1	1	1	1	1	1	1	1	1	1	1	1	1
		13A Single Socket Outlet 13A 單位電插座	1	1	1	1	1	1	1	1	1	1	1	1	1	1	1
		Fused Spur Unit for Exhaust Fan 接線位連保險絲供抽氣扇	-	1	-	-	1	1	1	-	-	1	-	1	1	1	-
		Power Connection Unit for Thermo Ventilator 接線座供浴室寶	1	1	1	1	1	1	1	1	1	1	1	1	1	1	1
		Gas Water Heater Remote Control 煤氣熱水爐溫度控制器	1	-	-	-	-	-	-	1	1	-	1	1	1	1	1
		Electric Water Heater Remote Control 電熱水爐溫度控制器	-	1	1	1	1	1	1	-	-	1	-	-	-	-	-
		Fused Spur Unit for Gas Water Heater 接線位連保險絲供煤氣熱水爐	-	-	-	-	-	-	-	-	-	-	-	-	1	-	-

Notes:
1. The symbol " - " as shown in the above table denotes " Not Provided " or " Not Applicable ".
2. The symbol ">" as shown in the above table denotes the provisions are installed in the dining room.
3. 4/F, 13/F and 14/F are omitted.

註：
1. 上述符號 " - " 表示不提供或不適用。
2. 上述符號 " > " 表示裝置安裝於飯廳。
3. 不設4樓、13樓及14樓。

Schedule of Mechanical & Electrical Provisions 機電裝置數量說明表

Tower 5 第5座

Location 位置	Provision 裝置		G/F 地下					1/F 1樓									
	Exposed Type 外露型	Non-Exposed Type 非外露型	C	D	E	F	G	A	B	C	D	E	F	G	H	J	K
Master Bedroom 主人睡房	TV / FM Connection Point 電視 / 收音機天線接駁點		-	-	-	-	-	1	-	-	-	-	-	-	-	-	-
	Telephone Connection Point 電話接駁點		-	-	-	-	-	1	-	-	-	-	-	-	-	-	-
	Lighting Switch 燈具開關		-	-	-	-	-	4	-	-	-	-	-	-	-	-	-
	Lighting Point 燈位		-	-	-	-	-	2	-	-	-	-	-	-	-	-	-
	Equipment Switch 設備開關		-	-	-	-	-	1	-	-	-	-	-	-	-	-	-
	13A Twin Socket Outlet 13A 雙位電插座		-	-	-	-	-	2	-	-	-	-	-	-	-	-	-
	Spare Connection Point 備用接駁點		-	-	-	-	-	1	-	-	-	-	-	-	-	-	-
	Switch for Indoor A/C Unit 室內冷氣機開關掣		-	-	-	-	-	1	-	-	-	-	-	-	-	-	-
Bedroom / Bedroom 1 睡房 / 睡房 1	TV / FM Connection Point 電視 / 收音機天線接駁點		1	1	1	1	1	1	1	1	1	1	1	1	1	1	1
	Telephone Connection Point 電話接駁點		1	1	1	1	1	1	1	1	1	1	1	1	1	1	1
	Lighting Switch 燈具開關		3	1	3	3	3	1	1	3	1	3	3	3	1	1	3
	Lighting Point 燈位		1	1	1	1	1	1	1	1	1	1	1	1	1	1	1
	Equipment Switch 設備開關		1	-	1	1	1	-	-	1	-	1	1	1	-	-	1
	13A Single Socket Outlet 13A 單位電插座		2	2	2	2	2	2	2	2	2	2	2	2	2	2	2
	Spare Connection Point 備用接駁點		1	1	1	1	1	1	1	1	1	1	1	1	1	1	1
	Switch for Indoor A/C Unit 室內冷氣機開關掣		1	1	1	1	1	1	1	1	1	1	1	1	1	1	1

Notes:
1. The symbol “ - ” as shown in the above table denotes “ Not Provided ” or “ Not Applicable ”.
2. The symbol ">" as shown in the above table denotes the provisions are installed in the dining room.
3. 4/F, 13/F and 14/F are omitted.

註：
1. 上述符號 " - " 表示不提供或不適用。
2. 上述符號 " > " 表示裝置安裝於飯廳。
3. 不設4樓、13樓及14樓。

Schedule of Mechanical & Electrical Provisions 機電裝置數量說明表

Tower 5 第5座

Location 位置	Provision 裝置		2/F-3/F and 5/F-12/F 2樓至3樓及5樓至12樓										15/F 15樓				
	Exposed Type 外露型	Non-Exposed Type 非外露型	A	B	C	D	E	F	G	H	J	K	A	B	C	D	E
Master Bedroom 主人睡房	TV / FM Connection Point 電視 / 收音機天線接駁點		1	-	-	-	-	-	-	-	-	-	2	2	2	2	2
	Telephone Connection Point 電話接駁點		1	-	-	-	-	-	-	-	-	-	1	1	1	1	1
	Lighting Switch 燈具開關		4	-	-	-	-	-	-	-	-	-	4	3	4	4	4
	Lighting Point 燈位		2	-	-	-	-	-	-	-	-	-	2	1	2	1	2
	Equipment Switch 設備開關		1	-	-	-	-	-	-	-	-	-	1	1	1	1	1
	13A Twin Socket Outlet 13A 雙位電插座		2	-	-	-	-	-	-	-	-	-	3	3	3	3	3
	Spare Connection Point 備用接駁點		1	-	-	-	-	-	-	-	-	-	1	1	1	1	1
	Switch for Indoor A/C Unit 室內冷氣機開關掣		1	-	-	-	-	-	-	-	-	-	1	1	1	1	1
Bedroom / Bedroom 1 睡房 / 睡房 1	TV / FM Connection Point 電視 / 收音機天線接駁點		1	1	1	1	1	1	1	1	1	1	1	1	1	1	1
	Telephone Connection Point 電話接駁點		1	1	1	1	1	1	1	1	1	1	1	1	1	1	1
	Lighting Switch 燈具開關		1	1	3	1	3	3	3	1	1	3	1	1	1	1	1
	Lighting Point 燈位		1	1	1	1	1	1	1	1	1	1	1	1	1	1	1
	Equipment Switch 設備開關		-	-	1	-	1	1	1	-	-	1	-	-	-	-	-
	13A Single Socket Outlet 13A 單位電插座		2	2	2	2	2	2	2	2	2	2	2	2	2	2	2
	Spare Connection Point 備用接駁點		1	1	1	1	1	1	1	1	1	1	1	1	1	1	1
	Switch for Indoor A/C Unit 室內冷氣機開關掣		1	1	1	1	1	1	1	1	1	1	1	1	1	1	1

Notes:
1. The symbol " - " as shown in the above table denotes " Not Provided " or " Not Applicable ".
2. The symbol ">" as shown in the above table denotes the provisions are installed in the dining room.
3. 4/F, 13/F and 14/F are omitted.

註：
1. 上述符號 " - " 表示不提供或不適用。
2. 上述符號 " > " 表示裝置安裝於飯廳。
3. 不設4樓、13樓及14樓。

Schedule of Mechanical & Electrical Provisions 機電裝置數量說明表

Tower 5 第5座

Location 位置	Provision 裝置		G/F 地下					1/F 1樓									
	Exposed Type 外露型	Non-Exposed Type 非外露型	C	D	E	F	G	A	B	C	D	E	F	G	H	J	K
Bedroom 2 睡房 2	TV / FM Connection Point 電視 / 收音機天線接駁點		-	1	-	-	-	1	1	-	1	-	-	-	1	1	-
	Telephone Connection Point 電話接駁點		-	1	-	-	-	1	1	-	1	-	-	-	1	1	-
	Lighting Switch 燈具開關		-	2	-	-	-	1	2	-	2	-	-	-	1	1	-
	Lighting Point 燈位		-	1	-	-	-	1	1	-	1	-	-	-	1	1	-
	13A Single Socket Outlet 13A 單位電插座		-	2	-	-	-	2	2	-	2	-	-	-	2	2	-
	Spare Connection Point 備用接駁點		-	1	-	-	-	1	1	-	1	-	-	-	1	1	-
	Switch for Indoor A/C Unit 室內冷氣機開關掣		-	1	-	-	-	1	1	-	1	-	-	-	1	1	-
Bedroom 3 睡房 3	TV / FM Connection Point 電視 / 收音機天線接駁點		-	-	-	-	-	-	-	-	-	-	-	-	-	-	-
	Telephone Connection Point 電話接駁點		-	-	-	-	-	-	-	-	-	-	-	-	-	-	-
	Lighting Switch 燈具開關		-	-	-	-	-	-	-	-	-	-	-	-	-	-	-
	Lighting Point 燈位		-	-	-	-	-	-	-	-	-	-	-	-	-	-	-
	Equipment Switch 設備開關		-	-	-	-	-	-	-	-	-	-	-	-	-	-	-
	13A Single Socket Outlet 13A 單位電插座		-	-	-	-	-	-	-	-	-	-	-	-	-	-	-
	13A Twin Socket Outlet 13A 雙位電插座		-	-	-	-	-	-	-	-	-	-	-	-	-	-	-
	Spare Connection Point 備用接駁點		-	-	-	-	-	-	-	-	-	-	-	-	-	-	-
	Switch for Indoor A/C Unit 室內冷氣機開關掣		-	-	-	-	-	-	-	-	-	-	-	-	-	-	-

Notes:
1. The symbol " - " as shown in the above table denotes " Not Provided " or " Not Applicable ".
2. The symbol ">" as shown in the above table denotes the provisions are installed in the dining room.
3. 4/F, 13/F and 14/F are omitted.

註：
1. 上述符號 " - " 表示不提供或不適用。
2. 上述符號 " > " 表示裝置安裝於飯廳。
3. 不設4樓、13樓及14樓。

Schedule of Mechanical & Electrical Provisions 機電裝置數量說明表

Tower 5 第5座

Location 位置	Provision 裝置		2/F-3/F and 5/F-12/F 2樓至3樓及5樓至12樓										15/F 15樓				
	Exposed Type 外露型	Non-Exposed Type 非外露型	A	B	C	D	E	F	G	H	J	K	A	B	C	D	E
Bedroom 2 睡房 2	TV / FM Connection Point 電視 / 收音機天線接駁點		1	1	-	1	-	-	-	1	1	-	1	-	1	1	1
	Telephone Connection Point 電話接駁點		1	1	-	1	-	-	-	1	1	-	1	-	1	1	1
	Lighting Switch 燈具開關		1	2	-	2	-	-	-	1	1	-	1	-	1	1	1
	Lighting Point 燈位		1	1	-	1	-	-	-	1	1	-	1	-	1	1	1
	13A Single Socket Outlet 13A 單位電插座		2	2	-	2	-	-	-	2	2	-	2	-	2	2	2
	Spare Connection Point 備用接駁點		1	1	-	1	-	-	-	1	1	-	1	-	1	1	1
	Switch for Indoor A/C Unit 室內冷氣機開關掣		1	1	-	1	-	-	-	1	1	-	1	-	1	1	1
Bedroom 3 睡房 3	TV / FM Connection Point 電視 / 收音機天線接駁點		-	-	-	-	-	-	-	-	-	-	1	-	-	-	-
	Telephone Connection Point 電話接駁點		-	-	-	-	-	-	-	-	-	-	1	-	-	-	-
	Lighting Switch 燈具開關		-	-	-	-	-	-	-	-	-	-	1	-	-	-	-
	Lighting Point 燈位		-	-	-	-	-	-	-	-	-	-	1	-	-	-	-
	Equipment Switch 設備開關		-	-	-	-	-	-	-	-	-	-	-	-	-	-	-
	13A Single Socket Outlet 13A 單位電插座		-	-	-	-	-	-	-	-	-	-	2	-	-	-	-
	13A Twin Socket Outlet 13A 雙位電插座		-	-	-	-	-	-	-	-	-	-	-	-	-	-	-
	Spare Connection Point 備用接駁點		-	-	-	-	-	-	-	-	-	-	1	-	-	-	-
	Switch for Indoor A/C Unit 室內冷氣機開關掣		-	-	-	-	-	-	-	-	-	-	1	-	-	-	-

Notes:
1. The symbol " - " as shown in the above table denotes " Not Provided " or " Not Applicable ".
2. The symbol ">" as shown in the above table denotes the provisions are installed in the dining room.
3. 4/F, 13/F and 14/F are omitted.

註：
1. 上述符號 " - " 表示不提供或不適用。
2. 上述符號 " > " 表示裝置安裝於飯廳。
3. 不設4樓、13樓及14樓。

Schedule of Mechanical & Electrical Provisions 機電裝置數量說明表

Tower 5 第5座

Location 位置	Provision 裝置		G/F 地下					1/F 1樓									
	Exposed Type 外露型	Non-Exposed Type 非外露型	C	D	E	F	G	A	B	C	D	E	F	G	H	J	K
Utility Room 工作房	Lighting Switch 燈具開關		-	-	-	-	-	2	-	-	-	-	-	-	-	-	-
	Lighting Point 燈位		-	-	-	-	-	1	-	-	-	-	-	-	-	-	-
	Equipment Switch 設備開關		-	-	-	-	-	1	-	-	-	-	-	-	-	-	-
		Washing Machine / Washer Dryer Connection Point (Water Point) 洗衣機 / 洗衣乾衣機接駁點(來水位)	-	-	-	-	-	-	-	-	-	-	-	-	-	-	-
		Washing Machine / Washer Dryer Connection Point (Drain Point) 洗衣機 / 洗衣乾衣機接駁點(去水位)	-	-	-	-	-	-	-	-	-	-	-	-	-	-	-
		13A Single Socket Outlet (Connected to Kitchen Appliance) 13A 單位電插座 (已接駁廚房設備)	-	-	-	-	-	-	-	-	-	-	-	-	-	-	-
	13A Twin Socket Outlet 13A 雙位電插座		-	-	-	-	-	1	-	-	-	-	-	-	-	-	-
	Switch for Indoor A/C Unit 室內冷氣機開關掣		-	-	-	-	-	1	-	-	-	-	-	-	-	-	-
	Distribution Board 配電箱		-	-	-	-	-	1	-	-	-	-	-	-	-	-	-
Toilet 衛生間	Lighting Point 燈位		-	-	-	-	-	1	-	-	-	-	-	-	-	-	-
		Fused Spur Unit for Exhaust Fan 接線位連保險絲供抽氣扇	-	-	-	-	-	1	-	-	-	-	-	-	-	-	-
Store 儲物房	Lighting Point 燈位		-	-	-	-	-	-	-	-	-	-	-	-	-	-	-
	Lighting Switch 燈具開關		-	-	-	-	-	-	-	-	-	-	-	-	-	-	-
	13A Single Socket Outlet 13A 單位電插座		-	-	-	-	-	-	-	-	-	-	-	-	-	-	-

Notes:
1. The symbol " - " as shown in the above table denotes " Not Provided " or " Not Applicable ".
2. The symbol ">" as shown in the above table denotes the provisions are installed in the dining room.
3. 4/F, 13/F and 14/F are omitted.

註：
1. 上述符號 " - " 表示不提供或不適用。
2. 上述符號 " > " 表示裝置安裝於飯廳。
3. 不設4樓、13樓及14樓。

Schedule of Mechanical & Electrical Provisions 機電裝置數量說明表

Tower 5 第5座

Location 位置	Provision 裝置		2/F-3/F and 5/F-12/F 2樓至3樓及5樓至12樓										15/F 15樓				
	Exposed Type 外露型	Non-Exposed Type 非外露型	A	B	C	D	E	F	G	H	J	K	A	B	C	D	E
Utility Room 工作房	Lighting Switch 燈具開關		2	-	-	-	-	-	-	-	-	-	2	-	2	2	2
	Lighting Point 燈位		1	-	-	-	-	-	-	-	-	-	1	-	1	1	1
	Equipment Switch 設備開關		1	-	-	-	-	-	-	-	-	-	1	-	1	1	1
		Washing Machine / Washer Dryer Connection Point (Water Point) 洗衣機 / 洗衣乾衣機接駁點(來水位)	-	-	-	-	-	-	-	-	-	-	1	-	-	-	-
		Washing Machine / Washer Dryer Connection Point (Drain Point) 洗衣機 / 洗衣乾衣機接駁點(去水位)	-	-	-	-	-	-	-	-	-	-	1	-	-	-	-
		13A Single Socket Outlet (Connected to Kitchen Appliance) 13A 單位電插座 (已接駁廚房設備)	-	-	-	-	-	-	-	-	-	-	1	-	-	-	-
	13A Twin Socket Outlet 13A 雙位電插座		1	-	-	-	-	-	-	-	-	-	1	-	1	1	1
	Switch for Indoor A/C Unit 室內冷氣機開關掣		1	-	-	-	-	-	-	-	-	-	1	-	1	1	1
	Distribution Board 配電箱		1	-	-	-	-	-	-	-	-	-	1	-	1	1	1
Toilet 衛生間	Lighting Point 燈位		1	-	-	-	-	-	-	-	-	-	1	-	1	1	1
		Fused Spur Unit for Exhaust Fan 接線位連保險絲供抽氣扇	1	-	-	-	-	-	-	-	-	-	1	-	1	1	1
Store 儲物房	Lighting Point 燈位		-	-	-	-	-	-	-	-	-	-	1	-	-	1	1
	Lighting Switch 燈具開關		-	-	-	-	-	-	-	-	-	-	1	-	-	1	1
	13A Single Socket Outlet 13A 單位電插座		-	-	-	-	-	-	-	-	-	-	1	-	-	1	1

Notes:
1. The symbol " - " as shown in the above table denotes " Not Provided " or " Not Applicable ".
2. The symbol ">" as shown in the above table denotes the provisions are installed in the dining room.
3. 4/F, 13/F and 14/F are omitted.

註：
1. 上述符號 " - " 表示不提供或不適用。
2. 上述符號 " > " 表示裝置安裝於飯廳。
3. 不設4樓、13樓及14樓。

Schedule of Mechanical & Electrical Provisions 機電裝置數量說明表

Tower 5 第5座

Location 位置	Provision 裝置		G/F 地下					1/F 1樓									
	Exposed Type 外露型	Non-Exposed Type 非外露型	C	D	E	F	G	A	B	C	D	E	F	G	H	J	K
Private Garden 私人花園	Lighting Point 燈位		4	5	3	3	3	-	-	-	-	-	-	-	-	-	-
	Weather-Proof Socket Outlet 防水電插座		1	1	1	1	1	-	-	-	-	-	-	-	-	-	-
	Weather-proof Isolator for Air-Conditioner Outdoor Unit 室外空調機防水隔離開關掣		1	2	1	1	1	-	-	-	-	-	-	-	-	-	-
Flat Roof 平台	Lighting Point 燈位		-	-	-	-	-	-	-	-	-	-	-	-	2	2	-
	Weather-proof Isolator for Air-Conditioner Outdoor Unit 室外空調機防水隔離開關掣		-	-	-	-	-	-	-	-	-	-	-	-	2	2	-
Balcony 露台	Lighting Point 燈位		-	-	-	-	-	1	1	1	1	1	1	1	1	1	1
Air-Conditioner Platform 空調機平台	Weather-proof Isolator for Air-Conditioner Outdoor Unit 室外空調機防水隔離開關掣		-	-	-	-	-	3	2	1	2	1	1	1	-	-	1
Roof 天台	Lighting Point 燈位		-	-	-	-	-	-	-	-	-	-	-	-	-	-	-
	Weather-Proof Socket Outlet 防水電插座		-	-	-	-	-	-	-	-	-	-	-	-	-	-	-
	Weather-proof Isolator for Air-Conditioner Outdoor Unit 室外空調機防水隔離開關掣		-	-	-	-	-	-	-	-	-	-	-	-	-	-	-
Utility Platform 工作平台	Lighting Point 燈位		-	-	-	-	-	1	1	-	1	-	-	-	-	-	-
Maintenance Void 維修空間	Weather-proof Isolator for Filtration Equipment 過濾設備防水隔離開關掣		-	-	-	-	-	-	-	-	-	-	-	-	-	-	-
	Fused Spur Unit for Exhaust Fan 接線位連保險絲供抽氣扇		-	-	-	-	-	-	-	-	-	-	-	-	-	-	-
	Lighting Switch 燈具開關		-	-	-	-	-	-	-	-	-	-	-	-	-	-	-
	Lighting Point 燈位		-	-	-	-	-	-	-	-	-	-	-	-	-	-	-

Notes:
1. The symbol " - " as shown in the above table denotes " Not Provided " or " Not Applicable ".
2. The symbol ">" as shown in the above table denotes the provisions are installed in the dining room.
3. 4/F, 13/F and 14/F are omitted.

註：
1. 上述符號 " - " 表示不提供或不適用。
2. 上述符號 " > " 表示裝置安裝於飯廳。
3. 不設4樓、13樓及14樓。

Schedule of Mechanical & Electrical Provisions 機電裝置數量說明表

Tower 5 第5座

Location 位置	Provision 裝置		2/F-3/F and 5/F-12/F 2樓至3樓及5樓至12樓										15/F 15樓				
	Exposed Type 外露型	Non-Exposed Type 非外露型	A	B	C	D	E	F	G	H	J	K	A	B	C	D	E
Private Garden 私人花園	Lighting Point 燈位		-	-	-	-	-	-	-	-	-	-	-	-	-	-	-
	Weather-Proof Socket Outlet 防水電插座		-	-	-	-	-	-	-	-	-	-	-	-	-	-	-
	Weather-proof Isolator for Air-Conditioner Outdoor Unit 室外空調機防水隔離開關掣		-	-	-	-	-	-	-	-	-	-	-	-	-	-	-
Flat Roof 平台	Lighting Point 燈位		-	-	-	-	-	-	-	-	-	-	-	-	-	-	-
	Weather-proof Isolator for Air-Conditioner Outdoor Unit 室外空調機防水隔離開關掣		-	-	-	-	-	-	-	-	-	-	-	-	-	-	-
Balcony 露台	Lighting Point 燈位		1	1	1	1	1	1	1	1	1	1	1	1	1	1	1
Air-Conditioner Platform 空調機平台	Weather-proof Isolator for Air-Conditioner Outdoor Unit 室外空調機防水隔離開關掣		3	2	1	2	1	1	1	2	2	1	-	-	-	-	-
Roof 天台	Lighting Point 燈位		-	-	-	-	-	-	-	-	-	-	19	15	19	18	14
	Weather-Proof Socket Outlet 防水電插座		-	-	-	-	-	-	-	-	-	-	1	1	1	1	1
	Weather-proof Isolator for Air-Conditioner Outdoor Unit 室外空調機防水隔離開關掣		-	-	-	-	-	-	-	-	-	-	2	3	3	4	4
Utility Platform 工作平台	Lighting Point 燈位		1	1	-	1	-	-	-	-	-	-	1	-	1	1	1
Maintenance Void 維修空間	Weather-proof Isolator for Filtration Equipment 過濾設備防水隔離開關掣		-	-	-	-	-	-	-	-	-	-	-	-	-	1	-
	Fused Spur Unit for Exhaust Fan 接線位連保險絲供抽氣扇		-	-	-	-	-	-	-	-	-	-	-	-	-	1	-
	Lighting Switch 燈具開關		-	-	-	-	-	-	-	-	-	-	-	-	-	1	-
	Lighting Point 燈位		-	-	-	-	-	-	-	-	-	-	-	-	-	2	-

Notes:
1. The symbol " - " as shown in the above table denotes " Not Provided " or " Not Applicable ".
2. The symbol ">" as shown in the above table denotes the provisions are installed in the dining room.
3. 4/F, 13/F and 14/F are omitted.

註：
1. 上述符號 " - " 表示不提供或不適用。
2. 上述符號 " > " 表示裝置安裝於飯廳。
3. 不設4樓、13樓及14樓。

Schedule of Mechanical & Electrical Provisions 機電裝置數量說明表

Block H17-H18, H19-H20 & H21 第H17-H18座，H19-H20座及H21座

Location 位置	Provision 裝置		1/F 1樓										2/F-3/F 2樓至3樓					
	Exposed Type 外露型	Non-Exposed Type 非外露型	H17-A	H17-B	H18-A	H18-B	H19-A	H19-B	H20-A	H20-B	H21-A	H21-B	H17-A	H17-B	H18-A	H18-B	H19-A	H19-B
Main Entrance 大門入口	Door Bell Push Button 門鈴按鈕		1	1	1	1	1	1	1	1	1	1	1	1	1	1	1	1
Living Room And Dining Room 客廳及飯廳	TV / FM Connection Point 電視 / 收音機天線接駁點		2	2	2	2	2	2	2	2	2	2	2	2	2	2	2	2
	Telephone Connection Point 電話接駁點		2	2	2	2	2	2	2	2	2	2	2	2	2	2	2	2
	Lighting Switch 燈具開關		6	3	6	3	6	3	6	3	8	3	6	3	6	3	6	3
	Lighting Point 燈位		2	1	2	1	2	1	2	1	3	1	2	1	2	1	2	1
	Equipment Switch 設備開關		2	1	2	1	2	1	2	1	3	1	2	1	2	1	2	1
	13A Single Socket Outlet 13A 單位電插座		1	-	1	-	1	-	1	-	1	-	1	-	1	-	1	-
	13A Twin Socket Outlet 13A 雙位電插座		3	3	3	3	3	3	3	3	3	3	3	3	3	3	3	3
	Spare Connection Point 備用接駁點		1	1	1	1	1	1	1	1	1	1	1	1	1	1	1	1
	Switch for Indoor A/C Unit 室內冷氣機開關掣		2	1	2	1	2	1	2	1	2	1	2	1	2	1	2	1
Kitchen / Open Kitchen 廚房 / 開放式廚房		Door Bell 門鈴	1	1	1	1	1	1	1	1	1	1	1	1	1	1	1	1
		Fused Spur Unit for Door Bell 接線位連保險絲供門鈴	1	1	1	1	1	1	1	1	1	1	1	1	1	1	1	1
	Lighting Point 燈位		-	-	-	-	-	-	-	-	3	-	-	-	-	-	-	-
		13A Single Socket Outlet (Connected to Kitchen Appliance) 13A 單位電插座 (已接駁廚房設備)	3	3	3	3	3	3	3	3	3	3	3	3	3	3	3	3
	13A Twin Socket Outlet 13A 雙位電插座		1	1	1	1	1	1	1	1	1	1	1	1	1	1	1	1
		Isolator for Electric Water Heater 電熱水爐隔離開關掣	1	1	1	1	1	1	1	1	1	1	1	1	1	1	1	1
		Fused Spur Unit for Exhaust Fan 接線位連保險絲供抽氣扇	-	-	-	-	-	-	-	-	1	-	-	-	-	-	-	-

Notes:
1. The symbol " - " as shown in the above table denotes " Not Provided " or " Not Applicable ".
2. 4/F is omitted.

註：
1. 上述符號 " - " 表示不提供或不適用。
2. 不設4樓。

Schedule of Mechanical & Electrical Provisions 機電裝置數量說明表

Block H17-H18, H19-H20 & H21 第H17-H18座，H19-H20座及H21座

Location 位置	Provision 裝置		2/F-3/F 2樓至3樓				5/F 5樓									
	Exposed Type 外露型	Non-Exposed Type 非外露型	H20-A	H20-B	H21-A	H21-B	H17-A	H17-B	H18-A	H18-B	H19-A	H19-B	H20-A	H20-B	H21-A	H21-B
Main Entrance 大門入口	Door Bell Push Button 門鈴按鈕		1	1	1	1	1	1	1	1	1	1	1	1	1	1
Living Room And Dining Room 客廳及飯廳	TV / FM Connection Point 電視 / 收音機天線接駁點		2	2	2	2	2	2	2	2	2	2	2	2	2	2
	Telephone Connection Point 電話接駁點		2	2	2	2	2	2	2	2	2	2	2	2	2	2
	Lighting Switch 燈具開關		6	3	8	3	6	3	6	3	6	3	6	3	8	3
	Lighting Point 燈位		2	1	3	1	2	1	2	1	2	1	2	1	3	1
	Equipment Switch 設備開關		2	1	3	1	2	1	2	1	2	1	2	1	3	1
	13A Single Socket Outlet 13A 單位電插座		1	-	1	-	1	-	1	-	1	-	1	-	1	-
	13A Twin Socket Outlet 13A 雙位電插座		3	3	3	3	3	3	3	3	3	3	3	3	3	3
	Spare Connection Point 備用接駁點		1	1	1	1	1	1	1	1	1	1	1	1	1	1
	Switch for Indoor A/C Unit 室內冷氣機開關掣		2	1	2	1	2	1	2	1	2	1	2	1	2	1
Kitchen / Open Kitchen 廚房 / 開放式廚房		Door Bell 門鈴	1	1	1	1	1	1	1	1	1	1	1	1	1	1
		Fused Spur Unit for Door Bell 接線位連保險絲供門鈴	1	1	1	1	1	1	1	1	1	1	1	1	1	1
	Lighting Point 燈位		-	-	3	-	-	-	-	-	-	-	-	-	3	-
		13A Single Socket Outlet (Connected to Kitchen Appliance) 13A 單位電插座 (已接駁廚房設備)	3	3	3	3	3	3	3	3	3	3	3	3	3	3
	13A Twin Socket Outlet 13A 雙位電插座		1	1	1	1	1	1	1	1	1	1	1	1	1	1
		Isolator for Electric Water Heater 電熱水爐隔離開關掣	1	1	1	1	1	1	1	1	1	1	1	1	1	1
		Fused Spur Unit for Exhaust Fan 接線位連保險絲供抽氣扇	-	-	1	-	-	-	-	-	-	-	-	-	1	-

Notes:
1. The symbol " - " as shown in the above table denotes " Not Provided " or " Not Applicable ".
2. 4/F is omitted.

註：
1. 上述符號 " - " 表示不提供或不適用。
2. 不設4樓。

Schedule of Mechanical & Electrical Provisions 機電裝置數量說明表

Block H17-H18, H19-H20 & H21 第H17-H18座，H19-H20座及H21座

Location 位置	Provision 裝置		1/F 1樓										2/F-3/F 2樓至3樓					
	Exposed Type 外露型	Non-Exposed Type 非外露型	H17-A	H17-B	H18-A	H18-B	H19-A	H19-B	H20-A	H20-B	H21-A	H21-B	H17-A	H17-B	H18-A	H18-B	H19-A	H19-B
Kitchen / Open Kitchen 廚房 / 開放式廚房		Fused Spur Unit for Kitchen Cabinet Luminaire 接線位連保險絲供廚櫃燈	1	1	1	1	1	1	1	1	1	1	1	1	1	1	1	1
		Power Connection Unit for Steam Oven 接線座供蒸焗爐	1	1	1	1	1	1	1	1	1	1	1	1	1	1	1	1
		Power Connection Unit for Induction Hob 接線座供電磁爐	1	1	1	1	1	1	1	1	1	1	1	1	1	1	1	1
		Equipment Switch 設備開關	2	2	2	2	2	2	2	2	2	2	2	2	2	2	2	2
		Distribution Board 配電箱	1	1	1	1	1	1	1	1	1	1	1	1	1	1	1	1
		Washing Machine / Washer Dryer Connection Point (Water Point) 洗衣機 / 洗衣乾衣機接駁點(來水位)	1	1	1	1	1	1	1	1	1	1	1	1	1	1	1	1
		Washing Machine / Washer Dryer Connection Point (Drain Point) 洗衣機 / 洗衣乾衣機接駁點(去水位)	1	1	1	1	1	1	1	1	1	1	1	1	1	1	1	1
Bathroom / Bathroom 1 浴室 / 浴室 1	Lighting Point 燈位		3	3	3	3	3	3	3	3	3	3	3	3	3	3	3	3
		Fused Spur Unit for Mirror Cabinet Luminaire 接線位連保險絲供鏡櫃燈	1	1	1	1	1	1	1	1	1	1	1	1	1	1	1	1
		Connection Point for Mirror Cabinet Luminaire 接線位供鏡櫃燈	1	1	1	1	1	1	1	1	1	1	1	1	1	1	1	1
		13A Single Socket Outlet 13A 單位電插座	1	1	1	1	1	1	1	1	1	1	1	1	1	1	1	1
		Power Connection Unit for Thermo Ventilator 接線座供浴室寶	1	1	1	1	1	1	1	1	1	1	1	1	1	1	1	1
		Electric Water Heater Remote Control 電熱水爐溫度控制器	1	1	1	1	1	1	1	1	1	1	1	1	1	1	1	1

Notes:
1. The symbol " - " as shown in the above table denotes " Not Provided " or " Not Applicable ".
2. 4/F is omitted.

註：
1. 上述符號 " - " 表示不提供或不適用。
2. 不設4樓。

FITTINGS, FINISHES AND APPLIANCES
裝置、裝修物料及設備

Schedule of Mechanical & Electrical Provisions 機電裝置數量說明表

Block H17-H18, H19-H20 & H21 第H17-H18座，H19-H20座及H21座

Location 位置	Provision 裝置		2/F-3/F 2樓至3樓				5/F 5樓									
	Exposed Type 外露型	Non-Exposed Type 非外露型	H20-A	H20-B	H21-A	H21-B	H17-A	H17-B	H18-A	H18-B	H19-A	H19-B	H20-A	H20-B	H21-A	H21-B
Kitchen / Open Kitchen 廚房 / 開放式廚房		Fused Spur Unit for Kitchen Cabinet Luminaire 接線位連保險絲供廚櫃燈	1	1	1	1	1	1	1	1	1	1	1	1	1	1
		Power Connection Unit for Steam Oven 接線座供蒸焗爐	1	1	1	1	1	1	1	1	1	1	1	1	1	1
		Power Connection Unit for Induction Hob 接線座供電磁爐	1	1	1	1	1	1	1	1	1	1	1	1	1	1
		Equipment Switch 設備開關	2	2	2	2	2	2	2	2	2	2	2	2	2	2
		Distribution Board 配電箱	1	1	1	1	1	1	1	1	1	1	1	1	1	1
		Washing Machine / Washer Dryer Connection Point (Water Point) 洗衣機 / 洗衣乾衣機接駁點(來水位)	1	1	1	1	1	1	1	1	1	1	1	1	1	1
		Washing Machine / Washer Dryer Connection Point (Drain Point) 洗衣機 / 洗衣乾衣機接駁點(去水位)	1	1	1	1	1	1	1	1	1	1	1	1	1	1
Bathroom / Bathroom 1 浴室 / 浴室 1	Lighting Point 燈位		3	3	3	3	3	3	3	3	3	3	3	3	3	3
		Fused Spur Unit for Mirror Cabinet Luminaire 接線位連保險絲供鏡櫃燈	1	1	1	1	1	1	1	1	1	1	1	1	1	1
		Connection Point for Mirror Cabinet Luminaire 接線位供鏡櫃燈	1	1	1	1	1	1	1	1	1	1	1	1	1	1
		13A Single Socket Outlet 13A 單位電插座	1	1	1	1	1	1	1	1	1	1	1	1	1	1
		Power Connection Unit for Thermo Ventilator 接線座供浴室寶	1	1	1	1	1	1	1	1	1	1	1	1	1	1
		Electric Water Heater Remote Control 電熱水爐溫度控制器	1	1	1	1	1	1	1	1	1	1	1	1	1	1

Notes:
1. The symbol " - " as shown in the above table denotes " Not Provided " or " Not Applicable ".
2. 4/F is omitted.

註：
1. 上述符號 " - " 表示不提供或不適用。
2. 不設4樓。

Schedule of Mechanical & Electrical Provisions 機電裝置數量說明表

Block H17-H18, H19-H20 & H21 第H17-H18座，H19-H20座及H21座

Location 位置	Provision 裝置		1/F 1樓										2/F-3/F 2樓至3樓					
	Exposed Type 外露型	Non-Exposed Type 非外露型	H17-A	H17-B	H18-A	H18-B	H19-A	H19-B	H20-A	H20-B	H21-A	H21-B	H17-A	H17-B	H18-A	H18-B	H19-A	H19-B
Bedroom / Bedroom 1 睡房 / 睡房 1	TV / FM Connection Point 電視 / 收音機天線接駁點		1	1	1	1	1	1	1	1	1	1	1	1	1	1	1	1
	Telephone Connection Point 電話接駁點		1	1	1	1	1	1	1	1	1	1	1	1	1	1	1	1
	Lighting Switch 燈具開關		1	3	1	3	1	3	1	3	1	3	1	3	1	3	1	3
	Lighting Point 燈位		1	1	1	1	1	1	1	1	1	1	1	1	1	1	1	1
	Equipment Switch 設備開關		-	1	-	1	-	1	-	1	-	1	-	1	-	1	-	1
	13A Single Socket Outlet 13A 單位電插座		2	2	2	2	2	2	2	2	2	2	2	2	2	2	2	2
	Spare Connection Point 備用接駁點		1	1	1	1	1	1	1	1	1	1	1	1	1	1	1	1
	Switch for Indoor A/C Unit 室內冷氣機開關掣		1	1	1	1	1	1	1	1	1	1	1	1	1	1	1	1
Bedroom 2 睡房 2	TV / FM Connection Point 電視 / 收音機天線接駁點		1	-	1	-	1	-	1	-	1	-	1	-	1	-	1	-
	Telephone Connection Point 電話接駁點		1	-	1	-	1	-	1	-	1	-	1	-	1	-	1	-
	Lighting Switch 燈具開關		1	-	1	-	1	-	1	-	1	-	1	-	1	-	1	-
	Lighting Point 燈位		1	-	1	-	1	-	1	-	1	-	1	-	1	-	1	-
	13A Single Socket Outlet 13A 單位電插座		2	-	2	-	2	-	2	-	2	-	2	-	2	-	2	-
	Spare Connection Point 備用接駁點		1	-	1	-	1	-	1	-	1	-	1	-	1	-	1	-
	Switch for Indoor A/C Unit 室內冷氣機開關掣		1	-	1	-	1	-	1	-	1	-	1	-	1	-	1	-

Notes:
1. The symbol " - " as shown in the above table denotes " Not Provided " or " Not Applicable ".
2. 4/F is omitted.

註：
1. 上述符號 " - " 表示不提供或不適用。
2. 不設4樓。

Schedule of Mechanical & Electrical Provisions 機電裝置數量說明表

Block H17-H18, H19-H20 & H21 第H17-H18座，H19-H20座及H21座

Location 位置	Provision 裝置		2/F-3/F 2樓至3樓				5/F 5樓									
	Exposed Type 外露型	Non-Exposed Type 非外露型	H20-A	H20-B	H21-A	H21-B	H17-A	H17-B	H18-A	H18-B	H19-A	H19-B	H20-A	H20-B	H21-A	H21-B
Bedroom / Bedroom 1 睡房 / 睡房 1	TV / FM Connection Point 電視 / 收音機天線接駁點		1	1	1	1	1	1	1	1	1	1	1	1	1	1
	Telephone Connection Point 電話接駁點		1	1	1	1	1	1	1	1	1	1	1	1	1	1
	Lighting Switch 燈具開關		1	3	1	3	1	3	1	3	1	3	1	3	1	3
	Lighting Point 燈位		1	1	1	1	1	1	1	1	1	1	1	1	1	1
	Equipment Switch 設備開關		-	1	-	1	-	1	-	1	-	1	-	1	-	1
	13A Single Socket Outlet 13A 單位電插座		2	2	2	2	2	2	2	2	2	2	2	2	2	2
	Spare Connection Point 備用接駁點		1	1	1	1	1	1	1	1	1	1	1	1	1	1
	Switch for Indoor A/C Unit 室內冷氣機開關掣		1	1	1	1	1	1	1	1	1	1	1	1	1	1
Bedroom 2 睡房 2	TV / FM Connection Point 電視 / 收音機天線接駁點		1	-	1	-	1	-	1	-	1	-	1	-	1	-
	Telephone Connection Point 電話接駁點		1	-	1	-	1	-	1	-	1	-	1	-	1	-
	Lighting Switch 燈具開關		1	-	1	-	1	-	1	-	1	-	1	-	1	-
	Lighting Point 燈位		1	-	1	-	1	-	1	-	1	-	1	-	1	-
	13A Single Socket Outlet 13A 單位電插座		2	-	2	-	2	-	2	-	2	-	2	-	2	-
	Spare Connection Point 備用接駁點		1	-	1	-	1	-	1	-	1	-	1	-	1	-
	Switch for Indoor A/C Unit 室內冷氣機開關掣		1	-	1	-	1	-	1	-	1	-	1	-	1	-

Notes:
1. The symbol " - " as shown in the above table denotes " Not Provided " or " Not Applicable ".
2. 4/F is omitted.

註：
1. 上述符號 " - " 表示不提供或不適用。
2. 不設4樓。

Schedule of Mechanical & Electrical Provisions 機電裝置數量說明表

Block H17-H18, H19-H20 & H21 第H17-H18座，H19-H20座及H21座

Location 位置	Provision 裝置		1/F 1樓										2/F-3/F 2樓至3樓					
	Exposed Type 外露型	Non-Exposed Type 非外露型	H17-A	H17-B	H18-A	H18-B	H19-A	H19-B	H20-A	H20-B	H21-A	H21-B	H17-A	H17-B	H18-A	H18-B	H19-A	H19-B
Flat Roof 平台	Lighting Point 燈位		5	-	5	-	5	-	5	-	5	-	-	-	-	-	-	-
	Weather-proof Socket Outlet 防水電插座		1	-	1	-	1	-	1	-	1	-	-	-	-	-	-	-
	Weather-proof Isolator for Air-Conditioner Outdoor Unit 室外空調機防水隔離開關掣		-	-	2	-	2	-	2	-	-	-	-	-	-	-	-	-
Balcony 露台	Lighting Point 燈位		-	1	-	1	-	1	-	1	-	1	-	1	1	1	1	1
Air-Conditioner Platform 空調機平台	Weather-proof Isolator for Air-Conditioner Outdoor Unit 室外空調機防水隔離開關掣		2	1	-	1	-	1	-	1	2	1	2	1	2	1	2	1
Roof 天台	Lighting Point 燈位		-	-	-	-	-	-	-	-	-	-	-	-	-	-	-	-
	Weather-proof Socket Outlet 防水電插座		-	-	-	-	-	-	-	-	-	-	-	-	-	-	-	-
	Weather-proof Lighting Switch 防水燈具開關		-	-	-	-	-	-	-	-	-	-	-	-	-	-	-	-

Notes:
1. The symbol " - " as shown in the above table denotes " Not Provided " or " Not Applicable ".
2. 4/F is omitted.

註：
1. 上述符號 " - " 表示不提供或不適用。
2. 不設4樓。

Schedule of Mechanical & Electrical Provisions 機電裝置數量說明表

Block H17-H18, H19-H20 & H21 第H17-H18座，H19-H20座及H21座

Location 位置	Provision 裝置		2/F-3/F 2樓至3樓				5/F 5樓									
	Exposed Type 外露型	Non-Exposed Type 非外露型	H20-A	H20-B	H21-A	H21-B	H17-A	H17-B	H18-A	H18-B	H19-A	H19-B	H20-A	H20-B	H21-A	H21-B
Flat Roof 平台	Lighting Point 燈位		-	-	-	-	-	-	-	-	-	-	-	-	-	-
	Weather-proof Socket Outlet 防水電插座		-	-	-	-	-	-	-	-	-	-	-	-	-	-
	Weather-proof Isolator for Air-Conditioner Outdoor Unit 室外空調機防水隔離開關掣		-	-	-	-	-	-	-	-	-	-	-	-	-	-
Balcony 露台	Lighting Point 燈位		1	1	1	1	1	1	1	1	1	1	1	1	1	1
Air-Conditioner Platform 空調機平台	Weather-proof Isolator for Air-Conditioner Outdoor Unit 室外空調機防水隔離開關掣		2	1	2	1	2	1	2	1	2	1	2	1	2	1
Roof 天台	Lighting Point 燈位		-	-	-	-	5	2	5	2	5	2	5	2	5	2
	Weather-proof Socket Outlet 防水電插座		-	-	-	-	1	1	1	1	1	1	1	1	1	1
	Weather-proof Lighting Switch 防水燈具開關		-	-	-	-	1	1	1	1	1	1	1	1	1	1

Notes:
1. The symbol " - " as shown in the above table denotes " Not Provided " or " Not Applicable ".
2. 4/F is omitted.

註：
1. 上述符號 " - " 表示不提供或不適用。
2. 不設4樓。

Schedule of Mechanical & Electrical Provisions 機電裝置數量說明表

House 1-3, 5-12, 15 & 16 獨立屋1至3號，5至12號，15及16號

Location 位置	Provision 裝置		House Number 獨立屋編號											
	Exposed Type 外露型	Non-Exposed Type 非外露型	House 1 獨立屋 1號	House 2 獨立屋 2號	House 3 獨立屋 3號	House 5 獨立屋 5號	House 6 獨立屋 6號	House 7 獨立屋 7號	House 8 獨立屋 8號	House 9 獨立屋 9號	House 10 獨立屋 10號	House 11 獨立屋 11號	House 12 獨立屋 12號	House 15 獨立屋 15號	House 16 獨立屋 16號
Basement Lift Lobby 地庫升降機大堂	Lighting Point 燈位		2	2	2	2	2	2	2	2	2	2	2	2	2
	Visitor Panel 訪客對講機		1	1	1	1	1	1	1	1	1	1	1	1	1
	Main Gate Door Release Button 正門閘開門按鈕		1	1	1	1	1	1	1	1	1	1	1	1	1
	13A Single Socket Outlet 13A 單位電插座		1	1	1	1	1	1	1	1	1	1	1	1	1
	Lighting Switch 燈具開關		1	1	1	1	1	1	1	1	1	1	1	1	1
	Switch for Indoor A/C Unit 室內冷氣機開關掣		1	1	1	1	1	1	1	1	1	1	1	1	1
M/E Floor 機房	Lighting Point 燈位		6	5	10	12	13	7	7	7	7	7	7	9	7
	Lighting Switch 燈具開關		3	3	3	3	3	3	3	3	3	3	3	3	3
	Weather-proof Socket Outlet 防水電插座		1	1	1	1	1	1	1	1	1	1	1	1	1
	Fused Spur Unit for Exhaust Fan 接線位連保險絲供抽氣扇		2	2	2	2	2	2	2	2	2	2	2	2	2
	Weather-proof Isolator for F.S. Water Pump 消防泵防水隔離開關掣		1	1	1	1	1	1	1	1	1	1	1	1	1
	Weather-proof Isolator for Flushing Water Pump 沖廁水泵防水隔離開關掣		1	1	1	1	1	1	1	1	1	1	1	1	1
	Weather-proof Isolator for Potable Water Pump 食水泵防水隔離開關掣		1	1	1	1	1	1	1	1	1	1	1	1	1
	Weather-proof Isolator for Plumbing Equipment 水喉設備防水隔離開關掣		1	1	1	1	1	1	1	1	1	1	1	1	1
	Distribution Board 配電箱		2	2	2	2	2	2	2	2	2	2	2	2	2
G/F Filtration Pit 過濾機井	Weather-proof Isolator for Filtration Equipment 過濾設備防水隔離開關掣		1	1	1	1	1	1	1	1	1	1	1	1	1

Note:
1. The symbol " - " as shown in the above table denotes " Not Provided " or " Not Applicable ".
2. House 4, House 13 and House 14 are omitted.

註：
1. 上述符號 " - " 表示不提供或不適用。
2. 不設獨立屋4號，13號及14號。

Schedule of Mechanical & Electrical Provisions 機電裝置數量說明表

House 1-3, 5-12, 15 & 16 獨立屋1至3號，5至12號，15及16號

Location 位置	Provision 裝置		House Number 獨立屋編號											
	Exposed Type 外露型	Non-Exposed Type 非外露型	House 1 獨立屋 1號	House 2 獨立屋 2號	House 3 獨立屋 3號	House 5 獨立屋 5號	House 6 獨立屋 6號	House 7 獨立屋 7號	House 8 獨立屋 8號	House 9 獨立屋 9號	House 10 獨立屋 10號	House 11 獨立屋 11號	House 12 獨立屋 12號	House 15 獨立屋 15號	House 16 獨立屋 16號
G/F Main Gate Entrance 地下正門閘入口	Visitor Panel 訪客對講機		1	1	1	1	1	1	1	1	1	1	1	1	1
	Main Gate Door Release Button 正門閘開門按鈕		1	1	1	1	1	1	1	1	1	1	1	1	1
	Lighting Switch 燈具開關		1	1	1	1	1	1	1	1	1	1	1	1	1
G/F Rear Gate Entrance 地下後門閘入口	Door Bell Push Button 門鈴按鈕		1	1	1	1	1	1	1	1	1	1	1	1	1
Private Garden 私人花園	Lighting Point 燈位		31	35	39	37	36	30	30	30	28	26	26	27	27
	Weather-proof Socket Outlet 防水電插座		2	2	2	2	2	2	2	2	2	2	2	2	2
G/F Main Entrance 地下大門入口	Door Bell Push Button 門鈴按鈕		1	1	1	1	1	1	1	1	1	1	1	1	1
G/F Foyer 地下玄關	Lighting Point 燈位		1	1	1	1	1	1	1	1	1	1	1	1	1
Utility Room / Utility Room 1 工作房 / 工作房 1	Lighting Point 燈位		1	1	1	1	1	1	1	1	1	1	1	1	1
	Lighting Switch 燈具開關		2	2	1	1	1	2	2	2	2	1	1	1	1
	Equipment Switch 設備開關		1	1	1	1	1	1	1	1	1	4	4	4	4
	13A Twin Socket Outlet 13A 雙位電插座		2	2	2	2	2	2	2	2	2	2	2	2	2
	Switch for Indoor A/C Unit 室內冷氣機開關掣		1	1	-	-	-	1	1	1	1	-	-	-	-
	Fused Spur Unit for A/C Central Controller 接線位連保險絲供冷氣中央控制器		1	1	-	-	-	1	1	1	1	-	-	-	-
		Fused Spur Unit for Exhaust Fan 接線位連保險絲供抽氣扇	-	-	1	1	1	-	-	-	-	1	1	1	1
	Washing Machine / Washer Dryer Connection Point (Water Point) 洗衣機 / 洗衣乾衣機接駁點(來水位)		1	1	1	1	1	1	1	1	1	1	1	1	1
	Washing Machine / Washer Dryer Connection Point (Drain Point) 洗衣機 / 洗衣乾衣機接駁點(去水位)		1	1	1	1	1	1	1	1	1	1	1	1	1
	13A Single Socket Outlet for System Equipment 13A 單位電插座供系統裝置		2	2	-	-	-	2	2	2	2	-	-	-	-

Note:
1. The symbol " - " as shown in the above table denotes " Not Provided " or " Not Applicable ".
2. House 4, House 13 and House 14 are omitted.

註：
1. 上述符號 " - " 表示不提供或不適用。
2. 不設獨立屋4號，13號及14號。

FITTINGS, FINISHES AND APPLIANCES
裝置、裝修物料及設備

Schedule of Mechanical & Electrical Provisions 機電裝置數量說明表

House 1-3, 5-12, 15 & 16 獨立屋1至3號，5至12號，15及16號

Location 位置	Provision 裝置		House Number 獨立屋編號											
	Exposed Type 外露型	Non-Exposed Type 非外露型	House 1 獨立屋 1號	House 2 獨立屋 2號	House 3 獨立屋 3號	House 5 獨立屋 5號	House 6 獨立屋 6號	House 7 獨立屋 7號	House 8 獨立屋 8號	House 9 獨立屋 9號	House 10 獨立屋 10號	House 11 獨立屋 11號	House 12 獨立屋 12號	House 15 獨立屋 15號	House 16 獨立屋 16號
Utility Room / Utility Room 1 工作房 / 工作房 1	Fused Spur Unit for System Equipment 接線位連保險絲供系統裝置		2	2	-	-	-	2	2	2	2	-	-	-	-
		Fused Spur Unit for Gas Water Heater 接線位連保險絲供煤氣熱水爐	-	-	-	-	-	-	-	-	-	3	3	3	3
	Distribution Board 配電箱		1	1	-	-	-	1	1	1	1	-	-	-	-
Utility Room 2 工作房 2	Lighting Point 燈位		-	-	1	1	1	-	-	-	-	1	1	1	1
	Lighting Switch 燈具開關		-	-	2	2	2	-	-	-	-	2	2	2	2
	Equipment Switch 設備開關		-	-	1	1	1	-	-	-	-	1	1	1	1
	13A Twin Socket Outlet 13A 雙位電插座		-	-	1	1	1	-	-	-	-	1	1	1	1
	Switch for Indoor A/C Unit 室內冷氣機開關掣		-	-	1	1	1	-	-	-	-	1	1	1	1
	Fused Spur Unit for A/C Central Controller 接線位連保險絲供冷氣中央控制器		-	-	1	1	1	-	-	-	-	1	1	1	1
	13A Single Socket Outlet for System Equipment 13A 單位電插座供系統裝置		-	-	2	2	2	-	-	-	-	2	2	2	2
	Fused Spur Unit for System Equipment 接線位連保險絲供系統裝置		-	-	2	2	2	-	-	-	-	2	2	2	2
	Distribution Board 配電箱		-	-	1	1	1	-	-	-	-	1	1	1	1
Lavatory 洗手間	Lighting Point 燈位		1	1	1	1	1	1	1	1	1	1	1	1	1
		Fused Spur Unit for Exhaust Fan 接線位連保險絲供抽氣扇	1	1	1	1	1	1	1	1	1	1	1	1	1
Powder Room 化妝間	Lighting Point 燈位		1	1	1	1	1	1	1	1	1	1	1	1	1
		Fused Spur Unit for Mirror Cabinet Luminaire 接線位連保險絲供鏡櫃燈	1	1	1	1	1	1	1	1	1	1	1	1	1
		Connection Point for Mirror Cabinet Luminaire 接線位供鏡櫃燈	1	1	1	1	1	1	1	1	1	1	1	1	1
		Fused Spur Unit for Luminaire 接線位連保險絲供燈帶	1	1	1	1	1	1	1	1	1	1	1	1	1
		Fused Spur Unit for Exhaust Fan 接線位連保險絲供抽氣扇	1	1	1	1	1	1	1	1	1	1	1	1	1

Note:
1. The symbol " - " as shown in the above table denotes " Not Provided " or " Not Applicable ".
2. House 4, House 13 and House 14 are omitted.

註：
1. 上述符號 " - " 表示不提供或不適用。
2. 不設獨立屋4號，13號及14號。

Schedule of Mechanical & Electrical Provisions 機電裝置數量說明表

House 1-3, 5-12, 15 & 16 獨立屋1至3號，5至12號，15及16號

Location 位置	Provision 裝置		House Number 獨立屋編號												
	Exposed Type 外露型	Non-Exposed Type 非外露型	House 1 獨立屋 1號	House 2 獨立屋 2號	House 3 獨立屋 3號	House 5 獨立屋 5號	House 6 獨立屋 6號	House 7 獨立屋 7號	House 8 獨立屋 8號	House 9 獨立屋 9號	House 10 獨立屋 10號	House 11 獨立屋 11號	House 12 獨立屋 12號	House 15 獨立屋 15號	House 16 獨立屋 16號
Kitchen 廚房	Lighting Point 燈位		14	14	15	15	15	14	14	14	14	15	15	15	15
		Door Bell 門鈴	2	2	2	2	2	2	2	2	2	2	2	2	2
	Lighting Switch 燈具開關		-	-	1	1	1	-	-	-	-	-	-	-	-
		13A Single Socket Outlet (Connected to Kitchen Appliance) 13A 單位電插座 (已接駁廚房設備)	9	9	9	9	9	9	9	9	9	9	9	9	9
	13A Twin Socket Outlet 13A 雙位電插座		1	1	1	1	1	1	1	1	1	1	1	1	1
		Fused Spur Unit for Door Bell 接線位連保險絲供門鈴	2	2	2	2	2	2	2	2	2	2	2	2	2
		Fused Spur Unit for Exhaust Fan 接線位連保險絲供抽氣扇	1	1	1	1	1	1	1	1	1	1	1	1	1
		Fused Spur Unit for Gas Water Heater 接線位連保險絲供煤氣熱水爐	3	3	3	3	3	3	3	3	3	-	-	-	-
		Fused Spur Unit for Kitchen Cabinet Luminaire 接線位連保險絲供廚櫃燈	1	1	1	1	1	1	1	1	1	1	1	1	1
		Fused Spur Unit for Luminaire 接線位連保險絲供燈帶	4	4	4	4	4	4	4	4	4	4	4	4	4
		Power Connection Unit for Microwave Oven 接線座供微波焗爐	1	1	1	1	1	1	1	1	1	1	1	1	1
		Power Connection Unit for Induction Hob 接線座供電磁爐	1	1	1	1	1	1	1	1	1	1	1	1	1
	Equipment Switch 設備開關		6	6	6	6	6	6	6	6	6	3	3	3	3
	Gas Water Heater Remote Control 煤氣熱水爐溫度控制器		1	1	1	1	1	1	1	1	1	1	1	1	1

Note:
1. The symbol " - " as shown in the above table denotes " Not Provided " or " Not Applicable ".
2. House 4, House 13 and House 14 are omitted.

註：
1. 上述符號 " - " 表示不提供或不適用。
2. 不設獨立屋4號，13號及14號。

Schedule of Mechanical & Electrical Provisions 機電裝置數量說明表

House 1-3, 5-12, 15 & 16 獨立屋1至3號，5至12號，15及16號

Location 位置	Provision 裝置		House Number 獨立屋編號												
	Exposed Type 外露型	Non-Exposed Type 非外露型	House 1 獨立屋 1號	House 2 獨立屋 2號	House 3 獨立屋 3號	House 5 獨立屋 5號	House 6 獨立屋 6號	House 7 獨立屋 7號	House 8 獨立屋 8號	House 9 獨立屋 9號	House 10 獨立屋 10號	House 11 獨立屋 11號	House 12 獨立屋 12號	House 15 獨立屋 15號	House 16 獨立屋 16號
Living Room And Dining Room 客廳及飯廳	Lighting Point 燈位		4	4	3	3	3	4	4	4	4	3	3	3	3
	TV / FM Connection Point 電視 / 收音機天線接駁點		3	3	3	3	3	3	3	3	3	3	3	3	3
	Telephone Connection Point 電話接駁點		3	3	3	3	3	3	3	3	3	3	3	3	3
	Lighting Switch 燈具開關		15	15	16	16	16	15	15	15	15	16	16	16	16
	Equipment Switch 設備開關		2	2	2	2	2	2	2	2	2	2	2	2	2
	13A Single Socket Outlet 13A 單位電插座		-	-	1	1	1	-	-	-	-	-	-	-	-
	13A Twin Socket Outlet 13A 雙位電插座		4	4	3	3	3	4	4	4	4	4	4	4	4
	Video Doorphone 視像對講機		1	1	1	1	1	1	1	1	1	1	1	1	1
	Glassbreak Detector 破玻璃警報器		2	2	2	2	2	2	2	2	2	2	2	2	2
	Spare Connection Point 備用接駁點		1	1	1	1	1	1	1	1	1	1	1	1	1
		Fused Spur Unit for Indoor A/C Unit 接線位連保險絲供室內冷氣機	3	3	4	4	4	3	3	3	3	3	3	3	3
1/F Lobby 1樓大堂	Lighting Point 燈位		1	1	-	-	-	1	1	1	1	1	1	1	1
	Lighting Switch 燈具開關		3	3	-	-	-	3	3	3	3	3	3	3	3
	13A Single Socket Outlet 13A 單位電插座		1	1	-	-	-	1	1	1	1	1	1	1	1
		Isolator for Lift Equipment 升降機設備隔離開關掣	-	-	-	-	-	-	-	-	-	2	2	2	2

Note:
1. The symbol " - " as shown in the above table denotes " Not Provided " or " Not Applicable ".
2. House 4, House 13 and House 14 are omitted.

註：
1. 上述符號 " - " 表示不提供或不適用。
2. 不設獨立屋4號，13號及14號。

Schedule of Mechanical & Electrical Provisions 機電裝置數量說明表

House 1-3, 5-12, 15 & 16 獨立屋1至3號，5至12號，15及16號

Location 位置	Provision 裝置		House Number 獨立屋編號												
	Exposed Type 外露型	Non-Exposed Type 非外露型	House 1 獨立屋 1號	House 2 獨立屋 2號	House 3 獨立屋 3號	House 5 獨立屋 5號	House 6 獨立屋 6號	House 7 獨立屋 7號	House 8 獨立屋 8號	House 9 獨立屋 9號	House 10 獨立屋 10號	House 11 獨立屋 11號	House 12 獨立屋 12號	House 15 獨立屋 15號	House 16 獨立屋 16號
2/F Lobby 2樓大堂	Lighting Point 燈位		1	1	1	1	1	1	1	1	1	-	-	-	-
	Lighting Switch 燈具開關		4	4	1	1	1	4	4	4	4	-	-	-	-
	13A Single Socket Outlet 13A 單位電插座		1	1	1	1	1	1	1	1	1	-	-	-	-
	Glassbreak Detector 破玻璃警報器		1	1	-	-	-	1	1	1	1	-	-	-	-
		Isolator for Lift Equipment 電梯設備隔離開關掣	2	2	2	2	2	2	2	2	2	-	-	-	-
Master Bathroom 主人浴室	Lighting Point 燈位		6	6	7	7	7	6	6	6	6	6	6	6	6
		Fused Spur Unit for Mirror Cabinet Luminaire 接線位連保險絲供鏡櫃燈	1	1	1	1	1	1	1	1	1	1	1	1	1
		Connection Point for Mirror Cabinet Luminaire 接線位供鏡櫃燈	3	3	3	3	3	3	3	3	3	3	3	3	3
		Fused Spur Unit for Luminaire 接線位連保險絲供燈帶	2	2	4	4	4	2	2	2	2	2	2	2	2
		13A Single Socket Outlet 13A 單位電插座	2	2	2	2	2	2	2	2	2	2	2	2	2
		Fused Spur Unit for Exhaust Fan 接線位連保險絲供抽氣扇	1	1	1	1	1	1	1	1	1	1	1	1	1
		Gas Water Heater Remote Control 煤氣熱水爐溫度控制器	1	1	1	1	1	1	1	1	1	1	1	1	1
		Power Connection for Thermo Ventilator 接線座供浴室寶	1	1	1	1	1	1	1	1	1	1	1	1	1

Note:
1. The symbol " - " as shown in the above table denotes " Not Provided " or " Not Applicable ".
2. House 4, House 13 and House 14 are omitted.

註：
1. 上述符號 " - " 表示不提供或不適用。
2. 不設獨立屋4號，13號及14號。

Schedule of Mechanical & Electrical Provisions 機電裝置數量說明表

House 1-3, 5-12, 15 & 16 獨立屋1至3號，5至12號，15及16號

Location 位置	Provision 裝置		House Number 獨立屋編號												
	Exposed Type 外露型	Non-Exposed Type 非外露型	House 1 獨立屋 1號	House 2 獨立屋 2號	House 3 獨立屋 3號	House 5 獨立屋 5號	House 6 獨立屋 6號	House 7 獨立屋 7號	House 8 獨立屋 8號	House 9 獨立屋 9號	House 10 獨立屋 10號	House 11 獨立屋 11號	House 12 獨立屋 12號	House 15 獨立屋 15號	House 16 獨立屋 16號
Bathroom 1 浴室 1	Lighting Point 燈位		4	4	4	4	4	4	4	4	4	5	5	5	5
		Fused Spur Unit for Mirror Cabinet Luminaire 接線位連保險絲供鏡櫃燈	1	1	1	1	1	1	1	1	1	1	1	1	1
		Connection Point for Mirror Cabinet Luminaire 接線位供鏡櫃燈	1	1	1	1	1	1	1	1	1	1	1	1	1
		Fused Spur Unit for Luminaire 接線位連保險絲供燈帶	1	1	1	1	1	1	1	1	1	1	1	1	1
		13A Single Socket Outlet 13A 單位電插座	2	2	2	2	2	2	2	2	2	2	2	2	2
		Fused Spur Unit for Exhaust Fan 接線位連保險絲供抽氣扇	1	1	1	1	1	1	1	1	1	1	1	1	1
		Gas Water Heater Remote Control 煤氣熱水爐溫度控制器	1	1	1	1	1	1	1	1	1	1	1	1	1
		Power Connection Unit for Thermo Ventilator 接線座供浴室寶	1	1	1	1	1	1	1	1	1	1	1	1	1
Bathroom 2 浴室 2	Lighting Point 燈位		4	4	4	4	4	4	4	4	4	4	4	4	4
		Fused Spur Unit for Mirror Cabinet Luminaire 接線位連保險絲供鏡櫃燈	1	1	1	1	1	1	1	1	1	1	1	1	1
		Connection Point for Mirror Cabinet Luminaire 接線位供鏡櫃燈	1	1	1	1	1	1	1	1	1	1	1	1	1
		Fused Spur Unit for Luminaire 接線位連保險絲供燈帶	1	1	1	1	1	1	1	1	1	1	1	1	1
		13A Single Socket Outlet 13A 單位電插座	2	2	2	2	2	2	2	2	2	2	2	2	2
		Fused Spur Unit for Exhaust Fan 接線位連保險絲供抽氣扇	1	1	1	1	1	1	1	1	1	1	1	1	1
		Gas Water Heater Remote Control 煤氣熱水爐溫度控制器	1	1	1	1	1	1	1	1	1	1	1	1	1
		Power Connection Unit for Thermo Ventilator 接線座供浴室寶	1	1	1	1	1	1	1	1	1	1	1	1	1

Note:
1. The symbol " - " as shown in the above table denotes " Not Provided " or " Not Applicable ".
2. House 4, House 13 and House 14 are omitted.

註：
1. 上述符號 " - " 表示不提供或不適用。
2. 不設獨立屋4號，13號及14號。

Schedule of Mechanical & Electrical Provisions 機電裝置數量說明表

House 1-3, 5-12, 15 & 16 獨立屋1至3號，5至12號，15及16號

Location 位置	Provision 裝置		House Number 獨立屋編號											
	Exposed Type 外露型	Non-Exposed Type 非外露型	House 1 獨立屋 1號	House 2 獨立屋 2號	House 3 獨立屋 3號	House 5 獨立屋 5號	House 6 獨立屋 6號	House 7 獨立屋 7號	House 8 獨立屋 8號	House 9 獨立屋 9號	House 10 獨立屋 10號	House 11 獨立屋 11號	House 12 獨立屋 12號	House 15 獨立屋 15號	House 16 獨立屋 16號
Bathroom 3 浴室 3 / Bathroom 3/4 浴室 3/4	Lighting Point 燈位		4	4	4	4	4	4	4	4	4	4	4	4	4
		Fused Spur Unit for Mirror Cabinet Luminaire 接線位連保險絲供鏡櫃燈	1	1	1	1	1	1	1	1	1	1	1	1	1
		Connection Point for Mirror Cabinet Luminaire 接線位供鏡櫃燈	1	1	1	1	1	1	1	1	1	1	1	1	1
		Fused Spur Unit for Luminaire 接線位連保險絲供燈帶	1	1	1	1	1	1	1	1	1	1	1	1	1
		13A Single Socket Outlet 13A 單位電插座	2	2	2	2	2	2	2	2	2	2	2	2	2
		Fused Spur Unit for Exhaust Fan 接線位連保險絲供抽氣扇	1	1	1	1	1	1	1	1	1	1	1	1	1
		Gas Water Heater Remote Control 煤氣熱水爐溫度控制器	1	1	1	1	1	1	1	1	1	1	1	1	1
		Power Connection Unit for Thermo Ventilator 接線座供浴室寶	1	1	1	1	1	1	1	1	1	1	1	1	1
Master Bedroom 主人睡房	Lighting Point 燈位		1	1	3	3	3	1	1	1	1	1	1	1	1
	TV / FM Connection Point 電視 / 收音機天線接駁點		1	1	1	1	1	1	1	1	1	2	2	2	2
	Telephone Connection Point 電話接駁點		2	2	2	2	2	2	2	2	2	2	2	2	2
	Lighting Switch 燈具開關		4	4	5	5	5	4	4	4	4	4	4	4	4
	Equipment Switch 設備開關		2	2	-	-	-	2	2	2	2	2	2	2	2
	Spare Connection Point 備用接駁點		1	1	1	1	1	1	1	1	1	1	1	1	1
		Fused Spur Unit for Indoor A/C Unit 接線位連保險絲供室內冷氣機	2	2	1	1	1	2	2	2	2	1	1	1	1
	13A Single Socket Outlet 13A 單位電插座		1	1	1	1	1	1	1	1	1	1	1	1	1
	13A Twin Socket Outlet 13A 雙位電插座		3	3	3	3	3	3	3	3	3	3	3	3	3
	Glassbreak Detector 破玻璃警報器		1	1	2	2	2	1	1	1	1	1	1	1	1

Note:
1. The symbol " - " as shown in the above table denotes " Not Provided " or " Not Applicable ".
2. House 4, House 13 and House 14 are omitted.

註：
1. 上述符號 " - " 表示不提供或不適用。
2. 不設獨立屋4號，13號及14號。

Schedule of Mechanical & Electrical Provisions 機電裝置數量說明表

House 1-3, 5-12, 15 & 16 獨立屋1至3號，5至12號，15及16號

Location 位置	Provision 裝置		House Number 獨立屋編號												
	Exposed Type 外露型	Non-Exposed Type 非外露型	House 1 獨立屋 1號	House 2 獨立屋 2號	House 3 獨立屋 3號	House 5 獨立屋 5號	House 6 獨立屋 6號	House 7 獨立屋 7號	House 8 獨立屋 8號	House 9 獨立屋 9號	House 10 獨立屋 10號	House 11 獨立屋 11號	House 12 獨立屋 12號	House 15 獨立屋 15號	House 16 獨立屋 16號
Bedroom 1 睡房 1	Lighting Point 燈位		1	1	2	2	2	1	1	1	1	1	1	1	1
	TV / FM Connection Point 電視 / 收音機天線接駁點		1	1	1	1	1	1	1	1	1	1	1	1	1
	Telephone Connection Point 電話接駁點		2	2	2	2	2	2	2	2	2	2	2	2	2
	Lighting Switch 燈具開關		4	4	4	4	4	4	4	4	4	3	3	3	3
	Equipment Switch 設備開關		2	2	2	2	2	2	2	2	2	2	2	2	2
	Spare Connection Point 備用接駁點		1	1	1	1	1	1	1	1	1	1	1	1	1
		Fused Spur Unit for Indoor A/C Unit 接線位連保險絲供室內冷氣機	1	1	1	1	1	1	1	1	1	1	1	1	1
	13A Single Socket Outlet 13A 單位電插座		1	1	1	1	1	1	1	1	1	-	-	-	-
	13A Twin Socket Outlet 13A 雙位電插座		3	3	3	3	3	3	3	3	3	3	3	3	3
	Glassbreak Detector 破玻璃警報器		1	1	1	1	1	1	1	1	1	1	1	1	1
Bedroom 2 睡房 2	Lighting Point 燈位		1	1	1	1	1	1	1	1	1	1	1	1	1
	TV / FM Connection Point 電視 / 收音機天線接駁點		1	1	1	1	1	1	1	1	1	1	1	1	1
	Telephone Connection Point 電話接駁點		2	2	2	2	2	2	2	2	2	2	2	2	2
	Lighting Switch 燈具開關		4	4	4	4	4	4	4	4	4	4	4	4	4
	Equipment Switch 設備開關		2	2	1	1	1	2	2	2	2	1	1	1	1
	Spare Connection Point 備用接駁點		1	1	1	1	1	1	1	1	1	1	1	1	1
		Fused Spur Unit for Indoor A/C Unit 接線位連保險絲供室內冷氣機	1	1	1	1	1	1	1	1	1	1	1	1	1
	13A Single Socket Outlet 13A 單位電插座		1	1	1	1	1	1	1	1	1	1	1	1	1
	13A Twin Socket Outlet 13A 雙位電插座		3	3	3	3	3	3	3	3	3	3	3	3	3
	Glassbreak Detector 破玻璃警報器		1	1	1	1	1	1	1	1	1	1	1	1	1

Note:
1. The symbol " - " as shown in the above table denotes " Not Provided " or " Not Applicable ".
2. House 4, House 13 and House 14 are omitted.

註：
1. 上述符號 " - " 表示不提供或不適用。
2. 不設獨立屋4號，13號及14號。

FITTINGS, FINISHES AND APPLIANCES
裝置、裝修物料及設備

Schedule of Mechanical & Electrical Provisions 機電裝置數量說明表

House 1-3, 5-12, 15 & 16 獨立屋1至3號，5至12號，15及16號

Location 位置	Provision 裝置		House Number 獨立屋編號											
	Exposed Type 外露型	Non-Exposed Type 非外露型	House 1 獨立屋 1號	House 2 獨立屋 2號	House 3 獨立屋 3號	House 5 獨立屋 5號	House 6 獨立屋 6號	House 7 獨立屋 7號	House 8 獨立屋 8號	House 9 獨立屋 9號	House 10 獨立屋 10號	House 11 獨立屋 11號	House 12 獨立屋 12號	House 15 獨立屋 15號	House 16 獨立屋 16號
Bedroom 3 睡房 3	Lighting Point 燈位		1	1	1	1	1	1	1	1	1	2	2	2	2
	TV / FM Connection Point 電視 / 收音機天線接駁點		1	1	1	1	1	1	1	1	1	1	1	1	1
	Telephone Connection Point 電話接駁點		2	2	2	2	2	2	2	2	2	2	2	2	2
	Lighting Switch 燈具開關		4	4	4	4	4	4	4	4	4	4	4	4	4
	Equipment Switch 設備開關		2	2	2	2	2	2	2	2	2	2	2	2	2
	Spare Connection Point 備用接駁點		1	1	1	1	1	1	1	1	1	1	1	1	1
		Fused Spur Unit for Indoor A/C Unit 接線位連保險絲供室內冷氣機	1	1	1	1	1	1	1	1	1	1	1	1	1
	13A Single Socket Outlet 13A 單位電插座		1	1	-	-	-	1	1	1	1	1	1	1	1
	13A Twin Socket Outlet 13A 雙位電插座		3	3	3	3	3	3	3	3	3	3	3	3	3
	Glassbreak Detector 破玻璃警報器		1	1	1	1	1	1	1	1	1	1	1	1	1
Bedroom 4 睡房 4	Lighting Point 燈位		-	-	1	1	1	-	-	-	-	-	-	-	-
	TV / FM Connection Point 電視 / 收音機天線接駁點		-	-	1	1	1	-	-	-	-	-	-	-	-
	Telephone Connection Point 電話接駁點		-	-	2	2	2	-	-	-	-	-	-	-	-
	Lighting Switch 燈具開關		-	-	3	3	3	-	-	-	-	-	-	-	-
	Spare Connection Point 備用接駁點		-	-	1	1	1	-	-	-	-	-	-	-	-
		Fused Spur Unit for Indoor A/C Unit 接線位連保險絲供室內冷氣機	-	-	1	1	1	-	-	-	-	-	-	-	-
	13A Single Socket Outlet 13A 單位電插座		-	-	1	1	1	-	-	-	-	-	-	-	-
	13A Twin Socket Outlet 13A 雙位電插座		-	-	2	2	2	-	-	-	-	-	-	-	-
	Glassbreak Detector 破玻璃警報器		-	-	-	-	-	-	-	-	-	-	-	-	-

Note:
1. The symbol " - " as shown in the above table denotes " Not Provided " or " Not Applicable ".
2. House 4, House 13 and House 14 are omitted.

註：
1. 上述符號 " - " 表示不提供或不適用。
2. 不設獨立屋4號，13號及14號。

Schedule of Mechanical & Electrical Provisions 機電裝置數量說明表

House 1-3, 5-12, 15 & 16 獨立屋1至3號，5至12號，15及16號

Location 位置	Provision 裝置		House Number 獨立屋編號											
	Exposed Type 外露型	Non-Exposed Type 非外露型	House 1 獨立屋 1號	House 2 獨立屋 2號	House 3 獨立屋 3號	House 5 獨立屋 5號	House 6 獨立屋 6號	House 7 獨立屋 7號	House 8 獨立屋 8號	House 9 獨立屋 9號	House 10 獨立屋 10號	House 11 獨立屋 11號	House 12 獨立屋 12號	House 15 獨立屋 15號	House 16 獨立屋 16號
Family Room 家庭室	Lighting Point 燈位		-	-	2	2	2	-	-	-	-	-	-	-	-
	TV / FM Connection Point 電視 / 收音機天線接駁點		-	-	1	1	1	-	-	-	-	-	-	-	-
	Telephone Connection Point 電話接駁點		-	-	1	1	1	-	-	-	-	-	-	-	-
	Lighting Switch 燈具開關		-	-	4	4	4	-	-	-	-	-	-	-	-
	Spare Connection Point 備用接駁點		-	-	1	1	1	-	-	-	-	-	-	-	-
		Fused Spur Unit for Indoor A/C Unit 接線位連保險絲供室內冷氣機	-	-	1	1	1	-	-	-	-	-	-	-	-
	13A Twin Socket Outlet 13A 雙位電插座		-	-	3	3	3	-	-	-	-	-	-	-	-
Study Room 書房	Lighting Point 燈位		-	-	1	1	1	-	-	-	-	-	-	-	-
	TV / FM Connection Point 電視 / 收音機天線接駁點		-	-	1	1	1	-	-	-	-	-	-	-	-
	Telephone Connection Point 電話接駁點		-	-	1	1	1	-	-	-	-	-	-	-	-
	Lighting Switch 燈具開關		-	-	4	4	4	-	-	-	-	-	-	-	-
	Spare Connection Point 備用接駁點		-	-	1	1	1	-	-	-	-	-	-	-	-
		Fused Spur Unit for Indoor A/C Unit 接線位連保險絲供室內冷氣機	-	-	1	1	1	-	-	-	-	-	-	-	-
	13A Twin Socket Outlet 13A 雙位電插座		-	-	1	1	1	-	-	-	-	-	-	-	-

Note:
1. The symbol " - " as shown in the above table denotes " Not Provided " or " Not Applicable ".
2. House 4, House 13 and House 14 are omitted.

註：
1. 上述符號 " - " 表示不提供或不適用。
2. 不設獨立屋4號，13號及14號。

Schedule of Mechanical & Electrical Provisions 機電裝置數量說明表

House 1-3, 5-12, 15 & 16 獨立屋1至3號，5至12號，15及16號

Location 位置	Provision 裝置		House Number 獨立屋編號											
	Exposed Type 外露型	Non-Exposed Type 非外露型	House 1 獨立屋 1號	House 2 獨立屋 2號	House 3 獨立屋 3號	House 5 獨立屋 5號	House 6 獨立屋 6號	House 7 獨立屋 7號	House 8 獨立屋 8號	House 9 獨立屋 9號	House 10 獨立屋 10號	House 11 獨立屋 11號	House 12 獨立屋 12號	House 15 獨立屋 15號	House 16 獨立屋 16號
Closet 衣帽間	Lighting Point 燈位		-	-	2	2	2	-	-	-	-	-	-	-	-
	Lighting Switch 燈具開關		-	-	2	2	2	-	-	-	-	-	-	-	-
	Equipment Switch 設備開關		-	-	2	2	2	-	-	-	-	-	-	-	-
	Spare Connection Point 備用接駁點		-	-	1	1	1	-	-	-	-	-	-	-	-
		Fused Spur Unit for Indoor A/C Unit 接線位連保險絲供室內冷氣機	-	-	1	1	1	-	-	-	-	-	-	-	-
	13A Single Socket Outlet 13A 單位電插座		-	-	1	1	1	-	-	-	-	-	-	-	-
Store Room 儲物房	Lighting Point 燈位		1	1	-	-	-	1	1	1	1	-	-	-	-
	Lighting Switch 燈具開關		1	1	-	-	-	1	1	1	1	-	-	-	-
1/F Flat Roof 1樓平台	Lighting Point 燈位		4	4	2	2	2	4	4	4	4	6	6	6	6
	Weather-proof Socket Outlet 防水電插座		-	-	1	1	1	-	-	-	-	1	1	1	1
2/F Flat Roof 2樓平台	Lighting Point 燈位		4	4	2	2	2	4	4	4	4	-	-	-	-
	Weather-proof Socket Outlet 防水電插座		1	1	1	1	1	1	1	1	1	-	-	-	-
Roof 天台	Lighting Point 燈位		7	7	13	13	13	7	7	7	7	14	14	14	14
	Weather-proof Socket Outlet 防水電插座		3	3	3	3	3	3	3	3	3	3	3	3	3
	Weather-proof Isolator for Vrv A/C Outdoor Unit Vrv冷氣系統防水隔離開關掣		2	2	2	2	2	2	2	2	2	2	2	2	2
	Weather-proof Isolator for Reserved Equipment 備用設備防水隔離開關掣		-	-	1	1	1	-	-	-	-	1	1	1	1
Basement to Roof Staircase 地庫至天台樓梯	Lighting Point 燈位		17	17	20	20	20	17	17	17	17	17	17	17	17
	Lighting Switch 燈具開關		3	3	2	2	2	3	3	3	3	2	2	2	2
	13A Single Socket Outlet 13A 單位電插座		1	1	-	-	-	1	1	1	1	-	-	-	-

Note:
1. The symbol " - " as shown in the above table denotes " Not Provided " or " Not Applicable ".
2. House 4, House 13 and House 14 are omitted.

註：
1. 上述符號 " - " 表示不提供或不適用。
2. 不設獨立屋4號，13號及14號。

SERVICE AGREEMENTS
服務協議

Potable and flushing water is supplied by Water Supplies Department.

Electricity is supplied by CLP Power Hong Kong Limited.

Towngas is supplied by The Hong Kong and China Gas Company Limited.

食水及沖廁水由水務署供應。

電力由中華電力有限公司供應。

煤氣由香港中華煤氣有限公司供應。

GOVERNMENT RENT
地税

The Vendor is liable for the Government Rent payable for the specified residential property from the date of the Land Grant up to and including the date of the assignment of that specified residential property.

賣方有法律責任繳付指明住宅物業由批地文件之日期起計直至及包括該指明住宅物業之轉讓契日期之地税。

MISCELLANEOUS PAYMENTS BY PURCHASER
買方的雜項付款

On the delivery of the vacant possession of the specified residential property to the purchaser, the purchaser is liable to reimburse the Vendor for the deposits for water, electricity and gas; and on that delivery, the purchaser is not liable to pay to the Vendor a debris removal fee.

Note:
Upon that delivery, the Purchaser is liable to pay a debris removal fee to the Manager (not the Vendor) of the Development under the deed of mutual covenant, and where the Vendor has paid that debris removal fee, the Purchaser shall reimburse the Vendor for the same.

在向買方交付指明住宅物業在空置情況下的管有權時，買方須負責向賣方補還水、電力及氣體的按金；及在交付時，買方不須向賣方支付清理廢料的費用。

註：
在交付時，買方須根據公契向發展項目的管理人（而非賣方）支付清理廢料的費用，而如賣方已支付清理廢料的費用，買方須向賣方補還清理廢料的費用。

DEFECT LIABILITY WARRANTY PERIOD
欠妥之處的保養責任期

The Vendor shall, at its own cost and as soon as reasonably practicable after receipt of a written notice served by the Purchaser within 6 months after the date of completion of the sale and purchase, remedy any defects to the residential property, or the fittings, finishes or appliances incorporated into the residential property as set out in the agreement for sale and purchase, caused otherwise than by the act or neglect of the Purchaser.

凡住宅物業或於買賣合約列出裝設於住宅物業內的裝置、裝修物料或設備有欠妥之處，而該欠妥之處並非由買方行為或疏忽造成，則賣方在接獲買方在買賣成交日期後的6個月內送達的書面通知後，須於合理地切實可行的範圍內，盡快自費作出補救。

MAINTENANCE OF SLOPES
斜坡維修

The Land Grant requires the owners of the residential properties in the Development to maintain slopes at their own cost.

A. Terms of the Requirement

Special Condition No.(29)(a) of the Land Grant stipulates that:

" Where there is or has been any cutting away, removal or setting back of any land, or any building-up or filling-in or any slope treatment works of any kind whatsoever, whether with or without the prior written consent of the Director, either within the lot or on any Government land, which is or was done for the purpose of or in connection with the formation, levelling or development of the lot or any part thereof or any other works required to be done by the Purchaser under these Conditions, or for any other purpose, the Purchaser shall at his own expense carry out and construct such slope treatment works, retaining walls or other support, protection, drainage or ancillary or other works as shall or may then or at any time thereafter be necessary to protect and support such land within the lot and also any adjacent or adjoining Government or leased land and to obviate and prevent any falling away, landslip or subsidence occurring thereafter. The Purchaser shall at all times during the term hereby agreed to be granted maintain at his own expense the said land, slope treatment works, retaining walls or other support, protection, drainage or ancillary or other works in good and substantial repair and condition to the satisfaction of the Director."

B. Each of the owners is obliged to contribute towards the costs of the maintenance works.

C. A plan showing the slope and the retaining wall or related structures constructed, or to be constructed, within or outside the land on which the Development is situated.

Please refer to the plan at page 284 of this Sales Brochure.

D. Under the Deed of Mutual Covenant, the manager of the Development has the owners' authority to carry out the maintenance works.

Clause (3:02:01)(aq) of the draft Deed of Mutual Covenant and Management Agreement stipulates that:

" Save and except as otherwise expressly provided in this Deed, the Manager shall be responsible for and shall have full authority to do all such acts and things as may be necessary or requisite for and in connection with the proper and efficient management of the Development, including in particular but without in any way limiting the generality of the foregoing :-

(aq) to engage suitable qualified personnel to inspect, keep and maintain in good substantial repair and condition and carry out any necessary works in respect of the Slope and Retaining Structures in compliance with the Government Grant and in particular in accordance with the Geoguide 5 - Guide to Slope Maintenance issued by the Geotechnical Engineering Office (as amended or substituted from time to time) and the Maintenance Manual for the Slope and Retaining Structures and all guidelines issued from time to time by the appropriate Government department regarding the maintenance of the Slope and Retaining Structures. For this purpose, the Manager shall have the right to demand from the Owners, and the Owners shall be liable to pay, such contributions to all the costs lawfully incurred or to be incurred in carrying out such maintenance and repair and any other works in respect of the Slope and Retaining Structures by way of a lump sum or instalments or otherwise as the Manager shall decide Provided that the Manager shall not be made personally liable for carrying out any such requirements of the Government Grant which shall remain the responsibility of the Owners if, having used all reasonable endeavours, the Manager has not been able to collect the costs of the required works from all Owners. For the purpose of this Clause, the Manager shall include the Owners' Corporation;"

根據批地文件的規定，該發展項目中的住宅物業的擁有人須自費維修斜坡。

A. 有關規定的條款

批地文件特別條款第(29)(a)條規定：

「如該地段或任何政府土地內現時或以往曾經進行過任何削土、移土或土地後移工程、或堆積或堆填或任何類型的斜坡處理工程，不論事前是否獲署長書面同意，而該等工程是為了或關乎該地段或其任何部分的形成、平整或發展的目的或買方按此等條款而須要完成的工程的目的或其他任何的目的，買方須自費進行及建造現時或將來不時需要的該等斜坡處理工程、護土牆或其他支撐、防護、排水或附屬或其他工程，以保護和支撐該地段內的土地及任何相鄰或毗鄰的政府土地或已批租土地，同時避免及防止其後發生滑土、山泥傾瀉或地陷。買方應時刻在批地文件協定的整個批租年期內自費保養上述土地、斜坡處理工程、護土牆或其他支撐、防護、排水或附屬或其他工程，以保持其良好充足的維修狀態，以使署長滿意。」

B. 每名擁有人均須分擔維修工程的費用。

C. 顯示該斜坡及已經或將會在該發展項目所位於的土地之內或之外建造的任何護土牆或有關構築物的圖則。

請參閱本售樓說明書第284頁之圖則。

D. 根據「公契」，該發展項目的管理人獲擁有人授權進行維修工程。

公契及管理合約草擬本的第(3:02:01)(aq)條規定：

「除本公契另有明文指明者外，管理人須負責並有全權作出一切與妥善及有效管理發展項目所需要或必要的行動及事項，在不限制上文一般性的情況下，包括但不限於：

(aq) 按批地文件，特別是按土力工程處印發的「岩土指南第五冊－斜坡維修指南」（並以不時的修訂或代替條文為準）及依據岩土指南第五冊編製的保養手冊和有關政府部門不時對保養斜坡及護土構築物發出的一切指引，聘請合適及合資格的人士視察、檢驗、妥善保持和保養斜坡及護土構築物並對其進行任何必要的工程。為了這個目的，管理人有權要求業主及業主有責任支付進行上述保養與維修斜坡構築物及任何其他有關工程所合法支出或將支出的分擔款項，該分擔款項須以整筆款項支付或分期付款或管理人決定的其他形式支付，惟如果管理人儘其一切合理努力，仍未能向全體業主收集所要求的工程費用，則管理人毋須對履行批地文件的任何該等要求承擔個人責任，該等責任須由業主承擔。就本條款而言，管理人包括業主委員會及法團；」

MAINTENANCE OF SLOPES
斜坡維修

LEGEND:

- SLOPE 斜坡
- RETAINING WALL 擋土牆
- BOUNDARY OF THE DEVELOPMENT 發展項目的界線

SCALE 比例尺： 0M/米 50M/米

MODIFICATION
修訂

There is no ongoing application to the Government for a modification of the land grant for the Development.

本發展項目現時並沒有向政府提出申請修訂批地文件。

1. Gondola Systems
During the regular and specially arranged inspection, cleaning, maintenance, repairing, altering, renewing, rebuilding, painting or decorating of the external walls (including the curtain wall structures, glass of curtain walls, windows, balconies and utility platforms forming part of a residential unit) and the Common Areas and Facilities of the Development as arranged by the Manager, gondola(s) (whether its installation is permanent or temporary) will be operated, installed and parked in air space directly above the flat roofs and the roofs as well as outside the windows and the balconies and the utility platforms of the residential units.

2. Lightning Pole/ Communal Aerial Broadcast Distribution System
The following facilities will be installed at the following locations of the Development:

Description		Location
1.	Lightning Pole	Top roof of Tower 2 (5m in Height)
		Upper roof Tower 3 (5m in Height)
		Roof of Emergency Generator Room (2m in Height)
		Landscape Area (Facing House 1, House 2 and House 3) (5m in Height)
2.	Communal Aerial Broadcast Distribution System	Top roof of Tower 1
		Upper roof of Tower 5

Please refer to the "Layout Plan of the Development" Section of this Sales brochure on Page 25 for identification of their approximate locations. Prospective purchasers please note the possible impact (if any) of the facilities on individual units.

1. 吊船系統
在管理人安排為發展項目的外牆（包括構成住宅單位一部分的玻璃幕牆結構、玻璃幕牆玻璃、窗戶、露台及工作平台）及公用地方與設施進行定期及特別安排的檢查、清潔、保養、維修、改動、翻新、重建、油漆或裝飾期間，吊船（不論是永久或臨時的吊船裝置）將會在住宅單位的平台及天台上空操作、安裝及停泊，以及在住宅單位的窗外、露台及工作平台外操作。

2. 避雷針 / 公共天線系統
發展項目以下位置將裝設下列設施：

說明		位置
1.	避雷針	第2座頂層天台（5米高）
		第3座上層天台（5米高）
		應急發電機房天台（2米高）
		園景範圍（面向獨立屋1號、2號及3號）（5米高）
2.	公共天線系統	第1座頂層天台
		第5座上層天台

請參閱本售樓說明書25頁的「發展項目的布局圖」部分，以識別其大約位置。請準買家注意該等設施對個別單位可能造成的影響（如有）。

ADDRESS OF THE WEBSITE DESIGNATED BY THE VENDOR FOR THE DEVELOPMENT
賣方就發展項目指定的互聯網網站的網址

The address of the website designated by the Vendor for the Development for the purposes of Part 2 of the Residential Properties (First-hand Sales) Ordinance:

www.altissimo.hk

賣方為施行《一手住宅物業銷售條例》第2部就發展項目指定的互聯網網站的網址：

www.altissimo.hk

INFORMATION IN APPLICATION FOR CONCESSION ON GROSS FLOOR AREA OF BUILDING
申請建築物總樓面面積寬免的資料

BREAKDOWN OF GFA CONCESSIONS OBTAINED FOR ALL FEATURES
Latest information on breakdown of GFA concessions as shown on the general building plans submitted to and approved by the Building Authority (BA) prior to the printing of the sales brochure is tabulated below.
Information marked (#) may be based on information provided by the Authorized Person if the sales brochure is printed prior to submission of the final amendment plans to the BA. The breakdown of GFA concessions may be subject to further changes until final amendment plans are submitted to and approved by the BA prior to the issuance of the occupation permit for the Development.

獲寬免總樓面面積的設施分項
於印製售樓說明書前呈交予並已獲建築事務監督批准的一般建築圖則上有關總樓面面積寬免的分項的最新資料，請見下表。
如印製售樓說明書時尚未呈交最終修訂圖則予建築事務監督，則有(#)號的資料可以由認可人士提供的資料作為基礎。直至最終修訂圖則於發出佔用許可證前呈交予並獲建築事務監督批准前，以下分項資料仍可能有所修改。

		Area (m^2) 面積(平方米)
Disregarded GFA under Building (Planning) Regulations 23(3)(b) 根據《建築物（規劃）規例》第23(3)(b)條不計算的總樓面面積		
1. (#)	Carpark and loading/unloading area excluding public transport terminus 停車場及上落客貨地方（公共交通總站除外）	7438.799
2.	**Plant rooms and similar services 機房及相類設施**	
2.1 (#)	Mandatory feature or essential plant room, area of which is limited by respective Practice Notes for Authorized Persons, Registered Structural Engineers and Registered Geotechnical Engineers (PNAP) or regulation, such as lift machine room, telecommunications and broadcasting (TBE) room, refuse storage and material recovery chamber, etc. 所佔面積受相關《認可人士、註冊結構工程師及註冊岩土工程師作業備考》或規例限制的強制性設施或必要機房，例如升降機機房、電訊及廣播設備室、垃圾及物料回收房等	914.767
2.2 (#)	Mandatory feature or essential plant room, area of which is NOT limited by any PNAP or regulation, such as room occupied solely by fire services installations (FSI) and equipment, meter room, transformer room, potable and flushing water tank, etc. 所佔面積不受任何《認可人士、註冊結構工程師及註冊岩土工程師作業備考》或規例限制的強制性設施或必要機房，例如僅供消防裝置及設備佔用的房間、電錶房、電力變壓房、食水及鹹水缸等	3044.107
2.3	Non-mandatory or non-essential plant room such as air-conditioning plant room, air handling unit (AHU) room, etc. 非強制性或非必要機房，例如空調機房、風櫃房等	37.792
Green Features under Joint Practice Notes 1 and 2 根據聯合作業備考第1及第2號提供的環保設施		
3.	Balcony 露台	707.398
4.	Wider common corridor and lift lobby 加闊的公用走廊及升降機大堂	N/A 不適用
5.	Communal sky garden 公用空中花園	N/A 不適用
6.	Acoustic fin 隔聲鰭	N/A 不適用
7.	Wing wall, wind catcher and funnel 翼牆、捕風器及風斗	N/A 不適用
8.	Non-structural prefabricated external wall 非結構的預製外牆	445.678
9.	Utility platform 工作平台	246.000
10.	Noise barrier 隔音屏障	N/A 不適用

		Area (m^2) 面積(平方米)
Amenity Features 適意設施		
11. (#)	Counter, office, store, guard room and lavatory for watchman and management staff, Owners' Corporation Office 供保安人員和管理處員工使用的櫃枱、辦公室、儲物室、警衛室和廁所、業主立案法團辦公室	82.444
12. (#)	Residential recreational facilities including void, plant room, swimming pool filtration plant room, covered walkway etc serving solely the recreational facilities 住宅康樂設施，包括僅供康樂設施使用的中空、機房、游泳池的濾水器機房、有蓋人行道等	1617.864
13.	Covered landscaped and play area 有上蓋的園景區及遊樂場	286.331
14.	Horizontal screens/covered walkways, trellis 橫向屏障/有蓋人行道、花棚	N/A 不適用
15.	Larger lift shaft 擴大升降機井道	125.345
16.	Chimney shaft 煙囪管道	N/A 不適用
17.	Other non-mandatory or non-essential plant room, such as boiler room, satellite master antenna television(SMATV) room 其他非強制性或非必要機房，例如爐房、衛星電視共用天線房	N/A 不適用
18. (#)	Pipe duct, air duct for mandatory feature or essential plant room 強制性設施或必要機房所需的管槽、氣槽	341.086
19.	Pipe duct, air duct for non-mandatory or non-essential plant room 非強制性設施或非必要機房所需的管槽、氣槽	N/A 不適用
20.	Plant room, pipe duct, air duct for environmentally friendly system and feature 環保系統及設施所需的機房、管槽及氣槽	N/A 不適用
21.	Void in duplex domestic flat and house 複式住宅單位及洋房的中空	N/A 不適用
22.	Projections such as air-conditioning box and platform with a projection of more than 750mm from the external wall 伸出物，如空調機箱及伸出外牆超過750毫米的平台	N/A 不適用

		Area (m^2) 面積(平方米)
Other Exempted Items 其他獲豁免的項目		
23.	Refuge floor including refuge floor cum sky garden 庇護層，包括庇護層兼空中花園	N/A 不適用
24.	Other projections 其他伸出物	N/A 不適用
25.	Public transport terminus 公共交通總站	N/A 不適用
26.	Party structure and common staircase 共用構築物及樓梯	N/A 不適用
27. (#)	Horizontal area of staircase, lift shaft and vertical duct solely serving floor accepted as not being accountable for GFA 僅供獲接納不計入總樓面面積的樓層使用的樓梯、 升降機槽及垂直管道的水平面積	N/A 不適用
28.	Public passage 公眾通道	N/A 不適用
29.	Covered set back area 因建築物後移導致的覆蓋面積	N/A 不適用
Bonus GFA 額外總樓面面積		
30.	Bonus GFA 額外總樓面面積	N/A 不適用

Note:
The above table is based on the requirements as stipulated in the Practice Note for Authorized Persons, Registered Structural Engineers and Registered Geotechnical Engineers ADM-2 issued by the Buildings Department. The Buildings Department may revise such requirements from time to time as appropriate.

註:
上述表格是根據屋宇署所發出的《認可人士、註冊結構工程師及註冊岩土工程師作業備考》 ADM-2 規定的要求而制訂的。屋宇署會按實際需要不時更改有關要求。

INFORMATION IN APPLICATION FOR CONCESSION ON GROSS FLOOR AREA OF BUILDING
申請建築物總樓面面積寬免的資料

Environmental Assessment of the Building 有關建築物的環境評估

Estimated Energy Performance or Consumption for the Common Parts of the Development
發展項目的公用部分的預計能量表現或消耗

Latest information on the estimated energy performance or consumption for the common parts of the Development as submitted to the Building Authority prior to the printing of the sales brochures:
於印製售樓說明書前呈交予建築事務監督發展項目的公用部分的預計能量表現或消耗的最近期資料：

Part I 第I部分	
Provision of Central Air Conditioning 提供中央空調	NO 否
Provision of Energy Efficient Features 提供具能源效益的設施	YES 是
Energy Efficient Features proposed: 擬安裝的具能源效益的設施：	1. High performance VRV system 高效能可變製冷劑流量系統 2. High performance split type air-conditioning units 高效能分體式冷氣機 3. CO sensor installed in car park 在停車場安裝一氧化碳感應器

Part II: The predicted annual energy use of the proposed building / part of building (Note 1)
第II部分：擬興建樓宇/部分樓宇預計每年能源消耗量(註腳1)：

Location 位置	Internal Floor Area Served (m^2) 使用有關裝置的內部樓面面積（平方米）	Annual Energy Use of Baseline Building (Note 2) 基線樓宇（註腳2）每年能源消耗量		Annual Energy Use of Proposed Building 擬興建樓宇每年能源消耗量	
		Electricity kWh/ m^2 /annum 電力 千瓦小時/平方米/年	Town Gas / LPG unit/ m^2 /annum 煤氣/石油氣 用量單位/平方米/年	Electricity kWh/ m^2 /annum 電力 千瓦小時/平方米/年	Town Gas / LPG unit/ m^2 /annum 煤氣/石油氣 用量單位/平方米/年
Area served by central building services installation (Note 3) 有使用中央屋宇裝備裝置(註腳3)的部份	18,372.035	197.8	Not Applicable 不適用	197.8	Not Applicable 不適用

INFORMATION IN APPLICATION FOR CONCESSION ON GROSS FLOOR AREA OF BUILDING
申請建築物總樓面面積寬免的資料

Part III: The following installation(s) are designed in accordance with the relevant Codes of Practices published by the Electrical & Mechanical Services Department (EMSD) 第III部分：以下裝置乃按機電工程署公布的相關實務守則設計：			
Type of Installations 裝置類型	YES 是	NO 否	Not Applicable 不適用
Lighting Installations 照明裝置	✓		
Air Conditioning Installations 空調裝置	✓		
Electrical Installations 電力裝置	✓		
Lift & Escalator Installations 升降機及自動梯的裝置	✓		
Performance-based Approach 以總能源為本的方法			✓

Notes :

1. In general, the lower the estimated "Annual Energy Use" of the building, the more efficient of the building in terms of energy use. For example, if the estimated "annual energy use of proposed building" is less than the estimated "annual energy use of baseline building", it means the predicted use of energy is more efficient in the proposed building than in the baseline building. The larger the reduction, the greater the efficiency.
   The predicted annual energy use, in terms of electricity consumption (kWh/m^2/annum) and towngas/LPG consumption (unit/m^2/annum), of the Development by the internal floor area served, where:
   (a) "total annual energy use" has the same meaning of "annual energy use" under Section 4 and Appendix 8 of the BEAM Plus for New Buildings (current version); and
   (b) "internal floor area", in relation a building , a space or a unit means the floor area of all enclosed space measured to the internal faces of enclosing external and/or party walls.
2. "Baseline Building" has the same meaning as "Baseline Building Model (zero-credit benchmark)" under Section 4 and Appendix 8 of the BEAM Plus for New Building (current version).
3. "Central Building Services Installation" has the same meaning as that in the Code of Practice for Energy Efficiency of Building Services Installation in Building (2015 Edition).

註：

1. 一般而言，一棟樓宇的預計"每年能源消耗量"愈低，其節約能源的效益愈高。如一棟樓宇預計的"每年能源消耗量"低於該樓宇的"基線樓宇每年能源消耗量"，則代表預計該樓宇的能源應用較其基線樓宇有效，削減幅度愈大則代表有關樓宇能源節約的效益愈高。
   預計每年能源消耗量[以耗電量(千瓦小時/平方米/年)及煤氣/石油氣消耗量(用量單位/平方米/年)計算]，指將發展項目的每年能源消耗總量除以使用有關裝置的內部樓面面積所得出的商，其中：-
   (a) "每年能源消耗量"與新建樓宇BEAM Plus 標準(現行版本)第4節及附錄8中的「年能源消耗」具有相同涵義；及
   (b) 樓宇、空間或單位的"內部樓面面積"，指外牆及/或共用牆的內壁之內表面起量度出來的樓面面積。
2. "基準樓宇"與新建樓宇BEAM Plus標準(現行版本)第4節及附錄8中的"基準建築物模式(零分標準)"具有相同涵義。
3. "中央屋宇裝備裝置"與樓宇的屋宇裝備裝置能源效益實務守則(2015年版)中的涵義相同。

INFORMATION REQUIRED BY THE DIRECTOR OF LANDS TO BE SET OUT IN THE SALES BROCHURE AS A CONDITION FOR GIVING THE PRESALE CONSENT
地政總署署長作為給予預售樓花同意書的條件而規定列於售樓説明書的資料

1. The purchaser is required to agree with the Vendor in the Agreement for Sale and Purchase to the effect that other than entering into a mortgage or charge, the purchaser will not nominate any person to take up the Assignment of the Residential Unit or the Parking Space specified in the Agreement for Sale and Purchase, sub-sell that Residential Unit or Parking Space or transfer the benefit of the Agreement for Sale and Purchase of that Residential Unit or Parking Space in any manner whatsoever or enter into any agreement so to do before completion of the sale and purchase and execution of the Assignment.

2. If the Vendor, at the request of the purchaser under an Agreement for Sale and Purchase, agrees (at its own discretion) to cancel the Agreement for Sale and Purchase or the obligations of the purchaser under the Agreement for Sale and Purchase, the Vendor is entitled to retain the sum of five percent (5%) of the total purchase price of the Residential Unit and the Parking Space specified in the Agreement for Sale and Purchase and the purchaser will in addition pay or reimburse (as the case may be) to the Vendor all legal costs, charges and disbursements (including any stamp duty) in connection with the cancellation of the Agreement for Sale and Purchase.

3. The Vendor will pay or has paid (as the case may be) all outstanding Government rent in respect of the land on which the Development is in the course of being erected, from the date of the Land Grant up to and including the date of the respective Assignments to the purchasers.

4. The purchaser who has signed an Agreement for Sale and Purchase has the right of access to and will, upon his request, be provided with a hard copy of an updated record of information as to the total construction costs and the total professional fees to complete the Development as well as the total construction costs and the total professional fees expended and paid as at the end of the calendar month preceding the month at which the request is made subject to payment of a nominal fee of not more than HK$100 per request.

5. For information relating to the Brown Area as referred to in Special Condition No.(27) of the Government Grant, please refer to the sections “Summary of Land Grant” and “Information on Public Facilities and Public Open Spaces” of this Sales Brochure.

INFORMATION REQUIRED BY THE DIRECTOR OF LANDS TO BE SET OUT IN THE SALES BROCHURE AS A CONDITION FOR GIVING THE PRESALE CONSENT
地政總署署長作為給予預售樓花同意書的條件而規定列於售樓說明書的資料

1. 買方須與賣方於正式買賣合約中協議，除訂立按揭或押記外，買方不會於完成買賣及簽署轉讓契之前，以任何方式，或訂立任何協議以達至提名任何人士接受正式買賣合約所指明的住宅單位或車位的轉讓契，或轉售該住宅單位或車位，或轉移該住宅單位或車位於正式合約內的權益。

2. 如賣方應正式買賣合約中的買方的要求(按其自己的酌情決定)同意取消正式買賣合約或買方於該正式買賣合約內所承擔之責任，賣方有權保留相等於該正式買賣合約所指明的住宅單位及車位總售價百份之五的款額。同時，買方亦須額外付予賣方或付還賣方(視情況而定)全部就取消該正式買賣合約而須付之律師費、收費及代墊付費用(包括任何印花稅)。

3. 賣方將會支付或已經支付(視情況而定)由批地文件之日起直至個別買方簽署轉讓契之日(包括簽署轉讓契當日)止，所有有關該正在興建的發展項目所處地段未付的地稅。

4. 已簽署正式買賣合約的買方有權要求查閱並於要求時獲提供一份有關完成興建發展項目所需的建築費用及專業費用總額，及直至該要求作出時的上一個曆月底為止已動用及支付的建築費用及專業費用總額的最新資料記錄的副本，但每次要求須支付不超過港幣一百元象徵式費用。

5. 有關批地文件特別條款第(27)條提及的「棕色範圍」的資料，請參閱本售樓說明書中「批地文件的摘要」及「公共設施及公眾休憩用地的資料」。

There may be future changes to the Development and the surrounding areas.

發展項目及其周邊地區日後可能出現改變。

Date on which the sales brochure is printed: 13 November 2018

售樓説明書的印製日期：2018年11月13日

EXAMINATION RECORD
檢視紀錄

Examination / Revision Date 檢視 / 修改日期	Revision Made (If no revisions is required, please state "no revision made") （如無須作出修改，請註明「並無作出修改」）		
	Page number in version with print date on 13 November 2018 2018年11月13日印製版本之頁數	Page number in revised version with examination date on 11 February 2019 2019年2月11日檢視版本之頁數	Revision Made 所作修改
11 February 2019 2019年2月11日	19	19	Location Plan of the Development is updated. 更新發展項目的所在位置圖。
	25	25	Layout Plan of the Development is updated. 更新發展項目的布局圖。
	162, 172 - 173, 175, 200, 201 - 202, 220, 250	162, 172 - 173, 175, 200, 201 - 202, 220, 250	Fittings, Finishes and Appliances are updated. 更新裝置、裝修物料及設備。
	286	286	Relevant Information is updated. 更新有關資料。

Examination / Revision Date 檢視 / 修改日期	Revision Made (If no revisions is required, please state "no revision made") （如無須作出修改，請註明「並無作出修改」）		
	Page number in version with print date on 13 November 2018 2018年11月13日印製版本之頁數	Page number in revised version with examination date on 23 April 2019 2019年4月23日檢視版本之頁數	Revision Made 所作修改
23 April 2019 2019年4月23日	19	19	Location Plan of the Development is updated. 更新發展項目的所在位置圖。
	25	25	Layout Plan of the Development is updated. 更新發展項目的布局圖。
	28, 30 - 34, 36, 38, 40 - 42, 44, 46, 48, 50 - 52, 54, 56, 58, 60 - 62, 64, 66, 72 - 80, 84	28, 30 - 34, 36, 38, 40 - 42, 44, 46, 48, 50 - 52, 54, 56, 58, 60 - 62, 64, 66, 72 - 80, 84	Floor Plans of Residential Properties in the Development are updated. 更新發展項目的住宅物業的樓面平面圖。
	145 - 152	145 - 152	Elevation plans are updated. 更新立面圖。
	153	153	Information on Common Facilities in the Development is updated. 更新發展項目中的公用設施的資料。
	172 - 176, 179, 198, 200, 236, 238, 240, 245, 248	172 - 176, 179, 198, 200, 236, 238, 240, 245, 248	Fittings, Finishes and Appliances are updated. 更新裝置、裝修物料及設備。
	288	288	Information in Application for Concession on Gross Floor Area of Building is updated. 更新申請建築物總樓面面積寬免的資料。