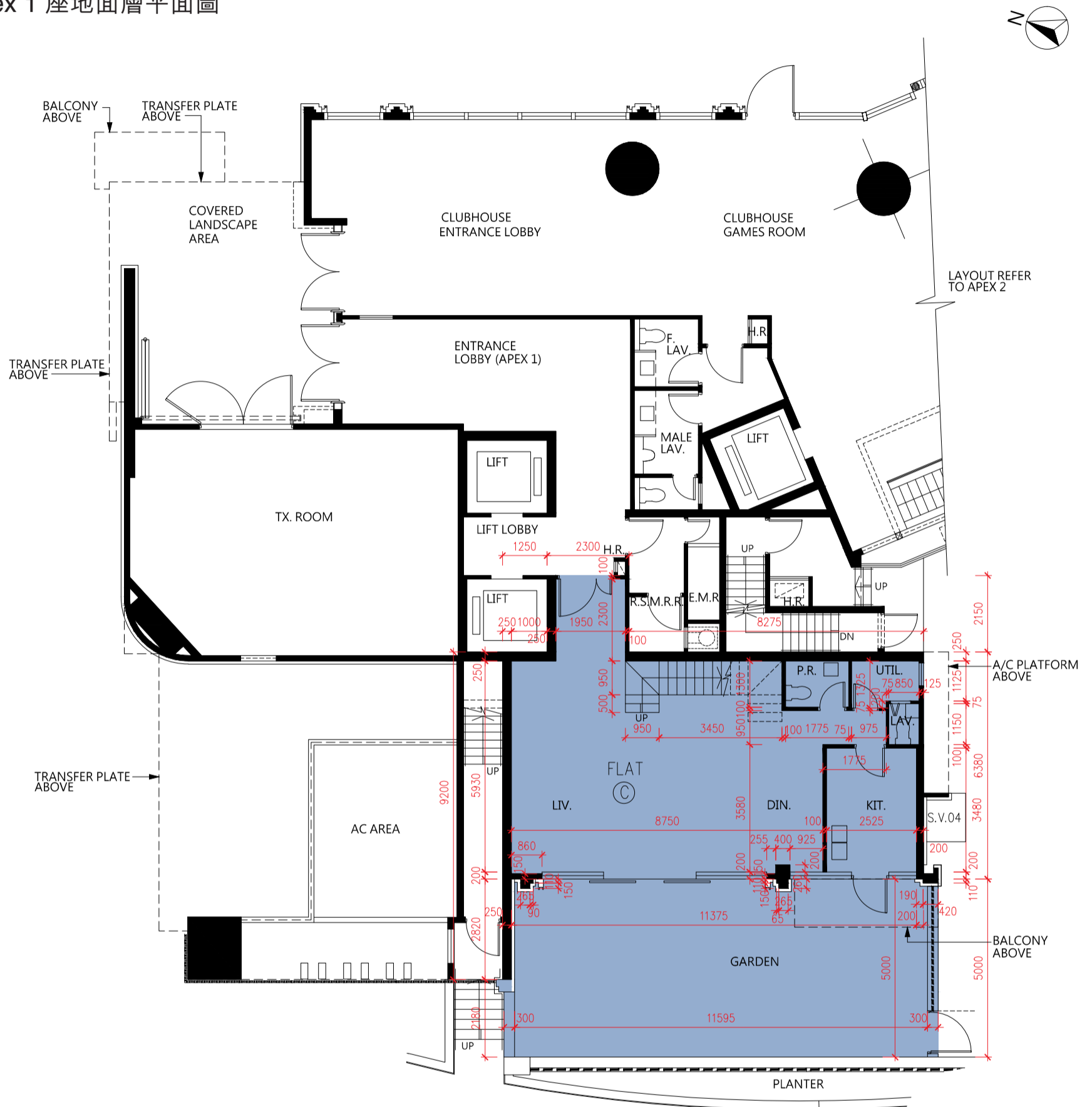


Apex 1 G/F Floor Plan
Apex 1 座地面層平面圖



SCALE 比例尺: 0 7.5M(米)

1. The floor-to-floor height of each residential property for G/F : 3225mm and 3300mm.
2. The thickness of the floor slabs (excluding plaster) of each residential property for G/F : 150mm and 200mm.
3. The internal areas of the residential properties on the upper floors will generally be slightly larger than those on the lower floors because of reducing thickness of the structural walls on the upper floors.

Notes:

- The dimensions of floor plans are all structural dimensions in millimeter.
- Please refer to P.AL01 and P.AL02 of this sales brochure for remarks and legend of terms and abbreviations shown on this floor plan.

1. 地面層每個住宅物業的層與層之間的高度為3225毫米及3300毫米。
2. 地面層每個住宅物業的樓板(不包括灰泥)的厚度為150毫米及200毫米。
3. 因住宅物業的較高樓層的結構牆的厚度遞減，較高樓層的內部面積，一般比較低樓層的內部面積稍大。

備註:

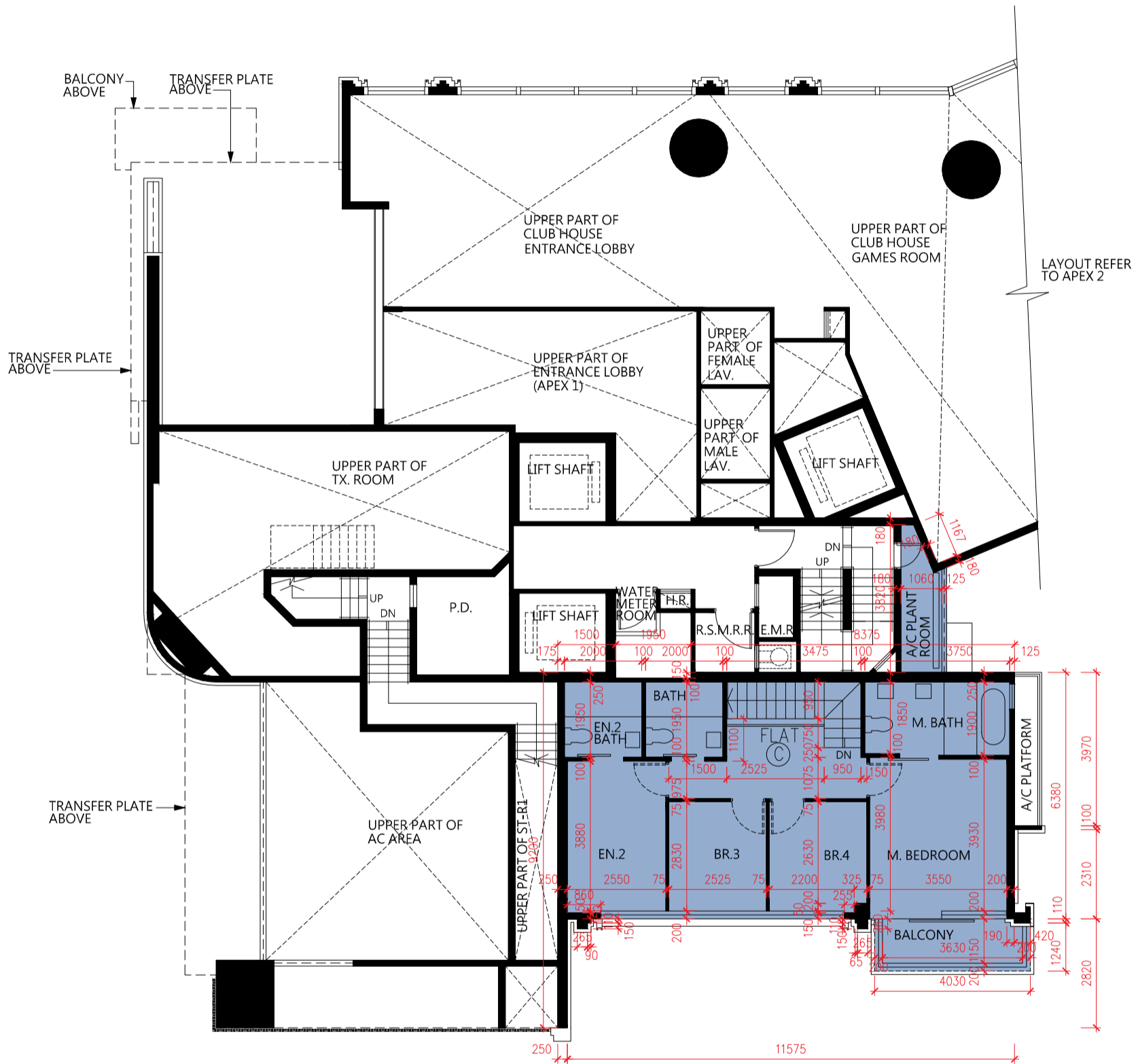
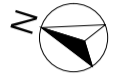
- 樓面平面圖之尺規所列數字為以毫米標示之建築結構尺寸。
- 請參閱本售樓說明書第AL01頁及AL02頁之附註及圖例以協助解讀此部分的平面圖及其顯示之名詞及簡稱。



Floor Plans of Residential Properties in the Development

發展項目的住宅物業的樓面平面圖

Apex 1 1/F Floor Plan Apex 1 座1樓平面圖



SCALE 比例尺: 0 7.5M(米)

1. The floor-to-floor height of each residential property for 1/F : 2950mm, 3000mm and 3300mm.
2. The thickness of the floor slabs (excluding plaster) of each residential property for 1/F : 150mm.
3. The internal areas of the residential properties on the upper floors will generally be slightly larger than those on the lower floors because of reducing thickness of the structural walls on the upper floors.

Notes:

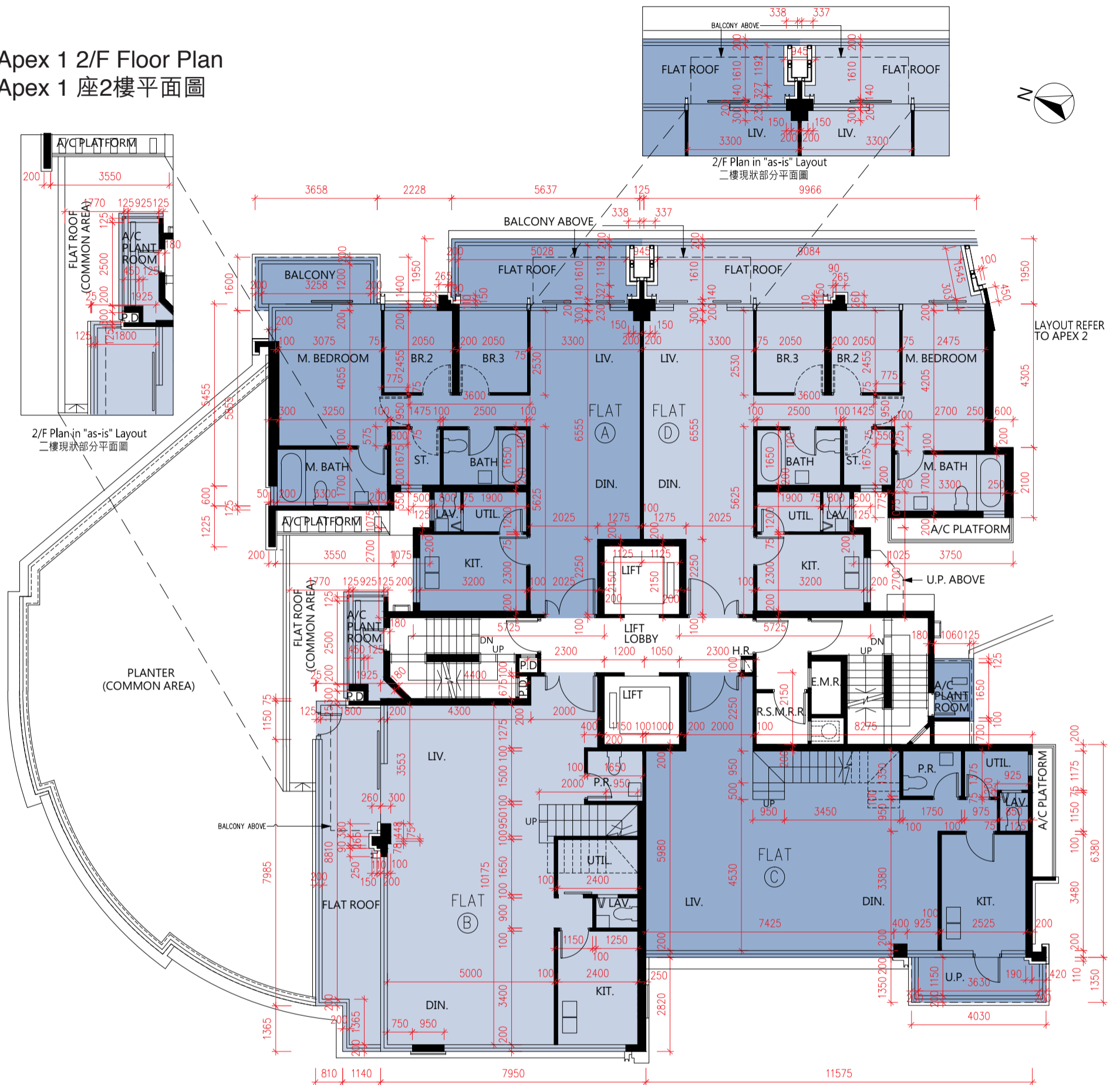
- The dimensions of floor plans are all structural dimensions in millimeter.
- Please refer to P.AL01 and P.AL02 of this sales brochure for remarks and legend of terms and abbreviations shown on this floor plan.

1. 1樓每個住宅物業的層與層之間的高度為2950毫米、3000毫米及3300毫米。
2. 1樓每個住宅物業的樓板(不包括灰泥)的厚度為150毫米。
3. 因住宅物業的較高樓層的結構牆的厚度遞減，較高樓層的內部面積，一般比較低樓層的內部面積稍大。

備註:

- 樓面平面圖之尺規所列數字為以毫米標示之建築結構尺寸。
- 請參閱本售樓說明書第AL01頁及AL02頁之附註及圖例以協助解讀此部分的平面圖及其顯示之名詞及簡稱。

Apex 1 2/F Floor Plan Apex 1 座2樓平面圖



SCALE 比例尺: 7.5M(米)

1. The floor-to-floor height of each residential property for 2/F : (Flat A and Flat D) : 3000mm, 3225mm and 3300mm ; (Flat B and Flat C) : 3225mm and 3300mm.
2. The thickness of the floor slabs (excluding plaster) of each residential property for 2/F : 125mm, 150mm, 175mm and 200mm.
3. The internal areas of the residential properties on the upper floors will generally be slightly larger than those on the lower floors because of reducing thickness of the structural walls on the upper floors.

Notes:

- The dimensions of floor plans are all structural dimensions in millimeter.
- Please refer to P.AL01 and P.AL02 of this sales brochure for remarks and legend of terms and abbreviations shown on this floor plan.
- The residential property has been altered by way of minor works or exempted works under the Buildings Ordinance and its subsidiary legislation.

1. 2樓每個住宅物業的層與層之間的高度:(A單位及D單位)為3000毫米、3225毫米及3300毫米;(B單位及C單位)為3225毫米及3300毫米。
2. 2樓每個住宅物業的樓板(不包括灰泥)的厚度為125毫米、150毫米、175毫米及200毫米。
3. 因住宅物業的較高樓層的結構牆的厚度遞減,較高樓層的內部面積,一般比較低樓層的內部面積稍大。

備註:

- 樓面平面圖之尺規所列數字為以毫米標示之建築結構尺寸。
- 請參閱本售樓說明書第AL01頁及AL02頁之附註及圖例以協助解讀此部分的平面圖及其顯示之名詞及簡稱。
- 住宅物業已施行《建築物條例》及其附屬條例下小型工程或獲豁免入則的改動工程。

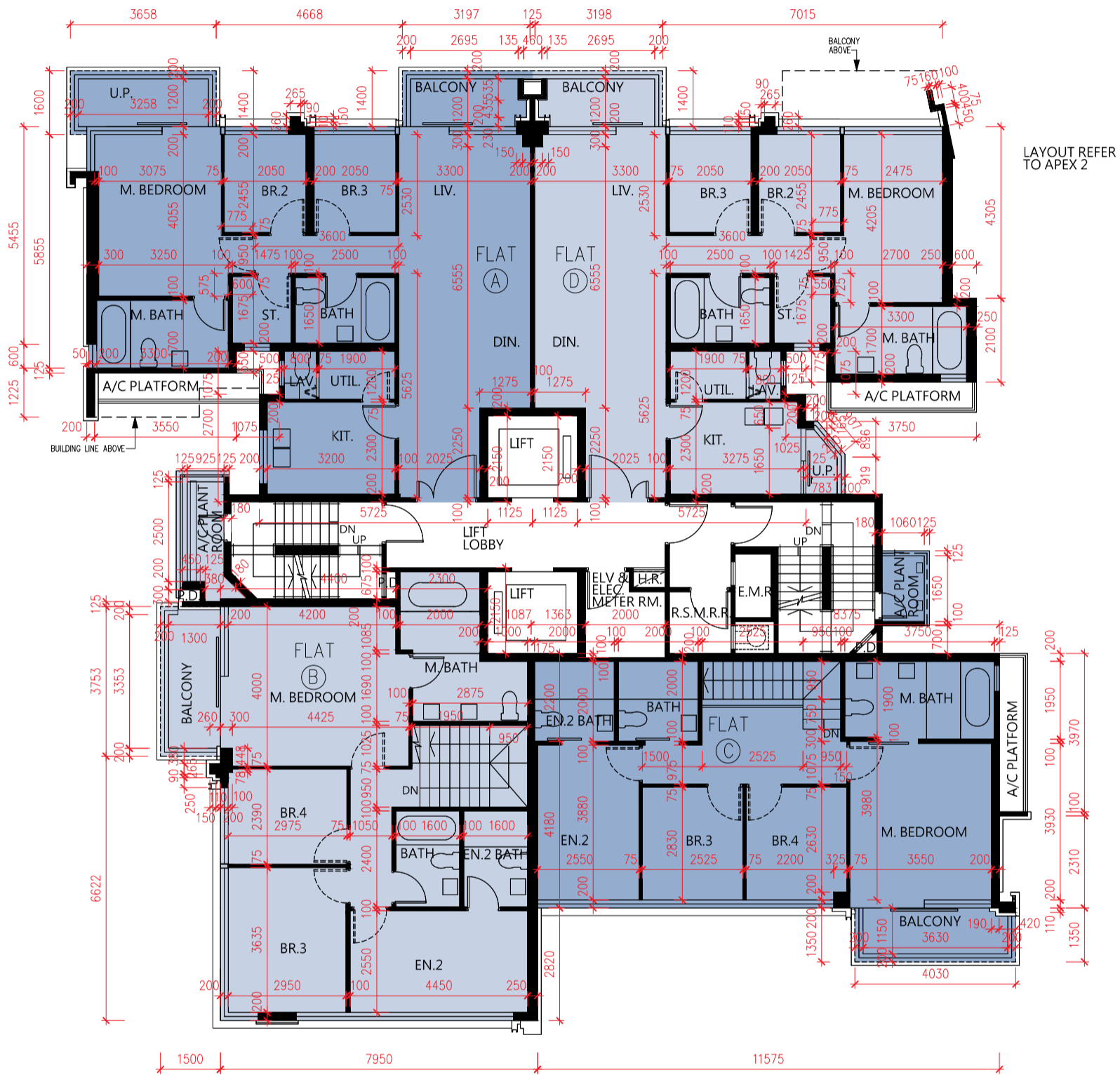
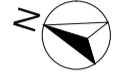


Floor Plans of Residential Properties in the Development

發展項目的住宅物業的樓面平面圖

Apex 1 3/F Floor Plan

Apex 1 座3樓平面圖



SCALE 比例尺: 7.5M(米)

1. The floor-to-floor height of each residential property for 3/F :
(Flat A and Flat D) : 3000mm, 3225mm, 3250mm and 3300mm ;
(Flat B and Flat C) : 2800mm, 2950mm and 3300mm.
2. The thickness of the floor slabs (excluding plaster) of each residential property for 3/F : 150mm and 175mm.
3. The internal areas of the residential properties on the upper floors will generally be slightly larger than those on the lower floors because of reducing thickness of the structural walls on the upper floors.

Notes:

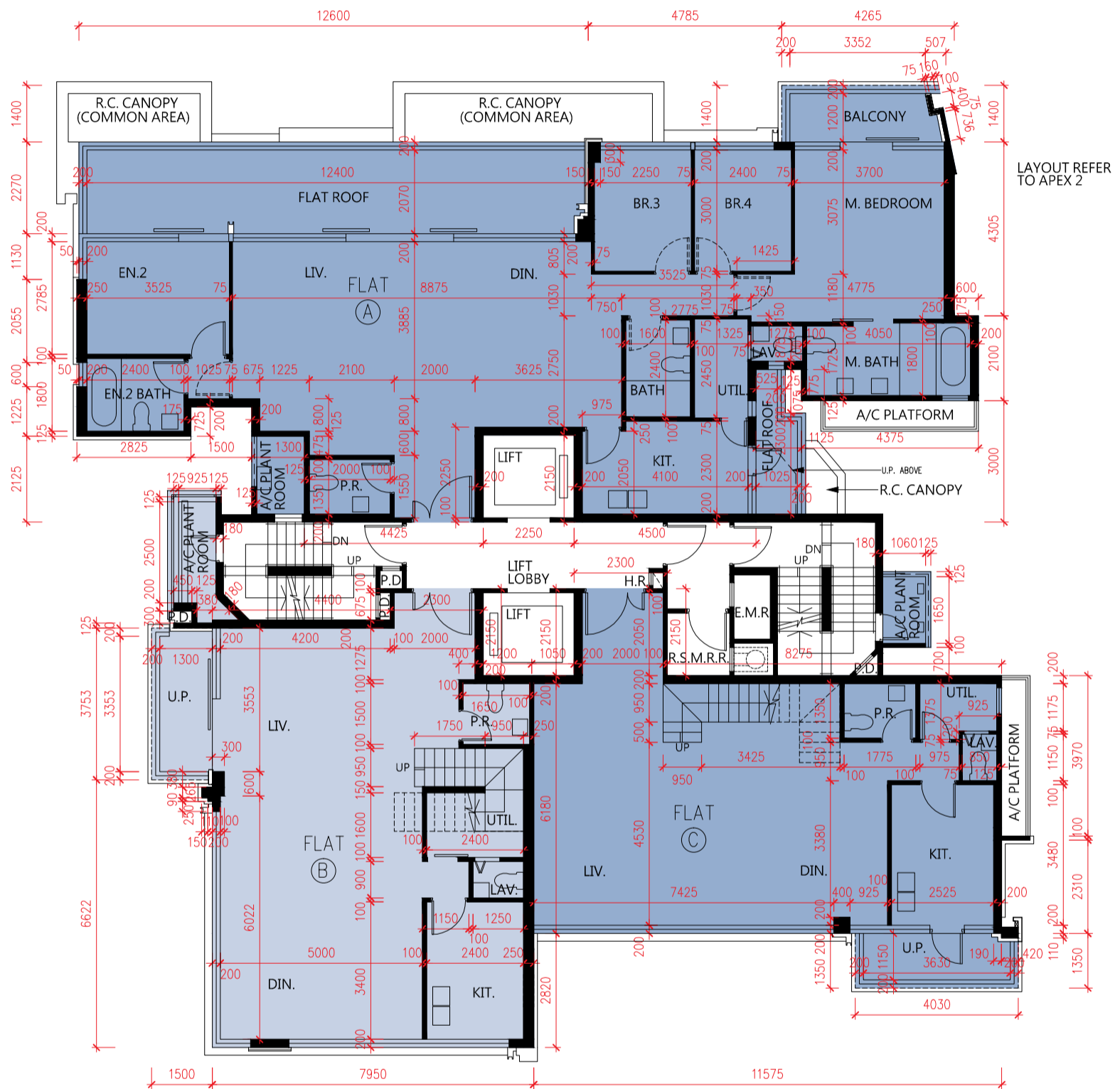
- The dimensions of floor plans are all structural dimensions in millimeter.
- Please refer to P.AL01 and P.AL02 of this sales brochure for remarks and legend of terms and abbreviations shown on this floor plan.

1. 3樓每個住宅物業的層與層之間的高度:(A單位及D單位)為3000毫米、3225毫米、3250毫米及3300毫米;(B單位及C單位)為2800毫米、2950毫米及3300毫米。
2. 3樓每個住宅物業的樓板(不包括灰泥)的厚度為150毫米及175毫米。
3. 因住宅物業的較高樓層的結構牆的厚度遞減,較高樓層的內部面積,一般比較低樓層的內部面積稍大。

備註:

- 樓面平面圖之尺規所列數字為以毫米標示之建築結構尺寸。
- 請參閱本售樓說明書第AL01頁及AL02頁之附註及圖例以協助解讀此部分的平面圖及其顯示之名詞及簡稱。

Apex 1 5/F Floor Plan
Apex 1 座5樓平面圖



SCALE 比例尺: 7.5M(米)

1. The floor-to-floor height of each residential property for 5/F : (Flat A) : 3000mm, 3225mm and 3300mm ; (Flat B and Flat C) : 3150mm, 3225mm and 3300mm.
2. The thickness of the floor slabs (excluding plaster) of each residential property for 5/F : 150mm, 175mm and 200mm.
3. The internal areas of the residential properties on the upper floors will generally be slightly larger than those on the lower floors because of reducing thickness of the structural walls on the upper floors.

Notes:

- The dimensions of floor plans are all structural dimensions in millimeter.
- Please refer to P.AL01 and P.AL02 of this sales brochure for remarks and legend of terms and abbreviations shown on this floor plan.

1. 5樓每個住宅物業的層與層之間的高度:(A單位)為3000毫米、3225毫米及3300毫米;(B單位及C單位)為3150毫米、3225毫米及3300毫米。
2. 5樓每個住宅物業的樓板(不包括灰泥)的厚度為150毫米、175毫米及200毫米。
3. 因住宅物業的較高樓層的結構牆的厚度遞減,較高樓層的內部面積,一般比較低樓層的內部面積稍大。

備註:

- 樓面平面圖之尺規所列數字為以毫米標示之建築結構尺寸。
- 請參閱本售樓說明書第AL01頁及AL02頁之附註及圖例以協助解讀此部分的平面圖及其顯示之名詞及簡稱。

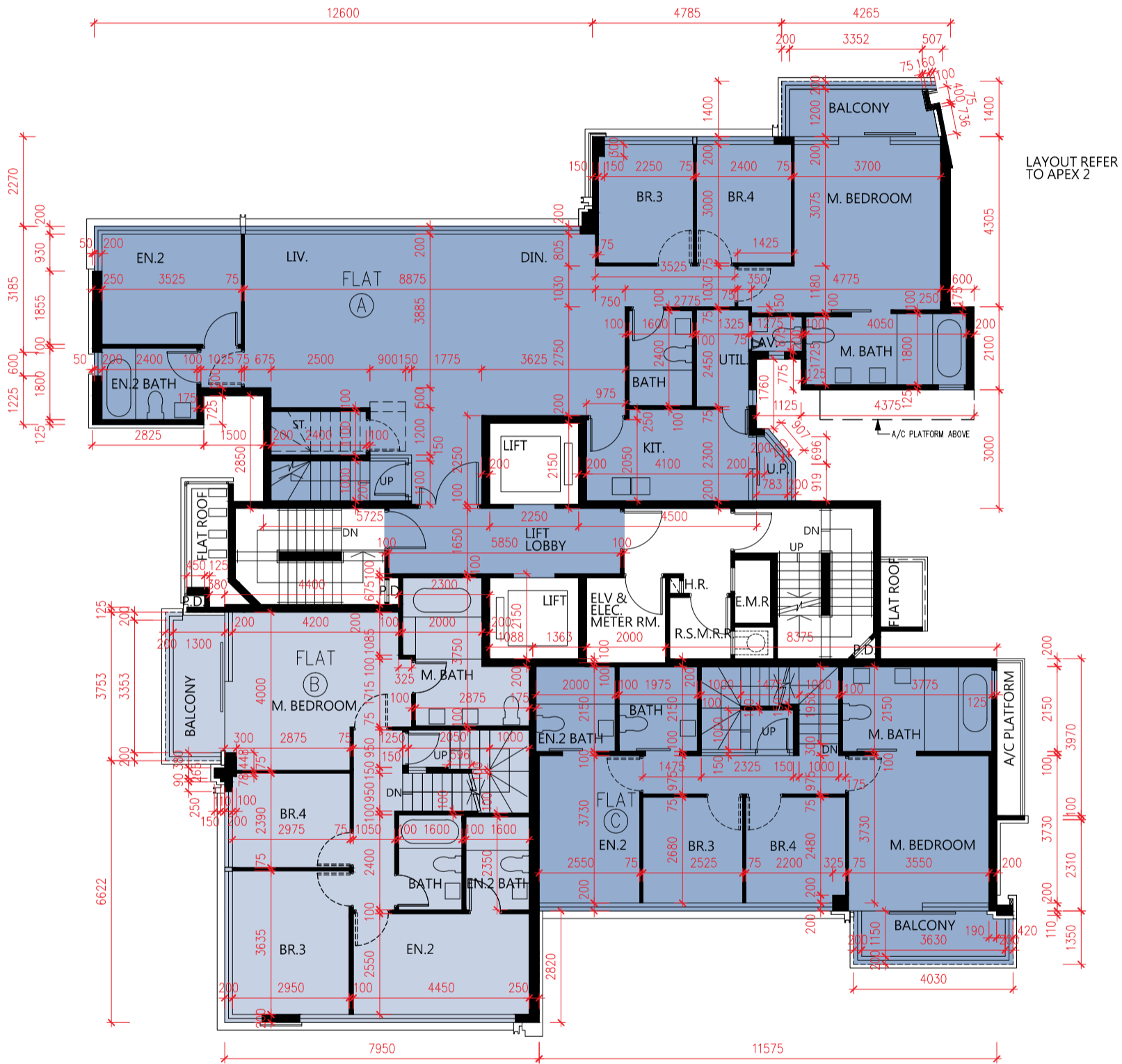


Floor Plans of Residential Properties in the Development

發展項目的住宅物業的樓面平面圖

Apex 1 6/F Floor Plan

Apex 1 座6樓平面圖



SCALE 比例尺: 7.5M(米)

1. The floor-to-floor height of each residential property for 6/F : 3300mm.
2. The thickness of the floor slabs (excluding plaster) of each residential property for 6/F : 150mm, 175mm and 200mm.
3. The internal areas of the residential properties on the upper floors will generally be slightly larger than those on the lower floors because of reducing thickness of the structural walls on the upper floors.

Notes:

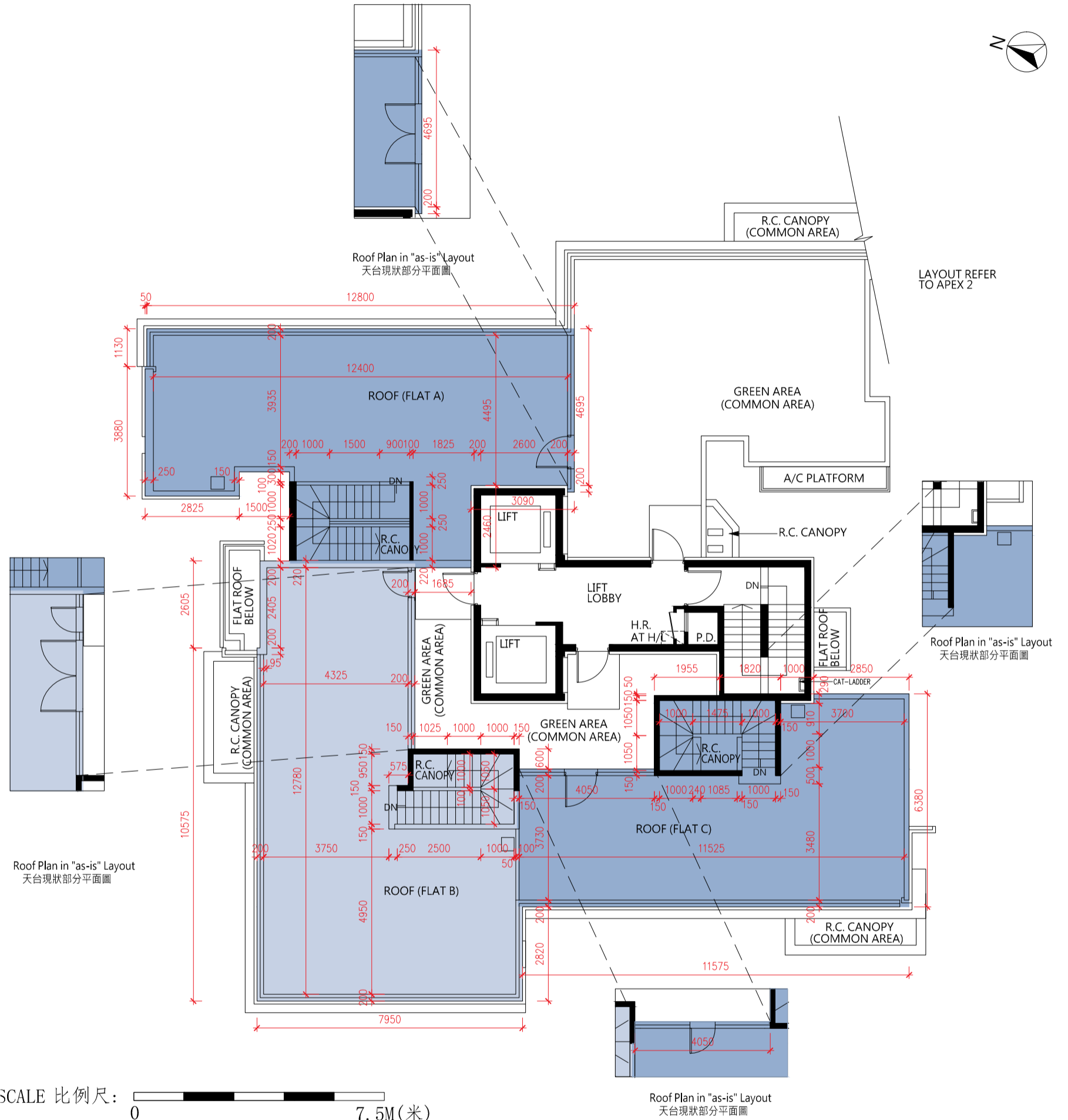
- The dimensions of floor plans are all structural dimensions in millimeter.
- Please refer to P.AL01 and P.AL02 of this sales brochure for remarks and legend of terms and abbreviations shown on this floor plan.

1. 6樓每個住宅物業的層與層之間的高度為3300毫米。
2. 6樓每個住宅物業的樓板(不包括灰泥)的厚度為150毫米、175毫米及200毫米。
3. 因住宅物業的較高樓層的結構牆的厚度遞減，較高樓層的內部面積，一般比較低樓層的內部面積稍大。

備註:

- 樓面平面圖之尺規所列數字為以毫米標示之建築結構尺寸。
- 請參閱本售樓說明書第AL01頁及AL02頁之附註及圖例以協助解讀此部分的平面圖及其顯示之名詞及簡稱。

Apex 1 R/F Floor Plan
Apex 1 座天台平面圖



SCALE 比例尺: 0 7.5M(米)

1. The floor-to-floor height of each residential property for Roof : Not Applicable.
2. The thickness of the floor slabs (excluding plaster) of each residential property for Roof : Not Applicable.
3. The internal areas of the residential properties on the upper floors will generally be slightly larger than those on the lower floors because of reducing thickness of the structural walls on the upper floors.

Notes:

- The dimensions of floor plans are all structural dimensions in millimeter.
- Please refer to P.AL01 and P.AL02 of this sales brochure for remarks and legend of terms and abbreviations shown on this floor plan.
- The residential property has been altered by way of minor works or exempted works under the Buildings Ordinance and its subsidiary legislation.

1. 天台每個住宅物業的層與層之間的高度:不適用。
2. 天台每個住宅物業的樓板(不包括灰泥)的厚度:不適用。
3. 因住宅物業的較高樓層的結構牆的厚度遞減, 較高樓層的內部面積, 一般比較低樓層的內部面積稍大。

備註:

- 樓面平面圖之尺規所列數字為以毫米標示之建築結構尺寸。
- 請參閱本售樓說明書第AL01頁及AL02頁之附註及圖例以協助解讀此部分的平面圖及其顯示之名詞及簡稱。
- 住宅物業已施行《建築物條例》及其附屬條例下小型工程或獲豁免入則的改動工程。

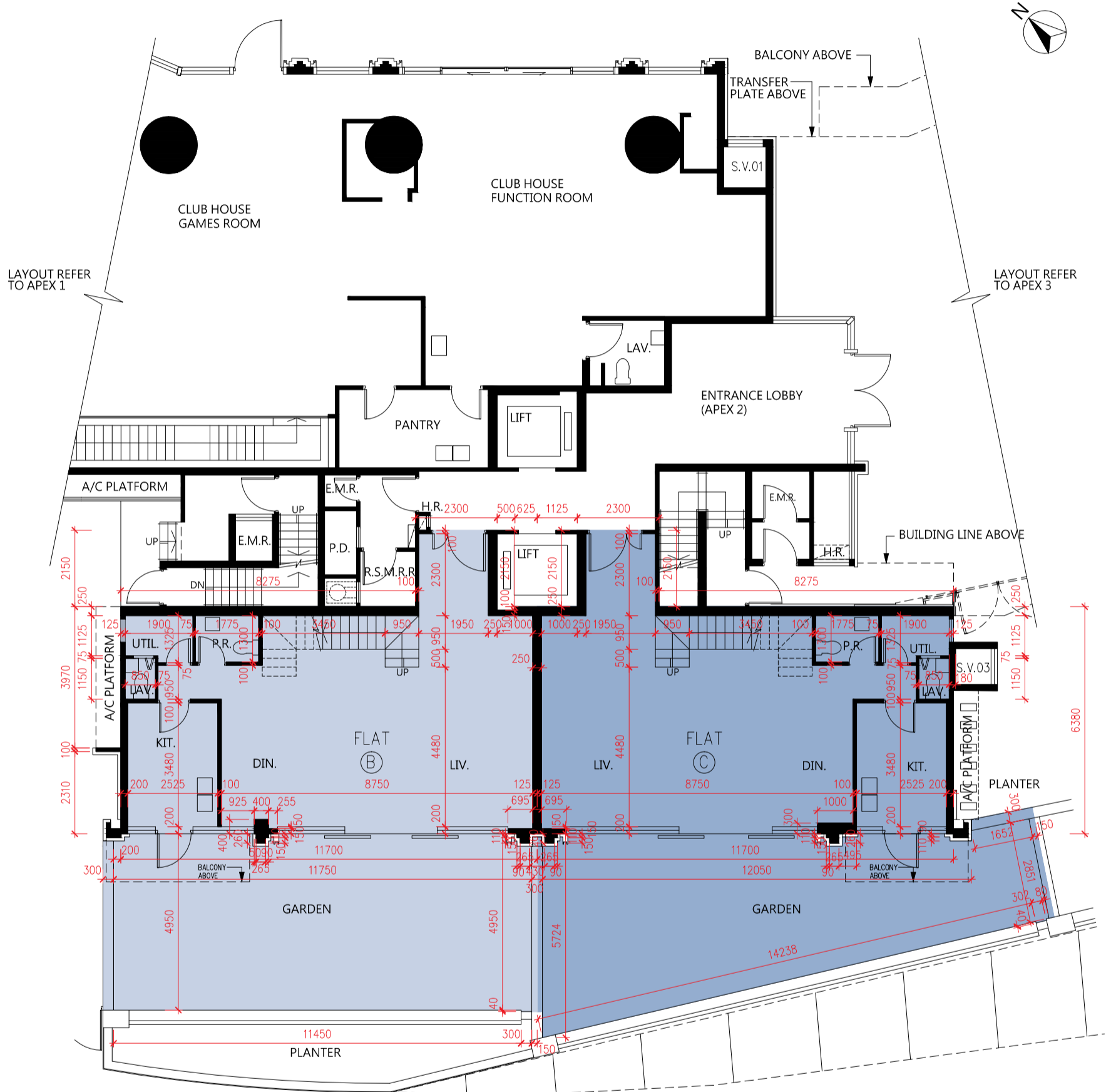


Floor Plans of Residential Properties in the Development

發展項目的住宅物業的樓面平面圖

Apex 2 G/F Floor Plan

Apex 2 座地面層平面圖



SCALE 比例尺: 7.5M(米)

1. The floor-to-floor height of each residential property for G/F : 3225mm and 3300mm.
2. The thickness of the floor slabs (excluding plaster) of each residential property for G/F : 150mm and 200mm.
3. The internal areas of the residential properties on the upper floors will generally be slightly larger than those on the lower floors because of reducing thickness of the structural walls on the upper floors.

Notes:

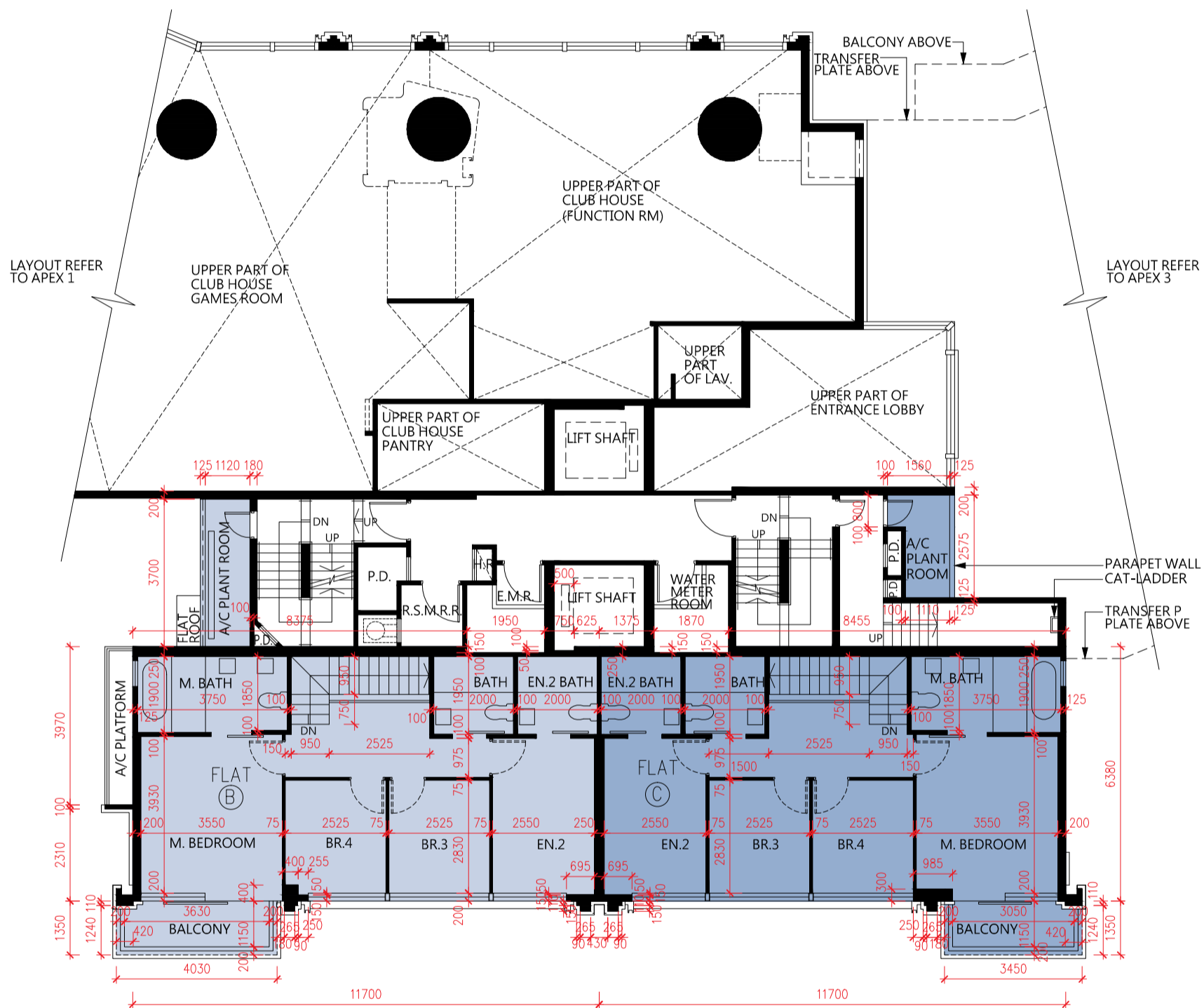
- The dimensions of floor plans are all structural dimensions in millimeter.
- Please refer to P.AL01 and P.AL02 of this sales brochure for remarks and legend of terms and abbreviations shown on this floor plan.

1. 地面層每個住宅物業的層與層之間的高度為3225毫米及3300毫米。
2. 地面層每個住宅物業的樓板(不包括灰泥)的厚度為150毫米及200毫米。
3. 因住宅物業的較高樓層的結構牆的厚度遞減，較高樓層的內部面積，一般比較低樓層的內部面積稍大。

備註:

- 樓面平面圖之尺規所列數字為以毫米標示之建築結構尺寸。
- 請參閱本售樓說明書第AL01頁及AL02頁之附註及圖例以協助解讀此部分的平面圖及其顯示之名詞及簡稱。

Apex 2 1/F Floor Plan
Apex 2 座1樓平面圖



SCALE 比例尺: 7.5M(米)

1. The floor-to-floor height of each residential property for 1/F : 3000mm, 3225mm, 3250mm and 3300mm.
2. The thickness of the floor slabs (excluding plaster) of each residential property for 1/F : 150mm, 175mm and 300mm.
3. The internal areas of the residential properties on the upper floors will generally be slightly larger than those on the lower floors because of reducing thickness of the structural walls on the upper floors.

Notes:

- The dimensions of floor plans are all structural dimensions in millimeter.
- Please refer to P.AL01 and P.AL02 of this sales brochure for remarks and legend of terms and abbreviations shown on this floor plan.

1. 1樓每個住宅物業的層與層之間的高度為3000毫米、3225毫米、3250毫米及3300毫米。
2. 1樓每個住宅物業的樓板(不包括灰泥)的厚度為150毫米、175毫米及300毫米。
3. 因住宅物業的較高樓層的結構牆的厚度遞減，較高樓層的內部面積，一般比較低樓層的內部面積稍大。

備註:

- 樓面平面圖之尺規所列數字為以毫米標示之建築結構尺寸。
- 請參閱本售樓說明書第AL01頁及AL02頁之附註及圖例以協助解讀此部分的平面圖及其顯示之名詞及簡稱。

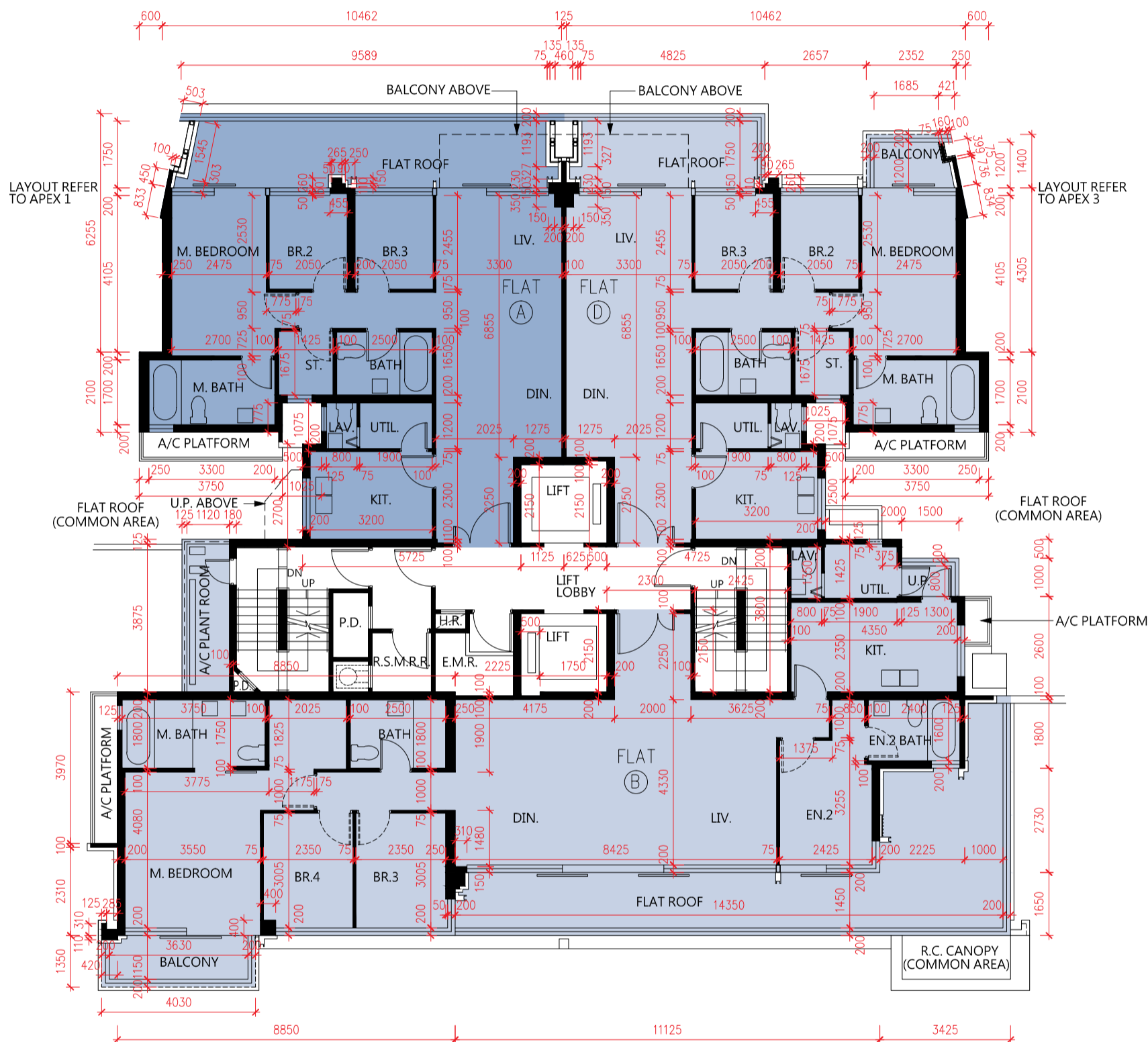


Floor Plans of Residential Properties in the Development

發展項目的住宅物業的樓面平面圖

Apex 2 2/F Floor Plan

Apex 2 座2樓平面圖



SCALE 比例尺: 7.5M(米)

1. The floor-to-floor height of each residential property for 2/F : (Flat A and Flat D) : 3000mm, 3225mm and 3300mm ; (Flat B) : 2800mm, 2950mm, 3000mm, 3225mm and 3300mm.
2. The thickness of the floor slabs (excluding plaster) of each residential property for 2/F : 150mm, 175mm and 200mm.
3. The internal areas of the residential properties on the upper floors will generally be slightly larger than those on the lower floors because of reducing thickness of the structural walls on the upper floors.

Notes:

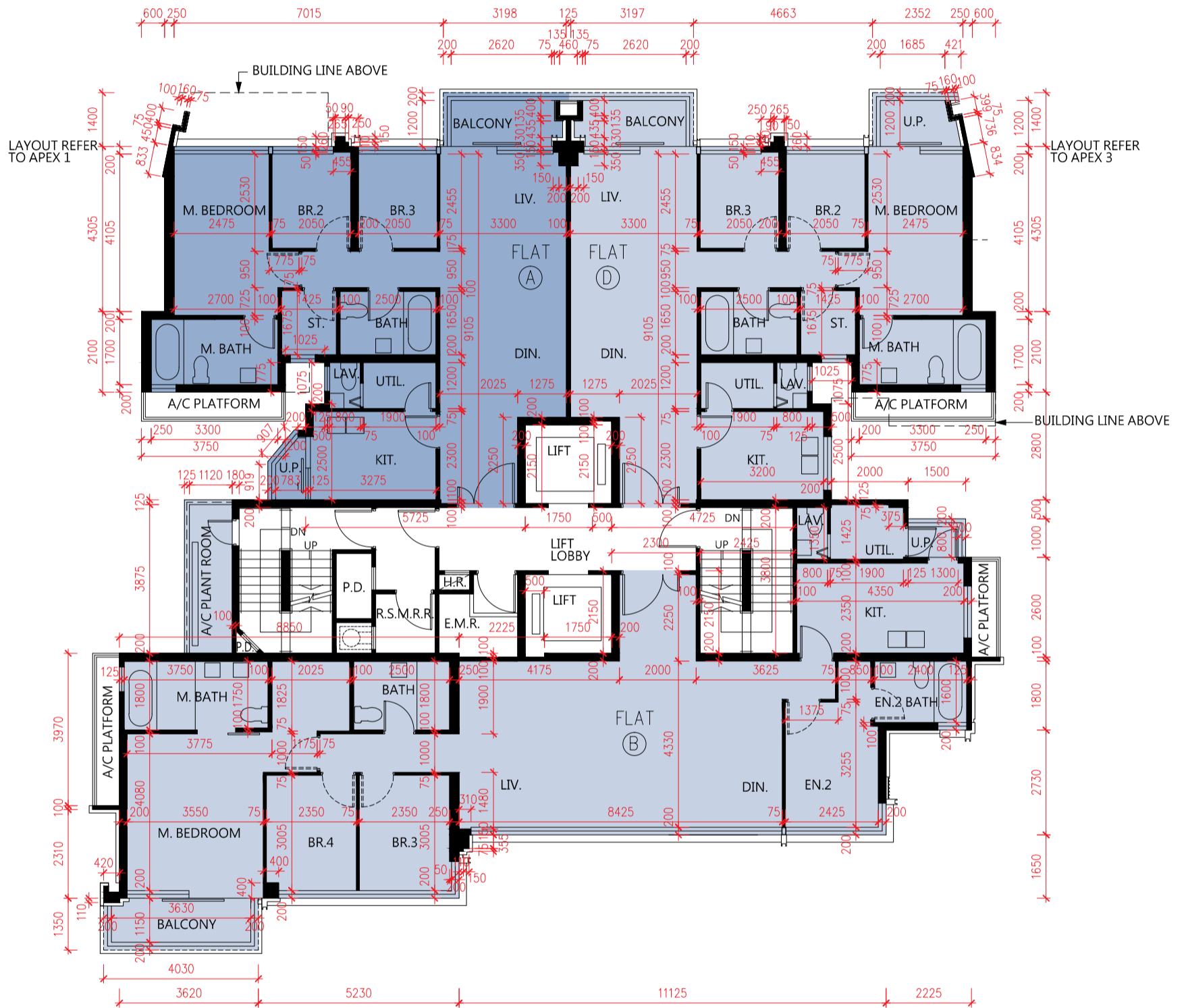
- The dimensions of floor plans are all structural dimensions in millimeter.
- Please refer to P.AL01 and P.AL02 of this sales brochure for remarks and legend of terms and abbreviations shown on this floor plan.

1. 2樓每個住宅物業的層與層之間的高度:(A單位及D單位)為3000毫米、3225毫米及3300毫米;(B單位)為2800毫米、2950毫米、3000毫米、3225毫米及3300毫米。
2. 2樓每個住宅物業的樓板(不包括灰泥)的厚度為150毫米、175毫米及200毫米。
3. 因住宅物業的較高樓層的結構牆的厚度遞減，較高樓層的內部面積，一般比較低樓層的內部面積稍大。

備註:

- 樓面平面圖之尺規所列數字為以毫米標示之建築結構尺寸。
- 請參閱本售樓說明書第AL01頁及AL02頁之附註及圖例以協助解讀此部分的平面圖及其顯示之名詞及簡稱。

Apex 2 3/F Floor Plan Apex 2 座3樓平面圖



SCALE 比例尺: 0 7.5M(米)

1. The floor-to-floor height of each residential property for 3/F : (Flat A and Flat D) : 3000mm, 3225mm, 3250mm and 3300mm ; (Flat B) : 2800mm, 2950mm, 3000mm, 3225mm and 3300mm.
2. The thickness of the floor slabs (excluding plaster) of each residential property for 3/F : 150mm, 175mm and 200mm.
3. The internal areas of the residential properties on the upper floors will generally be slightly larger than those on the lower floors because of reducing thickness of the structural walls on the upper floors.

Notes:

- The dimensions of floor plans are all structural dimensions in millimeter.
- Please refer to P.AL01 and P.AL02 of this sales brochure for remarks and legend of terms and abbreviations shown on this floor plan.

1. 3樓每個住宅物業的層與層之間的高度:(A單位及D單位)為3000毫米、3225毫米、3250毫米及3300毫米;(B單位)為2800毫米、2950毫米、3000毫米、3225毫米及3300毫米。
2. 3樓每個住宅物業的樓板(不包括灰泥)的厚度為150毫米、175毫米及200毫米。
3. 因住宅物業的較高樓層的結構牆的厚度遞減,較高樓層的內部面積,一般比較低樓層的內部面積稍大。

備註:

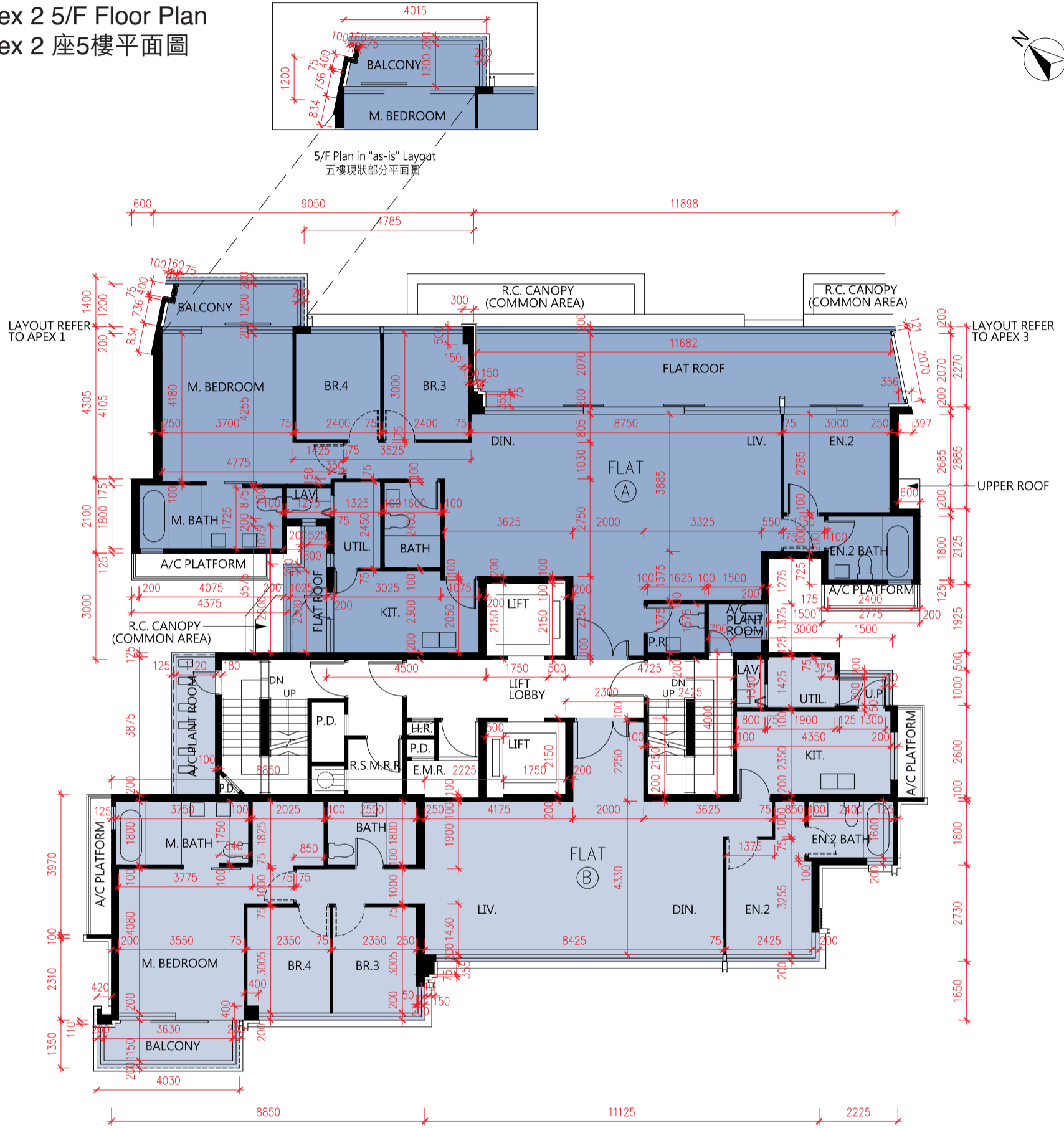
- 樓面平面圖之尺規所列數字為以毫米標示之建築結構尺寸。
- 請參閱本售樓說明書第AL01頁及AL02頁之附註及圖例以協助解讀此部分的平面圖及其顯示之名詞及簡稱。



Floor Plans of Residential Properties in the Development

發展項目的住宅物業的樓面平面圖

Apex 2 5/F Floor Plan
Apex 2 座5樓平面圖



SCALE 比例尺: 0 7.5M(米)

1. The floor-to-floor height of each residential property for 5/F : (Flat A) : 2800mm, 3000mm, 3225mm and 3300mm ; (Flat B) : 2800mm, 2950mm, 3000mm, 3225mm and 3300mm.
2. The thickness of the floor slabs (excluding plaster) of each residential property for 5/F : 150mm, 175mm and 200mm.
3. The internal areas of the residential properties on the upper floors will generally be slightly larger than those on the lower floors because of reducing thickness of the structural walls on the upper floors.

Notes:

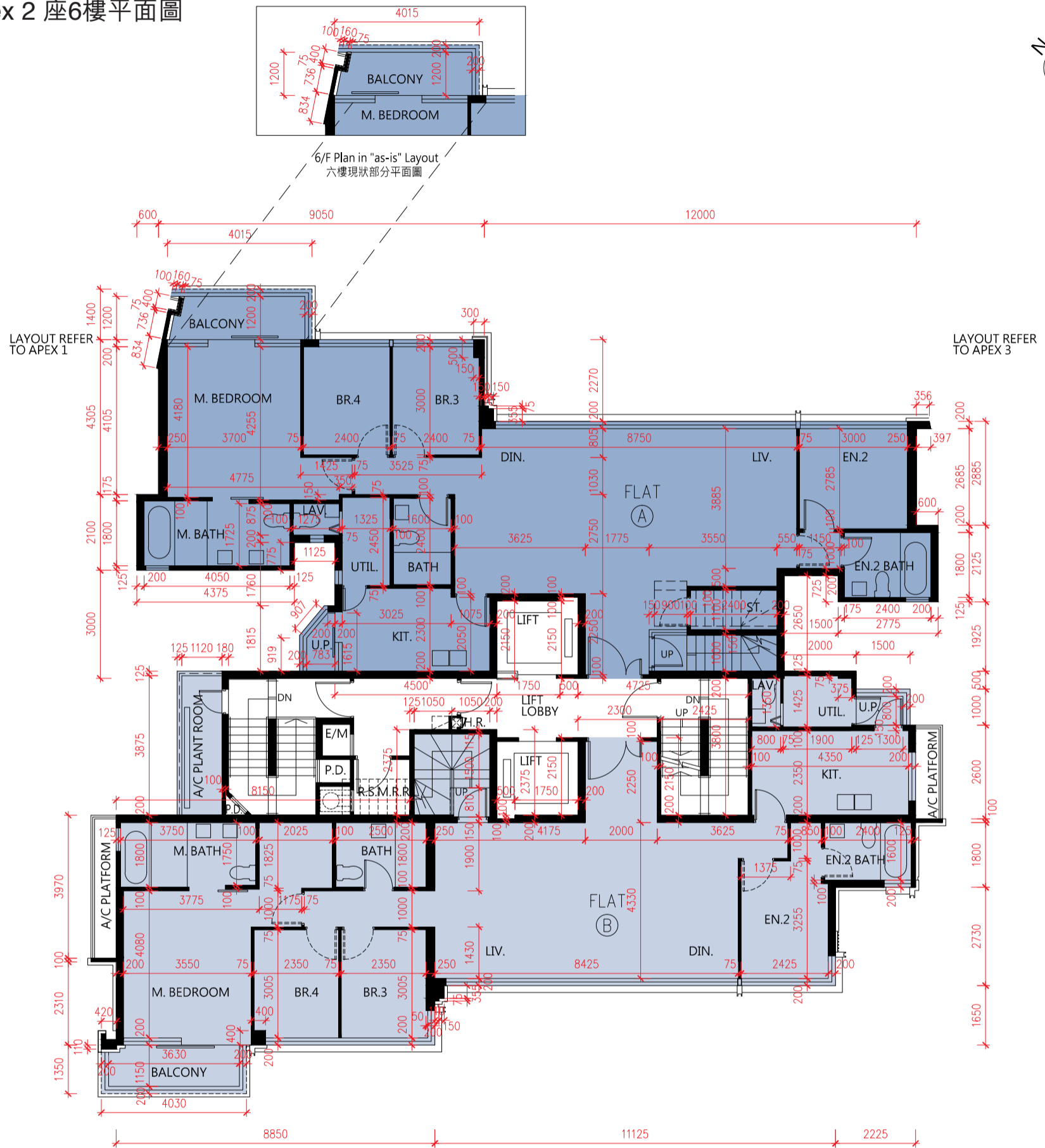
- The dimensions of floor plans are all structural dimensions in millimeter.
- Please refer to P.AL01 and P.AL02 of this sales brochure for remarks and legend of terms and abbreviations shown on this floor plan.
- The residential property has been altered by way of minor works or exempted works under the Buildings Ordinance and its subsidiary legislation.

1. 5樓每個住宅物業的層與層之間的高度:(A單位)為2800毫米、3000毫米、3225毫米及3300毫米;(B單位)為2800毫米、2950毫米、3000毫米、3225毫米及3300毫米。
2. 5樓每個住宅物業的樓板(不包括灰泥)的厚度為150毫米、175毫米及200毫米。
3. 因住宅物業的較高樓層的結構牆的厚度遞減，較高樓層的內部面積，一般比較低樓層的內部面積稍大。

備註:

- 樓面平面圖之尺規所列數字為以毫米標示之建築結構尺寸。
- 請參閱本售樓說明書第AL01頁及AL02頁之附註及圖例以協助解讀此部分的平面圖及其顯示之名詞及簡稱。
- 住宅物業已施行《建築物條例》及其附屬條例下小型工程或獲豁免入則的改動工程。

Apex 2 6/F Floor Plan
Apex 2 座6樓平面圖



SCALE 比例尺: 7.5M(米)

1. The floor-to-floor height of each residential property for 6/F : 3300mm.
2. The thickness of the floor slabs (excluding plaster) of each residential property for 6/F : 150mm, 175mm and 200mm.
3. The internal areas of the residential properties on the upper floors will generally be slightly larger than those on the lower floors because of reducing thickness of the structural walls on the upper floors.

Notes:

- The dimensions of floor plans are all structural dimensions in millimeter.
- Please refer to P.AL01 and P.AL02 of this sales brochure for remarks and legend of terms and abbreviations shown on this floor plan.
- The residential property has been altered by way of minor works or exempted works under the Buildings Ordinance and its subsidiary legislation.

1. 6樓每個住宅物業的層與層之間的高度為3300毫米。
2. 6樓每個住宅物業的樓板(不包括灰泥)的厚度為150毫米、175毫米及200毫米。
3. 因住宅物業的較高樓層的結構牆的厚度遞減，較高樓層的內部面積，一般比較低樓層的內部面積稍大。

備註:

- 樓面平面圖之尺規所列數字為以毫米標示之建築結構尺寸。
- 請參閱本售樓說明書第AL01頁及AL02頁之附註及圖例以協助解讀此部分的平面圖及其顯示之名詞及簡稱。
- 住宅物業已施行《建築物條例》及其附屬條例下小型工程或獲豁免入則的改動工程。

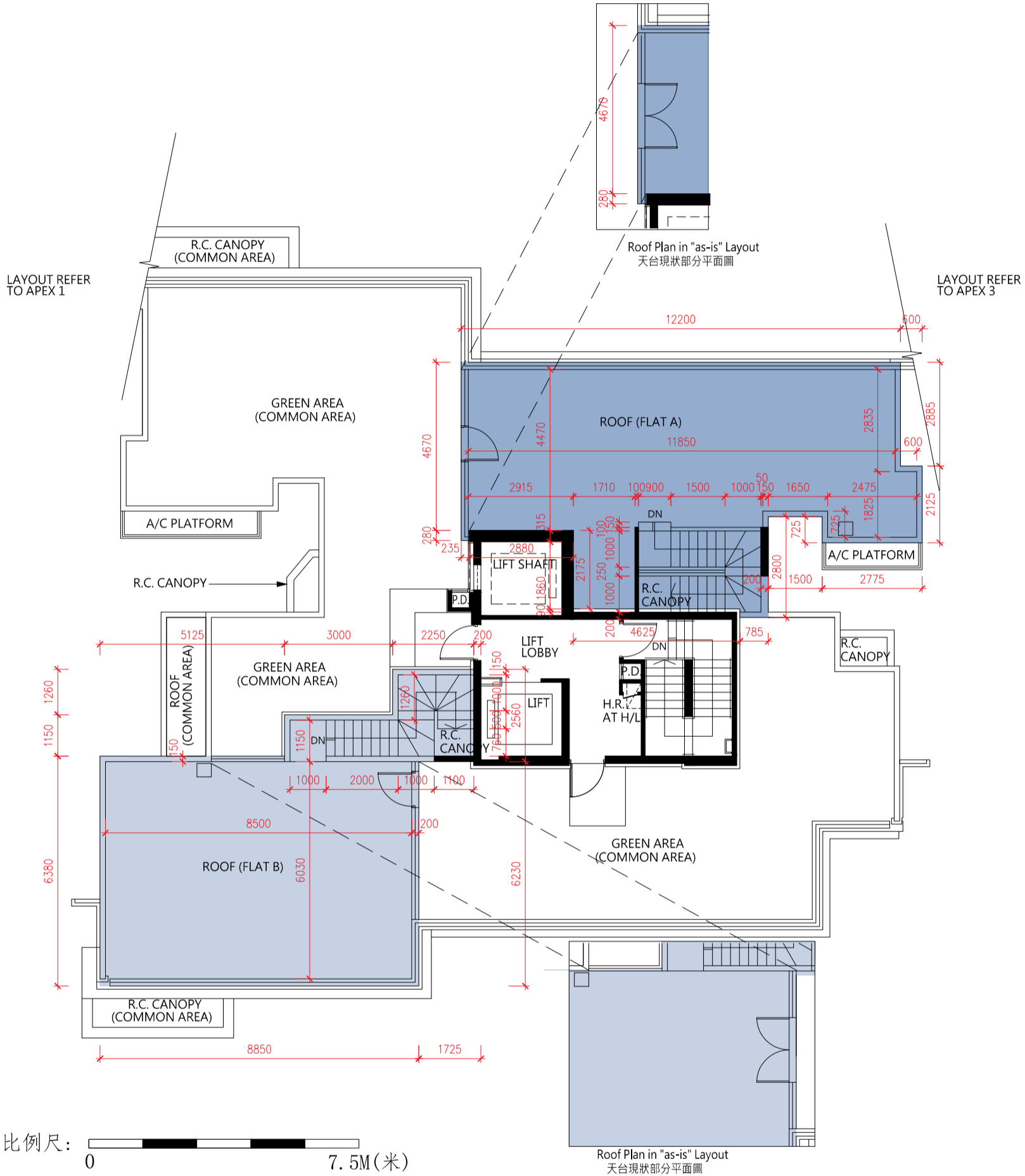


Floor Plans of Residential Properties in the Development

發展項目的住宅物業的樓面平面圖

Apex 2 R/F Floor Plan

Apex 2 座天台平面圖



SCALE 比例尺: 7.5M (米)

1. The floor-to-floor height of each residential property for Roof : Not Applicable.
2. The thickness of the floor slabs (excluding plaster) of each residential property for Roof : Not Applicable.
3. The internal areas of the residential properties on the upper floors will generally be slightly larger than those on the lower floors because of reducing thickness of the structural walls on the upper floors.

Notes:

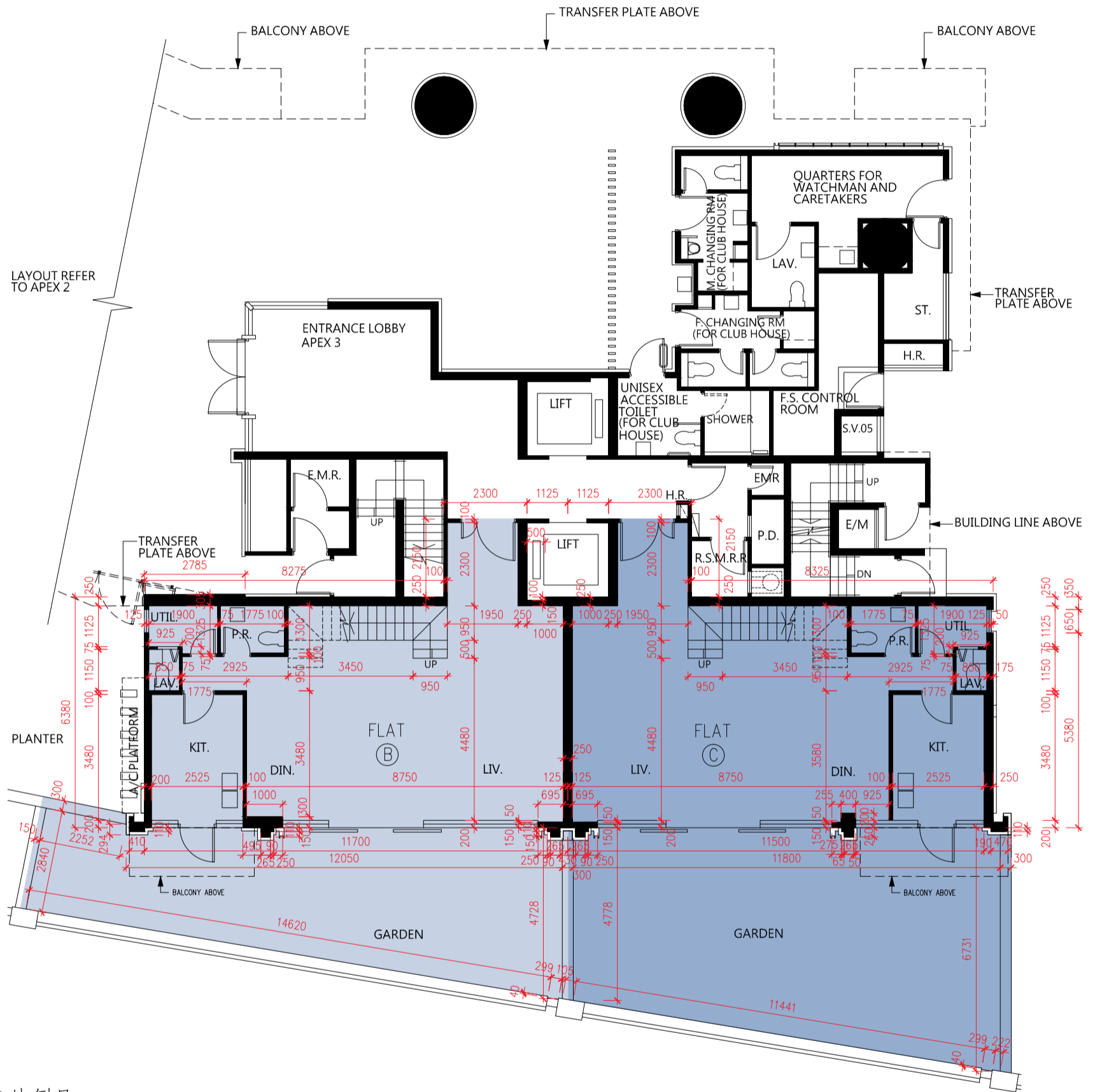
- The dimensions of floor plans are all structural dimensions in millimeter.
- Please refer to P.AL01 and P.AL02 of this sales brochure for remarks and legend of terms and abbreviations shown on this floor plan.
- The residential property has been altered by way of minor works or exempted works under the Buildings Ordinance and its subsidiary legislation.

1. 天台每個住宅物業的層與層之間的高度:不適用。
2. 天台每個住宅物業的樓板(不包括灰泥)的厚度:不適用。
3. 因住宅物業的較高樓層的結構牆的厚度遞減, 較高樓層的內部面積, 一般比較低樓層的內部面積稍大。

備註:

- 樓面平面圖之尺規所列數字為以毫米標示之建築結構尺寸。
- 請參閱本售樓說明書第AL01頁及AL02頁之附註及圖例以協助解讀此部分的平面圖及其顯示之名詞及簡稱。
- 住宅物業已施行《建築物條例》及其附屬條例下小型工程或獲豁免入則的改動工程。

Apex 3 G/F Floor Plan Apex 3 座地面層平面圖



SCALE 比例尺: 0 7.5M(米)

1. The floor-to-floor height of each residential property for G/F : 3225mm and 3300mm.
2. The thickness of the floor slabs (excluding plaster) of each residential property for G/F : 150mm and 200mm.
3. The internal areas of the residential properties on the upper floors will generally be slightly larger than those on the lower floors because of reducing thickness of the structural walls on the upper floors.

Notes:

- The dimensions of floor plans are all structural dimensions in millimeter.
- Please refer to P.AL01 and P.AL02 of this sales brochure for remarks and legend of terms and abbreviations shown on this floor plan.

1. 地面層每個住宅物業的層與層之間的高度為3225毫米及3300毫米。
2. 地面層每個住宅物業的樓板(不包括灰泥)的厚度為150毫米及200毫米。
3. 因住宅物業的較高樓層的結構牆的厚度遞減，較高樓層的內部面積，一般比較低樓層的內部面積稍大。

備註:

- 樓面平面圖之尺規所列數字為以毫米標示之建築結構尺寸。
- 請參閱本售樓說明書第AL01頁及AL02頁之附註及圖例以協助解讀此部分的平面圖及其顯示之名詞及簡稱。



Floor Plans of Residential Properties in the Development

發展項目的住宅物業的樓面平面圖

Apex 3 1/F Floor Plan

Apex 3 座1樓平面圖



SCALE 比例尺: 7.5M(米)

1. The floor-to-floor height of each residential property for 1/F : 3000mm, 3225mm, 3250mm and 3300mm.
2. The thickness of the floor slabs (excluding plaster) of each residential property for 1/F : 150mm, 175mm and 300mm.
3. The internal areas of the residential properties on the upper floors will generally be slightly larger than those on the lower floors because of reducing thickness of the structural walls on the upper floors.

Notes:

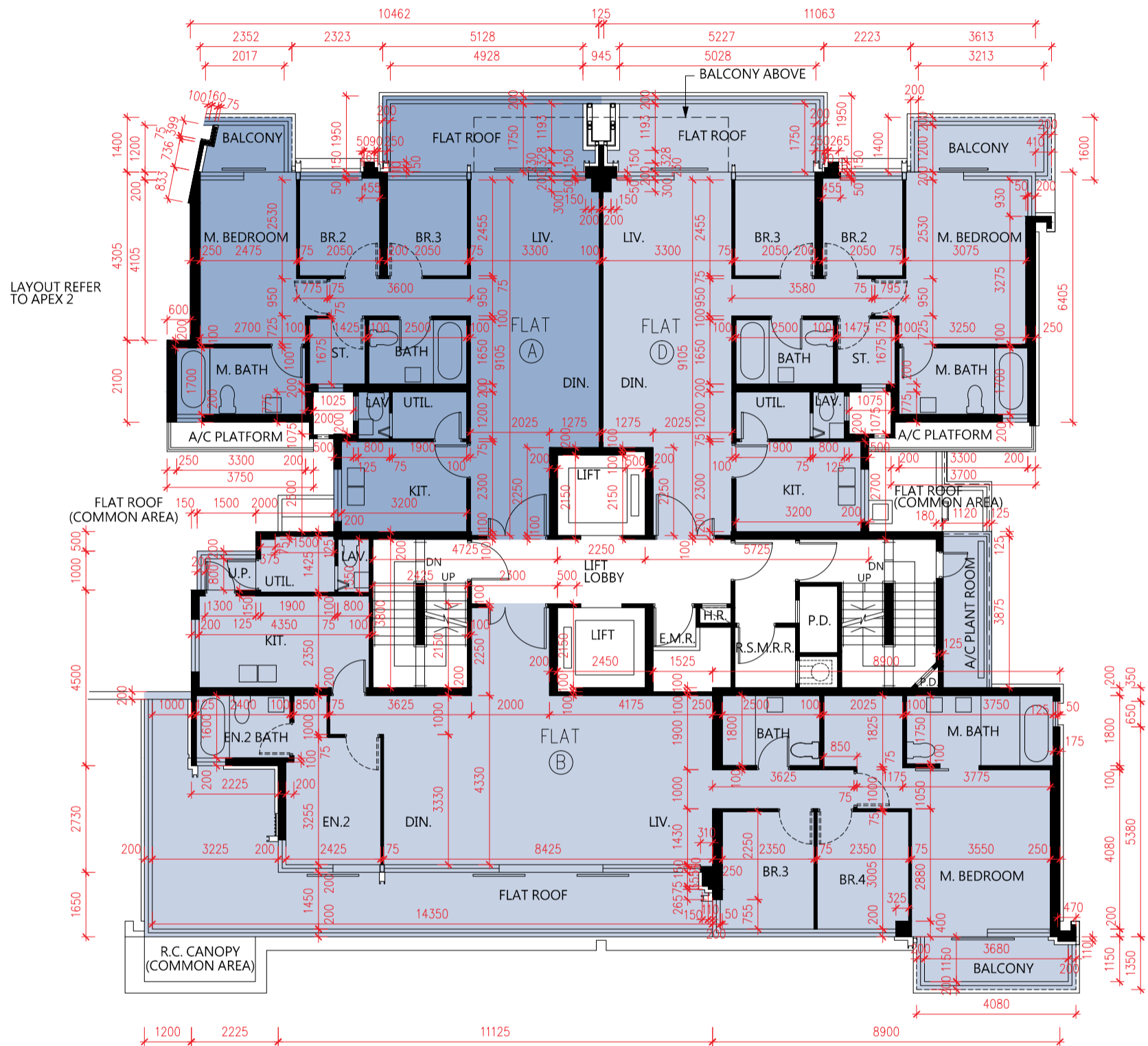
- The dimensions of floor plans are all structural dimensions in millimeter.
- Please refer to P.AL01 and P.AL02 of this sales brochure for remarks and legend of terms and abbreviations shown on this floor plan.

1. 1樓每個住宅物業的層與層之間的高度為3000毫米、3225毫米、3250毫米及3300毫米。
2. 1樓每個住宅物業的樓板(不包括灰泥)的厚度為150毫米、175毫米及300毫米。
3. 因住宅物業的較高樓層的結構牆的厚度遞減，較高樓層的內部面積，一般比較低樓層的內部面積稍大。

備註:

- 樓面平面圖之尺規所列數字為以毫米標示之建築結構尺寸。
- 請參閱本售樓說明書第AL01頁及AL02頁之附註及圖例以協助解讀此部分的平面圖及其顯示之名詞及簡稱。

Apex 3 2/F Floor Plan
Apex 3 座2樓平面圖



SCALE 比例尺: 7.5M(米)

1. The floor-to-floor height of each residential property for 2/F : (Flat A and Flat D) : 3000mm, 3225mm and 3300mm ; (Flat B) : 2800mm, 2950mm, 3000mm, 3225mm and 3300mm.
2. The thickness of the floor slabs (excluding plaster) of each residential property for 2/F : 150mm, 175mm and 200mm.
3. The internal areas of the residential properties on the upper floors will generally be slightly larger than those on the lower floors because of reducing thickness of the structural walls on the upper floors.

Notes:

- The dimensions of floor plans are all structural dimensions in millimeter.
- Please refer to P.AL01 and P.AL02 of this sales brochure for remarks and legend of terms and abbreviations shown on this floor plan.

1. 2樓每個住宅物業的層與層之間的高度:(A單位及D單位)為3000毫米、3225毫米及3300毫米;(B單位)為2800毫米、2950毫米、3000毫米、3225毫米及3300毫米。
2. 2樓每個住宅物業的樓板(不包括灰泥)的厚度為150毫米、175毫米及200毫米。
3. 因住宅物業的較高樓層的結構牆的厚度遞減,較高樓層的內部面積,一般比較低樓層的內部面積稍大。

備註:

- 樓面平面圖之尺規所列數字為以毫米標示之建築結構尺寸。
- 請參閱本售樓說明書第AL01頁及AL02頁之附註及圖例以協助解讀此部分的平面圖及其顯示之名詞及簡稱。

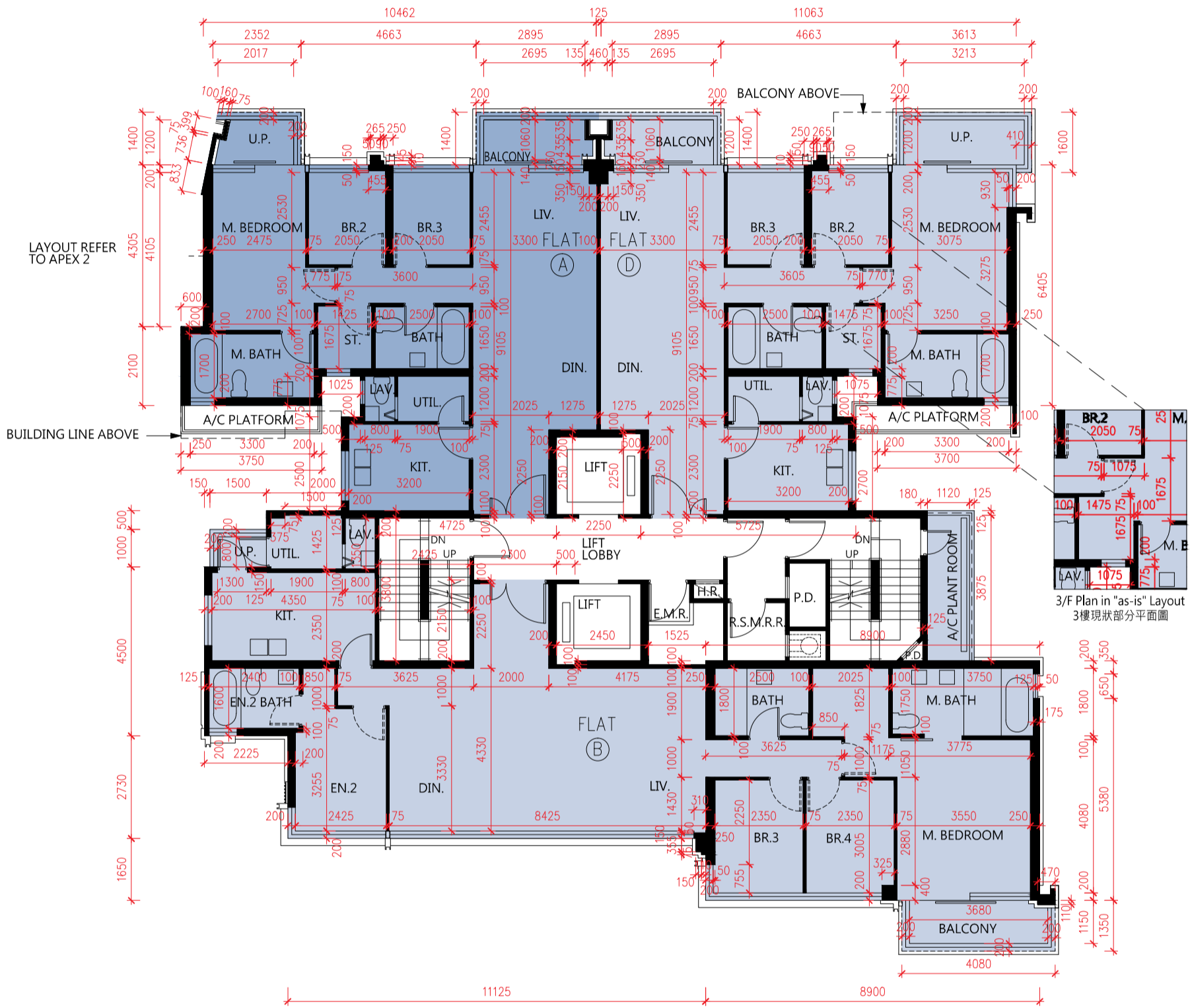


Floor Plans of Residential Properties in the Development

發展項目的住宅物業的樓面平面圖

Apex 3 3/F Floor Plan

Apex 3 座3樓平面圖



SCALE 比例尺: 7.5M(米)

1. The floor-to-floor height of each residential property for 3/F : (Flat A and Flat D) : 3000mm, 3225mm, 3250mm and 3300mm ; (Flat B) : 2800mm, 2950mm, 3000mm, 3225mm and 3300mm.
2. The thickness of the floor slabs (excluding plaster) of each residential property for 3/F : 150mm, 175mm and 200mm.
3. The internal areas of the residential properties on the upper floors will generally be slightly larger than those on the lower floors because of reducing thickness of the structural walls on the upper floors.

Notes:

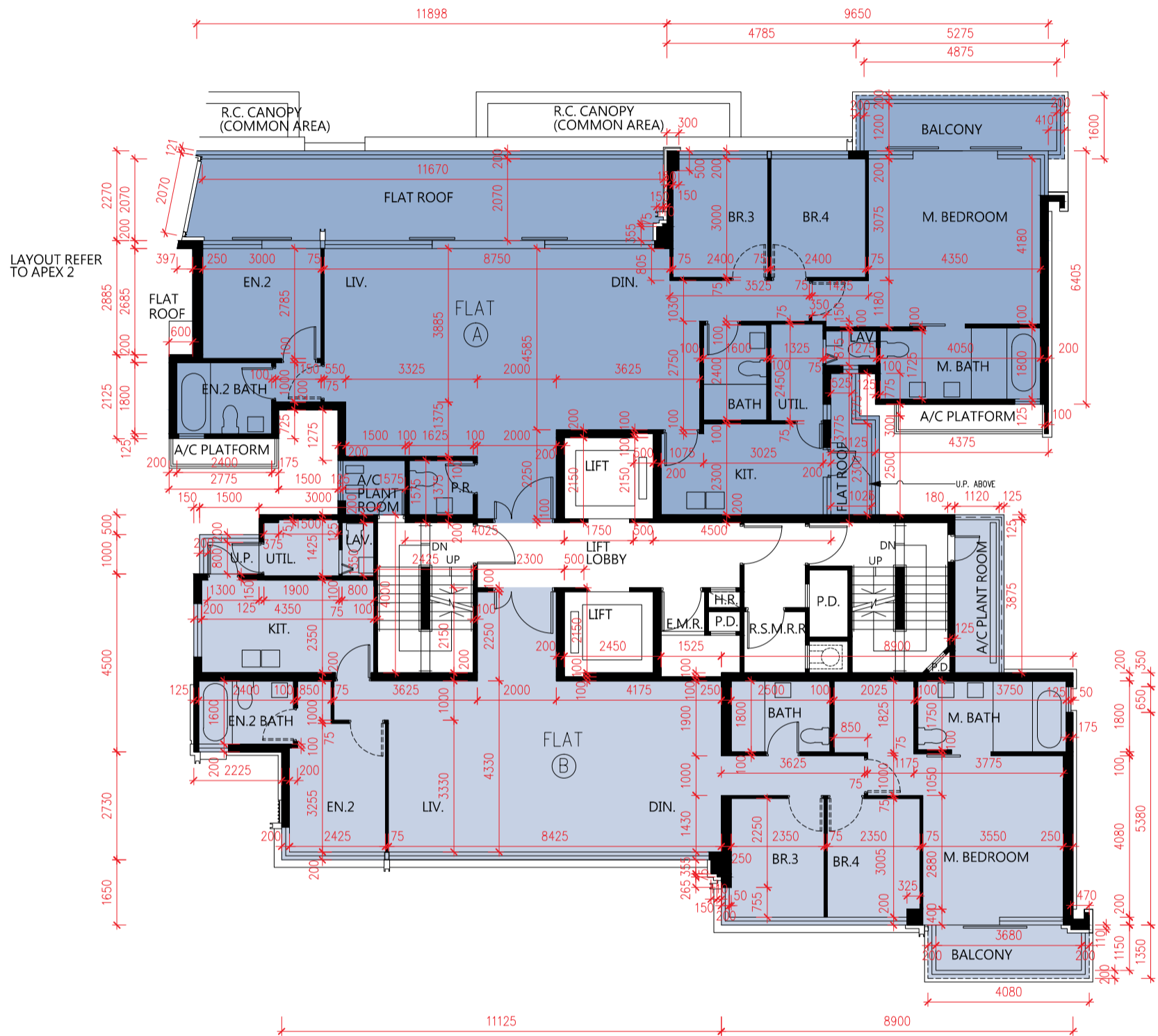
- The dimensions of floor plans are all structural dimensions in millimeter.
- Please refer to P.AL01 and P.AL02 of this sales brochure for remarks and legend of terms and abbreviations shown on this floor plan.
- The residential property has been altered by way of minor works or exempted works under the Buildings Ordinance and its subsidiary legislation.

1. 3樓每個住宅物業的層與層之間的高度:(A單位及D單位)為3000毫米、3225毫米、3250毫米及3300毫米;(B單位)為2800毫米、2950毫米、3000毫米、3225毫米及3300毫米。
2. 3樓每個住宅物業的樓板(不包括灰泥)的厚度為150毫米、175毫米及200毫米。
3. 因住宅物業的較高樓層的結構牆的厚度遞減，較高樓層的內部面積，一般比較低樓層的內部面積稍大。

備註:

- 樓面平面圖之尺規所列數字為以毫米標示之建築結構尺寸。
- 請參閱本售樓說明書第AL01頁及AL02頁之附註及圖例以協助解讀此部分的平面圖及其顯示之名詞及簡稱。
- 住宅物業已施行《建築物條例》及其附屬條例下小型工程或獲豁免入則的改動工程。

Apex 3 5/F Floor Plan
Apex 3 座5樓平面圖



SCALE 比例尺: 0 7.5M(米)

1. The floor-to-floor height of each residential property for 5/F : (Flat A) : 2800mm, 3000mm, 3225mm and 3300mm ; (Flat B) : 2800mm, 2950mm, 3000mm, 3225mm and 3300mm.
2. The thickness of the floor slabs (excluding plaster) of each residential property for 5/F : 150mm, 175mm and 200mm.
3. The internal areas of the residential properties on the upper floors will generally be slightly larger than those on the lower floors because of reducing thickness of the structural walls on the upper floors.

Notes:

- The dimensions of floor plans are all structural dimensions in millimeter.
- Please refer to P.AL01 and P.AL02 of this sales brochure for remarks and legend of terms and abbreviations shown on this floor plan.

1. 5樓每個住宅物業的層與層之間的高度:(A單位)為2800毫米、3000毫米、3225毫米及3300毫米;(B單位)為2800毫米、2950毫米、3000毫米、3225毫米及3300毫米。
2. 5樓每個住宅物業的樓板(不包括灰泥)的厚度為150毫米、175毫米及200毫米。
3. 因住宅物業的較高樓層的結構牆的厚度遞減,較高樓層的內部面積,一般比較低樓層的內部面積稍大。

備註:

- 樓面平面圖之尺規所列數字為以毫米標示之建築結構尺寸。
- 請參閱本售樓說明書第AL01頁及AL02頁之附註及圖例以協助解讀此部分的平面圖及其顯示之名詞及簡稱。

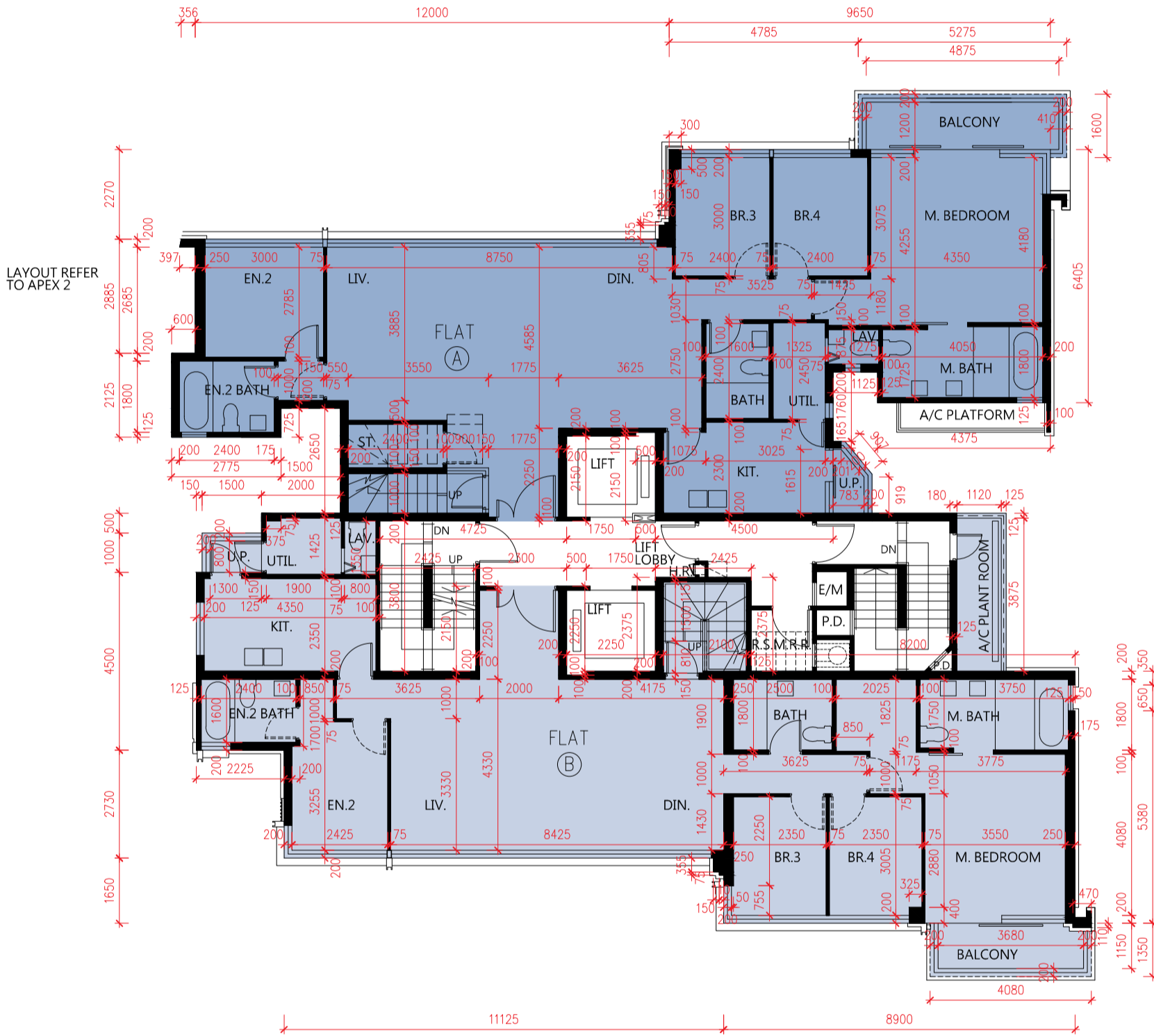


Floor Plans of Residential Properties in the Development

發展項目的住宅物業的樓面平面圖

Apex 3 6/F Floor Plan

Apex 3 座6樓平面圖



SCALE 比例尺: 7.5M(米)

1. The floor-to-floor height of each residential property for 6/F : 3300mm.
2. The thickness of the floor slabs (excluding plaster) of each residential property for 6/F : 150mm, 175mm and 200mm.
3. The internal areas of the residential properties on the upper floors will generally be slightly larger than those on the lower floors because of reducing thickness of the structural walls on the upper floors.

Notes:

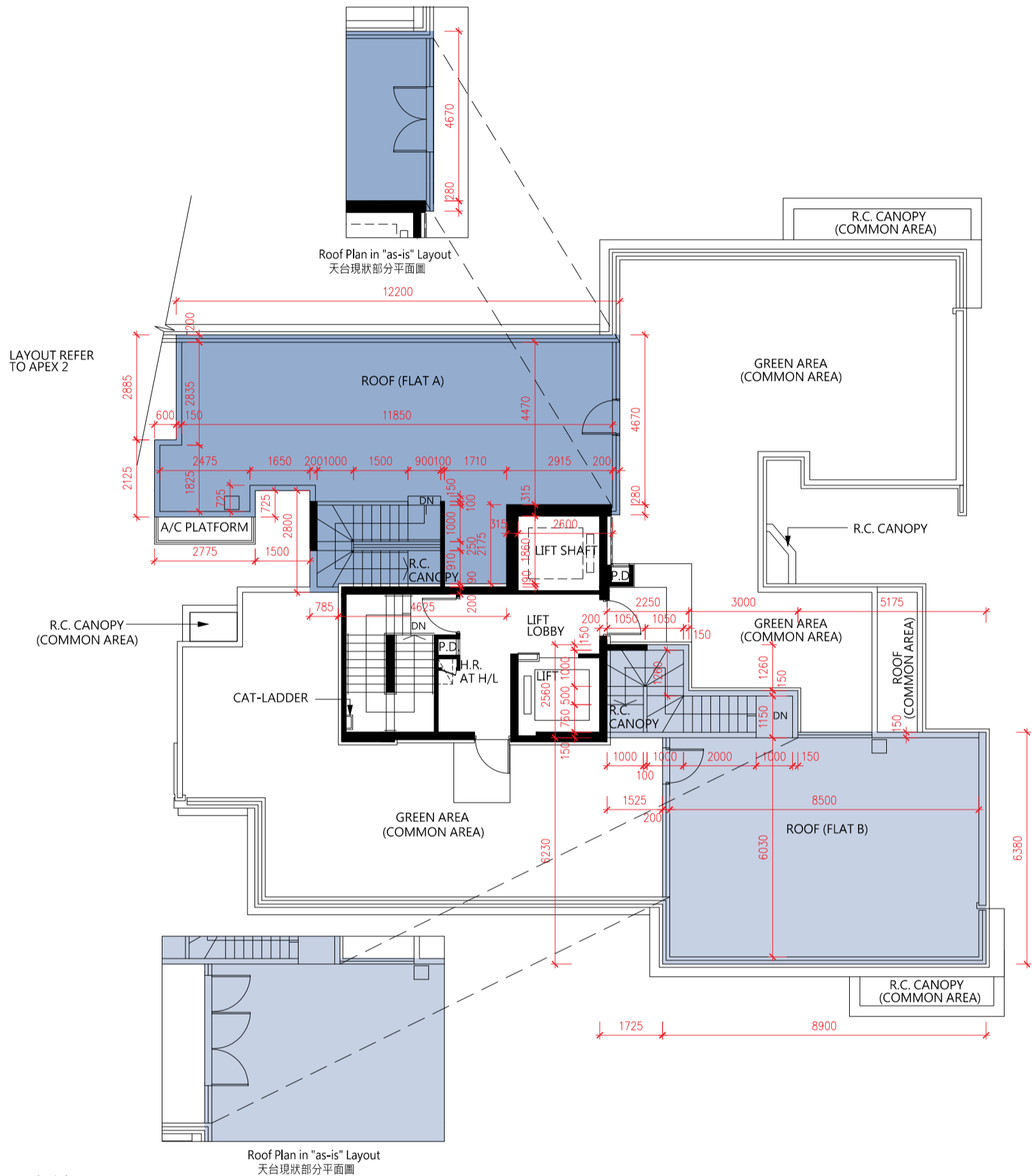
- The dimensions of floor plans are all structural dimensions in millimeter.
- Please refer to P.AL01 and P.AL02 of this sales brochure for remarks and legend of terms and abbreviations shown on this floor plan.

1. 6樓每個住宅物業的層與層之間的高度為3300毫米。
2. 6樓每個住宅物業的樓板(不包括灰泥)的厚度為150毫米、175毫米及200毫米。
3. 因住宅物業的較高樓層的結構牆的厚度遞減，較高樓層的內部面積，一般比較低樓層的內部面積稍大。

備註:

- 樓面平面圖之尺規所列數字為以毫米標示之建築結構尺寸。
- 請參閱本售樓說明書第AL01頁及AL02頁之附註及圖例以協助解讀此部分的平面圖及其顯示之名詞及簡稱。

Apex 3 R/F Floor Plan Apex 3 座天台平面圖



SCALE 比例尺: 0 7.5M(米)

1. The floor-to-floor height of each residential property for Roof : Not Applicable.
2. The thickness of the floor slabs (excluding plaster) of each residential property for Roof : Not Applicable.
3. The internal areas of the residential properties on the upper floors will generally be slightly larger than those on the lower floors because of reducing thickness of the structural walls on the upper floors.

Notes:

- The dimensions of floor plans are all structural dimensions in millimeter.
- Please refer to P.AL01 and P.AL02 of this sales brochure for remarks and legend of terms and abbreviations shown on this floor plan.
- The residential property has been altered by way of minor works or exempted works under the Buildings Ordinance and its subsidiary legislation.

1. 天台每個住宅物業的層與層之間的高度:不適用。
2. 天台每個住宅物業的樓板(不包括灰泥)的厚度:不適用。
3. 因住宅物業的較高樓層的結構牆的厚度遞減,較高樓層的內部面積,一般比較低樓層的內部面積稍大。

備註:

- 樓面平面圖之尺規所列數字為以毫米標示之建築結構尺寸。
- 請參閱本售樓說明書第AL01頁及AL02頁之附註及圖例以協助解讀此部分的平面圖及其顯示之名詞及簡稱。
- 住宅物業已施行《建築物條例》及其附屬條例下小型工程或獲豁免入則的改動工程。



Area of Residential Properties in the Development 發展項目中的住宅物業的面積

The saleable area of the residential property and the floor area of balcony, utility platform and verandah (if any) are calculated in accordance with Section 8 of the Residential Properties (First-hand Sales) Ordinance; and the areas of the other specified items (not included in the saleable area) are calculated in accordance with Part 2 of Schedule 2 to the Residential Properties (First-hand Sales) Ordinance.

Description of Residential Property 物業的描述	Saleable Area (including balcony, utility platform and verandah, if any) sq. metre (sq.ft.) 實用面積 (包括露台，工作平台及陽台(如有))平方米(平方呎)
House Number 屋號	
House Premier 1 Premier 1 洋房	272.935 (2938) Balcony 露台 : 5.991 (64) Utility Platform 工作平台 : - Verandah 陽台 : -
House Premier 2 Premier 2 洋房	268.672 (2892) Balcony 露台 : 5.988 (64) Utility Platform 工作平台 : - Verandah 陽台 : -
House Premier 3 Premier 3 洋房	268.672 (2892) Balcony 露台 : 5.988 (64) Utility Platform 工作平台 : - Verandah 陽台 : -
House Premier 5 Premier 5 洋房	272.932 (2938) Balcony 露台 : 5.988 (64) Utility Platform 工作平台 : - Verandah 陽台 : -
House Premier 6 Premier 6 洋房	350.905 (3777) Balcony 露台 : 5.996 (65) Utility Platform 工作平台 : - Verandah 陽台 : -
House Premier 7 Premier 7 洋房	347.440 (3740) Balcony 露台 : 5.996 (65) Utility Platform 工作平台 : - Verandah 陽台 : -
House Premier 8 Premier 8 洋房	348.280 (3749) Balcony 露台 : 5.996 (65) Utility Platform 工作平台 : - Verandah 陽台 : -
House Premier 9 Premier 9 洋房	349.289 (3760) Balcony 露台 : 5.996 (65) Utility Platform 工作平台 : - Verandah 陽台 : -
House Premier 10 Premier 10 洋房	270.476 (2911) Balcony 露台 : 5.988 (64) Utility Platform 工作平台 : - Verandah 陽台 : -
House Premier 11 Premier 11 洋房	269.847 (2905) Balcony 露台 : 5.988 (64) Utility Platform 工作平台 : - Verandah 陽台 : -
House Premier 12 Premier 12 洋房	269.847 (2905) Balcony 露台 : 5.988 (64) Utility Platform 工作平台 : - Verandah 陽台 : -
House Premier 15 Premier 15 洋房	272.932 (2938) Balcony 露台 : 5.988 (64) Utility Platform 工作平台 : - Verandah 陽台 : -

Note:

- The areas as specified above in square feet are converted at a rate of 1 square metre = 10.764 square feet and rounded off to the nearest whole square feet, which may be slightly different from that shown in square metre.
- House Premier 4, House Premier 13 and House Premier 14 are omitted.

住宅物業的實用面積、以及露台、工作平台及陽台(如有)的樓面面積，是按照《一手住宅物業銷售條例》第8條計算得出的。其他指明項目的面積(不計算入實用面積)，是按照《一手住宅物業銷售條例》附表2第2部計算得出的。

Area of other specified items (Not included in the Saleable Area) sq. metre (sq.ft.) 其他指明項目的面積(不計算入實用面積)平方米(平方呎)									
Air-conditioning plant room 空調機房	Bay window 窗台	Cockloft 閣樓	Flat roof 平台	Garden 花園	Parking space 停車位	Roof 天台	Stairhood 梯屋	Terrace 前庭	Yard 庭院
-	-	-	9.880 (106)	42.185 (454)	44.160 (475)	61.300 (660)	2.755 (30)	-	14.136 (152)
-	-	-	9.584 (103)	24.641 (265)	44.615 (480)	61.342 (660)	2.755 (30)	-	14.136 (152)
-	-	-	9.575 (103)	24.641 (265)	44.890 (483)	61.342 (660)	2.755 (30)	-	14.136 (152)
-	-	-	9.762 (105)	24.808 (267)	45.246 (487)	61.324 (660)	2.755 (30)	-	14.136 (152)
-	-	-	10.424 (112)	38.100 (410)	38.520 (415)	76.820 (827)	4.899 (53)	-	4.780 (51)
-	-	-	10.448 (112)	40.993 (441)	43.767 (471)	76.847 (827)	4.899 (53)	-	4.837 (52)
-	-	-	10.451 (112)	58.387 (628)	47.563 (512)	76.847 (827)	4.899 (53)	-	6.183 (67)
-	-	-	10.451 (112)	60.053 (646)	46.166 (497)	76.900 (828)	4.899 (53)	-	6.898 (74)
-	-	-	9.744 (105)	48.736 (525)	46.506 (501)	61.477 (662)	2.755 (30)	-	10.138 (109)
-	-	-	9.744 (105)	33.221 (358)	45.509 (490)	61.366 (661)	2.755 (30)	-	9.001 (97)
-	-	-	9.744 (105)	30.292 (326)	45.455 (489)	61.372 (661)	2.755 (30)	-	9.003 (97)
-	-	-	9.707 (104)	27.541 (296)	43.476 (468)	61.374 (661)	2.755 (30)	-	9.221 (99)

備註:

1. 上述以英制之平方呎列明之面積，均以1平方米=10.764平方呎換算，並以四捨五入至整數平方呎，平方呎與平方米之數字可能有些微差異。
2. 不設Premier 4 洋房、Premier 13 洋房及Premier 14 洋房。



Area of Residential Properties in the Development 發展項目中的住宅物業的面積

The saleable area of the residential property and the floor area of balcony, utility platform and verandah (if any) are calculated in accordance with Section 8 of the Residential Properties (First-hand Sales) Ordinance; and the areas of the other specified items (not included in the saleable area) are calculated in accordance with Part 2 of Schedule 2 to the Residential Properties (First-hand Sales) Ordinance.

Description of Residential Property 物業的描述	Saleable Area (including balcony, utility platform and verandah, if any) sq. metre (sq.ft.) 實用面積 (包括露台，工作平台及陽台(如有))平方米(平方呎)
House Number 屋號	
House Sommet 1 Sommet 1 洋房	350.499 (3773) Balcony 露台 : 5.996 (65) Utility Platform 工作平台 : - Verandah 陽台 : -
House Sommet 2 Sommet 2 洋房	346.240 (3727) Balcony 露台 : 5.996 (65) Utility Platform 工作平台 : - Verandah 陽台 : -
House Sommet 3 Sommet 3 洋房	346.240 (3727) Balcony 露台 : 5.996 (65) Utility Platform 工作平台 : - Verandah 陽台 : -
House Sommet 5 Sommet 5 洋房	346.240 (3727) Balcony 露台 : 5.996 (65) Utility Platform 工作平台 : - Verandah 陽台 : -
House Sommet 6 Sommet 6 洋房	346.795 (3733) Balcony 露台 : 5.996 (65) Utility Platform 工作平台 : - Verandah 陽台 : -
House Sommet 7 Sommet 7 洋房	347.970 (3746) Balcony 露台 : 5.996 (65) Utility Platform 工作平台 : - Verandah 陽台 : -
House Sommet 8 Sommet 8 洋房	272.932 (2938) Balcony 露台 : 5.988 (64) Utility Platform 工作平台 : - Verandah 陽台 : -
House Sommet 9 Sommet 9 洋房	277.458 (2987) Balcony 露台 : 5.996 (65) Utility Platform 工作平台 : - Verandah 陽台 : -
House Sommet 10 Sommet 10 洋房	245.085 (2638) Balcony 露台 : 6.000 (65) Utility Platform 工作平台 : - Verandah 陽台 : -
House Sommet 11 Sommet 11 洋房	242.441 (2610) Balcony 露台 : 5.999 (65) Utility Platform 工作平台 : - Verandah 陽台 : -
House Sommet 12 Sommet 12 洋房	239.904 (2582) Balcony 露台 : 5.999 (65) Utility Platform 工作平台 : - Verandah 陽台 : -
House Sommet 15 Sommet 15 洋房	242.466 (2610) Balcony 露台 : 5.999 (65) Utility Platform 工作平台 : - Verandah 陽台 : -

Note:

- The areas as specified above in square feet are converted at a rate of 1 square metre = 10.764 square feet and rounded off to the nearest whole square feet, which may be slightly different from that shown in square metre.
- House Premier 4, House Premier 13, House Premier 14, House Sommet 4, House Sommet 13 and House Sommet 14 are omitted.

住宅物業的實用面積、以及露台、工作平台及陽台(如有)的樓面面積，是按照《一手住宅物業銷售條例》第8條計算得出的。其他指明項目的面積(不計算入實用面積)，是按照《一手住宅物業銷售條例》附表2第2部計算得出的。

Area of other specified items (Not included in the Saleable Area) sq. metre (sq.ft.) 其他指明項目的面積(不計算入實用面積)平方米(平方呎)									
Air-conditioning plant room 空調機房	Bay window 窗台	Cockloft 閣樓	Flat roof 平台	Garden 花園	Parking space 停車位	Roof 天台	Stairhood 梯屋	Terrace 前庭	Yard 庭院
-	-	-	10.387 (112)	35.479 (382)	40.858 (440)	76.876 (827)	4.899 (53)	-	6.052 (65)
-	-	-	10.414 (112)	34.436 (371)	40.820 (439)	76.901 (828)	4.899 (53)	-	6.853 (74)
-	-	-	10.454 (113)	42.083 (453)	39.367 (424)	76.845 (827)	4.899 (53)	-	5.395 (58)
-	-	-	10.454 (113)	43.227 (465)	43.125 (464)	76.845 (827)	4.899 (53)	-	3.859 (42)
-	-	-	10.454 (113)	32.979 (355)	47.741 (514)	76.847 (827)	4.899 (53)	-	4.304 (46)
-	-	-	10.597 (114)	35.434 (381)	36.618 (394)	76.799 (827)	4.899 (53)	-	3.696 (40)
-	-	-	9.744 (105)	38.039 (409)	33.627 (362)	61.305 (660)	2.755 (30)	-	12.727 (137)
-	-	-	10.229 (110)	68.025 (732)	47.409 (510)	59.469 (640)	3.325 (36)	-	21.619 (233)
-	-	-	7.486 (81)	35.095 (378)	52.229 (562)	49.536 (533)	3.088 (33)	-	3.344 (36)
-	-	-	8.160 (88)	25.332 (273)	43.809 (472)	52.450 (565)	3.230 (35)	-	3.021 (33)
-	-	-	8.160 (88)	43.569 (469)	39.792 (428)	52.468 (565)	3.230 (35)	-	11.402 (123)
-	-	-	8.160 (88)	54.061 (582)	40.608 (437)	52.468 (565)	3.230 (35)	-	10.357 (111)

備註:

1. 上述以英制之平方呎列明之面積，均以1平方米=10.764平方呎換算，並以四捨五入至整數平方呎，平方呎與平方米之數字可能有些微差異。
2. 不設Premier 4 洋房、Premier 13 洋房、Premier 14 洋房、Sommet 4 洋房、Sommet 13 洋房及Sommet 14 洋房。



Area of Residential Properties in the Development 發展項目中的住宅物業的面積

The saleable area of the residential property and the floor area of balcony, utility platform and verandah (if any) are calculated in accordance with Section 8 of the Residential Properties (First-hand Sales) Ordinance; and the areas of the other specified items (not included in the saleable area) are calculated in accordance with Part 2 of Schedule 2 to the Residential Properties (First-hand Sales) Ordinance.

Description of Residential Property 物業的描述			Saleable Area (including balcony, utility platform and verandah, if any) sq. metre (sq.ft.) 實用面積 (包括露台，工作平台及陽台(如有))平方米(平方呎)
Block Name 大廈名稱	Floor 樓層	Unit 單位	
Apex 1 Apex 1 座	G/F & 1/F (Duplex) 地面層及1樓 (複式)	C	160.864 (1732) Balcony 露台 : 5.325 (57) Utility Platform 工作平台 : - Verandah 陽台 : -
	2/F 2樓	A	93.053 (1002) Balcony 露台 : 5.203 (56) Utility Platform 工作平台 : - Verandah 陽台 : -
		D	85.844 (924) Balcony 露台 : - Utility Platform 工作平台 : - Verandah 陽台 : -
	2/F & 3/F (Duplex) 2樓及3樓 (複式)	B	172.326 (1855) Balcony 露台 : 5.606 (60) Utility Platform 工作平台 : - Verandah 陽台 : -
		C	164.642 (1772) Balcony 露台 : 5.325 (57) Utility Platform 工作平台 : 5.325 (57) Verandah 陽台 : -
	3/F 3樓	A	97.289 (1047) Balcony 露台 : 4.236 (46) Utility Platform 工作平台 : 5.203 (56) Verandah 陽台 : -
		D	91.777 (988) Balcony 露台 : 4.236 (46) Utility Platform 工作平台 : 1.697 (18) Verandah 陽台 : -
	5/F 5樓	A	148.469 (1598) Balcony 露台 : 5.378 (58) Utility Platform 工作平台 : - Verandah 陽台 : -
	5/F & 6/F (Duplex) 5樓及6樓 (複式)	B	175.858 (1893) Balcony 露台 : 5.629 (61) Utility Platform 工作平台 : 5.629 (61) Verandah 陽台 : -
		C	162.323 (1747) Balcony 露台 : 5.325 (57) Utility Platform 工作平台 : 5.325 (57) Verandah 陽台 : -
	6/F 6樓	A	161.451 (1738) Balcony 露台 : 5.378 (58) Utility Platform 工作平台 : 1.697 (18) Verandah 陽台 : -

Note:

- The areas as specified above in square feet are converted at a rate of 1 square metre = 10.764 square feet and rounded off to the nearest whole square feet, which may be slightly different from that shown in square metre.
- 4/F is omitted.

住宅物業的實用面積、以及露台、工作平台及陽台(如有)的樓面面積，是按照《一手住宅物業銷售條例》第8條計算得出的。其他指明項目的面積(不計算入實用面積)，是按照《一手住宅物業銷售條例》附表2第2部計算得出的。

Area of other specified items (Not included in the Saleable Area) sq. metre (sq.ft.) 其他指明項目的面積(不計算入實用面積)平方米(平方呎)									
Air-conditioning plant room 空調機房	Bay window 窗台	Cockloft 閣樓	Flat roof 平台	Garden 花園	Parking space 停車位	Roof 天台	Stairhood 梯屋	Terrace 前庭	Yard 庭院
3.472 (37)	-	-	-	54.065 (582)	-	-	-	-	-
-	-	-	8.295 (89)	-	-	-	-	-	-
-	-	-	15.322 (165)	-	-	-	-	-	-
5.410 (58)	-	-	15.189 (163)	-	-	-	-	-	-
3.498 (38)	-	-	-	-	-	-	-	-	-
-	-	-	-	-	-	-	-	-	-
-	-	-	-	-	-	-	-	-	-
2.262 (24)	-	-	26.392 (284)	-	-	-	-	-	-
2.705 (29)	-	-	-	-	-	74.456 (801)	-	-	-
1.749 (19)	-	-	-	-	-	56.093 (604)	-	-	-
-	-	-	-	-	-	63.064 (679)	-	-	-

備註:

1. 上述以英制之平方呎列明之面積，均以1平方米=10.764平方呎換算，並以四捨五入至整數平方呎，平方呎與平方米之數字可能有些微差異。
2. 不設4樓。



Area of Residential Properties in the Development 發展項目中的住宅物業的面積

The saleable area of the residential property and the floor area of balcony, utility platform and verandah (if any) are calculated in accordance with Section 8 of the Residential Properties (First-hand Sales) Ordinance; and the areas of the other specified items (not included in the saleable area) are calculated in accordance with Part 2 of Schedule 2 to the Residential Properties (First-hand Sales) Ordinance.

Description of Residential Property 物業的描述			Saleable Area (including balcony, utility platform and verandah, if any) sq. metre (sq.ft.) 實用面積 (包括露台, 工作平台及陽台(如有))平方米(平方呎)
Block Name 大廈名稱	Floor 樓層	Unit 單位	
Apex 2 Apex 2 座	G/F & 1/F (Duplex) 地面層及1樓 (複式)	B	159.144 (1713) Balcony 露台 : 5.325 (57) Utility Platform 工作平台 : - Verandah 陽台 : -
		C	158.463 (1706) Balcony 露台 : 4.519 (49) Utility Platform 工作平台 : - Verandah 陽台 : -
	2/F 2樓	A	85.844 (924) Balcony 露台 : - Utility Platform 工作平台 : - Verandah 陽台 : -
		B	141.107 (1519) Balcony 露台 : 5.325 (57) Utility Platform 工作平台 : 1.500 (16) Verandah 陽台 : -
		D	88.744 (955) Balcony 露台 : 3.050 (33) Utility Platform 工作平台 : - Verandah 陽台 : -
	3/F 3樓	A	91.777 (988) Balcony 露台 : 4.236 (46) Utility Platform 工作平台 : 1.697 (18) Verandah 陽台 : -
		B	141.107 (1519) Balcony 露台 : 5.325 (57) Utility Platform 工作平台 : 1.500 (16) Verandah 陽台 : -
		D	92.980 (1001) Balcony 露台 : 4.236 (46) Utility Platform 工作平台 : 3.050 (33) Verandah 陽台 : -
	5/F 5樓	A	146.599 (1578) Balcony 露台 : 5.378 (58) Utility Platform 工作平台 : - Verandah 陽台 : -
		B	141.207 (1520) Balcony 露台 : 5.325 (57) Utility Platform 工作平台 : 1.500 (16) Verandah 陽台 : -
	6/F 6樓	A	148.594 (1599) Balcony 露台 : 5.378 (58) Utility Platform 工作平台 : 1.697 (18) Verandah 陽台 : -
		B	141.219 (1520) Balcony 露台 : 5.325 (57) Utility Platform 工作平台 : 1.500 (16) Verandah 陽台 : -

Note:

- The areas as specified above in square feet are converted at a rate of 1 square metre = 10.764 square feet and rounded off to the nearest whole square feet, which may be slightly different from that shown in square metre.
- 4/F is omitted.

住宅物業的實用面積、以及露台、工作平台及陽台(如有)的樓面面積，是按照《一手住宅物業銷售條例》第8條計算得出的。其他指明項目的面積(不計算入實用面積)，是按照《一手住宅物業銷售條例》附表2第2部計算得出的。

Area of other specified items (Not included in the Saleable Area) sq. metre (sq.ft.) 其他指明項目的面積(不計算入實用面積)平方米(平方呎)									
Air-conditioning plant room 空調機房	Bay window 窗台	Cockloft 閣樓	Flat roof 平台	Garden 花園	Parking space 停車位	Roof 天台	Stairhood 梯屋	Terrace 前庭	Yard 庭院
4.144 (45)	-	-	-	52.489 (565)	-	-	-	-	-
3.218 (35)	-	-	-	51.045 (549)	-	-	-	-	-
-	-	-	15.311 (165)	-	-	-	-	-	-
4.340 (47)	-	-	28.546 (307)	-	-	-	-	-	-
-	-	-	7.571 (81)	-	-	-	-	-	-
-	-	-	-	-	-	-	-	-	-
4.340 (47)	-	-	-	-	-	-	-	-	-
-	-	-	-	-	-	-	-	-	-
2.139 (23)	-	-	25.761 (277)	-	-	-	-	-	-
4.340 (47)	-	-	-	-	-	-	-	-	-
-	-	-	-	-	-	62.046 (668)	-	-	-
4.340 (47)	-	-	-	-	-	56.805 (611)	-	-	-

備註:

1. 上述以英制之平方呎列明之面積，均以1平方米=10.764平方呎換算，並以四捨五入至整數平方呎，平方呎與平方米之數字可能有些微差異。
2. 不設4樓。



Area of Residential Properties in the Development 發展項目中的住宅物業的面積

The saleable area of the residential property and the floor area of balcony, utility platform and verandah (if any) are calculated in accordance with Section 8 of the Residential Properties (First-hand Sales) Ordinance; and the areas of the other specified items (not included in the saleable area) are calculated in accordance with Part 2 of Schedule 2 to the Residential Properties (First-hand Sales) Ordinance.

Description of Residential Property 物業的描述			Saleable Area (including balcony, utility platform and verandah, if any) sq. metre (sq.ft.) 實用面積 (包括露台, 工作平台及陽台(如有))平方米(平方呎)
Block Name 大廈名稱	Floor 樓層	Unit 單位	
Apex 3 Apex 3 座	G/F & 1/F (Duplex) 地面層及1樓 (複式)	B	158.338 (1704) Balcony 露台 : 4.519 (49) Utility Platform 工作平台 : - Verandah 陽台 : -
		C	159.899 (1721) Balcony 露台 : 5.382 (58) Utility Platform 工作平台 : - Verandah 陽台 : -
	2/F 2樓	A	88.794 (956) Balcony 露台 : 3.050 (33) Utility Platform 工作平台 : - Verandah 陽台 : -
		B	141.470 (1523) Balcony 露台 : 5.382 (58) Utility Platform 工作平台 : 1.500 (16) Verandah 陽台 : -
		D	93.494 (1006) Balcony 露台 : 5.140 (55) Utility Platform 工作平台 : - Verandah 陽台 : -
	3/F 3樓	A	93.030 (1001) Balcony 露台 : 4.236 (46) Utility Platform 工作平台 : 3.050 (33) Verandah 陽台 : -
		B	141.470 (1523) Balcony 露台 : 5.382 (58) Utility Platform 工作平台 : 1.500 (16) Verandah 陽台 : -
		D	97.730 (1052) Balcony 露台 : 4.236 (46) Utility Platform 工作平台 : 5.140 (55) Verandah 陽台 : -
	5/F 5樓	A	151.286 (1628) Balcony 露台 : 7.467 (80) Utility Platform 工作平台 : - Verandah 陽台 : -
		B	141.570 (1524) Balcony 露台 : 5.382 (58) Utility Platform 工作平台 : 1.500 (16) Verandah 陽台 : -
	6/F 6樓	A	153.281 (1650) Balcony 露台 : 7.467 (80) Utility Platform 工作平台 : 1.697 (18) Verandah 陽台 : -
		B	141.573 (1524) Balcony 露台 : 5.382 (58) Utility Platform 工作平台 : 1.500 (16) Verandah 陽台 : -

Note:

- The areas as specified above in square feet are converted at a rate of 1 square metre = 10.764 square feet and rounded off to the nearest whole square feet, which may be slightly different from that shown in square metre.
- 4/F is omitted.

住宅物業的實用面積、以及露台、工作平台及陽台(如有)的樓面面積，是按照《一手住宅物業銷售條例》第8條計算得出的。其他指明項目的面積(不計算入實用面積)，是按照《一手住宅物業銷售條例》附表2第2部計算得出的。

Area of other specified items (Not included in the Saleable Area) sq. metre (sq.ft.) 其他指明項目的面積(不計算入實用面積)平方米(平方呎)									
Air-conditioning plant room 空調機房	Bay window 窗台	Cockloft 閣樓	Flat roof 平台	Garden 花園	Parking space 停車位	Roof 天台	Stairhood 梯屋	Terrace 前庭	Yard 庭院
5.676 (61)	-	-	-	45.840 (493)	-	-	-	-	-
4.340 (47)	-	-	-	62.070 (668)	-	-	-	-	-
-	-	-	8.149 (88)	-	-	-	-	-	-
4.340 (47)	-	-	28.419 (306)	-	-	-	-	-	-
-	-	-	8.295 (89)	-	-	-	-	-	-
-	-	-	-	-	-	-	-	-	-
4.340 (47)	-	-	-	-	-	-	-	-	-
-	-	-	-	-	-	-	-	-	-
2.139 (23)	-	-	25.761 (277)	-	-	-	-	-	-
4.340 (47)	-	-	-	-	-	-	-	-	-
-	-	-	-	-	-	62.046 (668)	-	-	-
4.340 (47)	-	-	-	-	-	56.805 (611)	-	-	-

備註:

1. 上述以英制之平方呎列明之面積，均以1平方米=10.764平方呎換算，並以四捨五入至整數平方呎，平方呎與平方米之數字可能有些微差異。
2. 不設4樓。



Floor Plans of Parking Spaces in the Development

發展項目中的停車位的樓面平面圖

B/F Plan
地庫層平面圖



SCALE 比例尺: 0 10M(米) 20M(米)

LOCATION, NUMBER, DIMENSIONS AND AREA OF PARKING SPACES
停車位位置、數目、尺寸及面積

Type of Parking Space 停車位類別	Location 位置	Number 數目	Dimensions (L x W)(m.) 尺寸(長 x 闊)(米)	Area of each parking space(sq.m.) 每個停車位面積(平方米)
Individual Residential Car Parking Space 獨立住宅停車位	B/F 地庫層	32	5 x 2.5	12.5
Residential (Accessible) Parking Space 住宅(暢通易達)停車位	B/F 地庫層	1	5 x 3.5	17.5
Visitors' Car Parking Space 訪客停車位	B/F 地庫層	1	5 x 2.5	12.5
Visitors' (Accessible) Parking Space 訪客(暢通易達)停車位	B/F 地庫層	1	5 x 3.5	17.5
Motor Cycle Parking Space 電單車停車位	B/F 地庫層	4	2.5 x 1	2.5
House Residential Car Parking Space 洋房住宅停車位	B/F 地庫層	48	5 x 2.5	12.5

G/F Plan
地面層平面圖



SCALE 比例尺: 0 10M(米) 20M(米)

LOCATION, NUMBER, DIMENSIONS AND AREA OF PARKING SPACES:
停車位位置、數目、尺寸及面積

Type of Parking Space 停車位類別	Location 位置	Number 數目	Dimensions (L x W)(m.) 尺寸(長 x 闊)(米)	Area of each parking space(sq.m.) 每個停車位面積(平方米)
Residential Loading and Unloading Space 住宅上落貨車位	G/F 地面層	3	11 x 3.5	38.5



Summary of the Preliminary Agreement for Sale and Purchase 臨時買賣合約的摘要

1. A preliminary deposit of 5% is payable on the signing of the preliminary agreement for sale and purchase (the “preliminary agreement”);
 2. The preliminary deposit paid by the purchaser on the signing of the preliminary agreement will be held by a firm of solicitors acting for the owner, as stakeholders;
 3. If the purchaser fails to execute the agreement for sale and purchase within 5 working days after the date on which the purchaser enters into the preliminary agreement —
 - (i) the preliminary agreement is terminated;
 - (ii) the preliminary deposit is forfeited; and
 - (iii) the owner does not have any further claim against the purchaser for the failure.
1. 在簽署臨時買賣合約（該“臨時合約”）時須支付款額為5%的臨時訂金；
 2. 買方在簽署該臨時合約時支付的臨時訂金，會由代表擁有人行事的律師事務所以保證金保存人的身分持有；
 3. 如買方沒有於訂立該臨時合約的日期之後5個工作日內簽立買賣合約—
 - (i) 該臨時合約即告終止；
 - (ii) 有關的臨時訂金即予沒收；及
 - (iii) 擁有人不得就買方沒有簽立買賣合約而針對買方提出進一步申索。

Summary of Deed of Mutual Covenant

公契的摘要

A. Common parts of the Development

According to the latest draft Deed of Mutual Covenant incorporating a Management Agreement (“DMC”) :-

1. “Common Areas” means collectively the Car Park Common Areas, the Residential Towers Common Areas, the Residential Houses Common Areas, the Residential Common Areas and the Development Common Areas and all those parts of the Development designated as common areas in any Sub-Deed of Mutual Covenant to be entered into between the Vendor with other co-owners of the Development after the DMC setting forth the rights and obligations of the Owners of any part or parts of the Development (“Sub-Deed”).
2. “Common Facilities” means collectively the Car Park Common Facilities, the Residential Towers Common Facilities, the Residential Houses Common Facilities, the Residential Common Facilities and the Development Common Facilities and such of the facilities of the Development designated as common facilities in any Sub-Deed.
3. “Car Park Common Areas” means and includes the whole of the Car Park except the Separate Residential Car Parking Spaces and the Motor Cycle Parking Spaces therein and which are shown on the Basement Floor Plan and Ground Floor Plan (certified as to their accuracy by or on behalf of an Authorized Person) annexed to the DMC and coloured orange and include such other areas of and in the Development as are now or may from time to time be designated by the Vendor as Car Park Common Areas in accordance with the provisions of Clause 9(a)(vi) of Section I of the DMC or any Sub-Deed but shall exclude the Residential Towers Common Areas, the Residential Houses Common Areas, the Residential Common Areas and the Development Common Areas and for the avoidance of doubt shall not include the Residential Houses or any part thereof PROVIDED THAT, where appropriate, if (a) any parts of the Development covered by paragraph (a) of the definition of “common parts” set out in Section 2 of the Building Management Ordinance (Cap.344) and/or (b) any parts specified in the Schedule 1 to the Building Management Ordinance (Cap.344) and included under paragraph (b) of the definition of “common parts” set out in Section 2 of the Building Management Ordinance (Cap.344), shall also be covered by the provisions hereinbefore provided, such parts shall be deemed to have been included as, and shall form part of, the Car Park Common Areas but shall not include the Development Common Areas, the Residential Towers Common Areas, the Residential Houses Common Areas and the Residential Common Areas.
4. “Car Park Common Facilities” means and includes pipes, drains, wires, cables, trenches, air-ducts and lighting in the Car Park, fire fighting installation and equipment, and any other apparatus, devices, systems and facilities installed for the exclusive use and benefit of the Residential Car Parking Spaces, the Motor Cycle Parking Spaces and/or the Car Park Common Areas but shall not include the Residential Towers Common Facilities, the Residential Houses Common Facilities, the Residential Common Facilities and the Development Common Facilities and for the avoidance of doubt shall not include the Residential Houses or any part thereof.
5. “Residential Towers Common Areas” means and includes those areas as shown and coloured green on the plans certified as to their accuracy by or on behalf of the Authorized Person and annexed to the DMC which include the part of the Greenery Area and the green wall areas adjacent thereto, entrance lobbies not forming part of a Flat, passageways, staircases, landings, corridors, mailrooms, lift lobbies not forming part of a Flat, lifts, lift shafts, meter rooms, lift machine rooms, pump rooms, fan rooms, electrical and mechanical rooms serving the Residential Towers, the external walls of the Residential Towers, the roofs (which, for the avoidance of doubt, including also the roofs on the Upper Roof Floor) and flat roofs of the Residential Towers (other than those held with a Flat in the Residential Towers) the access and working space required for the access to the external drainage pipes enclosed by architectural features within the Residential Towers and any other areas serving the Residential Towers and not intended to be exclusively used by any one of the Owners of Flats in the Residential Towers, and any area designated by the Vendor in accordance with Clause (9)(a)(vi) of Section I of the DMC, but not further or otherwise, to be the Residential Towers Common Areas, PROVIDED THAT, where appropriate, if (a) any parts of the Development covered by paragraph (a) of the definition of “common parts” set out in Section 2 of the Building Management Ordinance (Cap.344) and/or (b) any parts specified in Schedule 1 to the Building Management Ordinance (Cap.344) and included under paragraph (b) of the definition of “common parts” set out in Section 2 of the Building Management Ordinance (Cap.344), shall also be covered by the provisions

hereinbefore provided, such parts shall be deemed to have been included as, and shall form part of, the Residential Towers Common Areas but shall not include the Car Park Common Areas, the Residential Houses Common Areas, the Residential Common Areas and the Development Common Areas.

6. “Residential Towers Common Facilities” means and includes the facilities serving the Residential Towers or the Residential Towers Common Areas and not intended to be exclusively used by any one of the Owners of Flats in the Residential Towers including (but not limited to) :-
 - (a) the sewers, drains, water courses, pipes, gutters, wires, cables, water tanks and other services facilities whether ducted or otherwise which are or at any time may be in, under or over or passing through the Development through which water, sewage, gas, electricity and any other services are supplied to the Residential Towers or any part or parts thereof;
 - (b) pump rooms, lift and lift machine rooms, lift pits and flushing water tank rooms in the Residential Towers

but excluding the Car Park Common Facilities, the Residential Houses Common Facilities, the Residential Common Facilities and the Development Common Facilities.

7. “Residential Houses Common Areas,” means and includes those areas as shown and coloured pink on the plans certified as to their accuracy by or on behalf of the Authorized Person and annexed to the DMC which include any areas serving the Residential Houses and not intended to be exclusively used by any one of the Owners of the Residential Houses, and any area designated by the Vendor in accordance with Clause (9)(a)(vi) of Section I of the DMC, but not further or otherwise, to be the Residential Houses Common Areas, PROVIDED THAT, where appropriate, if (a) any parts of the Development covered by paragraph (a) of the definition of “common parts” set out in Section 2 of the Building Management Ordinance (Cap.344) and/or (b) any parts specified in Schedule 1 to the Building Management Ordinance (Cap.344) and included under paragraph (b) of the definition of “common parts” set out in Section 2 of the Building Management Ordinance (Cap.344), shall also be covered by the provisions hereinbefore provided, such parts shall be deemed to have been included as, and shall form part of, the Residential Houses Common Areas but shall not include the Car Park Common Areas, the Residential Towers Common Areas, the Residential Common Areas and the Development Common Areas.
8. “Residential Houses Common Facilities” means and includes the facilities serving the Residential Houses or the Residential Houses Common Areas and not intended to be exclusively used by any one of the Owners of the Residential Houses but excluding the Car Park Common Facilities, the Residential Towers Common Facilities, the Residential Common Facilities and the Development Common Facilities.
9. “Residential Common Areas” means and includes those areas as shown and coloured violet on the plans certified as to their accuracy by or on behalf of the Authorized Person and annexed to the DMC which include the Club House, the office for the use of the Owner’s Incorporation or the Owner’s Committee, part of the Greenery Area, the Visitors’ Car Parking Spaces, the Parking Spaces for the Disabled Persons and any other areas serving the Residential Accommodation and not intended to be exclusively used by any one of the Owners of Flats in the Residential Towers or of the Residential Houses, and any area designated by the Vendor in accordance with Clause (9)(a)(vi) of Section I of the DMC, but not further or otherwise, to be Residential Common Areas, PROVIDED THAT, where appropriate, if (a) any parts of the Development covered by paragraph (a) of the definition of “common parts” set out in Section 2 of the Building Management Ordinance (Cap.344) and/or (b) any parts specified in Schedule 1 to the Building Management Ordinance (Cap.344) and included under paragraph (b) of the definition of “common parts” set out in Section 2 of the Building Management Ordinance (Cap.344), shall also be covered by the provisions hereinbefore provided, such parts shall be deemed to have been included as, and shall form part of, the Residential Common Areas but shall not include the Car Park Common Areas, the Residential Towers Common Areas, the Residential Houses Common Areas and the Development Common Areas.



Summary of Deed of Mutual Covenant

公契的摘要

10. "Residential Common Facilities" means and includes the facilities serving the Residential Accommodation or the Residential Common Areas and not intended to be exclusively used by any one of the Owners of Flats in the Residential Towers or of the Residential Houses but excluding the Car Park Common Facilities, the Residential Towers Common Facilities, the Residential Houses Common Facilities and the Development Common Facilities.

11. "Development Common Areas" means and includes those areas as shown and coloured yellow on the plans certified as to their accuracy by or on behalf of the Authorized Person and annexed to the DMC which include the emergency vehicles access, driveway, the run-in and run-out, Loading and Unloading Spaces, covered landscaped area, part of the Greenery Area and the green wall areas adjacent thereto, planters, transformer room, switch rooms, fan rooms, meter rooms, pump rooms, sprinkler control valve room, street fire hydrant room, filtration plant room, management office, quarters for watchmen and caretakers, office accommodation for watchmen and caretakers, stairways, entrances, balconies, roof (if any) and flat roofs not forming part of the Residential Accommodation and have not been assigned to any Owner, the communal covered landscape area, refuse storage chamber, refuse storage and material recovery chamber(s), television broadcast equipment room, areas for the installation or use of aerial broadcast distribution or telecommunication network facilities, areas for local terrestrial television and any other space or external wall intended for the common use and enjoyment of the Owners or residents or occupiers for the time being of the Development and any other area designated by the Vendor in accordance with Clause (9)(a)(vi) of Section I of the DMC, but not further or otherwise, to be the Development Common Areas, PROVIDED THAT, where appropriate, if (a) any parts of the Development covered by paragraph (a) of the definition of "common parts" set out in Section 2 of the Building Management Ordinance (Cap.344) and/or (b) any parts specified in Schedule 1 to the Building Management Ordinance (Cap.344) and included under paragraph (b) of the definition of "common parts" set out in Section 2 of the Building Management Ordinance (Cap.344), shall also be covered by the provisions hereinbefore provided, such parts shall be deemed to have been included as, and shall form part of, the Development Common Areas but shall not include the Car Park Common Areas, the Residential Towers Common Areas, the Residential Houses Common Areas and the Residential Common Areas.

12. "Development Common Facilities" means and includes the facilities and systems for the common use and enjoyment of the Owners or residents or occupiers for the time being of the Development and not being part of the Car Park Common Facilities, the Residential Towers Common Facilities, the Residential Houses Common Facilities and the Residential Common Facilities which include (but not limited to) lighting along or in the Development Common Areas.

B. Number of undivided shares assigned to each residential property in the Development

(i) Flat in Residential Towers

Apex 1

Undivided Shares for each Flat Floor	Flat			
	A	B	C	D
G/F & 1/F (Duplex)	-	-	3237	-
2/F	1784	-	-	1748
2/F & 3/F (Duplex)	-	3388	3108	-
3/F	1776	-	-	1729
5/F	2930	-	-	-
5/F & 6/F (Duplex)	-	3469	3170	-
6/F	3228	-	-	-

Apex 2

Undivided Shares for each Flat Floor	Flat			
	A	B	C	D
G/F & 1/F (Duplex)	-	3200	3196	-
2/F	1748	2765	-	1735
3/F	1729	2708	-	1728
5/F	2891	2710	-	-
6/F	2969	2824	-	-

Apex 3

Undivided Shares for each Flat Floor	Flat			
	A	B	C	D
G/F & 1/F (Duplex)	-	3188	3234	-
2/F	1737	2771	-	1794
3/F	1729	2714	-	1786
5/F	2947	2716	-	-
6/F	3025	2830	-	-

Remark:

4th floor in Apex 1, Apex 2 & Apex 3 are omitted.

(ii) Residential Houses

Street	House No.	Undivided Shares of Each House
RUE DU PREMIER	House Premier 1	5,753
	House Premier 2	5,630
	House Premier 3	5,630
	House Premier 5	5,720
	House Premier 6	7,349
	House Premier 7	7,296
	House Premier 8	7,358
	House Premier 9	7,380
	House Premier 10	5,714
	House Premier 11	5,665
	House Premier 12	5,659
	House Premier 15	5,712
RUE DU SOMMET	House Sommet 1	7,343
	House Sommet 2	7,257
	House Sommet 3	7,266
	House Sommet 5	7,273
	House Sommet 6	7,274
	House Sommet 7	7,279
	House Sommet 8	5,722
	House Sommet 9	5,924
	House Sommet 10	5,160
	House Sommet 11	5,076
	House Sommet 12	5,071
	House Sommet 15	5,142

Remark:

House Premier 4, House Premier 13, House Premier 14, House Sommet 4, House Sommet 13 and House Sommet 14 are omitted.

C. Term of years for which the manager of the Development is appointed

Royal Elite Service Company Limited shall be appointed as the Manager initially for a term of two years from the date of the DMC and thereafter the Manager shall continue to manage the Sha Tin Town Lot No.566 ("the Lot"), the Development and the Green Hatched Black Area (as defined in the DMC) until its appointment is at any time (whether within the said initial term or otherwise) terminated either by the Owners' Committee without compensation prior to the Owners' Incorporation being formed, upon a resolution passed by a majority of votes of Owners voting either personally or by proxy in an Owners' meeting and supported by Owners of not less than 50% of the total number of Undivided Shares of and in the Lot and the Development (excluding those allocated to the Common Areas and Common Facilities), giving three months prior written notice of termination to the Manager or by the Manager giving three months prior written notice of resignation to the Owners' Committee (or where there is no Owners' Committee, by serving such notice on each of the Owners (by delivering it personally to the Owner, by sending it by post to the Owner at his last known address or by leaving it at the Owner's Unit or depositing it in the letter box for that Unit) and by displaying such a notice in a prominent place in the Development).

D. Basis on which the management expenses are shared among the owners of the residential properties in the Development

The Management Expenses shall be apportioned between the Owners of the Development in the following manner :-

- (a) Each Owner of a Unit shall contribute to the Management Expenses in respect of the Development Common Areas and the Development Common Facilities at the rate at which the number of Management Shares of the Unit held by the Owner bears to the total number of the Management Shares of the Development.
- (b) Each Owner of a Flat or Residential House in the Residential Accommodation shall further contribute to the Management Expenses of the Residential Common Areas and the Residential Common Facilities at the rate at which the number of Management Shares of the Flat held by him or the number of Management Shares of the Residential House held by him less the Management Shares of the House Residential Car Parking Spaces thereof bears to the total number of Management Shares allocated to the Flats and Residential Houses less the total number of Management Shares allocated to the House Residential Car Parking Spaces of Residential Houses in the Residential Accommodation.
- (c) Each Owner of a Flat in the Residential Towers shall further contribute to the Management Expenses of the Residential Towers Common Areas and the Residential Towers Common Facilities at the rate at which the number of Management Shares of the Flat in the Residential Towers held by him bears to the total number of Management Shares allocated to the Flats in the Residential Towers.
- (d) Each Owner of a Residential House shall further contribute to the Management Expenses of the Residential Houses Common Areas and Residential Houses Common Facilities at the rate at which the number of Management Shares of the Residential House held by him bears to the total number of Management Shares allocated to the Residential Houses.
- (e) Each Owner of a Residential House shall further contribute to the Management Expenses of the Car Park Common Areas and Car Park Common Facilities at the rate at which the number of Management Shares of the House Residential Car Parking Spaces of the Residential House held by him bears to the total number of Management Shares allocated to all the Separate Residential Car Parking Spaces, all the Motor Cycle Parking Spaces and all the House Residential Car Parking Spaces forming part of a Residential House.

Note(#): The number of Undivided Shares and the number of Management Shares allocated to each of the residential properties in the Development is the same. However, the total number of Undivided Shares in the whole Development is different from the total number of Management Shares in the whole Development as no Management Shares have been allocated to the Common Areas and Common Facilities.

E. Basis on which the management fee deposit is fixed

The management fee deposit payable in respect of each Unit shall be a sum equivalent to three times of his monthly contribution to the first year's budgeted Management Expenses.

F. Area in the Development retained by the Vendor for the Vendor's own use

Nil

Note:

For full details please refer to the DMC which is free for inspection during opening hours at the sales office. Full script of the DMC is available for inspection upon request and copies of the DMC can be obtained upon paying necessary photocopying charges.

A. 發展項目的公用部份

根據最新擬稿之大廈公契管理協議（“公契”）：

1. 「公用地方」統指停車場公用地方、住宅大樓公用地方、住宅洋房公用地方、住宅公用地方及發展項目公用地方及任何公契之後由賣方與其他發展項目的共同業主簽訂訂明發展項目任何部份業主的權益和責任的附屬公契（“附屬公契”）中指定為公用地方的其他發展項目部份。
2. 「公用設施」統指之停車場公用設施、住宅大樓公用設施、住宅洋房公用設施、住宅公用設施及發展項目公用設施及任何附屬公契中指定為公用設施的發展項目之設施。
3. 「停車場公用地方」指及包括整個停車場除了其中的分開住宅停車位及電單車停車位，該些地方在公契所附的地庫層圖則及地面層圖則（經認可人士或其代表核實其準確性）中以橙色標明及包括賣方現時或不時按公契第1部份第9(a)(vi)條或任何附屬公契指定的停車場公用地方，但不包括住宅大樓公用地方、住宅洋房公用地方、住宅公用地方及發展項目公用地方，及為免生疑問不包括住宅洋房或其任何部份，但是如適用的話，若(a)《建築物管理條例》(第344章)第2條列明的「公用部份」定義的第(a)段涵蓋發展項目的任何部份及/或(b)《建築物管理條例》(第344章)附表1指定並納入《建築物管理條例》(第344章)第2條的「公用部份」定義的第(b)段的任何部份亦被上述規定的條文涵蓋，則該等部份應視為已被納入並構成停車場公用地方但不包括發展項目公用地方、住宅大樓公用地方、住宅洋房公用地方及住宅公用地方。
4. 「停車場公用設施」指專門供住宅停車位、電單車停車位及/或停車場公用地方使用與享用停車場內的管道、排水渠、電線、電纜、溝渠、排氣槽及照明、消防裝置及設備，及任何其他裝置、器具、系統及設施，但不包括住宅大樓公用設施、住宅洋房公用設施、住宅公用設施及發展項目公用設施，及為免生疑問不包括住宅洋房或其任何部份。
5. 「住宅大樓公用地方」指及包括在公契所附並經認可人士或其代表已核實為準確的圖則上用綠色標明區域，包括部份綠化區及其連接綠化牆區域，不構成單位一部份之入口大堂、通道、梯間、梯台、走廊、郵遞室、不構成單位一部份之升降機大堂、升降機、升降機槽、儀錶房、升降機機房、泵房、電扇房、服務住宅大樓的機電房、住宅大樓的外牆、住宅大樓的天台（為免疑問，其亦包括於上層天台層之天台）及平台（與住宅大樓內的住宅單位一同持有的除外）供進入住宅大樓內被建築物圍封的外露排水管的入口及工作空間和服務住宅大樓但並非供住宅大樓內的住宅單位個別業主獨家使用的任何其他區域，及賣方按公契第1部份第9(a)(vi)條指定為住宅大樓公用地方的任何區域，但僅以此情況為限，但是如適用的話，若(a)《建築物管理條例》(第344章)第2條列明的「公用部份」定義的第(a)段涵蓋發展項目的任何部份及/或(b)《建築物管理條例》(第344章)附表1指定並納入《建築物管理條例》(第344章)第2條的「公用部份」定義的第(b)段的任何部份亦被上述規定的條文涵蓋，則該等部份應視為已被納入並構成住宅大樓公用地方但不包括停車場公用地方、住宅洋房公用地方、住宅公用地方及發展項目公用地方。
6. 「住宅大樓公用設施」指及包括服務住宅大樓或住宅大樓公用地方，及並非供住宅大樓內任何個別住宅單位業主獨家使用的設施，包括（但不限於）：
 - (a) 目前或今後任何時候在發展項目之內、之下、之上或通過發展項目將水、污水、氣體、電力及任何其他服務供應給住宅大樓或其中任何部分的污水渠、排水渠、水道、管道、明渠、電線、電纜、水箱及其他服務設施，不論有否套管；
 - (b) 住宅大樓內的泵房、升降機和升降機機房、升降機井及沖廁水箱房；及

但不包括停車場公用設施，住宅洋房公用設施、住宅公用設施及發展項目公用設施。
7. 「住宅洋房公用地方」指及包括在公契所附並經認可人士或其代表核實其準確性的圖則中顯示並用粉紅色標明的該等區域，包括服務住宅洋房但並非意圖供住宅洋房的任何個別業主獨家使用的任何區域，及賣方按公契第1部份第9(a)(vi)條指定為住宅洋房公用地方的任何區域，但僅以此情況為限，但是如適用的話，若(a)《建築物管理條例》(第344章)第2條列明的「公用部分」定義的第(a)段涵蓋發展項目的任何部分及/或(b)《建築物管理條例》(第344章)附表1指定並納入《建築物管理條例》(第344章)第2條的「公用部分」定義的第(b)段的發展項目之任何部分亦被上述規定的條文涵蓋，則該等部分應視為已被納入並構成住宅洋房公用地方，但不包括停車場公用地方、住宅大樓公用地方、住宅公用地方及發展項目公用地方。

8. 「住宅洋房公用設施」指及包括服務住宅洋房或住宅洋房公用地方，而並非意圖供住宅洋房任何一位業主獨家使用的設施，但不包括停車場公用設施、住宅大樓公用設施、住宅公用設施及發展項目公用設施。
9. 「住宅公用地方」在及包括公契所附並經認可人士或其代表已核實為準確的圖則上用紫色標明區域，包括會所、供業主立案法團或業主委員會使用的辦事處、部份綠化區、訪客停車位、傷殘人士停車位及任何其他地方供住宅部份而不是意圖供任何一個住宅大樓中之住宅單位或住宅洋房業主專用的區域，及賣方按公契第1部份第9(a)(vi)條指定為住宅公用地方的任何區域，但僅以此情況為限，但是如適用的話，若(a)《建築物管理條例》(第344章)第2條列明的「公用部份」定義的第(a)段涵蓋發展項目的任何部份及/或(b)《建築物管理條例》(第344章)附表1指定並納入《建築物管理條例》(第344章)第2條的「公用部份」定義的第(b)段的任何部份亦被上述規定的條文涵蓋，則該等部份應視為已被納入並構成住宅公用地方但不包括停車場公用地方、住宅大樓公用地方、住宅洋房公用地方及發展項目公用地方。
10. 「住宅公用設施」指及包括服務住宅部份或住宅公用地方，而並非意圖服務任何一位住宅大樓中之住宅單位或住宅洋房業主獨家使用的設施，但不包括停車場公用設施、住宅大樓公用設施、住宅洋房公用設施及發展項目公用設施。
11. 「發展項目公用地方」指及包括在公契所附並經認可人士或其代表核實其準確性的圖則中顯示並用黃色標明的該等區域，包括擬供發展項目當時的業主或住戶或佔用人共同使用與享用的緊急車輛通道、行車道、入口與出口、上落貨車位、有蓋圍藝區、部份綠化區及其連接綠化牆區域、花槽、變壓器房、掣房、風扇房、儀錶室、泵房、花灑控制閥室、街道消防龍頭房、過濾機房、管理處、看更及管理員宿舍、看更及管理員辦事處、樓梯間、入口，並非構成住宅部份和沒有轉讓給任何個別業主的露台、天台（如有）及平台、公共有蓋圍藝區、垃圾存放室、垃圾存放和物料回收室、電視廣播設備室、安裝或使用無線廣播播放分派或電訊網絡設施的地方、當地地面電視地方、任何其他地方或外牆和賣方按公契第1部份第9(a)(vi)條指定為發展項目公用地方的其他地方，而並非其他，但是如適用的話，若(a)《建築物管理條例》(第344章)第2條列明的「公用部分」定義的第(a)段涵蓋發展項目的任何部分及/或(b)《建築物管理條例》(第344章)附表1指定並納入《建築物管理條例》(第344章)第2條的「公用部分」定義的第(b)段的任何部分亦被上述規定的條文涵蓋，則該等部分應視為已被納入並構成發展項目公用地方但不包括停車場公用地方、住宅大樓公用地方、住宅洋房公用地方及住宅公用地方。
12. 「發展項目公用設施」指及包括供發展項目當時的業主、住戶或佔用人共同使用與享用的設施及系統，而非停車場公用設施、住宅大樓公用設施，住宅洋房公用設施及住宅公用設施包括（但不限於）沿發展項目公用地方或其內的照明。

B. 分配予發展項目中的每個住宅物業的不分割份數的數目

(i) 住宅大樓住宅單位

Apex 1 座

每單位不分割份數 樓層	單位			
	A	B	C	D
地面層及1樓（複式）	-	-	3237	-
2樓	1784	-	-	1748
2樓及3樓（複式）	-	3388	3108	-
3樓	1776	-	-	1729
5樓	2930	-	-	-
5樓及6樓（複式）	-	3469	3170	-
6樓	3228	-	-	-

Apex 2 座

每單位不分割份數 樓層	單位	A	B	C	D
		地面層及1樓(複式)	-	3200	3196
2樓	1748	2765	-	1735	
3樓	1729	2708	-	1728	
5樓	2891	2710	-	-	
6樓	2969	2824	-	-	

Apex 3 座

每單位不分割份數 樓層	單位	A	B	C	D
		地面層及1樓(複式)	-	3188	3234
2樓	1737	2771	-	1794	
3樓	1729	2714	-	1786	
5樓	2947	2716	-	-	
6樓	3025	2830	-	-	

備註：

Apex 1 座、Apex 2 座及 Apex 3 座內不設4樓。

(ii) 住宅洋房

街道	洋房編號	每棟洋房的不分割份數
RUE DU PREMIER	Premier 1 洋房	5,753
	Premier 2 洋房	5,630
	Premier 3 洋房	5,630
	Premier 5 洋房	5,720
	Premier 6 洋房	7,349
	Premier 7 洋房	7,296
	Premier 8 洋房	7,358
	Premier 9 洋房	7,380
	Premier 10 洋房	5,714
	Premier 11 洋房	5,665
	Premier 12 洋房	5,659
	Premier 15 洋房	5,712
RUE DU SOMMET	Sommet 1 洋房	7,343
	Sommet 2 洋房	7,257
	Sommet 3 洋房	7,266
	Sommet 5 洋房	7,273
	Sommet 6 洋房	7,274
	Sommet 7 洋房	7,279
	Sommet 8 洋房	5,722
	Sommet 9 洋房	5,924
	Sommet 10 洋房	5,160
	Sommet 11 洋房	5,076
	Sommet 12 洋房	5,071
	Sommet 15 洋房	5,142

備註：

不設Premier 4 洋房、Premier 13 洋房、Premier 14 洋房、Sommet 4 洋房、Sommet 13 洋房及 Sommet 14 洋房。

C. 有關發展項目的管理人的委任年期

帝譽服務有限公司將被委任為管理人，任期起初為公契日期計兩年，其後繼續任職管理沙田市第566號地段(“該土地”)、發展項目、綠色間黑色斜線區域(按照公契定義)，至其委任經(在業主立案法團成立之前)業主委員會藉業主大會由業主親身或由其代表以多數票決議，並有持有不少於50%該土地及發展項目總不分割份數(不包括分配予公用地方及公共設施的)的業主支持，事先至少3個月向管理人發出終止委任的書面通知終止或經管理人事先至少3個月向業主委員會(或如果沒有業主委員會，向每位業主送達(通過送交業主本人，郵遞至業主最後為人所知的地址或放置在業主的單位或投入該單位的信箱))發送和在發展項目一個顯眼處張貼一份書面辭職通知書終止職務為止。

D. 發展項目中的住宅物業的擁有人之間分擔管理開支之基準

發展項目各業主應如下攤付管理開支：

- 各單位業主須就發展項目公用地方及發展項目公用設施管理開支按其持有單位的管理份數佔發展項目管理份數總額的比例分擔。
- 各住宅單位或住宅洋房業主須再就住宅公用地方及住宅公用設施管理開支按其持有住宅單位或住宅洋房的管理份數減除洋房住宅停車位的管理份數數目佔住宅部份中住宅單位及住宅洋房管理份數減除住宅洋房的洋房住宅停車位的管理份數總額的比例分擔。
- 各住宅大樓中之住宅單位業主須再就住宅大樓公用地方及住宅大樓公用設施管理開支按其持有住宅大樓中之住宅單位的管理份數佔住宅大樓中住宅單位管理份數總額的比例分擔。
- 各住宅洋房業主須再就住宅洋房公用地方及住宅洋房公用設施管理開支按其持有住宅洋房的管理份數佔所有住宅洋房管理份數總額的比例分擔。
- 各住宅洋房業主須再就停車場公用地方及停車場公用設施管理開支按其持有住宅洋房之洋房住宅停車位的管理份數佔所有分間住宅停車位、所有電單車停車位及所有洋房住宅停車位管理份數總額的比例分擔。

附註(註)：每個住宅物業獲分配的不分割份數與管理份數相同，但整個發展項目之不分割份數總數與整個發展項目之管理份數總數不同，基於公用地方及公用設施並不獲分配任何管理份數。

E. 計算管理按金的基準：

每個單位應付之管理費按金將相等於首年預算管理開支其每月應負擔部份之三倍。

F. 擁有人在發展項目中保留作自用的範圍：

沒有

備註：

請查閱公契以了解全部詳情。完整公契文本可免費於售樓處在開放時間內應要求提供查閱，並可在支付所需影印費後取得公契之副本。

- A. Lot number of the land on which the Development is situated : Sha Tin Town Lot No.566.
- B. Land grant of Sha Tin Town Lot No.566: New Grant No.21563 (“the Land Grant”).
- C. Term of years under the Land Grant : 50 years commencing from the 25th day of April 2013.
- D. User restrictions applicable to that land; facilities that are required to be constructed and provided for the Government, or for public use; grantee’s obligations to lay, form or landscape any areas, or to construct or maintain any structures or facilities, within or outside that land; and the lease conditions are onerous to a purchaser :

General Condition No.5 (c)

Indemnity by Purchaser

- 5. (c) The Purchaser hereby indemnifies and shall keep indemnified the Government against all actions, proceedings, liabilities, demands, costs, expenses, losses (whether financial or otherwise) and claims whatsoever and howsoever arising from any breach of these Conditions or any damage or soil and groundwater contamination caused to adjacent or adjoining land or to the lot where such damage or soil and groundwater contamination has, in the opinion of the Director of Lands (hereinafter referred to as “the Director”, and whose opinion shall be final and binding upon the Purchaser), arisen out of any use of the lot, or any development or redevelopment of the lot or part thereof or out of any activities carried out on the lot or out of any other works carried out thereon by the Purchaser whether or not such use, development or redevelopment, activities or works are in compliance with these Conditions or in breach thereof.

General Condition No.7

Maintenance

- 7. (a) The Purchaser shall throughout the tenancy having built or rebuilt (which word refers to redevelopment as contemplated in sub-clause (b) of this General Condition) in accordance with these Conditions:
 - (i) maintain all buildings in accordance with the approved design and disposition and any approved building plans without variation or modification thereto; and
 - (ii) maintain all buildings erected or which may hereafter be erected in accordance with these Conditions or any subsequent contractual variation of them, in good and substantial repair and condition and in such repair and condition deliver up the same at the expiration or sooner determination of the tenancy.
- (b) In the event of the demolition at any time during the tenancy of any building then standing on the lot or any part thereof, the Purchaser shall replace the same either by sound and substantial building or buildings of the same type and of no less gross floor area or by building or buildings of such type and value as shall be approved by the Director. In the event of demolition as aforesaid, the Purchaser shall within one calendar month of such demolition apply to the Director for consent to carry out building works for the redevelopment of the lot and upon receiving such consent shall within three calendar months thereof commence the necessary works of redevelopment and shall complete the same to the satisfaction of and within such time limit as is laid down by the Director.

General Condition No.9

Private streets, roads and lanes

- 9. Any private streets, roads and lanes which by these Conditions are required to be formed shall be sited to the satisfaction of the Director and included in or excluded from the area to be leased as may be determined by him and in either case shall be surrendered to the Government free of cost if so required. If the said streets, roads and lanes are surrendered to the Government, the surfacing, kerbing, draining (both foul and storm water sewers), channelling and road lighting thereof shall be carried out by the Government at the expense of the Purchaser and thereafter they shall be maintained at public expense. If the said private streets, roads and lanes remain part of the area to be leased, they shall be lighted, surfaced, kerbed, drained, channelled and maintained by and at the expense of the Purchaser in all respects to the satisfaction of the Director and the Director may carry out or cause to be carried out the installation and maintenance of road lighting for the sake of public interest as required. The Purchaser shall bear the capital cost of installation of road lighting and allow free ingress and egress to and from the area to be leased to workmen and vehicles for the purpose of installation and maintenance of the road lighting.

Special Condition No.(2)

Building covenant

- (2) The Purchaser shall develop the lot by the erection thereon of a building or buildings complying in all respects with these Conditions and all Ordinances, byelaws and regulations relating to building, sanitation and planning which are or may at any time be in force in Hong Kong, such building or buildings to be completed and made fit for occupation on or before the 30th day of June 2018.

Special Condition No.(3)

User

- (3) The lot or any part thereof or any building or part of any building erected or to be erected thereon shall not be used for any purpose other than for private residential purposes.

Special Condition No.(6)

Recreational facilities

- (6) (a) The Purchaser may erect, construct and provide within the lot such recreational facilities and facilities ancillary thereto (hereinafter referred to as “the Facilities”) as may be approved in writing by the Director. The type, size, design, height and disposition of the Facilities shall also be subject to the prior written approval of the Director.
- (b) For the purpose of calculating the total gross floor area stipulated in Special Condition No. (4)(c) hereof; subject to Special Condition No. (34)(d) hereof, any part of the Facilities provided within the lot in accordance with sub-clause (a) of this Special Condition which are for the common use and benefit of the residents of the residential block or blocks erected or to be erected on the lot and their bona fide visitors shall not be taken into account. The remaining part of the Facilities which, in the opinion of the Director, are not for such use shall be taken into account for such calculation.
- (c) In the event that any part of the Facilities is exempted from the gross floor area calculation pursuant to sub-clause (b) of this Special Condition (hereinafter referred to as “the Exempted Facilities”):
 - (i) the Exempted Facilities shall be designated as and form part of the Common Areas referred to in Special Condition No. (14)(a)(v) hereof;
 - (ii) the Purchaser shall at his own expense maintain the Exempted Facilities in good and substantial repair and condition and shall operate the Exempted Facilities to the satisfaction of the Director; and
 - (iii) the Exempted Facilities shall only be used by the residents of the residential block or blocks erected or to be erected on the lot and their bona fide visitors and by no other person or persons.

- (d) In the event that the lot is developed for use as a single family residence, sub-clauses (b) and (c) of this Special Condition shall not apply. The decision of the Director as to whether the lot is developed for use as a single family residence shall be final and binding on the Purchaser.

Special Condition No.(7)

Preservation of trees

- (7) No tree growing on the lot or adjacent thereto shall be removed or interfered with without the prior written consent of the Director who may, in granting consent, impose such conditions as to transplanting, compensatory landscaping or replanting as he may deem appropriate.

Special Condition No.(8)

Landscaping

- (8) (a) The Purchaser shall at his own expense submit to the Director for his approval a landscape master plan indicating the location, disposition and layout of the landscaping works to be provided within the lot in compliance with the requirements stipulated in sub-clause (b) of this Special Condition. No site formation work shall be commenced on the lot or any part thereof until the landscape master plan has been approved in writing by the Director and consent, if required, has been granted in respect of the proposals for the preservation of trees under Special Condition No. (7) hereof.

- (b) (i) The landscape master plan shall be at a scale of 1:500 or larger and shall contain information on the landscaping proposals including a survey and treatment of existing trees, site layout and formation levels, conceptual form of building development, illustrative layout of hard and soft landscaping areas and such other information as the Director may require.
- (ii) Not less than 20% of the area of the lot shall be planted with trees, shrubs or other plants.
- (iii) Not less than 50% of the 20% referred to in sub-clause (b) (ii) of this Special Condition (hereinafter referred to as "the Greenery Area") shall be provided at such location or level as may be determined by the Director at his sole discretion so that the Greenery Area shall be visible to pedestrians or accessible by any person or persons entering the lot.
- (iv) The decision of the Director on which landscaping works proposed by the Purchaser constitutes the 20% referred to in sub-clause (b)(ii) of this Special Condition shall be final and binding on the Purchaser;
- (v) The Director at his sole discretion may accept other non-planting features proposed by the Purchaser as an alternative to planting trees, shrubs or other plants.
- (c) The Purchaser shall at his own expense landscape the lot in accordance with the approved landscape master plan in all respects to the satisfaction of the Director and no amendment, variation, alteration, modification or substitution of the approved landscape master plan shall be made without the prior written consent of the Director.
- (d) The Purchaser shall thereafter at his own expense keep and maintain the landscaped works in a safe, clean, neat, tidy and healthy condition all to the satisfaction of the Director.
- (e) The area or areas landscaped in accordance with this Special Condition shall be designated as and form part of the Common Areas referred to in Special Condition No. (14)(a)(v) hereof.
- (f) In the event that the lot is developed for use as a single family residence, sub-clauses (b)(iii) and (e) of this Special Condition shall not apply. The decision of the Director as to whether the lot is developed for use as a single family residence shall be final and binding on the Purchaser.

Special Condition No.(17)

Residential Parking Spaces

- (17) (a) (i) Spaces shall be provided within the lot to the satisfaction of the Director for the parking of motor vehicles licensed under the Road Traffic Ordinance, any regulations made thereunder and any amending legislation, and belonging to the residents of the building or buildings erected or to be erected on the lot and their bona fide guests, visitors or invitees (hereinafter referred to as "the Residential Parking Spaces") at the following rates:

- (l) where a block or blocks of residential units (other than a detached, semi-detached or terraced house or houses which is or are intended for use as single family residences) are provided within the lot, at a rate to be calculated by reference to the respective size of the residential units erected or to be erected on the lot as set out in the table below unless the Director consents to a rate or to a number different from those set out in the table below:

Size of each residential unit	No. of the Residential Parking Spaces to be provided
Less than 40 square metres	One space for every 13.3 residential units or part thereof
Not less than 40 square metres but less than 70 square metres	One space for every 8 residential units or part thereof
Not less than 70 square metres but less than 100 square metres	One space for every 3.2 residential units or part thereof
Not less than 100 square metres but less than 160 square metres	One space for every 1.6 residential units or part thereof
Not less than 160 square metres	One space for one residential unit

- (II) where a detached, semi-detached or terraced house or houses which is or are intended for use as single family residences are provided within the lot, at the rates of:

- (A) one space for each such house where its gross floor area is less than 160 square metres and 1.5 spaces for each such house where its gross floor area is not less than 160 square metres but less than 220 square metres, provided that if the number of spaces to be provided under this sub-clause (a)(i)(II)(A) is a decimal number, the same shall be rounded up to the next whole number; and
- (B) two spaces for each such house where its gross floor area is not less than 220 square metres.

For the purposes of this sub-clause (a)(i), the decision of the Director as to what constitutes a detached, semi-detached or terraced house and whether each such house constitutes or is intended for use as a single family residence shall be final and binding on the Purchaser.

- (ii) For the purpose of sub-clause (a)(i)(I) of this Special Condition, the total number of spaces to be provided shall be the aggregate of the respective number of spaces calculated by reference to the respective size of each residential unit set out in the table in sub-clause (a)(i)(I) of this Special Condition. For the purpose of these Conditions, the term "size of each residential unit" in terms of gross floor area shall mean the sum of (I) and (II) below:

- (l) the gross floor area in respect of a residential unit exclusively used and enjoyed by the resident of that unit, which shall be measured from the exterior of the enclosing walls or parapet of such unit except where such enclosing walls separate two adjoining units in which case the measurement shall be taken from the middle of those walls, and shall include the internal partitions and columns within such unit, but, for the avoidance of doubt, shall exclude all floor area within such unit which is not taken into account for the calculation of gross floor area stipulated in Special Condition No. (4)(c) hereof; and

- (II) the pro-rata gross floor area of the Residential Common Area (as hereinafter defined) in respect of a residential unit and in so calculating, the total gross floor area of residential common area, which is for common use and benefit of the residents of the building or buildings erected or to be erected on the lot, outside the enclosing walls of the residential units but, for the avoidance of doubt, excluding all floor area which are not taken into account for the calculation of the gross floor area stipulated in Special Condition No. (4)(c) hereof (which residential common area is hereinafter referred to as "the Residential Common Area") shall be apportioned to a residential unit by the following formula:

$$\text{The total gross floor area of the Residential Common Area} \times \frac{\text{The gross floor area in respect of a residential unit as calculated under sub-clause (a)(ii)(I) of this Special Condition}}{\text{The total gross floor area of all residential units as calculated under sub-clause (a)(ii)(I) of this Special Condition}}$$

Visitors' parking spaces

- (iii) Additional spaces for the parking of motor vehicles licensed under the Road Traffic Ordinance, any regulations made thereunder and any amending legislation, and belonging to the bona fide guests, visitors or invitees of the residents of the building or buildings erected or to be erected on the lot shall be provided, subject to a minimum of two spaces being provided, at the following rates:
- (I) if more than 75 residential units are provided in any block of residential units erected or to be erected on the lot, at a rate of one space for every such block of residential units; or
- (II) at such other rates as may be approved by the Director.

For the purpose of this sub-clause (a)(iii), a detached, semi-detached or terraced house which is intended for use as a single family residence shall not be regarded as a block of residential units or a residential unit. The decision of the Director as to what constitutes a detached, semi-detached or terraced house and whether each such house constitutes or is intended for use as a single family residence shall be final and binding on the Purchaser.

- (iv) The spaces provided under sub-clauses (a)(i)(I) (as may be varied under Special Condition No. (19) hereof), (a)(i)(II) and (a)(iii) (as may be varied under Special Condition No. (19) hereof) of this Special Condition shall not be used for any purpose other than those respectively set out in sub-clauses (a)(i) and (a)(iii) of this Special Condition and in particular the said spaces shall not be used for the storage, display or exhibiting of motor vehicles for sale or otherwise or for the provision of car cleaning and beauty services.

Parking Spaces for the Disabled Persons

- (b) (i) Out of the spaces provided under sub-clauses (a)(i)(I) (as may be varied under Special Condition No. (19) hereof), (a)(i)(II) and (a)(iii) (as may be varied under Special Condition No. (19) hereof) of this Special Condition, the Purchaser shall reserve and designate such number of spaces for the parking of motor vehicles by disabled persons as defined in the Road Traffic Ordinance, any regulations made thereunder and any amending legislation (which spaces to be so reserved and designated are hereinafter referred to as "the Parking Spaces for the Disabled Persons") as the Building Authority may require and approve provided that a minimum of one space shall be so reserved and designated out of the spaces provided under sub-clause (a)(iii) of this Special Condition (as may be varied under Special Condition No. (19) hereof) and that the Purchaser shall not designate or reserve all of the spaces provided under sub-clause (a)(iii) of this Special Condition (as may be varied under Special Condition No. (19) hereof) to become the Parking Spaces for the Disabled Persons.

- (ii) The Parking Spaces for the Disabled Persons shall not be used for any purpose other than for the parking of motor vehicles by disabled persons as defined in the Road Traffic Ordinance, any regulations made thereunder and any amending legislation, and belonging to the residents of the building or buildings erected or to be erected on the lot and their bona fide guests, visitors or invitees and in particular the said spaces shall not be used for the storage, display or exhibiting of motor vehicles for sale or otherwise or for the provision of car cleaning and beauty services.

Motor Cycle Parking Spaces

- (c) (i) Spaces shall be provided within the lot to the satisfaction of the Director for the parking of motor cycles licensed under the Road Traffic Ordinance, any regulations made thereunder and any amending legislation, and belonging to the residents of the building or buildings erected or to be erected on the lot and their bona fide guests, visitors or invitees (hereinafter referred to as "the Motor Cycle Parking Spaces") at a rate of 10 percent of the total number of spaces required to be provided under sub-clauses (a)(i)(I) and (a)(iii) of this Special Condition (as may be varied under Special Condition No. (19) hereof) unless the Director consents to another rate. If the number of spaces to be provided under this sub-clause (c)(i) is a decimal number, the same shall be rounded up to the next whole number.
- (ii) The Motor Cycle Parking Spaces (as may be varied under Special Condition No. (19) hereof) shall not be used for any purpose other than for the purpose set out in sub-clause (c)(i) of this Special Condition and in particular the said spaces shall not be used for the storage, display or exhibiting of motor vehicles for sale or otherwise or for the provision of car cleaning and beauty services.

Dimension of parking spaces

- (d) (i) Except the Parking Spaces for the Disabled Persons, each of the spaces provided under sub-clauses (a)(i)(I) (as may be varied under Special Condition No. (19) hereof), (a)(i)(II) and (a)(iii) (as may be varied under Special Condition No. (19) hereof) of this Special Condition shall measure 2.5 metres in width and 5.0 metres in length with a minimum headroom of 2.4 metres.
- (ii) The dimensions of each of the Parking Spaces for the Disabled Persons shall be as the Building Authority may require and approve.
- (iii) Each of the Motor Cycle Parking Spaces (as may be varied under Special Condition No. (19) hereof) shall measure 1.0 metre in width and 2.5 metres in length with a minimum headroom of 2.4 metres or such other minimum headroom as may be approved by the Director.

Special Condition No.(18)

Loading and unloading requirements

- (18) (a) Spaces shall be provided within the lot to the satisfaction of the Director for the loading and unloading of goods vehicles at a rate of one space for every 800 residential units or part thereof in the building or buildings erected or to be erected on the lot or at such other rates as may be approved by the Director subject to a minimum of one loading and unloading space for each block of residential units erected or to be erected on the lot, such loading and unloading space to be located adjacent to or within each block of residential units. For the purpose of this sub-clause (a), detached, semi-detached and terraced houses which are intended for use as single family residences shall not be regarded as a block of residential units or residential units. The decision of the Director as to whether each such house constitutes or is intended for use as a single family residence shall be final and binding on the Purchaser.
- (b) Each of the spaces provided under sub-clause (a) of this Special Condition shall measure 3.5 metres in width and 11.0 metres in length with a minimum headroom of 4.7 metres. Such spaces shall not be used for any purpose other than for the loading and unloading of goods vehicles in connection with the building or buildings erected or to be erected on the lot.

Special Condition No.(21)

Restriction on alienation of the Residential Parking Spaces and the Motor Cycle Parking Spaces

(21) (a) Notwithstanding that these Condition shall have been observed and complied with to the satisfaction of the Director, the Residential Parking Spaces and the Motor Cycle Parking Spaces shall not be:

- (i) assigned except
 - (I) together with undivided shares in the lot giving the right of exclusive use and possession of a residential unit or units in the building or buildings erected or to be erected on the lot; or
 - (II) to a person who is already the owner of undivided shares in the lot with the right of exclusive use and possession of a residential unit or units in the building or buildings erected or to be erected on the lot; or
- (ii) underlet except to the residents of the residential units in the building or buildings erected or to be erected on the lot.

Provided that in any event not more than three in number of the total of the Residential Parking Spaces and the Motor Cycle Parking Spaces shall be assigned to the owner or underlet to the resident of any one residential unit in the building or buildings erected or to be erected on the lot. For the avoidance of doubt, a detached, semi-detached or terraced house which is intended for use as a single family residence shall be regarded as a residential unit referred to in this sub-clause (a). The decision of the Director as to whether a detached, semi-detached or terraced house constitutes or is intended for use as a single family residence shall be final and binding on the Purchaser.

- (b) Notwithstanding sub-clause (a) of this Special Condition, the Purchaser may, with the prior written consent of the Director, assign all the Residential Parking Spaces and the Motor Cycle Parking Spaces as a whole, but only to a wholly-owned subsidiary company of the Purchaser.
- (c) Sub-clause (a) of this Special Condition shall not apply to an assignment, underletting, mortgage or charge of the lot as a whole.
- (d) Sub-clauses (a) and (b) of this Special Condition shall not apply to the Parking Spaces for the Disabled Persons.

Special Condition No.(26)

Cutting away

(26) (a) Where there is or has been any cutting away, removal or setting back of any land, or any building-up or filling-in or any slope treatment works of any kind whatsoever, whether with or without the prior written consent of the Director, either within the lot or on any Government land, which is or was done for the purpose of or in connection with the formation, levelling or development of the lot or any part thereof or any other works required to be done by the Purchaser under these Conditions, or for any other purpose, the Purchaser shall at his own expense carry out and construct such slope treatment works, retaining walls or other support, protection, drainage or ancillary or other works as shall or may then or at any time thereafter be necessary to protect and support such land within the lot and also any adjacent or adjoining Government or leased land and to obviate and prevent any falling away, landslip or subsidence occurring thereafter. The Purchaser shall at all times during the term hereby agreed to be granted maintain at his own expense the said land, slope treatment works, retaining walls or other support, protection, drainage or ancillary or other works in good and substantial repair and condition to the satisfaction of the Director.

- (b) Nothing in sub-clause (a) of this Special Condition shall prejudice the Government's rights under these Conditions, in particular Special Condition No. (25) hereof.

(c) In the event that as a result of or arising out of any formation, levelling, development or other works done by the Purchaser or owing to any other reason, any falling away, landslip or subsidence occurs at any time, whether in or from any land, within the lot or from any adjacent or adjoining Government or leased land, the Purchaser shall at his own expense reinstate and make good the same to the satisfaction of the Director and shall indemnify the Government its agents and contractors from and against all costs, charges, damages, demands and claims whatsoever which shall or may be made, suffered or incurred through or by reason of such falling away, landslip or subsidence.

(d) In addition to any other rights or remedies herein provided for breach of any of these Conditions, the Director shall be entitled by notice in writing to call upon the Purchaser to carry out, construct and maintain the said land, slope treatment works, retaining walls, or other support, protection, and drainage or ancillary or other works or to reinstate and make good any falling away, landslip or subsidence, and if the Purchaser shall neglect or fail to comply with the notice to the satisfaction of the Director within the period specified therein, the Director may forthwith execute and carry out any necessary works and the Purchaser shall on demand repay to the Government the cost thereof, together with any administrative or professional fees and charges.

Special Condition No.(28)

Anchor maintenance

(28) Where prestressed ground anchors have been installed, upon development or redevelopment of the lot or any part thereof, the Purchaser shall at his own expense carry out regular maintenance and regular monitoring of the prestressed ground anchors throughout their service life to the satisfaction of the Director and shall supply to the Director such reports and information on all such monitoring works as the Director may from time to time in his absolute discretion require. If the Purchaser shall neglect or fail to carry out the required monitoring works, the Director may forthwith execute and carry out the monitoring works and the Purchaser shall on demand repay to the Government the cost thereof.

Special Condition No.(30)

Green Hatched Black Area

(30) (a) The Purchaser shall at his own expense carry out and complete to the satisfaction of the Director such geotechnical investigations and such slope treatment, landslide preventive, mitigation and remedial works on the areas shown coloured green hatched black on the plan annexed hereto (hereinafter referred to as "the Green Hatched Black Area") as the Director in his absolute discretion may require and shall, at all times during the term hereby agreed to be granted, at his own expense, maintain in good and substantial repair and condition to the satisfaction of the Director the Green Hatched Black Area including all land, slope treatment works, earth-retaining structures, drainage and any other works therein and thereon. In the event that any landslip, subsidence or falling away occurs within the Green Hatched Black Area at any time during the term hereby agreed to be granted, the Purchaser shall at his own expense reinstate and make good the same to the satisfaction of the Director together with any adjacent or adjoining areas which, in the opinion of the Director (whose decision shall be final and binding on the Purchaser), have also been affected. The Purchaser shall indemnify the Government, its agents and contractors against all claims, proceedings, costs, damages and expenses whatsoever incurred by reason of such landslip, subsidence or falling away. The Purchaser shall ensure at all times that there shall be no illegal excavation or dumping on the Green Hatched Black Area and, subject to the prior written approval of the Director, the Purchaser may erect fences or other barriers for the prevention of such illegal excavation or dumping. In addition to any other rights or remedies the Director may have in respect of any breach of these Conditions, the Director may at any time by notice in writing call upon the Purchaser to carry out such geotechnical investigations, slope treatment, landslide preventive, mitigation and remedial works and to maintain, reinstate and make good any land, structure or works affected by such landslip, subsidence or falling away, and if the Purchaser shall neglect or fail to comply with such notice to the satisfaction of the Director within the period specified therein, the Director may, after the expiry of such period, execute and carry out the required works and the Purchaser shall on demand repay to the Government the cost thereof.



- (b) Notwithstanding sub-clause (a) of this Special Condition, the obligations and rights of the Purchaser in respect of the Green Hatched Black Area or any part thereof under this Special Condition shall absolutely determine upon the Government giving to the Purchaser notice to that effect, and no claim for compensation whatsoever shall be made against the Government or the Director or his or their duly authorized officers by the Purchaser in respect of any loss, damage or disturbance suffered or any expense incurred as a result of such determination. However, such determination shall be without prejudice to any rights or remedies of the Government in respect of any antecedent breach, non-performance or non-observance of sub-clause (a) of this Special Condition.

Special Condition No.(31)

Damage to Services

- (31) The Purchaser shall take or cause to be taken all proper and adequate care, skill and precautions at all times, and particularly when carrying out construction, maintenance, renewal or repair work (hereinafter referred to as "the Works"), to avoid causing any damage, disturbance or obstruction to any Government or other existing drain, waterway or watercourse, water main, road, footpath, street furniture, sewer, nullah, pipe, cable, wire, utility service or any other works or installations being or running upon, over, under or adjacent to the lot or any part thereof or the Green Hatched Black Area or both the lot or any part thereof and the Green Hatched Black Area (hereinafter collectively referred to as "the Services"). The Purchaser shall prior to carrying out any of the Works make or cause to be made such proper search and enquiry as may be necessary to ascertain the present position and levels of the Services, and shall submit his proposals for dealing with any of the Services which may be affected by the Works in writing to the Director for his approval in all respects, and shall not carry out any work whatsoever until the Director shall have given his written approval to the Works and to such aforesaid proposals. The Purchaser shall comply with and at his expense meet any requirements which may be imposed by the Director in respect of the Services in granting the aforesaid approval, including the cost of any necessary diversion, relaying or reinstatement. The Purchaser shall at his own expense in all respects repair, make good and reinstate to the satisfaction of the Director any damage, disturbance or obstruction caused to the lot or the Green Hatched Black Area or both the lot or any part thereof and the Green Hatched Black Area or any of the Services in any manner arising out of the Works (except for nullah, sewer, storm-water drain or water main, the making good of which shall be carried out by the Director, unless the Director elects otherwise, and the Purchaser shall pay to the Government on demand the cost of such works). If the Purchaser fails to carry out any such necessary diversion, relaying, repairing, making good and reinstatement of the lot or any part thereof or the Green Hatched Black Area or both the lot or any part thereof and the Green Hatched Black Area or of any of the Services to the satisfaction of the Director, the Director may carry out any such diversion, relaying, repairing, making good or reinstatement as he considers necessary and the Purchaser shall pay to the Government on demand the cost of such works.

Special Condition No.(32)

Construction of drains and channels

- (32) (a) The Purchaser shall construct and maintain at his own expense and to the satisfaction of the Director such drains and channels, whether within the boundaries of the lot or on Government land, as the Director may consider necessary to intercept and convey into the nearest stream-course, catchpit, channel or Government storm-water drain all storm-water or rain-water falling or flowing on to the lot, and the Purchaser shall be solely liable for and shall indemnify the Government and its officers from and against all actions, claims and demands arising out of any damage or nuisance caused by such storm-water or rain-water.

Connecting drains and sewers

- (b) The works of connecting any drains and sewers from the lot to the Government storm-water drains and sewers, when laid and commissioned, may be carried out by the Director who shall not be liable to the Purchaser for any loss or damage thereby occasioned and the Purchaser shall pay to the Government on demand the cost of such connection works. Alternatively, the said connection works may be carried out by the Purchaser at his own expense to the satisfaction of the Director and in such case any section of the said connection works which is constructed within Government land shall be maintained by the Purchaser at his own cost and upon demand be handed over by the Purchaser to the Government for future maintenance thereof at the expense of the Government and the Purchaser shall pay to the Government on demand the cost of the technical audit in respect of the said connection works. The Director may, upon failure of the Purchaser to maintain any section of the said connection works which is constructed within Government land, carry out such maintenance works as he considers necessary and the Purchaser shall pay to the Government on demand the cost of such works.

Special Condition No.(35)

No grave or columbarium permitted

- (35) No grave or columbarium shall be erected or made on the lot, nor shall any human remains or animal remains whether in earthenware jars, cinerary urns or otherwise be interred therein or deposited thereon.

Unless otherwise defined in this sale brochure, capitalized terms used in the above shall have the same meanings of such terms in the Land Grant.

Note :

For full details, please refer to the Land Grant. Full script of the Land Grant is available for inspection upon request at the sales office and copies of the Land Grant can be obtained upon paying necessary photocopying charges.

- A. 發展項目所在土地之地段編號：沙田市地段第566號。
- B. 沙田市地段第566號之批地文件：新批地文件第21563號（「批地文件」）。
- C. 「批地文件」之批租年期：由2013年4月25日開始為期50年。
- D. 適用於該土地的用途限制；按規定須興建並提供予政府或供公眾使用的設施；有關買方在該土地內外鋪設、塑造或作環境美化的任何範圍，或興建或維持任何構築物或設施的責任；及對買方造成負擔的租用條件：

批地一般條款第5(c)條

「買方」作出彌償

5. (c) 如違反「此等條款」，或有導致毗連或毗鄰土地或該地段受損或出現泥土或地下水污染，而地政總署署長（下稱「署長」）認為（其意見將作終論並對「買方」約束）有關損害或泥土或地下水污染乃因「買方」使用該地段或於該處任何發展項目或重建項目或其任何部份又或「買方」於該地段進行任何活動或執行任何工程所致，則不論「買方」使用該地段、發展、重建、進行活動或執行工程乃遵從或違反「此等條款」，「買方」必須就任何由此招致或產生的訴訟、法律程序、責任、索求、費用、開支及損失（不論屬經濟或其他性質）向「政府」作出彌償，並確保其獲彌償保障。

批地一般條款第7條

維修

7. (a) 「買方」應在整個批租期已建造或重建（本詞指此一般條款(b)款所預期的重新發展工程）遵照「此等條款」：
- (i) 依照經批核的設計和分佈和任何核准建築圖則維修所有建築物，不可作任何更改或修改；及
- (ii) 維修現已或此後將會按照「此等條款」或日後任何合約修訂條文建造的所有建築物至維修充足及良好狀態，以及在批租期屆滿或提前終止時以維修充足及良好狀態交還此等建築物。
- (b) 如於批租期內任何時間拆卸該地段或其任何部份的現有建築物，「買方」必須另建良好健全而總建築面積最少相等的同類型建築物替代，或經「署長」批核類型及價值的建築物替代。倘如上所述拆卸建築物，「買方」應在拆卸後一個曆月內向「署長」申請同意於該地段進行重建。「買方」接獲同意書後，必須在三個曆月內展開必要的重建工程，並於「署長」指定的期限內以「署長」滿意的方式完成重建。

批地一般條款第9條

私家街、道路及後巷

9. 「此等條款」訂明拓建的任何私家街、道路及後巷，選址必須令「署長」滿意，並按照「署長」決定納入或不涵蓋於本文協定批授的該地段範圍。無論屬何情況，此等私家街、道路及後巷必須在「政府」規定時免費交還「政府」。如向「政府」交還上述私家街、道路及後巷，「政府」將進行該處的路面、路緣石、排水渠（包括污水和雨水渠）、渠道及路燈建設工程，費用則由「買方」支付，其後則以公帑維修。如上述私家街、道路及後巷仍屬於本文協定批授的地方之一部份，「買方」應自費在該處提供照明、路面、路緣石、排水渠、渠道和進行維修工程，以全面令「署長」滿意。「署長」可基於公眾利益按需要在該處執行或達致執行路燈安裝及維修工程，「買方」須承擔路燈安裝工程資本開支，並且允許工人及車輛自由進出該批租地段範圍，以便安裝及維修路燈。

批地特別條款第(2)條

建築契諾

- (2) 「買方」須發展該地段，即全面遵照「此等條款」和在任何時間於香港生效的有關建築、衛生及規劃的所有條例、附例和規例，在該處建造一座或多座建築物，上述的一座或多座建築物應在2018年6月30日或之前建成並適宜佔用。

批地特別條款第(3)條

用途

- (3) 該地段或其任何部份或現已或將會建於該處的任何建築物或建築物部份除作私人住宅用途外概不可作任何其他用途。

批地特別條款第(6)條

康樂設施

- (6) (a) 「買方」可於該地段興建、建造及提供經「署長」書面批准的康樂設施及其附屬設施（以下統稱「該等設施」）。「該等設施」的類型、大小、設計、高度及分佈亦須「署長」的事先批核。

- (b) 計算批地特別條款第(4)(c)條的總建築面積時，受限於本文批地特別條款第34(d)，根據本批地特別條款(a)分條於該地段提供的「該等設施」的任何部份如乃供現已或將會建於該地段的一座或所有多座住宅大廈全體居民和彼等的真正訪客公用與共享，不會連計在內，而「署長」認為並非作此用途的「該等設施」的其餘部份則會計算在內。
- (c) 倘若「該等設施」任何部份根據本批地特別條款(b)分條可豁免計入的總建築面積（以下簡稱「豁免設施」）：
- (i) 「豁免設施」須劃為批地特別條款第(14)(a)(v)條所訂的「公用地方」一部份；
- (ii) 「買方」須自費維修「豁免設施」，以保持其維修充足及狀態良好，及妥善運作該「豁免設施」，以令「署長」滿意；及
- (iii) 「豁免設施」只可供現已或將會建於該地段的一座或多座住宅大廈居民及彼等之真正訪客使用，其他人等不可使用。
- (d) 倘若該地段被發展用作單一家庭之居所，此批地特別條款(b)及(c)分條將不適用。「署長」對該地段是否被發展用作單一家庭居所的決定將為最終者及對「買方」有約束力。

批地特別條款第(7)條

樹木保育

- (7) 如非事前獲「署長」書面同意，不可移除或干預任何現於該地段或毗連土地生長的樹木，而「署長」給予同意時可附加其視為恰當的移植、補償園景工程或再植條件。

批地特別條款第(8)條

園景美化

- (8) (a) 「買方」應自費提交一份園景設計總圖予「署長」審批，依據批地特別條款(b)分條之要求述明該地段內所提供的園景美化位置，分佈和布局。在該地段或其部份不可進行地盤平整工程直至園景設計總圖獲得「署長」之書面批准與及已獲發給批地特別條款第(7)條所提及的保育樹木建議同意書（如需要）。
- (b) (i) 園景設計總圖比例應為1：500或更大，並須載明園景美化建議資料，包括現有樹木普查及處理方案、地盤布局和平整面水平高度、建築物發展概念模式、硬及軟的園景區圖解佈局，以及「署長」指定的其他資料。
- (ii) 不少於百分之二十的該地段面積應栽種有樹木、灌木和其他植物。
- (iii) 此批地特別條款第(b)(ii)分條所指的百分之二十中，不少於百分之五十（以下稱“綠化地方”）應設於「署長」以其獨有酌情權決定的位置和水平高度以令綠化地方可由行人看到和任何進入該地段的人到達。
- (iv) 「署長」就那些「買方」建議的園景工程構成此批地特別條款第(b)(ii)分條所指的百分之二十的決定將為最終者與對「買方」有約束力。
- (v) 「署長」以其獨有酌情權可以接受「買方」建議的其他非種植性特徵物用以代替種植樹木、灌木和其他植物。
- (c) 「買方」應自費按照經批核的園景設計總圖在該地段進行園景美化達至「署長」滿意，如非事前獲「署長」書面同意，不得作任何修改、更改、改動、改變或取代。
- (d) 「買方」於其後應自費保養和維修園景美化工程，以維持其安全、清潔、整齊、整潔及健康情況，全面達至「署長」滿意。
- (e) 依據此批地特別條款作園景美化的地方須指定及/或為批地特別條款第(14)(a)(v)條內所指的公用地方。
- (f) 倘若該地段被發展作單一家庭居所之用，此批地特別條款之(b)(iii)及(e)分條將不適用。「署長」對於該地段是否被發展作單一家庭居所之用的決定將為最終者及對「買方」有約束力。

批地特別條款第(17)條

「住宅車位」

- (17)(a) (i) 該地段內須提供達至「署長」滿意的車位，以供停泊根據《道路交通條例》、其任何其下的規例及任何修訂立法獲得發牌，並屬於現已或將會建於該地段的一座或多座建築物的住客及其真正賓客、訪客或被邀請者的車輛（以下稱「住宅停車位」），其比率如下：

- (I) 如該地段內提供一幢或多幢住宅單位(擬用作單一家庭居所之獨立分離、半分離或排列連接式洋房除外)，其數目比率將參照下列列表按該地段已建或擬建的住宅單位的個別大小計算(除非「署長」同意採用與下列列表不同之比率或住宅停車位數目)：

每個住宅單位面積	將予提供的住宅停車位數目
少於40平方米	每13.3個住宅單位或其部份1個停車位
不少於40平方米但少於70平方米	每8個住宅單位或其部份1個停車位
不少於70平方米但少於100平方米	每3.2個住宅單位或其部份1個停車位
不少於100平方米但少於160平方米	每1.6個住宅單位或其部份1個停車位
不少於160平方米	每1個住宅單位或其部份1個停車位

- (II) 如該地段內提供一座或多座擬用作單一家庭居所之獨立分離、半分離或排列連接式洋房，其數目比率為：

- (A) 如其總建築面積少於160平方米則每座上述洋房一個停車位又如其總建築面積不少於160平方米但少於220平方米則每座上述洋房1.5個停車位，惟倘若按本(a)(i)(II)(A)分條將提供之停車位數目為一小數，該數目將被完全向上進位至下一個整數；及
- (B) 如其總建築面積不少於220平方米則每座上述洋房兩個停車位。

為本(a)(i)分條之目的，「署長」之決定甚麼構成一座獨立分離、半分離或排列連接式洋房及每一該等洋房是否構成或擬用作單一家庭居所將為最終者及對「買方」有約束力。

- (ii) 為本批地特別條款之(a)(i)(I)分條之目的，須提供之停車位總數目應為按照本批地特別條款(a)(i)(I)分條列表依據各住宅單位大小而計算出停車位數目之總和。為「此等條款」的目的“每個住宅單位面積”一詞，在建築面積而言為下列(I)及(II)之和：

- (I) 一個住宅單位只供該單位住戶獨有使用及享用之建築面積，須由該單位之包圍外牆或護牆之外圍起量度。但若包圍外牆分開兩個毗連單位，在這情況下須由外牆之中間部份起量度，並包括該單位之內部間隔及支柱，但為免疑問，不包括依據批地特別條款第(4)(c)條計算建築面積時不需計入其中的該單位之所有樓面面積；及
- (II) 該住宅單位的按比例之「住宅公用地方」(下面設有定義)建築面積，計算時，在各個住宅單位圍牆之外，供該地段已建或擬建一幢或多幢建築物之住戶共同使用及享用的住宅公用地方的總建築面積但，為了避免疑問，不包括依據批地特別條款第(4)(c)條計算建築面積時不須計入其中的所有樓面面積(該住宅公用地方下稱「住宅公用地方」)須按以下公式向每一間住宅單位分攤：

$$\text{「住宅公用地方」之總建築面積} \times \frac{\text{根據批地特別條款第(a)(ii)(I)分條所計出之該住宅單位之建築面積}}{\text{根據批地特別條款第(a)(ii)(I)分條所計出之所有住宅單位之總建築面積}}$$

訪客停車位

- (iii) 須加設用作停泊根據《道路交通條例》及任何其下的規例及任何修訂立法已獲發牌，並屬於該地段已建或擬建的一幢或多幢建築物之住戶的真正賓客、訪客或被邀請使用者的汽車的額外停車位，其數目按以下比率(惟最少數目為兩個停車位)：-

- (I) 如已建或擬建於該地段的任何一座住宅單位內提供多於75個單位，則其比率為每一該等住宅單位座數提供一個停車位；或
- (II) 「署長」批准的其他比率。

為本(a)(iii)分條之目的，一座擬用作單一家庭居所之獨立分離、半分離或排列連接式洋房將不被視為一座住宅單位或一個住宅單位。「署長」之決定就甚麼構成一座獨立分離、半分離或排列連接式洋房及每一該等屋宇是否構成或擬用作單一家庭居所將為最終者及對「買方」有約束力。

- (iv) 根據批地特別條款(a)(i)(I)分條(可能根據本文批地特別條款第(19)條有所修訂)，(a)(i)(II)分條及(a)(iii)分條(可能根據本文批地特別條款第(19)條有所修訂)提供的停車位除作本批地特別條款(a)(i)及(a)(iii)分條分別訂明的用途外，不得作任何其他用途，尤其該等停車位不可用作存放、陳列或展示車輛作出售或其他用途或用作提供汽車清潔及美容服務。

「傷殘人士車位」

- (b) (i) 從根據本批地特別條款(a)(i)(I)分條(可經由依據批地特別條款(19)條有所修訂)，(a)(i)(II)分條及(a)(iii)分條(可經由依據批地特別條款(19)條有所修訂)提供的車位當中，「買方」應按照建築事務監督的要求及批准，預留和劃定車位，以供《道路交通條例》、其任何附屬規例及相關修訂法例界定的傷殘人士車輛停泊(該等將如上預留和劃定的車位以下稱「傷殘人士停車位」)，然而從根據本批地特別條款(a)(iii)分條(可經由依據批地特別條款(19)條有所修訂)提供的車位中如上預留和劃定停車位數目不可少於1個，但「買方」不可把根據本批地特別條款(a)(iii)分條(可經由依據批地特別條款(19)條有所修訂)提供的所有車位預留和劃定車位變作為「傷殘人士停車位」。

- (ii) 「傷殘人士停車位」除供《道路交通條例》、其任何附屬規例及相關修訂法例界定為傷殘人士車輛並且是屬於現已或將會建於該地段一座或多座建築物的住客及其真正賓客、訪客或被邀請使用者的車輛停泊外，不可作任何其他用途，其中特別禁止在該些停車位存放、陳列或展示車輛作出售或其他用途或供應作汽車清洗及美容服務。

「電單車停車位」

- (c) (i) 該地段內應提供達致「署長」滿意的車位，以供停泊根據《道路交通條例》、其任何附屬規例及相關修訂法例持牌並屬於現已或將會建於該地段一座或多座建築物的住客及其真正賓客、訪客或被邀請使用者的電單車(下稱「電單車停車位」)其比率為依照本批地特別條款(a)(i)(I)及(a)(iii)分條(可經由依據批地特別條款(19)條有所修訂)規定提供的車位總額的百分之十，除非「署長」同意其他比率，但假若提供車位數目依照本(c)(i)分條是小數，該數目須上調至下一個整數。

- (ii) 「電單車停車位」(可經由依據批地特別條款(19)條有所修訂)除作本批地特別條款(c)(i)分條訂明的用途外，不得作任何其他用途，其中特別禁止在該些停車位存放、陳列或展示車輛作出售或其他用途或供應作汽車清洗及美容服務。

停車位尺寸

- (d) (i) 除「傷殘人士停車位」外，根據本批地特別條款(a)(i)(I)分條(可經由依據批地特別條款(19)條有所修訂)，(a)(i)(II)分條及(a)(iii)分條(可經由依據批地特別條款(19)條有所修訂)規定提供的每個車位尺寸應為2.5米闊及5.0米長，淨空高度最少2.4米。
- (ii) 每個「傷殘人士停車位」尺寸應按照建築事務監督的要求及批准。
- (iii) 每個「電單車停車位」尺寸(可經由依據批地特別條款(19)條有所修訂)應為1.0米闊及2.5米長，淨空高度最少2.4米或「署長」批准的其他高度下限。

批地特別條款第(18)條

起卸貨物規定

- (18) (a) 該地段內應提供達致「署長」滿意的車位作貨車上落貨用途，其比率為現已或將會建於該地段的一座或多座建築物內每800個住宅單位或其部份一個車位或「署長」批准的其他比率，但每一座現已或將會建於該地段的住宅單位大廈最少一個上落貨停車位，該上落貨停車位應設於每座住宅單位大廈毗鄰或其內。為本條款(a)分條的目的，一座擬用作單一家庭居所之獨立分離、半分離或排列連接式洋房將不被視為一座住宅單位大廈或一個住宅單位。「署長」之決定就是否每一座該等洋房構成或擬作單一家庭居所將為最終及對「買方」有約束力。
- (b) 根據本批地特別條款(a)分條提供的每個車位尺寸應為3.5米闊及11.0米長，淨空高度最少4.7米。此等車位除供該地段的一座或多座建築物的相關的貨車上落貨外，不得作任何其他用途。

批地特別條款第(21)條

「住宅停車位」及「電單車停車位」的轉讓限制

(21) (a) 儘管「此等條款」經已遵守及遵行至「署長」滿意程度，「住宅停車位」及「電單車停車位」不可以：

- (i) 轉讓，除非：
 - (I) 連同賦予現已或將會建於該地段一座或多座建築物一個或多個住宅單位獨有享用及管用的權利之該地段不分割份數一併轉讓；或
 - (II) 承讓人當時已擁有現已或將會建於該地段一座或多座建築物一個或多個住宅單位獨有享用及管用的權利之該地段不分割份數；或
- (ii) 轉租，除非租予現已或將會建於該地段一座或多座建築物內住宅單位的住客。

但無論如何轉讓予該地段現已或將會興建的建築物中之任何一個住宅單位的業主或轉租予該地段現已或將會興建的建築物中任何一個住宅單位的住客之「住宅車位」及「電單車車位」總數不得超過三個。為免疑慮，一座擬用作單一家庭居所之獨立分離、半分離或排列連接式洋房將被視作一個本(a)分條所指之住宅單位。「署長」之決定一個獨立分離、半分離或排列連接式洋房是否構成或擬用作一個單一家庭居所將為最終及對「買方」有約束力。

- (b) 儘管有本批地特別條款(a)分條的規定，「買方」可在事前獲得「署長」書面同意下以整體方式轉讓所有「住宅停車位」及「電單車停車位」，但承讓方只可以為「買方」的全資附屬公司。
- (c) 本批地特別條款(a)分條不適用於以整體方式轉讓、轉租、按揭或押記該地段。
- (d) 本批地特別條款(a)及(b)分條不適用於「傷殘人士停車位」。

批地特別條款第(26)條

削土工程

(26) (a) 如該地段內或任何「政府」土地現時或以往曾經配合或因應該地段或其任何部份的形成平整或發展事宜或因其他「買方」須按「此等條款」或其他目的要進行的工程進行削土、移土或土地後移工程，或建造或填土工程，或任何性質的斜坡處理工程，不論事前是否獲「署長」書面同意，「買方」亦須於當時或嗣後任何時間，按需要自費進行及建造斜坡處理工程、護土牆或其他支撐結構、防護結構、排水或輔助其他工程，以保護和支撐該地段內的土地及任何毗連或毗鄰「政府」土地或已批租土地，同時避免及防止其後發生任何崩塌、山泥傾瀉或地陷。「買方」應在本文協定的整個批地年期內自費維修上述土地、斜坡處理工程、護土牆或其他支撐結構、防護結構、排水、輔助工程或其他工程，以保持其維修充足及狀態良好達至「署長」滿意程度。

- (b) 本批地特別條款(a)分條的規定概不妨礙「政府」在「此等條款」中的權利，其中特別是本文批地特別條款第(25)條。
- (c) 無論何時，如因「買方」進行任何形成、平整、發展或其他工程或因其他事故導致或引起該地段內的土地或任何毗連或毗鄰「政府」土地或已批租土地發生任何崩塌、山泥傾瀉或地陷，「買方」須自費還原並修葺該處，以達至「署長」滿意，同時須就「政府」、其代理及承辦商作出彼等因為或由於該等崩塌、山泥傾瀉或地陷所蒙受或招致的所有費用、收費、損害、需索及索償作出彌償。
- (d) 在本文訂明關於違反「此等條款」的任何權利或補救之上，「署長」另有權向「買方」發出書面通知，要求「買方」進行、建造和維修上述土地、斜坡處理工程、護土牆或其他支撐結構、防護結構、排水或輔助或其他工程，或還原並修葺任何崩塌、山泥傾瀉或地陷範圍，如「買方」疏忽或未能在通知書訂明的期限內執行通知書的指示以達至「署長」滿意，「署長」可即時執行和進行任何必要工程。「買方」必須在接獲通知時向「政府」償還有關費用，以及任何行政及專業費用與收費。

批地特別條款第(28)條

維修地樁

(28) 如該地段的發展或重建項目或其任何部份已安裝預應力地樁，「買方」應自費在預應力地樁的整個服務年限內對其定期維修及監察，以令「署長」滿意，並且在「署長」不時全權酌情要求時提交上述監察工程報告和資料。如「買方」疏忽或不執行規定的監察工程，「署長」可即時執行和進行監察工程，「買方」必須在接獲通知時向「政府」償還有關的費用。

批地特別條款第(30)條

「綠色加黑色斜線區域」

(30) (a) 「買方」須自資履行及完成「署長」在其絕對酌情權下要求有關於本批地文件附圖中以綠色加黑色斜線顯示之區域(以下統稱「綠色加黑色斜線區域」)之土力勘察及斜坡處理、山崩防止、減輕及補救工程以致署長滿意，又須於批地年期內所有時間，自資保養「綠色加黑色斜線區域」，包括其中之所有土地、斜坡處理工程、擋土構築物、排水及任何其他工程，以保持其良好及充份維修之狀況，達致「署長」滿意程度。批地年期內任何時間倘若於在「綠色加黑色斜線區域」內發生任何山崩、下陷或崩塌，「買方」須自資使其復原或將其修復以致「署長」滿意連帶任何「署長」認為亦受影響之毗連或鄰接地(「署長」之決定將為最終決定及對「買方」有約束力)。「買方」須彌償政府，其代理人及承建商因此類山崩、下陷或崩塌所引致之一切任何申索、訴訟、費用、損害賠償及使費。「買方」須確保於任何時候於該「綠色加黑色斜線區域」都不會有非法挖掘或堆存及經「署長」事前的書面批准，「買方」可以豎立欄柵或其他障礙以防止該等非法挖掘或堆存。在違反「此等條款」而有之任何其他權利及補救之上，「署長」可於任何時間以書面通知要求「買方」履行該等土力工程勘察、斜坡處理、山崩防止、減輕及補救工程以保養，恢復及修復任何因山崩、下陷或崩塌而受影響之土地、構築物或工程，又如「買方」在該通知指定期限內忽視或未能遵守該通知以達致「署長」滿意，「署長」可於該期限屆滿後執行及履行所須工程而「買方」須應要求付還政府有關費用。

- (b) 儘管有本批地特別條款(a)分條之規定，「買方」在「綠色加黑色斜線區域」或其任何部分在本批地特別條款下的義務和權利，在「政府」向「買方」發出終止通知時絕對終止，而買方不能就因為終止而產生的任何該等損失、損害或干擾，或由此引伸的任何費用向「政府」、「署長」或其授權的政府人員提出索償。但是，該終止不影響「政府」就任何先前違反、不履行或不遵守本批地特別條款(a)分條的任何權利或補救。

批地特別條款第(31)條

「服務」受損

(31) 「買方」時刻均須採取所有正當及合適的謹慎、技術和預防措施，尤其是在進行建造、維修、更新或修理工程(以下稱「工程」)，藉以避免損壞、滋擾或阻礙位於或貫穿、在上面、在下面或毗鄰該地段或其任何部份或「綠色加黑色斜線區域」或全個該地段或其任何部份及「綠色加黑色斜線區域」的「政府」或其他現有排水渠、水道或渠道、總水管、道路、行人徑、街道設施、污水管、明渠、水管、電纜、電線、公用服務設施或任何其他工程或裝置(以下統稱「服務設施」)。「買方」執行任何此等「工程」之前，必須進行或達致進行適當調查和查詢，以核實「服務設施」的現在位置及水平，並須以書面向「署長」提交處理任何可能受「工程」影響的「服務設施」之建議書以待全面審批，直至「署長」以書面批准「工程」及建議書為止，「買方」不得展開任何工程。此外，「買方」應遵從及自費履行「署長」給予上述批准時就「服務設施」制訂的規定，包括作出任何必要改道、重鋪或還原工程的費用。「買方」須自費達至「署長」全面滿意程度修理、修復及還原「工程」導致或引起該地段或「綠色加黑色斜線區域」或全個該地段或其任何部份及「綠色加黑色斜線區域」或任何「服務設施」蒙受的損害、滋擾或阻塞(除明渠、污水管、雨水渠或總水管其應由「署長」修復外，和除非「署長」另作決定，「買方」須在「政府」通知時支付有關的費用)。如「買方」未能在該地段或其任何部份或「綠色加黑色斜線區域」或全個該地段或其任何部份及「綠色加黑色斜線區域」或任何「服務設施」執行此等必要的改道、重鋪、修理、修復及還原工程以致令「署長」滿意，「署長」可按其視為必要的情況下執行此等改道、重鋪、修理、修復或還原工程，「買方」須在「政府」通知時支付有關的費用。

批地特別條款第(32)條

建造排水渠及渠道

(32) (a) 「買方」應按「署長」視為需要，自費以達至「署長」滿意程度在該地段邊界範圍內或「政府」土地上建造和維修排水渠及渠道，以截流及輸送所有落下或流進該地段的暴雨水或雨水至最鄰近的河溪、集水井、渠道或「政府」暴雨渠。倘此等暴雨水或雨水造成任何損害或滋擾以致引起任何訴訟、索償及需索，「買方」必須承擔全責並向「政府」及其人員作出彌償。

接駁排水渠及污水管

(b) 連接任何由該地段至政府雨水渠及污水管的排水管及污水管之工程(當已鋪設或委託鋪設)可由「署長」履行，惟因而引致的任何損失或損害「署長」不須向「買方」負責，而「買方」須於政府提出索求時繳付予政府該等連接工程之費用。或者，該等連接工程可由「買方」自資履行致「署長」滿意及在此情況時，任何建築於政府土地之連接工程部份須由「買方」自資保養，並須於政府提出索求時由「買方」交予政府由政府日後出資保養，而「買方」須於政府提出索求時繳付予政府有關該等連接工程之技術審核費用。「署長」可於「買方」未有履行該等建築於政府土地連接工程的任何部份之保養時，履行其認為有需要之保養工程，而「買方」須於政府提出索求時繳付予政府該等工程之費用。

批地特別條款第(35)條

不許有墳墓或骨灰龕

(35) 該地段不可建立或建造任何墳墓或骨灰龕，亦不可安葬或放置任何人類遺體或動物遺體，不論放於屬陶泥金塔或骨灰盅或其他內。

除非本售樓說明書另設定義，否則上述名詞具有批地文件中該等名詞的相同定義。

註：有關詳細資料，請參閱批地文件，其文本存放在售樓處在開放時間內應要求免費供閱覽，亦可付費獲取其影印本。

Not Applicable.

不適用。



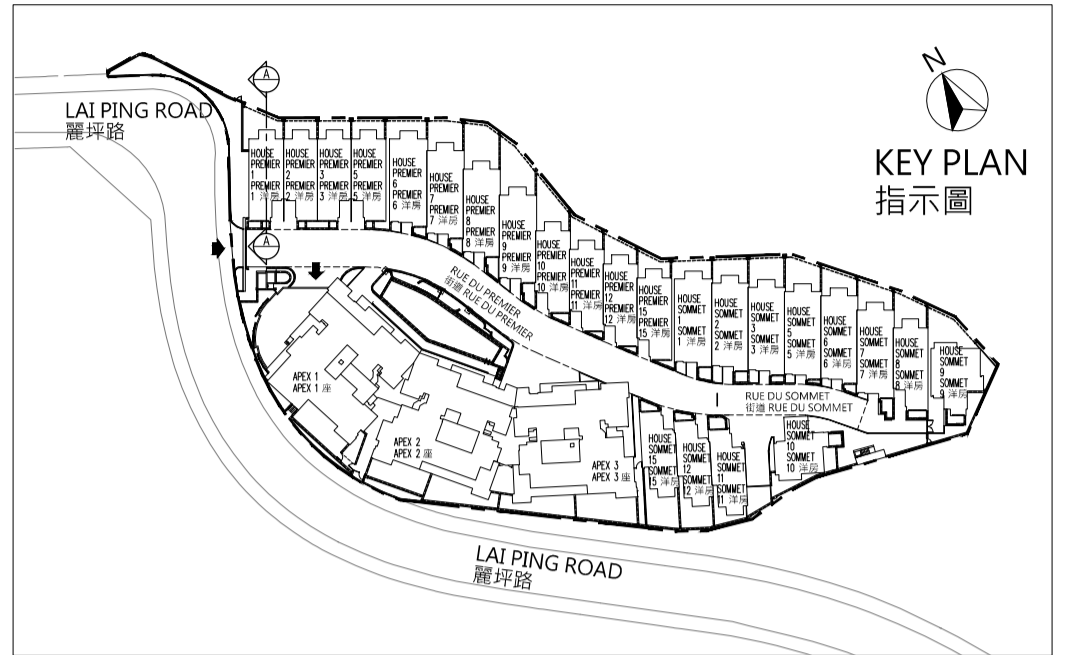
Warning to Purchasers 對買方的警告

- (a) The purchaser is recommended to instruct a separate firm of solicitors (other than that acting for the owner) to act for the purchaser in relation to the transaction.
 - (b) If the purchaser instructs such separate firm of solicitors to act for the purchaser in relation to the transaction, that firm will be able to give independent advice to the purchaser.
 - (c) If the purchaser instructs the firm of solicitors acting for the owner to act for the purchaser as well, and a conflict of interest arises between the owner and the purchaser,
 - (i) that firm may not be able to protect the purchaser's interests; and
 - (ii) the purchaser may have to instruct a separate firm of solicitors; and
 - (iii) in the case of paragraph (c)(ii), the total solicitors' fees payable by the purchaser may be higher than the fees that would have been payable if the purchaser had instructed a separate firm of solicitors in the first place.
- (a) 現建議買方聘用一間獨立的律師事務所(代表擁有人行事者除外)，以在交易中代表買方行事。
 - (b) 如買方聘用上述的獨立的律師事務所，以在交易中代表買方行事，該律師事務所將會能夠向買方提供獨立意見。
 - (c) 如買方聘用代表擁有人行事的律師事務所同時代表買方行事，而擁有人與買方之間出現利益衝突—
 - (i) 該律師事務所可能不能夠保障買方的利益；及
 - (ii) 買方可能要聘用一間獨立的律師事務所；及
 - (iii) 如屬(c)(ii)段的情況，買方須支付的律師費用總數，可能高於如買方自一開始即聘用一間獨立的律師事務所便須支付的費用。

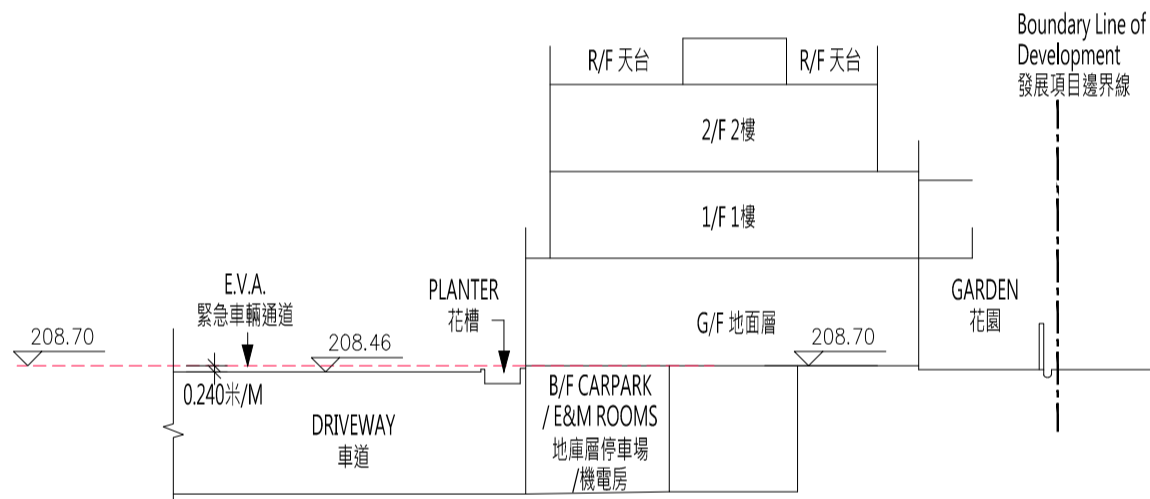
Cross-section Plan of Building in the Development

發展項目中的建築物的橫截面圖

House Premier 1
Premier 1 洋房



House Premier 1
Premier 1 洋房



CROSS - SECTION PLAN A
橫截面圖A

- The part of Emergency Vehicular Access (E.V.A.) adjacent to the building is 208.46 meters above Hong Kong Principal Datum (HKPD).
- 毗連建築物的一段緊急車輛通道為香港主水平基準以上208.46米。

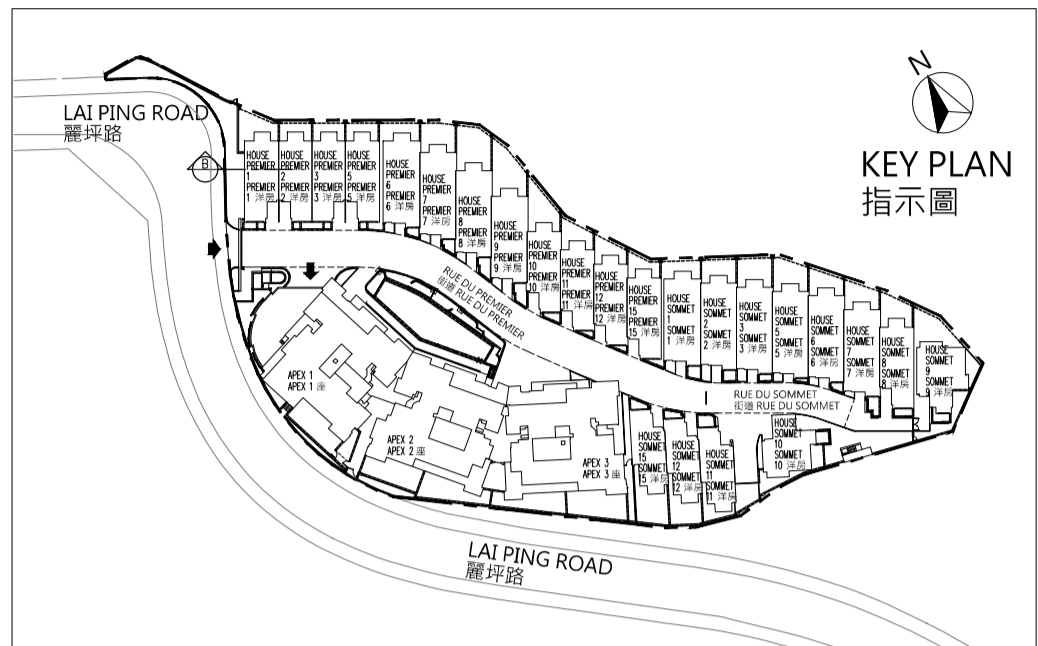
- - - - - Dotted line denotes the level of the lowest residential floor.
- - - - - 虛線為最低住宅樓層水平。

- ∇ Denotes height (in metres) above the Hong Kong Principal Datum.
- ∇ 代表香港主水平基準以上的高度(米)。

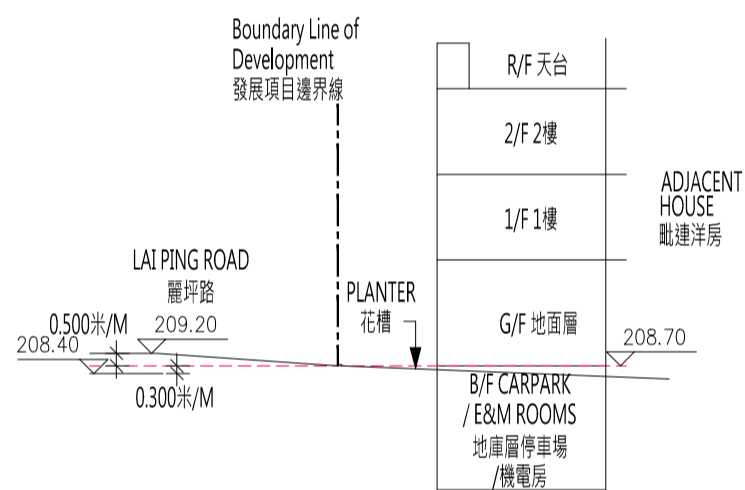


Cross-section Plan of Building in the Development 發展項目中的建築物的橫截面圖

House Premier 1 Premier 1 洋房



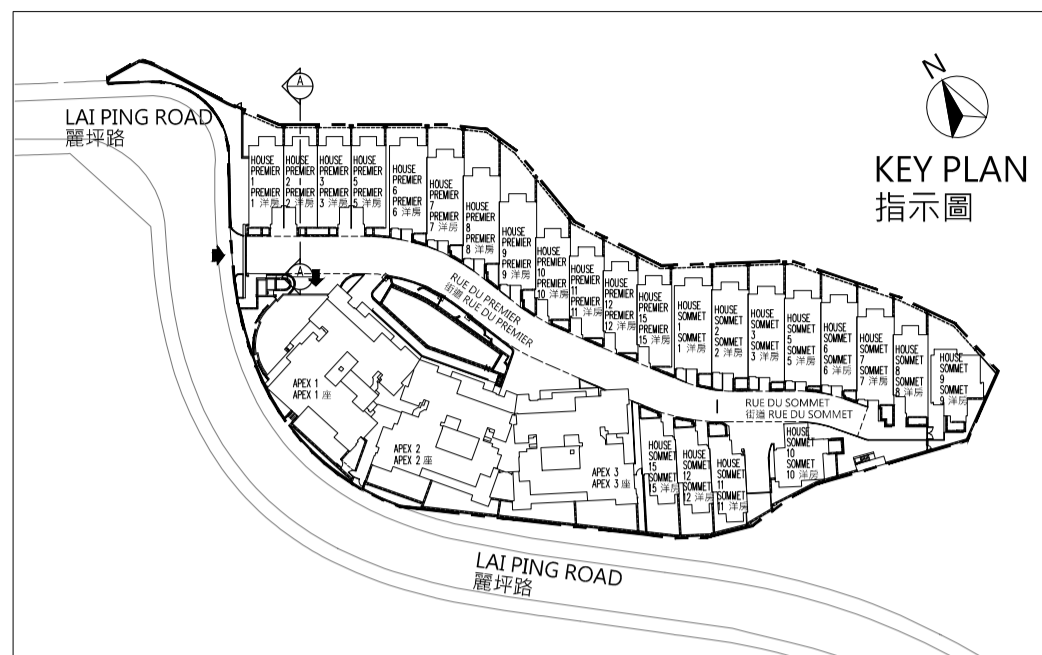
House Premier 1 Premier 1 洋房



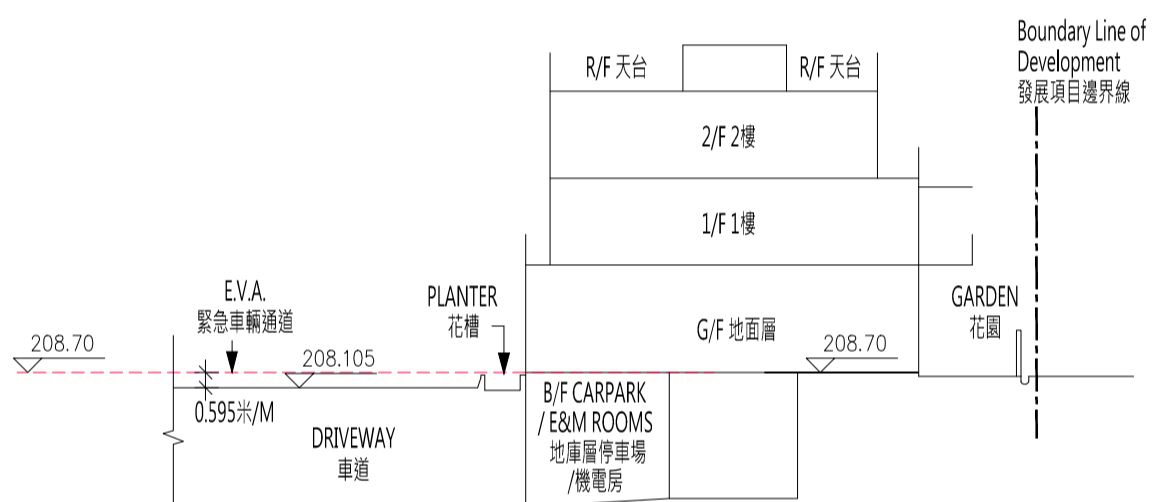
CROSS - SECTION PLAN B
橫截面圖B

- The part of Lai Ping Road adjacent to the building is 208.40 to 209.20 meters above Hong Kong Principal Datum (HKPD).
- 毗連建築物的一段麗坪路為香港主水平基準以上208.40米至209.20米。
- Dotted line denotes the level of the lowest residential floor.
- 虛線為最低住宅樓層水平。
- Denotes height (in metres) above the Hong Kong Principal Datum.
- 代表香港主水平基準以上的高度(米)。

House Premier 2
Premier 2 洋房



House Premier 2
Premier 2 洋房



CROSS - SECTION PLAN A
橫截面圖A

- The part of Emergency Vehicular Access (E.V.A.) adjacent to the building is 208.105 meters above Hong Kong Principal Datum (HKPD).
- 毗連建築物的一段緊急車輛通道為香港主水平基準以上208.105米。

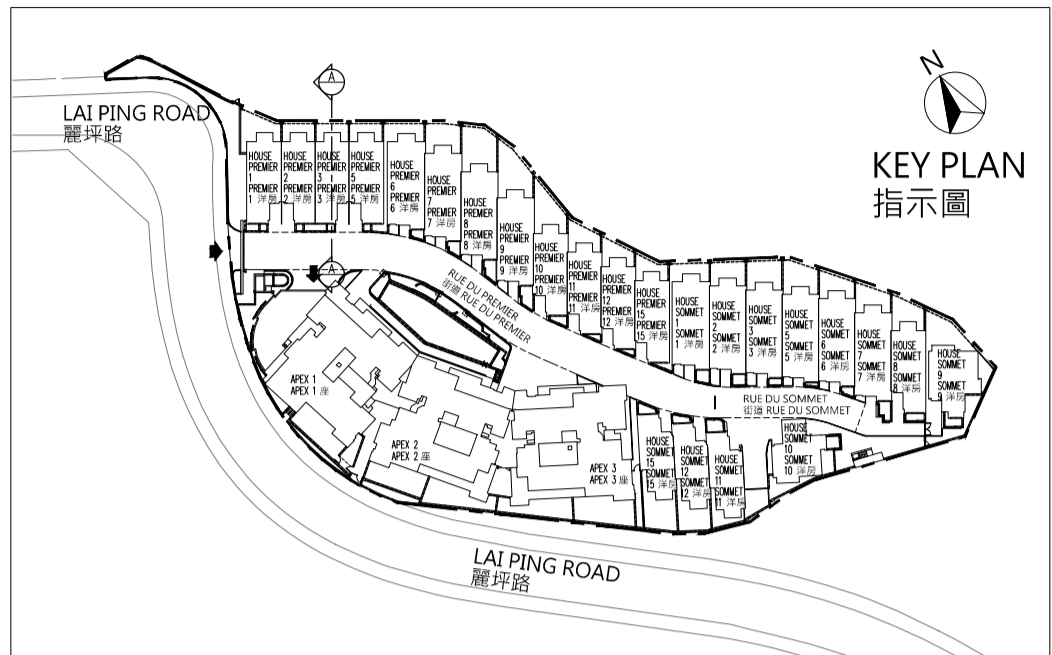
- - - - - Dotted line denotes the level of the lowest residential floor.
- - - - - 虛線為最低住宅樓層水平。

-  Denotes height (in metres) above the Hong Kong Principal Datum.
-  代表香港主水平基準以上的高度(米)。

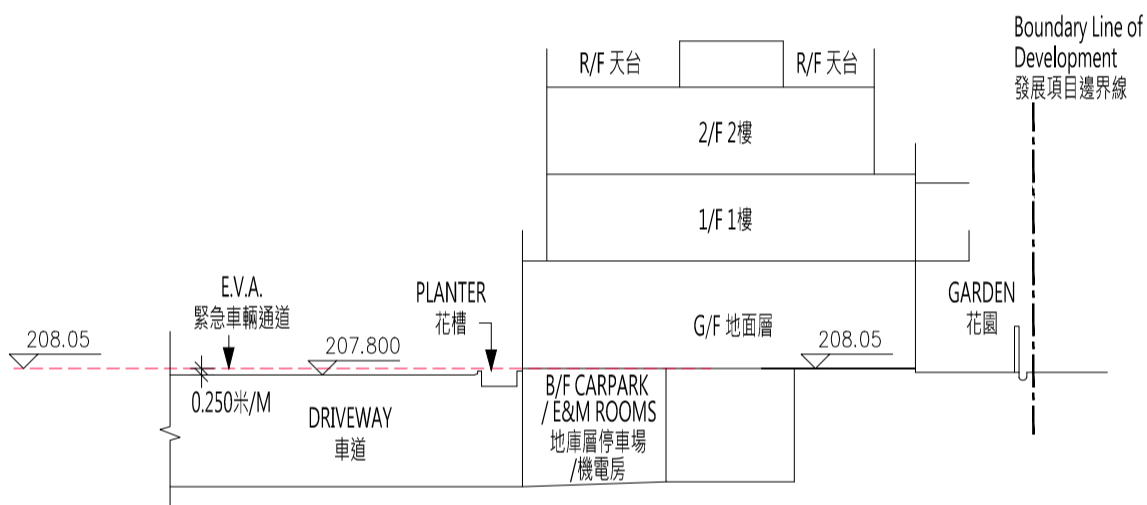


Cross-section Plan of Building in the Development
發展項目中的建築物的橫截面圖

House Premier 3
Premier 3 洋房



House Premier 3
Premier 3 洋房



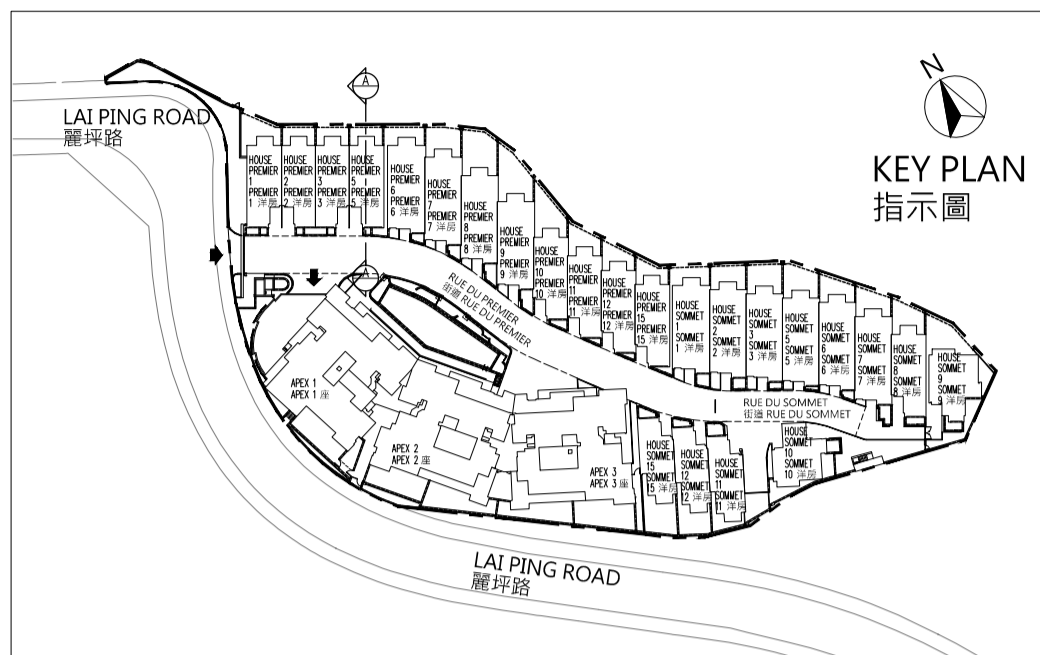
CROSS - SECTION PLAN A
橫截面圖A

- The part of Emergency Vehicular Access (E.V.A.) adjacent to the building is 207.80 meters above Hong Kong Principal Datum (HKPD).
- 毗連建築物的一段緊急車輛通道為香港主水平基準以上207.80米。

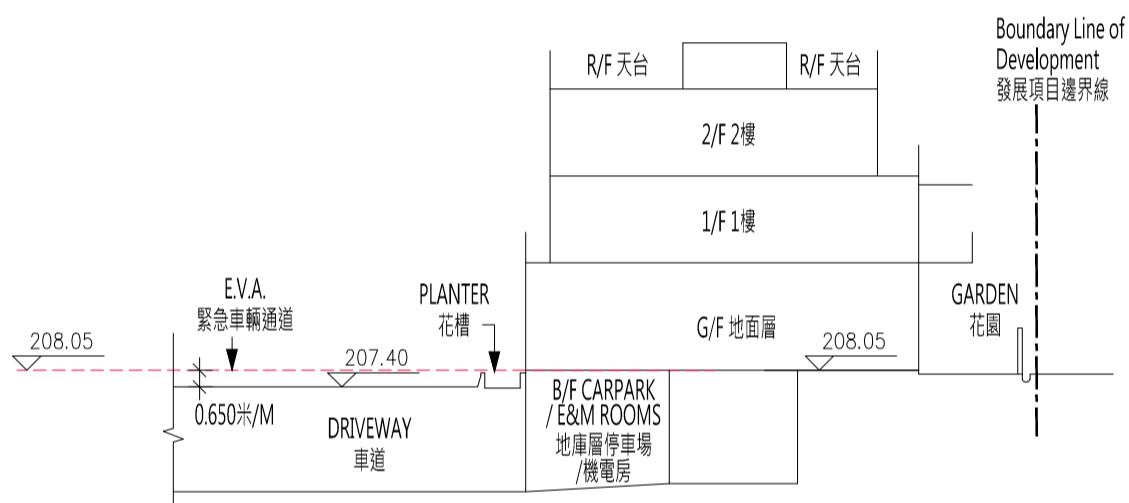
- --- Dotted line denotes the level of the lowest residential floor.
- --- 虛線為最低住宅樓層水平。

- ∇ Denotes height (in metres) above the Hong Kong Principal Datum.
- ∇ 代表香港主水平基準以上的高度(米)。

House Premier 5
Premier 5 洋房



House Premier 5
Premier 5 洋房



CROSS - SECTION PLAN A
橫截面圖A

- The part of Emergency Vehicular Access (E.V.A.) adjacent to the building is 207.40 meters above Hong Kong Principal Datum (HKPD).
- 毗連建築物的一段緊急車輛通道為香港主水平基準以上207.40米。

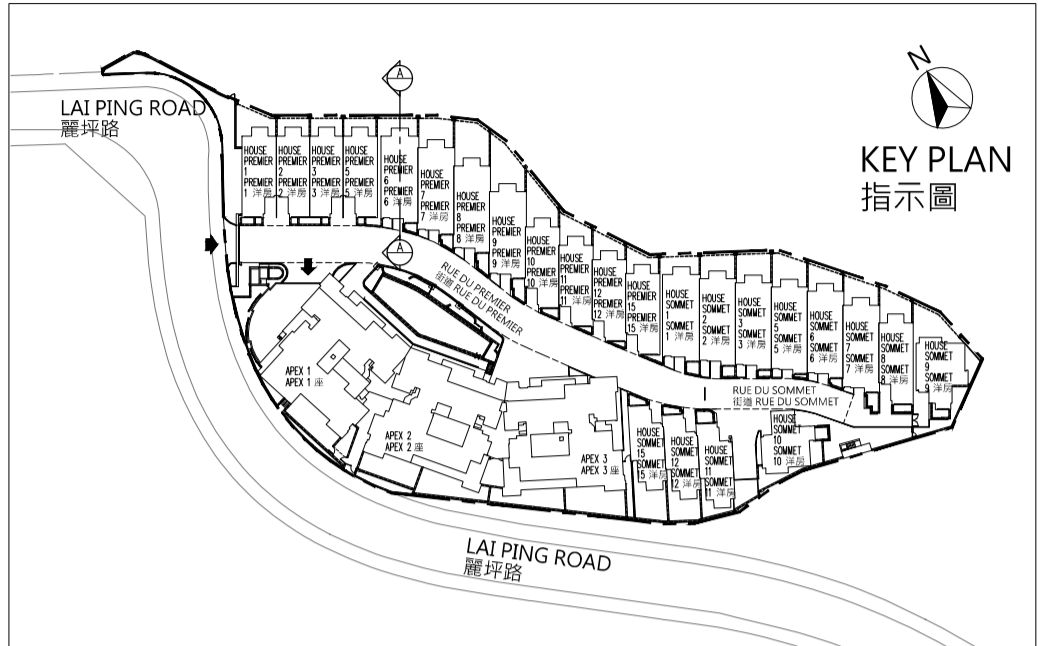
- Dotted line denotes the level of the lowest residential floor.
- 虛線為最低住宅樓層水平。

- Denotes height (in metres) above the Hong Kong Principal Datum.
- 代表香港主水平基準以上的高度(米)。

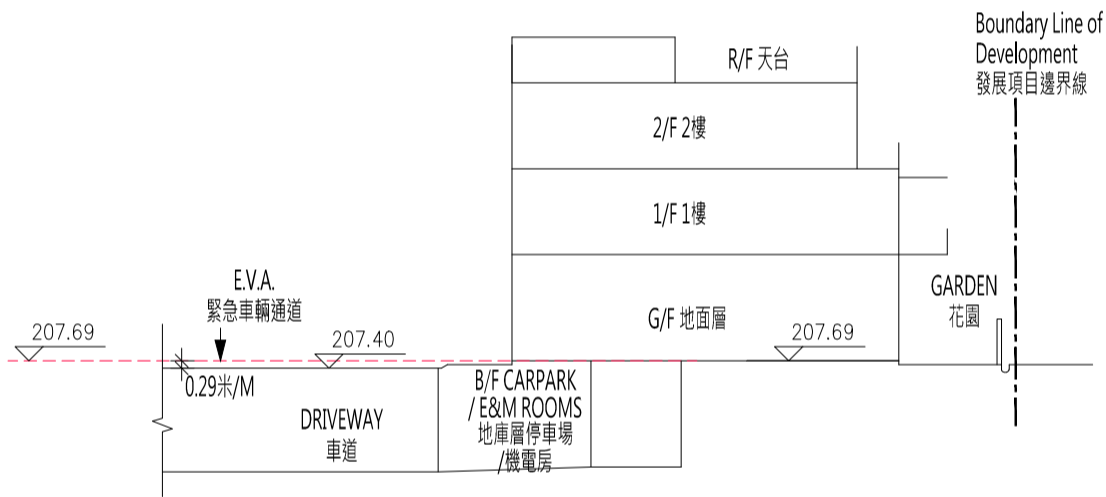


Cross-section Plan of Building in the Development
發展項目中的建築物的橫截面圖

House Premier 6
Premier 6 洋房



House Premier 6
Premier 6 洋房



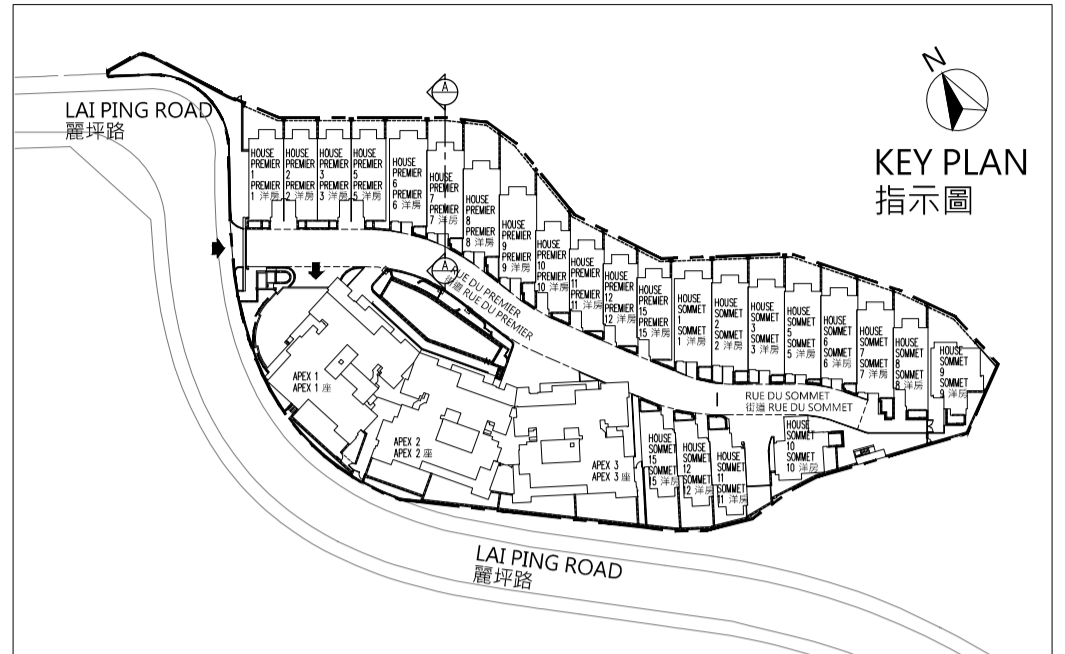
CROSS - SECTION PLAN A
橫截面圖A

- The part of Emergency Vehicular Access (E.V.A.) adjacent to the building is 207.40 meters above Hong Kong Principal Datum (HKPD).
- 毗連建築物的一段緊急車輛通道為香港主水平基準以上207.40米。

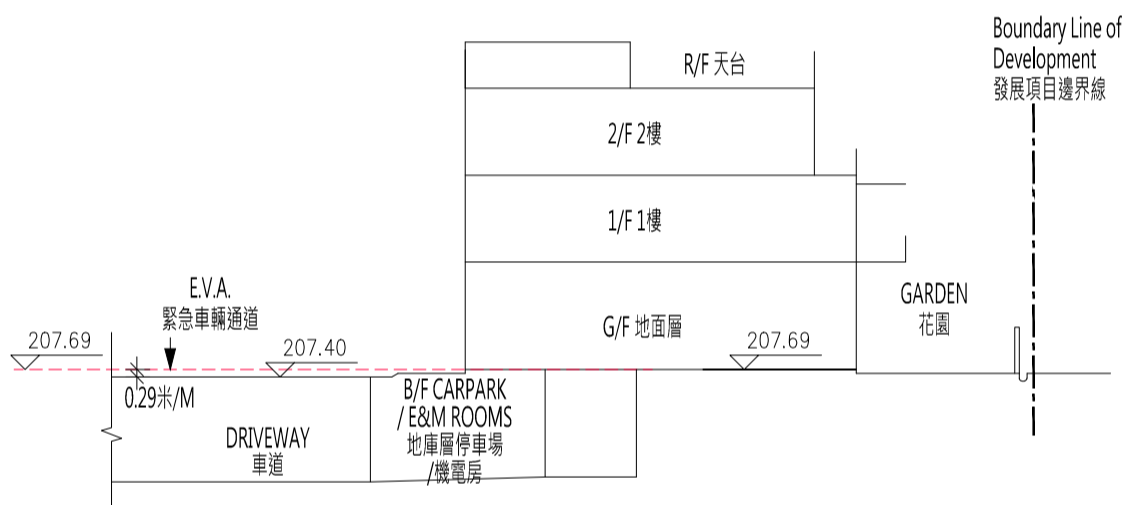
- - - - - Dotted line denotes the level of the lowest residential floor.
- - - - - 虛線為最低住宅樓層水平。

- Denotes height (in metres) above the Hong Kong Principal Datum.
- 代表香港主水平基準以上的高度(米)。

House Premier 7
Premier 7 洋房



House Premier 7
Premier 7 洋房



CROSS - SECTION PLAN A
橫截面圖A

- The part of Emergency Vehicular Access (E.V.A.) adjacent to the building is 207.40 meters above Hong Kong Principal Datum (HKPD).
- 毗連建築物的一段緊急車輛通道為香港主水平基準以上207.40米。

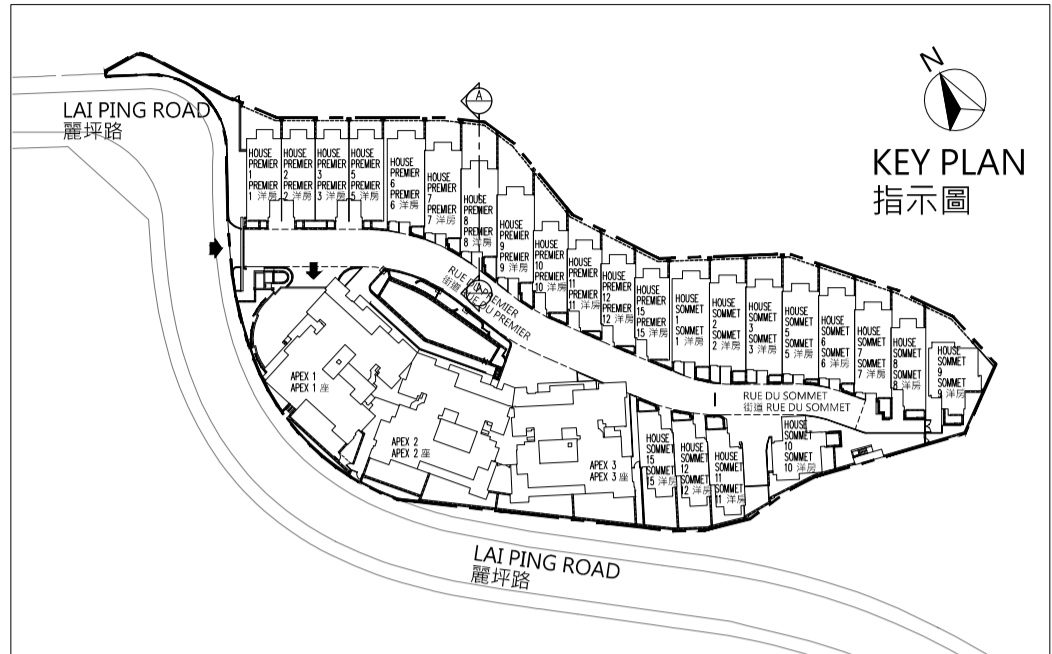
- Dotted line denotes the level of the lowest residential floor.
- 虛線為最低住宅樓層水平。

- Denotes height (in metres) above the Hong Kong Principal Datum.
- 代表香港主水平基準以上的高度(米)。

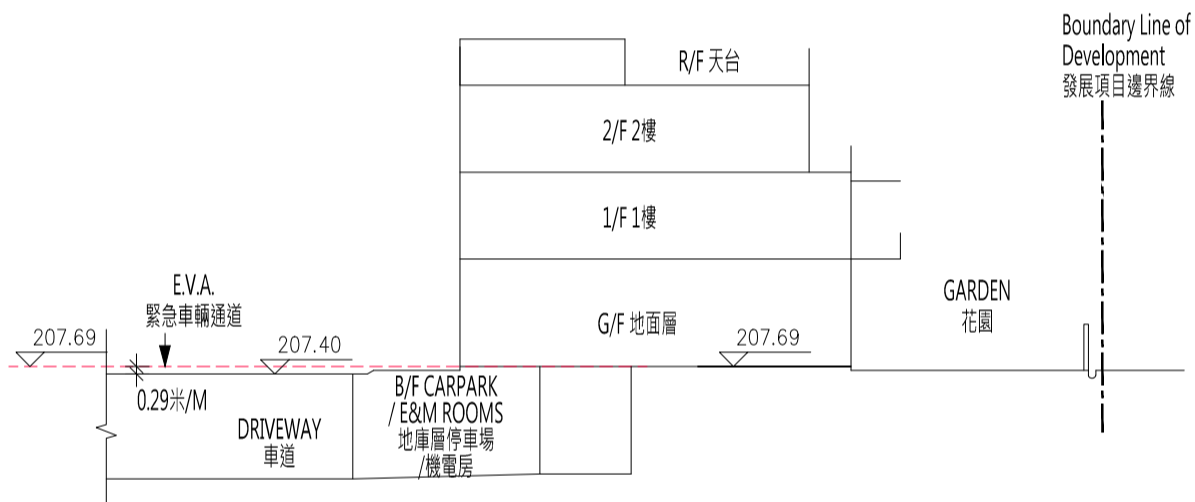


Cross-section Plan of Building in the Development
發展項目中的建築物的橫截面圖

House Premier 8
Premier 8 洋房



House Premier 8
Premier 8 洋房



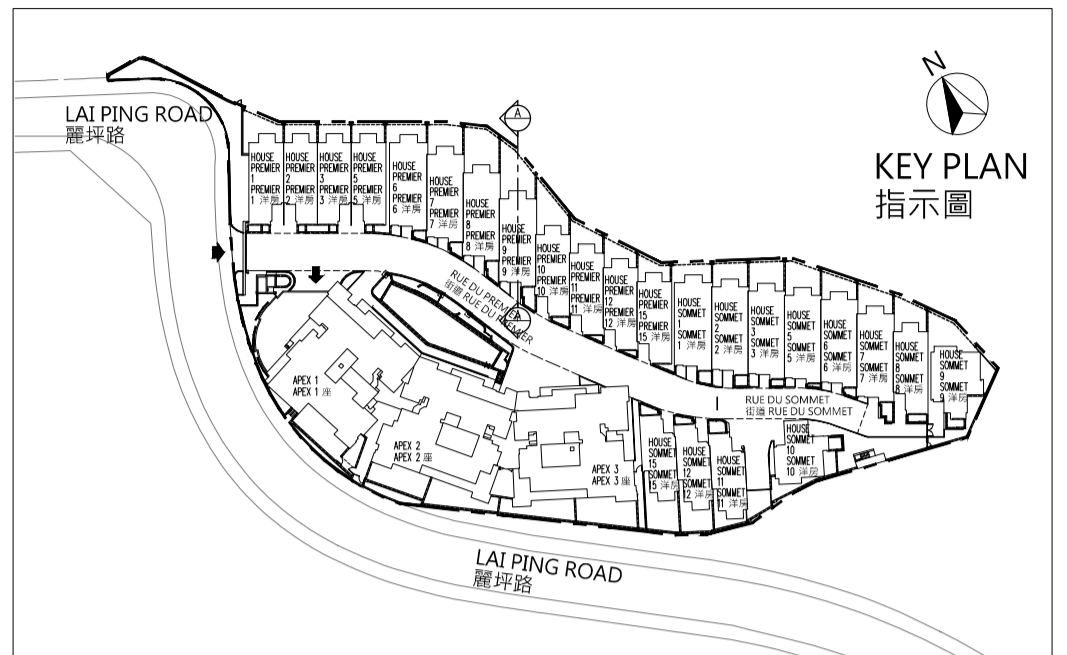
CROSS - SECTION PLAN A
橫截面圖A

- The part of Emergency Vehicular Access (E.V.A.) adjacent to the building is 207.40 meters above Hong Kong Principal Datum (HKPD).
- 毗連建築物的一段緊急車輛通道為香港主水平基準以上207.40米。

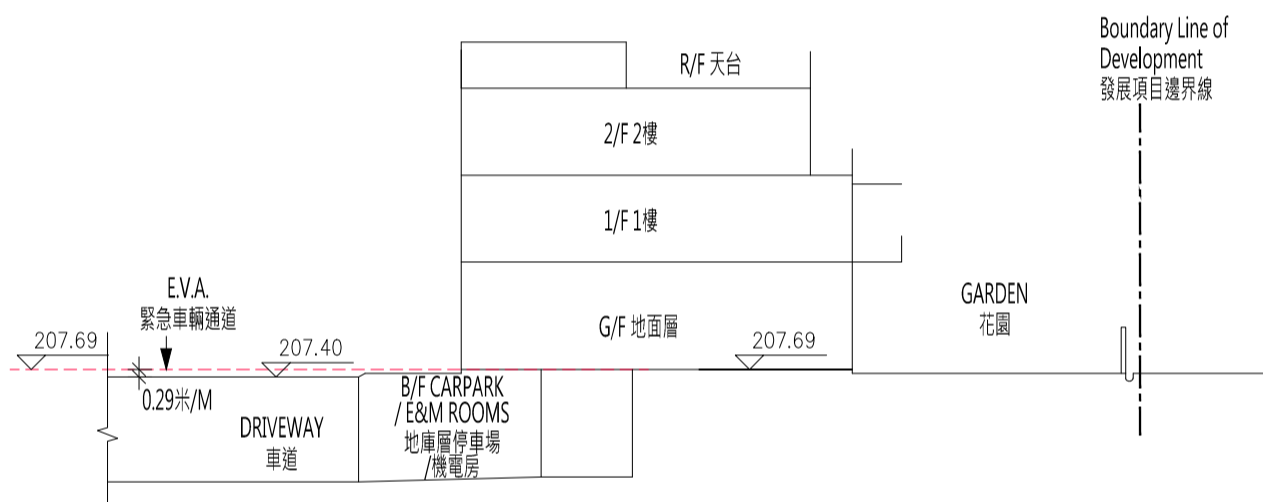
- - - - - Dotted line denotes the level of the lowest residential floor.
- - - - - 虛線為最低住宅樓層水平。

- ∇ Denotes height (in metres) above the Hong Kong Principal Datum.
- ∇ 代表香港主水平基準以上的高度(米)。

House Premier 9
Premier 9 洋房



House Premier 9
Premier 9 洋房



CROSS - SECTION PLAN A
橫截面圖A

- The part of Emergency Vehicular Access (E.V.A.) adjacent to the building is 207.40 meters above Hong Kong Principal Datum (HKPD).
- 毗連建築物的一段緊急車輛通道為香港主水平基準以上207.40米。

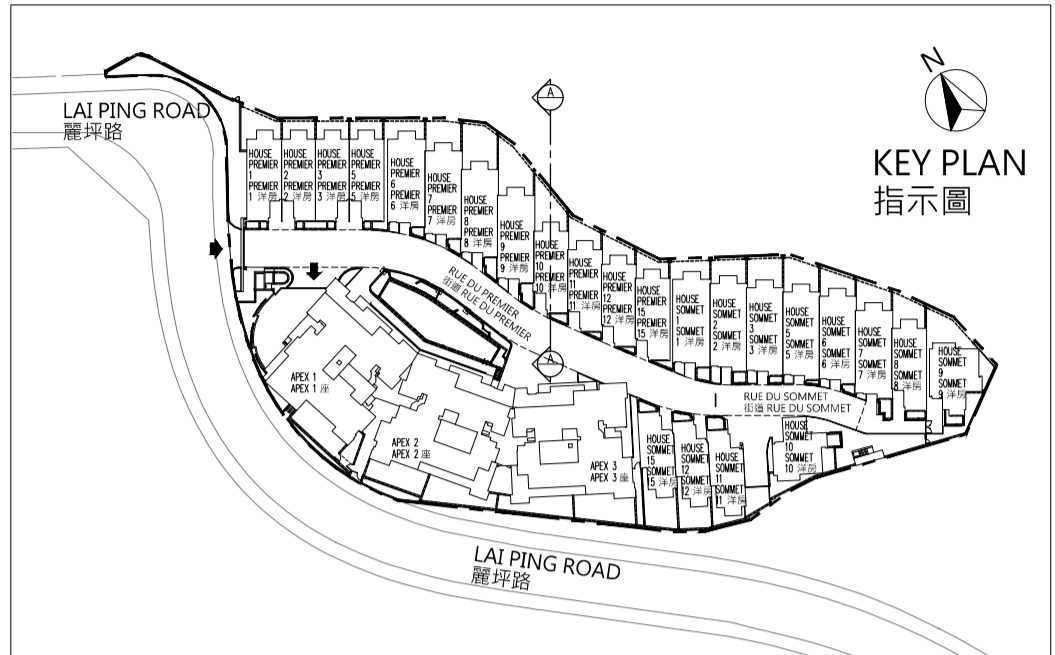
- --- Dotted line denotes the level of the lowest residential floor.
- --- 虛線為最低住宅樓層水平。

- ∇ Denotes height (in metres) above the Hong Kong Principal Datum.
- ∇ 代表香港主水平基準以上的高度(米)。

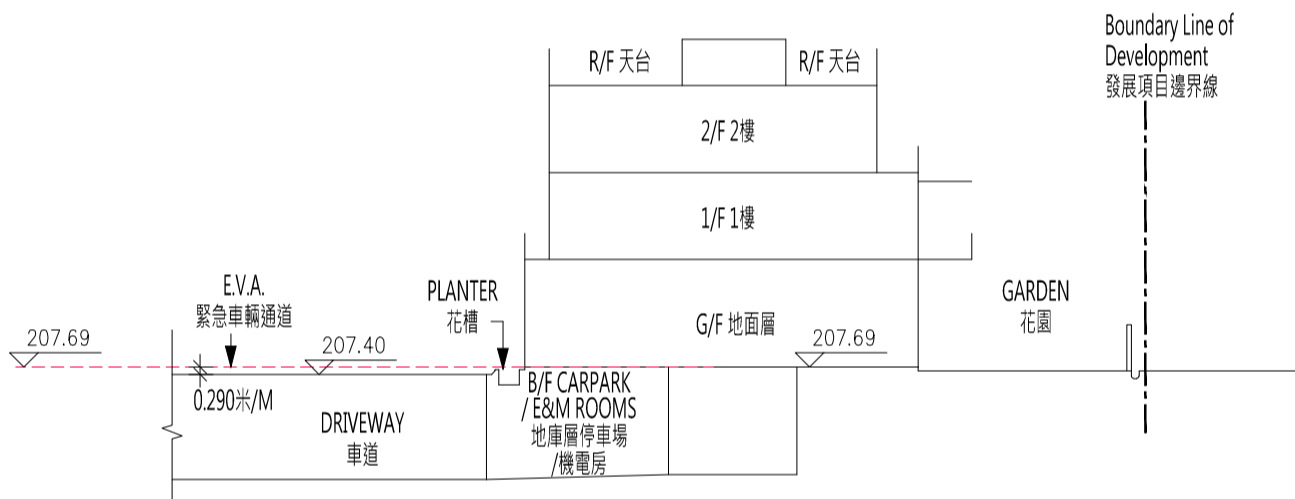


Cross-section Plan of Building in the Development
發展項目中的建築物的橫截面圖

House Premier 10
Premier 10 洋房



House Premier 10
Premier 10 洋房



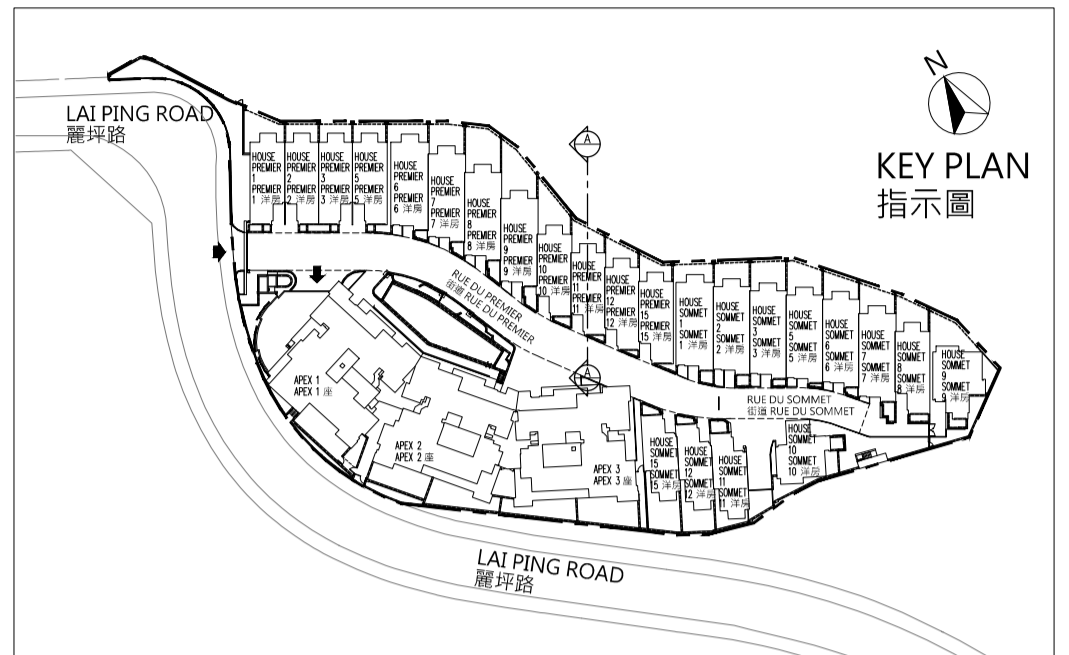
CROSS - SECTION PLAN A
橫截面圖A

- The part of Emergency Vehicular Access (E.V.A.) adjacent to the building is 207.40 meters above Hong Kong Principal Datum (HKPD).
- 毗連建築物的一段緊急車輛通道為香港主水平基準以上207.40米。

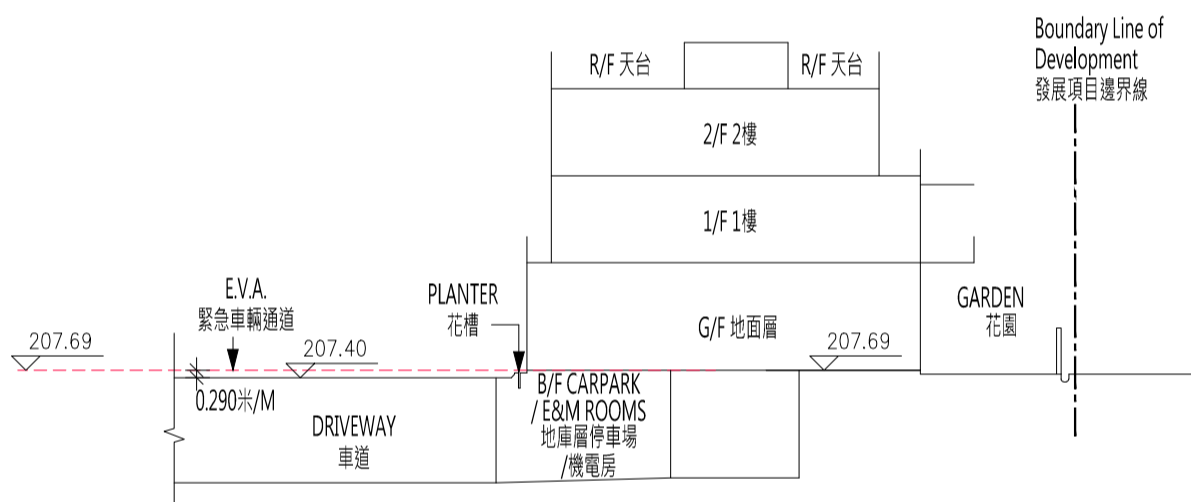
- - - - - Dotted line denotes the level of the lowest residential floor.
- - - - - 虛線為最低住宅樓層水平。

- ∇ Denotes height (in metres) above the Hong Kong Principal Datum.
- ∇ 代表香港主水平基準以上的高度(米)。

House Premier 11
Premier 11 洋房



House Premier 11
Premier 11 洋房



CROSS - SECTION PLAN A
橫截面圖A

- The part of Emergency Vehicular Access (E.V.A.) adjacent to the building is 207.40 meters above Hong Kong Principal Datum (HKPD).
- 毗連建築物的一段緊急車輛通道為香港主水平基準以上207.40米。

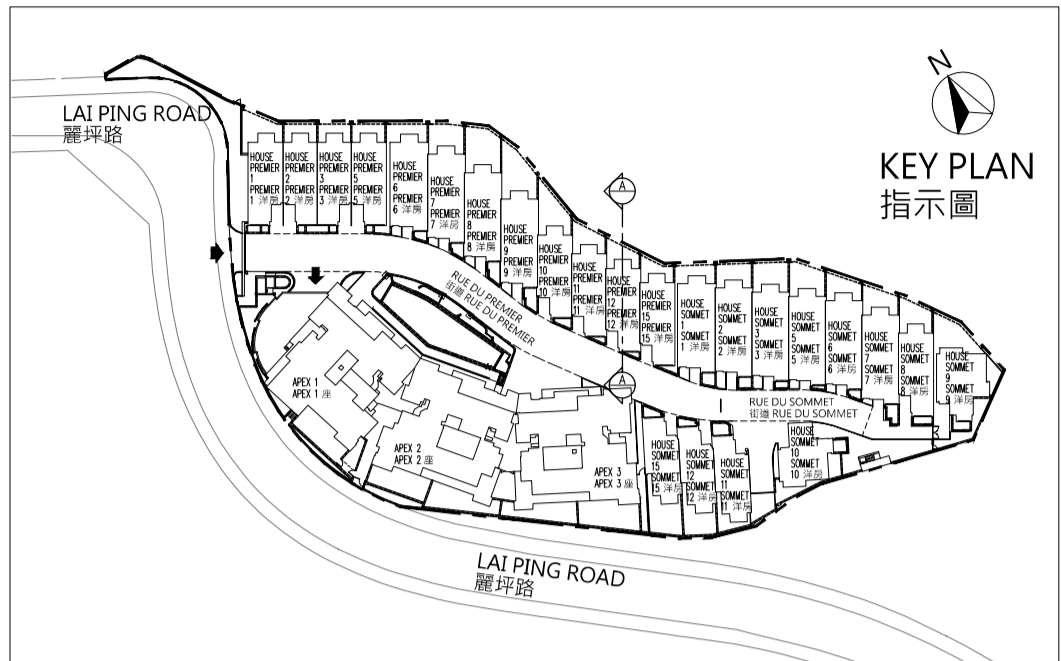
- Dotted line denotes the level of the lowest residential floor.
- 虛線為最低住宅樓層水平。

- Denotes height (in metres) above the Hong Kong Principal Datum.
- 代表香港主水平基準以上的高度(米)。

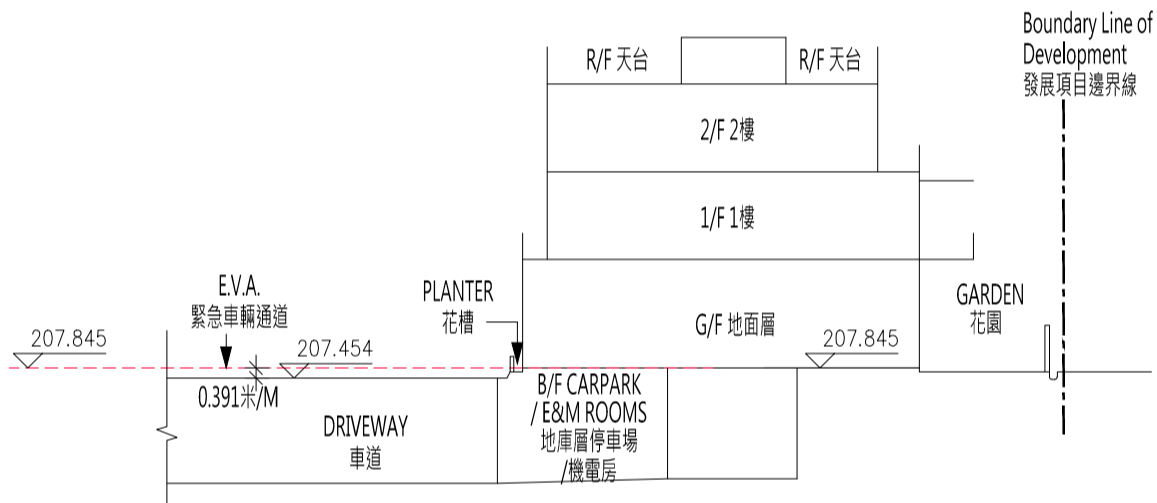


Cross-section Plan of Building in the Development
發展項目中的建築物的橫截面圖

House Premier 12
Premier 12 洋房



House Premier 12
Premier 12 洋房



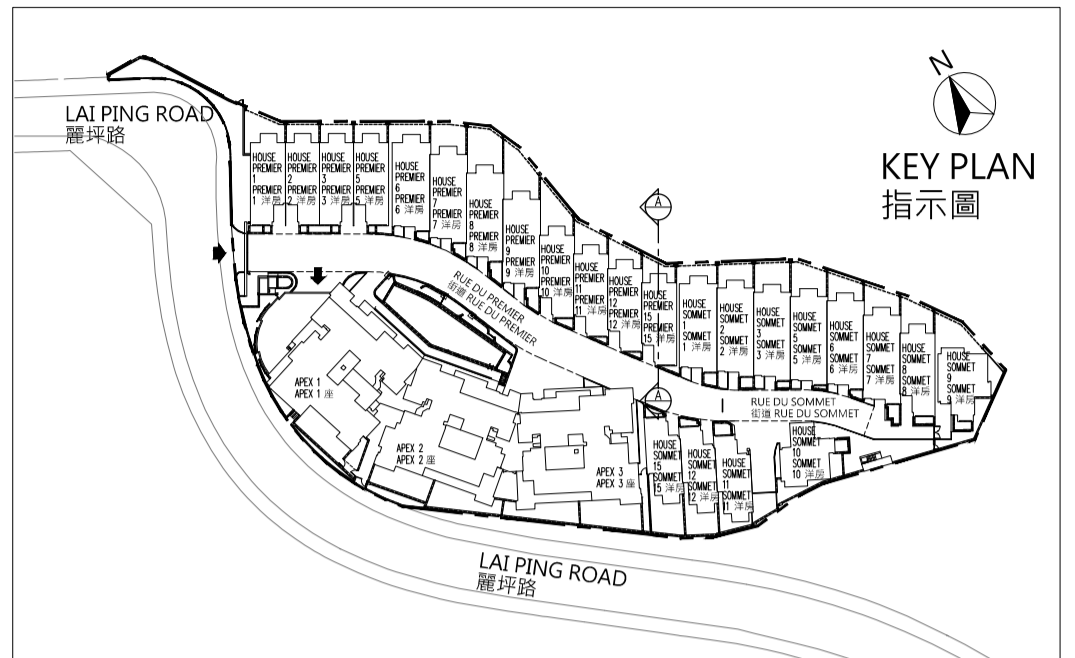
CROSS - SECTION PLAN A
橫截面圖A

- The part of Emergency Vehicular Access (E.V.A.) adjacent to the building is 207.454 meters above Hong Kong Principal Datum (HKPD).
- 毗連建築物的一段緊急車輛通道為香港主水平基準以上207.454米。

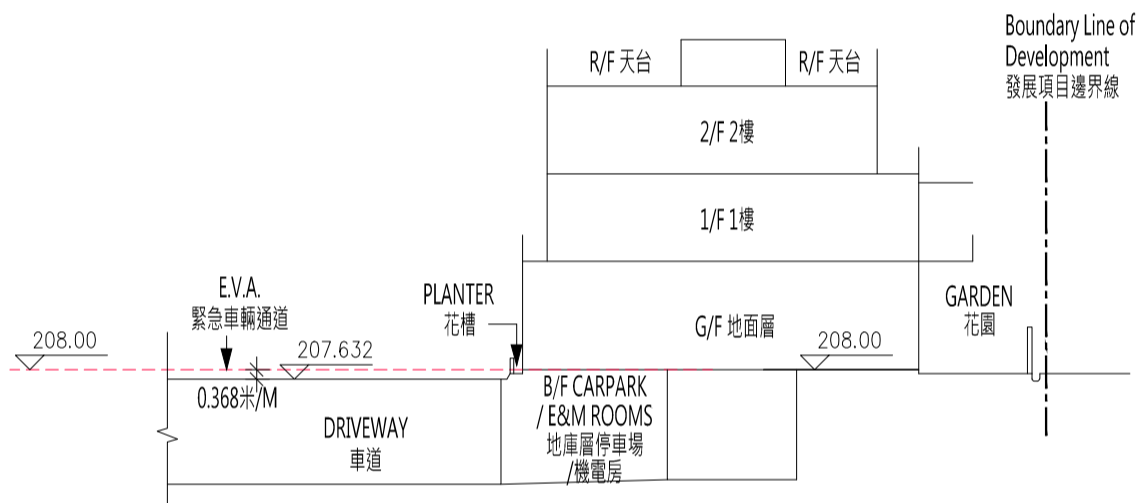
- - - - - Dotted line denotes the level of the lowest residential floor.
- - - - - 虛線為最低住宅樓層水平。

- ∇ Denotes height (in metres) above the Hong Kong Principal Datum.
- ∇ 代表香港主水平基準以上的高度(米)。

House Premier 15
Premier 15 洋房







House Premier 15
Premier 15 洋房



CROSS - SECTION PLAN A
橫截面圖A

- The part of Emergency Vehicular Access (E.V.A.) adjacent to the building is 207.632 meters above Hong Kong Principal Datum (HKPD).
- 毗連建築物的一段緊急車輛通道為香港主水平基準以上207.632 米。

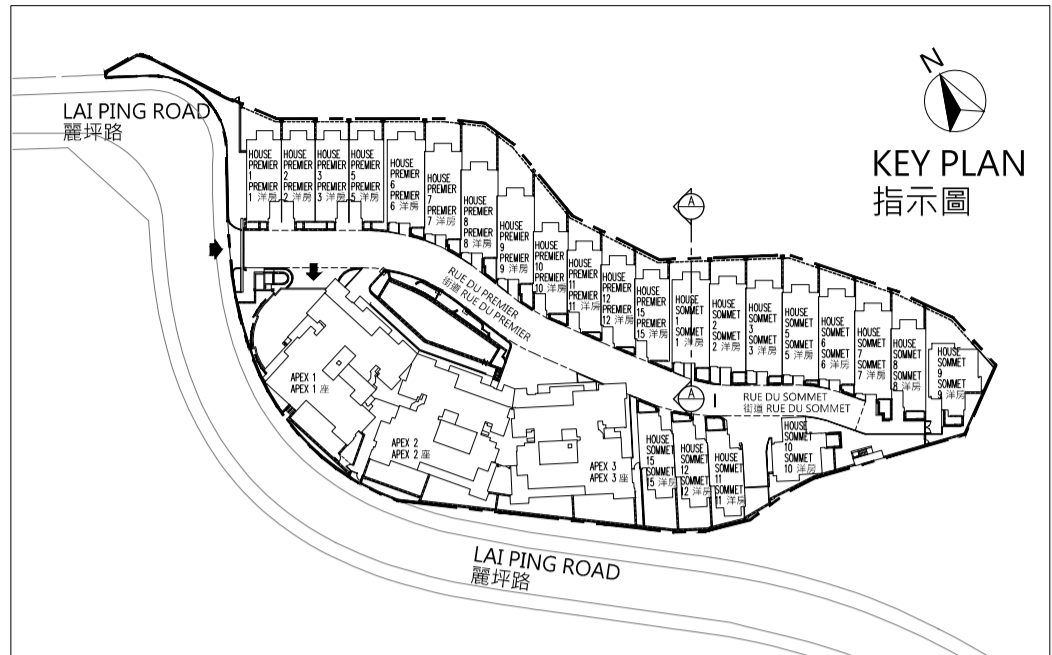
-  Dotted line denotes the level of the lowest residential floor.
-  虛線為最低住宅樓層水平。

-  Denotes height (in metres) above the Hong Kong Principal Datum.
-  代表香港主水平基準以上的高度(米)。

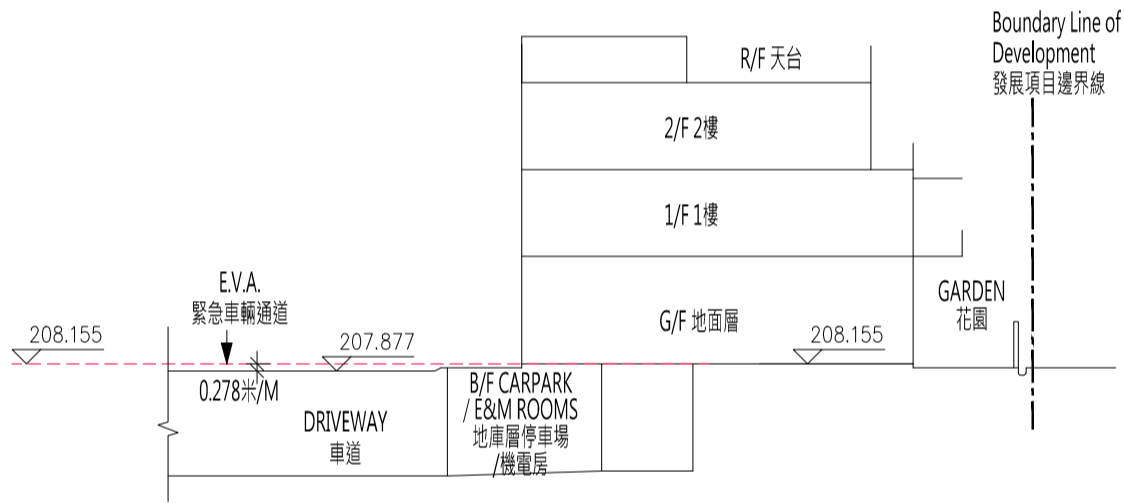


Cross-section Plan of Building in the Development
發展項目中的建築物的橫截面圖

House Sommet 1
Sommet 1 洋房



House Sommet 1
Sommet 1 洋房



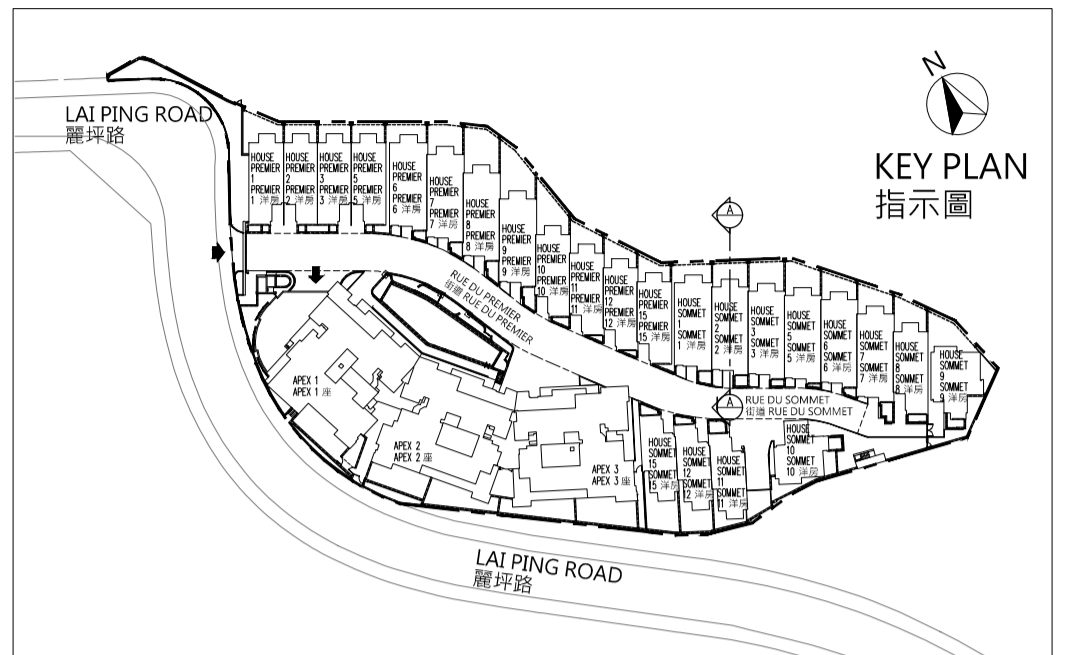
CROSS - SECTION PLAN A
橫截面圖A

- The part of Emergency Vehicular Access (E.V.A.) adjacent to the building is 207.877 meters above Hong Kong Principal Datum (HKPD).
- 毗連建築物的一段緊急車輛通道為香港主水平基準以上207.877米。

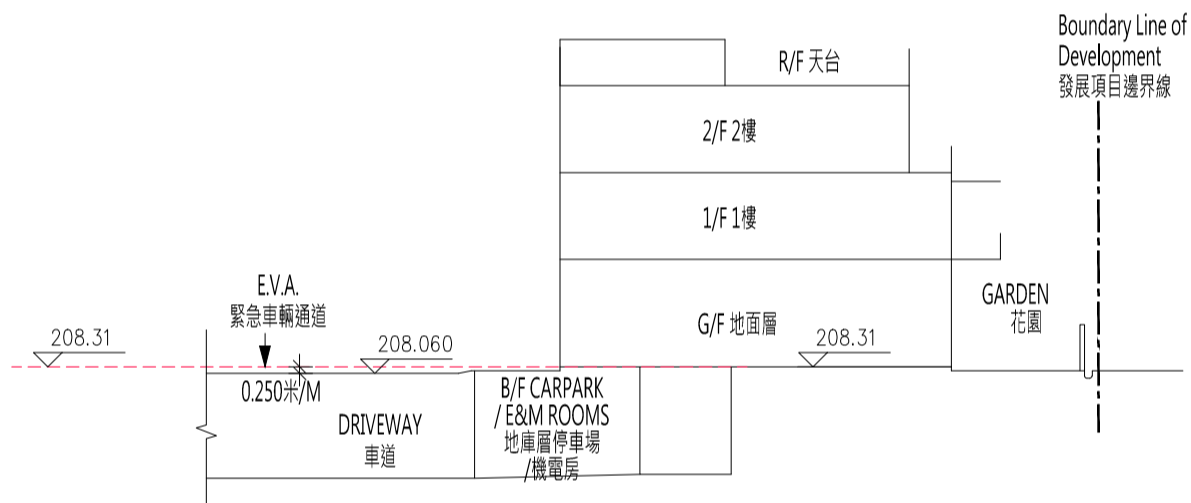
- - - - - Dotted line denotes the level of the lowest residential floor.
- - - - - 虛線為最低住宅樓層水平。

- ∇ Denotes height (in metres) above the Hong Kong Principal Datum.
- ∇ 代表香港主水平基準以上的高度(米)。

House Sommet 2
Sommet 2 洋房



House Sommet 2
Sommet 2 洋房



CROSS - SECTION PLAN A
橫截面圖A

- The part of Emergency Vehicular Access (E.V.A.) adjacent to the building is 208.06 meters above Hong Kong Principal Datum (HKPD).
- 毗連建築物的一段緊急車輛通道為香港主水平基準以上208.06米。

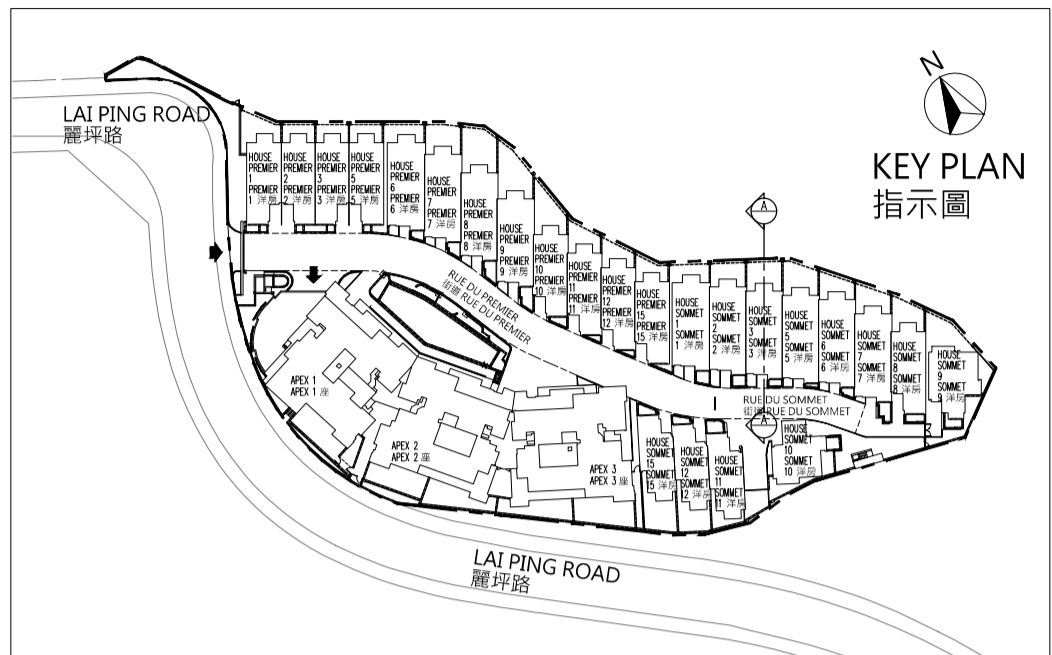
- Dotted line denotes the level of the lowest residential floor.
- 虛線為最低住宅樓層水平。

- Denotes height (in metres) above the Hong Kong Principal Datum.
- 代表香港主水平基準以上的高度(米)。

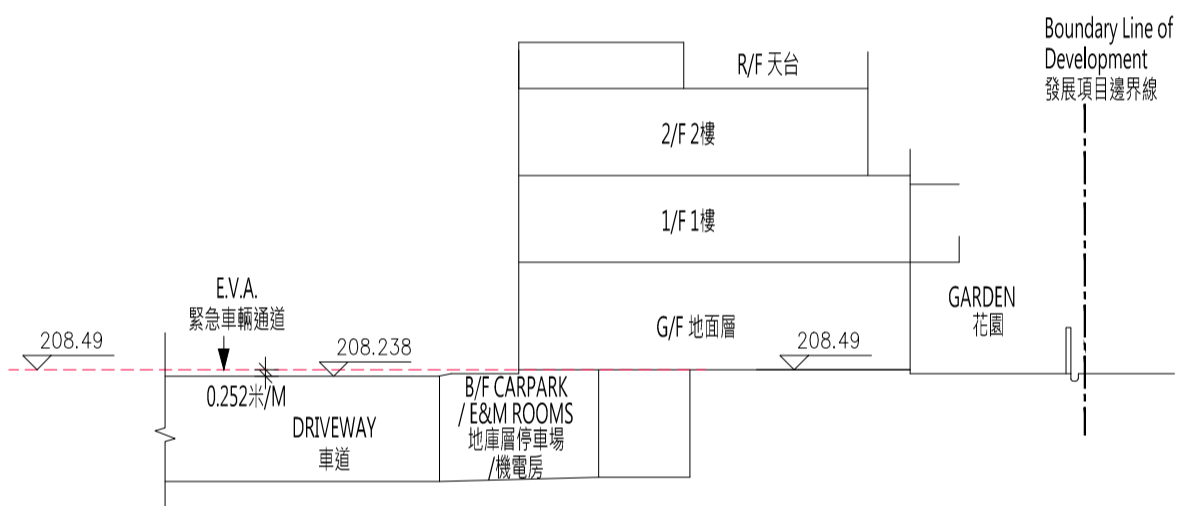


Cross-section Plan of Building in the Development
發展項目中的建築物的橫截面圖

House Sommet 3
Sommet 3 洋房



House Sommet 3
Sommet 3 洋房



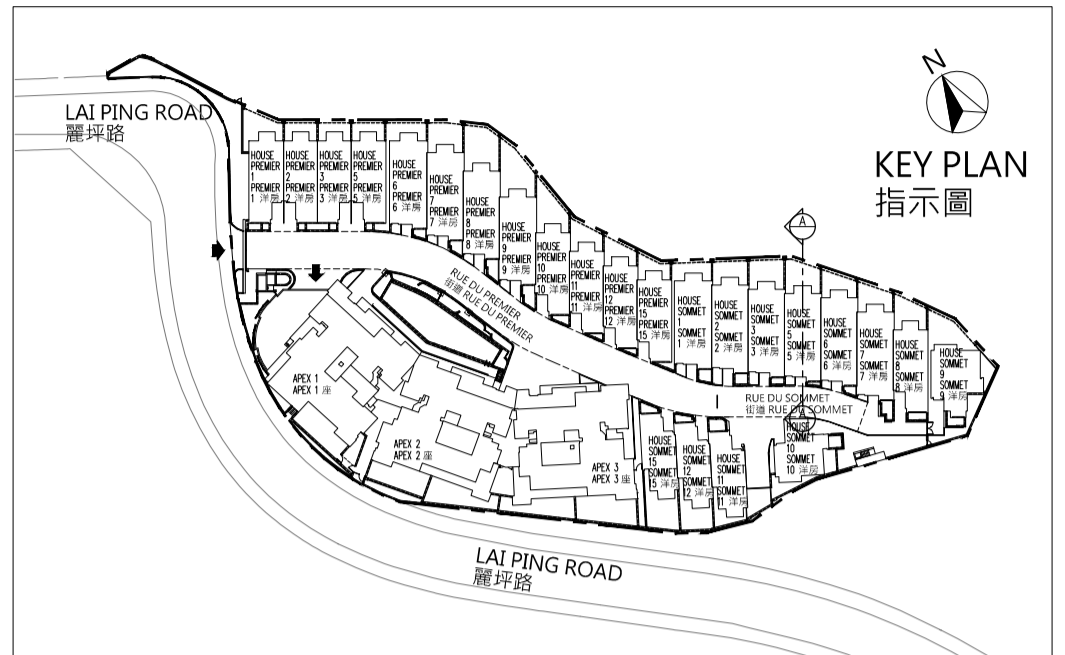
CROSS - SECTION PLAN A
橫截面圖A

- The part of Emergency Vehicular Access (E.V.A.) adjacent to the building is 208.238 meters above Hong Kong Principal Datum (HKPD).
- 毗連建築物的一段緊急車輛通道為香港主水平基準以上208.238米。

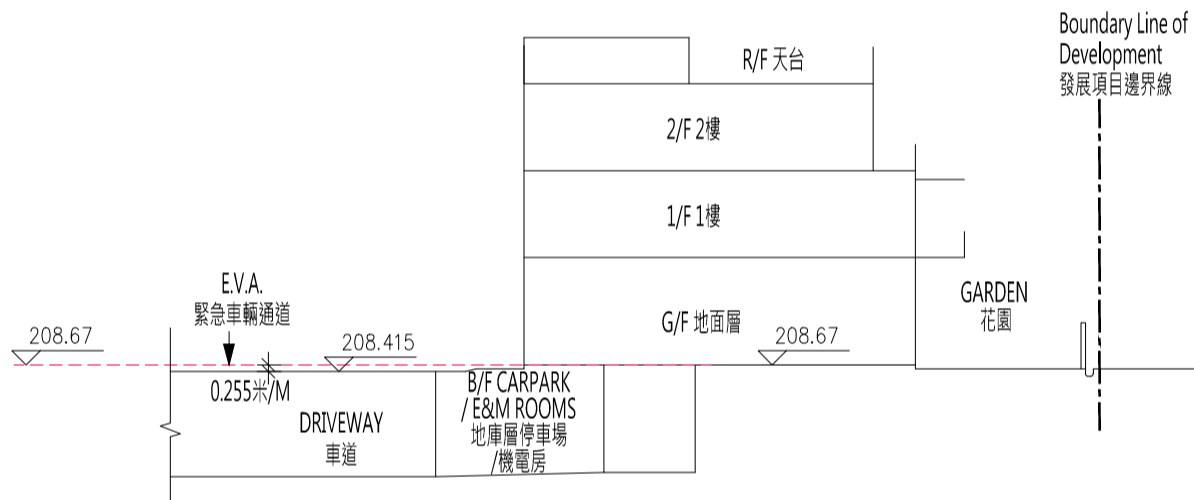
- - - - - Dotted line denotes the level of the lowest residential floor.
- - - - - 虛線為最低住宅樓層水平。

- ∇ Denotes height (in metres) above the Hong Kong Principal Datum.
- ∇ 代表香港主水平基準以上的高度(米)。

House Sommet 5
Sommet 5 洋房



House Sommet 5
Sommet 5 洋房



CROSS - SECTION PLAN A
橫截面圖A

- The part of Emergency Vehicular Access (E.V.A.) adjacent to the building is 208.415 meters above Hong Kong Principal Datum (HKPD).
- 毗連建築物的一段緊急車輛通道為香港主水平基準以上208.415米。

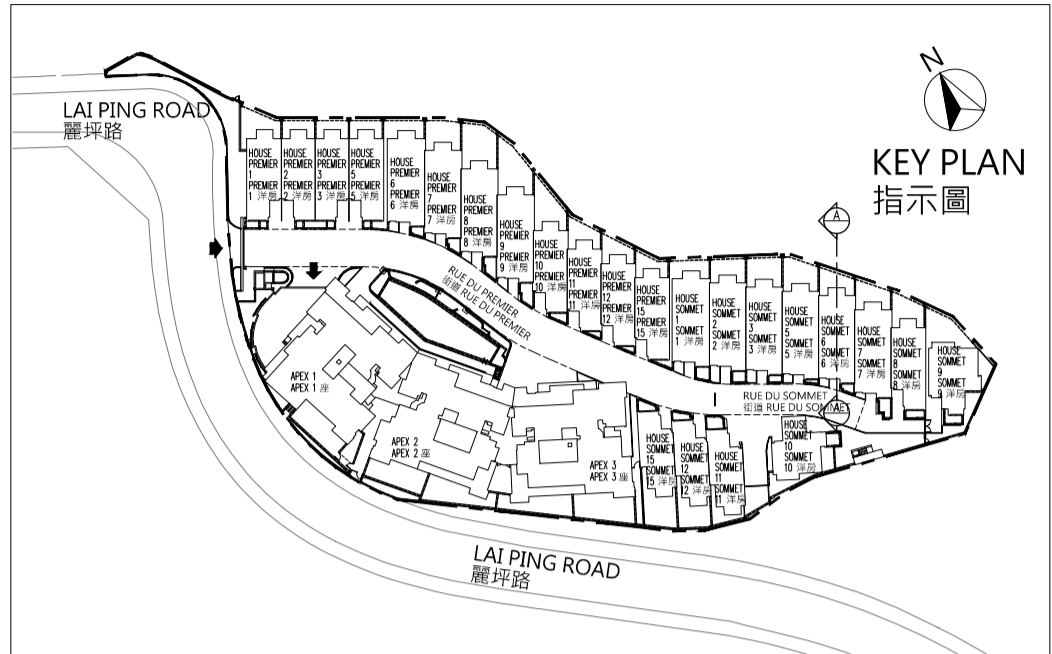
- Dotted line denotes the level of the lowest residential floor.
- 虛線為最低住宅樓層水平。

- ∇ Denotes height (in metres) above the Hong Kong Principal Datum.
- ∇ 代表香港主水平基準以上的高度(米)。

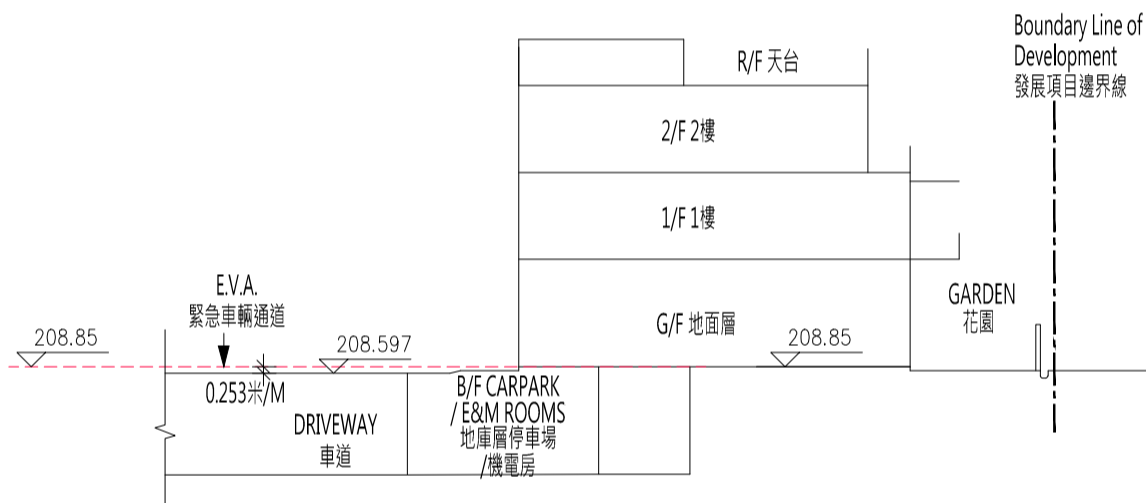


Cross-section Plan of Building in the Development
發展項目中的建築物的橫截面圖

House Sommet 6
Sommet 6 洋房



House Sommet 6
Sommet 6 洋房



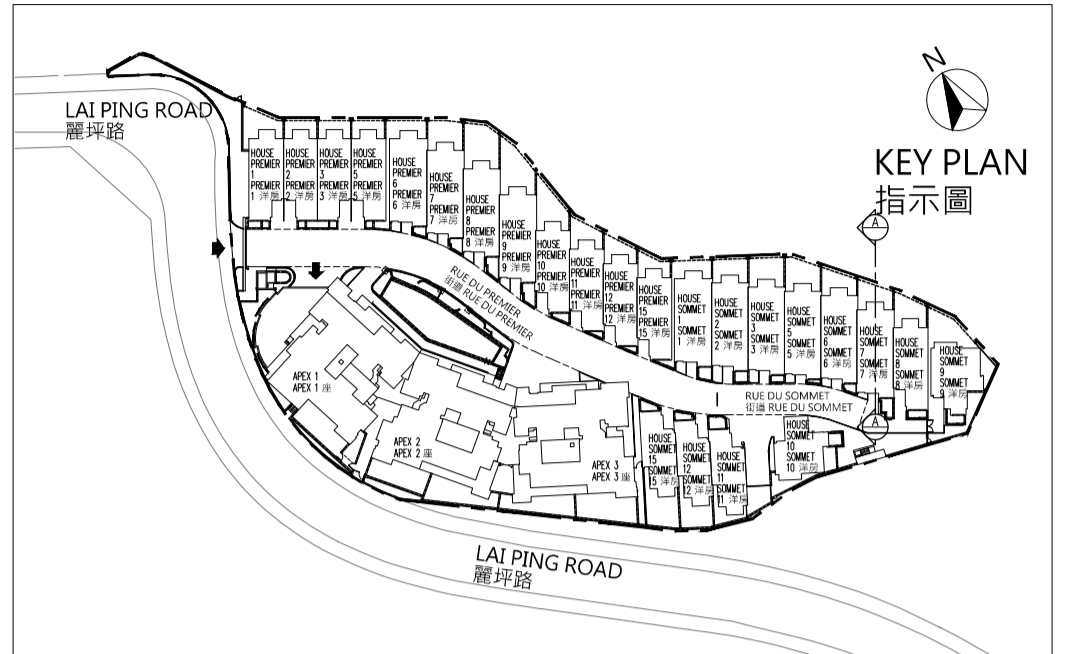
CROSS - SECTION PLAN A
橫截面圖A

- The part of Emergency Vehicular Access (E.V.A.) adjacent to the building is 208.597 meters above Hong Kong Principal Datum (HKPD).
- 毗連建築物的一段緊急車輛通道為香港主水平基準以上208.597米。

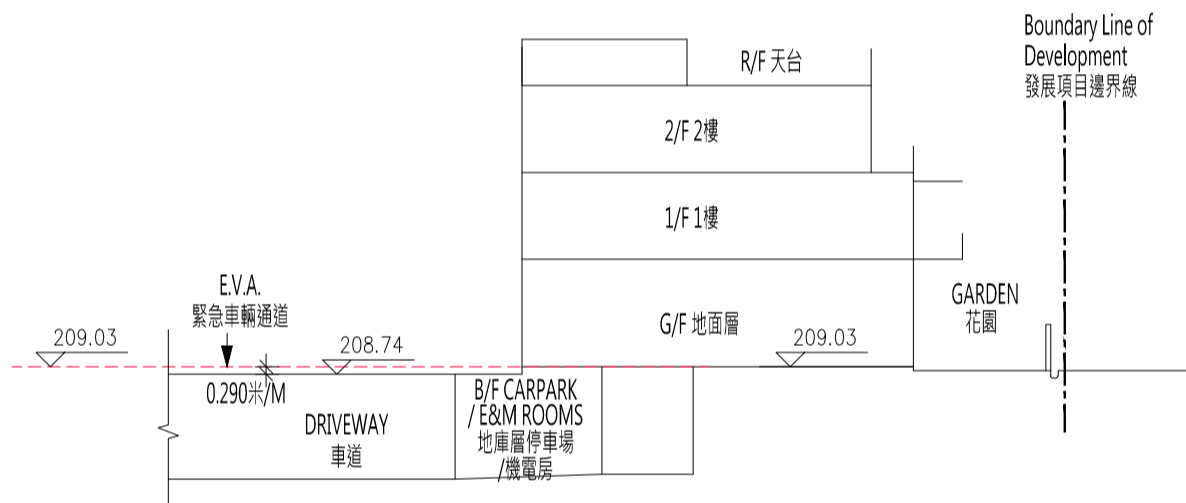
- - - - - Dotted line denotes the level of the lowest residential floor.
- - - - - 虛線為最低住宅樓層水平。

- ∇ Denotes height (in metres) above the Hong Kong Principal Datum.
- ∇ 代表香港主水平基準以上的高度(米)。

House Sommet 7
Sommet 7 洋房



House Sommet 7
Sommet 7 洋房



CROSS - SECTION PLAN A
橫截面圖A

- The part of Emergency Vehicular Access (E.V.A.) adjacent to the building is 208.74 meters above Hong Kong Principal Datum (HKPD).
- 毗連建築物的一段緊急車輛通道為香港主水平基準以上208.74米。

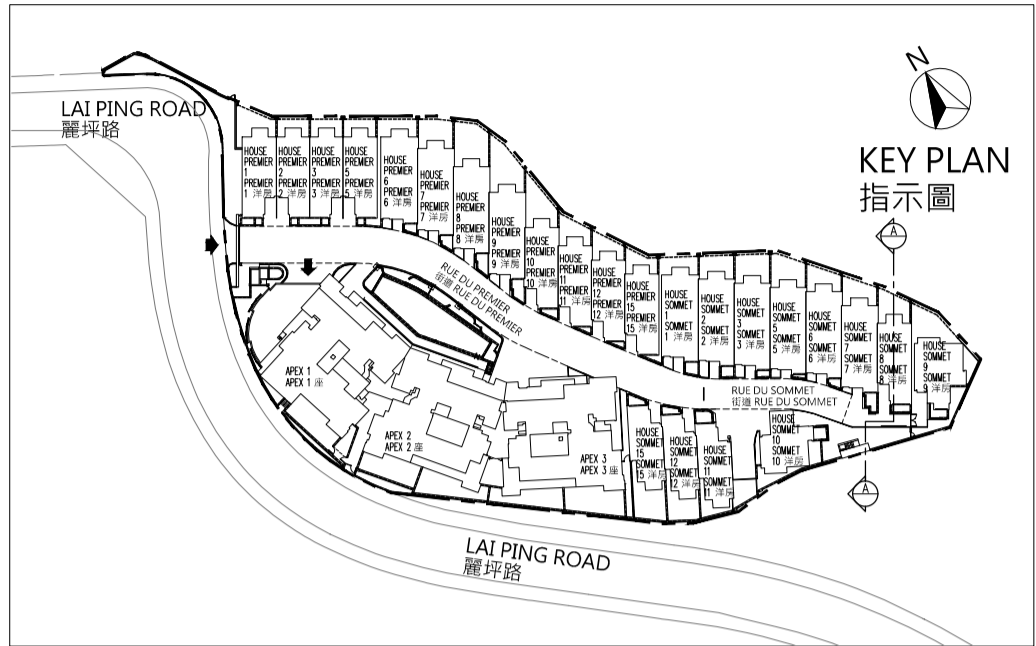
- - - - - Dotted line denotes the level of the lowest residential floor.
- - - - - 虛線為最低住宅樓層水平。

- ∇ Denotes height (in metres) above the Hong Kong Principal Datum.
- ∇ 代表香港主水平基準以上的高度(米)。

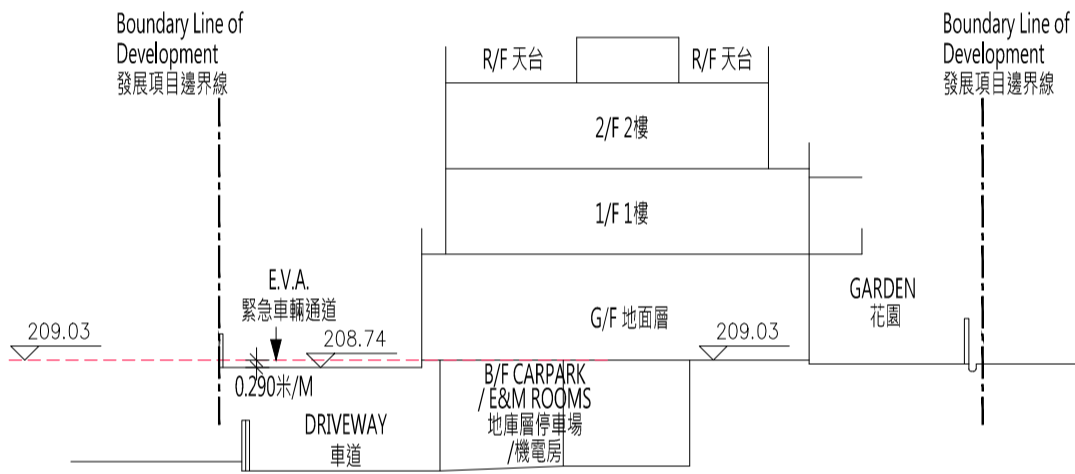


Cross-section Plan of Building in the Development
發展項目中的建築物的橫截面圖

House Sommet 8
Sommet 8 洋房



House Sommet 8
Sommet 8 洋房



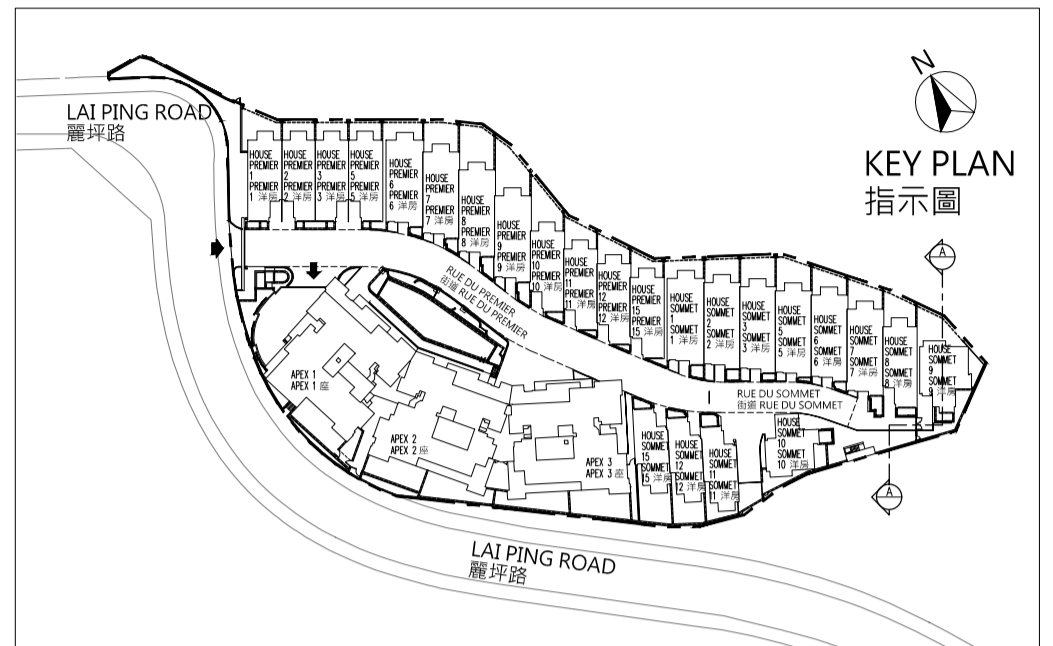
CROSS - SECTION PLAN A
橫截面圖A

- The part of Emergency Vehicular Access (E.V.A.) adjacent to the building is 208.74 meters above Hong Kong Principal Datum (HKPD).
- 毗連建築物的一段緊急車輛通道為香港主水平基準以上208.74米。

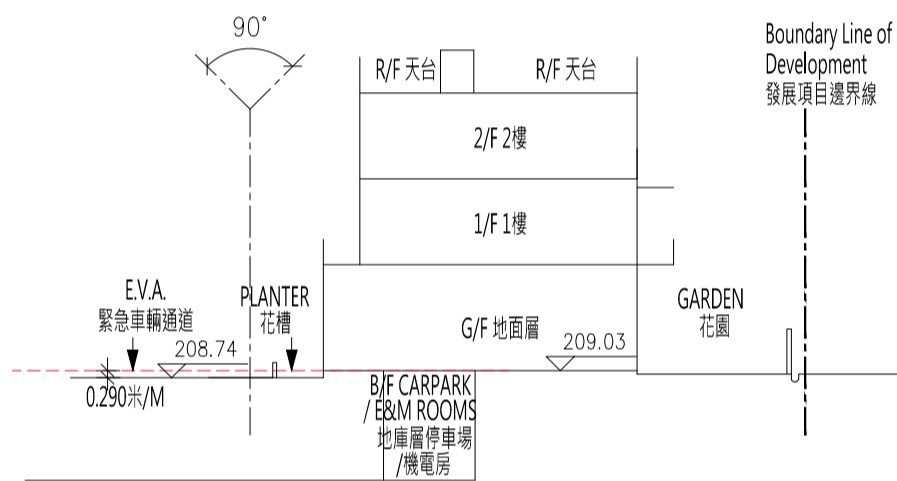
- --- Dotted line denotes the level of the lowest residential floor.
- --- 虛線為最低住宅樓層水平。

- ∇ Denotes height (in metres) above the Hong Kong Principal Datum.
- ∇ 代表香港主水平基準以上的高度(米)。

House Sommet 9
Sommet 9 洋房



House Sommet 9
Sommet 9 洋房



CROSS - SECTION PLAN A
橫截面圖A

- The part of Emergency Vehicular Access (E.V.A.) adjacent to the building is 208.74 meters above Hong Kong Principal Datum (HKPD).
- 毗連建築物的一段緊急車輛通道為香港主水平基準以上208.74米。

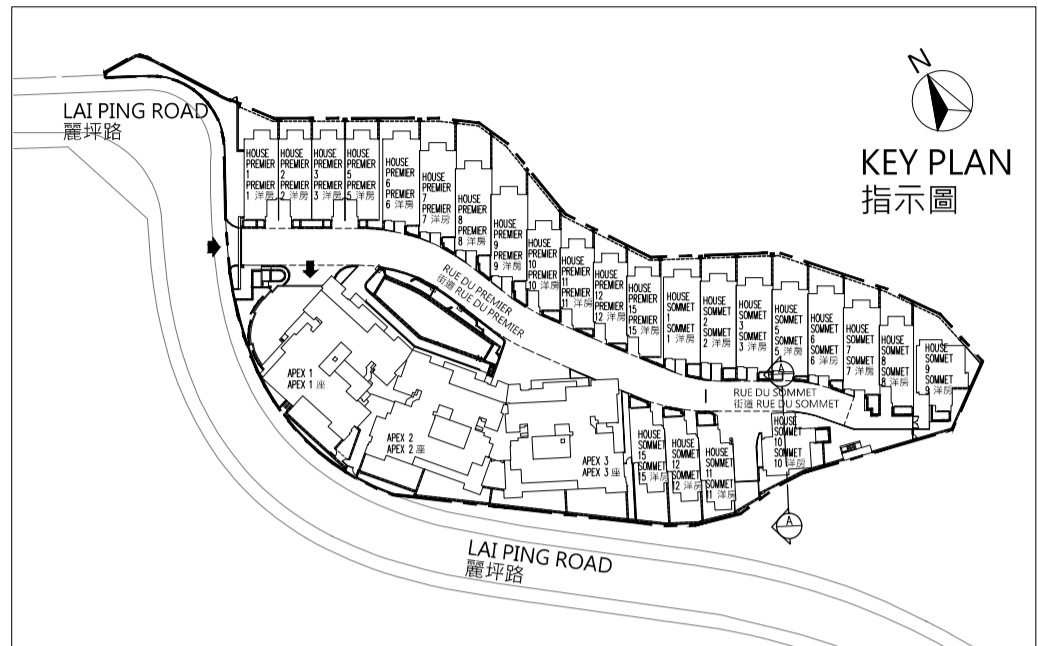
- - - - - Dotted line denotes the level of the lowest residential floor.
- - - - - 虛線為最低住宅樓層水平。

- ∇ Denotes height (in metres) above the Hong Kong Principal Datum.
- ∇ 代表香港主水平基準以上的高度(米)。

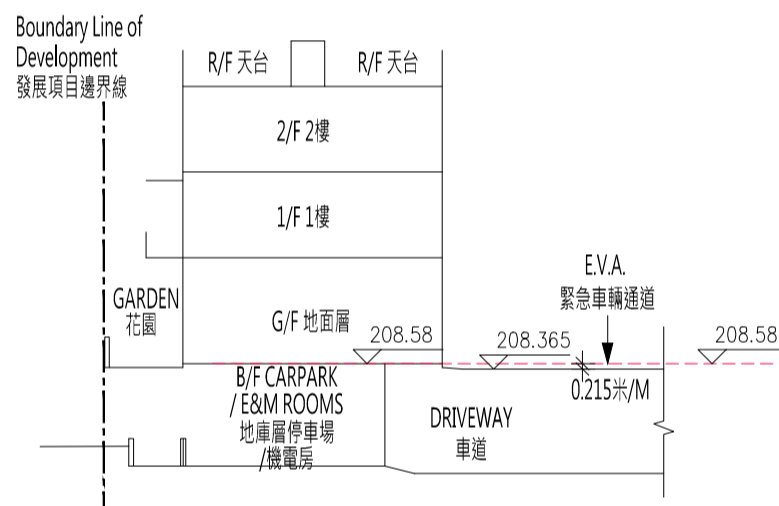


Cross-section Plan of Building in the Development
發展項目中的建築物的橫截面圖

House Sommet 10
Sommet 10 洋房



House Sommet 10
Sommet 10 洋房



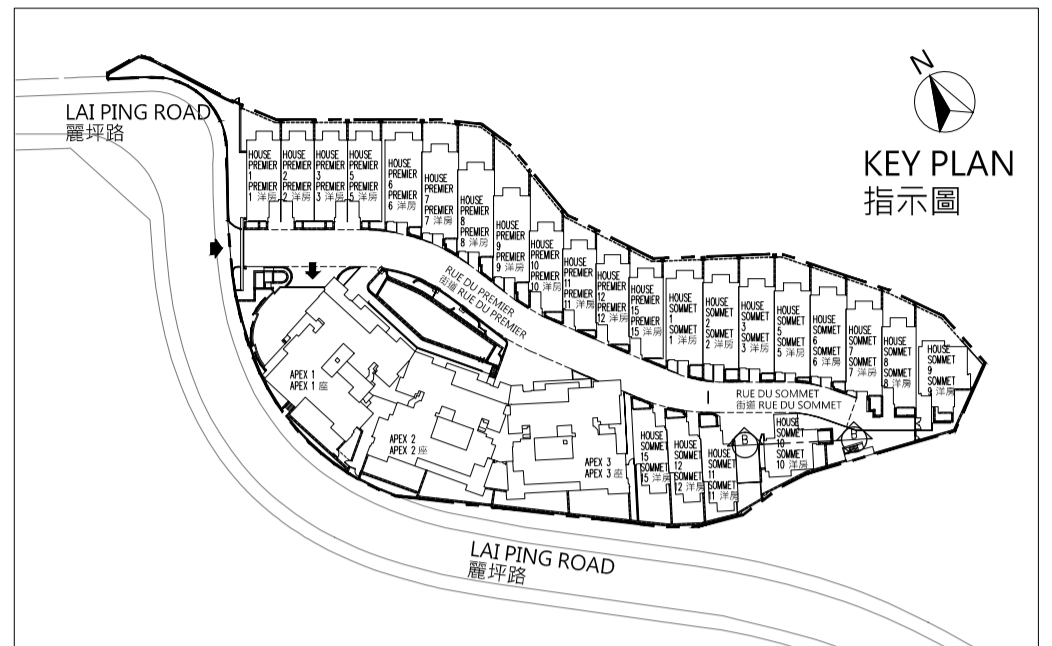
CROSS - SECTION PLAN A
橫截面圖A

- The part of Emergency Vehicular Access (E.V.A.) adjacent to the building is 208.365 meters above Hong Kong Principal Datum (HKPD).
- 毗連建築物的一段緊急車輛通道為香港主水平基準以上208.365米。

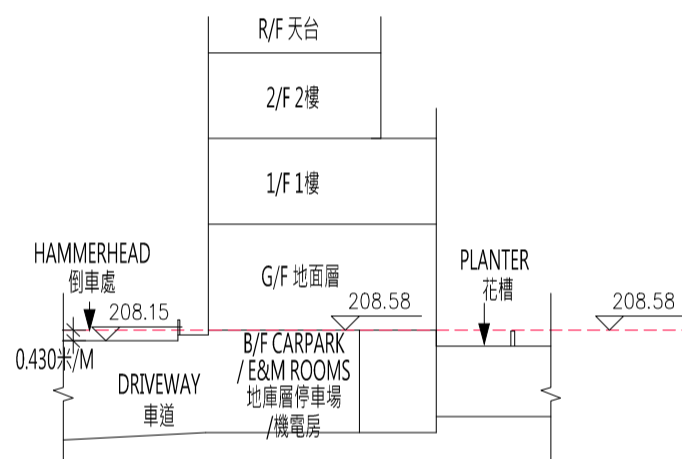
- Dotted line denotes the level of the lowest residential floor.
- 虛線為最低住宅樓層水平。

- Denotes height (in metres) above the Hong Kong Principal Datum.
- 代表香港主水平基準以上的高度(米)。

House Sommet 10
Sommet 10 洋房



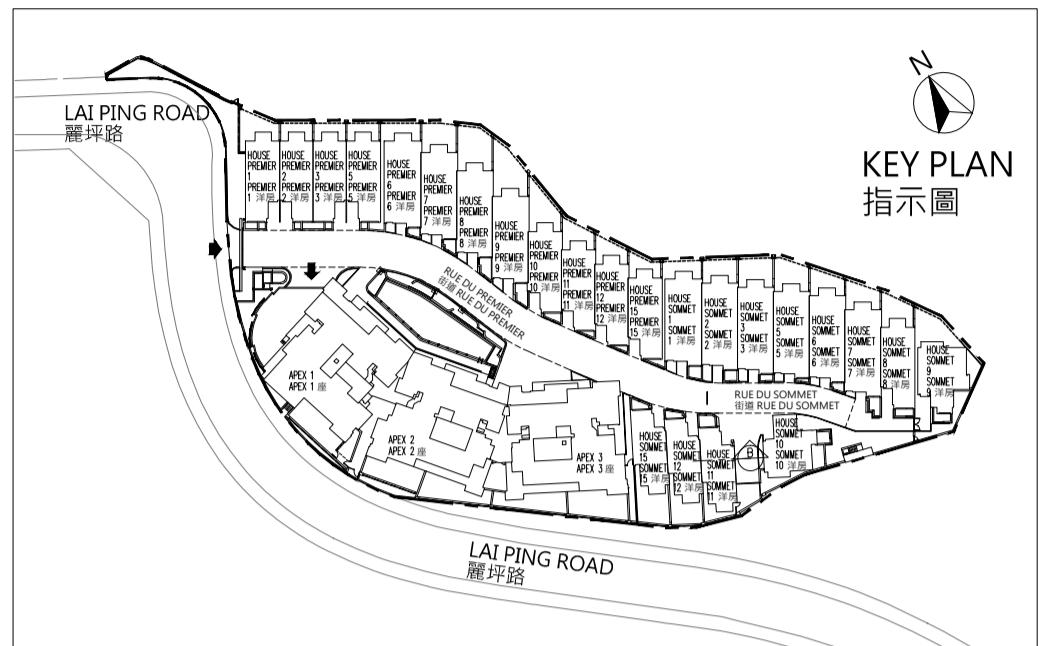
House Sommet 10
Sommet 10 洋房



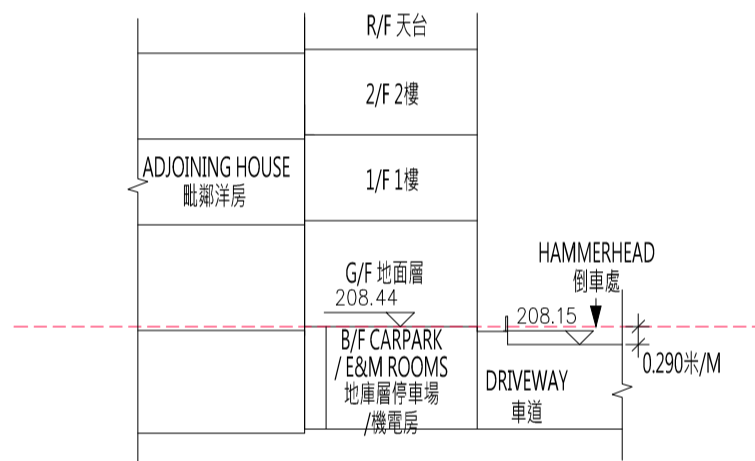
CROSS - SECTION PLAN B
橫截面圖B

- The part of Hammerhead adjacent to the building is 208.15 meters above Hong Kong Principal Datum (HKPD).
- 毗連建築物的一段倒車處為香港主水平基準以上208.15米。
- ----- Dotted line denotes the level of the lowest residential floor.
- ----- 虛線為最低住宅樓層水平。
- ▽ Denotes height (in metres) above the Hong Kong Principal Datum.
- ▽ 代表香港主水平基準以上的高度(米)。

House Sommet 11
Sommet 11 洋房



House Sommet 11
Sommet 11 洋房



CROSS - SECTION PLAN B
橫截面圖B

- The part of Hammerhead adjacent to the building is 208.15 meters above Hong Kong Principal Datum (HKPD).
- 毗連建築物的一段倒車處為香港主水平基準以上208.15 米。

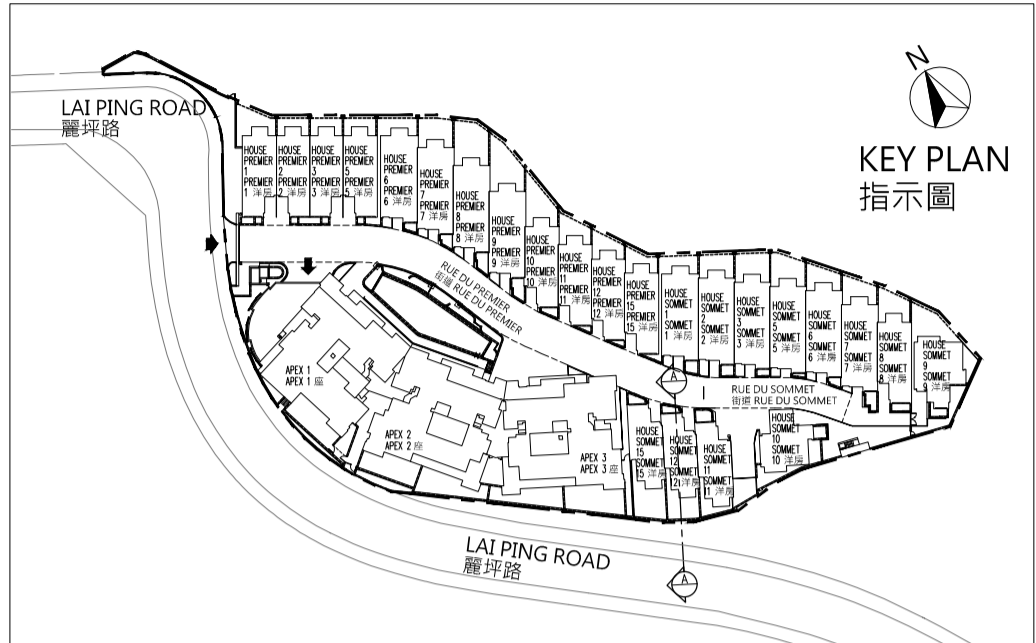
- - - - - Dotted line denotes the level of the lowest residential floor.
- - - - - 虛線為最低住宅樓層水平。

- ∇ Denotes height (in metres) above the Hong Kong Principal Datum.
- ∇ 代表香港主水平基準以上的高度 (米)。

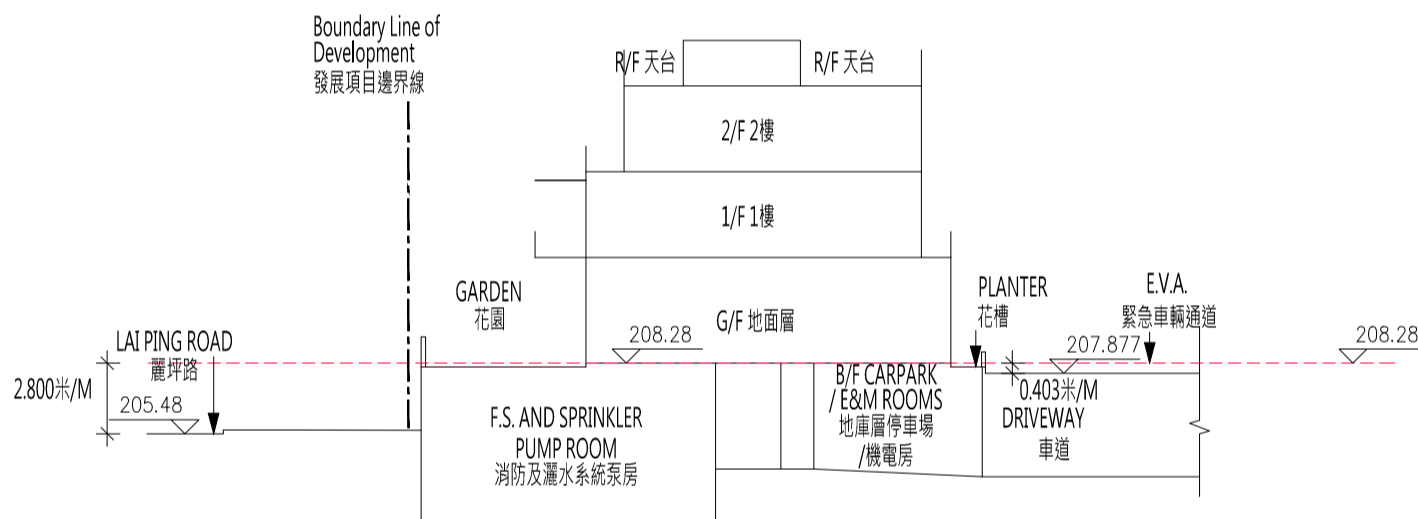


Cross-section Plan of Building in the Development
發展項目中的建築物的橫截面圖

House Sommet 12
Sommet 12 洋房



House Sommet 12
Sommet 12 洋房



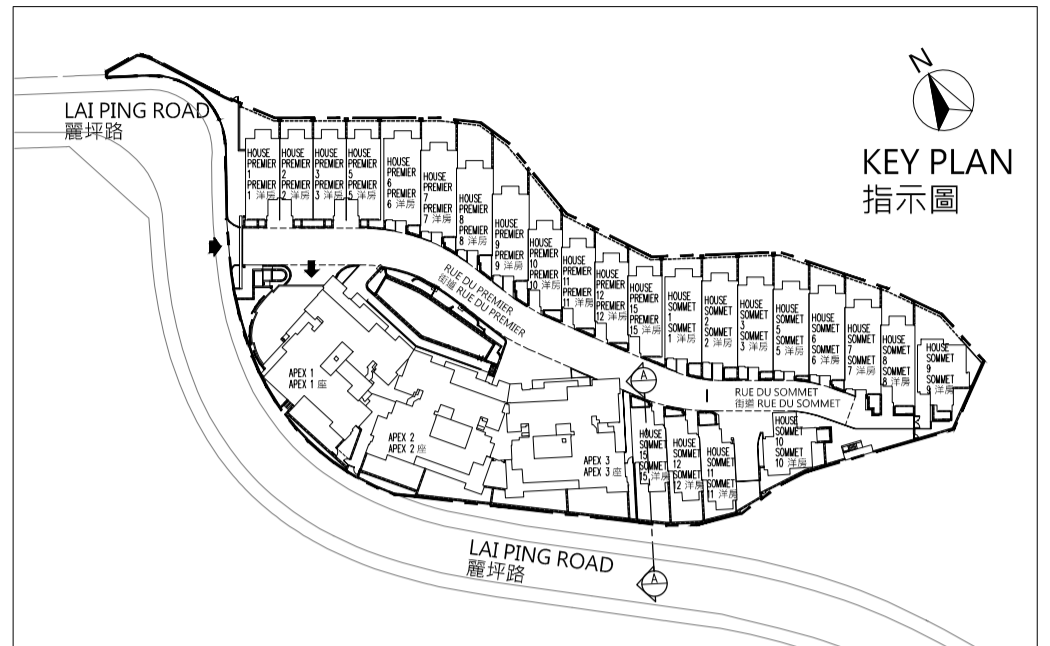
CROSS - SECTION PLAN A
橫截面圖A

- The part of Lai Ping Road adjacent to the building is 205.48 meters above Hong Kong Principal Datum (HKPD).
- 毗連建築物的一段麗坪路為香港主水平基準以上205.48米。
- The part of Emergency Vehicular Access (E.V.A.) adjacent to the building is 207.877 meters above Hong Kong Principal Datum (HKPD).
- 毗連建築物的一段緊急車輛通道為香港主水平基準以上207.877米。

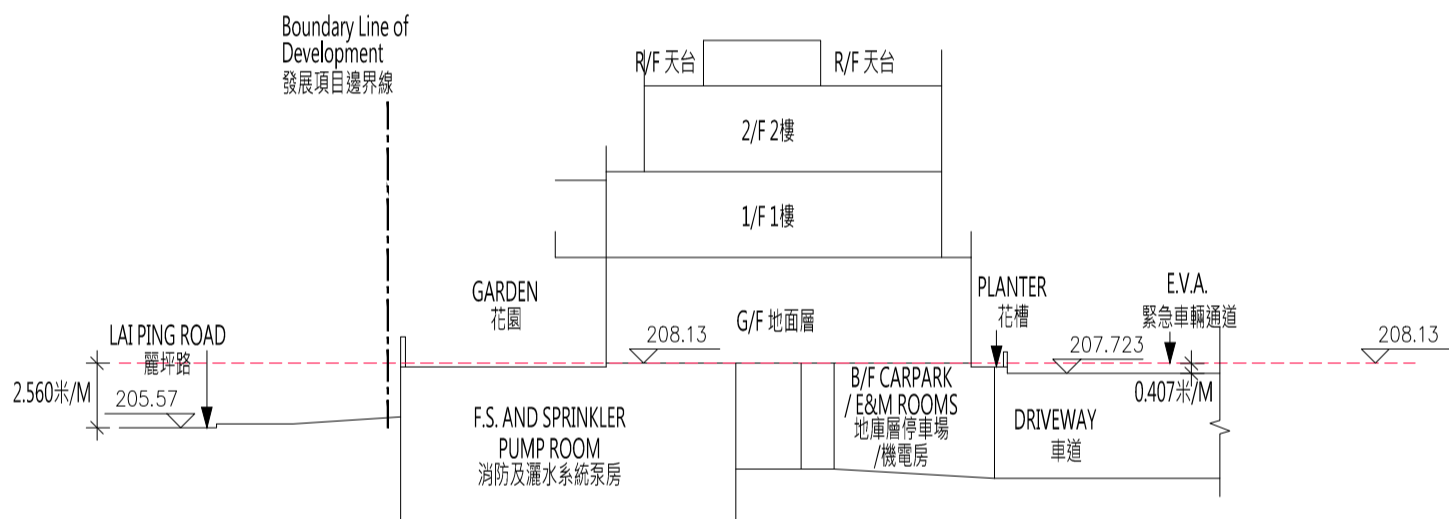
- Dotted line denotes the level of the lowest residential floor.
- 虛線為最低住宅樓層水平。

- Denotes height (in metres) above the Hong Kong Principal Datum.
- 代表香港主水平基準以上的高度(米)。

House Sommet 15
Sommet 15 洋房



House Sommet 15
Sommet 15 洋房



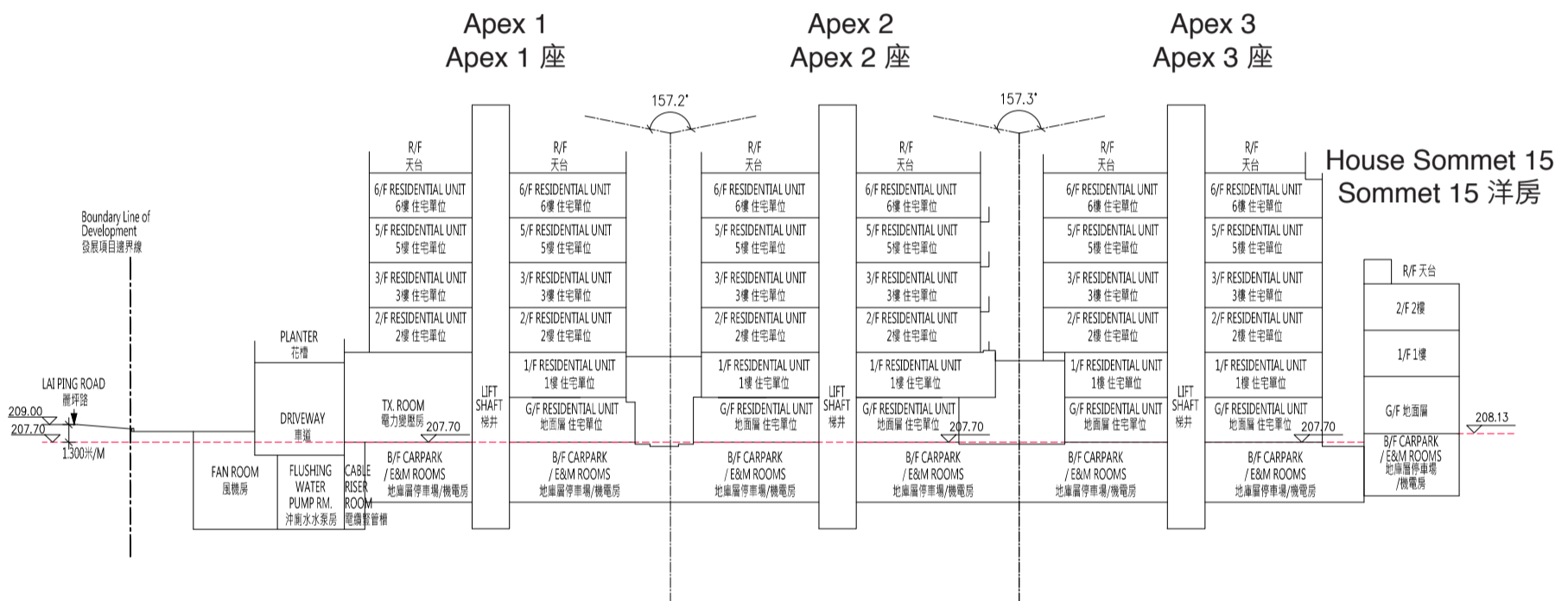
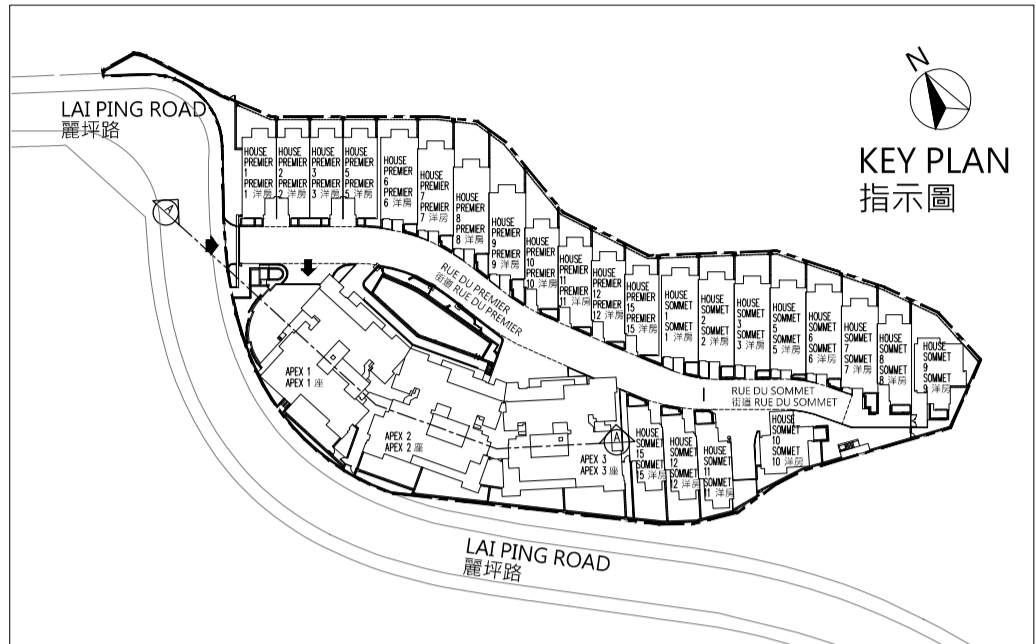
CROSS - SECTION PLAN A
橫截面圖A

- The part of Lai Ping Road adjacent to the building is 205.57 meters above Hong Kong Principal Datum (HKPD).
- 毗連建築物的一段麗坪路為香港主水平基準以上205.57米。
- The part of Emergency Vehicular Access (E.V.A.) adjacent to the building is 207.723 meters above Hong Kong Principal Datum (HKPD).
- 毗連建築物的一段緊急車輛通道為香港主水平基準以上207.723米。
- Dotted line denotes the level of the lowest residential floor.
- 虛線為最低住宅樓層水平。
- Denotes height (in metres) above the Hong Kong Principal Datum.
- 代表香港主水平基準以上的高度(米)。



Cross-section Plan of Building in the Development 發展項目中的建築物的橫截面圖

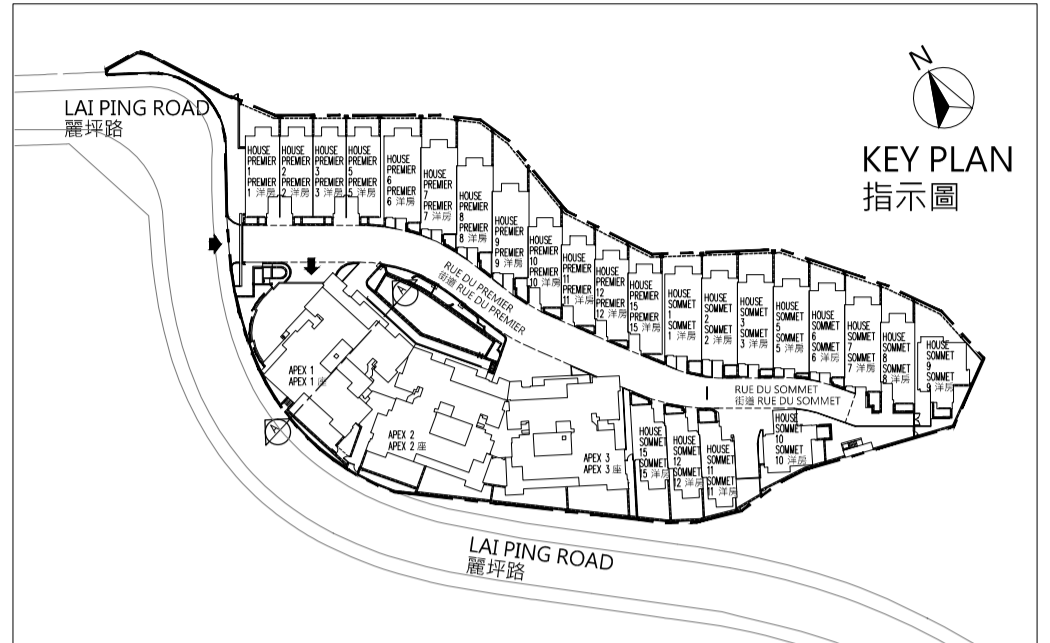
Apex 1, Apex 2 and Apex 3
Apex 1 座、Apex 2 座及 Apex 3 座



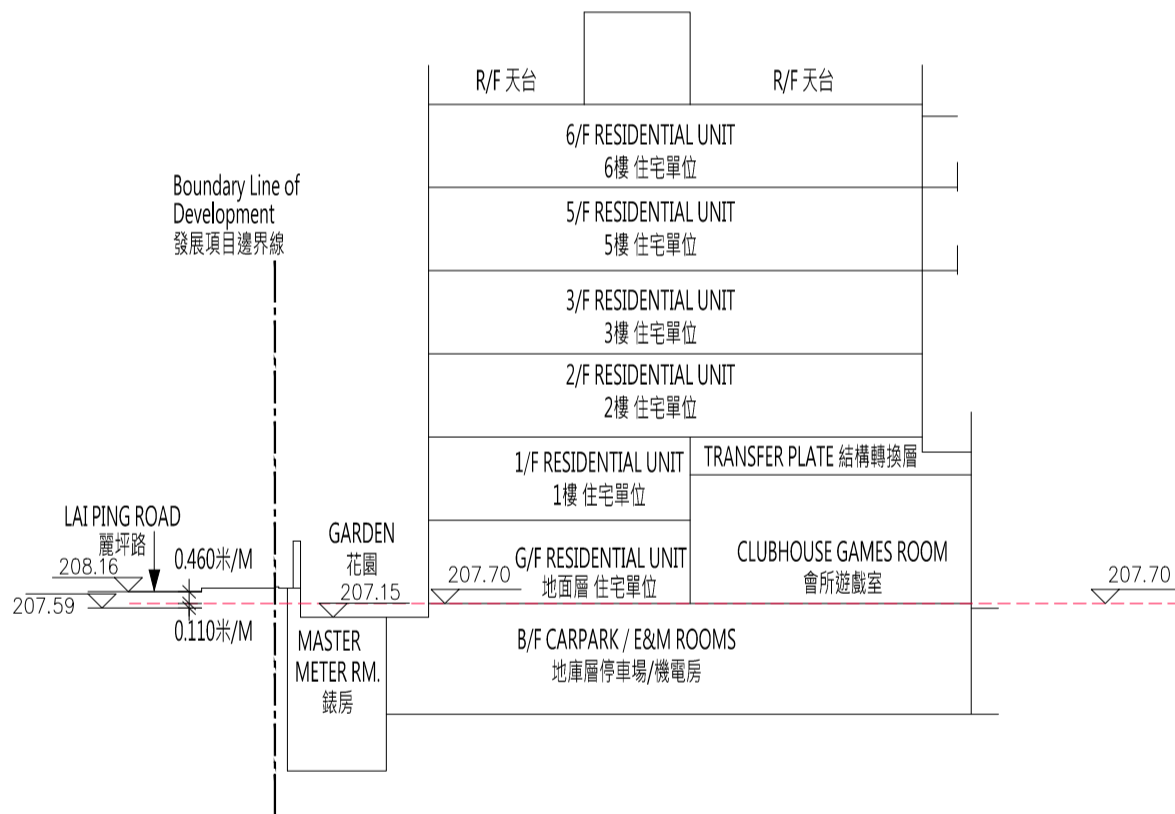
CROSS - SECTION PLAN A
橫截面圖A

- The part of Lai Ping Road adjacent to the building is 209.00 meters above Hong Kong Principal Datum (HKPD).
- 毗連建築物的一段麗坪路為香港主水平基準以上209.00米。
- - - - - Dotted line denotes the level of the lowest residential floor.
- - - - - 虛線為最低住宅樓層水平。
- ∇ Denotes height (in metres) above the Hong Kong Principal Datum.
- ∇ 代表香港主水平基準以上的高度 (米)。

Apex 1
Apex 1 座



Apex 1
Apex 1 座



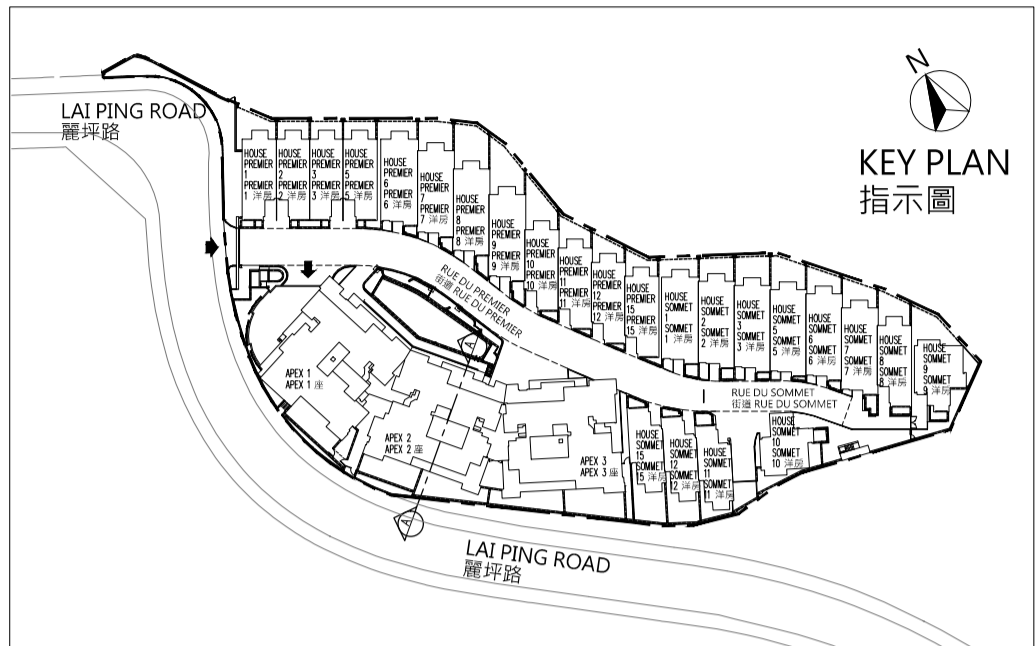
CROSS - SECTION PLAN A
橫截面圖A

- The part of Lai Ping Road adjacent to the building is 207.59 to 208.16 meters above Hong Kong Principal Datum (HKPD).
- 毗連建築物的一段麗坪路為香港主水平基準以上207.59 米至208.16 米。
- - - - - Dotted line denotes the level of the lowest residential floor.
- - - - - 虛線為最低住宅樓層水平。
- ∇ Denotes height (in metres) above the Hong Kong Principal Datum.
- ∇ 代表香港主水平基準以上的高度(米)。

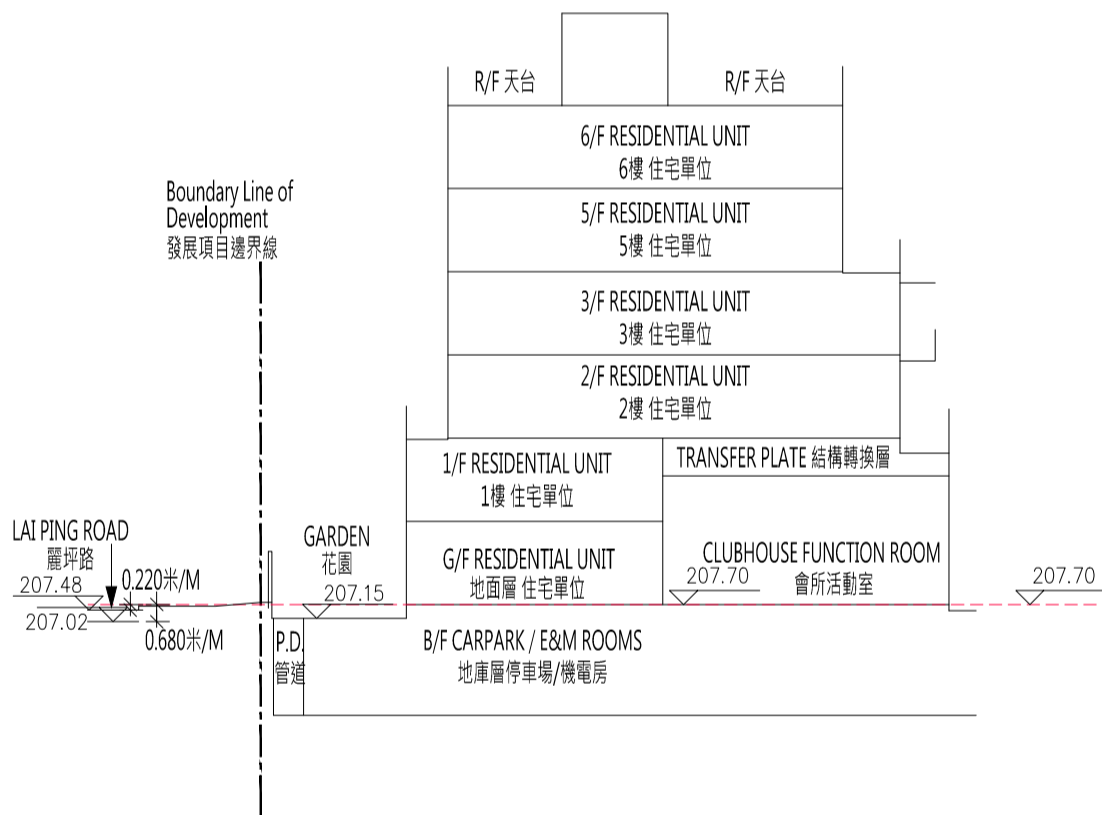


Cross-section Plan of Building in the Development
發展項目中的建築物的橫截面圖

Apex 2
Apex 2 座



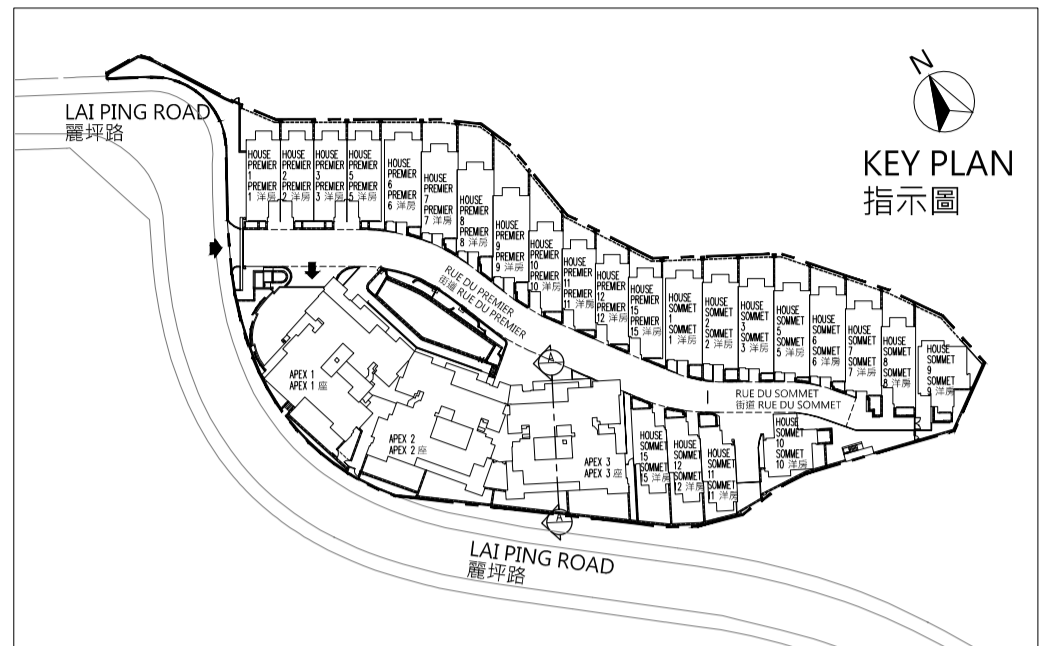
Apex 2
Apex 2 座



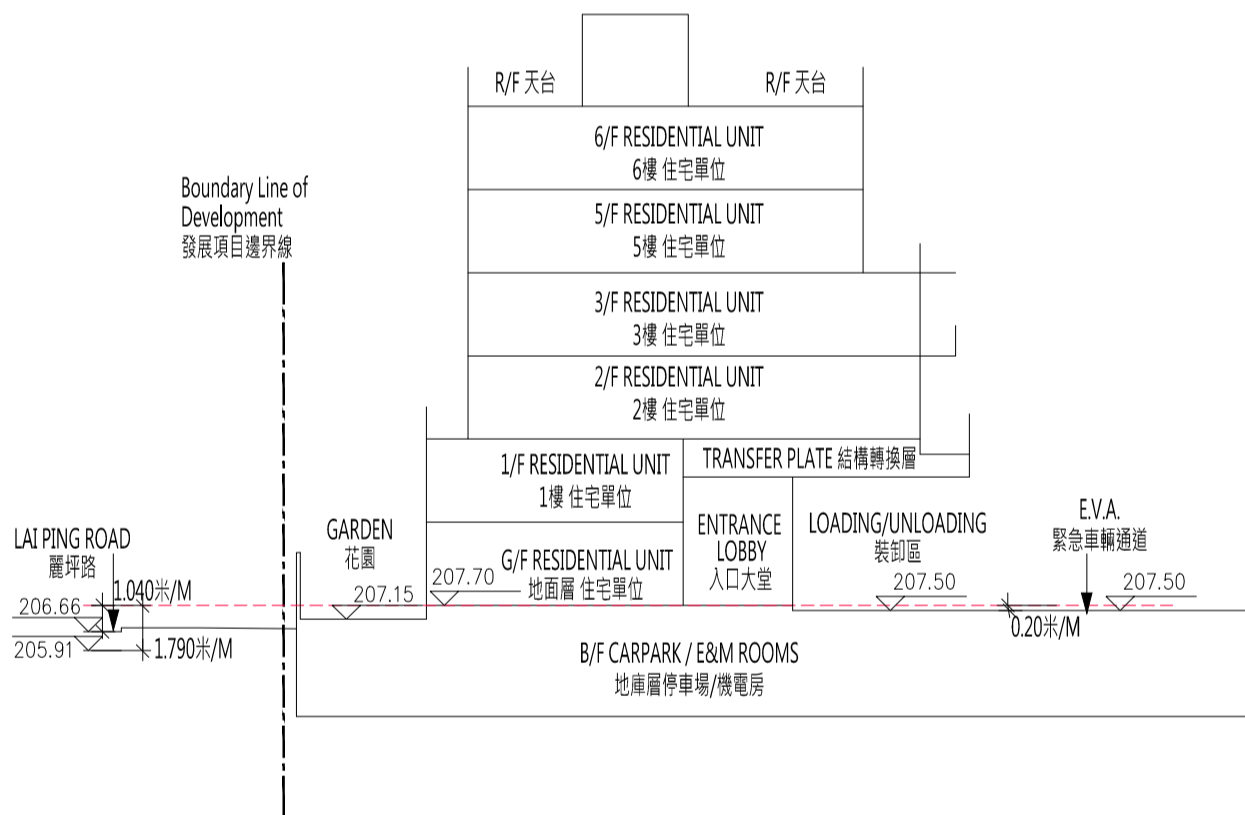
CROSS - SECTION PLAN A
橫截面圖A

- The part of Lai Ping Road adjacent to the building is 207.02 to 207.48 meters above Hong Kong Principal Datum (HKPD).
- 毗連建築物的一段麗坪路為香港主水平基準以上207.02 米至207.48米。
- - - - - Dotted line denotes the level of the lowest residential floor.
- - - - - 虛線為最低住宅樓層水平。
- ▽ Denotes height (in metres) above the Hong Kong Principal Datum.
- ▽ 代表香港主水平基準以上的高度 (米)。

Apex 3
Apex 3 座



Apex 3
Apex 3 座



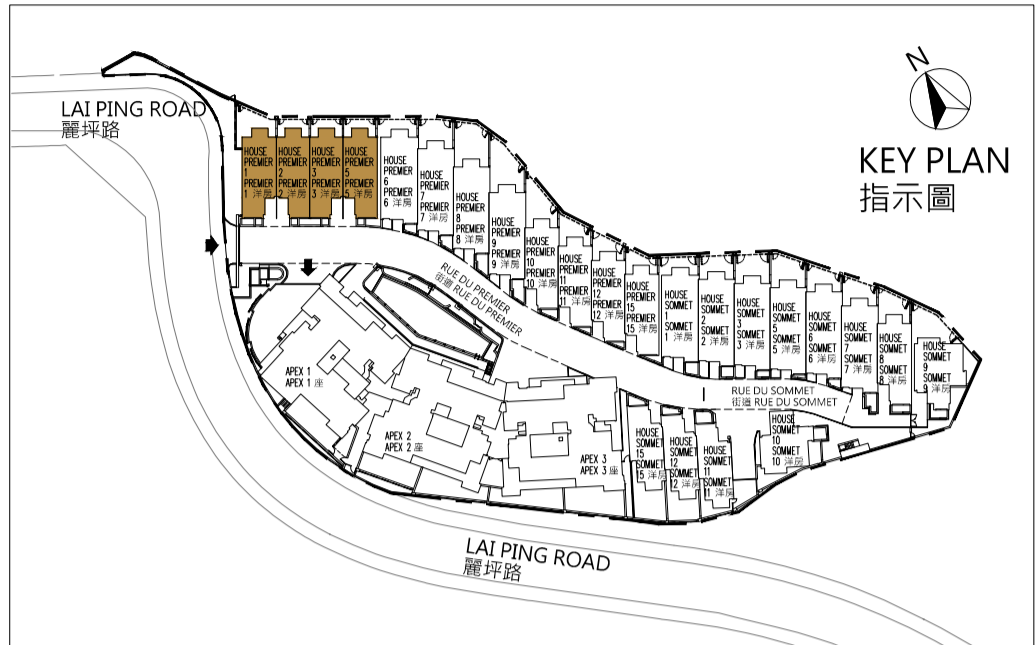
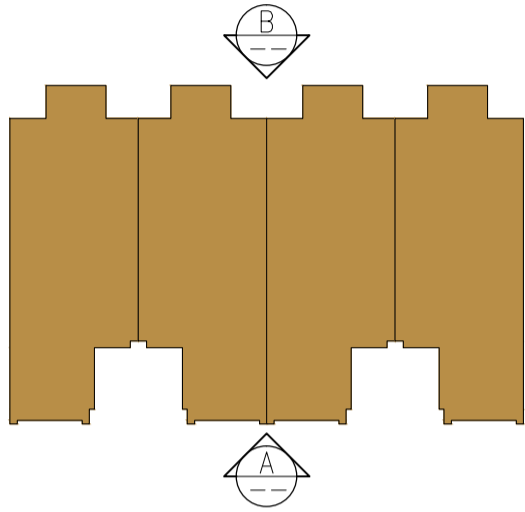
CROSS - SECTION PLAN A
橫截面圖 A

- The part of Lai Ping Road adjacent to the building is 205.91 to 206.66 meters above Hong Kong Principal Datum (HKPD).
- 毗連建築物的一段麗坪路為香港主水平基準以上205.91米至206.66米。
- The part of Emergency Vehicular Access (E.V.A.) adjacent to the building is 207.50 meters above Hong Kong Principal Datum (HKPD).
- 毗連建築物的一段緊急車輛通道為香港主水平基準以上207.50米。
- - - - Dotted line denotes the level of the lowest residential floor.
- - - - 虛線為最低住宅樓層水平。
- ∇ Denotes height (in metres) above the Hong Kong Principal Datum.
- ∇ 代表香港主水平基準以上的高度 (米)。



Elevation Plan
立面圖

House Premier 1, 2, 3, 5
Premier 1、2、3、5 洋房



ELEVATION A
立面圖 A



ELEVATION B
立面圖 B

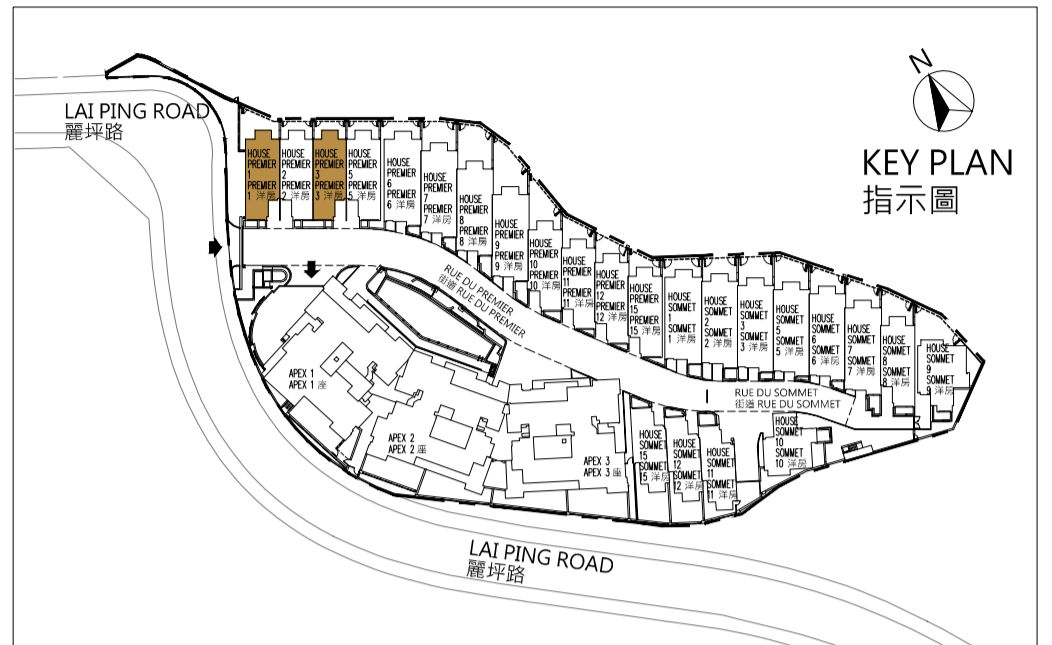
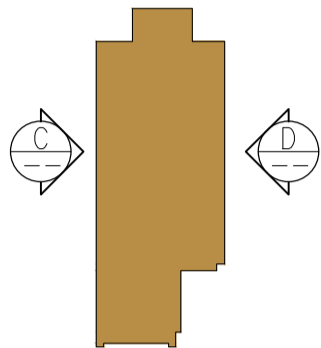
Authorized Person for the Development certified that the elevations shown on this plan:-

- (a) are prepared on the basis of the approved building plans for the Development as of 20 April 2015, 28 January 2016, 12 August 2016, 15 December 2016, 3 February 2017 and 5 April 2017 ; and
- (b) are in general accordance with the outward appearance of the Development.

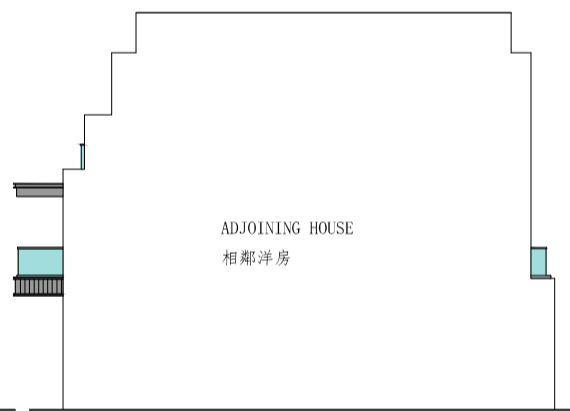
發展項目的認可人士證明本圖顯示的立面:-

- (a) 以2015年4月20日、2016年1月28日、2016年8月12日、2016年12月15日、2017年2月3日及2017年4月5日的情況為準的發展項目的經批准的建築圖則為基礎擬備; 及
- (b) 大致上與發展項目外觀一致。

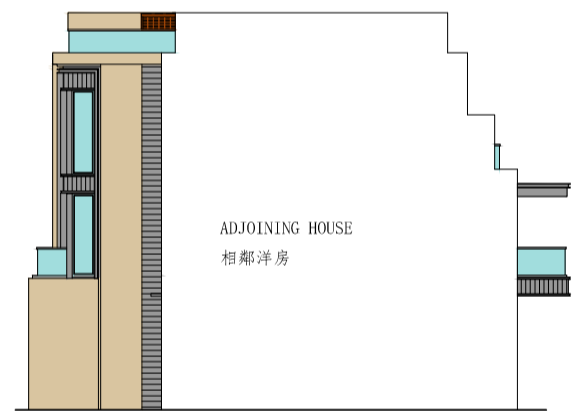
House Premier 1, 3
Premier 1、3洋房



House Premier 1 ELEVATION C
Premier 1 洋房立面圖 C



House Premier 3 ELEVATION C
Premier 3 洋房立面圖 C



House Premier 1,3 ELEVATION D
Premier 1,3 洋房立面圖 D

Authorized Person for the Development certified that the elevations shown on this plan:-

- (a) are prepared on the basis of the approved building plans for the Development as of 20 April 2015, 28 January 2016, 12 August 2016, 15 December 2016, 3 February 2017 and 5 April 2017 ; and
- (b) are in general accordance with the outward appearance of the Development.

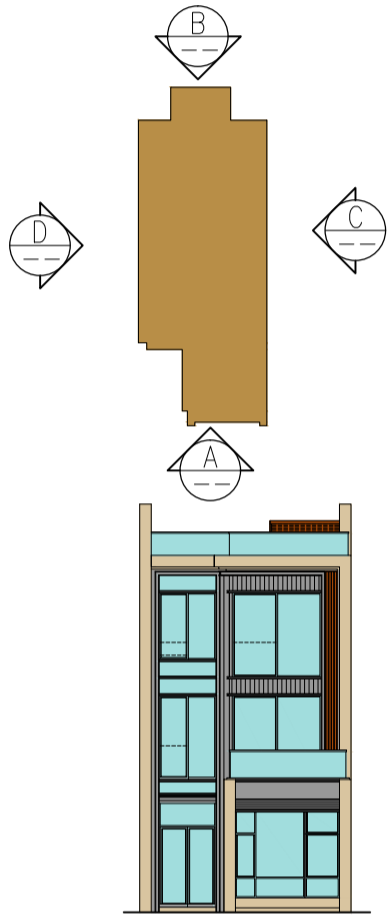
發展項目的認可人士證明本圖顯示的立面:-

- (a) 以2015年4月20日、2016年1月28日、2016年8月12日、2016年12月15日、2017年2月3日及2017年4月5日的情況為準的發展項目的經批准的建築圖則為基礎擬備; 及
- (b) 大致上與發展項目外觀一致。

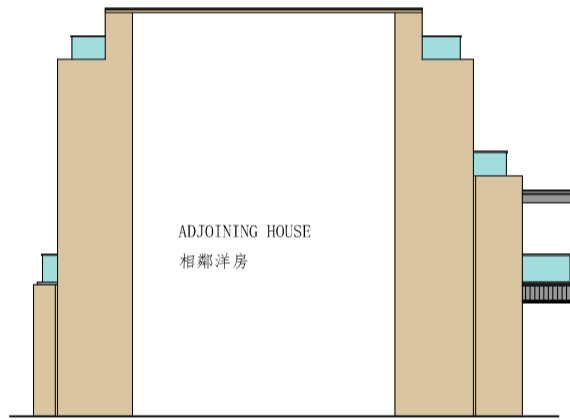


Elevation Plan
立面圖

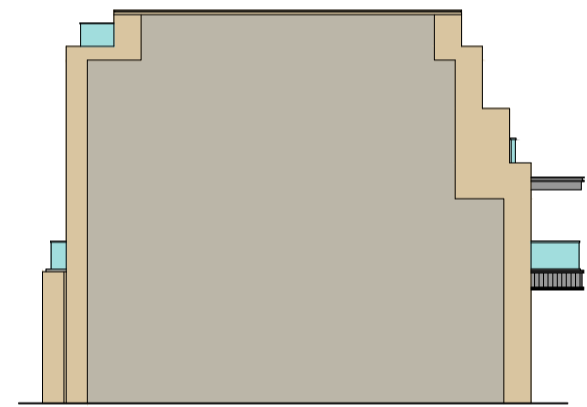
House Premier 2, 5, 10, 11, 12, 15 &
House Sommet 8
Premier 2、5、10、11、12、15 洋房及
Sommet 8 洋房



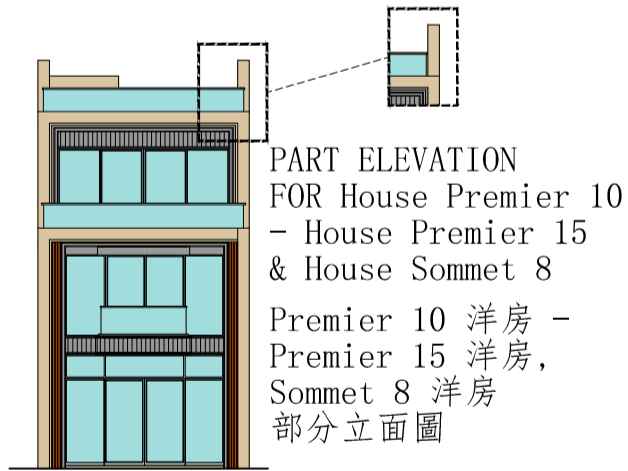
House Premier 10,11,12 & 15
House Sommet 8 ELEVATION A
Premier 10,11,12 & 15 洋房
及 Sommet 8 洋房立面圖 A



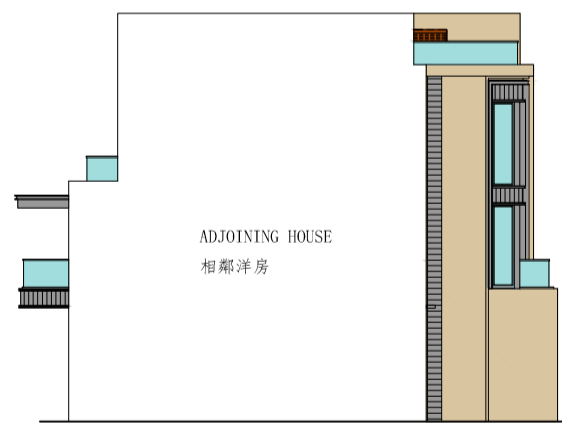
House Premier 2,10,11,12 &
House Sommet 8 ELEVATION C
Premier 2,10,11,12 洋房
及 Sommet 8 洋房立面圖 C



House Premier 5,15 ELEVATION C
Premier 5,15 洋房立面圖 C



House Premier 10,11,12 & 15
House Sommet 8 ELEVATION B
Premier 10,11,12 & 15 洋房
及 Sommet 8 洋房立面圖 B



ELEVATION D
立面圖 D

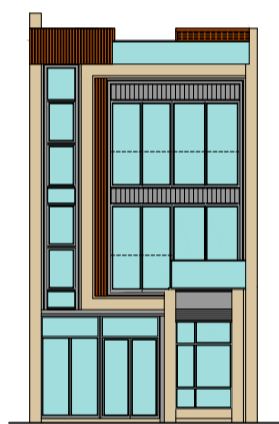
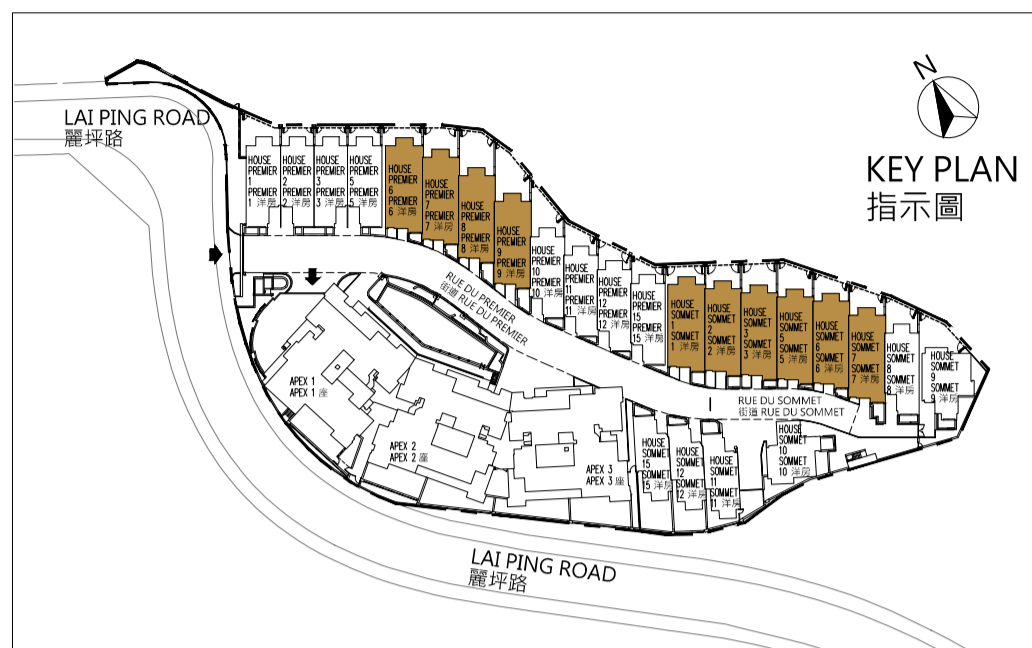
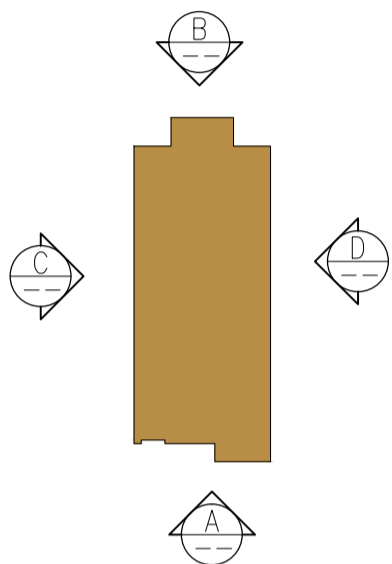
Authorized Person for the Development certified that the elevations shown on this plan:-

- (a) are prepared on the basis of the approved building plans for the Development as of 20 April 2015, 28 January 2016, 12 August 2016, 15 December 2016, 3 February 2017 and 5 April 2017; and
- (b) are in general accordance with the outward appearance of the Development.

發展項目的認可人士證明本圖顯示的立面:-

- (a) 以2015年4月20日、2016年1月28日、2016年8月12日、2016年12月15日、2017年2月3日及2017年4月5日的情況為準的發展項目的經批准的建築圖則為基礎擬備; 及
- (b) 大致上與發展項目外觀一致。

House Premier 6, 7, 8, 9 &
House Sommet 1, 2, 3, 5, 6, 7
Premier 6、7、8、9 洋房及
Sommet 1、2、3、5、6、7 洋房



House Premier 6,7,8,9 & House Sommet 6 ELEVATION A
Premier 6,7,8,9 洋房及 Sommet 6 洋房立面圖 A

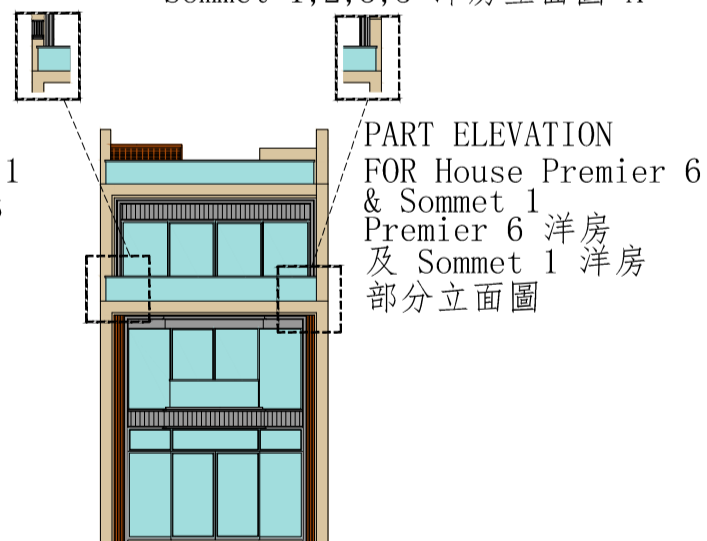


House Sommet 1,2,3,5 ELEVATION A
Sommet 1,2,3,5 洋房立面圖 A



House Sommet 7 ELEVATION A
Sommet 7 洋房立面圖 A

PART ELEVATION
FOR House Sommet 1
To House Sommet 3
Sommet 1 洋房
- Sommet 3 洋房
部分立面圖



ELEVATION B
立面圖 B

Authorized Person for the Development certified that the elevations shown on this plan:-

- (a) are prepared on the basis of the approved building plans for the Development as of 20 April 2015, 28 January 2016, 12 August 2016, 15 December 2016, 3 February 2017 and 5 April 2017; and
- (b) are in general accordance with the outward appearance of the Development.

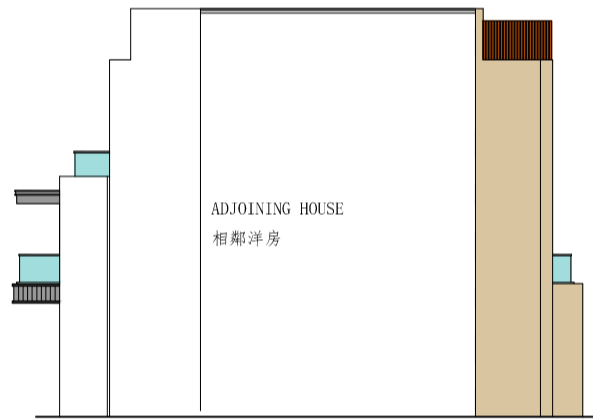
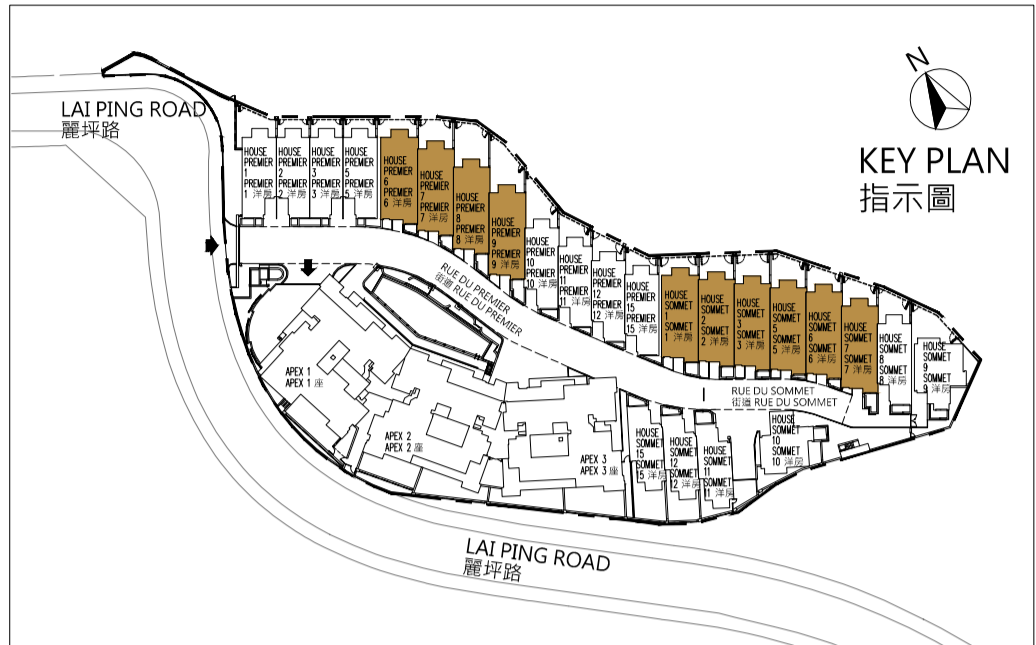
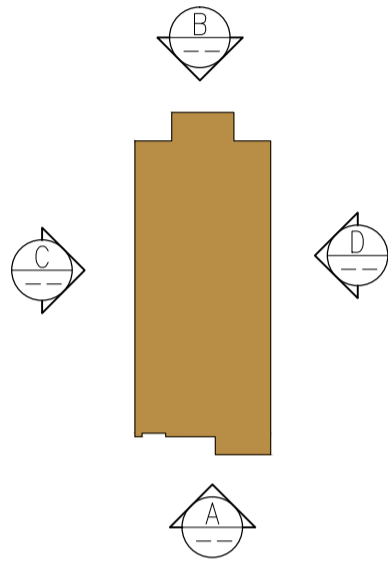
發展項目的認可人士證明本圖顯示的立面:-

- (a) 以2015年4月20日、2016年1月28日、2016年8月12日、2016年12月15日、2017年2月3日及2017年4月5日的情況為準的發展項目的經批准的建築圖則為基礎擬備; 及
- (b) 大致上與發展項目外觀一致。



Elevation Plan
立面圖

House Premier 6, 7, 8, 9 &
House Sommet 1, 2, 3, 5, 6, 7
Premier 6、7、8、9 洋房及
Sommet 1、2、3、5、6、7 洋房



House Premier 6,7,8,9 & House Sommet 1,2,3,5,6,7 ELEVATION C
Premier 6,7,8,9 洋房 及 Sommet 1,2,3,5,6,7 洋房立面圖 C



House Premier 6,7,8,9 & House Sommet 1,2,3,5,6,7 ELEVATION D
Premier 6,7,8,9 洋房 及 Sommet 1,2,3,5,6,7 洋房立面圖 D

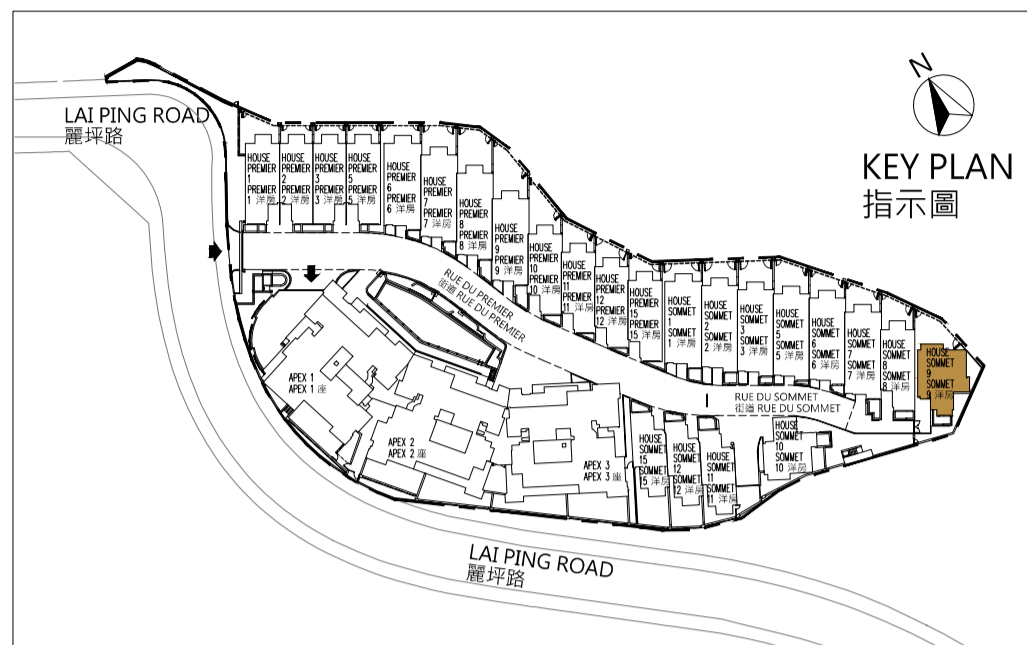
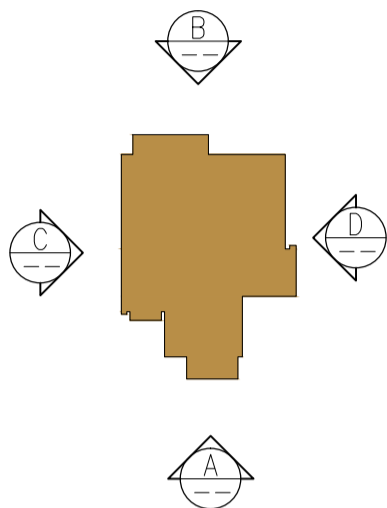
Authorized Person for the Development certified that the elevations shown on this plan:-

- (a) are prepared on the basis of the approved building plans for the Development as of 20 April 2015, 28 January 2016, 12 August 2016, 15 December 2016, 3 February 2017 and 5 April 2017 ; and
- (b) are in general accordance with the outward appearance of the Development.

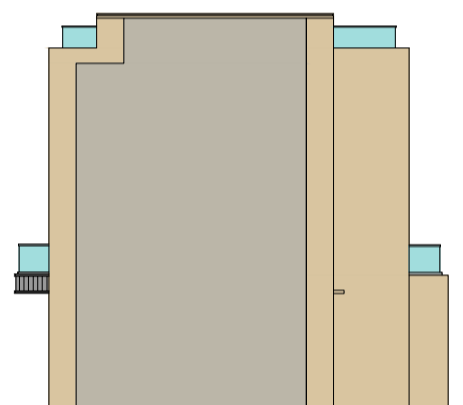
發展項目的認可人士證明本圖顯示的立面:-

- (a) 以2015年4月20日、2016年1月28日、2016年8月12日、2016年12月15日、2017年2月3日及2017年4月5日的情況為準的發展項目的經批准的建築圖則為基礎擬備; 及
- (b) 大致上與發展項目外觀一致。

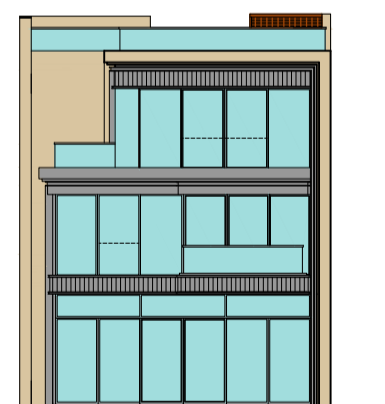
House Sommet 9
Sommet 9 洋房



ELEVATION A
立面圖 A



ELEVATION C
立面圖 C



ELEVATION B
立面圖 B



ELEVATION D
立面圖 D

Authorized Person for the Development certified that the elevations shown on this plan:-

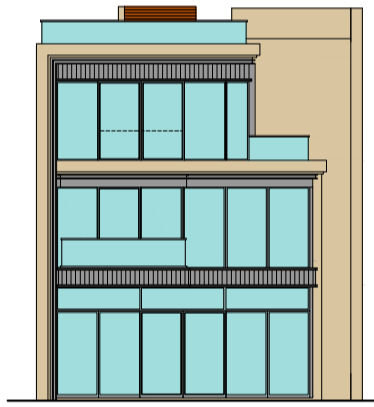
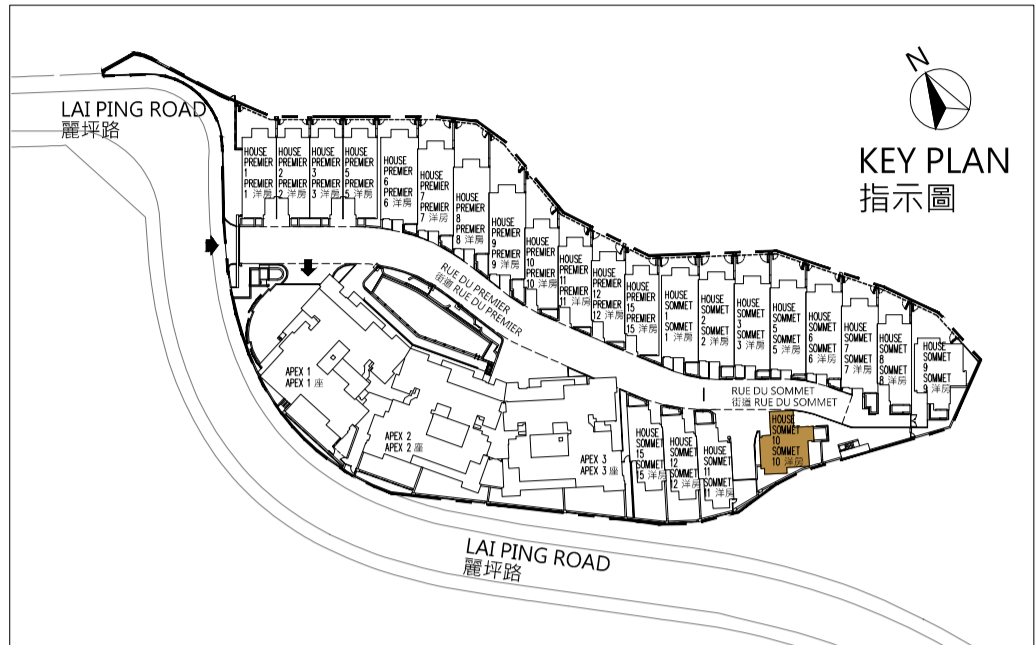
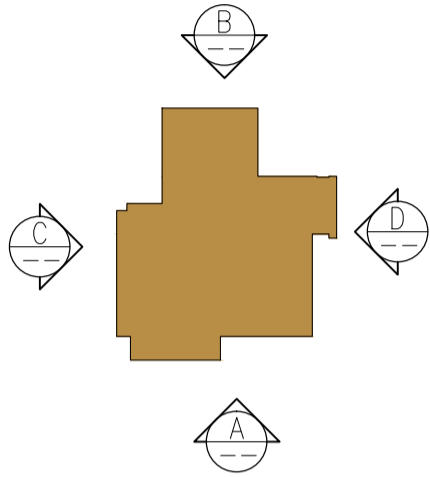
- (a) are prepared on the basis of the approved building plans for the Development as of 20 April 2015, 28 January 2016, 12 August 2016, 15 December 2016, 3 February 2017 and 5 April 2017 ; and
- (b) are in general accordance with the outward appearance of the Development.

發展項目的認可人士證明本圖顯示的立面:-

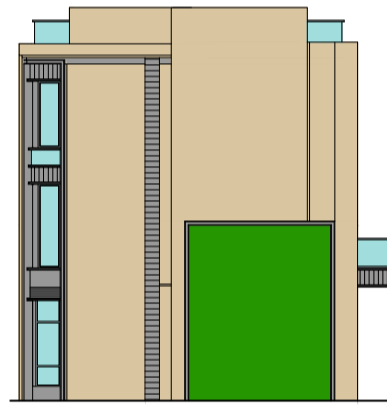
- (a) 以2015年4月20日、2016年1月28日、2016年8月12日、2016年12月15日、2017年2月3日及2017年4月5日的情況為準的發展項目的經批准的建築圖則為基礎擬備; 及
- (b) 大致上與發展項目外觀一致。



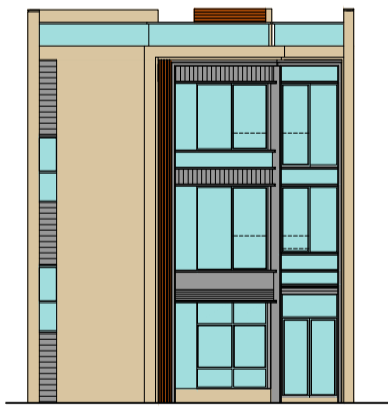
House Sommet 10
Sommet 10 洋房



ELEVATION A
立面圖 A



ELEVATION C
立面圖 C



ELEVATION B
立面圖 B



ELEVATION D
立面圖 D

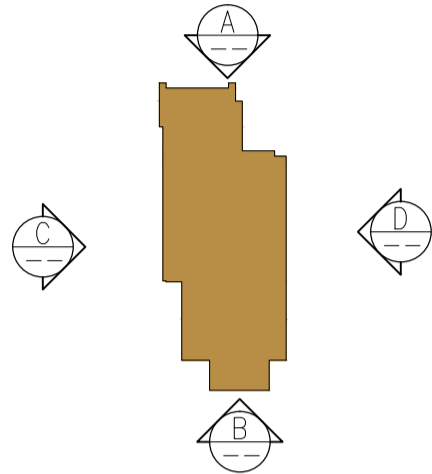
Authorized Person for the Development certified that the elevations shown on this plan:-

- (a) are prepared on the basis of the approved building plans for the Development as of 20 April 2015, 28 January 2016, 12 August 2016, 15 December 2016, 3 February 2017 and 5 April 2017 ; and
- (b) are in general accordance with the outward appearance of the Development.

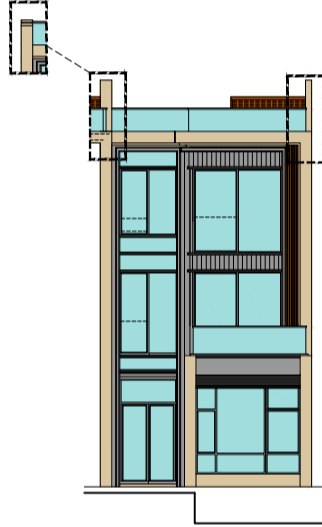
發展項目的認可人士證明本圖顯示的立面:-

- (a) 以2015年4月20日、2016年1月28日、2016年8月12日、2016年12月15日、2017年2月3日及2017年4月5日的情況為準的發展項目的經批准的建築圖則為基礎擬備; 及
- (b) 大致上與發展項目外觀一致。

House Sommet 11, 12, 15
Sommet 11、12、15 洋房



PART ELEVATION
FOR House Sommet 11
Sommet 11 洋房
部分立面圖



ELEVATION A
立面圖 A

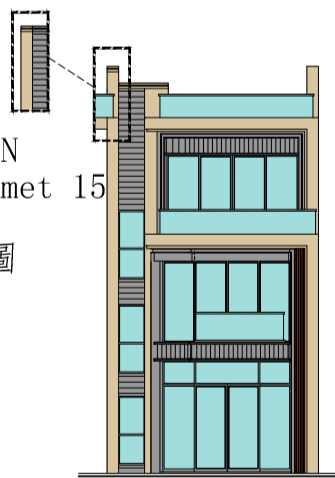
PART ELEVATION
FOR House Sommet 15
Sommet 15 洋房
部分立面圖



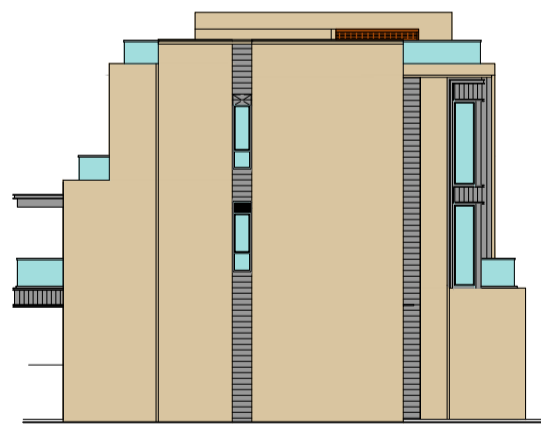
House Sommet 11,12 ELEVATION C
Sommet 11,12 洋房立面圖 C

House Sommet 15 ELEVATION C
Sommet 15 洋房立面圖 C

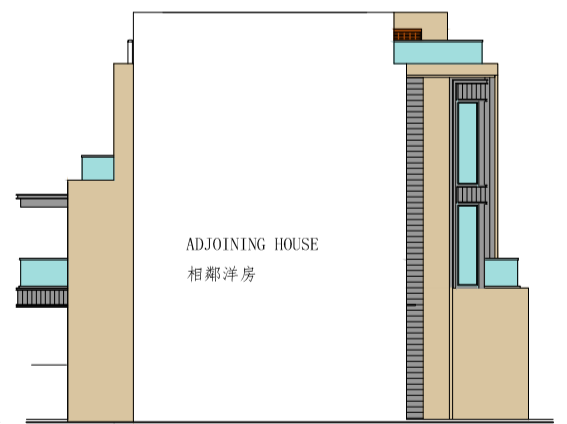
PART ELEVATION
FOR House Sommet 15
Sommet 15
洋房部分立面圖



ELEVATION B
立面圖 B



House Sommet 11 ELEVATION D
Sommet 11 洋房立面圖 D



House Sommet 12,15 ELEVATION D
Sommet 12,15 洋房立面圖 D

Authorized Person for the Development certified that the elevations shown on this plan:-

- (a) are prepared on the basis of the approved building plans for the Development as of 20 April 2015, 28 January 2016, 12 August 2016, 15 December 2016, 3 February 2017 and 5 April 2017 ; and
- (b) are in general accordance with the outward appearance of the Development.

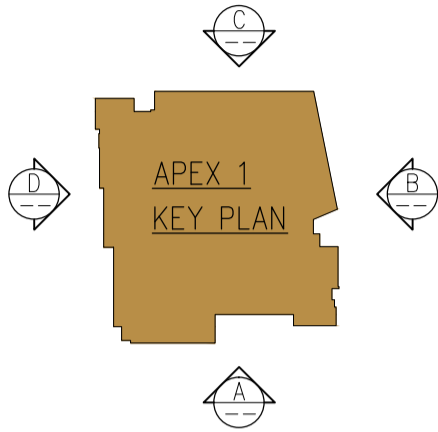
發展項目的認可人士證明本圖顯示的立面:-

- (a) 以2015年4月20日、2016年1月28日、2016年8月12日、2016年12月15日、2017年2月3日及2017年4月5日的情況為準的發展項目的經批准的建築圖則為基礎擬備; 及
- (b) 大致上與發展項目外觀一致。

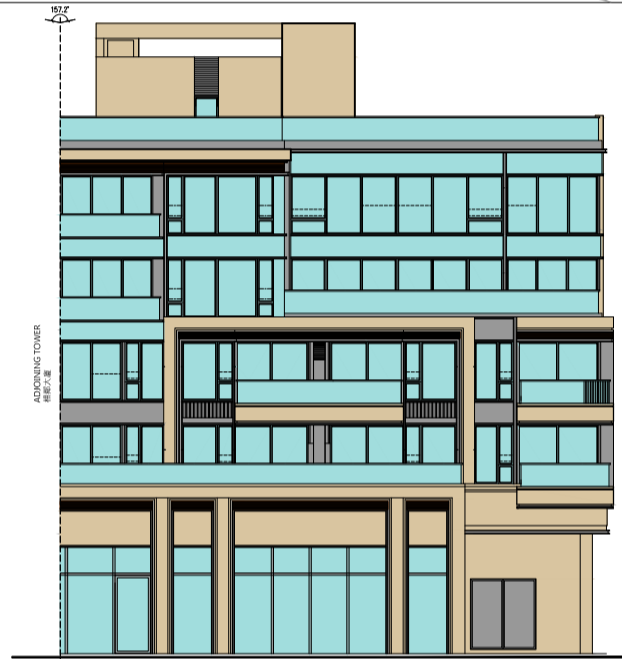


Elevation Plan
立面圖

Apex 1
Apex 1 座



ELEVATION A
立面圖 A



ELEVATION C
立面圖 C



ELEVATION B
立面圖 B



ELEVATION D
立面圖 D

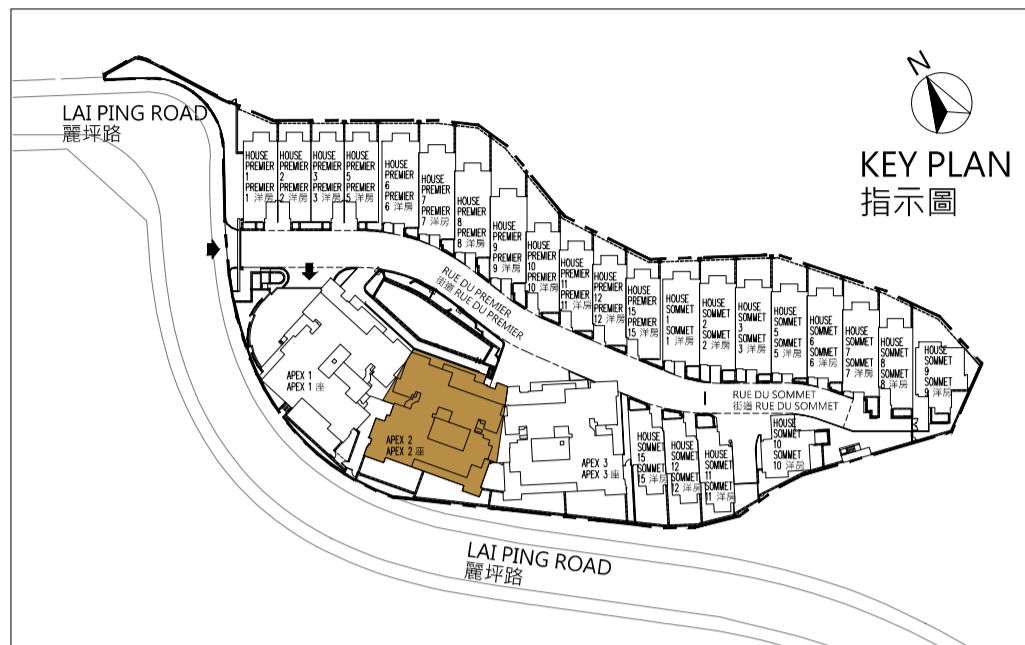
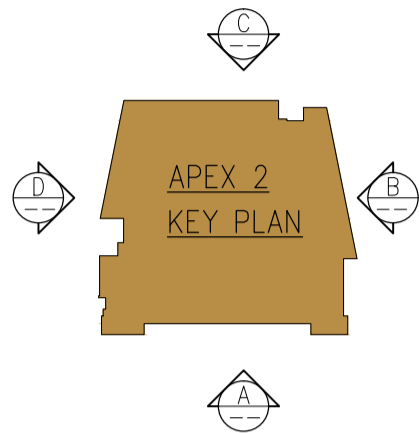
Authorized Person for the Development certified that the elevations shown on this plan:-

- (a) are prepared on the basis of the approved building plans for the Development as of 20 April 2015, 28 January 2016, 12 August 2016, 15 December 2016, 3 February 2017 and 5 April 2017 ; and
- (b) are in general accordance with the outward appearance of the Development.

發展項目的認可人士證明本圖顯示的立面:-

- (a) 以2015年4月20日、2016年1月28日、2016年8月12日、2016年12月15日、2017年2月3日及2017年4月5日的情況為準的發展項目的經批准的建築圖則為基礎擬備; 及
- (b) 大致上與發展項目外觀一致。

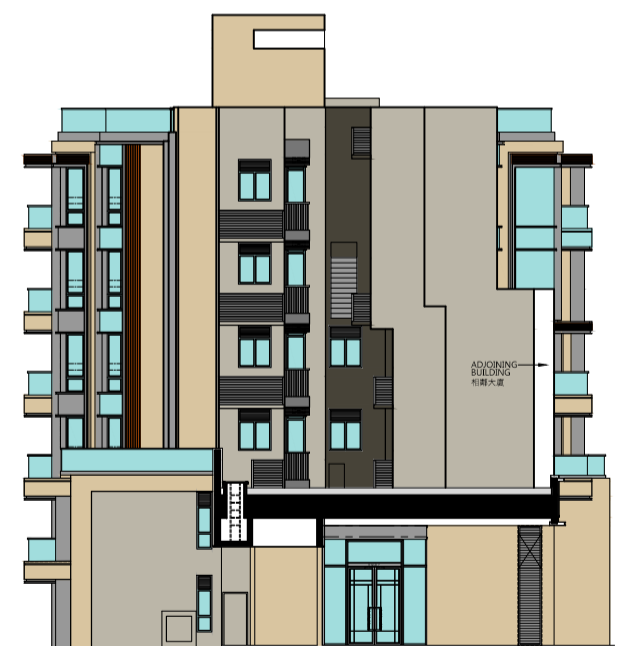
Apex 2
Apex 2 座



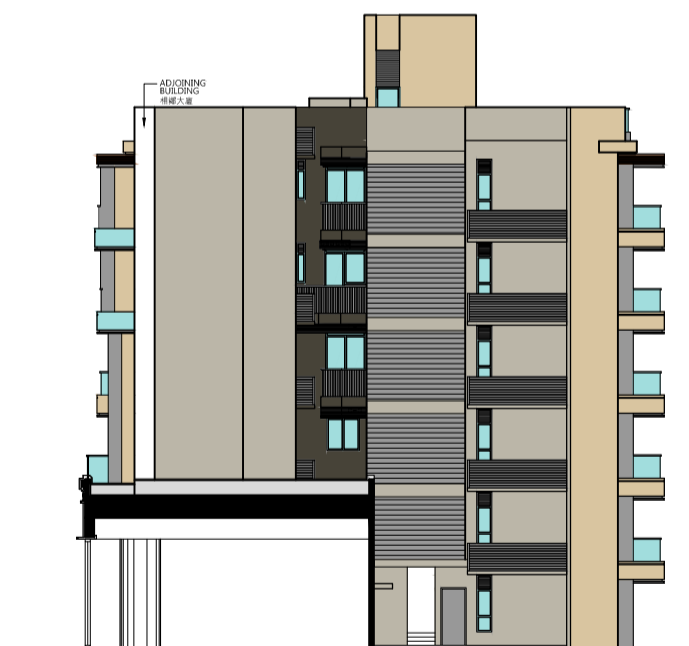
ELEVATION A
立面圖 A



ELEVATION C
立面圖 C



ELEVATION B
立面圖 B



ELEVATION D
立面圖 D

Authorized Person for the Development certified that the elevations shown on this plan:-

- (a) are prepared on the basis of the approved building plans for the Development as of 20 April 2015, 28 January 2016, 12 August 2016, 15 December 2016, 3 February 2017 and 5 April 2017 ; and
- (b) are in general accordance with the outward appearance of the Development.

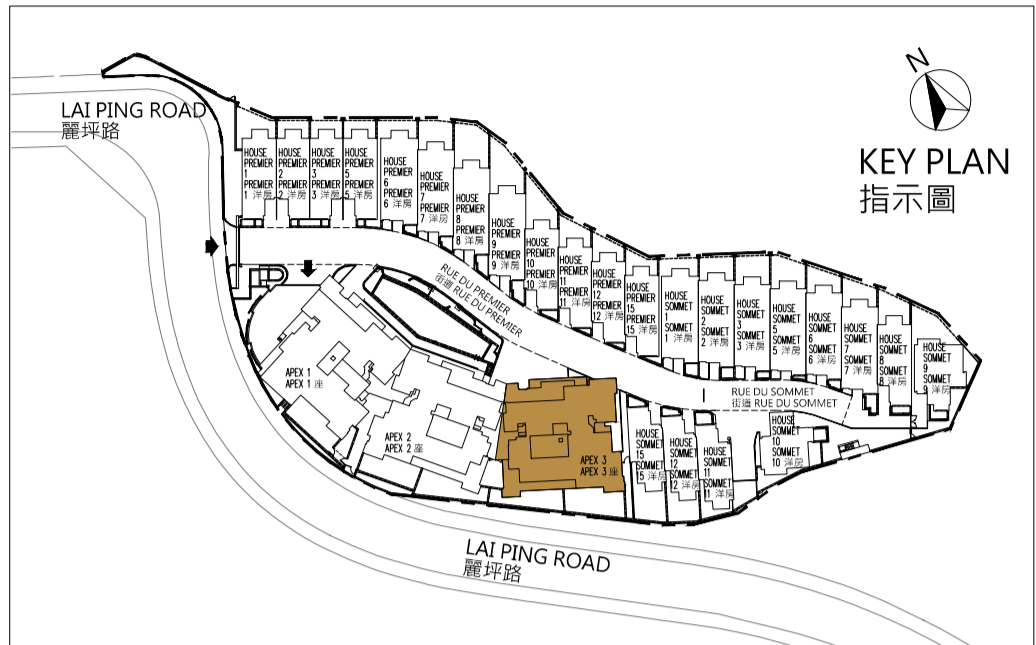
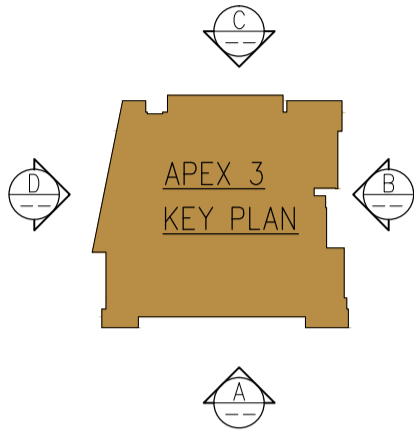
發展項目的認可人士證明本圖顯示的立面:-

- (a) 以2015年4月20日、2016年1月28日、2016年8月12日、2016年12月15日、2017年2月3日及2017年4月5日的情況為準的發展項目的經批准的建築圖則為基礎擬備; 及
- (b) 大致上與發展項目外觀一致。



Elevation Plan
立面圖

Apex 3
Apex 3 座



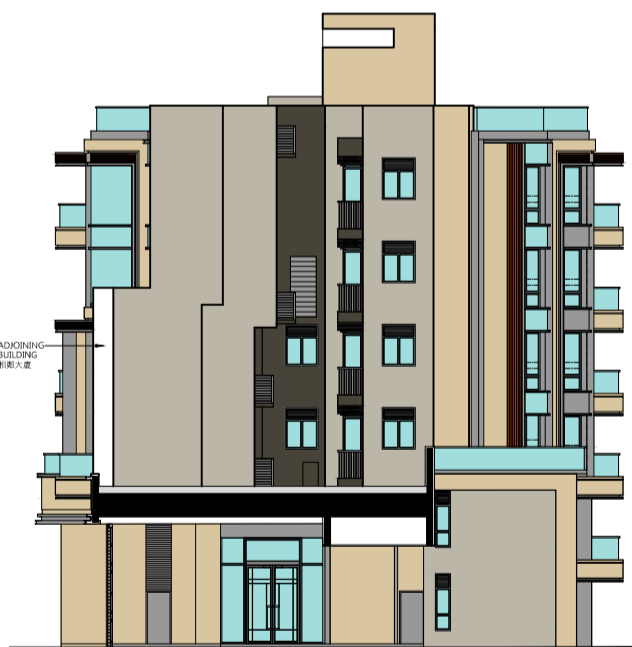
ELEVATION A
立面圖 A



ELEVATION C
立面圖 C



ELEVATION B
立面圖 B



ELEVATION D
立面圖 D

Authorized Person for the Development certified that the elevations shown on this plan:-

- (a) are prepared on the basis of the approved building plans for the Development as of 20 April 2015, 28 January 2016, 12 August 2016, 15 December 2016, 3 February 2017 and 5 April 2017 ; and
- (b) are in general accordance with the outward appearance of the Development.

發展項目的認可人士證明本圖顯示的立面:-

- (a) 以2015年4月20日、2016年1月28日、2016年8月12日、2016年12月15日、2017年2月3日及2017年4月5日的情況為準的發展項目的經批准的建築圖則為基礎擬備；及
- (b) 大致上與發展項目外觀一致。

Information on Common Facilities in the Development 發展項目中的公用設施的資料

		Covered 有蓋	Uncovered 露天	Total Area 總面積
Residents' Clubhouse (including any recreational facilities for residents' use) 住客會所(包括供住客使用的任何康樂設施)	sq. ft. 平方呎	6,523	3,286	9,809
	sq. m. 平方米	605.997	305.275	911.272
Communal garden or play area for residents' use on the roof, or on any floor between the roof and the lowest residential floor, of a building in the Development (whether known as a communal sky garden or otherwise) 位於發展項目中的建築物的天台或在天台和最低一層住宅樓層之間的任何一層的、供住客使用的公用花園或遊樂地方(不論是稱為公用空中花園或有其他名稱)	sq. ft. 平方呎	Not Applicable 不適用	6,049	6,049
	sq. m. 平方米		561.964	561.964
Communal garden or play area for residents' use below the lowest residential floor of a building in the Development (whether known as a covered and landscaped play area or otherwise) 位於發展項目中的建築物的最低一層住宅樓層以下的、供住客使用的公用花園或遊樂地方(不論是稱為有蓋及園景的遊樂場或有其他名稱)	sq. ft. 平方呎	Not Applicable 不適用	Not Applicable 不適用	Not Applicable 不適用
	sq. m. 平方米			

Note:

Areas in square feet are converted at a rate of 1 square metre to 10.764 square feet and rounded off to the nearest square foot, which may be slightly different from that shown in square metre.

備註：

以平方呎顯示之面積均依據1平方米=10.764平方呎換算，並以四捨五入至整數平方呎，平方呎與平方米之數字可能有些微差異。



Inspection of Plans and Deed of Mutual Covenant 閱覽圖則及公契

1. Copies of the outline zoning plans relating to the Development are available at www.ozp.tpb.gov.hk.
 2. A copy of the latest draft of every deed of mutual covenant in respect of the specified residential property as at the date on which the specified residential property is offered to be sold is available for inspection at the place at which the specified residential property is offered to be sold.
 3. The inspection is free of charge.
1. 備有關於本發展項目的分區計劃大綱圖的文本供閱覽的互聯網網站的網址為www.ozp.tpb.gov.hk。
 2. 指明住宅物業的每一公契在將指明住宅物業提供出售的日期的最新擬稿存放在指明住宅物業的售樓處，以供閱覽。
 3. 無須為閱覽付費。

Fittings, Finishes and Appliances
裝置、裝修物料及設備



1. Exterior finishes

1.1 House Premier 1 - House Premier 3, House Premier 5 - House Premier 12 & House Premier 15 of RUE DU PREMIER

House Sommet 1 - House Sommet 3, House Sommet 5 - House Sommet 12 & House Sommet 15 of RUE DU SOMMET

Item	Description
(a) External wall	External wall of house finished with tiles, aluminum cladding, aluminum grille, glass cladding and natural stone cladding.
(b) Window	Aluminum window frame finished with fluorocarbon coating. Clear insulated glass unit (IGU) with low-e coating for window in living/dining rooms, family and bedrooms. Clear insulated glass unit (IGU) with low-e coating or monolithic etched tempered glass for window (if provided) in baths and powder rooms. Clear or fritted insulated glass unit (IGU) with low-e coating for window (if provided) in kitchens and utilities.
(c) Bay window	Not provided.
(d) Planter	Not provided.
(e) Verandah or balcony	Balconies are fitted with glass balustrade with aluminum top rail. Floor finished with natural stone. Ceiling with aluminum false ceiling. Balconies are covered. There is no Verandah.
(f) Drying facilities for clothing	Not provided.

1.2 Apex 1 - Apex 3

Item	Description
(a) External wall	External wall of tower finished with tiles, aluminum cladding, aluminum grille, glass cladding and natural stone cladding.
(b) Window	Aluminum window frame finished with fluorocarbon coating. Clear insulated glass unit (IGU) with low-e coating for window in living/dining rooms & bedrooms. Clear insulated glass unit (IGU) with low-e coating or monolithic etched tempered glass for window (if provided) in baths. Monolithic tempered clear glass for window (if provided) in kitchens. Monolithic acid etched tempered glass for window (if provided) in utilities, lavatories and stores.
(c) Bay window	Not provided.
(d) Planter	Not provided.
(e) Verandah or balcony	Balconies are fitted with glass balustrade with aluminum top rail. Floor finished with natural stone. Ceiling with aluminum false ceiling. Balconies are covered. There is no Verandah.
(f) Drying facilities for clothing	Not provided.

The Vendor undertakes that if lifts or appliances of the specified brand name or model number are not installed in the Development, lifts or appliances of comparable quality will be installed.

2. Interior finishes

Item	Description
(a) Lobby	<p>Tower entrance lobby: Floors finished with natural stone on exposed surfaces. Walls finished with natural stone, faux leather, stainless steel, decorated mirror, aluminum skirting, decorated glass and wallpaper on exposed surfaces. Ceiling finished with gypsum board, aluminum, stainless steel and wallpaper.</p> <p>Typical lift lobby of residential units: Floors finished with natural stone on exposed surfaces. Walls finished with natural stone, stainless steel, aluminum skirting, decorated mirror, decorated glass and faux leather on exposed surfaces. Ceiling finished with gypsum board, stainless steel and aluminum.</p> <p>Basement lift lobby of residential units: Floors finished with natural stone on exposed surfaces. Walls finished with natural stone, faux leather, stainless steel, aluminum skirting, decorated mirror and decorated glass on exposed surfaces. Ceiling finished with gypsum board, stainless steel, wallpaper and aluminum.</p> <p>Carport entrance of houses: Floors finished with paint on exposed surfaces. Walls finished with natural stones, stainless steel, aluminum features, decorated mirror and tiles on exposed surfaces. Ceiling finished with aluminum false ceiling.</p>
(b) Internal wall and ceiling	<p>Living/dining room and bedroom: Walls and ceilings finished with emulsion paint. Gypsum board false ceiling in emulsion paint, except for the following units:</p> <ol style="list-style-type: none"> 1. Living/ dining room of House Premier 15, walls finished with wood veneer, wallpaper, mirror and glass. Gypsum board false ceiling in emulsion paint, mirror and wood veneer where exposed; 2. Master bedroom and bedroom 4 of House Premier 15, walls finished with wallpaper. Gypsum board false ceiling in emulsion paint where exposed; 3. Junior master bedroom of House Premier 15, walls finished with wallpaper and metal frame with glass. Gypsum board false ceiling in emulsion paint where exposed; 4. Bedroom 3 of House Premier 15, walls finished with wood veneer and wallpaper. Gypsum board false ceiling in emulsion paint where exposed; 5. Living/ dining room of House Sommet 1, walls finished with natural stone, wood veneer, wallpaper, metal, mirror, fabric, metal feature and paint panel. Gypsum board false ceiling in emulsion paint and mirror where exposed; 6. Master bedroom of House Sommet 1, walls finished with natural stone, wood veneer, mirror and fabric. Gypsum board false ceiling in emulsion paint and mirror where exposed; 7. Junior master bedroom of House Sommet 1, walls finished with wood veneer, mirror, fabric, wallpaper and metal. Gypsum board false ceiling in emulsion paint and mirror where exposed; 8. Ensuite room 3 of House Sommet 1, walls finished with wood veneer and wallpaper. Gypsum board false ceiling in emulsion paint and mirror where exposed; 9. Ensuite room 4 of House Sommet 1, walls finished with wood veneer and fabric. Gypsum board false ceiling in emulsion paint and mirror where exposed.



2. Interior finishes

Item	Description
(c) Internal floor	<p>Living/dining room: For the following units, floor and skirting are natural stone: All Units at G/F & 1/F of Apex 1 (Duplex); All Units at G/F & 1/F of Apex 2 (Duplex); All Units at G/F & 1/F of Apex 3 (Duplex); House Premier 1 - House Premier 3, House Premier 5 - House Premier 12 House Sommet 2 - House Sommet 3, House Sommet 5 - House Sommet 12 and House Sommet 15;</p> <p>For the following unit, floor finished with natural stone and timber skirting: House Premier 15;</p> <p>For the following unit, floor finished with natural stone: House Sommet 1.</p> <p>For other units, engineered timber flooring and skirting. Floor border along glass door to balconies, full-height glass panel, utility platforms and flat roofs are natural stone.</p> <p>Bedroom: Floor and skirting are engineered timber flooring. Floor border along glass door to balconies, utility platforms and flat roofs are natural stone, except for the following units: 1. All bedrooms of House Premier 15, floor finished with engineered timber flooring and timber skirting; 2. Master bedroom, junior master bedroom and ensuite room 4 of House Sommet 1, floor finished with engineered timber flooring and timber skirting. Floor border along glass door to balcony and flat roofs finished with natural stone; 3. Ensuite room 3 of House Sommet 1, floor finished with natural stone and timber skirting.</p>
(d) Bathroom	<p>Floors finished with natural stone on exposed surfaces.</p> <p>Except for the following units, walls finished with natural stone, aluminum and decorated glass on exposed surfaces and up to false ceiling. 1. Master bath of House Premier 15, walls finished with natural stone and decorated glass on exposed surfaces and up to false ceiling; 2. Junior master bath and bedroom 3 bath of House Premier 15, walls finished with natural stone on exposed surfaces and up to false ceiling. 3. Master bath of House Sommet 1, walls finished with natural stone, metal frame and glass on exposed surfaces and up to false ceiling; 4. Junior master bath and bath of Sommet 1, walls finished with natural stone, metal and mirror on exposed surfaces and up to false ceiling; 5. Ensuite room bath 3 of Sommet 1, walls finished with natural stone on exposed surfaces and up to false ceiling; 6. Ensuite room bath 4 of Sommet 1, walls finished with natural stone and mirror on exposed surfaces and up to false ceiling.</p> <p>For the following units, walls finished with natural stone, aluminum, decorated glass and decorated mirror on exposed surfaces and up to false ceiling. Junior master bath of House Premier 6 - House Premier 9, House Sommet 2 - House Sommet 3 and House Sommet 5- House Sommet 7;</p> <p>Walls behind vanity counters partially finished with tiles.</p> <p>Master bath of House ceiling finished with gypsum board with emulsion paint and aluminum, except for the following unit: 1. Master bath of House Premier 15, ceiling finished with gypsum board false ceiling in emulsion paint, natural stone and decorated glass.</p> <p>For other units, ceilings finished with gypsum board with emulsion paint and aluminum, except for the following unit: 1. Junior master bath and bedroom 3 bath of House Premier 15, ceiling finished with gypsum board false ceiling in emulsion paint; 2. All baths of House Sommet 1, ceiling finished with gypsum board false ceiling with emulsion paint.</p>

Item	Description
(e) Kitchen	<p>Floors finished with natural stone on exposed surfaces.</p> <p>For houses kitchen, walls finished with natural stone and stainless steel on exposed surfaces up to false ceiling, except for the following units:</p> <ol style="list-style-type: none"> 1. House Premier 15, walls finished with natural stone on exposed surfaces up to false ceiling; 2. House Sommet 1, walls finished with natural stone, stainless steel and wood veneer on exposed surfaces up to false ceiling. <p>For tower kitchen, except for the following units, walls finished with natural stone, stainless steel and decorated glass on exposed surfaces up to false ceiling.</p> <p>For the following units, walls finished with natural stone, stainless steel, aluminum, decorated glass and decorated mirror on exposed surfaces up to false ceiling. Unit B at 2/F, 3/F, 5/F& 6/F of Apex 2; Unit B at 2/F, 3/F, 5/F& 6/F of Apex 3;</p> <p>Wall behind kitchen cabinets finished with tiles.</p> <p>For houses kitchen, the countertop finished with reconstituted stone, except for the following unit:</p> <ol style="list-style-type: none"> 1. House Sommet 1, countertop finished with natural stone. <p>For towers kitchen, the countertop finished with solid surfacing.</p> <p>Ceilings finished with gypsum board with emulsion paint and aluminum, except for the following unit:</p> <ol style="list-style-type: none"> 1. House Premier 15 and House Sommet 1, ceiling finished with gypsum board with emulsion paint. <p>Manual roller blinds provided to kitchen windows.</p>



3. Interior fittings

Item	Description
(a) Doors	<p>Main entrance door: For residential units door in towers, solid core timber door with wood veneer finishes, decorated glass, stainless steel trim and timber door frame with wood veneer finishes; fitted with architraves, lockset and door closer.</p> <p>For houses door, glass storm door with aluminum door frame and solid core timber door with veneer finishes, plastic laminate finishes, decorated glass, stainless steel trim and timber door frame with veneer finishes; fitted with architraves, lockset and door closer.</p> <p>For the following house door, glass storm door with aluminum door frame and solid core timber door with wood veneer finishes and timber door frame with wood veneer finishes; fitted with architraves, lockset and door closer: House Premier 15 and House Sommet 1</p> <p>Carport entrance of houses: Fire resistance solid core timber door with plastic laminate finishes, aluminum trim, stainless steel trim and decorative mirror finish; fitted with architraves, lockset and door closer.</p> <p>For the following house door, fire resistance solid core timber door with wood veneer finishes, aluminum, stainless steel trim and decorative mirror finish; fitted with architraves, lockset and door closer: House Sommet 1</p> <p>Bedroom: For the following units, solid core timber door with wood veneer finishes, decorated glass and stainless steel trim and timber door frame with wood veneer finishes; fitted with architraves and lockset. Bedroom 4 at 1/F of House Premier 6 - House Premier 9. Ensuite 4 at 1/F of House Sommet 2 - House Sommet 3 and House Sommet 5 - House Sommet 7.</p> <p>For the following unit, solid core timber door with wood veneer finishes and timber door frame with wood veneer finishes; fitted with architraves, lockset and door closer: Junior master bedroom and bedroom 3 of House Premier 15</p> <p>For the following unit, solid core timber sliding door and timber door frame with wood veneer finishes; fitted with lockset: Master bedroom and bedroom 4 of House Premier 15</p> <p>For the following unit, solid core timber door with wood veneer finishes, metal and timber door frame with wood veneer finishes; fitted with architraves, lockset and door closer: Junior master bedroom and Ensuite bedroom 4 of House Sommet 1</p> <p>For the following unit, solid core timber sliding door with wood veneer finishes: Master bedroom and Ensuite bedroom 3 of House Sommet 1</p> <p>For the following units, solid core timber door with wood veneer finishes, stainless steel trim and timber door frame with veneer finishes; fitted with architraves, timber louver and lockset. Ensuite room 2 of Unit A at 5/F & 6/F of Apex 1; Ensuite room 2 of Unit A at 5/F & 6/F of Apex 2; Ensuite room 2 of Unit A at 5/F & 6/F of Apex 3;</p> <p>For others units, solid core timber door with wood veneer finishes and stainless steel trim, timber door frame with wood veneer finishes; fitted with architraves and lockset.</p> <p>Utility: For the following units, solid core timber door with wood veneer finishes, timber door frame with wood veneer finishes; fitted with architraves, lockset and door closer: Unit A & D at 2/F & 3/F of Apex 1 Unit A at 5/F & 6/F of Apex 1 Unit A & D at 2/F & 3/F of Apex 2 Unit A at 5/F & 6/F of Apex 2 Unit A & D at 2/F & 3/F of Apex 3 Unit A at 5/F & 6/F of Apex 3 House Premier 1 - House Premier 3 and House Premier 5 - House Premier 12. House Sommet 2 - House Sommet 3, House Sommet 5 - House Sommet 12 and House Sommet 15</p> <p>For the following units, solid core timber door with wood veneer finishes and timber door frame with wood veneer finishes; fitted with architraves, lockset and door closer: House Premier 15 and House Sommet 1</p>

Item	Description
(a) Doors	<p>For the following units, solid core timber sliding door with wood veneer finishes, stainless steel trim and timber door frame with wood veneer finishes; fitted with architraves, timber louver and lockset: Unit B at 2/F & 3/F of Apex 1 (Duplex) Unit B at 5/F & 6/F of Apex 1 (Duplex)</p> <p>For the following units, glass door with aluminum frame; fitted with lockset: Unit B at 2/F, 3/F, 5/F & 6/F of Apex 2 Unit B at 2/F, 3/F, 5/F & 6/F of Apex 3</p> <p>For other units, solid core timber door with wood veneer finishes, stainless steel trim and timber door frame with wood veneer finishes; fitted with architraves, timber louver and lockset.</p> <p>Kitchen: Except for the following units, solid core fire rated timber door with wood veneer finishes, fire rated glass, stainless steel trim and timber door frame with wood veneer finishes; fitted with architraves, handle and door closer.</p> <p>For the following unit, solid core fire rated timber door with wood veneer finishes, fire rated glass and timber door frame with wood veneer finishes; fitted with architraves, lockset and door closer: House Premier 15</p> <p>For the following unit, solid core fire rated timber door with wood veneer finishes, fire rated glass and timber door frame with wood veneer finishes; fitted with architraves and door closer: House Sommet 1</p> <p>Master bath: For the following units, solid core timber sliding door with veneer finishes, stainless steel trim, decorated glass and timber door frame with wood veneer finishes; fitted with architraves, timber louver and lockset: House Premier 6 - House Premier 9, House Sommet 2 - House Sommet 3 and House Sommet 5 - House Sommet 7.</p> <p>For the following unit, solid core timber sliding door and timber door frame with wood veneer finishes; fitted with timber louver and lockset: House Premier 15</p> <p>For the following unit, glass sliding door with stainless steel frame; fitted with stainless steel louver: House Sommet 1</p> <p>For the following units, solid core timber sliding door with wood veneer finishes, stainless steel trim and timber door frame with wood veneer finishes; fitted with architraves, timber louver and lockset: Unit C at G/F & 1/F of Apex 1 (Duplex); Unit C at 2/F & 3/F of Apex 1 (Duplex); Unit C at 5/F & 6/F of Apex 1 (Duplex); Unit A at 5/F & 6/F of Apex 1; Units B & C at G/F & 1/F of Apex 2 (Duplex); Unit B at 2/F & 3/F of Apex 2; Units A & B at 5/F & 6/F of Apex 2; Units B & C at G/F & 1/F of Apex 3 (Duplex); Unit B at 2/F & 3/F of Apex 3; Units A & B at 5/F & 6/F of Apex 3;</p> <p>For the following units, solid core timber sliding door with wood veneer finishes, stainless steel trim and timber door frame with wood veneer finishes; fitted with architraves, timber louver and lockset: House Sommet 9</p> <p>For the following units, solid core timber door with wood veneer finishes, stainless steel trim and timber door frame with wood veneer finishes; fitted with architraves and lockset: House Premier 1- House Premier 3, House Premier 5 and House Premier 10 - House Premier 12, House Sommet 8, House Sommet 10- House Sommet 12 and House Sommet 15.</p> <p>For the following units, solid core timber door with wood veneer finishes, stainless steel trim and timber door frame with wood veneer finishes; fitted with architraves, timber louver and lockset: Unit A & D at 2/F & 3/F of Apex 1; Unit B at 2/F & 3/F of Apex 1 (Duplex); Unit B at 5/F & 6/F of Apex 1 (Duplex); Unit A & D at 2/F & 3/F of Apex 2; Unit A & D at 2/F & 3/F of Apex 3;</p>



3. Interior fittings

Item	Description
(a) Doors	<p>Ensuite room bath & Bath: For the following units, solid core timber sliding door with wood veneer finishes, stainless steel trim and timber door frame with wood veneer finishes; fitted with architraves, timber louver and lockset: Unit C at G/F & 1/F of Apex 1 (Duplex); Unit C at 2/F & 3/F of Apex 1 (Duplex); Unit C at 5/F & 6/F of Apex 1 (Duplex); Unit B & C at G/F & 1/F of Apex 2 (Duplex); Unit B & C at G/F & 1/F of Apex 3 (Duplex); Bedroom 4 bath at 1/F of House Premier 1 - House Premier 3, House Premier 5 - House Premier 12, House Sommet 8, House Sommet 11, House Sommet 12 and House Sommet 15. Ensuite room bath 4 at 1/F of House Sommet 2 and Sommet 10</p> <p>For other units, solid core timber sliding door with veneer finishes, stainless steel trim and timber door frame with wood veneer finishes; fitted with architraves and lockset.</p> <p>For the following units, solid core timber door with wood veneer finishes, stainless steel trim and timber door frame with wood veneer finishes; fitted with architraves and lockset: Ensuite room bath 2 of Unit B at 2/F, 3/F, 5/F & 6/F of Apex 2; Ensuite room bath 2 of Unit B at 2/F, 3/F, 5/F & 6/F of Apex 3; Bedroom 4 bath at 1/F of House Premier 1 - House Premier 3, House Premier 5 - House Premier 12; Bedroom 4 bath at 1/F of House Sommet 8, House Sommet 11, House Sommet 12 and House Sommet 15 Ensuite room bath 4 at 1/F of House Sommet 2. Bath at 1/F of House Sommet 3, House Sommet 5 - House Sommet 7; Junior master bath at 1/F of House Sommet 10;</p> <p>For other units, solid core timber door with wood veneer finishes, stainless steel trim and timber door frame with wood veneer finishes; fitted with architraves, timber louver and lockset.</p> <p>For the following unit, solid core timber sliding door and timber door frame with wood veneer finishes; fitted with timber louver and lockset: Junior master bath at 1/F of House Premier 15</p> <p>For the following unit, solid core timber door and timber door frame with wood veneer finishes; fitted with architraves, timber louver, lockset and door closer: Bedroom 3 Bath at 1/F of House Premier 15 (Bedroom 3 to Bedroom 3 Bath)</p> <p>For the following unit, solid core timber door and timber door frame with wood veneer finishes; fitted with architraves, lockset and door closer: Bedroom 3 Bath at 1/F of House Premier 15 (Family Room to Bedroom 3 Bath)</p> <p>For the following unit, solid core timber door with wood veneer finishes, metal and timber door frame with wood veneer finishes; fitted with timber louver, lockset and door closer: Bath at 1/F, Ensuite room bath 4 at 1/F and Ensuite room bath 3 at 2/F of House Sommet 1</p> <p>For the following unit, stainless steel sliding door with mirror finishes; fitted with stainless steel louver and lockset: Junior master bath at 1/F of House Sommet 1</p> <p>Living/dining room to Garden: Glass sliding door with aluminum door frame and door lockset.</p> <p>Kitchen to Garden: Glass door with aluminum door frame, door lockset and door stopper.</p> <p>Powder Room: Except for the following unit, solid core timber door with wood veneer finishes, stainless steel trim and timber door frame with wood veneer finishes; fitted with architraves, timber louver and lockset.</p> <p>For the following unit, solid core timber door and timber door frame with wood veneer finishes; fitted with architraves, timber louver, lockset and door closer: House Premier 15</p> <p>Store: Solid core timber door with wood veneer finishes, stainless steel trim and timber door frame with wood veneer finishes; fitted with architraves and lockset.</p> <p>Lavatory: Aluminum folding door with aluminum door frame and door lockset.</p> <p>Balcony, flat roof, utility platform and roof: Glass door with aluminum frame; fitted with lockset.</p> <p>Plant Room Door: Solid core timber fire resisting door with timber door frame, architraves, door lockset and door closer.</p>

Item	Description
b) Bathroom	<p>For houses master bath, clear mirror with aluminum frame and decorated glass.</p> <p>For other bath, wooden mirror cabinet with decorated glass and aluminum, except for the following units:</p> <p>For the following unit, clear mirror with stainless steel frame: Master bath, Junior master bath and Ensuite room bath 4 of Sommet 1</p> <p>For the following unit, wooden mirror cabinet with wood veneer finishes and glass: Junior master bath of House Premier 15</p> <p>For the following unit, wooden mirror cabinet with wood veneer finishes, glass and stainless steel: Master bath and Bedroom 3 bath of House Premier 15</p> <p>For the following unit, stainless steel mirror cabinet: Ensuite room bath 3 of House Sommet 1</p> <p>For residential units in towers, wooden mirror cabinet with decorated glass and aluminum.</p> <p>Except for the following master bath of residential units in towers, clear mirror with aluminum frame and decorated glass. Unit C at G/F & 1/F of Apex 1(Duplex); Unit B & C at 2/F & 3/F of Apex 1(Duplex); Unit B & C at 5/F & 6/F of Apex 1(Duplex); Unit A at 5/F & 6/F of Apex 1; Units B & C at G/F & 1/F of Apex 2 (Duplex); Unit B at 2/F & 3/F of Apex 2; Units A & B at 5/F & 6/F of Apex 2; Units B & C at G/F & 1/F of Apex 3 (Duplex); Unit B at 2/F & 3/F of Apex 3; Units A & B at 5/F & 6/F of Apex 3;</p> <p>For houses & towers master bath, wooden vanity counter with decorated glass, aluminum and natural stone countertop.</p> <p>For other bath, wooden vanity counter with decorated mirror, aluminum, and natural stone countertop, except for the following units:</p> <p>For the following unit, wooden vanity counter with wood veneer finishes and natural stone countertop: All baths of House Premier 15</p> <p>For the following unit, natural stone finished vanity counter with stainless steel and natural stone countertop: All baths of House Sommet 1</p> <p>Vitreous china water closet.</p> <p>Vitreous china wash basin with chrome plated basin mixer provided.</p> <p>Shower compartment inside master bath: Shower compartment inside master bath equipped with chrome plated shower set and wall mounted shower head:</p> <p>Shower compartment inside bath: Shower compartment inside bath equipped with chrome plated shower set and wall mounted shower head:</p> <p>Bathtub inside master bath: For the following units, enameled cast-iron bathtub in size of 1829mm(L) x 914mm(W) x 530mm(H), chrome plated mixer and shower set provided inside master bath: House Premier 1 - House Premier 3; House Premier 5; House Premier 10 - House Premier 12; House Sommet 8 - House Sommet 12; House Sommet 15;</p> <p>For the following units, quarry free-standing bathtub in size of 1900mm(L) x 950mm(W) x 830mm(H), chrome plated mixer and shower set provided inside master bath: House Premier 6 - House Premier 9; House Sommet 2 - House Sommet 3; House Sommet 5 - House Sommet 7;</p>



3. Interior fittings

Item	Description
b) Bathroom	<p>For the following unit, reconstituted stone free-standing bathtub in size of 1910mm(L) x 855mm(W) x 495mm(H), chrome plated mixer and shower set provided inside master bath: House Premier 15</p> <p>For the following unit, reconstituted stone free-standing bathtub in size of 1800mm(L) x 985mm(W) x 550mm(H), chrome plated mixer provided inside master bath: House Sommet 1</p> <p>For the following units, enameled cast-iron bathtub in size of 1700mm(L) x 800mm(W) x 460mm(H), chrome plated mixer and shower set provided inside master bath: Unit C at G/F & 1/F of Apex 1 (Duplex); Unit B & C at 2/F & 3/F of Apex 1 (Duplex); Unit B & C at 5/F & 6/F of Apex 1 (Duplex); Unit A at 5/F & 6/F of Apex 1; Units B & C at G/F & 1/F of Apex 2 (Duplex); Unit B at 2/F & 3/F of Apex 2; Units A & B at 5/F & 6/F of Apex 2; Units B & C at G/F & 1/F of Apex 3 (Duplex); Unit B at 2/F & 3/F of Apex 3; Units A & B at 5/F & 6/F of Apex 3;</p> <p>For the following units, enameled cast-iron bathtub in size of 1500mm(L) x 750mm(W) x 460mm(H), chrome plated mixer and shower set provided inside master bath: Unit A & D at 2/F & 3/F of Apex 1; Unit A & D at 2/F & 3/F of Apex 2; Unit A & D at 2/F & 3/F of Apex 3;</p> <p>Bathtub inside bath: For the following units, enameled cast-iron bathtub in size of 1700mm(L) x 800mm(W) x 460mm(H), chrome plated mixer and shower set provided inside bath: Junior master bath at 1/F of House Premier 6 - House Premier 9 & House Premier 15; Junior master bath at 1/F of House Sommet 1 - House Sommet 3; Junior master bath at 1/F of House Sommet 5 - House Sommet 7;</p> <p>For other bath, enameled cast-iron bathtub in size of 1500mm(L) x 750mm(W) x 460mm(H), chrome plated mixer and shower set provided inside bath.</p> <p>Other fittings inside master bath & bath: All units equipped with chrome plated toilet paper holder, except for the following baths: All baths of House Premier 15 and House Sommet 1</p> <p>All units equipped with chrome plated towel bar except for the following bath: All baths of House Sommet 1 (equipped with stainless steel towel bar); Junior master bath at 1/F of House Sommet 9; Ensuite room bath 4 at 1/F and junior master bath at 1/F of House Sommet 10; Ensuite room bath 2 and bath of unit C at G/F & 1/F of Apex 1 (Duplex); Ensuite room bath 2 and bath of unit C at 2/F & 3/F of Apex 1 (Duplex); Ensuite room bath 2 and bath of unit C at 5/F & 6/F of Apex 1 (Duplex); Ensuite room bath 2 and bath of units B & C at G/F & 1/F of Apex 2 (Duplex); Ensuite room bath 2 and bath of units B & C at G/F & 1/F of Apex 3 (Duplex); Bath of units B at 2/F, 3/F, 5/F & 6/F of Apex 2; Bath of units B at 2/F, 3/F, 5/F & 6/F of Apex 3</p> <p>For house, chrome plated illuminated mirror is provided inside master bath, except for the following house: House Premier 15</p> <p>For house, all master baths are provided with manual faux leather blinds, except for the following houses: House Premier 15 and House Sommet 1</p> <p>For the following master baths, motorized roller blind is provided to skylight. House Premier 6- House Premier 9, House Sommet 1 - House Sommet 3, and House Sommet 5- House Sommet 7.</p> <p>For the following junior master bath, manual faux leather blinds is provided to windows. House Sommet 9 to House Sommet 11</p> <p>For the following baths, manual roller blind is provided to windows. Bedroom 4 bath and Ensuite room bath 3 at 1/F & 2/F of House Premier 1; Bedroom 4 bath and Ensuite room bath 3 at 1/F & 2/F of House Sommet 15.</p>

Item	Description
b) Bathroom	<p>For the following Ensuite room bath 2, manual roller blind is provided to windows: Units B at 2/F, 3/F, 5/F & 6/F of Apex 2; Units B at 2/F, 3/F, 5/F & 6/F of Apex 3</p> <p>Curtain rod is provided to all baths with bathtub, except for the following: House Premier 15 and House Sommet 1.</p> <p>All units equipped with hooks except for the following bath: Master bath, Ensuite room bath 2 and bath of unit C at G/F & 1/F of Apex 1 (Duplex); Master bath, Ensuite room bath 2 and bath of unit C at 2/F & 3/F of Apex 1 (Duplex); Master bath, Ensuite room bath 2 and bath of unit C at 5/F & 6/F of Apex 1 (Duplex); Master bath of unit A at 5/F & 6/F of Apex 1; Master bath, Ensuite room bath 2 and bath of unit B & C at G/F & 1/F of Apex 2 (Duplex); Master bath of unit B at 2/F & 3/F of Apex 2; Master bath of unit A & B at 5/F & 6/F of Apex 2; Master bath, Ensuite room bath 2 and bath of unit B & C at G/F & 1/F of Apex 3 (Duplex); Master bath of unit B at 2/F & 3/F of Apex 3; Master bath of unit A & B at 5/F & 6/F of Apex 3;</p> <p>Ensuite room bath 4 at 1/F of House Sommet 10; Master bath at 2/F of House Premier 6 to House Premier 9 Master bath at 2/F of House Sommet 2 to House Sommet 3 Master bath at 2/F of House Sommet 5 to House Sommet 7 All baths of House Premier 15 and House Sommet 1</p> <p>Indirect feed water supply system; copper pipes with thermal insulation for both hot and cold water supply.</p>
(c) Kitchen	<p>Stainless steel sink and chrome plated sink mixer. For houses, wooden cabinet fitted with aluminum and lacquer door panel, except for the following units: For the following unit, wooden cabinet fitted with aluminum, lacquer door panel and glass finished door panel: House Premier 15</p> <p>For the following unit, wooden cabinet fitted with plastic laminate finishes door panel. House Sommet 1</p> <p>For residential units in towers, wooden cabinet fitted with wooden pattern melamine and lacquer door panel. Copper pipes with thermal insulation for both hot and cold water supply.</p>
(d) Bedroom	<p>Built-in wood veneer finished wooden wardrobes are installed in Junior master bedroom and Bedroom 3 of House Premier 15. Built-in wood veneer, metal and mirror finished wardrobe is installed in Bedroom 4 of House Premier 15. Built-in wood veneer, metal and fabric finished wardrobe is installed in Ensuite room 4 of House Sommet 1. Built-in wood veneer finished wooden wardrobe with metal framed glass door panel is installed in Junior master bedroom of House Sommet 1.</p>
(e) Telephone	<p>Telephone point installed in all living/dining rooms, bedrooms, kitchens and utilities, except utility of House Sommet 1.</p> <p>For the location and number of connection points, please refer to the "Schedule of Mechanical & Electrical Provisions".</p>
(f) Aerials	<p>TV/FM points installed in all living / dining rooms, bedrooms and utilities for receiving local TV and radio programs. TV/FM points installed in kitchen of house for receiving local TV and radio programs.</p> <p>For the location and number of TV / FM points, please refer to the "Schedule of Mechanical and Electrical Provisions".</p>
(g) Electrical installations	<p>Three phase electricity supply with miniature circuit breakers and distribution board provided. Conduit wiring enclosed in plasters, false ceilings, bulkheads and cabinets for lighting, power points and A/C points.</p> <p>For the location and number of power points and A/C points, please refer to the "Schedule of Mechanical and Electrical Provisions".</p>
(h) Gas supply	<p>Town gas supply pipes installed at kitchen and connected to gas hob.</p> <p>For the location and number of connection points, please refer to the "Schedule of Mechanical and Electrical Provisions".</p>
(i) Washing machine connection point	<p>Drain point and water point provided for washing machine. (Drain pipe connection for washing machine is 40mm in diameter and water supply pipe connection is 15mm in diameter.)</p> <p>For the location and number of connection points, please refer to the 'Schedule of Mechanical & Electrical Provisions'.</p>
(j) Water supply	<p>Exposed copper pipes enclosed in plasters, false ceilings, bulkheads and cabinets for hot and cold water supplies.</p> <p>Hot water supply is available for kitchen, bath, powder room and lavatory.</p>



4. Miscellaneous

Item	Description
(a) Lifts	(i) "Kone" lifts (model no. MonoSpace MX Series – MX10). (ii) 2 nos. of lifts to serve Apex 1 at B/F, G/F, 2/F-3/F, 5/F-6/F & R/F (Lift L1 & L2). 1 no. of lift to serve Apex 2 at B/F, G/F, 2/F-3/F, 5/F-6/F (Lift L3). 1 no. of lift to serve Apex 2 at B/F, G/F, 2/F-3/F, 5/F-6/F & R/F (Lift L4). 1 no. of lift to serve Apex 3 at B/F, G/F, 2/F-3/F, 5/F-6/F (Lift L5). 1 no. of lift to serve Apex 3 at B/F, G/F, 2/F-3/F, 5/F-6/F & R/F (Lift L6). 1 no. of lift to serve clubhouse at B/F & G/F (Lift L7). 1 no. of lift to serve B/F, G/F, 1/F & 2/F of House Premier 6- House Premier 9, House Sommet 1- House Sommet 3 and House Sommet 5- House Sommet 7 (Lift H6 – H9 & Lift H16 – H21).
(b) Letter box	Metal letter box.
(c) Refuse collection	Refuse Storage and Material Recovery Room are provided in the common area of residential floor of towers. Refuse will be collected by cleaner and handled at Refuse Storage and Material Recovery Chamber at B/F for removal by refuse vehicle.
(d) Water meter, electricity meter and gas meter	Tower: Separate water meter for each residential flat is provided at the common Water Meter Room on 1/F of the respective tower. Separate electricity meter for each residential unit is provided at the common Electricity Meter Room or Electricity Meter Cabinet on the respective residential floor. Separate gas meter for each tower flat is provided at kitchen (except unit B at 2/F & 3/F of Apex 1 (Duplex) and unit B at 5/F & 6/F of Apex 1 (Duplex)). Separate gas meter for unit B at 2/F & 3/F of Apex 1 (Duplex) and unit B at 5/F & 6/F of Apex 1 (Duplex) is provided at A/C Plant Room. House: Separate water meter for each house is provided at the Water Meter Room at B/F. Separate electricity meter for each house is provided at the Electrical Meter Room at B/F. Separate gas meter for each house is provided at the Gas Meter Cabinet at B/F.

5. Security facilities

Item	Description
Security system and equipment	CCTV cameras are provided along boundary fence wall, inside G/F entrance lobby of each tower, inside B/F lobby, inside resident's recreational facilities, all lift car cages, carpark entrance and carpark area, and connect to the Office for Accommodation for Watchman and Caretakers. Video door phone is provided at each residential unit. Intercom system is provided at the G/F Office for Accommodation for Watchman and Caretakers. Smart card access control system is provided.

6. Appliances

Item	Description
Appliances	Brand name and model number, please refer to the "Appliances Schedule".

The Vendor undertakes that if lifts or appliances of the specified brand name or model number are not installed in the Development, lifts or appliances of comparable quality will be installed.

1. 外部裝修物料

1.1 街道RUE DU PREMIER的Premier 1 洋房至Premier 3 洋房、Premier 5 洋房至Premier 12 洋房及Premier 15 洋房
街道RUE DU SOMMET的Sommet 1 洋房至Sommet 3 洋房、Sommet 5 洋房至Sommet 12 洋房及Sommet 15 洋房

細項	描述
(a) 外牆	洋房外牆鋪砌瓷磚、鋁覆蓋板、鋁格柵、玻璃蓋板及天然石材蓋板。
(b) 窗	採用氟碳噴塗鋁質窗框。 客/飯廳、家庭廳及睡房的窗採用透明中空玻璃連低反射鍍膜。 浴室及客廳洗手間的窗(如有)採用透明中空玻璃連低反射鍍膜或砂面單片強化玻璃。 廚房及工作間的窗(如有)採用透明中空玻璃或彩釉中空玻璃連低反射鍍膜。
(c) 窗台	不提供。
(d) 花槽	不提供。
(e) 陽台或露台	露台配設玻璃圍欄並裝設鋁質扶手。 地台鋪砌天然石材。 露台設有鋁質假天花。 露台設有蓋。 沒有陽台。
(f) 乾衣設施	不提供。

1.2 Apex 1 座至Apex 3 座

細項	描述
(a) 外牆	住宅大樓外牆鋪砌瓷磚、鋁覆蓋板、鋁格柵、玻璃蓋板及天然石材蓋板。
(b) 窗	採用氟碳噴塗鋁質窗框。 客/飯廳及睡房的窗採用透明中空玻璃連低反射鍍膜。 浴室的窗(如有)採用透明中空玻璃連低反射鍍膜或砂面單片強化玻璃。 廚房的窗(如有)採用透明單片強化玻璃。 工作間、洗手間及士多房的窗(如有)採用藥水砂單片強化玻璃。
(c) 窗台	不提供。
(d) 花槽	不提供。
(e) 陽台或露台	露台配設玻璃圍欄並裝設鋁質扶手。 地台鋪砌天然石材。 露台設有鋁質假天花。 露台設有蓋。 沒有陽台。
(f) 乾衣設施	不提供。

賣方承諾如發展項目中沒有安裝指明的品牌名稱或產品型號的升降機或設備，便會安裝品質相若的升降機或設備。



2. 室內裝修物料

細項	描述
(a) 大堂	<p>住宅大樓入口大堂： 地台外露位置鋪砌天然石材。 牆身外露位置鋪砌天然石材、人造皮革、不銹鋼、裝飾鏡、鋁材腳線、裝飾玻璃及牆紙。 天花鋪設石膏板、鋁材、不銹鋼及牆紙。</p> <p>住宅層升降機大堂： 地台外露位置鋪砌天然石材。 牆身外露位置鋪砌天然石材、不銹鋼、鋁材腳線、裝飾鏡、裝飾玻璃及人造皮革。 天花鋪設石膏板、不銹鋼及鋁材。</p> <p>住宅地庫層升降機大堂： 住宅地台外露位置鋪砌天然石材。 牆身外露位置鋪砌天然石材、人造皮革、不銹鋼、鋁材腳線、裝飾鏡及裝飾玻璃。 天花鋪設石膏板、不銹鋼、牆紙及鋁材。</p> <p>洋房車庫入口位置： 地台外露位置髹上油漆。 牆身外露位置鋪砌天然石材、不銹鋼、鋁材裝飾、裝飾鏡及瓷磚。 天花鋪設鋁材假天花。</p>
(b) 內牆及天花板	<p>客/飯廳及睡房： 牆身及天花批盪後髹上乳膠漆。石膏板假天花髹乳膠漆，除了以下單位： 1. Premier 15 洋房之客/飯廳牆身鋪砌木皮飾面、牆紙、鏡及玻璃。外露位置鋪砌石膏板假天花髹乳膠漆、鏡及木皮飾面； 2. Premier 15 洋房之主人房及睡房4牆身鋪砌牆紙。外露位置鋪砌石膏板假天花髹乳膠漆； 3. Premier 15 洋房之少主房牆身鋪砌牆紙及金屬框連玻璃。外露位置鋪砌石膏板假天花髹乳膠漆； 4. Premier 15 洋房之睡房3牆身鋪砌木皮飾面及牆紙。外露位置鋪砌石膏板假天花髹乳膠漆； 5. Sommet 1 洋房之客/飯廳牆身鋪砌天然石材、木皮飾面、牆紙、金屬、鏡、布飾面、金屬裝飾及漆面板。外露位置鋪砌石膏板假天花髹乳膠漆及鏡； 6. Sommet 1 洋房之主人房牆身鋪砌天然石材、木皮飾面、鏡及布飾面。外露位置鋪砌石膏板假天花髹乳膠漆及鏡； 7. Sommet 1 洋房之少主房牆身鋪砌木皮飾面、鏡、布飾面、牆紙及金屬。外露位置鋪砌石膏板假天花髹乳膠漆及鏡； 8. Sommet 1 洋房之套房3牆身鋪砌木皮飾面及牆紙。外露位置鋪砌石膏板假天花髹乳膠漆及鏡； 9. Sommet 1 洋房之套房4牆身鋪砌木皮飾面及布飾面。外露位置鋪砌石膏板假天花髹乳膠漆及鏡。</p>
(c) 內部地板	<p>客/飯廳： 以下單位地板及牆腳線均為天然石材： Apex 1 座地面層及1樓所有單位(複式)； Apex 2 座地面層及1樓所有單位(複式)； Apex 3 座地面層及1樓所有單位(複式)； Premier 1 洋房至Premier 3 洋房、Premier 5 洋房至Premier 12 洋房 Sommet 2 洋房至Sommet 3 洋房、Sommet 5 洋房至Sommet 12 洋房及Sommet 15 洋房； 以下單位地板為天然石材及木材牆腳線： Premier 15 洋房； 以下單位地板為天然石材： Sommet 1 洋房 其他單位為複合木地板及牆腳線。露台、落地玻璃、工作平台及平台沿玻璃門之地台圍邊部分鋪砌天然石材。</p> <p>睡房： 複合木地板及牆腳線。露台、工作平台及平台沿玻璃門之地台圍邊部分鋪砌天然石材，除了以下單位： 1. Premier 15 洋房之所有睡房之地板為複合木地板及木材牆腳線； 2. Sommet 1 洋房之主人房、少主房及套房4之地板為複合木地板及木材牆腳線。露台及平台沿玻璃門之地台圍邊部分鋪砌天然石材； 3. Sommet 1 洋房之套房3之地板為天然石材及木材牆腳線。</p>

細項	描述
(d) 浴室	<p>地台外露位置鋪砌天然石材。</p> <p>除了以下單位，浴室假天花以下牆身外露位置鋪砌天然石材、鋁材及裝飾玻璃。</p> <ol style="list-style-type: none"> 1. Premier 15 洋房之主浴室假天花以下牆身外露位置鋪砌天然石材及裝飾玻璃； 2. Premier 15 洋房之少主浴室及睡房3浴室假天花以下牆身外露位置鋪砌天然石材； 3. Sommet 1 洋房之主浴室假天花以下牆身外露位置鋪砌天然石材、金屬框及玻璃； 4. Sommet 1 洋房之少主浴室及浴室假天花以下牆身外露位置鋪砌天然石材、金屬及鏡； 5. Sommet 1 洋房之套房3浴室假天花以下牆身外露位置鋪砌天然石材； 6. Sommet 1 洋房之套房4浴室假天花以下牆身外露位置鋪砌天然石材及鏡。 <p>以下單位之浴室假天花以下牆身外露位置鋪砌天然石材、鋁材、裝飾玻璃及裝飾鏡。 Premier 6 洋房至Premier 9 洋房、Sommet 2 洋房至Sommet 3 洋房及Sommet 5 洋房至Sommet 7 洋房之少主浴室。 洗手盆櫃背部份牆身鋪砌瓷磚。</p> <p>洋房主浴室天花鋪設石膏板髹乳膠漆及鋁材，除了以下單位：</p> <ol style="list-style-type: none"> 1. Premier 15 洋房之主浴室假天花鋪設石膏板髹乳膠漆、天然石材及裝飾玻璃。 <p>其他浴室天花鋪設石膏板髹乳膠漆及鋁材，除了以下單位：</p> <ol style="list-style-type: none"> 1. Premier 15 洋房之少主浴室及睡房3浴室假天花鋪設石膏板髹乳膠漆； 2. Sommet 1 洋房之所有浴室假天花鋪設石膏板髹乳膠漆。
(e) 廚房	<p>地台外露位置鋪砌天然石材。</p> <p>洋房廚房假天花以下牆身外露位置鋪砌天然石材及不銹鋼，除了以下單位：</p> <ol style="list-style-type: none"> 1. Premier 15 洋房之假天花以下牆身外露位置鋪砌天然石材； 2. Sommet 1 洋房之假天花以下牆身外露位置鋪砌天然石材、不銹鋼及木皮飾面。 <p>除了以下單位，住宅大樓單位廚房假天花以下牆身外露位置鋪砌天然石材、不銹鋼、裝飾玻璃。</p> <p>以下單位之廚房假天花以下牆身外露位置鋪砌天然石材、不銹鋼、鋁材、裝飾玻璃及裝飾鏡。 Apex 2 座2樓、3樓、5樓及6樓之B單位； Apex 3 座2樓、3樓、5樓及6樓之B單位；</p> <p>廚櫃背之牆身鋪砌瓷磚。</p> <p>洋房廚房灶台鋪砌人造石，除了以下單位：</p> <ol style="list-style-type: none"> 1. Sommet 1 洋房之灶台鋪砌天然石材。 <p>住宅大樓內之單位廚房灶台鋪砌實心面。</p> <p>天花鋪設石膏板髹乳膠漆及鋁材，除了以下單位：</p> <ol style="list-style-type: none"> 1. Premier 15 洋房及Sommet 1 洋房之天花鋪設石膏板髹乳膠漆。 <p>廚房窗戶設有手動捲簾。</p>



3. 室內裝置

細項	描述
(a) 門	<p>入口大門： 大樓住宅單位大門位為實心木門配以木皮飾面、裝飾玻璃、不銹鋼條及木門框配以木皮飾面，裝設封口線、防盜眼、門鎖及氣鼓。</p> <p>洋房入口大門為玻璃防風門連鋁門框及實心木門配以木皮飾面、膠板飾面、裝飾玻璃、不銹鋼條及木門框配以木皮飾面，裝設封口線、門鎖及氣鼓</p> <p>以下洋房為玻璃防風門連鋁門框及實心木門配以木皮飾面及木門框配以木皮飾面，裝設封口線、門鎖及氣鼓： Premier 15 洋房及Sommet 1 洋房</p> <p>洋房車庫入口： 防火門為實心木門配以膠板飾面、鋁飾鋼條、不銹鋼條及裝飾鏡、裝設封口線、門鎖及氣鼓。</p> <p>以下洋房為防火實心木門配以木皮飾面、鋁飾面、不銹鋼條及裝飾鏡，裝設封口線、門鎖及氣鼓： Sommet 1 洋房</p> <p>睡房： 以下單位為實心木門配以木皮飾面、裝飾玻璃、不銹鋼條及木門框配以木皮飾面，裝設封口線及門鎖。 Premier 6 洋房至Premier 9 洋房1樓睡房4。 Sommet 2 洋房至Sommet 3 洋房及Sommet 5 洋房至Sommet 7 洋房1樓套房4。</p> <p>以下單位為實心木門配以木皮飾面及木門框配以木皮飾面，裝設封口線、門鎖及氣鼓： Premier 15 洋房之少主房及睡房3</p> <p>以下單位為實心木趟門及木門框配以木皮飾面，裝設門鎖： Premier 15 洋房之主人房及睡房4</p> <p>以下單位為實心木門配以木皮飾面、金屬及木門框配以木皮飾面，裝設封口線、門鎖及氣鼓： Sommet 1 洋房之少主房及套房4</p> <p>以下單位為實心木趟門配以木皮飾面： Sommet 1 洋房之主人房及套房3</p> <p>以下單位為實心木門配以木皮飾面、不銹鋼條、木門框配以木皮飾面，裝設封口線、木百葉及門鎖。 Apex 1 座5樓及6樓之A單位之套房2； Apex 2 座5樓及6樓之A單位之套房2； Apex 3 座5樓及6樓之A單位之套房2；</p> <p>其他單位為實心木門配以木皮飾面、不銹鋼條及木門框配以木皮飾面，裝設封口線及門鎖。</p> <p>工作間： 以下單位為實心木門配以木皮飾面及木門框配以木皮飾面，並裝設封口線、門鎖及氣鼓： Apex 1 座2樓及3樓之A及D單位； Apex 1 座5樓及6樓之A單位； Apex 2 座2樓及3樓之A及D單位； Apex 2 座5樓及6樓之A單位； Apex 3 座2樓及3樓之A及D單位； Apex 3 座5樓及6樓之A單位； Premier 1 洋房至Premier 3 洋房、Premier 5 洋房至Premier 12 洋房 Sommet 2 洋房、Sommet 3洋房、Sommet 5 洋房至Sommet 12 洋房及Sommet 15 洋房</p> <p>以下單位為實心木門配以木皮飾面及木門框配以木皮飾面，裝設封口線、門鎖及氣鼓： Premier 15 洋房及Sommet 1 洋房</p> <p>以下單位為實心木趟門配以木皮飾面、不銹鋼條，木門框配以木皮飾面，並裝設封口線、木百葉及門鎖： Apex 1 座2樓及3樓之B單位(複式)； Apex 1 座5樓及6樓之B單位(複式)；</p> <p>以下單位為鋁質玻璃門加門鎖： Apex 2 座2樓、3樓、5樓及6樓之B單位； Apex 3 座2樓、3樓、5樓及6樓之B單位；</p> <p>其他單位為實心木門配以木皮飾面、不銹鋼條、木門框配以木皮飾面，裝設封口線、木百葉及門鎖。</p> <p>廚房： 除了以下單位，實心防火木門配以木皮飾面、防火玻璃、不銹鋼條及木門框配以木皮飾面，裝設封口線、把手及氣鼓。</p> <p>以下單位為實心防火木門配以木皮飾面、防火玻璃及木門框配以木皮飾面，裝設封口線、門鎖及氣鼓： Premier 15 洋房</p> <p>以下單位為實心防火木門配以木皮飾面、防火玻璃及木門框配以木皮飾面，裝設封口線及氣鼓： Sommet 1 洋房</p>

細項	描述
(a) 門	<p>主浴室： 以下單位為實心木趟門配以木皮飾面、不銹鋼條及裝飾玻璃，木門框配以木皮飾面，並裝設封口線、木百葉及門鎖： Premier 6 洋房至Premier 9 洋房，Sommet 2 洋房至Sommet 3 洋房及Sommet 5 洋房至Sommet 7 洋房</p> <p>以下單位為實心木趟門及木門框配以木皮飾面，裝設木百葉及門鎖： Premier 15 洋房</p> <p>以下單位為玻璃趟門配以不銹鋼框，裝設不銹鋼百葉： Sommet 1 洋房</p> <p>以下單位為實心木趟門配以木皮飾面、不銹鋼條及木門框配以木皮飾面，並裝設封口線、木百葉及門鎖： Apex 1 座地面層及1樓之C單位(複式)； Apex 1 座2樓及3樓之C單位(複式)； Apex 1 座5樓及6樓之C單位(複式)； Apex 1 座5樓及6樓之A單位； Apex 2 座地面層及1樓之B及C單位(複式)； Apex 2 座2樓及3樓之B單位； Apex 2 座5樓及6樓之A及B單位； Apex 3 座地面層及1樓之B及C單位(複式)； Apex 3 座2樓及3樓之B單位； Apex 3 座5樓及6樓之A及B單位；</p> <p>以下單位為實心木趟門配以木皮飾面，不銹鋼條，木門框配以木皮飾面，並裝設封口線、木百葉及門鎖： Sommet 9 洋房</p> <p>以下單位為實心木門配以木皮飾面、不銹鋼條及木門框配以木皮飾面並裝設封口線及門鎖： Premier 1 洋房至Premier 3 洋房、Premier 5 洋房、Premier 10 洋房至Premier 12 洋房。 Sommet 8 洋房、Sommet 10 洋房至Sommet 12 洋房及Sommet 15 洋房</p> <p>以下單位為實心木門配以木皮飾面、不銹鋼條及木門框配以木皮飾面，並裝設封口線、木百葉及門鎖： Apex 1 座2樓及3樓之A及D單位； Apex 1 座2樓及3樓之B單位(複式)； Apex 1 座5樓及6樓之B單位(複式)； Apex 2 座2樓及3樓之A及D單位； Apex 3 座2樓及3樓之A及D單位；</p> <p>套房浴室及浴室： 以下單位為實心木趟門配以木皮飾面、不銹鋼條及木門框配以木皮飾面，並裝設封口線、木百葉及門鎖： Apex 1 座地面層及1樓之C單位(複式)； Apex 1 座2樓及3樓之C單位(複式)； Apex 1 座5樓及6樓之C單位(複式)； Apex 2 座地面層及1樓之B及C單位(複式)； Apex 3 座地面層及1樓之B及C單位(複式)； Premier 1 洋房至Premier 3 洋房、Premier 5 洋房至Premier 12 洋房、Sommet 8 洋房、Sommet 11 洋房、Sommet 12 洋房及Sommet 15 洋房1樓之睡房4浴室。 Sommet 2 洋房及Sommet 10 洋房1樓之套房4浴室。</p> <p>其他單位為實心木趟門配以木皮飾面、不銹鋼條及木門框配以木皮飾面，並裝設封口線及門鎖。</p> <p>以下單位為實心木門配以木皮飾面、不銹鋼條及木門框配以木皮飾面，並裝設封口線及門鎖： Apex 2 座2樓，3樓，5樓及6樓之B單位(套房2浴室)； Apex 3 座2樓，3樓，5樓及6樓之B單位(套房2浴室)； Premier 1 洋房至Premier 3 洋房，Premier 5 洋房至Premier 12 洋房1樓之睡房4浴室； Sommet 8 洋房、Sommet 11 洋房、Sommet 12 洋房及Sommet 15 洋房1樓之睡房4浴室； Sommet 2 洋房1樓之套房4浴室； Sommet 3 洋房、Sommet 5 洋房至Sommet 7 洋房1樓之浴室； Sommet 10 洋房1樓之少主浴室；</p> <p>其他單位為實心木門配以木皮飾面、不銹鋼條及木門框配以木皮飾面，並裝設封口線、木百葉及門鎖。</p> <p>以下單位為實心木趟門及木門框配以木皮飾面，裝設木百葉及門鎖： Premier 15 洋房1樓之少主浴室</p> <p>以下單位為實心木門及木門框配以木皮飾面，裝設封口線、木百葉、門鎖及氣鼓： Premier 15 洋房1樓之睡房3浴室(睡房3進出睡房3浴室)</p> <p>以下單位為實心木門及木門框配以木皮飾面，裝設封口線、門鎖及氣鼓： Premier 15 洋房1樓之睡房3浴室(家庭廳進出睡房3浴室)</p> <p>以下單位為實心木門配以木皮飾面、金屬及木門框配以木皮飾面，裝設木百葉、門鎖及氣鼓： Sommet 1 洋房之1樓浴室、1樓套房浴室4及2樓套房浴室3</p> <p>以下單位為不銹鋼趟門配以鏡飾面，裝設不銹鋼百葉及門鎖： Sommet 1 洋房之1樓少主浴室</p>



3. 室內裝置

細項	描述
(a) 門	<p>客/飯廳進出花園： 玻璃趟門配以鋁門框及門鎖。</p> <p>廚房進出花園： 玻璃門配以鋁門框、門鎖及門頂。</p> <p>客廳洗手間： 除了以下單位，實心木門配以木皮飾面、不銹鋼條及木門框配以木皮飾面，並裝設封口線、木百葉及門鎖。</p> <p>以下單位為實心木門及木門框配以木皮飾面，裝設封口線、木百葉、門鎖及氣鼓： Premier 15 洋房。</p> <p>儲物間： 實心木門配以木皮飾面、不銹鋼條及木門框配以木皮飾面並裝設封口線及門鎖。</p> <p>洗手間： 鋁摺門配以鋁門框及門鎖。</p> <p>露台、平台、工作平台及天台： 鋁框玻璃門配以門鎖。</p> <p>機電房門： 防火實心木門配以木門框、封口線、門鎖及氣鼓。</p>
(b) 浴室	<p>洋房之主浴室為清鏡連鋁材框並有裝飾玻璃。</p> <p>其他洋房之浴室為木製鏡櫃並有裝飾玻璃及鋁材，除了以下單位：</p> <p>以下單位為清鏡連不銹鋼框： Sommet 1洋房之主浴室、少主浴室及套房浴室4</p> <p>以下單位為木製鏡櫃並有木皮飾面及玻璃： Premier 15 洋房之少主浴室</p> <p>以下單位為木製鏡櫃並有木皮飾面、玻璃及不銹鋼： Premier 15 洋房之主浴室及睡房3浴室</p> <p>以下單位為不銹鋼製鏡櫃： Sommet 1 洋房之套房浴室3</p> <p>住宅大樓內之單位浴室為木製鏡櫃並有裝飾玻璃及鋁材。</p> <p>除以下大樓單位主浴室為清鏡連鋁材框並有裝飾玻璃： Apex 1 座地面層及1樓之C單位(複式)； Apex 1 座2樓及3樓之B及C單位(複式)； Apex 1 座5樓及6樓之B及C單位(複式)； Apex 1 座5樓及6樓之A單位； Apex 2 座地面層及1樓之B及C單位(複式)； Apex 2 座2樓及3樓之B單位； Apex 2 座5樓及6樓之A及B單位； Apex 3 座地面層及1樓之B及C單位(複式)； Apex 3 座2樓及3樓之B單位； Apex 3 座5樓及6樓之A及B單位；</p> <p>洋房及住宅大樓之主浴室為木製洗手盆櫃並有裝飾玻璃、鋁材及天然石材檯面。</p> <p>其他浴室為木製洗手盆櫃並有裝飾鏡、鋁材及天然石材檯面，除了以下單位：</p> <p>以下單位為木製洗手盆櫃並有木皮飾面及天然石材檯面： Premier 15 洋房之所有浴室</p> <p>以下單位為天然石材洗手盆櫃並有不銹鋼及天然石材檯面： Sommet 1 洋房之所有浴室</p> <p>陶瓷坐廁。</p> <p>陶瓷洗手盆配鍍鉻龍頭。</p> <p>主浴室淋浴間： 主浴室淋浴間裝設鍍鉻淋浴套裝連掛牆淋浴花灑。</p> <p>浴室淋浴間： 浴室淋浴間裝設鍍鉻淋浴套裝連掛牆淋浴花灑。</p>

細項	描述
(b) 浴室	<p>主浴室浴缸配置： 以下單位之主浴室裝設1829毫米(長)x 914毫米(闊) x 530毫米(高)搪瓷鑄鐵浴缸配鍍鉻龍頭及淋浴套裝： Premier 1 洋房至Premier 3 洋房； Premier 5 洋房； Premier 10 洋房至Premier 12 洋房； Sommet 8 洋房至Sommet 12 洋房； Sommet 15 洋房</p> <p>以下單位之主浴室裝設1900毫米(長)x 950毫米(闊)x 830毫米(高)主力貴妃浴缸配鍍鉻龍頭及淋浴套裝： Premier 6 洋房至Premier 9 洋房； Sommet 2 洋房至Sommet 3 洋房； Sommet 5 洋房至Sommet 7 洋房；</p> <p>以下單位之主浴室裝設1910毫米(長)x 855毫米(闊)x 495毫米(高)人造石貴妃浴缸配鍍鉻龍頭及淋浴套裝： Premier 15 洋房；</p> <p>以下單位之主浴室裝設1800毫米(長)x 985毫米(闊)x 550毫米(高)人造石貴妃浴缸配鍍鉻龍頭： Sommet 1 洋房；</p> <p>以下單位之主浴室裝設1700毫米(長)x 800毫米(闊)x 460毫米(高)搪瓷鑄鐵浴缸配鍍鉻龍頭及淋浴套裝： Apex 1 座地面層及1樓之C單位(複式)； Apex 1 座2樓及3樓之B及C單位(複式)； Apex 1 座5樓及6樓之B及C單位(複式)； Apex 1 座5樓及6樓之A單位； Apex 2 座地面層及1樓之B及C單位(複式)； Apex 2 座2樓及3樓之B單位； Apex 2 座5樓及6樓之A及B單位； Apex 3 座地面層及1樓之B及C單位(複式)； Apex 3 座2樓及3樓之B單位； Apex 3 座5樓及6樓之A及B單位；</p> <p>以下單位之主浴室裝設1500毫米(長)x 750毫米(闊)x 460毫米(高)搪瓷鑄鐵浴缸配鍍鉻龍頭及淋浴套裝： Apex 1 座2樓及3樓之A及D單位； Apex 2 座2樓及3樓之A及D單位； Apex 3 座2樓及3樓之A及D單位；</p> <p>浴室浴缸配置： 以下單位之浴室裝設1700毫米(長)x 800毫米(闊)x 460毫米(高)搪瓷鑄鐵浴缸配鍍鉻龍頭及淋浴套裝： Premier 6 洋房至Premier 9 洋房及Premier 15洋房之1樓少主浴室； Sommet 1 洋房至Sommet 3 洋房之1樓少主浴室； Sommet 5 洋房至Sommet 7 洋房之1樓少主浴室；</p> <p>其他單位之浴室裝設1500毫米(長)x 750毫米(闊)x 460毫米(高)搪瓷鑄鐵浴缸配鍍鉻龍頭及淋浴套裝。</p> <p>主浴室及浴室內其他配置： 除以下單位外，所有單位裝設鍍鉻廁紙架： Premier 15 洋房及Sommet 1 洋房之所有浴室</p> <p>除以下單位外所有浴室裝設鍍鉻毛巾棍： Sommet 1 洋房之所有浴室(裝設不銹鋼毛巾棍)、 Sommet 9 洋房1樓之少主浴室、 Sommet 10 洋房之1樓套房4浴室及少主浴室、 Apex 1 座地面層及1樓之C單位套房2浴室及浴室(複式)、 Apex 1 座2樓及3樓之C單位套房2浴室及浴室(複式)、 Apex 1 座5樓及6樓之C單位套房2浴室及浴室(複式)、 Apex 2 座地面層及1樓之B及C單位套房2浴室及浴室(複式)、 Apex 3 座地面層及1樓之B及C單位套房2浴室及浴室(複式)、 Apex 2座2樓、3樓、5樓及6樓之B單位浴室、 Apex 3座2樓、3樓、5樓及6樓之B單位浴室</p> <p>除以下單位外，所有洋房單位主浴室設有鍍鉻發光鏡： Premier 15 洋房</p> <p>除以下單位外，所有洋房單位主浴室設有手動人造皮革百葉簾： Premier 15 洋房及Sommet 1 洋房</p> <p>以下單位主浴室天窗設有電動捲簾： Premier 6 洋房至Premier 9 洋房、Sommet 1 洋房至Sommet 3 洋房及Sommet 5至Sommet 7 洋房。</p> <p>以下單位少主浴室窗戶設有手動人造皮革百葉簾： Sommet 9 洋房至Sommet 11 洋房</p>



3. 室內裝置

細項	描述
(b) 浴室	<p>以下單位浴室窗戶設有手動捲簾： Premier 1 洋房之1樓及2樓睡房4浴室及套房3浴室； Sommet 15 洋房之1樓及2樓睡房4浴室及套房3浴室</p> <p>以下單位套房2浴室窗戶設有手動捲簾： Apex 2座2樓、3樓、5樓及6樓之B單位浴室； Apex 3座2樓、3樓、5樓及6樓之B單位浴室</p> <p>除以下單位外，所有設有浴缸的浴室均提供浴簾桿： Premier 15 洋房及Sommet 1 洋房</p> <p>除以下單位外，所有浴室裝設掛勾 Apex 1 座地面層及1樓之C單位主浴室、套房2浴室及浴室(複式)、 Apex 1 座2樓及3樓之C單位主浴室、套房2浴室及浴室(複式)、 Apex 1 座5樓及6樓之C單位主浴室、套房2浴室及浴室(複式)、 Apex 1 座5樓及6樓之A單位主浴室、 Apex 2 座地面層及1樓之B及C單位主浴室、套房2浴室及浴室(複式)、 Apex 2 座2樓及3樓之B單位主浴室、 Apex 2 座5樓及6樓之A及B單位主浴室、 Apex 3 座地面層及1樓之B及C單位主浴室、套房2浴室及浴室(複式)、 Apex 3 座2樓及3樓之B單位主浴室、 Apex 3 座5樓及6樓之A及B單位主浴室、 Sommet 10 洋房之1樓套房4浴室、 Premier 6 洋房至Premier 9 洋房之2樓主浴室； Sommet 2 洋房至Sommet 3 洋房之2樓主浴室； Sommet 5 洋房至Sommet 7 洋房之2樓主浴室； Premier 15 洋房及Sommet 1 洋房之所有浴室</p> <p>間接供水系統；冷熱供水系統均採用附有隔熱層之銅喉。</p>
(c) 廚房	<p>不銹鋼洗滌盤配鍍鉻龍頭。</p> <p>洋房選用木製廚櫃組合配鋁飾面焗漆門板，除以下單位外： 以下單位為木製廚櫃組合配鋁飾門板、焗漆玻璃飾面門板： Premier 15 洋房</p> <p>以下單位為木製廚櫃組合配膠板飾面門板。 Sommet 1 洋房</p> <p>所有大樓住宅單位廚房選用木製廚櫃組合配木紋飾面焗漆門板。</p> <p>冷熱供水系統均採用附有隔熱層之銅喉。</p>
(d) 睡房	<p>Premier 15 洋房的少主房及睡房3裝有嵌入式木製衣櫃配木皮飾面。</p> <p>Premier 15 洋房的睡房4裝有嵌入式木製衣櫃配木皮飾面、金屬及鏡。</p> <p>Sommet 1 洋房的套房4裝有嵌入式木製衣櫃配木皮飾面、金屬及布飾面。</p> <p>Sommet 1 洋房的少主房裝有嵌入式木製衣櫃配木皮飾面及金屬框連玻璃門板。</p>
(e) 電話	<p>所有客/飯廳、睡房、廚房及工作間均裝有電話插座，除Sommet 1 洋房之工作間外。</p> <p>有關接駁點的位置及數目，請參考「機電裝置數量說明表」。</p>
(f) 天線	<p>所有客/飯廳、睡房及工作間均裝有電視/電台天線插座以供接收本地電視及電台節目。洋房廚房內均裝有電視/電台天線插座以供接收本地電視及電台節目。</p> <p>有關電視/收音機天線接駁點的位置及數目，請參考「機電裝置數量說明表」。</p>
(g) 電力裝置	<p>提供三相電力供電並備有微型斷路器及配電箱。</p> <p>照明、供電點及空調機接駁之導管暗藏於批盪、假天花、假陣及櫃內。</p> <p>有關電插座及空調機接駁點之位置及數目，請參考「機電裝置數量說明表」。</p>
(h) 氣體供應	<p>每戶廚房裝有煤氣喉駁煤氣煮食爐。</p> <p>有關接駁點的位置及數目，請參考「機電裝置數量說明表」。</p>
(i) 洗衣機接駁點	<p>洗衣機配備來水及去水接駁點。(連接去水喉直徑為40毫米及連接來水喉直徑為15毫米)</p> <p>有關接駁點之位置及數目，請參考「機電裝置數量說明表」。</p>
(j) 供水	<p>冷熱水供應系統採用外置銅喉管暗藏於批盪、假天花、假陣及櫃內。</p> <p>廚房、浴室、客廳洗手間及洗手間均設有熱水供應。</p>

4. 雜項

細項	描述
(a) 升降機	<p>(i) 「Kone」升降機(產品型號: MonoSpace MX Series — MX10)。</p> <p>(ii) 2部升降機可到達Apex 1 座地庫、地面層、2樓至3樓、5樓至6樓及天台(升降機L1及L2)。</p> <p>1部升降機可到達Apex 2 座地庫、地面層、2樓至3樓、5樓至6樓(升降機L3)。</p> <p>1部升降機可到達Apex 2 座地庫、地面層、2樓至3樓、5樓至6樓及天台(升降機L4)。</p> <p>1部升降機可到達Apex 3 座地庫、地面層、2樓至3樓、5樓至6樓(升降機L5)。</p> <p>1部升降機可到達Apex 3 座地庫、地面層、2樓至3樓、5樓至6樓及天台(升降機L6)。</p> <p>1部升降機可到達會所地庫及地面層(升降機L7)。</p> <p>Premier 6 洋房至Premier 9 洋房、Sommet 1 洋房至Sommet 3 洋房及Sommet 5至Sommet 7 洋房各自有1部升降機可到達地庫、地面層、1樓至2樓(升降機H6至H9及H16至H21)。</p>
(b) 信箱	金屬信箱。
(c) 垃圾收集	垃圾儲存及物料回收室位於大廈住宅樓層之公用地方。由清潔工人收集垃圾並於地庫之垃圾及物料回收房收集處理，由垃圾車運走。
(d) 水錶、電錶及氣體錶	<p>大廈：</p> <p>每戶之獨立水錶設於大廈1樓之公共水錶房。</p> <p>每戶之獨立電錶設於大廈住宅樓層之公共電錶房或公共電錶櫃。</p> <p>除Apex 1 座2樓及3樓之B單位(複式)及Apex 1 座5樓及6樓之B單位(複式)外，每戶之獨立煤氣錶設於大廈住宅單位之廚房內。</p> <p>Apex 1 座2樓及3樓之B單位(複式)及Apex 1 座5樓及6樓之B單位(複式)之獨立煤氣錶設於冷氣機房。</p> <p>洋房：</p> <p>每戶之獨立水錶設於洋房地庫之水錶房。</p> <p>每戶之獨立電錶設於洋房地庫之電錶房。</p> <p>每戶之獨立煤氣錶設於洋房地庫之煤氣錶櫃。</p>

5. 保安設施

細項	描述
保安系統及設備	閉路電視鏡頭裝設於沿邊界之圍牆、每座之地面層入口大堂內、地庫大堂內、住戶康樂設施內、所有升降機內、停車場入口及停車場，並於保安員崗位監控。每個住宅單位均設有視像對講機。地下保安員崗位設有訪客對講機系統。提供智能卡出入保安系統。

6. 設備

細項	描述
設備	有關品牌名稱及產品型號，請參閱“設備說明表”。

賣方承諾如發展項目中沒有安裝指明的品牌名稱或產品型號的升降機或設備，便會安裝品質相若的升降機或設備。



Fittings, Finishes and Appliances 裝置、裝修物料及設備

Appliance Schedule - Dining Room, Kitchen, Master Bath, Junior Master Bath & Roof
設備說明表 - 飯廳、廚房、主浴室、少主浴室及天台

House
洋房

Location 位置	Appliance 設備	Brand Name 品牌名稱	Model No. 型號
DINING ROOM 飯廳	Wine Cellar 酒櫃	MIELE	KWT 6321 UG
KITCHEN 廚房	Steam oven 蒸爐	MIELE	DG 6401
	Oven 焗爐	MIELE	H 2661 B
	Induction Hob 電磁爐	MIELE	CS 1212-1I
	Gas Hob 煤氣爐	MIELE	CS 1013-1
			CS 1018
	Cookerhood 抽油煙機	MIELE	DA 5320 W
	Washer / Dryer 洗衣/乾衣機	MIELE	WT 2798 I WPM
	Refrigerator 雪櫃	SIEMENS 西門子	KI34NP60HK
			KI34NP60HK
	Wine Cellar 酒櫃	MIELE	KWT 6321 UG
Exhaust Fan 抽氣扇	PANASONIC 樂聲	FV-05NU1H	
MASTER BATH 主浴室	Thermoelectric Refrigerator 電子製冷雪櫃	Cristal	CB17T
JUNIOR MASTER BATH 少主浴室	Thermoelectric Refrigerator 電子製冷雪櫃	Cristal	CB17T
ROOF 天台	Gas Water Heater 煤氣熱水爐	TGC	TN JW221TFQL

The Vendor undertakes that if lifts or appliances of the specified brand name or model number are not installed in the Development, lifts or appliances of comparable quality will be installed.

Note:

1. The symbol "-" as shown in the above table denotes "Not provided".
2. The symbol "/" as shown in the above table denotes "Not applicable".

House Premier 1 - House Premier 3, House Premier 5 - House Premier 12 & House Premier 15 Premier 1 洋房至 Premier 3 洋房、 Premier 5 洋房至 Premier 12 洋房及 Premier 15 洋房	House Sommet 1 - House Sommet 3, House Sommet 5 - House Sommet 12 & House Sommet 15 Sommet 1 洋房至 Sommet 3 洋房、 Sommet 5 洋房至 Sommet 12 洋房 Sommet 15 洋房
-	✓ (For House Sommet 1 only) (只限Sommet 1 洋房)
✓	✓
✓	✓
✓	✓
✓	✓
✓	✓
✓	✓
✓	✓
✓	✓
✓	✓
✓	✓
✓	✓
✓ (Except for House Premier 15) (除Premier 15 洋房外)	✓ (Except for House Sommet 1) (除Sommet 1 洋房外)
✓ (Except for House Premier 15) (除Premier 15 洋房外)	✓ (Except for House Sommet 1 and House Sommet 10) (除Sommet 1 洋房及Sommet 10 洋房外)
✓	✓

賣方承諾如發展項目中沒有安裝指明的品牌名稱或產品型號的升降機或設備，便會安裝品質相若的升降機或設備。

備註：
 1. 上表“-”代表不提供。
 2. 上表“/”代表不適用。



Fittings, Finishes and Appliances 裝置、裝修物料及設備

Appliances Schedule - Kitchen, Master Bath & Air Conditioner Plant Room 設備說明表 – 廚房、主浴室及冷氣機房

Apex 1
Apex 1 座

Location 位置	Appliance 設備	Brand Name 品牌名稱	Model No. 型號
KITCHEN 廚房	Steam oven 蒸爐	MIELE	DG 6401
	Oven 焗爐	MIELE	H 2661 B
	Induction Hob 電磁爐	MIELE	CS 1212-1I
	Gas Hob 煤氣爐	MIELE	CS 1013-1
		MIELE	CS 1018
	Cookerhood 抽油煙機	MIELE	DA 5320 W
	Washer / Dryer 洗衣/乾衣機	MIELE	WT 2798 I WPM
		SIEMENS 西門子	WK14D321HK
	Refrigerator 雪櫃	SIEMENS 西門子	KI34NP60HK
			KI34NP60HK
	Wine Cellar 酒櫃	MIELE	KWT 6321 UG
		VINTEC	V20SGE
Gas Water Heater 煤氣熱水爐	TGC	TNJW221TFQL	
Exhaust Fan 抽氣扇	PANASONIC 樂聲	FV-05NU1H	
MASTER BATH 主浴室	Gas Water Heater 煤氣熱水爐	TGC	TNJW221TFQL
AIR CONDITIONER PLANT ROOM 冷氣機房	Gas Water Heater 煤氣熱水爐	TGC	TNJW221TFQL

The Vendor undertakes that if lifts or appliances of the specified brand name or model number are not installed in the Development, lifts or appliances of comparable quality will be installed.

Note:

1. The symbol "-" as shown in the above table denotes "Not provided".
2. The symbol "/" as shown in the above table denotes "Not applicable".

G/F & 1/F (Duplex) 地面層及1樓 (複式)	2/F&3/F 2樓及3樓		2/F & 3/F (Duplex) 2樓及3樓 (複式)		5/F & 6/F 5樓及6樓	5/F & 6/F (Duplex) 5樓及6樓 (複式)	
	A	D	B	C	A	B	C
✓	✓	✓	✓	✓	✓	✓	✓
✓	✓	✓	✓	✓	✓	✓	✓
✓	✓	✓	✓	✓	✓	✓	✓
✓	✓	✓	✓	✓	✓	✓	✓
✓	✓	✓	✓	✓	✓	✓	✓
✓	✓	✓	✓	✓	✓	✓	✓
✓	-	-	✓	✓	✓	✓	✓
-	✓	✓	-	-	-	-	-
✓	-	-	✓	✓	✓	✓	✓
✓	✓	✓	✓	✓	✓	✓	✓
✓	-	-	✓	✓	✓	✓	✓
-	✓	✓	-	-	-	-	-
✓	✓	✓	-	✓	✓	-	✓
✓	✓	✓	✓	✓	✓	✓	✓
✓	-	-	-	✓	✓	-	✓
-	/	/	✓	-	-	✓	-

賣方承諾如發展項目中沒有安裝指明的品牌名稱或產品型號的升降機或設備，便會安裝品質相若的升降機或設備。

備註：
1. 上表“-”代表不提供。
2. 上表“/”代表不適用。



Fittings, Finishes and Appliances
裝置、裝修物料及設備

Appliances Schedule - Kitchen, Master Bath & Air Conditioner Plant Room
 設備說明表 – 廚房、主浴室及冷氣機房

Apex 2
 Apex 2 座

Location 位置	Appliance 設備	Brand Name 品牌名稱	Model No. 型號
KITCHEN 廚房	Steam oven 蒸爐	MIELE	DG 6401
	Oven 焗爐	MIELE	H 2661 B
	Induction Hob 電磁爐	MIELE	CS 1212-1I
	Gas Hob 煤氣爐	MIELE	CS 1013-1
		MIELE	CS 1018
	Cookerhood 抽油煙機	MIELE	DA 5320 W
	Washer / Dryer 洗衣/乾衣機	MIELE	WT 2798 I WPM
		SIEMENS 西門子	WK14D321HK
	Refrigerator 雪櫃	SIEMENS 西門子	KI34NP60HK
			KI34NP60HK
	Wine Cellar 酒櫃	MIELE	KWT 6321 UG
		VINTEC	V20SGE
Gas Water Heater 煤氣熱水爐	TGC	TNJW221TFQL	
Exhaust Fan 抽氣扇	PANASONIC 樂聲	FV-05NU1H	
MASTER BATH 主浴室	Gas Water Heater 煤氣熱水爐	TGC	TNJW221TFQL

The Vendor undertakes that if lifts or appliances of the specified brand name or model number are not installed in the Development, lifts or appliances of comparable quality will be installed.

Note:
 1. The symbol "-" as shown in the above table denotes "Not provided".
 2. The symbol "/" as shown in the above table denotes "Not applicable".

G/F & 1/F (Duplex) 地面層及1樓 (複式)		2/F & 3/F 2樓及3樓			5/F & 6/F 5樓及6樓	
B	C	A	B	D	A	B
√	√	√	√	√	√	√
√	√	√	√	√	√	√
√	√	√	√	√	√	√
√	√	√	√	√	√	√
√	√	√	√	√	√	√
√	√	√	√	√	√	√
√	√	-	√	-	√	√
-	-	√	-	√	-	-
√	√	√	√	√	√	√
√	√	-	√	-	√	√
√	√	-	√	-	√	√
-	-	√	-	√	-	-
√	√	√	√	√	√	√
√	√	√	√	√	√	√
√	√	-	-	-	√	-

賣方承諾如發展項目中沒有安裝指明的品牌名稱或產品型號的升降機或設備，便會安裝品質相若的升降機或設備。

備註：
1. 上表“-”代表不提供。
2. 上表“/”代表不適用。



Fittings, Finishes and Appliances
 裝置、裝修物料及設備

Appliances Schedule - Kitchen, Master Bath & Air Conditioner Plant Room
 設備說明表 – 廚房、主浴室及冷氣機房

Apex 3
 Apex 3 座

Location 位置	Appliance 設備	Brand Name 品牌名稱	Model No. 型號
KITCHEN 廚房	Steam oven 蒸爐	MIELE	DG 6401
	Oven 焗爐	MIELE	H 2661 B
	Induction Hob 電磁爐	MIELE	CS 1212-1I
	Gas Hob 煤氣爐	MIELE	CS 1013-1
		MIELE	CS 1018
	Cookerhood 抽油煙機	MIELE	DA 5320 W
	Washer / Dryer 洗衣/乾衣機	MIELE	WT 2798 I WPM
		SIEMENS 西門子	WK14D321HK
	Refrigerator 雪櫃	SIEMENS 西門子	KI34NP60HK
			KI34NP60HK
	Wine Cellar 酒櫃	MIELE	KWT 6321 UG
		VINTEC	V20SGE
Gas Water Heater 煤氣熱水爐	TGC	TNJW221TFQL	
Exhaust Fan 抽氣扇	Panasonic 樂聲	FV-05NU1H	
MASTER BATH 主浴室	Gas Water Heater 煤氣熱水爐	TGC	TNJW221TFQL

The Vendor undertakes that if lifts or appliances of the specified brand name or model number are not installed in the Development, lifts or appliances of comparable quality will be installed.

Note:
 1. The symbol "-" as shown in the above table denotes "Not provided".
 2. The symbol "/" as shown in the above table denotes "Not applicable".

G/F & 1/F 地面層及1樓		2/F & 3/F 2樓及3樓			5/F & 6/F 5樓及6樓	
B	C	A	B	D	A	B
√	√	√	√	√	√	√
√	√	√	√	√	√	√
√	√	√	√	√	√	√
√	√	√	√	√	√	√
√	√	√	√	√	√	√
√	√	√	√	√	√	√
√	√	-	√	-	√	√
-	-	√	-	√	-	-
√	√	√	√	√	√	√
√	√	-	√	-	√	√
√	√	-	√	-	√	√
-	-	√	-	√	-	-
√	√	√	√	√	√	√
√	√	√	√	√	√	√
√	√	-	-	-	√	-

賣方承諾如發展項目中沒有安裝指明的品牌名稱或產品型號的升降機或設備，便會安裝品質相若的升降機或設備。

備註：
1. 上表“-”代表不提供。
2. 上表“/”代表不適用。



Appliance Schedule - Bathroom, Powder Room & Lavatory (Exhaust Fan)
設備說明表 – 浴室/客廳洗手間/洗手間 (抽氣扇)

House
洋房

Location 位置	Appliance 設備	Brand Name 品牌名稱	Model No. 型號
POWDER ROOM 客廳洗手間	Exhaust Fan 抽氣扇	Panasonic 樂聲	FV-04NU1H
LAVATORY 洗手間	Exhaust Fan 抽氣扇	Panasonic 樂聲	FV-04NU1H
LAVATORY 2 洗手間 2	Exhaust Fan 抽氣扇	Panasonic 樂聲	FV-04NU1H
BATH 浴室	Exhaust Fan 抽氣扇	Panasonic 樂聲	FV-04NU1H
BEDROOM 3 BATH 睡房3浴室	Exhaust Fan 抽氣扇	Panasonic 樂聲	FV-04NU1H
BEDROOM 4 BATH 睡房4浴室	Exhaust Fan 抽氣扇	Panasonic 樂聲	FV-04NU1H
JUNIOR MASTER BATH 少主浴室	Exhaust Fan 抽氣扇	Panasonic 樂聲	FV-04NU1H
			FV-05NU1H
ENSUITE ROOM BATH 3 套房3浴室	Exhaust Fan 抽氣扇	Panasonic 樂聲	FV-04NU1H
ENSUITE ROOM BATH 4 套房4浴室	Exhaust Fan 抽氣扇	Panasonic 樂聲	FV-04NU1H
MASTER BATH 主浴室	Exhaust Fan 抽氣扇	Panasonic 樂聲	FV-05NU1H
WATER METER ROOM 水錶房	Exhaust Fan 抽氣扇	Panasonic 樂聲	FV-18NF3H

The Vendor undertakes that if lifts or appliances of the specified brand name or model number are not installed in the Development, lifts or appliances of comparable quality will be installed.

Note:

1. The symbol "-" as shown in the above table denotes "Not provided".
2. The symbol "/" as shown in the above table denotes "Not applicable".

House Premier 1 - House Premier 3 & House Premier 5 Premier 1 洋房至 Premier 3 洋房及 Premier 5 洋房	House Premier 6 - House Premier 9 Premier 6 洋房至 Premier 9 洋房	House Premier 10 - House Premier 12 Premier 10 洋房至 Premier 12 洋房	House Premier 15 Premier 15 洋房	House Sommet 1 Sommet 1 洋房	House Sommet 2 Sommet 2 洋房	House Sommet 3, House Sommet 5 - House Sommet 7 Sommet 3 洋房、Sommet 5 洋房至 Sommet 7 洋房	House Sommet 8 Sommet 8 洋房	House Sommet 9 Sommet 9 洋房	House Sommet 10 Sommet 10 洋房	House Sommet 11, House Sommet 12 & House Sommet 15 Sommet 11 洋房、Sommet 12 洋房及 Sommet 15 洋房
1	1	1	1	/	1	1	1	1	1	1
1	1	1	1	1	1	1	1	1	1	1
/	1	/	/	/	/	/	/	/	/	/
/	/	/	/	1	/	1	/	/	/	/
/	/	/	1	/	/	/	/	/	/	/
1	1	1	/	/	/	/	1	/	/	1
-	-	-	-	-	-	-	-	-	1	-
1	1	1	1	1	1	1	1	1	-	1
1	1	1	/	1	1	1	1	1	1	1
/	/	/	/	1	1	1	/	1	1	/
1	1	1	1	1	1	1	1	1	1	1
1	1	1	1	1	1	1	1	1	1	1

賣方承諾如發展項目中沒有安裝指明的品牌名稱或產品型號的升降機或設備，便會安裝品質相若的升降機或設備。

備註：
1. 上表“-”代表不提供。
2. 上表“/”代表不適用。



Fittings, Finishes and Appliances
裝置、裝修物料及設備

Appliance Schedule - Bathroom, Powder Room & Lavatory (Exhaust Fan & Dehumidifier)
設備說明表 – 浴室/客廳洗手間/洗手間 (抽氣扇及抽濕機)

Apex 1
Apex 1 座

Location 位置	Appliance 設備	Brand Name 品牌名稱	Model No. 型號
POWDER ROOM 客廳洗手間	Exhaust Fan 抽氣扇	Panasonic 樂聲	FV-04NU1H
LAVATORY 洗手間	Window Fan 窗口扇	Mitsubishi Electric 三菱電機	V-15EWG2T
	Exhaust Fan 抽氣扇	Panasonic 樂聲	FV-04NU1H
ENSUITE ROOM BATH 2 套房2浴室	Exhaust Fan 抽氣扇	Panasonic 樂聲	FV-04NU1H
BATH 浴室	Exhaust Fan 抽氣扇	Panasonic 樂聲	FV-04NU1H
	Dehumidifier 抽濕機	Cold Magic 高美	CDH-22R2B
MASTER BATH 主浴室	Exhaust Fan 抽氣扇	Panasonic 樂聲	FV-05NU1H

The Vendor undertakes that if lifts or appliances of the specified brand name or model number are not installed in the Development, lifts or appliances of comparable quality will be installed.

Note:
1. The symbol "-" as shown in the above table denotes "Not provided".
2. The symbol "/" as shown in the above table denotes "Not applicable".

G/F & 1/F (Duplex) 地面層及1樓 (複式)	2/F & 3/F 2樓及3樓		2/F & 3/F (Duplex) 2樓及3樓 (複式)		5/F 5樓	6/F 6樓	5/F & 6/F (Duplex) 5樓及6樓 (複式)		
	C	A	D	B	C	A	A	B	C
1	/	/	1	1	1	1	1	1	1
-	1	1	-	-	-	-	-	-	-
1	-	-	1	1	1	1	1	1	1
1	/	/	1	1	1	1	1	1	1
1	1	1	1	1	1	1	1	1	1
1	1	1	1	1	1	1	1	1	1
1	1	1	1	1	1	1	1	1	1

賣方承諾如發展項目中沒有安裝指明的品牌名稱或產品型號的升降機或設備，便會安裝品質相若的升降機或設備。

備註：
1. 上表“-”代表不提供。
2. 上表“/”代表不適用。



Fittings, Finishes and Appliances 裝置、裝修物料及設備

Appliance Schedule - Bathroom, Powder Room & Lavatory (Exhaust Fan & Dehumidifier)
設備說明表 – 浴室/客廳洗手間/洗手間 (抽氣扇及抽濕機)

Apex 2
Apex 2 座

Location 位置	Appliance 設備	Brand Name 品牌名稱	Model No. 型號
POWDER ROOM 客廳洗手間	Exhaust Fan 抽氣扇	PANASONIC 樂聲	FV-04NU1H
LAVATORY 洗手間	Window Fan 窗口扇	Mitsubishi Electric 三菱電機	V-15EWG2T
	Exhaust Fan 抽氣扇	PANASONIC 樂聲	FV-04NU1H
ENSUITE ROOM BATH 2 套房2浴室	Exhaust Fan 抽氣扇	PANASONIC 樂聲	FV-04NU1H
BATH 浴室	Exhaust Fan 抽氣扇	PANASONIC 樂聲	FV-04NU1H
	Dehumidifier 抽濕機	Cold Magic 高美	CDH-22R2B
MASTER BATH 主浴室	Exhaust Fan 抽氣扇	PANASONIC 樂聲	FV-05NU1H

The Vendor undertakes that if lifts or appliances of the specified brand name or model number are not installed in the Development, lifts or appliances of comparable quality will be installed.

Note:

1. The symbol "-" as shown in the above table denotes "Not provided".
2. The symbol "/" as shown in the above table denotes "Not applicable".

G/F & 1/F (Duplex) 地面層及1樓 (複式)		2/F & 3/F 2樓及3樓			5/F 5樓		6/F 6樓	
B	C	A	B	D	A	B	A	B
1	1	/	/	/	1	/	/	/
-	-	1	-	1	-	-	-	-
1	1	-	1	-	1	1	1	1
1	1	/	1	/	1	1	1	1
1	1	1	1	1	1	1	1	1
1	1	1	1	1	1	1	1	1
1	1	1	1	1	1	1	1	1

賣方承諾如發展項目中沒有安裝指明的品牌名稱或產品型號的升降機或設備，便會安裝品質相若的升降機或設備。

備註：
1. 上表“-”代表不提供。
2. 上表“/”代表不適用。



Fittings, Finishes and Appliances
裝置、裝修物料及設備

Appliance Schedule - Bathroom, Powder Room & Lavatory (Exhaust Fan & Dehumidifier)
設備說明表 – 浴室/客廳洗手間/洗手間 (抽氣扇及抽濕機)

Apex 3
 Apex 3 座

Location 位置	Appliance 設備	Brand Name 品牌名稱	Model No. 型號
POWDER ROOM 客廳洗手間	Exhaust Fan 抽氣扇	PANASONIC 樂聲	FV-04NU1H
LAVATORY 洗手間	Window Fan 窗口扇	Mitsubishi Electric 三菱電機	V-15EWG2T
	Exhaust Fan 抽氣扇	PANASONIC 樂聲	FV-04NU1H
ENSUITE ROOM BATH 2 套房2浴室	Exhaust Fan 抽氣扇	PANASONIC 樂聲	FV-04NU1H
BATH 浴室	Exhaust Fan 抽氣扇	PANASONIC 樂聲	FV-04NU1H
	Dehumidifier 抽濕機	Cold Magic 高美	CDH-22R2B
MASTER BATH 主浴室	Exhaust Fan 抽氣扇	PANASONIC 樂聲	FV-05NU1H

The Vendor undertakes that if lifts or appliances of the specified brand name or model number are not installed in the Development, lifts or appliances of comparable quality will be installed.

Note:
 1. The symbol "-" as shown in the above table denotes "Not provided".
 2. The symbol "/" as shown in the above table denotes "Not applicable".

G/F & 1/F (Duplex) 地面層及1樓 (複式)		2/F & 3/F 2樓及3樓			5/F 5樓		6/F 6樓	
B	C	A	B	D	A	B	A	B
1	1	/	/	/	1	/	/	/
-	-	1	-	1	-	-	-	-
1	1	-	1	-	1	1	1	1
1	1	/	1	/	1	1	1	1
1	1	1	1	1	1	1	1	1
1	1	1	1	1	1	1	1	1
1	1	1	1	1	1	1	1	1

賣方承諾如發展項目中沒有安裝指明的品牌名稱或產品型號的升降機或設備，便會安裝品質相若的升降機或設備。

備註：
1. 上表“-”代表不提供。
2. 上表“/”代表不適用。



Fittings, Finishes and Appliances

裝置、裝修物料及設備

Appliance Schedule - Air Conditioner (Variable Refrigerant Flow)

裝備說明表 - 冷氣機 (多聯式變頻空調)

House
洋房

Serving Location 服務位置	Model Number (Indoor Unit / Outdoor Unit) 型號 (室內機 / 室外機)	Brand Name 品牌名稱	House Premier 1 - House Premier 3 & House Premier 5 Premier 1 洋房至 Premier 3 洋房及 Premier 5 洋房	House Premier 6 - House Premier 9 Premier 6 洋房至 Premier 9 洋房	House Premier 10 - House Premier 12 Premier 10 洋房至 Premier 12 洋房
LIVING / DINING ROOM 客/飯廳	PEFY-P50VMS1-E / PUHY-P700YSHA	Mitsubishi Electric 三菱電機	-	-	-
	PEFY-P63VMS1-E / PUHY-P700YSHA		-	-	-
	PEFY-P63VMS1-E / PUHY-P800YSHA		√(3)*	√(4)*	√(3)*
MASTER BEDROOM 主睡房	PEFY-P25VMS1-E / PUHY-P700YSHA	Mitsubishi Electric 三菱電機	-	-	-
	PEFY-P50VMS1-E / PUHY-P700YSHA		-	-	-
	PEFY-P25VMS1-E / PUHY-P800YSHA		-	-	-
	PEFY-P32VMS1-E / PUHY-P800YSHA		-	√(1)*	-
	PEFY-P50VMS1-E / PUHY-P800YSHA		√(2)*	√(2)*	√(2)*
MASTER BATH 主浴室	PEFY-P25VMS1-E / PUHY-P700YSHA	Mitsubishi Electric 三菱電機	-	-	-
	PEFY-P25VMS1-E / PUHY-P800YSHA		√(1)*	√(1)*	√(1)*
JUNIOR MASTER BEDROOM 少主房	PEFY-P32VMS1-E / PUHY-P700YSHA	Mitsubishi Electric 三菱電機	-	-	-
	PEFY-P50VMS1-E / PUHY-P800YSHA		√(2)*	√(2)*	√(2)*
ENSUITE ROOM 3 套房3	PEFY-P50VMS1-E / PUHY-P700YSHA	Mitsubishi Electric 三菱電機	-	-	-
	PEFY-P50VMS1-E / PUHY-P800YSHA		√(1)*	√(1)*	√(1)*
ENSUITE ROOM 4 套房4	PEFY-P32VMS1-E / PUHY-P700YSHA	Mitsubishi Electric 三菱電機			
	PEFY-P50VMS1-E / PUHY-P800YSHA				
	PEFY-P32VMS1-E / PUHY-P800YSHA				
BEDROOM 3 睡房3	PEFY-P50VMS1-E / PUHY-P800YSHA	Mitsubishi Electric 三菱電機			

The Vendor undertakes that if lifts or appliances of the specified brand name or model number are not installed in the Development, lifts or appliances of comparable quality will be installed.

Note:

1. The symbol "*" as shown in the above denotes "Variable Refrigerant Flow Indoor Unit"
2. The symbol "√" as shown in the above table denotes "Split type units are provided", () Number of Indoor Unit
3. The symbol "-" as shown in the above table denotes "Not provided".
4. The symbol "/" as shown in the above table denotes "Not applicable".

House Premier 15 Premier 15 洋房	House Sommet 1 Sommet 1 洋房	House Sommet 2 Sommet 2 洋房	House Sommet 3, House Sommet 5 - House Sommet 7 Sommet 3、 Sommet 5 洋房至 Sommet 7 洋房	House Sommet 8 House Sommet 8 洋房	House Sommet 9 Sommet 9 洋房	House Sommet 10 Sommet 10 洋房	House Sommet 11, House Sommet 12 & House Sommet 15 Sommet 11 洋房、 Sommet 12 洋房及 Sommet 15 洋房
-	-	-	-	-	-	-	√(1)*
-	-	-	-	-	-	√(3)*	√(2)*
√(3)*	√(4)*	√(4)*	√(4)*	√(3)*	√(4)*	-	-
-	-	-	-	-	-	√(1)*	-
-	-	-	-	-	-	√(2)*	√(2)*
-	-	-	-	-	√(1)*	-	-
-	√(1)*	√(1)*	√(1)*	-	-	-	-
√(2)*	√(2)*	√(2)*	√(2)*	√(2)*	√(2)*	-	-
-	-	-	-	-	-	√(1)*	√(1)*
√(1)*	√(1)*	√(1)*	√(1)*	√(1)*	√(1)*	-	-
-	-	-	-	-	-	√(2)*	√(2)*
√(2)*	√(2)*	√(2)*	√(2)*	√(2)*	√(2)*	-	-
/	-	-	-	-	-	√(1)*	√(1)*
/	√(1)*	√(1)*	√(1)*	√(1)*	√(1)*	-	-
/	-	-	-	/	-	√(1)*	/
/	√(1)*	√(1)*	√(1)*	/	-	-	/
/	-	-	-	/	√(2)*	-	/
√(1)*	/	/	/	/	/	/	/

賣方承諾如發展項目中沒有安裝指明的品牌名稱或產品型號的升降機或設備，便會安裝品質相若的升降機或設備。

備註：

1. 上表“*”代表多聯分體式室內機
2. 上表“√”代表房間內有室內機，()室內機數量
3. 上表“-”代表不提供。
4. 上表“/”代表不適用。



Fittings, Finishes and Appliances 裝置、裝修物料及設備

Appliances Schedule - Air Conditioner (VRV Air-Conditioner) 裝備說明表 - 冷氣機 (多聯式變頻空調)

House
洋房

Serving Location 服務位置	Model Number (Indoor Unit / Outdoor Unit) 型號 (室內機/室外機)	Brand Name 品牌名稱	House Premier 1 - House Premier 3 & House Premier 5 Premier 1 洋房至 Premier 3 洋房及 Premier 5 洋房	House Premier 6 - House Premier 9 Premier 6 洋房至 Premier 9 洋房	House Premier 10 - House Premier 12 Premier 10 洋房至 Premier 12 洋房
BEDROOM 4 睡房4	PEFY-P50VMS1-E / PUHY-P700YSHA	Mitsubishi Electric 三菱電機	-	-	-
	PEFY-P50VMS1-E / PUHY-P800YSHA		√(1)*	√(1)*	√(1)*
	PEFY-P63VMS1-E / PUHY-P800YSHA		-	-	-
KITCHEN 廚房	PEFY-P32VMS1-E / PUHY-P700YSHA	Mitsubishi Electric 三菱電機	-	-	-
	PEFY-P32VMS1-E / PUHY-P800YSHA		√(1)*	√(1)*	√(1)*
STORE 士多房	PEFY-P25VBM-E / PUHY-P800YSHA	Mitsubishi Electric 三菱電機	/	√(1)*	/
UTILITY 工作間	PEFY-P25VBM-E / PUHY-P700YSHA	Mitsubishi Electric 三菱電機	-	-	-
	PEFY-P25VBM-E / PUHY-P800YSHA		√(1)*	√(1)*	√(1)*
FAMILY / ADJACENT TO JUNIOR MASTER BEDROOM 家庭廳/ 相鄰少主房	PEFY-P50VMS1-E / PUHY-P700YSHA	Mitsubishi Electric 三菱電機	-	-	-
	PEFY-P63VMS1-E / PUHY-P800YSHA		-	√(1)*	-
	PEFY-P50VMS1-E / PUHY-P800YSHA		√(1)*	-	√(1)*
CORRIDOR 走廊	PEFY-P32VMS1-E / PUHY-P700YSHA	Mitsubishi Electric 三菱電機	-	-	-
	PEFY-P32VMS1-E / PUHY-P800YSHA		√(1)*	√(1)*	√(1)*

The Vendor undertakes that if lifts or appliances of the specified brand name or model number are not installed in the Development, lifts or appliances of comparable quality will be installed.

Note:

1. The symbol "*" as shown in the above denotes "Variable Refrigerant Flow Indoor Unit"
2. The symbol "√" as shown in the above table denotes "Split type units are provided", () Number of Indoor Unit
3. The symbol "-" as shown in the above table denotes "Not provided".
4. The symbol "/" as shown in the above table denotes "Not applicable".

House Premier 15 Premier 15 洋房	House Sommet 1 Sommet 1 洋房	House Sommet 2 Sommet 2 洋房	House Sommet 3, House Sommet 5 - House Sommet 7 Sommet 3、 Sommet 5 洋房至 Sommet 7 洋房	House Sommet 8 House Sommet 8 洋房	House Sommet 9 Sommet 9 洋房	House Sommet 10 Sommet 10 洋房	House Sommet 11, House Sommet 12 & House Sommet 15 Sommet 11 洋房、 Sommet 12 洋房及 Sommet 15 洋房
-	/	/	/	-	/	/	√(1)*
-	/	/	/	√(1)*	/	/	-
√(1)*	/	/	/	-	/	/	-
-	-	-	-	-	-	√(1)*	√(1)*
√(1)*	√(1)*	√(1)*	√(1)*	√(1)*	√(1)*	-	-
/	/	√(1)*	/	/	/	/	/
-	-	/	-	-	-	√(1)*	√(1)*
√(1)*	√(1)*	/	√(1)*	√(1)*	√(1)*	-	-
-	-	-	-	-	-	/	√(1)*
-	√(1)*	√(1)*	√(1)*	-	-	/	-
√(1)*	-	-	-	√(1)*	√(1)*	/	-
-	-	-	-	-	-	√(1)*	√(1)*
√(1)*	√(1)*	√(1)*	√(1)*	√(1)*	√(1)*	-	-

賣方承諾如發展項目中沒有安裝指明的品牌名稱或產品型號的升降機或設備，便會安裝品質相若的升降機或設備。

備註：

1. 上表“*”代表多聯分體式室內機
2. 上表“√”代表房間內有室內機，()室內機數量
3. 上表“-”代表不提供。
4. 上表“/”代表不適用。



Fittings, Finishes and Appliances 裝置、裝修物料及設備

Appliance Schedule - Air Conditioner (Wall Mount Type / Ceiling Duct Type)
裝備說明表 – 冷氣機 (壁掛式及天花管導式)

Apex 1
Apex 1 座

Serving Location 服務位置	Model Number (Indoor Unit / Outdoor Unit) 型號 (室內機/室外機)	Brand Name 品牌名稱	G/F & 1/F (Duplex) 地面層及1樓 (複式)
			C
LIVING / DINING ROOM 客/飯廳	SEZ-KD50VAL #/ SUZ-KA50VA2	Mitsubishi Electric 三菱電機	-
	SEZ-KD71VAL #/ SUZ-KA71VA2		√(3)
	SEZ-KD71VAL #/ MXZ-5C100VA-E1		-
	PEFY-P50VMS1-E #/ PUMY-P112YKM2		-
	PEFY-P63VMS1-E #/ PUMY-P112YKM2		-
MASTER BEDROOM 主睡房	MSZ-GE35VA-E1 / MUZ-GE35VA-E1	Mitsubishi Electric 三菱電機	√(2)
	MSZ-GE50VA-E1 / MUZ-GE50VA-E1		-
	MSZ-GE50VA-E1 / MXZ-5C100VA-E1		-
BEDROOM 睡房	MSZ-GE35VA-E1 / MUZ-GE35VA-E1	Mitsubishi Electric 三菱電機	√(2)
	MSZ-GE50VA-E1 / MUZ-GE50VA-E1		√(1)
	MSZ-GE50VA-E1 / MXZ-5C100VA-E1		-
	MSZ-GE50VA-E1 / MXZ-6C120VA-E1		-
	MSZ-GE71VA-E1 / MXZ-6C120VA-E1		-
UTILITY 工作間	MSZ-GE35VA-E1 / MXZ-5C100VA-E1	Mitsubishi Electric 三菱電機	-
	MSZ-GE25VA-E1 / MXZ-5C100VA-E1		-
	MSZ-GE25VA-E1 / MXZ-2C52VA-E1		√(1)*
	MSZ-GE25VA-E1 / MXZ-4C80VA-E1		-
STORE 士多房	MSZ-GE35VA-E1 / MXZ-5C100VA-E1	Mitsubishi Electric 三菱電機	/
	MSZ-GE25VA-E1 / MXZ-4C80VA-E1		/
KITCHEN 廚房	SEZ-KD25VAL #/ MXZ-5C100VA-E1	Mitsubishi Electric 三菱電機	-
	SEZ-KD25VAL #/ MXZ-2C52VA-E1		√(1)*
	SEZ-KD25VAL #/ MXZ-4C80VA-E1		-

The Vendor undertakes that if lifts or appliances of the specified brand name or model number are not installed in the Development, lifts or appliances of comparable quality will be installed.

Note:

1. The symbol "***" as shown in the above denotes "Multi Split Type Air Conditioner".
2. The symbol "√" as shown in the above table denotes "Split type units are provided", the number inside () is the Number of Indoor Unit provided.
3. The symbol "-" as shown in the above table denotes "Not provided".
4. The symbol "/" as shown in the above table denotes "Not applicable".
5. The symbol "#" as shown in the above table represents that the provided AC indoor unit is Ceiling Duct Type, otherwise it is Wall Mount Type.

2/F & 3/F 2樓及3樓		2/F & 3/F (Duplex) 2樓及3樓 (複式)		5/F 5樓	6/F 6樓	5/F & 6/F (Duplex) 5樓及6樓 (複式)	
A	D	B	C	A	A	B	C
-	√(1)	-	-	-	-	-	-
-	√(1)	√(4)	√(3)	√(1)	-	√(4)	√(3)
-	-	-	-	-	√(1)*	-	-
√(1)*	-	-	-	√(1)*	√(1)*	-	-
√(1)*	-	-	-	√(1)*	√(1)*	-	-
-	-	√(2)	√(2)	-	-	√(2)	√(2)
-	√(1)	-	-	-	-	-	-
√(1)*	-	-	-	√(2)*	√(2)*	-	-
-	√(2)	√(1)	√(2)	-	-	√(1)	√(2)
-	-	√(2)	√(1)	√(1)	-	√(2)	√(1)
√(2)*	-	-	-	√(2)*	-	-	-
-	-	-	-	-	√(2)*	-	-
-	-	-	-	-	√(1)*	-	-
-	-	-	-	√(1)*	√(1)*	-	-
√(1)*	-	-	-	-	-	-	-
-	-	√(1)*	√(1)*	-	-	√(1)*	√(1)*
-	√(1)*	-	-	-	-	-	-
√(1)*	-	/	/	/	/	/	/
-	√(1)*	/	/	/	/	/	/
√(1)*	-	-	-	√(1)*	√(1)*	-	-
-	-	√(1)*	√(1)*	-	-	√(1)*	√(1)*
-	√(1)*	-	-	-	-	-	-

賣方承諾如發展項目中沒有安裝指明的品牌名稱或產品型號的升降機或設備，便會安裝品質相若的升降機或設備。

備註：

1. 上表“*”多聯分體式冷氣機。
2. 上表“√”代表房間內有室內機，()室內機數量。
3. 上表“-”代表不提供。
4. 上表“/”代表不適用。
5. 上表“#”代表提供的冷氣為天花管導式，沒有“#”則冷氣為壁掛式。



Fittings, Finishes and Appliances 裝置、裝修物料及設備

Appliance Schedule - Air Conditioner (Wall Mount Type / Ceiling Duct Type)
裝備說明表 – 冷氣機(壁掛式及天花管導式)

Apex 2
Apex 2 座

Serving Location 服務位置	Model Number (Indoor Unit / Outdoor Unit) 型號 (室內機/室外機)	Brand Name 品牌名稱	G/F & 1/F (Duplex) 地面層及1樓 (複式)	
			B	C
LIVING / DINING ROOM 客/飯廳	SEZ-KD50VAL #/ SUZ-KA50VA2	Mitsubishi Electric 三菱電機	-	-
	SEZ-KD71VAL #/ SUZ-KA71VA2		√(1)	√(3)
	PEFY-P63VMS1-E #/ PUMY-P125YKM2		√(2)*	-
MASTER BEDROOM 主睡房	MSZ-GE35VA-E1 / MUZ-GE35VA-E1	Mitsubishi Electric 三菱電機	-	√(2)
	MSZ-GE50VA-E1 / MUZ-GE50VA-E1		-	-
	MSZ-GE35VA-E1 / MXZ-4C71VA-E1		√(2)*	-
BEDROOM 睡房	MSZ-GE35VA-E1 / MUZ-GE35VA-E1	Mitsubishi Electric 三菱電機	√(2)	√(2)
	MSZ-GE50VA-E1 / MUZ-GE50VA-E1		√(1)	√(1)
UTILITY 工作間	MSZ-GE25VA-E1 / MXZ-2C52VA-E1	Mitsubishi Electric 三菱電機	√(1)*	√(1)*
	MSZ-GE25VA-E1 / MXZ-4C80VA-E1		-	-
STORE 士多房	MSZ-GE25VA-E1 / MXZ-4C80VA-E1	Mitsubishi Electric 三菱電機		
KITCHEN 廚房	SEZ-KD25VAL #/ MXZ-2C52VA-E1	Mitsubishi Electric 三菱電機	√(1)*	√(1)*
	SEZ-KD25VAL #/ MXZ-4C80VA-E1		-	-

The Vendor undertakes that if lifts or appliances of the specified brand name or model number are not installed in the Development, lifts or appliances of comparable quality will be installed.

Note:

1. The symbol "***" as shown in the above denotes "Multi Split Type Air Conditioner".
2. The symbol "√" as shown in the above table denotes "Split type units are provided", the number inside() is the Number of Indoor Unit provided.
3. The symbol "-" as shown in the above table denotes "Not provided".
4. The symbol "/" as shown in the above table denotes "Not applicable".
5. The symbol "#" as shown in the above table represents that the provided AC indoor unit is Ceiling Duct Type, otherwise it is Wall Mount Type.

2/F & 3/F 2樓及3樓			5/F 5樓		6/F 6樓	
A	B	D	A	B	A	B
√(1)	-	√(1)	-	-	-	-
√(1)	√(3)	√(1)	√(3)	√(3)	√(1)	√(3)
-	-	-	-	-	√(2)*	-
-	√(2)	-	√(2)	√(2)	√(2)	√(2)
√(1)	-	√(1)	-	-	-	-
-	-	-	-	-	-	-
√(2)	√(2)	√(2)	√(2)	√(2)	√(2)	√(2)
-	√(1)	-	√(1)	√(1)	√(1)	√(1)
-	√(1)*	-	√(1)*	√(1)*	√(1)*	√(1)*
√(1)*	-	√(1)*	-	-	-	-
√(1)*		√(1)*			-	
-	√(1)*	-	√(1)*	√(1)*	√(1)*	√(1)*
√(1)*	-	√(1)*	-	-	-	-

賣方承諾如發展項目中沒有安裝指明的品牌名稱或產品型號的升降機或設備，便會安裝品質相若的升降機或設備。

備註：

1. 上表“*”多聯分體式冷氣機。
2. 上表“√”代表房間內有室內機，()室內機數量。
3. 上表“-”代表不提供。
4. 上表“/”代表不適用。
5. 上表“#”代表提供的冷氣為天花管導式，沒有“#”則冷氣為壁掛式。



Fittings, Finishes and Appliances 裝置、裝修物料及設備

Appliance Schedule - Air Conditioner (Wall Mount Type / Ceiling Duct Type)
裝備說明表 – 冷氣機 (壁掛式及天花管導式)

Apex 3
Apex 3 座

Serving Location 服務位置	Model Number (Indoor Unit / Outdoor Unit) 型號 (室內機/室外機)	Brand Name 品牌名稱	G/F & 1/F (Duplex) 地面層及1樓 (複式)	
			B	C
LIVING / DINING ROOM 客/飯廳	SEZ-KD50VAL #/ SUZ-KA50VA2	Mitsubishi Electric 三菱電機	-	-
	SEZ-KD71VAL #/ SUZ-KA71VA2		√(3)	√(3)
	PEFY-P50VMS1-E #/ PUMY-P112YKM2		-	-
	PEFY-P63VMS1-E #/ PUMY-P112YKM2		-	-
MASTER BEDROOM 主睡房	MSZ-GE35VA-E1 / MUZ-GE35VA-E1	Mitsubishi Electric 三菱電機	√(2)	-
	MSZ-GE50VA-E1 / MUZ-GE50VA-E1		-	-
	MSZ-GE35VA-E1 / MXZ-4C71VA-E1		-	√(2)*
	MSZ-GE50VA-E1 / MXZ-5C100VA-E1		-	-
BEDROOM 睡房	MSZ-GE35VA-E1 / MUZ-GE35VA-E1	Mitsubishi Electric 三菱電機	√(2)	-
	MSZ-GE50VA-E1 / MUZ-GE50VA-E1		√(1)	-
	MSZ-GE35VA-E1 / MXZ-4C71VA-E1		-	√(2)*
	MSZ-GE50VA-E1 / MXZ-5C100VA-E1		-	√(1)*
	MSZ-GE50VA-E1 / MXZ-6C120VA-E1		-	-
	MSZ-GE71VA-E1 / MXZ-6C120VA-E1		-	-
UTILITY 工作間	MSZ-GE35VA-E1 / MXZ-5C100VA-E1	Mitsubishi Electric 三菱電機	-	-
	MSZ-GE25VA-E1 / MXZ-5C100VA-E1		-	√(1)*
	MSZ-GE25VA-E1 / MXZ-2C52VA-E1		√(1)*	-
	MSZ-GE25VA-E1 / MXZ-4C80VA-E1		-	-
STORE 士多房	MSZ-GE35VA-E1 / MXZ-5C100VA-E1	Mitsubishi Electric 三菱電機		
	MSZ-GE25VA-E1 / MXZ-4C80VA-E1			
KITCHEN 廚房	SEZ-KD25VAL #/ MXZ-5C100VA-E1	Mitsubishi Electric 三菱電機	-	√(1)*
	SEZ-KD25VAL #/ MXZ-2C52VA-E1		√(1)*	-
	SEZ-KD25VAL #/ MXZ-4C80VA-E1		-	-

The Vendor undertakes that if lifts or appliances of the specified brand name or model number are not installed in the Development, lifts or appliances of comparable quality will be installed.

Note:

1. The symbol "***" as shown in the above denotes "Multi Split Type Air Conditioner".
2. The symbol "√" as shown in the above table denotes "Split type units are provided", the number inside () is the Number of Indoor Unit provided.
3. The symbol "-" as shown in the above table denotes "Not provided".
4. The symbol "/" as shown in the above table denotes "Not applicable".
5. The symbol "#" as shown in the above table represents that the provided AC indoor unit is Ceiling Duct Type, otherwise it is Wall Mount Type.

2/F & 3/F 2樓及3樓				5/F 5樓		6/F 6樓	
A	B	D (2/F 2樓)	D (3/F 3樓)	A	B	A	B
√(1)	-	-	-	-	-	-	-
√(1)	√(3)	-	-	√(1)	√(3)	√(1)	√(3)
-	-	√(1)*	√(1)*	√(1)*	-	√(1)*	-
-	-	√(1)*	√(1)*	√(1)*	-	√(1)*	-
-	√(2)	-	-	-	√(2)	-	-
√(1)	-	-	-	-	-	-	-
-	-	-	-	-	-	-	√(2)*
-	-	√(1)*	√(2)*	√(2)*	-	√(2)*	-
√(2)	√(2)	-	-	-	√(2)	-	-
-	√(1)	-	-	√(1)	√(1)	√(1)	-
-	-	-	-	-	-	-	-
-	-	√(2)*	√(2)*	√(2)*	-	√(2)*	-
-	-	-	-	-	-	-	√(2)*
-	-	-	-	-	-	-	√(1)*
-	-	-	-	√(1)*	-	√(1)*	-
-	-	√(1)*	√(1)*	-	-	-	-
-	√(1)*	-	-	-	√(1)*	-	√(1)*
√(1)*	-	-	-	-	-	-	-
-	/	√(1)*	/	/	/	-	/
√(1)*	/	-	/	/	/	-	/
-	-	√(1)*	√(1)*	√(1)*	-	√(1)*	-
-	√(1)*	-	-	-	√(1)*	-	√(1)*
√(1)*	-	-	-	-	-	-	-

賣方承諾如發展項目中沒有安裝指明的品牌名稱或產品型號的升降機或設備，便會安裝品質相若的升降機或設備。

備註：

1. 上表“*”多聯分體式冷氣機。
2. 上表“√”代表房間內有室內機，()室內機數量。
3. 上表“-”代表不提供。
4. 上表“/”代表不適用。
5. 上表“#”代表提供的冷氣為天花管導式，沒有“#”則冷氣為壁掛式。



Fittings, Finishes and Appliances 裝置、裝修物料及設備

Schedule of Mechanical and Electrical Provisions of Residential Properties in the Development 發展項目的住宅物業的機電裝置數量說明表

House Premier 1 & House Premier 3 Premier 1 洋房及Premier 3 洋房

Location 位置	Exposed Type 外露形	Non-exposed Type 非外露形	House Premier 1 & House Premier 3 Premier 1 洋房及 Premier 3 洋房
CARPORT 車庫		Fused power connection point for signage 有菲士燈箱接駁點	1
	Single socket outlet for charger 單位電插座供充電器		2
WATER METER ROOM 水錶房	Lighting switch 燈掣開關		1
	20A double pole switch 20安培雙極開關		1
	Single socket outlet 單位電插座		1
	Fused power connection point for exhaust fan 有菲士抽氣扇電接駁點		1
ELECTRIC METER ROOM 電錶房	Lighting switch 燈掣開關		1
	Fused power connection point for extra-low voltage 有菲士特低電壓接駁點		3
	Single socket outlet 單位電插座		1
LOBBY 大堂	Lighting switch 燈掣開關		2
	Single socket outlet 單位電插座		1
LIVING/DINING ROOM 客/飯廳	TV / FM connection point 電視 / 收音機天線接駁點		3
	Telephone connection point 電話接駁點		3
	Lighting switch 燈掣開關		7
	20A double pole switch 20安培雙極開關		3
	Single socket outlet 單位電插座		5
	Twin socket outlet 雙位電插座		3
	Fused power connection point for electric curtain 有菲士電窗簾接駁點		2
		20A double pole switch for indoor unit 20安培雙極開關供室內機	3
GARDEN 花園	Single socket outlet 單位電插座		1
POWDER ROOM 客廳洗手間	Single socket outlet 單位電插座		1
		Fused power connection point for decoration light 有菲士燈飾接駁點	1
		Fused power connection point for exhaust fan 有菲士抽氣扇電接駁點	1

Schedule of Mechanical and Electrical Provisions of Residential Properties in the Development
發展項目的住宅物業的機電裝置數量說明表

House Premier 1 & House Premier 3
Premier 1 洋房及Premier 3 洋房

Location 位置	Exposed Type 外露形	Non-exposed Type 非外露形	House Premier 1 & House Premier 3 Premier 1 洋房及 Premier 3 洋房
UTILITY 工作間	TV / FM connection point 電視 / 收音機天線接駁點		1
	Lighting switch 燈掣開關		2
	20A double pole switch 20安培雙極開關		1
	Single socket outlet 單位電插座		1
	20A double pole switch for indoor unit 20安培雙極開關供室內機		1
KITCHEN 廚房	TV / FM connection point 電視 / 收音機天線接駁點		1
	Twin socket outlet 雙位電插座		3
	Telephone connection point 電話接駁點		1
		Fused power connection point for door bell 有菲士門鐘接駁點	1
		Fused power connection point for cabinet light 有菲士廚櫃燈接駁點	2
		Single socket outlet for refrigerator 單位電插座供雪櫃	2
		Single socket outlet for washer/dryer 單位電插座供洗衣乾衣機	1
		Single socket outlet for cookerhood 單位電插座供抽油煙機	1
		Single socket outlet for gas hob 單位電插座供煤氣爐	2
		20A connection unit outlet for induction hob 20安培電磁爐接駁點	1
		20A connection unit outlet for oven 20安培焗爐接駁點	1
		20A connection unit outlet for combi-steam oven 20安培組合蒸爐接駁點	1
		Single socket outlet for wine cellar 單位電插座供酒櫃	1
		Fused power connection point for exhaust fan 有菲士抽氣扇電接駁點	1
		Water point and drain point for washer/dryer machine 洗衣/乾衣機來去水接駁位	1
	20A double pole switch for indoor unit 20安培雙極開關供室內機	1	
LAVATORY 洗手間		Fused power connection point for exhaust fan 有菲士抽氣扇電接駁點	1



Fittings, Finishes and Appliances 裝置、裝修物料及設備

Schedule of Mechanical and Electrical Provisions of Residential Properties in the Development
發展項目的住宅物業的機電裝置數量說明表

House Premier 1 & House Premier 3
Premier 1 洋房及Premier 3 洋房

Location 位置	Exposed Type 外露形	Non-exposed Type 非外露形	House Premier 1 & House Premier 3 Premier 1 洋房及 Premier 3 洋房
FAMILY 家庭廳	TV / FM connection point 電視 / 收音機天線接駁點		1
	Telephone connection point 電話接駁點		1
	Lighting switch 燈掣開關		4
	Single socket outlet 單位電插座		2
	Twin socket outlet 雙位電插座		1
	Fused power connection point for electric curtain 有菲士電窗簾接駁點		2
		Fused power connection point for door bell 有菲士門鐘接駁點	1
JUNIOR MASTER BEDROOM 少主房	TV / FM connection point 電視 / 收音機天線接駁點		1
	Telephone connection point 電話接駁點		1
	Lighting switch 燈掣開關		3
	20A double pole switch 20安培雙極開關		1
	Single socket outlet 單位電插座		4
	Twin socket outlet 雙位電插座		1
	Fused power connection point for electric curtain 有菲士電窗簾接駁點		2
BEDROOM 4 睡房4	TV / FM connection point 電視 / 收音機天線接駁點		1
	Telephone connection point 電話接駁點		1
	Lighting switch 燈掣開關		3
	20A double pole switch 20安培雙極開關		1
	Single socket outlet 單位電插座		1
	Twin socket outlet 雙位電插座		1
	Fused power connection point for electric curtain 有菲士電窗簾接駁點		2
		20A double pole switch for indoor unit 20安培雙極開關供室內機	1

Schedule of Mechanical and Electrical Provisions of Residential Properties in the Development
發展項目的住宅物業的機電裝置數量說明表

House Premier 1 & House Premier 3
Premier 1 洋房及Premier 3 洋房

Location 位置	Exposed Type 外露形	Non-exposed Type 非外露形	House Premier 1 & House Premier 3 Premier 1 洋房及 Premier 3 洋房
JUNIOR MASTER BATH 少主浴室	Single socket outlet 單位電插座		1
		Single socket outlet for thermoelectric refrigerator 單位電插座供熱電製冷雪櫃	1
		Fused power connection point for decoration light 有菲士燈飾接駁點	2
		Fused power connection point for exhaust fan 有菲士抽氣扇電接駁點	1
		20A double pole switch for indoor unit 20安培雙極開關供室內機	3
BEDROOM 4 BATH 睡房4浴室	Single socket outlet 單位電插座		1
		Fused power connection point for decoration light 有菲士燈飾接駁點	2
		Fused power connection point for exhaust fan 有菲士抽氣扇電接駁點	1
STAIR 樓梯	Lighting switch 燈掣開關		2
	Single socket outlet 單位電插座		1
		Fused power connection point for roof step light 有菲士天台樓梯燈接駁點	1
		Fused power connection point for door bell 有菲士門鐘接駁點	1
		20A double pole switch for indoor unit 20安培雙極開關供室內機	1
MASTER BED-ROOM 主睡房	TV / FM connection point 電視 / 收音機天線接駁點		2
	Telephone connection point 電話接駁點		2
	Lighting switch 燈掣開關		3
	20A double pole switch 20安培雙極開關		1
	Single socket outlet 單位電插座		5
	Twin socket outlet 雙位電插座		2
	Fused power connection point for electric curtain 有菲士電窗簾接駁點		2
		20A double pole switch for indoor unit 20安培雙極開關供室內機	2



Fittings, Finishes and Appliances 裝置、裝修物料及設備

Schedule of Mechanical and Electrical Provisions of Residential Properties in the Development
發展項目的住宅物業的機電裝置數量說明表

House Premier 1 & House Premier 3
Premier 1 洋房及Premier 3 洋房

Location 位置	Exposed Type 外露形	Non-exposed Type 非外露形	House Premier 1 & House Premier 3 Premier 1 洋房及 Premier 3 洋房
ENSUITE ROOM 3 套房3	TV / FM connection point 電視 / 收音機天線接駁點		1
	Telephone connection point 電話接駁點		1
	Lighting switch 燈掣開關		2
	20A double pole switch 20安培雙極開關		1
	Single socket outlet 單位電插座		2
	Twin socket outlet 雙位電插座		1
	Fused power connection point for electric curtain 有菲士電窗簾接駁點		2
		20A double pole switch for indoor unit 20安培雙極開關供室內機	1
MASTER BATH 主浴室	Single socket outlet 單位電插座		2
		Single socket outlet for thermoelectric refrigerator 單位電插座供熱電製冷雪櫃	1
		Single socket outlet for for mirror defroster 單位電插座供鏡面除霧器	1
		Fused power connection point for decoration light 有菲士燈飾接駁點	3
		Fused power connection point for exhaust fan 有菲士抽氣扇電接駁點	1
	Fused power connection point for flush toilet 有菲士座廁接駁點		1
		20A double pole switch for indoor unit 20安培雙極開關供室內機	1
ENSUITE ROOM BATH 3 套房3浴室	Single socket outlet 單位電插座		1
		Fused power connection point for decoration light 有菲士燈飾接駁點	2
		Fused power connection point for exhaust fan 有菲士抽氣扇電接駁點	1
ROOF 天台	Lighting switch 燈掣開關		1
	Single socket outlet 單位電插座		2
	Isolator for outdoor unit 刀制供室內機		2
		Fused power connection point for town gas 有菲士煤氣爐電接駁點	4

Schedule of Mechanical and Electrical Provisions of Residential Properties in the Development
發展項目的住宅物業的機電裝置數量說明表

House Premier 2 & House Premier 5
Premier 2 洋房及Premier 5 洋房

Location 位置	Exposed Type 外露形	Non-exposed Type 非外露形	House Premier 2 & House Premier 5 Premier 2 洋房及 Premier 5 洋房
CARPORT 車庫		Fused power connection point for signage 有菲士燈箱接駁點	1
	Single socket outlet for charger 單位電插座供充電器		2
WATER METER ROOM 水錶房	Lighting switch 燈掣開關		1
	20A double pole switch 20安培雙極開關		1
	Single socket outlet 單位電插座		1
	Fused power connection point for exhaust fan 有菲士抽氣扇電接駁點		1
ELECTRIC METER ROOM 電錶房	Lighting switch 燈掣開關		1
	Fused power connection point for extra-low voltage 有菲士特低電壓接駁點		3
	Single socket outlet 單位電插座		1
LOBBY 大堂	Lighting switch 燈掣開關		2
	Single socket outlet 單位電插座		1
LIVING/DINING ROOM 客/飯廳	TV / FM connection point 電視 / 收音機天線接駁點		3
	Telephone connection point 電話接駁點		3
	Lighting switch 燈掣開關		7
	20A double pole switch 20安培雙極開關		3
	Single socket outlet 單位電插座		5
	Twin socket outlet 雙位電插座		3
	Fused power connection point for electric curtain 有菲士電窗簾接駁點		2
		20A double pole switch for indoor unit 20安培雙極開關供室內機	3
GARDEN 花園	Single socket outlet 單位電插座		1
POWDER ROOM 客廳洗手間	Single socket outlet 單位電插座		1
		Fused power connection point for decoration light 有菲士燈飾接駁點	1
		Fused power connection point for exhaust fan 有菲士抽氣扇電接駁點	1



Fittings, Finishes and Appliances 裝置、裝修物料及設備

Schedule of Mechanical and Electrical Provisions of Residential Properties in the Development
發展項目的住宅物業的機電裝置數量說明表

House Premier 2 & House Premier 5
Premier 2 洋房及Premier 5 洋房

Location 位置	Exposed Type 外露形	Non-exposed Type 非外露形	House Premier 2 & House Premier 5 Premier 2 洋房及 Premier 5 洋房
UTILITY 工作間	TV / FM connection point 電視 / 收音機天線接駁點		1
	Lighting switch 燈掣開關		2
	20A double pole switch 20安培雙極開關		1
	Single socket outlet 單位電插座		1
	20A double pole switch for indoor unit 20安培雙極開關供室內機		1
KITCHEN 廚房	TV / FM connection point 電視 / 收音機天線接駁點		1
	Twin socket outlet 雙位電插座		3
	Telephone connection point 電話接駁點		1
		Fused power connection point for door bell 有菲士門鐘接駁點	1
		Fused power connection point for cabinet light 有菲士廚櫃燈接駁點	2
		Single socket outlet for refrigerator 單位電插座供雪櫃	2
		Single socket outlet for washer/dryer 單位電插座供洗衣乾衣機	1
		Single socket outlet for cookerhood 單位電插座供抽油煙機	1
		Single socket outlet for gas hob 單位電插座供煤氣爐	2
		20A connection unit outlet for induction hob 20安培電磁爐接駁點	1
		20A connection unit outlet for oven 20安培焗爐接駁點	1
		20A connection unit outlet for combi-steam oven 20安培組合蒸爐接駁點	1
		Single socket outlet for wine cellar 單位電插座供酒櫃	1
		Fused power connection point for exhaust fan 有菲士抽氣扇電接駁點	1
		Water point and drain point for washer/dryer machine 洗衣/乾衣機來去水接駁位	1
	20A double pole switch for indoor unit 20安培雙極開關供室內機	1	
LAVATORY 洗手間		Fused power connection point for exhaust fan 有菲士抽氣扇電接駁點	1

Schedule of Mechanical and Electrical Provisions of Residential Properties in the Development
發展項目的住宅物業的機電裝置數量說明表

House Premier 2 & House Premier 5
Premier 2 洋房及Premier 5 洋房

Location 位置	Exposed Type 外露形	Non-exposed Type 非外露形	House Premier 2 & House Premier 5 Premier 2 洋房及 Premier 5 洋房
FAMILY 家庭廳	TV / FM connection point 電視 / 收音機天線接駁點		1
	Telephone connection point 電話接駁點		1
	Lighting switch 燈掣開關		4
	Single socket outlet 單位電插座		2
	Twin socket outlet 雙位電插座		1
	Fused power connection point for electric curtain 有菲士電窗簾接駁點		2
		Fused power connection point for door bell 有菲士門鐘接駁點	1
JUNIOR MASTER BEDROOM 少主房	TV / FM connection point 電視 / 收音機天線接駁點		1
	Telephone connection point 電話接駁點		1
	Lighting switch 燈掣開關		3
	20A double pole switch 20安培雙極開關		1
	Single socket outlet 單位電插座		4
	Twin socket outlet 雙位電插座		1
	Fused power connection point for electric curtain 有菲士電窗簾接駁點		2
BEDROOM 4 睡房4	TV / FM connection point 電視 / 收音機天線接駁點		1
	Telephone connection point 電話接駁點		1
	Lighting switch 燈掣開關		3
	20A double pole switch 20安培雙極開關		1
	Single socket outlet 單位電插座		1
	Twin socket outlet 雙位電插座		1
	Fused power connection point for electric curtain 有菲士電窗簾接駁點		2
		20A double pole switch for indoor unit 20安培雙極開關供室內機	1



Fittings, Finishes and Appliances 裝置、裝修物料及設備

Schedule of Mechanical and Electrical Provisions of Residential Properties in the Development
發展項目的住宅物業的機電裝置數量說明表

House Premier 2 & House Premier 5
Premier 2 洋房及Premier 5 洋房

Location 位置	Exposed Type 外露形	Non-exposed Type 非外露形	House Premier 2 & House Premier 5 Premier 2 洋房及 Premier 5 洋房
JUNIOR MASTER BATH 少主浴室	Single socket outlet 單位電插座		1
		Single socket outlet for thermoelectric refrigerator 單位電插座供熱電製冷雪櫃	1
		Fused power connection point for decoration light 有菲士燈飾接駁點	2
		Fused power connection point for exhaust fan 有菲士抽氣扇電接駁點	1
		20A double pole switch for indoor unit 20安培雙極開關供室內機	3
BEDROOM 4 BATH 睡房4浴室	Single socket outlet 單位電插座		1
		Fused power connection point for decoration light 有菲士燈飾接駁點	2
		Fused power connection point for exhaust fan 有菲士抽氣扇電接駁點	1
STAIR 樓梯	Lighting switch 燈掣開關		2
	Single socket outlet 單位電插座		1
		Fused power connection point for roof step light 有菲士天台樓梯燈接駁點	1
		Fused power connection point for door bell 有菲士門鐘接駁點	1
		20A double pole switch for indoor unit 20安培雙極開關供室內機	1
MASTER BED- ROOM 主睡房	TV / FM connection point 電視 / 收音機天線接駁點		2
	Telephone connection point 電話接駁點		2
	Lighting switch 燈掣開關		3
	20A double pole switch 20安培雙極開關		1
	Single socket outlet 單位電插座		5
	Twin socket outlet 雙位電插座		2
	Fused power connection point for electric curtain 有菲士電窗簾接駁點		2
		20A double pole switch for indoor unit 20安培雙極開關供室內機	2

Schedule of Mechanical and Electrical Provisions of Residential Properties in the Development
發展項目的住宅物業的機電裝置數量說明表

House Premier 2 & House Premier 5
Premier 2 洋房及Premier 5 洋房

Location 位置	Exposed Type 外露形	Non-exposed Type 非外露形	House Premier 2 & House Premier 5 Premier 2 洋房及 Premier 5 洋房
ENSUITE ROOM 3 套房3	TV / FM connection point 電視 / 收音機天線接駁點		1
	Telephone connection point 電話接駁點		1
	Lighting switch 燈掣開關		2
	20A double pole switch 20安培雙極開關		1
	Single socket outlet 單位電插座		2
	Twin socket outlet 雙位電插座		1
	Fused power connection point for electric curtain 有菲士電窗簾接駁點		2
		20A double pole switch for indoor unit 20安培雙極開關供室內機	1
MASTER BATH 主浴室	Single socket outlet 單位電插座		2
		Single socket outlet for thermoelectric refrigerator 單位電插座供熱電製冷雪櫃	1
		Single socket outlet for for mirror defroster 單位電插座供鏡面除霧器	1
		Fused power connection point for decoration light 有菲士燈飾接駁點	3
		Fused power connection point for exhaust fan 有菲士抽氣扇電接駁點	1
	Fused power connection point for flush toilet 有菲士座廁接駁點		1
		20A double pole switch for indoor unit 20安培雙極開關供室內機	1
ENSUITE ROOM BATH 3 套房3浴室	Single socket outlet 單位電插座		1
		Fused power connection point for decoration light 有菲士燈飾接駁點	2
		Fused power connection point for exhaust fan 有菲士抽氣扇電接駁點	1
ROOF 天台	Lighting switch 燈掣開關		1
	Single socket outlet 單位電插座		2
	Isolator for outdoor unit 刀制供室內機		2
		Fused power connection point for town gas 有菲士煤氣爐電接駁點	4



Fittings, Finishes and Appliances 裝置、裝修物料及設備

Schedule of Mechanical and Electrical Provisions of Residential Properties in the Development
發展項目的住宅物業的機電裝置數量說明表

House Premier 6 - House Premier 9
Premier 6 洋房至Premier 9 洋房

Location 位置	Exposed Type 外露形	Non-exposed Type 非外露形	House Premier 6 - House Premier 9 Premier 6 洋房至 Premier 9 洋房
CARPORT 車庫		Fused power connection point for signage 有菲士燈箱接駁點	1
	Single socket outlet for charger 單位電插座供充電器		2
WATER METER ROOM 水錶房	Lighting switch 燈掣開關		1
	20A double pole switch 20安培雙極開關		1
	Single socket outlet 單位電插座		1
	Fused power connection point for exhaust fan 有菲士抽氣扇電接駁點		1
ELECTRIC METER ROOM 電錶房	Lighting switch 燈掣開關		1
	Fused power connection point for extra-low voltage 有菲士特低電壓接駁點		3
	Single socket outlet 單位電插座		1
LOBBY 大堂	Lighting switch 燈掣開關		3
	Single socket outlet 單位電插座		1
LIVING/DINING ROOM 客/飯廳	TV / FM connection point 電視 / 收音機天線接駁點		3
	Telephone connection point 電話接駁點		3
	Lighting switch 燈掣開關		9
	20A double pole switch 20安培雙極開關		3
	Single socket outlet 單位電插座		7
	Twin socket outlet 雙位電插座		3
	Fused power connection point for electric curtain 有菲士電窗簾接駁點		2
		20A double pole switch for indoor unit 20安培雙極開關供室內機	4
GARDEN 花園	Single socket outlet 單位電插座		1
POWDER ROOM 客廳洗手間	Single socket outlet 單位電插座		1
		Fused power connection point for decoration light 有菲士燈飾接駁點	1
		Fused power connection point for exhaust fan 有菲士抽氣扇電接駁點	1

Schedule of Mechanical and Electrical Provisions of Residential Properties in the Development
發展項目的住宅物業的機電裝置數量說明表

House Premier 6 - House Premier 9
Premier 6 洋房至Premier 9 洋房

Location 位置	Exposed Type 外露形	Non-exposed Type 非外露形	House Premier 6 - House Premier 9 Premier 6 洋房至 Premier 9 洋房
UTILITY 工作間	TV / FM connection point 電視 / 收音機天線接駁點		1
	Lighting switch 燈掣開關		2
	20A double pole switch 20安培雙極開關		1
	Single socket outlet 單位電插座		1
	20A double pole switch for indoor unit 20安培雙極開關供室內機		1
KITCHEN 廚房	TV / FM connection point 電視 / 收音機天線接駁點		1
	Twin socket outlet 雙位電插座		3
	Telephone connection point 電話接駁點		1
		Fused power connection point for door bell 有菲士門鐘接駁點	1
		Fused power connection point for cabinet light 有菲士廚櫃燈接駁點	2
		Single socket outlet for refrigerator 單位電插座供雪櫃	2
		Single socket outlet for washer/dryer 單位電插座供洗衣乾衣機	1
		Single socket outlet for cookerhood 單位電插座供抽油煙機	1
		Single socket outlet for gas hob 單位電插座供煤氣爐	2
		20A connection unit outlet for induction hob 20安培電磁爐接駁點	1
		20A connection unit outlet for oven 20安培焗爐接駁點	1
		20A connection unit outlet for combi-steam oven 20安培組合蒸爐接駁點	1
		Single socket outlet for wine cellar 單位電插座供酒櫃	1
		Fused power connection point for exhaust fan 有菲士抽氣扇電接駁點	1
		Water point and drain point for washer/dryer machine 洗衣/乾衣機來去水接駁位	1
	20A double pole switch for indoor unit 20安培雙極開關供室內機	1	
LAVATORY 洗手間		Fused power connection point for exhaust fan 有菲士抽氣扇電接駁點	1



Fittings, Finishes and Appliances 裝置、裝修物料及設備

Schedule of Mechanical and Electrical Provisions of Residential Properties in the Development
發展項目的住宅物業的機電裝置數量說明表

House Premier 6 - House Premier 9
Premier 6 洋房至Premier 9 洋房

Location 位置	Exposed Type 外露形	Non-exposed Type 非外露形	House Premier 6 - House Premier 9 Premier 6 洋房至 Premier 9 洋房
ADJACENT TO JUNIOR MASTER BEDROOM 相鄰少主房	TV / FM connection point 電視 / 收音機天線接駁點		1
	Telephone connection point 電話接駁點		1
	Lighting switch 燈掣開關		5
	Single socket outlet 單位電插座		2
	Twin socket outlet 雙位電插座		1
		Fused power connection point for door bell 有菲士門鐘接駁點	1
		20A double pole switch for indoor unit 20安培雙極開關供室內機	2
JUNIOR MASTER BEDROOM 少主房	TV / FM connection point 電視 / 收音機天線接駁點		1
	Telephone connection point 電話接駁點		1
	Lighting switch 燈掣開關		3
	20A double pole switch 20安培雙極開關		1
	Single socket outlet 單位電插座		2
	Twin socket outlet 雙位電插座		1
		Fused power connection point for electric curtain 有菲士電窗簾接駁點	2
BEDROOM 4 睡房4	TV / FM connection point 電視 / 收音機天線接駁點		1
	Telephone connection point 電話接駁點		1
	Lighting switch 燈掣開關		3
	20A double pole switch 20安培雙極開關		1
	Single socket outlet 單位電插座		2
	Twin socket outlet 雙位電插座		1
		Fused power connection point for electric curtain 有菲士電窗簾接駁點	2

Schedule of Mechanical and Electrical Provisions of Residential Properties in the Development
發展項目的住宅物業的機電裝置數量說明表

House Premier 6 - House Premier 9
Premier 6 洋房至Premier 9 洋房

Location 位置	Exposed Type 外露形	Non-exposed Type 非外露形	House Premier 6 - House Premier 9 Premier 6 洋房至 Premier 9 洋房
JUNIOR MASTER BATH 少主浴室	Single socket outlet 單位電插座		1
		Single socket outlet for thermoelectric refrigerator 單位電插座供熱電製冷雪櫃	1
		Fused power connection point for decoration light 有菲士燈飾接駁點	2
		Fused power connection point for exhaust fan 有菲士抽氣扇電接駁點	1
		20A double pole switch for indoor unit 20安培雙極開關供室內機	1
BEDROOM 4 BATH 睡房4浴室	Single socket outlet 單位電插座		1
		Fused power connection point for decoration light 有菲士燈飾接駁點	2
		Fused power connection point for exhaust fan 有菲士抽氣扇電接駁點	1
		20A double pole switch for indoor unit 20安培雙極開關供室內機	1
STORE 士多房	TV / FM connection point 電視 / 收音機天線接駁點		1
	Lighting switch 燈掣開關		2
	20A double pole switch 20安培雙極開關		1
	Single socket outlet 單位電插座		1
	20A double pole switch for indoor unit 20安培雙極開關供室內機		1
LAVATORY 2 洗手間2		Fused power connection point for exhaust fan 有菲士抽氣扇電接駁點	1
STAIR 樓梯	Lighting switch 燈掣開關		3
	Single socket outlet 單位電插座		1
		Fused power connection point for door bell 有菲士門鐘接駁點	1
		20A double pole switch for indoor unit 20安培雙極開關供室內機	1



Fittings, Finishes and Appliances 裝置、裝修物料及設備

Schedule of Mechanical and Electrical Provisions of Residential Properties in the Development
發展項目的住宅物業的機電裝置數量說明表

House Premier 6 - House Premier 9
Premier 6 洋房至Premier 9 洋房

Location 位置	Exposed Type 外露形	Non-exposed Type 非外露形	House Premier 6 - House Premier 9 Premier 6 洋房至 Premier 9 洋房
MASTER BED- ROOM 主睡房	TV / FM connection point 電視 / 收音機天線接駁點		2
	Telephone connection point 電話接駁點		2
	Lighting switch 燈掣開關		5
	20A double pole switch 20安培雙極開關		1
	Single socket outlet 單位電插座		5
	Twin socket outlet 雙位電插座		2
	Fused power connection point for electric curtain 有菲士電窗簾接駁點		2
		20A double pole switch for indoor unit 20安培雙極開關供室內機	3
ENSUITE ROOM 3 套房3	TV / FM connection point 電視 / 收音機天線接駁點		1
	Telephone connection point 電話接駁點		1
	Lighting switch 燈掣開關		2
	20A double pole switch 20安培雙極開關		1
	Single socket outlet 單位電插座		1
	Twin socket outlet 雙位電插座		1
	Fused power connection point for electric curtain 有菲士電窗簾接駁點		2
		20A double pole switch for indoor unit 20安培雙極開關供室內機	1

Schedule of Mechanical and Electrical Provisions of Residential Properties in the Development
發展項目的住宅物業的機電裝置數量說明表

House Premier 6 - House Premier 9
Premier 6 洋房至Premier 9 洋房

Location 位置	Exposed Type 外露形	Non-exposed Type 非外露形	House Premier 6 - House Premier 9 Premier 6 洋房至 Premier 9 洋房
MASTER BATH 主浴室	Single socket outlet 單位電插座		2
		Single socket outlet for thermoelectric refrigerator 單位電插座供熱電製冷雪櫃	1
		Single socket outlet for for mirror defroster 單位電插座供鏡面除霧器	1
		Fused power connection point for decoration light 有菲士燈飾接駁點	3
		Fused power connection point for roof step light 有菲士天台樓梯燈接駁點	1
		Fused power connection point for exhaust fan 有菲士抽氣扇電接駁點	1
		Fused power connection point for electric curtain 有菲士電窗簾接駁點	1
		Fused power connection point for flush toilet 有菲士座廁接駁點	1
		20A double pole switch for indoor unit 20安培雙極開關供室內機	1
ENSUITE ROOM BATH 3 套房3浴室	Single socket outlet 單位電插座		1
		Fused power connection point for decoration light 有菲士燈飾接駁點	2
		Fused power connection point for exhaust fan 有菲士抽氣扇電接駁點	1
ROOF 天台	Lighting switch 燈掣開關		1
	Single socket outlet 單位電插座		2
	Isolator for outdoor unit 刀制供室內機		2
		Fused power connection point for town gas 有菲士煤氣爐電接駁點	5



Fittings, Finishes and Appliances 裝置、裝修物料及設備

Schedule of Mechanical and Electrical Provisions of Residential Properties in the Development
發展項目的住宅物業的機電裝置數量說明表

House Premier 10 - House Premier 12
Premier 10 洋房至Premier 12 洋房

Location 位置	Exposed Type 外露形	Non-exposed Type 非外露形	House Premier 10 - House Premier 12 Premier 10 洋房至 Premier 12 洋房
CARPORT 車庫		Fused power connection point for signage 有菲士燈箱接駁點	1
	Single socket outlet for charger 單位電插座供充電器		2
WATER METER ROOM 水錶房	Lighting switch 燈掣開關		1
	20A double pole switch 20安培雙極開關		1
	Single socket outlet 單位電插座		1
	Fused power connection point for exhaust fan 有菲士抽氣扇電接駁點		1
ELECTRIC METER ROOM 電錶房	Lighting switch 燈掣開關		1
	Fused power connection point for extra-low voltage 有菲士特低電壓接駁點		3
	Single socket outlet 單位電插座		1
LOBBY 大堂	Lighting switch 燈掣開關		2
	Single socket outlet 單位電插座		1
LIVING/DINING ROOM 客/飯廳	TV / FM connection point 電視 / 收音機天線接駁點		3
	Telephone connection point 電話接駁點		3
	Lighting switch 燈掣開關		7
	20A double pole switch 20安培雙極開關		3
	Single socket outlet 單位電插座		5
	Twin socket outlet 雙位電插座		3
	Fused power connection point for electric curtain 有菲士電窗簾接駁點		2
		20A double pole switch for indoor unit 20安培雙極開關供室內機	3
GARDEN 花園	Single socket outlet 單位電插座		1
POWDER ROOM 客廳洗手間	Single socket outlet 單位電插座		1
		Fused power connection point for decoration light 有菲士燈飾接駁點	1
		Fused power connection point for exhaust fan 有菲士抽氣扇電接駁點	1

Schedule of Mechanical and Electrical Provisions of Residential Properties in the Development
發展項目的住宅物業的機電裝置數量說明表

House Premier 10 - House Premier 12
Premier 10 洋房至Premier 12 洋房

Location 位置	Exposed Type 外露形	Non-exposed Type 非外露形	House Premier 10 - House Premier 12 Premier 10 洋房至 Premier 12 洋房
UTILITY 工作間	TV / FM connection point 電視 / 收音機天線接駁點		1
	Lighting switch 燈掣開關		2
	20A double pole switch 20安培雙極開關		1
	Single socket outlet 單位電插座		1
	20A double pole switch for indoor unit 20安培雙極開關供室內機		1
KITCHEN 廚房	TV / FM connection point 電視 / 收音機天線接駁點		1
	Twin socket outlet 雙位電插座		3
	Telephone connection point 電話接駁點		1
		Fused power connection point for door bell 有菲士門鐘接駁點	1
		Fused power connection point for cabinet light 有菲士廚櫃燈接駁點	2
		Single socket outlet for refrigerator 單位電插座供雪櫃	2
		Single socket outlet for washer/dryer 單位電插座供洗衣乾衣機	1
		Single socket outlet for cookerhood 單位電插座供抽油煙機	1
		Single socket outlet for gas hob 單位電插座供煤氣爐	2
		20A connection unit outlet for induction hob 20安培電磁爐接駁點	1
		20A connection unit outlet for oven 20安培焗爐接駁點	1
		20A connection unit outlet for combi-steam oven 20安培組合蒸爐接駁點	1
		Single socket outlet for wine cellar 單位電插座供酒櫃	1
		Fused power connection point for exhaust fan 有菲士抽氣扇電接駁點	1
		Water point and drain point for washer/dryer machine 洗衣/乾衣機來去水接駁位	1
	20A double pole switch for indoor unit 20安培雙極開關供室內機	1	
LAVATORY 洗手間		Fused power connection point for exhaust fan 有菲士抽氣扇電接駁點	1



Fittings, Finishes and Appliances 裝置、裝修物料及設備

Schedule of Mechanical and Electrical Provisions of Residential Properties in the Development
發展項目的住宅物業的機電裝置數量說明表

House Premier 10 - House Premier 12
Premier 10 洋房至Premier 12 洋房

Location 位置	Exposed Type 外露形	Non-exposed Type 非外露形	House Premier 10 - House Premier 12 Premier 10 洋房至 Premier 12 洋房
FAMILY 家庭廳	TV / FM connection point 電視 / 收音機天線接駁點		1
	Telephone connection point 電話接駁點		1
	Lighting switch 燈掣開關		4
	Single socket outlet 單位電插座		2
	Twin socket outlet 雙位電插座		1
	Fused power connection point for electric curtain 有菲士電窗簾接駁點		2
		Fused power connection point for door bell 有菲士門鐘接駁點	1
JUNIOR MASTER BEDROOM 少主房	TV / FM connection point 電視 / 收音機天線接駁點		1
	Telephone connection point 電話接駁點		1
	Lighting switch 燈掣開關		3
	20A double pole switch 20安培雙極開關		1
	Single socket outlet 單位電插座		4
	Twin socket outlet 雙位電插座		1
	Fused power connection point for electric curtain 有菲士電窗簾接駁點		2
BEDROOM 4 睡房4	TV / FM connection point 電視 / 收音機天線接駁點		1
	Telephone connection point 電話接駁點		1
	Lighting switch 燈掣開關		3
	20A double pole switch 20安培雙極開關		1
	Single socket outlet 單位電插座		1
	Twin socket outlet 雙位電插座		1
	Fused power connection point for electric curtain 有菲士電窗簾接駁點		2
		20A double pole switch for indoor unit 20安培雙極開關供室內機	1

Schedule of Mechanical and Electrical Provisions of Residential Properties in the Development
發展項目的住宅物業的機電裝置數量說明表

House Premier 10 - House Premier 12
Premier 10 洋房至Premier 12 洋房

Location 位置	Exposed Type 外露形	Non-exposed Type 非外露形	House Premier 10 - House Premier 12 Premier 10 洋房至 Premier 12 洋房
JUNIOR MASTER BATH 少主浴室	Single socket outlet 單位電插座		1
		Single socket outlet for thermoelectric refrigerator 單位電插座供熱電製冷雪櫃	1
		Fused power connection point for decoration light 有菲士燈飾接駁點	2
		Fused power connection point for exhaust fan 有菲士抽氣扇電接駁點	1
		20A double pole switch for indoor unit 20安培雙極開關供室內機	3
BEDROOM 4 BATH 睡房4浴室	Single socket outlet 單位電插座		1
		Fused power connection point for decoration light 有菲士燈飾接駁點	2
		Fused power connection point for exhaust fan 有菲士抽氣扇電接駁點	1
STAIR 樓梯	Lighting switch 燈掣開關		2
	Single socket outlet 單位電插座		1
		Fused power connection point for roof step light 有菲士天台樓梯燈接駁點	1
		Fused power connection point for door bell 有菲士門鐘接駁點	1
		20A double pole switch for indoor unit 20安培雙極開關供室內機	1
MASTER BED- ROOM 主睡房	TV / FM connection point 電視 / 收音機天線接駁點		2
	Telephone connection point 電話接駁點		2
	Lighting switch 燈掣開關		3
	20A double pole switch 20安培雙極開關		1
	Single socket outlet 單位電插座		5
	Twin socket outlet 雙位電插座		2
	Fused power connection point for electric curtain 有菲士電窗簾接駁點		2
		20A double pole switch for indoor unit 20安培雙極開關供室內機	2



Fittings, Finishes and Appliances 裝置、裝修物料及設備

Schedule of Mechanical and Electrical Provisions of Residential Properties in the Development
發展項目的住宅物業的機電裝置數量說明表

House Premier 10 - House Premier 12
Premier 10 洋房至Premier 12 洋房

Location 位置	Exposed Type 外露形	Non-exposed Type 非外露形	House Premier 10 - House Premier 12 Premier 10 洋房至 Premier 12 洋房
ENSUITE ROOM 3 套房3	TV / FM connection point 電視 / 收音機天線接駁點		1
	Telephone connection point 電話接駁點		1
	Lighting switch 燈掣開關		2
	20A double pole switch 20安培雙極開關		1
	Single socket outlet 單位電插座		2
	Twin socket outlet 雙位電插座		1
	Fused power connection point for electric curtain 有菲士電窗簾接駁點		2
		20A double pole switch for indoor unit 20安培雙極開關供室內機	1
MASTER BATH 主浴室	Single socket outlet 單位電插座		2
		Single socket outlet for thermoelectric refrigerator 單位電插座供熱電製冷雪櫃	1
		Single socket outlet for for mirror defroster 單位電插座供鏡面除霧器	1
		Fused power connection point for decoration light 有菲士燈飾接駁點	3
		Fused power connection point for exhaust fan 有菲士抽氣扇電接駁點	1
	Fused power connection point for flush toilet 有菲士座廁接駁點		1
		20A double pole switch for indoor unit 20安培雙極開關供室內機	1
ENSUITE ROOM BATH 3 套房3浴室	Single socket outlet 單位電插座		1
		Fused power connection point for decoration light 有菲士燈飾接駁點	2
		Fused power connection point for exhaust fan 有菲士抽氣扇電接駁點	1
ROOF 天台	Lighting switch 燈掣開關		1
	Single socket outlet 單位電插座		2
	Isolator for outdoor unit 刀制供室內機		2
		Fused power connection point for town gas 有菲士煤氣爐電接駁點	4

Schedule of Mechanical and Electrical Provisions of Residential Properties in the Development
發展項目的住宅物業的機電裝置數量說明表

House Premier 15
Premier 15 洋房

Location 位置	Exposed Type 外露形	Non-exposed Type 非外露形	House Premier 15 Premier 15 洋房
CARPORT 車庫	Fused power connection point for signage 有菲士燈箱接駁點		1
	Single socket outlet for charger 單位電插座供充電器		2
WATER METER ROOM 水錶房	Lighting switch 燈掣開關		1
	20A double pole switch 20安培雙極開關		1
	Single socket outlet 單位電插座		1
	Fused power connection point for exhaust fan 有菲士抽氣扇電接駁點		1
ELECTRIC METER ROOM 電錶房	Lighting switch 燈掣開關		1
	Single socket outlet 單位電插座		1
LOBBY 大堂	Lighting switch 燈掣開關		2
	Single socket outlet 單位電插座		1
LIVING/DINING ROOM 客/飯廳	TV / FM connection point 電視 / 收音機天線接駁點		2
	Telephone connection point 電話接駁點		3
	Lighting switch 燈掣開關		9
	20A double pole switch 20安培雙極開關		2
	Single socket outlet 單位電插座		6
	Twin socket outlet 雙位電插座		3
		Fused power connection point for electric curtain 有菲士電窗簾接駁點	2
	20A double pole switch for indoor unit 20安培雙極開關供室內機	3	
GARDEN 花園	Single socket outlet 單位電插座		1
POWDER ROOM 客廳洗手間	Single socket outlet 單位電插座		-
		Fused power connection point for exhaust fan 有菲士抽氣扇電接駁點	1



Fittings, Finishes and Appliances 裝置、裝修物料及設備

Schedule of Mechanical and Electrical Provisions of Residential Properties in the Development
發展項目的住宅物業的機電裝置數量說明表

House Premier 15
Premier 15 洋房

Location 位置	Exposed Type 外露形	Non-exposed Type 非外露形	House Premier 15 Premier 15 洋房
UTILITY 工作間	TV / FM connection point 電視 / 收音機天線接駁點		1
	Lighting switch 燈掣開關		2
	20A double pole switch 20安培雙極開關		1
	Single socket outlet 單位電插座		1
	20A double pole switch for indoor unit 20安培雙極開關供室內機		1
KITCHEN 廚房	TV / FM connection point 電視 / 收音機天線接駁點		1
	Single socket outlet 單位電插座		1
	Twin socket outlet 雙位電插座		2
	Telephone connection point 電話接駁點		1
		Fused power connection point for door bell 有菲士門鐘接駁點	1
		Fused power connection point for cabinet light 有菲士廚櫃燈接駁點	2
		Single socket outlet for refrigerator 單位電插座供雪櫃	2
		Single socket outlet for washer/dryer 單位電插座供洗衣乾衣機	1
		Single socket outlet for cookerhood 單位電插座供抽油煙機	1
		Single socket outlet for gas hob 單位電插座供煤氣爐	2
		20A connection unit outlet for induction hob 20安培電磁爐接駁點	1
		20A connection unit outlet for oven 20安培焗爐接駁點	1
		20A connection unit outlet for combi-steam oven 20安培組合蒸爐接駁點	1
		Single socket outlet for wine cellar 單位電插座供酒櫃	1
		Fused power connection point for exhaust fan 有菲士抽氣扇電接駁點	1
	Water point and drain point for washer/dryer machine 洗衣/乾衣機來去水接駁位	1	
	20A double pole switch for indoor unit 20安培雙極開關供室內機	1	
LAVATORY 洗手間		Fused power connection point for exhaust fan 有菲士抽氣扇電接駁點	1

Schedule of Mechanical and Electrical Provisions of Residential Properties in the Development
發展項目的住宅物業的機電裝置數量說明表

House Premier 15
Premier 15 洋房

Location 位置	Exposed Type 外露形	Non-exposed Type 非外露形	House Premier 15 Premier 15 洋房
FAMILY 家庭	TV / FM connection point 電視 / 收音機天線接駁點		1
	Telephone connection point 電話接駁點		1
	Lighting switch 燈掣開關		3
	Single socket outlet 單位電插座		2
	Twin socket outlet 雙位電插座		3
		Fused power connection point for electric curtain 有菲士電窗簾接駁點	1
		Fused power connection point for door bell 有菲士門鐘接駁點	1
JUNIOR MASTER BEDROOM 少主房	TV / FM connection point 電視 / 收音機天線接駁點		1
	Telephone connection point 電話接駁點		1
	Lighting switch 燈掣開關		5
	20A double pole switch 20安培雙極開關		1
	Single socket outlet 單位電插座		2
	Twin socket outlet 雙位電插座		4
		Fused power connection point for electric curtain 有菲士電窗簾接駁點	2
BEDROOM3 睡房3	TV / FM connection point 電視 / 收音機天線接駁點		1
	Telephone connection point 電話接駁點		1
	Lighting switch 燈掣開關		2
	20A double pole switch 20安培雙極開關		1
	Single socket outlet 單位電插座		1
	Twin socket outlet 雙位電插座		3
		Fused power connection point for electric curtain 有菲士電窗簾接駁點	1
		20A double pole switch for indoor unit 20安培雙極開關供室內機	1



Fittings, Finishes and Appliances 裝置、裝修物料及設備

Schedule of Mechanical and Electrical Provisions of Residential Properties in the Development 發展項目的住宅物業的機電裝置數量說明表

House Premier 15
Premier 15 洋房

Location 位置	Exposed Type 外露形	Non-exposed Type 非外露形	House Premier 15 Premier 15 洋房
JUNIOR MASTER BATH 少主浴室	Single socket outlet 單位電插座		2
		Single socket outlet for thermoelectric refrigerator 單位電插座供熱電製冷雪櫃	-
		Fused power connection point for exhaust fan 有菲士抽氣扇電接駁點	1
		20A double pole switch for indoor unit 20安培雙極開關供室內機	3
BEDROOM 3 BATH 睡房3浴室	Single socket outlet 單位電插座		1
		Fused power connection point for exhaust fan 有菲士抽氣扇電接駁點	1
STAIR 樓梯	Lighting switch 燈掣開關		2
	Single socket outlet 單位電插座		-
		Fused power connection point for door bell 有菲士門鐘接駁點	1
		20A double pole switch for indoor unit 20安培雙極開關供室內機	1
MASTER BED- ROOM 主睡房	TV / FM connection point 電視 / 收音機天線接駁點		2
	Telephone connection point 電話接駁點		2
	Lighting switch 燈掣開關		4
	20A double pole switch 20安培雙極開關		1
	Single socket outlet 單位電插座		7
	Twin socket outlet 雙位電插座		1
		Fused power connection point for electric curtain 有菲士電窗簾接駁點	2
		20A double pole switch for indoor unit 20安培雙極開關供室內機	2

Schedule of Mechanical and Electrical Provisions of Residential Properties in the Development
發展項目的住宅物業的機電裝置數量說明表

House Premier 15
Premier 15 洋房

Location 位置	Exposed Type 外露形	Non-exposed Type 非外露形	House Premier 15 Premier 15 洋房
BEDROOM 4 睡房4	TV / FM connection point 電視 / 收音機天線接駁點		1
	Telephone connection point 電話接駁點		1
	Lighting switch 燈掣開關		1
	20A double pole switch 20安培雙極開關		-
	Single socket outlet 單位電插座		1
	Twin socket outlet 雙位電插座		1
		Fused power connection point for electric curtain 有菲士電窗簾接駁點	3
		20A double pole switch for indoor unit 20安培雙極開關供室內機	1
MASTER BATH 主浴室	Single socket outlet 單位電插座		1
		Single socket outlet for thermoelectric refrigerator 單位電插座供熱電製冷雪櫃	-
		Fused power connection point for exhaust fan 有菲士抽氣扇電接駁點	1
		Fused power connection point for electric curtain 有菲士電窗簾接駁點	1
		Fused power connection point for flush toilet 有菲士座廁接駁點	-
		20A double pole switch for indoor unit 20安培雙極開關供室內機	1
ROOF 天台	Lighting switch 燈掣開關		1
	Single socket outlet 單位電插座		2
		Fused power connection point for town gas 有菲士煤氣爐電接駁點	4



Fittings, Finishes and Appliances 裝置、裝修物料及設備

Schedule of Mechanical and Electrical Provisions of Residential Properties in the Development 發展項目的住宅物業的機電裝置數量說明表

House Sommet 1 Sommet 1 洋房

Location 位置	Exposed Type 外露形	Non-exposed Type 非外露形	House Sommet 1 Sommet 1 洋房
CARPORT 車庫	Fused power connection point for signage 有菲士燈箱接駁點		1
	Single socket outlet for charger 單位電插座供充電器		2
WATER METER ROOM 水錶房	Lighting switch 燈掣開關		1
	20A double pole switch 20安培雙極開關		1
	Single socket outlet 單位電插座		1
	Fused power connection point for exhaust fan 有菲士抽氣扇電接駁點		1
ELECTRIC METER ROOM 電錶房	Lighting switch 燈掣開關		1
	Single socket outlet 單位電插座		1
LOBBY 大堂	Lighting switch 燈掣開關		3
	Single socket outlet 單位電插座		2
LIVING/DINING ROOM 客/飯廳	TV / FM connection point 電視 / 收音機天線接駁點		1
	Telephone connection point 電話接駁點		1
	Lighting switch 燈掣開關		10
	20A double pole switch 20安培雙極開關		-
	Single socket outlet 單位電插座		11
	Twin socket outlet 雙位電插座		-
		Fused power connection point for electric curtain 有菲士電窗簾接駁點	5
		20A double pole switch for indoor unit 20安培雙極開關供室內機	4
	Single socket outlet for wine cellar 單位電插座供酒櫃	1	
GARDEN 花園	Single socket outlet 單位電插座		1

Schedule of Mechanical and Electrical Provisions of Residential Properties in the Development
發展項目的住宅物業的機電裝置數量說明表

House Sommet 1
Sommet 1 洋房

Location 位置	Exposed Type 外露形	Non-exposed Type 非外露形	House Sommet 1 Sommet 1 洋房
UTILITY 工作間	TV / FM connection point 電視 / 收音機天線接駁點		1
	Lighting switch 燈掣開關		2
	20A double pole switch 20安培雙極開關		1
	Single socket outlet 單位電插座		1
	20A double pole switch for indoor unit 20安培雙極開關供室內機		1
KITCHEN 廚房	TV / FM connection point 電視 / 收音機天線接駁點		1
	Twin socket outlet 雙位電插座		3
	Telephone connection point 電話接駁點		1
	Single socket outlet 單位電插座		1
	Lighting switch 燈掣開關		1
	20A double pole switch 20安培雙極開關		1
		Fused power connection point for door bell 有菲士門鐘接駁點	1
		Fused power connection point for cabinet light 有菲士廚櫃燈接駁點	2
		Single socket outlet for refrigerator 單位電插座供雪櫃	2
		Single socket outlet for washer/dryer 單位電插座供洗衣乾衣機	1
		Single socket outlet for cookerhood 單位電插座供抽油煙機	1
		Single socket outlet for gas hob 單位電插座供煤氣爐	2
		20A connection unit outlet for induction hob 20安培電磁爐接駁點	1
		20A connection unit outlet for oven 20安培焗爐接駁點	1
		20A connection unit outlet for combi-steam oven 20安培組合蒸爐接駁點	1
		Single socket outlet for wine cellar 單位電插座供酒櫃	1
		Fused power connection point for exhaust fan 有菲士抽氣扇電接駁點	1
		Water point and drain point for washer/dryer machine 洗衣/乾衣機來去水接駁位	1
	20A double pole switch for indoor unit 20安培雙極開關供室內機	1	



Fittings, Finishes and Appliances 裝置、裝修物料及設備

Schedule of Mechanical and Electrical Provisions of Residential Properties in the Development
發展項目的住宅物業的機電裝置數量說明表

House Sommet 1
Sommet 1 洋房

Location 位置	Exposed Type 外露形	Non-exposed Type 非外露形	House Sommet 1 Sommet 1 洋房
LAVATORY 洗手間		Fused power connection point for exhaust fan 有菲士抽氣扇電接駁點	1
ADJACENT TO JUNIOR MASTER BEDROOM 相鄰少主房	TV / FM connection point 電視 / 收音機天線接駁點		1
	Telephone connection point 電話接駁點		1
	Lighting switch 燈掣開關		1
	20A double pole switch 20安培雙極開關		1
	Single socket outlet 單位電插座		5
	Twin socket outlet 雙位電插座		-
		Fused power connection point for door bell 有菲士門鐘接駁點	1
		20A double pole switch for indoor unit 20安培雙極開關供室內機	2
JUNIOR MASTER BEDROOM 少主房	TV / FM connection point 電視 / 收音機天線接駁點		1
	Telephone connection point 電話接駁點		3
	Lighting switch 燈掣開關		8
	20A double pole switch 20安培雙極開關		1
	Single socket outlet 單位電插座		17
	Twin socket outlet 雙位電插座		-
		Fused power connection point for electric curtain 有菲士電窗簾接駁點	5
ENSUITE ROOM 4 套房4	TV / FM connection point 電視 / 收音機天線接駁點		-
	Telephone connection point 電話接駁點		2
	Lighting switch 燈掣開關		5
	20A double pole switch 20安培雙極開關		1
	Single socket outlet 單位電插座		8
	Twin socket outlet 雙位電插座		-
		Fused power connection point for electric curtain 有菲士電窗簾接駁點	4

Schedule of Mechanical and Electrical Provisions of Residential Properties in the Development
發展項目的住宅物業的機電裝置數量說明表

House Sommet 1
Sommet 1 洋房

Location 位置	Exposed Type 外露形	Non-exposed Type 非外露形	House Sommet 1 Sommet 1 洋房
JUNIOR MASTER BATH 少主浴室	Single socket outlet 單位電插座		1
		Single socket outlet for thermoelectric refrigerator 單位電插座供熱電製冷雪櫃	-
		Fused power connection point for exhaust fan 有菲士抽氣扇電接駁點	1
		20A double pole switch for indoor unit 20安培雙極開關供室內機	1
ENSUITE ROOM BATH 4 套房4浴室	Single socket outlet 單位電插座		1
		Fused power connection point for exhaust fan 有菲士抽氣扇電接駁點	1
		20A double pole switch for indoor unit 20安培雙極開關供室內機	1
BATH 浴室	Single socket outlet 單位電插座		1
		Fused power connection point for exhaust fan 有菲士抽氣扇電接駁點	1
		20A double pole switch for indoor unit 20安培雙極開關供室內機	1
STAIR 樓梯	Lighting switch 燈掣開關		3
	Single socket outlet 單位電插座		1
		Fused power connection point for door bell 有菲士門鐘接駁點	1
		20A double pole switch for indoor unit 20安培雙極開關供室內機	1
		Fused power connection point for electric curtain 有菲士電窗簾接駁點	3



Fittings, Finishes and Appliances 裝置、裝修物料及設備

Schedule of Mechanical and Electrical Provisions of Residential Properties in the Development
發展項目的住宅物業的機電裝置數量說明表

House Sommet 1
Sommet 1 洋房

Location 位置	Exposed Type 外露形	Non-exposed Type 非外露形	House Sommet 1 Sommet 1 洋房
MASTER BED- ROOM 主睡房	TV / FM connection point 電視 / 收音機天線接駁點		1
	Telephone connection point 電話接駁點		3
	Lighting switch 燈掣開關		4
	20A double pole switch 20安培雙極開關		1
	Single socket outlet 單位電插座		10
	Twin socket outlet 雙位電插座		-
		Fused power connection point for electric curtain 有菲士電窗簾接駁點	5
		20A double pole switch for indoor unit 20安培雙極開關供室內機	3
ENSUITE ROOM 3 套房3	TV / FM connection point 電視 / 收音機天線接駁點		-
	Telephone connection point 電話接駁點		2
	Lighting switch 燈掣開關		2
	Single socket outlet 單位電插座		4
	Twin socket outlet 雙位電插座		-
	20A double pole switch 20安培雙極開關		1
		Fused power connection point for electric curtain 有菲士電窗簾接駁點	4
		20A double pole switch for indoor unit 20安培雙極開關供室內機	1

Schedule of Mechanical and Electrical Provisions of Residential Properties in the Development
發展項目的住宅物業的機電裝置數量說明表

House Sommet 1
Sommet 1 洋房

Location 位置	Exposed Type 外露形	Non-exposed Type 非外露形	House Sommet 1 Sommet 1 洋房
MASTER BATH 主浴室	Single socket outlet 單位電插座		2
		Single socket outlet for thermoelectric refrigerator 單位電插座供熱電製冷雪櫃	-
		Fused power connection point for exhaust fan 有菲士抽氣扇電接駁點	1
		Fused power connection point for electric curtain 有菲士電窗簾接駁點	2
		Fused power connection point for flush toilet 有菲士座廁接駁點	-
		20A double pole switch for indoor unit 20安培雙極開關供室內機	1
ENSUITE ROOM BATH 3 套房3浴室	Single socket outlet 單位電插座		1
		Fused power connection point for exhaust fan 有菲士抽氣扇電接駁點	1
WALK-IN CLOSET 衣帽間	Lighting switch 燈掣開關		1
	Single socket outlet 單位電插座		6
		20A double pole switch for indoor unit 20安培雙極開關供室內機	1
ROOF 天台	Lighting switch 燈掣開關		2
	Single socket outlet 單位電插座		3
		Fused power connection point for town gas 有菲士煤氣爐電接駁點	5



Fittings, Finishes and Appliances 裝置、裝修物料及設備

Schedule of Mechanical and Electrical Provisions of Residential Properties in the Development 發展項目的住宅物業的機電裝置數量說明表

House Sommet 2 Sommet 2 洋房

Location 位置	Exposed Type 外露形	Non-exposed Type 非外露形	House Sommet 2 Sommet 2 洋房
CARPORT 車庫		Fused power connection point for signage 有菲士燈箱接駁點	1
	Single socket outlet for charger 單位電插座供充電器		2
WATER METER ROOM 水錶房	Lighting switch 燈掣開關		1
	20A double pole switch 20安培雙極開關		1
	Single socket outlet 單位電插座		1
	Fused power connection point for exhaust fan 有菲士抽氣扇電接駁點		1
ELECTRIC METER ROOM 電錶房	Lighting switch 燈掣開關		1
	Fused power connection point for extra-low voltage 有菲士特低電壓接駁點		3
	Single socket outlet 單位電插座		1
LOBBY 大堂	Lighting switch 燈掣開關		3
	Single socket outlet 單位電插座		1
LIVING/DINING ROOM 客/飯廳	TV / FM connection point 電視 / 收音機天線接駁點		3
	Telephone connection point 電話接駁點		3
	Lighting switch 燈掣開關		9
	20A double pole switch 20安培雙極開關		3
	Single socket outlet 單位電插座		7
	Twin socket outlet 雙位電插座		3
	Fused power connection point for electric curtain 有菲士電窗簾接駁點		2
		20A double pole switch for indoor unit 20安培雙極開關供室內機	4
GARDEN 花園	Single socket outlet 單位電插座		1
POWDER ROOM 客廳洗手間	Single socket outlet 單位電插座		1
		Fused power connection point for decoration light 有菲士燈飾接駁點	1
		Fused power connection point for exhaust fan 有菲士抽氣扇電接駁點	1

Schedule of Mechanical and Electrical Provisions of Residential Properties in the Development
發展項目的住宅物業的機電裝置數量說明表

House Sommet 2
Sommet 2 洋房

Location 位置	Exposed Type 外露形	Non-exposed Type 非外露形	House Sommet 2 Sommet 2 洋房
KITCHEN 廚房	TV / FM connection point 電視 / 收音機天線接駁點		1
	Twin socket outlet 雙位電插座		3
	Telephone connection point 電話接駁點		1
		Fused power connection point for door bell 有菲士門鐘接駁點	1
		Fused power connection point for cabinet light 有菲士廚櫃燈接駁點	2
		Single socket outlet for refrigerator 單位電插座供雪櫃	2
		Single socket outlet for washer/dryer 單位電插座供洗衣乾衣機	1
		Single socket outlet for cookerhood 單位電插座供抽油煙機	1
		Single socket outlet for gas hob 單位電插座供煤氣爐	2
		20A connection unit outlet for induction hob 20安培電磁爐接駁點	1
		20A connection unit outlet for oven 20安培焗爐接駁點	1
		20A connection unit outlet for combi-steam oven 20安培組合蒸爐接駁點	1
		Single socket outlet for wine cellar 單位電插座供酒櫃	1
		Fused power connection point for exhaust fan 有菲士抽氣扇電接駁點	1
		Water point and drain point for washer/dryer machine 洗衣/乾衣機來去水接駁位	1
	20A double pole switch for indoor unit 20安培雙極開關供室內機	1	
ADJACENT TO JUNIOR MASTER BEDROOM 相鄰少主房	TV / FM connection point 電視 / 收音機天線接駁點		1
	Telephone connection point 電話接駁點		1
	Lighting switch 燈掣開關		5
	Single socket outlet 單位電插座		2
	Twin socket outlet 雙位電插座		1
		Fused power connection point for door bell 有菲士門鐘接駁點	1
		20A double pole switch for indoor unit 20安培雙極開關供室內機	2



Fittings, Finishes and Appliances 裝置、裝修物料及設備

Schedule of Mechanical and Electrical Provisions of Residential Properties in the Development
發展項目的住宅物業的機電裝置數量說明表

House Sommet 2
Sommet 2 洋房

Location 位置	Exposed Type 外露形	Non-exposed Type 非外露形	House Sommet 2 Sommet 2 洋房
JUNIOR MASTER BEDROOM 少主房	TV / FM connection point 電視 / 收音機天線接駁點		1
	Telephone connection point 電話接駁點		1
	Lighting switch 燈掣開關		3
	20A double pole switch 20安培雙極開關		1
	Single socket outlet 單位電插座		2
	Twin socket outlet 雙位電插座		1
	Fused power connection point for electric curtain 有菲士電窗簾接駁點		2
ENSUITE ROOM 4 套房4	TV / FM connection point 電視 / 收音機天線接駁點		1
	Telephone connection point 電話接駁點		1
	Lighting switch 燈掣開關		3
	20A double pole switch 20安培雙極開關		1
	Single socket outlet 單位電插座		2
	Twin socket outlet 雙位電插座		1
	Fused power connection point for electric curtain 有菲士電窗簾接駁點		2
		20A double pole switch for indoor unit 20安培雙極開關供室內機	1
JUNIOR MASTER BATH 少主浴室	Single socket outlet 單位電插座		1
		Single socket outlet for thermoelectric refrigerator 單位電插座供熱電製冷雪櫃	1
		Fused power connection point for decoration light 有菲士燈飾接駁點	2
		Fused power connection point for exhaust fan 有菲士抽氣扇電接駁點	1
		20A double pole switch for indoor unit 20安培雙極開關供室內機	1
ENSUITE ROOM BATH 4 套房4浴室	Single socket outlet 單位電插座		1
		Fused power connection point for decoration light 有菲士燈飾接駁點	2
		Fused power connection point for exhaust fan 有菲士抽氣扇電接駁點	1

Schedule of Mechanical and Electrical Provisions of Residential Properties in the Development
發展項目的住宅物業的機電裝置數量說明表

House Sommet 2
Sommet 2 洋房

Location 位置	Exposed Type 外露形	Non-exposed Type 非外露形	House Sommet 2 Sommet 2 洋房
STORE 士多房	TV / FM connection point 電視 / 收音機天線接駁點		1
	Telephone connection point 電話接駁點		1
	Lighting switch 燈掣開關		2
	20A double pole switch 20安培雙極開關		1
	Single socket outlet 單位電插座		1
	20A double pole switch for indoor unit 20安培雙極開關供室內機		1
LAVATORY 洗手間		Fused power connection point for exhaust fan 有菲士抽氣扇電接駁點	1
STAIR 樓梯	Lighting switch 燈掣開關		3
	Single socket outlet 單位電插座		1
		Fused power connection point for door bell 有菲士門鐘接駁點	1
		20A double pole switch for indoor unit 20安培雙極開關供室內機	1
MASTER BED- ROOM 主睡房	TV / FM connection point 電視 / 收音機天線接駁點		2
	Telephone connection point 電話接駁點		2
	Lighting switch 燈掣開關		5
	20A double pole switch 20安培雙極開關		1
	Single socket outlet 單位電插座		5
	Twin socket outlet 雙位電插座		2
	Fused power connection point for electric curtain 有菲士電窗簾接駁點		2
		20A double pole switch for indoor unit 20安培雙極開關供室內機	3



Fittings, Finishes and Appliances 裝置、裝修物料及設備

Schedule of Mechanical and Electrical Provisions of Residential Properties in the Development
發展項目的住宅物業的機電裝置數量說明表

House Sommet 2
Sommet 2 洋房

Location 位置	Exposed Type 外露形	Non-exposed Type 非外露形	House Sommet 2 Sommet 2 洋房
ENSUITE ROOM 3 套房3	TV / FM connection point 電視 / 收音機天線接駁點		1
	Telephone connection point 電話接駁點		1
	Lighting switch 燈掣開關		2
	20A double pole switch 20安培雙極開關		1
	Single socket outlet 單位電插座		1
	Twin socket outlet 雙位電插座		1
	Fused power connection point for electric curtain 有菲士電窗簾接駁點		2
		20A double pole switch for indoor unit 20安培雙極開關供室內機	1
MASTER BATH 主浴室	Single socket outlet 單位電插座		2
		Single socket outlet for thermoelectric refrigerator 單位電插座供熱電製冷雪櫃	1
		Single socket outlet for for mirror defroster 單位電插座供鏡面除霧器	1
		Fused power connection point for decoration light 有菲士燈飾接駁點	3
		Fused power connection point for exhaust fan 有菲士抽氣扇電接駁點	1
		Fused power connection point for electric curtain 有菲士電窗簾接駁點	1
	Fused power connection point for flush toilet 有菲士座廁接駁點		1
		20A double pole switch for indoor unit 20安培雙極開關供室內機	1
ENSUITE ROOM BATH 3 套房3浴室	Single socket outlet 單位電插座		1
		Fused power connection point for decoration light 有菲士燈飾接駁點	2
		Fused power connection point for roof step light 有菲士天台樓梯燈接駁點	1
		Fused power connection point for exhaust fan 有菲士抽氣扇電接駁點	1
ROOF 天台	Lighting switch 燈掣開關		1
	Single socket outlet 單位電插座		2
	Isolator for Outdoor unit 刀制供室內機		2
		Fused power connection point for town gas 有菲士煤氣爐電接駁點	5

Schedule of Mechanical and Electrical Provisions of Residential Properties in the Development
發展項目的住宅物業的機電裝置數量說明表

House Sommet 3, House Sommet 5 - House Sommet 7
Sommet 3 洋房、Sommet 5 洋房至 Sommet 7 洋房

Location 位置	Exposed Type 外露形	Non-exposed Type 非外露形	House Sommet 3, House Sommet 5 - House Sommet 7 Sommet 3 洋房、 Sommet 5 洋房至 Sommet 7 洋房
CARPORT 車庫		Fused power connection point for signage 有菲士燈箱接駁點	1
	Single socket outlet for charger 單位電插座供充電器		2
WATER METER ROOM 水錶房	Lighting switch 燈掣開關		1
	20A double pole switch 20安培雙極開關		1
	Single socket outlet 單位電插座		1
	Fused power connection point for exhaust fan 有菲士抽氣扇電接駁點		1
ELECTRIC METER ROOM 電錶房	Lighting switch 燈掣開關		1
	Fused power connection point for extra-low voltage 有菲士特低電壓接駁點		3
	Single socket outlet 單位電插座		1
LOBBY 大堂	Lighting switch 燈掣開關		3
	Single socket outlet 單位電插座		1
LIVING/DINING ROOM 客/飯廳	TV / FM connection point 電視 / 收音機天線接駁點		3
	Telephone connection point 電話接駁點		3
	Lighting switch 燈掣開關		9
	20A double pole switch 20安培雙極開關		3
	Single socket outlet 單位電插座		7
	Twin socket outlet 雙位電插座		3
	Fused power connection point for electric curtain 有菲士電窗簾接駁點		2
		20A double pole switch for indoor unit 20安培雙極開關供室內機	4
GARDEN 花園	Single socket outlet 單位電插座		1
POWDER ROOM 客廳洗手間	Single socket outlet 單位電插座		1
		Fused power connection point for decoration light 有菲士燈飾接駁點	1
		Fused power connection point for exhaust fan 有菲士抽氣扇電接駁點	1



Fittings, Finishes and Appliances 裝置、裝修物料及設備

Schedule of Mechanical and Electrical Provisions of Residential Properties in the Development
發展項目的住宅物業的機電裝置數量說明表

House Sommet 3, House Sommet 5 - House Sommet 7
Sommet 3 洋房、Sommet 5 洋房至Sommet 7 洋房

Location 位置	Exposed Type 外露形	Non-exposed Type 非外露形	House Sommet 3, House Sommet 5 - House Sommet 7 Sommet 3 洋房、 Sommet 5 洋房至 Sommet 7 洋房
UTILITY 工作間	TV / FM connection point 電視 / 收音機天線接駁點		1
	Lighting switch 燈掣開關		2
	20A double pole switch 20安培雙極開關		1
	Single socket outlet 單位電插座		1
	20A double pole switch for indoor unit 20安培雙極開關供室內機		1
KITCHEN 廚房	TV / FM connection point 電視 / 收音機天線接駁點		1
	Twin socket outlet 雙位電插座		3
	Telephone connection point 電話接駁點		1
		Fused power connection point for door bell 有菲士門鐘接駁點	1
		Fused power connection point for cabinet light 有菲士廚櫃燈接駁點	2
		Single socket outlet for refrigerator 單位電插座供雪櫃	2
		Single socket outlet for washer/dryer 單位電插座供洗衣乾衣機	1
		Single socket outlet for cookerhood 單位電插座供抽油煙機	1
		Single socket outlet for gas hob 單位電插座供煤氣爐	2
		20A connection unit outlet for induction hob 20安培電磁爐接駁點	1
		20A connection unit outlet for oven 20安培焗爐接駁點	1
		20A connection unit outlet for combi-steam oven 20安培組合蒸爐接駁點	1
		Single socket outlet for wine cellar 單位電插座供酒櫃	1
		Fused power connection point for exhaust fan 有菲士抽氣扇電接駁點	1
		Water point and drain point for washer/dryer machine 洗衣/乾衣機來去水接駁位	1
	20A double pole switch for indoor unit 20安培雙極開關供室內機	1	
LAVATORY 洗手間		Fused power connection point for exhaust fan 有菲士抽氣扇電接駁點	1

Schedule of Mechanical and Electrical Provisions of Residential Properties in the Development
發展項目的住宅物業的機電裝置數量說明表

House Sommet 3, House Sommet 5-House Sommet 7
Sommet 3 洋房、Sommet 5 洋房至Sommet 7 洋房

Location 位置	Exposed Type 外露形	Non-exposed Type 非外露形	House Sommet 3, House Sommet 5 - House Sommet 7 Sommet 3 洋房、 Sommet 5 洋房至 Sommet 7 洋房
ADJACENT TO JUNIOR MASTER BEDROOM 相鄰少主房	TV / FM connection point 電視 / 收音機天線接駁點		1
	Telephone connection point 電話接駁點		1
	Lighting switch 燈掣開關		5
	20A double pole switch 20安培雙極開關		1
	Single socket outlet 單位電插座		2
	Twin socket outlet 雙位電插座		1
		Fused power connection point for door bell 有菲士門鐘接駁點	1
		20A double pole switch for indoor unit 20安培雙極開關供室內機	2
JUNIOR MASTER BEDROOM 少主房	TV / FM connection point 電視 / 收音機天線接駁點		1
	Telephone connection point 電話接駁點		1
	Lighting switch 燈掣開關		3
	20A double pole switch 20安培雙極開關		1
	Single socket outlet 單位電插座		2
	Twin socket outlet 雙位電插座		1
	Fused power connection point for electric curtain 有菲士電窗簾接駁點		2
ENSUITE ROOM 4 套房4	TV / FM connection point 電視 / 收音機天線接駁點		1
	Telephone connection point 電話接駁點		1
	Lighting switch 燈掣開關		3
	20A double pole switch 20安培雙極開關		1
	Single socket outlet 單位電插座		2
	Twin socket outlet 雙位電插座		1
	Fused power connection point for electric curtain 有菲士電窗簾接駁點		2



Fittings, Finishes and Appliances 裝置、裝修物料及設備

Schedule of Mechanical and Electrical Provisions of Residential Properties in the Development
發展項目的住宅物業的機電裝置數量說明表

House Sommet 3, House Sommet 5 - House Sommet 7
Sommet 3 洋房、Sommet 5 洋房至Sommet 7 洋房

Location 位置	Exposed Type 外露形	Non-exposed Type 非外露形	House Sommet 3, House Sommet 5 - House Sommet 7 Sommet 3 洋房、 Sommet 5 洋房至 Sommet 7 洋房
JUNIOR MASTER BATH 少主浴室	Single socket outlet 單位電插座		1
		Single socket outlet for thermoelectric refrigerator 單位電插座供熱電製冷雪櫃	1
		Fused power connection point for decoration light 有菲士燈飾接駁點	2
		Fused power connection point for exhaust fan 有菲士抽氣扇電接駁點	1
		20A double pole switch for indoor unit 20安培雙極開關供室內機	1
ENSUITE ROOM BATH 4 套房4浴室	Single socket outlet 單位電插座		1
		Fused power connection point for decoration light 有菲士燈飾接駁點	2
		Fused power connection point for exhaust fan 有菲士抽氣扇電接駁點	1
		20A double pole switch for indoor unit 20安培雙極開關供室內機	1
Bath 浴室	Single socket outlet 單位電插座		1
		Fused power connection point for decoration light 有菲士燈飾接駁點	2
		Fused power connection point for exhaust fan 有菲士抽氣扇電接駁點	1
STAIR 樓梯	Lighting switch 燈掣開關		3
	Single socket outlet 單位電插座		1
		Fused power connection point for door bell 有菲士門鐘接駁點	1
		20A double pole switch for indoor unit 20安培雙極開關供室內機	1
MASTER BED- ROOM 主睡房	TV / FM connection point 電視 / 收音機天線接駁點		2
	Telephone connection point 電話接駁點		2
	Lighting switch 燈掣開關		5
	20A double pole switch 20安培雙極開關		1
	Single socket outlet 單位電插座		5
	Twin socket outlet 雙位電插座		2
	Fused power connection point for electric curtain 有菲士電窗簾接駁點		2
		20A double pole switch for indoor unit 20安培雙極開關供室內機	3

Schedule of Mechanical and Electrical Provisions of Residential Properties in the Development
發展項目的住宅物業的機電裝置數量說明表

House Sommet 3, House Sommet 5 - House Sommet 7
Sommet 3 洋房、Sommet 5 洋房至Sommet 7 洋房

Location 位置	Exposed Type 外露形	Non-exposed Type 非外露形	House Sommet 3, House Sommet 5 - House Sommet 7 Sommet 3 洋房、 Sommet 5 洋房至 Sommet 7 洋房
ENSUITE ROOM 3 套房3	TV / FM connection point 電視 / 收音機天線接駁點		1
	Telephone connection point 電話接駁點		1
	Lighting switch 燈掣開關		2
	20A double pole switch 20安培雙極開關		1
	Single socket outlet 單位電插座		1
	Twin socket outlet 雙位電插座		1
	Fused power connection point for electric curtain 有菲士電窗簾接駁點		2
		20A double pole switch for indoor unit 20安培雙極開關供室內機	1
MASTER BATH 主浴室	Single socket outlet 單位電插座		2
		Single socket outlet for thermoelectric refrigerator 單位電插座供熱電製冷雪櫃	1
		Single socket outlet for for mirror defroster 單位電插座供鏡面除霧器	1
		Fused power connection point for decoration light 有菲士燈飾接駁點	3
		Fused power connection point for exhaust fan 有菲士抽氣扇電接駁點	1
		Fused power connection point for electric curtain 有菲士電窗簾接駁點	1
	Fused power connection point for flush toilet 有菲士座廁接駁點		1
		20A double pole switch for indoor unit 20安培雙極開關供室內機	1
ENSUITE ROOM BATH 3 套房3浴室	Single socket outlet 單位電插座		1
		Fused power connection point for decoration light 有菲士燈飾接駁點	2
		Fused power connection point for roof step light 有菲士天台樓梯燈接駁點	1
		Fused power connection point for exhaust fan 有菲士抽氣扇電接駁點	1
ROOF 天台	Lighting switch 燈掣開關		1
	Single socket outlet 單位電插座		2
	Isolator for outdoor unit 刀制供室內機		2
		Fused power connection point for town gas 有菲士煤氣爐電接駁點	5



Fittings, Finishes and Appliances 裝置、裝修物料及設備

Schedule of Mechanical and Electrical Provisions of Residential Properties in the Development
發展項目的住宅物業的機電裝置數量說明表


House Sommet 8
Sommet 8 洋房

Location 位置	Exposed Type 外露形	Non-exposed Type 非外露形	House Sommet 8 Sommet 8 洋房
CARPORT 車庫		Fused power connection point for signage 有菲士燈箱接駁點	1
	Single socket outlet for charger 單位電插座供充電器		2
WATER METER ROOM 水錶房	Lighting switch 燈掣開關		1
	20A double pole switch 20安培雙極開關		1
	Single socket outlet 單位電插座		1
	Fused power connection point for exhaust fan 有菲士抽氣扇電接駁點		1
ELECTRIC METER ROOM 電錶房	Lighting switch 燈掣開關		1
	Fused power connection point for extra-low voltage 有菲士特低電壓接駁點		3
	Single socket outlet 單位電插座		1
LOBBY 大堂	Lighting switch 燈掣開關		2
	Single socket outlet 單位電插座		1
LIVING/DINING ROOM 客/飯廳	TV / FM connection point 電視 / 收音機天線接駁點		3
	Telephone connection point 電話接駁點		3
	Lighting switch 燈掣開關		7
	20A double pole switch 20安培雙極開關		3
	Single socket outlet 單位電插座		5
	Twin socket outlet 雙位電插座		3
	Fused power connection point for electric curtain 有菲士電窗簾接駁點		2
		20A double pole switch for indoor unit 20安培雙極開關供室內機	3
GARDEN 花園	Single socket outlet 單位電插座		1
POWDER ROOM 客廳洗手間	Single socket outlet 單位電插座		1
		Fused power connection point for decoration light 有菲士燈飾接駁點	1
		Fused power connection point for exhaust fan 有菲士抽氣扇電接駁點	1

Schedule of Mechanical and Electrical Provisions of Residential Properties in the Development
發展項目的住宅物業的機電裝置數量說明表

House Sommet 8
Sommet 8 洋房

Location 位置	Exposed Type 外露形	Non-exposed Type 非外露形	House Sommet 8 Sommet 8 洋房
UTILITY 工作間	TV / FM connection point 電視 / 收音機天線接駁點		1
	Lighting switch 燈掣開關		2
	20A double pole switch 20安培雙極開關		1
	Single socket outlet 單位電插座		1
	20A double pole switch for indoor unit 20安培雙極開關供室內機		1
KITCHEN 廚房	TV / FM connection point 電視 / 收音機天線接駁點		1
	Twin socket outlet 雙位電插座		3
	Telephone connection point 電話接駁點		1
		Fused power connection point for door bell 有菲士門鐘接駁點	1
		Fused power connection point for cabinet light 有菲士廚櫃燈接駁點	2
		Single socket outlet for refrigerator 單位電插座供雪櫃	2
		Single socket outlet for washer/dryer 單位電插座供洗衣乾衣機	1
		Single socket outlet for cookerhood 單位電插座供抽油煙機	1
		Single socket outlet for gas hob 單位電插座供煤氣爐	2
		20A connection unit outlet for induction hob 20安培電磁爐接駁點	1
		20A connection unit outlet for oven 20安培焗爐接駁點	1
		20A connection unit outlet for combi-steam oven 20安培組合蒸爐接駁點	1
		Single socket outlet for wine cellar 單位電插座供酒櫃	1
		Fused power connection point for exhaust fan 有菲士抽氣扇電接駁點	1
		Water point and drain point for washer/dryer machine 洗衣/乾衣機來去水接駁位	1
	20A double pole switch for indoor unit 20安培雙極開關供室內機	1	
LAVATORY 洗手間		Fused power connection point for exhaust fan 有菲士抽氣扇電接駁點	1



Fittings, Finishes and Appliances 裝置、裝修物料及設備

Schedule of Mechanical and Electrical Provisions of Residential Properties in the Development 發展項目的住宅物業的機電裝置數量說明表

House Sommet 8
Sommet 8 洋房

Location 位置	Exposed Type 外露形	Non-exposed Type 非外露形	House Sommet 8 Sommet 8 洋房
FAMILY 家庭廳	TV / FM connection point 電視 / 收音機天線接駁點		1
	Telephone connection point 電話接駁點		1
	Lighting switch 燈掣開關		4
	Single socket outlet 單位電插座		2
	Twin socket outlet 雙位電插座		1
	Fused power connection point for electric curtain 有菲士電窗簾接駁點		2
		Fused power connection point for door bell 有菲士門鐘接駁點	1
JUNIOR MASTER BEDROOM 少主房	TV / FM connection point 電視 / 收音機天線接駁點		1
	Telephone connection point 電話接駁點		1
	Lighting switch 燈掣開關		3
	20A double pole switch 20安培雙極開關		1
	Single socket outlet 單位電插座		4
	Twin socket outlet 雙位電插座		1
	Fused power connection point for electric curtain 有菲士電窗簾接駁點		2
BEDROOM 4 睡房4	TV / FM connection point 電視 / 收音機天線接駁點		1
	Telephone connection point 電話接駁點		1
	Lighting switch 燈掣開關		3
	20A double pole switch 20安培雙極開關		1
	Single socket outlet 單位電插座		1
	Twin socket outlet 雙位電插座		1
	Fused power connection point for electric curtain 有菲士電窗簾接駁點		2
		20A double pole switch for indoor unit 20安培雙極開關供室內機	1

Schedule of Mechanical and Electrical Provisions of Residential Properties in the Development
發展項目的住宅物業的機電裝置數量說明表

House Sommet 8
Sommet 8 洋房

Location 位置	Exposed Type 外露形	Non-exposed Type 非外露形	House Sommet 8 Sommet 8 洋房
JUNIOR MASTER BATH 少主浴室	Single socket outlet 單位電插座		1
		Single socket outlet for thermoelectric refrigerator 單位電插座供熱電製冷雪櫃	1
		Fused power connection point for decoration light 有菲士燈飾接駁點	2
		Fused power connection point for exhaust fan 有菲士抽氣扇電接駁點	1
		20A double pole switch for indoor unit 20安培雙極開關供室內機	3
BEDROOM BATH 4 睡房4浴室	Single socket outlet 單位電插座		1
		Fused power connection point for decoration light 有菲士燈飾接駁點	2
		Fused power connection point for exhaust fan 有菲士抽氣扇電接駁點	1
STAIR 樓梯	Lighting switch 燈掣開關		2
	Single socket outlet 單位電插座		1
		Fused power connection point for roof step light 有菲士天台樓梯燈接駁點	1
		Fused power connection point for door bell 有菲士門鐘接駁點	1
		20A double pole switch for indoor unit 20安培雙極開關供室內機	1
MASTER BED- ROOM 主睡房	TV / FM connection point 電視 / 收音機天線接駁點		2
	Telephone connection point 電話接駁點		2
	Lighting switch 燈掣開關		3
	20A double pole switch 20安培雙極開關		1
	Single socket outlet 單位電插座		5
	Twin socket outlet 雙位電插座		2
	Fused power connection point for electric curtain 有菲士電窗簾接駁點		2
		20A double pole switch for indoor unit 20安培雙極開關供室內機	2



Fittings, Finishes and Appliances 裝置、裝修物料及設備

Schedule of Mechanical and Electrical Provisions of Residential Properties in the Development 發展項目的住宅物業的機電裝置數量說明表

House Sommet 8
Sommet 8 洋房

Location 位置	Exposed Type 外露形	Non-exposed Type 非外露形	House Sommet 8 Sommet 8 洋房
ENSUITE ROOM 3 套房3	TV / FM connection point 電視 / 收音機天線接駁點		1
	Telephone connection point 電話接駁點		1
	Lighting switch 燈掣開關		2
	20A double pole switch 20安培雙極開關		1
	Single socket outlet 單位電插座		2
	Twin socket outlet 雙位電插座		1
	Fused power connection point for electric curtain 有菲士電窗簾接駁點		2
		20A double pole switch for indoor unit 20安培雙極開關供室內機	1
MASTER BATH 主浴室	Single socket outlet 單位電插座		2
		Single socket outlet for thermoelectric refrigerator 單位電插座供熱電製冷雪櫃	1
		Single socket outlet for mirror defroster 單位電插座供鏡面除霧器	1
		Fused power connection point for decoration light 有菲士燈飾接駁點	3
		Fused power connection point for exhaust fan 有菲士抽氣扇電接駁點	1
	Fused power connection point for flush toilet 有菲士座廁接駁點		1
		20A double pole switch for indoor unit 20安培雙極開關供室內機	1
ENSUITE ROOM BATH 3 套房3浴室	Single socket outlet 單位電插座		1
		Fused power connection point for decoration light 有菲士燈飾接駁點	2
		Fused power connection point for exhaust fan 有菲士抽氣扇電接駁點	1
ROOF 天台	Lighting switch 燈掣開關		1
	Single socket outlet 單位電插座		2
	Isolator for outdoor unit 刀制供室內機		2
		Fused power connection point for town gas 有菲士煤氣爐電接駁點	4

Schedule of Mechanical and Electrical Provisions of Residential Properties in the Development
發展項目的住宅物業的機電裝置數量說明表

House Sommet 9
Sommet 9 洋房

Location 位置	Exposed Type 外露形	Non-exposed Type 非外露形	House Sommet 9 Sommet 9 洋房
CARPORT 車庫		Fused power connection point for signage 有菲士燈箱接駁點	1
	Single socket outlet for charger 單位電插座供充電器		2
WATER METER ROOM 水錶房	Lighting switch 燈掣開關		1
	20A double pole switch 20安培雙極開關		1
	Single socket outlet 單位電插座		1
	Fused power connection point for exhaust fan 有菲士抽氣扇電接駁點		1
ELECTRIC METER ROOM 電錶房	Lighting switch 燈掣開關		1
	Fused power connection point for extra-low voltage 有菲士特低電壓接駁點		3
	Single socket outlet 單位電插座		1
LOBBY 大堂	Lighting switch 燈掣開關		2
	Single socket outlet 單位電插座		1
LIVING/DINING ROOM 客/飯廳	TV / FM connection point 電視 / 收音機天線接駁點		2
	Telephone connection point 電話接駁點		2
	Lighting switch 燈掣開關		9
	20A double pole switch 20安培雙極開關		3
	Single socket outlet 單位電插座		4
	Twin socket outlet 雙位電插座		2
	Fused power connection point for electric curtain 有菲士電窗簾接駁點		2
		20A double pole switch for indoor unit 20安培雙極開關供室內機	4
GARDEN 花園	Single socket outlet 單位電插座		1
POWDER ROOM 客廳洗手間	Single socket outlet 單位電插座		1
		Fused power connection point for decoration light 有菲士燈飾接駁點	1
		Fused power connection point for exhaust fan 有菲士抽氣扇電接駁點	1



Fittings, Finishes and Appliances 裝置、裝修物料及設備

Schedule of Mechanical and Electrical Provisions of Residential Properties in the Development
發展項目的住宅物業的機電裝置數量說明表

House Sommet 9
Sommet 9 洋房

Location 位置	Exposed Type 外露形	Non-exposed Type 非外露形	House Sommet 9 Sommet 9 洋房
UTILITY 工作間	TV / FM connection point 電視 / 收音機天線接駁點		1
	Lighting switch 燈掣開關		2
	Single socket outlet 單位電插座		1
	20A double pole switch for indoor unit 20安培雙極開關供室內機		1
KITCHEN 廚房	TV / FM connection point 電視 / 收音機天線接駁點		1
	Twin socket outlet 雙位電插座		3
	Telephone connection point 電話接駁點		1
		Fused power connection point for door bell 有菲士門鐘接駁點	1
		Fused power connection point for cabinet light 有菲士廚櫃燈接駁點	2
		Single socket outlet for refrigerator 單位電插座供雪櫃	2
		Single socket outlet for washer/dryer 單位電插座供洗衣乾衣機	1
		Single socket outlet for cookerhood 單位電插座供抽油煙機	1
		Single socket outlet for gas hob 單位電插座供煤氣爐	2
		20A connection unit outlet for induction hob 20安培電磁爐接駁點	1
		20A connection unit outlet for oven 20安培焗爐接駁點	1
		20A connection unit outlet for combi-steam oven 20安培組合蒸爐接駁點	1
		Single socket outlet for wine cellar 單位電插座供酒櫃	1
		Fused power connection point for exhaust fan 有菲士抽氣扇電接駁點	1
	Water point and drain point for washer/dryer machine 洗衣/乾衣機來去水接駁位	1	
	20A double pole switch for indoor unit 20安培雙極開關供室內機	1	
LAVATORY 洗手間		Fused power connection point for exhaust fan 有菲士抽氣扇電接駁點	1

Schedule of Mechanical and Electrical Provisions of Residential Properties in the Development
發展項目的住宅物業的機電裝置數量說明表

House Sommet 9
Sommet 9 洋房

Location 位置	Exposed Type 外露形	Non-exposed Type 非外露形	House Sommet 9 Sommet 9 洋房
FAMILY 家庭廳	TV / FM connection point 電視 / 收音機天線接駁點		1
	Telephone connection point 電話接駁點		1
	Lighting switch 燈掣開關		4
	Single socket outlet 單位電插座		2
	Twin socket outlet 雙位電插座		1
	Fused power connection point for electric curtain 有菲士電窗簾接駁點		2
		Fused power connection point for door bell 有菲士門鐘接駁點	1
		20A double pole switch for indoor unit 20安培雙極開關供室內機	1
JUNIOR MASTER BEDROOM 少主房	TV / FM connection point 電視 / 收音機天線接駁點		1
	Telephone connection point 電話接駁點		1
	Lighting switch 燈掣開關		3
	20A double pole switch 20安培雙極開關		1
	Single socket outlet 單位電插座		3
	Twin socket outlet 雙位電插座		1
	Fused power connection point for electric curtain 有菲士電窗簾接駁點		2
		20A double pole switch for indoor unit 20安培雙極開關供室內機	2
ENSUITE ROOM 4 套房4	TV / FM connection point 電視 / 收音機天線接駁點		1
	Telephone connection point 電話接駁點		1
	Lighting switch 燈掣開關		2
	20A double pole switch 20安培雙極開關		1
	Single socket outlet 單位電插座		3
	Twin socket outlet 雙位電插座		1
	Fused power connection point for electric curtain 有菲士電窗簾接駁點		2
		20A double pole switch for indoor unit 20安培雙極開關供室內機	1



Fittings, Finishes and Appliances 裝置、裝修物料及設備

Schedule of Mechanical and Electrical Provisions of Residential Properties in the Development 發展項目的住宅物業的機電裝置數量說明表

House Sommet 9
Sommet 9 洋房

Location 位置	Exposed Type 外露形	Non-exposed Type 非外露形	House Sommet 9 Sommet 9 洋房
JUNIOR MASTER BATH 少主浴室	Single socket outlet 單位電插座		1
		Single socket outlet for thermoelectric refrigerator 單位電插座供熱電製冷雪櫃	1
		Fused power connection point for decoration light 有菲士燈飾接駁點	2
		Fused power connection point for exhaust fan 有菲士抽氣扇電接駁點	1
ENSUITE ROOM BATH 4 套房4浴室	Single socket outlet 單位電插座		1
		Fused power connection point for exhaust fan 有菲士抽氣扇電接駁點	1
		Fused power connection point for decoration light 有菲士燈飾接駁點	2
		20A double pole switch for indoor unit 20安培雙極開關供室內機	1
STAIR 樓梯	Lighting switch 燈掣開關		2
	Single socket outlet 單位電插座		1
		Fused power connection point for door bell 有菲士門鐘接駁點	1
		20A double pole switch for indoor unit 20安培雙極開關供室內機	2
MASTER BED- ROOM 主睡房	TV / FM connection point 電視 / 收音機天線接駁點		2
	Telephone connection point 電話接駁點		2
	Lighting switch 燈掣開關		3
	20A double pole switch 20安培雙極開關		1
	Single socket outlet 單位電插座		4
	Twin socket outlet 雙位電插座		2
	Fused power connection point for electric curtain 有菲士電窗簾接駁點		4
		20A double pole switch for indoor unit 20安培雙極開關供室內機	3

Schedule of Mechanical and Electrical Provisions of Residential Properties in the Development
發展項目的住宅物業的機電裝置數量說明表

House Sommet 9
Sommet 9 洋房

Location 位置	Exposed Type 外露形	Non-exposed Type 非外露形	House Sommet 9 Sommet 9 洋房
ENSUITE ROOM 3 套房3	TV / FM connection point 電視 / 收音機天線接駁點		1
	Telephone connection point 電話接駁點		1
	Lighting switch 燈掣開關		2
	20A double pole switch 20安培雙極開關		1
	Single socket outlet 單位電插座		2
	Twin socket outlet 雙位電插座		1
	Fused power connection point for electric curtain 有菲士電窗簾接駁點		2
MASTER BATH 主浴室	Single socket outlet 單位電插座		2
		Single socket outlet for thermoelectric refrigerator 單位電插座供熱電製冷雪櫃	1
		Single socket outlet for for mirror defroster 單位電插座供鏡面除霧器	1
		Fused power connection point for decoration light 有菲士燈飾接駁點	3
		Fused power connection point for exhaust fan 有菲士抽氣扇電接駁點	1
	Fused power connection point for flush toilet 有菲士座廁接駁點		1
		20A double pole switch for indoor unit 20安培雙極開關供室內機	1
ENSUITE ROOM BATH 3 套房3浴室	Single socket outlet 單位電插座		1
		Fused power connection point for decoration light 有菲士燈飾接駁點	2
		Fused power connection point for roof step light 有菲士天台樓梯燈接駁點	1
		Fused power connection point for exhaust fan 有菲士抽氣扇電接駁點	1
ROOF 天台	Lighting switch 燈掣開關		1
	Single socket outlet 單位電插座		2
	Isolator for outdoor unit 刀制供室內機		2
		Fused power connection point for town gas 有菲士煤氣爐電接駁點	4



Fittings, Finishes and Appliances 裝置、裝修物料及設備

Schedule of Mechanical and Electrical Provisions of Residential Properties in the Development
發展項目的住宅物業的機電裝置數量說明表

House Sommet 10
Sommet 10 洋房

Location 位置	Exposed Type 外露形	Non-exposed Type 非外露形	House Sommet 10 Sommet 10 洋房
CARPORT 車庫		Fused power connection point for signage 有菲士燈箱接駁點	1
	Single socket outlet for charger 單位電插座供充電器		2
WATER METER ROOM 水錶房	Lighting switch 燈掣開關		1
	20A double pole switch 20安培雙極開關		1
	Single socket outlet 單位電插座		1
	Fused power connection point for exhaust fan 有菲士抽氣扇電接駁點		1
ELECTRIC METER ROOM 電錶房	Lighting switch 燈掣開關		1
	Fused power connection point for extra-low voltage 有菲士特低電壓接駁點		3
	Single socket outlet 單位電插座		1
LOBBY 大堂	Lighting switch 燈掣開關		2
	Single socket outlet 單位電插座		1
LIVING/DINING ROOM 客/飯廳	TV / FM connection point 電視 / 收音機天線接駁點		2
	Telephone connection point 電話接駁點		2
	Lighting switch 燈掣開關		8
	20A double pole switch 20安培雙極開關		3
	Single socket outlet 單位電插座		5
	Twin socket outlet 雙位電插座		2
		20A double pole switch for indoor unit 20安培雙極開關供室內機	2
	Fused power connection point for electric curtain 有菲士電窗簾接駁點		3
GARDEN 花園	Single socket outlet 單位電插座		1
POWDER ROOM 客廳洗手間	Single socket outlet 單位電插座		1
		Fused power connection point for decoration light 有菲士燈飾接駁點	1
		Fused power connection point for exhaust fan 有菲士抽氣扇電接駁點	1
		20A double pole switch for indoor unit 20安培雙極開關供室內機	1

Schedule of Mechanical and Electrical Provisions of Residential Properties in the Development
發展項目的住宅物業的機電裝置數量說明表

House Sommet 10
Sommet 10 洋房

Location 位置	Exposed Type 外露形	Non-exposed Type 非外露形	House Sommet 10 Sommet 10 洋房
UTILITY 工作間	TV / FM connection point 電視 / 收音機天線接駁點		1
	Lighting switch 燈掣開關		2
	20A double pole switch 20安培雙極開關		1
	Single socket outlet 單位電插座		1
	20A double pole switch for indoor unit 20安培雙極開關供室內機		1
KITCHEN 廚房	TV / FM connection point 電視 / 收音機天線接駁點		1
	Twin socket outlet 雙位電插座		3
	Telephone connection point 電話接駁點		1
		Fused power connection point for door bell 有菲士門鐘接駁點	1
		Fused power connection point for cabinet light 有菲士廚櫃燈接駁點	2
		Single socket outlet for refrigerator 單位電插座供雪櫃	2
		Single socket outlet for washer/dryer 單位電插座供洗衣乾衣機	1
		Single socket outlet for cookerhood 單位電插座供抽油煙機	1
		Single socket outlet for gas hob 單位電插座供煤氣爐	2
		20A connection unit outlet for induction hob 20安培電磁爐接駁點	1
		20A connection unit outlet for oven 20安培焗爐接駁點	1
		20A connection unit outlet for combi-steam oven 20安培組合蒸爐接駁點	1
		Single socket outlet for wine cellar 單位電插座供酒櫃	1
		Fused power connection point for exhaust fan 有菲士抽氣扇電接駁點	1
		Water point and drain point for washer/dryer machine 洗衣/乾衣機來去水接駁位	1
	20A double pole switch for indoor unit 20安培雙極開關供室內機	1	
LAVATORY 洗手間		Fused power connection point for exhaust fan 有菲士抽氣扇電接駁點	1



Fittings, Finishes and Appliances 裝置、裝修物料及設備

Schedule of Mechanical and Electrical Provisions of Residential Properties in the Development
發展項目的住宅物業的機電裝置數量說明表

House Sommet 10
Sommet 10 洋房

Location 位置	Exposed Type 外露形	Non-exposed Type 非外露形	House Sommet 10 Sommet 10 洋房
STAIR 樓梯	Lighting switch 燈掣開關		2
	Single socket outlet 單位電插座		1
		Fused power connection point for door bell 有菲士門鐘接駁點	1
JUNIOR MASTER BEDROOM 少主房	TV / FM connection point 電視 / 收音機天線接駁點		1
	Telephone connection point 電話接駁點		1
	Lighting switch 燈掣開關		3
	20A double pole switch 20安培雙極開關		1
	Single socket outlet 單位電插座		2
	Twin socket outlet 雙位電插座		1
	Fused power connection point for electric curtain 有菲士電窗簾接駁點		2
		20A double pole switch for indoor unit 20安培雙極開關供室內機	1
ENSUITE ROOM 3 套房3	TV / FM connection point 電視 / 收音機天線接駁點		1
	Telephone connection point 電話接駁點		1
	Lighting switch 燈掣開關		2
	20A double pole switch 20安培雙極開關		1
	Single socket outlet 單位電插座		2
	Twin socket outlet 雙位電插座		1
	Fused power connection point for electric curtain 有菲士電窗簾接駁點		2

Schedule of Mechanical and Electrical Provisions of Residential Properties in the Development
發展項目的住宅物業的機電裝置數量說明表

House Sommet 10
Sommet 10 洋房

Location 位置	Exposed Type 外露形	Non-exposed Type 非外露形	House Sommet 10 Sommet 10 洋房
ENSUITE ROOM 4 套房4	TV / FM connection point 電視 / 收音機天線接駁點		1
	Telephone connection point 電話接駁點		1
	Lighting switch 燈掣開關		2
	20A double pole switch 20安培雙極開關		1
	Single socket outlet 單位電插座		2
	Twin socket outlet 雙位電插座		1
	Fused power connection point for electric curtain 有菲士電窗簾接駁點		2
JUNIOR MASTER BATH 少主浴室	Single socket outlet 單位電插座		1
		Fused power connection point for decoration light 有菲士燈飾接駁點	2
		Fused power connection point for exhaust fan 有菲士抽氣扇電接駁點	1
		20A double pole switch for indoor unit 20安培雙極開關供室內機	1
ENSUITE ROOM BATH 3 套房3浴室	Single socket outlet 單位電插座		1
		Fused power connection point for decoration light 有菲士燈飾接駁點	2
		Fused power connection point for exhaust fan 有菲士抽氣扇電接駁點	1
		20A double pole switch for indoor unit 20安培雙極開關供室內機	1
ENSUITE ROOM BATH 4 套房4浴室	Single socket outlet 單位電插座		1
		Fused power connection point for decoration light 有菲士燈飾接駁點	2
		Fused power connection point for exhaust fan 有菲士抽氣扇電接駁點	1
		20A double pole switch for indoor unit 20安培雙極開關供室內機	1



Fittings, Finishes and Appliances 裝置、裝修物料及設備

Schedule of Mechanical and Electrical Provisions of Residential Properties in the Development
發展項目的住宅物業的機電裝置數量說明表

House Sommet 10
Sommet 10 洋房

Location 位置	Exposed Type 外露形	Non-exposed Type 非外露形	House Sommet 10 Sommet 10 洋房
STAIR 樓梯	Lighting switch 燈掣開關		2
	Single socket outlet 單位電插座		1
		Fused power connection point for roof step light 有菲士天台樓梯燈接駁點	1
		Fused power connection point for door bell 有菲士門鐘接駁點	1
		20A double pole switch for indoor unit 20安培雙極開關供室內機	1
MASTER BED- ROOM 主睡房	TV / FM connection point 電視 / 收音機天線接駁點		1
	Telephone connection point 電話接駁點		1
	Lighting switch 燈掣開關		3
	Single socket outlet 單位電插座		3
	Twin socket outlet 雙位電插座		1
	Fused power connection point for electric curtain 有菲士電窗簾接駁點		5
		20A double pole switch for indoor unit 20安培雙極開關供室內機	3
MASTER BATH 主浴室	Single socket outlet 單位電插座		2
		Single socket outlet for thermoelectric refrigerator 單位電插座供熱電製冷雪櫃	1
		Single socket outlet for for mirror defroster 單位電插座供鏡面除霧器	1
		Fused power connection point for decoration light 有菲士燈飾接駁點	3
		Fused power connection point for exhaust fan 有菲士抽氣扇電接駁點	1
	Fused power connection point for flush toilet 有菲士座廁接駁點		1
		20A double pole switch for indoor unit 20安培雙極開關供室內機	1
ROOF 天台	Lighting switch 燈掣開關		1
	Single socket outlet 單位電插座		2
	Isolator for outdoor unit 刀制供室內機		2
		Fused power connection point for town gas 有菲士煤氣爐電接駁點	4

Schedule of Mechanical and Electrical Provisions of Residential Properties in the Development
發展項目的住宅物業的機電裝置數量說明表

House Sommet 11, House Sommet 12 & House Sommet 15
Sommet 11 洋房、Sommet 12 洋房及 Sommet 15 洋房

Location 位置	Exposed Type 外露形	Non-exposed Type 非外露形	House Sommet 11, House Sommet 12 & House Sommet 15 Sommet 11 洋房、Sommet 12 洋房及 Sommet 15 洋房
CARPORT 車庫		Fused power connection point for signage 有菲士燈箱接駁點	1
	Single socket outlet for charger 單位電插座供充電器		2
WATER METER ROOM 水錶房	Lighting switch 燈掣開關		1
	20A double pole switch 20安培雙極開關		1
	Single socket outlet 單位電插座		1
	Fused power connection point for exhaust fan 有菲士抽氣扇電接駁點		1
ELECTRIC METER ROOM 電錶房	Lighting switch 燈掣開關		1
	Fused power connection point for extra-low voltage 有菲士特低電壓接駁點		3
	Single socket outlet 單位電插座		1
LOBBY 大堂	Lighting switch 燈掣開關		2
	Single socket outlet 單位電插座		1
LIVING/DINING ROOM 客/飯廳	TV / FM connection point 電視 / 收音機天線接駁點		3
	Telephone connection point 電話接駁點		3
	Lighting switch 燈掣開關		9
	20A double pole switch 20安培雙極開關		3
	Single socket outlet 單位電插座		4
	Twin socket outlet 雙位電插座		3
		20A double pole switch for indoor unit 20安培雙極開關供室內機	3
	Fused power connection point for electric curtain 有菲士電窗簾接駁點		2
GARDEN 花園	Single socket outlet 單位電插座		1
POWDER ROOM 客廳洗手間	Single socket outlet 單位電插座		1
		Fused power connection point for decoration light 有菲士燈飾接駁點	1
		Fused power connection point for exhaust fan 有菲士抽氣扇電接駁點	1



Fittings, Finishes and Appliances 裝置、裝修物料及設備

Schedule of Mechanical and Electrical Provisions of Residential Properties in the Development
發展項目的住宅物業的機電裝置數量說明表

House Sommet 11, House Sommet 12 & House Sommet 15
Sommet 11 洋房、Sommet 12 洋房及Sommet 15 洋房

Location 位置	Exposed Type 外露形	Non-exposed Type 非外露形	House Sommet 11, House Sommet 12 & House Sommet 15 Sommet 11 洋房、Sommet 12 洋房及Sommet 15 洋房
UTILITY 工作間	TV / FM connection point 電視 / 收音機天線接駁點		1
	Lighting switch 燈掣開關		2
	20A double pole switch 20安培雙極開關		1
	20A double pole switch for indoor unit 20安培雙極開關供室內機		1
	Single socket outlet 單位電插座		1
KITCHEN 廚房	TV / FM connection point 電視 / 收音機天線接駁點		1
	Twin socket outlet 雙位電插座		3
	Telephone connection point 電話接駁點		1
		Fused power connection point for door bell 有菲士門鐘接駁點	1
		Fused power connection point for cabinet light 有菲士廚櫃燈接駁點	2
		Single socket outlet for refrigerator 單位電插座供雪櫃	2
		Single socket outlet for washer/dryer 單位電插座供洗衣乾衣機	1
		Single socket outlet for cookerhood 單位電插座供抽油煙機	1
		Single socket outlet for gas hob 單位電插座供煤氣爐	2
		20A connection unit outlet for induction hob 20安培電磁爐接駁點	1
		20A connection unit outlet for oven 20安培焗爐接駁點	1
		20A connection unit outlet for combi-steam oven 20安培組合蒸爐接駁點	1
		Single socket outlet for wine cellar 單位電插座供酒櫃	1
		Fused power connection point for exhaust fan 有菲士抽氣扇電接駁點	1
	Water point and drain point for washer/dryer machine 洗衣/乾衣機來去水接駁位	1	
	20A double pole switch for indoor unit 20安培雙極開關供室內機	1	
LAVATORY 洗手間		Fused power connection point for exhaust fan 有菲士抽氣扇電接駁點	1

Schedule of Mechanical and Electrical Provisions of Residential Properties in the Development
發展項目的住宅物業的機電裝置數量說明表

House Sommet 11, House Sommet 12 & House Sommet 15
Sommet 11 洋房、Sommet 12 洋房及Sommet 15 洋房

Location 位置	Exposed Type 外露形	Non-exposed Type 非外露形	House Sommet 11, House Sommet 12 & House Sommet 15 Sommet 11 洋房、Sommet 12 洋房及Sommet 15 洋房
FAMILY 家庭廳	TV / FM connection point 電視 / 收音機天線接駁點		1
	Telephone connection point 電話接駁點		1
	Lighting switch 燈掣開關		4
	Single socket outlet 單位電插座		2
	Twin socket outlet 雙位電插座		1
	Fused power connection point for electric curtain 有菲士電窗簾接駁點		2
		Fused power connection point for door bell 有菲士門鐘接駁點	1
JUNIOR MASTER BEDROOM 少主房	TV / FM connection point 電視 / 收音機天線接駁點		1
	Telephone connection point 電話接駁點		1
	Lighting switch 燈掣開關		3
	20A double pole switch 20安培雙極開關		1
	Single socket outlet 單位電插座		2
	Twin socket outlet 雙位電插座		1
	Fused power connection point for electric curtain 有菲士電窗簾接駁點		2
BEDROOM 4 睡房4	TV / FM connection point 電視 / 收音機天線接駁點		1
	Telephone connection point 電話接駁點		1
	Lighting switch 燈掣開關		3
	20A double pole switch 20安培雙極開關		1
	Single socket outlet 單位電插座		1
	Twin socket outlet 雙位電插座		1
	Fused power connection point for electric curtain 有菲士電窗簾接駁點		2
		20A double pole switch for indoor unit 20安培雙極開關供室內機	1



Fittings, Finishes and Appliances 裝置、裝修物料及設備

Schedule of Mechanical and Electrical Provisions of Residential Properties in the Development
發展項目的住宅物業的機電裝置數量說明表

House Sommet 11, House Sommet 12 & House Sommet 15
Sommet 11 洋房、Sommet 12 洋房及Sommet 15 洋房

Location 位置	Exposed Type 外露形	Non-exposed Type 非外露形	House Sommet 11, House Sommet 12 & House Sommet 15 Sommet 11 洋房、Sommet 12 洋房及Sommet 15 洋房
JUNIOR MASTER BATH 少主浴室	Single socket outlet 單位電插座		1
		Single socket outlet for thermoelectric refrigerator 單位電插座供熱電製冷雪櫃	1
		Fused power connection point for decoration light 有菲士燈飾接駁點	2
		Fused power connection point for exhaust fan 有菲士抽氣扇電接駁點	1
		20A double pole switch for indoor unit 20安培雙極開關供室內機	3
BEDROOM BATH 4 睡房4浴室	Single socket outlet 單位電插座		1
		Fused power connection point for decoration light 有菲士燈飾接駁點	2
		Fused power connection point for exhaust fan 有菲士抽氣扇電接駁點	1
STAIR 樓梯	Lighting switch 燈掣開關		1
	Single socket outlet 單位電插座		1
		20A double pole switch for indoor unit 20安培雙極開關供室內機	1
		Fused power connection point for door bell 有菲士門鐘接駁點	1
MASTER BED-ROOM 主睡房	TV / FM connection point 電視 / 收音機天線接駁點		2
	Telephone connection point 電話接駁點		2
	Lighting switch 燈掣開關		3
	20A double pole switch 20安培雙極開關		1
	Single socket outlet 單位電插座		4
	Twin socket outlet 雙位電插座		2
	Fused power connection point for electric curtain 有菲士電窗簾接駁點		2
		20A double pole switch for indoor unit 20安培雙極開關供室內機	1

Schedule of Mechanical and Electrical Provisions of Residential Properties in the Development
發展項目的住宅物業的機電裝置數量說明表

House Sommet 11, House Sommet 12 & House Sommet 15
Sommet 11 洋房、Sommet 12 洋房及Sommet 15 洋房

Location 位置	Exposed Type 外露形	Non-exposed Type 非外露形	House Sommet 11, House Sommet 12 & House Sommet 15 Sommet 11 洋房、Sommet 12 洋房及Sommet 15 洋房
ENSUITE ROOM 3 套房3	TV / FM connection point 電視 / 收音機天線接駁點		1
	Telephone connection point 電話接駁點		1
	Lighting switch 燈掣開關		2
	Single socket outlet 單位電插座		2
	Twin socket outlet 雙位電插座		1
	Fused power connection point for electric curtain 有菲士電窗簾接駁點		2
		20A double pole switch for indoor unit 20安培雙極開關供室內機	1
MASTER BATH 主浴室	Single socket outlet 單位電插座		2
		Single socket outlet for thermoelectric refrigerator 單位電插座供熱電製冷雪櫃	1
		Single socket outlet for for mirror defroster 單位電插座供鏡面除霧器	1
		Fused power connection point for decoration light 有菲士燈飾接駁點	3
		Fused power connection point for roof step light 有菲士天台樓梯燈接駁點	1
		Fused power connection point for exhaust fan 有菲士抽氣扇電接駁點	1
	Fused power connection point for flush toilet 有菲士座廁接駁點		1
		20A double pole switch for indoor unit 20安培雙極開關供室內機	2
ENSUITE ROOM BATH 3 套房3浴室	Single socket outlet 單位電插座		1
		Fused power connection point for decoration light 有菲士燈飾接駁點	2
		Fused power connection point for exhaust fan 有菲士抽氣扇電接駁點	1
ROOF 天台	Lighting switch 燈掣開關		1
	Single socket outlet 單位電插座		2
	Isolator for outdoor unit 刀制供室內機		2
		Fused power connection point for town gas 有菲士煤氣爐電接駁點	4



Fittings, Finishes and Appliances 裝置、裝修物料及設備

Schedule of Mechanical and Electrical Provisions of Residential Properties in the Development 發展項目的住宅物業的機電裝置數量說明表

Apex 1
Apex 1 座

Location 位置	Exposed Type 外露形	Non-exposed Type 非外露形	G/F & 1/F (Duplex) 地面層及1樓 (複式)	2/F 2樓
			C	A
LIVING / DINING ROOM 客/飯廳	TV / FM connection point 電視 / 收音機天線接駁點		2	3
	Telephone connection point 電話接駁點		2	3
	Lighting switch 燈掣開關		8	7
	20A double pole switch 20安培雙極開關		3	4
	Single socket outlet 單位電插座		5	5
	Twin socket outlet 雙位電插座		2	3
	Fused power connection point for electric curtain 有菲士電窗簾接駁點		2	2
		20A double pole switch for indoor unit 20安培雙極開關供室內機	3	2
STORE 士多房	TV / FM connection point 電視 / 收音機天線接駁點		/	-
	Telephone connection point 電話接駁點		/	-
	Lighting switch 燈掣開關		/	1
	Single socket outlet 單位電插座		/	1
	Twin socket outlet 雙位電插座		/	-
	20A double pole switch for indoor unit 20安培雙極開關供室內機		/	1
ENSUITE ROOM 2 套房2	TV / FM connection point 電視 / 收音機天線接駁點		1	/
	Telephone connection point 電話接駁點		1	/
	Lighting switch 燈掣開關		2	/
	20A double pole switch 20安培雙極開關		1	/
	Single socket outlet 單位電插座		3	/
	Twin socket outlet 雙位電插座		1	/
	20A double pole switch for indoor unit 20安培雙極開關供室內機		1	/

Note:

1. The symbol "/" as shown in the above table denotes "Not applicable".
2. The symbol "-" as shown in the above table denotes "Not provided".

2/F 2樓	2/F & 3/F (Duplex) 2樓及3樓 (複式)		3/F 3樓		5/F 5樓	5/F & 6/F (Duplex) 5樓及6樓 (複式)		6/F 6樓
	D	B	C	A	D	A	B	C
3	2	2	3	3	3	2	2	4
3	2	2	3	3	3	2	2	4
7	6	7	7	7	9	7	7	8
4	3	3	4	4	5	3	3	4
5	5	5	5	5	3	5	5	2
3	2	2	3	3	3	2	2	4
2	3	2	2	2	2	3	2	2
2	4	3	2	2	3	4	3	3
-	/	/	-	-	/	/	/	1
-	/	/	-	-	/	/	/	1
1	/	/	1	1	/	/	/	1
1	/	/	1	1	/	/	/	-
-	/	/	-	-	/	/	/	1
1	/	/	1	1	/	/	/	-
/	1	1	/	/	1	1	1	1
/	1	1	/	/	1	1	1	1
/	2	2	/	/	2	2	2	2
/	1	1	/	/	1	1	1	1
/	3	3	/	/	2	3	3	2
/	1	1	/	/	1	1	1	1
/	1	1	/	/	1	1	1	1

備註：
1. 上表“/”代表“不適用”。
2. 上表內之“-”代表“不提供”。



Fittings, Finishes and Appliances 裝置、裝修物料及設備

Schedule of Mechanical and Electrical Provisions of Residential Properties in the Development 發展項目的住宅物業的機電裝置數量說明表

Apex 1
Apex 1 座

Location 位置	Exposed Type 外露形	Non-exposed Type 非外露形	G/F & 1/F (Duplex) 地面層及1樓 (複式)	2/F 2樓
			C	A
BEDROOM 2 睡房2	TV / FM connection point 電視 / 收音機天線接駁點		/	1
	Telephone connection point 電話接駁點		/	1
	Lighting switch 燈掣開關		/	1
	Single socket outlet 單位電插座		/	2
	Twin socket outlet 雙位電插座		/	1
	20A double pole switch for indoor unit 20安培雙極開關供室內機		/	1
BEDROOM 3 睡房3	TV / FM connection point 電視 / 收音機天線接駁點		1	1
	Telephone connection point 電話接駁點		1	1
	Lighting switch 燈掣開關		1	1
	Single socket outlet 單位電插座		3	2
	Twin socket outlet 雙位電插座		1	1
	20A double pole switch for indoor unit 20安培雙極開關供室內機		1	1
BEDROOM 4 睡房4	TV / FM connection point 電視 / 收音機天線接駁點		1	/
	Telephone connection point 電話接駁點		1	/
	Lighting switch 燈掣開關		1	/
	Single socket outlet 單位電插座		3	/
	Twin socket outlet 雙位電插座		1	/
	20A double pole switch for indoor unit 20安培雙極開關供室內機		1	/

Note:

1. The symbol "/" as shown in the above table denotes "Not applicable".
2. The symbol "-" as shown in the above table denotes "Not provided".

2/F 2樓	2/F & 3/F (Duplex) 2樓及3樓 (複式)		3/F 3樓		5/F 5樓	5/F & 6/F (Duplex) 5樓及6樓 (複式)			6/F 6樓
	D	B	C	A		D	A	B	
1	/	/	1	1	/	/	/	/	/
1	/	/	1	1	/	/	/	/	/
1	/	/	1	1	/	/	/	/	/
2	/	/	2	2	/	/	/	/	/
1	/	/	1	1	/	/	/	/	/
1	/	/	1	1	/	/	/	/	/
1	1	1	1	1	1	1	1	1	1
1	1	1	1	1	1	1	1	1	1
1	1	1	1	1	1	1	1	1	1
2	3	3	2	2	2	3	3	2	2
1	1	1	1	1	1	1	1	1	1
1	1	1	1	1	1	1	1	1	1
/	1	1	/	/	1	1	1	1	1
/	1	1	/	/	1	1	1	1	1
/	1	1	/	/	1	1	1	1	1
/	3	3	/	/	2	3	3	2	2
/	1	1	/	/	1	1	1	1	1
/	1	1	/	/	1	1	1	1	1

備註：
1. 上表“/”代表“不適用”。
2. 上表內之“-”代表“不提供”。



Fittings, Finishes and Appliances 裝置、裝修物料及設備

Schedule of Mechanical and Electrical Provisions of Residential Properties in the Development 發展項目的住宅物業的機電裝置數量說明表

Apex 1
Apex 1 座

Location 位置	Exposed Type 外露形	Non-exposed Type 非外露形	G/F & 1/F (Duplex) 地面層及1樓 (複式)	2/F 2樓
			C	A
MASTER BEDROOM 主睡房	TV / FM connection point 電視 / 收音機天線接駁點		2	1
	Telephone connection point 電話接駁點		2	1
	Lighting switch 燈掣開關		3	3
	20A double pole switch 20安培雙極開關		1	1
	Single socket outlet 單位電插座		4	3
	Twin socket outlet 雙位電插座		2	1
	20A double pole switch for indoor unit 20安培雙極開關供室內機		2	1
	Fused power connection point for electric curtain 有菲士電窗簾接駁點		1	1
UTILITY 工作間	TV / FM connection point 電視 / 收音機天線接駁點		1	1
	Lighting switch 燈掣開關		2	2
	20A double pole switch 20安培雙極開關		1	1
	Single socket outlet 單位電插座		1	1
	20A double pole switch for indoor unit 20安培雙極開關供室內機		1	1
	Fused power connection point for extra-low voltage 有菲士特低電壓接駁點		1	-
CORRIDOR 走廊	Lighting switch 燈掣開關		3	/
	20A double pole switch 20安培雙極開關		2	/
	Single socket outlet 單位電插座		1	/
	Fused power connection point for door bell 有菲士門鐘接駁點		1	/
		Fused power connection point for door bell 有菲士門鐘接駁點	-	/
		Fused power connection point for roof step light 有菲士天台樓梯燈接駁點	-	/

Note:

1. The symbol "/" as shown in the above table denotes "Not applicable".
2. The symbol "-" as shown in the above table denotes "Not provided".

2/F 2樓	2/F & 3/F (Duplex) 2樓及3樓 (複式)		3/F 3樓		5/F 5樓	5/F & 6/F (Duplex) 5樓及6樓 (複式)		6/F 6樓
	D	B	C	A	D	A	B	C
1	2	2	1	1	2	2	2	2
1	2	2	1	1	2	2	2	2
2	3	3	3	2	4	3	3	4
1	1	1	1	1	1	1	1	1
3	4	4	3	3	3	4	4	3
1	2	2	1	1	2	2	2	2
1	2	2	1	1	2	2	2	2
1	1	1	1	1	1	1	1	1
1	1	1	1	1	1	1	1	1
2	2	2	2	2	2	2	2	2
1	1	1	1	1	1	1	1	1
1	1	1	1	1	1	1	1	1
1	1	1	1	1	1	1	1	1
-	-	-	-	-	-	-	-	-
/	3	3	/	/	/	4	4	/
/	2	2	/	/	/	2	2	/
/	-	1	/	/	/	-	-	/
/	-	1	/	/	/	-	-	/
/	1	-	/	/	/	1	1	/
/	-	-	/	/	/	1	1	/

備註：
1. 上表“/”代表“不適用”。
2. 上表內之“-”代表“不提供”。



Fittings, Finishes and Appliances 裝置、裝修物料及設備

Schedule of Mechanical and Electrical Provisions of Residential Properties in the Development 發展項目的住宅物業的機電裝置數量說明表

Apex 1
Apex 1 座

Location 位置	Exposed Type 外露形	Non-exposed Type 非外露形	G/F & 1/F (Duplex) 地面層及1樓 (複式)	2/F 2樓
			C	A
KITCHEN 廚房	Twin socket outlet 雙位電插座		2	3
	Telephone connection point 電話接駁點		1	1
		Fused power connection point for door bell 有菲士門鐘接駁點	1	1
		Fused power connection point for cabinet light 有菲士廚櫃燈接駁點	1	1
		Single socket outlet for refrigerator 單位電插座供雪櫃	2	1
		Single socket outlet for washer/dryer 單位電插座供洗衣乾衣機	1	-
		Single socket outlet for cookerhood 單位電插座供抽油煙機	1	1
		Single socket outlet for gas hob 單位電插座供煤氣爐	2	2
		20A connection unit outlet for induction hob 20安培電磁爐接駁點	1	1
		20A connection unit outlet for oven 20安培焗爐接駁點	1	1
		20A connection unit outlet for combi-steam oven 20安培組合蒸爐接駁點	1	1
		Single socket outlet for wine cellar 單位電插座供酒櫃	1	1
		Fused power connection point for town gas 有菲士煤氣爐電接駁點	1	2
		Fused power connection point for exhaust fan 有菲士抽氣扇電接駁點	1	1
		20A double pole switch for indoor unit 20安培雙極開關供室內機	1	1
LAVATORY 洗手間		Fused power connection point for exhaust fan 有菲士抽氣扇電接駁點	1	1
POWDER ROOM 客廳洗手間	Lighting switch 燈掣開關		-	
	20A double pole switch 20安培雙極開關		-	
	Single socket outlet 單位電插座		1	
		Fused power connection point for decoration light 有菲士燈飾接駁點	1	
		Fused power connection point for exhaust fan 有菲士抽氣扇電接駁點	1	

Note:

1. The symbol "/" as shown in the above table denotes "Not applicable".
2. The symbol "-" as shown in the above table denotes "Not provided".



Fittings, Finishes and Appliances 裝置、裝修物料及設備

Schedule of Mechanical and Electrical Provisions of Residential Properties in the Development 發展項目的住宅物業的機電裝置數量說明表

Apex 1
Apex 1 座

Location 位置	Exposed Type 外露形	Non-exposed Type 非外露形	G/F & 1/F (Duplex) 地面層及1樓 (複式)	2/F 2樓
			C	A
BATH 浴室	Single socket outlet 單位電插座		1	1
		Fused power connection point for decoration light 有菲士燈飾接駁點	2	2
		Fused power connection point for exhaust fan 有菲士抽氣扇電接駁點	1	1
		Fused power connection point for dehumidifier 有菲士抽濕機電接駁點	1	1
		Fused power connection point for roof step light 有菲士天台樓梯燈接駁點	-	-
ENSUITE ROOM BATH 2 套房2浴室	Single socket outlet 單位電插座		1	
		Fused power connection point for decoration light 有菲士燈飾接駁點	2	
		Fused power connection point for exhaust fan 有菲士抽氣扇電接駁點	1	
MASTER BATH 主浴室	Single socket outlet 單位電插座		1	1
		Fused power connection point for decoration light 有菲士燈飾接駁點	2	2
		Fused power connection point for town gas 有菲士煤氣爐電接駁點	2	-
		Fused power connection point for exhaust fan 有菲士抽氣扇電接駁點	1	1
A/C PLANT ROOM A 冷氣機房A	Lighting switch 燈掣開關		1	
	Isolator for outdoor unit 刀制供室內機		6	
	Fused power connection point for town gas 有菲士煤氣爐電接駁點		-	
	Single socket outlet 單位電插座		1	
A/C PLANT ROOM B 冷氣機房B	Lighting switch 燈掣開關			
	Isolator for outdoor unit 刀制供室內機			
	Single socket outlet 單位電插座			
FLAT ROOF 平台	Single socket outlet 單位電插座			1

Note:

1. The symbol "/" as shown in the above table denotes "Not applicable".
2. The symbol "-" as shown in the above table denotes "Not provided".

2/F 2樓	2/F & 3/F (Duplex) 2樓及3樓 (複式)		3/F 3樓		5/F 5樓	5/F & 6/F (Duplex) 5樓及6樓 (複式)		6/F 6樓	
	D	B	C	A		D	A		B
1	1	1	1	1	1	1	1	1	1
2	2	2	2	2	2	2	2	2	2
1	1	1	1	1	1	1	1	1	1
1	1	1	1	1	1	1	1	1	1
-	-	-	-	-	-	-	-	-	1
/	1	1	/	/	1	1	1	1	1
/	2	2	/	/	2	2	2	2	2
/	1	1	/	/	1	1	1	1	1
1	1	1	1	1	1	1	1	1	1
2	2	2	2	2	2	2	2	2	2
-	-	2	-	-	1	-	2	1	1
1	1	1	1	1	1	1	1	1	1
/	1	1	/	/	1	1	1	/	/
/	5	1	/	/	2	6	3	/	/
/	3	-	/	/	-	3	-	/	/
/	1	1	/	/	1	1	1	/	/
/	1	1	/	/	/	/	/	/	/
/	5	2	/	/	/	/	/	/	/
/	1	1	/	/	/	/	/	/	/
1	/	/	/	/	-	/	/	/	/

備註：
1. 上表“/”代表“不適用”。
2. 上表內之“-”代表“不提供”。



Fittings, Finishes and Appliances 裝置、裝修物料及設備

Schedule of Mechanical and Electrical Provisions of Residential Properties in the Development 發展項目的住宅物業的機電裝置數量說明表

Apex 1
Apex 1 座

Location 位置	Exposed Type 外露形	Non-exposed Type 非外露形	G/F & 1/F (Duplex) 地面層及1樓 (複式)	2/F 2樓
			C	A
BALCONY 露台	Single socket outlet 單位電插座		-	
ROOF 天台	Lighting switch 燈掣開關			
	Single socket outlet 單位電插座			
GARDEN 花園	Single socket outlet 單位電插座		1	

Note:

1. The symbol "/" as shown in the above table denotes "Not applicable".
2. The symbol "-" as shown in the above table denotes "Not provided".

2/F 2樓	2/F & 3/F (Duplex) 2樓及3樓 (複式)		3/F 3樓		5/F 5樓	5/F & 6/F (Duplex) 5樓及6樓 (複式)		6/F 6樓
D	B	C	A	D	A	B	C	A
	-	-	1	1	-	-	-	-
						1	1	1
						2	2	2

備註：
1. 上表“/”代表“不適用”。
2. 上表內之“-”代表“不提供”。



Fittings, Finishes and Appliances 裝置、裝修物料及設備

Schedule of Mechanical and Electrical Provisions of Residential Properties in the Development 發展項目的住宅物業的機電裝置數量說明表

Apex 2
Apex 2 座

Location 位置	Exposed Type 外露形	Non-exposed Type 非外露形	G/F & 1/F (Duplex) 地面層及1樓 (複式)	
			B	C
LIVING / DINING ROOM 客/飯廳	TV / FM connection point 電視 / 收音機天線接駁點		2	2
	Telephone connection point 電話接駁點		2	2
	Lighting switch 燈掣開關		8	8
	20A double pole switch 20安培雙極開關		3	3
	Single socket outlet 單位電插座		5	5
	Twin socket outlet 雙位電插座		2	2
	Fused power connection point for electric curtain 有菲士電窗簾接駁點		2	2
		20A double pole switch for indoor unit 20安培雙極開關供室內機	3	3
STORE 士多房	TV / FM connection point 電視 / 收音機天線接駁點			
	Telephone connection point 電話接駁點			
	Lighting switch 燈掣開關			
	Single socket outlet 單位電插座			
	Twin socket outlet 雙位電插座			
	20A double pole switch for indoor unit 20安培雙極開關供室內機			
ENSUITE ROOM 2 套房2	TV / FM connection point 電視 / 收音機天線接駁點		1	1
	Telephone connection point 電話接駁點		1	1
	Lighting switch 燈掣開關		2	2
	20A double pole switch 20安培雙極開關		1	1
	Single socket outlet 單位電插座		3	3
	Twin socket outlet 雙位電插座		1	1
	20A double pole switch for indoor unit 20安培雙極開關供室內機		1	1

Note:

1. The symbol "/" as shown in the above table denotes "Not applicable".
2. The symbol "-" as shown in the above table denotes "Not provided".

2/F 2樓			3/F 3樓			5/F 5樓		6/F 6樓	
A	B	D	A	B	D	A	B	A	B
3	2	3	3	2	3	3	2	3	2
3	2	3	3	2	3	3	2	3	2
7	8	7	7	7	7	9	7	8	8
4	4	4	4	4	4	5	4	4	4
5	3	5	5	3	5	3	3	2	3
3	2	3	3	2	3	3	2	3	2
2	2	2	2	2	2	2	2	2	2
2	3	2	2	3	2	3	3	3	3
-	/	-	-	/	-	/	/	1	/
-	/	-	-	/	-	/	/	1	/
1	/	1	1	/	1	/	/	1	/
1	/	1	1	/	1	/	/	-	/
-	/	-	-	/	-	/	/	1	/
1	/	1	1	/	1	/	/	-	/
/	1	/	/	1	/	1	1	1	1
/	1	/	/	1	/	1	1	1	1
/	2	/	/	2	/	2	2	2	2
/	1	/	/	1	/	1	1	1	1
/	2	/	/	2	/	2	2	2	2
/	1	/	/	1	/	1	1	1	1
/	1	/	/	1	/	1	1	1	1

備註：
1. 上表“/”代表“不適用”。
2. 上表內之“-”代表“不提供”。



Fittings, Finishes and Appliances 裝置、裝修物料及設備

Schedule of Mechanical and Electrical Provisions of Residential Properties in the Development
發展項目的住宅物業的機電裝置數量說明表

Apex 2
Apex 2 座

Location 位置	Exposed Type 外露形	Non-exposed Type 非外露形	G/F & 1/F (Duplex) 地面層及1樓 (複式)	
			B	C
BEDROOM 2 睡房2	TV / FM connection point 電視 / 收音機天線接駁點			
	Telephone connection point 電話接駁點			
	Lighting switch 燈掣開關			
	Single socket outlet 單位電插座			
	Twin socket outlet 雙位電插座			
	20A double pole switch for indoor unit 20安培雙極開關供室內機			
BEDROOM 3 睡房3	TV / FM connection point 電視 / 收音機天線接駁點		1	1
	Telephone connection point 電話接駁點		1	1
	Lighting switch 燈掣開關		1	1
	Single socket outlet 單位電插座		3	3
	Twin socket outlet 雙位電插座		1	1
	20A double pole switch for indoor unit 20安培雙極開關供室內機		1	1
BEDROOM 4 睡房4	TV / FM connection point 電視 / 收音機天線接駁點		1	1
	Telephone connection point 電話接駁點		1	1
	Lighting switch 燈掣開關		1	1
	Single socket outlet 單位電插座		3	3
	Twin socket outlet 雙位電插座		1	1
	20A double pole switch for indoor unit 20安培雙極開關供室內機		1	1

Note:

1. The symbol "/" as shown in the above table denotes "Not applicable".
2. The symbol "-" as shown in the above table denotes "Not provided".

2/F 2樓			3/F 3樓			5/F 5樓		6/F 6樓	
A	B	D	A	B	D	A	B	A	B
1	/	1	1	/	1	/	/	/	/
1	/	1	1	/	1	/	/	/	/
1	/	1	1	/	1	/	/	/	/
2	/	2	2	/	2	/	/	/	/
1	/	1	1	/	1	/	/	/	/
1	/	1	1	/	1	/	/	/	/
1	1	1	1	1	1	1	1	1	1
1	1	1	1	1	1	1	1	1	1
1	1	1	1	1	1	1	1	1	1
2	2	2	2	2	2	2	2	2	2
1	1	1	1	1	1	1	1	1	1
1	1	1	1	1	1	1	1	1	1
/	1	/	/	1	/	1	1	1	1
/	1	/	/	1	/	1	1	1	1
/	1	/	/	1	/	1	1	1	1
/	2	/	/	2	/	2	2	2	2
/	1	/	/	1	/	1	1	1	1
/	1	/	/	1	/	1	1	1	1

備註：
1. 上表“/”代表“不適用”。
2. 上表內之“-”代表“不提供”。



Fittings, Finishes and Appliances 裝置、裝修物料及設備

Schedule of Mechanical and Electrical Provisions of Residential Properties in the Development 發展項目的住宅物業的機電裝置數量說明表

Apex 2
Apex 2 座

Location 位置	Exposed Type 外露形	Non-exposed Type 非外露形	G/F & 1/F (Duplex) 地面層及1樓 (複式)	
			B	C
MASTER BEDROOM 主睡房	TV / FM connection point 電視 / 收音機天線接駁點		2	2
	Telephone connection point 電話接駁點		2	2
	Lighting switch 燈掣開關		3	3
	20A double pole switch 20安培雙極開關		1	1
	Single socket outlet 單位電插座		4	4
	Twin socket outlet 雙位電插座		2	2
	Fused power connection point for electric curtain 有菲士電窗簾接駁點		1	1
	20A double pole switch for indoor unit 20安培雙極開關供室內機		2	2
UTILITY 工作間	TV / FM connection point 電視 / 收音機天線接駁點		1	1
	Lighting switch 燈掣開關		2	2
	20A double pole switch 20安培雙極開關		1	1
	Single socket outlet 單位電插座		1	1
	20A double pole switch for indoor unit 20安培雙極開關供室內機		1	1
	Fused power connection point for extra-low voltage 有菲士特低電壓接駁點		1	1
CORRIDOR 走廊	Lighting switch 燈掣開關		3	3
	20A double pole switch 20安培雙極開關		2	2
	Single socket outlet 單位電插座		1	1
		Fused power connection point for door bell 有菲士門鐘接駁點	1	1

Note:

1. The symbol "/" as shown in the above table denotes "Not applicable".
2. The symbol "-" as shown in the above table denotes "Not provided".

2/F 2樓			3/F 3樓			5/F 5樓		6/F 6樓	
A	B	D	A	B	D	A	B	A	B
1	2	1	1	2	1	2	2	2	2
1	2	1	1	2	1	2	2	2	2
2	4	3	2	4	3	4	4	4	4
1	1	1	1	1	1	1	1	1	1
3	4	3	3	4	3	3	4	3	4
1	2	1	1	2	1	2	2	2	2
1	1	1	1	1	1	1	1	1	1
1	2	1	1	2	1	2	2	2	2
1	1	1	1	1	1	1	1	1	1
2	2	2	2	2	2	2	2	2	2
1	1	1	1	1	1	1	1	1	1
1	1	1	1	1	1	1	1	1	1
1	1	1	1	1	1	1	1	1	1
-	-	-	-	-	-	-	-	-	-

備註：
1. 上表“/”代表“不適用”。
2. 上表內之“-”代表“不提供”。



Fittings, Finishes and Appliances 裝置、裝修物料及設備

Schedule of Mechanical and Electrical Provisions of Residential Properties in the Development 發展項目的住宅物業的機電裝置數量說明表

Apex 2
Apex 2 座

Location 位置	Exposed Type 外露形	Non-exposed Type 非外露形	G/F & 1/F (Duplex) 地面層及1樓 (複式)	
			B	C
KITCHEN 廚房	Lighting switch 燈掣開關		-	-
	Twin socket outlet 雙位電插座		2	2
	Telephone connection point 電話接駁點		1	1
		Fused power connection point for door bell 有菲士門鐘接駁點	1	1
		Fused power connection point for cabinet light 有菲士廚櫃燈接駁點	1	1
		Single socket outlet for refrigerator 單位電插座供雪櫃	2	2
		Single socket outlet for washer/dryer 單位電插座供洗衣乾衣機	1	1
		Single socket outlet for cookerhood 單位電插座供抽油煙機	1	1
		Single socket outlet for gas hob 單位電插座供煤氣爐	2	2
		20A connection unit outlet for induction hob 20安培電磁爐接駁點	1	1
		20A connection unit outlet for oven 20安培焗爐接駁點	1	1
		20A connection unit outlet for combi-steam oven 20安培組合蒸爐接駁點	1	1
		Single socket outlet for wine cellar 單位電插座供酒櫃	1	1
		Fused power connection point for town gas 有菲士煤氣爐電接駁點	1	1
		Fused power connection point for exhaust fan 有菲士抽氣扇電接駁點	1	1
		20A double pole switch for indoor unit 20安培雙極開關供室內機	1	1
LAVATORY 洗手間		Fused power connection point for exhaust fan 有菲士抽氣扇電接駁點	1	1
POWDER ROOM 客廳洗手間	Single socket outlet 單位電插座		1	1
		Fused power connection point for decoration light 有菲士燈飾接駁點	1	1
		Fused power connection point for exhaust fan 有菲士抽氣扇電接駁點	1	1

Note:

1. The symbol "/" as shown in the above table denotes "Not applicable".
2. The symbol "-" as shown in the above table denotes "Not provided".

2/F 2樓			3/F 3樓			5/F 5樓		6/F 6樓	
A	B	D	A	B	D	A	B	A	B
-	1	-	-	1	-	-	1	-	1
3	2	3	2	2	3	2	2	2	2
1	1	1	1	1	1	1	1	1	1
1	1	1	1	1	1	1	1	1	1
1	1	1	1	1	1	1	1	1	1
1	2	1	1	2	1	2	2	2	2
-	1	-	-	1	-	1	1	1	1
1	1	1	1	1	1	1	1	1	1
2	2	2	2	2	2	2	2	2	2
1	1	1	1	1	1	1	1	1	1
1	1	1	1	1	1	1	1	1	1
1	1	1	1	1	1	1	1	1	1
1	1	1	1	1	1	1	1	1	1
2	3	2	2	3	2	2	3	2	3
1	1	1	1	1	1	1	1	1	1
1	1	1	1	1	1	1	1	1	1
1	1	1	1	1	1	1	1	1	1
1	1	1	1	1	1	1	1	1	1
						1			
						1			
						1			

備註：
1. 上表“/”代表“不適用”。
2. 上表內之“-”代表“不提供”。



Fittings, Finishes and Appliances 裝置、裝修物料及設備

Schedule of Mechanical and Electrical Provisions of Residential Properties in the Development
發展項目的住宅物業的機電裝置數量說明表

Apex 2
Apex 2 座

Location 位置	Exposed Type 外露形	Non-exposed Type 非外露形	G/F & 1/F (Duplex) 地面層及1樓 (複式)	
			B	C
BATH 浴室	Single socket outlet 單位電插座		1	1
		Fused power connection point for decoration light 有菲士燈飾接駁點	2	2
		Fused power connection point for exhaust fan 有菲士抽氣扇電接駁點	1	1
		Fused power connection point for dehumidifier 有菲士抽濕機電接駁點	1	1
ENSUITE ROOM BATH 2 套房2浴室	Single socket outlet 單位電插座		1	1
		Fused power connection point for decoration light 有菲士燈飾接駁點	2	2
		Fused power connection point for exhaust fan 有菲士抽氣扇電接駁點	1	1
		Fused power connection point for roof step light 有菲士天台樓梯燈接駁點	-	-
MASTER BATH 主浴室	Single socket outlet 單位電插座		1	1
		Fused power connection point for decoration light 有菲士燈飾接駁點	2	2
		Fused power connection point for town gas 有菲士煤氣爐電接駁點	2	2
		Fused power connection point for exhaust fan 有菲士抽氣扇電接駁點	1	1
		Fused power connection point for roof step light 有菲士天台樓梯燈接駁點	-	-
A/C PLANT ROOM A 冷氣機房A	Lighting switch 燈掣開關		1	1
	Isolator for outdoor unit 刀制供室內機		4	2
	Single socket outlet 單位電插座		1	1
A/C PLANT ROOM B 冷氣機房B	Lighting switch 燈掣開關			
	Isolator for Outdoor unit 刀制供室內機			
	Single socket outlet 單位電插座			

Note:

1. The symbol "/" as shown in the above table denotes "Not applicable".
2. The symbol "-" as shown in the above table denotes "Not provided".

2/F 2樓			3/F 3樓			5/F 5樓		6/F 6樓	
A	B	D	A	B	D	A	B	A	B
1	1	1	1	1	1	1	1	1	1
2	2	2	2	2	2	2	2	2	2
1	1	1	1	1	1	1	1	1	1
1	1	1	1	1	1	1	1	1	1
/	1	/	/	1	/	1	1	1	1
/	2	/	/	2	/	2	2	2	2
/	1	/	/	1	/	1	1	1	1
/	-	/	/	-	/	-	-	1	-
1	1	1	1	1	1	1	1	1	1
2	2	2	2	2	2	2	2	2	2
-	-	-	-	-	-	1	-	1	-
1	1	1	1	1	1	1	1	1	1
-	-	-	-	-	-	-	-	-	1
/	1	/	/	1	/	/	1	/	1
/	5	/	/	4	/	/	3	/	4
/	1	/	/	1	/	/	1	/	1
/	/	/	/	/	/	/	1	/	/
/	/	/	/	/	/	/	1	/	/
/	/	/	/	/	/	/	1	/	/

備註：
1. 上表“/”代表“不適用”。
2. 上表內之“-”代表“不提供”。



Fittings, Finishes and Appliances 裝置、裝修物料及設備

Schedule of Mechanical and Electrical Provisions of Residential Properties in the Development
發展項目的住宅物業的機電裝置數量說明表

Apex 2
Apex 2 座

Location 位置	Exposed Type 外露形	Non-exposed Type 非外露形	G/F & 1/F (Duplex) 地面層及1樓 (複式)	
			B	C
FLAT ROOF 平台	Single socket outlet 單位電插座			
BALCONY 露台	Single socket outlet 單位電插座		-	-
ROOF 天台	Lighting switch 燈掣開關			
	Single socket outlet 單位電插座			
GARDEN 花園	Single socket outlet 單位電插座		1	1

Note:

1. The symbol "/" as shown in the above table denotes "Not applicable".
2. The symbol "-" as shown in the above table denotes "Not provided".

2/F 2樓			3/F 3樓			5/F 5樓		6/F 6樓	
A	B	D	A	B	D	A	B	A	B
1	1	1	/	/	/	-	/	/	/
/	-	-	1	-	1	-	-	-	-
/	/	/	/	/	/	/	/	1	1
/	/	/	/	/	/	/	/	2	2
/	/	/	/	/	/	/	/	/	/

備註：
1. 上表“/”代表“不適用”。
2. 上表內之“-”代表“不提供”。



Fittings, Finishes and Appliances 裝置、裝修物料及設備

Schedule of Mechanical and Electrical Provisions of Residential Properties in the Development 發展項目的住宅物業的機電裝置數量說明表

Apex 3
Apex 3 座

Location 位置	Exposed Type 外露形	Non-exposed Type 非外露形	G/F & 1/F (Duplex) 地面層及1樓 (複式)	
			B	C
LIVING / DINING ROOM 客/飯廳	TV / FM connection point 電視 / 收音機天線接駁點		2	2
	Telephone connection point 電話接駁點		2	2
	Lighting switch 燈掣開關		8	8
	20A double pole switch 20安培雙極開關		3	3
	Single socket outlet 單位電插座		5	5
	Twin socket outlet 雙位電插座		2	2
	Fused power connection point for electric curtain 有菲士電窗簾接駁點		2	2
		20A double pole switch for indoor unit 20安培雙極開關供室內機		3
STORE 士多房	TV / FM connection point 電視 / 收音機天線接駁點		/	/
	Telephone connection point 電話接駁點		/	/
	Lighting switch 燈掣開關		/	/
	Single socket outlet 單位電插座		/	/
	Twin socket outlet 雙位電插座		/	/
	20A double pole switch for indoor unit 20安培雙極開關供室內機		/	/
ENSUITE ROOM 2 套房2	TV / FM connection point 電視 / 收音機天線接駁點		1	1
	Telephone connection point 電話接駁點		1	1
	Lighting switch 燈掣開關		2	2
	20A double pole switch 20安培雙極開關		1	1
	Single socket outlet 單位電插座		3	3
	Twin socket outlet 雙位電插座		1	1
	20A double pole switch for indoor unit 20安培雙極開關供室內機		1	1

Note:

1. The symbol "/" as shown in the above table denotes "Not applicable".
2. The symbol "-" as shown in the above table denotes "Not provided".

2/F 2樓			3/F 3樓			5/F 5樓		6/F 6樓	
A	B	D	A	B	D	A	B	A	B
3	2	3	3	2	3	3	2	3	2
3	2	3	3	2	3	3	2	3	2
7	8	7	7	7	6	9	7	8	8
4	4	4	4	4	4	5	4	4	4
5	3	5	5	3	5	3	3	2	3
3	2	3	3	2	3	3	2	3	2
2	2	2	2	2	2	2	2	2	2
2	3	2	2	3	2	3	3	3	3
-	/	-	-	/	/	/	/	1	/
-	/	-	-	/	/	/	/	1	/
1	/	1	1	/	/	/	/	1	/
1	/	1	1	/	/	/	/	-	/
-	/	-	-	/	/	/	/	1	/
1	/	1	1	/	/	/	/	-	/
/	1	/	/	1	/	1	1	1	1
/	1	/	/	1	/	1	1	1	1
/	2	/	/	2	/	2	2	2	2
/	1	/	/	1	/	1	1	1	1
/	2	/	/	2	/	2	2	2	2
/	1	/	/	1	/	1	1	1	1
/	1	/	/	1	/	1	1	1	1

備註：
1. 上表“/”代表“不適用”。
2. 上表內之“-”代表“不提供”。



Fittings, Finishes and Appliances 裝置、裝修物料及設備

Schedule of Mechanical and Electrical Provisions of Residential Properties in the Development
發展項目的住宅物業的機電裝置數量說明表

Apex 3
Apex 3 座

Location 位置	Exposed Type 外露形	Non-exposed Type 非外露形	G/F & 1/F (Duplex) 地面層及1樓 (複式)	
			B	C
BEDROOM 2 睡房2	TV / FM connection point 電視 / 收音機天線接駁點			
	Telephone connection point 電話接駁點			
	Lighting switch 燈掣開關			
	Single socket outlet 單位電插座			
	Twin socket outlet 雙位電插座			
	20A double pole switch for indoor unit 20安培雙極開關供室內機			
BEDROOM 3 睡房3	TV / FM connection point 電視 / 收音機天線接駁點		1	1
	Telephone connection point 電話接駁點		1	1
	Lighting switch 燈掣開關		1	1
	Single socket outlet 單位電插座		3	3
	Twin socket outlet 雙位電插座		1	1
	20A double pole switch for indoor unit 20安培雙極開關供室內機		1	1
BEDROOM 4 睡房4	TV / FM connection point 電視 / 收音機天線接駁點		1	1
	Telephone connection point 電話接駁點		1	1
	Lighting switch 燈掣開關		1	1
	Single socket outlet 單位電插座		3	3
	Twin socket outlet 雙位電插座		1	1
	20A double pole switch for indoor unit 20安培雙極開關供室內機		1	1

Note:

1. The symbol "/" as shown in the above table denotes "Not applicable".
2. The symbol "-" as shown in the above table denotes "Not provided".

2/F 2樓			3/F 3樓			5/F 5樓		6/F 6樓	
A	B	D	A	B	D	A	B	A	B
1	/	1	1	/	1	/	/	/	/
1	/	1	1	/	1	/	/	/	/
1	/	1	1	/	1	/	/	/	/
2	/	2	2	/	2	/	/	/	/
1	/	1	1	/	1	/	/	/	/
1	/	1	1	/	1	/	/	/	/
1	1	1	1	1	1	1	1	1	1
1	1	1	1	1	1	1	1	1	1
1	1	1	1	1	1	1	1	1	1
2	2	2	2	2	2	2	2	2	2
1	1	1	1	1	1	1	1	1	1
1	1	1	1	1	1	1	1	1	1
/	1	/	/	1	/	1	1	1	1
/	1	/	/	1	/	1	1	1	1
/	1	/	/	1	/	1	1	1	1
/	2	/	/	2	/	2	2	2	2
/	1	/	/	1	/	1	1	1	1
/	1	/	/	1	/	1	1	1	1

備註：
1. 上表“/”代表“不適用”。
2. 上表內之“-”代表“不提供”。



Fittings, Finishes and Appliances 裝置、裝修物料及設備

Schedule of Mechanical and Electrical Provisions of Residential Properties in the Development
發展項目的住宅物業的機電裝置數量說明表

Apex 3
Apex 3 座

Location 位置	Exposed Type 外露形	Non-exposed Type 非外露形	G/F & 1/F (Duplex) 地面層及1樓 (複式)	
			B	C
MASTER BEDROOM 主睡房	TV / FM connection point 電視 / 收音機天線接駁點		2	2
	Telephone connection point 電話接駁點		2	2
	Lighting switch 燈掣開關		3	3
	20A double pole switch 20安培雙極開關		1	1
	Single socket outlet 單位電插座		4	4
	Twin socket outlet 雙位電插座		2	2
	Fused power connection point for electric curtain 有菲士電窗簾接駁點		1	1
	20A double pole switch for indoor unit 20安培雙極開關供室內機		2	2
UTILITY 工作間	TV / FM connection point 電視 / 收音機天線接駁點		1	1
	Lighting switch 燈掣開關		2	2
	20A double pole switch 20安培雙極開關		1	1
	Single socket outlet 單位電插座		1	1
	20A double pole switch for indoor unit 20安培雙極開關供室內機		1	1
	Fused power connection point for extra-low voltage 有菲士特低電壓接駁點		1	1
CORRIDOR 走廊	Lighting switch 燈掣開關		3	3
	20A double pole switch 20安培雙極開關		2	2
	Single socket outlet 單位電插座		1	1
		Fused power connection point for door bell 有菲士門鐘接駁點	1	1

Note:

1. The symbol "/" as shown in the above table denotes "Not applicable".
2. The symbol "-" as shown in the above table denotes "Not provided".

2/F 2樓			3/F 3樓			5/F 5樓		6/F 6樓	
A	B	D	A	B	D	A	B	A	B
1	2	1	1	2	1	2	2	2	2
1	2	1	1	2	1	2	2	2	2
3	4	3	3	4	4	4	4	4	4
1	1	1	1	1	1	1	1	1	1
3	4	3	3	4	4	3	4	2	4
1	2	1	1	2	1	2	2	2	2
1	1	1	1	1	1	1	1	1	1
1	2	1	1	2	2	2	2	2	2
1	1	1	1	1	1	1	1	1	1
2	2	2	2	2	2	2	2	2	2
1	1	1	1	1	1	1	1	1	1
1	1	1	1	1	1	1	1	1	1
1	1	1	1	1	1	1	1	1	1
-	-	-	-	-	-	-	-	-	-

備註：
1. 上表“/”代表“不適用”。
2. 上表內之“-”代表“不提供”。



Fittings, Finishes and Appliances 裝置、裝修物料及設備

Schedule of Mechanical and Electrical Provisions of Residential Properties in the Development
發展項目的住宅物業的機電裝置數量說明表

Apex 3
Apex 3 座

Location 位置	Exposed Type 外露形	Non-exposed Type 非外露形	G/F & 1/F (Duplex) 地面層及1樓 (複式)	
			B	C
KITCHEN 廚房	Lighting switch 燈掣開關		-	-
	Twin socket outlet 雙位電插座		2	2
	Telephone connection point 電話接駁點		1	1
		Fused power connection point for door bell 有菲士門鐘接駁點	1	1
		Fused power connection point for cabinet light 有菲士廚櫃燈接駁點	1	1
		Single socket outlet for refrigerator 單位電插座供雪櫃	2	2
		Single socket outlet for washer/dryer 單位電插座供洗衣乾衣機	1	1
		Single socket outlet for cookerhood 單位電插座供抽油煙機	1	1
		Single socket outlet for gas hob 單位電插座供煤氣爐	2	2
		20A connection unit outlet for induction hob 20安培電磁爐接駁點	1	1
		20A connection unit outlet for oven 20安培焗爐接駁點	1	1
		20A connection unit outlet for combi-steam oven 20安培組合蒸爐接駁點	1	1
		Single socket outlet for wine cellar 單位電插座供酒櫃	1	1
		Fused power connection point for town gas 有菲士煤氣爐電接駁點	1	1
		Fused power connection point for exhaust fan 有菲士抽氣扇電接駁點	1	1
		20A double pole switch for indoor unit 20安培雙極開關供室內機	1	1
LAVATORY 洗手間		Fused power connection point for exhaust fan 有菲士抽氣扇電接駁點	1	1
POWDER ROOM 客廳洗手間	Single socket outlet 單位電插座		1	1
		Fused power connection point for decoration light 有菲士燈飾接駁點	1	1
		Fused power connection point for exhaust fan 有菲士抽氣扇電接駁點	1	1

Note:

1. The symbol "/" as shown in the above table denotes "Not applicable".
2. The symbol "-" as shown in the above table denotes "Not provided".

2/F 2樓			3/F 3樓			5/F 5樓		6/F 6樓	
A	B	D	A	B	D	A	B	A	B
-	1	-	-	1	-	-	1	-	1
3	2	3	3	2	3	2	2	2	2
1	1	1	1	1	1	1	1	1	1
1	1	1	1	1	1	1	1	1	1
1	1	1	1	1	1	1	1	1	1
1	2	1	1	2	1	2	2	2	2
-	1	-	-	1	-	1	1	1	1
1	1	1	1	1	1	1	1	1	1
2	2	2	2	2	2	2	2	2	2
1	1	1	1	1	1	1	1	1	1
1	1	1	1	1	1	1	1	1	1
1	1	1	1	1	1	1	1	1	1
1	1	1	1	1	1	1	1	1	1
2	3	2	2	3	2	2	3	2	3
1	1	1	1	1	1	1	1	1	1
1	1	1	1	1	1	1	1	1	1
1	1	1	1	1	1	1	1	1	1
1	1	1	1	1	1	1	1	1	1
						1			
						1			
						1			

備註：
1. 上表“/”代表“不適用”。
2. 上表內之“-”代表“不提供”。



Fittings, Finishes and Appliances 裝置、裝修物料及設備

Schedule of Mechanical and Electrical Provisions of Residential Properties in the Development
發展項目的住宅物業的機電裝置數量說明表

Apex 3
Apex 3 座

Location 位置	Exposed Type 外露形	Non-exposed Type 非外露形	G/F & 1/F (Duplex) 地面層及1樓 (複式)	
			B	C
BATH 浴室	Single socket outlet 單位電插座		1	1
		Fused power connection point for decoration light 有菲士燈飾接駁點	2	2
		Fused power connection point for exhaust fan 有菲士抽氣扇電接駁點	1	1
		Fused power connection point for dehumidifier 有菲士抽濕機電接駁點	1	1
ENSUITE ROOM BATH 2 套房2浴室	Single socket outlet 單位電插座		1	1
		Fused power connection point for decoration light 有菲士燈飾接駁點	2	2
		Fused power connection point for exhaust fan 有菲士抽氣扇電接駁點	1	1
		Fused power connection point for roof step light 有菲士天台樓梯燈接駁點	-	-
MASTER BATH 主浴室	Single socket outlet 單位電插座		1	1
		Fused power connection point for decoration light 有菲士燈飾接駁點	2	2
		Fused power connection point for town gas 有菲士煤氣爐電接駁點	2	2
		Fused power connection point for exhaust fan 有菲士抽氣扇電接駁點	1	1
		Fused power connection point for roof step light 有菲士天台樓梯燈接駁點	-	-
A/C PLANT ROOM A 冷氣機房A	Lighting switch 燈掣開關		1	1
	Isolator for outdoor unit 刀制供室內機		2	6
	Single socket outlet 單位電插座		1	1
A/C PLANT ROOM B 冷氣機房B	Lighting switch 燈掣開關		/	/
	Isolator for outdoor unit 刀制供室內機		/	/
	Single socket outlet 單位電插座		/	/
FLAT ROOF 平台	Single socket outlet 單位電插座		/	/
BALCONY 露台	Single socket outlet 單位電插座		-	-
ROOF 天台	Lighting switch 燈掣開關		/	/
	Single socket outlet 單位電插座		/	/
GARDEN 花園	Single socket outlet 單位電插座		1	1

Note:

1. The symbol "/" as shown in the above table denotes "Not applicable".
2. The symbol "-" as shown in the above table denotes "Not provided".

2/F 2樓			3/F 3樓			5/F 5樓		6/F 6樓	
A	B	D	A	B	D	A	B	A	B
1	1	1	1	1	1	1	1	1	1
2	2	2	2	2	2	2	2	2	2
1	1	1	1	1	1	1	1	1	1
1	1	1	1	1	1	1	1	1	1
/	1	/	/	1	/	1	1	1	1
/	2	/	/	2	/	2	2	2	2
/	1	/	/	1	/	1	1	1	1
/	-	/	/	-	/	-	-	1	-
1	1	1	1	1	1	1	1	1	1
2	2	2	2	2	2	2	2	2	2
-	-	-	-	-	-	1	-	1	-
1	1	1	1	1	1	1	1	1	1
-	-	-	-	-	-	-	-	-	1
/	1	/	/	1	/	/	1	/	1
/	9	/	/	9	/	/	8	/	6
/	1	/	/	1	/	/	1	/	1
/	/	/	/	/	/	/	/	/	/
/	/	/	/	/	/	/	/	/	/
/	/	/	/	/	/	/	/	/	/
1	1	1	/	/	/	-	/	/	/
-	-	-	1	-	1	-	-	-	-
/	/	/	/	/	/	/	/	1	1
/	/	/	/	/	/	/	/	2	2
/	/	/	/	/	/	/	/	/	/

備註：
1. 上表“/”代表“不適用”。
2. 上表內之“-”代表“不提供”。



Service Agreements 服務協議

Potable and flushing water is supplied by Water Supplies Department.

食水及沖廁水由水務署供應。

Electricity is supplied by CLP Power Hong Kong Limited.

電力由中華電力有限公司供應。

Towngas is supplied by The Hong Kong and China Gas Company Limited.

煤氣由香港中華煤氣有限公司供應。



Government Rent 地稅

The owner of a specified residential property is liable for the Government rent for that specified residential property up to and including the date of completion of the sale and purchase of that specified residential property.

指明住宅物業擁有人有法律責任繳付該指明住宅物業直至該指明住宅物業買賣完成日(包括該日)為止之地稅。

Miscellaneous Payments by Purchaser

買方的雜項付款

1. On the delivery of the vacant possession of the residential property to the purchaser, the purchaser is liable to reimburse the vendor (the owner) for the deposits for water, electricity and gas.
2. On that delivery, the purchaser is not liable to pay to the vendor (the owner) a debris removal fee.

Note :

1. The purchaser should pay to the manager and not the vendor (the owner) of the Development the deposits for water, electricity and gas.
2. Pursuant to the Deed of Mutual Covenant, before the purchaser is given possession of his residential property, the purchaser should pay to the manager and not the vendor (the owner) of the Development the debris removal fee.

1. 在向買方交付住宅物業在空置情況下的管有權時，買方須負責向賣方(擁有人)補還水、電力及氣體的按金。

2. 在交付時，買方不須向賣方(擁有人)支付清理廢料的費用。

附註：

1. 買方須向發展項目管理人繳付而並非向賣方(擁有人)繳付水、電力及氣體的按金。
2. 按照公契，在買方獲交付其住宅物業之管有權前，買方須向發展項目的管理人支付而並非向賣方(擁有人)支付清理廢料的費用。

Defects Liability Warranty Period

欠妥之處的保養責任期

Defects liability warranty period for the residential property and the fittings, finishes and appliances as provided in the agreement for sale and purchase is within six (6) months from the date of completion of the sale and purchase.

按買賣合約規定，住宅物業及其內裝置、裝修物料及設備之欠妥之處的保養責任期為住宅物業之成交日期起計為期六(6)個月內。



1. The Land Grant requires the owners of the residential properties in the Development to maintain slopes at their own costs.
2. Special Condition No.(26) of the Land Grant provide that :-
 - “(26) (a) Where there is or has been any cutting away, removal or setting back of any land, or any building-up or filling-in or any slope treatment works of any kind whatsoever, whether with or without the prior written consent of the Director, either within the lot or on any Government land, which is or was done for the purpose of or in connection with the formation, levelling or development of the lot or any part thereof or any other works required to be done by the Purchaser under these Conditions, or for any other purpose, the Purchaser shall at his own expense carry out and construct such slope treatment works, retaining walls or other support, protection, drainage or ancillary or other works as shall or may then or at any time thereafter be necessary to protect and support such land within the lot and also any adjacent or adjoining Government or leased land and to obviate and prevent any falling away, landslip or subsidence occurring thereafter. The Purchaser shall at all times during the term hereby agreed to be granted maintain at his own expense the said land, slope treatment works, retaining walls or other support, protection, drainage or ancillary or other works in good and substantial repair and condition to the satisfaction of the Director.
 - (b) Nothing in sub-clause (a) of this Special Condition shall prejudice the Government’s rights under these Conditions, in particular Special Condition No. (25) hereof.
 - (c) In the event that as a result of or arising out of any formation, levelling, development or other works done by the Purchaser or owing to any other reason, any falling away, landslip or subsidence occurs at any time, whether in or from any land, within the lot or from any adjacent or adjoining Government or leased land, the Purchaser shall at his own expense reinstate and make good the same to the satisfaction of the Director and shall indemnify the Government its agents and contractors from and against all costs, charges, damages, demands and claims whatsoever which shall or may be made, suffered or incurred through or by reason of such falling away, landslip or subsidence.
 - (d) In addition to any other rights or remedies herein provided for breach of any of these Conditions, the Director shall be entitled by notice in writing to call upon the Purchaser to carry out, construct and maintain the said land, slope treatment works, retaining walls, or other support, protection, and drainage or ancillary or other works or to reinstate and make good any falling away, landslip or subsidence, and if the Purchaser shall neglect or fail to comply with the notice to the satisfaction of the Director within the period specified therein, the Director may forthwith execute and carry out any necessary works and the Purchaser shall on demand repay to the Government the cost thereof, together with any administrative or professional fees and charges.”
3. Special Condition No.(30)(a) of the Land Grant provide that :
 - “(30) (a) The Purchaser shall at his own expense carry out and complete to the satisfaction of the Director such geotechnical investigations and such slope treatment, landslide preventive, mitigation and remedial works on the areas shown coloured green hatched black on the plan annexed hereto (hereinafter referred to as “the Green Hatched Black Area”) as the Director in his absolute discretion may require and shall, at all times during the term hereby agreed to be granted, at his own expense, maintain in good and substantial repair and condition to the satisfaction of the Director the Green Hatched Black Area including all land, slope treatment works, earth-retaining structures, drainage and any other works therein and thereon. In the event that any landslip, subsidence or falling away occurs within the Green Hatched Black Area at any time during the term hereby agreed to be granted, the Purchaser shall at his own expense reinstate and make good the same to the satisfaction of the Director together with any adjacent or adjoining areas which, in the opinion of the Director (whose decision shall be final and binding on the Purchaser), have also been affected. The Purchaser shall indemnify the Government, its agents and contractors against all claims, proceedings, costs, damages and expenses whatsoever incurred by reason of such landslip, subsidence or falling away. The Purchaser shall ensure at all times that there shall be no illegal excavation or dumping on the Green Hatched Black Area and, subject to the prior written approval of the Director, the Purchaser may erect fences or other barriers for the prevention of such illegal excavation or dumping. In addition to any other rights or remedies the Director may have in respect of any breach of these Conditions, the Director may at any time by notice in writing call upon the Purchaser to carry out such geotechnical investigations, slope treatment, landslip preventive, mitigation and remedial works and to maintain, reinstate and make good any land, structure or works affected by such landslip, subsidence or falling away, and if the Purchaser shall neglect or fail to comply with such notice to the satisfaction of the Director within the period specified therein, the Director may, after the expiry of such period, execute and carry out the required works and the Purchaser shall on demand repay to the Government the cost thereof.”
 - (b) Notwithstanding sub-clause (a) of this Special Condition, the obligations and rights of the Purchaser in respect of the Green Hatched Black Area or any part thereof under this Special Condition shall absolutely determine upon the Government giving to the Purchaser notice to that effect, and no claim for compensation whatsoever shall be made against the Government or the Director or his or their duly authorized officers by the Purchaser in respect of any loss, damage or disturbance suffered or any expense incurred as a result of such determination. However, such determination shall be without prejudice to any rights or remedies of the Government in respect of any antecedent breach, non-performance or non-observance of sub-clause (a) of this Special Condition.”
4. Each of the owners of residential properties is obliged to contribute towards the costs of the maintenance work.
5. Under the Deed of Mutual Covenant, the Manager has the owners’ authority to carry out the maintenance works.
6. The plan for the slopes, retaining walls and related structures constructed or to be constructed, within or outside the land on which the Development is situated is set out on page [BC03].

1. 批地文件規定，發展項目中的住宅物業的擁有人須自費維修斜坡。

2. 批地文件特別條款第(26)條規定：

“(26)(a) 如該地段內或任何「政府」土地現時或以往曾經配合或因應該地段或其任何部份的形成、平整或發展事宜或因其他「買方」須按「此等條款」或其他目的要進行的工程進行削土、移土或土地後移工程，或建造或填土工程，或任何性質的斜坡處理工程，不論事前是否獲「署長」書面同意，「買方」亦須於當時或嗣後任何時間，按需要自費進行及建造斜坡處理工程、護土牆或其他支撐結構、防護結構、排水或輔助其他工程，以保護和支撐該地段內的土地及任何毗連或毗鄰「政府」土地或已批租土地，同時避免及防止其後發生任何崩塌、山泥傾瀉或地陷。「買方」應在本文協定的整個批地年期內自費維修上述土地、斜坡處理工程、護土牆或其他支撐結構、防護結構、排水、輔助工程或其他工程，以保持其維修充足及狀態良好達至「署長」滿意程度。

(b) 本批地特別條款(a)分條的規定概不妨礙「政府」在「此等條款」中的權利，其中特別是本文批地特別條款第(25)條。

(c) 無論何時，如因「買方」進行任何形成、平整、發展或其他工程或因其他事故導致或引起該地段內的土地或任何毗連或毗鄰「政府」土地或已批租土地發生任何崩塌、山泥傾瀉或地陷，「買方」須自費還原並修葺該處，以達至「署長」滿意，同時須就「政府」、其代理及承辦商作出彼等因為或由於該等崩塌、山泥傾瀉或地陷所蒙受或招致的所有費用、收費、損害、需索及索償作出彌償。

(d) 在本文訂明關於違反「此等條款」的任何權利或補救之上，「署長」另有權向「買方」發出書面通知，要求「買方」進行、建造和維修上述土地、斜坡處理工程、護土牆或其他支撐結構、防護結構、排水或輔助或其他工程，或還原並修葺任何崩塌、山泥傾瀉或地陷範圍，如「買方」疏忽或未能在通知書訂明的期限內執行通知書的指示以達至「署長」滿意，「署長」可即時執行和進行任何必要工程。「買方」必須在接獲通知時向「政府」償還有關費用，以及任何行政及專業費用與收費。”

3. 批地文件特別條款第(30)(a)條規定：

“(30)(a) 「買方」須自資履行及完成「署長」在其絕對酌情權下要求有關於本批地文件附圖中以綠色加黑色斜線顯示之區域(以下統稱「綠色加黑色斜線區域」)之土力勘察及斜坡處理、山崩防止、減輕及補救工程以致署長滿意，又須於批地年期內所有時間，自資保養「綠色加黑色斜線區域」，包括其中之所有土地、斜坡處理工程、擋土構築物、排水及任何其他工程，以保持其良好及充份維修之狀況，達致「署長」滿意程度。批地年期內任何時間倘若於在「綠色加黑色斜線區域」內發生任何山崩、下陷或崩塌，「買方」須自資使其復原或將其修復以致「署長」滿意連帶任何「署長」認為亦受影響之毗連或鄰接地(「署長」之決定將為最終決定及對「買方」有約束力)。「買方」須彌償政府，其代理人及承建商因此類山崩、下陷或崩塌所引致之一切任何申索、訴訟、費用、損害賠償及使費。「買方」須確保於任何時候於該「綠色加黑色斜線區域」都不會有非法挖掘或堆存及經「署長」事前書面批准，「買方」可以豎立欄柵或其他障礙以防止該等非法挖掘或堆存。在違反「此等條款」而有之任何其他權利及補救之上，「署長」可於任何時間以書面通知要求「買方」履行該等土力工程勘察、斜坡處理、山崩防止、減輕及補救工程以保養，恢復及修復任何因山崩、下陷或崩塌而受影響之土地、構築物或工程，又如「買方」在該通知指定期限內忽視或未能遵守該通知以達致「署長」滿意，「署長」可於該期限屆滿後執行及履行所須工程而「買方」須應要求付還政府有關費用。

(b) 儘管有本批地特別條款(a)分條之規定，「買方」在「綠色加黑色斜線區域」或其任何部分在本批地特別條款下的義務和權利，在「政府」向「買方」發出終止通知時絕對終止，而買方不能就因為終止而產生的任何該等損失、損害或干擾，或由此引伸的任何費用向「政府」、「署長」或其授權的政府人員提出索償。但是，該終止不影響「政府」就任何先前違反、不履行或不遵守本批地特別條款(a)分條的任何權利或補救。”

4. 每名住宅物業擁有人均須分擔維修工程的費用。

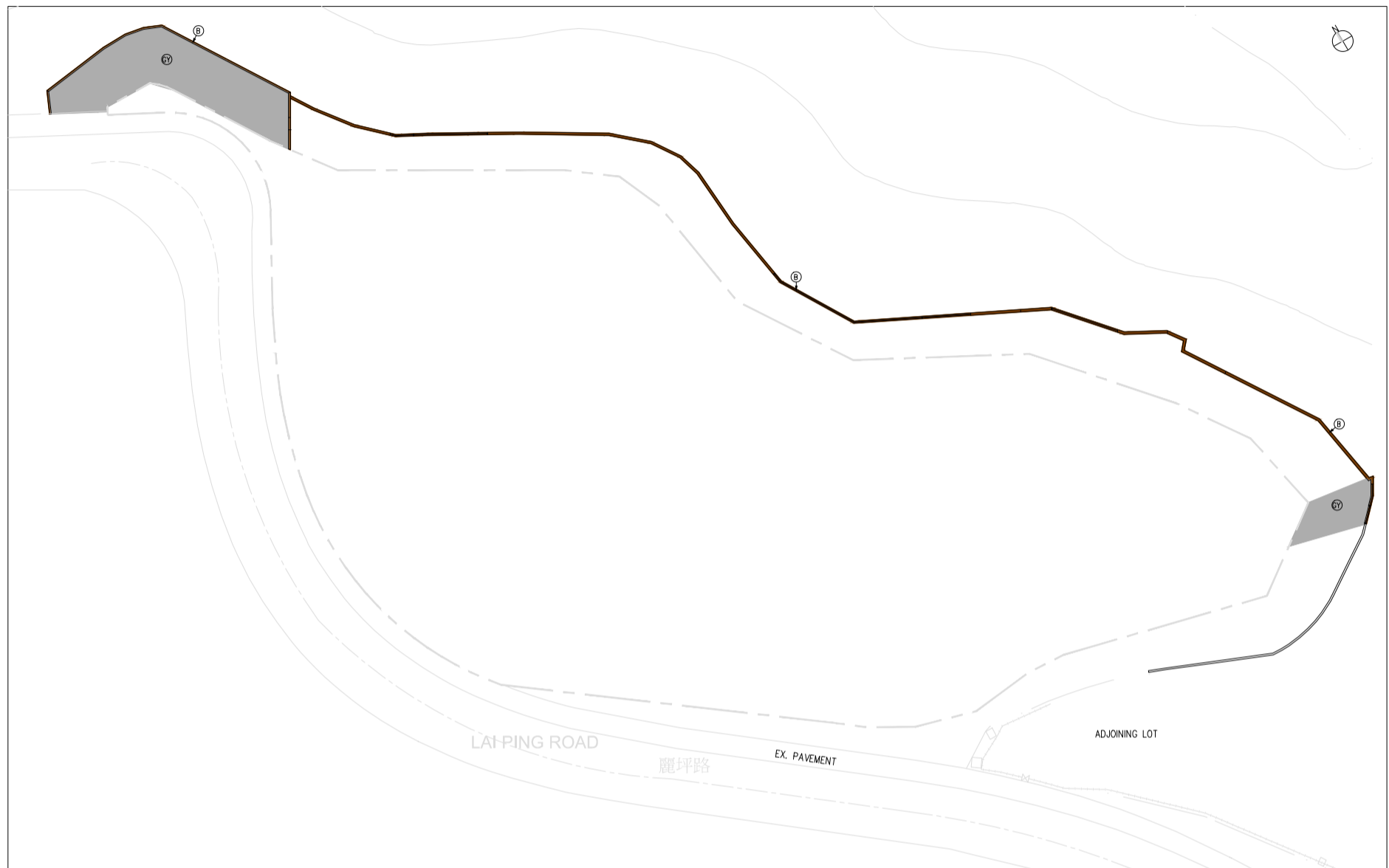
5. 根據公契，管理人獲擁有人授權進行維修工程。

6. 該斜坡、護土牆及有關構築物已經或將會在該發展項目所位於的土地之內或之外建做之圖則在第[BC03]頁列出。






Maintenance of Slopes 斜坡維修

Slopes and Retaining Walls Plan
斜坡及護土牆示意圖



LEGEND 圖例：

-  RETAINING WALL
護土牆
-  SLOPE STRUCTURES
斜坡構築物
-  BOUNDARY LINE OF DEVELOPMENT
發展項目邊界線

Modification

修訂

No application to the Government for a modification of the Land Grant for this Development is underway.

本發展項目現時並沒有向政府提出申請修訂批地文件。

Relevant Information

有關資料

Lightning Pole at Upper Roof of Towers

There will be two lightning poles installed at the following locations:

- 3.5m high lightning pole located at upper roof of Apex 1 at level 232.5mPD
- 5m high lightning pole located at upper roof of Apex 3 at level 232.5mPD

Please refer to the “Layout Plan of the Development” section of this Sales Brochure on page AK for identification of their approximate locations.

Floodlights at Outdoor Swimming Pool

Floodlights will be installed for lighting of outdoor swimming pool of the Development in the evening at this location:

- 28 numbers of wall mounted floodlights above the glass wall of Clubhouse adjoining the outdoor swimming pool at level 213.63mPD.

Please refer to the “Layout Plan of the Development” section of this Sales Brochure on page AK for identification of their approximate locations.

Prospective purchasers please note the impact (if any) of the illumination of the floodlights on individual units.

Antenna System

Antenna would be installed at these locations:

- Antenna located at upper roof of Apex 2 at level 232.5mPD for receiving Smartone signal
- Antenna located at upper roof of Apex 3 at level 232.5mPD for receiving television and radio broadcast signal

Exhaust Fans

Exhaust fans of carpark would be installed at maneuvering space between House Sommet 10 and House Sommet 11 on the basement floor.

避雷針於塔樓的上部屋頂

兩支避雷針會安裝於以下位置：

- 3.5米高避雷針位於Apex 1 座上部屋頂232.5mPD
- 5米高避雷針位於Apex 3 座上部屋頂232.5mPD

請參閱本售樓說明書AK頁的「發展項目的布局圖」部分以識別其大約位置。

室外游泳池泛光燈

供室外游泳池晚間照明用的泛光燈會安裝於以下位置：

- 28支掛牆式泛光燈會安裝於會所玻璃幕牆以上及毗鄰室外游泳池於213.63mPD。

請參閱本售樓說明書AK頁的「發展項目的布局圖」部分以識別其大約位置。

準買家請注意泛光燈照明對個別單位的影響(如有)。

天線系統

天線會安裝於以下位置：

- 接收數碼通訊號的天線位於Apex 2 座上部屋頂232.5mPD
- 接收電視及電台廣播訊號的天線位於Apex 3 座上部屋頂232.5mPD

抽氣扇

停車場抽氣扇位於Sommet 10 洋房與 Sommet 11 洋房地庫之間的倒車處。

Website Address

互聯網網站的網址

The website address designated by the Vendor for the Development for purposes of part 2 of the Residential Properties (First-hand Sales) Ordinance: www.stmoritz.com.hk

賣方為施行《一手住宅物業銷售條例》第2部就發展項目指定的互聯網網站的網址：

www.stmoritz.com.hk



Information in Application for Concession on Gross Floor Area of Building 申請建築物總樓面面積寬免的資料

Breakdown of GFA Concessions Obtained for All Features

- Latest information on breakdown of GFA concessions as shown on the general building plans submitted to and approved by the Building Authority (BA) prior to the printing of the sales brochure is tabulated below.

		Area (m ²)
Disregarded GFA under Building (Planning) Regulations 23(3)(b)		
1.	Carpark and loading/unloading area excluding public transport terminus	3866.017
2.	Plant rooms and similar services	
2.1	Mandatory feature or essential plant room, area of which is limited by respective Practice Notes for Authorized Persons, Registered Structural Engineers and Registered Geotechnical Engineers (PNAP) or regulation such as lift machine room, telecommunications and broadcasting (TBE) room, refuse storage and material recovery chamber, etc.	52.783
2.2	Mandatory feature or essential plant room, area of which is NOT limited by any PNAP or regulation such as room occupied solely by fire services installations (FSI) and equipment, meter room, transformer room, potable and flushing water tank, etc.	1184.335
2.3	Non-mandatory or non-essential plant room such as air-conditioning plant room, air handling unit (AHU) room, etc.	105.773
Green Features under Joint Practice Notes 1 and 2		
3.	Balcony	381.073
4.	Wider common corridor and lift lobby	Not Applicable
5.	Communal sky garden	Not Applicable
6.	Acoustic fin	Not Applicable
7.	Wing wall, wind catcher and funnel	Not Applicable
8.	Non-structural prefabricated external wall	Not Applicable
9.	Utility platform	22.500
10.	Noise barrier	Not Applicable
Amenity Features		
11.	Counter, office, store, guard room and lavatory for watchman and management staff, Owners' Corporation Office	34.990
12.	Residential Recreational facilities including void, plant room, swimming pool filtration plant room, covered walkway etc. serving solely the recreational facilities	605.997
13.	Covered landscaped and play area	78.230
14.	Horizontal screens/covered walkways, trellis	Not Applicable
15.	Larger lift shaft	30.328
16.	Chimney shaft	Not Applicable
17.	Other non-mandatory or non-essential plant room, such as boiler room, satellite master antenna television (SMATV) room	25.982
18.	Pipe duct, air duct for mandatory feature or essential plant room	24.952
19.	Pipe duct, air duct for non-mandatory or non-essential plant room	Not Applicable
20.	Plant room, pipe duct, air duct for environmentally friendly system and feature	Not Applicable
21.	Void in duplex domestic flat and house	Not Applicable
22.	Projections such as air-conditioning box and platform with a projection of more than 750 mm from the external wall	Not Applicable

		Area (m ²)
Other Exempted Items		
23.	Refuge floor including refuge floor cum sky garden	Not Applicable
24.	Other projections	Not Applicable
25.	Public transport terminus	Not Applicable
26.	Party structure and common staircase	Not Applicable
27.	Horizontal area of staircase, lift shaft and vertical duct solely serving floor accepted as not being accountable for GFA	129.637
28.	Public passage	Not Applicable
29.	Covered set back area	Not Applicable
Bonus GFA		
30.	Bonus GFA	Not Applicable

Note:

The above table is based on the requirements as stipulated in the Practice Note for Authorized Persons, Registered Structural Engineers and Registered Geotechnical Engineers ADM-2 issued by the Buildings Department. The Buildings Department may revise such requirements from time to time as appropriate.



Information in Application for Concession on Gross Floor Area of Building

申請建築物總樓面面積寬免的資料

Estimated Energy Performance or Consumption for the Common Parts of the Development

Latest information on the estimated energy performance or consumption for the common parts of the Development as submitted to the Building Authority prior to the printing of the sales brochures:

Part I	
Provision of Central Air Conditioning	No
Provision of Energy Efficient Features	Yes
Energy Efficient Features proposed:	1. High COP AC system. 2. High efficiency lighting system. 3. High efficiency lift system.

Part II: The predicted annual energy use of the proposed building / part of building ^(Note 1)					
Location	Internal Floor Area Served (m ²)	Annual Energy Use of Baseline Building ^(Note 2)		Annual Energy Use of Proposed Building	
		Electricity kWh/m ² /annum	Town Gas / LPG unit/m ² /annum	Electricity kWh/m ² /annum	Town Gas / LPG unit/m ² /annum
Area served by central building services installation ^(Notes 3)	4,562.8	144.7	N/A	127.9	N/A

Part III: The following installation(s) are designed in accordance with the relevant Codes of Practices published by the Electrical & Mechanical Services Department (EMSD)			
Type of Installations	YES	NO	N/A
Lighting Installations	√		
Air Conditioning Installations	√		
Electrical Installations	√		
Lift & Escalator Installations	√		
Performance-based Approach			√

Environmental Assessment of the Building



Notes:

- In general, the lower the estimated "Annual Energy Use" of the building, the more efficient of the building in terms of energy use. For example, if the estimated "annual energy use of proposed building" is less than the estimated "annual energy use of baseline building", it means the predicted use of energy is more efficient in the proposed building than in the baseline building. The larger the reduction, the greater the efficiency. The predicted annual energy use, in terms of electricity consumption (kWh/m²/annum) and town gas/LPG consumption (unit/m²/annum), of the development by the internal floor area served, where:
 - "total annual energy use" has the same meaning of "annual energy use" under Section 4 and Appendix 8 of the BEAM Plus for New Buildings (current version); and
 - "internal floor area", in relation a building, a space or a unit means the floor area of all enclosed space measured to the internal faces of enclosing external and/or party walls.
- "Baseline Building" has the same meaning as "Baseline Building Model (zero-credit benchmark)" under Section 4 and Appendix 8 of the BEAM Plus for New Building (current version).
- "Central Building Services Installation" has the same meaning as that in the Code of Practice for Energy Efficiency of Building Services Installations in Buildings (February 2010 edition)(Draft).

獲寬免總樓面面積的設施分項

- 於印製售樓說明書前呈交予並已獲建築事務監督批准的一般建築圖則上有關總樓面面積寬免的分項的最新資料，請見下表。

		面積(平方米)
根據《建築物(規劃)條例》第23(3)(b)條不計算的總樓面面積		
1.	停車場及上落客貨地方(公共交通總站除外)	3866.017
2.	機房及相類設施	
2.1	所佔面積受相關《認可人士、註冊結構工程師及註冊岩土工程師作業備考》或規例限制的強制性設施或必要機房，例如升降機機房、電訊及廣播設備室、垃圾及物料回收房等	52.783
2.2	所佔面積不受任何《認可人士、註冊結構工程師及註冊岩土工程師作業備考》或規例限制的強制性設施或必要機房，例如僅供消防裝置及設備佔用的房間、電錶房、電力變壓房、食水及鹹水缸等	1184.335
2.3	非強制性或非必要機房，例如空調機房、風櫃房等	105.773
根據聯合作業備考第1及第2號提供的環保設施		
3.	露台	381.073
4.	加闊的公用走廊及升降機大堂	不適用
5.	公用空中花園	不適用
6.	隔聲簷	不適用
7.	翼牆、捕風器及風斗	不適用
8.	非結構預製外牆	不適用
9.	工作平台	22.500
10.	隔音屏障	不適用
適意設施		
11.	供保安人員和管理處員工使用的櫃檯、辦公室、儲物室、警衛室和廁所、業主立案法團辦公室	34.990
12.	住宅康樂設施，包括僅供康樂設施使用的中空、機房、游泳池的濾水器機房、有蓋人行道等	605.997
13.	有上蓋的園景區及遊樂場	78.230
14.	橫向屏障/有蓋人行道、花棚	不適用
15.	擴大升降機井道	30.328
16.	煙囪管道	不適用
17.	其他非強制性或非必要機房，例如鍋爐房、衛星電視共用天線房	25.982
18.	強制性設施或必要機房所需的管槽、氣槽	24.952
19.	非強制性設施或非必要機房所需的管槽、氣槽	不適用
20.	環保系統及設施所需的機房、管槽及氣槽	不適用
21.	複式住宅單位及洋房的空中	不適用
22.	伸出物，如空調機箱及伸出外牆超過750毫米的平台	不適用



Information in Application for Concession on Gross Floor Area of Building 申請建築物總樓面面積寬免的資料

		面積(平方米)
其他獲豁免的面積		
23.	庇護層，包括庇護層兼空中花園	不適用
24.	其他伸出物	不適用
25.	公共交通總站	不適用
26.	共用構築物及樓梯	不適用
27.	僅供獲接納不計入總樓面面積的樓層使用的樓梯、升降機槽及垂直管道的水平面積	129.637
28.	公眾通道	不適用
29.	因建築物後移導致的覆蓋面積	不適用
額外總樓面面積		
30.	額外總樓面面積	不適用

備註：
上述表格是根據屋宇署所發出的《認可人士、註冊結構工程師及註冊岩土工程師作業備考》ADM-2規定的要求而制訂的。屋宇署會按實際需要不時更改有關要求。

發展項目的公用部分的預計能量表現或消耗

於印刷售樓說明書前呈交予建築事務監督發展項目的公用部份的預計能量表現或消耗的最近期資料:

第I部分	
提供中央空調	否
提供具能源效益的設施	是
擬安裝的具能源效益的設施	1. 高效能系數冷氣系統。 2. 高效能照明系統。 3. 高效能升降機系統。

第II部分：擬興建樓宇 / 部分樓宇預計每年能源消耗量 (註腳1) :-					
位置	使用有關裝置的內部樓面面積 (平方米)	基線樓宇每年能源消耗量 (註腳2)		擬興建樓宇每年能源消耗量	
		電力 千瓦小時/ 平方米/年	煤氣/石油氣 用量單位/ 平方米/年	電力 千瓦小時/ 平方米/年	煤氣/石油氣 用量單位/ 平方米/年
有使用中央屋宇裝備裝置 (註腳3) 的部分	4,562.8	144.7	不適用	127.9	不適用

第III部分：以下裝置乃按機電工程署公布的相關實務守則設計			
裝置類型	是	否	不適用
照明裝置	√		
空調裝置	√		
電力裝置	√		
升降機及自動梯的裝置	√		
以總能源為本的方法			√

建築物的環境評估



註腳：

- 一般而言，一棟樓宇的預計“每年能源消耗量”愈低，其節約能源的效益愈高。如一棟樓宇預計的“每年能源消耗量”低於該樓宇的“基線樓宇每年能源消耗量”，則代表預計該樓宇的能源應用較其基線樓宇有效，削減幅度愈大則代表有關樓宇能源節約的效益愈高。預計每年能源消耗量[以耗電量(千瓦小時/平方米/年)及煤氣/石油氣消耗量(用量單位/平方米/年)計算]，指將發展項目的每年能源消耗總量除以使用有關裝置的內部樓面面積所得出的商，其中：
 - “每年能源消耗量”與新建樓宇BEAM Plus標準(現行版本)第4節及附錄8中的「年能源消耗」具有相同涵義；及
 - 樓宇、空間或單位的“內部樓面面積”，指外牆及/或共用牆的內壁之內表面起量度出來的樓面面積。
- “基線樓宇”與新建樓宇BEAM Plus標準(現行版本)第4節及附錄8中的“基準建築物模式(零分標準)”具有相同涵義。
- “中央屋宇裝備裝置”與樓宇的屋宇裝備裝置能源效益實務守則(2010年2月版)(草稿)中的涵義相同。



Date of Printing of Sales Brochure 售樓說明書印製日期

Date of printing of this Sales Brochure: 5th December 2017

本售樓說明書印製日期：2017年12月5日

Possible Future Change 日後可能出現的改變

There may be future changes to the Development and the surrounding areas. 發展項目及其周邊地區日後可能出現改變。

Examination Record

檢視紀錄

Examination/Revision Date 檢視/修改日期	Revision Made (If no revision is required, please state "no revision made") 所作修改 (如無須作出修改，請註明「並無作出修改」)	
	Page Number 頁次	Revision Made 所作修改
2nd March, 2018 2018年3月2日	AT21, AT23, AT25, AT31	Key Plans to Cross-Section Plans of Building in the Development are updated. 更新發展項目中的建築物的橫截面圖指示圖。
1st June, 2018 2018年6月1日	AH	Location Plan of the Development is updated. 更新發展項目的所在位置圖。
31st August, 2018 2018年8月31日	AD	Information on Vendor and Others Involved in the Development is updated. 更新賣方及有參與發展項目的其他人的資料。
	AH	Location Plan of the Development is updated. 更新發展項目的所在位置圖。
	AI01, AI02, AI03, AI04	Aerial Photographs of the Development are updated. 更新發展項目的鳥瞰照片。
	AJ01, AJ02	Outline Zoning Plan Relating to the Development are updated. 更新關乎發展項目的分區計劃大綱圖等。
	AX11, AX20	Fittings, Finishes and Appliances are updated. 更新裝置、裝修物料及設備。
27th November, 2018 2018年11月27日	AJ02	Outline Zoning Plan Relating to the Development is updated. 更新關乎發展項目的分區計劃大綱圖等。
	AL81	Floor Plans of Residential Properties in the Development is updated. 更新發展項目的住宅物業的樓面平面圖。
26th February, 2019 2019年2月26日	AH	Location Plan of the Development is updated. 更新發展項目的所在位置圖。
17th May, 2019 2019年5月17日	AH	Location Plan of the Development is updated. 更新發展項目的所在位置圖。



Examination Record
檢視紀錄

