Floor plans of residential properties in the phase of the development
發展項目期數的住宅物業的樓面平面圖

House - House No. 27 together with Car Park Nos. B48 and B49
洋房 - 屋號27連同B48和B49號停車位

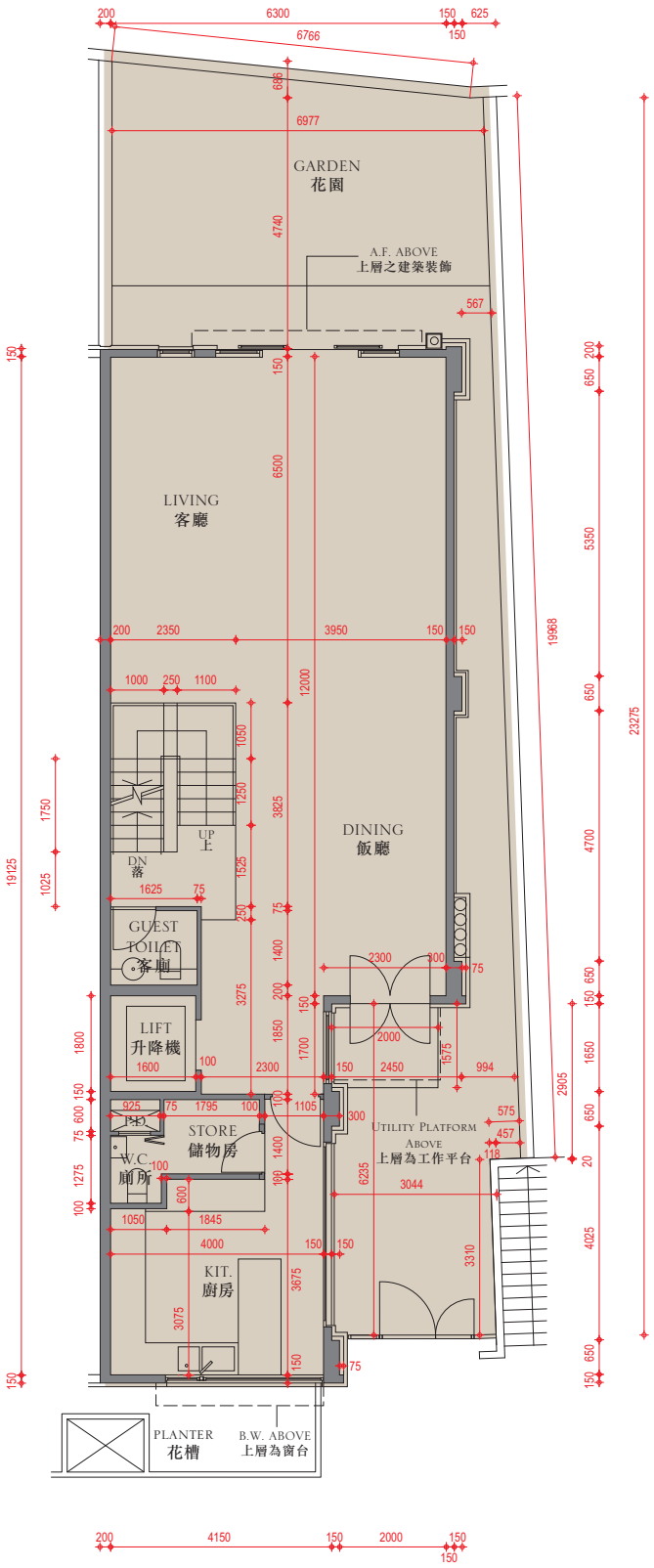

Ground floor plan
地下平面圖

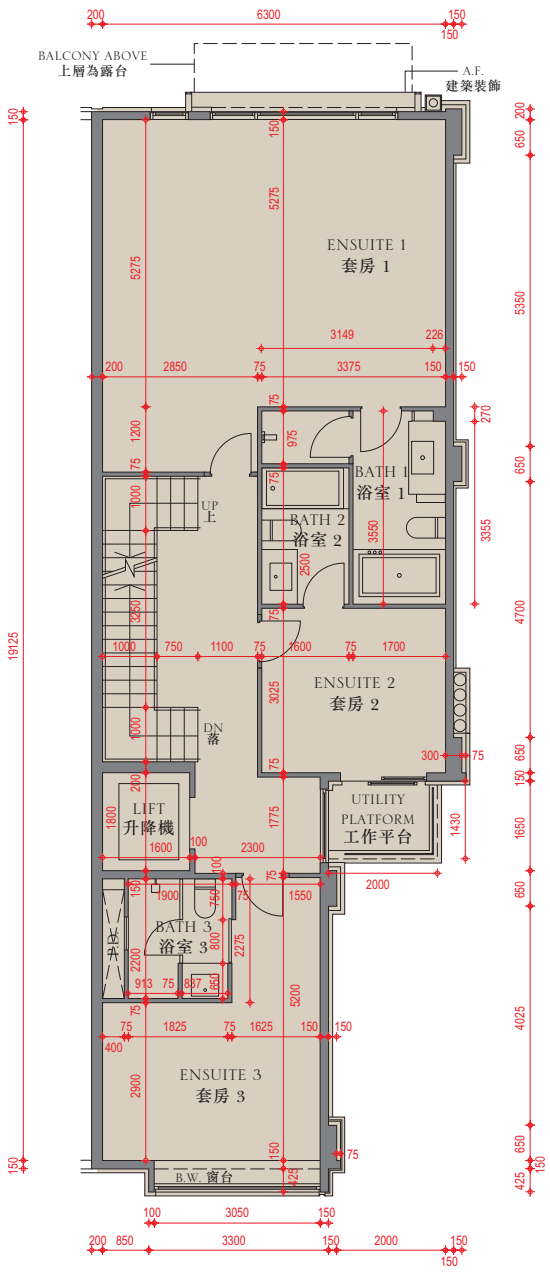

First floor plan
一樓平面圖

Legend 圖例

A.F.	=	Architectural Feature	=	建築裝飾
BATH	=	Bathroom	=	浴室
B.W.	=	Bay Window	=	窗台
DINING	=	Dining Room	=	飯廳
DN	=	Down	=	下
DUCT	=	Duct	=	槽
KIT.	=	Kitchen	=	廚房
LIVING	=	Living Room	=	客廳
MASTER BATH	=	Master Bathroom	=	主人浴室
P.D.	=	Pipe Duct	=	管槽
W.C.	=	Toilet	=	廁所

Scale:
比例： 0 5 Metres（米）

Floor plans of residential properties in the phase of the development
發展項目期數的住宅物業的樓面平面圖

House - House No. 27 together with Car Park Nos. B48 and B49
洋房 - 屋號27連同B48和B49號停車位

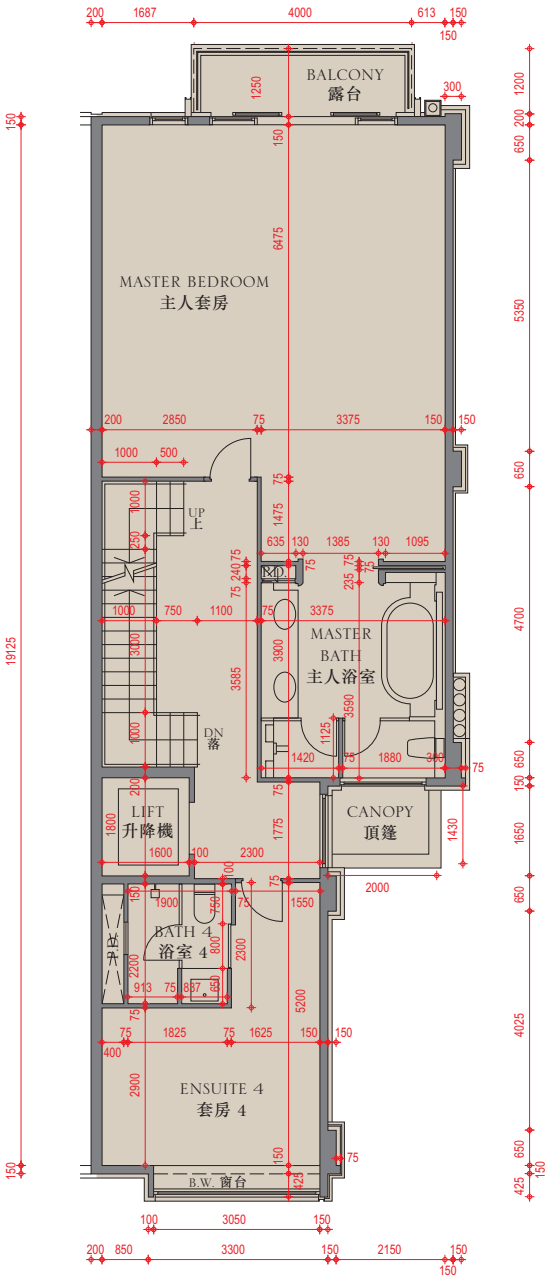

Second floor plan

二樓平面圖

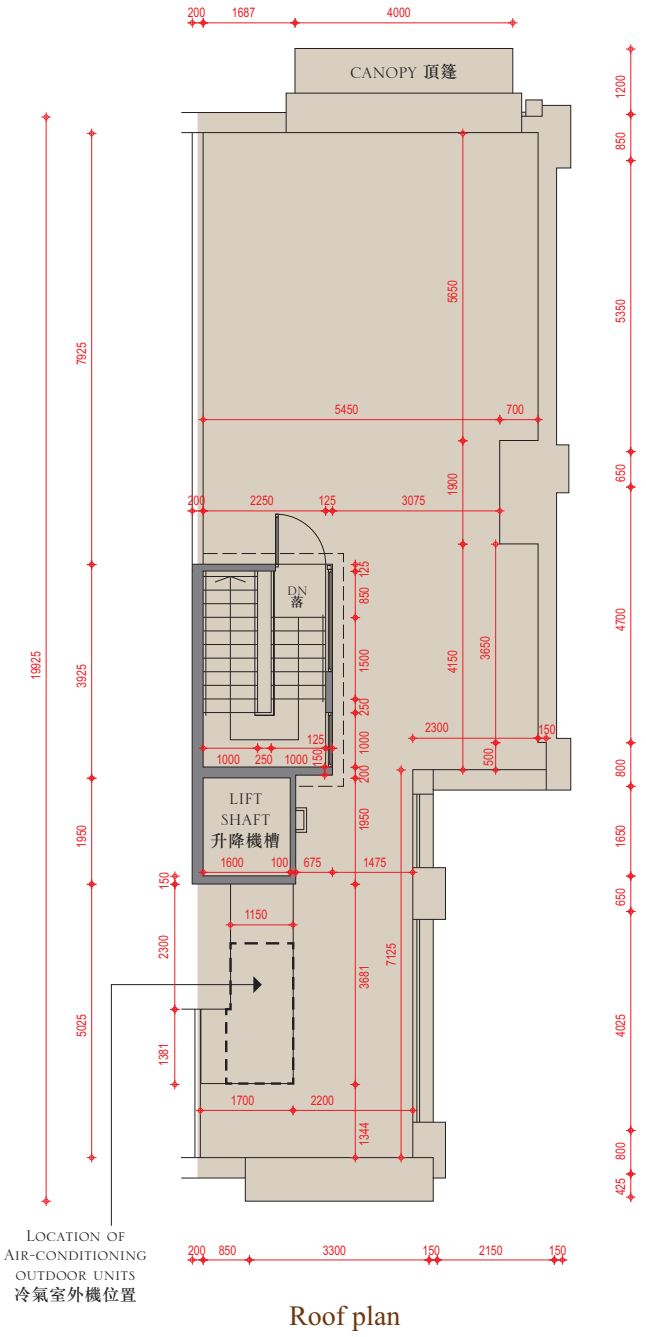

Roof plan

天台平面圖

The internal areas of the residential properties on the upper floors will generally be slightly larger than those on the lower floors because of the reducing thickness of the structural walls on the upper floors.

因住宅物業的較高樓層的結構牆的厚度遞減，較高樓層的內部面積，一般比較低樓層的內部面積稍大。

Remarks :
1. The dimensions in the floor plans are all structural dimensions in millimetre.
2. The air-conditioning outdoor unit(s) for House No. 27 is/are located on the roof of the House.
3. The area of each space inside the carport which is designated under the Land Grant for parking purpose is 12.5 sq.m.

備註：
1. 樓面平面圖之尺規所列數字為以毫米標示之建築結構尺寸。
2. 屋號27的冷氣室外機安裝於此洋房天台上。
3. 批地文件指明車房內每個用作停放車輛地方的面積為12.5平方米。

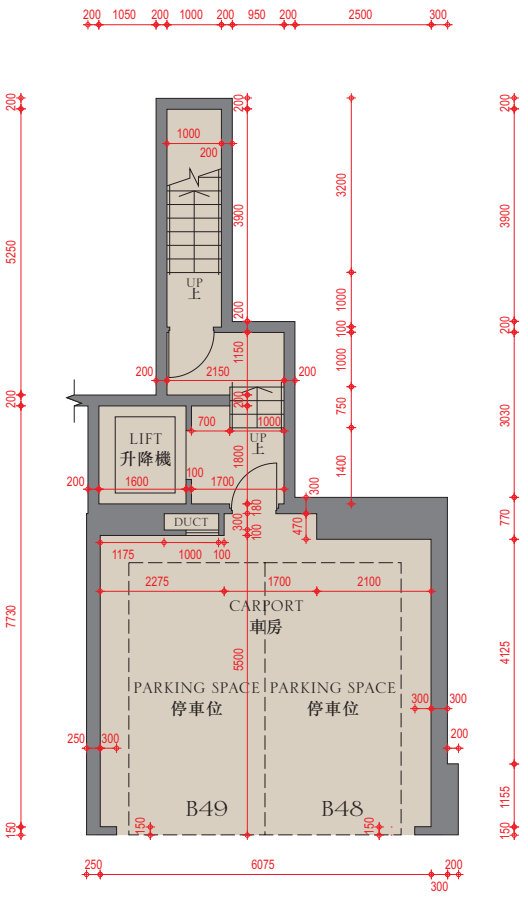

Lower ground floor plan

地下低層平面圖

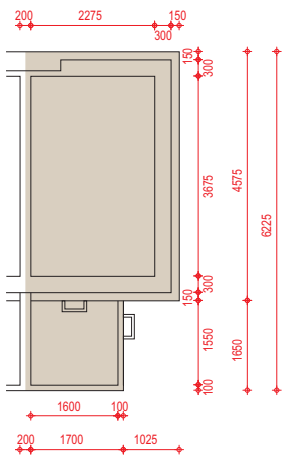

Upper roof plan

上層天台平面圖

Scale: 0 5 Metres （米）
比例：

Floor 樓層	Floor-to-floor height (refers to the height between the top surface of the structural slab of a floor and the top surface of its immediate upper floor) (m) 層與層之間的高度 (指該樓層之石屎地台面與上一層石屎地台面之高度距離) (米)	Thickness of the floor slabs (excluding plaster) (mm) 樓板 (不包括灰泥) 厚度(毫米)
LG/F 地下低層	3.75	150, 175, 200
G/F 地下	4.2	
1/F 一樓	3.5, 3.55	
2/F 二樓	3.5, 3.575	
Roof (Stairhood) 天台(梯屋)	2.8	150

Floor plans of residential properties in the phase of the development
發展項目期數的住宅物業的樓面平面圖

House - House No. 28 together with Car Park Nos. B46 and B47
洋房 - 屋號28連同B46和B47號停車位

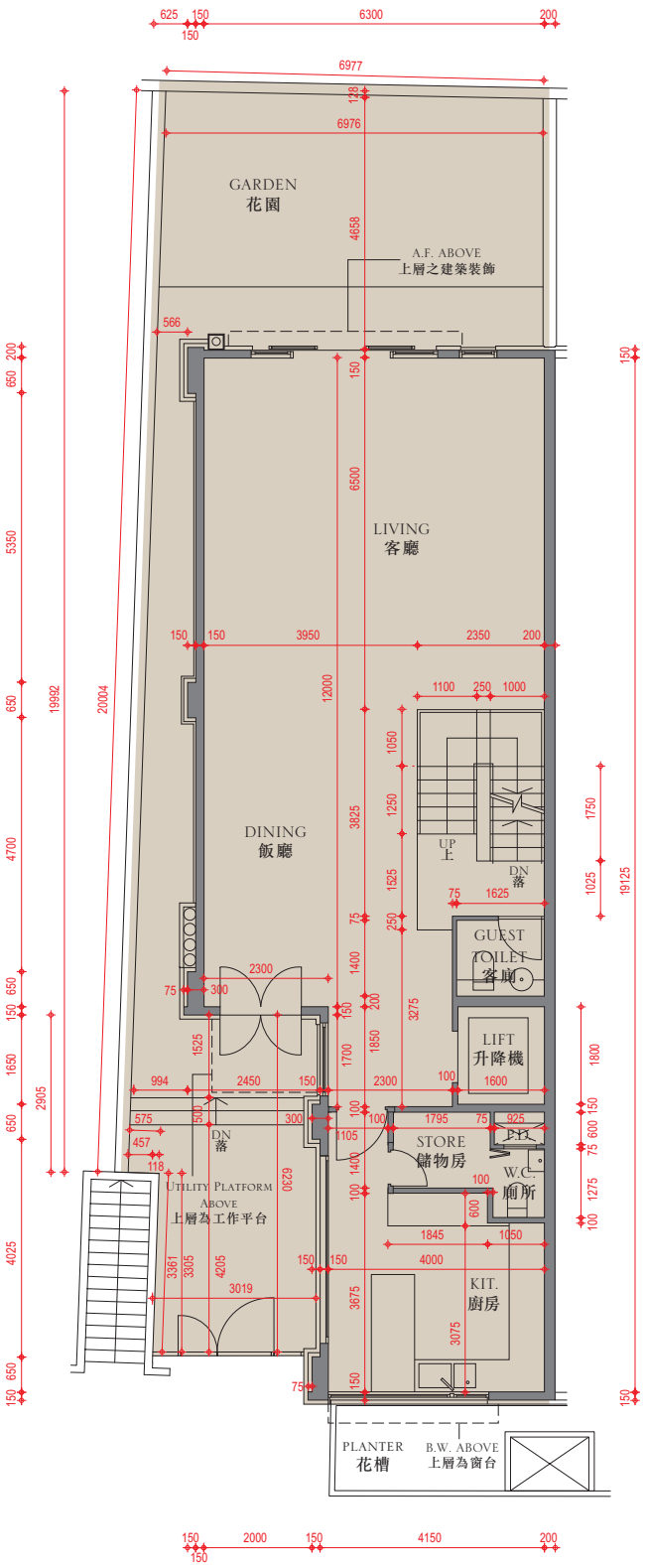

Ground floor plan
地下平面圖

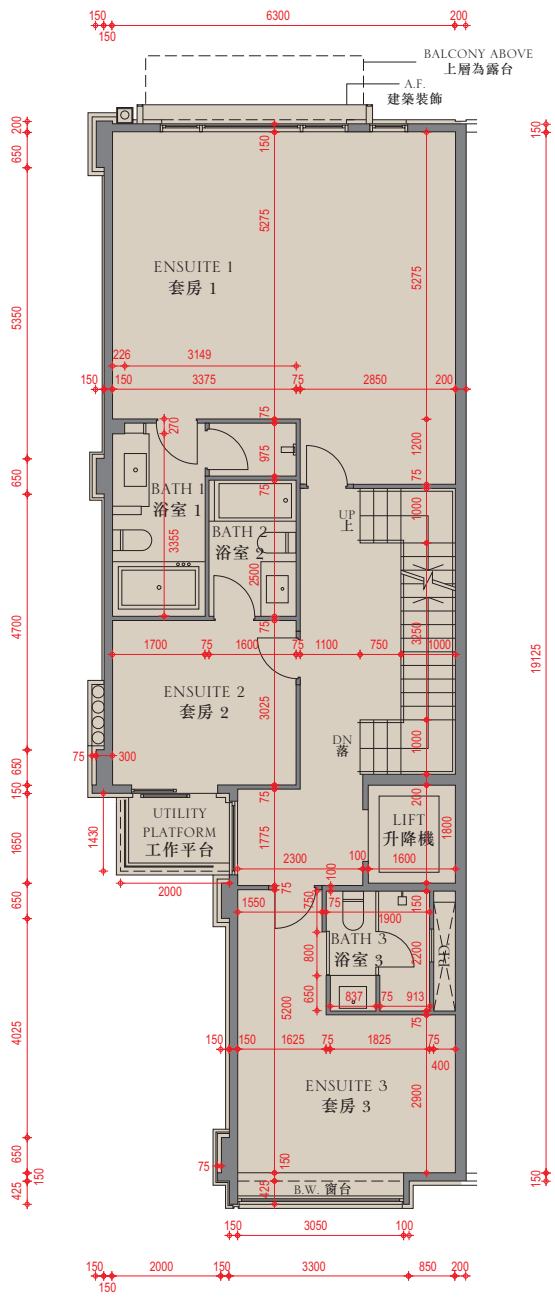

First floor plan
一樓平面圖

Legend 圖例

A.F.	=	Architectural Feature	=	建築裝飾
BATH	=	Bathroom	=	浴室
B.W.	=	Bay Window	=	窗台
DINING	=	Dining Room	=	飯廳
DN	=	Down	=	下
DUCT	=	Duct	=	槽
KIT.	=	Kitchen	=	廚房
LIVING	=	Living Room	=	客廳
MASTER BATH	=	Master Bathroom	=	主人浴室
P.D.	=	Pipe Duct	=	管槽
W.C.	=	Toilet	=	廁所

Scale:
比例： 0 5 Metres（米）

Floor plans of residential properties in the phase of the development
發展項目期數的住宅物業的樓面平面圖

House - House No. 28 together with Car Park Nos. B46 and B47
洋房 - 屋號28連同B46和B47號停車位

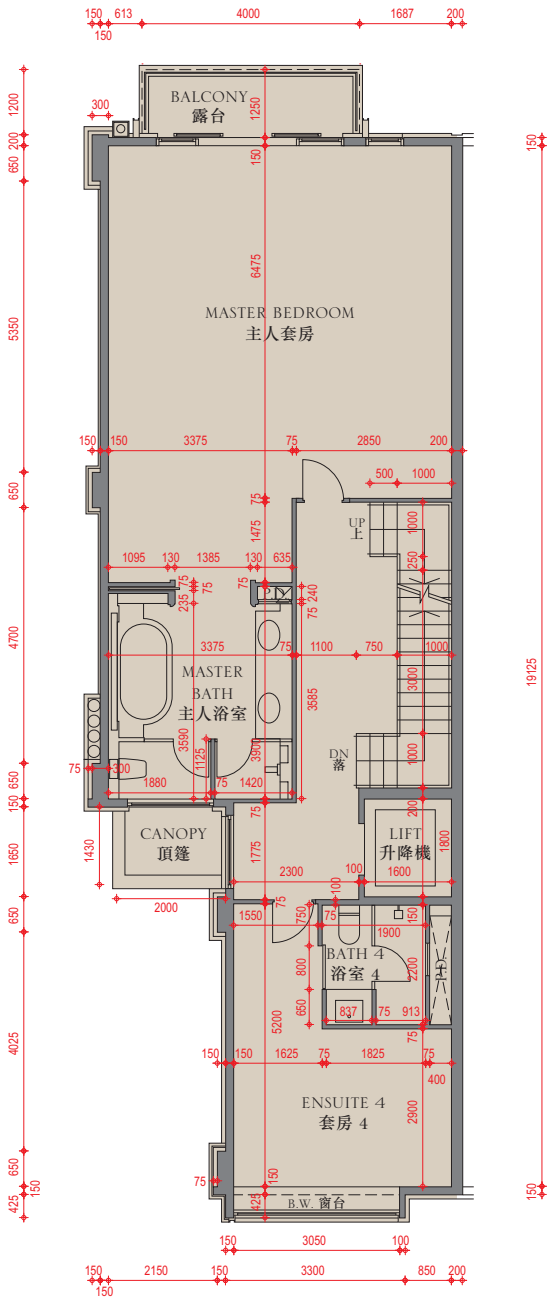

Second floor plan

二樓平面圖

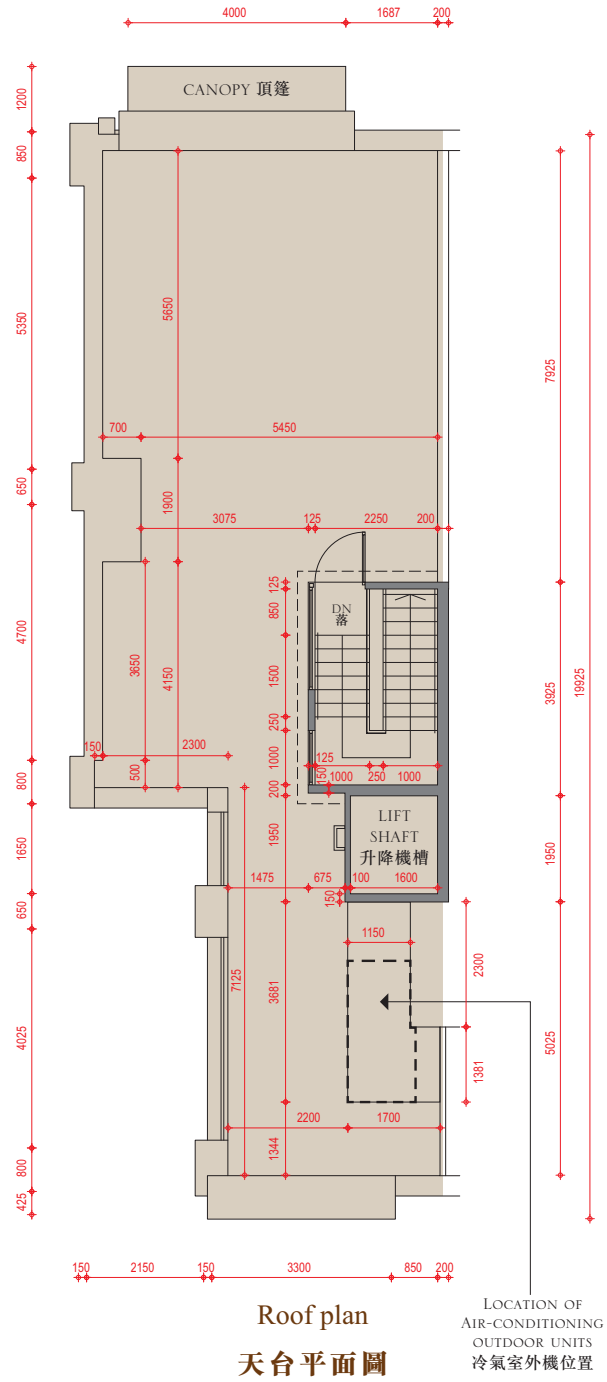

Roof plan

天台平面圖

LOCATION OF AIR-CONDITIONING OUTDOOR UNITS
冷氣室外機位置

The internal areas of the residential properties on the upper floors will generally be slightly larger than those on the lower floors because of the reducing thickness of the structural walls on the upper floors.

因住宅物業的較高樓層的結構牆的厚度遞減，較高樓層的內部面積，一般比較低樓層的內部面積稍大。

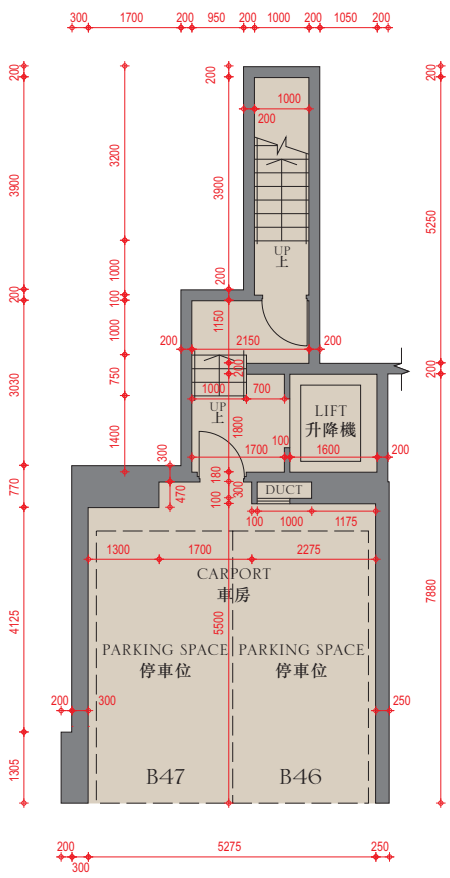

Lower ground floor plan

地下低層平面圖

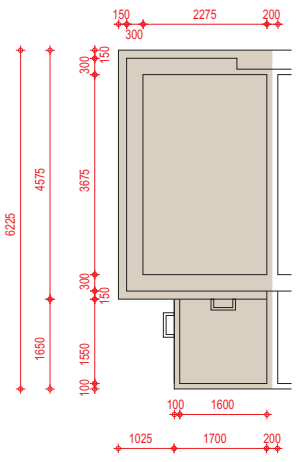

Upper roof plan

上層天台平面圖

Scale: 比例： 0 5 Metres（米）

Remarks :
1. The dimensions in the floor plans are all structural dimensions in millimetre.
2. The air-conditioning outdoor unit(s) for House No. 28 is/are located on the roof of the House.
3. The area of each space inside the carport which is designated under the Land Grant for parking purpose is 12.5 sq.m.

備註：
1. 樓面平面圖之尺規所列數字為以毫米標示之建築結構尺寸。
2. 屋號28的冷氣室外機安裝於此洋房天台上。
3. 批地文件指明車房內每個用作停放車輛地方的面積為12.5平方米。

Floor 樓層	Floor-to-floor height (refers to the height between the top surface of the structural slab of a floor and the top surface of the structural slab of its immediate upper floor) (m) 層與層之間的高度 (指該樓層之石屎地台面與上一層石屎地台面之高度距離) (米)	Thickness of the floor slabs (excluding plaster) (mm) 樓板 (不包括灰泥) 厚度(毫米)
LG/F 地下低層	3.75	150, 175, 200
G/F 地下	4.2	
1/F 一樓	3.5, 3.55	
2/F 二樓	3.5, 3.575	
Roof (Stairhood) 天台(梯屋)	2.8	150

Floor plans of residential properties in the phase of the development
發展項目期數的住宅物業的樓面平面圖

House - House No. 29 together with Car Park Nos. B43 and B45
洋房 - 屋號29連同B43和B45號停車位

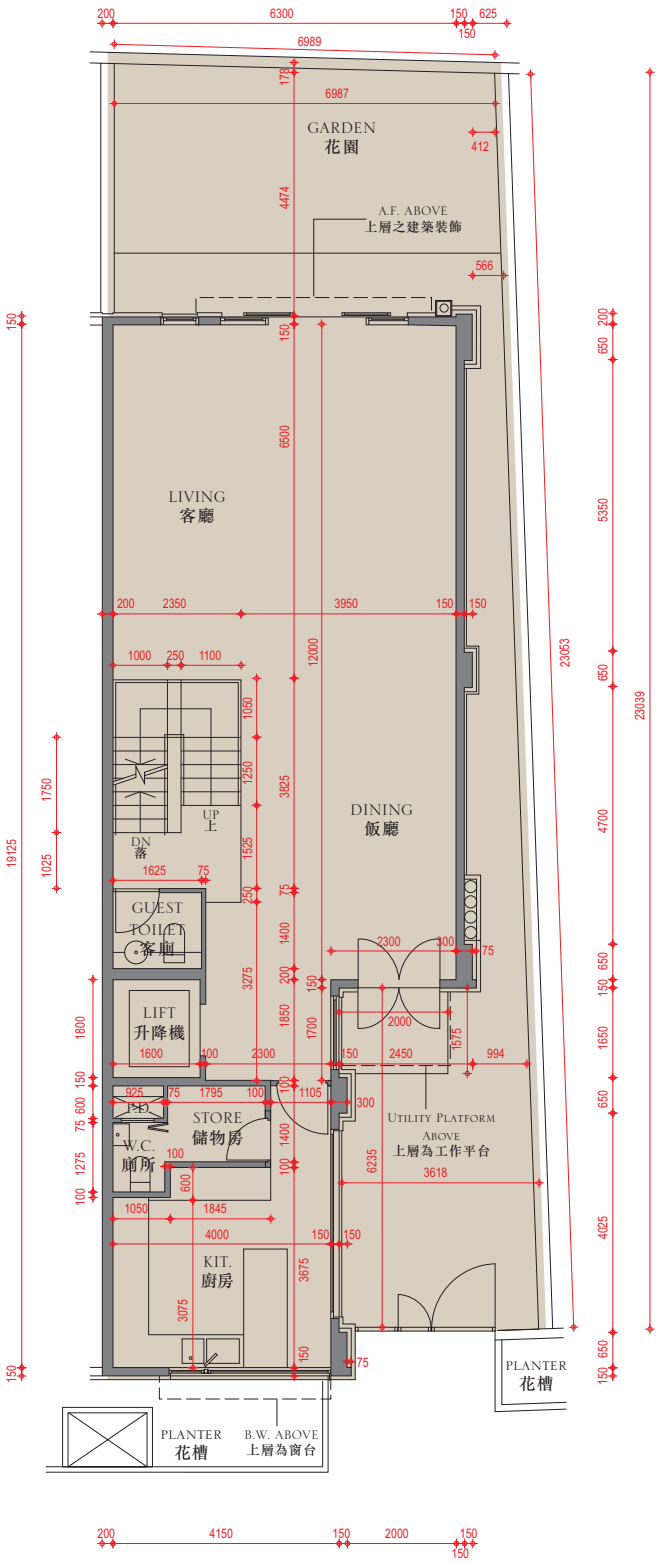

Ground floor plan
地下平面圖

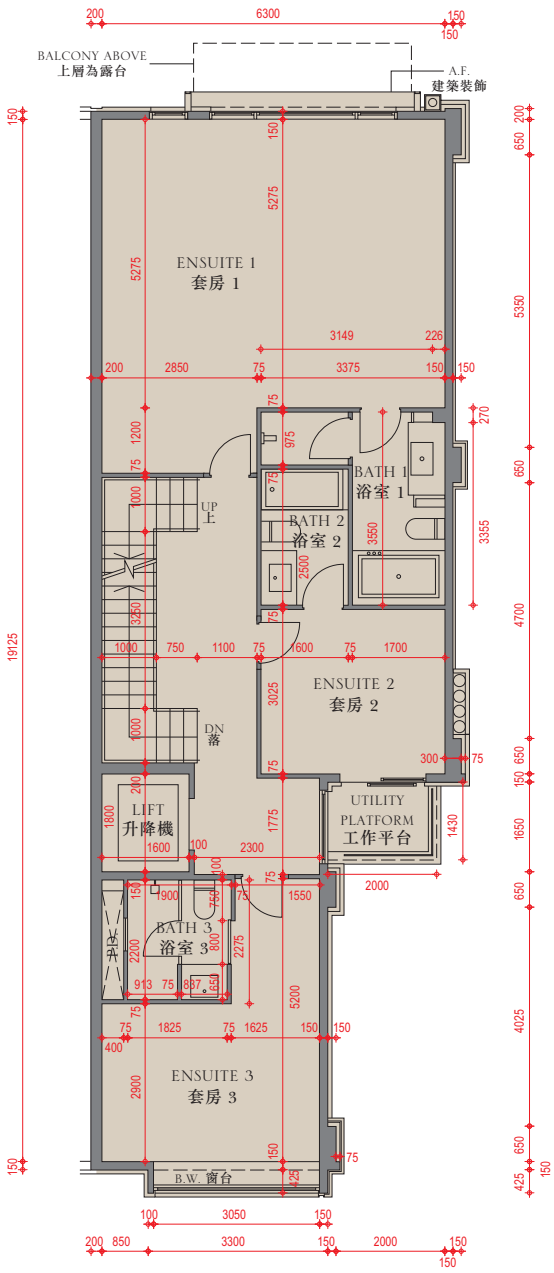

First floor plan
一樓平面圖

Legend 圖例

A.F.	=	Architectural Feature	=	建築裝飾
BATH	=	Bathroom	=	浴室
B.W.	=	Bay Window	=	窗台
DINING	=	Dining Room	=	飯廳
DN	=	Down	=	下
DUCT	=	Duct	=	槽
KIT.	=	Kitchen	=	廚房
LIVING	=	Living Room	=	客廳
MASTER BATH	=	Master Bathroom	=	主人浴室
P.D.	=	Pipe Duct	=	管槽
W.C.	=	Toilet	=	廁所

Scale:
比例： 0 5 Metres（米）

Floor plans of residential properties in the phase of the development
發展項目期數的住宅物業的樓面平面圖

House - House No. 29 together with Car Park Nos. B43 and B45
洋房 - 屋號29連同B43和B45號停車位

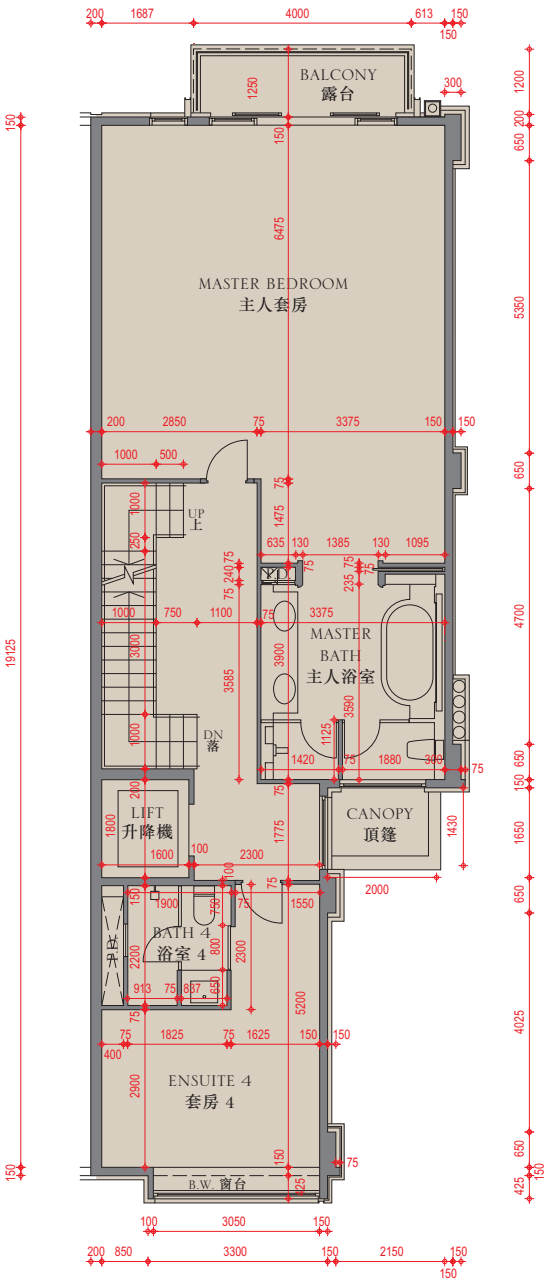

Second floor plan

二樓平面圖

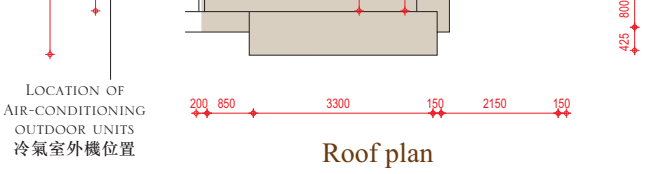

Roof plan

天台平面圖

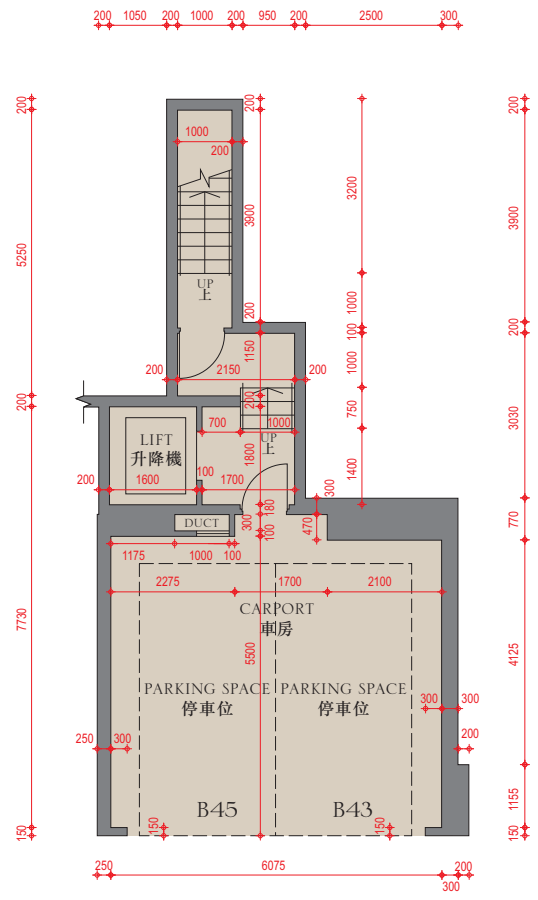

Lower ground floor plan

地下低層平面圖

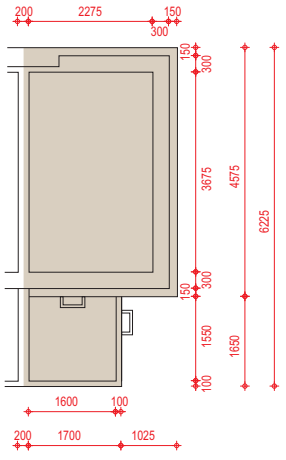

Upper roof plan

上層天台平面圖

Scale:
比例： 0 5 Metres（米）

The internal areas of the residential properties on the upper floors will generally be slightly larger than those on the lower floors because of the reducing thickness of the structural walls on the upper floors.

因住宅物業的較高樓層的結構牆的厚度遞減，較高樓層的內部面積，一般比較低樓層的內部面積稍大。

Remarks :
1. The dimensions in the floor plans are all structural dimensions in millimetre.
2. The air-conditioning outdoor unit(s) for House No. 29 is/are located on the roof of the House.
3. The area of each space inside the carport which is designated under the Land Grant for parking purpose is 12.5 sq.m.

備註：
1. 樓面平面圖之尺規所列數字為以毫米標示之建築結構尺寸。
2. 屋號29的冷氣室外機安裝於此洋房天台上。
3. 批地文件指明車房內每個用作停放車輛地方的面積為12.5平方米。

Floor 樓層	Floor-to-floor height (refers to the height between the top surface of the structural slab of a floor and the top surface of the structural slab of its immediate upper floor) (m) 層與層之間的高度(指該樓層之石屎地台面與上一層石屎地台面之高度距離) (米)	Thickness of the floor slabs (excluding plaster) (mm) 樓板(不包括灰泥)厚度(毫米)
LG/F 地下低層	3.75	150, 175, 200
G/F 地下	4.2	
1/F 一樓	3.5, 3.55	
2/F 二樓	3.5, 3.575	
Roof (Stairhood) 天台(梯屋)	2.8	150

Floor plans of residential properties in the phase of the development
發展項目期數的住宅物業的樓面平面圖

House - House No. 30 together with Car Park Nos. B41 and B42
洋房 - 屋號30連同B41和B42號停車位

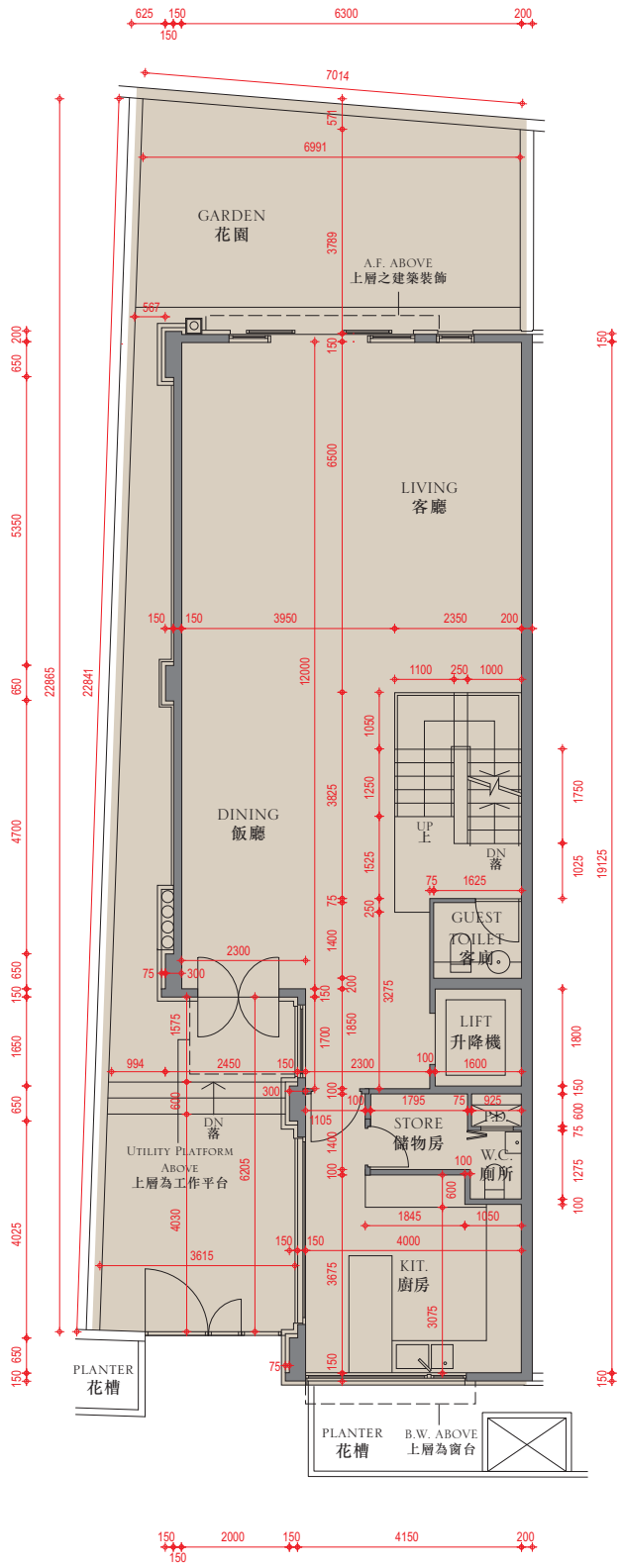

Ground floor plan
地下平面圖

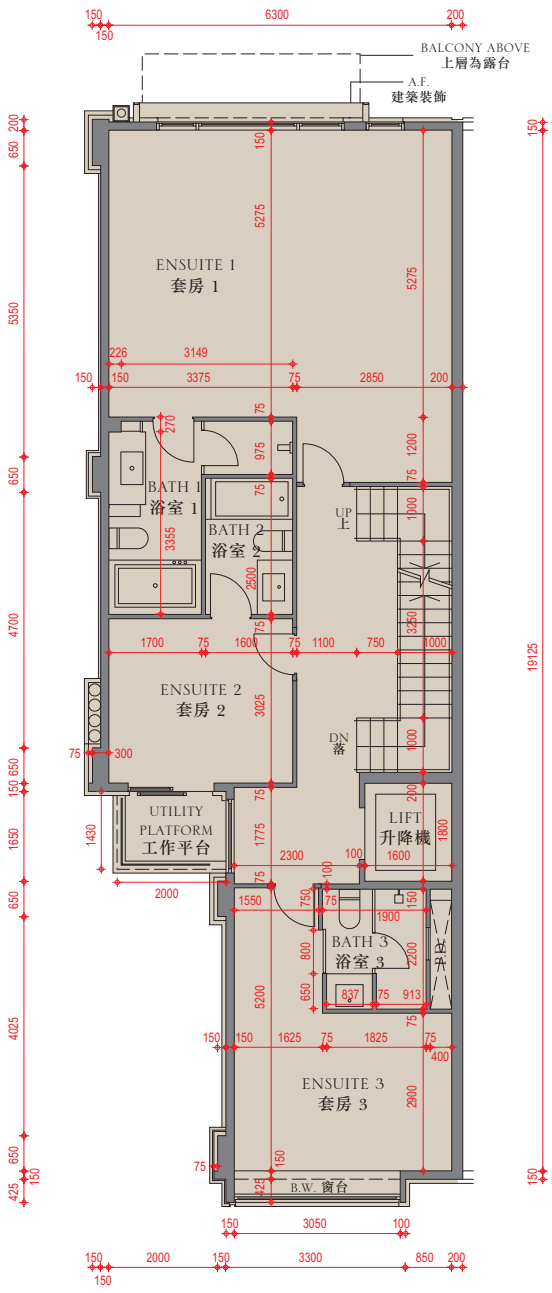

First floor plan
一樓平面圖

Legend 圖例

A.F.	=	Architectural Feature	=	建築裝飾
BATH	=	Bathroom	=	浴室
B.W.	=	Bay Window	=	窗台
DINING	=	Dining Room	=	飯廳
DN	=	Down	=	下
DUCT	=	Duct	=	槽
KIT.	=	Kitchen	=	廚房
LIVING	=	Living Room	=	客廳
MASTER BATH	=	Master Bathroom	=	主人浴室
P.D.	=	Pipe Duct	=	管槽
W.C.	=	Toilet	=	廁所

Scale:
比例： 0 5 Metres（米）

Floor plans of residential properties in the phase of the development
發展項目期數的住宅物業的樓面平面圖

House - House No. 30 together with Car Park Nos. B41 and B42
洋房 - 屋號30連同B41和B42號停車位

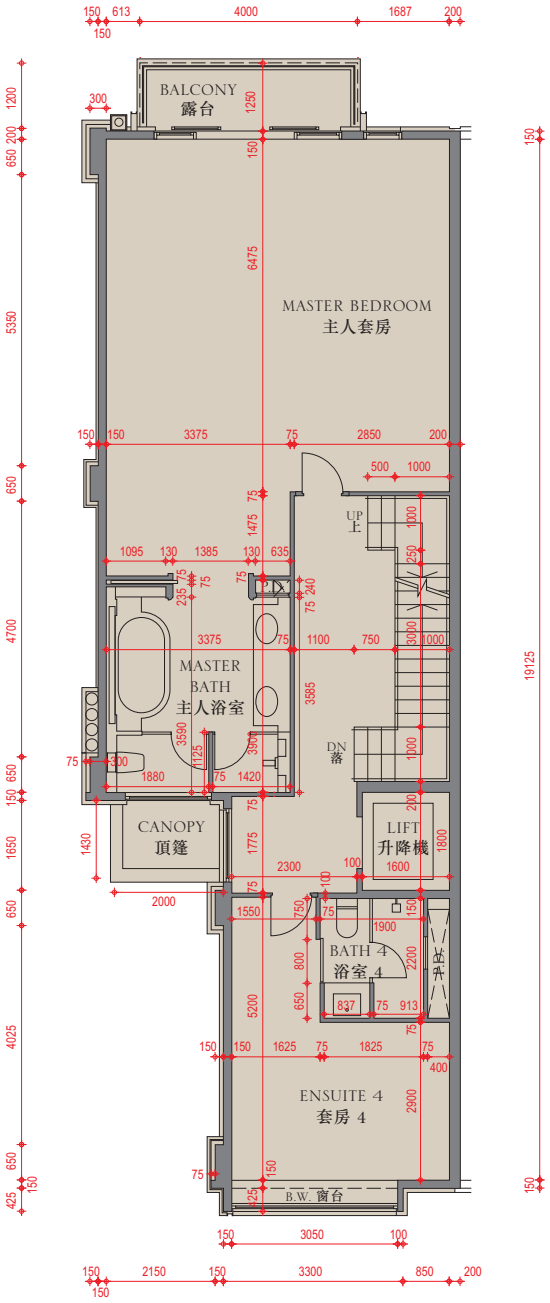

Second floor plan

二樓平面圖

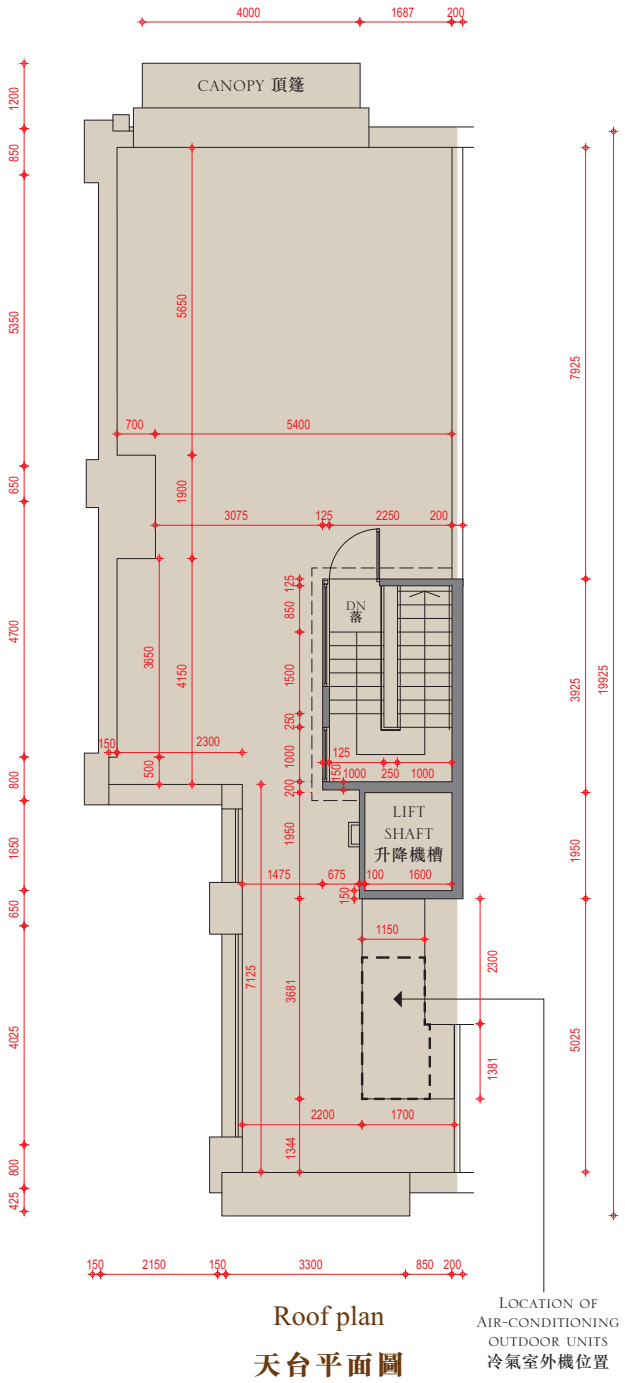

Roof plan

天台平面圖

LOCATION OF AIR-CONDITIONING OUTDOOR UNITS
冷氣室外機位置

The internal areas of the residential properties on the upper floors will generally be slightly larger than those on the lower floors because of the reducing thickness of the structural walls on the upper floors.

因住宅物業的較高樓層的結構牆的厚度遞減，較高樓層的內部面積，一般比較低樓層的內部面積稍大。

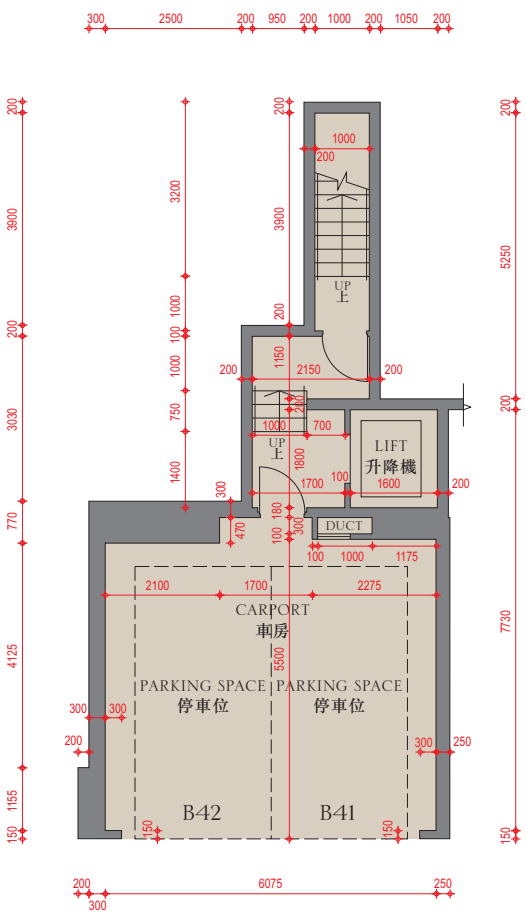

Lower ground floor plan

地下低層平面圖

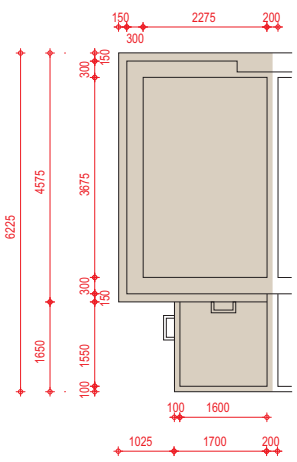

Upper roof plan

上層天台平面圖

Scale:
比例： 0 5 Metres（米）

Remarks :
1. The dimensions in the floor plans are all structural dimensions in millimetre.
2. The air-conditioning outdoor unit(s) for House No. 30 is/are located on the roof of the House.
3. The area of each space inside the carport which is designated under the Land Grant for parking purpose is 12.5 sq.m.

備註：
1. 樓面平面圖之尺規所列數字為以毫米標示之建築結構尺寸。
2. 屋號30的冷氣室外機安裝於此洋房天台上。
3. 批地文件指明車房內每個用作停放車輛地方的面積為12.5平方米。

Floor 樓層	Floor-to-floor height (refers to the height between the top surface of the structural slab of a floor and the top surface of the structural slab of its immediate upper floor) (m) 層與層之間的高度 (指該樓層之石屎地台面與上一層石屎地台面之高度距離) (米)	Thickness of the floor slabs (excluding plaster) (mm) 樓板 (不包括灰泥) 厚度(毫米)
LG/F 地下低層	3.75	150, 175, 200
G/F 地下	4.2	
1/F 一樓	3.5, 3.55	
2/F 二樓	3.5, 3.575	
Roof (Stairhood) 天台(梯屋)	2.8	150

Floor plans of residential properties in the phase of the development
發展項目期數的住宅物業的樓面平面圖

House - House No. 31 together with Car Park Nos. B39 and B40
洋房 - 屋號31連同B39和B40號停車位

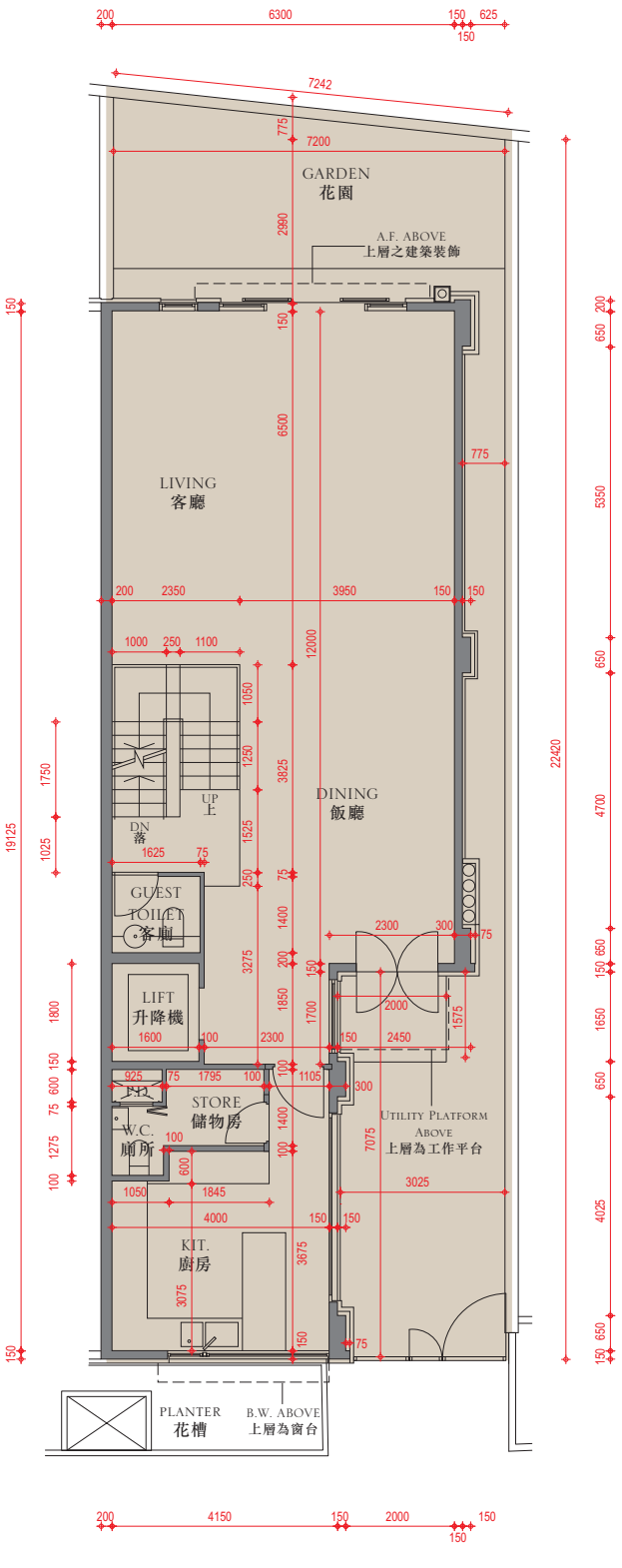

Ground floor plan
地下平面圖

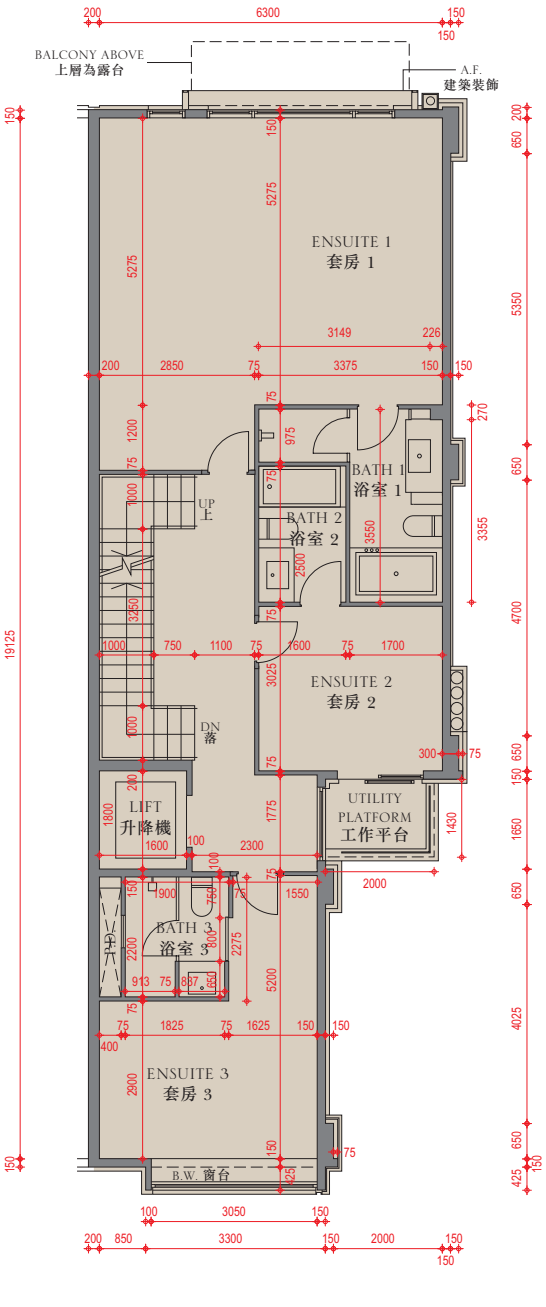

First floor plan
一樓平面圖

Legend 圖例

A.F.	=	Architectural Feature	=	建築裝飾
BATH	=	Bathroom	=	浴室
B.W.	=	Bay Window	=	窗台
DINING	=	Dining Room	=	飯廳
DN	=	Down	=	下
DUCT	=	Duct	=	槽
KIT.	=	Kitchen	=	廚房
LIVING	=	Living Room	=	客廳
MASTER BATH	=	Master Bathroom	=	主人浴室
P.D.	=	Pipe Duct	=	管槽
W.C.	=	Toilet	=	廁所

Scale:
比例： 0 5 Metres（米）

Floor plans of residential properties in the phase of the development
發展項目期數的住宅物業的樓面平面圖

House - House No. 31 together with Car Park Nos. B39 and B40
洋房 - 屋號31連同B39和B40號停車位

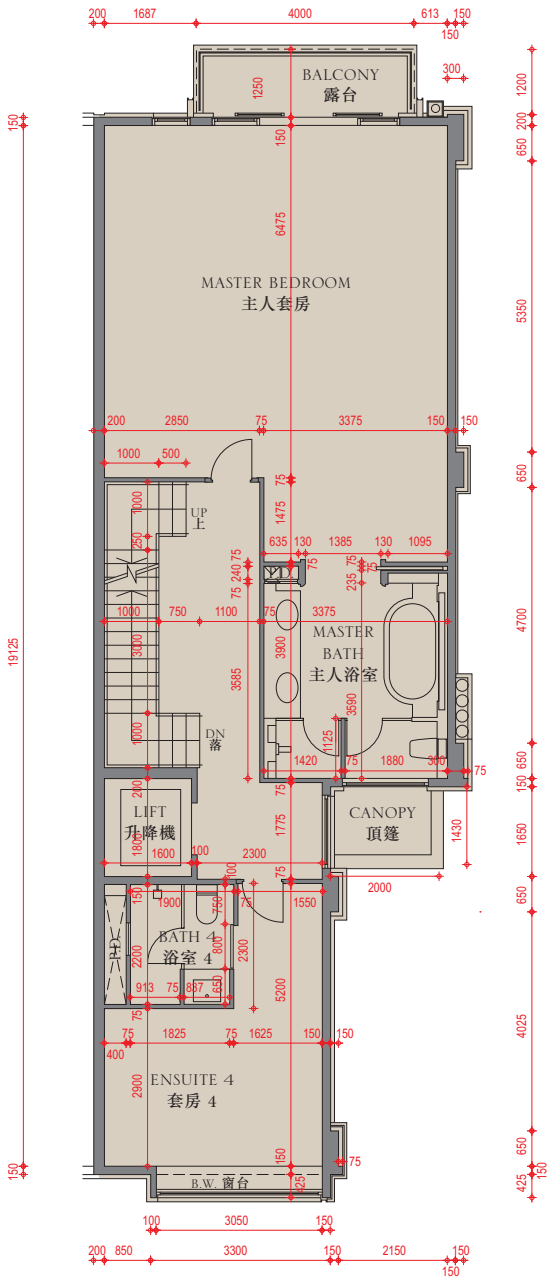

Second floor plan

二樓平面圖

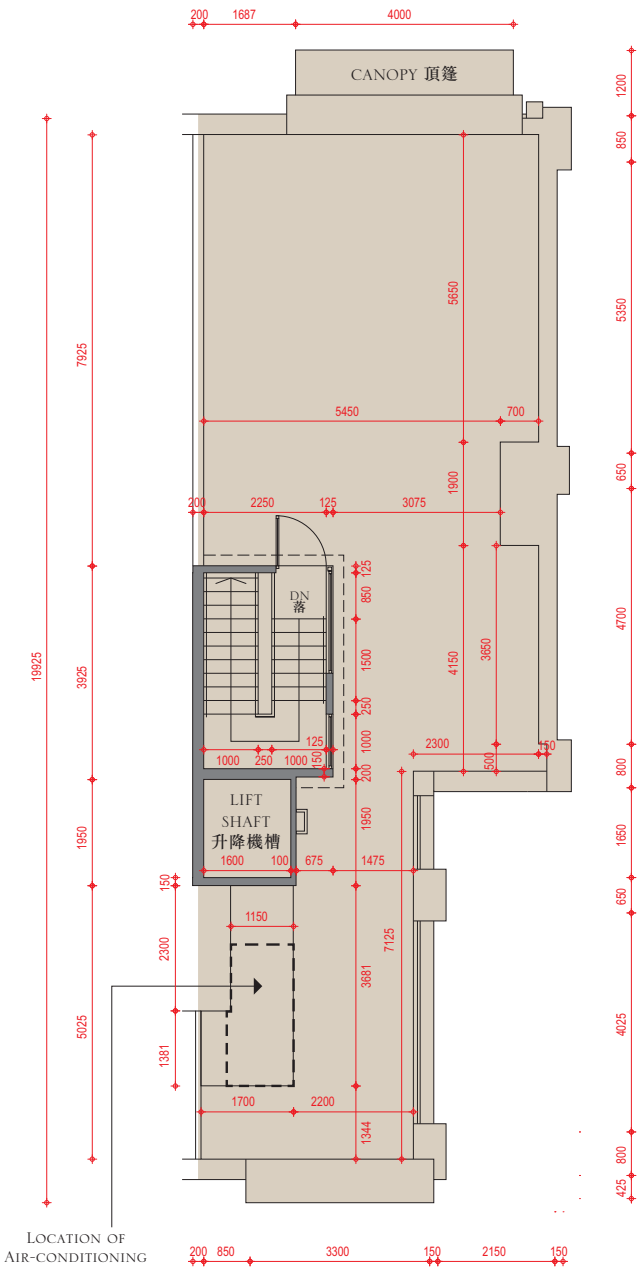

Roof plan

天台平面圖

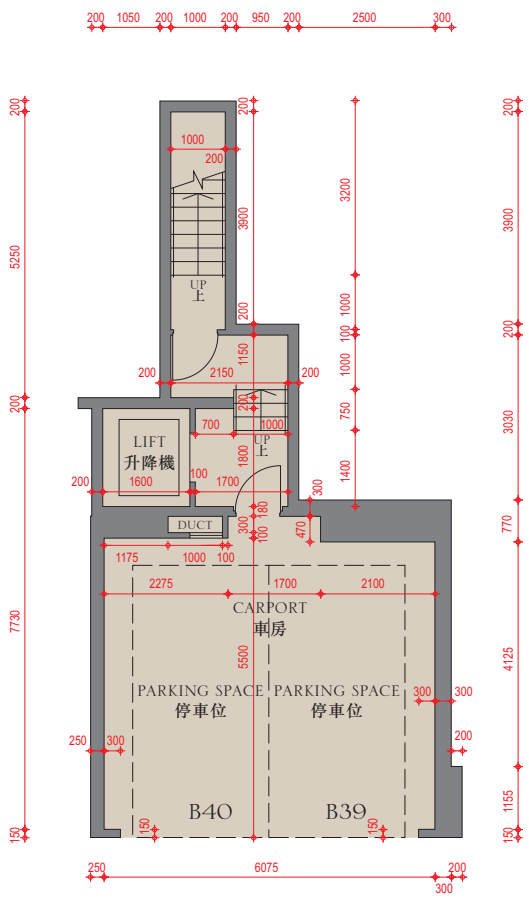

Lower ground floor plan

地下低層平面圖

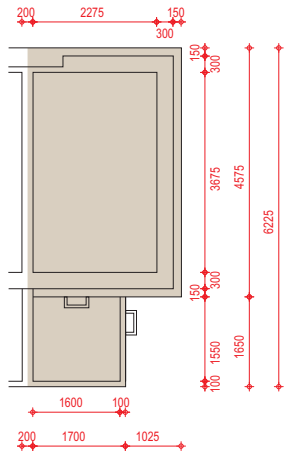

Upper roof plan

上層天台平面圖

Scale:
比例： 0 5 Metres（米）

The internal areas of the residential properties on the upper floors will generally be slightly larger than those on the lower floors because of the reducing thickness of the structural walls on the upper floors.

因住宅物業的較高樓層的結構牆的厚度遞減，較高樓層的內部面積，一般比較低樓層的內部面積稍大。

Remarks :
1. The dimensions in the floor plans are all structural dimensions in millimetre.
2. The air-conditioning outdoor unit(s) for House No. 31 is/are located on the roof of the House.
3. The area of each space inside the carport which is designated under the Land Grant for parking purpose is 12.5 sq.m.

備註：
1. 樓面平面圖之尺規所列數字為以毫米標示之建築結構尺寸。
2. 屋號31的冷氣室外機安裝於此洋房天台上。
3. 批地文件指明車房內每個用作停放車輛地方的面積為12.5平方米。

Floor 樓層	Floor-to-floor height (refers to the height between the top surface of the structural slab of a floor and the top surface of the structural slab of its immediate upper floor) (m) 層與層之間的高度(指該樓層之石屎地台面與上一層石屎地台面之高度距離) (米)	Thickness of the floor slabs (excluding plaster) (mm) 樓板(不包括灰泥)厚度(毫米)
LG/F 地下低層	3.75	150, 175, 200
G/F 地下	4.2	
1/F 一樓	3.5, 3.55	
2/F 二樓	3.5, 3.575	
Roof (Stairhood) 天台(梯屋)	2.8	150

Floor plans of residential properties in the phase of the development
發展項目期數的住宅物業的樓面平面圖

House - House No. 32 together with Car Park Nos. B36, B37 and B38
洋房 - 屋號32連同B36、B37及B38號停車位

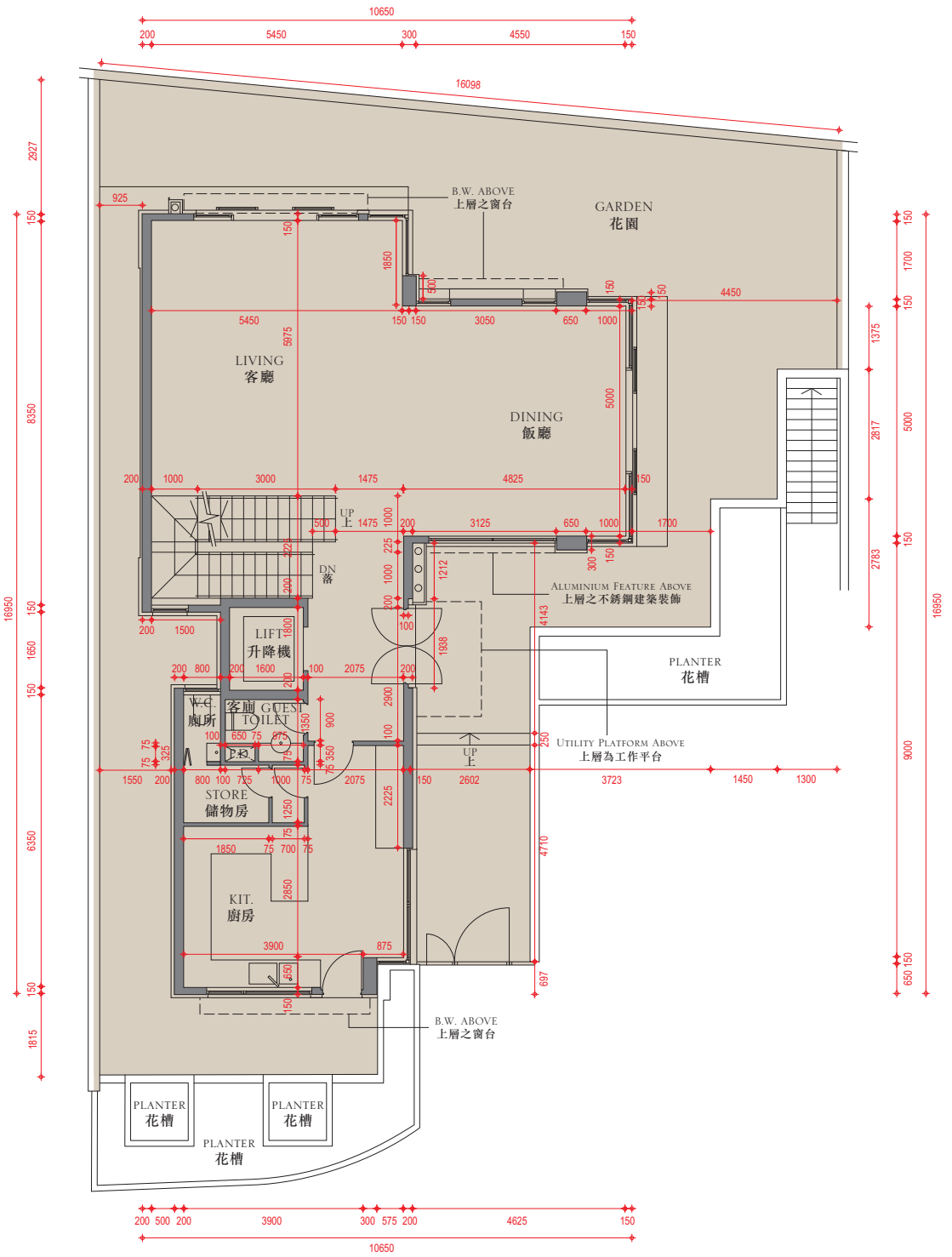

Ground floor plan
地下平面圖

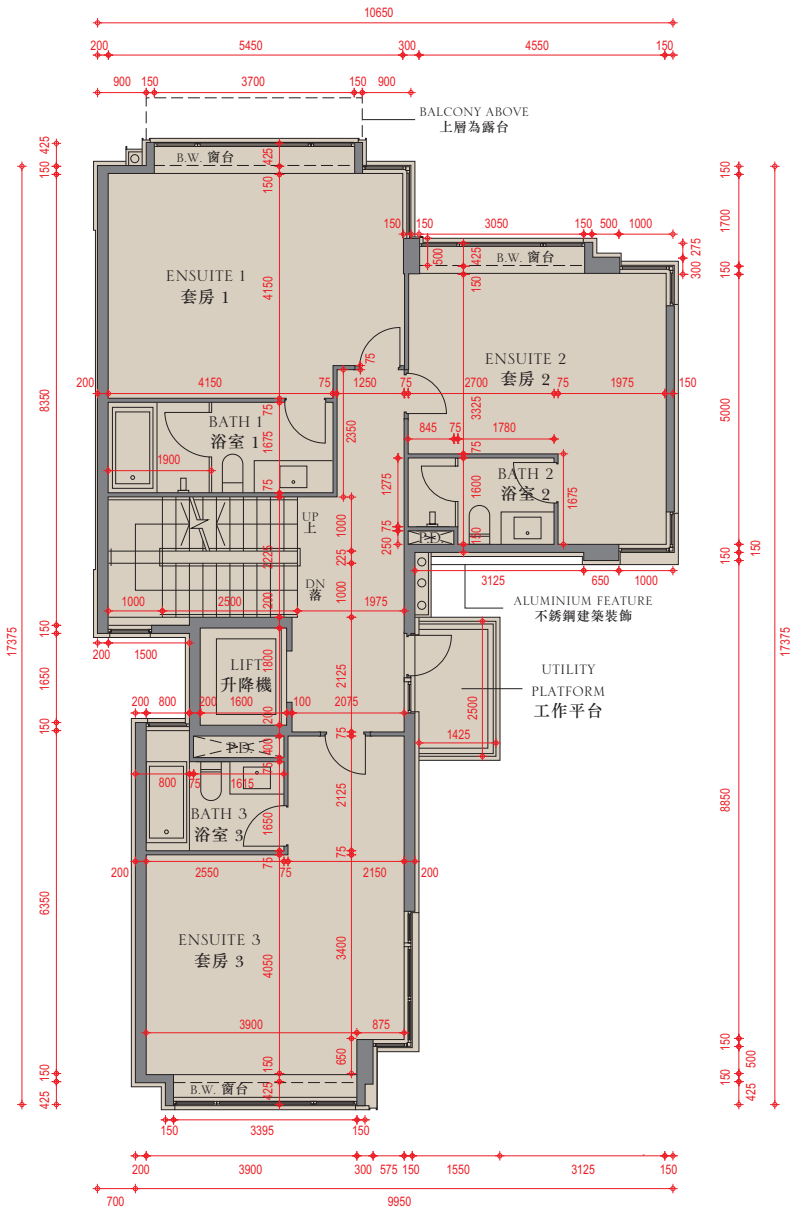

First floor plan
一樓平面圖

Legend 圖例

A.F.	=	Architectural Feature	=	建築裝飾
BATH	=	Bathroom	=	浴室
B.W.	=	Bay Window	=	窗台
DINING	=	Dining Room	=	飯廳
DN	=	Down	=	下
DUCT	=	Duct	=	槽
KIT.	=	Kitchen	=	廚房
LIVING	=	Living Room	=	客廳
MASTER BATH	=	Master Bathroom	=	主人浴室
P.D.	=	Pipe Duct	=	管槽
W.C.	=	Toilet	=	廁所

Scale:
比例： 0 5 Metres（米）

Floor plans of residential properties in the phase of the development
發展項目期數的住宅物業的樓面平面圖

House - House No. 32 together with Car Park Nos. B36, B37 and B38
洋房 - 屋號32連同B36、B37及B38號停車位

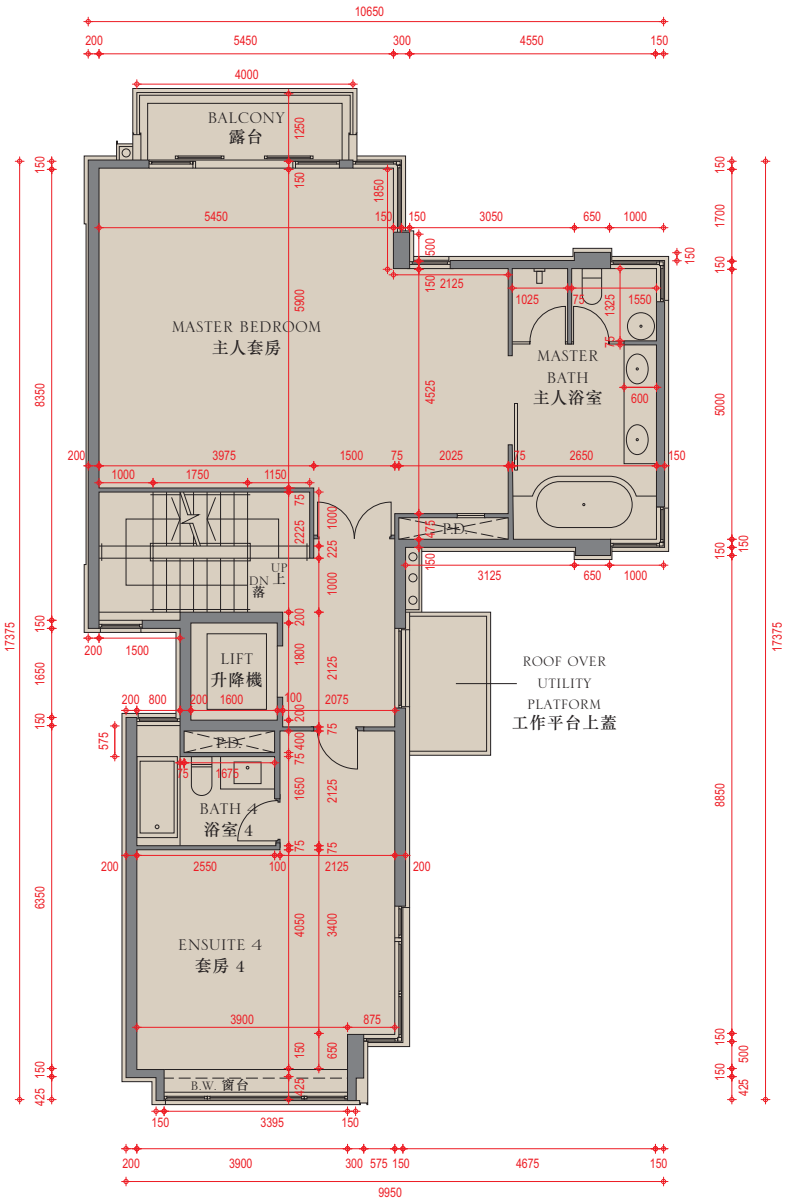

Second floor plan

二樓平面圖

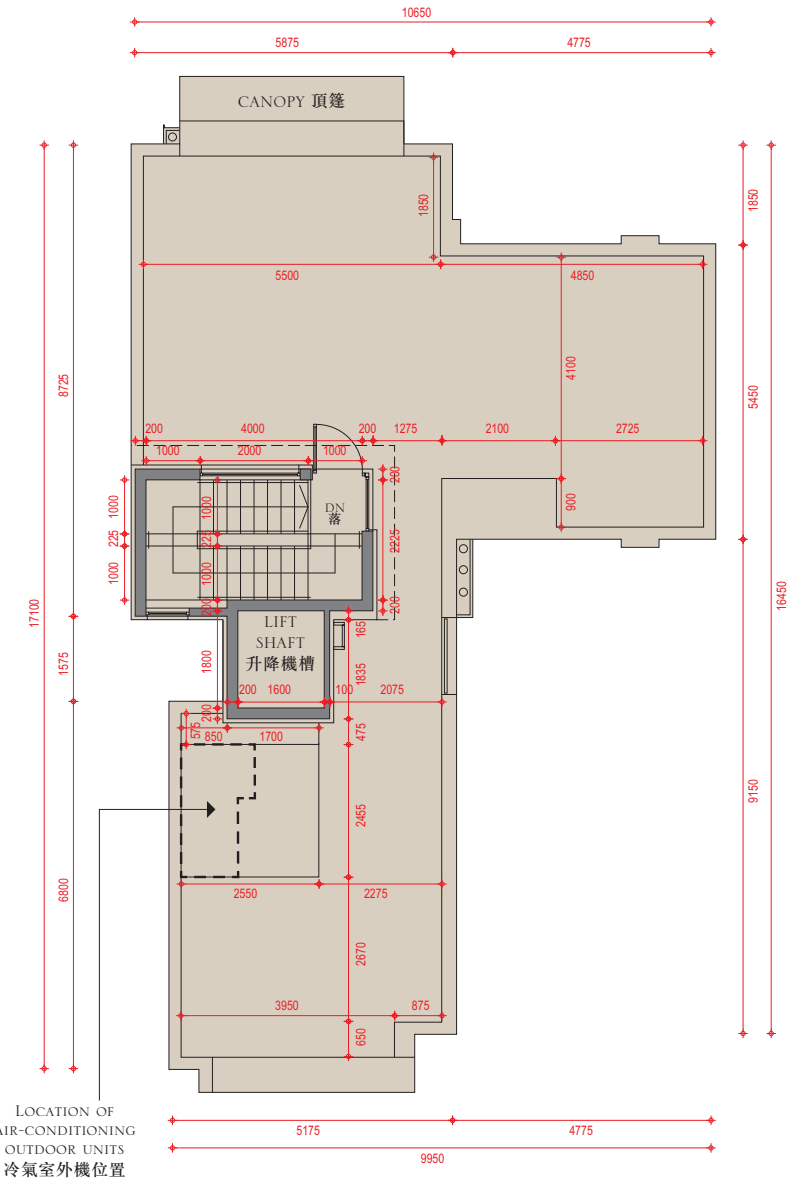

Roof plan

天台平面圖

The internal areas of the residential properties on the upper floors will generally be slightly larger than those on the lower floors because of the reducing thickness of the structural walls on the upper floors.

因住宅物業的較高樓層的結構牆的厚度遞減，較高樓層的內部面積，一般比較低樓層的內部面積稍大。

Remarks :
1. The dimensions in the floor plans are all structural dimensions in millimetre.
2. The air-conditioning outdoor unit(s) for House No. 32 is/are located on the roof of the House.
3. The area of each space inside the carport which is designated under the Land Grant for parking purpose is 12.5 sq.m.

備註：
1. 樓面平面圖之尺規所列數字為以毫米標示之建築結構尺寸。
2. 屋號32的冷氣室外機安裝於此洋房天台上。
3. 批地文件指明車房內每個用作停放車輛地方的面積為12.5平方米。

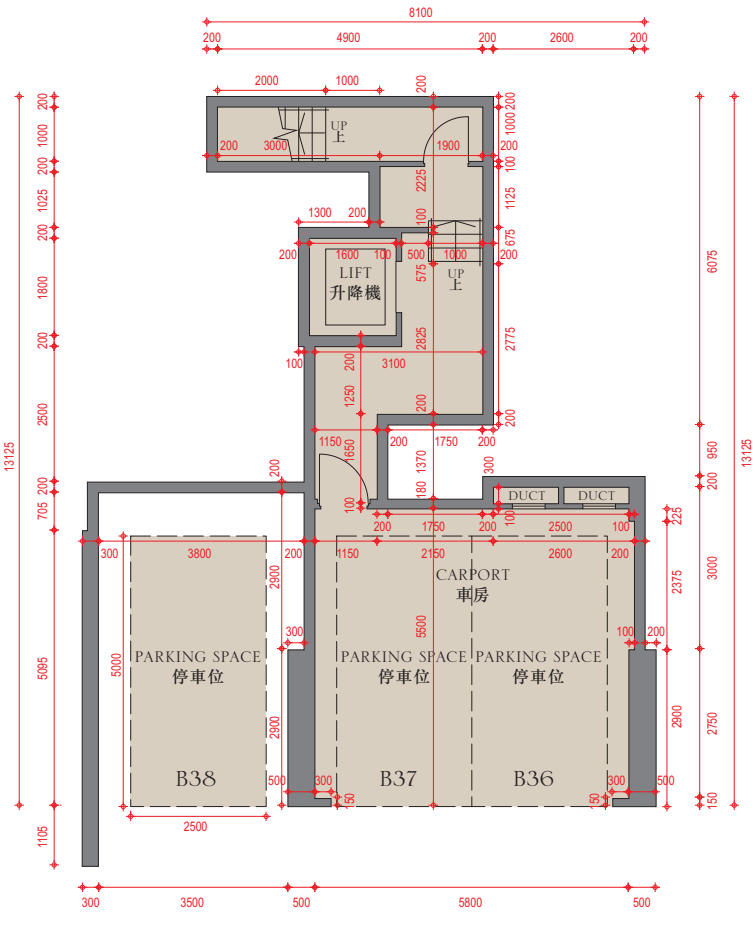

Lower ground floor plan

地下低層平面圖

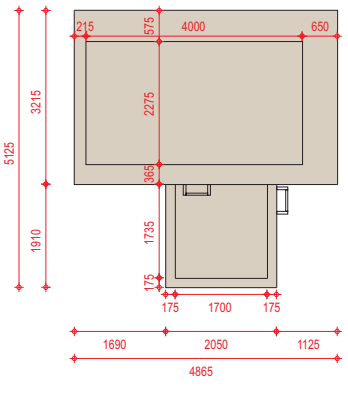

Upper roof plan

上層天台平面圖

Scale:
比例： 0 5 Metres（米）

Floor 樓層	Floor-to-floor height (refers to the height between the top surface of the structural slab of a floor and the top surface of the structural slab of its immediate upper floor) (m) 層與層之間的高度 (指該樓層之石屎地台面與上一層石屎地台面之高度距離) (米)	Thickness of the floor slabs (excluding plaster) (mm) 樓板 (不包括灰泥) 厚度(毫米)
LG/F 地下低層	3.75	200, 250
G/F 地下	4.2	200
1/F 一樓	3.45, 3.5, 3.55	
2/F 二樓	3.5, 3.55	
Roof (Stairhood) 天台(梯屋)	2.8	

Floor plans of residential properties in the phase of the development
發展項目期數的住宅物業的樓面平面圖

House - House No. 33 together with Car Park Nos. B32, B33 and B35
洋房 - 屋號33連同B32、B33及B35號停車位

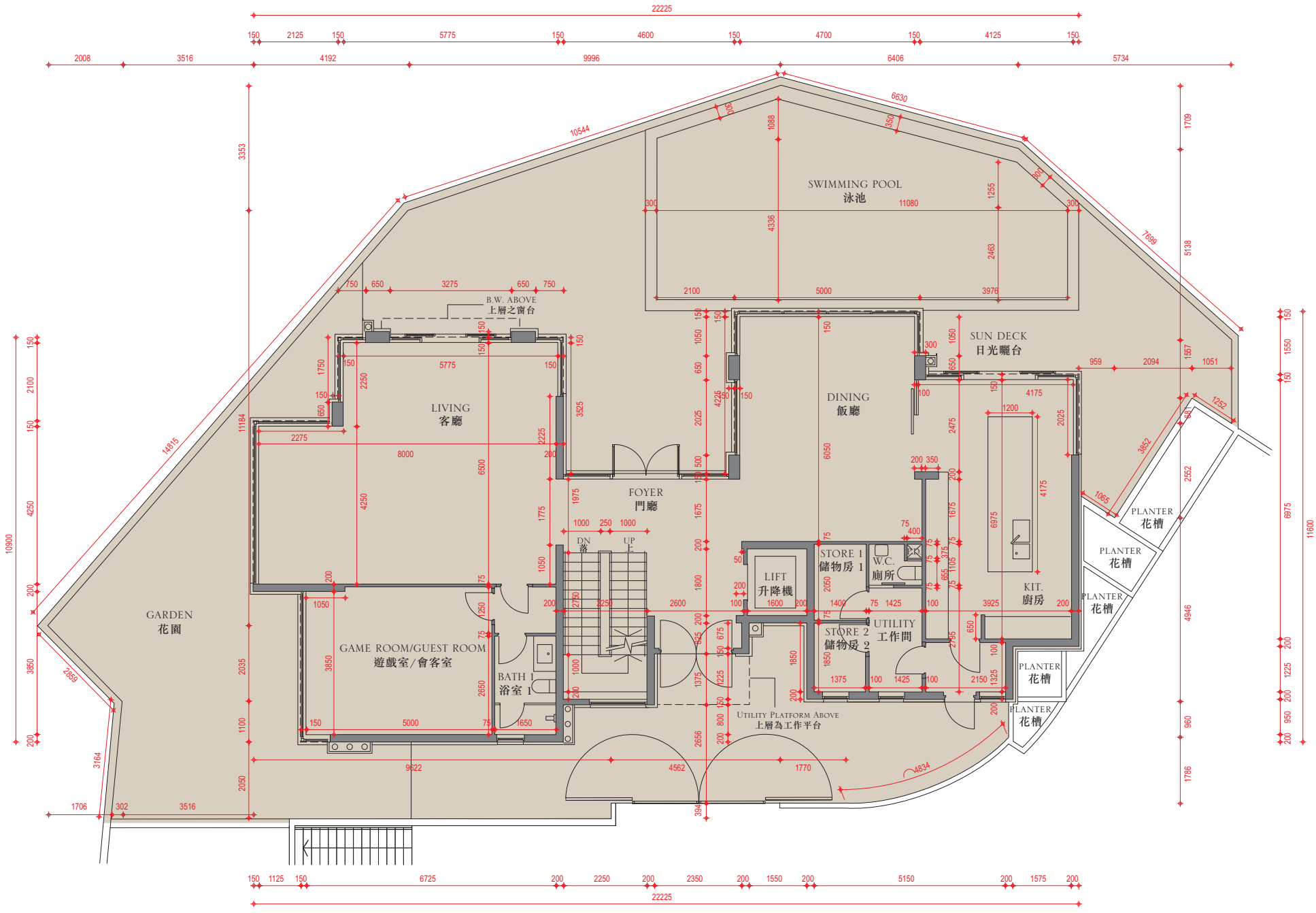

Ground floor plan

地下平面圖

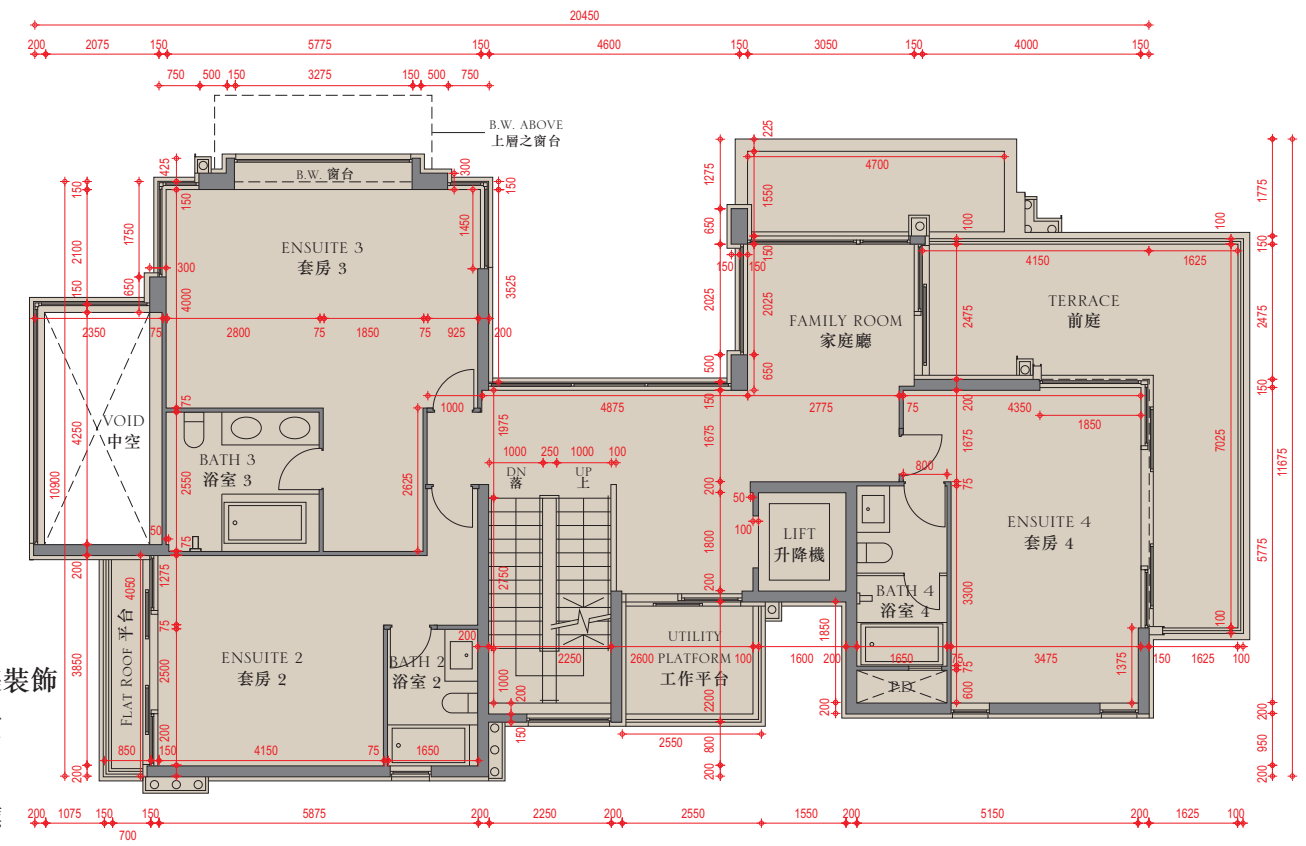

First floor plan

一樓平面圖

Legend 圖例

A.F.	=	Architectural Feature	=	建築裝飾
BATH	=	Bathroom	=	浴室
B.W.	=	Bay Window	=	窗台
DINING	=	Dining Room	=	飯廳
DN	=	Down	=	下
DUCT	=	Duct	=	槽
KIT.	=	Kitchen	=	廚房
LIVING	=	Living Room	=	客廳
MASTER BATH	=	Master Bathroom	=	主人浴室
P.D.	=	Pipe Duct	=	管槽
W.C.	=	Toilet	=	廁所

Scale:
比例： 0 5 Metres（米）

Floor plans of residential properties in the phase of the development
發展項目期數的住宅物業的樓面平面圖

House - House No. 33 together with Car Park Nos. B32, B33 and B35
洋房 - 屋號33連同B32、B33及B35號停車位

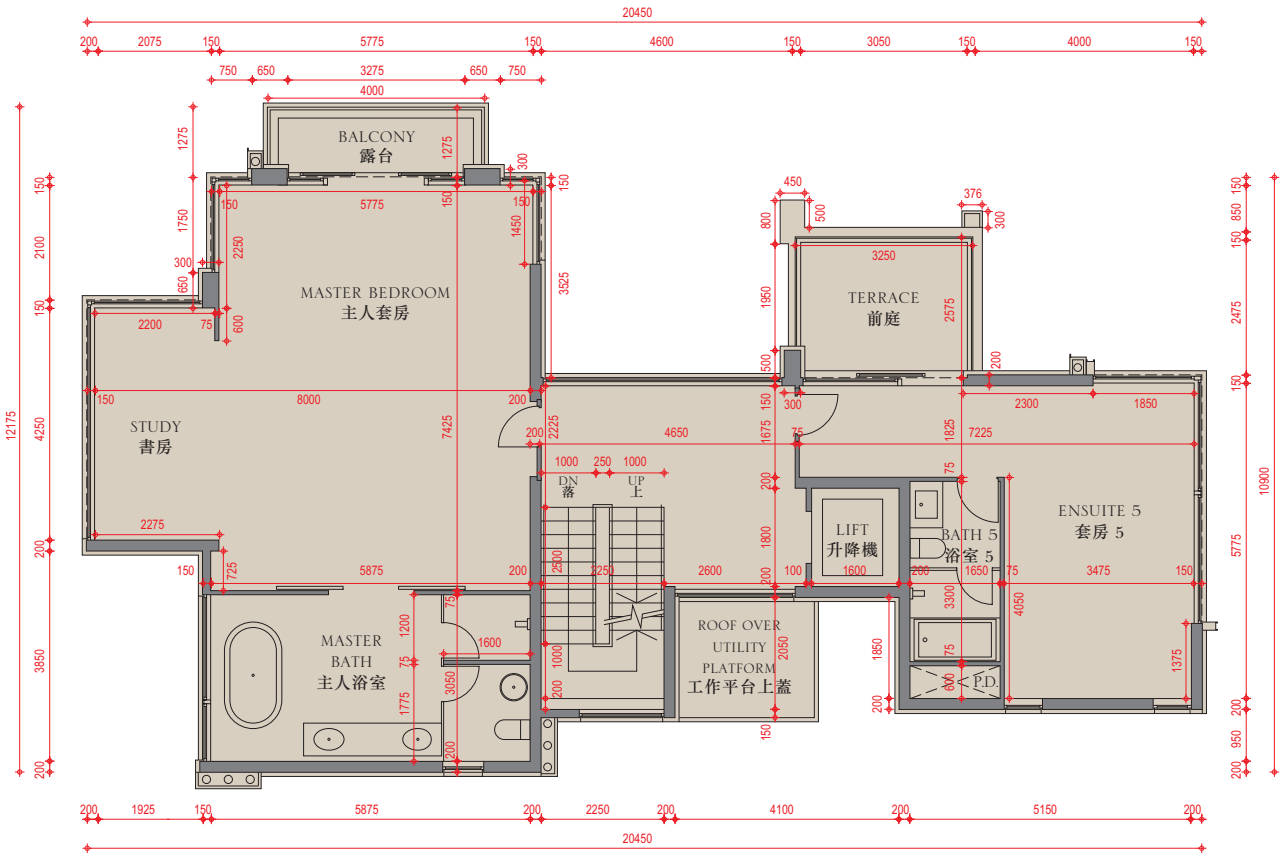

Second floor plan

二樓平面圖

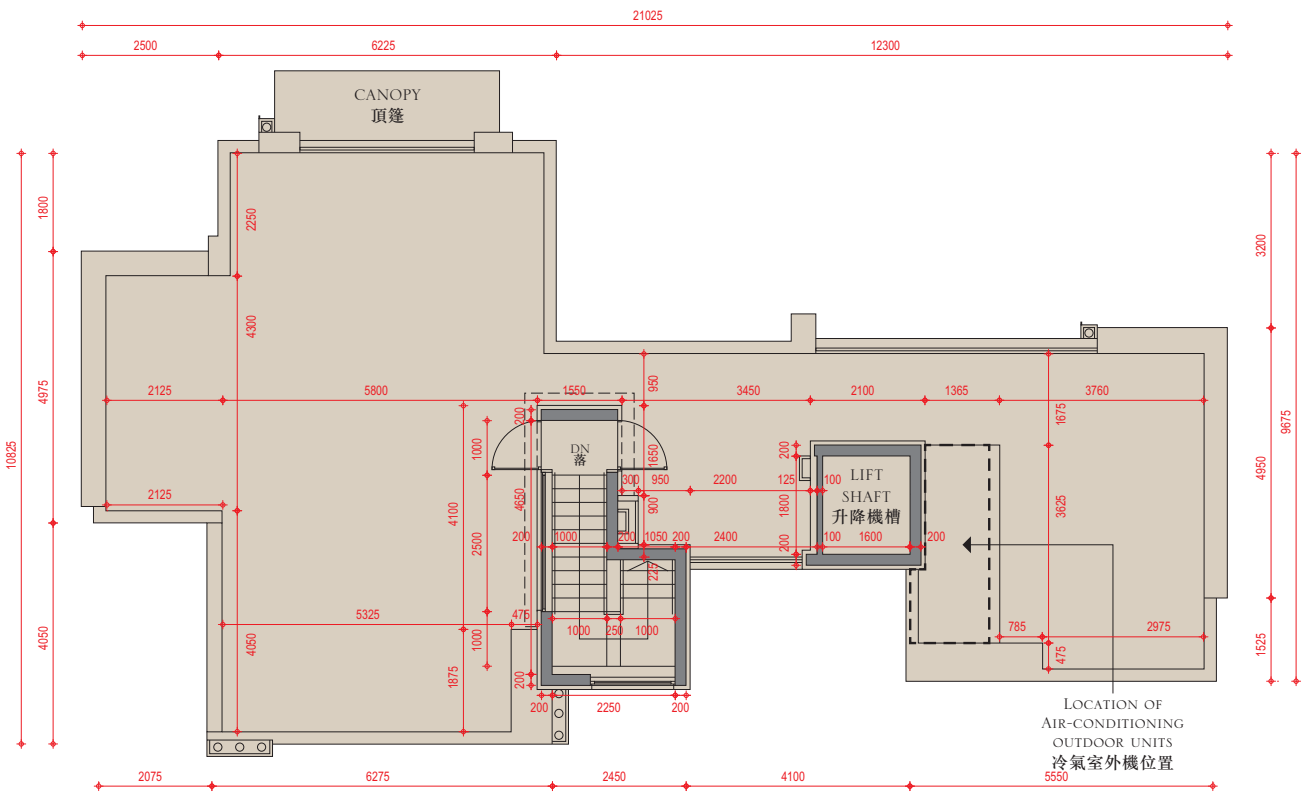

Roof plan

天台平面圖

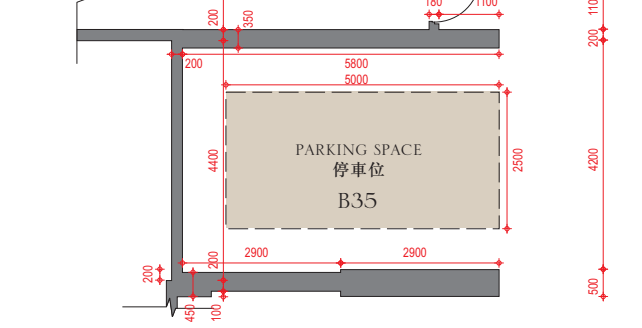

Lower ground floor plan

地下低層平面圖

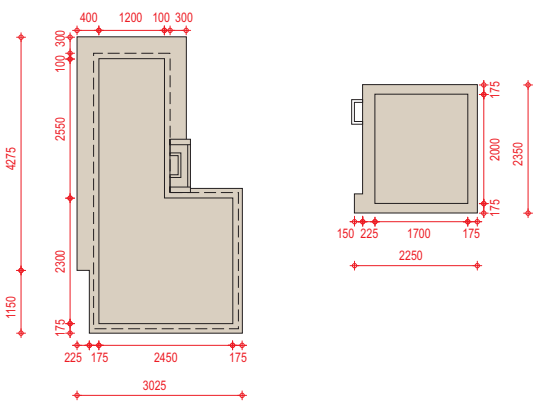

Upper roof plan

上層天台平面圖

Scale:
比例： 0 5 Metres（米）

The internal areas of the residential properties on the upper floors will generally be slightly larger than those on the lower floors because of the reducing thickness of the structural walls on the upper floors.

因住宅物業的較高樓層的結構牆的厚度遞減，較高樓層的內部面積，一般比較低樓層的內部面積稍大。

Remarks :
1. The dimensions in the floor plans are all structural dimensions in millimetre.
2. The air-conditioning outdoor unit(s) for House No. 33 is/are located on the roof of the House.
3. The area of each space inside the carport which is designated under the Land Grant for parking purpose is 12.5 sq.m.

備註：
1. 樓面平面圖之尺規所列數字為以毫米標示之建築結構尺寸。
2. 屋號33的冷氣室外機安裝於此洋房天台上。
3. 批地文件指明車房內每個用作停放車輛地方的面積為12.5平方米。

Floor 樓層	Floor-to-floor height (refers to the height between the top surface of the structural slab of a floor and the top surface of the structural slab of its immediate upper floor) (m) 層與層之間的高度 (指該樓層之石屎地台面與上一層石屎地台面之高度距離) (米)	Thickness of the floor slabs (excluding plaster) (mm) 樓板 (不包括灰泥) 厚度(毫米)
LG/F 地下低層	3.75	200, 250
G/F 地下	3.925, 4, 4.15, 4.2, 7.7	200
1/F 一樓	3.225, 3.45, 3.5, 3.55	
2/F 二樓	3.5, 3.55	
Roof (Stairhood) 天台(梯屋)	2.8	

Floor plans of residential properties in the phase of the development
發展項目期數的住宅物業的樓面平面圖

House - House No. 35 together with Car Park Nos. B30 and B31
洋房 - 屋號35連同B30和B31號停車位

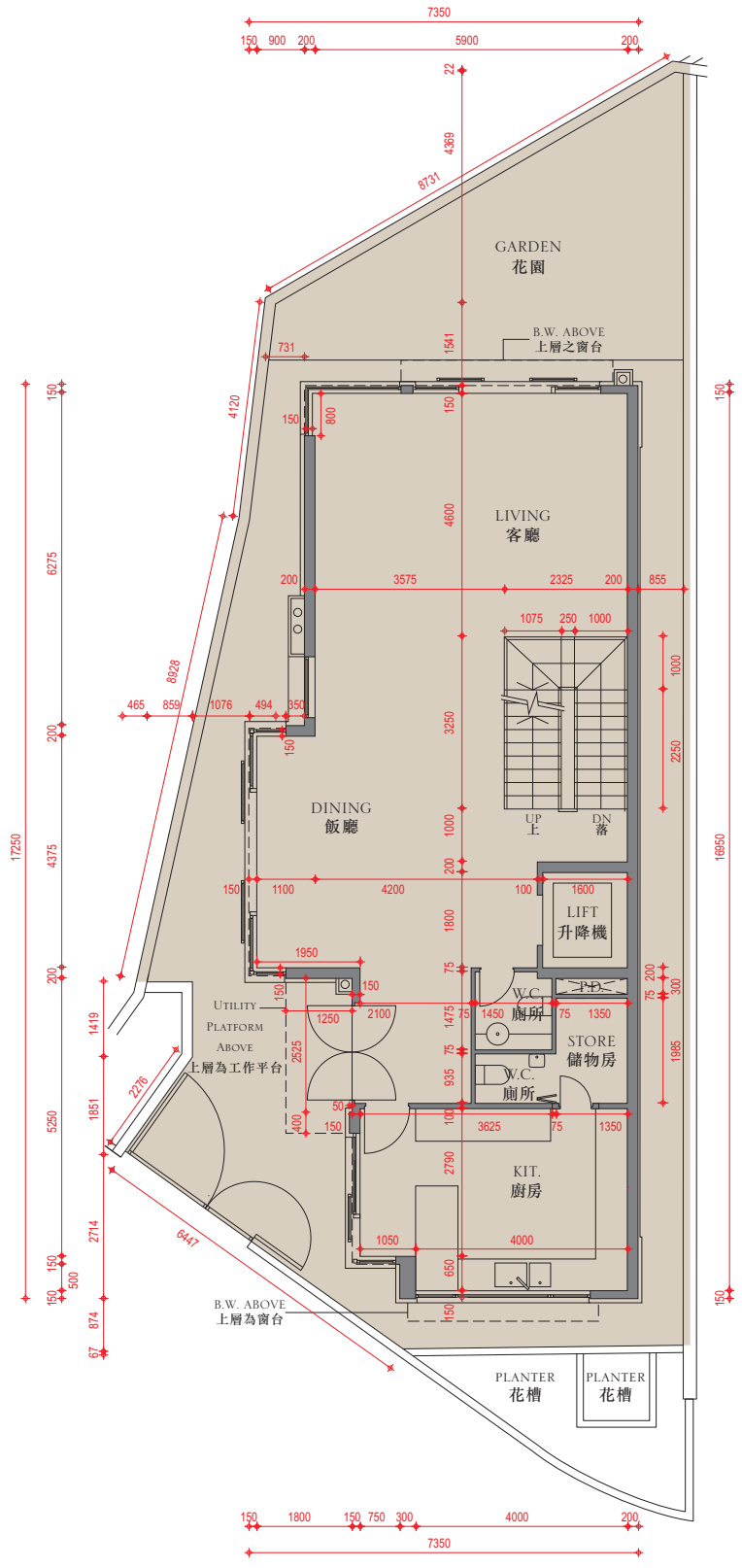

Ground floor plan

地下平面圖

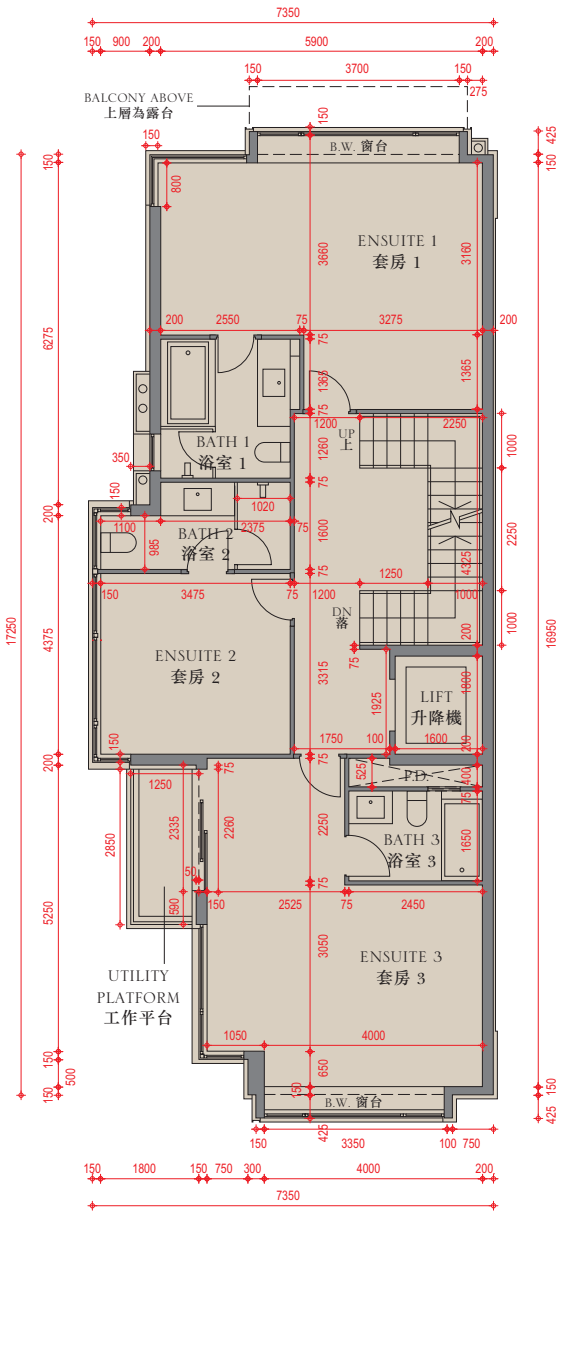

First floor plan

一樓平面圖

Legend 圖例

A.F.	=	Architectural Feature	=	建築裝飾
BATH	=	Bathroom	=	浴室
B.W.	=	Bay Window	=	窗台
DINING	=	Dining Room	=	飯廳
DN	=	Down	=	下
DUCT	=	Duct	=	槽
KIT.	=	Kitchen	=	廚房
LIVING	=	Living Room	=	客廳
MASTER BATH	=	Master Bathroom	=	主人浴室
P.D.	=	Pipe Duct	=	管槽
W.C.	=	Toilet	=	廁所

Scale:
比例： 0 5 Metres（米）

Floor plans of residential properties in the phase of the development
發展項目期數的住宅物業的樓面平面圖

House - House No. 35 together with Car Park Nos. B30 and B31
洋房 - 屋號35連同B30和B31號停車位

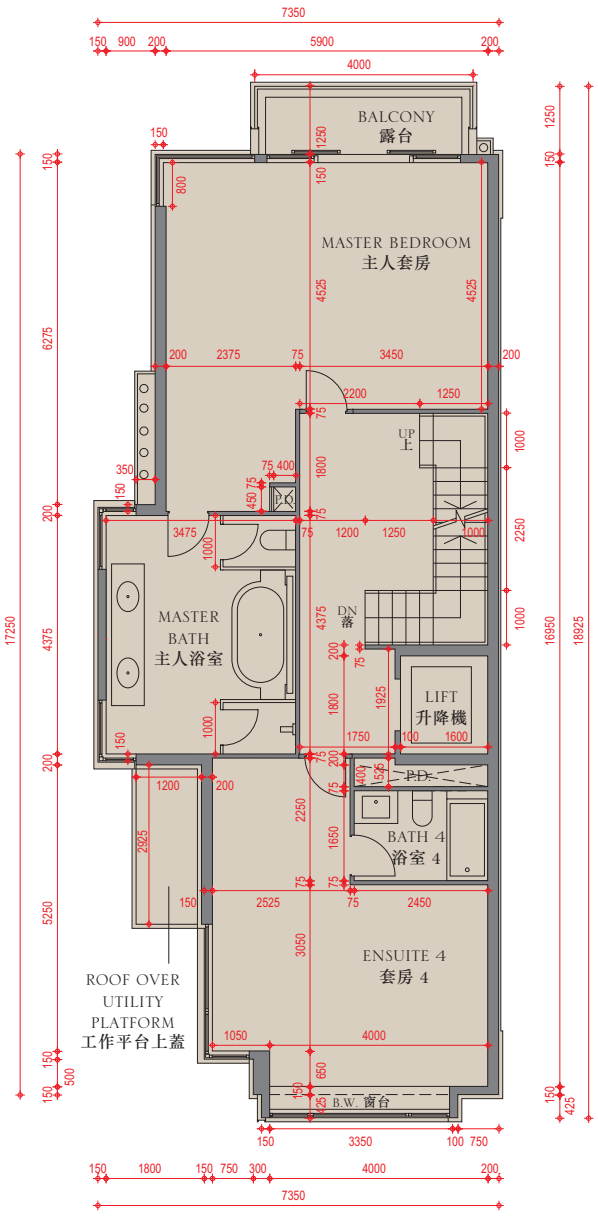

Second floor plan

二樓平面圖

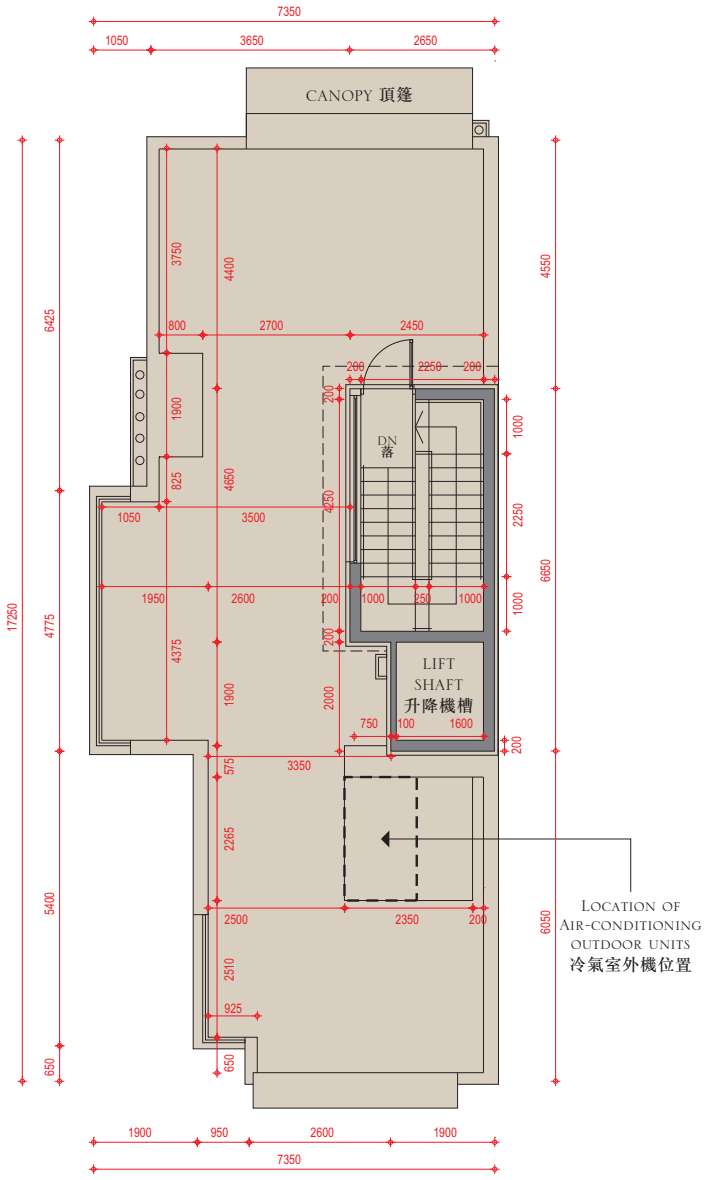

Roof plan

天台平面圖

The internal areas of the residential properties on the upper floors will generally be slightly larger than those on the lower floors because of the reducing thickness of the structural walls on the upper floors.

因住宅物業的較高樓層的結構牆的厚度遞減，較高樓層的內部面積，一般比較低樓層的內部面積稍大。

Remarks :
1. The dimensions in the floor plans are all structural dimensions in millimetre.
2. The air-conditioning outdoor unit(s) for House No. 35 is/are located on the roof of the House.
3. The area of each space inside the carport which is designated under the Land Grant for parking purpose is 12.5 sq.m.

備註：
1. 樓面平面圖之尺規所列數字為以毫米標示之建築結構尺寸。
2. 屋號35的冷氣室外機安裝於此洋房天台上。
3. 批地文件指明車房內每個用作停放車輛地方的面積為12.5平方米。

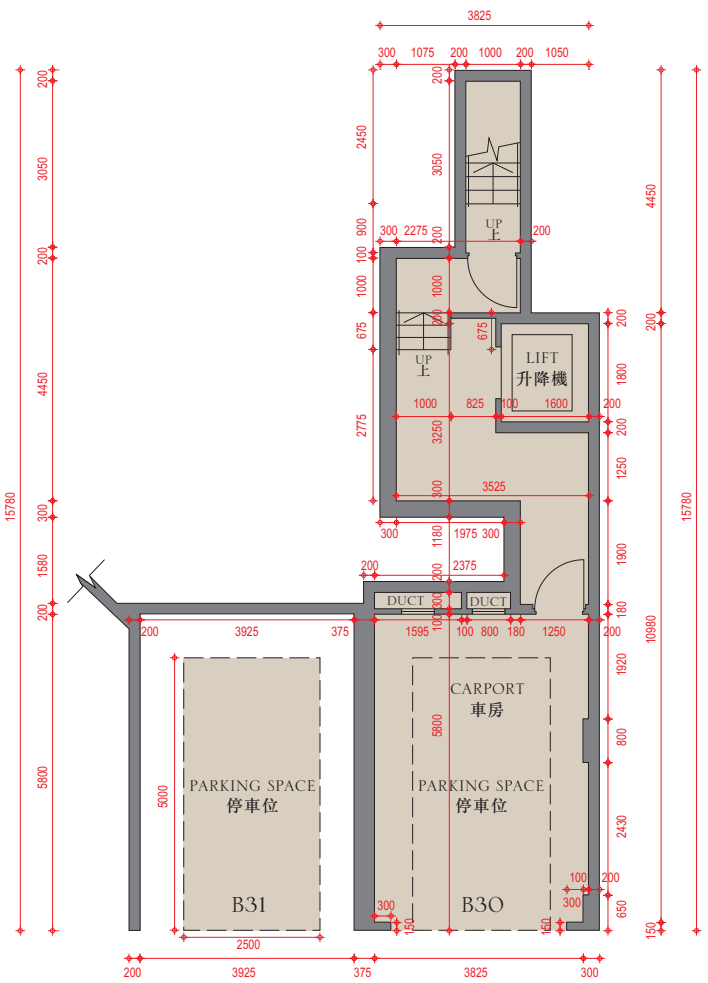

Lower ground floor plan

地下低層平面圖

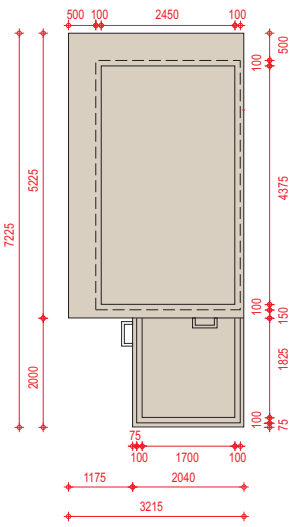

Upper roof plan

上層天台平面圖

Floor 樓層	Floor-to-floor height (refers to the height between the top surface of the structural slab of a floor and the top surface of the structural slab of its immediate upper floor) (m) 層與層之間的高度 (指該樓層之石屎地台面與上一層石屎地台面之高度距離) (米)	Thickness of the floor slabs (excluding plaster) (mm) 樓板(不包括灰泥)厚度(毫米)
LG/F 地下低層	3.75	200, 250
G/F 地下	4.2	200
1/F 一樓	3.45, 3.5, 3.55	
2/F 二樓	3.5, 3.55	
Roof (Stairhood) 天台(梯屋)	2.8	

Scale:
比例： 0 5 Metres（米）

Floor plans of residential properties in the phase of the development
發展項目期數的住宅物業的樓面平面圖

House - House No. 36 together with Car Park No. B29
洋房 - 屋號36連同B29號停車位

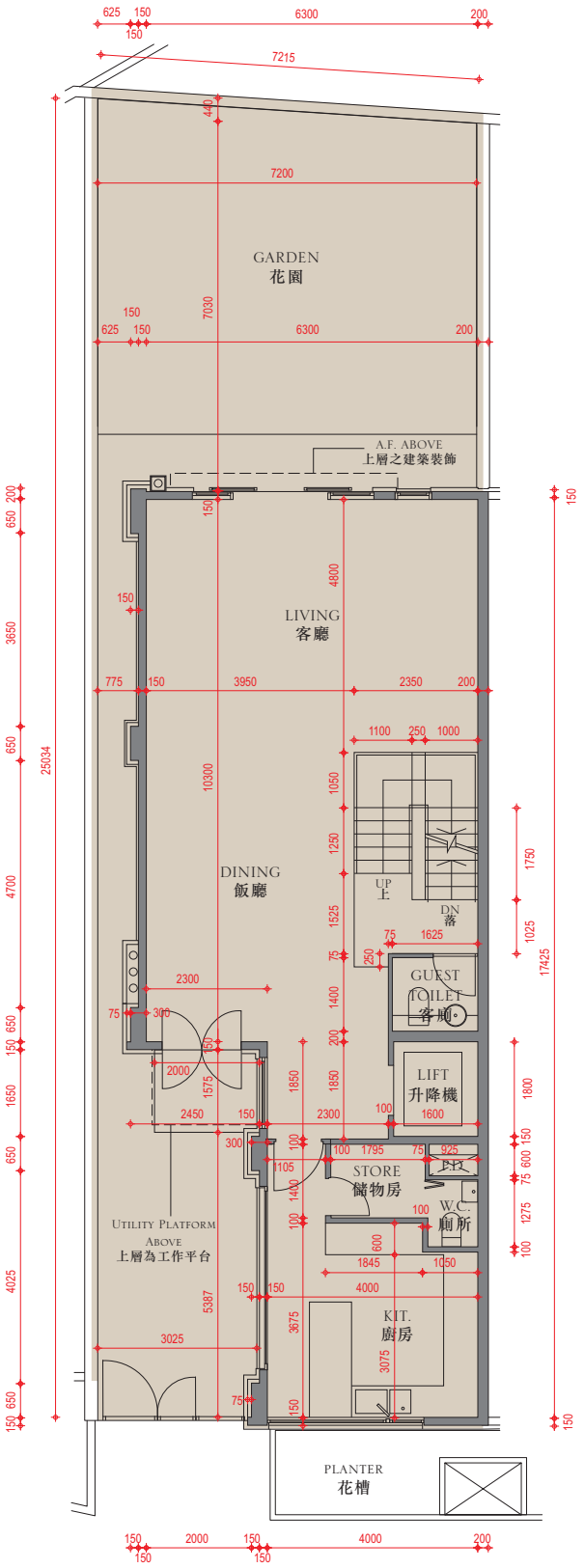

Ground floor plan

地下平面圖

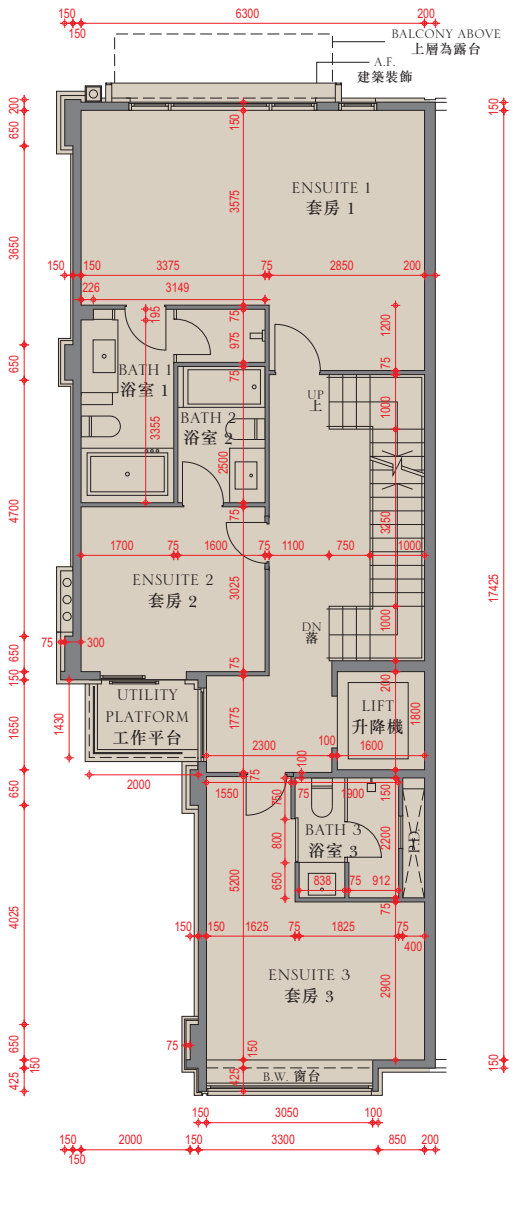

First floor plan

一樓平面圖

Legend 圖例

A.F.	=	Architectural Feature	=	建築裝飾
BATH	=	Bathroom	=	浴室
B.W.	=	Bay Window	=	窗台
DINING	=	Dining Room	=	飯廳
DN	=	Down	=	下
DUCT	=	Duct	=	槽
KIT.	=	Kitchen	=	廚房
LIVING	=	Living Room	=	客廳
MASTER BATH	=	Master Bathroom	=	主人浴室
P.D.	=	Pipe Duct	=	管槽
W.C.	=	Toilet	=	廁所

Scale:
比例： 0 5 Metres（米）

Floor plans of residential properties in the phase of the development
發展項目期數的住宅物業的樓面平面圖

House - House No. 36 together with Car Park No. B29
洋房 - 屋號36連同B29號停車位

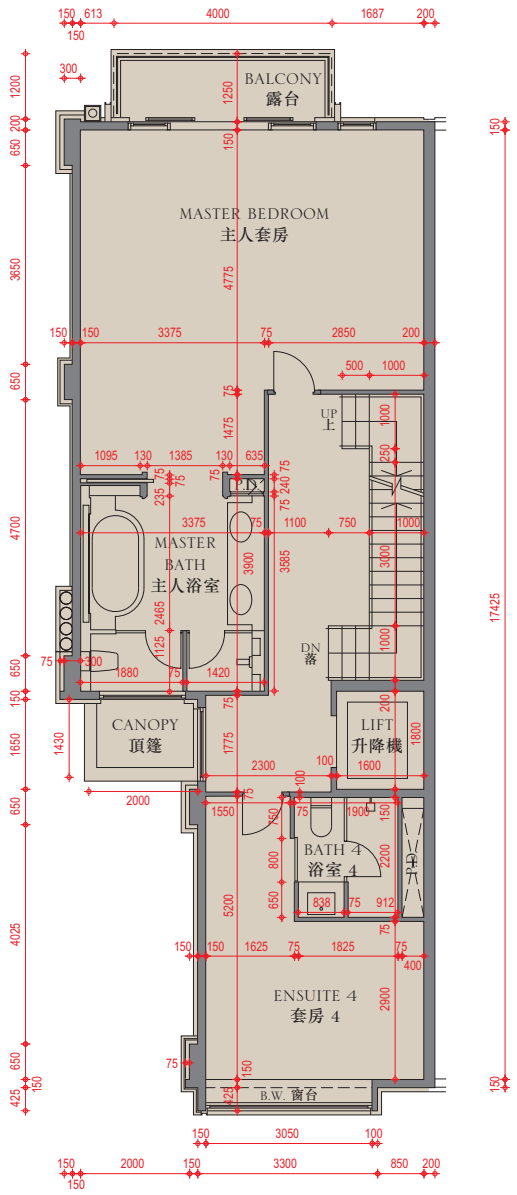

Second floor plan

二樓平面圖

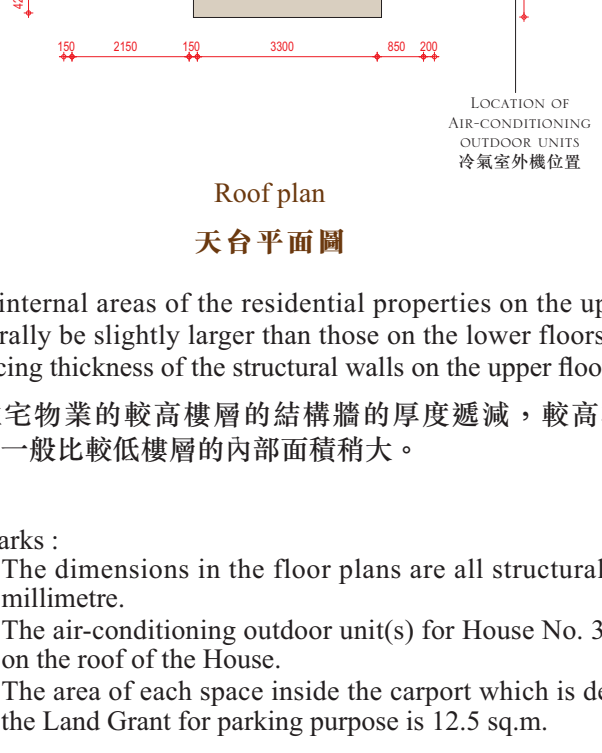

Roof plan

天台平面圖

The internal areas of the residential properties on the upper floors will generally be slightly larger than those on the lower floors because of the reducing thickness of the structural walls on the upper floors.

因住宅物業的較高樓層的結構牆的厚度遞減，較高樓層的內部面積，一般比較低樓層的內部面積稍大。

Remarks :
1. The dimensions in the floor plans are all structural dimensions in millimetre.
2. The air-conditioning outdoor unit(s) for House No. 36 is/are located on the roof of the House.
3. The area of each space inside the carport which is designated under the Land Grant for parking purpose is 12.5 sq.m.

備註：
1. 樓面平面圖之尺規所列數字為以毫米標示之建築結構尺寸。
2. 屋號36的冷氣室外機安裝於此洋房天台上。
3. 批地文件指明車房內每個用作停放車輛地方的面積為12.5平方米。

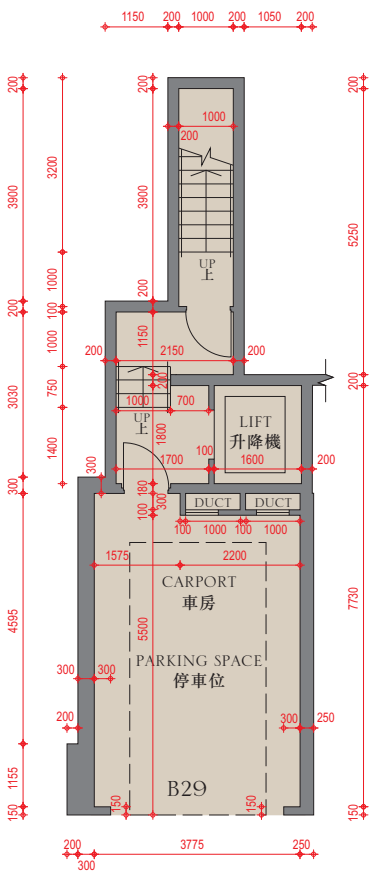

Lower ground floor plan

地下低層平面圖

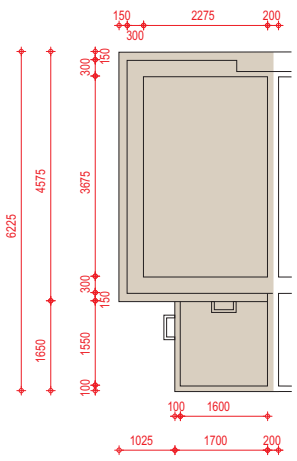

Upper roof plan

上層天台平面圖

Scale:
比例： 0 5 Metres（米）

Floor 樓層	Floor-to-floor height (refers to the height between the top surface of the structural slab of a floor and the top surface of the structural slab of its immediate upper floor) (m) 層與層之間的高度 (指該樓層之石屎地台面與上一層石屎地台面之高度距離) (米)	Thickness of the floor slabs (excluding plaster) (mm) 樓板 (不包括灰泥) 厚度(毫米)
LG/F 地下低層	3.75	150, 175, 200
G/F 地下	4.2	
1/F 一樓	3.5, 3.55	
2/F 二樓	3.5, 3.575	
Roof (Stairhood) 天台(梯屋)	2.8	150

Floor plans of residential properties in the phase of the development
發展項目期數的住宅物業的樓面平面圖

House - House No. 37 together with Car Park No. B28
洋房 - 屋號37連同B28號停車位

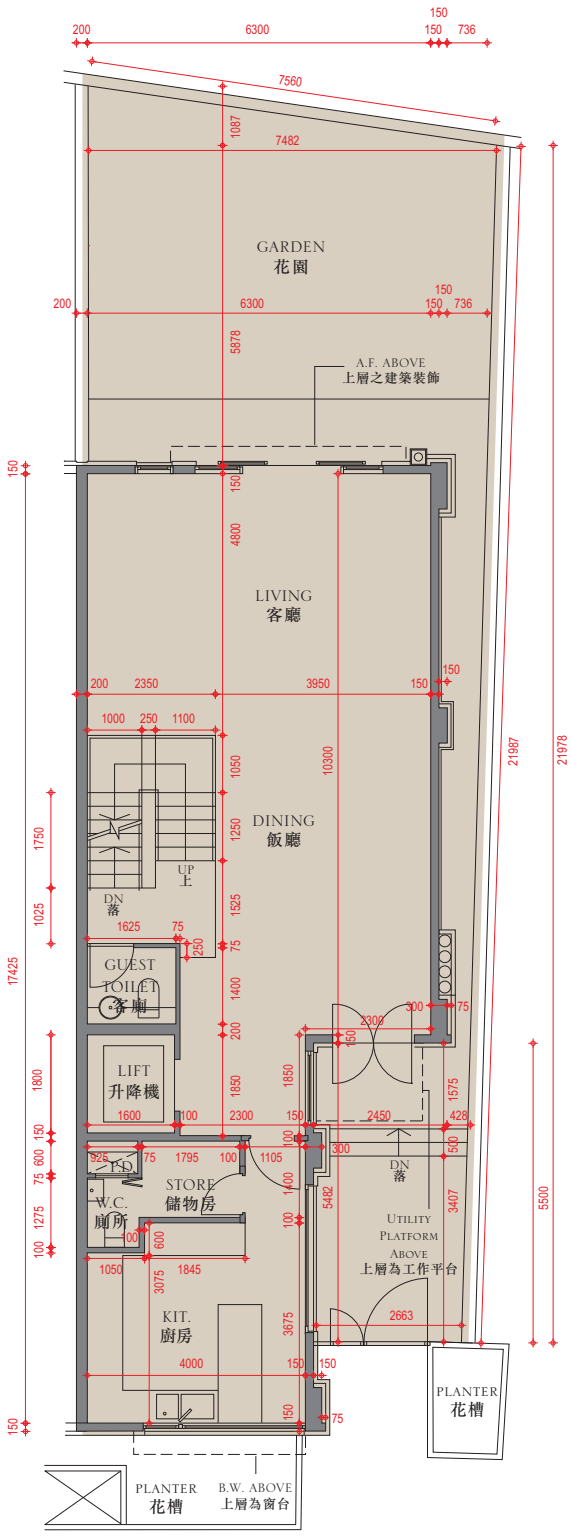

Ground floor plan

地下平面圖

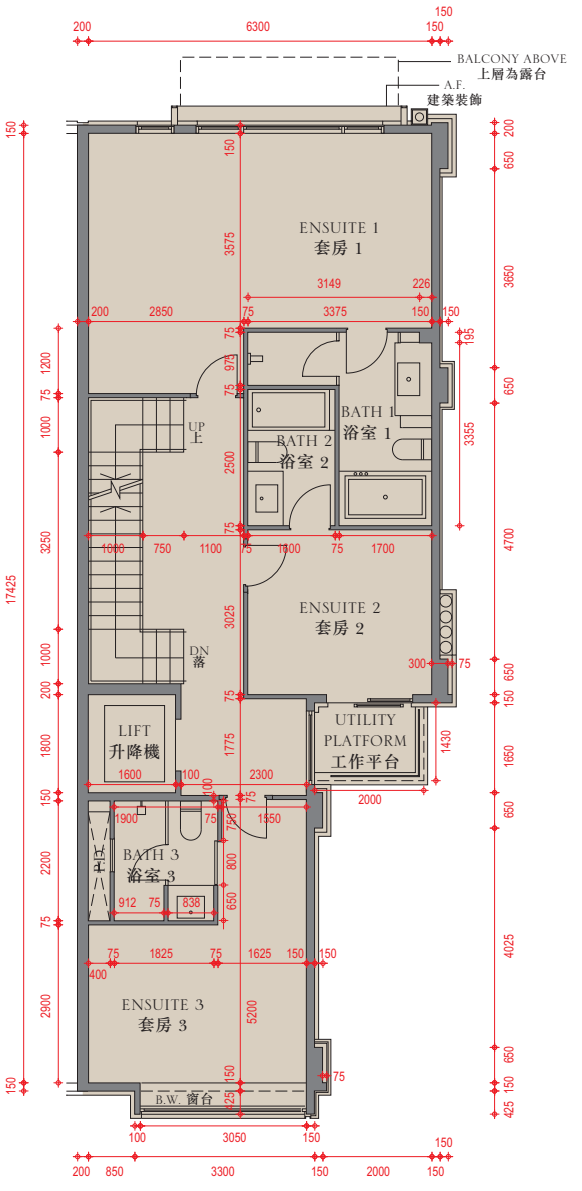

First floor plan

一樓平面圖

Legend 圖例

A.F.	=	Architectural Feature	=	建築裝飾
BATH	=	Bathroom	=	浴室
B.W.	=	Bay Window	=	窗台
DINING	=	Dining Room	=	飯廳
DN	=	Down	=	下
DUCT	=	Duct	=	槽
KIT.	=	Kitchen	=	廚房
LIVING	=	Living Room	=	客廳
MASTER BATH	=	Master Bathroom	=	主人浴室
P.D.	=	Pipe Duct	=	管槽
W.C.	=	Toilet	=	廁所

Scale:
比例： 0 5 Metres（米）

Floor plans of residential properties in the phase of the development
發展項目期數的住宅物業的樓面平面圖

House - House No. 37 together with Car Park No. B28
洋房 - 屋號37連同B28號停車位

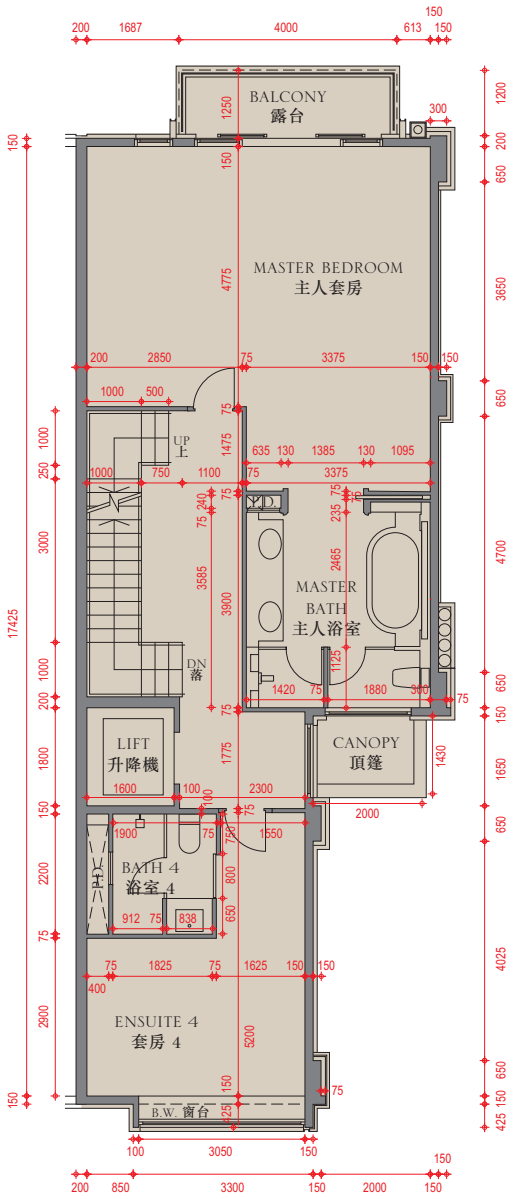

Second floor plan

二樓平面圖

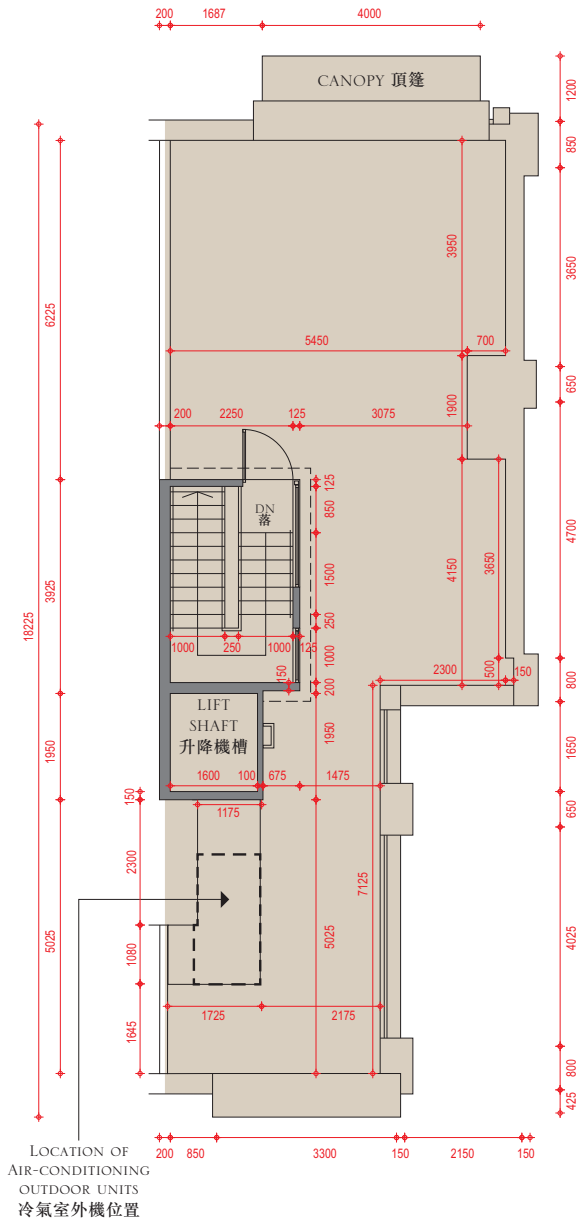

Roof plan

天台平面圖

The internal areas of the residential properties on the upper floors will generally be slightly larger than those on the lower floors because of the reducing thickness of the structural walls on the upper floors.

因住宅物業的較高樓層的結構牆的厚度遞減，較高樓層的內部面積，一般比較低樓層的內部面積稍大。

Remarks :
1. The dimensions in the floor plans are all structural dimensions in millimetre.
2. The air-conditioning outdoor unit(s) for House No. 37 is/are located on the roof of the House.
3. The area of each space inside the carport which is designated under the Land Grant for parking purpose is 12.5 sq.m.

備註：
1. 樓面平面圖之尺規所列數字為以毫米標示之建築結構尺寸。
2. 屋號37的冷氣室外機安裝於此洋房天台上。
3. 批地文件指明車房內每個用作停放車輛地方的面積為12.5平方米。

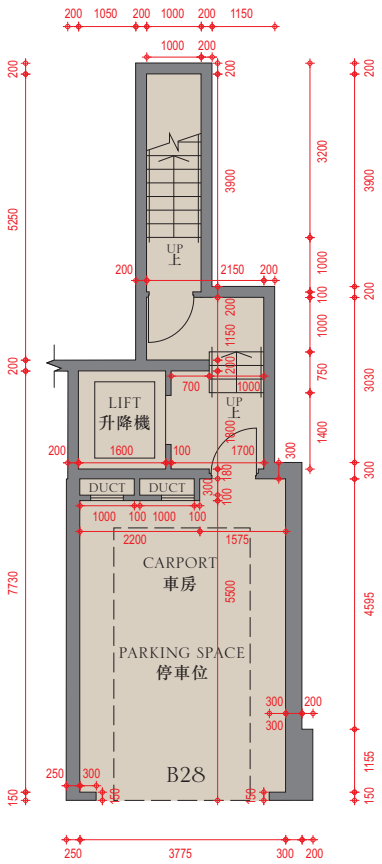

Lower ground floor plan

地下低層平面圖

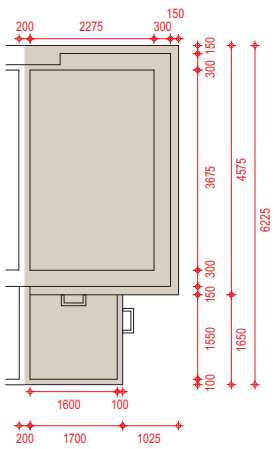

Upper roof plan

上層天台平面圖

Scale:
比例： 0 5 Metres （米）

Floor 樓層	Floor-to-floor height (refers to the height between the top surface of the structural slab of a floor and the top surface of the structural slab of its immediate upper floor) (m) 層與層之間的高度 (指該樓層之石屎地台面與上一層石屎地台面之高度距離) (米)	Thickness of the floor slabs (excluding plaster) (mm) 樓板 (不包括灰泥) 厚度(毫米)
LG/F 地下低層	3.75	150, 175, 200
G/F 地下	4.2	
1/F 一樓	3.5, 3.55	
2/F 二樓	3.5, 3.575	
Roof (Stairhood) 天台(梯屋)	2.8	150

Floor plans of residential properties in the phase of the development
發展項目期數的住宅物業的樓面平面圖

House - House No. 38 together with Car Park No. B26
洋房 - 屋號38連同B26號停車位

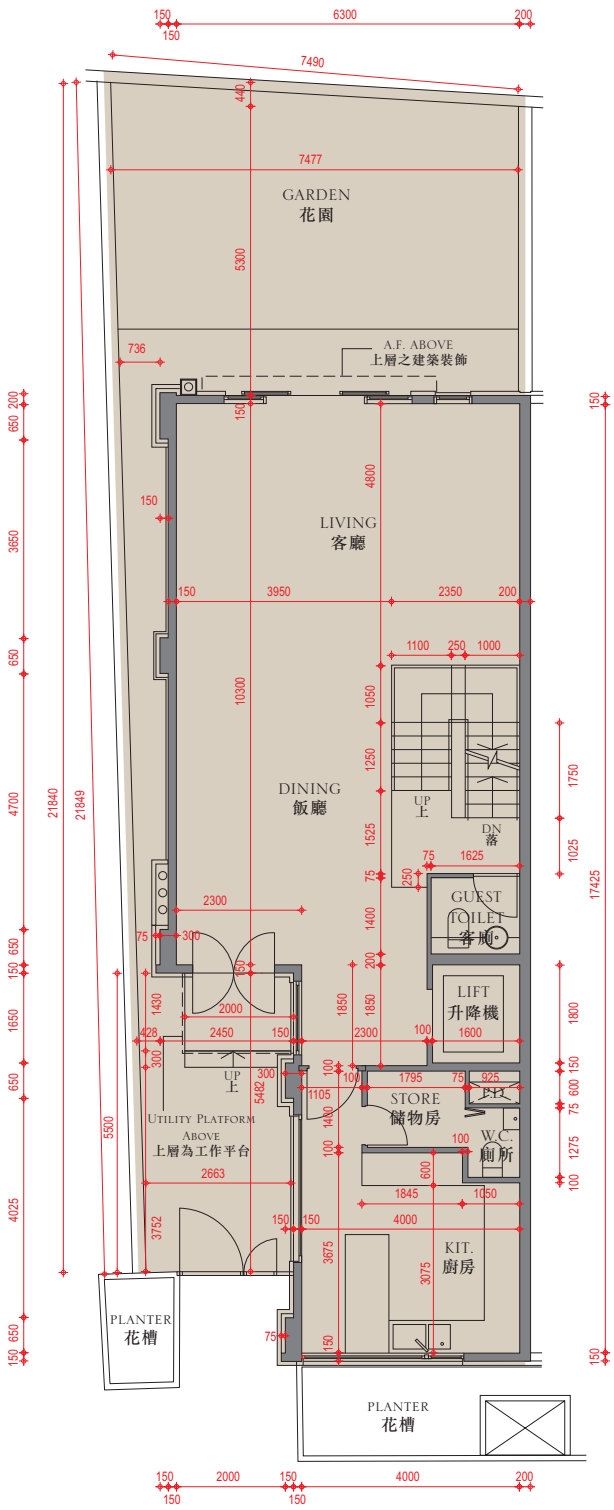

Ground floor plan
地下平面圖

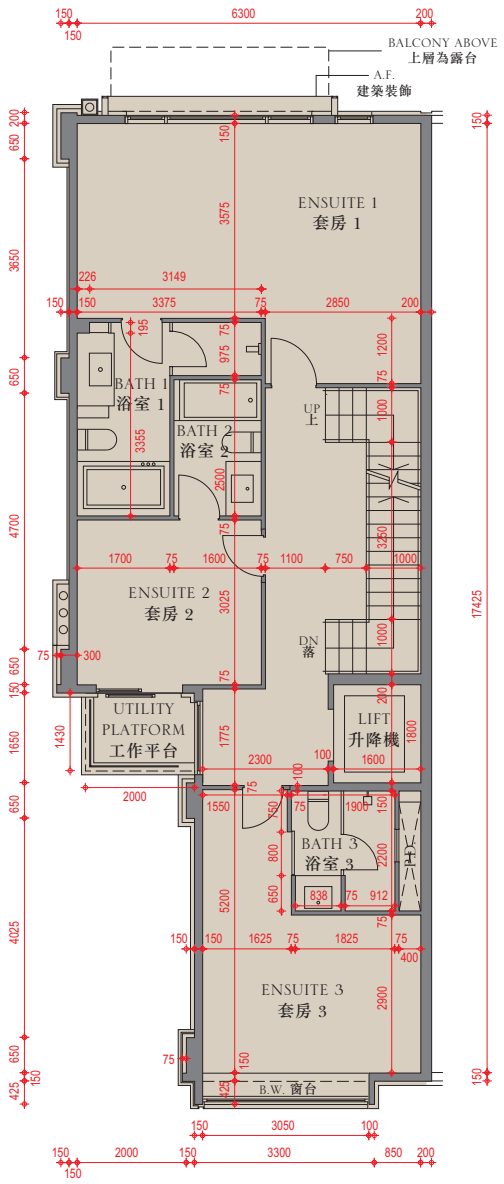

First floor plan
一樓平面圖

Legend 圖例

A.F.	=	Architectural Feature	=	建築裝飾
BATH	=	Bathroom	=	浴室
B.W.	=	Bay Window	=	窗台
DINING	=	Dining Room	=	飯廳
DN	=	Down	=	下
DUCT	=	Duct	=	槽
KIT.	=	Kitchen	=	廚房
LIVING	=	Living Room	=	客廳
MASTER BATH	=	Master Bathroom	=	主人浴室
P.D.	=	Pipe Duct	=	管槽
W.C.	=	Toilet	=	廁所

Scale:
比例： 0 5 Metres（米）

Floor plans of residential properties in the phase of the development
發展項目期數的住宅物業的樓面平面圖

House - House No. 38 together with Car Park No. B26
洋房 - 屋號38連同B26號停車位

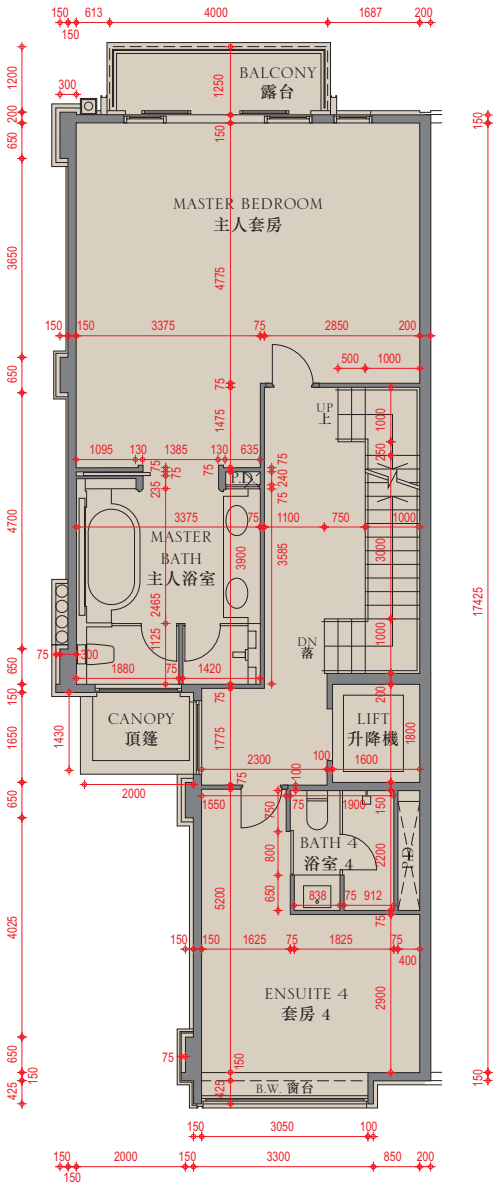

Second floor plan

二樓平面圖

Lower ground floor plan

地下低層平面圖

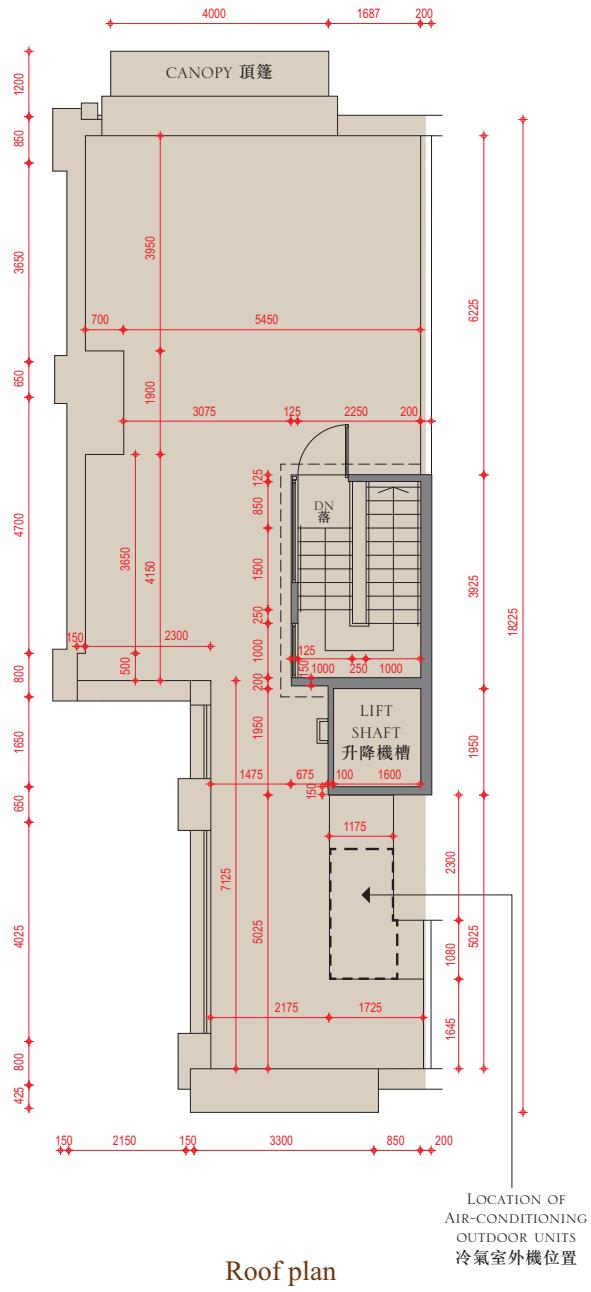

Roof plan

天台平面圖

Upper roof plan

上層天台平面圖

Scale:
比例： 0 5 Metres（米）

The internal areas of the residential properties on the upper floors will generally be slightly larger than those on the lower floors because of the reducing thickness of the structural walls on the upper floors.

因住宅物業的較高樓層的結構牆的厚度遞減，較高樓層的內部面積，一般比較低樓層的內部面積稍大。

Remarks :
1. The dimensions in the floor plans are all structural dimensions in millimetre.
2. The air-conditioning outdoor unit(s) for House No. 38 is/are located on the roof of the House.
3. The area of each space inside the carport which is designated under the Land Grant for parking purpose is 12.5 sq.m.

備註：
1. 樓面平面圖之尺規所列數字為以毫米標示之建築結構尺寸。
2. 屋號38的冷氣室外機安裝於此洋房天台上。
3. 批地文件指明車房內每個用作停放車輛地方的面積為12.5平方米。

Floor 樓層	Floor-to-floor height (refers to the height between the top surface of the structural slab of a floor and the top surface of the structural slab of its immediate upper floor) (m) 層與層之間的高度 (指該樓層之石屎地台面與上一層石屎地台面之高度距離) (米)	Thickness of the floor slabs (excluding plaster) (mm) 樓板 (不包括灰泥) 厚度(毫米)
LG/F 地下低層	3.75	150, 175, 200
G/F 地下	4.2	
1/F 一樓	3.5, 3.55	
2/F 二樓	3.5, 3.575	
Roof (Stairhood) 天台(梯屋)	2.8	150

Floor plans of residential properties in the phase of the development
發展項目期數的住宅物業的樓面平面圖

House - House No. 39 together with Car Park No. B25
洋房 - 屋號39連同B25號停車位

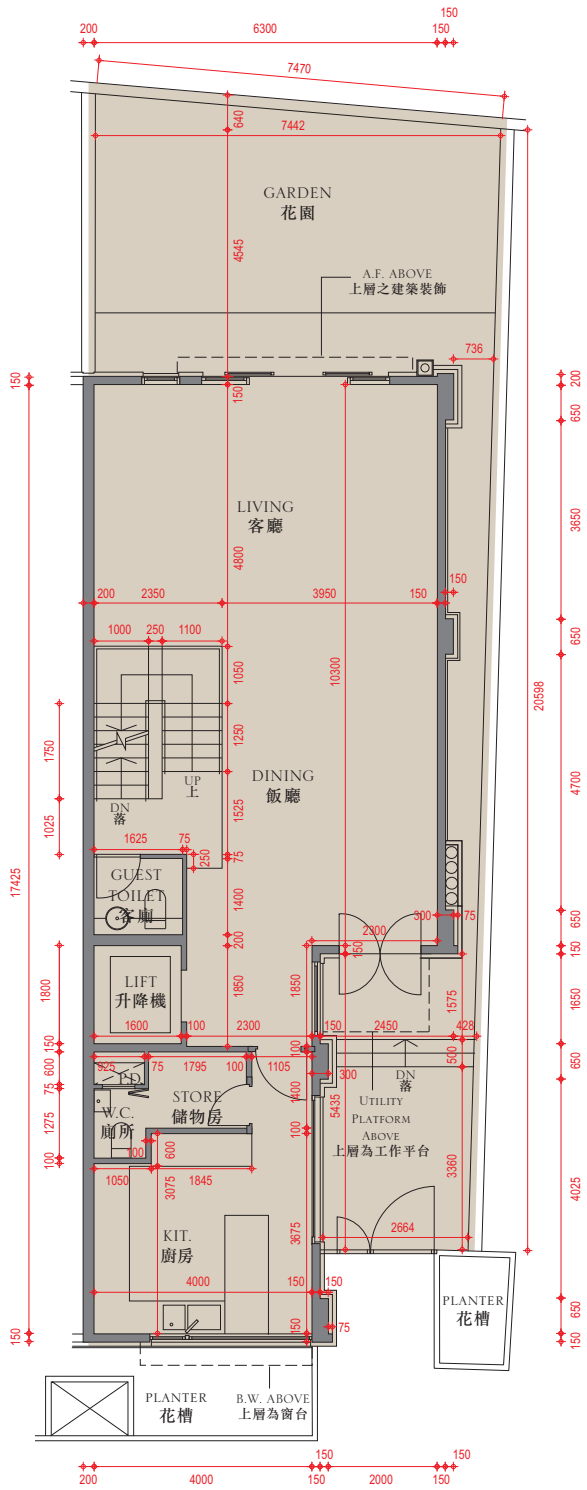

Ground floor plan
地下平面圖

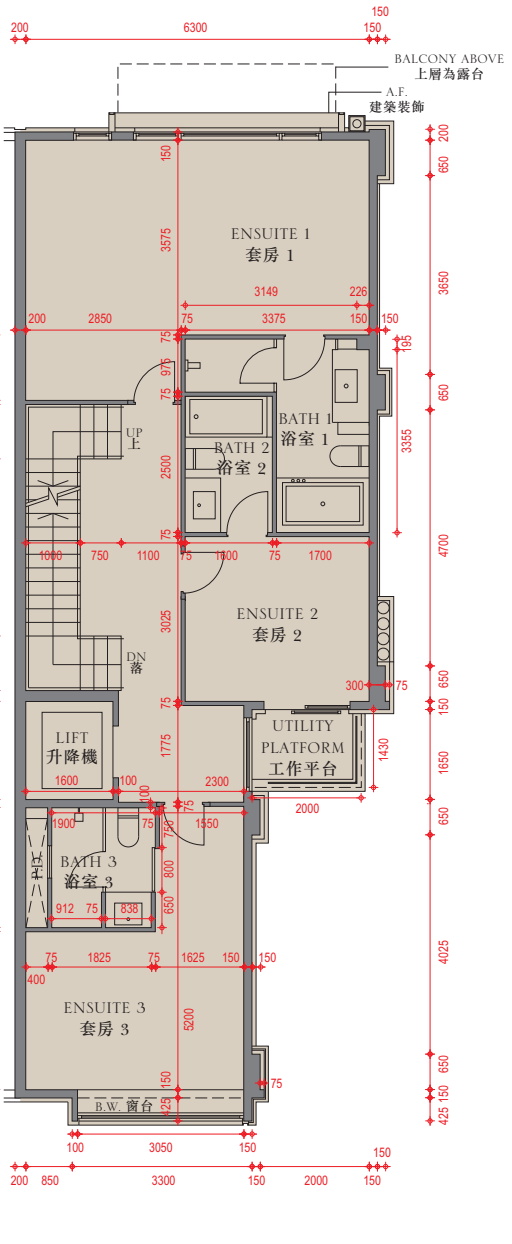

First floor plan
一樓平面圖

Legend 圖例

A.F.	=	Architectural Feature	=	建築裝飾
BATH	=	Bathroom	=	浴室
B.W.	=	Bay Window	=	窗台
DINING	=	Dining Room	=	飯廳
DN	=	Down	=	下
DUCT	=	Duct	=	槽
KIT.	=	Kitchen	=	廚房
LIVING	=	Living Room	=	客廳
MASTER BATH	=	Master Bathroom	=	主人浴室
P.D.	=	Pipe Duct	=	管槽
W.C.	=	Toilet	=	廁所

Scale:
比例： 0 5 Metres（米）

Floor plans of residential properties in the phase of the development
發展項目期數的住宅物業的樓面平面圖

House - House No. 39 together with Car Park No. B25
洋房 - 屋號39連同B25號停車位

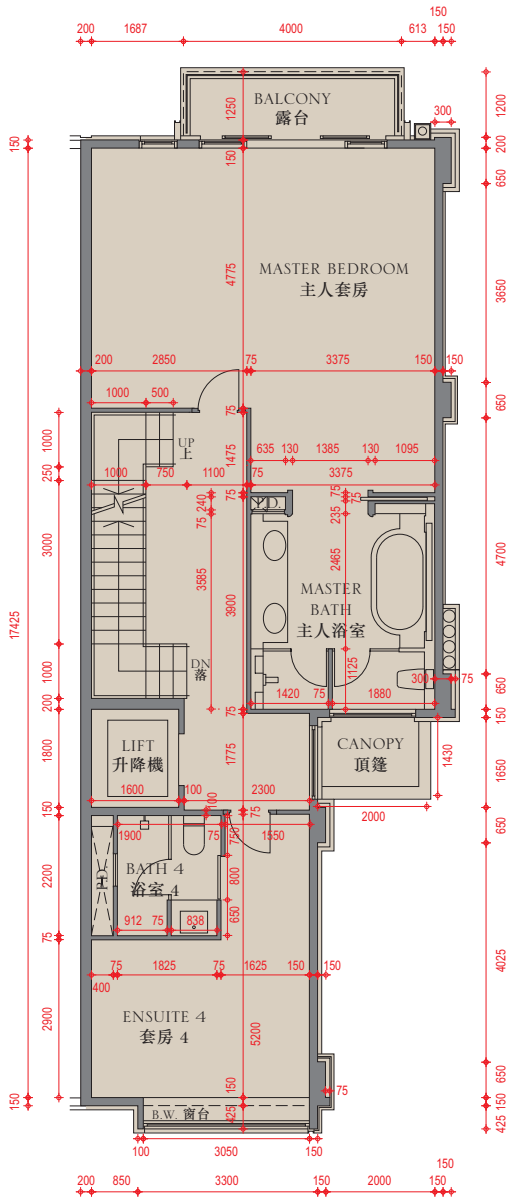

Second floor plan

二樓平面圖

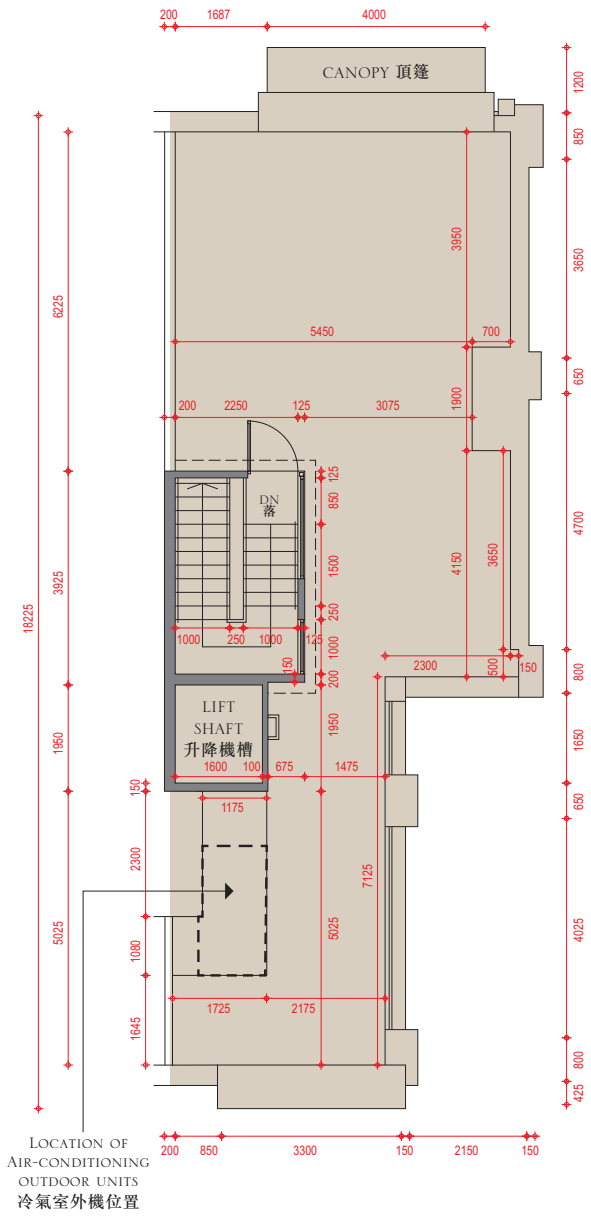

Roof plan

天台平面圖

The internal areas of the residential properties on the upper floors will generally be slightly larger than those on the lower floors because of the reducing thickness of the structural walls on the upper floors.

因住宅物業的較高樓層的結構牆的厚度遞減，較高樓層的內部面積，一般比較低樓層的內部面積稍大。

Remarks :
1. The dimensions in the floor plans are all structural dimensions in millimetre.
2. The air-conditioning outdoor unit(s) for House No. 39 is/are located on the roof of the House.
3. The area of each space inside the carport which is designated under the Land Grant for parking purpose is 12.5 sq.m.

備註：
1. 樓面平面圖之尺規所列數字為以毫米標示之建築結構尺寸。
2. 屋號39的冷氣室外機安裝於此洋房天台上。
3. 批地文件指明車房內每個用作停放車輛地方的面積為12.5平方米。

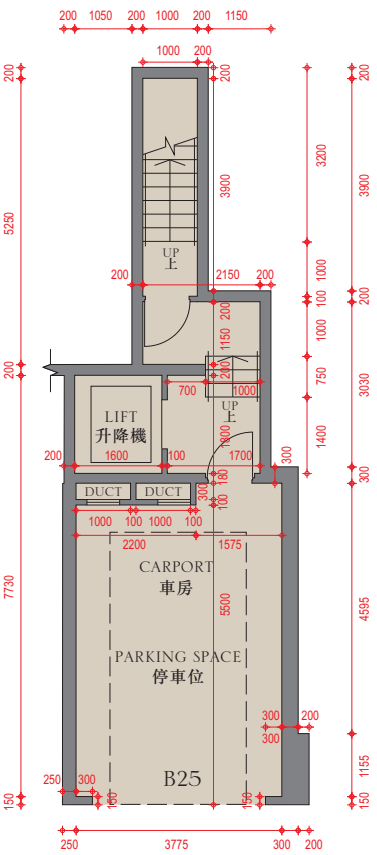

Lower ground floor plan

地下低層平面圖

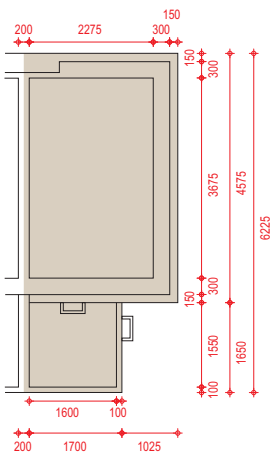

Upper roof plan

上層天台平面圖

Scale:
比例： 0 5 Metres（米）

Floor 樓層	Floor-to-floor height (refers to the height between the top surface of the structural slab of a floor and the top surface of the structural slab of its immediate upper floor) (m) 層與層之間的高度 (指該樓層之石屎地台面與上一層石屎地台面之高度距離) (米)	Thickness of the floor slabs (excluding plaster) (mm) 樓板 (不包括灰泥) 厚度(毫米)
LG/F 地下低層	3.75	150, 175, 200
G/F 地下	4.2	
1/F 一樓	3.5, 3.55	
2/F 二樓	3.5, 3.575	
Roof (Stairhood) 天台(梯屋)	2.8	150

Floor plans of residential properties in the phase of the development
發展項目期數的住宅物業的樓面平面圖

House - House No. 40 together with Car Park No. B22
洋房 - 屋號40連同B22號停車位

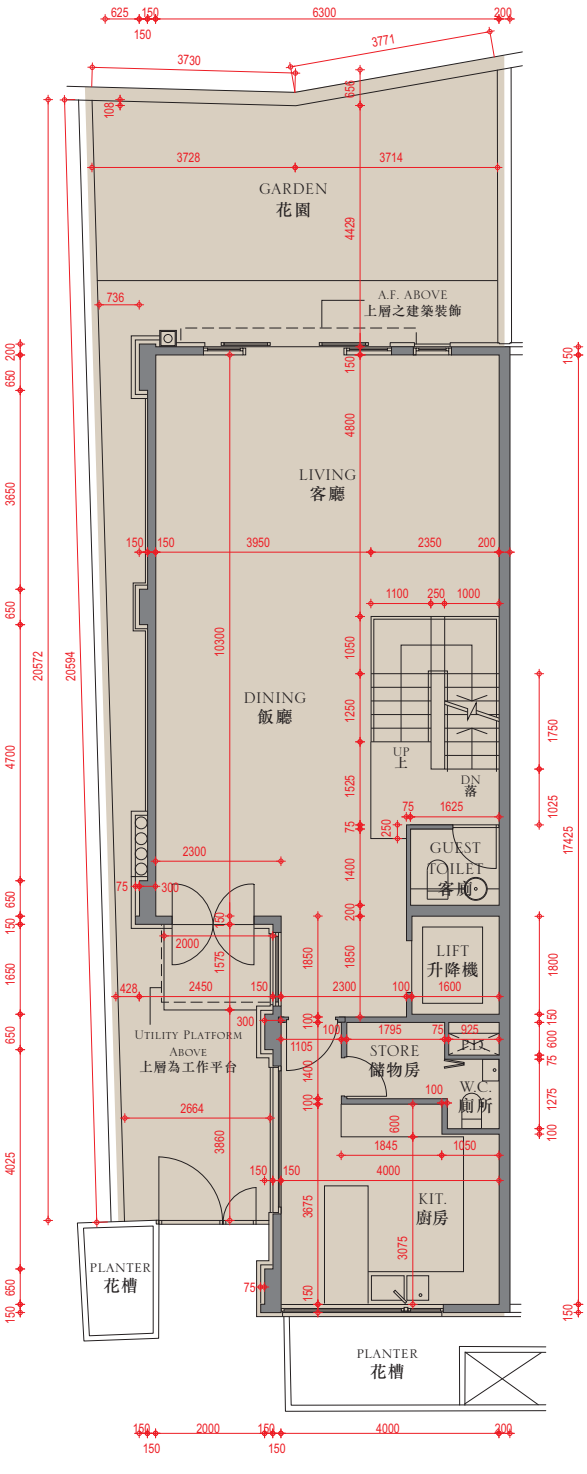

Ground floor plan
地下平面圖

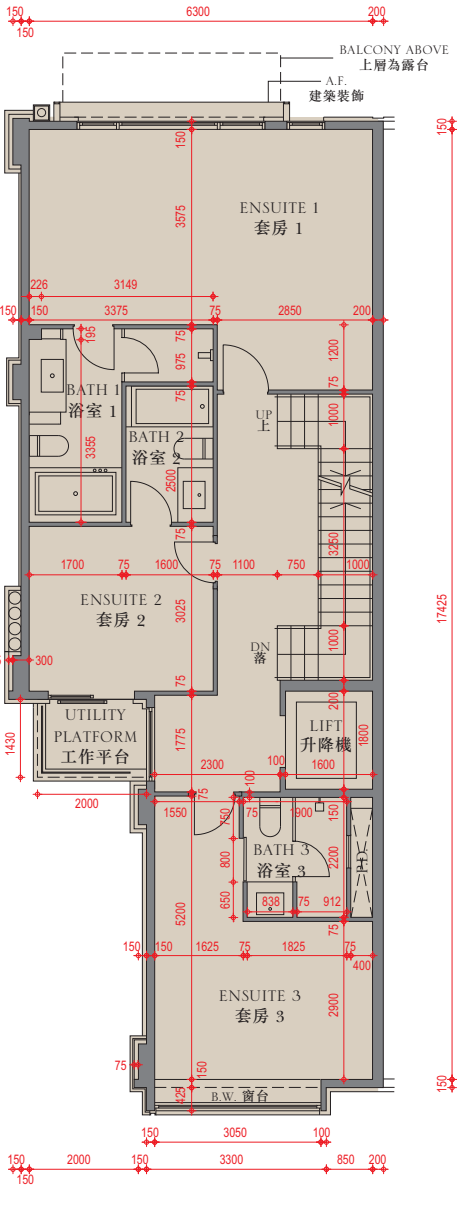

First floor plan
一樓平面圖

Legend 圖例

A.F.	=	Architectural Feature	=	建築裝飾
BATH	=	Bathroom	=	浴室
B.W.	=	Bay Window	=	窗台
DINING	=	Dining Room	=	飯廳
DN	=	Down	=	下
DUCT	=	Duct	=	槽
KIT.	=	Kitchen	=	廚房
LIVING	=	Living Room	=	客廳
MASTER BATH	=	Master Bathroom	=	主人浴室
P.D.	=	Pipe Duct	=	管槽
W.C.	=	Toilet	=	廁所

Scale:
比例： 0 5 Metres（米）

Floor plans of residential properties in the phase of the development
發展項目期數的住宅物業的樓面平面圖

House - House No. 40 together with Car Park No. B22
洋房 - 屋號40連同B22號停車位

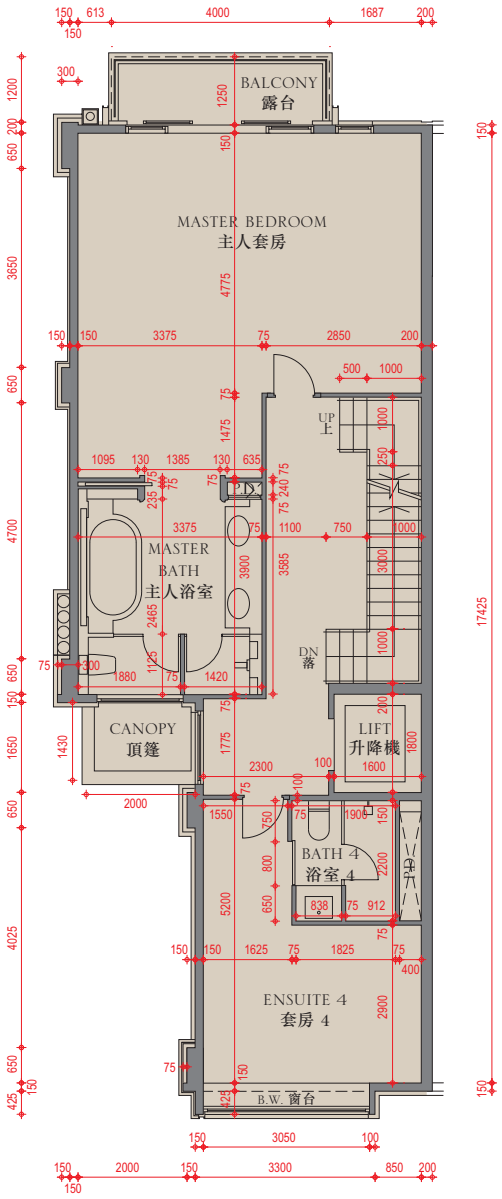

Second floor plan

二樓平面圖

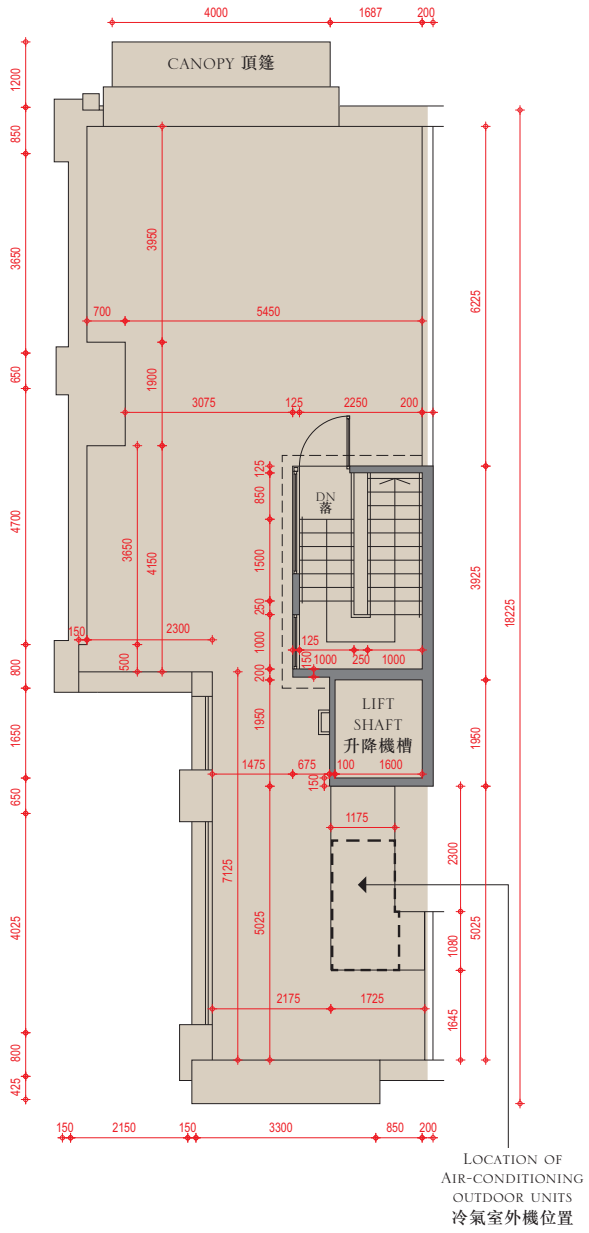

Roof plan

天台平面圖

The internal areas of the residential properties on the upper floors will generally be slightly larger than those on the lower floors because of the reducing thickness of the structural walls on the upper floors.

因住宅物業的較高樓層的結構牆的厚度遞減，較高樓層的內部面積，一般比較低樓層的內部面積稍大。

Remarks :
1. The dimensions in the floor plans are all structural dimensions in millimetre.
2. The air-conditioning outdoor unit(s) for House No. 40 is/are located on the roof of the House.
3. The area of each space inside the carport which is designated under the Land Grant for parking purpose is 12.5 sq.m.

備註：
1. 樓面平面圖之尺規所列數字為以毫米標示之建築結構尺寸。
2. 屋號40的冷氣室外機安裝於此洋房天台上。
3. 批地文件指明車房內每個用作停放車輛地方的面積為12.5平方米。

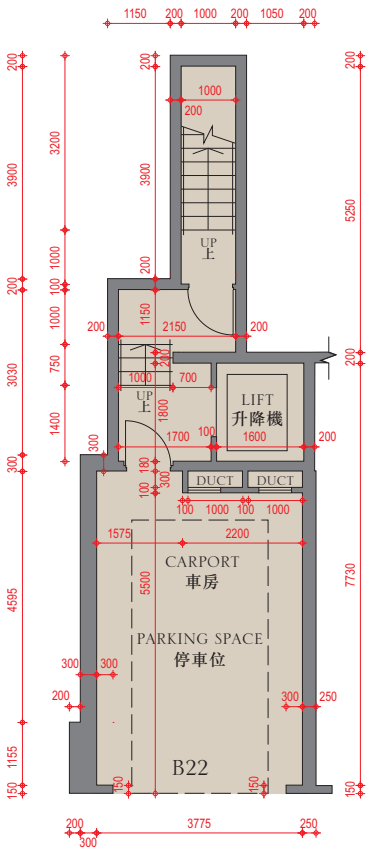

Lower ground floor plan

地下低層平面圖

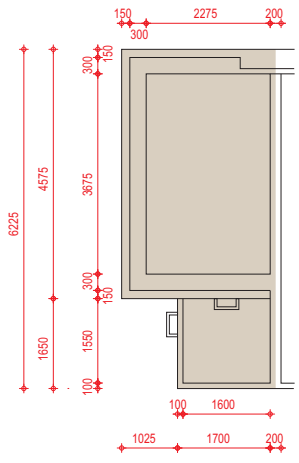

Upper roof plan

上層天台平面圖

Scale:
比例： 0 5 Metres（米）

Floor 樓層	Floor-to-floor height (refers to the height between the top surface of the structural slab of a floor and the top surface of the structural slab of its immediate upper floor) (m) 層與層之間的高度 (指該樓層之石屎地台面與上一層石屎地台面之高度距離) (米)	Thickness of the floor slabs (excluding plaster) (mm) 樓板 (不包括灰泥) 厚度(毫米)
LG/F 地下低層	3.75	150, 175, 200
G/F 地下	4.2	
1/F 一樓	3.5, 3.55	
2/F 二樓	3.5, 3.575	
Roof (Stairhood) 天台(梯屋)	2.8	150

Floor plans of residential properties in the phase of the development
發展項目期數的住宅物業的樓面平面圖

House - House No. 41 together with Car Park No. B21
洋房 - 屋號41連同B21號停車位

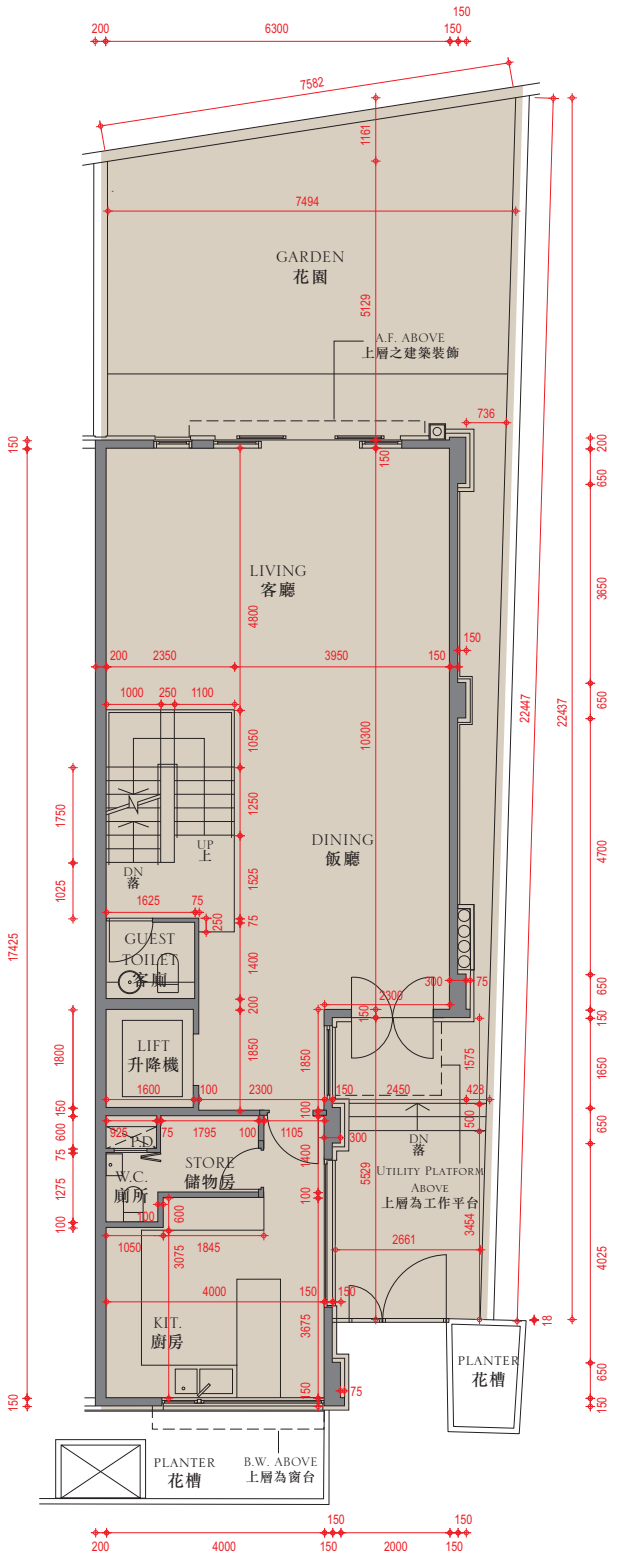

Ground floor plan

地下平面圖

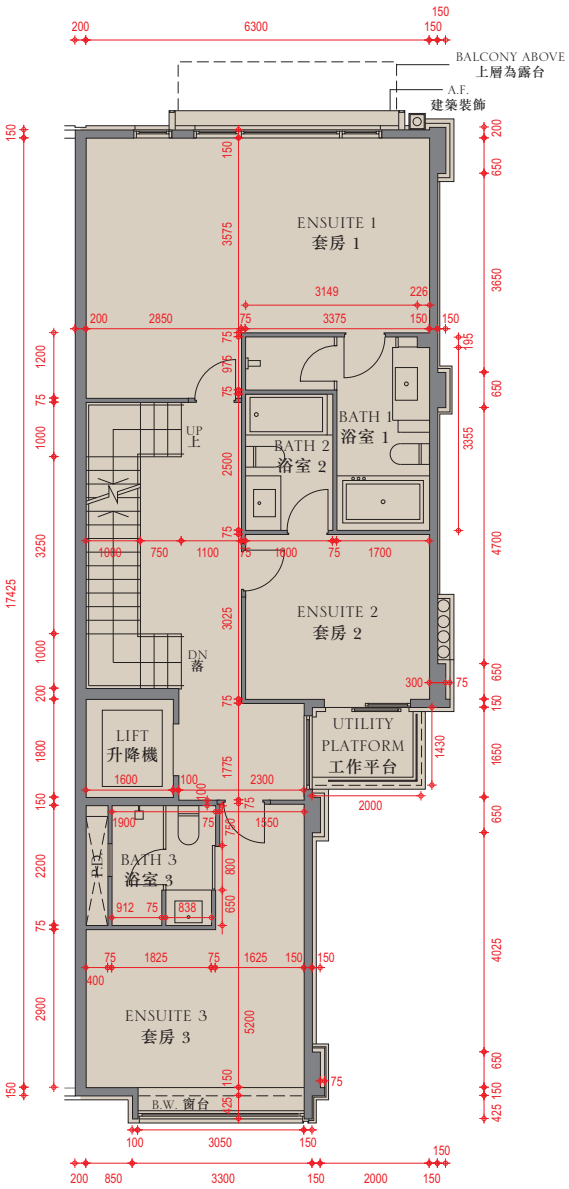

First floor plan

一樓平面圖

Legend 圖例

A.F.	=	Architectural Feature	=	建築裝飾
BATH	=	Bathroom	=	浴室
B.W.	=	Bay Window	=	窗台
DINING	=	Dining Room	=	飯廳
DN	=	Down	=	下
DUCT	=	Duct	=	槽
KIT.	=	Kitchen	=	廚房
LIVING	=	Living Room	=	客廳
MASTER BATH	=	Master Bathroom	=	主人浴室
P.D.	=	Pipe Duct	=	管槽
W.C.	=	Toilet	=	廁所

Scale:
比例： 0 5 Metres（米）

Floor plans of residential properties in the phase of the development
發展項目期數的住宅物業的樓面平面圖

House - House No. 41 together with Car Park No. B21
洋房 - 屋號41連同B21號停車位

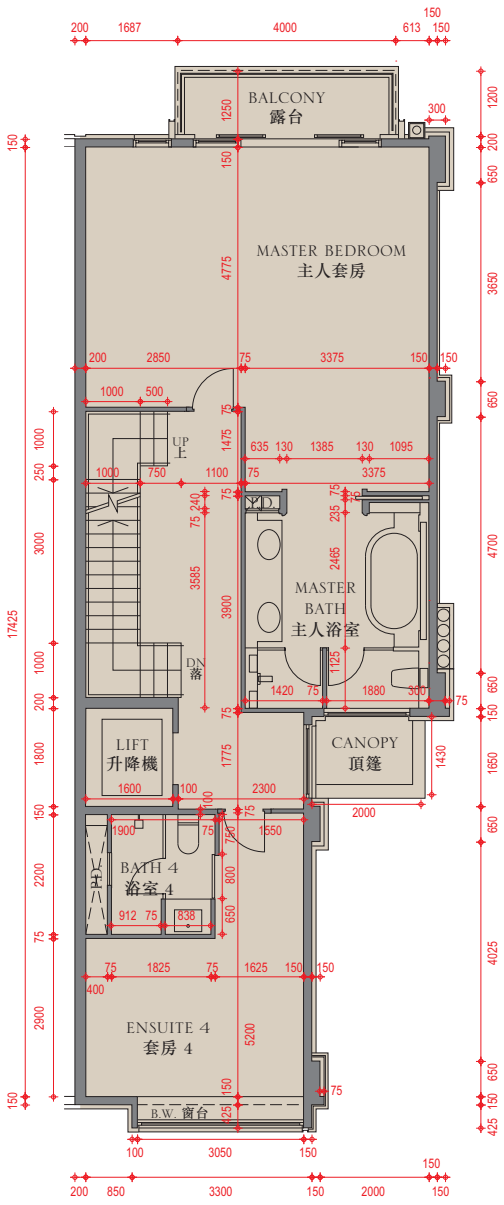

Second floor plan

二樓平面圖

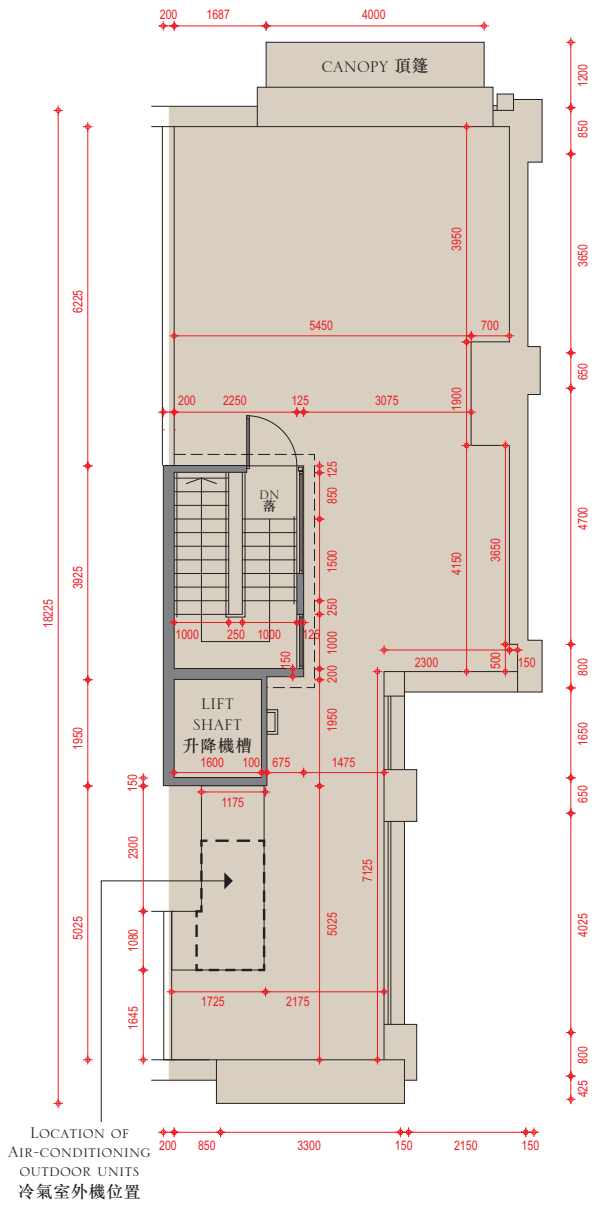

Roof plan

天台平面圖

The internal areas of the residential properties on the upper floors will generally be slightly larger than those on the lower floors because of the reducing thickness of the structural walls on the upper floors.

因住宅物業的較高樓層的結構牆的厚度遞減，較高樓層的內部面積，一般比較低樓層的內部面積稍大。

Remarks :
1. The dimensions in the floor plans are all structural dimensions in millimetre.
2. The air-conditioning outdoor unit(s) for House No. 41 is/are located on the roof of the House.
3. The area of each space inside the carport which is designated under the Land Grant for parking purpose is 12.5 sq.m.

備註：
1. 樓面平面圖之尺規所列數字為以毫米標示之建築結構尺寸。
2. 屋號41的冷氣室外機安裝於此洋房天台上。
3. 批地文件指明車房內每個用作停放車輛地方的面積為12.5平方米。

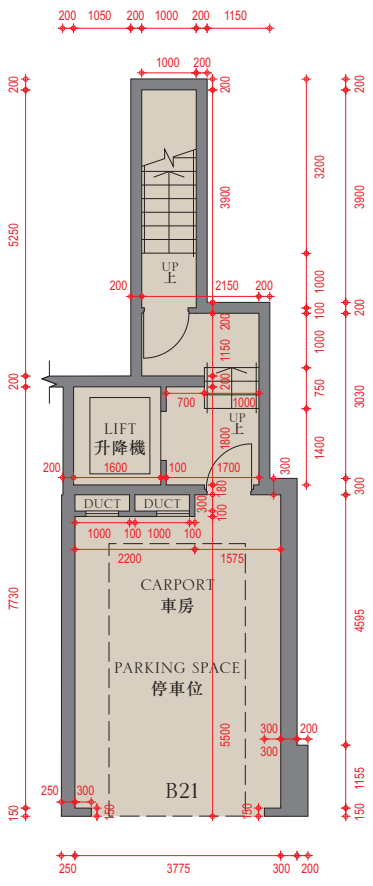

Lower ground floor plan

地下低層平面圖

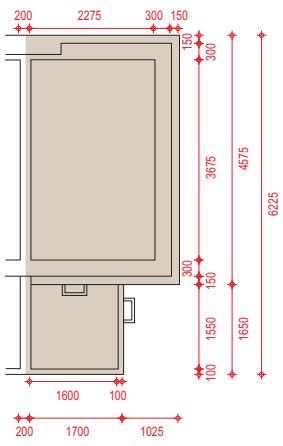

Upper roof plan

上層天台平面圖

Scale:
比例： 0 5 Metres（米）

Floor 樓層	Floor-to-floor height (refers to the height between the top surface of the structural slab of a floor and the top surface of the structural slab of its immediate upper floor) (m) 層與層之間的高度(指該樓層之石屎地台面與上一層石屎地台面之高度距離) (米)	Thickness of the floor slabs (excluding plaster) (mm) 樓板(不包括灰泥)厚度(毫米)
LG/F 地下低層	3.75	150, 175, 200
G/F 地下	4.2	
1/F 一樓	3.5, 3.55	
2/F 二樓	3.5, 3.575	
Roof (Stairhood) 天台(梯屋)	2.8	150

Floor plans of residential properties in the phase of the development
發展項目期數的住宅物業的樓面平面圖

House - House No. 42 together with Car Park No. B20
洋房 - 屋號42連同B20號停車位

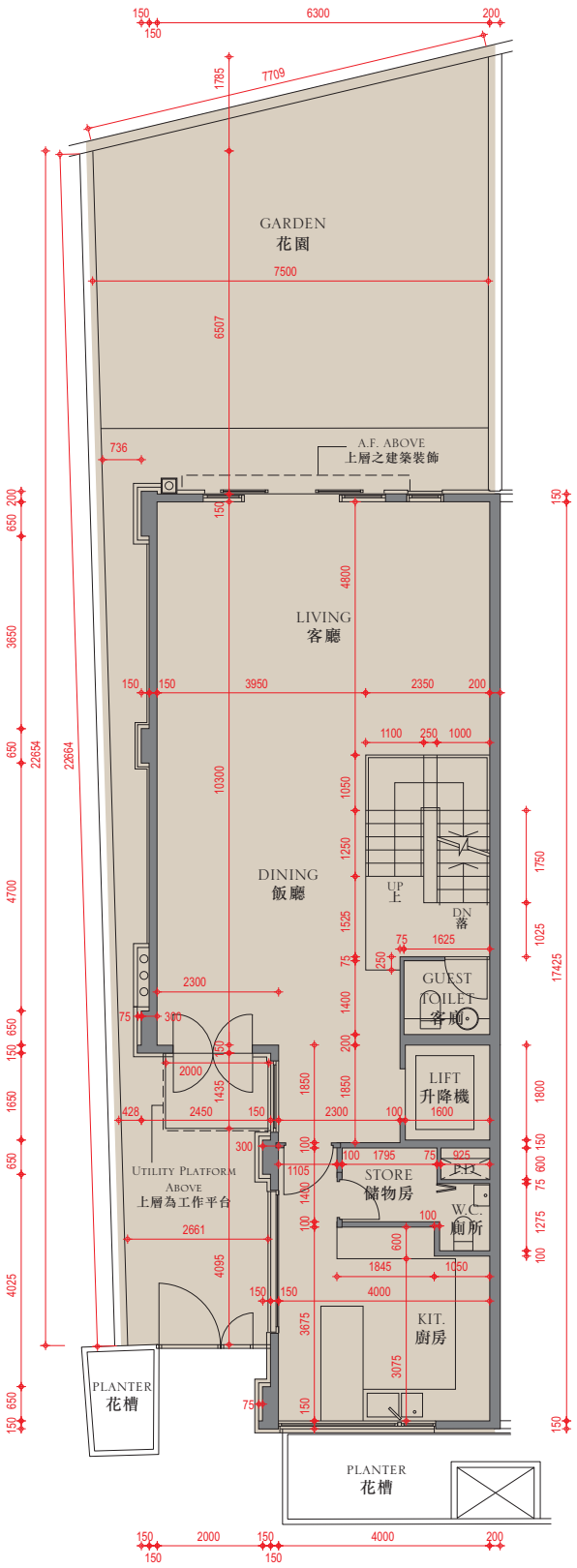

Ground floor plan

地下平面圖

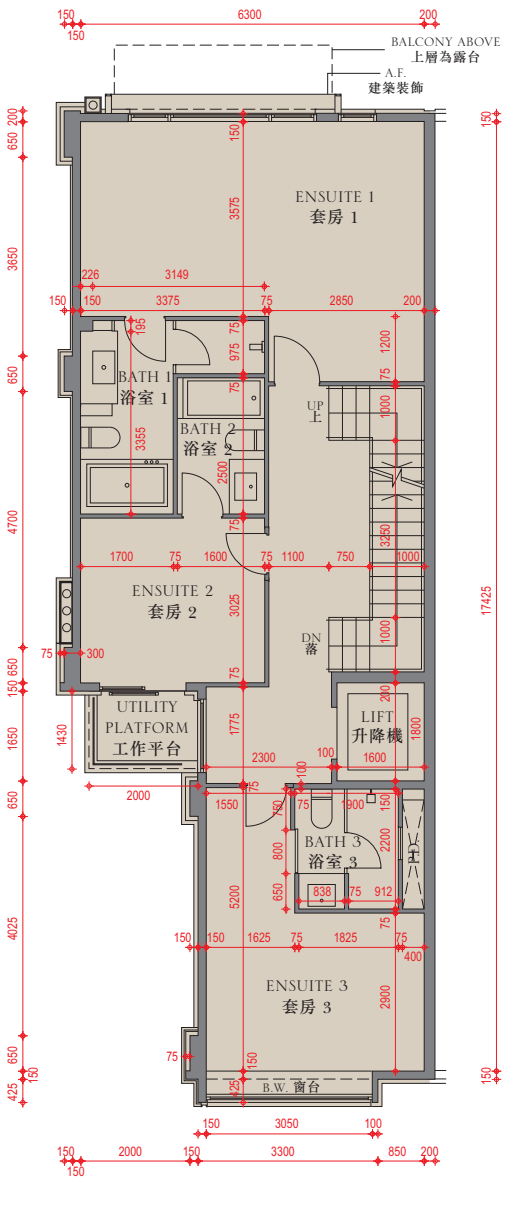

First floor plan

一樓平面圖

Legend 圖例

A.F.	=	Architectural Feature	=	建築裝飾
BATH	=	Bathroom	=	浴室
B.W.	=	Bay Window	=	窗台
DINING	=	Dining Room	=	飯廳
DN	=	Down	=	下
DUCT	=	Duct	=	槽
KIT.	=	Kitchen	=	廚房
LIVING	=	Living Room	=	客廳
MASTER BATH	=	Master Bathroom	=	主人浴室
P.D.	=	Pipe Duct	=	管槽
W.C.	=	Toilet	=	廁所

Scale:
比例： 0 5 Metres（米）

Floor plans of residential properties in the phase of the development
發展項目期數的住宅物業的樓面平面圖

House - House No. 42 together with Car Park No. B20
洋房 - 屋號42連同B20號停車位

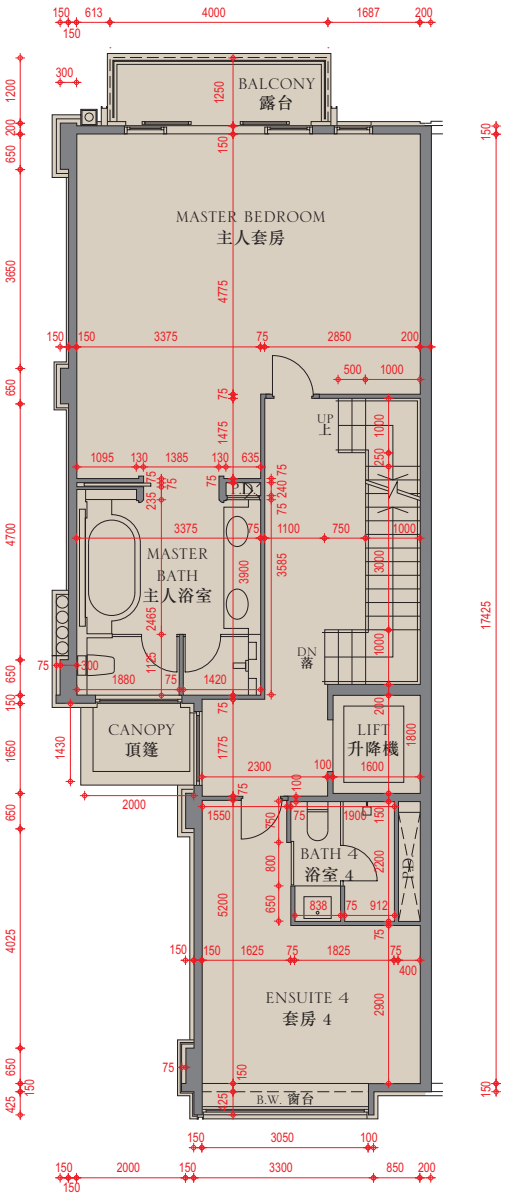

Second floor plan

二樓平面圖

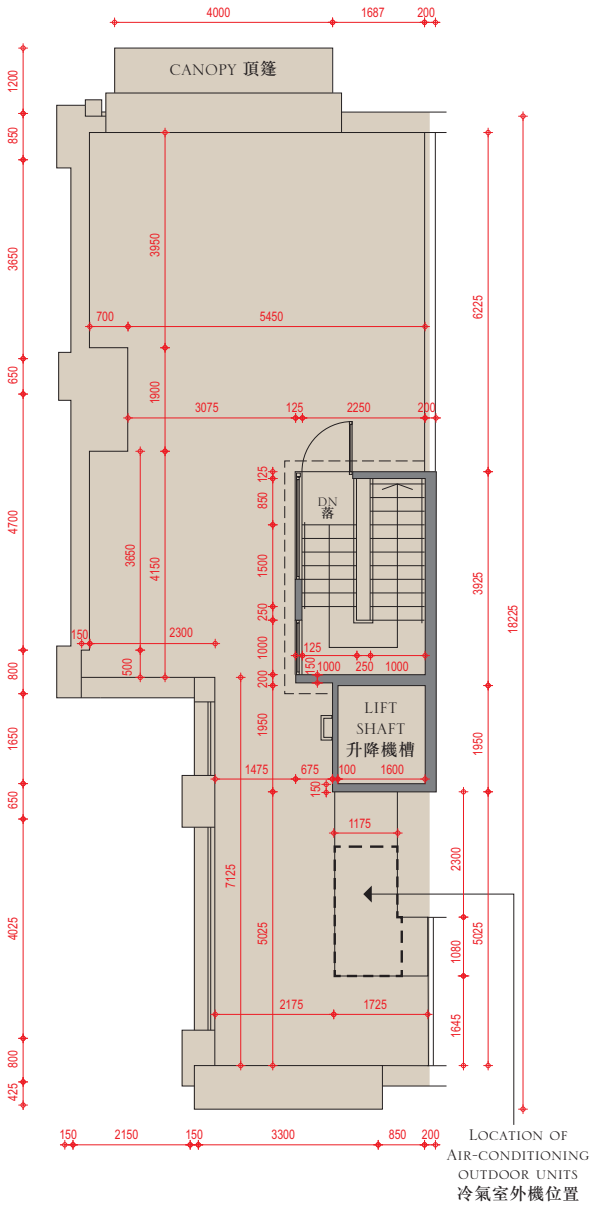

Roof plan

天台平面圖

The internal areas of the residential properties on the upper floors will generally be slightly larger than those on the lower floors because of the reducing thickness of the structural walls on the upper floors.

因住宅物業的較高樓層的結構牆的厚度遞減，較高樓層的內部面積，一般比較低樓層的內部面積稍大。

Remarks :

1. The dimensions in the floor plans are all structural dimensions in millimetre.
2. The air-conditioning outdoor unit(s) for House No. 42 is/are located on the roof of the House.
3. The area of each space inside the carport which is designated under the Land Grant for parking purpose is 12.5 sq.m.

備註：

1. 樓面平面圖之尺規所列數字為以毫米標示之建築結構尺寸。
2. 屋號42的冷氣室外機安裝於此洋房天台上。
3. 批地文件指明車房內每個用作停放車輛地方的面積為12.5平方米。

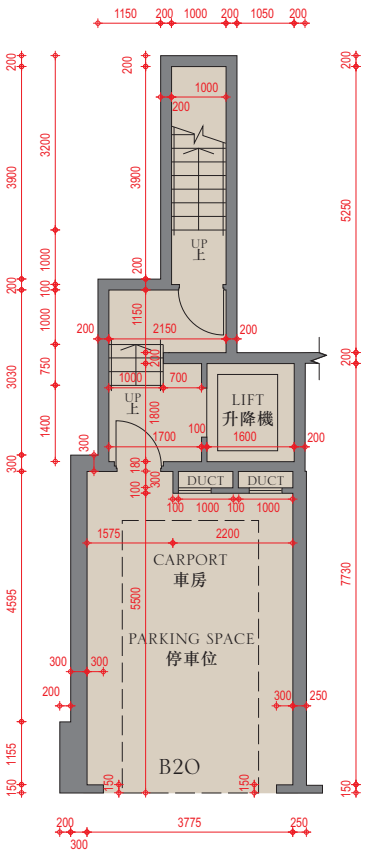

Lower ground floor plan

地下低層平面圖

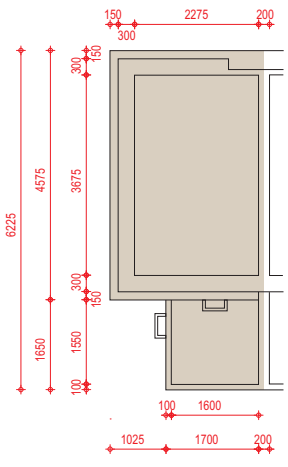

Upper roof plan

上層天台平面圖

Scale:
比例： 0 5 Metres（米）

Floor 樓層	Floor-to-floor height (refers to the height between the top surface of the structural slab of a floor and the top surface of the structural slab of its immediate upper floor) (m) 層與層之間的高度 (指該樓層之石屎地台面與上一層石屎地台面之高度距離) (米)	Thickness of the floor slabs (excluding plaster) (mm) 樓板 (不包括灰泥) 厚度(毫米)
LG/F 地下低層	3.75	150, 175, 200
G/F 地下	4.2	
1/F 一樓	3.5, 3.55	
2/F 二樓	3.5, 3.575	
Roof (Stairhood) 天台(梯屋)	2.8	150

Floor plans of residential properties in the phase of the development
發展項目期數的住宅物業的樓面平面圖

House - House No. 43 together with Car Park No. B19
洋房 - 屋號43連同B19號停車位

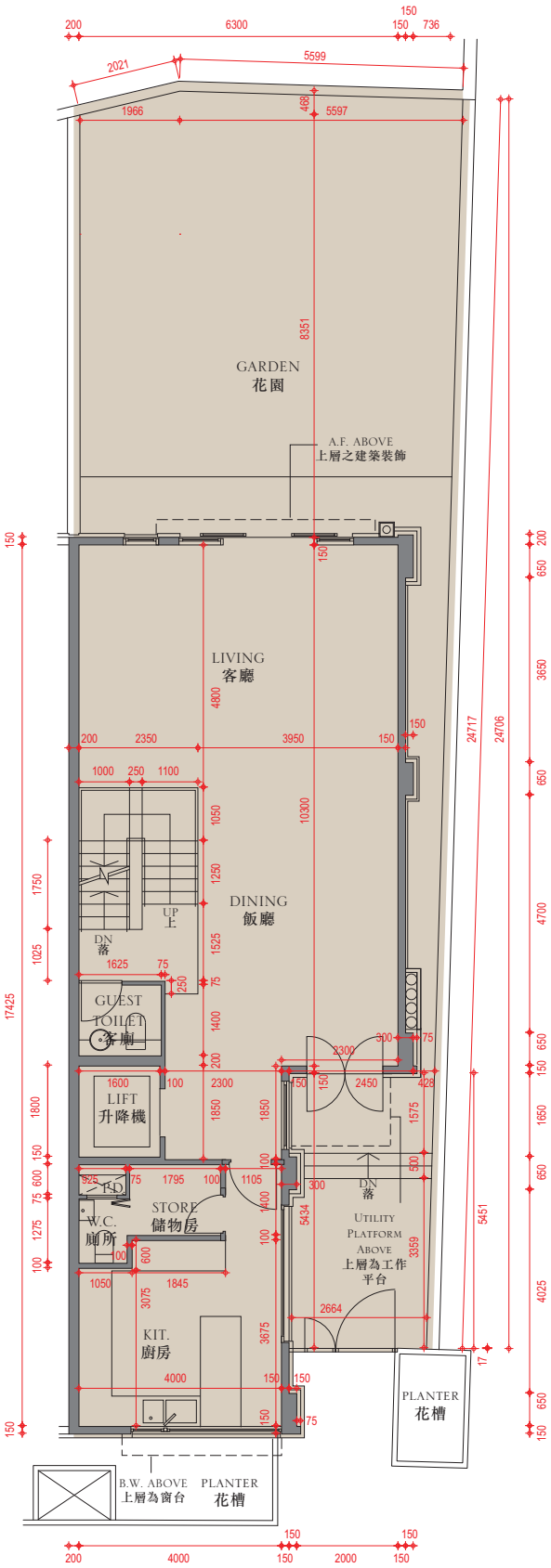

Ground floor plan
地下平面圖

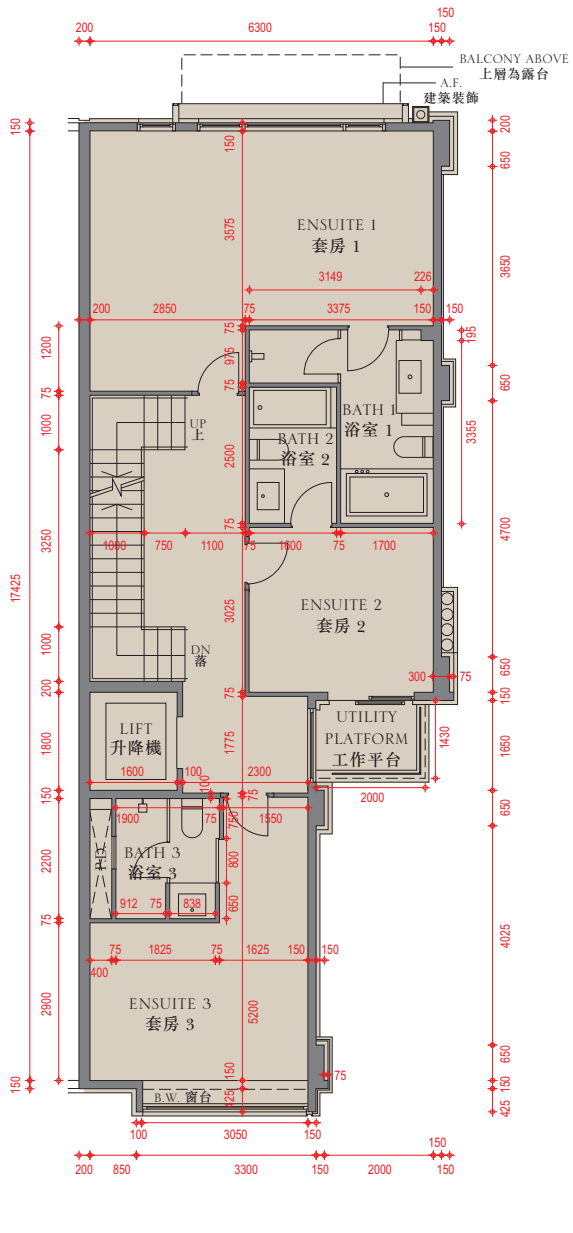

First floor plan
一樓平面圖

Legend 圖例

A.F.	=	Architectural Feature	=	建築裝飾
BATH	=	Bathroom	=	浴室
B.W.	=	Bay Window	=	窗台
DINING	=	Dining Room	=	飯廳
DN	=	Down	=	下
DUCT	=	Duct	=	槽
KIT.	=	Kitchen	=	廚房
LIVING	=	Living Room	=	客廳
MASTER BATH	=	Master Bathroom	=	主人浴室
P.D.	=	Pipe Duct	=	管槽
W.C.	=	Toilet	=	廁所

Scale:
比例： 0 5 Metres（米）

Floor plans of residential properties in the phase of the development
發展項目期數的住宅物業的樓面平面圖

House - House No. 43 together with Car Park No. B19
洋房 - 屋號43連同B19號停車位

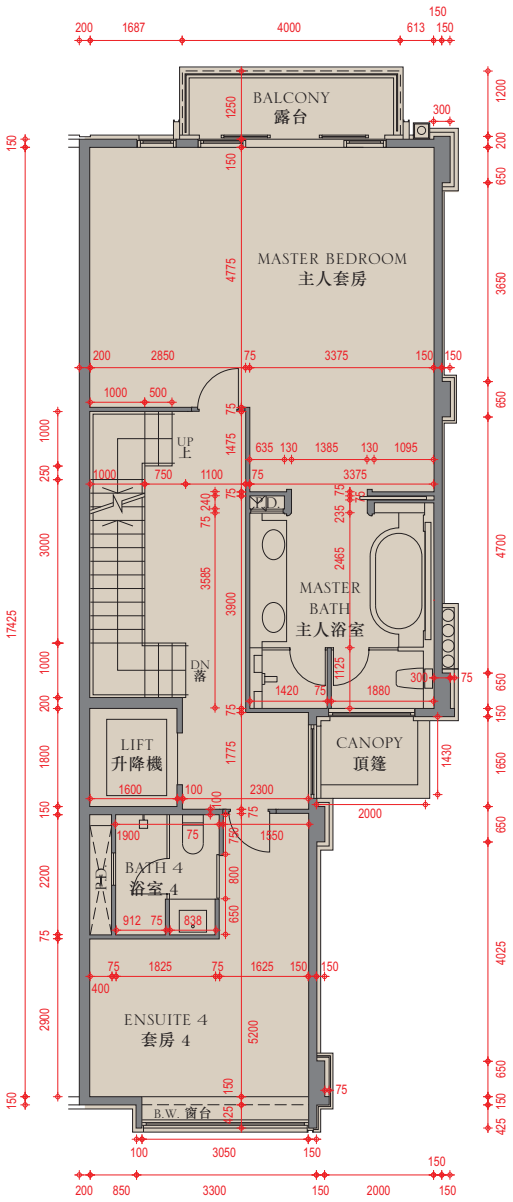

Second floor plan

二樓平面圖

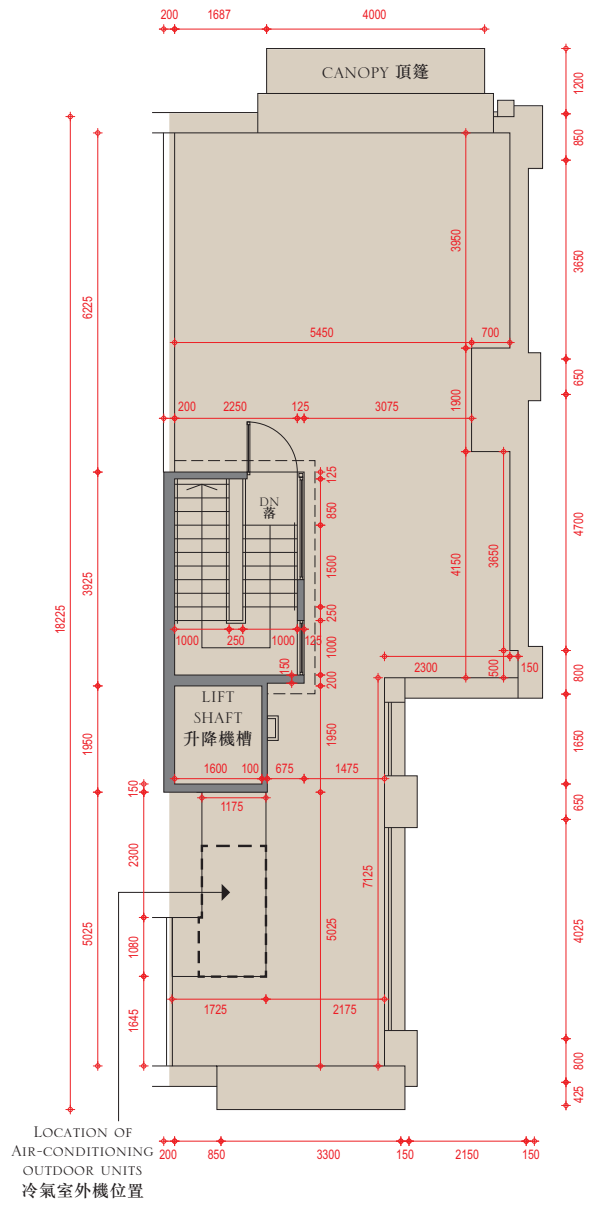

Roof plan

天台平面圖

The internal areas of the residential properties on the upper floors will generally be slightly larger than those on the lower floors because of the reducing thickness of the structural walls on the upper floors.

因住宅物業的較高樓層的結構牆的厚度遞減，較高樓層的內部面積，一般比較低樓層的內部面積稍大。

Remarks :
1. The dimensions in the floor plans are all structural dimensions in millimetre.
2. The air-conditioning outdoor unit(s) for House No. 43 is/are located on the roof of the House.
3. The area of each space inside the carport which is designated under the Land Grant for parking purpose is 12.5 sq.m.

備註：
1. 樓面平面圖之尺規所列數字為以毫米標示之建築結構尺寸。
2. 屋號43的冷氣室外機安裝於此洋房天台上。
3. 批地文件指明車房內每個用作停放車輛地方的面積為12.5平方米。

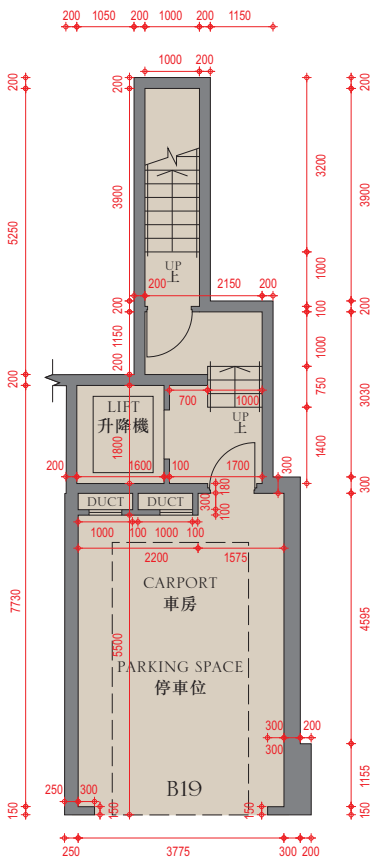

Lower ground floor plan

地下低層平面圖

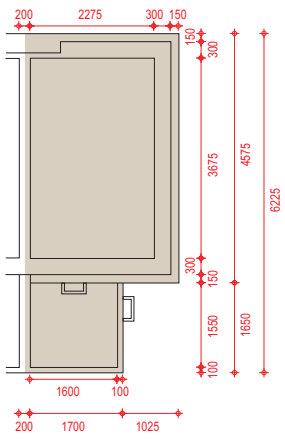

Upper roof plan

上層天台平面圖

Scale:
比例： 0 5 Metres（米）

Floor 樓層	Floor-to-floor height (refers to the height between the top surface of the structural slab of a floor and the top surface of the structural slab of its immediate upper floor) (m) 層與層之間的高度 (指該樓層之石屎地台面與上一層石屎地台面之高度距離) (米)	Thickness of the floor slabs (excluding plaster) (mm) 樓板 (不包括灰泥) 厚度(毫米)
LG/F 地下低層	3.75	150, 175, 200
G/F 地下	4.2	
1/F 一樓	3.5, 3.55	
2/F 二樓	3.5, 3.575	
Roof (Stairhood) 天台(梯屋)	2.8	150

Floor plans of residential properties in the phase of the development
發展項目期數的住宅物業的樓面平面圖

House - House No. 45 together with Car Park No. B17
洋房 - 屋號45連同B17號停車位

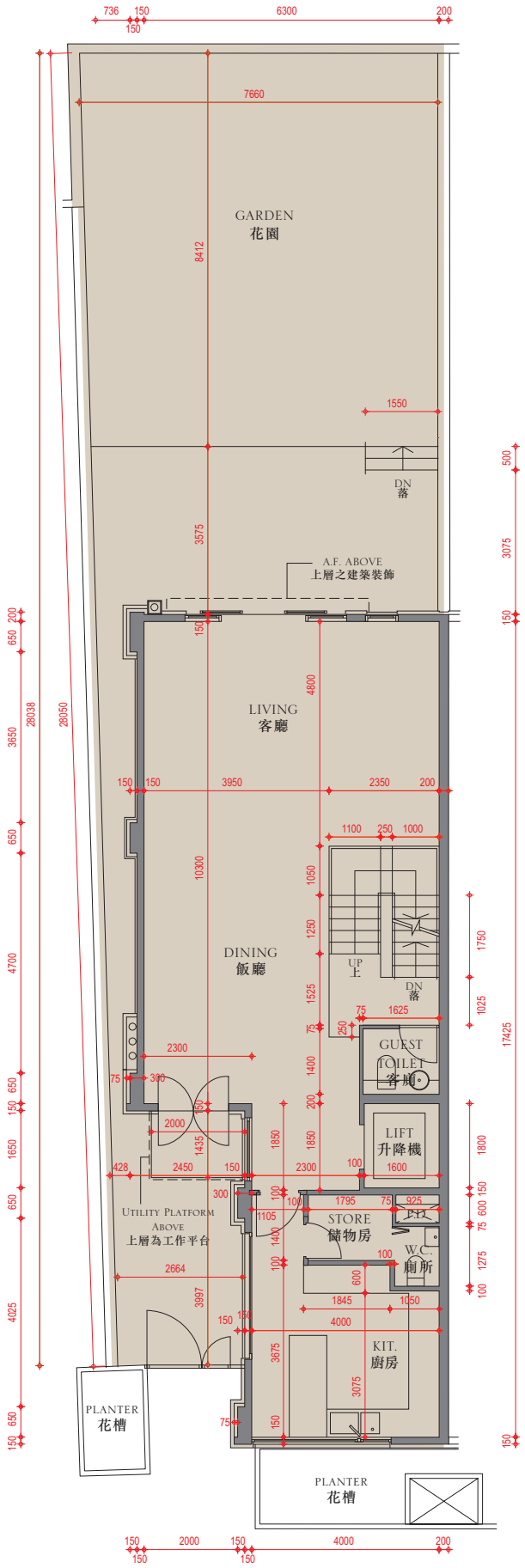

Ground floor plan

地下平面圖

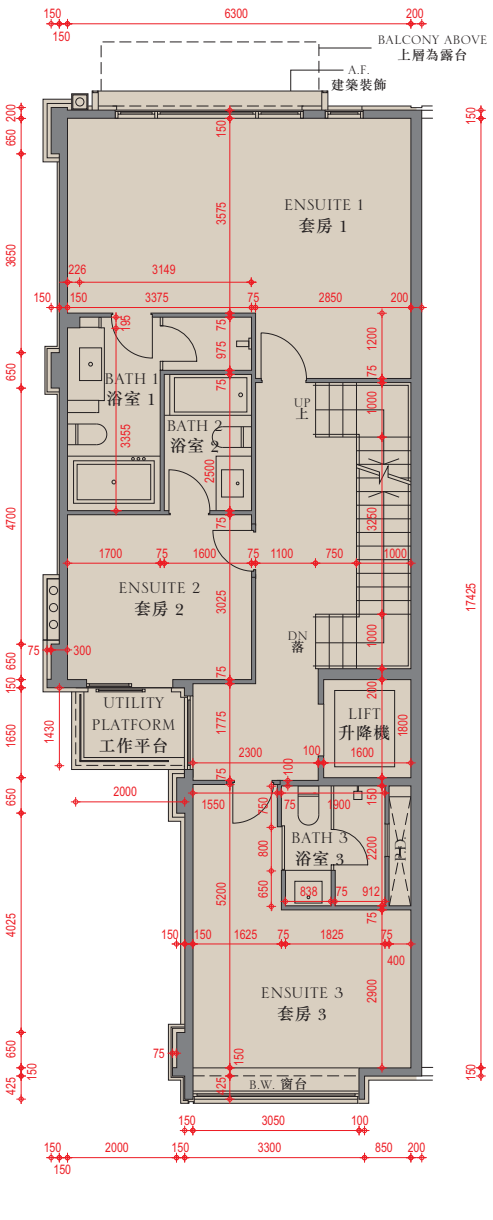

First floor plan

一樓平面圖

Legend 圖例

A.F.	=	Architectural Feature	=	建築裝飾
BATH	=	Bathroom	=	浴室
B.W.	=	Bay Window	=	窗台
DINING	=	Dining Room	=	飯廳
DN	=	Down	=	下
DUCT	=	Duct	=	槽
KIT.	=	Kitchen	=	廚房
LIVING	=	Living Room	=	客廳
MASTER BATH	=	Master Bathroom	=	主人浴室
P.D.	=	Pipe Duct	=	管槽
W.C.	=	Toilet	=	廁所

Scale:
比例： 0 5 Metres（米）

Floor plans of residential properties in the phase of the development
發展項目期數的住宅物業的樓面平面圖

House - House No. 45 together with Car Park No. B17
洋房 - 屋號45連同B17號停車位

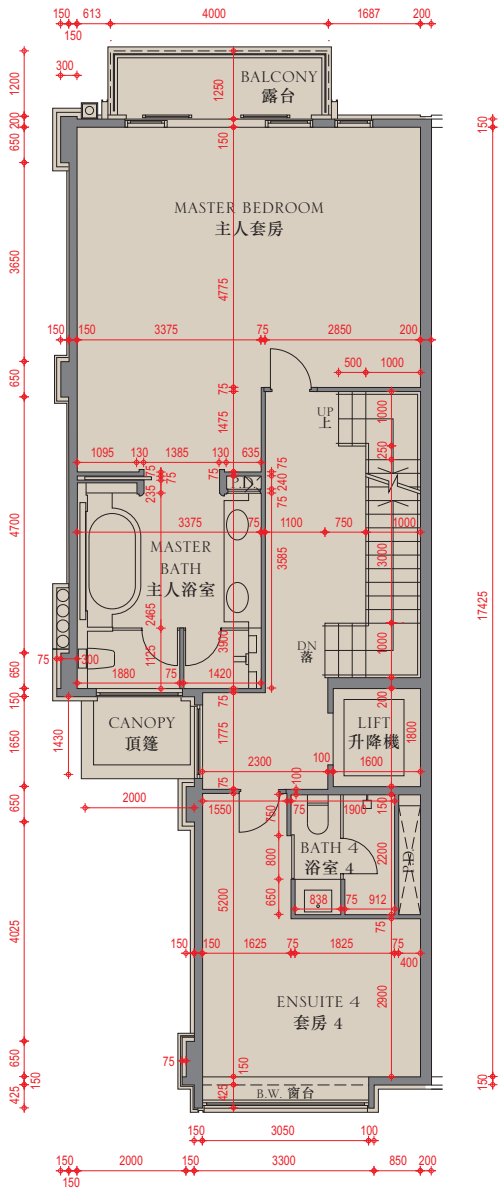

Second floor plan

二樓平面圖

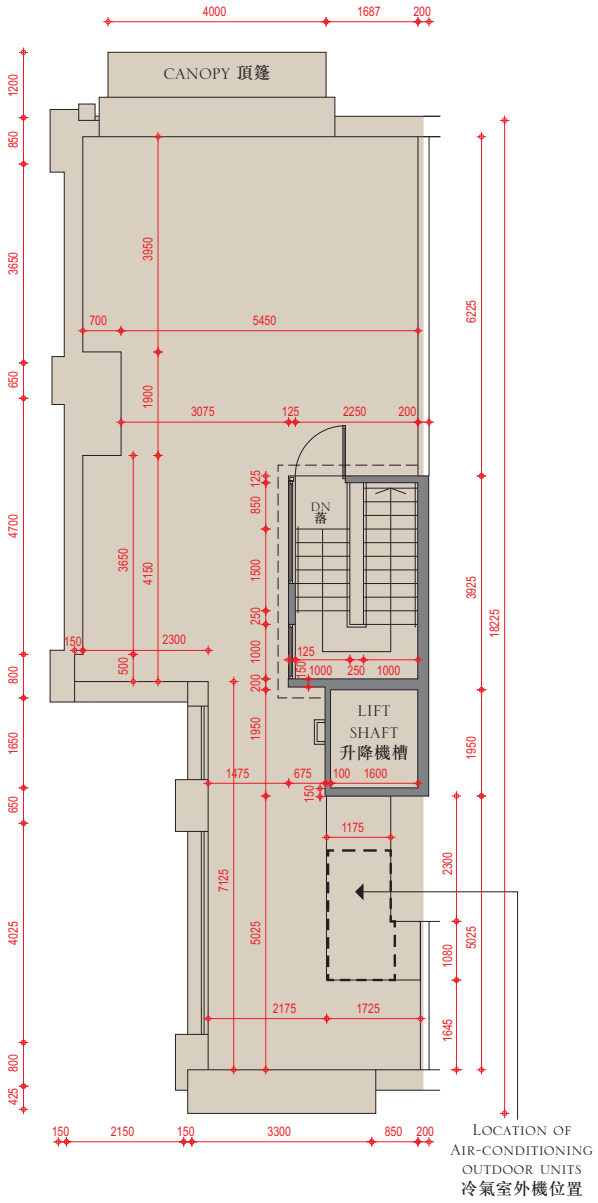

Roof plan

天台平面圖

The internal areas of the residential properties on the upper floors will generally be slightly larger than those on the lower floors because of the reducing thickness of the structural walls on the upper floors.

因住宅物業的較高樓層的結構牆的厚度遞減，較高樓層的內部面積，一般比較低樓層的內部面積稍大。

Remarks :
1. The dimensions in the floor plans are all structural dimensions in millimetre.
2. The air-conditioning outdoor unit(s) for House No. 45 is/are located on the roof of the House.
3. The area of each space inside the carport which is designated under the Land Grant for parking purpose is 12.5 sq.m.

備註：
1. 樓面平面圖之尺規所列數字為以毫米標示之建築結構尺寸。
2. 屋號45的冷氣室外機安裝於此洋房天台上。
3. 批地文件指明車房內每個用作停放車輛地方的面積為12.5平方米。

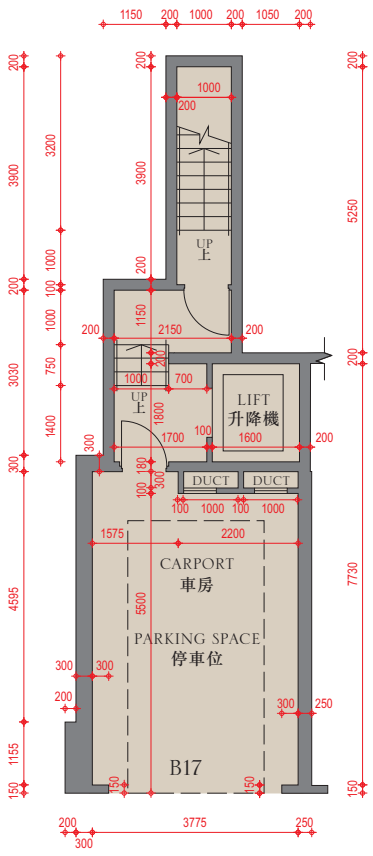

Lower ground floor plan

地下低層平面圖

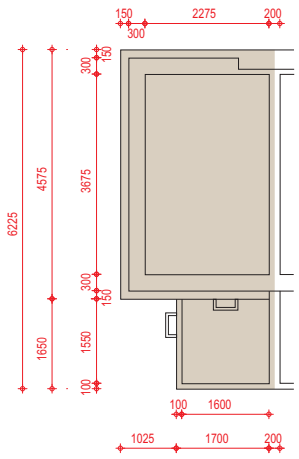

Upper roof plan

上層天台平面圖

Scale:
比例： 0 5 Metres（米）

Floor 樓層	Floor-to-floor height (refers to the height between the top surface of the structural slab of a floor and the top surface of its immediate upper floor) (m) 層與層之間的高度 (指該樓層之石屎地台面與上一層石屎地台面之高度距離) (米)	Thickness of the floor slabs (excluding plaster) (mm) 樓板 (不包括灰泥) 厚度(毫米)
LG/F 地下低層	3.75	150, 175, 200
G/F 地下	4.2	
1/F 一樓	3.5, 3.55	
2/F 二樓	3.5, 3.575	
Roof (Stairhood) 天台(梯屋)	2.8	150

Floor plans of residential properties in the phase of the development
發展項目期數的住宅物業的樓面平面圖

House - House No. 46 together with Car Park No. B16
洋房 - 屋號46連同B16號停車位

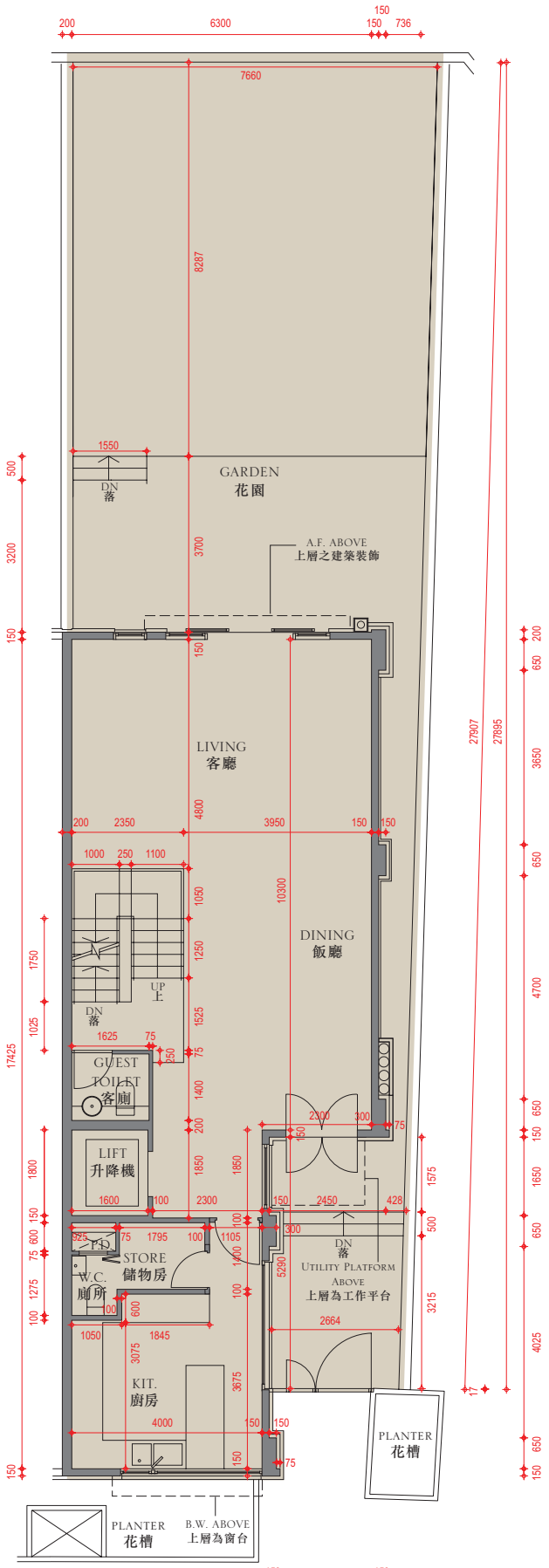

Ground floor plan

地下平面圖

Layout in the latest approved building plans
最新經批准的建築圖則的布局

Legend 圖例

A.F.	=	Architectural Feature	=	建築裝飾
BATH	=	Bathroom	=	浴室
B.W.	=	Bay Window	=	窗台
DINING	=	Dining Room	=	飯廳
DN	=	Down	=	下
DUCT	=	Duct	=	槽
KIT.	=	Kitchen	=	廚房
LIVING	=	Living Room	=	客廳
MASTER BATH	=	Master Bathroom	=	主人浴室
P.D.	=	Pipe Duct	=	管槽
W.C.	=	Toilet	=	廁所
⌒	=	Arc Length	=	孤線長度
R	=	Radius	=	半徑

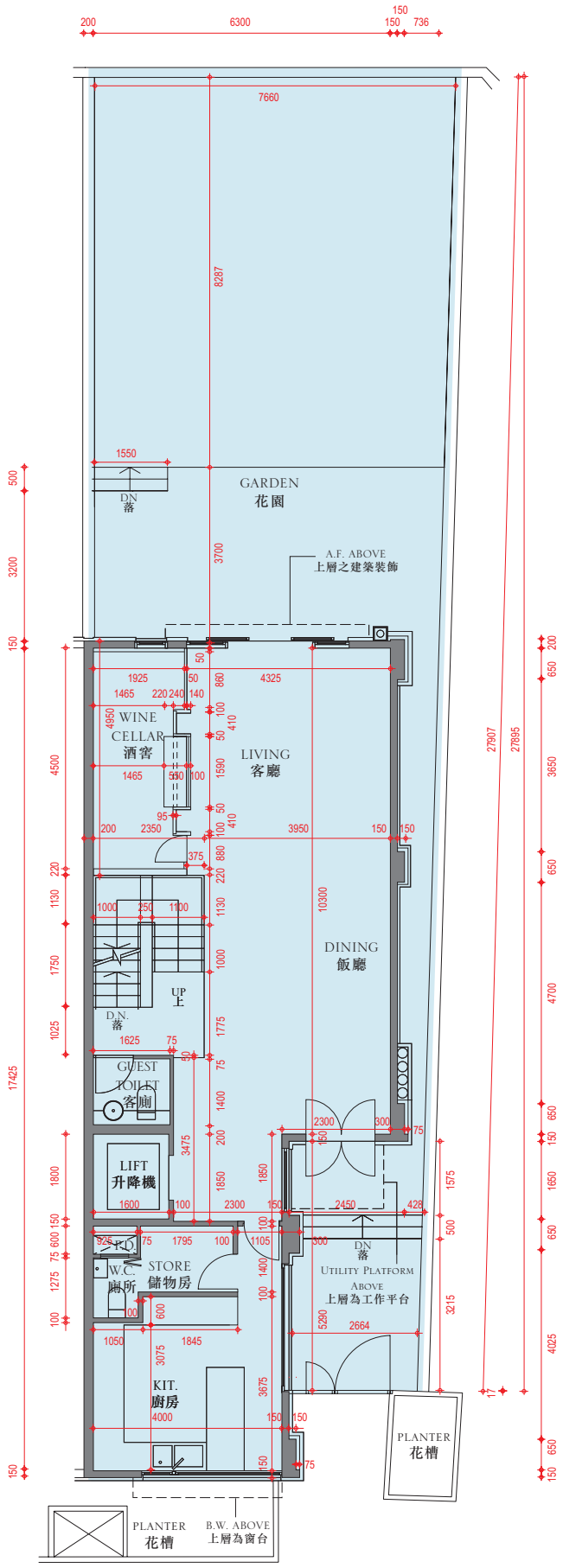

Ground floor plan

地下平面圖

"As-is" layout with minor works or exempted works carried out under the Buildings Ordinance
小型工程或獲《建築物條例》豁免的工程進行後的現時布局

List of minor works or exempted works under the Buildings Ordinance (Cap.123) carried out after completion of works as shown in the latest approved building plans:

(a) WINE CELLAR added
(b) Layout of raised floor at staircase changed

在最新經批准的建築圖則所顯示的工程完成後，按建築物條例(第123章)，作為小型工程或豁免工程進行的工程如下:

(a) 加建酒窖
(b) 更改樓梯前面地台之布局

Scale:
比例： 0 5 Metres（米）

Floor plans of residential properties in the phase of the development
發展項目期數的住宅物業的樓面平面圖

House - House No. 46 together with Car Park No. B16
洋房 - 屋號46連同B16號停車位

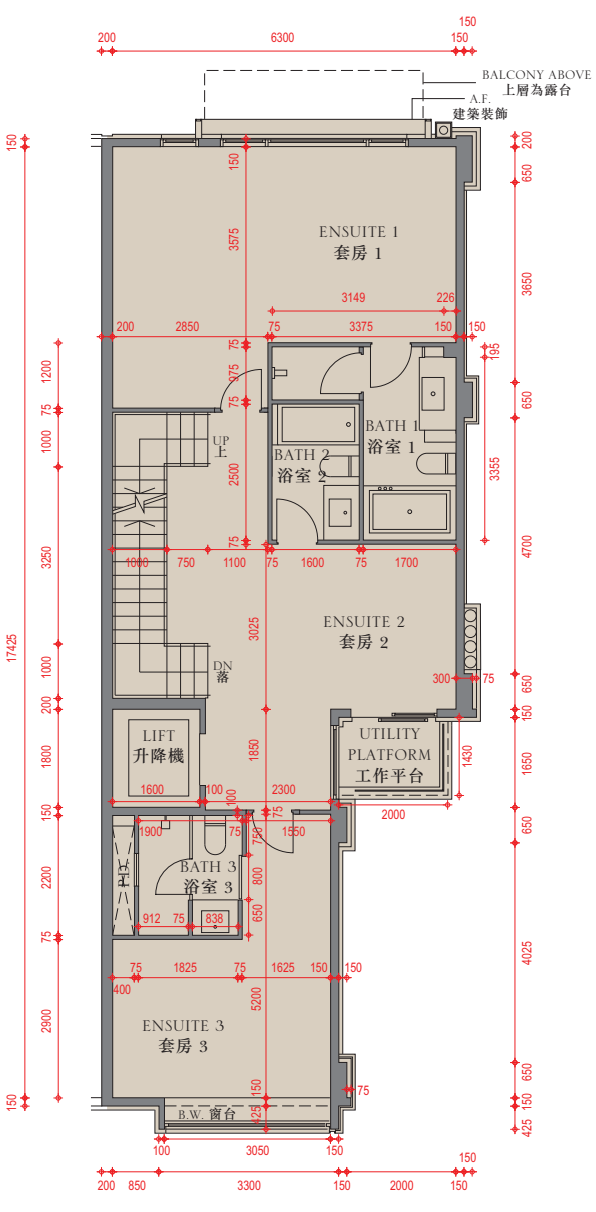

First floor plan

一樓平面圖

Layout in the latest approved building plans
最新經批准的建築圖則的布局

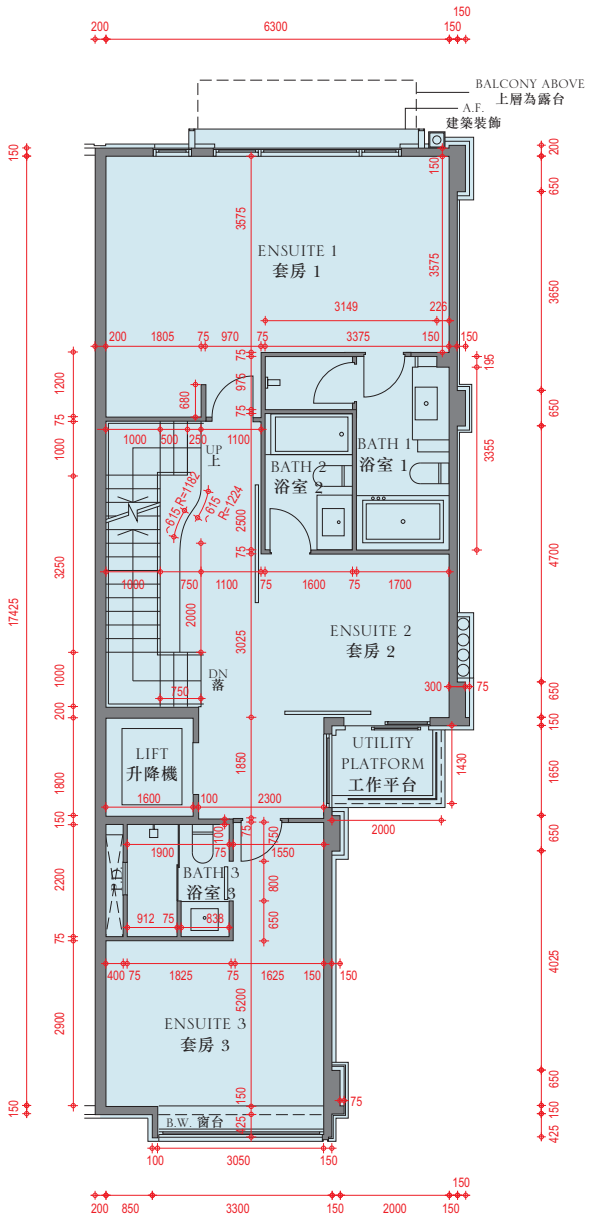

First floor plan

一樓平面圖

"As-is" layout with minor works or exempted works carried out under the Buildings Ordinance
小型工程或獲《建築物條例》豁免的工程進行後的現時布局

List of minor works or exempted works under the Buildings Ordinance (Cap.123) carried out after completion of works as shown in the latest approved building plans:

(a) Layout of staircase changed
(b) Partition wall added in ENSUITE 1
(c) Sliding doors added at ENSUITE 2
(d) Door of ENSUITE 3 relocated

在最新經批准的建築圖則所顯示的工程完成後，按建築物條例(第123章)，作為小型工程或豁免工程進行的工程如下:

(a) 更改樓梯布局
(b) 套房1內加建內牆
(c) 套房2加設趟門
(d) 套房3門移位

Scale:
比例： 0 5 Metres（米）

Floor plans of residential properties in the phase of the development
發展項目期數的住宅物業的樓面平面圖

House - House No. 46 together with Car Park No. B16
洋房 - 屋號46連同B16號停車位

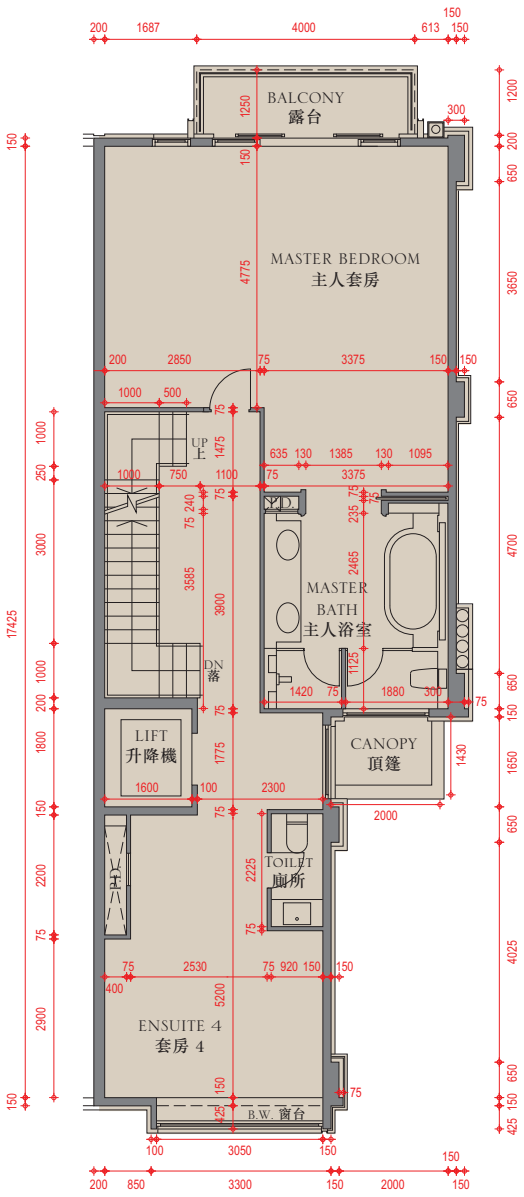

Second floor plan
二樓平面圖

Layout in the latest approved building plans
最新經批准的建築圖則的布局

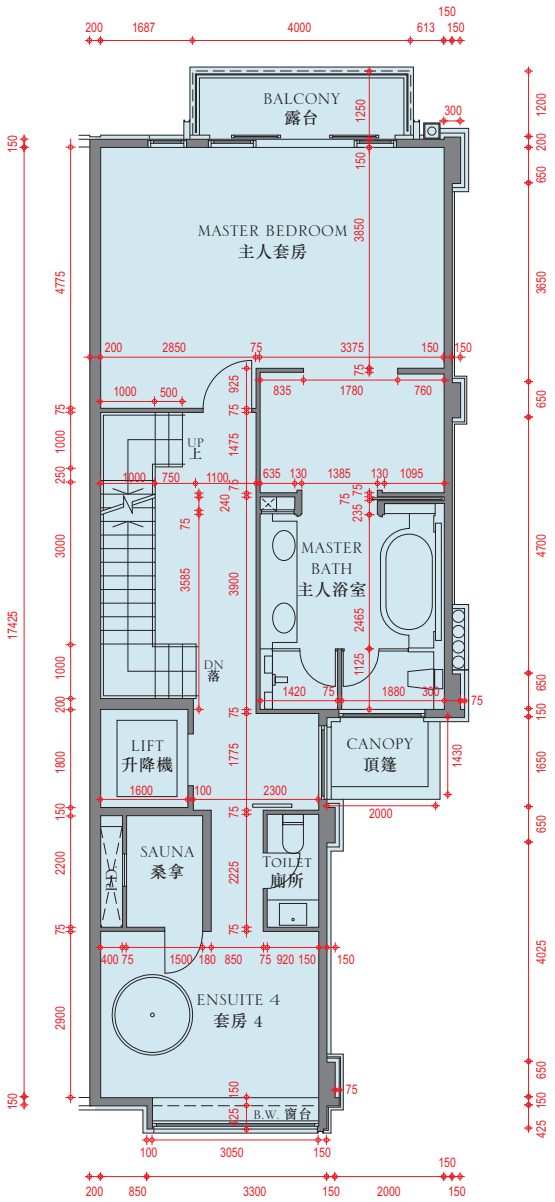

Second floor plan
二樓平面圖

"As-is" layout with minor works or exempted works carried out under the Buildings Ordinance
小型工程或獲《建築物條例》豁免的工程進行後的現時布局

List of minor works or exempted works under the Buildings Ordinance (Cap.123) carried out after completion of works as shown in the latest approved building plans:

(a) Partition wall added in MASTER BEDROOM
(b) Sliding door added at ENSUITE 4
(c) SAUNA and bathtub added in ENSUITE 4

在最新經批准的建築圖則所顯示的工程完成後，按建築物條例(第123章)，作為小型工程或豁免工程進行的工程如下:

(a) 主人套房內加建內牆
(b) 套房4加設趟門
(c) 套房4加設桑拿及浴缸

Scale:
比例： 0 5 Metres（米）

Legend 圖例

A.F.	=	Architectural Feature	=	建築裝飾
BATH	=	Bathroom	=	浴室
B.W.	=	Bay Window	=	窗台
DINING	=	Dining Room	=	飯廳
DN	=	Down	=	下
DUCT	=	Duct	=	槽
KIT.	=	Kitchen	=	廚房
LIVING	=	Living Room	=	客廳
MASTER BATH	=	Master Bathroom	=	主人浴室
P.D.	=	Pipe Duct	=	管槽
W.C.	=	Toilet	=	廁所

Floor plans of residential properties in the phase of the development
發展項目期數的住宅物業的樓面平面圖

House - House No. 46 together with Car Park No. B16
洋房 - 屋號46連同B16號停車位

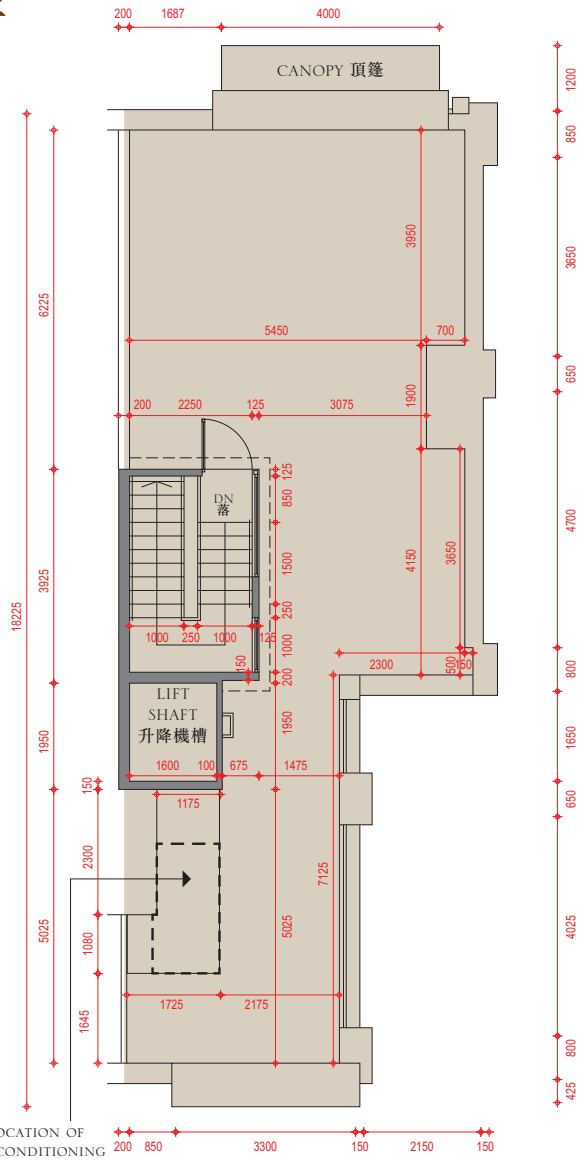

Roof plan

天台平面圖

Layout in the latest approved building plans
最新經批准的建築圖則的布局

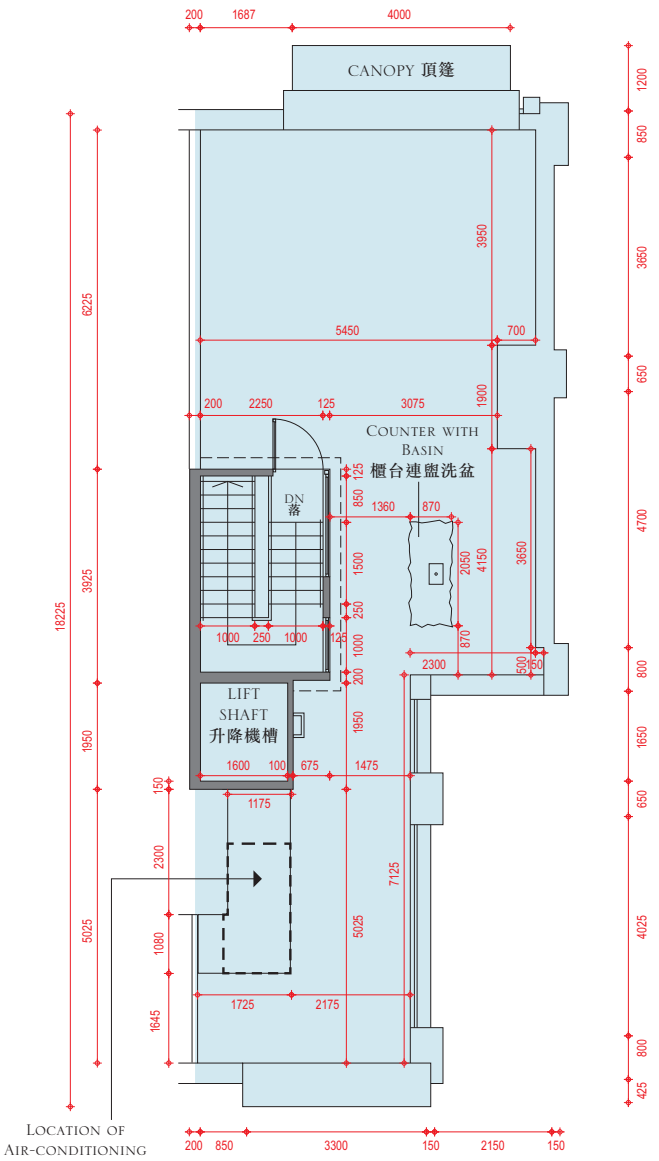

Roof plan

天台平面圖

"As-is" layout with minor works or exempted works carried out under the Buildings Ordinance
小型工程或獲《建築物條例》豁免的工程進行後的現時布局

List of minor works or exempted works under the Buildings Ordinance (Cap.123) carried out after completion of works as shown in the latest approved building plans:

(a) Counter with basin added

在最新經批准的建築圖則所顯示的工程完成後，按建築物條例(第123章)，作為小型工程或豁免工程進行的工程如下:

(a) 加設櫃台連盥洗盆

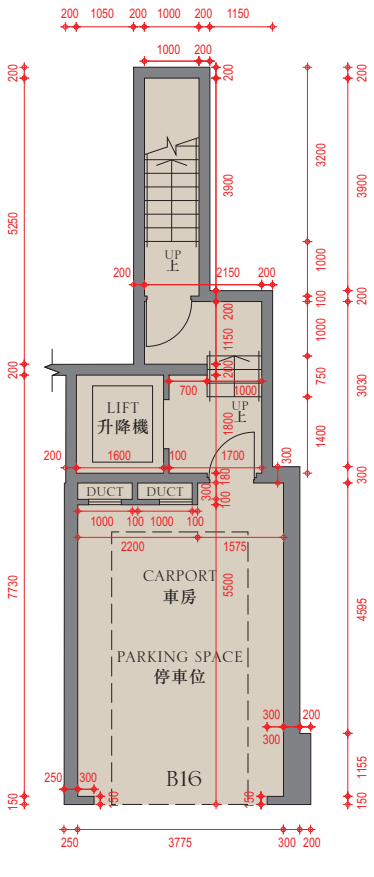

Lower ground floor plan

地下低層平面圖

Layout in the latest approved building plans
最新經批准的建築圖則的布局

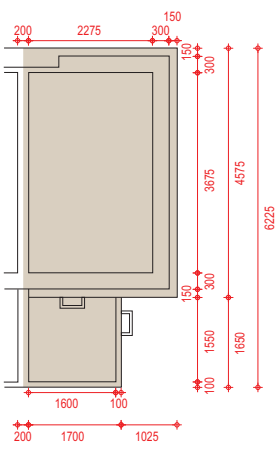

Upper roof plan

上層天台平面圖

Layout in the latest approved building plans
最新經批准的建築圖則的布局

Scale:
比例： 0 5 Metres（米）

The internal areas of the residential properties on the upper floors will generally be slightly larger than those on the lower floors because of the reducing thickness of the structural walls on the upper floors.

因住宅物業的較高樓層的結構牆的厚度遞減，較高樓層的內部面積，一般比較低樓層的內部面積稍大。

Remarks :
1. The dimensions in the floor plans are all structural dimensions in millimetre.
2. The air-conditioning outdoor unit(s) for House No. 46 is/are located on the roof of the House.
3. The area of each space inside the carport which is designated under the Land Grant for parking purpose is 12.5 sq.m.

備註：
1. 樓面平面圖之尺規所列數字為以毫米標示之建築結構尺寸。
2. 屋號46的冷氣室外機安裝於此洋房天台上。
3. 批地文件指明車房內每個用作停放車輛地方的面積為12.5平方米。

Floor 樓層	Floor-to-floor height (refers to the height between the top surface of the structural slab of a floor and the top surface of the structural slab of its immediate upper floor) (m) 層與層之間的高度(指該樓層之石屎地台面與上一層石屎地台面之高度距離) (米)	Thickness of the floor slabs (excluding plaster) (mm) 樓板(不包括灰泥)厚度(毫米)
LG/F 地下低層	3.75	150, 175, 200
G/F 地下	4.2	
1/F 一樓	3.5, 3.55	
2/F 二樓	3.5, 3.575	
Roof (Stairhood) 天台(梯屋)	2.8	150

Floor plans of residential properties in the phase of the development
發展項目期數的住宅物業的樓面平面圖

House - House No. 47 together with Car Park No. B15
洋房 - 屋號47連同B15號停車位

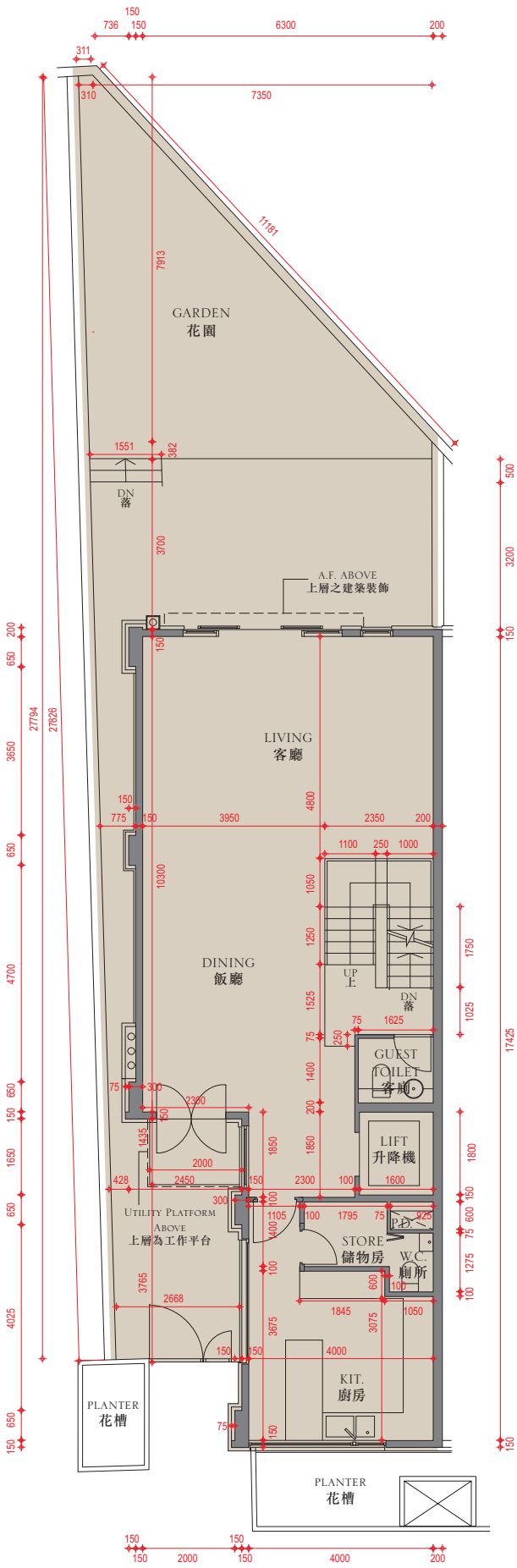

Ground floor plan
地下平面圖

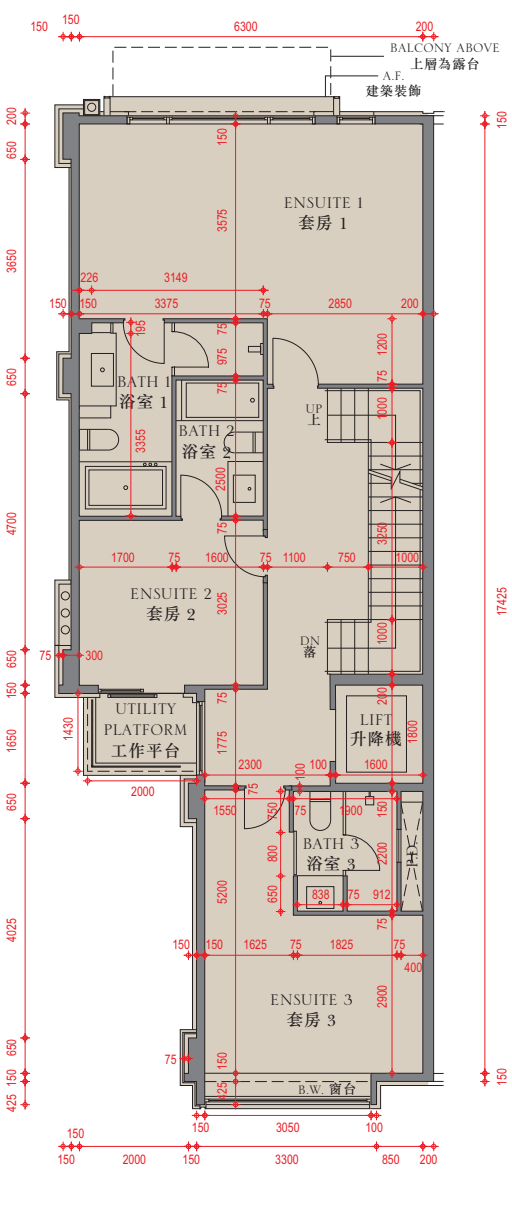

First floor plan
一樓平面圖

Legend 圖例

A.F.	=	Architectural Feature	=	建築裝飾
BATH	=	Bathroom	=	浴室
B.W.	=	Bay Window	=	窗台
DINING	=	Dining Room	=	飯廳
DN	=	Down	=	下
DUCT	=	Duct	=	槽
KIT.	=	Kitchen	=	廚房
LIVING	=	Living Room	=	客廳
MASTER BATH	=	Master Bathroom	=	主人浴室
P.D.	=	Pipe Duct	=	管槽
W.C.	=	Toilet	=	廁所

Scale:
比例： 0 5 Metres（米）

Floor plans of residential properties in the phase of the development
發展項目期數的住宅物業的樓面平面圖

House - House No. 47 together with Car Park No. B15
洋房 - 屋號47連同B15號停車位

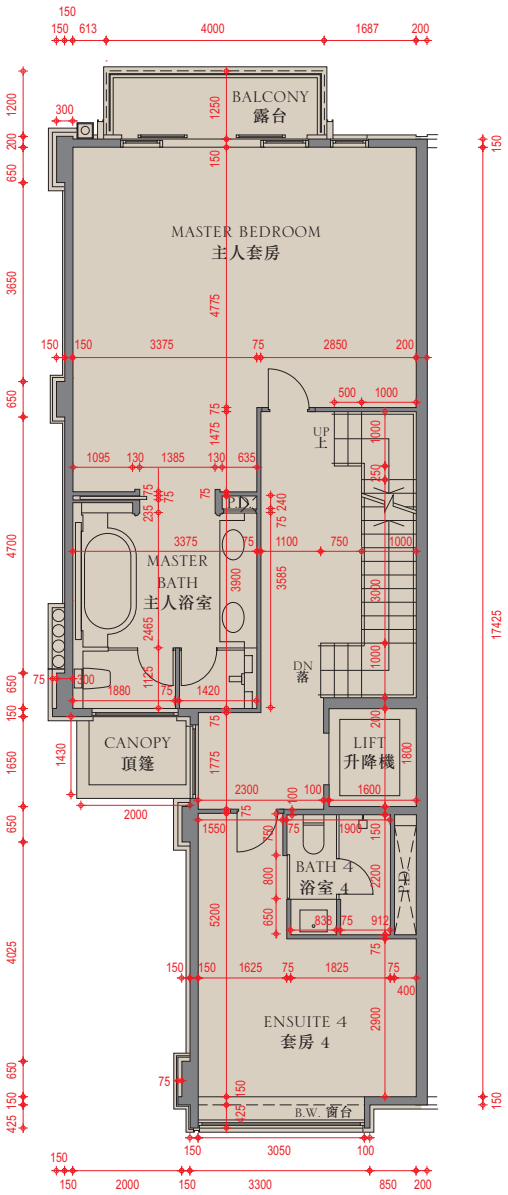

Second floor plan

二樓平面圖

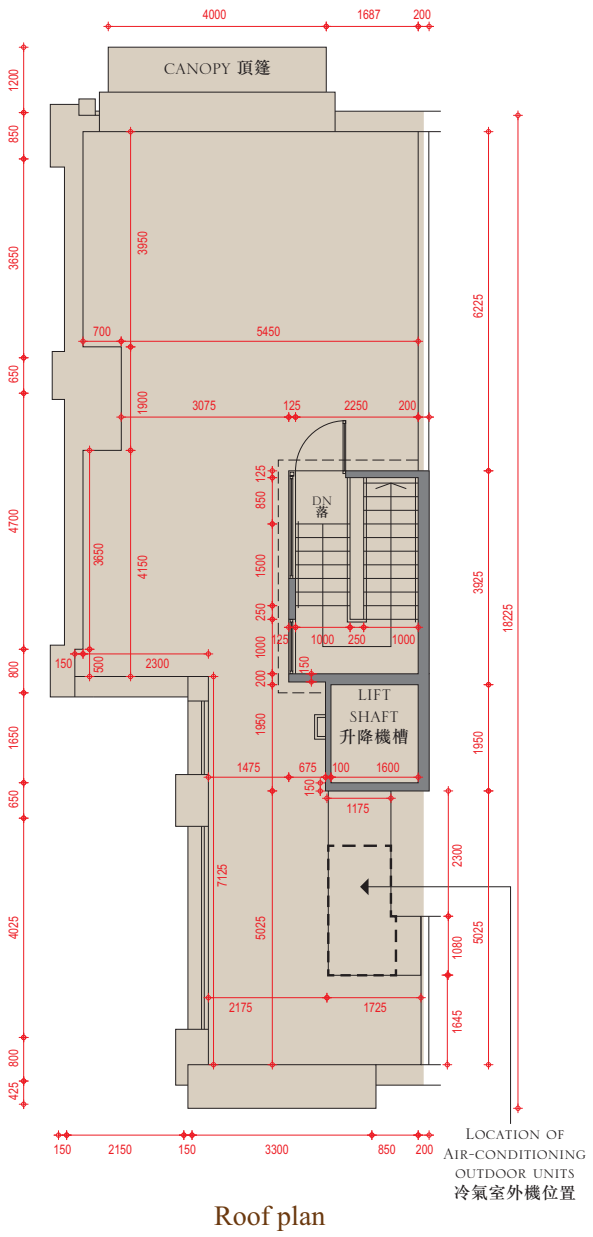

Roof plan

天台平面圖

The internal areas of the residential properties on the upper floors will generally be slightly larger than those on the lower floors because of the reducing thickness of the structural walls on the upper floors.

因住宅物業的較高樓層的結構牆的厚度遞減，較高樓層的內部面積，一般比較低樓層的內部面積稍大。

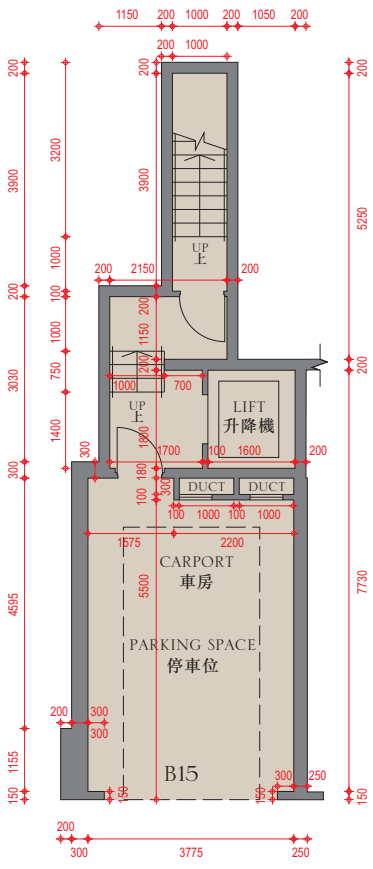

Lower ground floor plan

地下低層平面圖

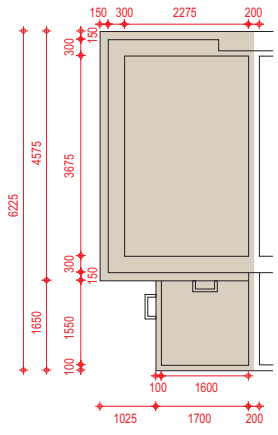

Upper roof plan

上層天台平面圖

Scale:
比例： 0 5 Metres（米）

Remarks :
1. The dimensions in the floor plans are all structural dimensions in millimetre.
2. The air-conditioning outdoor unit(s) for House No. 47 is/are located on the roof of the House.
3. The area of each space inside the carport which is designated under the Land Grant for parking purpose is 12.5 sq.m.

備註：
1. 樓面平面圖之尺規所列數字為以毫米標示之建築結構尺寸。
2. 屋號47的冷氣室外機安裝於此洋房天台上。
3. 批地文件指明車房內每個用作停放車輛地方的面積為12.5平方米。

Floor 樓層	Floor-to-floor height (refers to the height between the top surface of the structural slab of a floor and the top surface of the structural slab of its immediate upper floor) (m) 層與層之間的高度(指該樓層之石屎地台面與上一層石屎地台面之高度距離) (米)	Thickness of the floor slabs (excluding plaster) (mm) 樓板(不包括灰泥)厚度(毫米)
LG/F 地下低層	3.75	150, 175, 200
G/F 地下	4.2	
1/F 一樓	3.5, 3.55	
2/F 二樓	3.5, 3.575	
Roof (Stairhood) 天台(梯屋)	2.8	150

Floor plans of residential properties in the phase of the development
發展項目期數的住宅物業的樓面平面圖

House - House No. 48 together with Car Park No. B12
洋房 - 屋號48連同B12號停車位

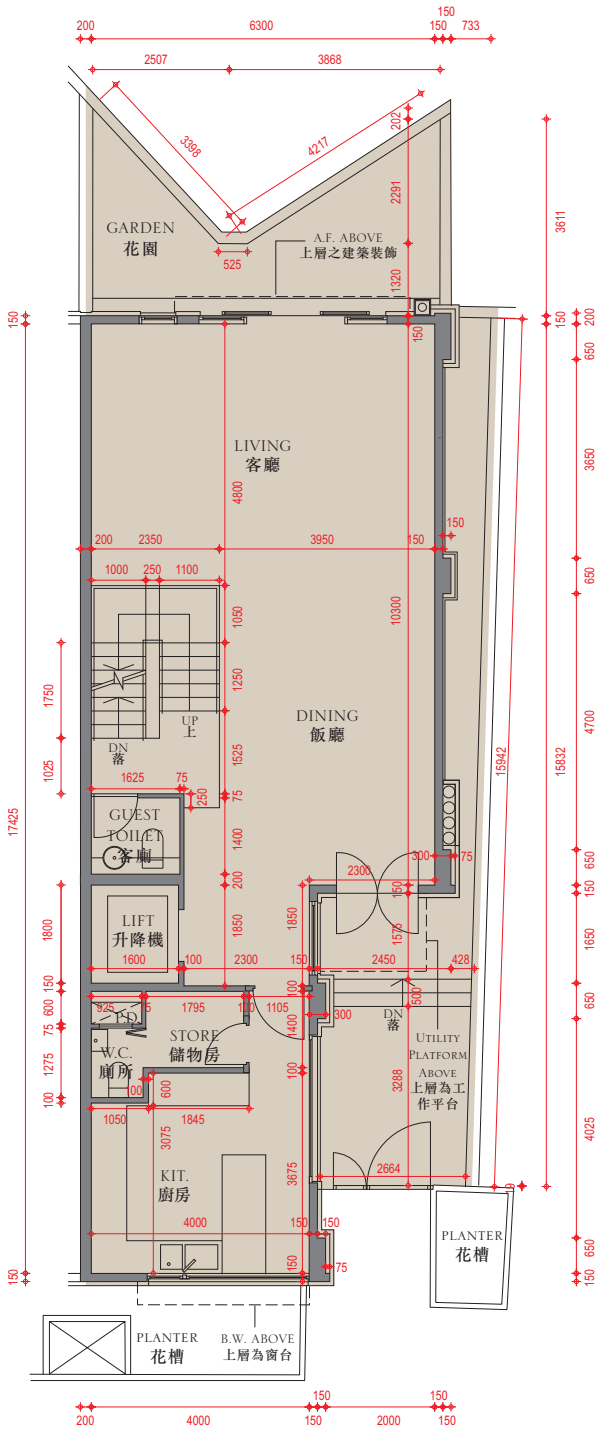

Ground floor plan
地下平面圖

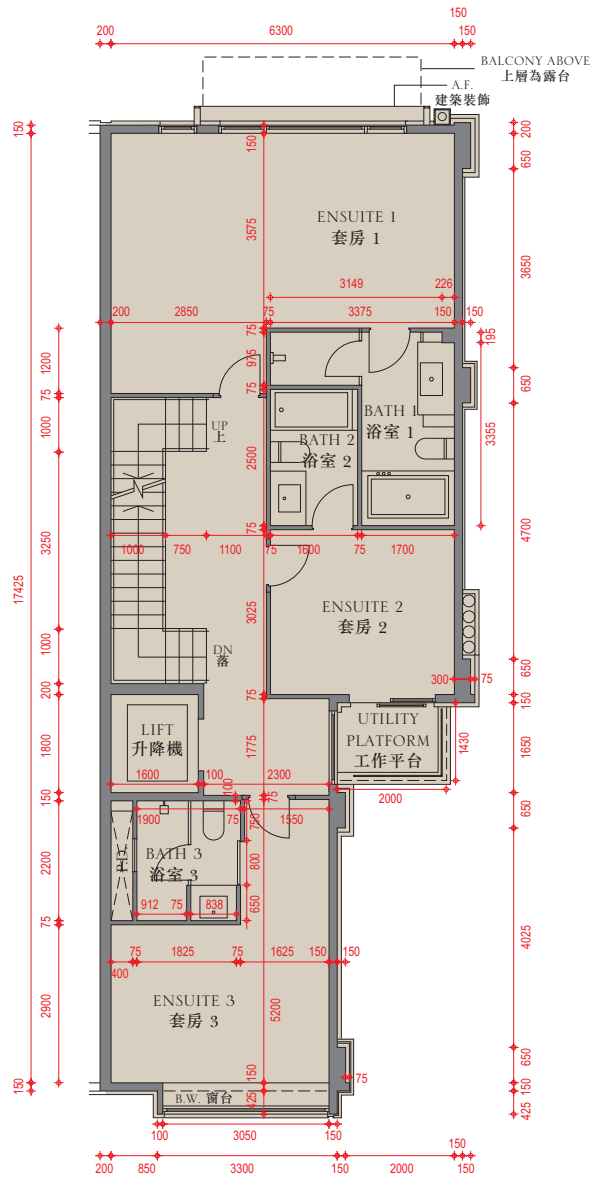

First floor plan
一樓平面圖

Legend 圖例

A.F.	=	Architectural Feature	=	建築裝飾
BATH	=	Bathroom	=	浴室
B.W.	=	Bay Window	=	窗台
DINING	=	Dining Room	=	飯廳
DN	=	Down	=	下
DUCT	=	Duct	=	槽
KIT.	=	Kitchen	=	廚房
LIVING	=	Living Room	=	客廳
MASTER BATH	=	Master Bathroom	=	主人浴室
P.D.	=	Pipe Duct	=	管槽
W.C.	=	Toilet	=	廁所

Scale:
比例： 0 5 Metres（米）

Floor plans of residential properties in the phase of the development
發展項目期數的住宅物業的樓面平面圖

House - House No. 48 together with Car Park No. B12
洋房 - 屋號48連同B12號停車位

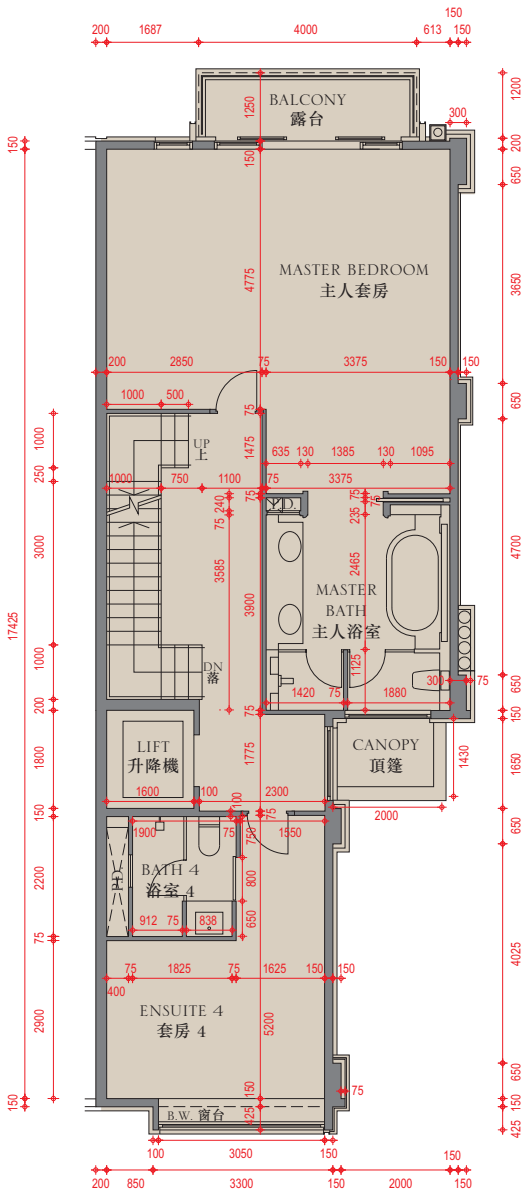

Second floor plan

二樓平面圖

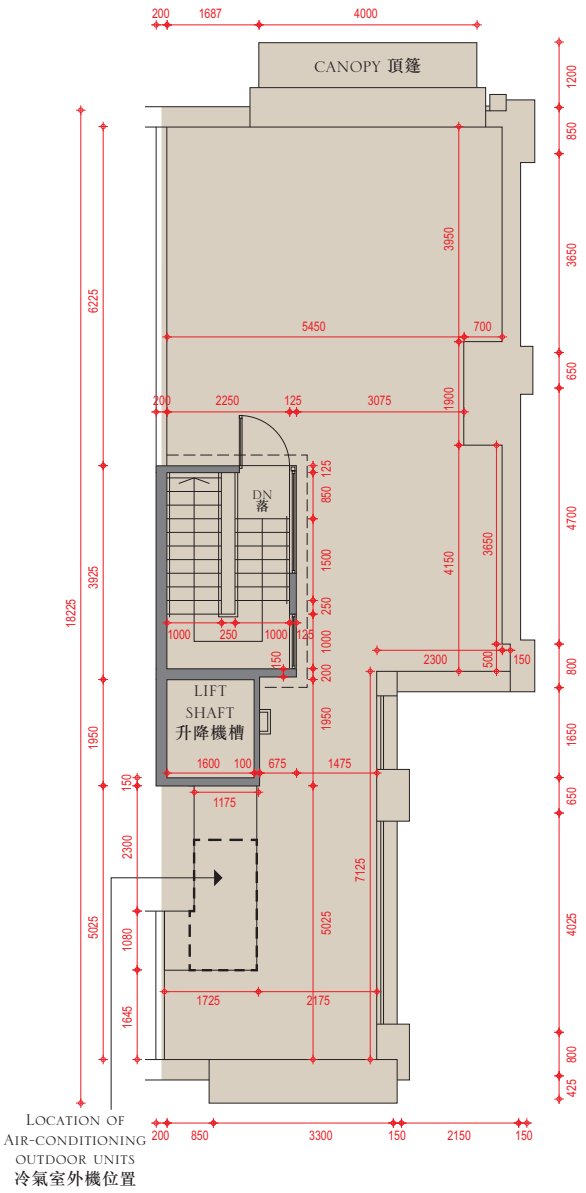

Roof plan

天台平面圖

The internal areas of the residential properties on the upper floors will generally be slightly larger than those on the lower floors because of the reducing thickness of the structural walls on the upper floors.

因住宅物業的較高樓層的結構牆的厚度遞減，較高樓層的內部面積，一般比較低樓層的內部面積稍大。

Remarks :
1. The dimensions in the floor plans are all structural dimensions in millimetre.
2. The air-conditioning outdoor unit(s) for House No. 48 is/are located on the roof of the House.
3. The area of each space inside the carport which is designated under the Land Grant for parking purpose is 12.5 sq.m.

備註：
1. 樓面平面圖之尺規所列數字為以毫米標示之建築結構尺寸。
2. 屋號48的冷氣室外機安裝於此洋房天台上。
3. 批地文件指明車房內每個用作停放車輛地方的面積為12.5平方米。

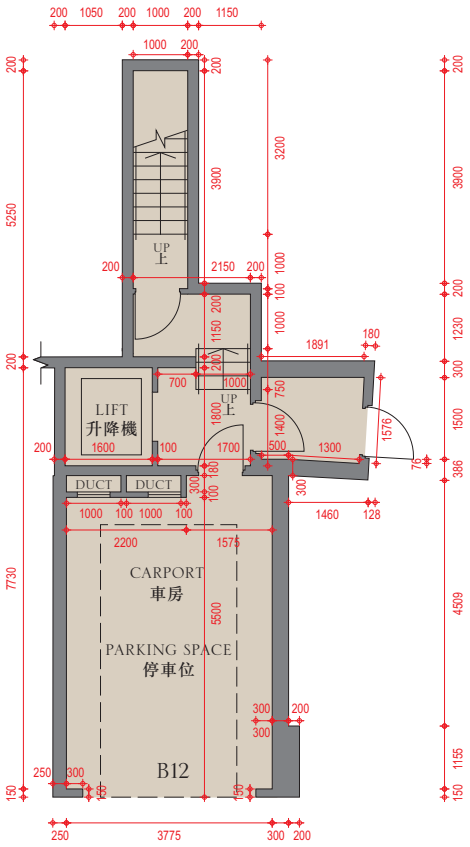

Lower ground floor plan

地下低層平面圖

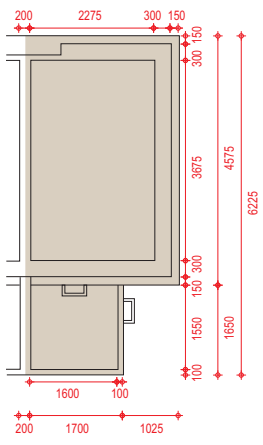

Upper roof plan

上層天台平面圖

Scale:
比例： 0 5 Metres（米）

Floor 樓層	Floor-to-floor height (refers to the height between the top surface of the structural slab of a floor and the top surface of the structural slab of its immediate upper floor) (m) 層與層之間的高度(指該樓層之石屎地台面與上一層石屎地台面之高度距離) (米)	Thickness of the floor slabs (excluding plaster) (mm) 樓板(不包括灰泥)厚度(毫米)
LG/F 地下低層	3.75	150, 175, 200
G/F 地下	4.2	
1/F 一樓	3.5, 3.55	
2/F 二樓	3.5, 3.575	
Roof (Stairhood) 天台(梯屋)	2.8	150

Floor plans of residential properties in the phase of the development
發展項目期數的住宅物業的樓面平面圖

House - House No. 49 together with Car Park No. B11
洋房 - 屋號49連同B11號停車位

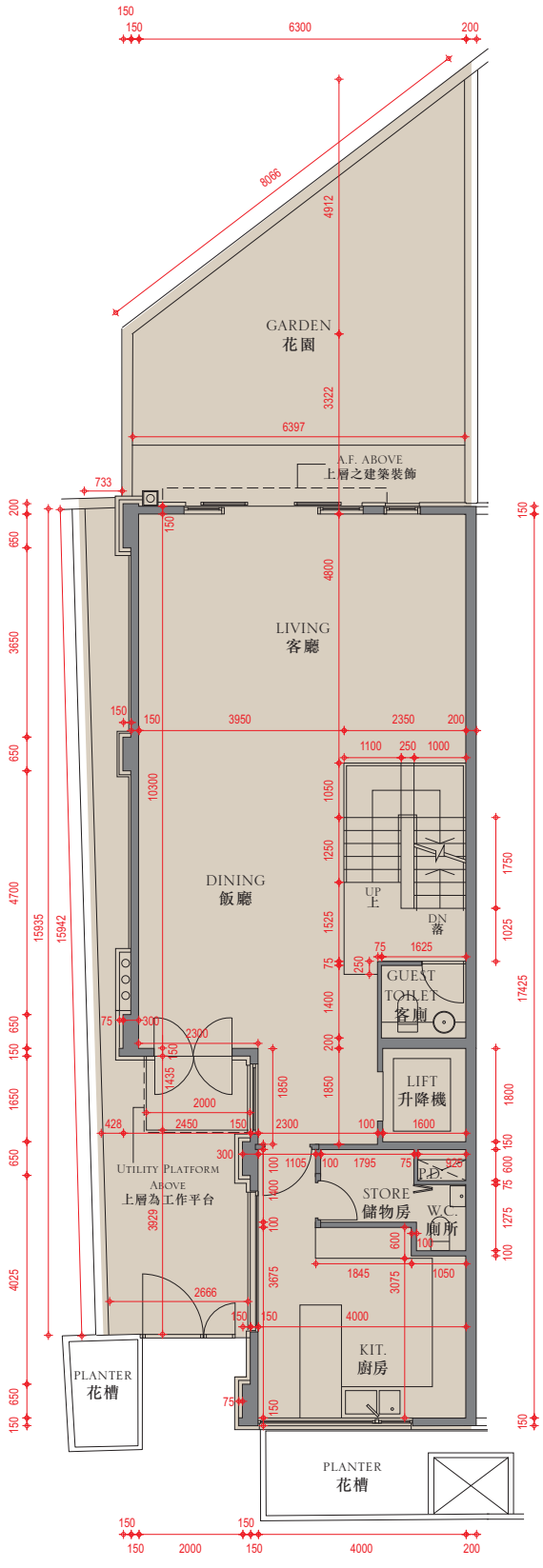

Ground floor plan

地下平面圖

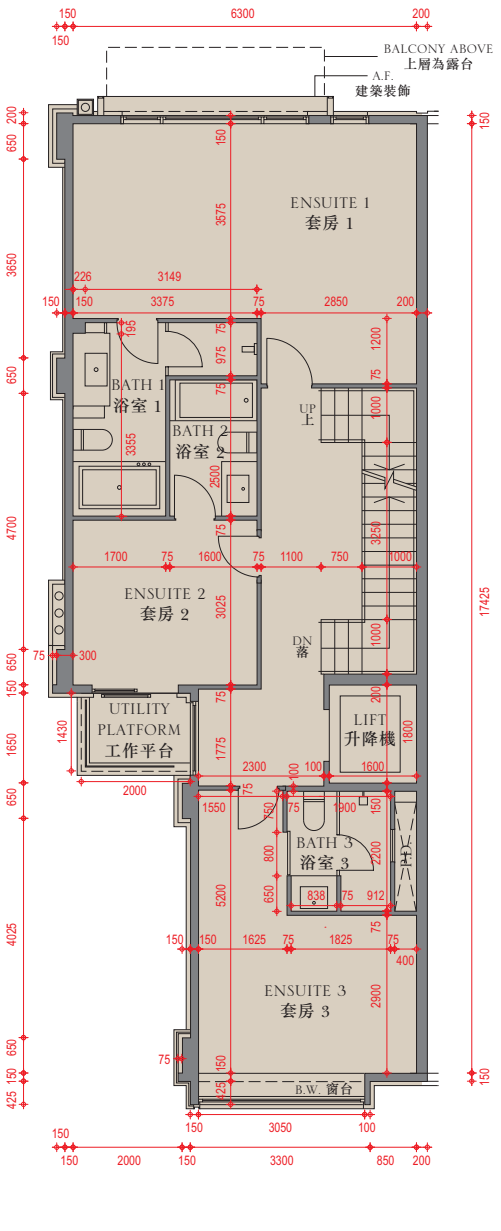

First floor plan

一樓平面圖

Legend 圖例

A.F.	=	Architectural Feature	=	建築裝飾
BATH	=	Bathroom	=	浴室
B.W.	=	Bay Window	=	窗台
DINING	=	Dining Room	=	飯廳
DN	=	Down	=	下
DUCT	=	Duct	=	槽
KIT.	=	Kitchen	=	廚房
LIVING	=	Living Room	=	客廳
MASTER BATH	=	Master Bathroom	=	主人浴室
P.D.	=	Pipe Duct	=	管槽
W.C.	=	Toilet	=	廁所

Scale:
比例： 0 5 Metres（米）

Floor plans of residential properties in the phase of the development
發展項目期數的住宅物業的樓面平面圖

House - House No. 49 together with Car Park No. B11
洋房 - 屋號49連同B11號停車位

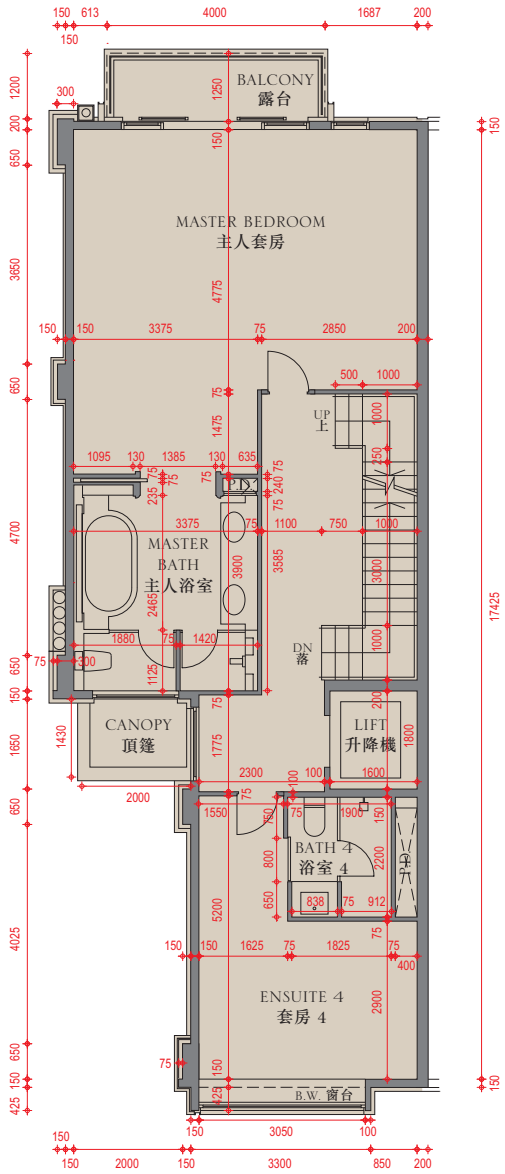

Second floor plan

二樓平面圖

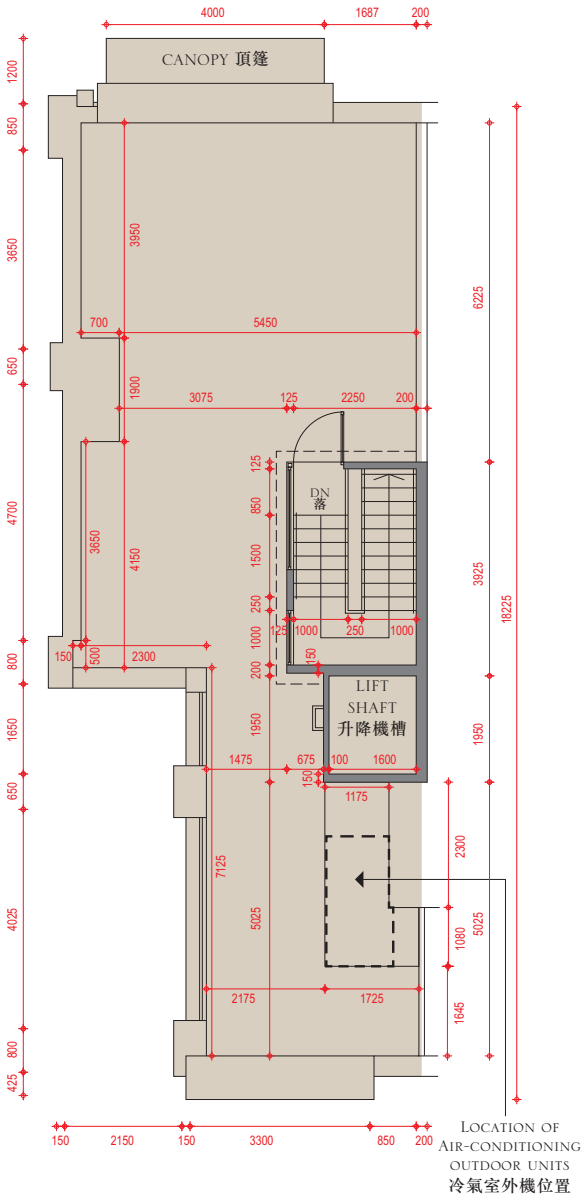

Roof plan

天台平面圖

The internal areas of the residential properties on the upper floors will generally be slightly larger than those on the lower floors because of the reducing thickness of the structural walls on the upper floors.

因住宅物業的較高樓層的結構牆的厚度遞減，較高樓層的內部面積，一般比較低樓層的內部面積稍大。

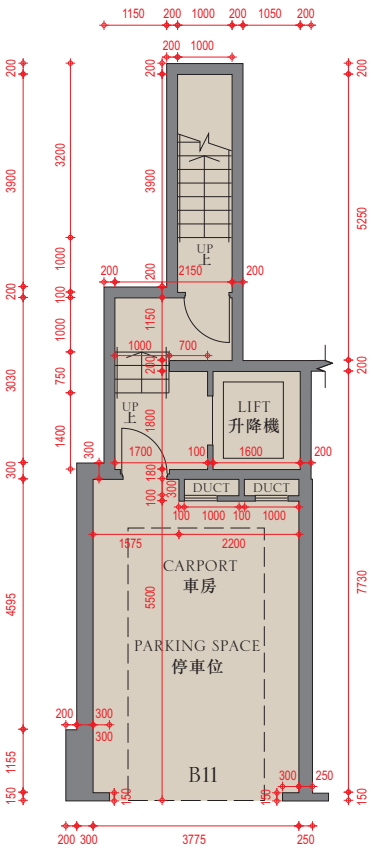

Lower ground floor plan

地下低層平面圖

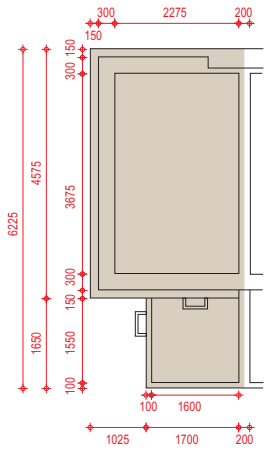

Upper roof plan

上層天台平面圖

Scale:
比例： 0 5 Metres（米）

Remarks :
1. The dimensions in the floor plans are all structural dimensions in millimetre.
2. The air-conditioning outdoor unit(s) for House No. 49 is/are located on the roof of the House.
3. The area of each space inside the carport which is designated under the Land Grant for parking purpose is 12.5 sq.m.

備註：
1. 樓面平面圖之尺規所列數字為以毫米標示之建築結構尺寸。
2. 屋號49的冷氣室外機安裝於此洋房天台上。
3. 批地文件指明車房內每個用作停放車輛地方的面積為12.5平方米。

Floor 樓層	Floor-to-floor height (refers to the height between the top surface of the structural slab of a floor and the top surface of the structural slab of its immediate upper floor) (m) 層與層之間的高度(指該樓層之石屎地台面與上一層石屎地台面之高度距離) (米)	Thickness of the floor slabs (excluding plaster) (mm) 樓板(不包括灰泥)厚度(毫米)
LG/F 地下低層	3.75	150, 175, 200
G/F 地下	4.2	
1/F 一樓	3.5, 3.55	
2/F 二樓	3.5, 3.575	
Roof (Stairhood) 天台(梯屋)	2.8	150

Floor plans of residential properties in the phase of the development
發展項目期數的住宅物業的樓面平面圖

House - House No. 50 together with Car Park No. B10
洋房 - 屋號50連同B10號停車位

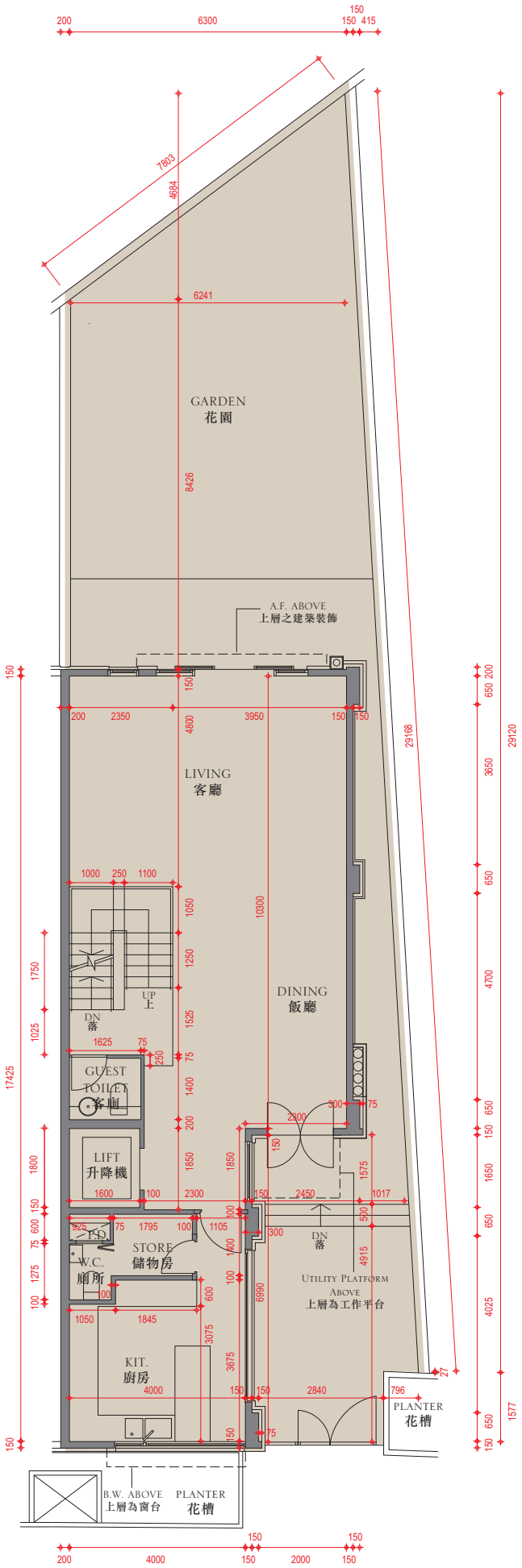

Ground floor plan

地下平面圖

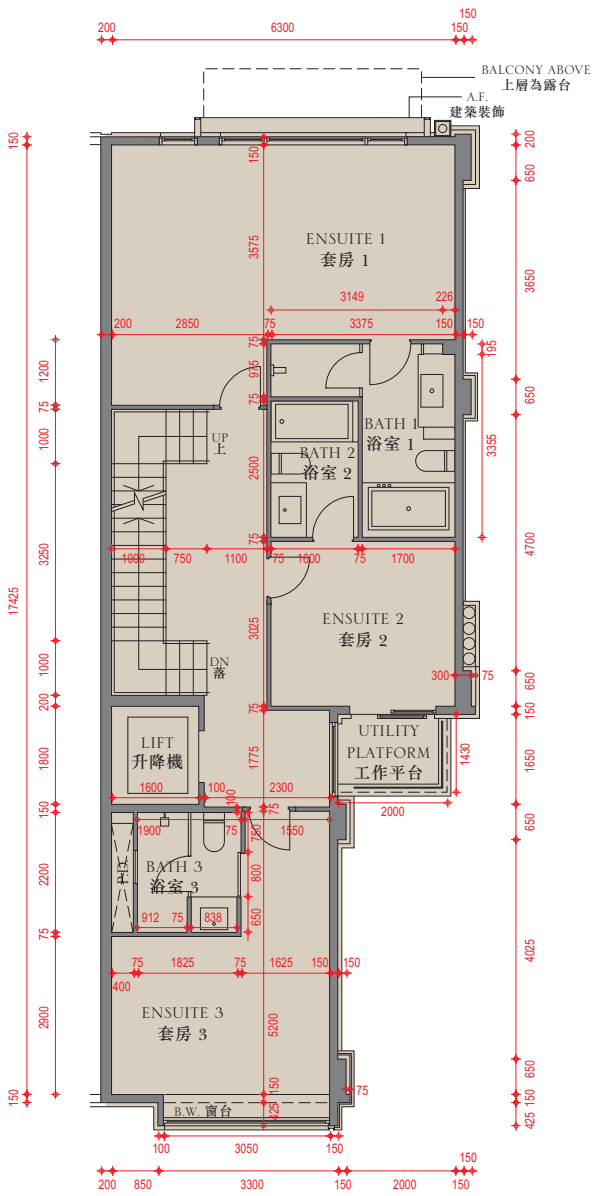

First floor plan

一樓平面圖

Legend 圖例

A.F.	=	Architectural Feature	=	建築裝飾
BATH	=	Bathroom	=	浴室
B.W.	=	Bay Window	=	窗台
DINING	=	Dining Room	=	飯廳
DN	=	Down	=	下
DUCT	=	Duct	=	槽
KIT.	=	Kitchen	=	廚房
LIVING	=	Living Room	=	客廳
MASTER BATH	=	Master Bathroom	=	主人浴室
P.D.	=	Pipe Duct	=	管槽
W.C.	=	Toilet	=	廁所

Scale:
比例： 0 5 Metres（米）

Floor plans of residential properties in the phase of the development
發展項目期數的住宅物業的樓面平面圖

House - House No. 50 together with Car Park No. B10
洋房 - 屋號50連同B10號停車位

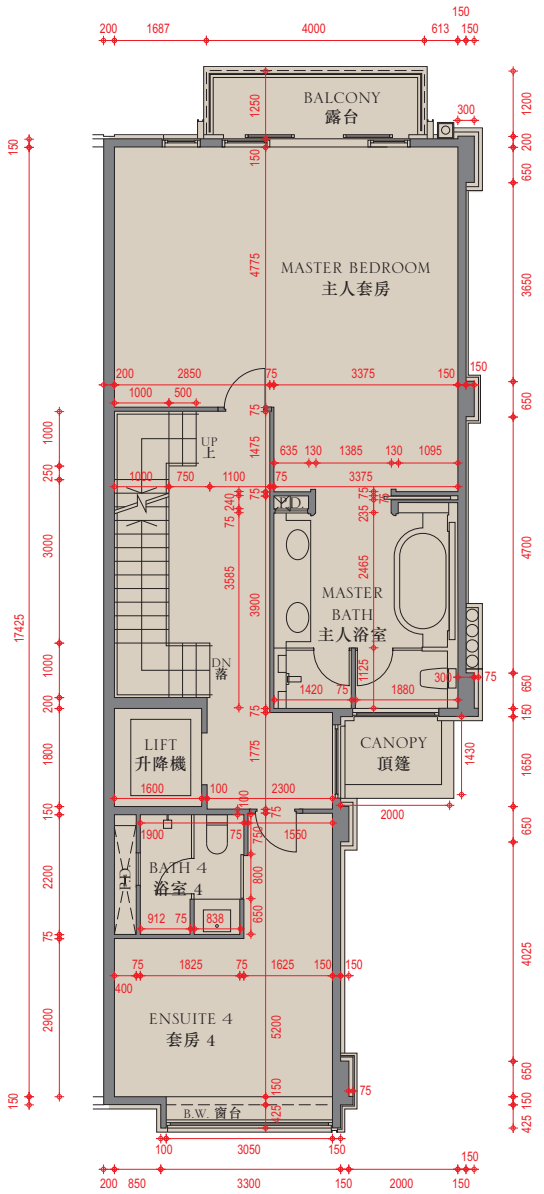

Second floor plan

二樓平面圖

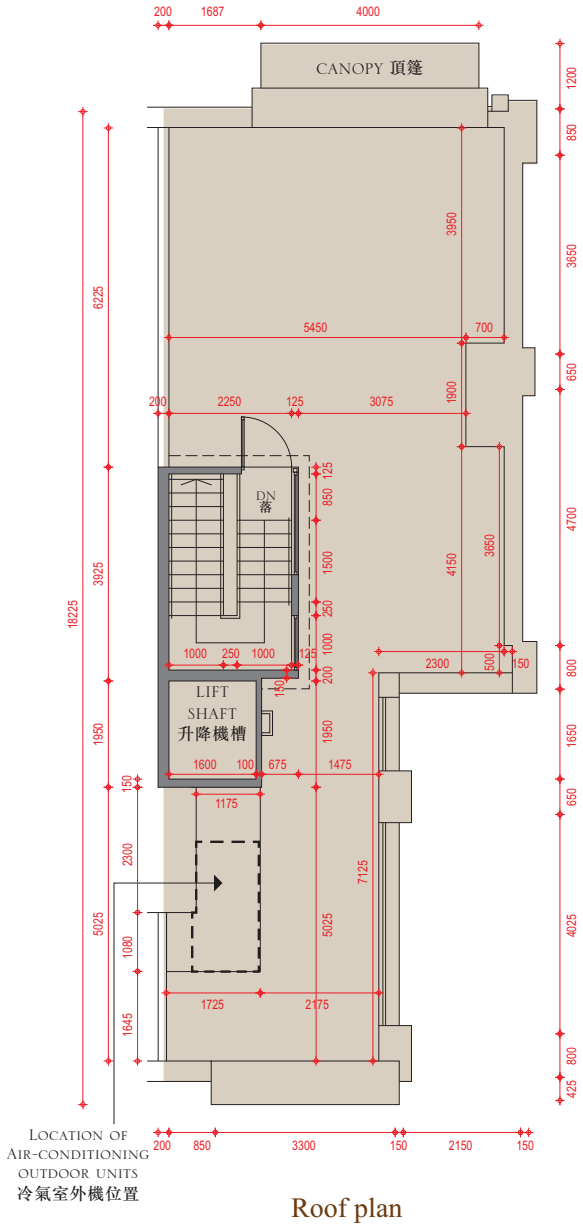

Roof plan

天台平面圖

The internal areas of the residential properties on the upper floors will generally be slightly larger than those on the lower floors because of the reducing thickness of the structural walls on the upper floors.

因住宅物業的較高樓層的結構牆的厚度遞減，較高樓層的內部面積，一般比較低樓層的內部面積稍大。

Remarks :

1. The dimensions in the floor plans are all structural dimensions in millimetre.
2. The air-conditioning outdoor unit(s) for House No. 50 is/are located on the roof of the House.
3. The area of each space inside the carport which is designated under the Land Grant for parking purpose is 12.5 sq.m.

備註：

1. 樓面平面圖之尺規所列數字為以毫米標示之建築結構尺寸。
2. 屋號50的冷氣室外機安裝於此洋房天台上。
3. 批地文件指明車房內每個用作停放車輛地方的面積為12.5平方米。

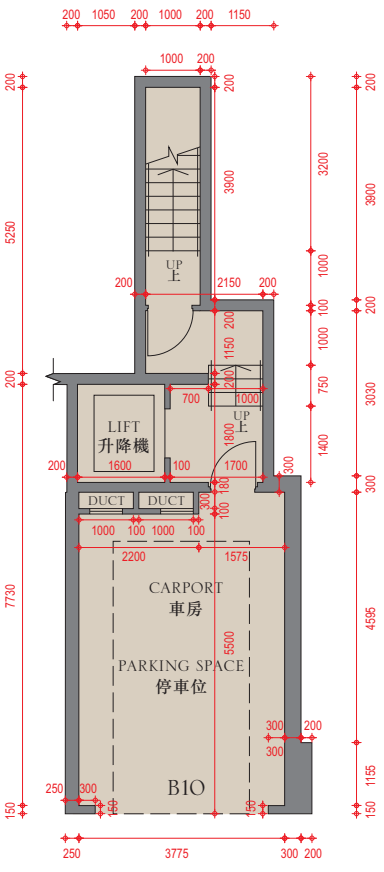

Lower ground floor plan

地下低層平面圖

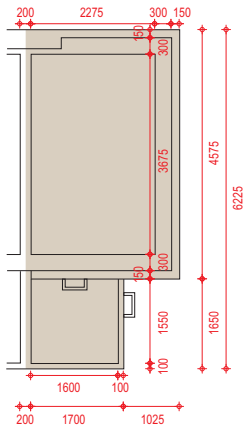

Upper roof plan

上層天台平面圖

Scale:
比例： 0 5 Metres（米）

Floor 樓層	Floor-to-floor height (refers to the height between the top surface of the structural slab of a floor and the top surface of the structural slab of its immediate upper floor) (m) 層與層之間的高度 (指該樓層之石屎地台面與上一層石屎地台面之高度距離) (米)	Thickness of the floor slabs (excluding plaster) (mm) 樓板 (不包括灰泥) 厚度(毫米)
LG/F 地下低層	3.75	150, 175, 200
G/F 地下	4.2	
1/F 一樓	3.5, 3.55	
2/F 二樓	3.5, 3.575	
Roof (Stairhood) 天台(梯屋)	2.8	150

Floor plans of residential properties in the phase of the development
發展項目期數的住宅物業的樓面平面圖

House - House No. 51 together with Car Park No. B09
洋房 - 屋號51連同B09號停車位

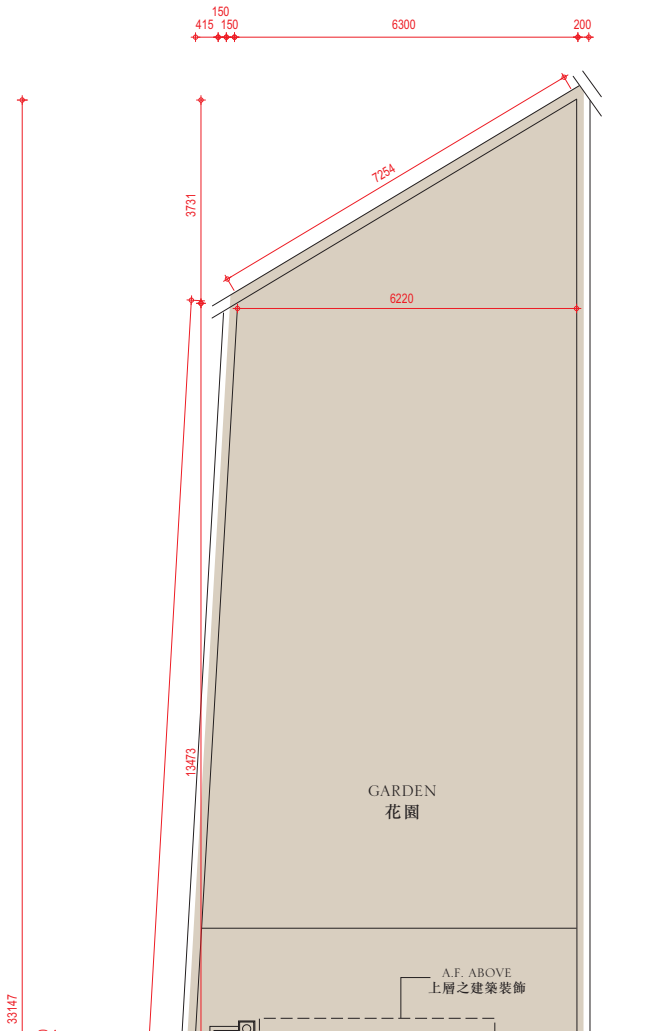

Ground floor plan

地下平面圖

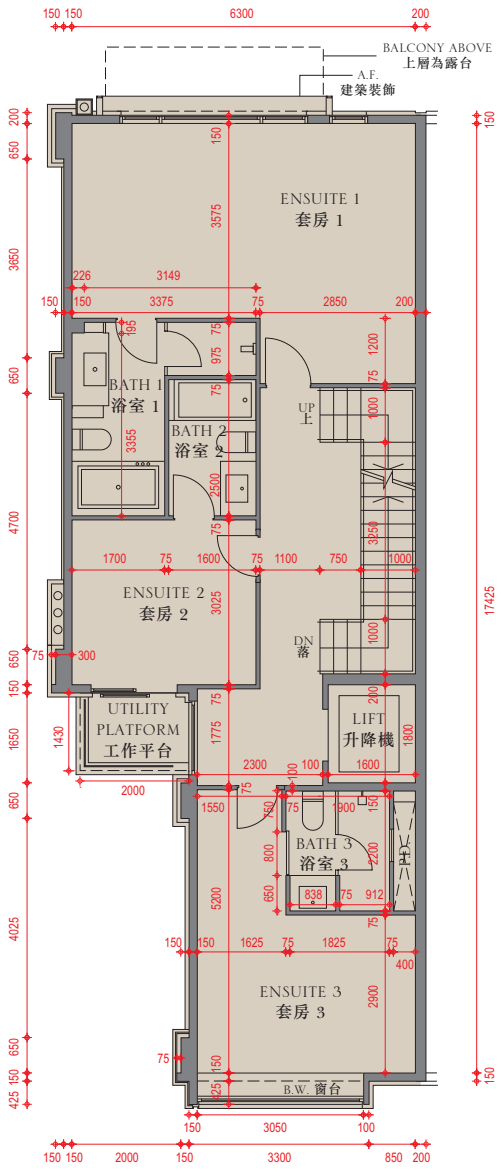

First floor plan

一樓平面圖

Legend 圖例

A.F.	=	Architectural Feature	=	建築裝飾
BATH	=	Bathroom	=	浴室
B.W.	=	Bay Window	=	窗台
DINING	=	Dining Room	=	飯廳
DN	=	Down	=	下
DUCT	=	Duct	=	槽
KIT.	=	Kitchen	=	廚房
LIVING	=	Living Room	=	客廳
MASTER BATH	=	Master Bathroom	=	主人浴室
P.D.	=	Pipe Duct	=	管槽
W.C.	=	Toilet	=	廁所

Scale:
比例： 0 5 Metres（米）

Floor plans of residential properties in the phase of the development
發展項目期數的住宅物業的樓面平面圖

House - House No. 51 together with Car Park No. B09
洋房 - 屋號51連同B09號停車位

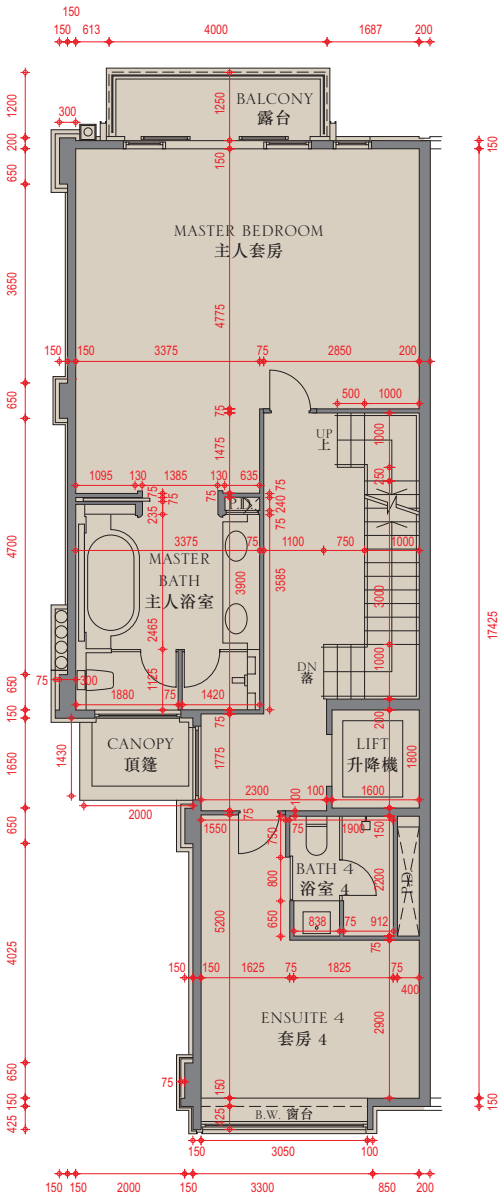

Second floor plan

二樓平面圖

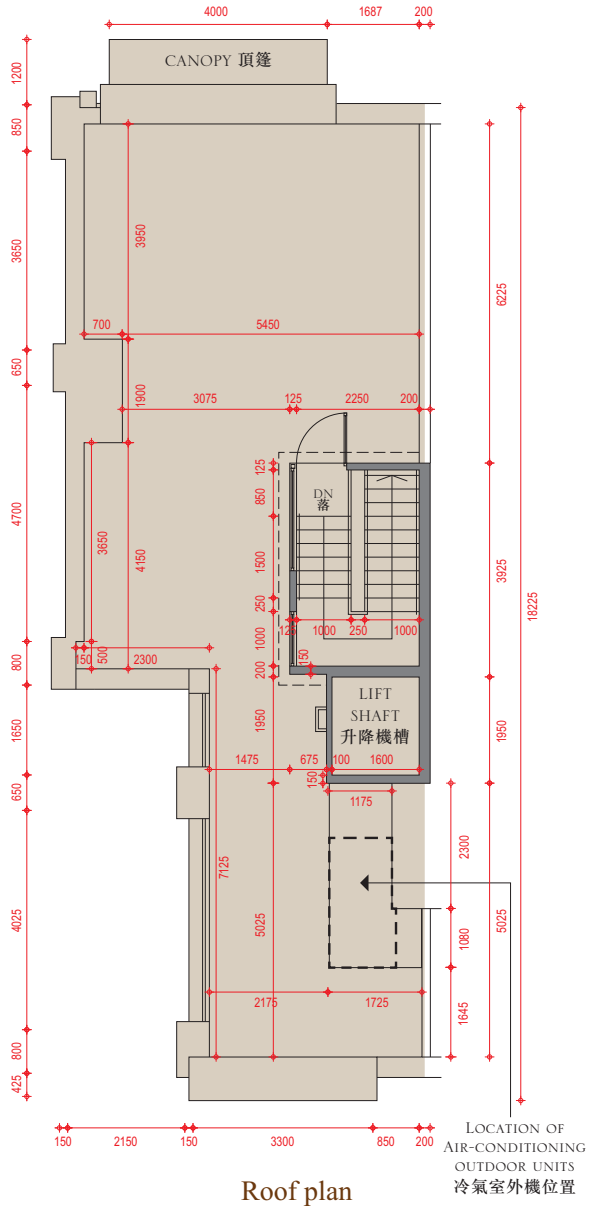

Roof plan

天台平面圖

The internal areas of the residential properties on the upper floors will generally be slightly larger than those on the lower floors because of the reducing thickness of the structural walls on the upper floors.

因住宅物業的較高樓層的結構牆的厚度遞減，較高樓層的內部面積，一般比較低樓層的內部面積稍大。

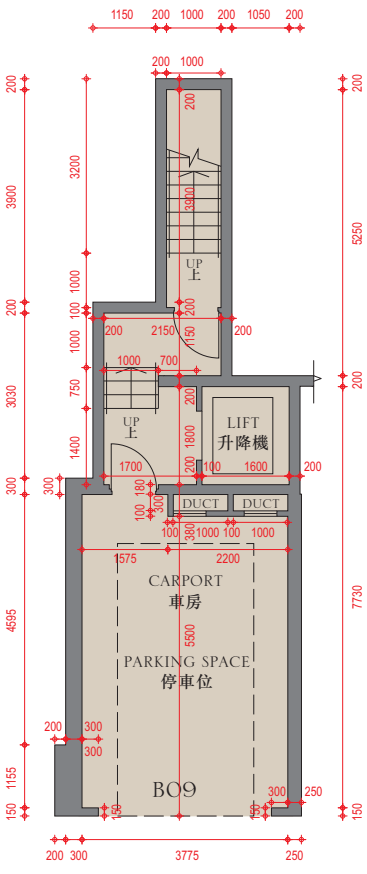

Lower ground floor plan

地下低層平面圖

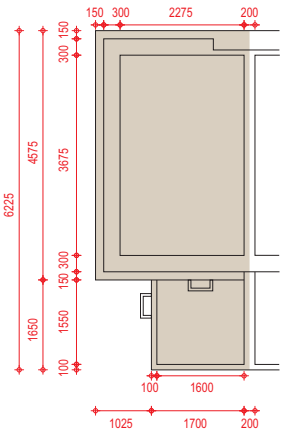

Upper roof plan

上層天台平面圖

Remarks :
1. The dimensions in the floor plans are all structural dimensions in millimetre.
2. The air-conditioning outdoor unit(s) for House No. 51 is/are located on the roof of the House.
3. The area of each space inside the carport which is designated under the Land Grant for parking purpose is 12.5 sq.m.

備註：
1. 樓面平面圖之尺規所列數字為以毫米標示之建築結構尺寸。
2. 屋號51的冷氣室外機安裝於此洋房天台上。
3. 批地文件指明車房內每個用作停放車輛地方的面積為12.5平方米。

Floor 樓層	Floor-to-floor height (refers to the height between the top surface of the structural slab of a floor and the top surface of the structural slab of its immediate upper floor) (m) 層與層之間的高度(指該樓層之石屎地台面與上一層石屎地台面之高度距離) (米)	Thickness of the floor slabs (excluding plaster) (mm) 樓板(不包括灰泥)厚度(毫米)
LG/F 地下低層	3.75	150, 175, 200
G/F 地下	4.2	
1/F 一樓	3.5, 3.55	
2/F 二樓	3.5, 3.575	
Roof (Stairhood) 天台(梯屋)	2.8	150

Scale:
比例： 0 5 Metres （米）

Floor plans of residential properties in the phase of the development
發展項目期數的住宅物業的樓面平面圖

House - House No. 52 together with Car Park No. B08
洋房 - 屋號52連同B08號停車位

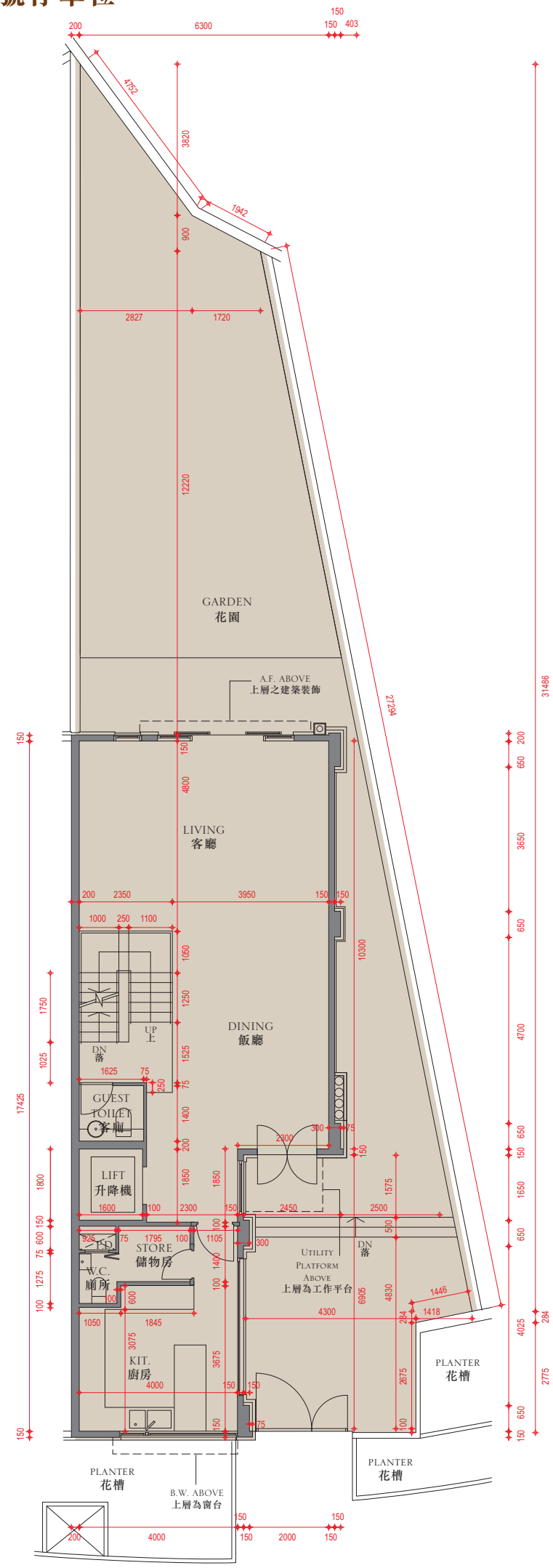

Ground floor plan
地下平面圖

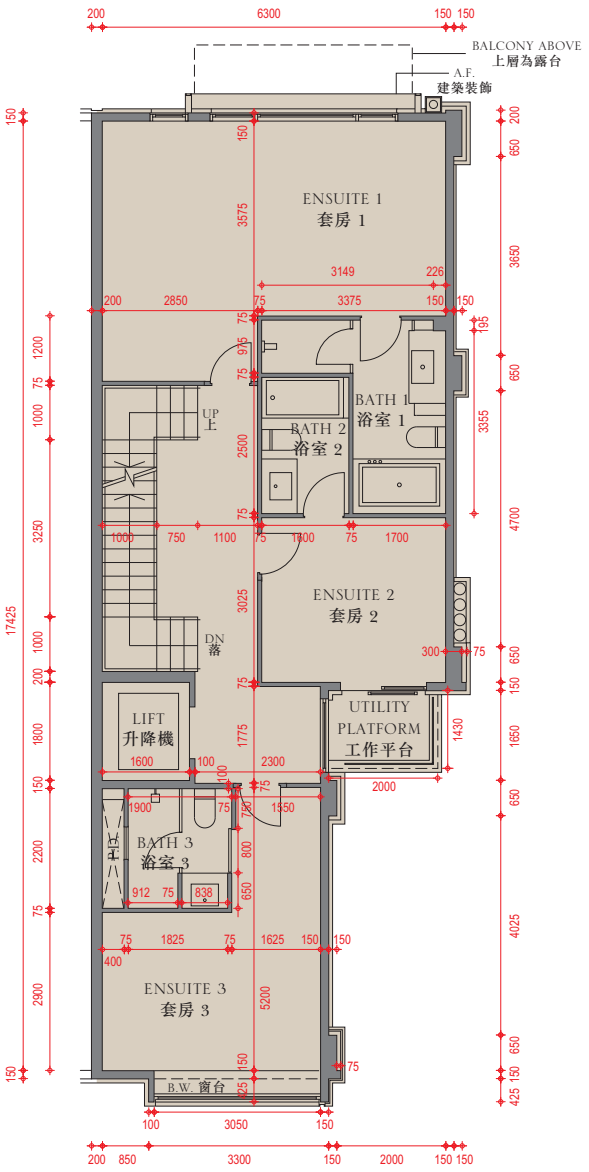

First floor plan
一樓平面圖

Legend 圖例

A.F.	=	Architectural Feature	=	建築裝飾
BATH	=	Bathroom	=	浴室
B.W.	=	Bay Window	=	窗台
DINING	=	Dining Room	=	飯廳
DN	=	Down	=	下
DUCT	=	Duct	=	槽
KIT.	=	Kitchen	=	廚房
LIVING	=	Living Room	=	客廳
MASTER BATH	=	Master Bathroom	=	主人浴室
P.D.	=	Pipe Duct	=	管槽
W.C.	=	Toilet	=	廁所

Scale:
比例： 0 5 Metres（米）

Floor plans of residential properties in the phase of the development
發展項目期數的住宅物業的樓面平面圖

House - House No. 52 together with Car Park No. B08
洋房 - 屋號52連同B08號停車位

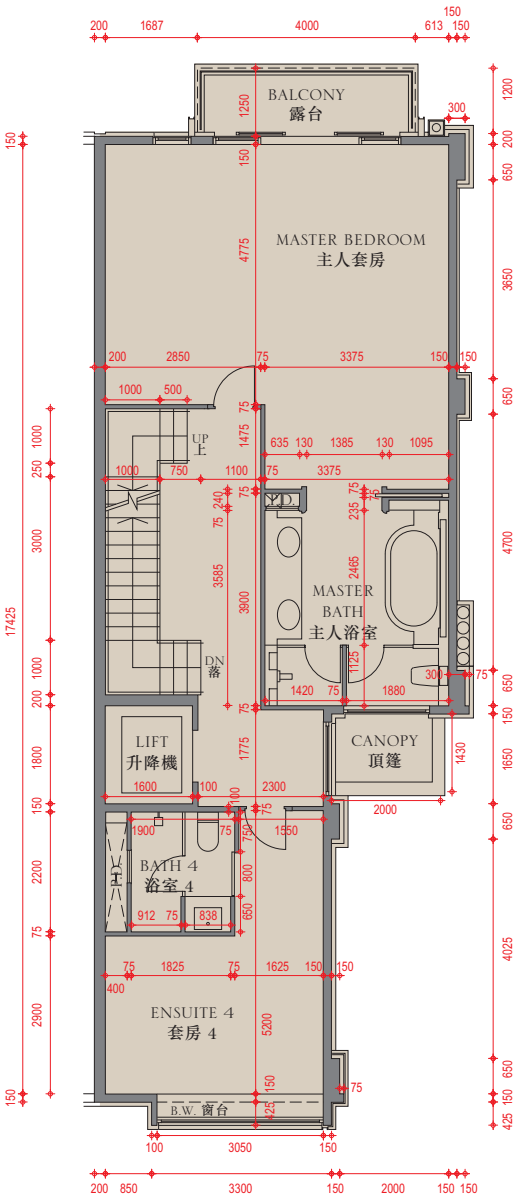

Second floor plan

二樓平面圖

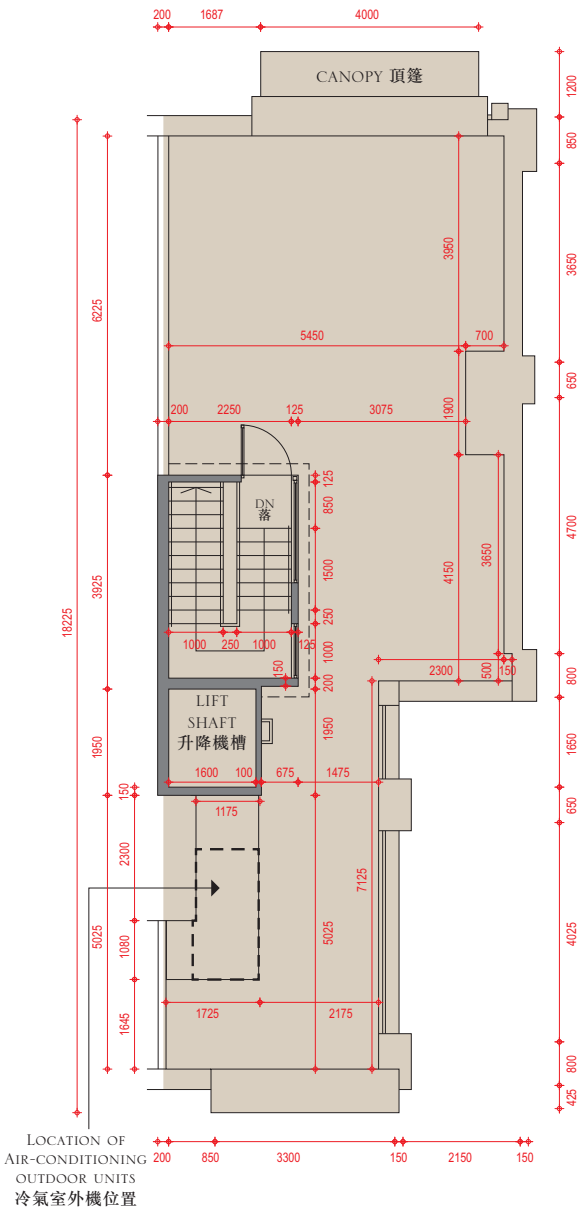

Roof plan

天台平面圖

The internal areas of the residential properties on the upper floors will generally be slightly larger than those on the lower floors because of the reducing thickness of the structural walls on the upper floors.

因住宅物業的較高樓層的結構牆的厚度遞減，較高樓層的內部面積，一般比較低樓層的內部面積稍大。

Remarks :
1. The dimensions in the floor plans are all structural dimensions in millimetre.
2. The air-conditioning outdoor unit(s) for House No. 52 is/are located on the roof of the House.
3. The area of each space inside the carport which is designated under the Land Grant for parking purpose is 12.5 sq.m.

備註：
1. 樓面平面圖之尺規所列數字為以毫米標示之建築結構尺寸。
2. 屋號52的冷氣室外機安裝於此洋房天台上。
3. 批地文件指明車房內每個用作停放車輛地方的面積為12.5平方米。

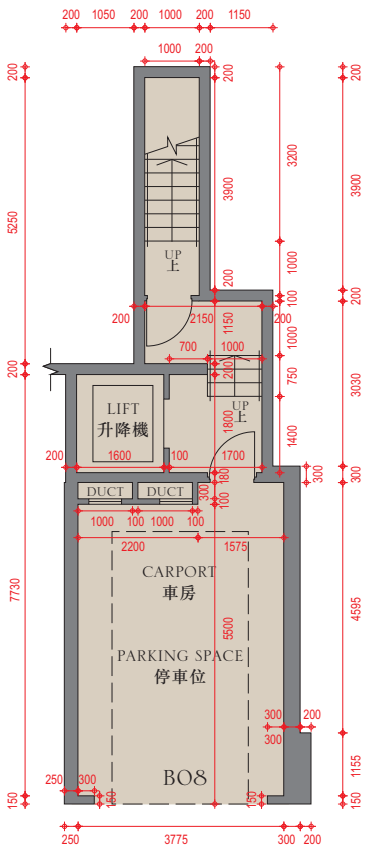

Lower ground floor plan

地下低層平面圖

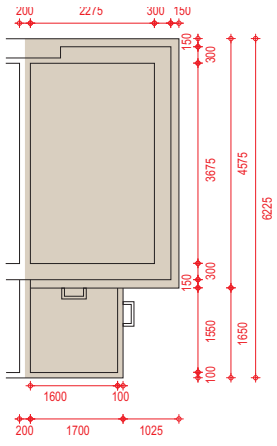

Upper roof plan

上層天台平面圖

Scale:
比例： 0 5 Metres（米）

Floor 樓層	Floor-to-floor height (refers to the height between the top surface of the structural slab of a floor and the top surface of the structural slab of its immediate upper floor) (m) 層與層之間的高度(指該樓層之石屎地台面與上一層石屎地台面之高度距離) (米)	Thickness of the floor slabs (excluding plaster) (mm) 樓板(不包括灰泥)厚度(毫米)
LG/F 地下低層	3.75	150, 175, 200
G/F 地下	4.2	
1/F 一樓	3.5, 3.55	
2/F 二樓	3.5, 3.575	
Roof (Stairhood) 天台(梯屋)	2.8	150

Floor plans of residential properties in the phase of the development
發展項目期數的住宅物業的樓面平面圖

House - House No. 53 together with Car Park No. B06
洋房 - 屋號53連同B06號停車位

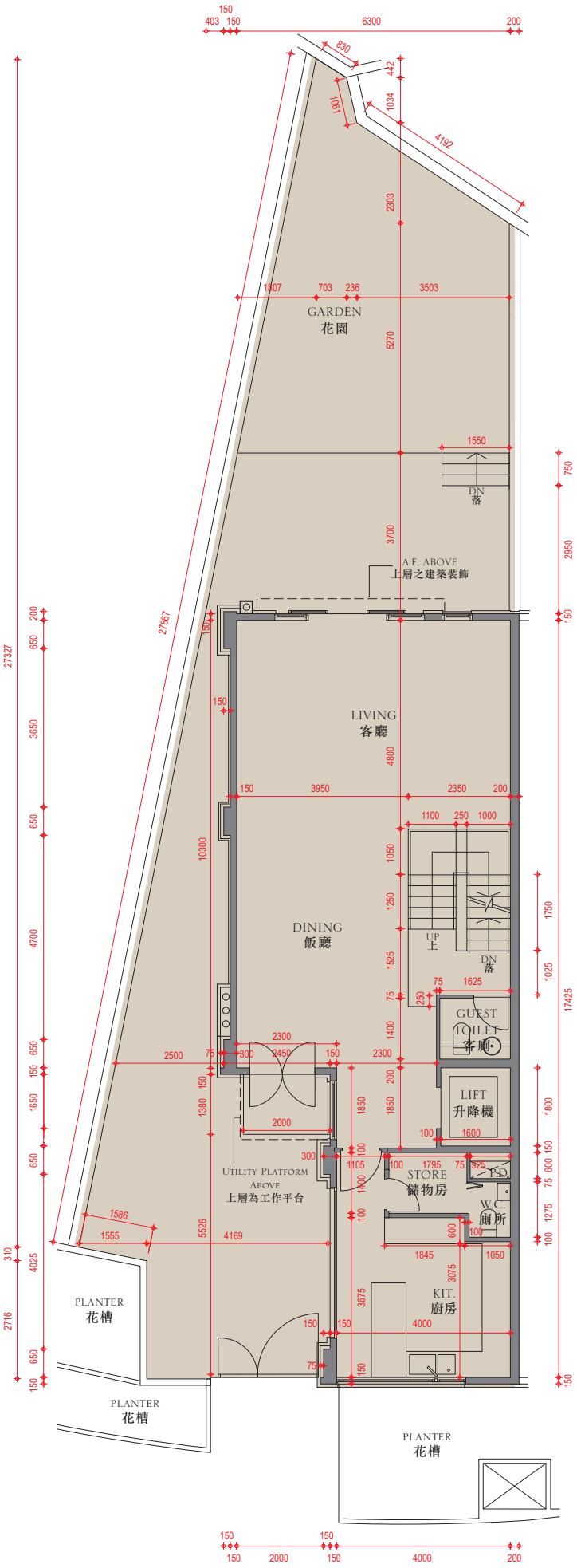

Ground floor plan

地下平面圖

First floor plan

一樓平面圖

Legend 圖例

A.F.	=	Architectural Feature	=	建築裝飾
BATH	=	Bathroom	=	浴室
B.W.	=	Bay Window	=	窗台
DINING	=	Dining Room	=	飯廳
DN	=	Down	=	下
DUCT	=	Duct	=	槽
KIT.	=	Kitchen	=	廚房
LIVING	=	Living Room	=	客廳
MASTER BATH	=	Master Bathroom	=	主人浴室
P.D.	=	Pipe Duct	=	管槽
W.C.	=	Toilet	=	廁所

Scale:
比例： 0 5 Metres（米）

Floor plans of residential properties in the phase of the development
發展項目期數的住宅物業的樓面平面圖

House - House No. 53 together with Car Park No. B06
洋房 - 屋號53連同B06號停車位

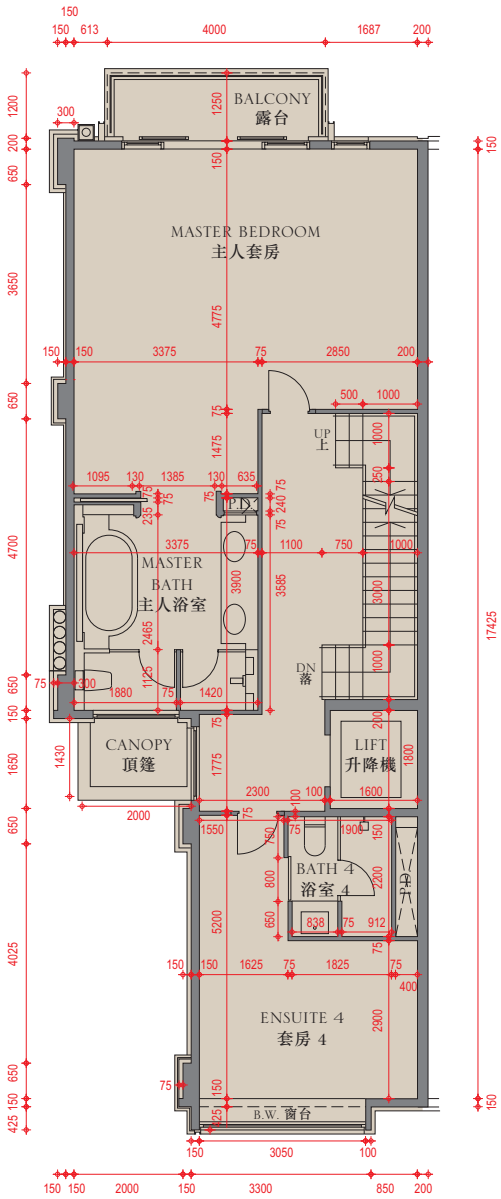

Second floor plan

二樓平面圖

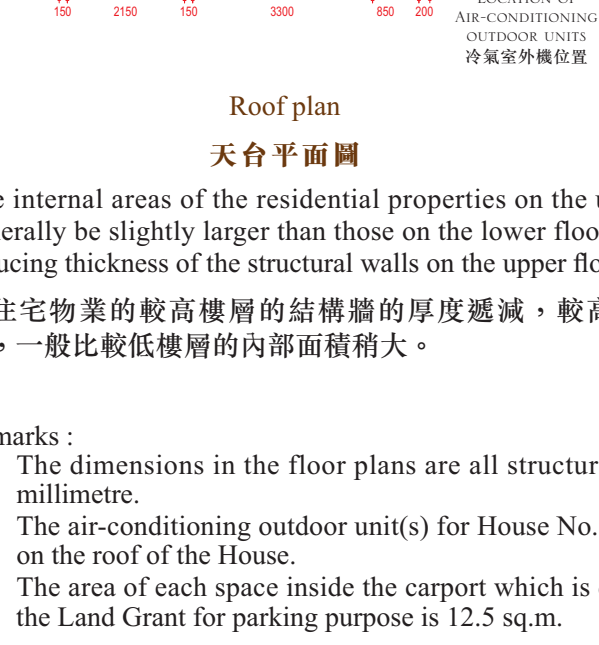

Roof plan

天台平面圖

The internal areas of the residential properties on the upper floors will generally be slightly larger than those on the lower floors because of the reducing thickness of the structural walls on the upper floors.

因住宅物業的較高樓層的結構牆的厚度遞減，較高樓層的內部面積，一般比較低樓層的內部面積稍大。

Remarks :
1. The dimensions in the floor plans are all structural dimensions in millimetre.
2. The air-conditioning outdoor unit(s) for House No. 53 is/are located on the roof of the House.
3. The area of each space inside the carport which is designated under the Land Grant for parking purpose is 12.5 sq.m.

備註：
1. 樓面平面圖之尺規所列數字為以毫米標示之建築結構尺寸。
2. 屋號53的冷氣室外機安裝於此洋房天台上。
3. 批地文件指明車房內每個用作停放車輛地方的面積為12.5平方米。

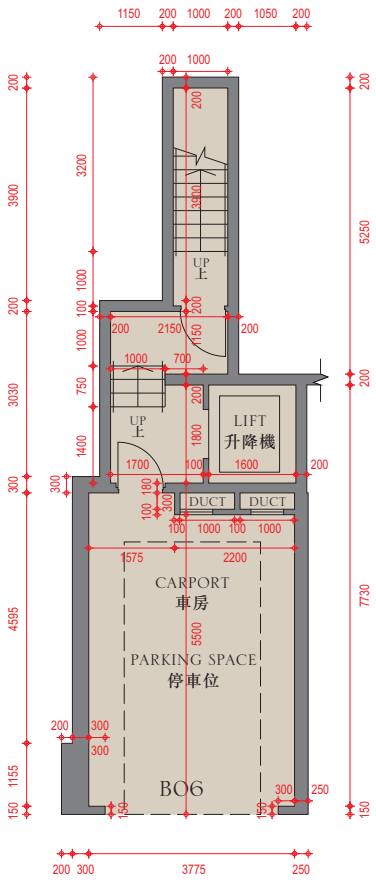

Lower ground floor plan

地下低層平面圖

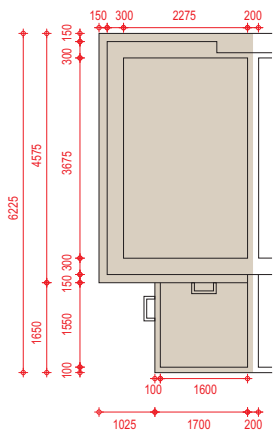

Upper roof plan

上層天台平面圖

Scale:
比例： 0 5 Metres（米）

Floor 樓層	Floor-to-floor height (refers to the height between the top surface of the structural slab of a floor and the top surface of the structural slab of its immediate upper floor) (m) 層與層之間的高度(指該樓層之石屎地台面與上一層石屎地台面之高度距離) (米)	Thickness of the floor slabs (excluding plaster) (mm) 樓板(不包括灰泥)厚度(毫米)
LG/F 地下低層	3.75	150, 175, 200
G/F 地下	4.2	
1/F 一樓	3.5, 3.55	
2/F 二樓	3.5, 3.575	
Roof (Stairhood) 天台(梯屋)	2.8	150

Floor plans of residential properties in the phase of the development
發展項目期數的住宅物業的樓面平面圖

House - House No. 55 together with Car Park No. B05
洋房 - 屋號55連同B05號停車位

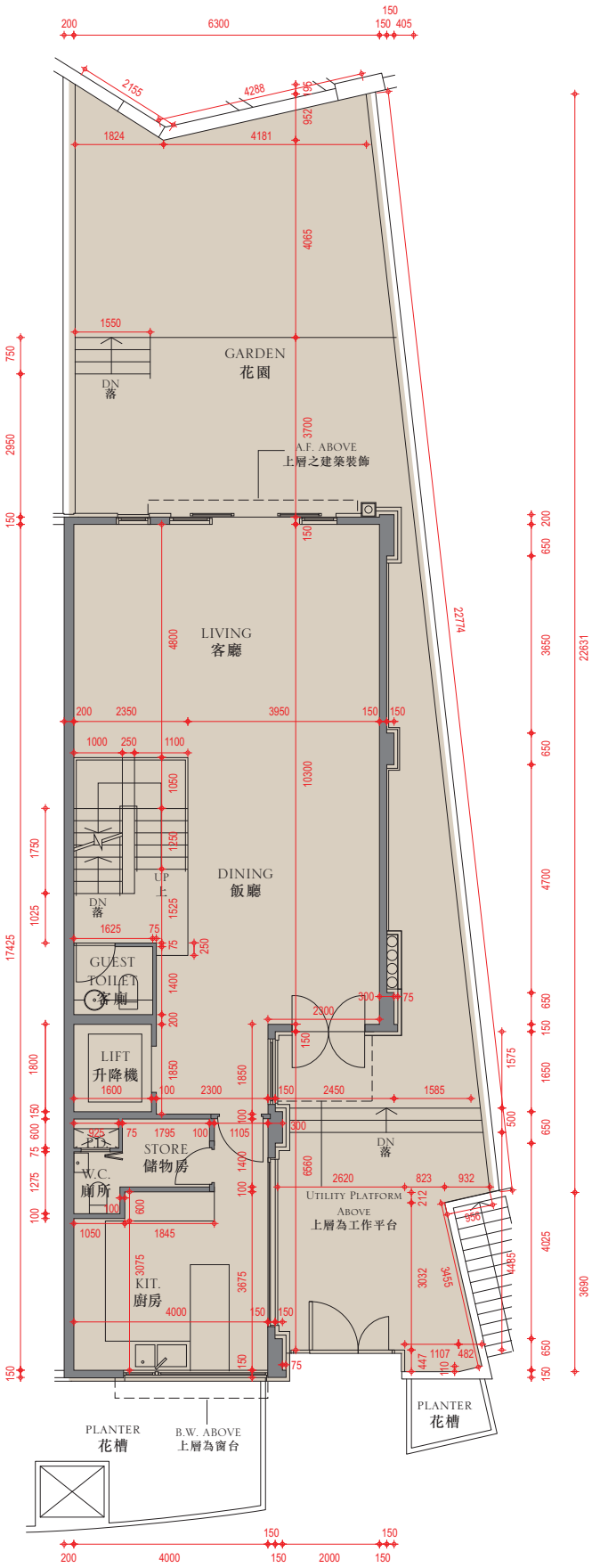

Ground floor plan

地下平面圖

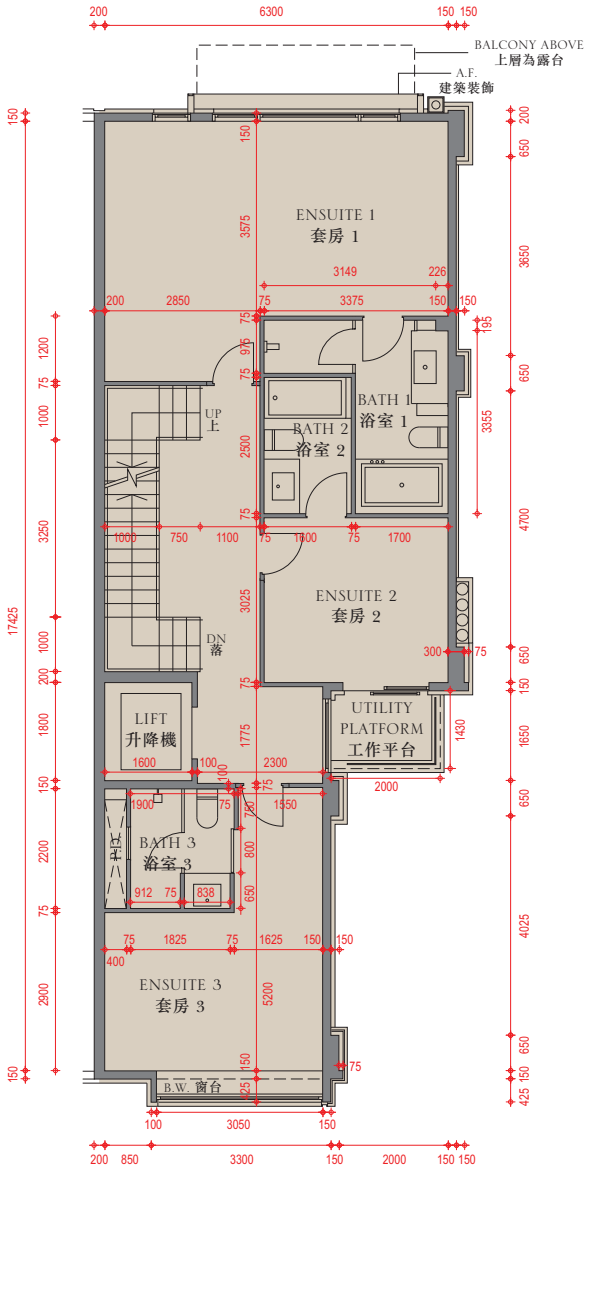

First floor plan

一樓平面圖

Legend 圖例

A.F.	=	Architectural Feature	=	建築裝飾
BATH	=	Bathroom	=	浴室
B.W.	=	Bay Window	=	窗台
DINING	=	Dining Room	=	飯廳
DN	=	Down	=	下
DUCT	=	Duct	=	槽
KIT.	=	Kitchen	=	廚房
LIVING	=	Living Room	=	客廳
MASTER BATH	=	Master Bathroom	=	主人浴室
P.D.	=	Pipe Duct	=	管槽
W.C.	=	Toilet	=	廁所

Scale:
比例： 0 5 Metres（米）

Floor plans of residential properties in the phase of the development
發展項目期數的住宅物業的樓面平面圖

House - House No. 55 together with Car Park No. B05
洋房 - 屋號55連同B05號停車位

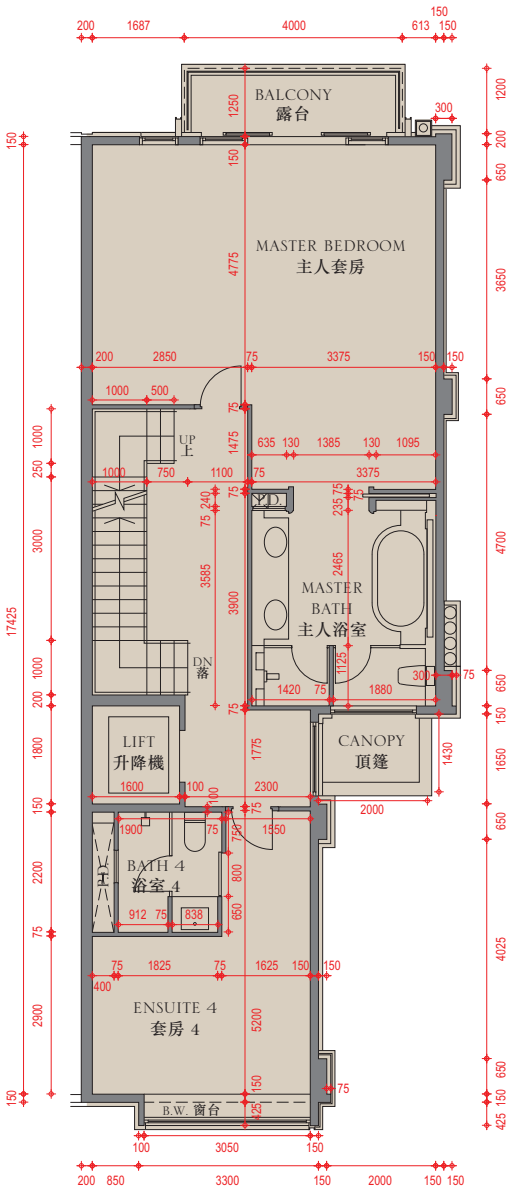

Second floor plan

二樓平面圖

Roof plan

天台平面圖

The internal areas of the residential properties on the upper floors will generally be slightly larger than those on the lower floors because of the reducing thickness of the structural walls on the upper floors.

因住宅物業的較高樓層的結構牆的厚度遞減，較高樓層的內部面積，一般比較低樓層的內部面積稍大。

Remarks :
1. The dimensions in the floor plans are all structural dimensions in millimetre.
2. The air-conditioning outdoor unit(s) for House No. 55 is/are located on the roof of the House.
3. The area of each space inside the carport which is designated under the Land Grant for parking purpose is 12.5 sq.m.

備註：
1. 樓面平面圖之尺規所列數字為以毫米標示之建築結構尺寸。
2. 屋號55的冷氣室外機安裝於此洋房天台上。
3. 批地文件指明車房內每個用作停放車輛地方的面積為12.5平方米。

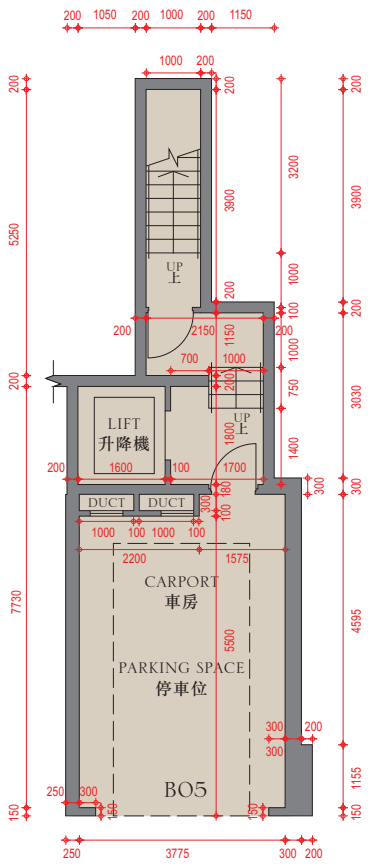

Lower ground floor plan

地下低層平面圖

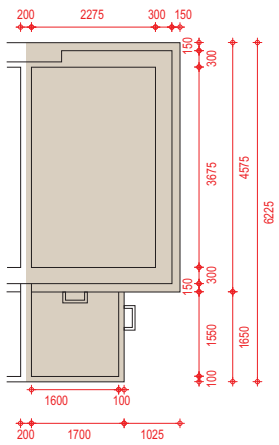

Upper roof plan

上層天台平面圖

Scale: 0 5 Metres （米）
比例：

Floor 樓層	Floor-to-floor height (refers to the height between the top surface of the structural slab of a floor and the top surface of the structural slab of its immediate upper floor) (m) 層與層之間的高度 (指該樓層之石屎地台面與上一層石屎地台面之高度距離) (米)	Thickness of the floor slabs (excluding plaster) (mm) 樓板 (不包括灰泥) 厚度(毫米)
LG/F 地下低層	3.75	150, 175, 200
G/F 地下	4.2	
1/F 一樓	3.5, 3.55	
2/F 二樓	3.5, 3.575	
Roof (Stairhood) 天台(梯屋)	2.8	150

Floor plans of residential properties in the phase of the development
發展項目期數的住宅物業的樓面平面圖

House - House No. 56 together with Car Park No. B02
洋房 - 屋號56連同B02號停車位

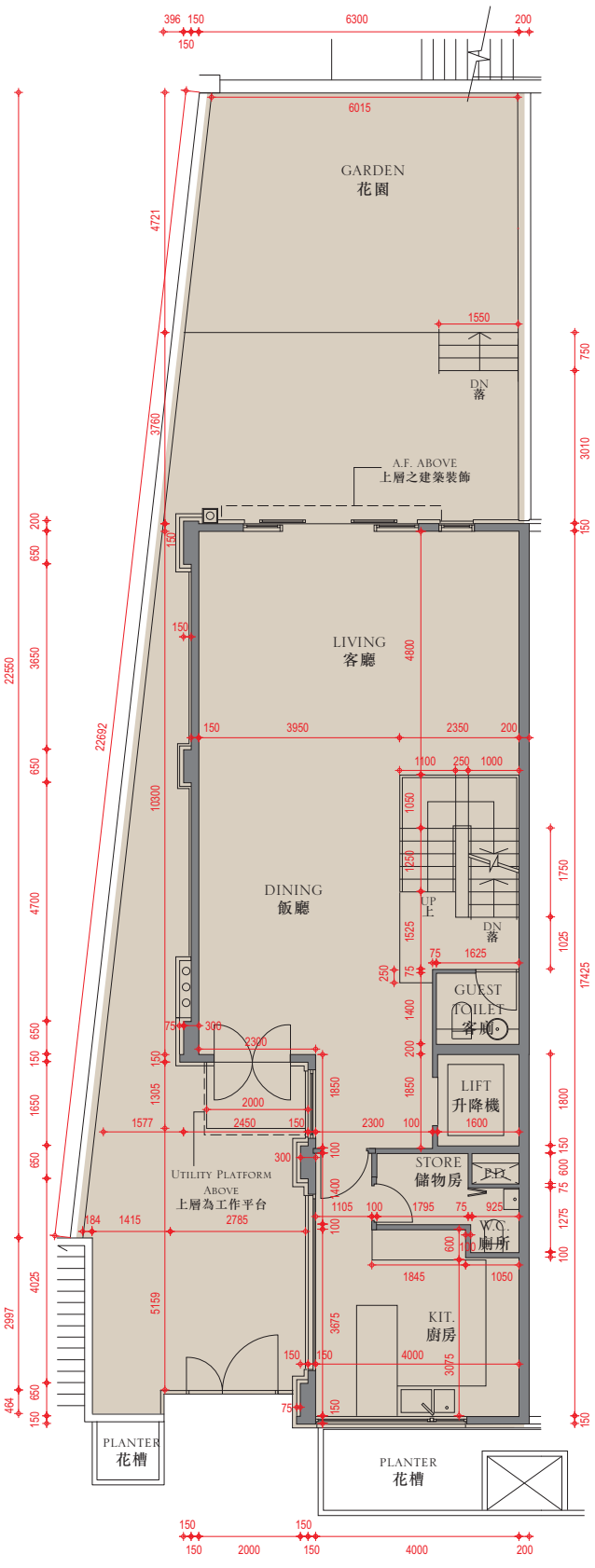

Ground floor plan

地下平面圖

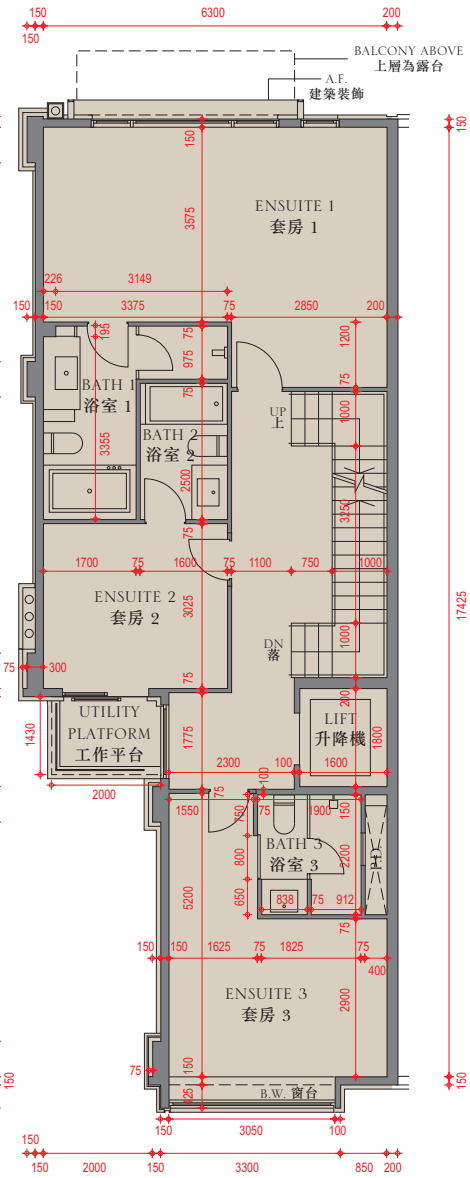

First floor plan

一樓平面圖

Legend 圖例

A.F.	=	Architectural Feature	=	建築裝飾
BATH	=	Bathroom	=	浴室
B.W.	=	Bay Window	=	窗台
DINING	=	Dining Room	=	飯廳
DN	=	Down	=	下
DUCT	=	Duct	=	槽
KIT.	=	Kitchen	=	廚房
LIVING	=	Living Room	=	客廳
MASTER BATH	=	Master Bathroom	=	主人浴室
P.D.	=	Pipe Duct	=	管槽
W.C.	=	Toilet	=	廁所

Scale:
比例： 0 5 Metres（米）

Floor plans of residential properties in the phase of the development
發展項目期數的住宅物業的樓面平面圖

House - House No. 56 together with Car Park No. B02
洋房 - 屋號56連同B02號停車位

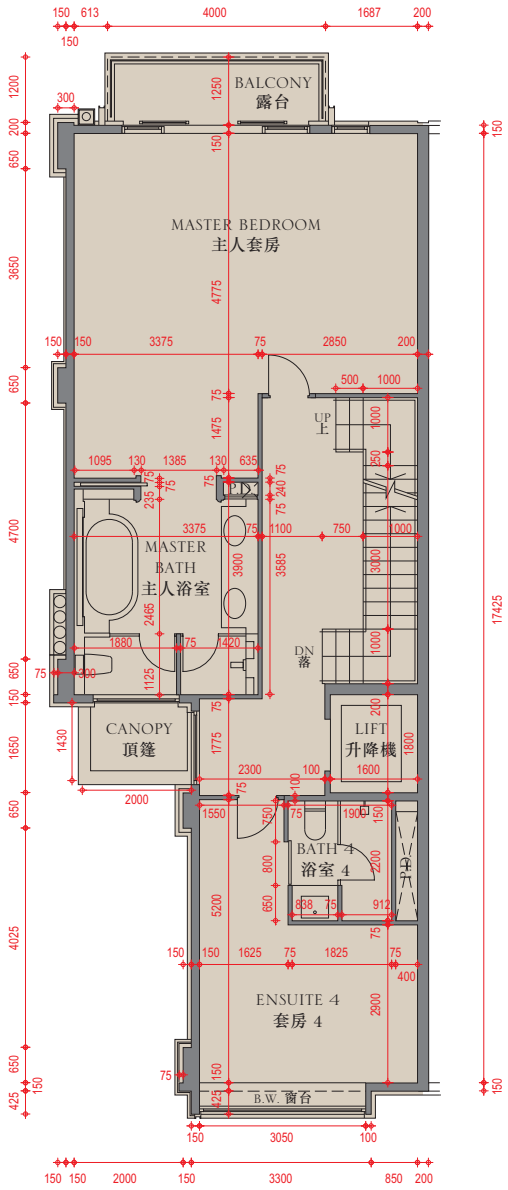

Second floor plan

二樓平面圖

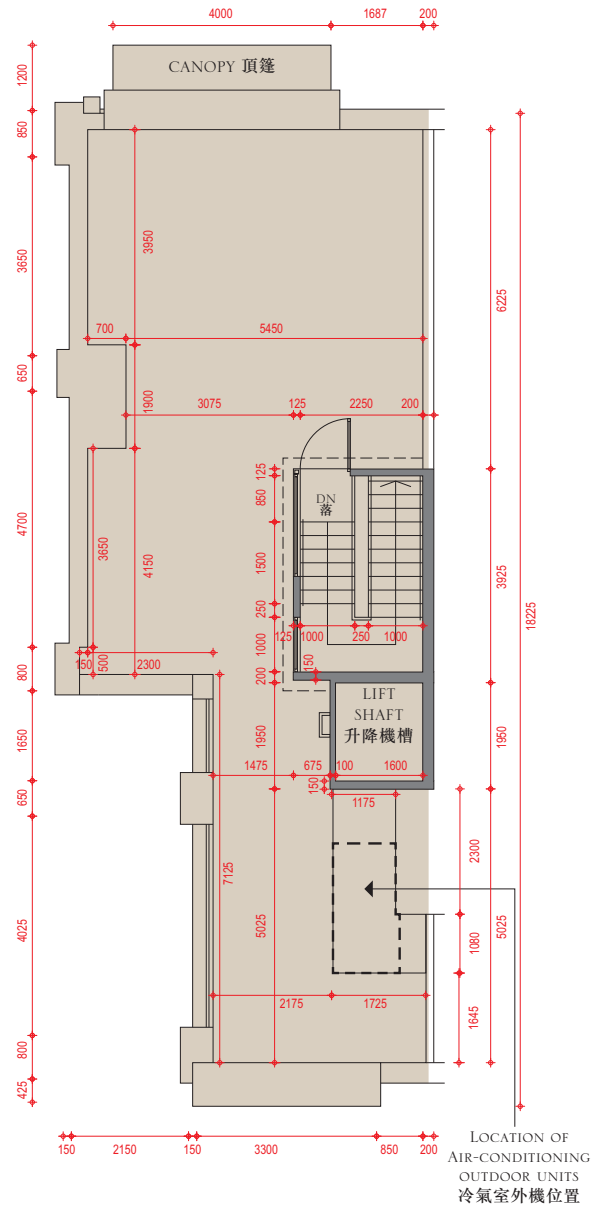

Roof plan

天台平面圖

The internal areas of the residential properties on the upper floors will generally be slightly larger than those on the lower floors because of the reducing thickness of the structural walls on the upper floors.

因住宅物業的較高樓層的結構牆的厚度遞減，較高樓層的內部面積，一般比較低樓層的內部面積稍大。

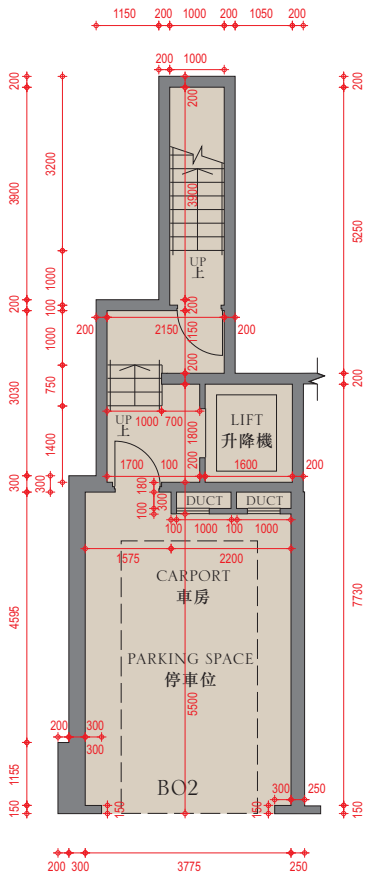

Lower ground floor plan

地下低層平面圖

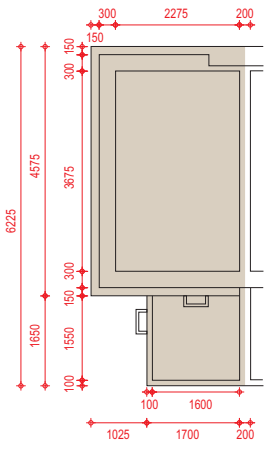

Upper roof plan

上層天台平面圖

Scale:
比例： 0 5 Metres（米）

Remarks :
1. The dimensions in the floor plans are all structural dimensions in millimetre.
2. The air-conditioning outdoor unit(s) for House No. 56 is/are located on the roof of the House.
3. The area of each space inside the carport which is designated under the Land Grant for parking purpose is 12.5 sq.m.

備註：
1. 樓面平面圖之尺規所列數字為以毫米標示之建築結構尺寸。
2. 屋號56的冷氣室外機安裝於此洋房天台上。
3. 批地文件指明車房內每個用作停放車輛地方的面積為12.5平方米。

Floor 樓層	Floor-to-floor height (refers to the height between the top surface of the structural slab of a floor and the top surface of the structural slab of its immediate upper floor) (m) 層與層之間的高度(指該樓層之石屎地台面與上一層石屎地台面之高度距離) (米)	Thickness of the floor slabs (excluding plaster) (mm) 樓板(不包括灰泥)厚度(毫米)
LG/F 地下低層	3.75	150, 175, 200
G/F 地下	4.2	
1/F 一樓	3.5, 3.55	
2/F 二樓	3.5, 3.575	
Roof (Stairhood) 天台(梯屋)	2.8	150

Floor plans of residential properties in the phase of the development
發展項目期數的住宅物業的樓面平面圖

House - House No. 57 together with Car Park No. B01
洋房 - 屋號57連同B01號停車位

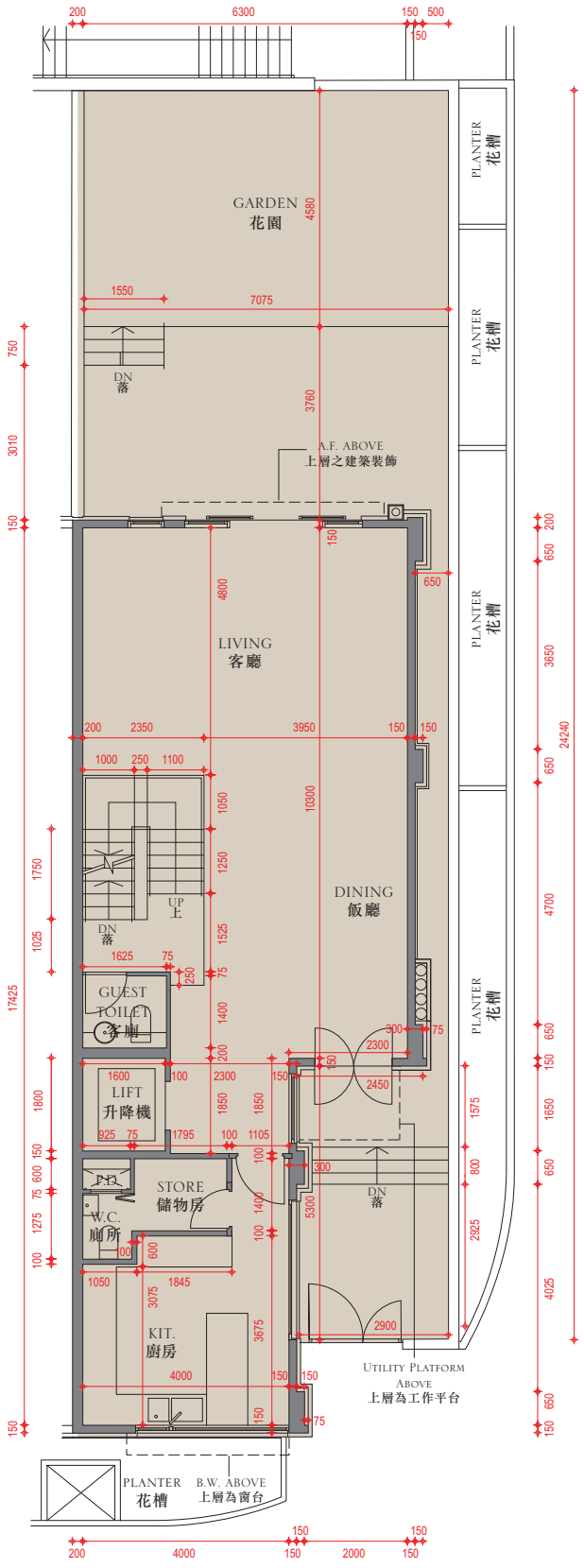

Ground floor plan
地下平面圖

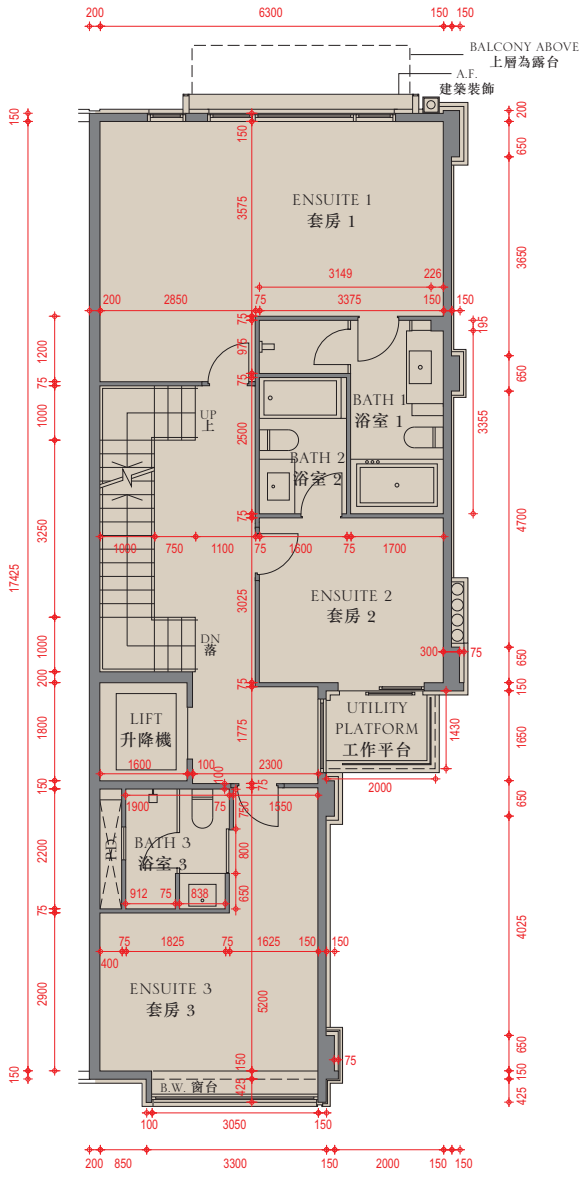

First floor plan
一樓平面圖

Legend 圖例

A.F.	=	Architectural Feature	=	建築裝飾
BATH	=	Bathroom	=	浴室
B.W.	=	Bay Window	=	窗台
DINING	=	Dining Room	=	飯廳
DN	=	Down	=	下
DUCT	=	Duct	=	槽
KIT.	=	Kitchen	=	廚房
LIVING	=	Living Room	=	客廳
MASTER BATH	=	Master Bathroom	=	主人浴室
P.D.	=	Pipe Duct	=	管槽
W.C.	=	Toilet	=	廁所

Scale:
比例： 0 5 Metres（米）

Floor plans of residential properties in the phase of the development
發展項目期數的住宅物業的樓面平面圖

House - House No. 57 together with Car Park No. B01
洋房 - 屋號57連同B01號停車位

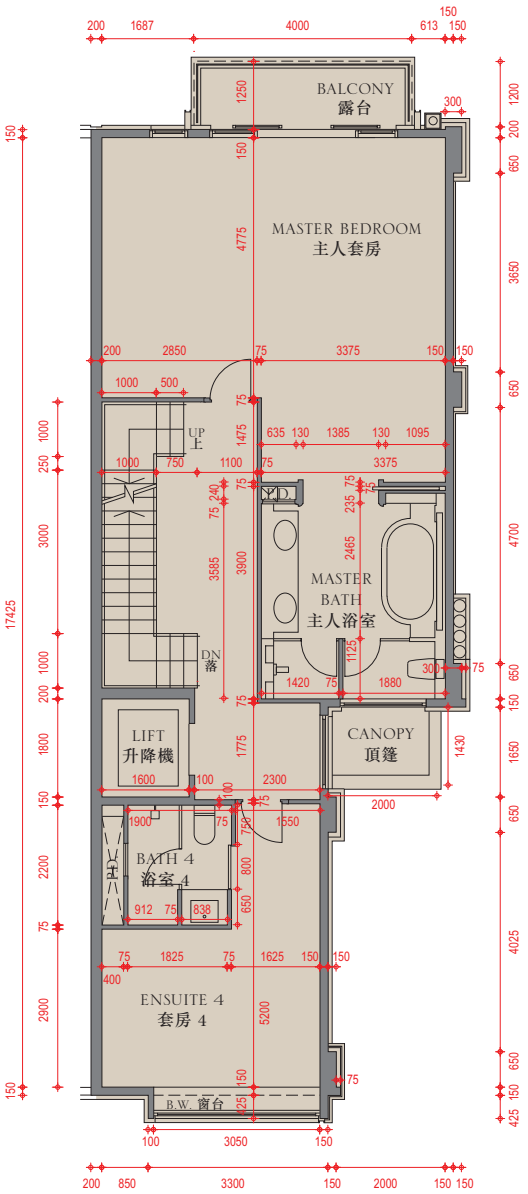

Second floor plan

二樓平面圖

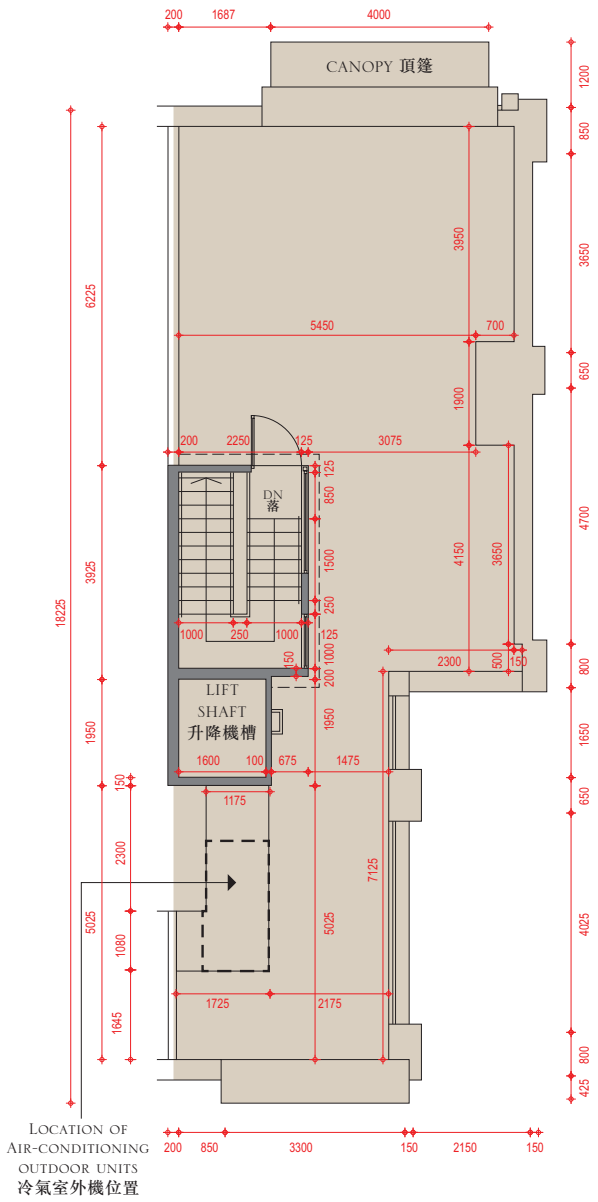

Roof plan

天台平面圖

The internal areas of the residential properties on the upper floors will generally be slightly larger than those on the lower floors because of the reducing thickness of the structural walls on the upper floors.

因住宅物業的較高樓層的結構牆的厚度遞減，較高樓層的內部面積，一般比較低樓層的內部面積稍大。

Remarks :
1. The dimensions in the floor plans are all structural dimensions in millimetre.
2. The air-conditioning outdoor unit(s) for House No. 57 is/are located on the roof of the House.
3. The area of each space inside the carport which is designated under the Land Grant for parking purpose is 12.5 sq.m.

備註：
1. 樓面平面圖之尺規所列數字為以毫米標示之建築結構尺寸。
2. 屋號57的冷氣室外機安裝於此洋房天台上。
3. 批地文件指明車房內每個用作停放車輛地方的面積為12.5平方米。

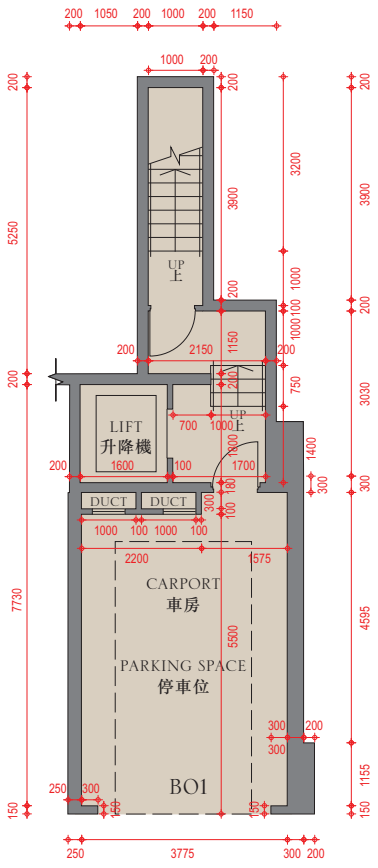

Lower ground floor plan

地下低層平面圖

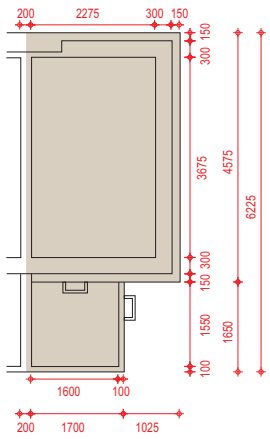

Upper roof plan

上層天台平面圖

Scale: 0 5 Metres （米）
比例：

Floor 樓層	Floor-to-floor height (refers to the height between the top surface of the structural slab of a floor and the top surface of the structural slab of its immediate upper floor) (m) 層與層之間的高度 (指該樓層之石屎地台面與上一層石屎地台面之高度距離) (米)	Thickness of the floor slabs (excluding plaster) (mm) 樓板 (不包括灰泥) 厚度(毫米)
LG/F 地下低層	3.75	150, 175, 200
G/F 地下	4.2	
1/F 一樓	3.5, 3.55	
2/F 二樓	3.5, 3.575	
Roof (Stairhood) 天台 (梯屋)	2.8	150

Area of residential properties in the phase of the development
發展項目期數中的住宅物業的面積

Description of Residential Property 物業的描述	Saleable Area (including balcony, utility platform and verandah, if any) sq. metre (sq. ft.) 實用面積 (包括露台，工作平台及陽台(如有)) 平方米(平方呎)	Area of other specified items (Not included in the Saleable Area) sq. metre (sq. ft.) 其他指明項目的面積(不計算入實用面積) 平方米(平方呎)								
House No. 屋號		Air-conditioning plant room 空調機房	Bay window 窗台	Cockloft 閣樓	Flat roof 平台	Garden 花園	Parking space 停車位	Roof 天台	Stairhood 梯屋	Terrace 前庭	Yard 庭院
1	263.277 (2,834) (Balcony 露台 : 4.995 (54)) (Utility Platform 工作平台: 3.417 (37)) (Verandah 陽台：-(-))	-	3.740 (40)	-	-	159.112 (1,713)	33.570 (361)	51.135 (550)	10.571 (114)	-	-
2	310.669 (3,344) (Balcony 露台 : 4.995 (54)) (Utility Platform 工作平台: 3.417 (37)) (Verandah 陽台：-(-))	-	3.761 (40)	-	-	83.405 (898)	33.702 (363)	64.208 (691)	11.250 (121)	-	-
3	307.956 (3,315) (Balcony 露台 : 4.995 (54)) (Utility Platform 工作平台: 4.150 (45)) (Verandah 陽台：-(-))	-	4.592 (49)	-	-	191.957 (2,066)	43.174 (465)	63.947 (688)	9.563 (103)	-	-
5	363.084 (3,908) (Balcony 露台 : 5.000 (54)) (Utility Platform 工作平台: 2.860 (31)) (Verandah 陽台：-(-))	-	2.502 (27)	-	-	45.919 (494)	33.856 (364)	76.699 (826)	8.100 (87)	-	-
6	357.079 (3,844) (Balcony 露台 : 5.000 (54)) (Utility Platform 工作平台: 2.860 (31)) (Verandah 陽台：-(-))	-	2.502 (27)	-	-	48.755 (525)	33.856 (364)	76.699 (826)	8.100 (87)	-	-
7	357.079 (3,844) (Balcony 露台 : 5.000 (54)) (Utility Platform 工作平台: 2.860 (31)) (Verandah 陽台：-(-))	-	2.502 (27)	-	-	46.801 (504)	33.856 (364)	76.699 (826)	8.100 (87)	-	-
8	397.427 (4,278) (Balcony 露台 : 5.000 (54)) (Utility Platform 工作平台: 4.650 (50)) (Verandah 陽台：-(-))	-	4.169 (45)	-	-	165.027 (1,776)	36.924 (397)	90.154 (970)	9.562 (103)	-	-
9	391.713 (4,216) (Balcony 露台 : 5.000 (54)) (Utility Platform 工作平台: -(-)) (Verandah 陽台：-(-))	-	5.425 (58)	-	5.313 (57)	160.723 (1,730)	32.398 (349)	93.262 (1,004)	4.875 (52)	-	-
10	357.079 (3,844) (Balcony 露台 : 5.000 (54)) (Utility Platform 工作平台: 2.860 (31)) (Verandah 陽台：-(-))	-	2.502 (27)	-	-	30.470 (328)	33.856 (364)	76.699 (826)	8.100 (87)	-	-
11	357.079 (3,844) (Balcony 露台 : 5.000 (54)) (Utility Platform 工作平台: 2.860 (31)) (Verandah 陽台：-(-))	-	2.502 (27)	-	-	33.179 (357)	33.856 (364)	76.699 (826)	8.100 (87)	-	-
12	357.079 (3,844) (Balcony 露台 : 5.000 (54)) (Utility Platform 工作平台: 2.860 (31)) (Verandah 陽台：-(-))	-	2.502 (27)	-	-	33.156 (357)	33.856 (364)	76.699 (826)	8.100 (87)	-	-
13	357.079 (3,844) (Balcony 露台 : 5.000 (54)) (Utility Platform 工作平台: 2.860 (31)) (Verandah 陽台：-(-))	-	2.502 (27)	-	-	43.763 (471)	33.856 (364)	76.699 (826)	8.100 (87)	-	-
15	357.079 (3,844) (Balcony 露台 : 5.000 (54)) (Utility Platform 工作平台: 2.860 (31)) (Verandah 陽台：-(-))	-	2.502 (27)	-	-	62.990 (678)	29.602 (319)	76.699 (826)	8.100 (87)	-	-

1. The saleable area of the residential property is calculated in accordance with Section 8 of the Residential Properties (First-hand Sales) Ordinance.
2. The floor area of every one of the balcony, utility platform and verandah, if any, to the extent it forms part of the residential property is calculated in accordance with Section 8 of the Residential Properties (First-hand Sales) Ordinance.
3. The areas of other specified items (not included in the saleable area) are calculated in accordance with Part 2 of Schedule 2 to the Residential Properties (First-hand Sales) Ordinance.

Remarks :

1. The areas in square feet have been converted from square metres based on a conversion rate of 1 square metre = 10.764 square feet and rounded off to the nearest integer.
2. House Nos. 4, 14, 24, 34, 44 & 54 are omitted.

1. 住宅物業的實用面積是按《一手住宅物業銷售條例》第8條計算得出的。
2. 在構成住宅物業的一部分的範圍內的每一露台、工作平台及陽台(如有)之樓面面積是按《一手住宅物業銷售條例》第8條計算得出的。
3. 其他指明項目的面積(不計算入實用面積)是按《一手住宅物業銷售條例》附表2第2部計算得出的。

備註：

1. 以平方呎列出的面積由以平方米列出的面積以1平方米=10.764平方呎換算，並以四捨五入至整數。
2. 不設屋號4、14、24、34、44及54。

Area of residential properties in the phase of the development
發展項目期數中的住宅物業的面積

Description of Residential Property 物業的描述	Saleable Area (including balcony, utility platform and verandah, if any) sq. metre (sq. ft.) 實用面積 (包括露台，工作平台及陽台(如有)) 平方米(平方呎)	Area of other specified items (Not included in the Saleable Area) sq. metre (sq. ft.) 其他指明項目的面積(不計算入實用面積) 平方米(平方呎)								
House No. 屋號		Air-conditioning plant room 空調機房	Bay window 窗台	Cockloft 閣樓	Flat roof 平台	Garden 花園	Parking space 停車位	Roof 天台	Stairhood 梯屋	Terrace 前庭	Yard 庭院
16	357.079 (3,844) (Balcony 露台 : 5.000 (54)) (Utility Platform 工作平台: 2.860 (31)) (Verandah 陽台：-(-))	-	2.502 (27)	-	-	80.547 (867)	29.602 (319)	76.699 (826)	8.100 (87)	-	-
17	357.079 (3,844) (Balcony 露台 : 5.000 (54)) (Utility Platform 工作平台: 2.860 (31)) (Verandah 陽台：-(-))	-	2.502 (27)	-	-	112.692 (1,213)	33.856 (364)	76.699 (826)	8.100 (87)	-	-
18	357.079 (3,844) (Balcony 露台 : 5.000 (54)) (Utility Platform 工作平台: 2.860 (31)) (Verandah 陽台：-(-))	-	2.502 (27)	-	-	79.095 (851)	33.856 (364)	76.699 (826)	8.100 (87)	-	-
19	357.079 (3,844) (Balcony 露台 : 5.000 (54)) (Utility Platform 工作平台: 2.860 (31)) (Verandah 陽台：-(-))	-	2.502 (27)	-	-	59.031 (635)	33.856 (364)	76.699 (826)	8.100 (87)	-	-
20	357.079 (3,844) (Balcony 露台 : 5.000 (54)) (Utility Platform 工作平台: 2.860 (31)) (Verandah 陽台：-(-))	-	2.502 (27)	-	-	50.004 (538)	33.856 (364)	76.699 (826)	8.100 (87)	-	-
21	357.079 (3,844) (Balcony 露台 : 5.000 (54)) (Utility Platform 工作平台: 2.860 (31)) (Verandah 陽台：-(-))	-	2.502 (27)	-	-	46.288 (498)	29.602 (319)	76.699 (826)	8.100 (87)	-	-
22	357.079 (3,844) (Balcony 露台 : 5.000 (54)) (Utility Platform 工作平台: 2.860 (31)) (Verandah 陽台：-(-))	-	2.502 (27)	-	-	52.113 (561)	33.856 (364)	76.699 (826)	8.100 (87)	-	-
23	357.079 (3,844) (Balcony 露台 : 5.000 (54)) (Utility Platform 工作平台: 2.860 (31)) (Verandah 陽台：-(-))	-	2.502 (27)	-	-	56.620 (609)	33.856 (364)	76.699 (826)	8.100 (87)	-	-
25	357.079 (3,844) (Balcony 露台 : 5.000 (54)) (Utility Platform 工作平台: 2.860 (31)) (Verandah 陽台：-(-))	-	2.502 (27)	-	-	62.391 (672)	33.856 (364)	76.699 (826)	8.100 (87)	-	-
26	357.079 (3,844) (Balcony 露台 : 5.000 (54)) (Utility Platform 工作平台: 2.860 (31)) (Verandah 陽台：-(-))	-	2.502 (27)	-	-	59.774 (643)	33.856 (364)	76.699 (826)	8.100 (87)	-	-
27	357.079 (3,844) (Balcony 露台 : 5.000 (54)) (Utility Platform 工作平台: 2.860 (31)) (Verandah 陽台：-(-))	-	2.502 (27)	-	-	53.529 (576)	33.856 (364)	76.699 (826)	8.100 (87)	-	-
28	357.079 (3,844) (Balcony 露台 : 5.000 (54)) (Utility Platform 工作平台: 2.860 (31)) (Verandah 陽台：-(-))	-	2.502 (27)	-	-	51.082 (550)	29.602 (319)	76.699 (826)	8.100 (87)	-	-
29	357.079 (3,844) (Balcony 露台 : 5.000 (54)) (Utility Platform 工作平台: 2.860 (31)) (Verandah 陽台：-(-))	-	2.502 (27)	-	-	52.071 (560)	33.856 (364)	76.699 (826)	8.100 (87)	-	-

1. The saleable area of the residential property is calculated in accordance with Section 8 of the Residential Properties (First-hand Sales) Ordinance.
2. The floor area of every one of the balcony, utility platform and verandah, if any, to the extent it forms part of the residential property is calculated in accordance with Section 8 of the Residential Properties (First-hand Sales) Ordinance.
3. The areas of other specified items (not included in the saleable area) are calculated in accordance with Part 2 of Schedule 2 to the Residential Properties (First-hand Sales) Ordinance.

Remarks :

1. The areas in square feet have been converted from square metres based on a conversion rate of 1 square metre = 10.764 square feet and rounded off to the nearest integer.
2. House Nos. 4, 14, 24, 34, 44 & 54 are omitted.

1. 住宅物業的實用面積是按《一手住宅物業銷售條例》第8條計算得出的。
2. 在構成住宅物業的一部分的範圍內的每一露台、工作平台及陽台(如有)之樓面面積是按《一手住宅物業銷售條例》第8條計算得出的。
3. 其他指明項目的面積(不計算入實用面積)是按《一手住宅物業銷售條例》附表2第2部計算得出的。

備註：

1. 以平方呎列出的面積由以平方米列出的面積以1平方米=10.764平方呎換算，並以四捨五入至整數。
2. 不設屋號4、14、24、34、44及54。

Area of residential properties in the phase of the development
發展項目期數中的住宅物業的面積

Description of Residential Property 物業的描述	Saleable Area (including balcony, utility platform and verandah, if any) sq. metre (sq. ft.) 實用面積 (包括露台，工作平台及陽台(如有)) 平方米(平方呎)	Area of other specified items (Not included in the Saleable Area) sq. metre (sq. ft.) 其他指明項目的面積(不計算入實用面積) 平方米(平方呎)									
House No. 屋號		Air-conditioning plant room 空調機房	Bay window 窗台	Cockloft 閣樓	Flat roof 平台	Garden 花園	Parking space 停車位	Roof 天台	Stairhood 梯屋	Terrace 前庭	Yard 庭院
30	357.079 (3,844) (Balcony 露台 : 5.000 (54)) (Utility Platform 工作平台: 2.860 (31)) (Verandah 陽台：-(-))	-	2.502 (27)	-	-	48.507 (522)	33.856 (364)	76.699 (826)	8.100 (87)	-	-
31	357.079 (3,844) (Balcony 露台 : 5.000 (54)) (Utility Platform 工作平台: 2.860 (31)) (Verandah 陽台：-(-))	-	2.502 (27)	-	-	43.335 (466)	33.856 (364)	76.699 (826)	8.100 (87)	-	-
32	382.338 (4,115) (Balcony 露台 : 5.000 (54)) (Utility Platform 工作平台: 3.750 (40)) (Verandah 陽台：-(-))	-	5.500 (59)	-	-	120.939 (1,302)	44.548 (480)	80.573 (867)	9.125 (98)	-	-
33	504.050 (5,426) (Balcony 露台 : 4.991 (54)) (Utility Platform 工作平台: 5.610 (60)) (Verandah 陽台：-(-))	-	1.310 (14)	-	1.982 (21)	234.272 (2,522)	49.061 (528)	108.237 (1,165)	7.353 (79)	26.678 (287)	-
35	355.023 (3,821) (Balcony 露台 : 5.000 (54)) (Utility Platform 工作平台: 3.510 (38)) (Verandah 陽台：-(-))	-	4.245 (46)	-	-	65.648 (707)	35.030 (377)	72.812 (784)	9.563 (103)	-	-
36	323.673 (3,484) (Balcony 露台 : 5.000 (54)) (Utility Platform 工作平台: 2.860 (31)) (Verandah 陽台：-(-))	-	2.503 (27)	-	-	71.236 (767)	21.303 (229)	66.841 (719)	8.100 (87)	-	-
37	323.673 (3,484) (Balcony 露台 : 5.000 (54)) (Utility Platform 工作平台: 2.860 (31)) (Verandah 陽台：-(-))	-	2.503 (27)	-	-	60.914 (656)	21.303 (229)	66.841 (719)	8.100 (87)	-	-
38	323.673 (3,484) (Balcony 露台 : 5.000 (54)) (Utility Platform 工作平台: 2.860 (31)) (Verandah 陽台：-(-))	-	2.503 (27)	-	-	54.168 (583)	21.303 (229)	66.841 (719)	8.100 (87)	-	-
39	323.673 (3,484) (Balcony 露台 : 5.000 (54)) (Utility Platform 工作平台: 2.860 (31)) (Verandah 陽台：-(-))	-	2.503 (27)	-	-	49.164 (529)	21.303 (229)	66.841 (719)	8.100 (87)	-	-
40	323.673 (3,484) (Balcony 露台 : 5.000 (54)) (Utility Platform 工作平台: 2.860 (31)) (Verandah 陽台：-(-))	-	2.503 (27)	-	-	47.328 (509)	21.303 (229)	66.841 (719)	8.100 (87)	-	-
41	323.673 (3,484) (Balcony 露台 : 5.000 (54)) (Utility Platform 工作平台: 2.860 (31)) (Verandah 陽台：-(-))	-	2.503 (27)	-	-	55.694 (599)	21.303 (229)	66.841 (719)	8.100 (87)	-	-
42	323.673 (3,484) (Balcony 露台 : 5.000 (54)) (Utility Platform 工作平台: 2.860 (31)) (Verandah 陽台：-(-))	-	2.503 (27)	-	-	68.369 (736)	21.303 (229)	66.841 (719)	8.100 (87)	-	-
43	323.673 (3,484) (Balcony 露台 : 5.000 (54)) (Utility Platform 工作平台: 2.860 (31)) (Verandah 陽台：-(-))	-	2.503 (27)	-	-	77.949 (839)	21.303 (229)	66.841 (719)	8.100 (87)	-	-

1. The saleable area of the residential property is calculated in accordance with Section 8 of the Residential Properties (First-hand Sales) Ordinance.
2. The floor area of every one of the balcony, utility platform and verandah, if any, to the extent it forms part of the residential property is calculated in accordance with Section 8 of the Residential Properties (First-hand Sales) Ordinance.
3. The areas of other specified items (not included in the saleable area) are calculated in accordance with Part 2 of Schedule 2 to the Residential Properties (First-hand Sales) Ordinance.

Remarks :
1. The areas in square feet have been converted from square metres based on a conversion rate of 1 square metre = 10.764 square feet and rounded off to the nearest integer.
2. House Nos. 4, 14, 24, 34, 44 & 54 are omitted.

1. 住宅物業的實用面積是按《一手住宅物業銷售條例》第8條計算得出的。
2. 在構成住宅物業的一部分的範圍內的每一露台、工作平台及陽台(如有)之樓面面積是按《一手住宅物業銷售條例》第8條計算得出的。
3. 其他指明項目的面積(不計算入實用面積)是按《一手住宅物業銷售條例》附表2第2部計算得出的。

備註：
1. 以平方呎列出的面積由以平方米列出的面積以1平方米=10.764平方呎換算，並以四捨五入至整數。
2. 不設屋號4、14、24、34、44及54。

Area of residential properties in the phase of the development
發展項目期數中的住宅物業的面積

Description of Residential Property 物業的描述 / House No. 屋號	Saleable Area (including balcony, utility platform and verandah, if any) sq. metre (sq. ft.) 實用面積 (包括露台，工作平台及陽台(如有)) 平方米(平方呎)	Area of other specified items (Not included in the Saleable Area) sq. metre (sq. ft.) 其他指明項目的面積(不計算入實用面積) 平方米(平方呎)								
		Air-conditioning plant room 空調機房	Bay window 窗台	Cockloft 閣樓	Flat roof 平台	Garden 花園	Parking space 停車位	Roof 天台	Stairhood 梯屋	Terrace 前庭	Yard 庭院
45	323.673 (3,484) (Balcony 露台 : 5.000 (54)) (Utility Platform 工作平台: 2.860 (31)) (Verandah 陽台：-(-))	-	2.503 (27)	-	-	102.993 (1,109)	21.303 (229)	66.841 (719)	8.100 (87)	-	-
46	323.673 (3,484) (Balcony 露台 : 5.000 (54)) (Utility Platform 工作平台: 2.860 (31)) (Verandah 陽台：-(-))	-	2.503 (27)	-	-	102.810 (1,107)	21.303 (229)	66.841 (719)	8.100 (87)	-	-
47	323.673 (3,484) (Balcony 露台 : 5.000 (54)) (Utility Platform 工作平台: 2.860 (31)) (Verandah 陽台：-(-))	-	2.503 (27)	-	-	73.619 (792)	21.303 (229)	66.841 (719)	8.100 (87)	-	-
48	327.994 (3,531) (Balcony 露台 : 5.000 (54)) (Utility Platform 工作平台: 2.860 (31)) (Verandah 陽台：-(-))	-	2.503 (27)	-	-	28.161 (303)	21.303 (229)	66.841 (719)	8.100 (87)	-	-
49	323.673 (3,484) (Balcony 露台 : 5.000 (54)) (Utility Platform 工作平台: 2.860 (31)) (Verandah 陽台：-(-))	-	2.503 (27)	-	-	49.773 (536)	21.303 (229)	66.841 (719)	8.100 (87)	-	-
50	323.673 (3,484) (Balcony 露台 : 5.000 (54)) (Utility Platform 工作平台: 2.860 (31)) (Verandah 陽台：-(-))	-	2.503 (27)	-	-	94.113 (1,013)	21.303 (229)	66.841 (719)	8.100 (87)	-	-
51	323.673 (3,484) (Balcony 露台 : 5.000 (54)) (Utility Platform 工作平台: 2.860 (31)) (Verandah 陽台：-(-))	-	2.503 (27)	-	-	122.595 (1,320)	21.303 (229)	66.841 (719)	8.100 (87)	-	-
52	323.673 (3,484) (Balcony 露台 : 5.000 (54)) (Utility Platform 工作平台: 2.860 (31)) (Verandah 陽台：-(-))	-	2.503 (27)	-	-	111.476 (1,200)	21.303 (229)	66.841 (719)	8.100 (87)	-	-
53	323.673 (3,484) (Balcony 露台 : 5.000 (54)) (Utility Platform 工作平台: 2.860 (31)) (Verandah 陽台：-(-))	-	2.503 (27)	-	-	95.087 (1,024)	21.303 (229)	66.841 (719)	8.100 (87)	-	-
55	323.673 (3,484) (Balcony 露台 : 5.000 (54)) (Utility Platform 工作平台: 2.860 (31)) (Verandah 陽台：-(-))	-	2.503 (27)	-	-	79.167 (852)	21.303 (229)	66.841 (719)	8.100 (87)	-	-
56	323.673 (3,484) (Balcony 露台 : 5.000 (54)) (Utility Platform 工作平台: 2.860 (31)) (Verandah 陽台：-(-))	-	2.503 (27)	-	-	81.040 (872)	21.303 (229)	66.841 (719)	8.100 (87)	-	-
57	324.564 (3,494) (Balcony 露台 : 5.000 (54)) (Utility Platform 工作平台: 2.860 (31)) (Verandah 陽台：-(-))	-	2.503 (27)	-	-	72.864 (784)	21.303 (229)	66.841 (719)	8.100 (87)	-	-

1. The saleable area of the residential property is calculated in accordance with Section 8 of the Residential Properties (First-hand Sales) Ordinance.
2. The floor area of every one of the balcony, utility platform and verandah, if any, to the extent it forms part of the residential property is calculated in accordance with Section 8 of the Residential Properties (First-hand Sales) Ordinance.
3. The areas of other specified items (not included in the saleable area) are calculated in accordance with Part 2 of Schedule 2 to the Residential Properties (First-hand Sales) Ordinance.

Remarks :
1. The areas in square feet have been converted from square metres based on a conversion rate of 1 square metre = 10.764 square feet and rounded off to the nearest integer.
2. House Nos. 4, 14, 24, 34, 44 & 54 are omitted.

1. 住宅物業的實用面積是按《一手住宅物業銷售條例》第8條計算得出的。
2. 在構成住宅物業的一部分的範圍內的每一露台、工作平台及陽台(如有)之樓面面積是按《一手住宅物業銷售條例》第8條計算得出的。
3. 其他指明項目的面積(不計算入實用面積)是按《一手住宅物業銷售條例》附表2第2部計算得出的。

備註：
1. 以平方呎列出的面積由以平方米列出的面積以1平方米=10.764平方呎換算，並以四捨五入至整數。
2. 不設屋號4、14、24、34、44及54。

Floor plans of parking spaces in the phase of the development
發展項目期數中的停車位的樓面平面圖

Ground Floor Plan
地下平面圖

Number, dimensions and areas of parking spaces
停車位的數目，尺寸及面積

Category of Parking Space 停車位類別	Number 數目	Dimensions (Length x Width)(m.) 尺寸(長 x 闊)(米)	Area of each Parking Space (sq.m.) 每個停車位面積(平方米)
Loading and Unloading Space 上落貨車位	1	11 x 3.5	38.5

Floor plans of parking spaces in the phase of the development
發展項目期數中的停車位的樓面平面圖

Lower Ground Floor Plan
地下低層平面圖

Boundary Line of the Phase of the Development
發展項目期數的界線

Scale :
比例：
0 10 25 50 Metres（米）

Floor plans of parking spaces in the phase of the development
發展項目期數中的停車位的樓面平面圖

Lower Ground Floor Plan
地下低層平面圖

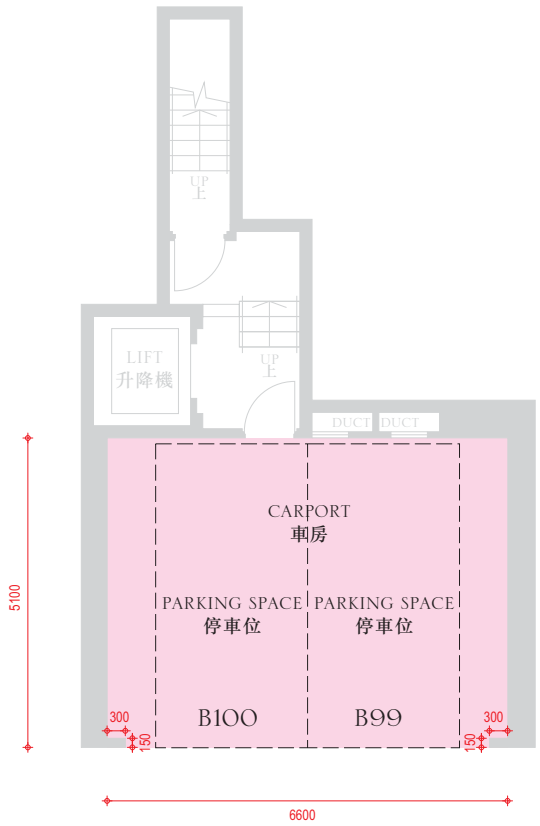

Car Park Nos. B99 and B100 for House No. 1
屋號1的B99和B100號停車位

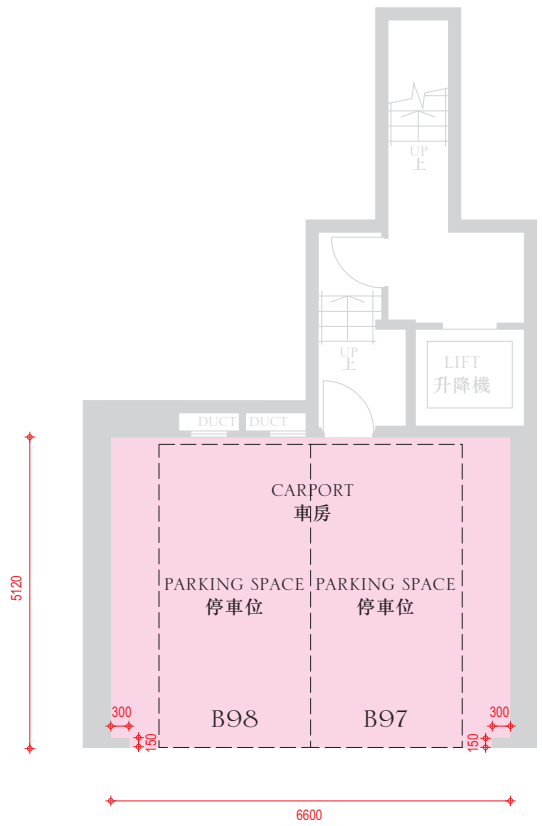

Car Park Nos. B97 and B98 for House No. 2
屋號2的B97和B98號停車位

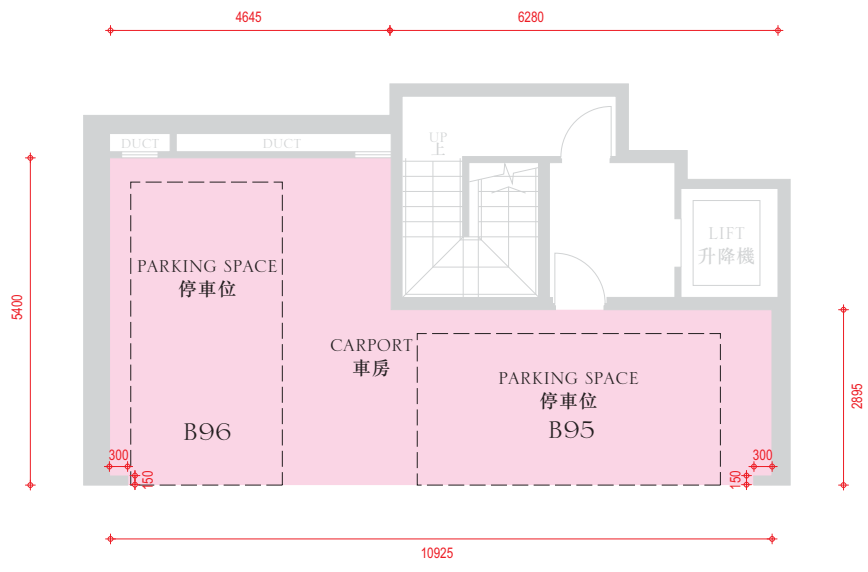

Car Park Nos. B95 and B96 for House No. 3
屋號3的B95和B96號停車位

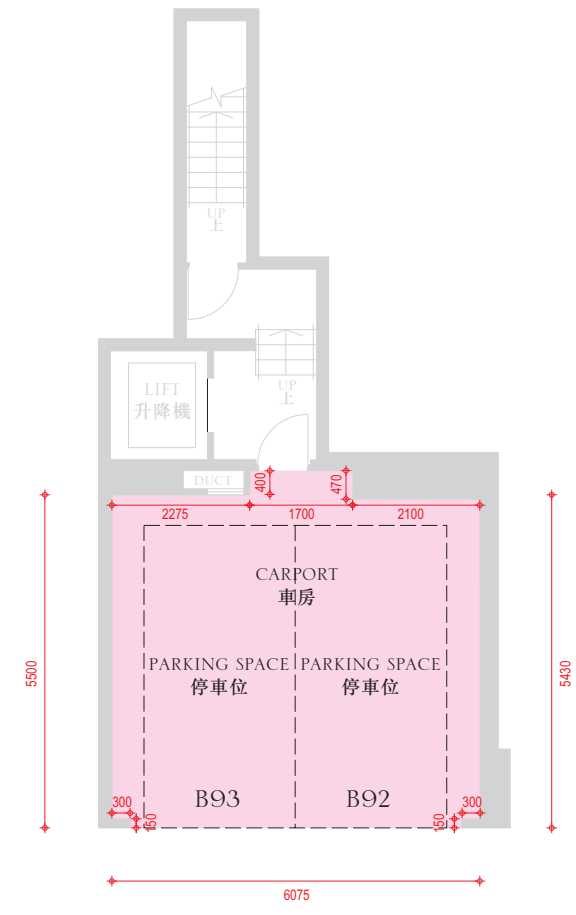

Car Park Nos. B92 and B93 for House No. 5
屋號5的B92和B93號停車位

Remark :
The dimensions in the floor plans are all structural dimensions in millimetre.
備註：
樓面平面圖之尺規所列數字為以毫米標示之建築結構尺寸。

Scale:
比例： 0 5 Metres（米）

Floor plans of parking spaces in the phase of the development
發展項目期數中的停車位的樓面平面圖

Lower Ground Floor Plan
地下低層平面圖

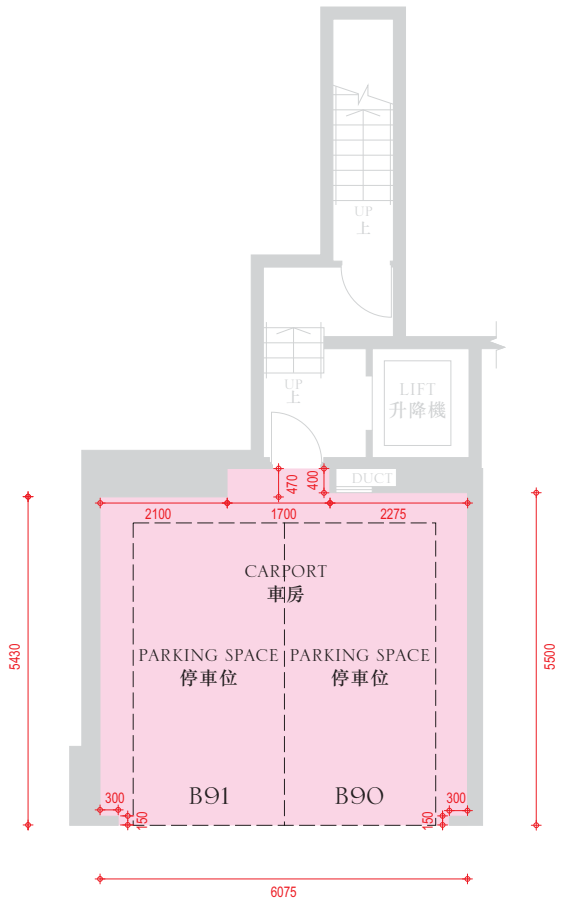

Car Park Nos. B90 and B91 for House No. 6
屋號6的B90和B91號停車位

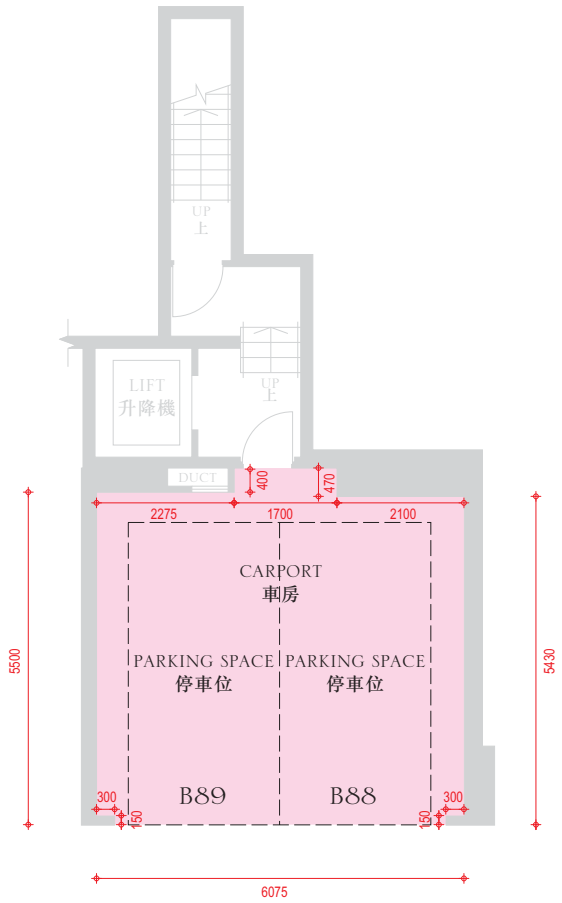

Car Park Nos. B88 and B89 for House No. 7
屋號7的B88和B89號停車位

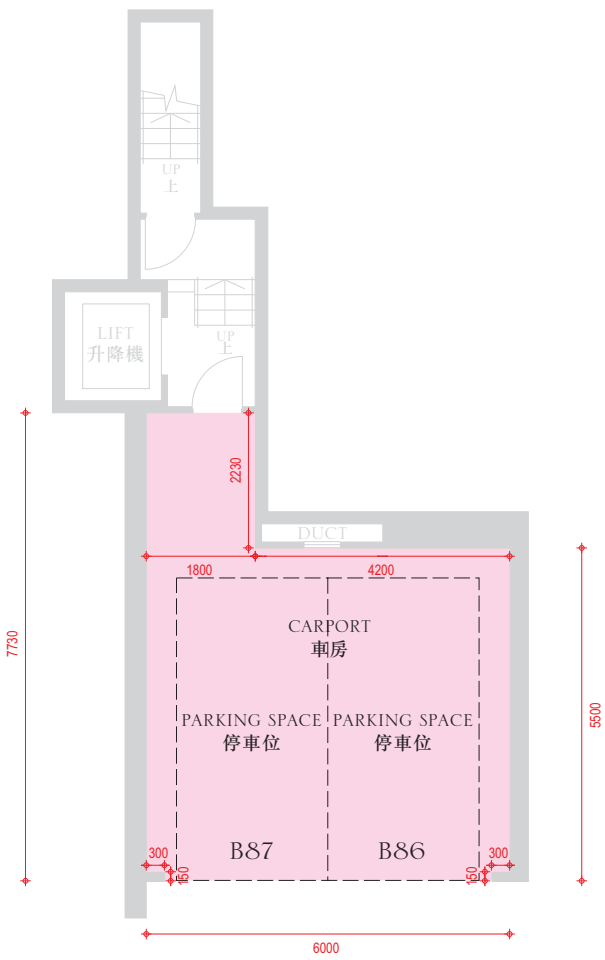

Car Park Nos. B86 and B87 for House No. 8
屋號8的B86和B87號停車位

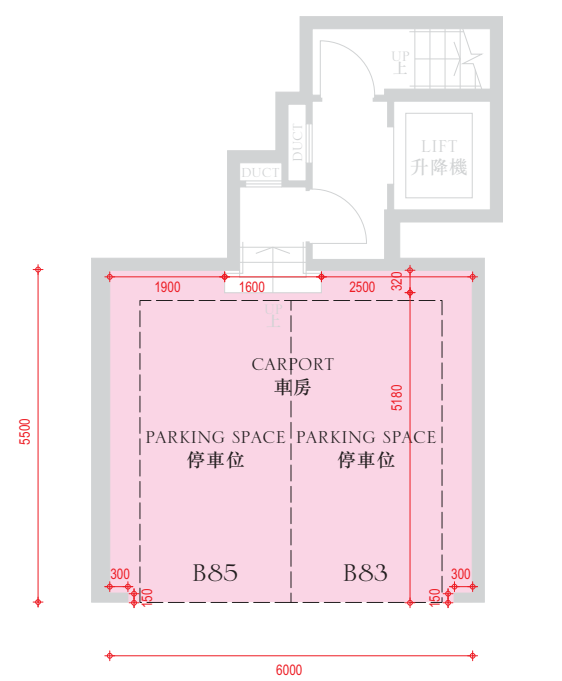

Car Park Nos. B83 and B85 for House No. 9
屋號9的B83和B85號停車位

Remark :
The dimensions in the floor plans are all structural dimensions in millimetre.
備註：
樓面平面圖之尺規所列數字為以毫米標示之建築結構尺寸。

Scale:
比例： 0 5 Metres（米）

Floor plans of parking spaces in the phase of the development
發展項目期數中的停車位的樓面平面圖

Lower Ground Floor Plan
地下低層平面圖

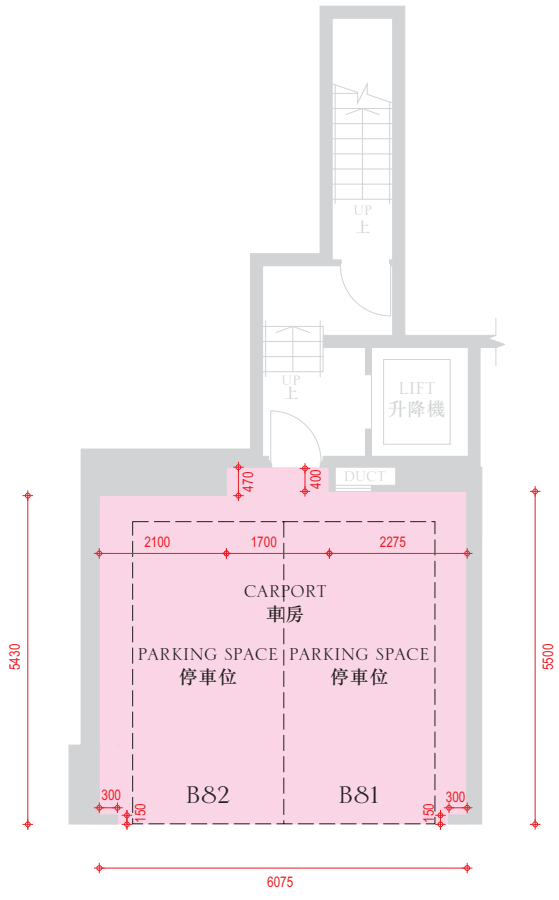

Car Park Nos. B81 and B82 for House No. 10
屋號10的B81和B82號停車位

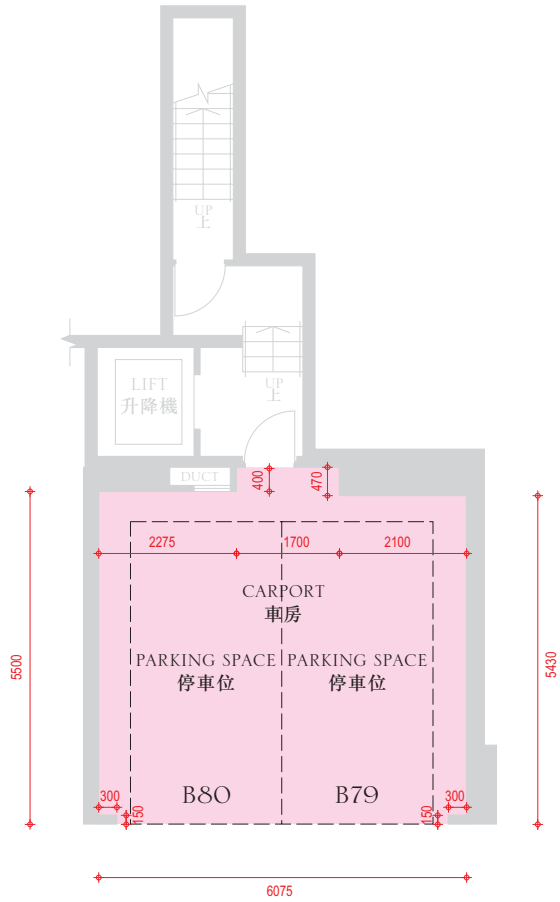

Car Park Nos. B79 and B80 for House No. 11
屋號11的B79和B80號停車位

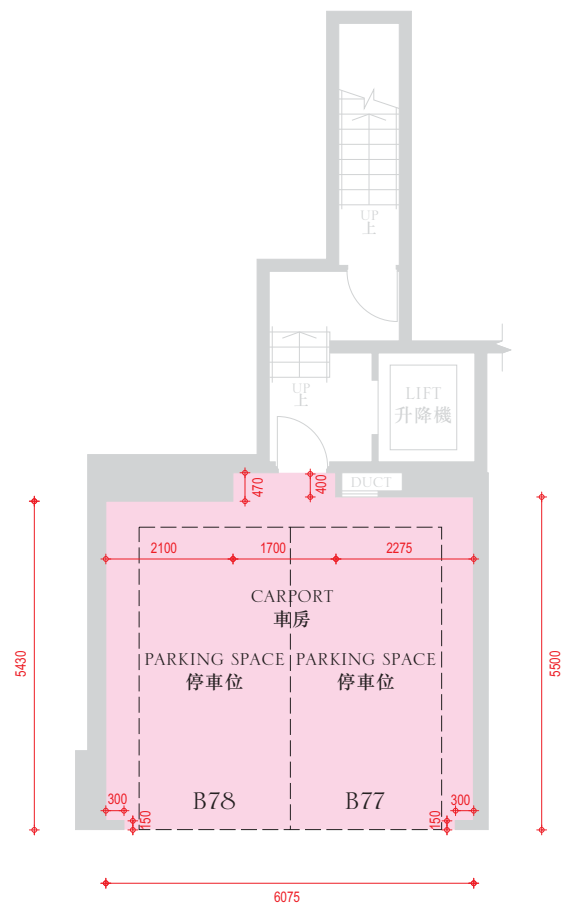

Car Park Nos. B77 and B78 for House No. 12
屋號12的B77和B78號停車位

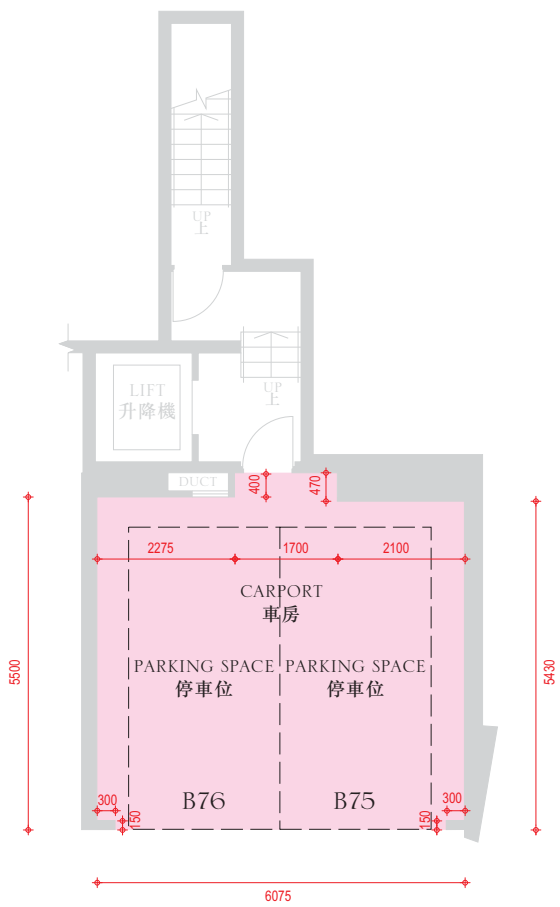

Car Park Nos. B75 and B76 for House No. 13
屋號13的B75和B76號停車位

Remark :
The dimensions in the floor plans are all structural dimensions in millimetre.
備註：
樓面平面圖之尺規所列數字為以毫米標示之建築結構尺寸。

Scale:
比例： 0 5 Metres（米）

Floor plans of parking spaces in the phase of the development
發展項目期數中的停車位的樓面平面圖

Lower Ground Floor Plan
地下低層平面圖

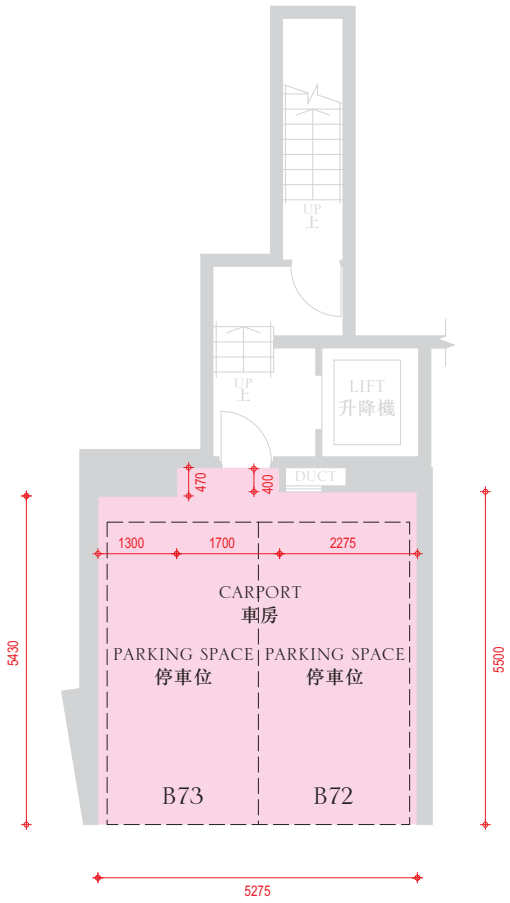

Car Park Nos. B72 and B73 for House No. 15

屋號15的B72和B73號停車位

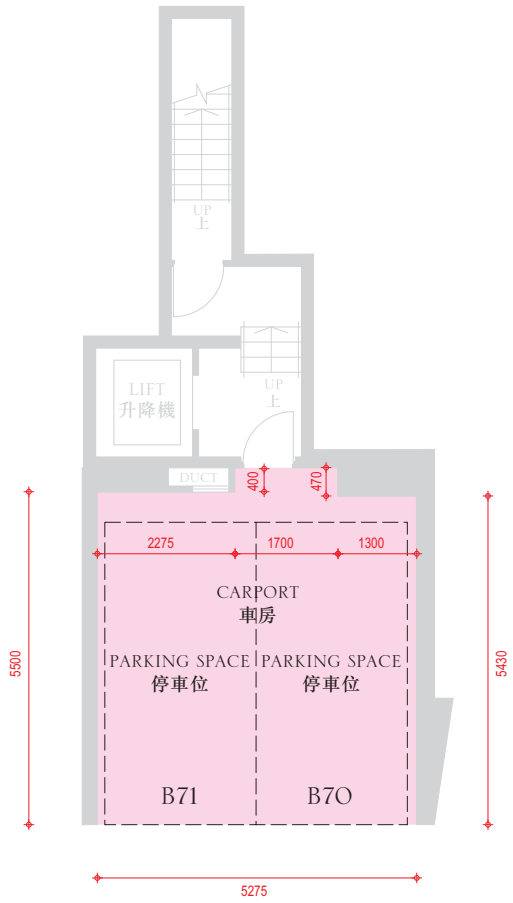

Car Park Nos. B70 and B71 for House No. 16

屋號16的B70和B71號停車位

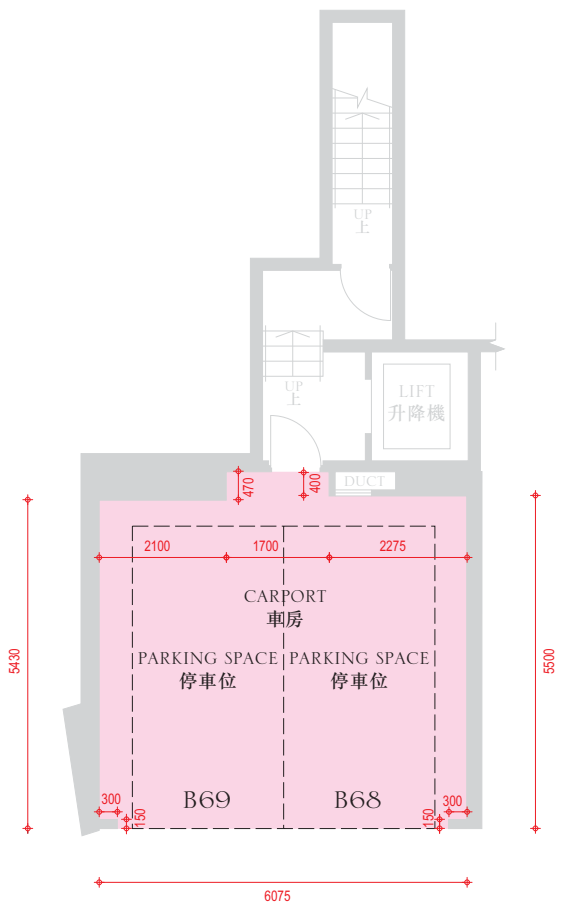

Car Park Nos. B68 and B69 for House No. 17

屋號17的B68和B69號停車位

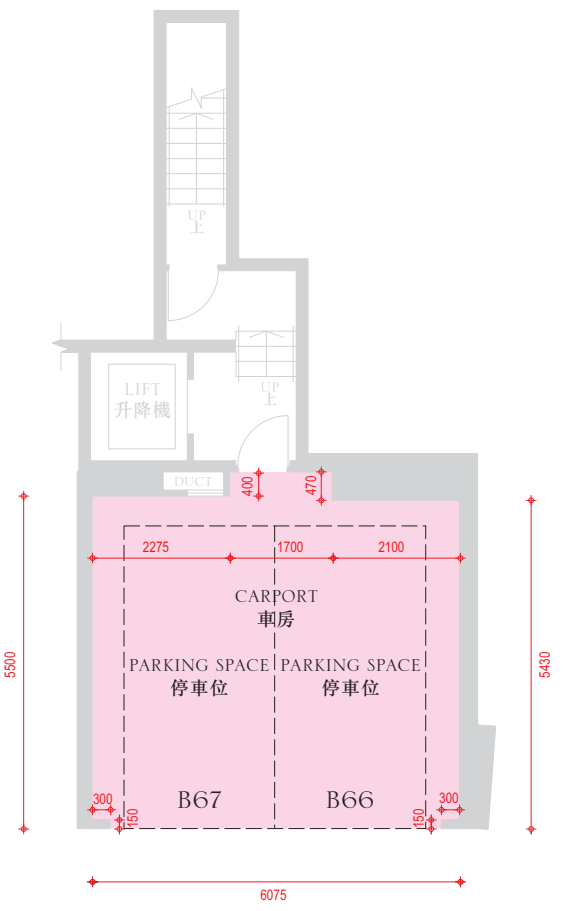

Car Park Nos. B66 and B67 for House No. 18

屋號18的B66和B67號停車位

Remark :
The dimensions in the floor plans are all structural dimensions in millimetre.
備註：
樓面平面圖之尺規所列數字為以毫米標示之建築結構尺寸。

Scale:
比例： 0 5 Metres（米）

Floor plans of parking spaces in the phase of the development
發展項目期數中的停車位的樓面平面圖

Lower Ground Floor Plan
地下低層平面圖

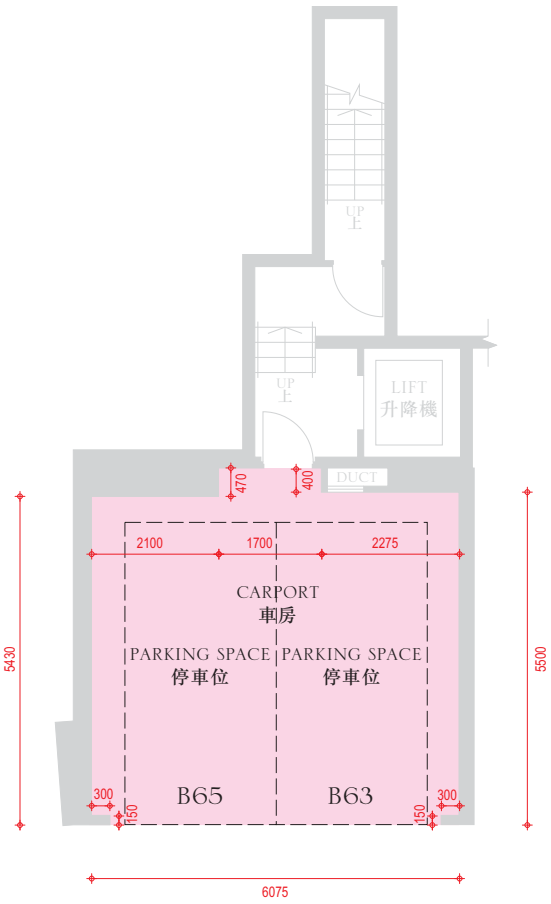

Car Park Nos. B63 and B65 for House No. 19
屋號19的B63和B65號停車位

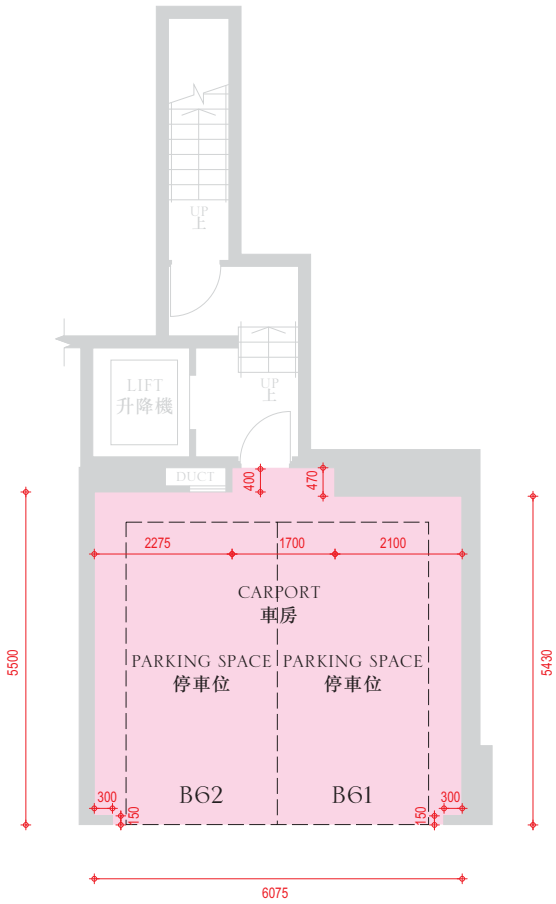

Car Park Nos. B61 and B62 for House No. 20
屋號20的B61和B62號停車位

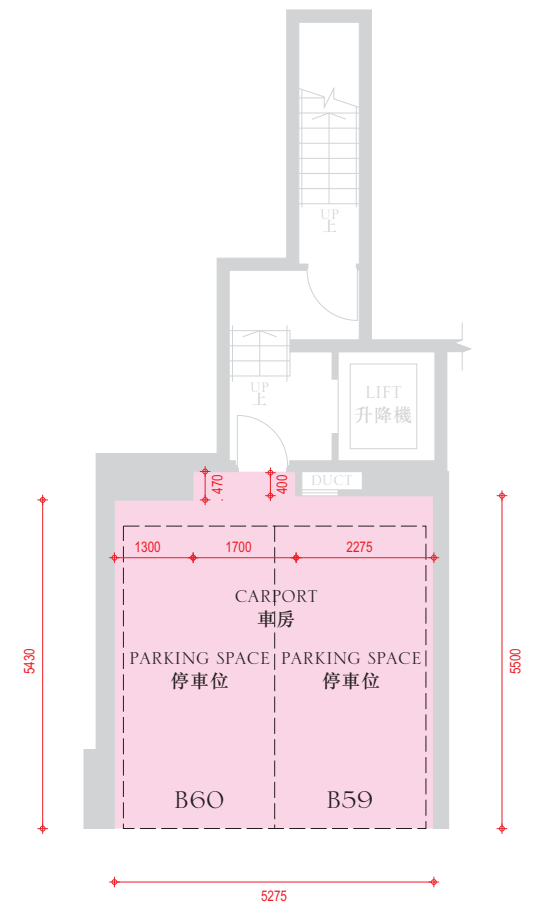

Car Park Nos. B59 and B60 for House No. 21
屋號21的B59和B60號停車位

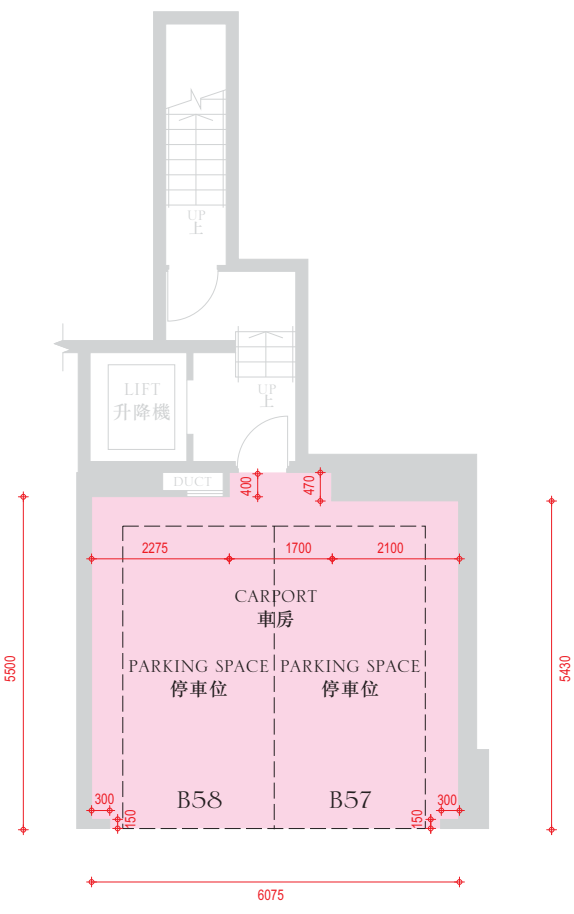

Car Park Nos. B57 and B58 for House No. 22
屋號22的B57和B58號停車位

Remark :
The dimensions in the floor plans are all structural dimensions in millimetre.
備註：
樓面平面圖之尺規所列數字為以毫米標示之建築結構尺寸。

Scale:
比例： 0 5 Metres（米）

Floor plans of parking spaces in the phase of the development
發展項目期數中的停車位的樓面平面圖

Lower Ground Floor Plan
地下低層平面圖

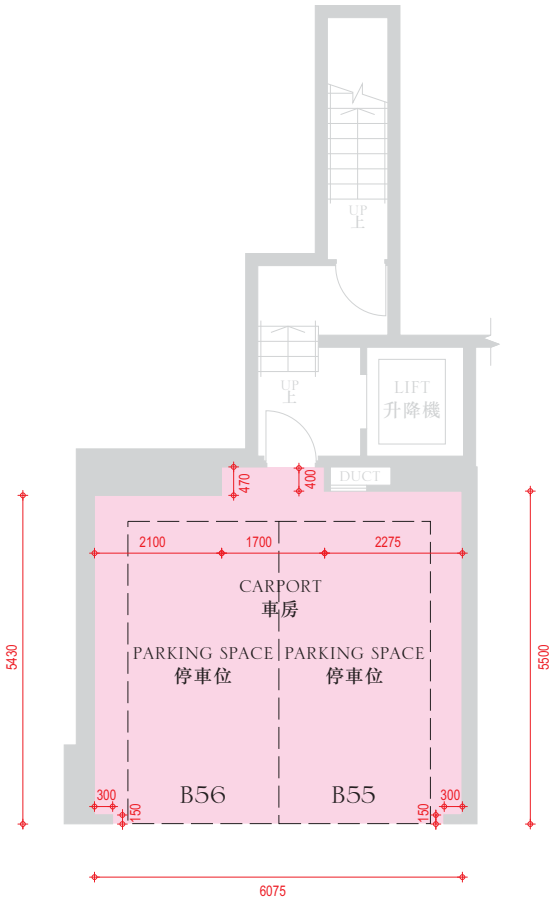

Car Park Nos. B55 and B56 for House No. 23
屋號23的B55和B56號停車位

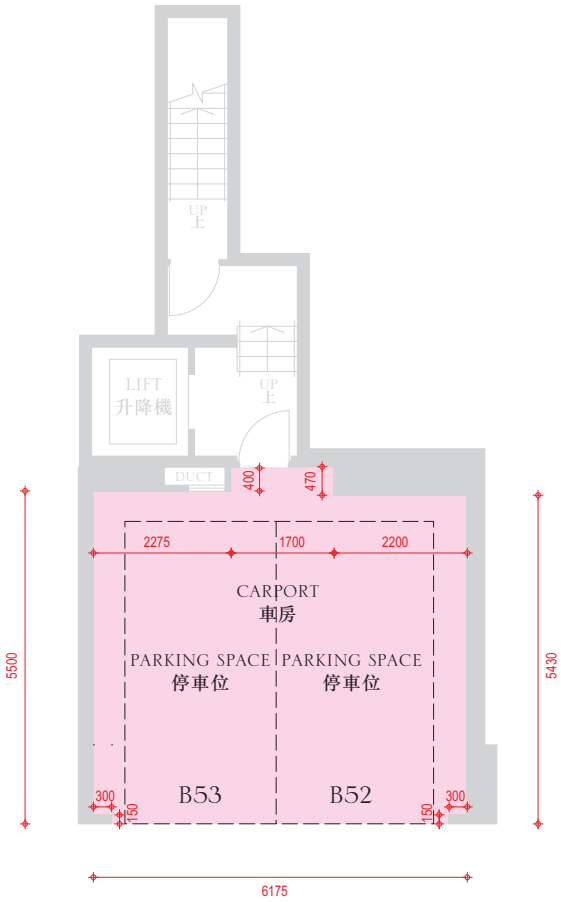

Car Park Nos. B52 and B53 for House No. 25
屋號25的B52和B53號停車位

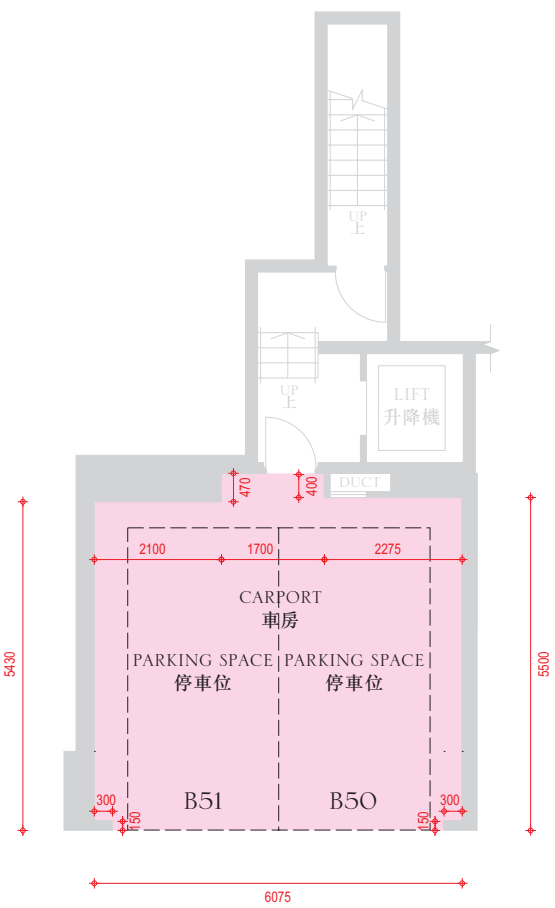

Car Park Nos. B50 and B51 for House No. 26
屋號26的B50和B51號停車位

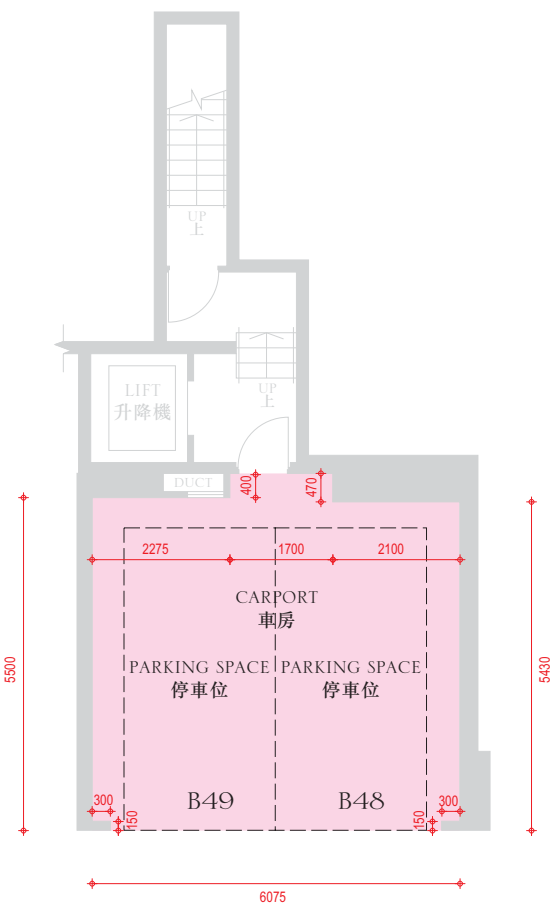

Car Park Nos. B48 and B49 for House No. 27
屋號27的B48和B49號停車位

Remark :
The dimensions in the floor plans are all structural dimensions in millimetre.
備註：
樓面平面圖之尺規所列數字為以毫米標示之建築結構尺寸。

Scale:
比例： 0 5 Metres（米）

Floor plans of parking spaces in the phase of the development
發展項目期數中的停車位的樓面平面圖

Lower Ground Floor Plan
地下低層平面圖

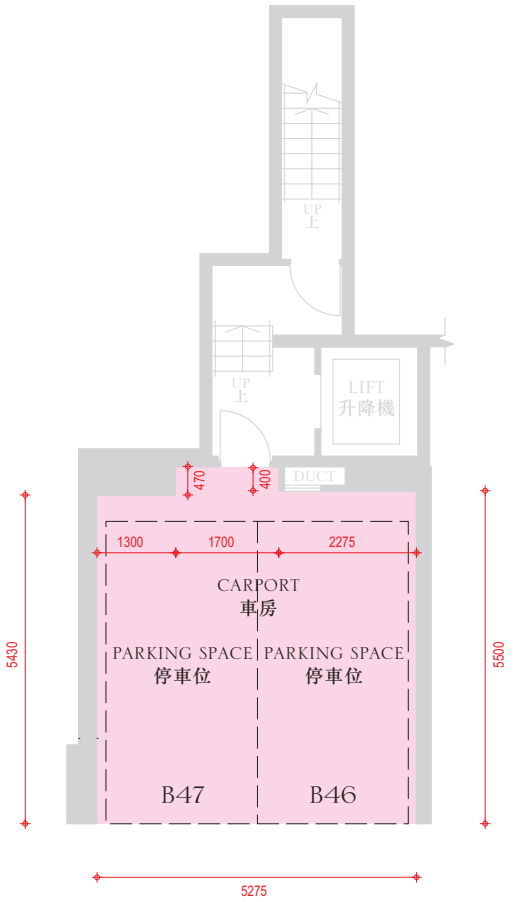

Car Park Nos. B46 and B47 for House No. 28
屋號28的B46和B47號停車位

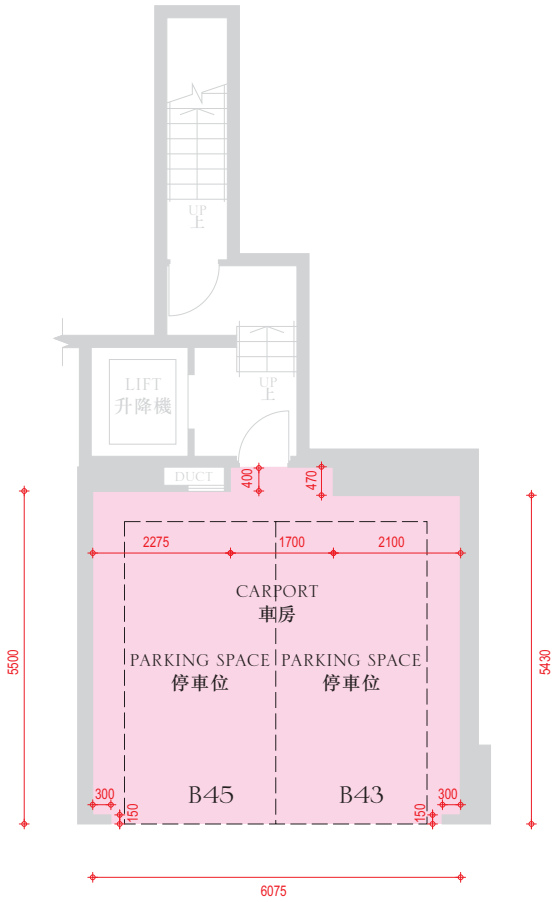

Car Park Nos. B43 and B45 for House No. 29
屋號29的B43和B45號停車位

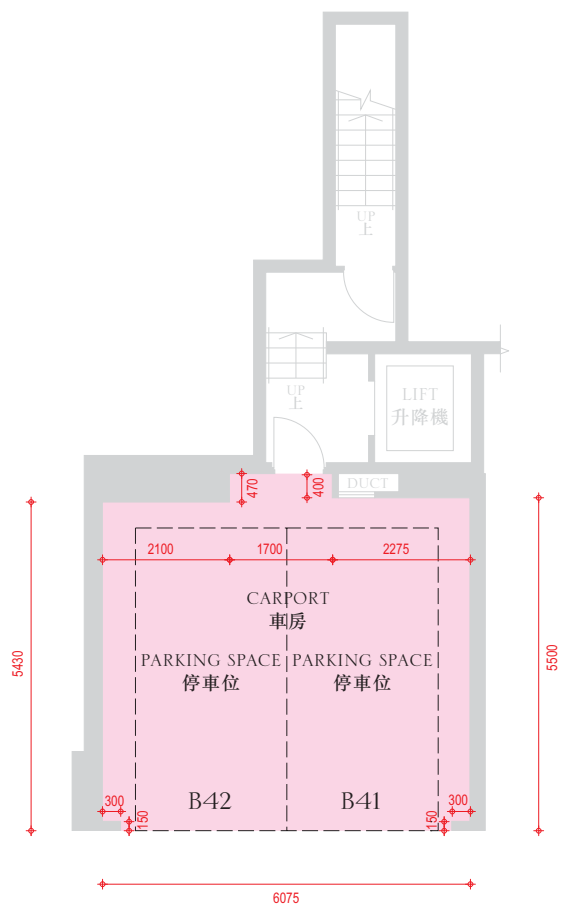

Car Park Nos. B41 and B42 for House No. 30
屋號30的B41和B42號停車位

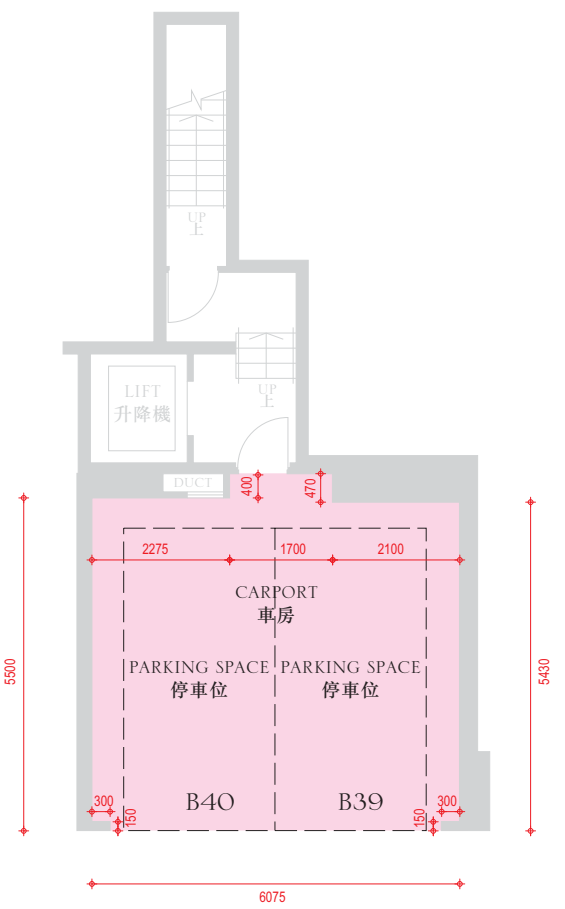

Car Park Nos. B39 and B40 for House No. 31
屋號31的B39和B40號停車位

Remark :
The dimensions in the floor plans are all structural dimensions in millimetre.
備註：
樓面平面圖之尺規所列數字為以毫米標示之建築結構尺寸。

Scale:
比例： 0 5 Metres（米）

Floor plans of parking spaces in the phase of the development
發展項目期數中的停車位的樓面平面圖

Lower Ground Floor Plan
地下低層平面圖

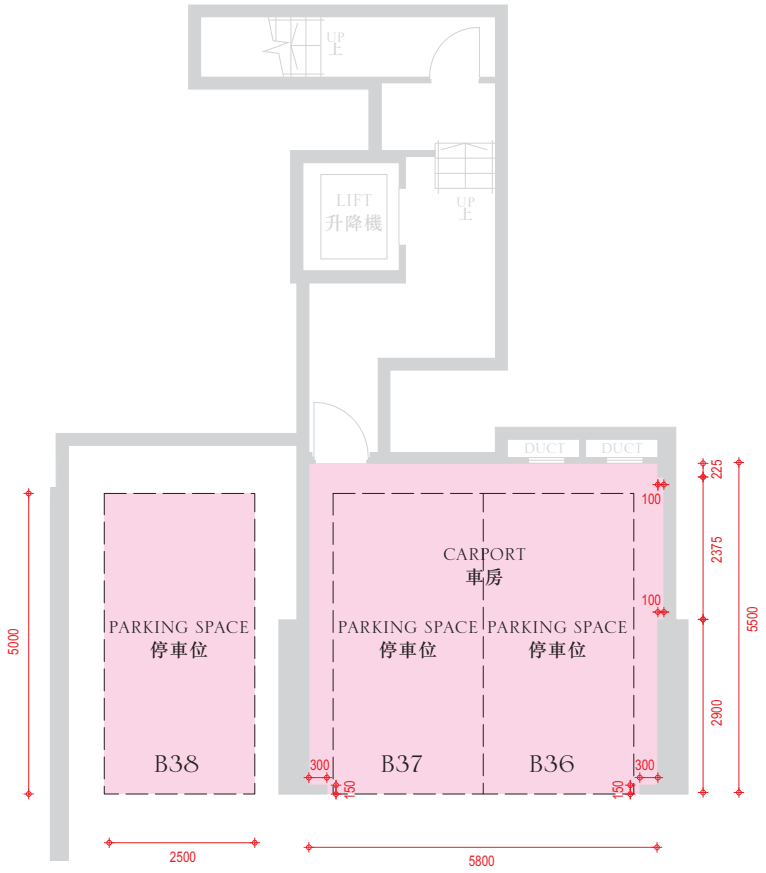

Car Park Nos. B36, B37 and B38 for House No. 32

屋號32的B36、B37及B38號停車位

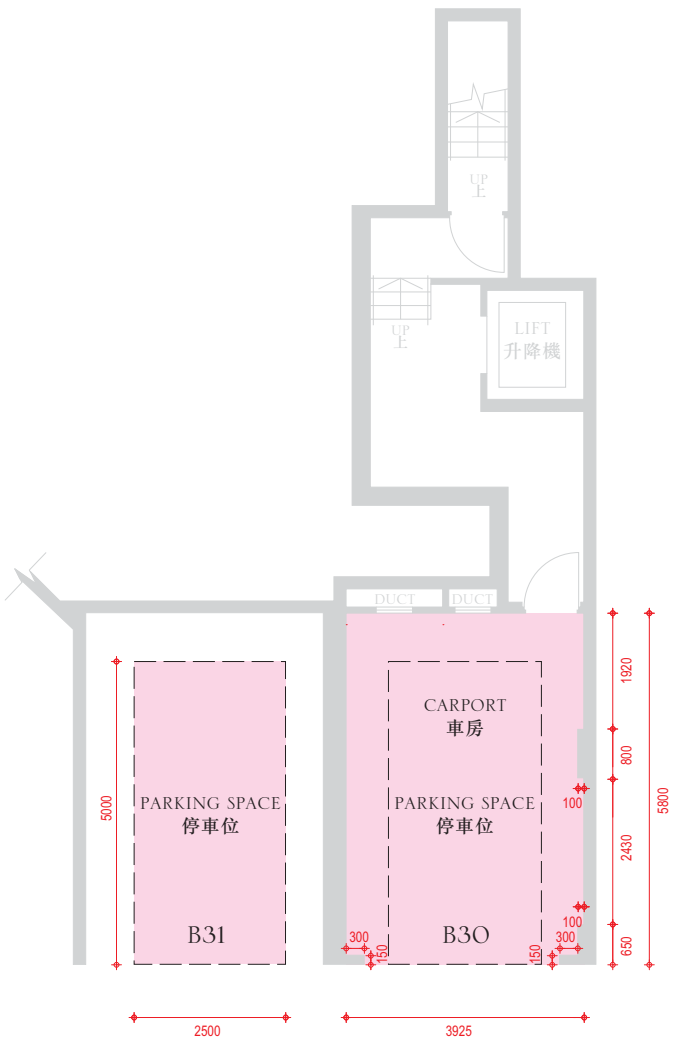

Car Park Nos. B30 and B31 for House No. 35

屋號35的B30及B31號停車位

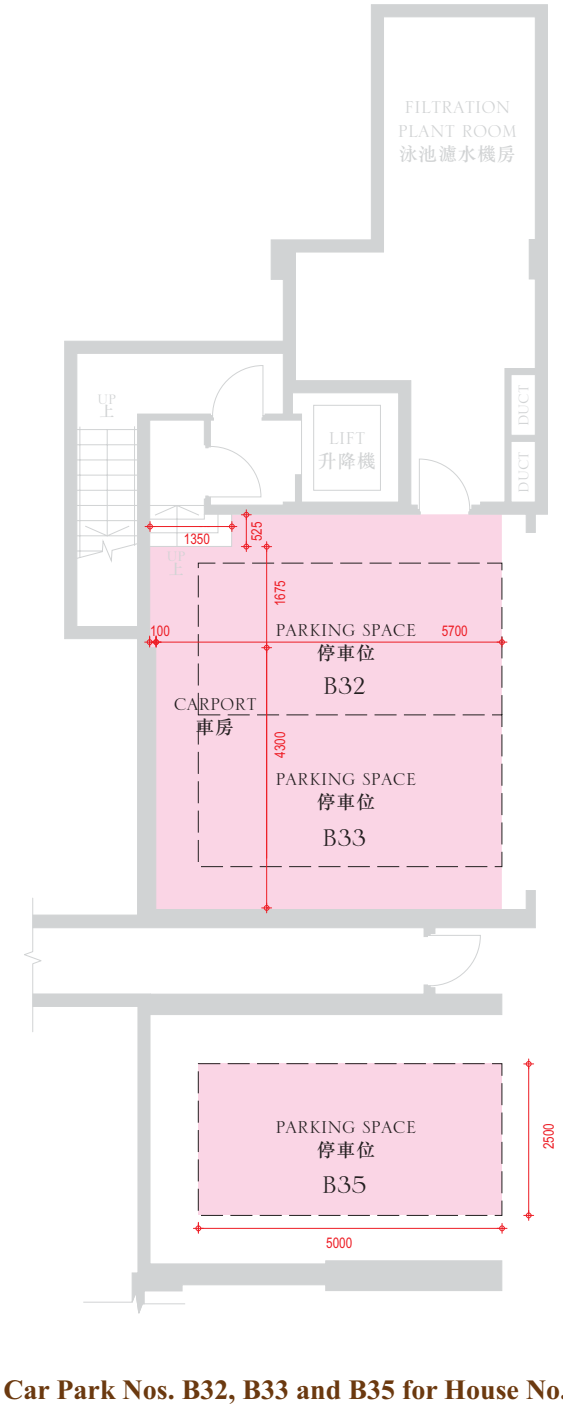

Car Park Nos. B32, B33 and B35 for House No. 33

屋號33的B32、B33及B35號停車位

Remark :
The dimensions in the floor plans are all structural dimensions in millimetre.
備註：
樓面平面圖之尺規所列數字為以毫米標示之建築結構尺寸。

Scale:
比例： 0 5 Metres（米）

Floor plans of parking spaces in the phase of the development
發展項目期數中的停車位的樓面平面圖

Lower Ground Floor Plan
地下低層平面圖

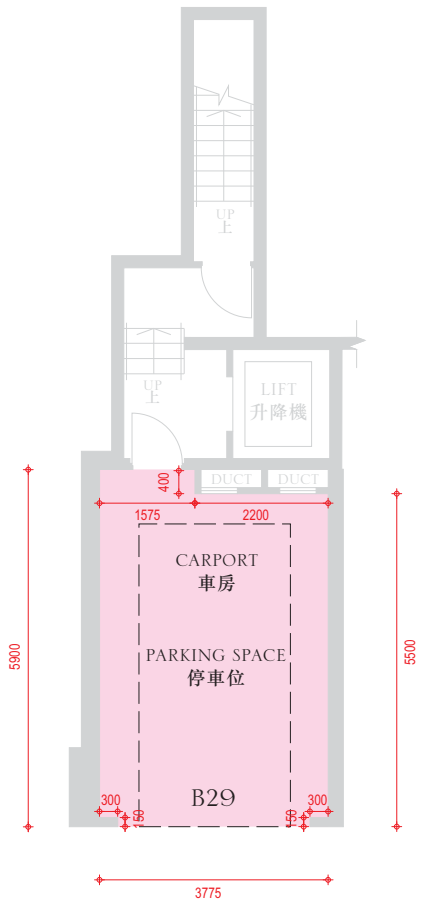

Car Park No. B29 for House No. 36
屋號36的B29號停車位

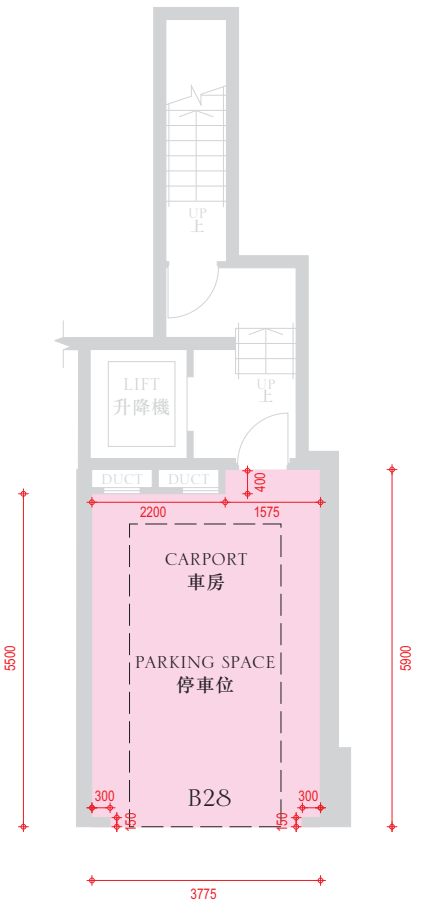

Car Park No. B28 for House No. 37
屋號37的B28號停車位

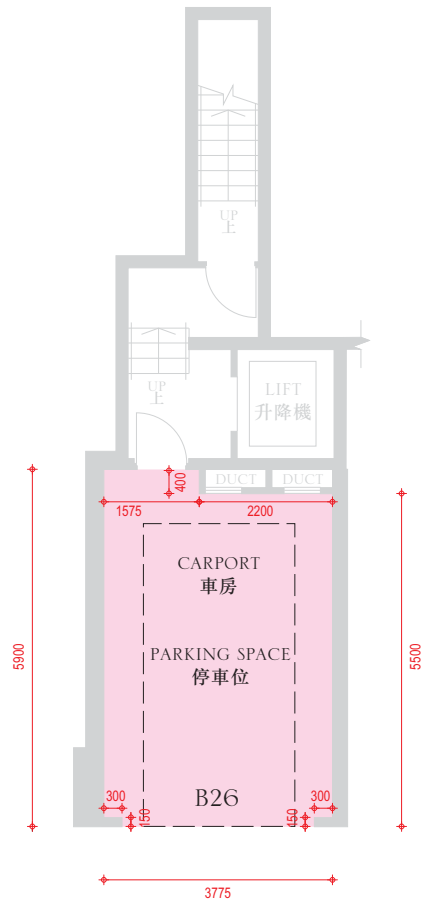

Car Park No. B26 for House No. 38
屋號38的B26號停車位

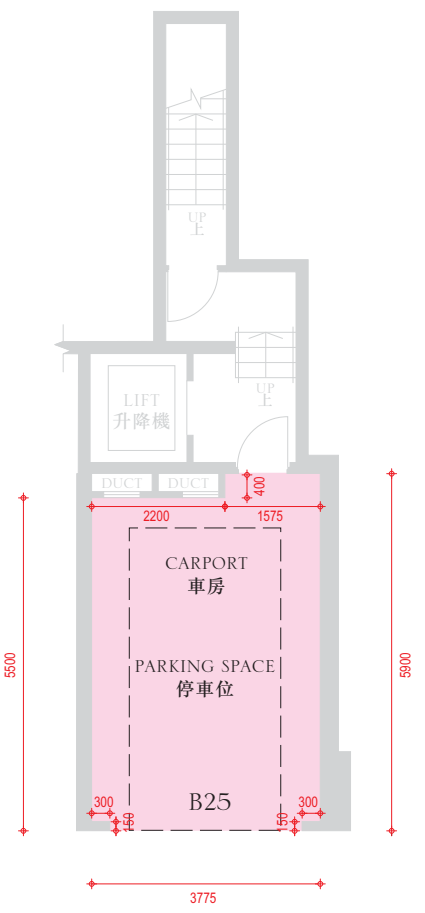

Car Park No. B25 for House No. 39
屋號39的B25號停車位

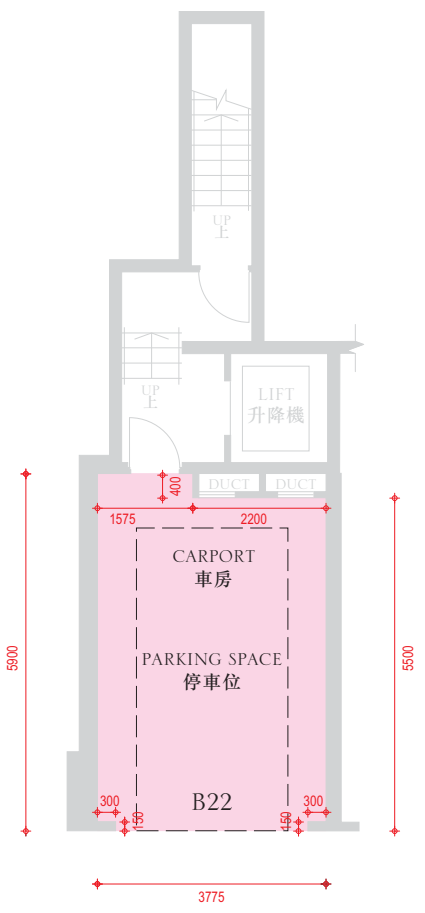

Car Park No. B22 for House No. 40
屋號40的B22號停車位

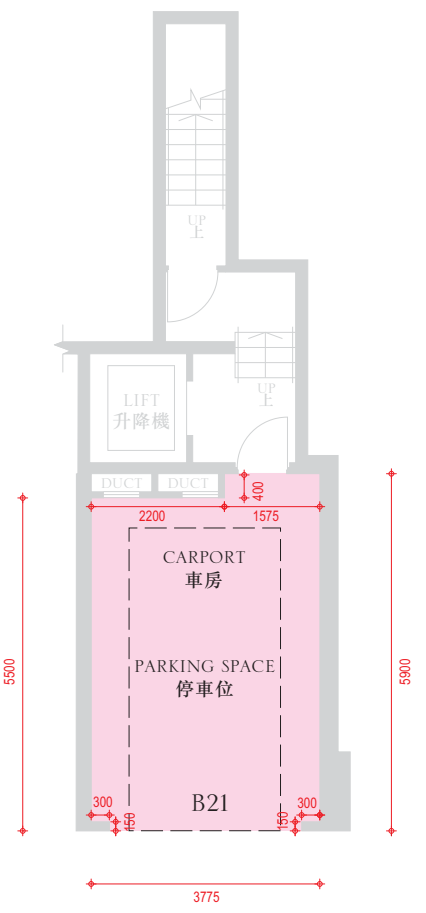

Car Park No. B21 for House No. 41
屋號41的B21號停車位

Remark :
The dimensions in the floor plans are all structural dimensions in millimetre.
備註：
樓面平面圖之尺規所列數字為以毫米標示之建築結構尺寸。

Scale:
比例： 0 5 Metres（米）

Floor plans of parking spaces in the phase of the development
發展項目期數中的停車位的樓面平面圖

Lower Ground Floor Plan
地下低層平面圖

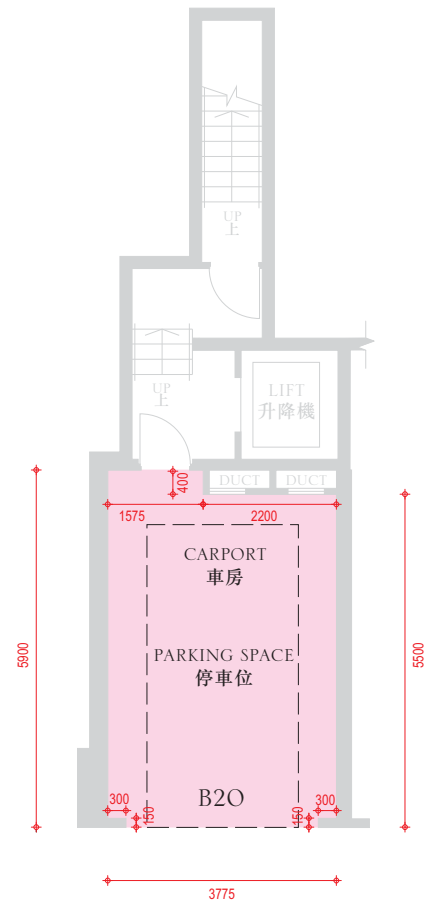

Car Park No. B20 for House No. 42
屋號42的B20號停車位

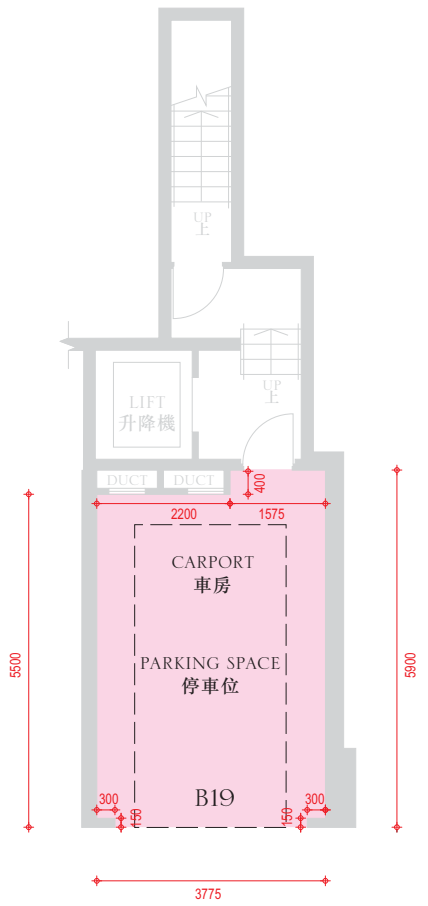

Car Park No. B19 for House No. 43
屋號43的B19號停車位

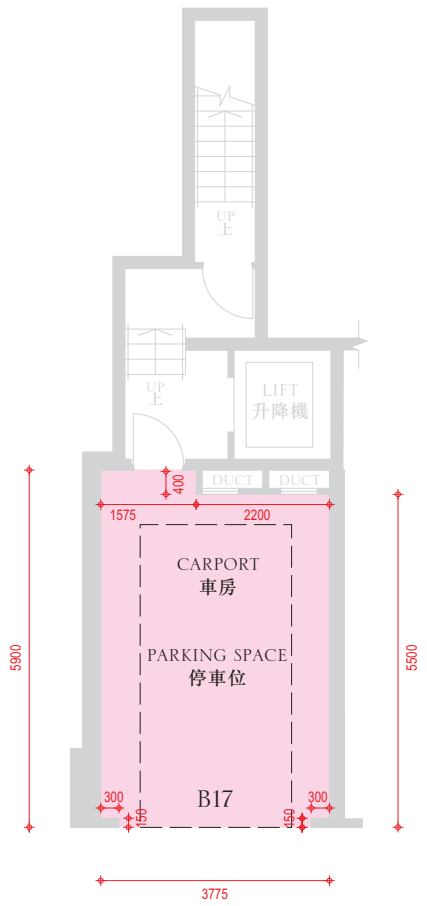

Car Park No. B17 for House No. 45
屋號45的B17號停車位

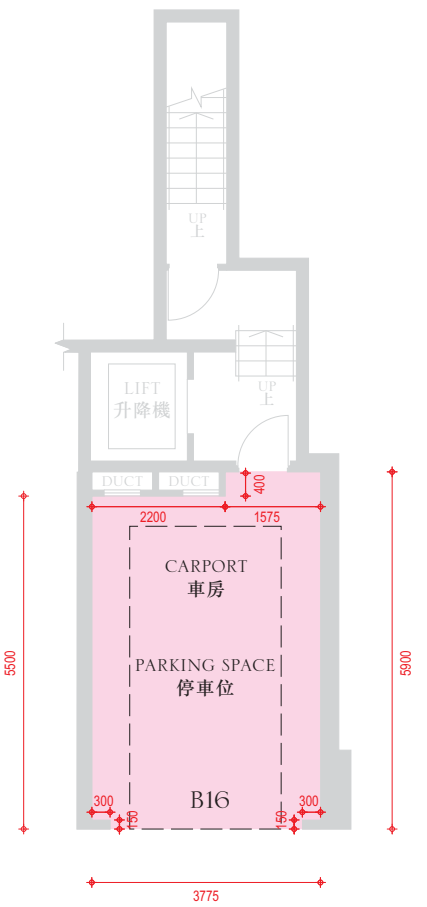

Car Park No. B16 for House No. 46
屋號46的B16號停車位

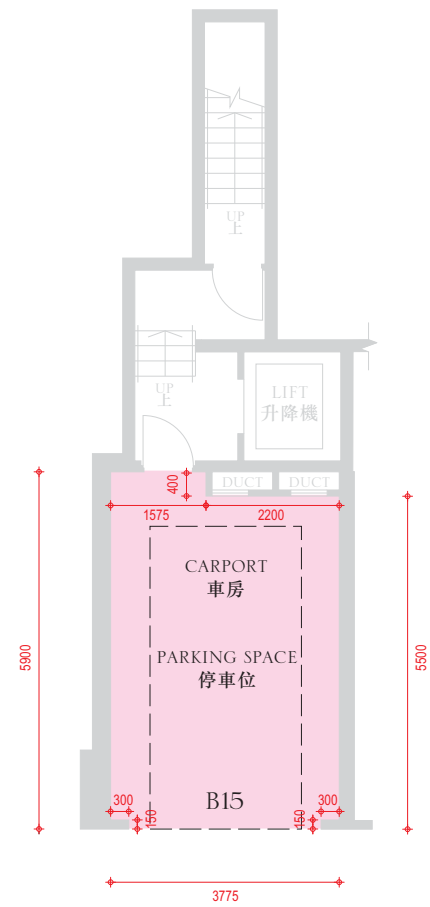

Car Park No. B15 for House No. 47
屋號47的B15號停車位

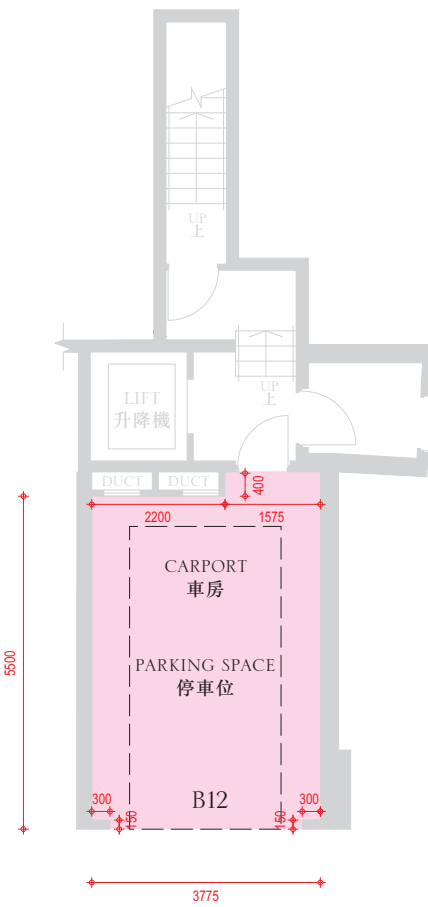

Car Park No. B12 for House No. 48
屋號48的B12號停車位

Remark :
The dimensions in the floor plans are all structural dimensions in millimetre.
備註：
樓面平面圖之尺規所列數字為以毫米標示之建築結構尺寸。

Scale:
比例： 0 5 Metres（米）

Floor plans of parking spaces in the phase of the development
發展項目期數中的停車位的樓面平面圖

Lower Ground Floor Plan
地下低層平面圖

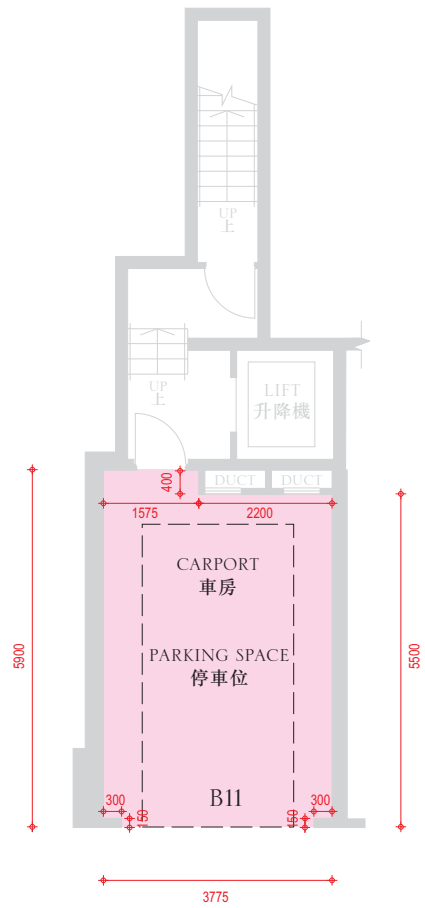

Car Park No. B11 for House No. 49
屋號49的B11號停車位

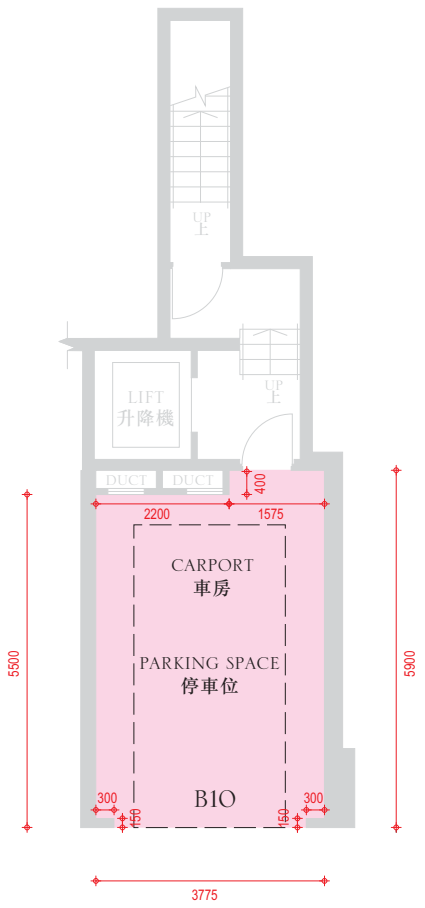

Car Park No. B10 for House No. 50
屋號50的B10號停車位

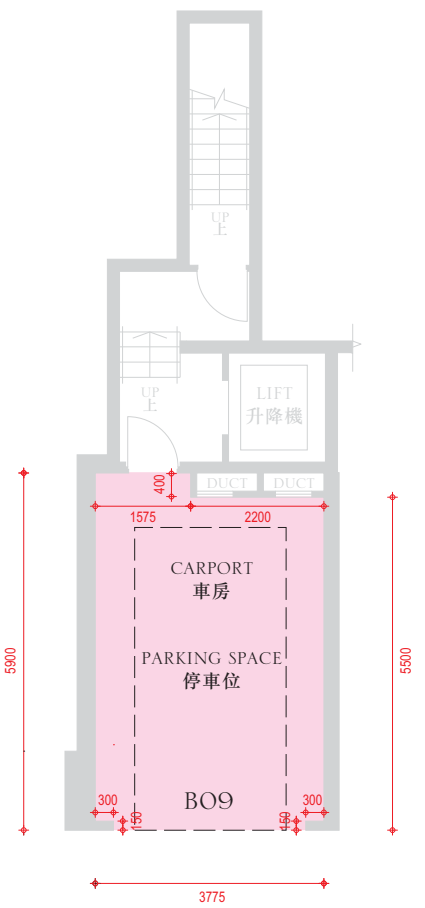

Car Park No. B09 for House No. 51
屋號51的B09號停車位

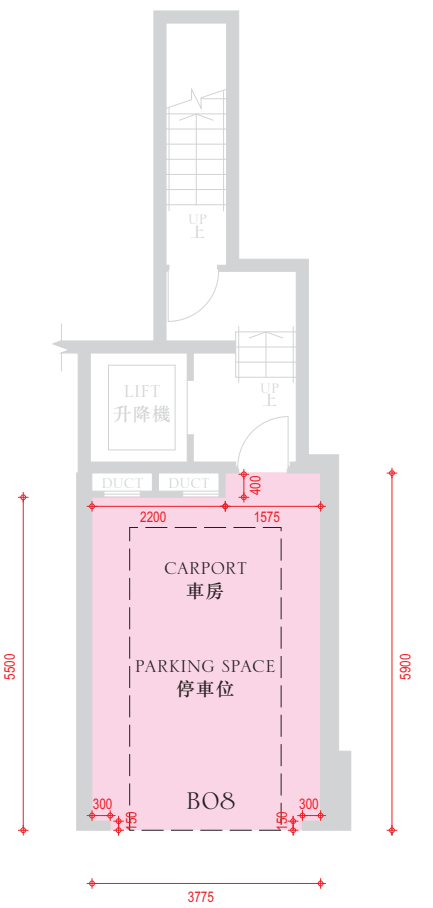

Car Park No. B08 for House No. 52
屋號52的B08號停車位

Remark :
The dimensions in the floor plans are all structural dimensions in millimetre.
備註：
樓面平面圖之尺規所列數字為以毫米標示之建築結構尺寸。

Scale:
比例： 0 5 Metres（米）

Floor plans of parking spaces in the phase of the development
發展項目期數中的停車位的樓面平面圖

Lower Ground Floor Plan
地下低層平面圖

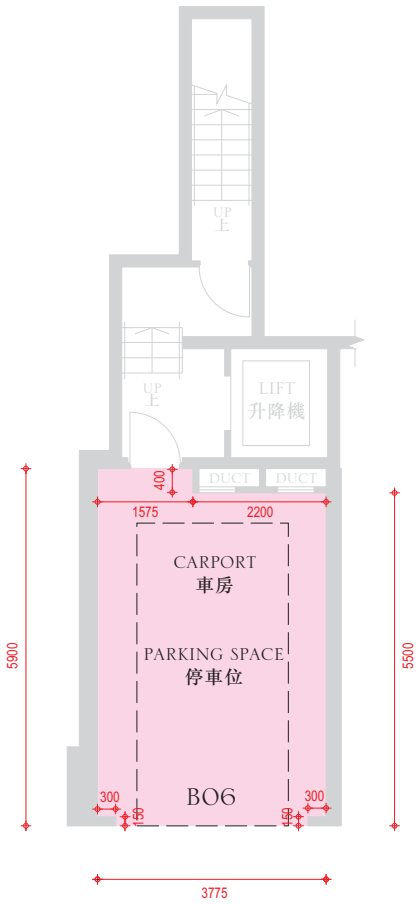

Car Park No. B06 for House No. 53
屋號53的B06號停車位

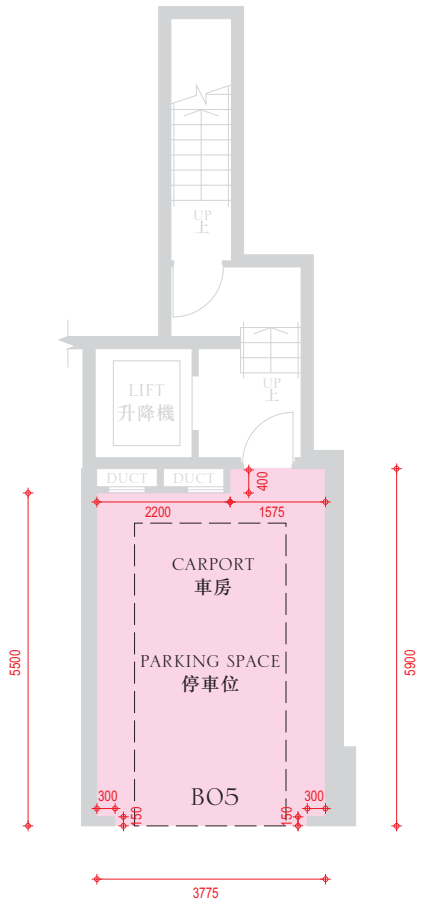

Car Park No. B05 for House No. 55
屋號55的B05號停車位

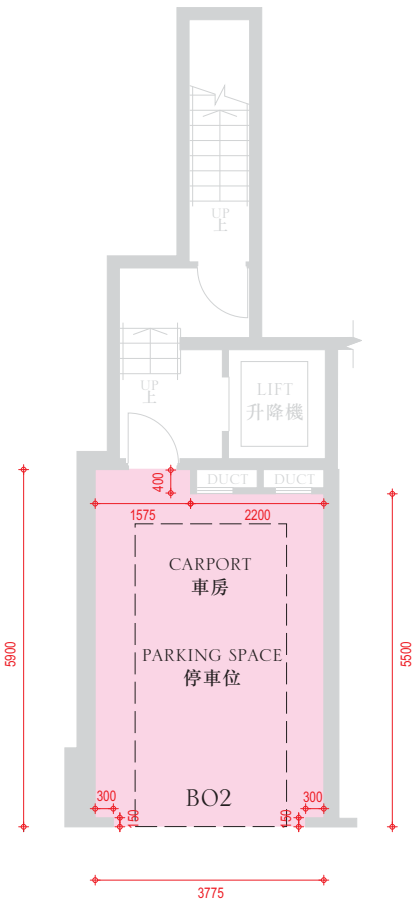

Car Park No. B02 for House No. 56
屋號56的B02號停車位

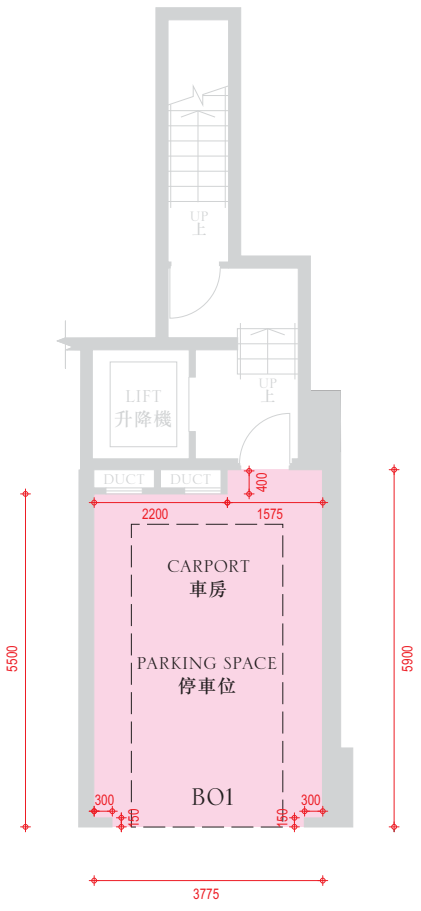

Car Park No. B01 for House No. 57
屋號57的B01號停車位

Remark :
The dimensions in the floor plans are all structural dimensions in millimetre.
備註：
樓面平面圖之尺規所列數字為以毫米標示之建築結構尺寸。

Scale:
比例： 0 5 Metres（米）

Floor plans of parking spaces in the phase of the development
發展項目期數中的停車位的樓面平面圖

Lower Ground Floor
地下低層

Number, dimensions and areas of parking spaces
停車位的數目，尺寸及面積

House No. 屋號	Number of Carport 車房數目	Dimensions of Carport 車房尺寸	Area of Carport (sq.m.) 車房面積(平方米)	Number of Parking Spaces inside the Carport as required under the Land Grant 按批地文件要求於車房內提供之停車位數目	Dimensions of each Parking Space inside the Carport as required under the Land Grant (Length x Width) (m.) 按批地文件要求於車房內提供之每個停車位的尺寸(長 x 闊)(米)	Area of each Parking Space inside the Carport as required under the Land Grant for Parking Purposes (sq.m.) 按批地文件要求於車房內提供之每個停車位的面積(平方米)
1	1	Dimensions stated and marked on the floor plans of parking spaces 尺寸述明及標明於停車位的樓面平面圖上	33.570	2 (Car Park Nos. B99 and B100) (停車位B99和B100號)	5 x 2.5	12.5
2	1		33.702	2 (Car Park Nos. B97 and B98) (停車位B97和B98號)		
3	1		43.174	2 (Car Park Nos. B95 and B96) (停車位B95和B96號)		
5	1		33.856	2 (Car Park Nos. B92 and B93) (停車位B92和B93號)		
6	1		33.856	2 (Car Park Nos. B90 and B91) (停車位B90和B91號)		
7	1		33.856	2 (Car Park Nos. B88 and B89) (停車位B88和B89號)		
8	1		36.924	2 (Car Park Nos. B86 and B87) (停車位B86和B87號)		
9	1		32.398	2 (Car Park Nos. B83 and B85) (停車位B83和B85號)		
10	1		33.856	2 (Car Park Nos. B81 and B82) (停車位B81和B82號)		
11	1		33.856	2 (Car Park Nos. B79 and B80) (停車位B79和B80號)		
12	1		33.856	2 (Car Park Nos. B77 and B78) (停車位B77和B78號)		
13	1		33.856	2 (Car Park Nos. B75 and B76) (停車位B75和B76號)		
15	1		29.602	2 (Car Park Nos. B72 and B73) (停車位B72和及B73號)		
16	1		29.602	2 (Car Park Nos. B70 and B71) (停車位B70和B71號)		

Remark :

The carport is the parking space which forms part of the House and includes the space(s) as required under the land grant for parking purposes and the manoeuvring area(s). For details, please refer to floor plans of residential properties in the Phase of the Development and floor plans of parking spaces in the Phase of the Development.

備註：

車房為構成洋房部分的停車位，包括按批地文件要求作停放車輛地方及回旋空間。詳情請參照發展項目期數的住宅物業的樓面平面圖及發展項目期數中的停車位的樓面平面圖。

Floor plans of parking spaces in the phase of the development
發展項目期數中的停車位的樓面平面圖

Lower Ground Floor
地下低層

Number, dimensions and areas of parking spaces
停車位的數目，尺寸及面積

House No. 屋號	Number of Carport 車房數目	Dimensions of Carport 車房尺寸	Area of Carport (sq.m.) 車房面積(平方米)	Number of Parking Spaces inside the Carport as required under the Land Grant 按批地文件要求於車房內提供之停車位數目	Dimensions of each Parking Space inside the Carport as required under the Land Grant (Length x Width) (m.) 按批地文件要求於車房內提供之每個停車位的尺寸(長 x 闊)(米)	Area of each Parking Space inside the Carport as required under the Land Grant for Parking Purposes (sq.m.) 按批地文件要求於車房內提供之每個停車位的面積(平方米)
17	1	Dimensions stated and marked on the floor plans of parking spaces 尺寸述明及標明於停車位的樓面平面圖上	33.856	2 (Car Park Nos. B68 and B69) (停車位B68和B69號)	5 x 2.5	12.5
18	1		33.856	2 (Car Park Nos. B66 and B67) (停車位B66和B67號)		
19	1		33.856	2 (Car Park Nos. B63 and B65) (停車位B63和B65號)		
20	1		33.856	2 (Car Park Nos. B61 and B62) (停車位B61和B62號)		
21	1		29.602	2 (Car Park Nos. B59 and B60) (停車位B59和B60號)		
22	1		33.856	2 (Car Park Nos. B57 and B58) (停車位B57和B58號)		
23	1		33.856	2 (Car Park Nos. B55 and B56) (停車位B55和B56號)		
25	1		33.856	2 (Car Park Nos. B52 and B53) (停車位B52和B53號)		
26	1		33.856	2 (Car Park Nos. B50 and B51) (停車位B50和B51號)		
27	1		33.856	2 (Car Park Nos. B48 and B49) (停車位B48和B49號)		
28	1		29.602	2 (Car Park Nos. B46 and B47) (停車位B46和B47號)		
29	1		33.856	2 (Car Park Nos. B43 and B45) (停車位B43和B45號)		
30	1		33.856	2 (Car Park Nos. B41 and B42) (停車位B41和B42號)		
31	1		33.856	2 (Car Park Nos. B39 and B40) (停車位B39和B40號)		

Remark :

The carport is the parking space which forms part of the House and includes the space(s) as required under the land grant for parking purposes and the manoeuvring area(s). For details, please refer to floor plans of residential properties in the Phase of the Development and floor plans of parking spaces in the Phase of the Development.

備註：

車房為構成洋房部分的停車位，包括按批地文件要求作停放車輛地方及回旋空間。詳情請參照發展項目期數的住宅物業的樓面平面圖及發展項目期數中的停車位的樓面平面圖。

Floor plans of parking spaces in the phase of the development
發展項目期數中的停車位的樓面平面圖

Lower Ground Floor
地下低層

Number, dimensions and areas of parking spaces
停車位的數目，尺寸及面積

House No. 屋號	Number of Carport 車房數目	Dimensions of Carport 車房尺寸	Area of Carport (sq.m.) 車房面積(平方米)	Number of Parking Spaces inside the Carport as required under the Land Grant 按批地文件要求於車房內提供之停車位數目	Dimensions of each Parking Space inside the Carport as required under the Land Grant (Length x Width) (m.) 按批地文件要求於車房內提供之每個停車位的尺寸 (長 x 闊)(米)	Area of each Parking Space inside the Carport as required under the Land Grant for Parking Purposes (sq.m.) 按批地文件要求於車房內提供之每個停車位的面積 (平方米)
32	1	Dimensions stated and marked on the floor plans of parking spaces 尺寸述明及標明於停車位的樓面平面圖上	44.548	3 (Car Park Nos. B36, B37 and B38) (停車位B36、B37及B38號)	5 x 2.5	12.5
33	1		49.061	3 (Car Park Nos. B32, B33 and B35) (停車位B32、B33及B35號)		
35	1		35.030	2 (Car Park Nos. B30 and B31) (停車位B30和B31號)		
36	1		21.303	1 (Car Park No. B29) (停車位B29號)		
37	1		21.303	1 (Car Park No. B28) (停車位B28號)		
38	1		21.303	1 (Car Park No. B26) (停車位B26號)		
39	1		21.303	1 (Car Park No. B25) (停車位B25號)		
40	1		21.303	1 (Car Park No. B22) (停車位B22號)		
41	1		21.303	1 (Car Park No. B21) (停車位B21號)		
42	1		21.303	1 (Car Park No. B20) (停車位B20號)		
43	1		21.303	1 (Car Park No. B19) (停車位B19號)		
45	1		21.303	1 (Car Park No. B17) (停車位B17號)		
46	1		21.303	1 (Car Park No. B16) (停車位B16號)		
47	1		21.303	1 (Car Park No. B15) (停車位B15號)		

Remark :
The carport is the parking space which forms part of the House and includes the space(s) as required under the land grant for parking purposes and the manoeuvring area(s). For details, please refer to floor plans of residential properties in the Phase of the Development and floor plans of parking spaces in the Phase of the Development.

備註：
車房為構成洋房部分的停車位，包括按批地文件要求作停放車輛地方及回旋空間。詳情請參照發展項目期數的住宅物業的樓面平面圖及發展項目期數中的停車位的樓面平面圖。

Floor plans of parking spaces in the phase of the development
發展項目期數中的停車位的樓面平面圖

Lower Ground Floor
地下低層

Number, dimensions and areas of parking spaces
停車位的數目，尺寸及面積

House No. 屋號	Number of Carport 車房數目	Dimensions of Carport 車房尺寸	Area of Carport (sq.m.) 車房面積(平方米)	Number of Parking Spaces inside the Carport as required under the Land Grant 按批地文件要求於車房內提供之停車位數目	Dimensions of each Parking Space inside the Carport as required under the Land Grant (Length x Width) (m.) 按批地文件要求於車房內提供之每個停車位的尺寸(長 x 闊)(米)	Area of each Parking Space inside the Carport as required under the Land Grant for Parking Purposes (sq.m.) 按批地文件要求於車房內提供之每個停車位的面積(平方米)
48	1	Dimensions stated and marked on the floor plans of parking spaces 尺寸述明及標明於停車位的樓面平面圖上	21.303	1 (Car Park No. B12) (停車位B12號)	5 x 2.5	12.5
49	1		21.303	1 (Car Park No. B11) (停車位B11號)		
50	1		21.303	1 (Car Park No. B10) (停車位B10號)		
51	1		21.303	1 (Car Park No. B09) (停車位B09號)		
52	1		21.303	1 (Car Park No. B08) (停車位B08號)		
53	1		21.303	1 (Car Park No. B06) (停車位B06號)		
55	1		21.303	1 (Car Park No. B05) (停車位B05號)		
56	1		21.303	1 (Car Park No. B02) (停車位B02號)		
57	1		21.303	1 (Car Park No. B01) (停車位B01號)		
Total	51	-	-	84	-	-

Category of parking space 停車位類別	Number 數目	Dimensions (L x W)(m.) 尺寸(長 x 闊)(米)	Area of each parking space (sq.m.) 每個停車位面積(平方米)
Residential parking space (others) 住客停車位(其他) Nos. B03, B27	2	5 x 2.5	12.5
Accessible parking space (others) 暢通易達停車位(其他) Nos. B07, B18, B23	3	5 x (2.5+1)	(12.5+5)

Remark :
The carport is the parking space which forms part of the House and includes the space(s) as required under the land grant for parking purposes and the manoeuvring area(s). For details, please refer to floor plans of residential properties in the Phase of the Development and floor plans of parking spaces in the Phase of the Development.

備註：
車房為構成洋房部分的停車位，包括按批地文件要求作停放車輛地方及回旋空間。詳情請參照發展項目期數的住宅物業的樓面平面圖及發展項目期數中的停車位的樓面平面圖。

Summary of preliminary agreement for sale and purchase
臨時買賣合約的摘要

1. A preliminary deposit of 5% is payable on the signing of the preliminary agreement for sale and purchase.
2. The preliminary deposit paid by the purchaser on the signing of that preliminary agreement will be held by a firm of solicitors acting for the owner, as stakeholders.
3. If the purchaser fails to execute the agreement for sale and purchase within 5 working days after the date on which the purchaser enters into that preliminary agreement –
    a. that preliminary agreement is terminated;
    b. the preliminary deposit is forfeited; and
    c. the owner does not have any further claim against the purchaser for the failure.

1. 在簽署臨時買賣合約時須支付款額為5%的臨時訂金。
2. 買方在簽署該臨時買賣合約時須支付的臨時訂金，會由代表擁有人行事的律師事務所以保證金保存人的身分持有。
3. 如買方沒有於訂立該臨時合約的日期之後的5個工作日內簽立買賣合約 —
    a. 該臨時合約即告終止；
    b. 有關的臨時訂金即予沒收；及
    c. 擁有人不得就買方沒有簽立買賣合約而針對買方提出進一步申索。

Summary of deed of mutual covenant
公契的摘要

1. The common parts of the Development:

(i) **"Common Areas"** means all of the Phase I Common Areas and the Phase II Common Areas.

(ii) **"Common Facilities"** means all of the Phase I Common Facilities and the Phase II Common Facilities.

(iii) **"Phase I Common Areas"** means all those areas or parts of Phase I (as defined in the DMC) of the Development (as defined in the DMC) the right to the use of which is designated in accordance with the provisions of the DMC for the common use and benefit of all the Owners (as defined in the DMC) and occupiers of the Units (as defined in the DMC) in the Development and is not given by the DMC or otherwise to the Registered Owner or the Owner of any individual Unit and is not otherwise specifically assigned and which include, without limiting the generality of the foregoing, the Non-building Area(as defined in the DMC), the Slopes and Retaining Walls (as defined in the DMC) within the Land, landscape areas, covered landscape areas, roads, footpaths, stairs, covered walkways, passageways, entrances, driveways, staircases, ramps, circulation passages, planters, emergency vehicular access, lift(s) (which do not form part of any Units) , security guard house, F. S. control room (if any), one of the Loading and Unloading Spaces (as defined in the DMC), Recreational Facilities (as defined in the DMC), the Owners' Corporation / Owners' Committee office, caretaker's quarter, external walls (excluding, for the avoidance of doubt, the external walls of, or forming part of, an individual Unit or any part thereof the exclusive use or possession of which the Owner of the individual Unit is entitled to), flat roofs (which do not form part of any Units), filtration plant room (which do not form part of any Units), F. S. pump room, lift lobbies (which do not form part of any Units), lift shafts (which do not form part of any Units), staircases, walkways, caretaker's counter, ramp and lavatories, fan room, cleansing pump room, flushing water room, irrigation pump room, telecommunications and broadcasting room, sprinkler tank, street hydrant tank, street hydrant pump room, sprinkler pump room, function area, pantry, sitting area, entrance foyer, emergency generation room, master metre room, refuse store, switch room, F. S. tank, F. S. control, guard room, landings and spaces for the picking up and setting down of passengers, areas for the installation or use of aerial broadcast distribution or telecommunications network facilities and "common parts" as defined in the Building Management Ordinance (Chapter 344 of the Laws of Hong Kong) and/or specified in Schedule 1 to the said Ordinance.

(iv) **"Phase I Common Facilities"** means all those installations and facilities in the Phase I Common Areas used in common by or installed for the common benefit of all Owners and occupiers of the Units of the Development as part of the amenities thereof and not for the exclusive benefit of the Owner or occupiers of any individual Unit and, without limiting the generality of the foregoing, including fence walls, drains, manhole, channels, water mains, water tanks, sewers, gutters, cables, wells (if any), pipes, wires, salt and fresh water intakes and mains, water tanks, fire fighting or security equipment and facilities, pumps, switches, meters, lights, refuse disposal equipment and facilities, water features, ventilation equipment and facilities, automatic traffic control system, antennae, external decorative aluminium louvres, lifts (which do not form part of any Units), installations and facilities in the lift machine rooms (which do not form part of any Units), satellite system, recreational and other facilities in the Recreational Facilities, aerial broadcast distribution or telecommunications network facilities and other apparatus equipment and facilities.

(v) **"Phase II Common Areas"** means all those areas or parts of the Reserved Development Areas the right to the use of which is to be designated in accordance with the provisions of the sub-deed(s) of mutual covenant made under the DMC for the common use and benefit of all the Owners and occupiers of the Units of the Development and is not given by the DMC, the sub-deed(s) of mutual covenant or otherwise to the Registered Owner or the Owner of any individual Unit and is not otherwise specifically assigned.

(vi) **"Phase II Common Facilities"** means all those installations and facilities in the Phase II Common Areas used in common by or installed for the common benefit of all Owners and occupiers of the Units of Development as part of the amenities thereof and not for the exclusive benefit of the Owner or occupiers of any individual Unit.

2. The number of undivided shares assigned to each residential property in Phase I of the Development:

HOUSES	No. of undivided shares
House No. 1 together with Car Park Nos. B99 and B100	325/31716
House No. 2 together with Car Park Nos. B97 and B98	366/31716
House No. 3 together with Car Park Nos. B95 and B96	384/31716
House No. 5 together with Car Park Nos. B92 and B93	411/31716
House No. 6 together with Car Park Nos. B90 and B91	404/31716
House No. 7 together with Car Park Nos. B88 and B89	404/31716
House No. 8 together with Car Park Nos. B86 and B87	469/31716
House No. 9 together with Car Park Nos. B83 and B85	456/31716
House No. 10 together with Car Park Nos. B81 and B82	402/31716
House No. 11 together with Car Park Nos. B79 and B80	402/31716
House No. 12 together with Car Park Nos. B77 and B78	402/31716
House No. 13 together with Car Park Nos. B75 and B76	403/31716
House No. 15 together with Car Park Nos. B72 and B73	401/31716
House No. 16 together with Car Park Nos. B70 and B71	403/31716
House No. 17 together with Car Park Nos. B68 and B69	410/31716
House No. 18 together with Car Park Nos. B66 and B67	407/31716
House No. 19 together with Car Park Nos. B63 and B65	405/31716
House No. 20 together with Car Park Nos. B61 and B62	404/31716
House No. 21 together with Car Park Nos. B59 and B60	400/31716
House No. 22 together with Car Park Nos. B57 and B58	404/31716
House No. 23 together with Car Park Nos. B55 and B56	405/31716
House No. 25 together with Car Park Nos. B52 and B53	405/31716
House No. 26 together with Car Park Nos. B50 and B51	405/31716
House No. 27 together with Car Park Nos. B48 and B49	404/31716
House No. 28 together with Car Park Nos. B46 and B47	400/31716
House No. 29 together with Car Park Nos. B43 and B45	404/31716
House No. 30 together with Car Park Nos. B41 and B42	404/31716
House No. 31 together with Car Park Nos. B39 and B40	403/31716
House No. 32 together with Car Park Nos. B36, B37 and B38	448/31716
House No. 33 together with Car Park Nos. B32, B33 and B35	617/31716
House No. 35 together with Car Park Nos. B30 and B31	411/31716
House No. 36 together with Car Park No. B29	370/31716
House No. 37 together with Car Park No. B28	369/31716
House No. 38 together with Car Park No. B26	368/31716
House No. 39 together with Car Park No. B25	368/31716
House No. 40 together with Car Park No. B22	367/31716
House No. 41 together with Car Park No. B21	368/31716
House No. 42 together with Car Park No. B20	370/31716
House No. 43 together with Car Park No. B19	371/31716
House No. 45 together with Car Park No. B17	373/31716
House No. 46 together with Car Park No. B16	373/31716
House No. 47 together with Car Park No. B15	370/31716
House No. 48 together with Car Park No. B12	371/31716
House No. 49 together with Car Park No. B11	368/31716
House No. 50 together with Car Park No. B10	372/31716
House No. 51 together with Car Park No. B09	375/31716
House No. 52 together with Car Park No. B08	374/31716
House No. 53 together with Car Park No. B06	372/31716
House No. 55 together with Car Park No. B05	371/31716
House No. 56 together with Car Park No. B02	371/31716
House No. 57 together with Car Park No. B01	371/31716

Remark:
There are no designations of House Nos.4, 14, 24, 34, 44 and 54.

Summary of deed of mutual covenant
公契的摘要

3. The term of years for which the manager of the Development is appointed:

   The Manager, New World Property Management Company Limited, is appointed under the DMC as the first manager to manage the Development for the initial term of TWO years until terminated in accordance with the DMC.

4. The basis on which the management expenses are shared among the owners of the residential properties in the Development:

   The Manager shall determine the amount which each Owner shall contribute towards the management expenditure in accordance with the proportion which the number of the Management Shares# allocated to his Unit bears to the total number of the Management Shares from time to time allocated to the Development.

   Note#: The number of undivided shares allocated to each of the residential properties in Paragraph 2 above is the same as the number of Management Shares allocated to each of such residential properties.

5. The basis on which the management fee deposit is fixed:

   The first Owner of each Unit shall upon the assignment of the Unit from the Vendor deposit with the Manager as security for the due payment of all amounts which may be or become payable by him under the DMC a sum equivalent to one month's monthly contribution of the management expenses.

6. The area (if any) in the Development retained by Vendor for that Vendor own use:

   "Reserved Development Areas" means all those areas or parts of the Development reserved by the Vendor for the purpose of the possible future development or any part or parts thereof.

   The Reserved Development Areas will be developed as Park Villa (Phase II).

Summary of deed of mutual covenant
公契的摘要

1. 發展項目的公用部分：

(i) **「公用地方」**統指一期公用地方和二期公用地方。

(ii) **「公用設施」**統指一期公用設施和二期公用設施。

(iii) **「一期公用地方」**指公契規定指定給予發展項目(按公契定義闡釋)全體單位(按公契定義闡釋)業主(按公契定義闡釋)和佔用人共同使用與享用，而並非根據公契或其他給予註冊業主或任何個別單位的業主和沒有特別轉讓的發展項目一期(按公契定義闡釋)的所有該等地方或部分，在不限制上述一般適用範圍下，包括非建築區域(按公契定義闡釋)，該土地內的斜坡及護土牆(按公契定義闡釋)、園藝區、有蓋園藝區、道路、行人路、樓梯、有蓋行人路、通道、入口、車道、樓梯、斜坡道、迴巡通道、花架、緊急車輛通道、升降機(並非構成任何單位之部分)、保安員室、消防控制房(如有)、其中一個裝卸區(按公契定義闡釋)、康樂設施(按公契定義闡釋)、業主立案法團/業主委員會辦事處、管理員宿舍、外牆(為免存疑，不包括個別單位業主有權獨家使用或管有任何單位或其中任何部分的外牆或其中部分)、平台(並非構成任何單位部分)、過濾機房(並非構成任何單位部分)、消防泵房、升降機門廊(並非構成任何單位部分)、升降機槽(並非構成任何單位部分)、樓梯、行人路、管理員工作枱、斜坡道及洗手間、電扇房、清潔泵房、沖廁水房、灌溉泵房、電訊及廣播室、灑水器水箱、街道消防栓水箱、街道消防栓泵房、灑水器泵房、多功能區域、食品室、休憩區、入口大堂、緊急發電機室、主儀錶室、垃圾儲放處、電掣房、消防水箱、消防控制、警衛室、乘客上落車梯台及區域、安裝或使用天線廣播分導或電訊網絡設施區域及建築物管理條例(香港法例第344章)界定及/或該條例第一附表指定的「公用地方」。

(iv) **「一期公用設施」**指在一期公用地方安裝供發展項目全體單位業主和佔用人作為便利設施共同享用，而並非供任何個別單位的業主或佔用人獨家享用的所有該等裝置及設施，在不限制上述一般適用範圍下，包括圍牆、排水渠、沙井、渠道、總水喉、水箱、污水渠、明渠、電纜、井(如有)、管道、電線、鹹水及食水進水及總喉、水箱、消防或保安設備及設施、泵、電掣、儀錶、照明、垃圾處理設備及設施、水裝飾、通風設備及設施、交通自動控制系統、天線、外裝飾鋁製百葉窗、升降機(並非構成任何單位部分)、升降機機房的裝置及設施(並非構成任何單位部分)、衛星系統、康樂設施區的康樂及其他設施、無線廣播分導或電訊網絡設施和其他裝置、設備及設施。

(v) **「二期公用地方」**指按公契訂立的公契分契指定供發展項目全體單位業主和佔用人有權共同使用與享用，而並非由公契、公契分契或其他給予註冊業主或任何個別單位業主和沒有特別轉讓的發展項目保留區域的所有該等地方或部分。

(vi) **「二期公用設施」**指在二期公用地方安裝供發展項目全體單位業主和佔用人作為便利設施共同享用，而並非供任何個別單位業主或佔用人獨家享用的所有該等裝置及設施。

2. 發展項目第一期的每個住宅物業獲分配的不分割份數之數目:

洋房	不分割份數數目
屋號1連同B99和B100號停車位	325/31716
屋號2連同B97和B98號停車位	366/31716
屋號3連同B95和B96號停車位	384/31716
屋號5連同B92和B93號停車位	411/31716
屋號6連同B90和B91號停車位	404/31716
屋號7連同B88和B89號停車位	404/31716
屋號8連同B86和B87號停車位	469/31716
屋號9連同B83和B85號停車位	456/31716
屋號10連同B81和B82號停車位	402/31716
屋號11連同B79和B80號停車位	402/31716
屋號12連同B77和B78號停車位	402/31716
屋號13連同B75和B76號停車位	403/31716
屋號15連同B72和B73號停車位	401/31716
屋號16連同B70和B71號停車位	403/31716
屋號17連同B68和B69號停車位	410/31716
屋號18連同B66和B67號停車位	407/31716
屋號19連同B63和B65號停車位	405/31716
屋號20連同B61和B62號停車位	404/31716
屋號21連同B59和B60號停車位	400/31716
屋號22連同B57和B58號停車位	404/31716
屋號23連同B55和B56號停車位	405/31716
屋號25連同B52和B53號停車位	405/31716
屋號26連同B50和B51號停車位	405/31716
屋號27連同B48和B49號停車位	404/31716
屋號28連同B46和B47號停車位	400/31716
屋號29連同B43和B45號停車位	404/31716
屋號30連同B41和B42號停車位	404/31716
屋號31連同B39和B40號停車位	403/31716
屋號32連同B36、B37及B38號停車位	448/31716
屋號33連同B32、B33及B35號停車位	617/31716
屋號35連同B30和B31號停車位	411/31716
屋號36連同B29號停車位	370/31716
屋號37連同B28號停車位	369/31716
屋號38連同B26號停車位	368/31716
屋號39連同B25號停車位	368/31716
屋號40連同B22號停車位	367/31716
屋號41連同B21號停車位	368/31716
屋號42連同B20號停車位	370/31716
屋號43連同B19號停車位	371/31716
屋號45連同B17號停車位	373/31716
屋號46連同B16號停車位	373/31716
屋號47連同B15號停車位	370/31716
屋號48連同B12號停車位	371/31716
屋號49連同B11號停車位	368/31716
屋號50連同B10號停車位	372/31716
屋號51連同B09號停車位	375/31716
屋號52連同B08號停車位	374/31716
屋號53連同B06號停車位	372/31716
屋號55連同B05號停車位	371/31716
屋號56連同B02號停車位	371/31716
屋號57連同B01號停車位	371/31716

備註：
沒有指定4、14、24、34、44及54號洋房。

Summary of deed of mutual covenant
公契的摘要

3. 發展項目的管理人的委任年期：

   按公契委任新世界物業管理有限公司為第一任管理人，負責管理發展項目，任期為初期2年，直至按公契終止其委任。

4. 發展項目住宅物業的業主分攤管理開支之基準：

   管理人將按業主單位獲分配的管理份數數目#對不時分配給發展項目的總管理份數數目之比例決定每個業主分擔管理開支的款項。

   註解#：每個住宅物業於以上第二段獲分配的不分割份數之數目相等於該住宅物業獲分配的管理份數之數目。

5. 釐定管理費按金之基準：

   每個單位的第一手業主須在他向賣方取得轉讓他的單位時向管理人支付一筆相等於管理開支每月分擔款項之一個月的金額，作為準時支付他按公契應付的一切款項的保證金。

6. 賣方保留供該賣方自用的發展項目區域(如有)：

   「預留發展地方」指賣方保留發展項目的所有該等地方或部分，作為今後可能開發的發展項目或其中任何部分。

   發展項目保留區域將被發展為柏巒(第二期)。

Summary of land grant
批地文件的摘要

A. Lot number of the land on which the Development is situated

1. The Development is situated on Lot No.2131 in Demarcation District No.121 ("the lot").

B. Term of years

2. The lot was granted under New Grant No. 4670 ("Land Grant") for a term of 50 years commencing from 26th July 2004.

C. User restrictions applicable to the lot

3. Special Condition No.(10) stipulates that:
The lot or any part thereof or any building or part of any building erected or to be erected thereon shall not be used for any purpose other than for private residential purposes.

D. Facilities that are required to be constructed and provided for the government, or for public use

Formation of the Green Area and the Green Stippled Black Area

4. Special Condition No.(5) (a) stipulates that:
The Grantee shall:
(i) within 12 calendar months from the date of the Land Grant (or such other extended periods as may be approved by the Director of Lands ("Director")), at his own expense, in such manner with such materials and to such standards, levels, alignment and design as the Director shall approve and in all respects to the satisfaction of the Director:
(I) lay and form those portions of future public roads shown coloured green and green stippled black on Plan I annexed to the Land Grant (hereinafter respectively referred to as "the Green Area" and "the Green Stippled Black Area"); and
(II) provide and construct such bridges, tunnels, over-passes, under-passes, culverts, viaducts, flyovers, pavements, roads or such other structures as the Director in his sole discretion may require (hereinafter collectively referred to as "the Green Structures")
so that building, vehicular and pedestrian traffic may be carried on the Green Area and the Green Stippled Black Area.
(ii) within 12 calendar months from the date of the Land Grant or such other extended periods as may be approved by the Director, at his own expense and to the satisfaction of the Director, surface, kerb and channel the Green Area and the Green Stippled Black Area and provide the same with such gullies, sewers, drains, fire hydrants with pipes connected to water mains, street lights, traffic signs, crash gates, street furniture and road markings as the Director may require; and
(iii) maintain at his own expense the Green Area and the Green Stippled Black Area together with the Green Structures and all structures, surfaces, gullies, sewers, drains, fire hydrants, services, street lights, traffic signs, street furniture, road markings and plant constructed, installed and provided thereon or therein to the satisfaction of the Director until such time as possession of the Green Area and the Green Stippled Black Area or such part thereof has been delivered in accordance with Special Condition No. (6)(b) hereof.

Formation of the Yellow Area and the Yellow Stippled Black Area

5. Special Condition No. 5 (b) stipulates that:
The Grantee shall:
(i) within 12 calendar months from the date of the Land Grant (or such other extended periods as may be approved by the Director), at his own expense, in such manner with such materials and to such standards, levels, alignment and design as the Director shall approve and in all respects to the satisfaction of the Director:
(I) lay and form those portions of future public roads shown coloured yellow and yellow stippled black on Plan I annexed to the Land Grant (hereinafter respectively referred to as "the Yellow Area" and "the Yellow Stippled Black Area"); and
(II) provide and construct such bridges, tunnels, over-passes, under-passes, culverts, viaducts, flyovers, pavements, roads or such other structures as the Director in his sole discretion may require (hereinafter collectively referred to as "the Yellow Structures")
so that building, vehicular and pedestrian traffic may be carried on the Yellow Area and the Yellow Stippled Black Area.
(ii) within 12 calendar months from the date of the Land Grant or such other extended periods as may be approved by the Director, at his own expense and to the satisfaction of the Director, surface, kerb and channel the Yellow Area and the Yellow Stippled Black Area and provide the same with such gullies, sewers, drains, fire hydrants with pipes connected to water mains, street lights, traffic signs, crash gates, street furniture and road markings as the Director may require.

Formation of the Green Area and the Green Stippled Black Area, the Yellow Area and the Yellow Stippled Black Area (non-fulfillment)

6. Special Condition No.5 (c) stipulates that:
In the event of the non-fulfillment of the Grantee's obligation under sub-clause (a) or (b) of this Special Condition within the prescribed period stated therein, the Government may carry out the necessary works at the cost of the Grantee who shall pay to the Government on demand a sum equal to the cost thereof, such sum to be determined by the Director whose determination shall be final and shall be binding upon the Grantee.

No compensation on works on the Green Area and the Green Stippled Black Area, the Yellow Area and the Yellow Stippled Black Area

7. Special Condition No. 5(d) stipulates that:
The Director shall have no liability in respect of any loss, damage, nuisance or disturbance whatsoever caused to or suffered by the Grantee or any other person whether arising out of or incidental to the fulfillment of the Grantee's obligations under sub-clauses (a) and (b) of this Special Condition or the exercise of the rights by the Government under sub-clause (c) of this Special Condition or otherwise, and no claim for compensation shall be made against the Government or the Director or his authorized officer by the Grantee in respect of any such loss, damage, nuisance or disturbance.

Possession of the Green Area and the Green Stippled Black Area, the Yellow Area and the Yellow Stippled Black Area

8. Special Condition No.(6) stipulates that:
(a) For the purpose only of carrying out the necessary works specified in Special Conditions Nos.(5)(a) and (5)(b) of the Land Grant, the Grantee shall be granted possession of:
(i) the Green Area and the Yellow Area on the date of the Land Grant; and
(ii) the Green Stippled Black Area and the Yellow Stippled Black Area on the date or dates to be specified by the Director in writing.
(b) The Green Area and the Green Stippled Black Area shall be re-delivered to the Government on demand and in any event shall be deemed to have been re-delivered to the Government by the Grantee on the date of a letter from the Director indicating that the General and Special Conditions of the Land Grant ("these Conditions") have been complied with to his satisfaction. The Grantee shall at all reasonable times while he is in possession of the Green Area and the Green Stippled Black Area allow free access over and along the Green Area and the Green Stippled Black Area for all Government and public vehicular and pedestrian traffic and shall ensure that such access shall not be interfered with or obstructed by the carrying out of the works whether under Special Condition No.(5) of the Land Grant or otherwise.
(c) The Yellow Area and the Yellow Stippled Black Area or any part thereof shall be re-delivered to the Government on demand and in any event shall be deemed to have been re-delivered to the Government by the Grantee on the date or dates as may be specified by the Director in writing. The Grantee shall at all reasonable times while he is in possession of the Yellow Area and the Yellow Stippled Black Area allow free access over and along the Yellow Area and the Yellow Stippled Black Area for all Government and public vehicular and pedestrian traffic and shall ensure that such access shall not be interfered with or obstructed by the carrying out of the works whether under Special Condition No.(5) of the Land Grant or otherwise.

Restriction on use of the Green Area, the Green Stippled Black Area, the Yellow Area and Yellow Stippled Black Area

9. Special Condition No.(7) stipulates that:
The Grantee shall not without the prior written consent of the Director use the Green Area, the Green Stippled Black Area, the Yellow Area or the Yellow Stippled Black Area for the purpose of storage or for the erection of any temporary structure or for any purposes other than the carrying out of the works specified in Special Condition No.(5) of the Land Grant.

Summary of land grant
批地文件的摘要

Access to the Green Area, the Green Stippled Black Area, the Yellow Area and the Yellow Stippled Black Area for inspection

10. Special Condition No.(8) of stipulates that:
    (a) The Grantee shall at all reasonable times while he is in the possession of the Green Area, the Green Stippled Black Area, the Yellow Area or the Yellow Stippled Black Area:
        (i) permit the Director, his officers, contractors and any other persons authorized by him, the right of ingress, egress and regress to, from and through the lot and the said Areas for the purpose of inspecting, checking and supervising any works to be carried out in compliance with Special Conditions Nos.(5)(a) and (5)(b) of the Land Grant and the carrying out, inspecting, checking and supervising of the works under Special Condition No.(5)(c) of the Land Grant and any other works which the Director may consider necessary in the said Areas;
        (ii) permit the Government and the relevant public utility companies authorized by the Government the right of ingress, egress and regress to, from and through the lot and the said Areas as the Government or the relevant public utility companies may require for the purpose of any works to be carried out in, upon or under the said Areas or any adjoining land including but not limited to the laying and subsequent maintenance of all pipes, wire, conduits, cable-ducts and other conducting media and ancillary equipment necessary for the provision of telephone, electricity, gas (if any) and other services intended to serve the lot or any adjoining or neighboring land or premises. The Grantee shall cooperate fully with the Government and also with the relevant public utility companies duly authorized by the Government on all matters relating to any of the aforesaid works to be carried out within the said Areas; and
        (iii) permit the officers of the Water Authority and such other persons as may be authorized by them the right of ingress, egress and regress to, from and through the lot and the said Areas as the officers of the Water Authority or such authorized persons may require for the purpose of carrying out any works in relation to the operation, maintenance, repairing, replacement and alteration of any other waterworks installations within the said Areas.
    (b) The Government shall have no liability in respect of any loss, damage, nuisance or disturbance whatsoever caused to or suffered by the Grantee or any other person arising out of or incidental to the exercise of the rights by the Government, its officers, agents, contractors, and any other persons or public utility companies duly authorized under sub-clause (a) of this Special Condition.

E. Grantee's obligation to lay, form or landscape any areas, or to construct or maintain any structures or facilities, within or outside the lot.

Formation of the Green Area and the Green Stippled Black Area

11. Special Condition No.(5)(a)(iii) of stipulates that:
    The Grantee shall maintain at his own expense the Green Area and the Green Stippled Black Area together with the Green Structures and all structures, surfaces, gullies, sewers, drains, fire hydrants, services, street lights, traffic signs, street furniture, road markings and plant constructed, installed and provided thereon or therein to the satisfaction of the Director until such time as possession of the Green Area and the Green Stippled Black Area or such part thereof has been delivered in accordance with Special Condition No.(6)(b) of the Land Grant.

Formation of the Yellow Area and the Yellow Stippled Black Area

12. Special Condition No.(5)(b)(iii) of stipulates that:
    The Grantee shall until such time as possession of the Yellow Area and the Yellow Stippled Black Area or such part thereof has been delivered in accordance with Special Condition No.(6)(c) of the Land Grant, at his own expense and in all respects to the satisfaction of the Director:
    (I) maintain the Yellow Area and the Yellow Stippled Black Area together with the Yellow Structures and all structures, surfaces, gullies, sewers, drains, fire hydrants, services, street lights, traffic signs, street furniture, road markings and plant constructed, installed and provided thereon or therein; and
    (II) fence, upkeep, maintain and repair all slopes, slope treatment works, earth-retaining structures thereon in a safe, clean and tidy condition. In the event that any landslip, subsidence or falling away occurs within the Yellow Area and the Yellow Stippled Black Area, the Grantee shall at his own expense and in all respects to the satisfaction of the Director reinstate and make good the same and any adjacent or adjoining areas which, in the opinion of the Director have been affected and shall indemnify and keep indemnified the Government its agents and contractors against all liabilities, claims, proceedings, costs, charges, expenses, demands and damages whatsoever arising out of, in connection with or incurred through or by reason of such landslip, subsidence or falling away.

Building Covenant

13. Special Condition No.(9) stipulates that:
    The Grantee shall develop the lot by the erection thereon of a building or buildings complying in all respects with the Conditions of the Land Grant and all ordinances, bye-laws and regulations relating to building, sanitation and planning which are or may at any time be in force in Hong Kong, such building or buildings to be completed and made fit for occupation on or before the 31st day of March, 2010.

Development Conditions

14. Special Condition No. (11) (a),(b),(c),(d),(e) and (f) stipulate that:
    Subject to these Conditions, upon development or redevelopment (which term refers solely to redevelopment contemplated in General Condition No.(6)) of the lot or any part thereof:
    (a) any building or buildings erected or to be erected on the lot shall in all aspects comply with the Buildings Ordinance, any regulations made thereunder and any amending legislation;
    (b) no building or buildings may be erected on the lot or any part thereof or upon any area or areas outside the lot specified in these Conditions, nor may any development or use of the lot or any part thereof, or of any area or areas outside the lot specified in these Conditions take place, which does not in all respects comply with the requirements of the Town Planning Ordinance and any amending legislation;
    (c) the total gross floor area of any building or buildings erected or to be erected on the lot shall not be less than 14,646 square metres and shall not exceed 24,410 square metres;
    (d) the total site coverage of any building or buildings erected or to be erected on the lot shall not exceed 40% of the area of the lot;
    (e) no part of any building or other structure erected or to be erected on the lot together with any addition or fitting (if any) to such building or structure may exceed the aggregate height of 15 metres above the mean formation level of the ground on which it stands (the Director's decision as to what level constitutes the mean formation level shall be final and binding upon the Grantee), provided that:
        (i) with the prior written approval of the Director, machine rooms, air-conditioning units, water tanks, stairhoods and similar roof-top structures may be erected or placed on the roof of the building so as to exceed the above height limited; and
        (ii) the Director at his sole discretion may in calculating the height of a building or structure exclude any structure or floor space referred to in Special Condition No. (54)(b)(i)(II) of the Land Grant;
    (f) (i) any building or buildings erected or to be erected on the lot shall not exceed 4 storeys including any floor or space below the level of the ground provided that the Director at his sole discretion may in calculating the number of storeys referred to in this sub-clause (f) exclude any structure or floor space referred to in Special Condition No. (54)(b)(i)(II) of the Land Grant;
        (ii) for the purpose of calculating the number of storeys referred to in sub-clause (f)(i) of this Special Condition there shall not be taken into account any floor or space at either ground level or basement level, but not both, solely or, in the opinion of the Director (whose opinion shall be final and binding on the Grantee) predominately used for the purpose of carparking or such other purposes ancillary to private residential purposes as may be approved by the Director in writing.

    For the purposes of these Conditions, the decision of the Director as to which level constitutes ground level or basement level shall be final and binding on the Grantee.

Provision of sales office and show flats

15. Special Condition No. (13) stipulates that:
    Notwithstanding the user restriction and the maximum gross floor area permitted under Special Condition Nos. (10) and (11) of the Land Grant, the Grantee may use part or parts of the building or buildings erected or to be erected on the lot in accordance with these Conditions and erect on part or parts of the lot a separate temporary structure for the purposes of a sales office and show flats and related marketing activities to facilitate the sale of the building or buildings or any part or parts thereof erected or to be erected on the lot in accordance with these Conditions, provided that the scale and period of operation of such sales office and show flats and related marketing activities shall be subject to the prior written approval of the Director and such other terms and conditions as the Director shall in his absolute discretion see fit to impose.

Recreational facilities

16. Special Condition No. (14) (a) and (b) stipulate that:
    (a) The Grantee may erect, construct and provide within the lot such recreational facilities and facilities ancillary thereto (hereinafter referred to as "the Facilities") as may be approved in writing by the Director. The type, size, design, height and disposition of the Facilities shall also be subject to the prior written approval of the Director.
    (b) The Facilities provided in accordance with sub-clause (a) of this Special Condition shall only be used by any one or more residents of the residential block or blocks erected or to be erected on the lot and their bona fide visitors and by no other person or persons whatsoever.

Landscaping

17. Special Condition No.(16)stipulates that:
    (a) The Grantee shall submit or cause to be submitted to the Director for his approval landscaping proposals indicating a landscape treatment for the lot including the planting and hard finishes of all landscape areas, slopes and retaining structures. Submission of these landscaping proposals shall be made in two stages (hereinafter referred to as "the Conceptual Submission" and "the Detailed Submission").
    (b) The Conceptual Submission shall provide basic information on the landscaping proposals including, a survey and treatment of existing trees, site layout and formation levels, conceptual form of building development and such other information as the Director may require. No building or any other works including site formation works shall be commenced on the lot or any part thereof until the Conceptual Submission has been approved in writing by the Director.
    (c) Upon written approval by the Director of the Conceptual Submission, the Grantee shall submit the Detailed Submission including schedules and drawings (at a scale of 1:200 or larger) and such other information as the Director may require giving details of the hard and soft landscaping layouts and works in accordance with the approved Conceptual Submission.
    (d) Upon development or redevelopment of the lot, the Grantee shall landscape the lot in accordance with the Conceptual Submission and the Detailed Submission as approved and no amendment, variation, alternation, modification or substitution shall be made without the prior written consent of the Director.
    (e) The Grantee shall thereafter keep and maintain the landscape works in a safe, clean, neat, tidy, functional and healthy condition all to the satisfaction of the Director.

Office accommodation for watchmen and caretakers

18. Special Condition No.(17)(a) stipulates that:
    Office accommodation for watchmen or caretakers or both may be provided within the lot subject to the following conditions:
    (i) such accommodation is in the opinion of the Director essential to the safety, security and good management of the building or buildings erected or to be erected on the lot;
    (ii) such accommodation shall not be used for any purpose other than office accommodation for watchmen or caretakers or both, who are wholly and necessarily employed on the lot; and
    (iii) the location of any such accommodation shall first be approved in writing by the Director.

Quarters for watchmen and caretakers

19. Special Condition No.(18)(a) stipulates that:
    Quarters for watchmen or caretakers of both may be provided within the lot subject to the following conditions:
    (i) such quarters shall be located in one of the blocks of residential units erected on the lot or on such other location as may be approved in writing by the Director;
    (ii) such quarters shall be provided with self-contained toilet, showering, washing and kitchen facilities; and
    (iii) such quarters shall not be used for any purpose other than the residential accommodation of watchmen or caretakers or both, who are wholly and necessarily employed within the lot.

Owner's Corporation or Owner's Committee Office

20. Special Condition No.(19)(a) stipulates that:
    One office for the use of the Owners' Corporation or the Owners' Committee may be provided within the lot provided that:
    (i) such office shall not be used for any purpose other than for meetings and administrative work of the Owners' Corporation or Owners' Committee formed or to be formed in respect of the lot and the buildings erected or to be erected thereon; and
    (ii) the location of any such office shall first be approved in writing by the Director.

Parking space

21. Special Condition No.(26)(a), (b) and (c)stipulates that:
    (a) Spaces shall be provided within the lot to the satisfaction of the Director for the parking of motor vehicles (hereinafter referred to as "the Residential Parking Spaces") at the rate of 1.5 space for every residential unit in the building or buildings erected or to be erected on the lot.
    (b) Notwithstanding sub-clause (a) of this Special Condition, the Grantee may increase or reduce the total number of the Residential Parking Spaces provided on the lot by not more than 5 percent or 50 in number (whichever is the less) of the number calculated in accordance with the said sub-clause.
    (c) Each of the Residential Parking Spaces provided shall occupy an area of 2.5 metres in width and 5.0 metres in length with a minimum headroom of 2.4 metres. Such spaces shall not be used for any purpose other than for the parking of motor vehicles licensed under the Road Traffic Ordinance and belonging to the residents of the building or buildings erected or to be erected on the lot and their bona fide guests, visitors or invitees and in particular the said space shall not be used for the storage, display or exhibiting of motor vehicles for sale or otherwise.

Loading and unloading requirements

22. Special Condition No.(26)(d) stipulates that:
    Two spaces at the locations to be determined by the Director shall be provided within the lot to the satisfaction of the Director for the loading and unloading of motor vehicles. The spaces so provided shall each measure 3.5 metres x 11.0 metres with a minimum headroom of 4.7 metres. The spaces so provided shall not be used for any purpose other than for the loading and unloading of motor vehicles licensed under the Road Traffic Ordinance in connection with the building or buildings erected or to be erected on the lot and in particular the said spaces shall not be used for the storage, display or exhibiting of motor vehicles for sale or otherwise.

Anchor Maintenance

23. Special Condition No.(35) stipulates that:
    Where prestressed ground anchors have been installed, upon development or redevelopment of the lot or any part thereof, the Grantee shall at his own expense carry out regular maintenance and regular monitoring of the prestressed ground anchors throughout their service life to the satisfaction of the Director and shall supply to the Director such reports and information on all such monitoring works as the Director may from time to time in his absolute discretion require. If the Grantee shall neglect or fail to carry out the required monitoring works, the Director may forthwith execute and carry out the monitoring works and the Grantee shall on demand repay to the Government the cost thereof.

F. Lease conditions that are onerous to a purchaser

Surrender

24. Special Condition No.(1)(b) stipulates that:
    The Grantee acknowledges that a Deed of Grant of Right of Way Memorial No. 572242 and a Deed of Grant of Wayleave Memorial No. 572243 (hereinafter collectively referred to as "Incumbrances") were registered at the Yuen Long New Territories Land Registry against some of the old lots described in the Second Schedule to the Land Grant.

25. Special Condition No.1(c) stipulates that:
    The Grantee acknowledges and agrees that the lot is granted subject to the rights and obligations set out in the Incumbrances (insofar as the same are valid and subsisting) which shall, notwithstanding the acceptance by the Government of the surrender of the old lots pursuant the sub-clause (a) of this Special Condition, remain in full force and effect and binding on the Grantee as if they had been registered against the lot. The Grantee shall indemnify and keep indemnified the Government from and against all liabilities, claims, costs, actions and demands whatsoever arising whether directly or indirectly out of or in connection with the Incumbrances.

Summary of land grant
批地文件的摘要

Preservation of trees

26. Special Condition No.(15) stipulates that:
No tree growing on the lot or adjacent thereto shall be interfered with without the prior written consent of the Director who may, in granting consent, impose such conditions as to transplanting, compensatory landscaping or replanting as he may deem appropriate.

Restriction on alienation of residential parking spaces

27. Special Condition No.(27) stipulates that:
(a) The Residential Parking Spaces (excluding the Visitors Spaces) provided within the lot in accordance with sub-clause (a) and (b) of Special Condition No.(26) of the Land Grant shall not be used for any purpose other than for the purpose set out in sub-clause (c) of Special Condition No.(26) of the Land Grant and shall be designated as such on the approved car park layout plan referred to in Special Condition No.(28) of the Land Grant.
(b) The Residential Parking Spaces (excluding the Visitors Spaces) shall not be:
(i) assigned except
(I) together with undivided shares in the lot giving the right of exclusive use and possession of a residential unit or units in the building or buildings erected or to be erected on the lot or
(II) to a person who is already the owner of undivided shares in the lot with the right of exclusive use and possession of a residential unit or units in the building or buildings erected or to be erected on the lot; or
(ii) underlet except to residents of the residential units in the building or buildings erected or to be erected on the lot.
provided that in any event not more than three of the Residential Parking Spaces (excluding the Visitors Spaces) shall be assigned or underlet to the owner or resident of any one residential unit.

Cutting away

28. Special Condition No.(33) stipulates that:
(a) Where there is or has been any cutting away, removal or setting back of any land, or any building up or filling in or any slope treatment works of any kind whatsoever, whether with or without the prior written consent of the Director, either within the lot or on any Government land, which is or was done for the purpose of or in connection with the formation, levelling or development of the lot or any part thereof or any other works required to be done by the Grantee under these Conditions, or for any other purpose, the Grantee shall at his own expense carry out and construct such slope treatment works, retaining walls or other support, protection, drainage or ancillary or other works as shall or may then or at any time thereafter be necessary to protect and support such land within the lot and also any adjacent or adjoining Government or leased land and to obviate and prevent any falling away, landslip or subsidence occurring thereafter. The Grantee shall at all times during the term hereby agreed to be granted maintain at his own expense the said land, slope treatment works, retaining walls or other support, protection, drainage or ancillary or other works in good and substantial repair and condition to the satisfaction of the Director.
(b) Nothing in sub-clause(a) of this Special Condition shall prejudice the Government's rights under the Conditions of the Land Grant, in particular Special Condition No.(32) of the Land Grant.
(c) In the event that as a result of or arising out of any formation, leveling, development or other works done by the Grantee or owing to any other reason, any falling away, landslip or subsidence occurs at any time, whether in or from any land, within the lot or from any adjacent or adjoining Government or leased land, the Grantee shall at his own expense reinstate and make good the same to the satisfaction of the Director and shall indemnify the Government its agents and contractors from and against all costs, charges, damages, demands and claims whatsoever which shall or may be made, suffered or incurred through or by reason of such falling away, landslip or subsidence.
(d) In addition to any other rights or remedies herein provided for breach of any of the Conditions of the Land Grant, the Director shall be entitled by notice in writing to call upon the Grantee to carry out, construct and maintain the said land, slope treatment works, retaining walls, or other support, protection, and drainage or ancillary or other works or to reinstate and make good any falling away, landslip or subsidence, and if the Grantee shall neglect or fail to comply with the notice to the satisfaction of the Director within the period specified therein, the Director may forthwith execute and carry out any necessary works and the Grantee shall on demand repay to the Government the cost thereof, together with any administrative or professional fees and charges.

No rock crushing

29. Special Condition No.(34) stipulates that:
No rock crushing plant shall be permitted on the lot.

Anchor Maintenance

30. Special Condition No.(35) stipulates that:
Where prestressed ground anchors have been installed, upon development or redevelopment of the lot or any part thereof, the Grantee shall at his own expense carry out regular maintenance and regular monitoring of the prestressed ground anchors throughout their service life to the satisfaction of the Director and shall supply to the Director such reports and information on all such monitoring works as the Director may from time to time in his absolute discretion require. If the Grantee shall neglect or fail to carry out the required monitoring works, the Director may forthwith execute and carry out the monitoring works and the Grantee shall on demand repay to the Government the cost thereof.

Spoil or debris

31. Special Condition No.(36) stipulates that:
(a) In the event of spoil or debris from the lot or from other areas affected by any development of the lot being eroded and washed down onto public lanes or roads or into road-culverts, foreshore or seabed, sewers, storm-water drains or nullahs, or other Government properties, the Grantee shall be held responsible and shall at his own expense remove the spoil and debris from and make good any damage done to the public lanes or roads or road-culverts, sewers, storm-water drains or nullahs, foreshore or seabed or other Government properties. The Grantee shall indemnify the Government against all actions, claims and demands arising out of any damage or nuisance to private property caused by such erosion and washing down.
(b) Notwithstanding sub-clause (a) of this Special Condition the Director may (but is not obliged to), upon the written request of the Grantee and at the cost of the Grantee, remove the spoil and debris from and make good any damage done to the public lanes or roads or road-culverts, sewers, storm-water drains or nullahs, foreshore or seabed or other Government properties referred to in the said sub-clause (a).

Utility services

32. Special Condition No.(38) stipulates that:
The Grantee shall take or cause to be taken all proper and adequate care, skill and precautions at all times and particularly during any construction, maintenance, renewal or repair work to avoid doing any damage to any Government or other existing drain, waterway or watercourse (including water main), footpath, sewer, nullah, pipe, cable, wire, utility service or any other works or installations (all together hereinafter referred to as "the Works and Services") being or running upon, over, under or adjacent to the lot, the Green Area, the Green Stippled Black Area, the Yellow Area and the Yellow Stippled Black Area or any part of the lot or the said Areas, provided that the Grantee before carrying out any such work as aforesaid shall make or cause to be made such proper search and enquiry as may be necessary to ascertain the present position and levels of any of the Works and Services, and shall submit his proposals for dealing with any of the Works and Services in writing to the Director for his approval in all respects, and shall not carry out any work whatsoever until the Director shall have given his written approval to the works and to such proposals aforesaid, and shall comply with any requirement of the Director in respect of the Works and Services, and shall bear the cost of meeting such requirements including the cost of any necessary diversion, relaying or reinstatement, and except as provided in Special Condition No.(44) of the Land Grant shall at his own expense in all respects repair, make good and reinstate to the satisfaction of the Director any damage or disturbance caused to the surface of the lot, the Green Area, the Green Stippled Black Area, the Yellow Area and the Yellow Stippled Black Area or any part of the lot or the said Areas, or any of the Works and Services running on, over, under or adjacent to the lot, the Green Area, the Green Stippled Black Area, the Yellow Area and the Yellow Stippled Black Area or any part of the lot or the said Areas, in any manner arising out of any such construction, maintenance, renewal or repair work. If the Grantee fails to carry out any such necessary diversion, relaying, repairing, making good and reinstatement of the lot, the Green Area, the Green Stippled Black Area, the Yellow Area and the Yellow Stippled Black Area or any part of the lot or the said Areas or of any of the Works and Services to the satisfaction of the Director, he, the Director, may carry out any such diversion, relaying, repairing, reinstatement or making good as he considers necessary and the Grantee shall pay to the Government on demand the cost of such works.

Summary of land grant
批地文件的摘要

Damage to public roads

33. Special Condition No.(40) stipulates that:
    (a) The Grantee shall at his own expense and to the satisfaction of the Director make good any damage done to adjoining public roads including street furniture by the Grantee, his contractors or sub-constructors or his or their workmen or vehicles or by any spoil from the lot.
    (b) Notwithstanding sub-clause (a) of this Special Condition the Director may (but is not obliged to), upon the written request of the Grantee and at the cost of the Grantee, make good any damage done to the adjoining public roads including street furniture referred to in the said sub-clause (a).

Construction of drains and channels

34. Special Condition No.(43) stipulates that:
    The Grantee shall construct and maintain at his own expense and to the satisfaction of the Director such drains and channels, whether within the boundaries of the lot or on Government land, as the Director may consider necessary to intercept and convey into the nearest stream-course, catchpit, channel or storm-water drain all storm-water or rain-water falling or flowing on to the lot, and the Grantee shall be solely liable for and shall indemnify the Government and its officers from and against all actions, claims and demands arising out of any damage or nuisance caused by such storm-water or rain-water.

Damage to nullahs etc.

35. Special Condition No.(44) stipulates that:
    (a) Any damage or obstruction caused by the Grantee, his servants or agents to any nullah, sewer, storm-water drain or water main within or adjoining the lot shall be made good by the Government at the cost of the Grantee, and the amount due in respect thereof shall be paid on demand to the Government by the Grantee.
    (b) Notwithstanding sub-clause (a) of this Special Condition, the Grantee shall, at the request of the Director, make good such damage or obstruction as specified by the Director at his own expense and in all respects to the satisfaction of the Director.

Connecting drains and sewers

36. Special Condition No.(45) stipulates that:
    The works of connecting any drains and sewers from the lot to the Government storm-water drains and sewers, when laid and commissioned, may be carried out by the Director who shall not be liable to the Grantee for any loss or damage thereby occasioned and the Grantee shall pay to the Government on demand the cost of such connection works. Alternatively, the said connection works may be constructed by the Grantee at his own expense to the satisfaction of the Director and in such case any section of the said connection works which is constructed in Government land shall upon demand be handed over by the Grantee to the Government for future maintenance thereof at the expense of the Government and the Grantee shall pay to the Government on demand the cost of the technical audit in respect of the said connection works.

Access for fire Services appliances and personnel

37. Special Condition No.(50) stipulates that:
    Throughout the term agreed by the Land Grant to be granted:
    (a) the Grantee shall at his own expense and to the satisfaction of the Director of Fire Services :
        (i) provide suitable means of access for the passage of Fire Services appliances and Fire Services personnel to any building or buildings, structure or structures erected or placed or to be erected or placed on the lot;
        (ii) at all times permit such Fire Services personnel and Fire Services appliances the free and uninterrupted use of such means of access; and
        (iii) maintain such means of access and keep the same free from obstruction; and
    (b) the Grantee shall permit the Director of Fire Services, his officers, servants or agents at all reasonable times with or without notice to enter upon the lot or any part thereof or any building or buildings, structure or structures or any part thereof erected or placed or to be erected or placed thereon for the purpose of inspecting the same so as to ensure that the requirements referred to in sub-clause (a) of this Special Condition have been complied with.

Provision of fire service installations and equipment

38. Special Condition No.(51) stipulates that:
    The Grantee shall at his own expense and to the satisfaction of the Director of Fire Services provide fire hydrants, fire fighting appliances, water pumping connections and such other fire services installations and equipment (as defined in the Fire Services Ordinance as the Director of Fire Services in his sole discretion shall require within the lot (or, subject to the prior written consent and approval of the Director, on any adjacent or adjoining Government land) and within any building or buildings erected or to be erected thereon at such point or points as the Director of Fire Services may require. The Grantee shall maintain at his own expense the said fire hydrants, fire fighting appliances, water pumping connections and such other fire service installations and equipment in good condition and to the satisfaction of the Director of Fire Services.

Summary of land grant
批地文件的摘要

A. 發展項目所位於的土地的地段編號

1. 發展項目位於丈量約份第121約第2131號地段(「該地段」)。

B. 租期

2. 該地段租期按新批租契第4670號(「批地文件」)由2004年7月26日起計50年。

C. 適用於該地段的用途限制

3. 特別條款第(10)條規定：
該地段或其中任何部分或在其上已建或擬建的任何建築物或任何建築物部分不得用作私人住宅用途之外的其他用途。

D. 按規定須興建並提供予政府或供公眾使用的設施

構建綠色區域及綠色加黑點區域

4. 特別條款第(5)(a)條規定：
承授人須：
(i) 從批地文件之日起12個曆月內(或地政總署署長(「署長」)可批准的其他延長期限內)按署長批准的方式、材料、標準、水平、定線及設計自行出資進行下列工程，在一切方面使署長滿意：
(I) 在批地文件附錄的圖則I上用綠色和綠色加黑點顯示之部分鋪設及構建未來公共道路(以下分別稱為「綠色區域」和「綠色加黑點區域」)；及
(II) 提供與修建署長可自行酌情要求的橋樑、隧道、立交橋、地下通道、暗渠、高架橋、天橋、行人路、道路或其他構築物(以下統稱「綠色構築物」)。
以便在綠色區域和綠色加黑點區域進行建築、車輛及行人交通。
(ii) 從批地文件之日起12個曆月內或署長可批准的其他延長期限內自行出資鋪設、圍欄及引導綠色區域和綠色加黑點區域，並於其提供署長可要求的明渠、污水渠、排水渠、消防栓(其管道連接至總水喉)、街燈、交通標誌、防撞閘、街道設施及道路標記，使署長滿意；及
(iii) 自行出資保養綠色區域、綠色加黑點區域、綠色構築物及在其上或其內建築、安裝及提供的一切構築物、路面、明渠、污水渠、排水渠、消防栓、服務設施、街燈、交通標誌、街道設施、路標及植物，使署長滿意，直至按批地文件特別條款第(6)(b)條移交綠色區域、綠色加黑點區域或其中任何部分的管有權。

構建黃色區域及黃色加黑點區域

5. 特別條款第(5)(b)條規定：
承授人須
(i) 從批地文件之日起12個曆月內(或署長可批准的其他延長期限內)按署長批准的方式、材料、標準、水平、定線及設計自行出資進行下列工程，在一切方面使署長滿意：
(I) 在批地文件附錄的圖則I上用黃色和黃色加黑點顯示之部分鋪設及構建未來公共道路(以下分別稱為「黃色區域」和「黃色加黑點區域」)；及
(II) 提供與修建署長可自行酌情要求的橋樑、隧道、立交橋、地下通道、暗渠、高架橋、天橋、行人路、道路或其他構築物(以下統稱「黃色構築物」)。
以便在黃色區域和黃色加黑點區域進行建築、車輛及行人交通。
(ii) 從批地文件之日起12個曆月內或署長可批准的其他延長期限內自行出資鋪設、圍欄及引導黃色區域和黃色加黑點區域，並於其提供署長可要求的其他明渠、污水渠、排水渠、消防栓(其管道連接至總水喉)、街燈、交通標誌、防撞閘、街道設施及道路標記，使署長滿意。

(不履行)構建綠色區域及綠色加黑點區域,黃色區域及黃色加黑點區域

6. 特別條款第(5)(c)條規定：
倘若承授人未能按本特別條款第(a)或(b)分條規定在其指定的時期內履行他的責任，政府可以進行必要的工程，費用由承授人承擔。承授人須在要求時向政府支付相等於工程費用的款項，該款項由署長決定，署長的決定為最終並對承授人有約束力。

綠色區域及綠色加黑點區域,黃色區域及黃色加黑點區域的工程的不索償

7. 特別條款第(5)(d)條規定：
署長對承授人履行本特別條款第(a)及(b)分條規定他的責任或政府行使本特別條款第(c)項的權利或其他原因造成或引致承授人或其他任何人士蒙受任何損失、損害、滋擾或干擾毋須承擔任何責任。承授人不得就上述任何損失、損害、滋擾或干擾向政府或署長或他授權的官員要求索償。

綠色區域及綠色加黑點區域,黃色區域及黃色加黑點區域的管有權

8. 特別條款第(6)條規定：
(a) 僅為了進行批地文件特別條款第5(a)及5(b)條指定的必要工程，承授人獲授權管有
(i) 在批地文件之日，綠色區域和黃色區域；及
(ii) 在署長書面指定的日期，綠色加黑點區域和黃色加黑點區域。
(b) 綠色區域和綠色加黑點區域須在要求時重新交還給政府。在任何情況下在署長發出信件說明批地文件的一般及特別條款(「此等條款」)均已履行使他滿意之日，即視為承授人已重新交還該等區域給政府。承授人在管有綠色區域和綠色加黑點區域期間須允許一切政府和公共車輛及行人，在任何合理時間內自由通過綠色區域和綠色加黑點區域，並確保上述通行不會受到任何工程，不論是按批地文件特別條款第(5)條或其他進行的工程之干涉或阻礙。
(c) 黃色區域和黃色加黑點區域或其中任何部分須在要求時重新交還給政府。在任何情況下在署長發出信件指定之日，即視為承授人已重新交還該等區域給政府。承授人在管有黃色區域和黃色加黑點區域期間須允許一切政府和公共車輛及行人，在任何合理時間內自由通過黃色區域和黃色加黑點區域，並確保上述通行不會受到任何工程，不論是按批地文件特別條款第(5)條或其他進行的工程之干涉或阻礙。

綠色區域、綠色加黑點區域、黃色區域及黃色加黑點區域的用途限制

9. 特別條款第(7)條規定：
未經署長的預先書面同意，承授人不得使用綠色區域、綠色加黑點區域、黃色區域或黃色加黑點區域作為儲存物件或搭建任何臨時構築物的用途或作為批地文件特別條款第(5)條指定進行的工程以外的其他用途。

進入綠色區域、綠色加黑點區域、黃色區域及黃色加黑點區域以作視察

10. 特別條款第(8)條規定：
(a) 承授人須在管有綠色區域、綠色加黑點區域、黃色區域或黃色加黑點區域期間，於任何合理時間內：
(i) 准許署長、他的官員、承建商、他授權的任何其他人士有權出入、經過及再經過該地段及該等區域，旨在視察、檢查及監管按批地文件特別條款第(5)(a)和(5)(b)條進行的任何工程，按批地文件特別條款第(5)(c)條進行、視察、檢查及監管的工程及署長認為有必要在該等區域進行的任何其他工程；
(ii) 准許政府和政府授權的有關公用事業公司在他們要求時有權出入、經過及再經過該地段及該等區域，旨在在該等區域或任何毗鄰土地之內、之上或之下進行任何工程，包括但不限於鋪設和其後保養一切管道、電線、槽、導管及其他所需的傳導媒介及輔助設備，以便提供電話、電力、煤氣(如有)及其他服務擬給該地段或任何毗鄰或毗連土地或物業。承授人須在該等區域內進行上述工程的一切事宜上，充分配合政府和政府正式授權的有關公用事業公司。
(iii) 准許水務監督的官員和他們可授權的其他人士在他們要求時有權出入、經過及再經過該地段及該等區域，旨在進行有關操作、保養、修理、更換、更改該等區域內的任何水務工程裝置的任何工程。
(b) 政府就政府、其官員、代理人、承建商及正式授權的其他人士或公用事業公司行使本特別條款第(a)分條的權利對承授人或任何其他人造成或引致任何損失、損害、滋擾或干擾毋須承擔任何責任。

Summary of land grant
批地文件的摘要

E. 有關承授人在該土地內外鋪設、塑造或作環境美化的任何範圍，或興建或維持任何構築物或設施的責任

構建綠色區域及綠色加黑點區域

11. 批地文件特別條款第(5)(a)(iii)條規定：
承授人須自行出資保養綠色區域、綠色加黑點區域、綠色構築物及在其上或其內建築、安裝及提供的一切構築物、路面、明渠、污水渠、排水渠、消防栓、服務設施、街燈、交通標誌、街道設施、路標及植物，使署長滿意，直至按批地文件特別條款第(6)(b)條移交綠色區域、綠色加黑點區域或其中任何部分的管有權。

構建黃色區域及黃色加黑點區域

12. 批地文件特別條款第(5)(b)(iii)條規定：
承授人須直至按批地文件特別條款第(6)(c)條移交黃色區域和黃色加黑點區域或其中任何部分的管有權，自行出資進行下列工程，在一切方面使署長滿意：
(I) 保養黃色區域和黃色加黑點區域連同黃色構築物及在其上或其內建築、安裝及提供的一切構築物、路面、明渠、污水渠、排水渠、消防栓、服務設施、街燈、交通標誌、街道設施、道路標記及植物；及;
(II) 圍欄、維持、保養及修理其上的一切斜坡、斜坡處理工程及護土構築物處於安全、乾淨及整潔狀態。倘若黃色區域和黃色加黑點區域內發生任何山泥傾瀉、地陷或塌方，承授人須自行出資修復與彌補該區域和署長認為受影響的毗鄰或毗連區域，在一切方面使署長滿意並對上述山泥傾瀉、地陷或塌方產生或有關的一切責任、索償、司法程序、費用、收費、開支、要求及損害彌償及保持彌償政府、其代理人及承建商。

建築契諾

13. 特別條款第(9)條規定：
承授人須發展該地段，在其上建造大廈並於2010年3月31日或之前竣工和使該等大廈適合佔用，該等大廈須在一切方面符合批地文件的條件及目前或任何時候在香港施行適用於建築、衛生及規劃的一切法例、則例及規例之規定。

發展條件

14. 特別條款第11(a)、(b)、(c)、(d)、(e)及(f)條規定：

除此等條款另有規定外，在發展和重建(重建一詞僅指一般條款第6條所擬定之重建)該地段或其任何部份：
(a) 任何在該地段上已建或擬建的建築物均須在所有方面遵從《建築物條例》、其下的任何規例及所有修訂法例；
(b) 任何在該地段或其中任何部份或此等條款所指該地段外的任何範圍擬建的建築物，及該地段或其中任何部份或此等條款所指該地段外的任何範圍所有的發展或使用，均須在各方面遵從《城市規劃條例》及所有修訂法例；
(c) 在該地段已建或擬建的任何建築物的整體總樓面面積須不少於14,646平方米及不多於24,410平方米；
(d) 在該地段已建或擬建的任何建築物的整體上蓋面積須不多於該地段的百分之四十(40%)面積；
(e) 該地段已建或擬建的任何建築物或其他構築物連同其任何增建部份或裝置(如有)的總高度不得超過其處於的地面的平均平整水平15米以上的高度(署長對何種水平構成平均平整水平的決定是最終的，對承授人有約束力)，但是：
(i) 經署長事先書面批准,可豎立或放置的機房、空調機組、水箱、梯屋及類似屋頂構築物於建築物天台以超出上述高度限制；及
(ii) 署長可自行決定計算建築物或構築物的高度，而不包括批地文件特別條款第(54)(b)(i)(II)條所指任何構築物或樓面面積；
(f) (i) 在該地段已建或擬建的任何建築物不得超過4層樓之高度，包括任何地面以下的樓層或區域，但是署長可自行酌情在計算本第(f)分條提及的樓層數目時排除批地文件特別條款第(54)(b)(i)(II)條提及的任何構築物或樓層；
(ii) 在計算本特別條款第(f)(i)分條提及的樓層數目時不計算僅用作或署長認為(其意見是最終的，對承授人有約束力)主要用作停車或署長書面批准作私人住宅配套的其他用途的地面層或地庫層的其中之一(並非兩者)。
在此等條款中，署長對該樓層屬於地面層或地庫層的決定是最終的，對承授人有約束力。

提供售樓處及示範單位

15. 特別條款第(13)條規定：
即使批地文件特別條款第(10)及(11)條有用途限制和准許最大樓面總面積之規定，承授人可使用按此等條款在該地段上已建或擬建的建築物之任何部分及在該地段之部分搭建一個獨立的臨時構築物，作為售樓處及示範單位和相關的售樓活動的用途，以便按此等條款銷售在該地段上已建或擬建的建築物或其中任何部分，但是上述售樓處及示範單位和相關的售樓活動的範圍及運作期限須經署長書面批准並須符合署長自行酌情認為合適所施加的條款及條件。

康樂設施

16. 特別條款第(14)(a)及(b)條規定：
(a) 承授人可在該地段內搭建、建造及提供署長可書面批准的康樂設施及其輔助設施(以下簡稱「設施」)。該等設施的類型、尺寸、設計、高度及分布須經署長的預先書面批准。
(b) 按本特別條款第(a)分條提供的設施只能由該地段的已建或擬建住宅大廈的任何一位或多位住戶和他們的真正訪客使用，其他人士不可使用。

綠化

17. 批地文件特別條款第(16)條規定：
(a) 承授人須向署長提交或促使他人提交顯示美化該地段的環境的綠化建議書，包括全部綠化區域、斜坡及護土構築物的種植及表層處理，供署長批准。提交綠化建議書劃分為2個階段(以下統稱「概念建議」和「明細建議」)。
(b) 概念建議書須提供美化建議的基本資料，包括現有樹木的調查及處理、場地佈局及平整水平、建築物發展形式的概念及署長可要求的其他資料。在取得署長對概念建議書作出書面批准之前，不得在該地段或其中任何部分展開任何建設或其他工程包括土地平整工程。
(c) 在取得署長對概念建議書的書面批准後，承授人須提交明細建議書，包括明細表及圖則(按1：200或更大的比例)及署長可要求的其他資料，提供按經批准的概念建議書美化平面圖及工程的複印文本及電腦文本。
(d) 承授人在發展和重建該地段時，必須按照經批准的概念建議和明細建議綠化該地段。未經署長的預先書面同意，不得作出修訂、修改、更改、改動或更換。
(e) 承授人須在其後保持與保養綠化工程處於安全、乾淨、整潔、齊整、功能齊全及衛生狀態，使署長滿意。

看更及管理員的辦事處

18. 特別條款第(17)(a)條規定：
在該地段內可為看更或管理員或兩者提供辦事處，受下列條件規限：
(i) 該辦事處須是署長認為妥善管理在該地段上已建或擬建的建築物及其安全、保安工作所需；
(ii) 該辦事處不得用作供全職或必要聘請在該地段工作的看更或管理員或兩者的辦事處之外的其他用途；及
(iii) 該辦事處的位置須首先取得署長的書面批准。

看更及管理員的宿舍

19. 特別條款第(18)(a)條規定：
在該地段內可為看更或管理員提供宿舍，受下列條件規限：
(i) 該宿舍須設在該地段的一座住宅單位大廈內或署長可書面批准的其他位置；
(ii) 該宿舍須提供設備齊全的獨立洗手間、淋浴、沖洗及廚房設施；及
(iii) 該宿舍不得用作供全職或必要聘請在該地段工作的看更或管理員或兩者的居住場所之外的其他用途。

業主立案法團或業主委員會辦事處

20. 特別條款第(19)(a)條規定:
在該地段內可為提供一個業主立案法團或業主委員會辦事處，受下列條件規限：
(i) 該辦事處不得用作該地段和在其上已建或擬建的建築物的業主立案法團或業主委員會作開會及處理行政工作之外的其他用途；及
(ii) 該辦事處的位置須首先取得署長的書面同意。

Summary of land grant
批地文件的摘要

停車位

21. 特別條款第(26)(a)、(b)及(c)條規定：
    (a) 必須在該地段內按已建或擬建的建築物的每個住宅單位有1.5車位之比例提供停車位供停泊車輛(以下簡稱「住宅停車位」)，使署長滿意。
    (b) 即使本特別條款第(a)分條有所規定，承授人可增加或減少在該地段提供的住宅停車位之總數不超過按本分條計算的數目之百分之五(5%)或50個車位(以較少者為準)。
    (c) 每個住宅停車位的佔用面積為：2.5米闊及5.0米長及至少2.4米高。上述停車位只能由該地段已建或擬建的大廈住戶和他們的真正來賓、訪客或獲邀請人用作停泊他們擁有並按道路交通條例領有牌照的車輛之用途，而不得用作其他用途，特別是不得作儲存、展示或陳列車輛以作銷售或其他用途。

裝卸區要求

22. 批地文件特別條款第(26)(d)條規定：
    該地段內須在署長指定的位置提供兩個區域作為車輛裝卸區，使署長滿意。每個裝卸區的佔用面積為：3.5米闊及11.0米長及至少4.7米高。該等裝卸區只能用作與該地段已建或擬建的大廈有關，按道路交通條例領有牌照的車輛裝卸之用途，而不得用作其他用途，特別是不得作儲存、展示或陳列車輛以作銷售或其他用途。

地樁保養

23. 批地文件特別條款第(35)條規定：
    如果在發展或重建該地段或其中任何部分時已安裝預應力地樁，承授人須在預應力地樁的服務年限期間自行出資定期保養與檢驗預應力地樁，使署長滿意並在署長不時自行酌情要求時提供上述檢驗工程的報告和資料給署長。如果承授人不理會或未能進行上述要求的檢驗工程，署長可立即執行與進行該檢驗工程，而承授人須在要求時歸還政府因此產生的費用。

F. 對買方造成負擔的租用條件

退回

24. 特別條款第(1)(b)條規定：
    承授人確認在新界元朗土地註冊處對於批地文件附表2描述的若干舊地段註冊了一份授予道路權契約註冊摘要第572242號和一份授予通行權契約註冊摘要第572243號(以下統稱「產權負擔」)。

25. 特別條款第(1)(c)條規定：
    承授人確認與同意，該地段須受制於產權負擔列明的權利及責任(只要其仍然有效及存在)。即使政府按此特別條款第(a)分條接收交回的舊地段，該等權利及責任仍然完全有效並對承授人有約束力，猶如他們已對該地段註冊一樣。承授人須對產權負擔直接或間接引起或有關的任何一切責任、索償、費用、訴訟及要求彌償及保持彌償政府。

樹木保存

26. 特別條款第(15)條規定：
    未經署長的預先書面同意，不得干涉在該地段或毗鄰地段種植的樹木。署長在授予同意時可以對移植、代償性環境美化或補種施加他認為合適的條件。

住宅停車位讓與權的限制

27. 特別條款第(27)條規定：
    (a) 按批地文件特別條款第(26)條第(a)和(b)分條在該地段內提供的住宅停車位(不包括訪客停車位)只得用作批地文件特別條款第(26)條第(c)分條列明的用途，而不得用作其他用途，並須按在批地文件特別條款第(28)條提及的經批准停車場平面圖中作出上述指定。
    (b) 住宅停車位(不包括訪客停車位)不得
        (i) 轉讓，除非
            (I) 連同該地段的不分割份數及獨家使用及管有該地段已建或擬建的大廈住宅單位的權利；或
            (II) 給已經是該地段的不分割份數及獨家使用及管有該地段已建或擬建的大廈住宅單位的權利之業主；或
        (ii) 分租，除非給該地段已建或擬建的大廈住宅單位的住戶。

    但是在任何情況下，不得轉讓或分租超過3個住宅停車位(不包括訪客停車位)給予任何一個住宅單位的業主或租客。

分割

28. 批地文件特別條款第(33)條規定：
    (a) 如果任何土地存在或已經被削除、移除或移後或堆積或堆填或進行任何類型的斜坡護土工程，不論有否經署長預先書面同意，亦不論是在該地段內或任何政府土地內，旨在構建、平整或發展該地段或其中任何部分或承授人按此等條款需要進行的任何其他工程或作任何其他用途，承授人須自行出資進行與修建該等斜坡處理工程、護土牆或其他承托物、保護物、排水或輔助工程或今後成為必要的其他工程，以便保護與承托該地段和任何毗鄰或毗連政府土地或出租土地內的泥土，避免與防止今後發生任何塌方、山泥傾瀉或地陷。承授人須在授予的租期期間自行出資保養該土地、斜坡處理工程、護土牆或其他承托物、保護物、排水或輔助工程或其他工程處於修繕妥當的狀態，使署長滿意。
    (b) 此特別條款第(a)分條的規定沒有影響批地文件的條件賦予政府的權利，特別是批地文件特別條款第(32)條。
    (c) 倘若因為任何構建、平整、發展或承授人進行其他工程或任何其他原因造成任何時候發生塌方、山泥傾瀉或地陷，不論發生在或來自該地段任何土地或任何毗鄰或毗連政府土地或出租土地的泥土，承授人須自行出資進行修復或彌補，使署長滿意並對上述塌方、山泥傾瀉或地陷造成或引致政府、其代理人及承建商承受、遭受或產生一切費用、收費、損害賠償、要求及索償彌償他們。
    (d) 除了批地文件規定對違反該等條件的任何其他權利或濟助外，署長有權發出書面通知要求承授人進行、修建及保養該土地、斜坡處理工程、護土牆或其他承托物、保護物及排水或輔助工程或其他工程或修復與彌補任何塌方、山泥傾瀉或地陷。如果承授人不理會或未能在通知指定的時期內履行該通知要求，使署長滿意，署長可立即執行與進行任何必要工程。承授人須在要求時歸還政府其費用連同任何行政費或專業費用及開支。

不准進行碎石

29. 特別條款第(34)條規定：
    不准在該地段內設置碎石機。

地樁保養

30. 批地文件特別條款第(35)條規定：
    如果在發展或重建該地段或其中任何部分時已安裝預應力地樁，承授人須在預應力地樁的服務年限期間自行出資定期保養與檢驗預應力地樁，使署長滿意並在署長不時自行酌情要求時提供上述檢驗工程的報告和資料給署長。如果承授人不理會或未能進行上述要求的檢驗工程，署長可立即執行與進行該檢驗工程，而承授人須在要求時歸還政府因此產生的費用。

棄土或瓦礫

31. 特別條款第(36)條規定：
    (a) 倘若從該地段或受該地段的發展之影響的其他區域沖刷及沖洗任何棄土或瓦礫到公共小巷或道路或路渠、前濱或海床、污水渠、雨水渠或明渠、或其他政府物業，承授人須負責並自費清理棄土及瓦礫和修復對公共小巷或道路或路渠、污水渠、雨水渠或明渠、前濱或海床或其他政府物業造成的損壞。承授人須對上述沖刷及沖洗造成私人物業的任何損壞或滋擾所引致的一切訴訟、索償及要求賠償政府。
    (b) 即使本特別條款第(a)分條有所規定，署長可(但沒有責任)應承授人之書面要求和由承授人出資清理棄土及瓦礫和修復第(a)分條提及對公共小巷或道路或路渠、污水渠、雨水渠或明渠、前濱、海床或其他政府物業造成的損壞。

Summary of land grant
批地文件的摘要

公用事業服務

32. 批地文件特別條款第(38)條規定：
承授人須在任何時候，特別是在任何建築、保養、翻新或維修工程期間，採取或促使他人採取一切適當及充分的關注、技巧及預防措施，以避免對該地段、綠色區域、綠色加黑點區域、黃色區域、黃色加黑點區域或該地段或該等區域任何部分之上、上面、之下或毗鄰的任何政府擁有或其他的現有排水渠、水路、水道(包括總水喉)、行人路、污水渠、明渠、管道、電纜、電線、公用事業服務或任何其他工程或裝置(以下統稱「工程及服務」)造成任何損壞。但是承授人在進行上述任何工程之前須進行或促使他人進行適當及必要的勘測及了解，確定任何工程及服務的現況及程度，並提交處理任何工程及服務的書面建議給署長，供他一切方面的審批。必須在取得署長對上述工程及建議作出的書面批准後才能進行該等工程並履行署長對工程及服務的任何要求和承擔符合該等要求支出的費用，包括任何必要的改道、重鋪或修復的費用。除批地文件特別條款第(44)條規定外，必須自行出資在一切方面維修、彌補及修復上述建築、保養、翻新或維修工程對該地段、綠色區域和綠色加黑點區域、黃色區域和黃色加黑點區域或該地段或該等區域任何部分，或該地段，綠色區域，綠色加黑點區域，黃色區域，黃色加黑點區域或該地段或該等區域任何部分之上，上面，之下或毗鄰的工程及服務的表面造成的任何損壞或干擾，使署長滿意。如果承授人未能對該地段、綠色區域和綠色加黑點區域、黃色區域和黃色加黑點區域或該地段或該等區域任何部分或任何工程及服務進行上述必要的改道、重鋪、維修、彌補及修復工程，使署長滿意，署長可進行他認為必要的上述改道、重鋪、維修、修復或彌補工程，承授人須在要求時向政府支付該等工程的費用。

公共道路的損壞

33. 特別條款第(40)條規定：
(a) 承授人須自費修復承授人、他的承辦商或分包商或他或他們的工人或車輛或來自該地段的任何棄土對毗鄰公共道路包括街道設施造成的任何損壞。
(b) 即使本特別條款第(a)分條有所規定，署長可(但沒有責任)應承授人之書面要求和由承授人出資修復第(a)分條提及對毗鄰公共道路包括街道設施造成的任何損壞。

建造排水渠及渠道

34. 特別條款第(43)條規定：
承授人須自行出資建造及保養該地段邊界內或政府土地內署長認為必要的排水渠及渠道，並使署長滿意，以便截斷與引導該地段的一切暴雨或雨水到最接近的河道、集水井、渠道或政府雨水渠。承授人須對上述暴雨或雨水造成的任何損壞或滋擾而導致的一切訴訟、索償及要求自行負責並向政府及其官員作出彌償。

損壞溝渠等

35. 特別條款第(44)條規定：
(a) 承授人、他的僱員或代理人對該地段之內或毗鄰的任何溝渠、污水渠、雨水渠或總水喉造成的任何損壞或堵塞將由政府進行修復，費用由承授人承擔，承授人須在要求時向政府支付有關到期應付的費用。
(b) 即使本特別條款第(a)分條有規定，承授人須應署長要求自行出資修復署長指定的該損壞或堵塞，在一切方面使署長滿意。

連接排水渠和污水渠

36. 特別條款第(45)條規定：
連接該地段的任何排水渠和污水渠至政府的雨水渠及排水渠(如已建及試用)的工程可由署長進行，但署長毋須就因此產生的任何損失或損害對承授人負責。承授人須在要求時向政府支付上述連接工程的費用。或者該等連接工程亦可由承授人自行出資進行，使署長滿意。在該種情況下，上述連接工程的任何一段若在政府土地內修建，須在要求時由承授人移交給政府，由政府出資負責今後的保養。承授人須在要求時向政府支付有關上述連接工程的技術檢查之費用。

消防裝置和消防員的出入

37. 特別條款第(50)條規定：
在批地文件授予整個租約期間：
(a) 承授人須自行出資，使消防處處長滿意：
(i) 為消防裝置和消防員出入該地段的任何已建或擬建的大廈或建築物提供適當的通道；
(ii) 准許消防裝置和消防員在任何時候自由和不受阻礙地使用該等通道；及
(iii) 保養該等通道和使其暢通無阻；及
(b) 承授人須准許消防處處長、他的官員、僱員或代理人經通知或無需通知在任何合理時間內進入該地段或其中任何部分或任何已建或擬建的大廈、建築物或其中任何部分，旨在進行視察，確保遵循本特別條款第(a)分條提述的要求。

提供消防裝置及設備

38. 特別條款第(51)條規定：
承授人須自行出資在該地段內(或經署長的預先書面同意與批准，在任何毗鄰或毗連政府土地內)和消防處處長可要求任何已建或擬建的大廈的位置提供消防栓、消防器具、水泵連接部分和其他消防裝置及設備(按消防條例界定，由消防處處長自行酌情要求)，使消防處處長滿意。承授人須自行出資保養該等消防栓、消防器具、水泵連接部分和其他消防裝置及設備處於完好狀態，使消防處處長滿意。

Information on public facilities and public open spaces
公共設施及公眾休憩用地的資料

A. Facilities that are required under the Land Grant to be constructed and provided for the government, or for public use

1. Description

(a) The Green Structures as referred to in Special Condition No.(5)(a)(i)(II) of the Land Grant; and

(b) The Yellow Structures as referred to in Special Condition No.(5)(b)(i)(II) of the Land Grant.

B. Facilities that are required under the Land Grant to be managed, operated or maintained for public use at the expense of the owners of the residential properties in the Development.

2. Description

(a) The Green Structures as referred to in Special Condition No.(5)(a)(i)(II) of the Land Grant; and

(b) The Yellow Structures as referred to in Special Condition No.(5)(b)(i)(II) of the Land Grant;

Until such time as possession of (i) the Green Structures or such part thereof; or (ii) the Yellow Structures or such part thereof (as the case may be), has been delivered to the government in accordance with Special Condition No. (6)(b) or No. (6)(c) (as the case may be) of the Land Grant.

3. The facilities are required to be managed, operated or maintained at the expense of the owners of the residential properties in the Development and those owners are required to meet a proportion of the expense of managing, operating or maintaining the facilities through the management expenses apportioned to the residential properties concerned.

C. Open spaces that are required under the Land Grant to be managed, operated or maintained for public use at the expense of the owners of the residential properties in the Development: Not Applicable.

D. Information on any part of the land (on which the Development is situated) that is dedicated to the public for the purposes of regulation 22(1) of the Building (Planning) Regulations (Cap. 123 sub. leg. F): Not Applicable.

E. A plan that shows the location of those facilities and open spaces, and those parts of the land is set out in this section:

F. Provisions of the Land Grant that concern those facilities and open spaces, and those parts of the land.

4. Special Condition No.(5) of the Land Grant stipulates that:

(a) The Grantee shall:

(i) within 12 calendar months from the date of the Land Grant (or such other extended periods as may be approved by the Director of Lands ("Director")), at his own expense, in such manner with such materials and to such standards, levels, alignment and design as the Director shall approve and in all respects to the satisfaction of the Director:

(I) lay and form those portions of future public roads shown coloured green and green stippled black on Plan I annexed to the Land Grant (hereinafter respectively referred to as "the Green Area" and "the Green Stippled Black Area"); and

(II) provide and construct such bridges, tunnels, over-passes, under-passes, culverts, viaducts, flyovers, pavements, roads or such other structures as the Director in his sole discretion may require (hereinafter collectively referred to as "the Green Structures")

So that building, vehicular and pedestrian traffic may be carried on the Green Area and the Green Stippled Black Area.

(ii) within 12 calendar months from the date of the Land Grant or such other extended periods as may be approved by the Director, at his own expense and to the satisfaction of the Director, surface, kerb and channel the Green Area and the Green Stippled Black Area and provide the same with such gullies, sewers, drains, fire hydrants with pipes connected to water mains, street lights, traffic signs, crash gates, street furniture and road markings as the Director may require; and

(iii) maintain at his own expense the Green Area and the Green Stippled Black Area together with the Green Structures and all structures, surfaces, gullies, sewers, drains, fire hydrants, services, street lights, traffic signs, street furniture, road markings and plant constructed, installed and provided thereon or therein to the satisfaction of the Director until such time as possession of the Green Area and the Green Stippled Black Area or such part thereof has been delivered in accordance with Special Condition No.(6)(b) of the Land Grant.

(b) The Grantee shall:

(i) within 12 calendar months from the date of the Land Grant (or such other extended periods as may be approved by the Director), at his own expense, in such manner with such materials and to such standards, levels, alignment and design as the Director shall approve and in all respects to the satisfaction of the Director:

(I) lay and form those portions of future public roads shown coloured yellow and yellow stippled black on Plan I annexed to the Land Grant (hereinafter respectively referred to as "the Yellow Area" and "the Yellow Stippled Black Area"); and

(II) provide and construct such bridges, tunnels, over-passes, under-passes, culverts, viaducts, flyovers, pavements, roads or such other structures as the Director in his sole discretion may require (hereinafter collectively referred to as "the Yellow Structures")

So that building, vehicular and pedestrian traffic may be carried on the Yellow Area and the Yellow Stippled Black Area.

(ii) within 12 calendar months from the date of the Land Grant or such other extended periods as may be approved by the Director, at his own expense and to the satisfaction of the Director, surface, kerb and channel the Yellow Area and the Yellow Stippled Black Area and provide the same with such gullies, sewers, drains, fire hydrants with pipes connected to water mains, street lights, traffic signs, crash gates, street furniture and road markings as the Director may require; and

(iii) until such time as possession of the Yellow Area and the Yellow Stippled Black Area or such part thereof has been delivered in accordance with Special Condition No.(6)(c) of the Land Grant, at his own expense and in all respects to the satisfaction of the Director:

(I) maintain the Yellow Area and the Yellow Stippled Black Area together with the Yellow Structures and all structures, surfaces, gullies, sewers, drains, fire hydrants, services, street lights, traffic signs, street furniture, road markings and plant constructed, installed and provided thereon or therein; and

(II) fence, upkeep, maintain and repair all slopes, slope treatment works, earth-retaining structures thereon in a safe, clean and tidy condition. In the event that any landslip, subsidence or falling away occurs within the Yellow Area and the Yellow Stippled Black Area, the Grantee shall at his own expense and in all respects to the satisfaction of the Director reinstate and make good the same and any adjacent or adjoining areas which, in the opinion of the Director have been affected and shall indemnify and keep indemnified the Government its agents and contractors against all liabilities, claims, proceedings, costs, charges, expenses, demands and damages whatsoever arising out of, in connection with or incurred through or by reason of such landslip, subsidence or falling away.

(c) In the event of the non-fulfillment of the Grantee's obligation under sub-clause (a) or (b) of this Special Condition within the prescribed period stated therein, the Government may carry out the necessary works at the cost of the Grantee who shall pay to the Government on demand a sum equal to the cost thereof, such sum to be determined by the Director whose determination shall be final and shall be binding upon the Grantee.

(d) The Director shall have no liability in respect of any loss, damage, nuisance or disturbance whatsoever caused to or suffered by the Grantee or any other person whether arising out of or incidental to the fulfillment of the Grantee's obligations under sub-clauses (a) and (b) of this Special Condition or the exercise of the rights by the Government under sub-clause (c) of this Special Condition or otherwise, and no claim for compensation shall be made against the Government or the Director or his authorized officer by the Grantee in respect of any such loss, damage, nuisance or disturbance.

5. Special Condition No.(6) of the Land Grant stipulates that:

(a) For the purpose only of carrying out the necessary works specified in Special Conditions Nos.(5)(a) and (5)(b) of the Land Grant, the Grantee shall be granted possession of:

(i) the Green Area and the Yellow Area on the date of the Land Grant; and

(ii) the Green Stippled Black Area and the Yellow Stippled Black Area on the date or dates to be specified by the Director in writing.

(b) The Green Area and the Green Stippled Black Area shall be re-delivered to the Government on demand and in any event shall be deemed to have been re-delivered to the Government by the Grantee on the date of a letter from the Director indicating that these Conditions have been complied with to his satisfaction. The Grantee shall at all reasonable times while he is in possession of the Green Area and the Green Stippled Black Area allow free access over and along the Green Area and the Green Stippled Black Area for all Government and public vehicular and pedestrian traffic and shall ensure that such access shall not be interfered with or obstructed by the carrying out of the works whether under Special Condition No.(5) of the Land Grant or otherwise.

(c) The Yellow Area and the Yellow Stippled Black Area or any part thereof shall be re-delivered to the Government on demand and in any event shall be deemed to have been re-delivered to the Government by the Grantee on the date or dates as may be specified by the Director in writing. The Grantee shall at all reasonable times while he is in possession of the Yellow Area and the Yellow Stippled Black Area allow free access over and along the Yellow Area and the Yellow Stippled Black Area for all Government and public vehicular and pedestrian traffic and shall ensure that such access shall not be interfered with or obstructed by the carrying out of the works whether under Special Condition No.(5) of the Land Grant or otherwise.

6. Special Condition No.(7) of the Land Grant stipulates that:
The Grantee shall not without the prior written consent of the Director use the Green Area, the Green Stippled Black Area, the Yellow Area or the Yellow Stippled Black Area for the purpose of storage or for the erection of any temporary structure or for any purposes other than the carrying out of the works specified in Special Condition No.(5) of the Land Grant.

7. Special Condition No.(8) of the Land Grant stipulates that:
   (a) The Grantee shall at all reasonable times while he is in the possession of the Green Area, the Green Stippled Black Area, the Yellow Area or the Yellow Stippled Black Area:
      (i) permit the Director, his officers, contractors and any other persons authorized by him, the right of ingress, egress and regress to, from and through the lot and the said Areas for the purpose of inspecting, checking and supervising any works to be carried out in compliance with Special Conditions Nos.(5)(a) and (5)(b) of the Land Grant and the carrying out, inspecting, checking and supervising of the works under Special Condition No.(5)(c) of the Land Grant and any other works which the Director may consider necessary in the said Areas;
      (ii) permit the Government and the relevant public utility companies authorized by the Government the right of ingress, egress and regress to, from and through the lot and the said Areas as the Government or the relevant public utility companies may require for the purpose of any works to be carried out in, upon or under the said Areas or any adjoining land including but not limited to the laying and subsequent maintenance of all pipes, wire, conduits, cable-ducts and other conducting media and ancillary equipment necessary for the provision of telephone, electricity, gas (if any) and other services intended to serve the lot or any adjoining or neighboring land or premises. The Grantee shall cooperate fully with the Government and also with the relevant public utility companies duly authorized by the Government on all matters relating to any of the aforesaid works to be carried out within the said Areas; and
      (iii) permit the officers of the Water Authority and such other persons as may be authorized by them the right of ingress, egress and regress to, from and through the lot and the said Areas as the officers of the Water Authority or such authorized persons may require for the purpose of carrying out any works in relation to the operation, maintenance, repairing, replacement and alteration of any other waterworks installations within the said Areas.
   (b) The Government shall have no liability in respect of any loss, damage, nuisance or disturbance whatsoever caused to or suffered by the Grantee or any other person arising out of or incidental to the exercise of the rights by the Government, its officers, agents, contractors, and any other persons or public utility companies duly authorized under sub-clause (a) of this Special Condition.

8. Special Condition No.(31) of the Land Grant stipulates that:
The Grantee shall arrange for the removal of any existing graves and burial urns commonly known as "Kam Taps" on the lot, the Green Area, the Green Stippled Black Area, the Yellow Area and the Yellow Stippled Black Area or any part thereof on his own accord and at his own expense and the Grantee shall indemnify and keep indemnified the Government against all actions, claims and damages that may arise as a result of such removal.

9. Special Condition No.(38) of the Land Grant stipulates that:
The Grantee shall take or cause to be taken all proper and adequate care, skill and precautions at all times and particularly during any construction, maintenance, renewal or repair work to avoid doing any damage to any Government or other existing drain, waterway or watercourse (including water main), footpath, sewer, nullah, pipe, cable, wire, utility service or any other works or installations (all together hereinafter referred to as "the Works and Services") being or running upon, over, under or adjacent to the lot, the Green Area, the Green Stippled Black Area, the Yellow Area and the Yellow Stippled Black Area or any part of the lot or the said Areas, provided that the Grantee before carrying out any such work as aforesaid shall make or cause to be made such proper search and enquiry as may be necessary to ascertain the present position and levels of any of the Works and Services, and shall submit his proposals for dealing with any of the Works and Services in writing to the Director for his approval in all respects, and shall not carry out any work whatsoever until the Director shall have given his written approval to the works and to such proposals aforesaid, and shall comply with any requirement of the Director in respect of the Works and Services, and shall bear the cost of meeting such requirements including the cost of any necessary diversion, relaying or reinstatement, and except as provided in Special Condition No.(44) of the Land Grant shall at his own expense in all respects repair, make good and reinstate to the satisfaction of the Director any damage or disturbance caused to the surface of the lot, the Green Area, the Green Stippled Black Area, the Yellow Area and the Yellow Stippled Black Area or any part of the lot or the said Areas, or any of the Works and Services running on, over, under or adjacent to the lot, the Green Area, the Green stippled Black Area, the Yellow Area and the Yellow Stippled Black Area, or any part of the lot or the said Areas in any manner arising out of any such construction, maintenance, renewal or repair work. If the Grantee fails to carry out any such necessary diversion, relaying, repairing, making good and reinstatement of the lot, the Green Area, the Green Stippled Black Area, the Yellow Area and the Yellow Stippled Black Area or any part of the lot or the said Areas or of any of the Works and Services to the satisfaction of the Director, he, the Director, may carry out any such diversion, relaying, repairing, reinstatement or making good as he considers necessary and the Grantee shall pay to the Government on demand the cost of such works.

G. Provisions of every deed of mutual covenant in respect of the specified residential property that concern those facilities and open spaces and those parts of the land
Definitions
   (a) "Green Area" and "Green Stippled Black Area": the portions of future public roads shown coloured green and green stippled black on PLAN I annexed to the Land Grant as referred to in Special Condition No.(5)(a)(i)(I) of the Land Grant.
   (b) "Green Structures": the bridges, tunnels, over-passes, under-passes, culverts, viaducts, flyovers, pavements, roads or such other structures to be provided and constructed as referred to in Special Condition No.(5)(a)(i)(II) of the Land Grant and all structures, surfaces, gullies, sewers, drains, fire hydrants, services, street lights, traffic signs, street furniture, road markings and plant constructed, installed and provided on and in the Green Area and the Green Stippled Black Area.
   (c) "Yellow Area" and "Yellow Stippled Black Area": the portion of future public roads shown coloured yellow and yellow stippled black on Plan I annexed to the Land Grant as referred to in Special Condition No.(5)(b)(i)(I) of the Land Grant.
   (d) "Yellow Structures": the bridges, tunnels, over-passes, under-passes, culverts, viaducts, flyovers, pavements, roads or such other structures to be provided and constructed as referred to in Special Condition No.(5)(b)(i)(II) of the Land Grant and all structures, surfaces, gullies, sewers, drains, fire hydrants, services, street lights, traffic signs, street furniture, road markings and plant constructed, installed and provided on or in the Yellow Area and the Yellow Stippled Black Area.

10. Clause 1(bq) of Sub-section B of Section VI of the DMC stipulates that:
The Manager shall have the duties and powers to inspect, manage and maintain the Yellow Area, the Yellow Stippled Black Area and the Yellow Structures (as defined in the DMC) (until the Yellow Area, the Yellow Stippled Black Area and the Yellow Structures shall have been redelivered to the Government) as required under the provisions of the Government Grant and in the manner as provided therein.

11. Clause 3(n) of Sub-section D of Section VI of the DMC stipulates that:
The management expenditure in the Management Budget (as defined in the DMC) shall include the costs and expenses of managing and maintaining the Yellow Area, the Yellow Stippled Black Area and the Yellow Structures (until the Yellow Area, the Yellow Stippled Black Area and the Yellow Structures shall have been redelivered to the Government) under the Government Grant.

Information on public facilities and public open spaces
公共設施及公眾休憩用地的資料

12. Clause 15 of Section X of the DMC stipulates that:
Notwithstanding anything contained in the DMC, the parties to the DMC acknowledge that until such time as the Green Area, the Green Stippled Black Area and the Green Structures (as defined in the DMC) shall be redelivered to the Government in accordance with the Government Grant, the Registered Owner shall be responsible for the management and maintenance of the Green Area, the Green Stippled Black Area and the Green Structures to the satisfaction of the Director of Lands as required by the Government Grant and the costs and expenses thereof shall be borne by the Registered Owner.

13. Clause 16 of Section X of the DMC stipulates that:
Notwithstanding anything contained in the DMC, the parties to the DMC acknowledge that until such time as the Yellow Area, the Yellow Stippled Black Area and the Yellow Structures shall be redelivered to the Government in accordance with the Government Grant, the Manager shall be responsible and is duly authorized in accordance with the provisions of the DMC for the management and maintenance of the Yellow Area, the Yellow Stippled Black Area and the Yellow Structures to the satisfaction of the Director of Lands as required by the Government Grant and the costs and expenses thereof shall form part of the Management Expenses and be borne by the Owners accordingly.

Information on public facilities and public open spaces
公共設施及公眾休憩用地的資料

A. 批地文件規定興建並提供予政府或供公眾使用的設施

1. 描述
   (a) 批地文件特別條款第(5)(a)(i)(II)條提及的綠色構築物；及
   (b) 批地文件特別條款第(5)(b)(i)(II)條提及的黃色構築物。

B. 批地文件規定須由發展項目中的住宅物業的擁有人出資管理、營運或維持以供公眾使用的設施

2. 描述

   (a) 批地文件特別條款第(5)(a)(i)(II)條提及的綠色構築物；及

   (b) 批地文件特別條款第(5)(b)(i)(II)條提及的黃色構築物；

   直至按批地文件特別條款第(6)(b)條或第(6)(c)條(視情況而定)移交(i)綠色構築物或其中任何部分；或(ii)黃色構築物或其中任何部分(視情況而定)的管有權予政府。

3. 發展項目的住宅物業的擁有人須出資管理、營運或維持該等設施,及該等擁有人須按有關住宅物業分攤的管理開支，應付管理、營運或維持該等設施的部分開支。

C. 批地文件規定須由發展項目中的住宅物業的擁有人出資管理、營運或維持以供公眾使用的休憩用地的大小：不適用。

D. 發展項目所位於的土地中為施行《建築物(規劃)規例》(第123章，附屬法例F)第22(1)條而撥供公眾用途的部分：不適用。

E. 顯示該等設施及休憩用地及該地段的該部分的圖則載列此節：

F. 涉及該等設施及休憩用地及該地段的該部分的批地文件條款：

4. 批地文件特別條款第(5)條規定：
   (a) 承授人須：
      (i) 從批地文件之日起12個曆月內(或地政總署署長(「署長」)可批准的其他延長時限內)按署長批准的方式、材料、標準、水平、定線及設計自行出資進行下列工程，在一切方面使署長滿意：
         (I) 在批地文件附錄的圖則I上用綠色和綠色加黑點顯示之部分鋪設及構建未來公共道路(以下分別稱為「綠色區域」)和(「綠色加黑點區域」)；及
         (II) 提供與修建署長可自行酌情要求的橋樑、隧道、立交橋、地下通道、暗渠、高架橋、天橋、行人路、道路或其他構築物(以下統稱「綠色構築物」)，
         以便在綠色區域和綠色加黑點區域進行建築、車輛及行人交通。
      (ii) 從批地文件之日起12個曆月內或署長可批准的其他延長期限內自行出資鋪設、圍欄及引導綠色區域和綠色加黑點區域，並於其提供署長可要求的其他明渠、污水渠、排水渠、消防栓(其管道連接至總水喉)、街燈、交通標誌、防撞閘、街道設施及道路標記，使署長滿意；及
      (iii) 自行出資保養綠色區域、綠色加黑點區域、綠色構築物及在其上或其內建築、安裝及提供的一切構築物、路面、明渠、污水渠、排水渠、消防栓、服務設施、街燈、交通標誌、街道設施、路標及植物，使署長滿意，直至按批地文件特別條款第(6)(b)條移交綠色區域、綠色加黑點區域或其中任何部分的管有權。
   (b) 承授人須：
      (i) 從批地文件之日起12個曆月內(署長可批准的其他延長期限內)按署長批准的方式、材料、標準、水平、定線及設計自行出資進行下列工程，在一切方面使署長滿意：
         (I) 在批地文件附錄的圖則I上用黃色和黃色加黑點顯示之部分鋪設及構建未來公共道路(以下分別稱為「黃色區域」)和(「黃色加黑點區域」)；及
         (II) 提供與修建署長可自行酌情要求的橋樑、隧道、立交橋、地下通道、暗渠、高架橋、天橋、行人路、道路或其他構築物(以下統稱「黃色構築物」)，
         以便在黃色區域和黃色加黑點區域進行建築、車輛及行人交通。
      (ii) 從批地文件之日起12個曆月內或署長可批准的其他延長期限內自行出資鋪設、圍欄及引導黃色區域和黃色加黑點區域，並於其提供署長可要求的其他明渠、污水渠、排水渠、消防栓(其管道連接至總水喉)、街燈、交通標誌、防撞閘、街道設施及道路標記，使署長滿意；及
      (iii) 直至按批地文件特別條款第(6)(c)條移交黃色區域和黃色加黑點區域或其中任何部分的管有權，自行出資進行下列工程，在一切方面使署長滿意：
         (I) 保養黃色區域和黃色加黑點區域連同黃色構築物及在其上或其內建築、安裝及提供的一切構築物、路面、明渠、污水渠、排水渠、消防栓、服務設施、街燈、交通標誌、街道設施、道路標記及植物；及
         (II) 圍欄、維持、保養及修理其上的一切斜坡、斜坡處理工程及護土構築物處於安全、乾淨及整潔狀態。倘若黃色區域和黃色加黑點區域內發生任何山泥傾瀉、地陷或塌方，承授人須自行出資修復與彌補該區域和署長認為受影響的毗鄰或毗連區域，在一切方面使署長滿意並對上述山泥傾瀉、地陷或塌方產生或有關的一切責任、索償、司法程序、費用、收費、開支、要求及損害彌償及保持彌償政府、其代理人及承建商。
   (c) 倘若承授人未能按本特別條款第(a)或(b)分條規定在其指定的時期內履行他的責任，政府可以進行必要的工程，費用由承授人承擔。承授人須在要求時向政府支付相等於工程費用的款項，該款項由署長決定，署長的決定為最終並並對承授人有約束力。
   (d) 署長對承授人履行本特別條款第(a)及(b)分條規定他的責任或政府行使本特別條款第(c)項的權利或其他原因造成或引致承授人或其他任何人士蒙受任何損失、損害、滋擾或干擾毋須承擔任何責任。承授人不能就上述任何損失、損害、滋擾或干擾向政府或署長或他授權的官員要求索償。

5. 特別條款第(6)條規定：
   (a) 僅為了進行批地文件特別條款第5(a)及5(b)條指定的必要工程，承授人獲授權管有
      (i) 在批地文件之日，綠色區域和黃色區域；及
      (ii) 在署長書面指定的日期，綠色加黑點區域和黃色加黑點區域。
   (b) 綠色區域和綠色加黑點區域須在要求時重新交還給政府。在任何情況下在署長發出信件說明該等條件均已履行使他滿意之日，，即視為承授人已重新交還該等區域給政府。承授人在管有綠色區域和綠色加黑點區域期間須允許一切政府和公共車輛及行人，在任何合理時間內自由通過綠色區域和綠色加黑點區域，並確保上述通行不會受到任何工程，不論是按批地文件特別條款第(5)條或其他進行的工程之干涉或阻礙。
   (c) 黃色區域和黃色加黑點區域或其中任何部分須在要求時重新交還給政府。在任何情況下在署長發出信件指定之日，即視為承授人已重新交還該等區域給政府。承授人在管有黃色區域和黃色加黑點區域期間須允許一切政府和公共車輛及行人,在任何合理時間內自由通過黃色區域和黃色加黑點區域，並確保上述通行不會受到任何工程，不論是按批地文件特別條款第(5)條或其他進行的工程之干涉或阻礙。

6. 特別條款第(7)條規定：
   未經署長的預先書面同意，承授人不得使用綠色區域、綠色加黑點區域、黃色區域或黃色加黑點區域作為儲存物件或搭建任何臨時構築物的用途或作為批地文件特別條款第(5)條指定進行的工程以外的其他用途。

7. 特別條款第(8)條規定：
   (a) 承授人須在管有綠色區域、綠色加黑點區域、黃色區域或黃色加黑點區域期間，於任何合理時間內：
      (i) 准許署長、他的官員、承建商、他授權的任何其他人士有權出入、經過及再經過該地段及該等區域，旨在視察、檢查及監管按批地文件特別條款第(5)(a)和(5)(b)條進行的任何工程，按批地文件特別條款第(5)(c)條進行、視察、檢查及監管的工程及署長認為有必要在該等區域進行的任何其他工程；
      (ii) 准許政府和政府授權的有關公用事業公司在他們要求時有權出入、經過及再經過該地段及該等區域，旨在在該等區域或任何毗鄰土地之內、之上或之下進行任何工程，包括但不限於鋪設和其後保養一切管道、電線、槽、導管及其他所需的傳導媒介及輔助設備，以便提供電話、電力、煤氣(如有)及其他服務擬給該地段或任何毗鄰或毗連土地或物業。承授人須在該等區域內進行上述工程的一切事宜上，充分配合政府和政府正式授權的有關公用事業公司。
      (iii) 准許水務監督的官員和他們可授權的其他人士在他們要求時有權出入、經過及再經過該地段及該等區域，旨在進行有關操作、保養、修理、更換、更改該等區域內的任何水務工程裝置的任何工程。
   (b) 政府就政府、其官員、代理人、承建商及正式授權的其他人士或公用事業公司行使本特別條款第(a)分條的權利對承授人或任何其他人造成或引致任何損失、損害、滋擾或干擾毋須承擔任何責任。

Information on public facilities and public open spaces
公共設施及公眾休憩用地的資料

8. 批地文件特別條款第(31)條規定：
承授人須主動自行出資安排清除目前在該地段、綠色區域、綠色加黑點區域、黃色區域、黃色加黑點區域其中任何部分上俗稱為「金塔」的墳墓及殮葬甕。承授人須對上述清除所產生的一切訴訟、索償及損害彌償及保持彌償政府。

9. 批地文件特別條款第(38)條規定：
承授人須在任何時候，特別是在任何建築、保養、翻新或維修工程期間，採取或促使他人採取一切適當及充分的關注、技巧及預防措施，避免對該地段、綠色區域、綠色加黑點區域、黃色區域、黃色加黑點區域或該地段或該等區域任何部分之上、上面、之下或毗鄰的任何政府擁有或其他的現有排水渠、水路、水道(包括總水喉)、行人路、污水渠、明渠、管道、電纜、電線、公用事業服務或任何其他工程或裝置(以下統稱「工程及服務」)造成任何損壞。但是承授人在進行上述任何工程之前須進行或促使他人進行適當及必要的勘測及了解，確定任何工程及服務的現況及程度，並提交處理任何工程及服務的書面建議給署長，供他一切方面的審批。必須在取得署長對上述工程及建議作出的書面批准後才能進行該等工程並履行署長對工程及服務的任何要求和承擔符合該等要求支出的費用，包括任何必要的改道、重鋪或修復的費用。除批地文件特別條款第(44)條規定外，必須自行出資在一切方面維修、彌補及修復上述建築、保養、翻新或維修工程對該地段、綠色區域和綠色加黑點區域、黃色區域和黃色加黑點區域或該地段或該等區域任何部分，或該地段，綠色區域，綠色加黑點區域，黃色區域，黃色加黑點區域或該地段或該等區域任何部分之上，上面，之下或毗鄰的工程及服務的表面造成的任何損壞或干擾，使署長滿意。如果承授人未能對該地段、綠色區域和綠色加黑點區域、黃色區域和黃色加黑點區域或該地段或該等區域任何部分或任何工程及服務進行上述必要的改道、重鋪、維修、彌補及修復工程，使署長滿意，署長可進行他認為必要的上述改道、重鋪、維修、修復或彌補工程，承授人須在要求時向政府支付該等工程的費用。

G. 涉及該等設施及休憩用地及該地段的該部分有關指明住宅物業的每一份公契的條款

定義

(a) 綠色區域及綠色加黑點區域:批地文件特別條款第(5)(a)(i)(I)條提及的在批地文件附錄的圖則I上用綠色及綠色加黑點顯示的未來公共道路之部分。

(b) 綠色構築物：批地文件特別條款第(5)(a)(i)(II)條提及須提供與修建的該等橋樑、隧道、立交橋、地下通道、暗渠、高架橋、天橋、行人路、道路或其他構築物，及在綠色區域及綠色加黑點區域上或內建築、安裝及提供的一切構築物、路面、明渠、污水渠、排水渠、消防栓、服務設施、街燈、交通標誌、街道設施、路標及植物。

(c) 黃色區域及黃色加黑點區域: 批地文件特別條款第(5)(b)(i)(I)條提及的在批地文件附錄的圖則I上用黃色及黃色加黑點區域顯示的未來公共道路之部分。

(d) 黃色構築物：批地文件特別條款第(5)(b)(i)(II)條提及須提供與修建的該等橋樑、隧道、立交橋、地下通道、暗渠、高架橋、天橋、行人路、道路或其他構築物，及在黃色區域及黃色加黑點區域上或內建築、安裝及提供的一切構築物、路面、明渠、污水渠、排水渠、消防栓、服務設施、街燈、交通標誌、街道設施、路標及植物。

10. 公契第六章B部分第1(bq)條規定：
管理人有責任及權力按批地文件的條文及其規定的方式視察、管理及保養黃色區域、黃色加黑點區域及黃色構築物(按公契定義闡釋)(直至須重新交還黃色區域、黃色加黑點區域及黃色構築物給政府)。

11. 公契第六章D部分第3(n)條規定：
管理預算(按公契定義闡釋)的管理開支須按批地文件包括管理與保養黃色區域、黃色加黑點區域及黃色構築物的費用及開支(直至須重新交還黃色區域、黃色加黑點區域及黃色構築物給政府)。

12. 公契第十章第15條規定：
即使公契有任何規定，公契各訂約方確認直至須按批地文件重新交還綠色區域、綠色加黑點區域及綠色構築物(按公契定義闡釋)給政府，註冊業主須負責按批地文件管理與保養綠色區域、綠色加黑點區域及綠色構築物，使地政總署署長滿意，因此產生的費用及開支須由註冊業主承擔。

13. 公契第十章第16條規定：
即使公契有任何規定，公契各訂約方確認直至須按批地文件重新交還黃色區域、黃色加黑點區域及黃色構築物給政府，管理人須負責及按公契規定獲正式委任按批地文件管理與保養黃色區域、黃色加黑點區域及黃色構築物，使地政總署署長滿意，因此產生的費用及開支須構成管理開支之部分並由業主相應承擔。

Land Grant Plan 批地文件圖則

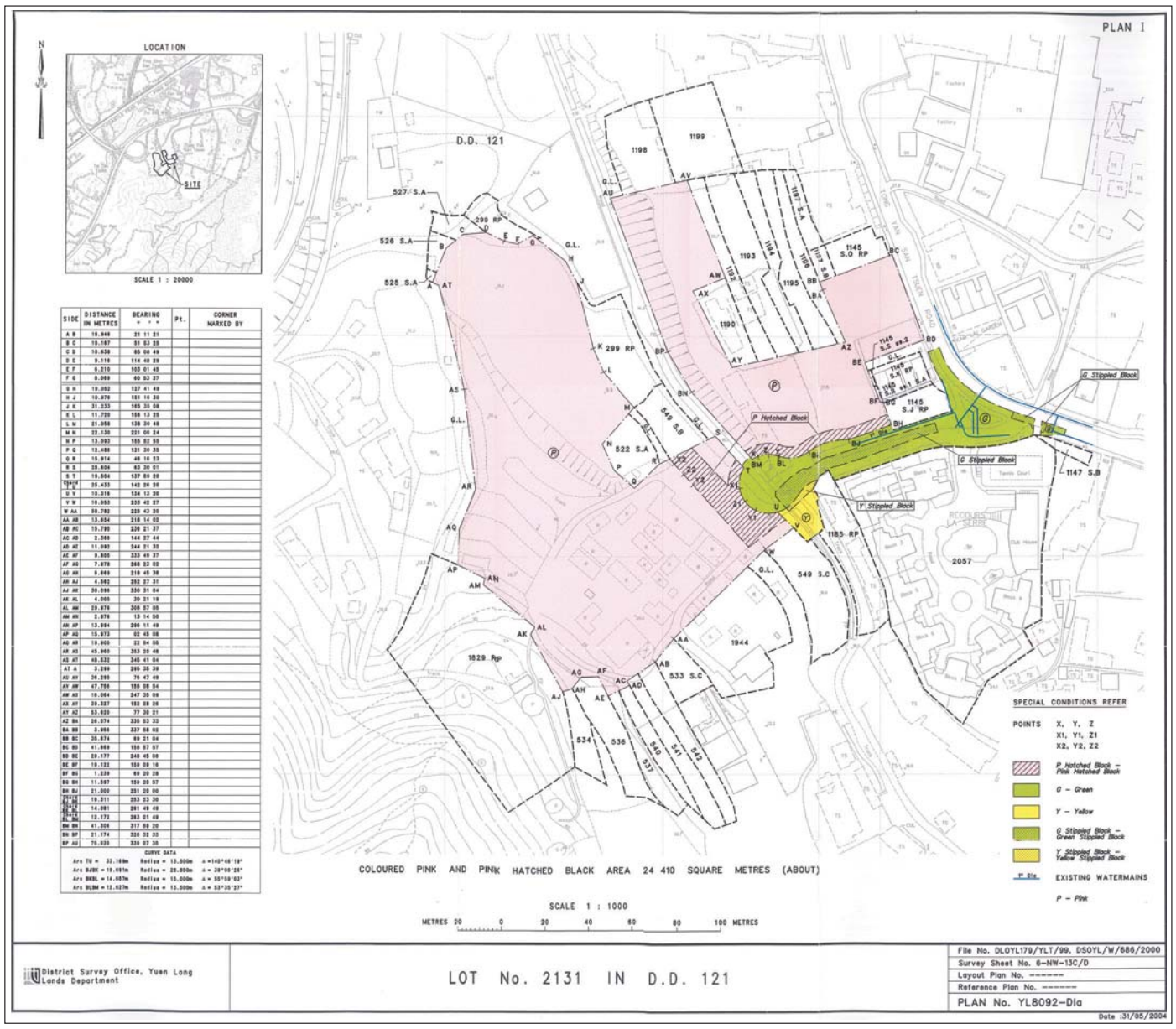

The general public has the right to use the Green Area, Green Stippled Black Area, Yellow Area and Yellow Stippled Black Area in accordance with the Land Grant.
公眾有權依政府批地文件使用綠色區域、綠色加黑點區域、黃色區域及黃色加黑點區域。

Warning to purchasers
對買方的警告

(a) The purchaser is recommended to instruct a separate firm of solicitors (other than that acting for the owner) to act for the purchaser in relation to the transaction.

(b) If the purchaser instructs such separate firm of solicitors to act for the purchaser in relation to the transaction, that firm will be able to give independent advice to the purchaser.

(c) If the purchaser instructs the firm of solicitors acting for the owner to act for the purchaser as well, and a conflict of interest arises between the owner and the purchaser -

  (i) that firm may not be able to protect the purchaser's interests; and

  (ii) the purchaser may have to instruct a separate firm of solicitors.

(d) In the case of paragraph (c) (ii), the total solicitors' fees payable by the purchaser may be higher than the fees that would have been payable if the purchaser had instructed a separate firm of solicitors in the first place.

(a) 現建議買方聘用一間獨立的律師事務所(代表擁有人行事者除外)，以在交易中代表買方行事。

(b) 如買方聘用上述的獨立的律師事務所，以在交易中代表買方行事，該律師事務所將會能夠向買方提供獨立意見。

(c) 如買方聘用代表擁有人行事的律師事務所同時代表買方行事，而擁有人與買方之間出現利益衝突 -

  (i) 該律師事務所可能不能夠保障買方的利益；及

  (ii) 買方可能要聘用一間獨立的律師事務所。

(d) 如屬(c)(ii)段的情況, 買方須支付的律師費用總數，可能高於如買方自一開始即聘用一間獨立的律師事務所便須支付的費用。

Cross-section plan of building in the phase of the development
發展項目期數中的建築物的橫截面圖

House - House No. 1 together with Car Park Nos. B99 and B100
洋房 - 屋號1連同B99號及B100號停車位

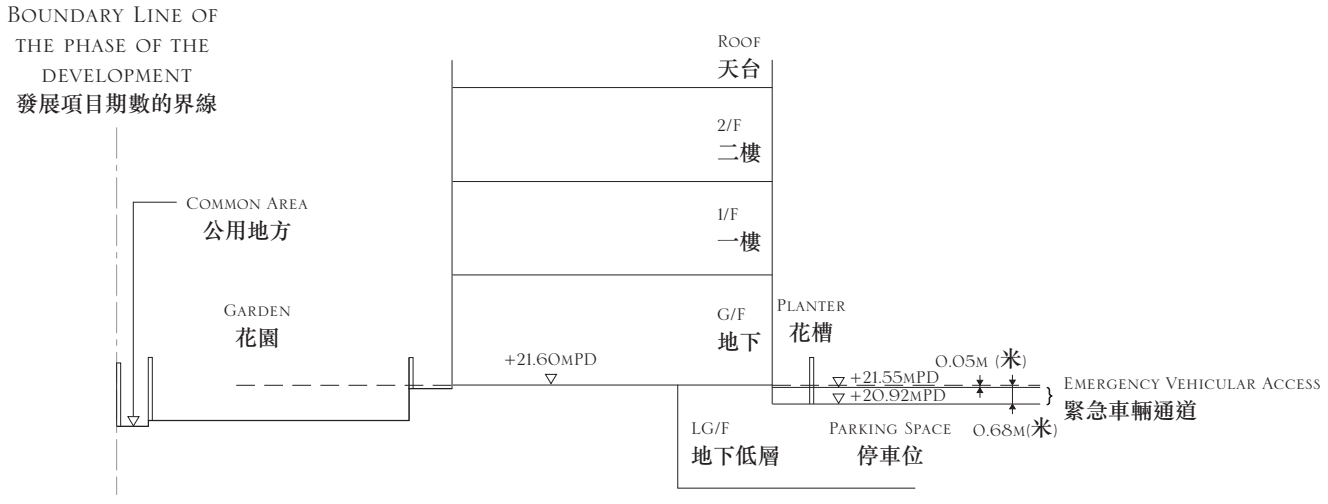

The part of Emergency Vehicular Access adjacent to the building is 20.92 to 21.55 metres above the Hong Kong Principal Datum.
毗連建築物的一段緊急車輛通道為香港主水平基準以上20.92至21.55米。

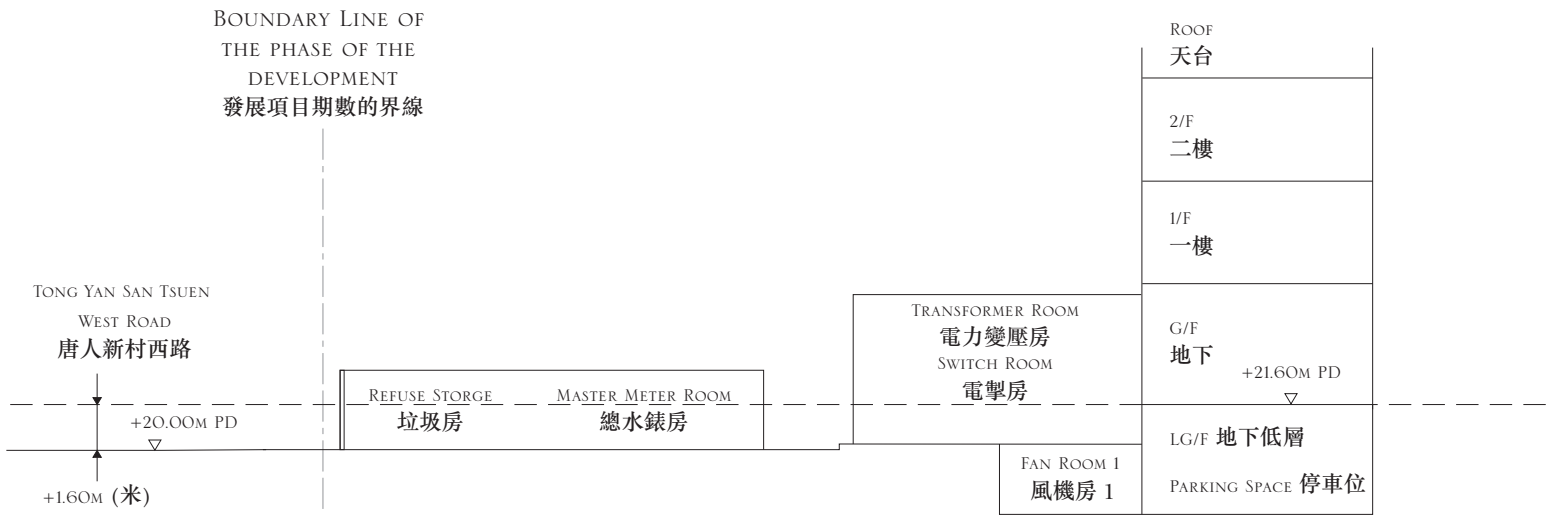

The part of Tong Yan San Tsuen West Road adjacent to the building is 20.00 metres above the Hong Kong Principal Datum.
毗連建築物的一段唐人新村西路為香港主水平基準以上20.00米。

House - House No. 2 together with Car Park Nos. B97 and B98
洋房 - 屋號2連同B97和B98號停車位

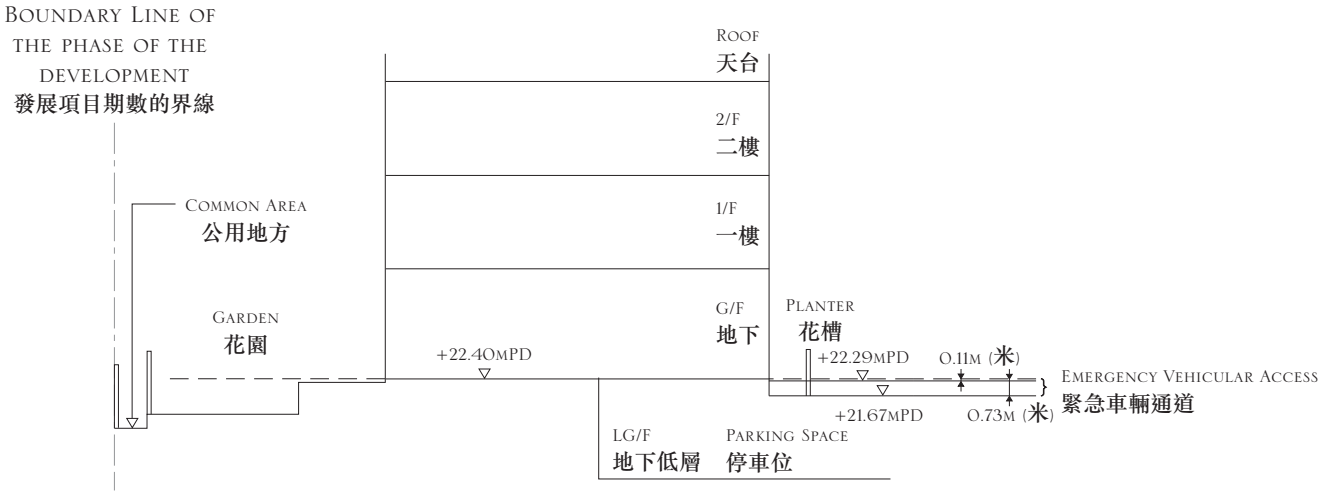

The part of Emergency Vehicular Access adjacent to the building is 21.67 to 22.29 metres above the Hong Kong Principal Datum.
毗連建築物的一段緊急車輛通道為香港主水平基準以上21.67至22.29米。

— — — — — — Dotted line denotes the lowest residential floor.
虛線為最低住宅樓層水平。

Remark :
These cross-section plans are not drawn to scale.
備註：
此橫截面圖並非按照比例繪畫。

Cross-section plan of building in the phase of the development
發展項目期數中的建築物的橫截面圖

House - House No. 3 together with Car Park Nos. B95 and B96
洋房 - 屋號3連同B95和B96號停車位

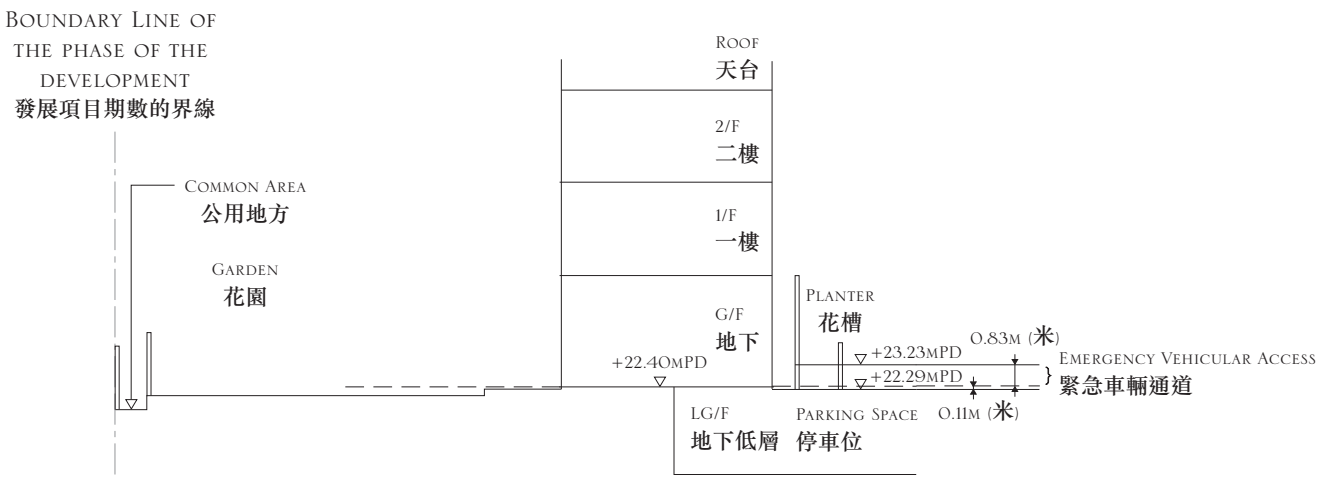

The part of Emergency Vehicular Access adjacent to the building is 22.29 to 23.23 metres above the Hong Kong Principal Datum.
毗連建築物的一段緊急車輛通道為香港主水平基準以上22.29至23.23米。

House - House No. 5 together with Car Park Nos. B92 and B93
洋房 - 屋號5連同B92和B93號停車位

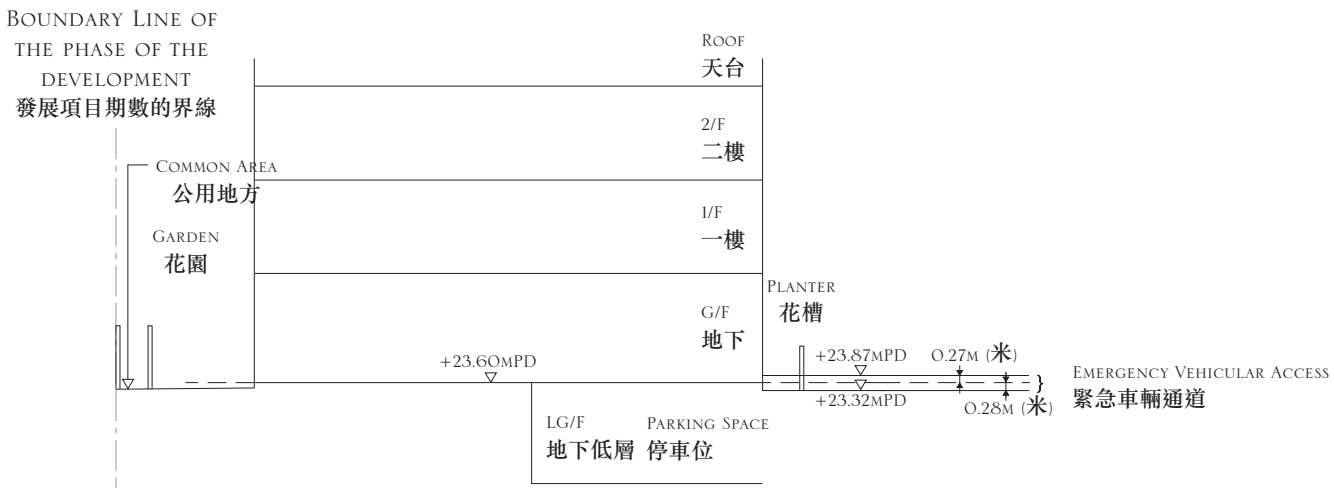

The part of Emergency Vehicular Access adjacent to the building is 23.32 to 23.87 metres above the Hong Kong Principal Datum.
毗連建築物的一段緊急車輛通道為香港主水平基準以上23.32至23.87米。

— — — — — — Dotted line denotes the lowest residential floor.
虛線為最低住宅樓層水平。

Remark :
These cross-section plans are not drawn to scale.
備註：
此橫截面圖並非按照比例繪畫。

Key Plan 索引圖

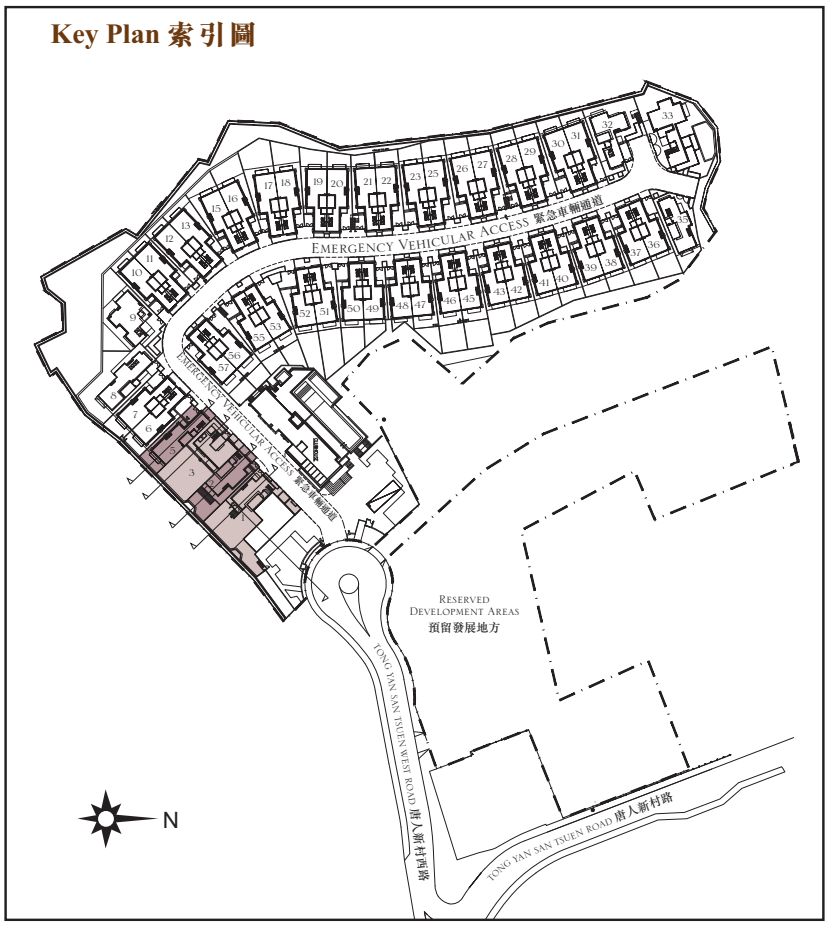

Cross-section plan of building in the phase of the development
發展項目期數中的建築物的橫截面圖

House - House No. 6 together with Car Park Nos. B90 and B91
洋房 - 屋號6連同B90和B91號停車位

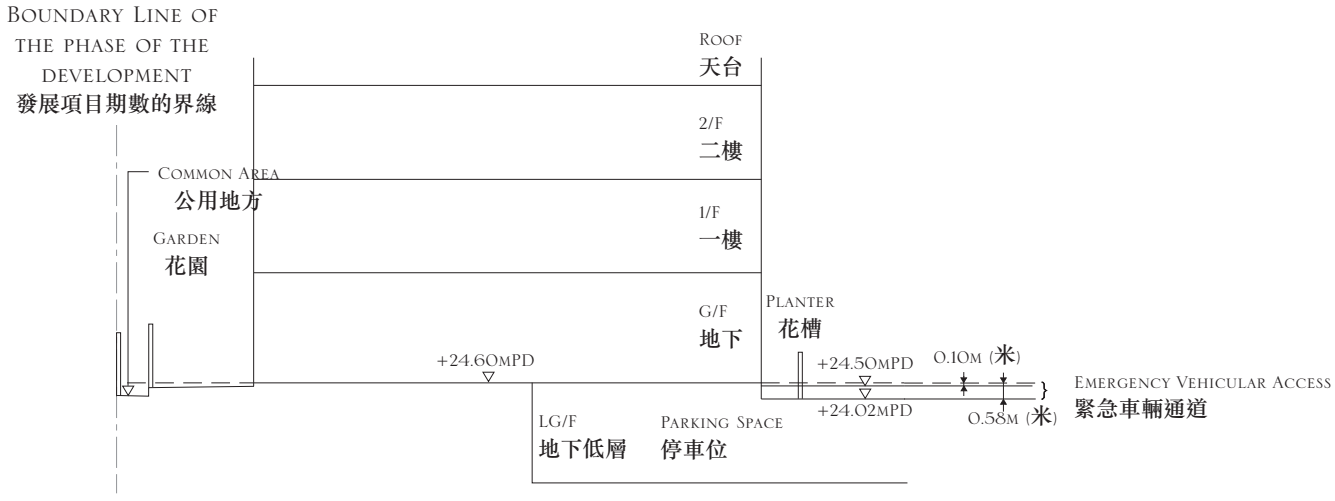

The part of Emergency Vehicular Access adjacent to the building is 24.02 to 24.50 metres above the Hong Kong Principal Datum.
毗連建築物的一段緊急車輛通道為香港主水平基準以上24.02至24.50米。

House - House No. 7 together with Car Park Nos. B88 and B89
洋房 - 屋號7連同B88和B89號停車位

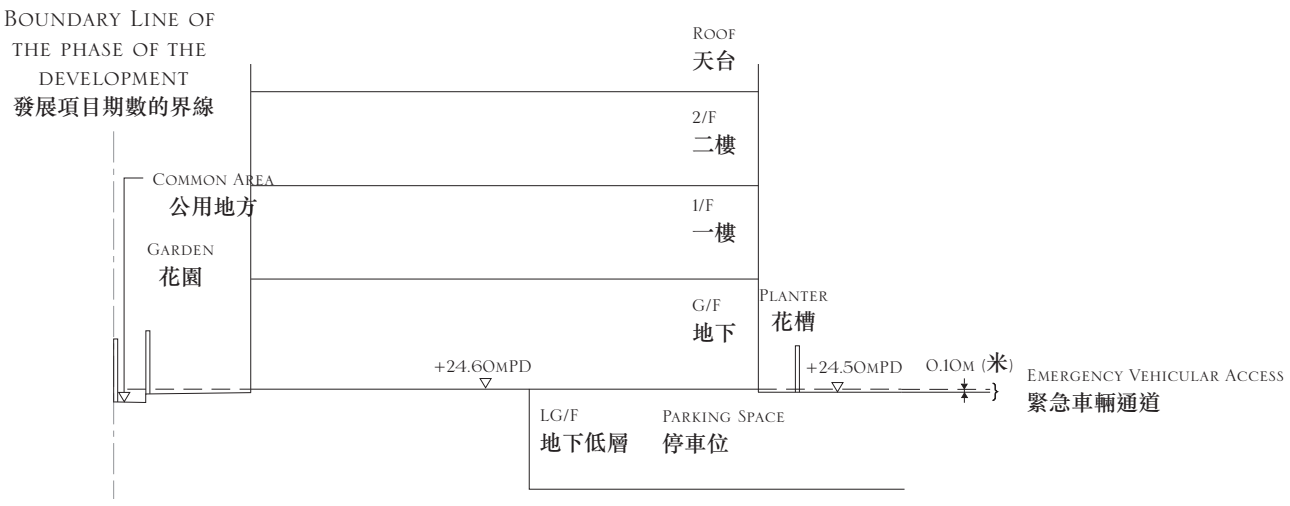

The part of Emergency Vehicular Access adjacent to the building is 24.50 metres above the Hong Kong Principal Datum.
毗連建築物的一段緊急車輛通道為香港主水平基準以上24.50米。

House - House No. 8 together with Car Park Nos. B86 and B87
洋房 - 屋號8連同B86和B87號停車位

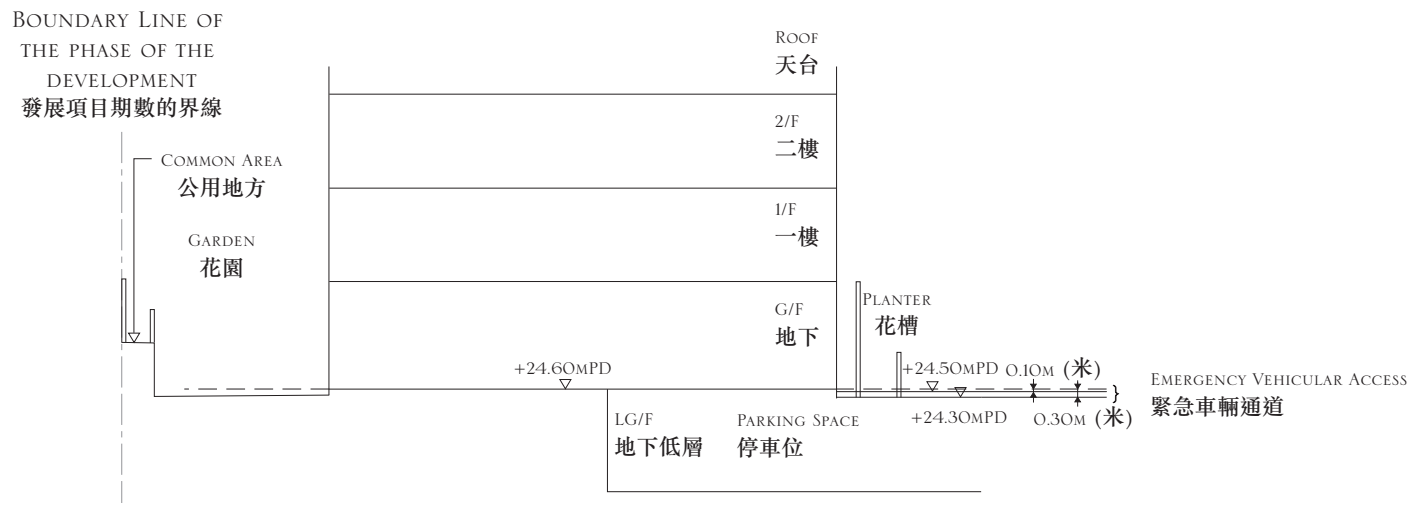

The part of Emergency Vehicular Access adjacent to the building is 24.30 to 24.50 metres above the Hong Kong Principal Datum.
毗連建築物的一段緊急車輛通道為香港主水平基準以上24.30至24.50米。

— — — — — — Dotted line denotes the lowest residential floor.
虛線為最低住宅樓層水平。

Remark :
These cross-section plans are not drawn to scale.
備註：
此橫截面圖並非按照比例繪畫。

Cross-section plan of building in the phase of the development
發展項目期數中的建築物的橫截面圖

House - House No. 9 together with Car Park Nos. B83 and B85
洋房 - 屋號9連同B83和B85號停車位

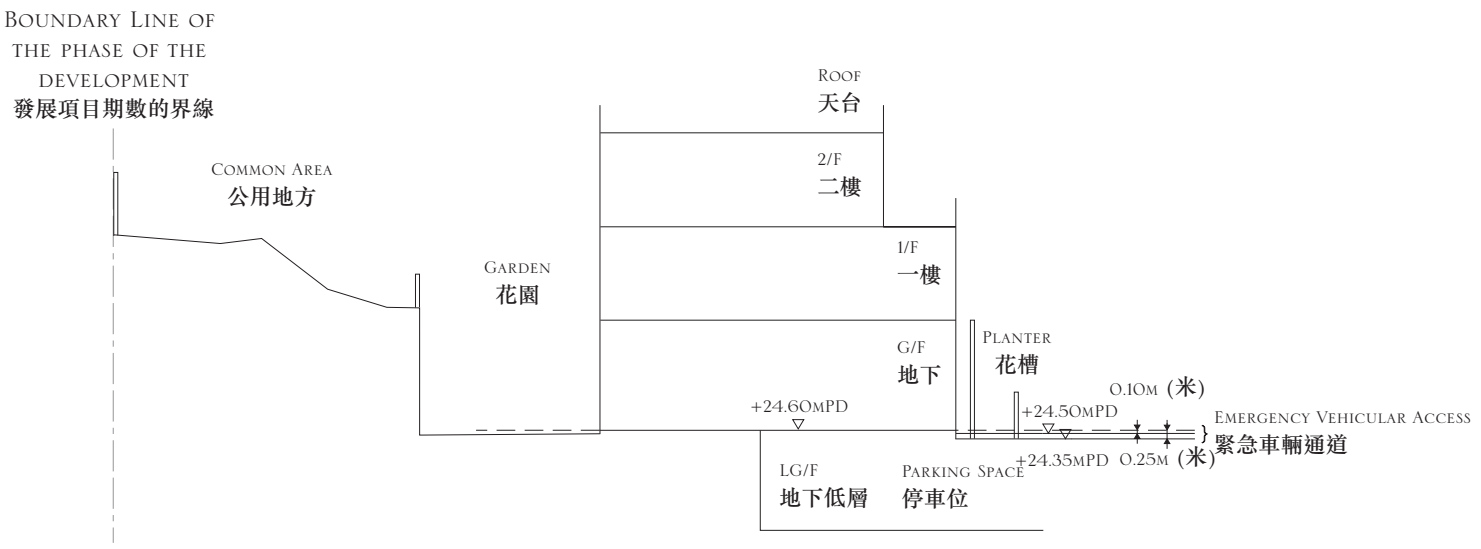

The part of Emergency Vehicular Access adjacent to the building is 24.35 to 24.50 metres above the Hong Kong Principal Datum.
毗連建築物的一段緊急車輛通道為香港主水平基準以上24.35至24.50米。

House - House No. 10 together with Car Park Nos. B81 and B82
洋房 - 屋號10連同B81和B82號停車位

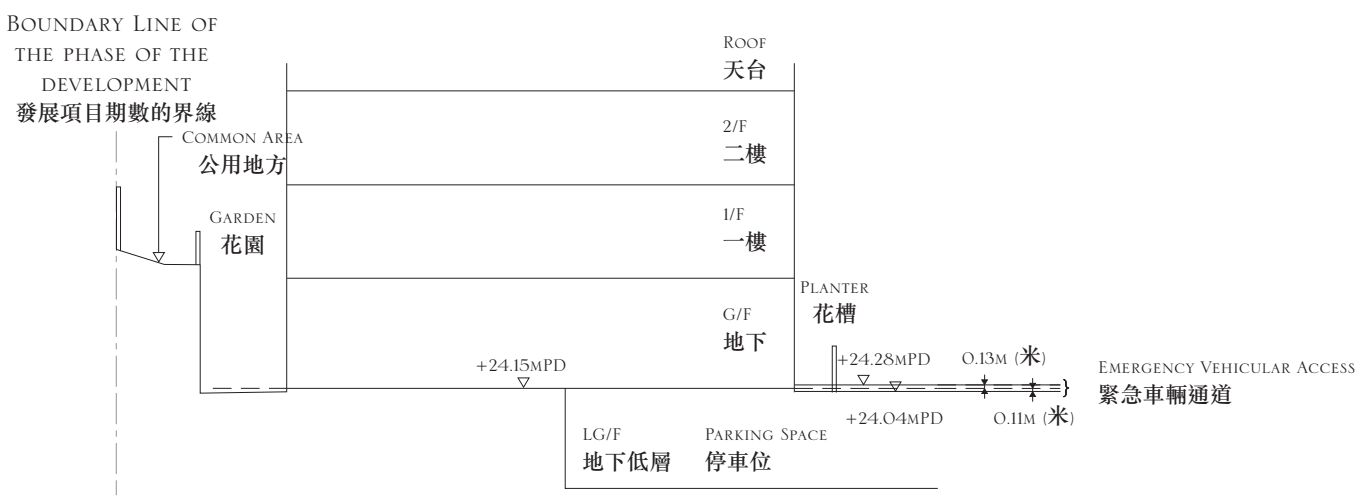

The part of Emergency Vehicular Access adjacent to the building is 24.04 to 24.28 metres above the Hong Kong Principal Datum.
毗連建築物的一段緊急車輛通道為香港主水平基準以上24.04至24.28米。

— — — — — — Dotted line denotes the lowest residential floor.
虛線為最低住宅樓層水平。

Remark :
These cross-section plans are not drawn to scale.
備註：
此橫截面圖並非按照比例繪畫。

Key Plan 索引圖

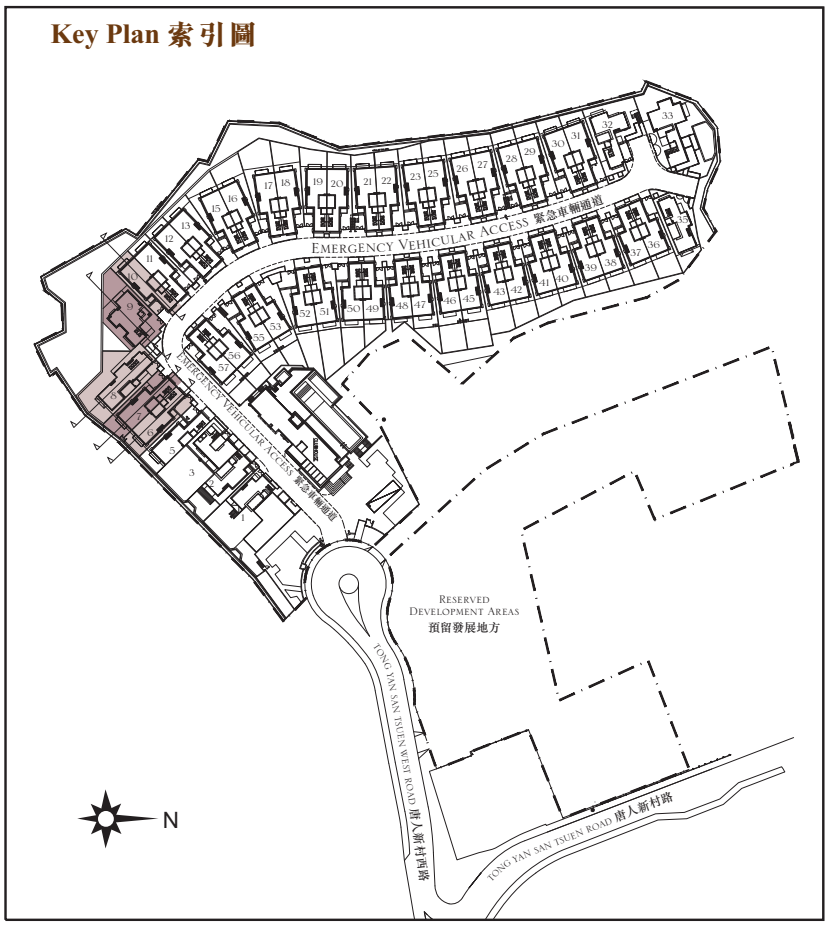

Cross-section plan of building in the phase of the development
發展項目期數中的建築物的橫截面圖

House - House No. 11 together with Car Park Nos. B79 and B80
洋房 - 屋號11連同B79和B80號停車位

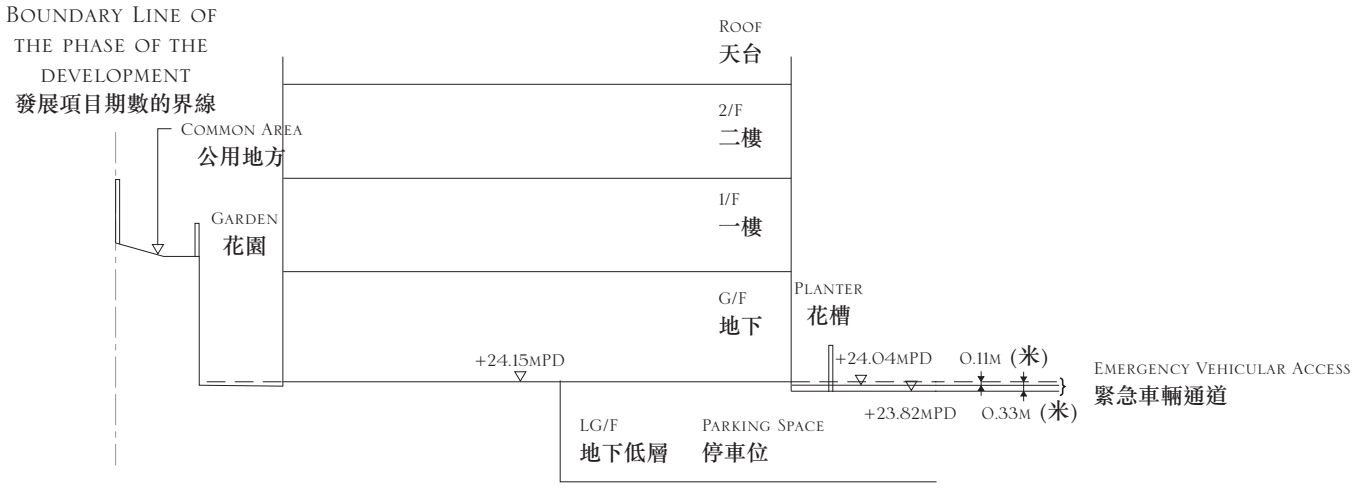

The part of Emergency Vehicular Access adjacent to the building is 23.82 to 24.04 metres above the Hong Kong Principal Datum.
毗連建築物的一段緊急車輛通道為香港主水平基準以上23.82至24.04米。

House - House No. 12 together with Car Park Nos. B77 and B78
洋房 - 屋號12連同B77和B78號停車位

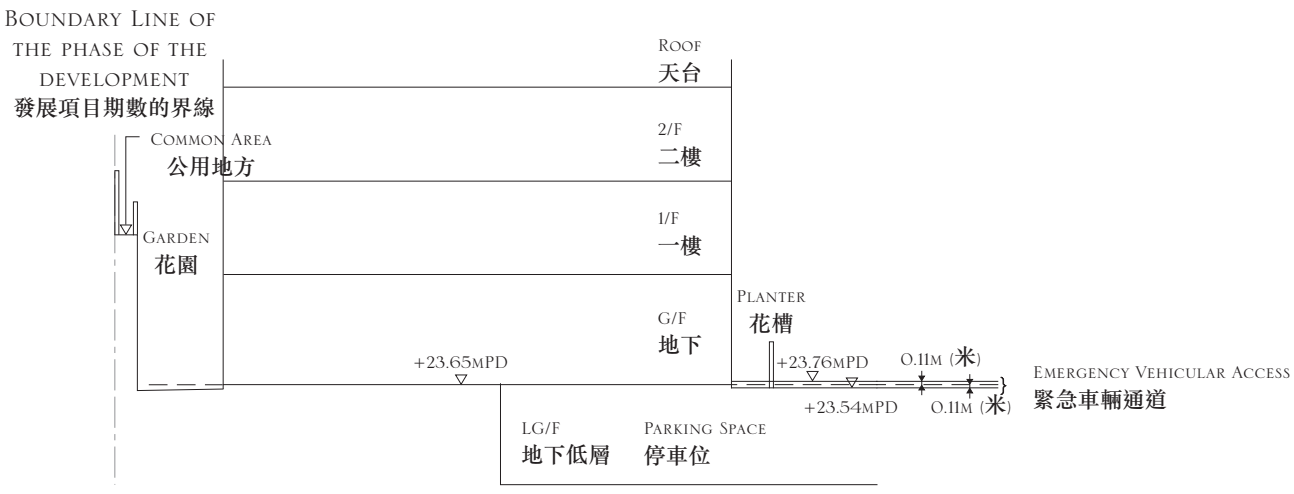

The part of Emergency Vehicular Access adjacent to the building is 23.54 to 23.76 metres above the Hong Kong Principal Datum.
毗連建築物的一段緊急車輛通道為香港主水平基準以上23.54至23.76米。

House - House No. 13 together with Car Park Nos. B75 and B76
洋房 - 屋號13連同B75和B76號停車位

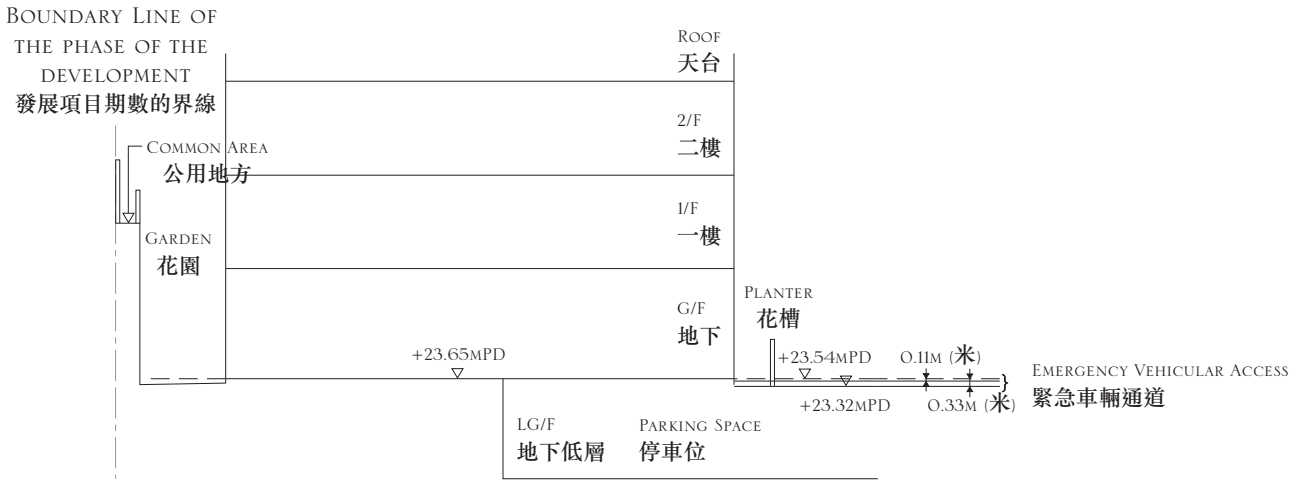

The part of Emergency Vehicular Access adjacent to the building is 23.32 to 23.54 metres above the Hong Kong Principal Datum.
毗連建築物的一段緊急車輛通道為香港主水平基準以上23.32至23.54米。

– – – – – – Dotted line denotes the lowest residential floor.
虛線為最低住宅樓層水平。

Remark :
These cross-section plans are not drawn to scale.
備註：
此橫截面圖並非按照比例繪畫。

Cross-section plan of building in the phase of the development
發展項目期數中的建築物的橫截面圖

House - House No. 15 together with Car Park Nos. B72 and B73
洋房 - 屋號15連同B72和B73號停車位

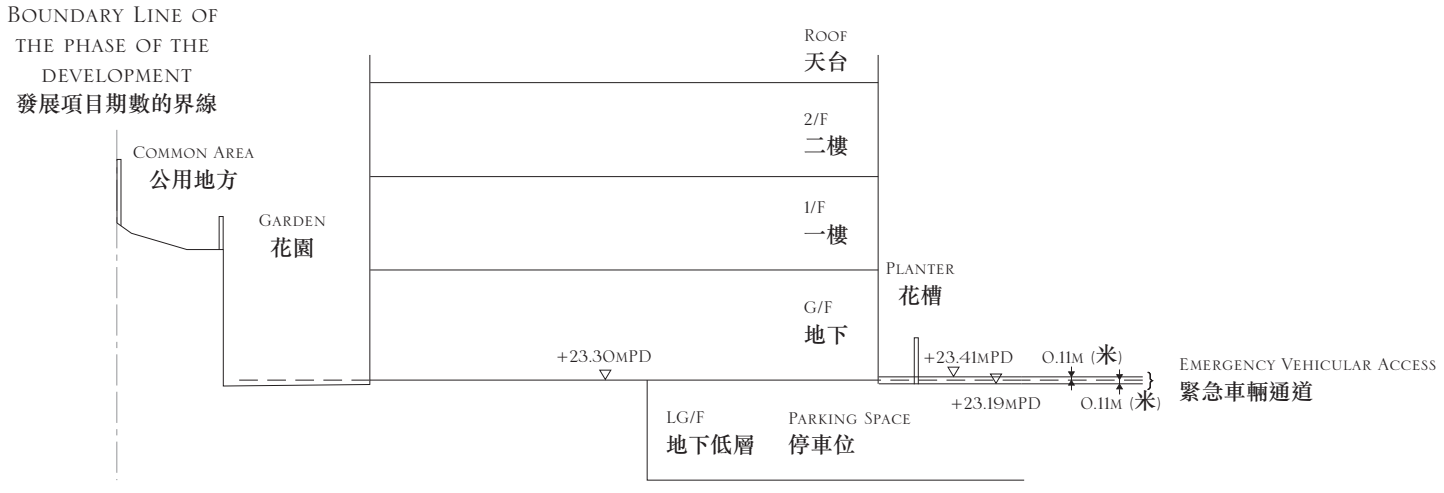

The part of Emergency Vehicular Access adjacent to the building is 23.19 to 23.41 metres above the Hong Kong Principal Datum.
毗連建築物的一段緊急車輛通道為香港主水平基準以上23.19至23.41米。

House - House No. 16 together with Car Park Nos. B70 and B71
洋房 - 屋號16連同B70和B71號停車位

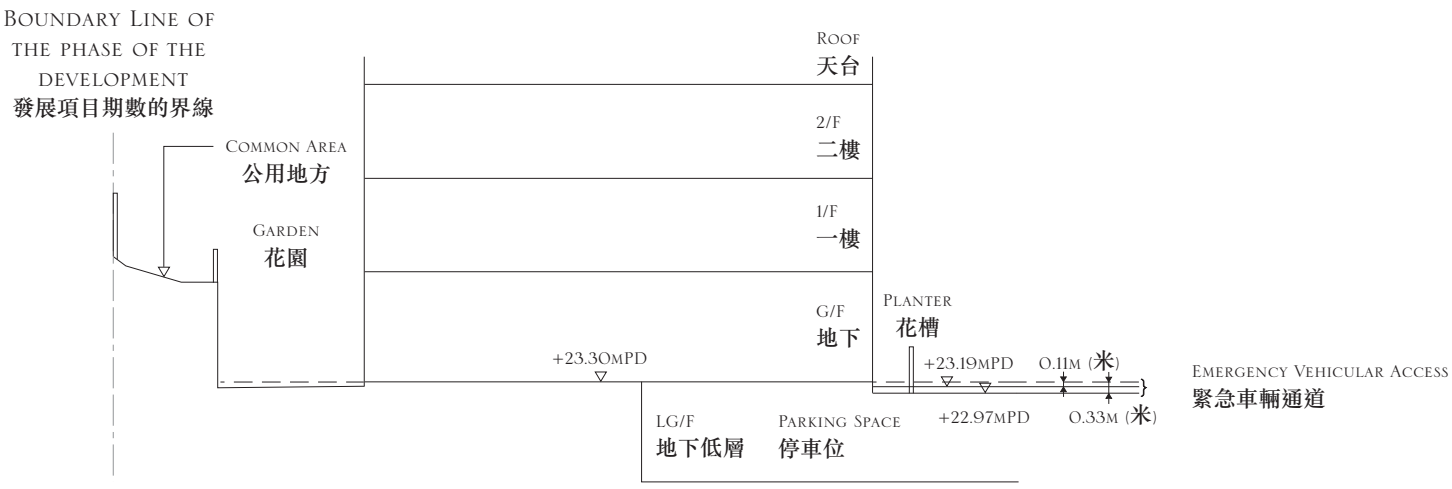

The part of Emergency Vehicular Access adjacent to the building is 22.97 to 23.19 metres above the Hong Kong Principal Datum.
毗連建築物的一段緊急車輛通道為香港主水平基準以上22.97至23.19米。

— — — — — — Dotted line denotes the lowest residential floor.
虛線為最低住宅樓層水平。

Remark :
These cross-section plans are not drawn to scale.
備註：
此橫截面圖並非按照比例繪畫。

Key Plan 索引圖

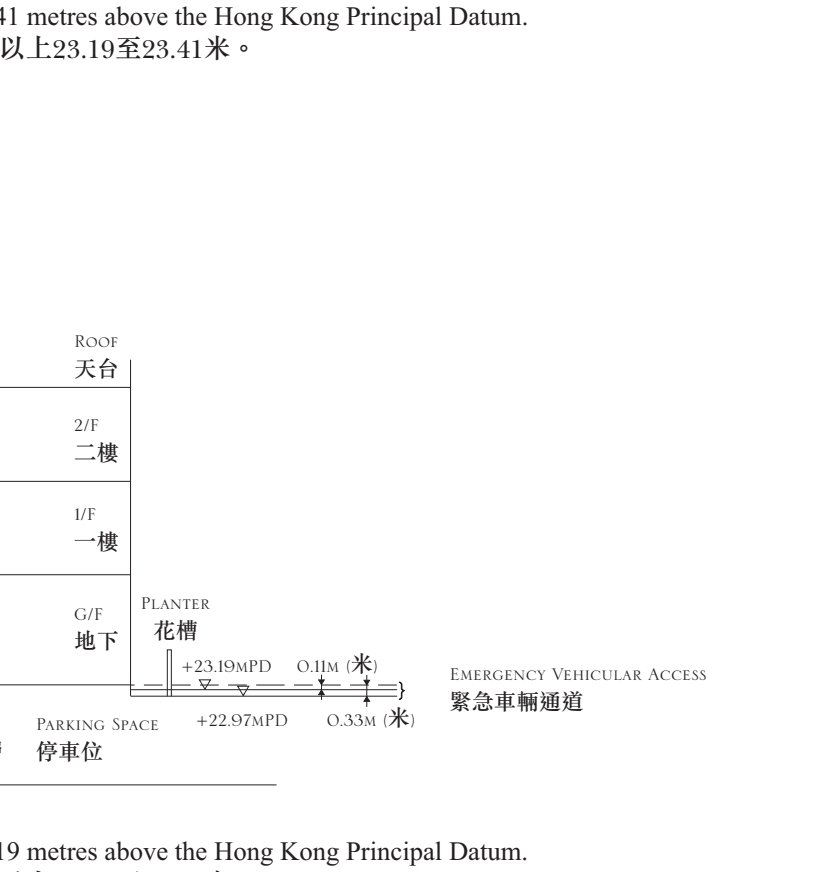

Cross-section plan of building in the phase of the development
發展項目期數中的建築物的橫截面圖

House - House No. 17 together with Car Park Nos. B68 and B69
洋房 - 屋號17連同B68和B69號停車位

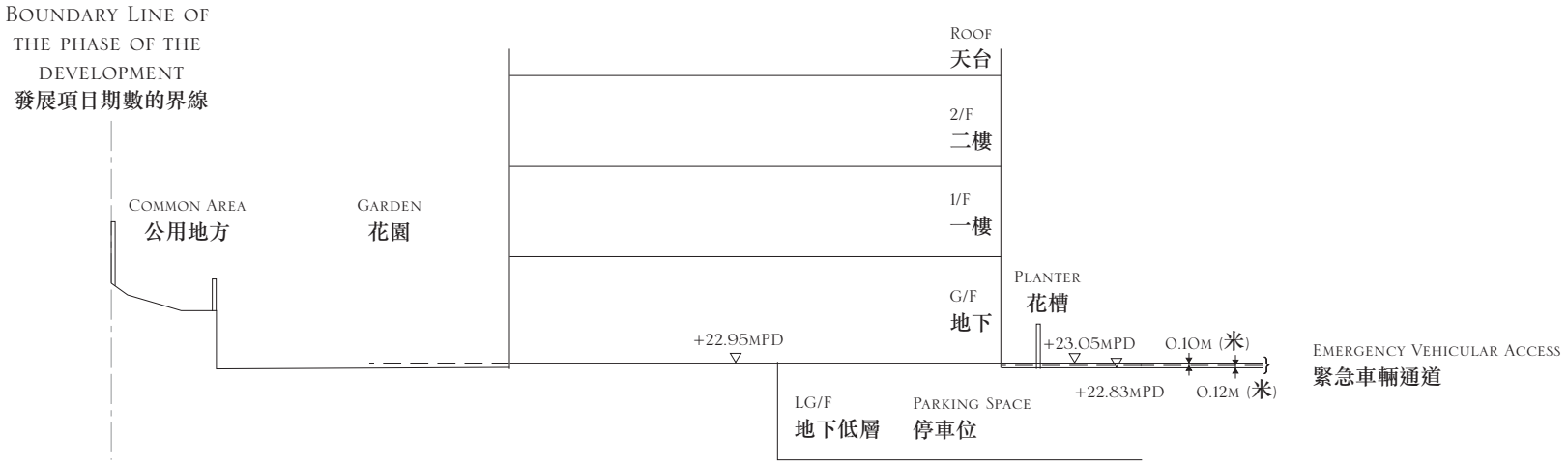

The part of Emergency Vehicular Access adjacent to the building is 22.83 to 23.05 metres above the Hong Kong Principal Datum.
毗連建築物的一段緊急車輛通道為香港主水平基準以上22.83至23.05米。

House - House No. 18 together with Car Park Nos. B66 and B67
洋房 - 屋號18連同B66和B67號停車位

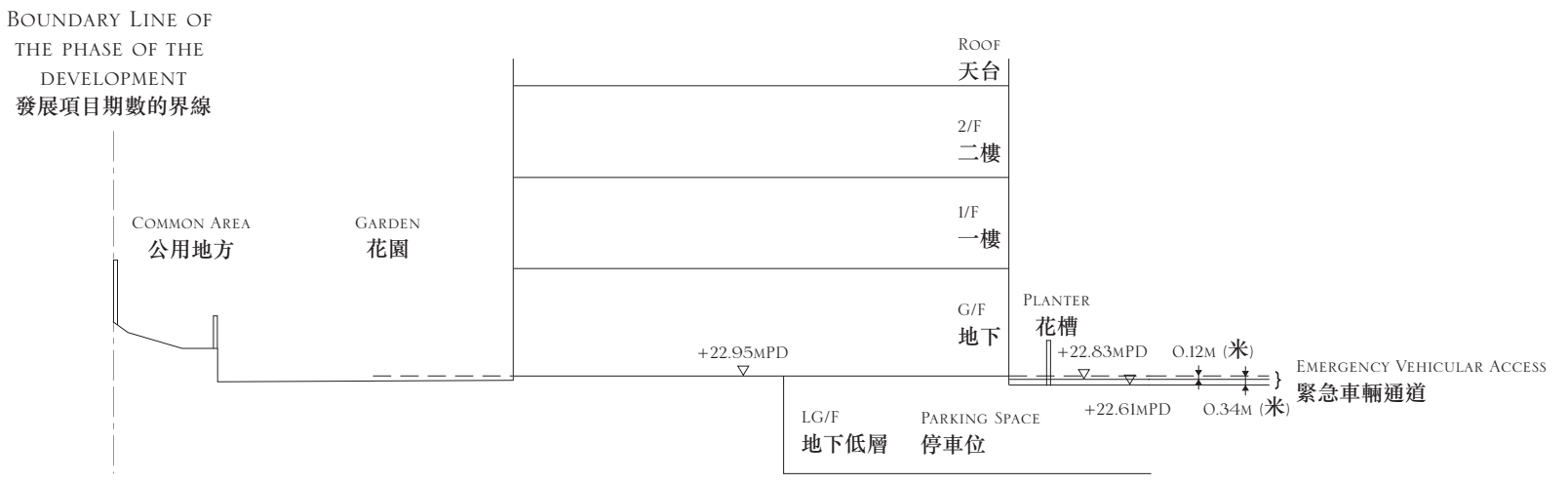

The part of Emergency Vehicular Access adjacent to the building is 22.61 to 22.83 metres above the Hong Kong Principal Datum.
毗連建築物的一段緊急車輛通道為香港主水平基準以上22.61至22.83米。

House - House No. 19 together with Car Park Nos. B63 and B65
洋房 - 屋號19連同B63和B65號停車位

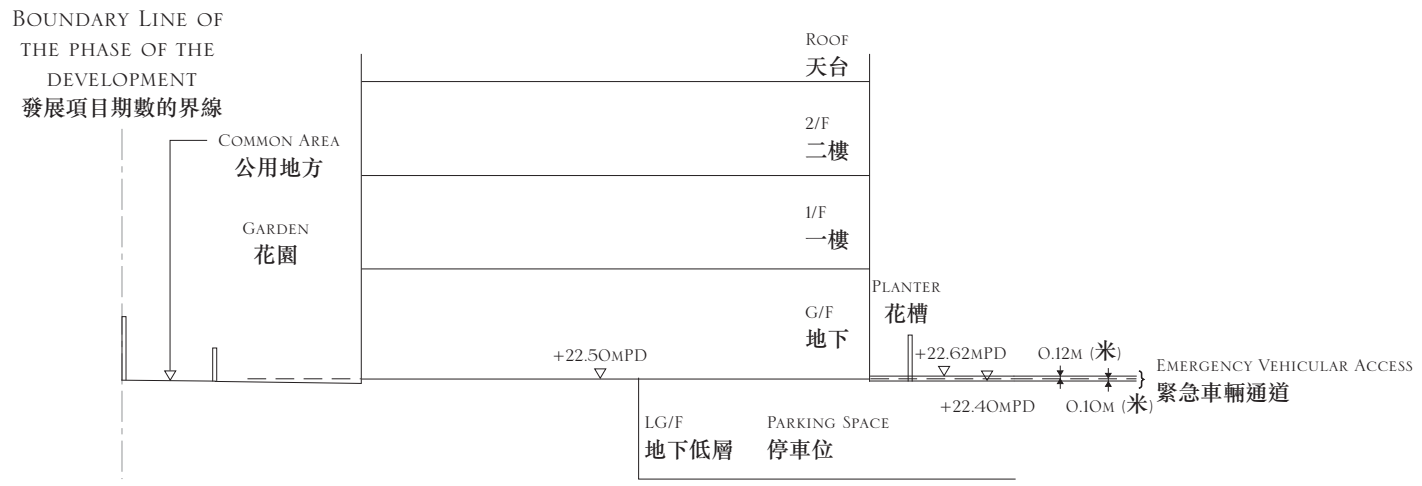

The part of Emergency Vehicular Access adjacent to the building is 22.40 to 22.62 metres above the Hong Kong Principal Datum.
毗連建築物的一段緊急車輛通道為香港主水平基準以上22.40至22.62米。

— — — — — — Dotted line denotes the lowest residential floor.
虛線為最低住宅樓層水平。

Remark :
These cross-section plans are not drawn to scale.
備註：
此橫截面圖並非按照比例繪畫。

Cross-section plan of building in the phase of the development
發展項目期數中的建築物的橫截面圖

House - House No. 20 together with Car Park Nos. B61 and B62
洋房 - 屋號20連同B61和B62號停車位

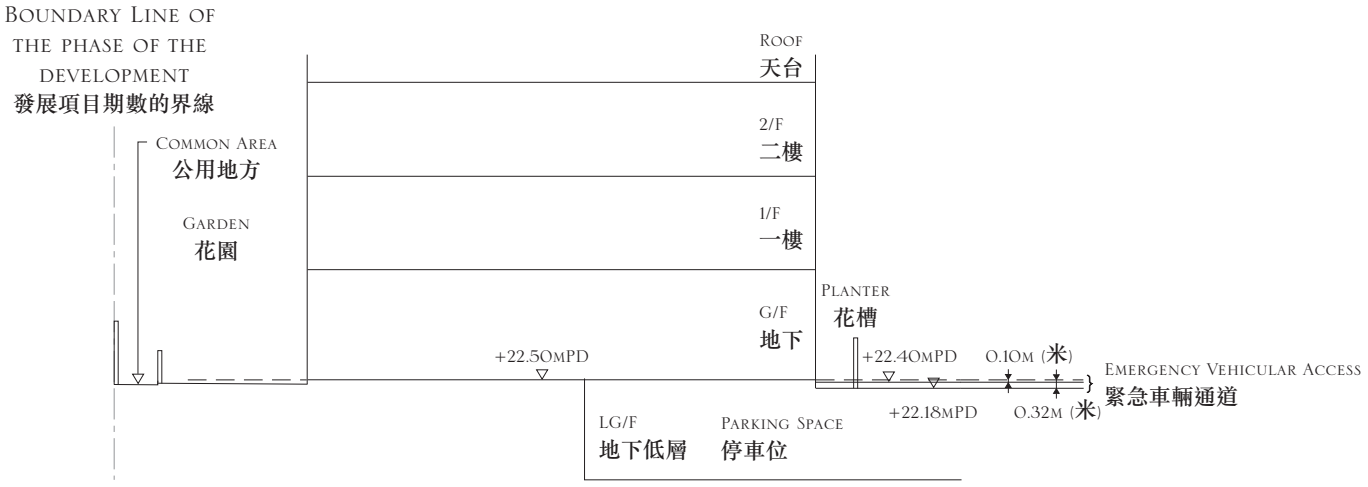

The part of Emergency Vehicular Access adjacent to the building is 22.18 to 22.40 metres above the Hong Kong Principal Datum.
毗連建築物的一段緊急車輛通道為香港主水平基準以上22.18至22.40米。

House - House No. 21 together with Car Park Nos. B59 and B60
洋房 - 屋號21連同B59和B60號停車位

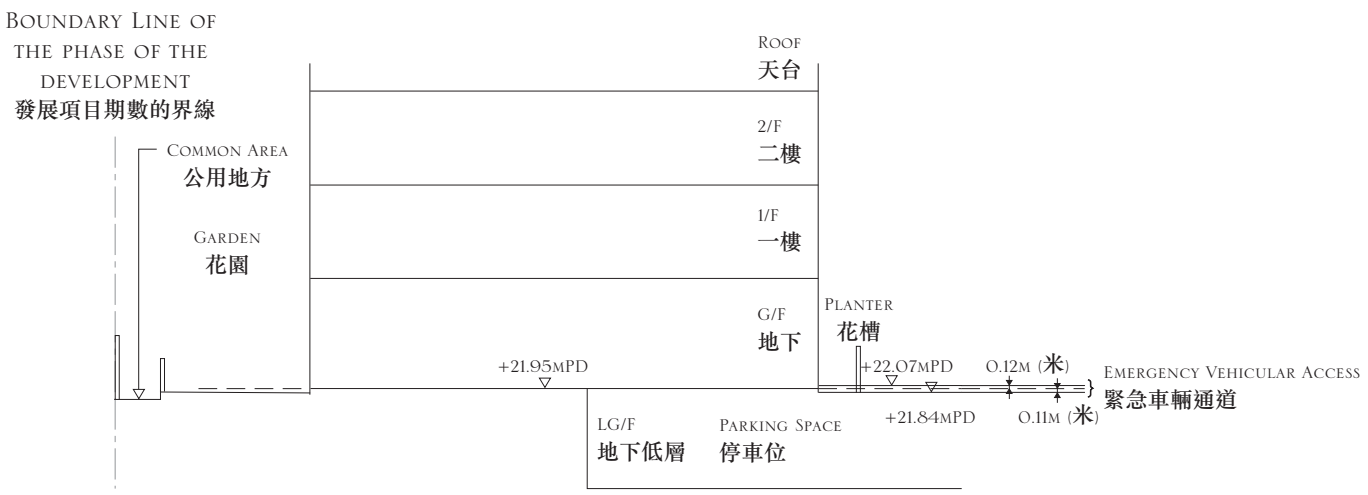

The part of Emergency Vehicular Access adjacent to the building is 21.84 to 22.07 metres above the Hong Kong Principal Datum.
毗連建築物的一段緊急車輛通道為香港主水平基準以上21.84至22.07米。

— — — — — — Dotted line denotes the lowest residential floor.
虛線為最低住宅樓層水平。

Remark :
These cross-section plans are not drawn to scale.
備註：
此橫截面圖並非按照比例繪畫。

Key Plan 索引圖

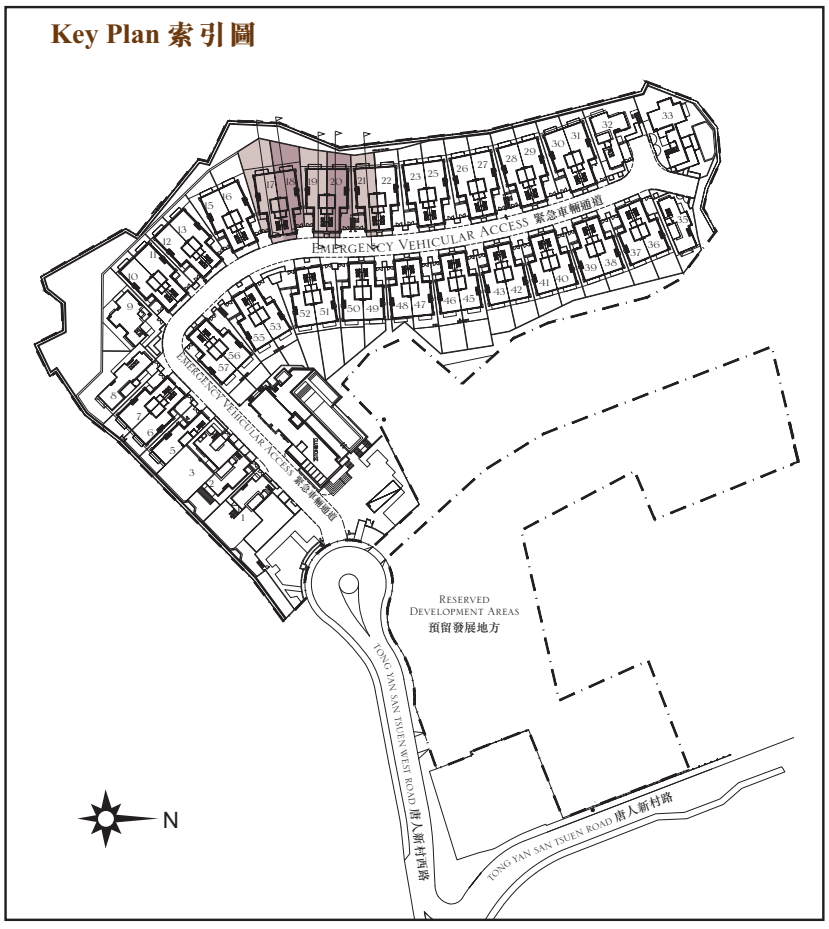

Cross-section plan of building in the phase of the development
發展項目期數中的建築物的橫截面圖

House - House No. 22 together with Car Park Nos. B57 and B58
洋房 - 屋號22連同B57和B58號停車位

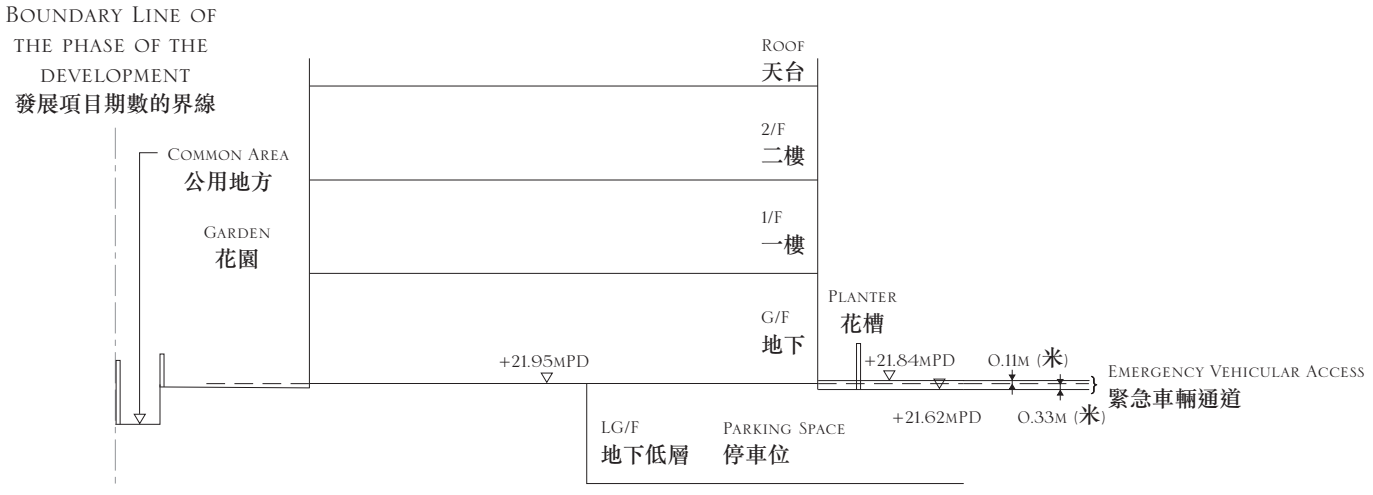

The part of Emergency Vehicular Access adjacent to the building is 21.62 to 21.84 metres above the Hong Kong Principal Datum.
毗連建築物的一段緊急車輛通道為香港主水平基準以上21.62至21.84米。

House - House No. 23 together with Car Park Nos. B55 and B56
洋房 - 屋號23連同B55和B56號停車位

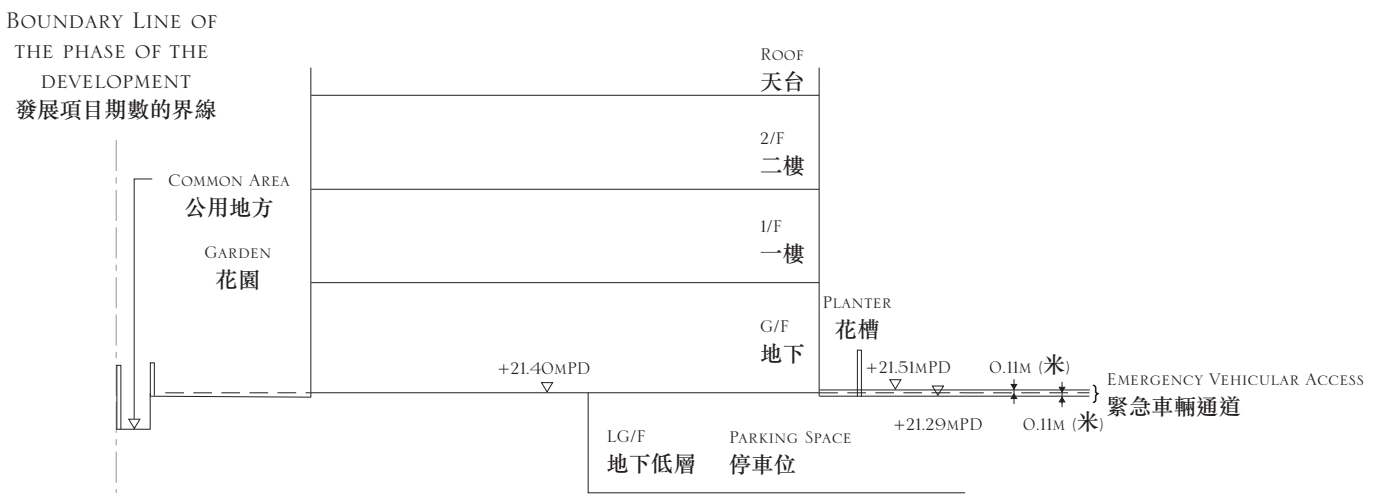

The part of Emergency Vehicular Access adjacent to the building is 21.29 to 21.51 metres above the Hong Kong Principal Datum.
毗連建築物的一段緊急車輛通道為香港主水平基準以上21.29至21.51米。

House - House No. 25 together with Car Park Nos. B52 and B53
洋房 - 屋號25連同B52和B53號停車位

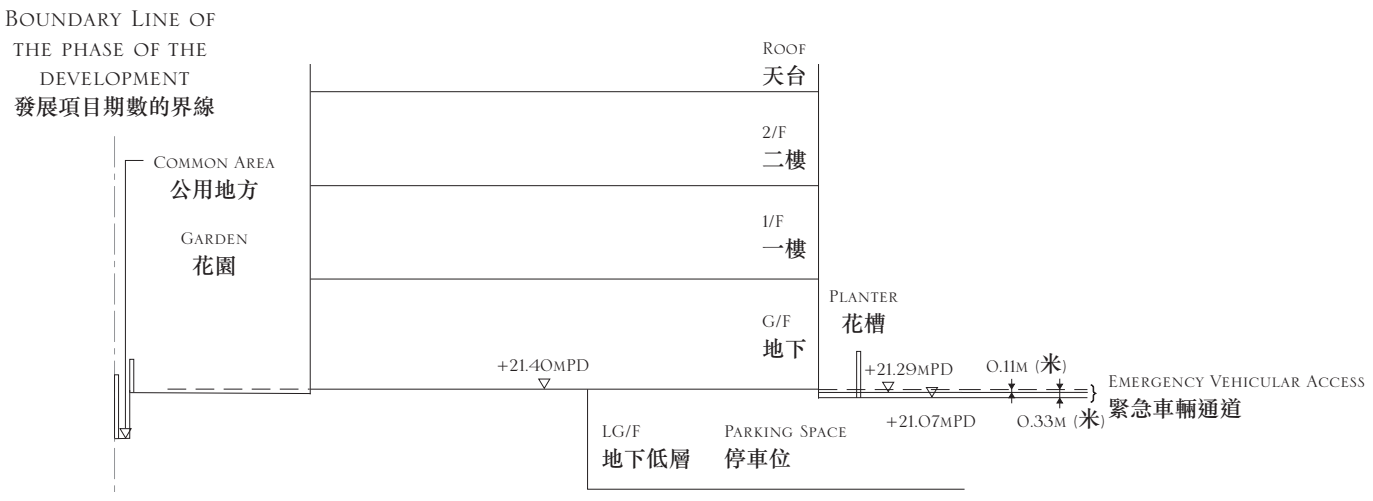

The part of Emergency Vehicular Access adjacent to the building is 21.07 to 21.29 metres above the Hong Kong Principal Datum.
毗連建築物的一段緊急車輛通道為香港主水平基準以上21.07至21.29米。

— — — — — — Dotted line denotes the lowest residential floor.
虛線為最低住宅樓層水平。

Remark :
These cross-section plans are not drawn to scale.
備註：
此橫截面圖並非按照比例繪畫。

Cross-section plan of building in the phase of the development
發展項目期數中的建築物的橫截面圖

House - House No. 26 together with Car Park Nos. B50 and B51
洋房 - 屋號26連同B50和B51號停車位

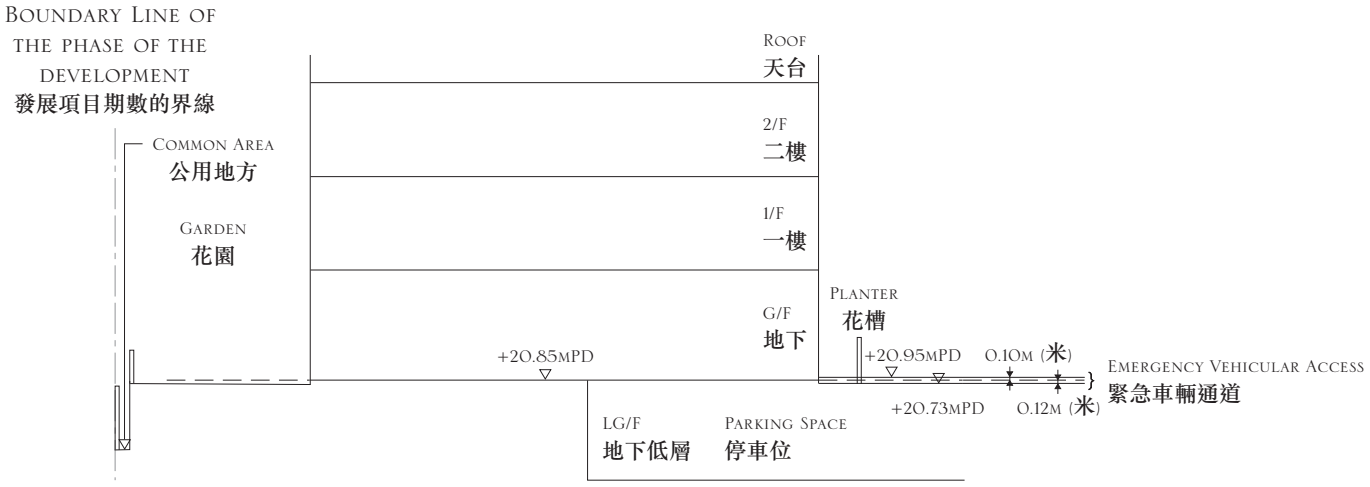

The part of Emergency Vehicular Access adjacent to the building is 20.73 to 20.95 metres above the Hong Kong Principal Datum.
毗連建築物的一段緊急車輛通道為香港主水平基準以上20.73至20.95米。

House - House No. 27 together with Car Park Nos. B48 and B49
洋房 - 屋號27連同B48和B49號停車位

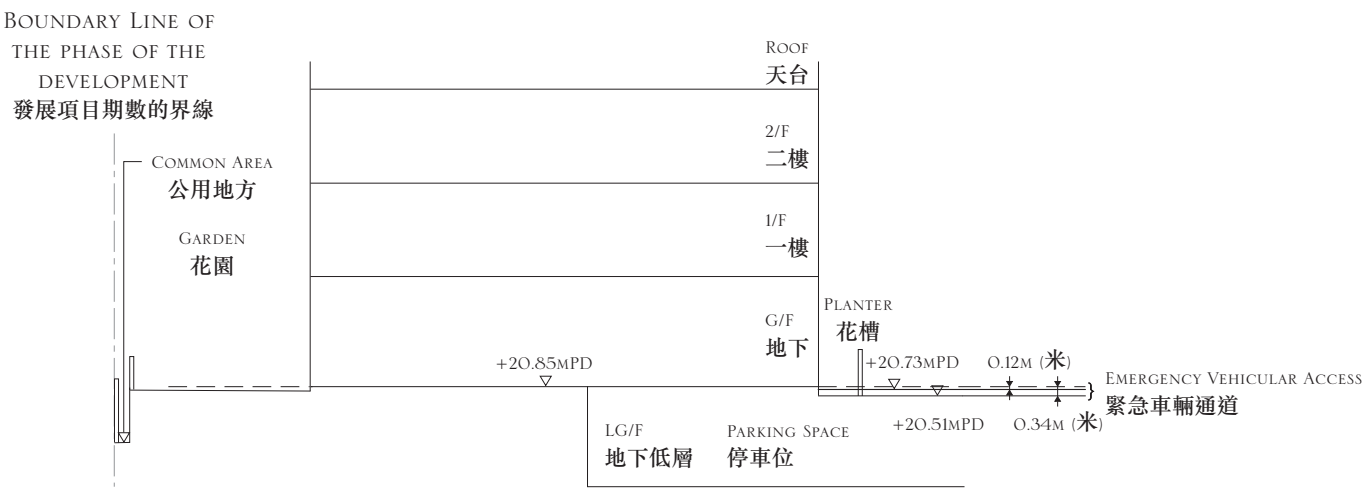

The part of Emergency Vehicular Access adjacent to the building is 20.51 to 20.73 metres above the Hong Kong Principal Datum.
毗連建築物的一段緊急車輛通道為香港主水平基準以上20.51至20.73米。

— — — — — — Dotted line denotes the lowest residential floor.
虛線為最低住宅樓層水平。

Remark :
These cross-section plans are not drawn to scale.
備註：
此橫截面圖並非按照比例繪畫。

Key Plan 索引圖

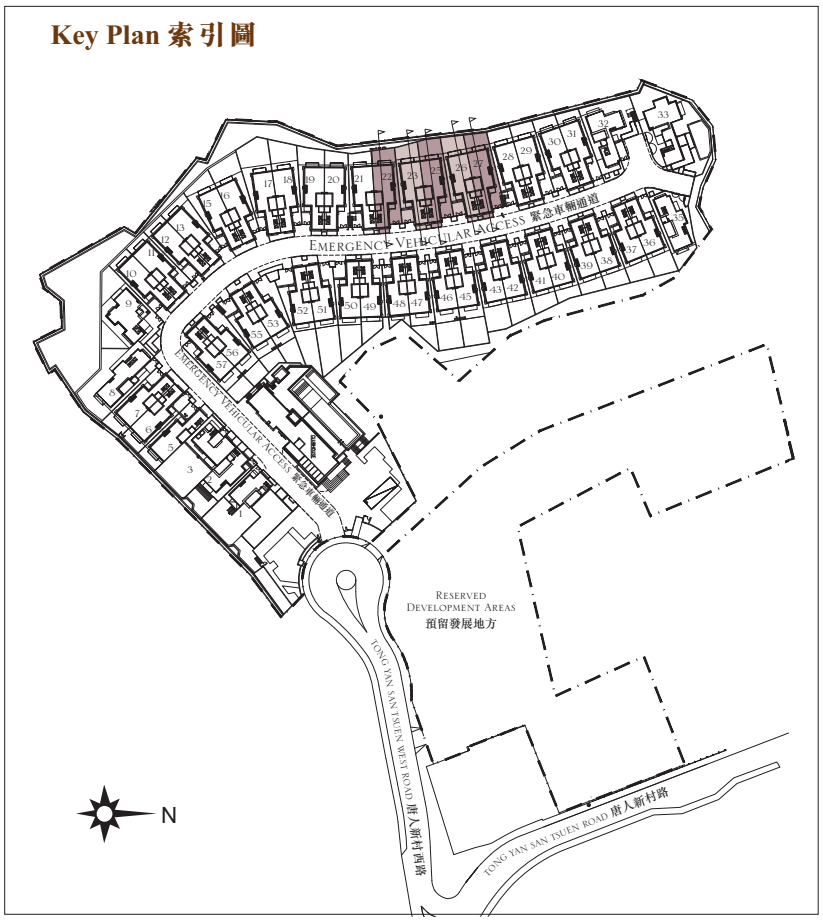

Cross-section plan of building in the phase of the development
發展項目期數中的建築物的橫截面圖

House - House No. 28 together with Car Park Nos. B46 and B47
洋房 - 屋號28連同B46和B47號停車位

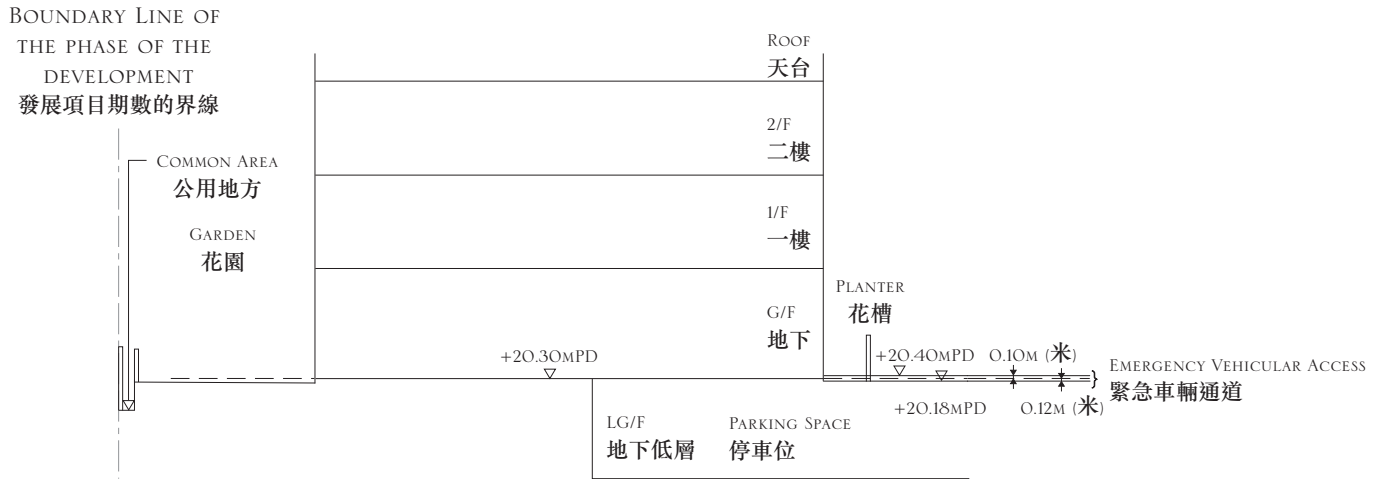

The part of Emergency Vehicular Access adjacent to the building is 20.18 to 20.40 metres above the Hong Kong Principal Datum.
毗連建築物的一段緊急車輛通道為香港主水平基準以上20.18至20.40米。

House - House No. 29 together with Car Park Nos. B43 and B45
洋房 - 屋號29連同B43和B45號停車位

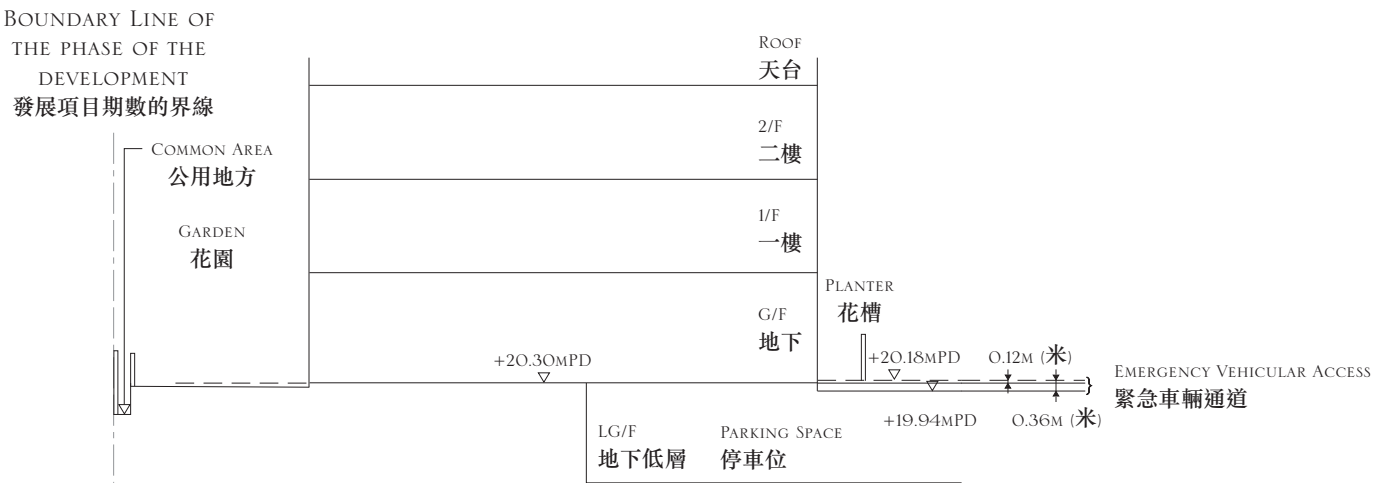

The part of Emergency Vehicular Access adjacent to the building is 19.94 to 20.18 metres above the Hong Kong Principal Datum.
毗連建築物的一段緊急車輛通道為香港主水平基準以上19.94至20.18米。

House - House No. 30 together with Car Park Nos. B41 and B42
洋房 - 屋號30連同B41和B42號停車位

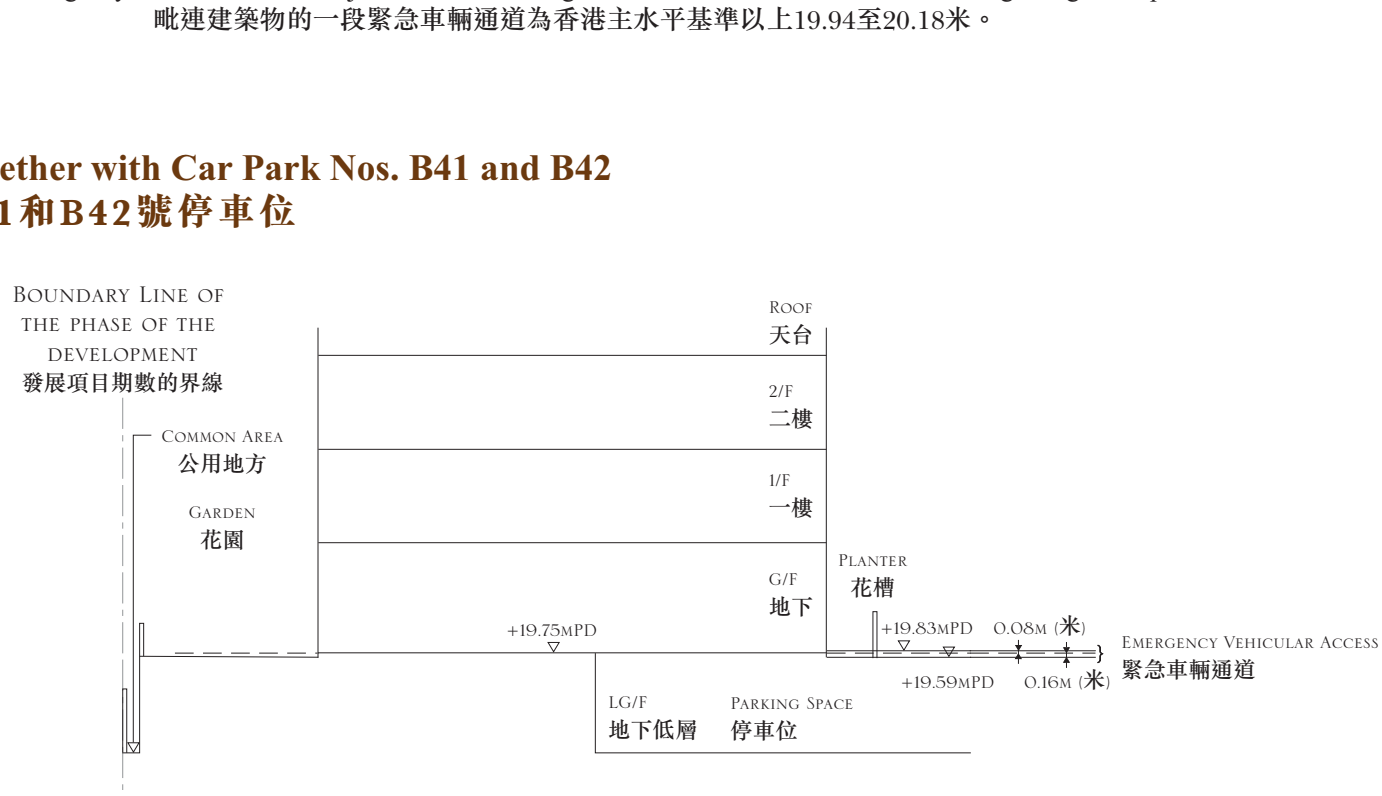

The part of Emergency Vehicular Access adjacent to the building is 19.59 to 19.83 metres above the Hong Kong Principal Datum.
毗連建築物的一段緊急車輛通道為香港主水平基準以上19.59至19.83米。

— — — — — — Dotted line denotes the lowest residential floor.
虛線為最低住宅樓層水平。

Remark :
These cross-section plans are not drawn to scale.
備註：
此橫截面圖並非按照比例繪畫。

Cross-section plan of building in the phase of the development
發展項目期數中的建築物的橫截面圖

House - House No. 31 together with Car Park Nos. B39 and B40
洋房 - 屋號31連同B39和B40號停車位

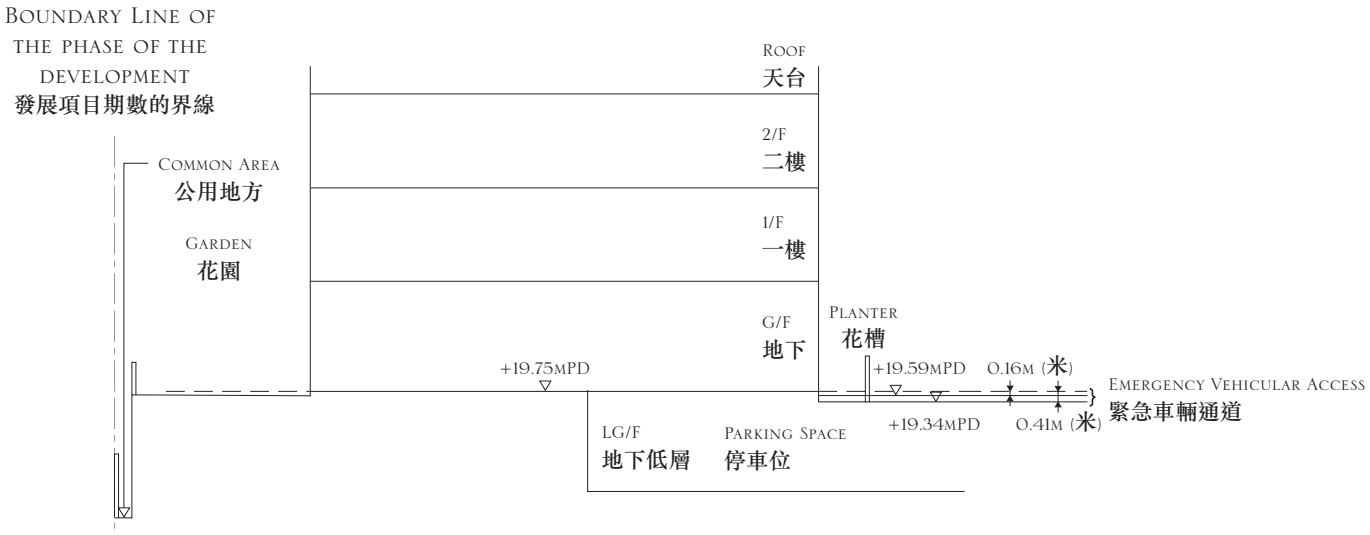

The part of Emergency Vehicular Access adjacent to the building is 19.34 to 19.59 metres above the Hong Kong Principal Datum.
毗連建築物的一段緊急車輛通道為香港主水平基準以上19.34至19.59米。

House - House No. 32 together with Car Park Nos. B36, B37 and B38
洋房 - 屋號32連同B36、B37及B38號停車位

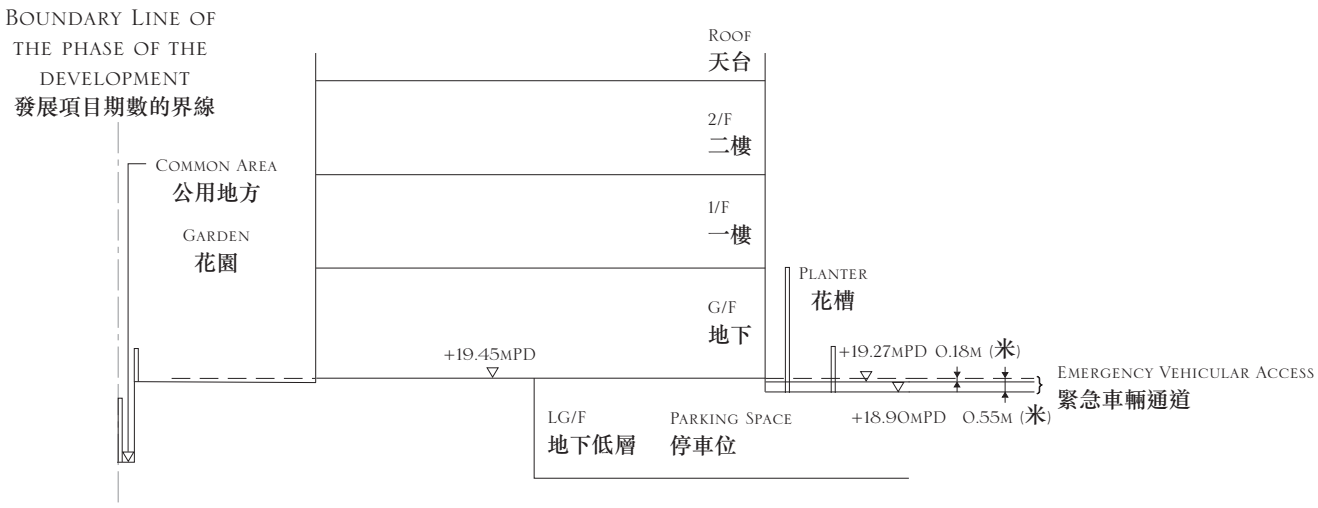

The part of Emergency Vehicular Access adjacent to the building is 18.90 to 19.27 metres above the Hong Kong Principal Datum.
毗連建築物的一段緊急車輛通道為香港主水平基準以上18.90至19.27米。

— — — — — — Dotted line denotes the lowest residential floor.
虛線為最低住宅樓層水平。

Remark :
These cross-section plans are not drawn to scale.
備註：
此橫截面圖並非按照比例繪畫。

Key Plan 索引圖

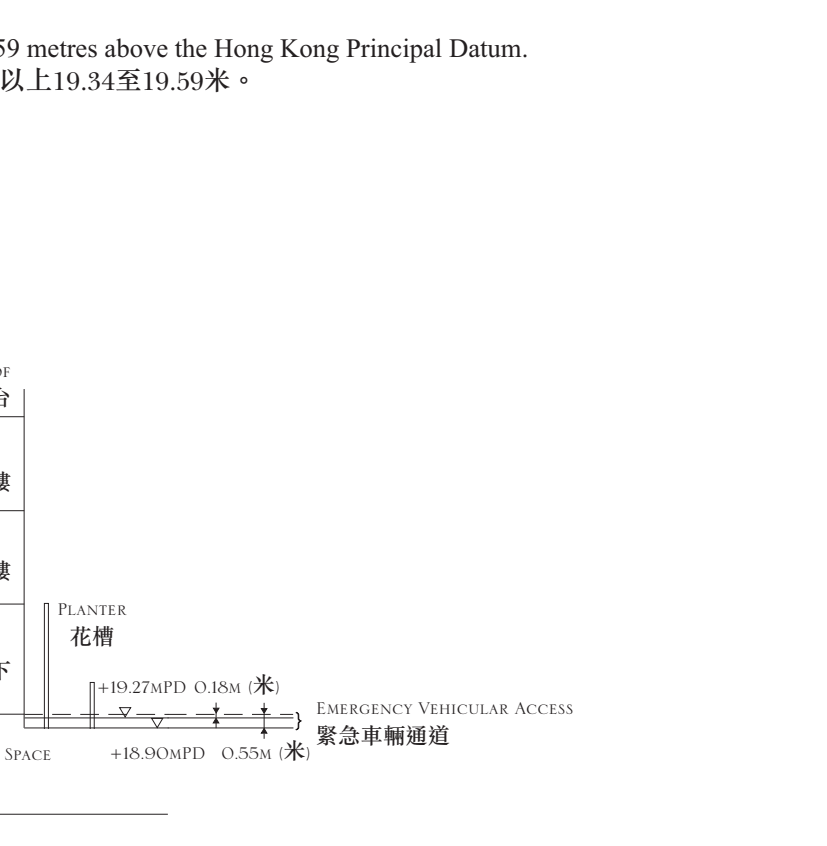

Cross-section plan of building in the phase of the development
發展項目期數中的建築物的橫截面圖

House - House No. 33 together with Car Park Nos. B32, B33 and B35
洋房 - 屋號33連同B32、B33及B35號停車位

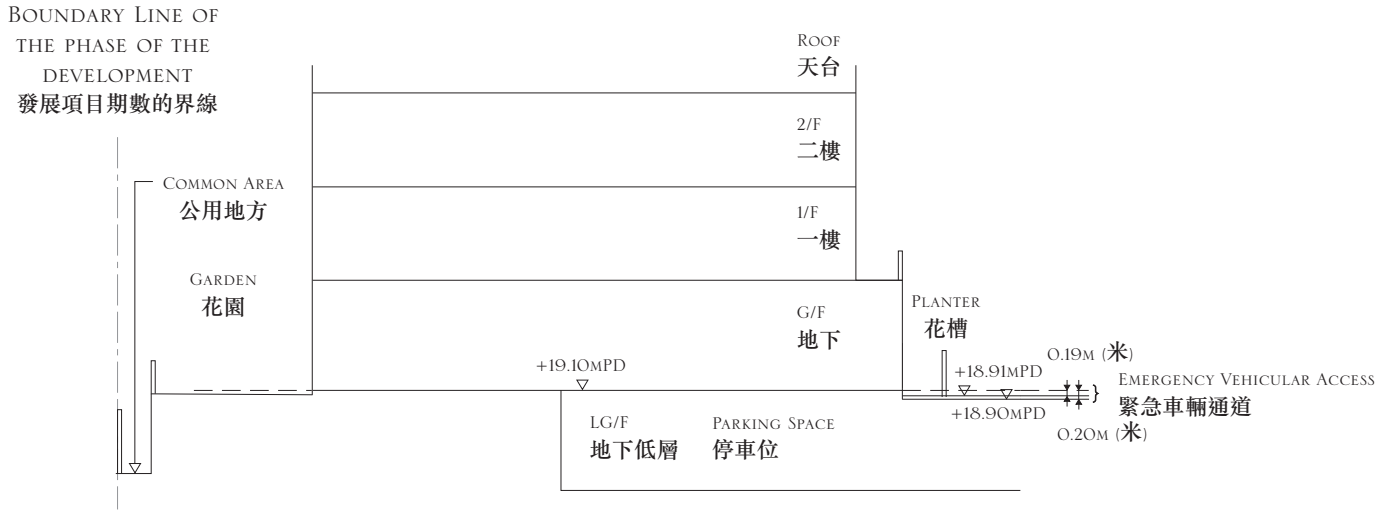

The part of Emergency Vehicular Access adjacent to the building is 18.90 to 18.91 metres above the Hong Kong Principal Datum.
毗連建築物的一段緊急車輛通道為香港主水平基準以上18.90 至 18.91米。

House - House No. 35 together with Car Park Nos. B30 and B31
洋房 - 屋號35連同B30和B31號停車位

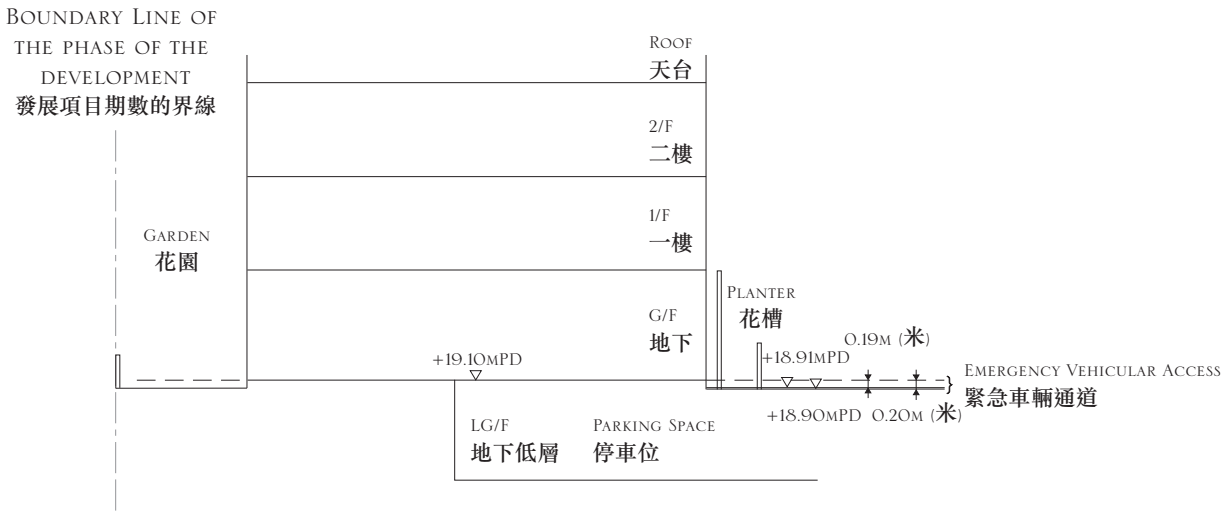

The part of Emergency Vehicular Access adjacent to the building is 18.90 to 18.91 metres above the Hong Kong Principal Datum.
毗連建築物的一段緊急車輛通道為香港主水平基準以上18.90至18.91米。

House - House No. 36 together with Car Park No. B29
洋房 - 屋號36連同B29號停車位

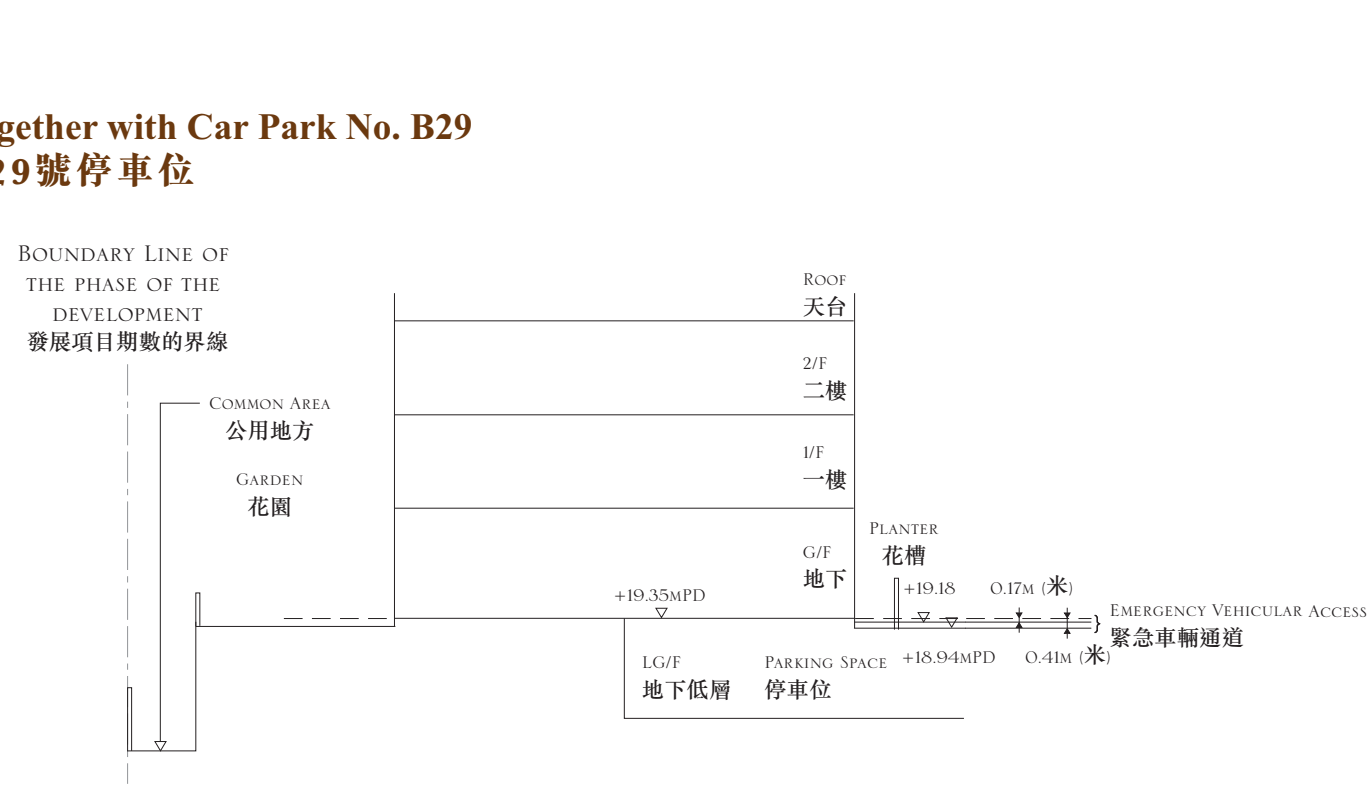

The part of Emergency Vehicular Access adjacent to the building is 18.94 to 19.18 metres above the Hong Kong Principal Datum.
毗連建築物的一段緊急車輛通道為香港主水平基準以上18.94至19.18米。

— — — — — — Dotted line denotes the lowest residential floor.
虛線為最低住宅樓層水平。

Remark :
These cross-section plans are not drawn to scale.
備註：
此橫截面圖並非按照比例繪畫。

Cross-section plan of building in the phase of the development
發展項目期數中的建築物的橫截面圖

House - House No. 37 together with Car Park No. B28
洋房 - 屋號37連同B28號停車位

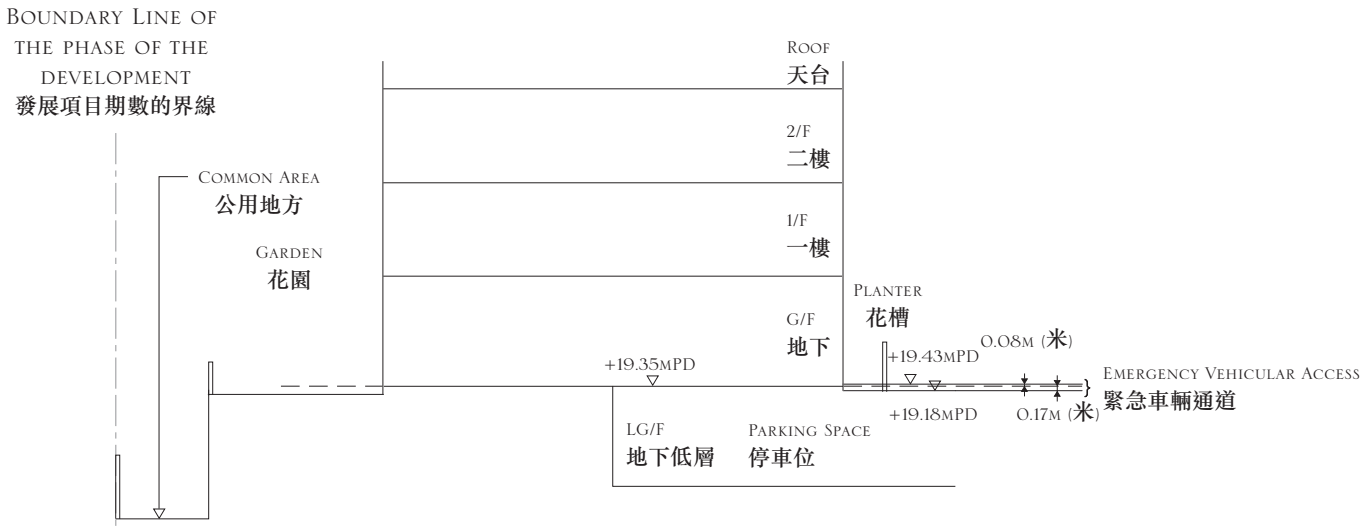

The part of Emergency Vehicular Access adjacent to the building is 19.18 to 19.43 metres above the Hong Kong Principal Datum.
毗連建築物的一段緊急車輛通道為香港主水平基準以上19.18至19.43米。

House - House No. 38 together with Car Park No. B26
洋房 - 屋號38連同B26號停車位

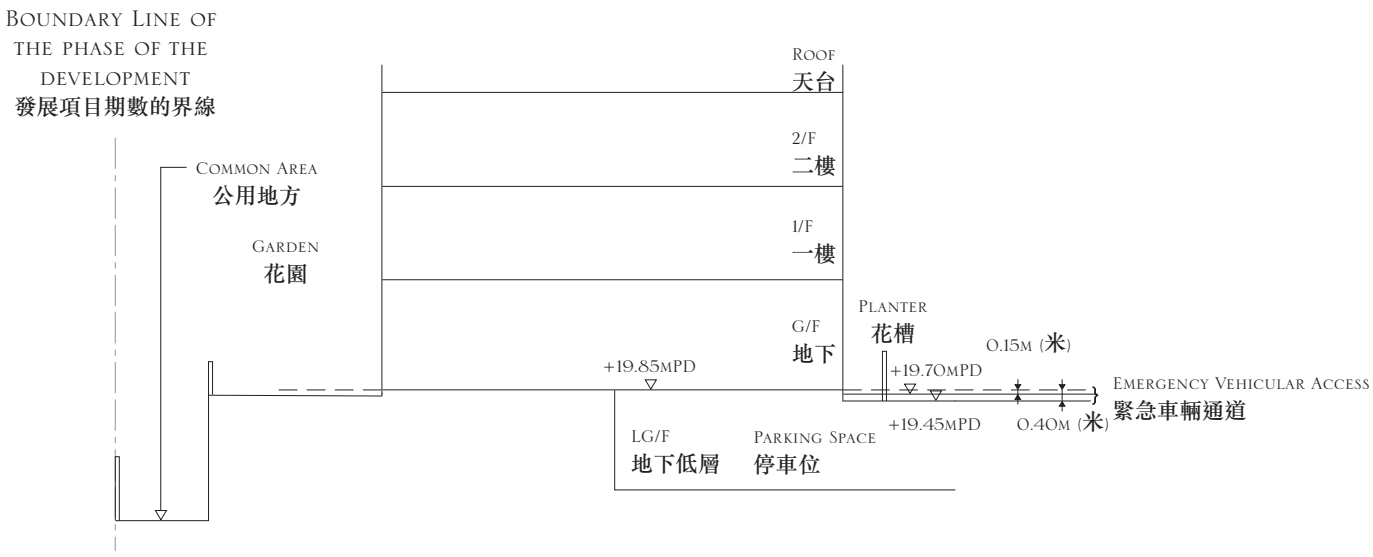

The part of Emergency Vehicular Access adjacent to the building is 19.45 to 19.70 metres above the Hong Kong Principal Datum.
毗連建築物的一段緊急車輛通道為香港主水平基準以上19.45至19.70米。

— — — — — — Dotted line denotes the lowest residential floor.
虛線為最低住宅樓層水平。

Remark :
These cross-section plans are not drawn to scale.
備註：
此橫截面圖並非按照比例繪畫。

Key Plan 索引圖

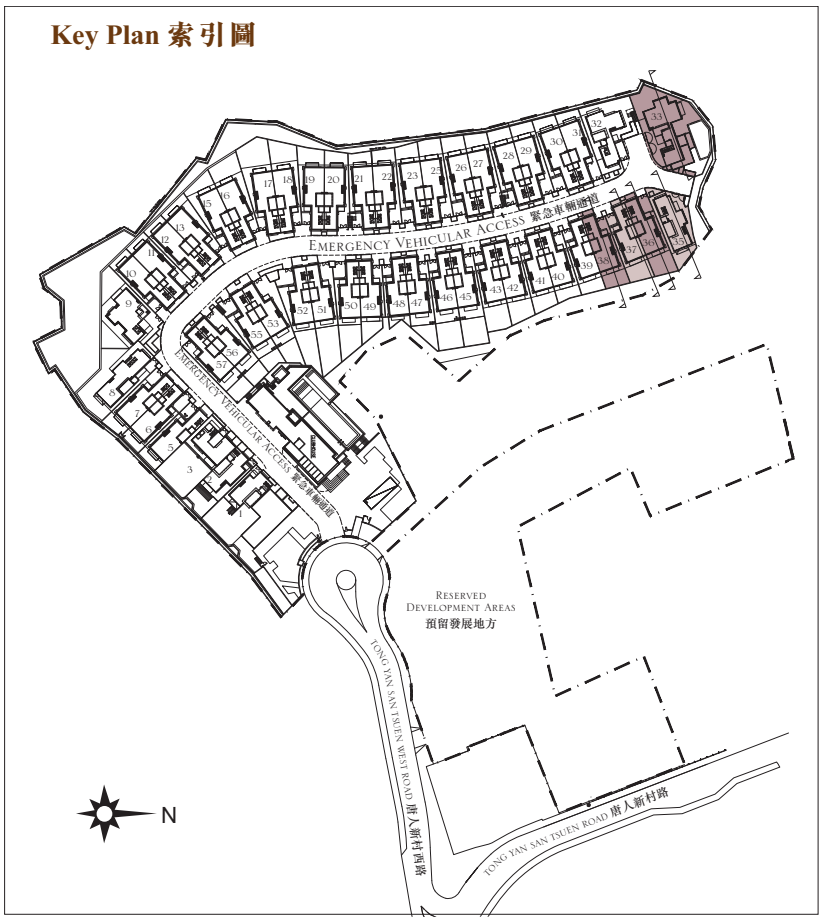

Cross-section plan of building in the phase of the development
發展項目期數中的建築物的橫截面圖

House - House No. 39 together with Car Park No. B25
洋房 - 屋號39連同B25號停車位

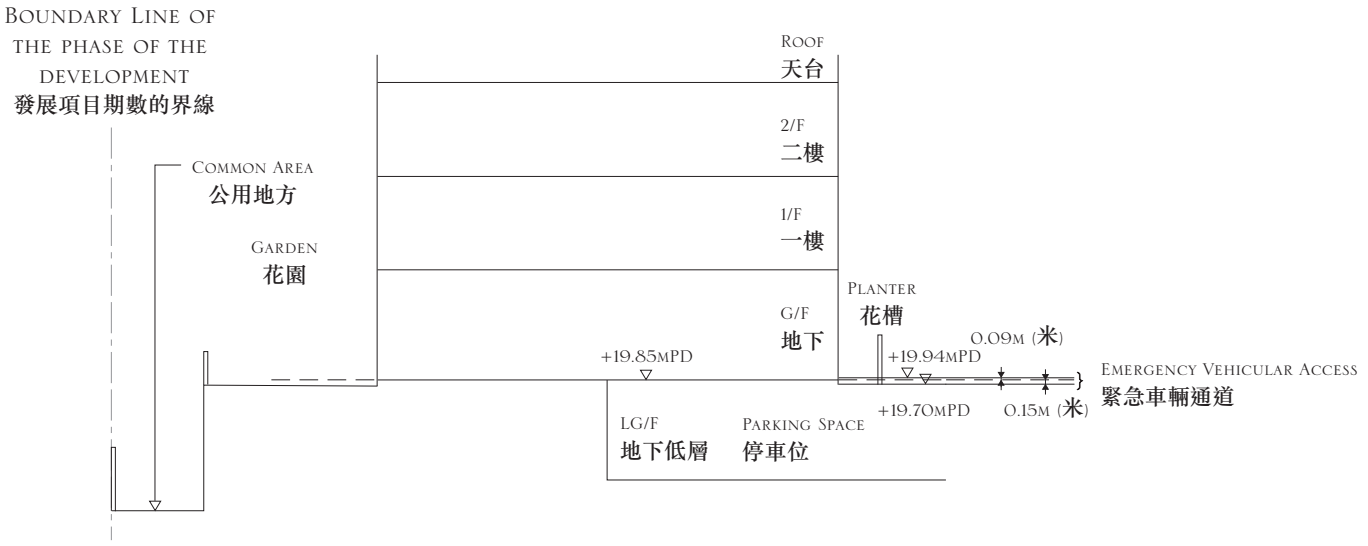

The part of Emergency Vehicular Access adjacent to the building is 19.70 to 19.94 metres above the Hong Kong Principal Datum.
毗連建築物的一段緊急車輛通道為香港主水平基準以上19.70至19.94米。

House - House No. 40 together with Car Park No. B22
洋房 - 屋號40連同B22號停車位

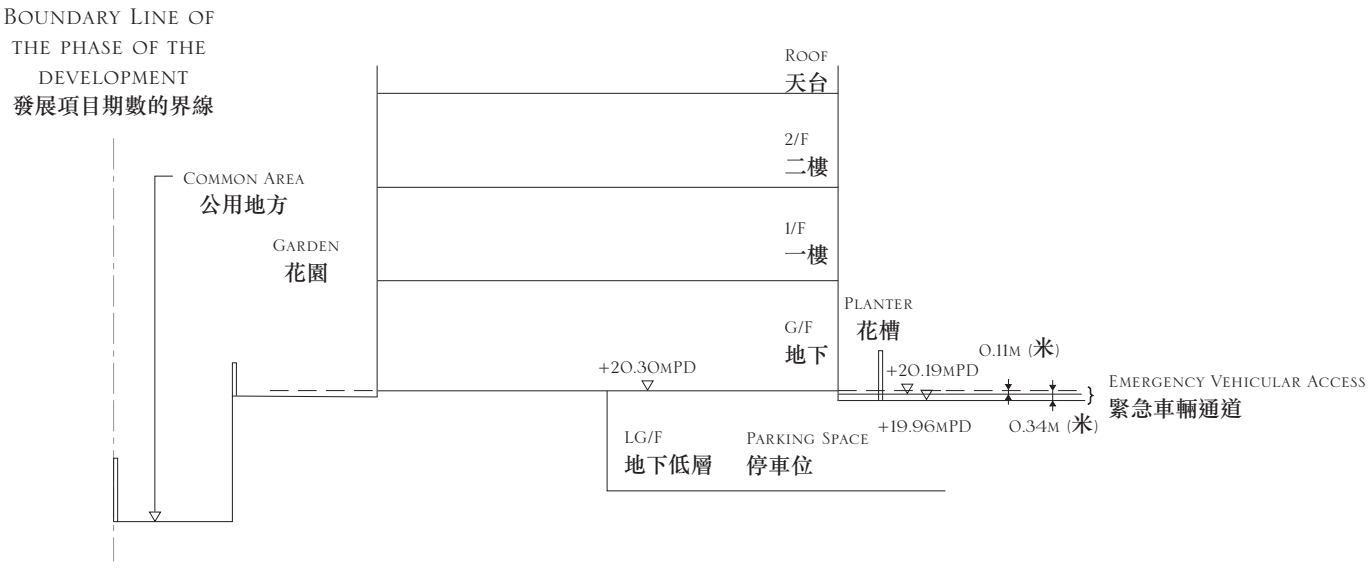

The part of Emergency Vehicular Access adjacent to the building is 19.96 to 20.19 metres above the Hong Kong Principal Datum.
毗連建築物的一段緊急車輛通道為香港主水平基準以上19.96至20.19米。

House - House No. 41 together with Car Park No. B21
洋房 - 屋號41連同B21號停車位

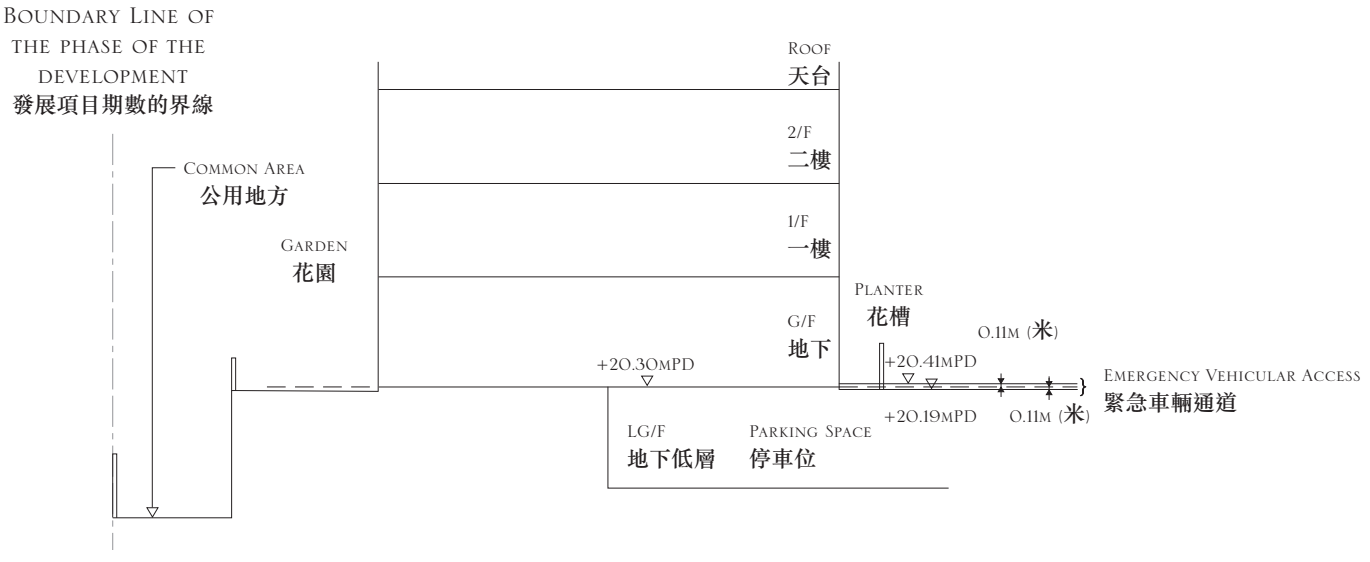

The part of Emergency Vehicular Access adjacent to the building is 20.19 to 20.41 metres above the Hong Kong Principal Datum.
毗連建築物的一段緊急車輛通道為香港主水平基準以上20.19至20.41米。

— — — — — — Dotted line denotes the lowest residential floor.
虛線為最低住宅樓層水平。

Remark :
These cross-section plans are not drawn to scale.
備註：
此橫截面圖並非按照比例繪畫。

Cross-section plan of building in the phase of the development
發展項目期數中的建築物的橫截面圖

House - House No. 42 together with Car Park No. B20
洋房 - 屋號42連同B20號停車位

The part of Emergency Vehicular Access adjacent to the building is 20.43 to 20.65 metres above the Hong Kong Principal Datum.
毗連建築物的一段緊急車輛通道為香港主水平基準以上20.43至20.65米。

House - House No. 43 together with Car Park No. B19
洋房 - 屋號43連同B19號停車位

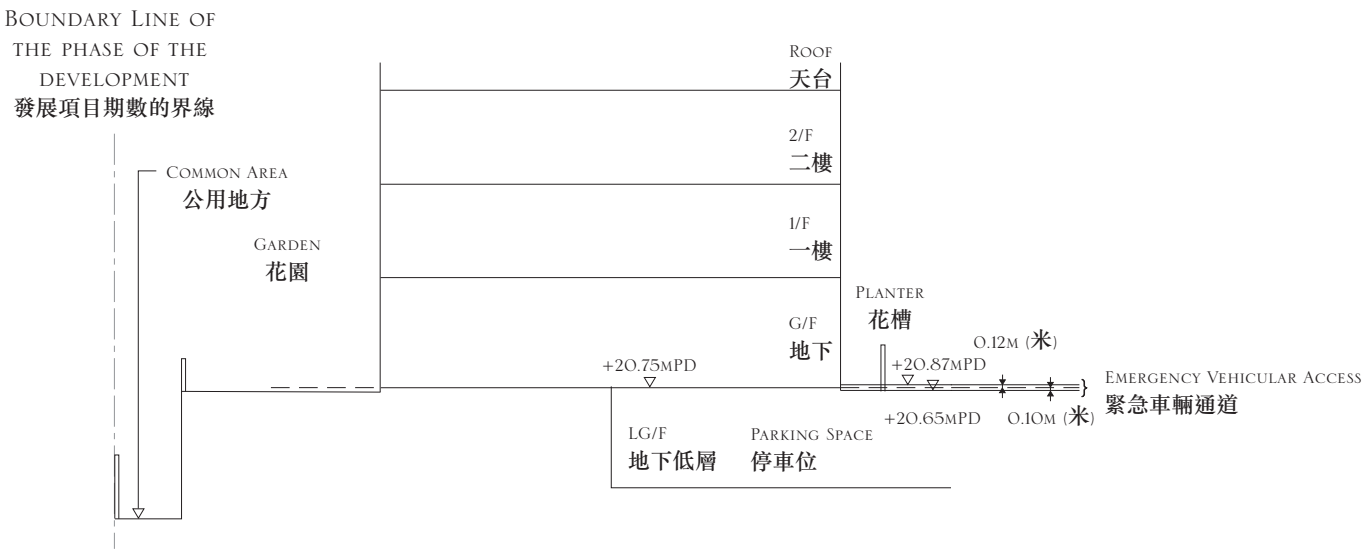

The part of Emergency Vehicular Access adjacent to the building is 20.65 to 20.87 metres above the Hong Kong Principal Datum.
毗連建築物的一段緊急車輛通道為香港主水平基準以上20.65至20.87米。

Key Plan 索引圖

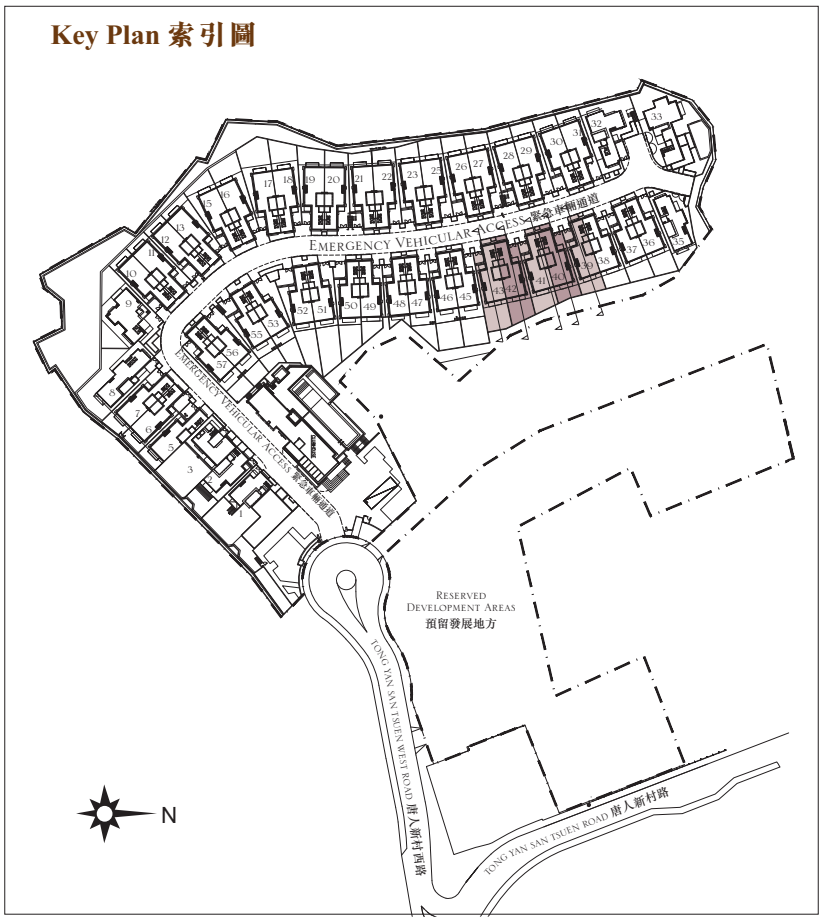

— — — — — — Dotted line denotes the lowest residential floor.
虛線為最低住宅樓層水平。

Remark :
These cross-section plans are not drawn to scale.
備註：
此橫截面圖並非按照比例繪畫。

Cross-section plan of building in the phase of the development
發展項目期數中的建築物的橫截面圖

House - House No. 45 together with Car Park No. B17
洋房 - 屋號45連同B17號停車位

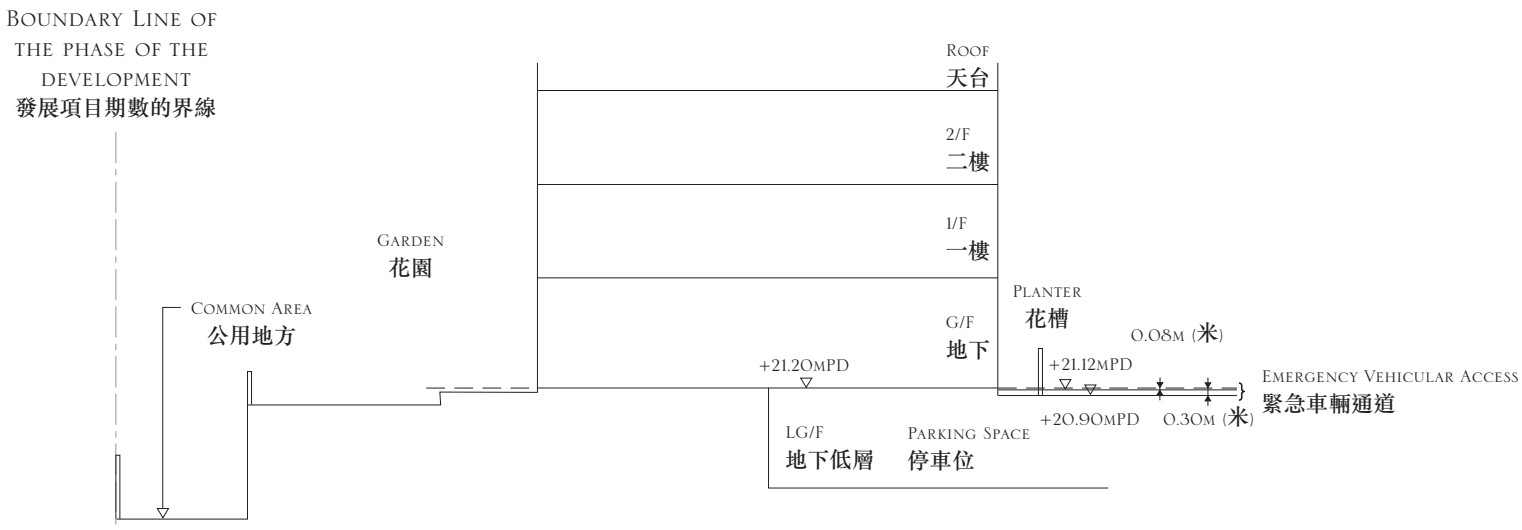

The part of Emergency Vehicular Access adjacent to the building is 20.90 to 21.12 metres above the Hong Kong Principal Datum.
毗連建築物的一段緊急車輛通道為香港主水平基準以上20.90至21.12米。

House - House No. 46 together with Car Park No. B16
洋房 - 屋號46連同B16號停車位

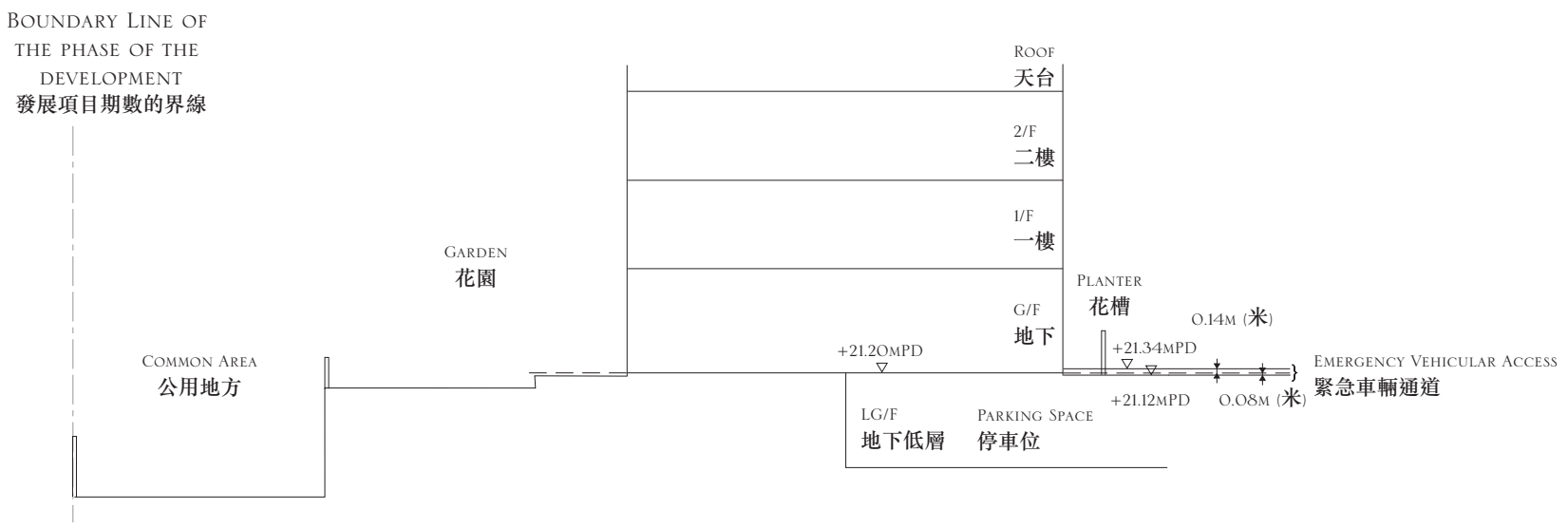

The part of Emergency Vehicular Access adjacent to the building is 21.12 to 21.34 metres above the Hong Kong Principal Datum.
毗連建築物的一段緊急車輛通道為香港主水平基準以上21.12至21.34米。

House - House No. 47 together with Car Park No. B15
洋房 - 屋號47連同B15號停車位

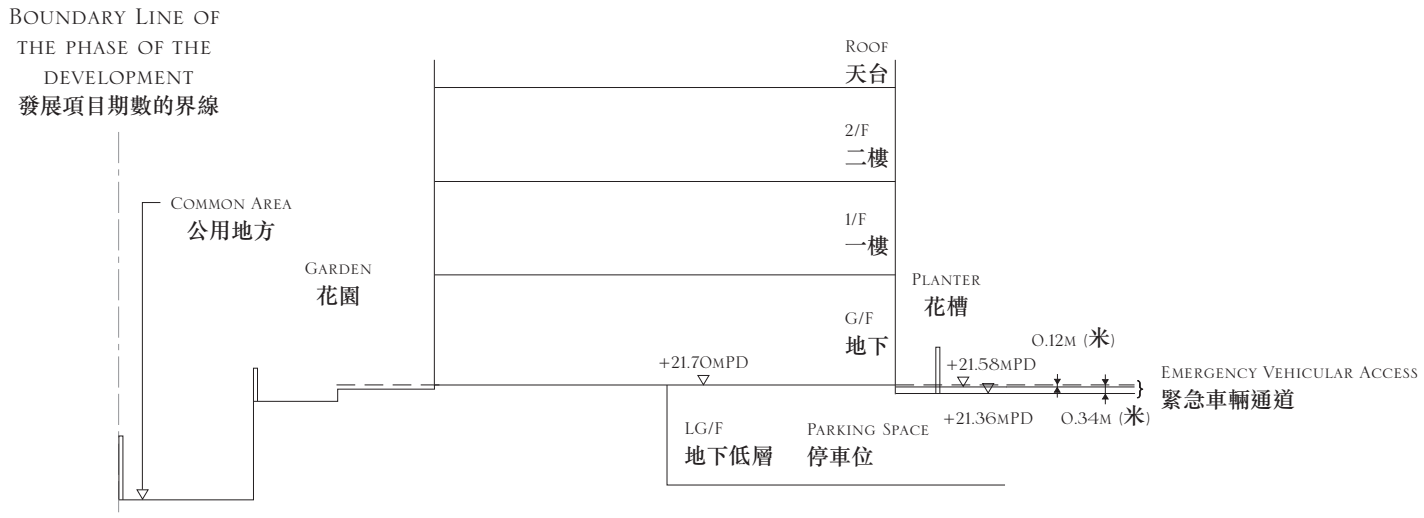

The part of Emergency Vehicular Access adjacent to the building is 21.36 to 21.58 metres above the Hong Kong Principal Datum.
毗連建築物的一段緊急車輛通道為香港主水平基準以上21.36至21.58米。

— — — — — — Dotted line denotes the lowest residential floor.
虛線為最低住宅樓層水平。

Remark :
These cross-section plans are not drawn to scale.
備註：
此橫截面圖並非按照比例繪畫。

Cross-section plan of building in the phase of the development
發展項目期數中的建築物的橫截面圖

House - House No. 48 together with Car Park No. B12
洋房 - 屋號48連同B12號停車位

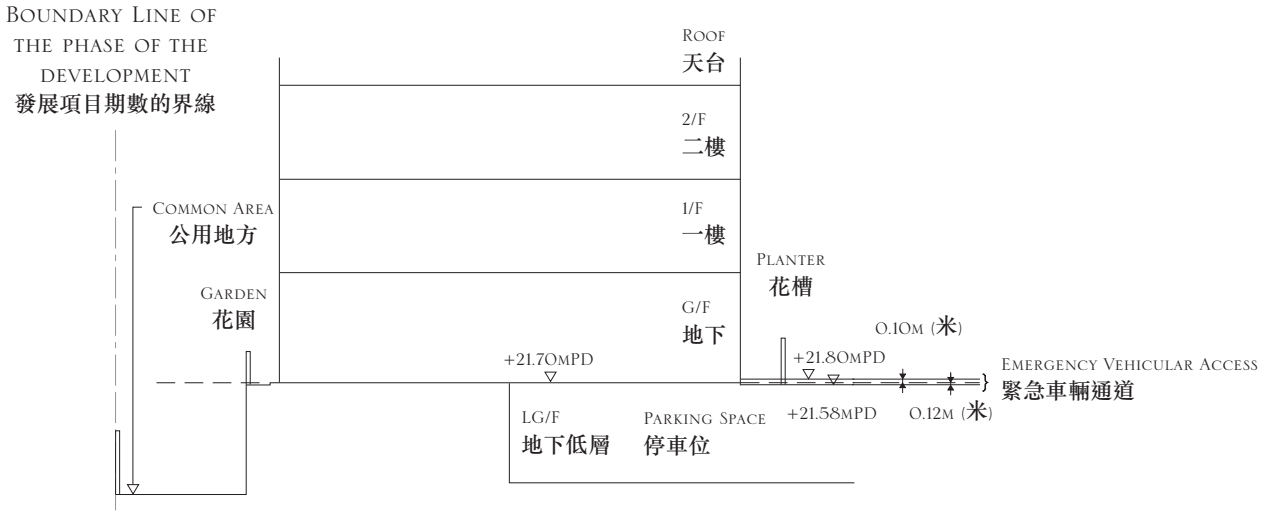

The part of Emergency Vehicular Access adjacent to the building is 21.58 to 21.80 metres above the Hong Kong Principal Datum.
毗連建築物的一段緊急車輛通道為香港主水平基準以上21.58至21.80米。

House - House No. 49 together with Car Park No. B11
洋房 - 屋號49連同B11號停車位

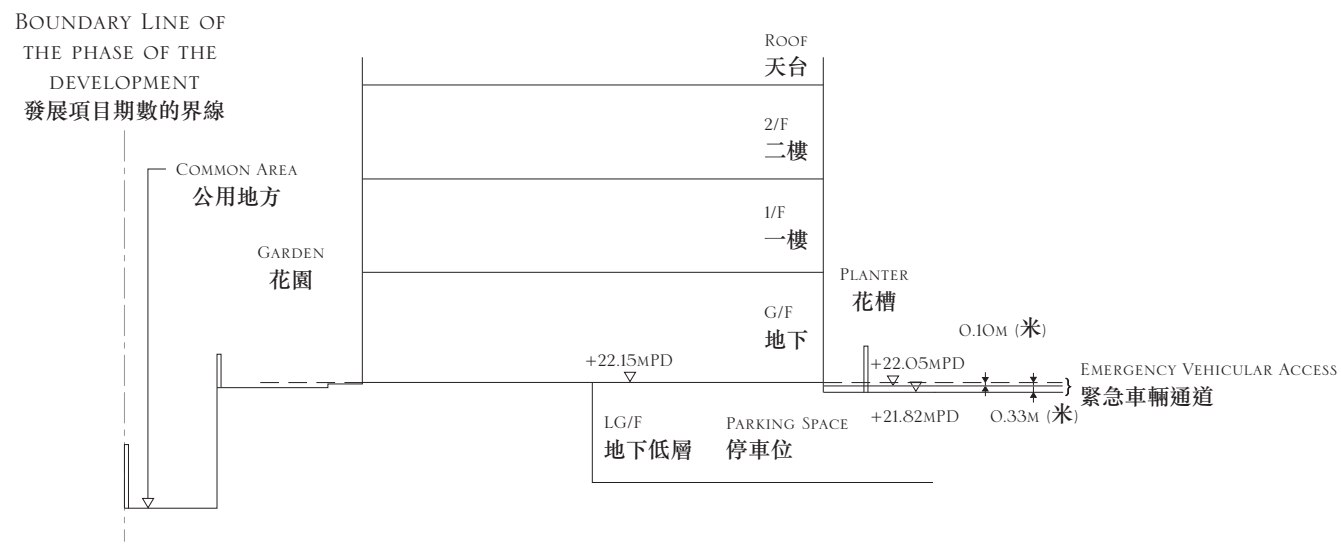

The part of Emergency Vehicular Access adjacent to the building is 21.82 to 22.05 metres above the Hong Kong Principal Datum.
毗連建築物的一段緊急車輛通道為香港主水平基準以上21.82至22.05米。

— — — — — — Dotted line denotes the lowest residential floor.
虛線為最低住宅樓層水平。

Remark :
These cross-section plans are not drawn to scale.
備註：
此橫截面圖並非按照比例繪畫。

Key Plan 索引圖

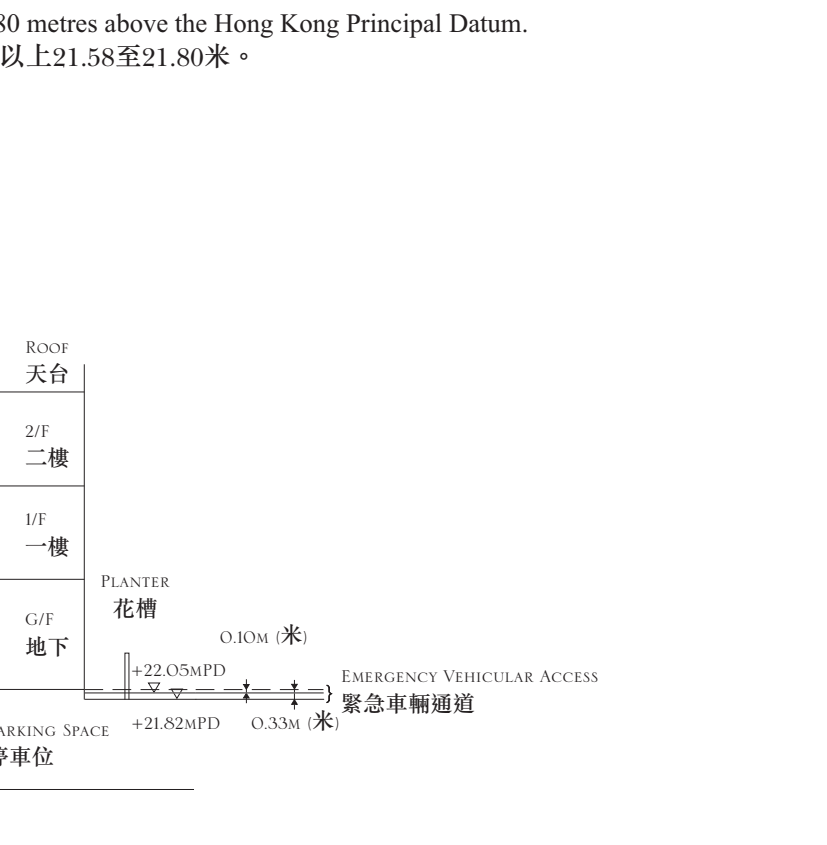

Cross-section plan of building in the phase of the development
發展項目期數中的建築物的橫截面圖

House - House No. 50 together with Car Park No. B10
洋房 - 屋號50連同B10號停車位

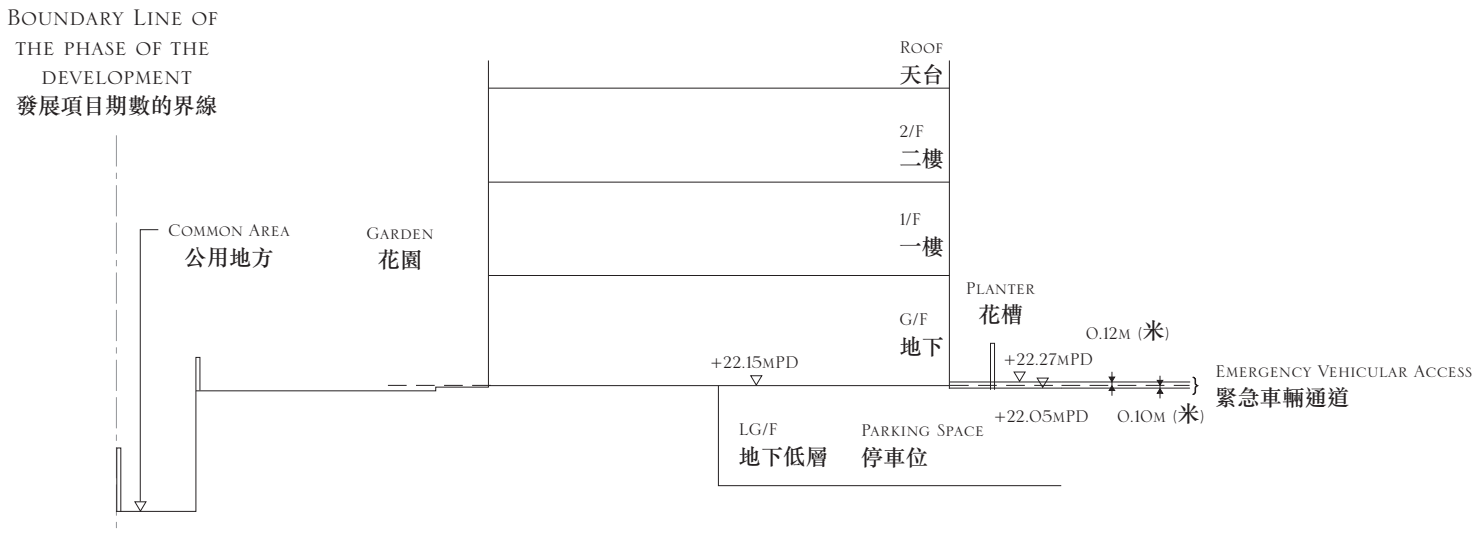

The part of Emergency Vehicular Access adjacent to the building is 22.05 to 22.27 metres above the Hong Kong Principal Datum.
毗連建築物的一段緊急車輛通道為香港主水平基準以上22.05至22.27米。

House - House No. 51 together with Car Park No. B09
洋房 - 屋號51連同B09號停車位

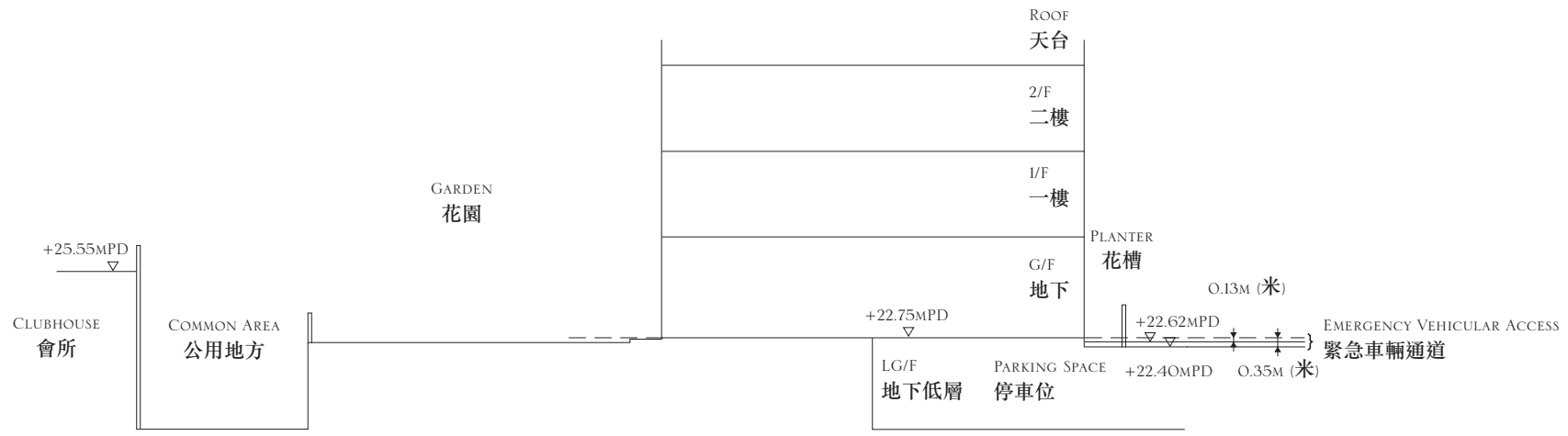

The part of Emergency Vehicular Access adjacent to the building is 22.40 to 22.62 metres above the Hong Kong Principal Datum.
毗連建築物的一段緊急車輛通道為香港主水平基準以上22.40至22.62米。

House - House No. 52 together with Car Park No. B08
洋房 - 屋號52連同B08號停車位

The part of Emergency Vehicular Access adjacent to the building is 22.62 to 22.85 metres above the Hong Kong Principal Datum.
毗連建築物的一段緊急車輛通道為香港主水平基準以上22.62至22.85米。

— — — — — — Dotted line denotes the lowest residential floor.
虛線為最低住宅樓層水平。

Remark :
These cross-section plans are not drawn to scale.
備註：
此橫截面圖並非按照比例繪畫。

Cross-section plan of building in the phase of the development
發展項目期數中的建築物的橫截面圖

House - House No. 53 together with Car Park No. B06
洋房 - 屋號53連同B06號停車位

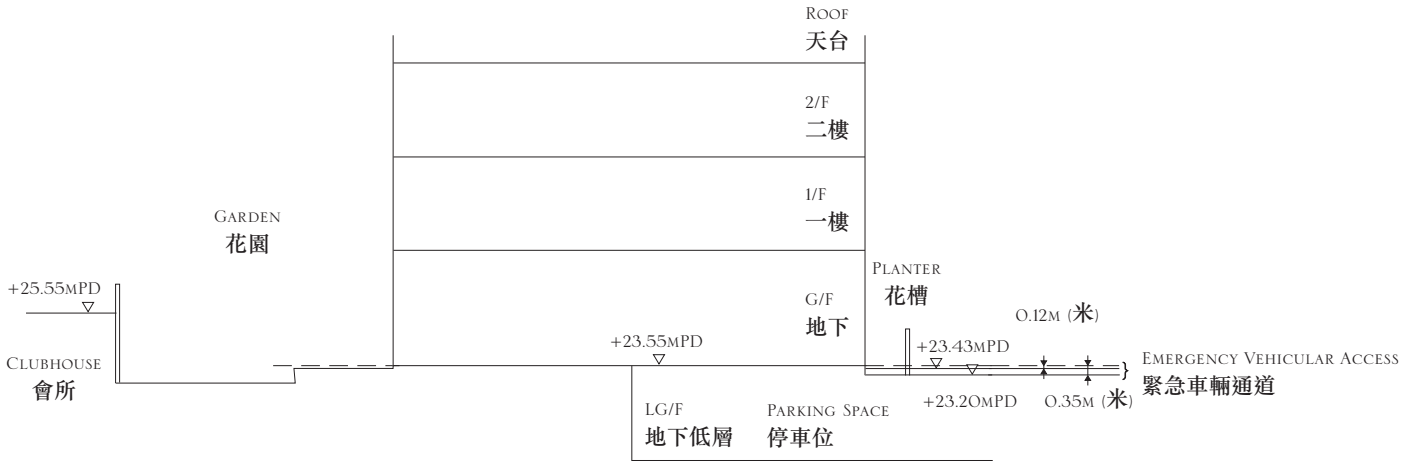

The part of Emergency Vehicular Access adjacent to the building is 23.20 to 23.43 metres above the Hong Kong Principal Datum.
毗連建築物的一段緊急車輛通道為香港主水平基準以上23.20至23.43米。

House - House No. 55 together with Car Park No. B05
洋房 - 屋號55連同B05號停車位

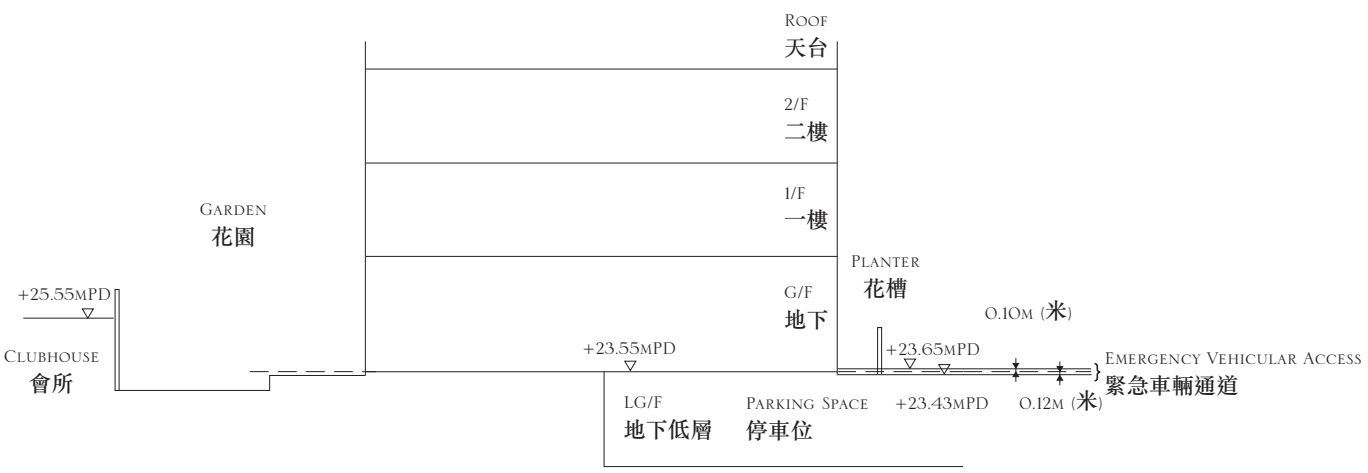

The part of Emergency Vehicular Access adjacent to the building is 23.43 to 23.65 metres above the Hong Kong Principal Datum.
毗連建築物的一段緊急車輛通道為香港主水平基準以上23.43至23.65米。

— — — — — — Dotted line denotes the lowest residential floor.
虛線為最低住宅樓層水平。

Remark :
These cross-section plans are not drawn to scale.
備註：
此橫截面圖並非按照比例繪畫。

Key Plan 索引圖

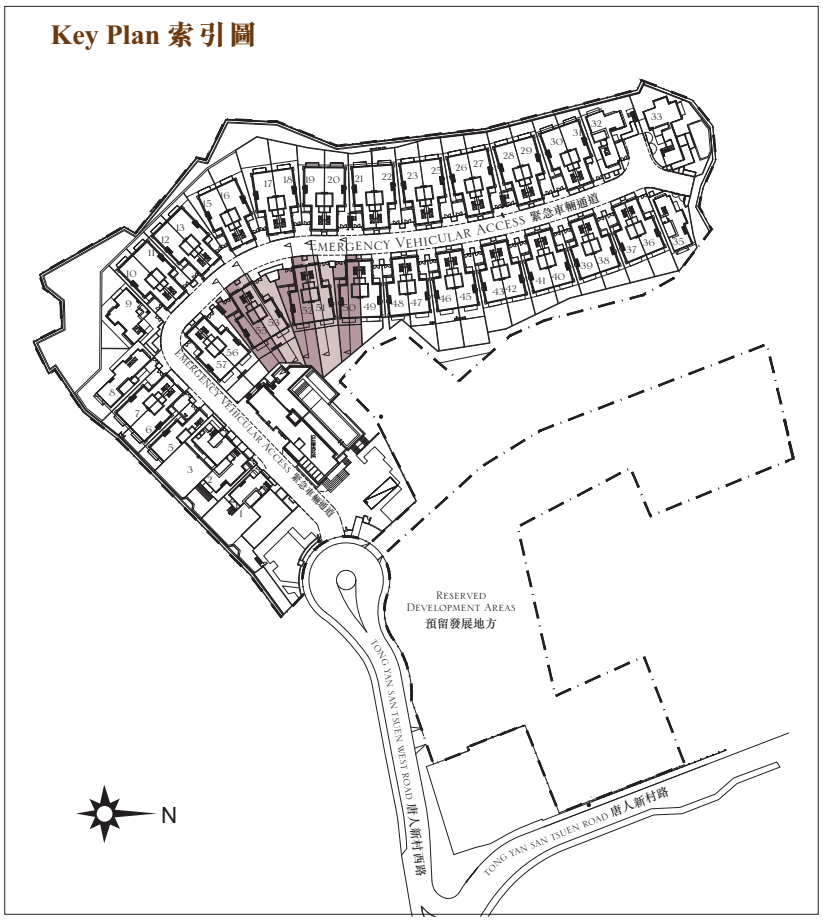

Cross-section plan of building in the phase of the development
發展項目期數中的建築物的橫截面圖

House - House No. 56 together with Car Park No. B02
洋房 - 屋號56連同B02號停車位

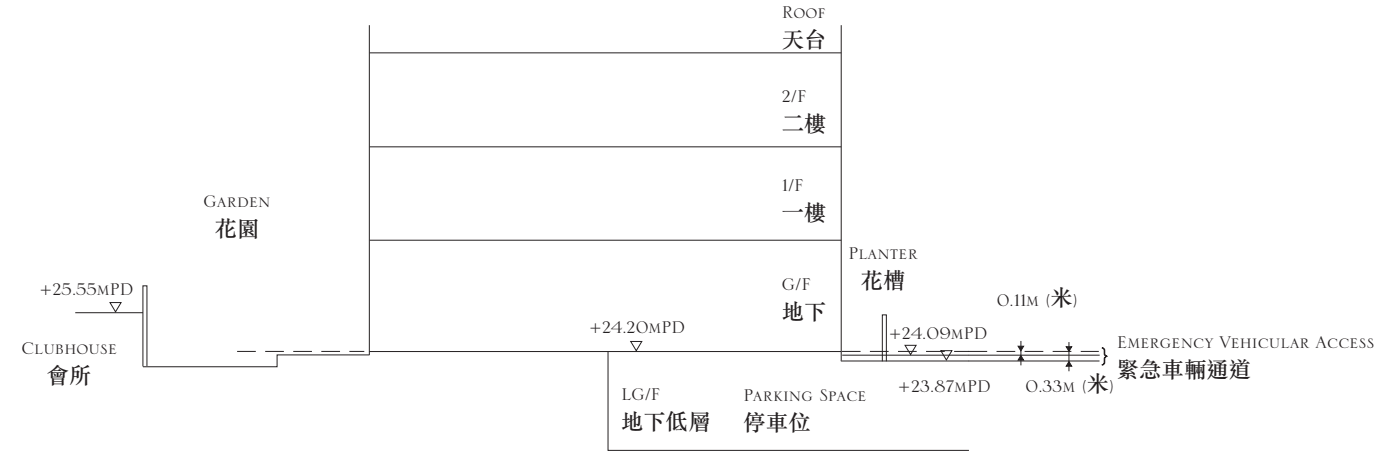

The part of Emergency Vehicular Access adjacent to the building is 23.87 to 24.09 metres above the Hong Kong Principal Datum.
毗連建築物的一段緊急車輛通道為香港主水平基準以上23.87至24.09米。

House - House No. 57 together with Car Park No. B01
洋房 - 屋號57連同B01號停車位

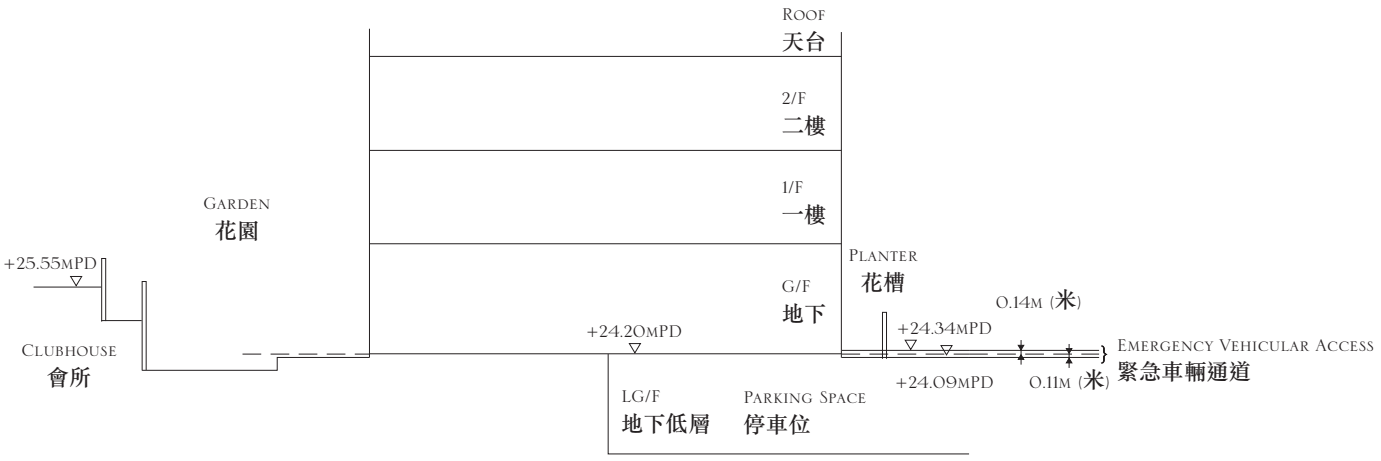

The part of Emergency Vehicular Access adjacent to the building is 24.09 to 24.34 metres above the Hong Kong Principal Datum.
毗連建築物的一段緊急車輛通道為香港主水平基準以上24.09至24.34米。

Key Plan 索引圖

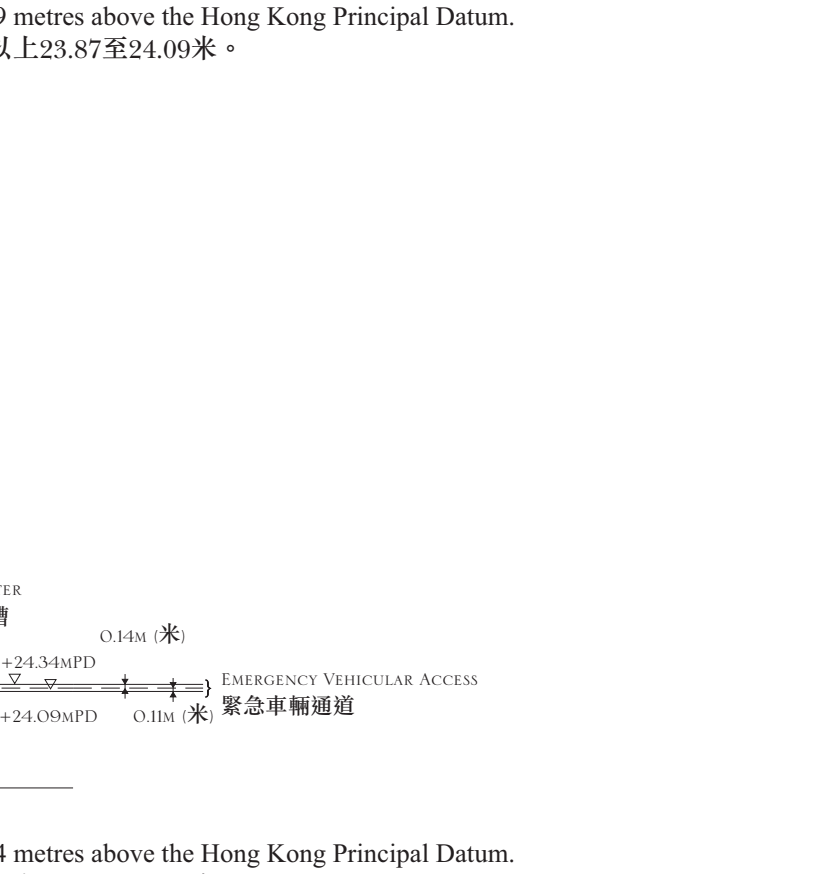

— — — — — — Dotted line denotes the lowest residential floor.
虛線為最低住宅樓層水平。

Remark :
These cross-section plans are not drawn to scale.
備註：
此橫截面圖並非按照比例繪畫。

Elevation plan
立面圖

Elevation Plan A
立面圖 A

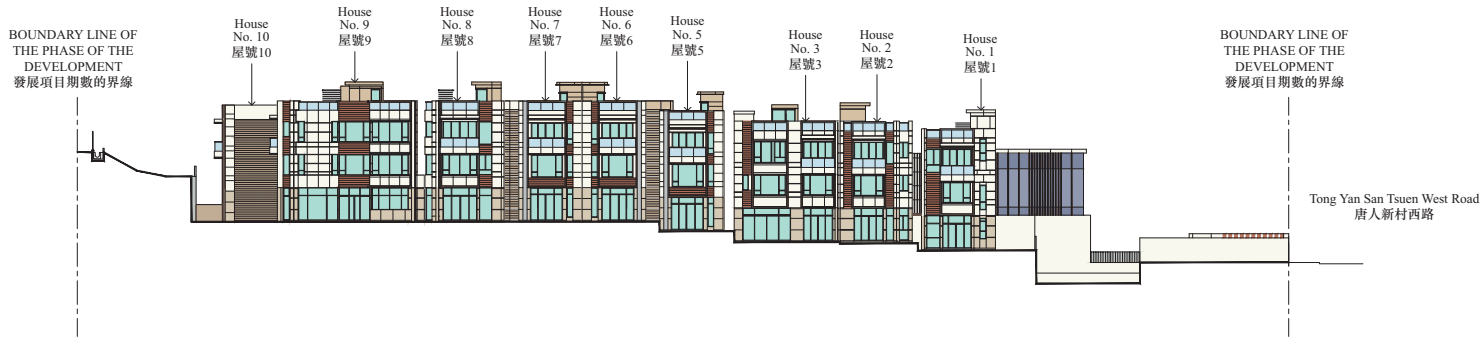

Elevation Plan B
立面圖 B

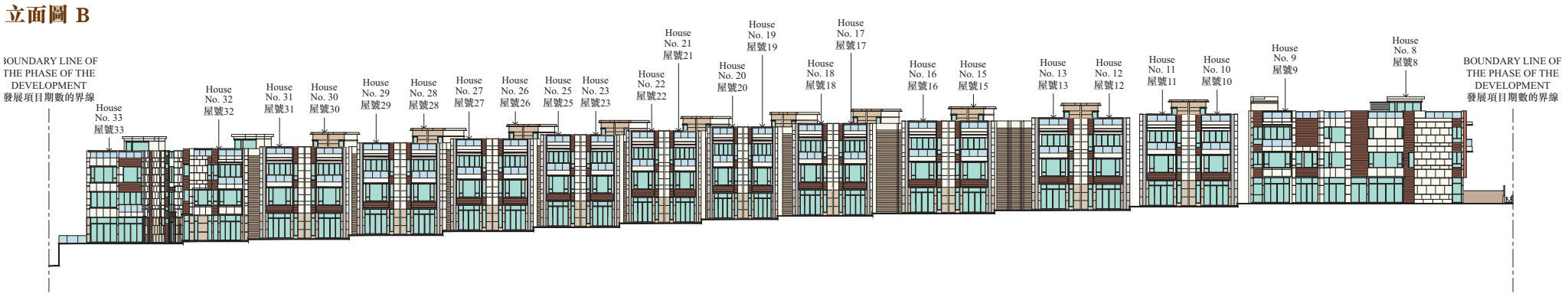

Elevation Plan C
立面圖 C

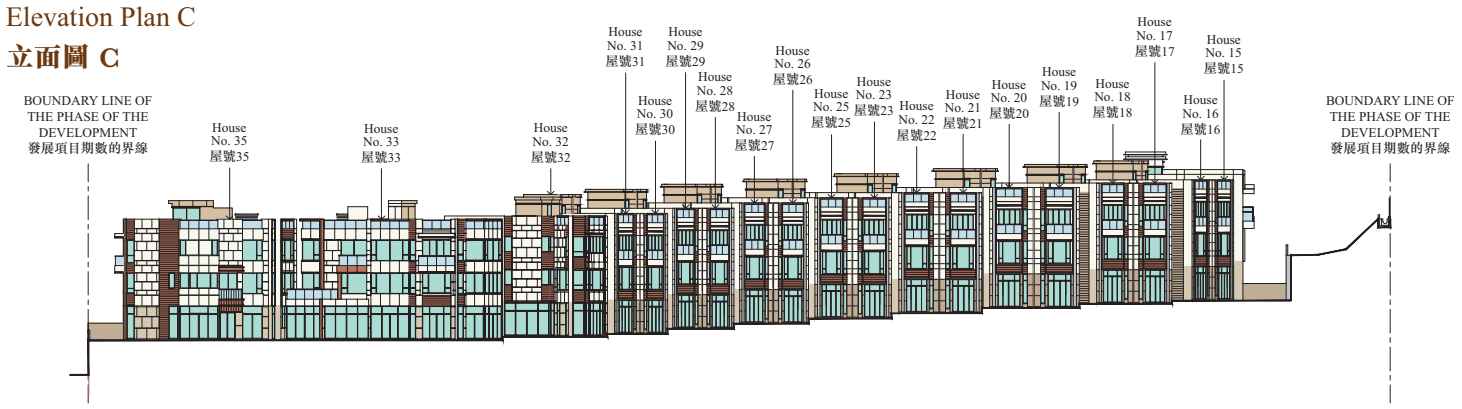

Elevation Plan D
立面圖 D

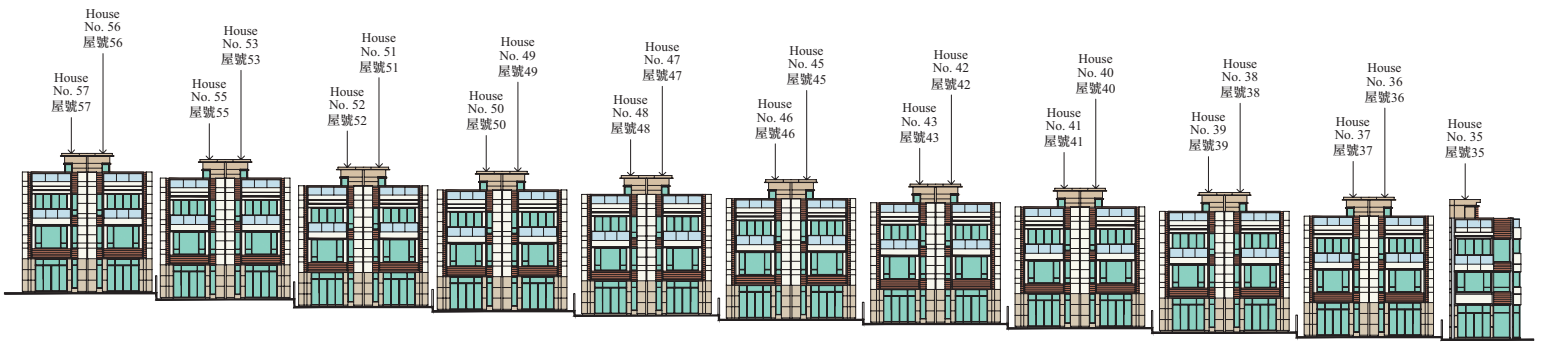

Key Plan 索引圖

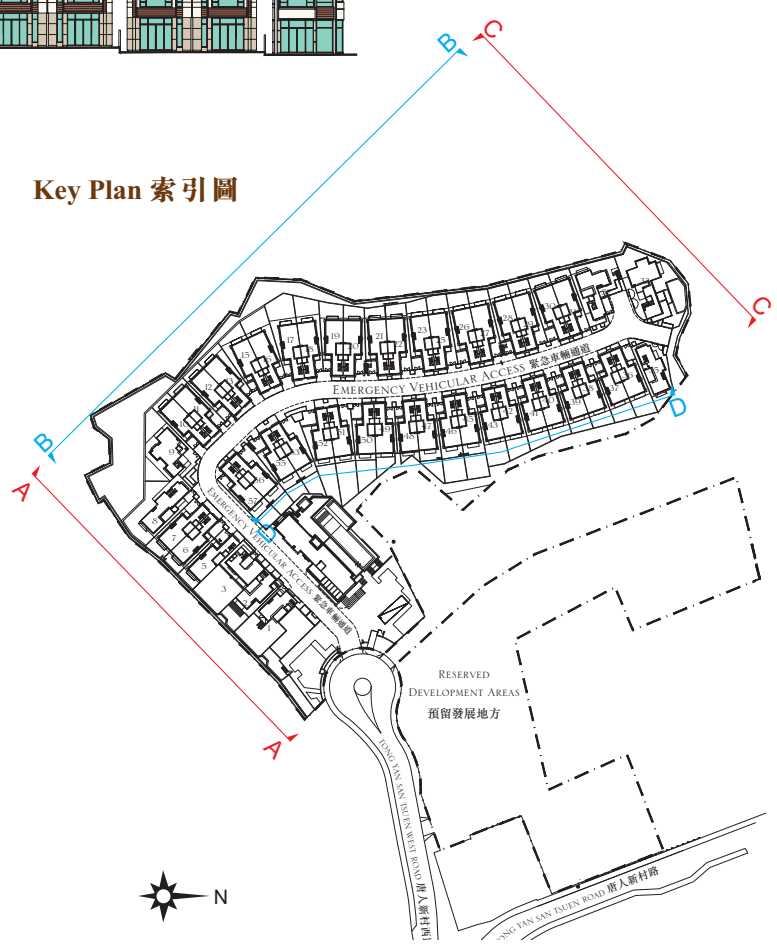

The Authorized Person for the Phase of the Development has certified that the elevations shown on this plan:

1. are prepared on the basis of the approved building plans for the Phase of the Development as of 14 June 2012;
2. are in general accordance with the outward appearance of the Phase of the Development.

發展項目期數的認可人士已證明本圖所顯示的立面：

1. 以2012年6月14日的情況為準的發展項目期數經批准的建築圖則為基礎擬備；
2. 大致上與該發展項目期數的外觀一致。

Elevation plan
立 面 圖

Elevation Plan E
立面圖 E

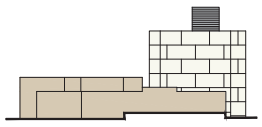

Elevation Plan F
立面圖 F

Elevation Plan G
立面圖 G

Elevation Plan H
立面圖 H



Elevation Plan J
立面圖 J

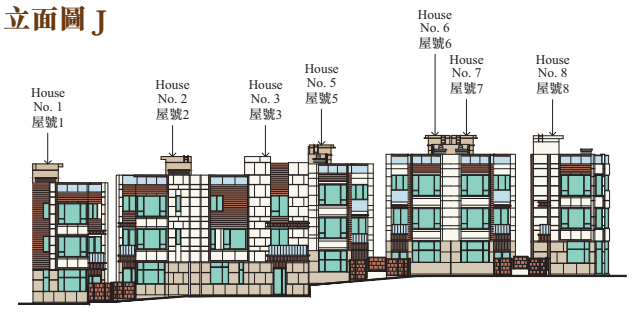

Elevation Plan K
立面圖 K

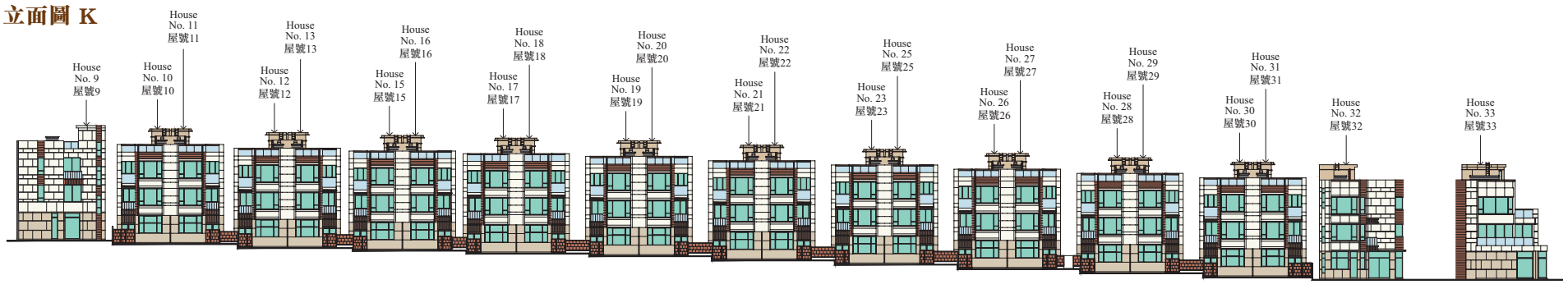

Elevation Plan L
立面圖 L

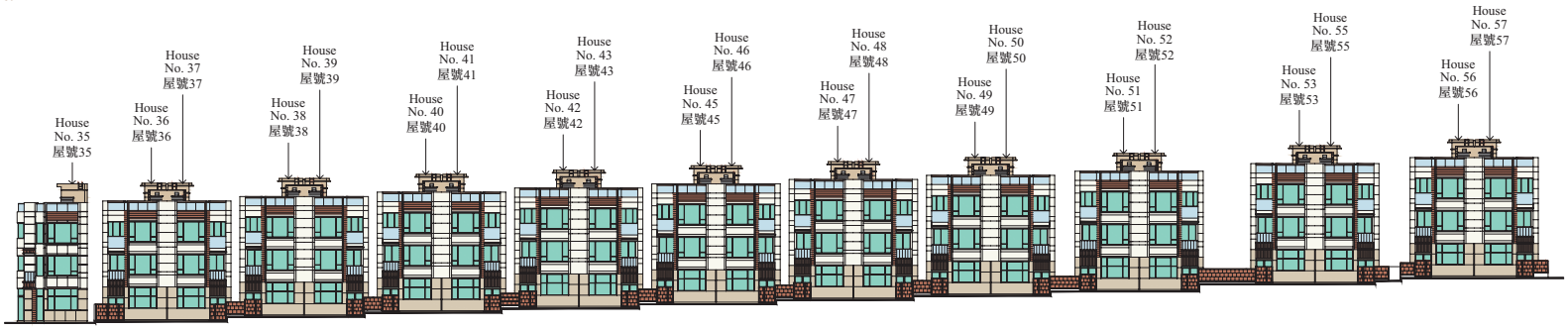

Elevation Plan M
立面圖 M

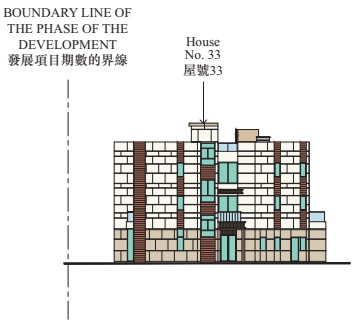

Elevation Plan N
立面圖 N

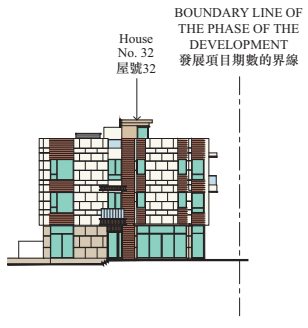

The Authorized Person for the Phase of the Development has certified that the elevations shown on this plan:

1. are prepared on the basis of the approved building plans for the Phase of the Development as of 14 June 2012;
2. are in general accordance with the outward appearance of the Phase of the Development.

發展項目期數的認可人士已證明本圖所顯示的立面：

1. 以2012年6月14日的情況為準的發展項目期數經批准的建築圖則為基礎擬備；
2. 大致上與該發展項目期數的外觀一致。

Key Plan 索引圖

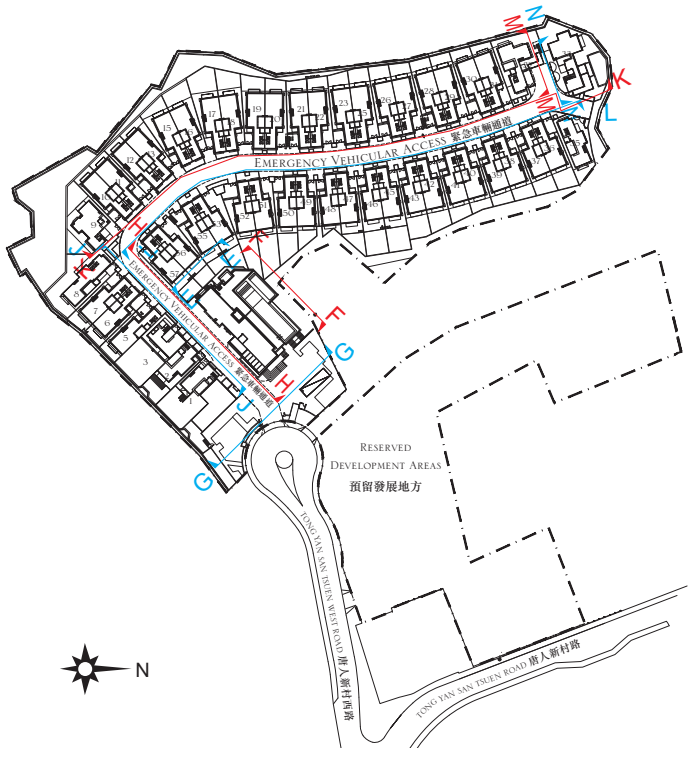

Information on common facilities in the phase of the development
發展項目期數中的公用設施的資料

Common Facilities 公用設施		Area 面積		Total Area 總面積	
		sq.m. 平方米	sq.ft. 平方呎	sq.m. 平方米	sq.ft. 平方呎
Residents' clubhouse (Including any recreational facilities for residents' use) 住客會所 (包括供住客使用的任何康樂設施)	Covered 有上蓋	793.828	8,545	1,198.704	12,903
	Uncovered 沒有上蓋	404.876	4,358		
Communal garden or play area for residents' use on the roof, or on any floor between the roof and the lowest residential floor, of a building in the Phase of the Development (whether known as a communal sky garden or otherwise) 位於發展項目期數中的建築物的天台或在天台和最低一層住宅樓層之間的任何一層的、供住客使用的公用花園或遊樂地方(不論是稱為公用空中花園或有其他名稱)	Covered 有上蓋	-	-	-	-
	Uncovered 沒有上蓋	-	-		
Communal garden or play area for residents' use below the lowest residential floor of a building in the Phase of the Development (whether known as a covered and landscaped play area or otherwise) 位於發展項目期數中的建築物的最低一層住宅樓層以下的、供住客使用的公用花園或遊樂地方(不論是稱為有蓋及園景的遊樂場或有其他名稱)	Covered 有上蓋	-	-	-	-
	Uncovered 沒有上蓋	-	-		

Remarks :
1. Areas in square metres as specified above are based on the latest approved building plans.
2. Areas in square feet are converted from areas in square metres at a rate of 1 square metre to 10.764 square feet and rounded off to the nearest integer.

備註：
1. 上述所列以平方米顯示之面積乃依據最新的經批准的建築圖則。
2. 以平方呎顯示之面積由以平方米顯示之面積以1平方米＝10.764平方呎換算，並以四捨五入至整數。

Inspection of plans and deed of mutual covenant
閱覽圖則及公契

1. The address of the website at which a copy of the outline zoning plan relating to the Development is available: www.ozp.tpb.gov.hk
2. (a) A copy of every deed of mutual covenant in respect of the specified residential properties that has been executed is available for inspection at the place at which the specified residential properties are offered to be sold.

   (b) The inspection is free of charge.

1. 備有關乎本發展項目的分區計劃大綱圖的文本供閱覽的互聯網網站的網址為: www.ozp.tpb.gov.hk
2. (a) 指明住宅物業每一已簽立的公契的文本存放在指明住宅物業的售樓處，以供閱覽。

   (b) 無須為閱覽付費。

Fittings, finishes and appliances
裝置、裝修物料及設備

House Nos. 1-3, 5-13, 15-23, 26-33, 35-43, 45, 47-53 and 55-57
屋號1-3、5-13、15-23、26-33、35-43、45、47-53及55-57

1. Exterior Finishes	
Item	Description
(a) External Wall	- Finished with natural stone, artificial granite tile and aluminium cladding.
(b) Window	- Aluminium window frame fitted with clear glass.
(c) Bay Window	- Reinforced concrete bay windows with natural stone and aluminium cladding exterior finish and windows in aluminium frames with clear glass. - Window sill is finished with natural stone.
(d) Planter	- Planters are finished with natural stone and artificial granite tile.
(e) Verandah or Balcony	- Balcony is covered by canopy with aluminium ceiling and finished with clear tempered glass balustrade. - Floor and wall are finished with natural stone. - There is no verandah.
(f) Drying Facilities for Clothing	- Not provided.
2. Interior Finishes	
Item	Description
(a) Lobby	- Not applicable.
(b) Internal Wall and Ceiling	INTERNAL WALL - Living room is finished with emulsion paint and natural stone. - Dining room and bedrooms are finished with emulsion paint. CEILING - Ceiling for living room, dining room and bedrooms are partly finished with gypsum board and emulsion paint and remaining part with emulsion paint.
(c) Internal Floor	- Living room and dining room are finished with natural stone flooring and natural stone skirting. - Bedrooms are finished with engineered timber flooring with timber skirting.
(d) Bathroom	- Wall is finished with natural stone up to the line of false ceiling (except those areas covered by the vanity cabinet, mirror cabinet, mirror and above the false ceiling level). - Floor is finished with natural stone (except the bottom part of bath tub). - Ceiling is fitted with suspended gypsum board ceiling with emulsion paint.
(e) Kitchen	- Wall is finished with natural stone and stainless steel panel up to the line of false ceiling (except those areas covered by kitchen cabinets and above the false ceiling level). - Wall is covered by kitchen cabinets finished with ceramic tile. - Floor is finished with natural stone (except those areas covered by kitchen cabinets). - Ceiling is fitted with suspended gypsum board finished with emulsion paint and aluminium false ceiling. - Cooking bench is made of artificial stone and natural stone.

1. 外部裝修物料	
細項	描述
(a) 外牆	- 鋪砌天然石材、人造花崗岩磚及鋁質面板。
(b) 窗	- 鋁質窗框鑲配透明玻璃。
(c) 窗台	- 鋼筋混凝土窗台以天然石材及鋁質面板飾面，鋁質窗框鑲配透明玻璃。 - 窗台板以天然石材鋪砌。
(d) 花槽	- 花槽以天然石材及人造花崗岩磚鋪砌。
(e) 陽台或露台	- 露台均以簷篷及鋁質天花覆蓋並裝設強化透明玻璃圍欄。 - 地台及牆身鋪砌天然石材。 - 沒有陽台。
(f) 乾衣設施	- 沒有提供。
2. 室內裝修物料	
細項	描述
(a) 大堂	- 不適用。
(b) 內牆及天花板	內牆 - 客廳內牆髹上乳膠漆及鋪砌天然石材。 - 飯廳及睡房髹上乳膠漆。 天花板 - 客廳、飯廳及睡房的天花板部分以石膏板鋪砌及髹上乳膠漆，其餘髹乳膠漆。
(c) 內部地板	- 客廳及飯廳鋪砌天然石材地板及天然石材腳線。 - 睡房鋪砌複合木地板及木腳線。
(d) 浴室	- 牆身鋪砌天然石材至假天花底(面盆櫃、鏡櫃及鏡背牆身及假天花以上除外)。 - 地板鋪砌天然石材(浴缸底部除外)。 - 天花裝設石膏板假天花及髹上乳膠漆。
(e) 廚房	- 牆身鋪砌天然石材及不銹鋼飾板至假天花底(櫥櫃背牆身及假天花以上除外)。 - 櫥櫃背牆身鋪砌瓷磚。 - 地板鋪砌天然石材(櫥櫃底除外)。 - 天花裝設石膏板髹乳膠漆及鋁質假天花。 - 灶台面鋪砌人造石材及天然石材。

Fittings, finishes and appliances
裝置、裝修物料及設備

House Nos. 1-3, 5-13, 15-23, 26-33, 35-43, 45, 47-53 and 55-57
屋號1-3、5-13、15-23、26-33、35-43、45、47-53及55-57

3. Interior Fittings	
Item	Description
(a) Doors	MAIN ENTRANCE - Timber veneered solid core timber door fitted with door closer, lockset and magic eye viewer. - Storm door with aluminium frame fitted with clear glass installed on the external side, fitted with lockset. BEDROOM - Timber veneered solid core timber door fitted with lockset. BATHROOM - Timber veneered hollow core timber door fitted with lockset. MASTER BATHROOM - Steel door finished with stainless steel and fitted with glass panel for all houses except House Nos. 1, 2, 8 and 35. - Timber veneered hollow core timber door fitted with lockset for House Nos. 1, 2, 8, and 35 only. GAME ROOM / GUEST ROOM of House No. 33 - Timber veneered solid core timber door fitted with lockset. KITCHEN - Timber veneered hollow core timber door fitted with door closer for all houses except House Nos. 1, 2, 3, 8, 9, 32, 33 and 35. - Timber veneered solid core timber door with glass vision panel fitted with door closer for House Nos. 1, 2, 8, 32 and 35 only. - Timber veneered hollow core timber door for House Nos. 9 and 33 only. - Stainless steel door frame fitted with glass for House No. 3 only. BALCONY / UTILITY PLATFORM - Aluminium framed glass door fitted with lockset. STORE - Hollow core timber door finished with glass and plastic laminate and fitted with door closer and lockset for all houses except House No. 9. - Hollow core timber door finished with paint and fitted with lockset for House No. 9 only. GUEST TOILET - Timber veneered hollow core timber door fitted with lockset. TOILET - Aluminium door fitted with glass and lockset except for toilet in living room of House Nos. 3 and 9, and the toilet in dining room of House Nos. 1, 2, 8 and 35. - Timber veneered hollow core timber door fitted with lockset for the toilet in living room of House Nos. 3 and 9, and the toilet in dining room of House Nos. 1, 2, 8 and 35 only. STAIRHOOD / GARDEN / TERRACE - Aluminium door frame fitted with clear glass and lockset. CARPORT - Solid core timber door finished with plastic laminate and fitted with door closer and lockset.

3. 室內裝置	
細項	描述
(a) 門	洋房大門 - 木面實心木門，裝有氣鼓、門鎖及防盜眼。 - 外裝鋁框鑲設透明玻璃防風門，裝配門鎖。 睡房 - 木面實心木門裝配門鎖。 浴室 - 木面空心木門裝配門鎖。 主人浴室 - 除屋號1、2、8及35外，其餘屋號提供不銹鋼飾面鋼鐵門鑲設玻璃。 - 屋號1、2、8 及35提供木面空心木門裝配門鎖。 屋號33之遊戲室/會客室 - 木面實心木門裝配門鎖。 廚房 - 除屋號1、2、3、8、9、32、33及35外，其餘屋號提供木面空心木門裝配氣鼓。 - 屋號1、2、8、32及35提供木面實心木門鑲設玻璃小窗及裝配氣鼓。 - 屋號9及33提供木面空心木門。 - 屋號3提供不銹鋼框玻璃門。 露台/工作平台 - 鋁質框玻璃門裝配門鎖。 儲物房 - 除屋號9外，其餘屋號提供玻璃及膠板面空心木門，裝配氣鼓及門鎖。 - 屋號9提供油漆空心木門裝配門鎖。 客廁 - 木面空心木門裝配門鎖。 廁所 - 鋁質門鑲設玻璃裝配門鎖，屋號3及9的客廳廁所及屋號1、2、8及35的飯廳廁所除外。 - 屋號3及9的客廳廁所及屋號1、2、8及35的飯廳廁所提供木面空心木門裝配門鎖。 梯屋/花園/前庭 - 鋁質框清片玻璃門裝配門鎖。 車房 - 膠板面實心木門裝配氣鼓及門鎖。

Fittings, finishes and appliances
裝置、裝修物料及設備

House Nos. 1-3, 5-13, 15-23, 26-33, 35-43, 45, 47-53 and 55-57
屋號1-3、5-13、15-23、26-33、35-43、45、47-53及55-57

3. Interior Fittings	
Item	Description
(b) Bathroom	MASTER BATHROOM - Fitted with wooden vanity counter with natural stone countertop and fittings including vitreous china wash basin, chrome plated basin mixer, vitreous china water closet, enamelled steel bath tub (1800mm (L) x 800mm (W) x 430mm (D)), chrome plated bath mixer, stainless steel finished shower column, tempered glass shower cubicle, glass mirror cabinet, chrome plated paper holder and LCD television. - Copper pipes are adopted for hot and cold water supply system. - UPVC pipes are adopted for flushing water supply system.
	BATHROOM 1 of House Nos. 2, 5-13, 15-23, 26-32, 35-43, 45, 47-53, 55-57 BATHROOM 2 of House Nos. 1 and 3 BATHROOM 3, 4 and 5 of House No. 33 - Fitted with wooden vanity counter with natural stone countertop and fittings including vitreous china wash basin, chrome plated basin mixer, vitreous china water closet, enamelled steel bath tub (1500mm (L) x 750mm (W) x 430mm (D)), chrome plated bath mixer, stainless steel finished shower column, tempered glass shower cubicle (stainless steel finished shower column and tempered glass shower cubicle not provided at Bathroom 2 of House No. 1), glass mirror cabinet, chrome plated paper holder and LCD television (LCD television not provided at Bathroom 4 and 5 of House No. 33). - Copper pipes are adopted for hot and cold water supply system. - UPVC pipes are adopted for flushing water supply system.
	BATHROOM 1 of House Nos. 1 and 33, BATHROOM 2 of House Nos. 32 and 35, BATHROOM 3 and 4 of House Nos. 5-7, 10-13, 15-23, 26-31, 36-43, 45, 47-53, 55-57 - Fitted with wooden vanity counter with natural stone countertop and fittings including vitreous china wash basin, chrome plated basin mixer, vitreous china water closet, stainless steel finished shower column, tempered glass shower cubicle and chrome plated paper holder. - Copper pipes are adopted for hot and cold water supply system. - UPVC pipes are adopted for flushing water supply system. - No bath tub is provided.
	All other Bathrooms except those mentioned above - Fitted with wooden vanity counter with natural stone countertop and fittings including vitreous china wash basin, chrome plated basin mixer, vitreous china water closet, enamelled steel bath tub (1500mm (L) x 750mm (W) x 430mm (D)), chrome plated bath mixer and shower set, glass mirror cabinet, chrome plated paper holder and towel bar. - Copper pipes are adopted for hot and cold water supply system. - UPVC pipes are adopted for flushing water supply system.

3. 室內裝置	
細項	描述
(b) 浴室	主人浴室 - 選用天然石材枱面木製儲物櫃配以潔具包括:陶瓷洗手盆、鍍鉻洗手盤水龍頭、陶瓷坐廁、釉瓷鋼浴缸(1800毫米(長) x 800毫米(闊) x 430毫米(深))、鍍鉻浴缸水龍頭、不銹鋼淋浴柱、強化玻璃淋浴間、玻璃鏡櫃、鍍鉻廁紙架及液晶體顯示電視。 - 冷熱水供水系統採用銅喉管。 - 沖厠水供水系統採用膠喉管。
	屋號2，5-13，15-23，26-32，35-43，45，47-53，55-57之浴室1 屋號1及3之浴室2 屋號33之浴室3、4及5 - 選用天然石材枱面木製儲物櫃配以潔具包括:陶瓷洗手盆、鍍鉻洗手盤水龍頭、陶瓷坐廁、釉瓷鋼浴缸(1500毫米(長) x 750毫米(闊) x 430毫米(深))、鍍鉻浴缸水龍頭、不銹鋼淋浴柱、強化玻璃淋浴間(屋號1之浴室2不設不銹鋼淋浴柱及強化玻璃淋浴間)、玻璃鏡櫃、鍍鉻廁紙架及液晶體顯示電視 (屋號33之浴室4及5不設液晶體顯示電視)。 - 冷熱水供水系統採用銅喉管。 - 沖厠水供水系統採用膠喉管。
	屋號1及33之浴室1, 屋號32及35之浴室2, 屋號5-7，10-13，15-23，26-31，36-43，45，47-53，55-57之浴室3及4 - 選用天然石材枱面木製儲物櫃配以潔具包括:陶瓷洗手盆、鍍鉻洗手盤水龍頭、陶瓷坐廁、不銹鋼淋浴柱、強化玻璃淋浴間及鍍鉻廁紙架。 - 冷熱水供水系統採用銅喉管。 - 沖厠水供水系統採用膠喉管。 - 不設浴缸。
	除上述列出外之其他浴室 - 選用天然石材枱面木製儲物櫃配以潔具包括: 陶瓷洗手盆、鍍鉻洗手盤水龍頭、陶瓷坐廁、釉瓷鋼浴缸(1500毫米(長) x 750毫米(濶) x 430毫米(深))、鍍鉻浴缸水龍頭連淋浴套裝、玻璃鏡櫃、鍍鉻廁紙架及鍍鉻毛巾架。 - 冷熱水供水系統採用銅喉管。 - 沖厠水供水系統採用膠喉管。

Fittings, finishes and appliances
裝置、裝修物料及設備

House Nos. 1-3, 5-13, 15-23, 26-33, 35-43, 45, 47-53 and 55-57
屋號1-3、5-13、15-23、26-33、35-43、45、47-53及55-57

3. Interior Fittings	
Item	Description
(c) Kitchen	- Fitted with wooden cabinet with timber veneered and stainless steel finished door panels, artificial stone and natural stone countertop, stainless steel sink unit, chrome plated sink mixer, town gas hob and induction hob, cookerhood, microwave oven, oven, steam oven, wine cellar, refrigerator, dish washer and LED television. - Concealed type exhaust fan is provided. - Copper pipes are adopted for hot and cold water supply system. - For appliances provisions, please refer to "Appliances Schedule".
(d) Bedroom	- No fittings.
(e) Telephone	- Telephone points are provided. - For location and number of connection points, please refer to the "Mechanical & Electrical Provisions Plans" and "Schedule of Mechanical & Electrical Provisions of Residential Properties".
(f) Aerials	- TV/FM points for reception of local TV/FM programmes are provided. - For location and number of connection points, please refer to the "Mechanical & Electrical Provisions Plans" and "Schedule of Mechanical & Electrical Provisions of Residential Properties".
(g) Electrical Installations	- Three-phase electricity supply with miniature circuit breakers distribution boards are provided. - Conduits are partly concealed and partly exposed.* - For location and number of sockets and air conditioner points, please refer to the "Mechanical & Electrical Provisions Plans" and "Schedule of Mechanical & Electrical Provisions of Residential Properties". *Note: Other than those parts of the conduits concealed within concrete, the rest of them are exposed. Exposed conduits are mostly covered or hidden by false ceilings, bulkheads, cabinets, claddings, non-concrete walls, pipe ducts or other materials and are not readily visible.
(h) Gas Supply	- Town gas system with internal gas supply pipes are installed and connected to town gas hob and town gas water heater. - Town gas meter is provided at garden of each house.
(i) Washing Machine Connection Point	- Washing machine connection points (water inlet and water outlet) are provided. - For location of connection points, please refer to the "Mechanical & Electrical Provisions Plans".
(j) Water Supply	- Copper pipes are adopted for hot and cold water supply system. - UPVC pipes are adopted for flushing water supply system. - Water pipes are partly concealed and partly exposed.* *Note: Other than those parts of the water pipes concealed within concrete, the rest of them are exposed. Some of the exposed water pipes are covered or hidden by false ceilings, bulkheads, cabinets, claddings, non-concrete walls, pipe ducts or other materials and are not readily visible.

3. 室內裝置	
細項	描述
(c) 廚房	- 選用木製廚櫃組合配以木及不銹鋼面門板、人造石材及天然石材枱面、不銹鋼洗滌盤、鍍鉻洗滌盤水龍頭、煤氣煮食爐及電磁煮食爐、抽油煙機、微波爐、焗爐、蒸爐、酒櫃、雪櫃、洗碗碟機及液晶體顯示電視。 - 設有暗藏式抽氣扇。 - 冷熱水供水系統採用銅喉管。 - 所提供的設備，請參考「設備說明表」。
(d) 睡房	- 沒有裝置。
(e) 電話	- 裝設有電話插座。 - 有關接駁點的位置及數量，請參考「機電裝置平面圖」及「機電裝置數量說明表」。
(f) 天線	- 裝設有電視及電台接收插座，可接收本地電視/電台節目。 - 有關接駁點的位置及數量，請參考「機電裝置平面圖」及「機電裝置數量說明表」。
(g) 電力裝置	- 提供三相電力並裝有小型斷路器配電箱。 - 導管是部分隱藏及部分外露。* - 有關電插座及冷氣機接駁點的位置及數量，請參考「機電裝置數量說明表」及「機電裝置平面圖」。 *註釋：除部分隱藏於混凝土內之導管外，其他部分的導管均為外露。外露的導管大部分以假天花、假陣、櫃、飾面板、非混凝土牆、管道槽或其他物料覆蓋或掩藏，並不容易看見。
(h) 氣體供應	- 煤氣系統裝妥室內煤氣喉管並接駁煤氣煮食爐及煤氣熱水爐。 - 煤氣錶設於每戶洋房的花園。
(i) 洗衣機接駁點	- 提供洗衣機接駁點(來水位及去水位)。 - 有關接駁點的位置，請參考「機電裝置平面圖」。
(j) 供水	- 冷熱水供水系統採用銅喉管。 - 沖厠水供水系統採用膠喉管。- - 水管是部分隱藏及部分外露。* *註釋：除部分隱藏於混凝土內之水管外，其他部分的水管均為外露。部分外露的水管以假天花、假陣、櫃、飾面板、非混凝土牆、管道槽或其他物料覆蓋或掩藏，並不容易看見。

Fittings, finishes and appliances
裝置、裝修物料及設備

House Nos. 1-3, 5-13, 15-23, 26-33, 35-43, 45, 47-53 and 55-57
屋號1-3、5-13、15-23、26-33、35-43、45、47-53及55-57

4. Miscellaneous	
Item	Description
(a) Lifts	HOUSES - 1 no. of "Schindler" (model no.:3300AP) passenger lift is provided in each house, serving floors from LG/F to 2/F. CLUBHOUSE - 1 no. of "Schindler" (model no.: 300P-MRL) passenger lift is provided at Clubhouse, serving floors from G/F to 2/F.
(b) Letter Box	- Stainless steel letter box is provided at LG/F of each house.
(c) Refuse Collection	- Refuse will be collected by cleaners from each house and centralized at the Refuse Storage at G/F for removal by refuse vehicle.
(d) Water Meter, Electricity Meter and Gas Meter	- Separate water and electricity meters for each house are installed in Water Meter Room and Electrical Meter Room respectively. - Separate town gas meter is provided at garden of each house.
5. Security Facilities	
Description	
- Colour video doorphone is provided in kitchen of each house. - Panic alarm is provided in master bedroom of each house; door magnetic contact is installed at doors to roof and to LG/F. - Break glass sensors are provided at glass doors and window openings to garden at G/F of each house. - CCTV system is provided at main entrance, boundary wall, carpark driveway, carpark and clubhouse of the Phase of the Development. - Smart card access control is provided at the main entrance of the Phase of the Development. - Vehicular control system is provided at main entrance and carpark entrance of the Phase of the Development.	
6. Appliances	
Description	
- As set out in the "Appliances Schedule".	

The vendor undertakes that if lifts or appliances of the specified brand name or model number are not installed in the Phase of the Development, lifts or appliances of comparable quality will be installed.

4. 雜項	
細項	描述
(a) 升降機	洋房 - 每户洋房設有一部迅達(產品型號：3300AP)客用升降機直達地下低層至2樓。 會所 - 會所設有一部迅達(產品型號：300P-MRL)客用升降機直達地下至2樓。
(b) 信箱	- 每户洋房地下低層設不銹鋼製信箱。
(c) 垃圾收集	- 每户洋房的垃圾由清潔工人收集到地下垃圾房，由垃圾車運走。
(d) 水錶、電錶及氣體錶	- 每户洋房的獨立水錶和獨立電錶分別安裝在水錶房及電錶房內。 - 獨立煤氣錶設於每戶洋房的花園。
5. 保安設施	
描述	
- 每戶洋房於廚房設有彩色視像對講機。 - 每戶洋房求救警鐘裝設在主人套房；門磁感應器裝設在通往天台及地下底層的門。 - 玻璃爆破偵測器裝設在通往地下的花園的玻璃門及窗。 - 發展項目期數的入口、圍牆、車輛通道、停車場及會所均裝設閉路電視。 - 發展項目期數的入口裝設智能卡出入系統。 - 發展項目期數的入口及停車場入口均裝設汽車控制系統。	
6. 設備	
描述	
- 於「設備説明表」列出。	

賣方承諾如發展項目期數中沒有安裝指明的品牌名稱或產品型號的升降機或設備，便會安裝品質相若的升降機或設備。

Fittings, finishes and appliances
裝置、裝修物料及設備

House No. 25
屋號25

1. Exterior Finishes	
Item	Description
(a) External Wall	- Finished with natural stone, artificial granite tile and aluminium cladding.
(b) Window	- Aluminium window frame fitted with clear glass.
(c) Bay Window	- Reinforced concrete bay windows with natural stone and aluminium cladding exterior finish and windows in aluminium frames with clear glass. - Window sill is finished with natural stone.
(d) Planter	- Planters are finished with natural stone and artificial granite tile.
(e) Verandah or Balcony	- Balcony is covered by canopy with aluminium ceiling and finished with clear tempered glass balustrade. - Floor and wall are finished with natural stone. - There is no verandah.
(f) Drying Facilities for Clothing	- Not provided.
2. Interior Finishes	
Item	Description
(a) Lobby	- Not applicable.
(b) Internal Wall and Ceiling	INTERNAL WALL - Living room is finished with wallpaper, laminated glass, natural stone and paint. - Dining room is finished with natural stone. - Master Bedroom is finished with wallpaper, timber veneer and laminated glass. - Ensuite 1 is finished with wallpaper, frosted grey glass and timber veneer. - Ensuite 2 is finished with wallpaper, natural stone, timber veneer and timber strips. - Ensuite 3 is finished with timber veneer, fabric, natural stone and back painted glass. - Ensuite 4 is finished with timber veneer, natural stone and back painted glass. CEILING - Ceiling of living room is finished with wallpaper and gypsum board with emulsion paint. - Ceiling of dining room is finished with gypsum board with emulsion paint. - Ceiling of Master Bedroom, Ensuite 3 and Ensuite 4 are finished with gypsum board with emulsion paint. - Ceiling of Ensuite 1 is finished with timber veneer. - Ceiling of Ensuite 2 is finished with timber veneer, timber strips and gypsum board with emulsion paint.
(c) Internal Floor	- Living room and dining room are finished with timber flooring. - Master Bedroom, Ensuite 2, Ensuite 3 and Ensuite 4 are finished with timber flooring and natural stone flooring. - Ensuite 1 is finished with carpet and natural stone flooring. - No skirting is provided.

1. 外部裝修物料	
細項	描述
(a) 外牆	- 鋪砌天然石材、人造花崗岩磚及鋁質面板。
(b) 窗	- 鋁質窗框鑲配透明玻璃。
(c) 窗台	- 鋼筋混凝土窗台以天然石材及鋁質面板飾面，鋁質窗框鑲配透明玻璃。 - 窗台板以天然石材鋪砌。
(d) 花槽	- 花槽以天然石材及人造花崗岩磚鋪砌。
(e) 陽台或露台	- 露台均以簷篷及鋁質天花覆蓋並裝設強化透明玻璃圍欄。 - 地台及牆身鋪砌天然石材。 - 沒有陽台。
(f) 乾衣設施	- 沒有提供。
2. 室內裝修物料	
細項	描述
(a) 大堂	- 不適用。
(b) 內牆及天花板	內牆 - 客廳內牆鋪砌牆紙、夾層玻璃、天然石材及髹油漆。 - 飯廳內牆鋪砌天然石材。 - 主人套房內牆鋪砌牆紙、木皮飾面及夾層玻璃。 - 套房1內牆鋪砌牆紙、灰色磨砂玻璃及木皮飾面。 - 套房2內牆鋪砌牆紙、天然石材、木皮飾面及木條子。 - 套房3內牆鋪砌木皮飾面、捫布、天然石材及底漆玻璃。 - 套房4內牆鋪砌木皮飾面、天然石材及底漆玻璃。 天花板 - 客廳天花板鋪以牆紙及鋪砌石膏板髹乳膠漆。 - 飯廳天花板髹上乳膠漆及鋪砌石膏板髹乳膠漆。 - 主人套房、套房3及套房4天花板鋪砌石膏板髹乳膠漆。 - 套房1天花板以木皮飾面。 - 套房2天花板以木皮及木條子飾面，及鋪砌石膏板髹乳膠漆。
(c) 內部地板	- 客廳及飯廳地台鋪砌木地板。 - 主人套房、套房2、套房3及套房4地台鋪砌木地板及天然石材。 - 套房1地台鋪地毯及天然石材。 - 不設地腳線。

Fittings, finishes and appliances
裝置、裝修物料及設備

House No. 25
屋號25

2. Interior Finishes	
Item	Description
(d) Bathroom	- Wall is finished with natural stone up to the line of false ceiling (except those areas covered by the vanity cabinet, mirror cabinet, mirror and above the false ceiling level). - Floor is finished with natural stone (except underneath bath tub). - Ceiling is fitted with suspended gypsum board ceiling with emulsion paint.
(e) Kitchen	- Wall is finished with natural stone and stainless steel panel up to the line of false ceiling (except those areas covered by kitchen cabinets and above the false ceiling level). - Wall is covered by kitchen cabinets finished with ceramic tile. - Floor is finished with natural stone (except those areas covered by kitchen cabinets). - Ceiling is fitted with suspended gypsum board finished with emulsion paint and aluminium false ceiling. - Cooking bench is made of artificial stone and natural stone.
(a) Doors	MAIN ENTRANCE - Timber veneered solid core timber door fitted with door closer, lockset and magic eye viewer. - Storm door with aluminium frame fitted with clear glass installed on the external side, fitted with lockset. BEDROOM - Timber veneered solid core timber door fitted with lockset for Master Bedroom, Ensuite1, 3 and 4. - No door is provided for Ensuite 2. WALK-IN CLOSET - Timber veneered hollow core timber door. BATHROOM - Timber veneered hollow core timber door fitted with lockset except bathroom 1, 3 and 4. - No door is provided for bathroom 1 and 3. - Glass door is provided for bathroom 4. MASTER BATHROOM - Steel door finished with stainless steel, fitted with glass panel and lockset. KITCHEN - Timber veneered hollow core timber door fitted with door closer and lockset. BALCONY/ UTILITY PLATFORM - Aluminium framed glass door fitted with lockset. STORE - Hollow core timber door finished with glass and plastic laminate and fitted with door closer and lockset. GUEST TOILET - Timber veneered hollow core timber door fitted with lockset. TOILET - Aluminium door fitted with glass and lockset. - Timber veneered hollow core timber door fitted with lockset for toilet in Ensuite 2. STAIRHOOD/ GARDEN - Aluminium door frame fitted with clear glass and lockset. CARPORT - Solid core timber door finished with plastic laminate and fitted with door closer and lockset.

2. 室內裝修物料	
細項	描述
(d) 浴室	- 牆身鋪砌天然石材至假天花底(面盆櫃、鏡櫃及鏡背牆身及假天花以上除外)。 - 地板鋪砌天然石材(浴缸底除外)。 - 天花裝設石膏板假天花及髹上乳膠漆。
(e) 廚房	- 牆身鋪砌天然石材及不銹鋼飾板至假天花底(櫥櫃背牆身及假天花以上除外)。 - 櫥櫃背牆身鋪砌瓷磚。 - 地板鋪砌天然石材(櫥櫃底除外)。 - 天花裝設石膏板髹乳膠漆及鋁質假天花。 - 灶台面鋪砌人造石材及天然石材。
(a) 門	洋房大門 - 木面實心木門，裝有氣鼓、門鎖及防盜眼。 - 外裝鋁框鑲設透明玻璃防風門，裝配門鎖。 睡房 - 主人套房、套房1、3及4提供木面實心木門裝配門鎖。 - 套房2不設門戶。 衣帽間 - 木面空心木門。 浴室 - 木面空心木門裝配門鎖，浴室1、3及4除外。 - 浴室1及3不設門戶。 - 浴室4裝設玻璃門。 主人浴室 - 不銹鋼飾面鋼鐵門鑲設玻璃裝配門鎖。 廚房 - 木面空心木門裝配氣鼓及門鎖。 露台/工作平台 - 鋁質框玻璃門裝配門鎖。 儲物房 - 玻璃及膠板面空心木門，裝配氣鼓及門鎖。 客廁 - 木面空心木門裝配門鎖。 廁所 - 鋁質門鑲設玻璃裝配門鎖。 - 套房2廁所裝設木面空心木門裝配門鎖。 梯屋/花園 - 鋁框清片玻璃門裝配門鎖。 車房 - 膠板面實心門裝配氣鼓及門鎖。

Fittings, finishes and appliances
裝置、裝修物料及設備

House No. 25
屋號25

3. Interior Fittings	
Item	Description
(b) Bathroom	MASTER BATHROOM - Fitted with wooden vanity counter with natural stone countertop and fittings including vitreous china wash basin, chrome plated basin mixer, vitreous china water closet, enamelled steel bath tub (1800mm (L) x 800mm (W) x 430mm (D)), chrome plated bath mixer, stainless steel finished shower column, tempered glass shower cubicle, glass mirror cabinet, chrome plated paper holder and LCD television. - Copper pipes are adopted for hot and cold water supply system. - UPVC pipes are adopted for flushing water supply system.
	BATHROOM 1 - Fitted with wooden vanity counter with natural stone countertop and fittings including vitreous china wash basin, chrome plated basin mixer, vitreous china water closet, enamelled steel bath tub (1500mm L x 750mm W x 430mm D), chrome plated bath mixer, stainless steel finished shower column, tempered glass shower cubicle, glass mirror cabinet, chrome plated paper holder and LCD television. - Copper pipes are adopted for hot and cold water supply system. - UPVC pipes are adopted for flushing water supply system.
	BATHROOM 3 and 4 - Fitted with wooden vanity counter with natural stone countertop and fittings including vitreous china wash basin, chrome plated basin mixer, vitreous china water closet, stainless steel finished shower column, tempered glass shower cubicle and chrome plated paper holder. - Copper pipes are adopted for hot and cold water supply system. - UPVC pipes are adopted for flushing water supply system. - No bath tub is provided.
(c) Kitchen	- Fitted with wooden cabinet with timber veneered and stainless steel finished door panels, artificial stone and natural stone countertop, stainless steel sink unit, chrome plated sink mixer, town gas hob and induction hob, cookerhood, microwave oven, oven, steam oven, wine cellar, refrigerator, dish washer and LED television. - Concealed type exhaust fan is provided. - Copper pipes are adopted for hot and cold water supply system. - For appliances provisions, please refer to “Appliances Schedule”.
(d) Bedroom	- No fittings.

3. 室內裝置	
細項	描述
(b) 浴室	主人浴室 - 選用天然石材枱面木製儲物櫃配以潔具包括:陶瓷洗手盆、鍍鉻洗手盤水龍頭、陶瓷坐廁、釉瓷鋼浴缸(1800毫米(長) x 800毫米(闊) x 430毫米(深))、鍍鉻浴缸水龍頭、不銹鋼淋浴柱、強化玻璃淋浴間、玻璃鏡櫃、鍍鉻廁紙架及液晶體顯示電視。 - 冷熱水供水系統採用銅喉管。 - 沖厠水供水系統採用膠喉管。
	浴室1 - 選用天然石材枱面木製儲物櫃配以潔具包括:陶瓷洗手盆、鍍鉻洗手盤水龍頭、陶瓷坐廁、釉瓷鋼浴缸(1500毫米(長) x 750毫米(闊) x 430毫米(深))、鍍鉻浴缸水龍頭、不銹鋼淋浴柱、強化玻璃淋浴間、玻璃鏡櫃、鍍鉻廁紙架及液晶體顯示電視 。 - 冷熱水供水系統採用銅喉管。 - 沖厠水供水系統採用膠喉管。
	浴室3及4 - 選用天然石材枱面木製儲物櫃配以潔具包括：陶瓷洗手盆、鍍鉻洗手盤水龍頭、陶瓷坐廁、不銹鋼淋浴柱、強化玻璃淋浴間及鍍鉻廁紙架。 - 冷熱水供水系統採用銅喉管。 - 沖厠水供水系統採用膠喉管。 - 不設浴缸。
(c) 廚房	- 選用木製廚櫃組合配以木及不銹鋼面門板、人造石材及天然石材枱面、不銹鋼洗滌盤、鍍鉻洗滌盤水龍頭、煤氣煮食爐及電磁煮食爐、抽油煙機、微波爐、焗爐、蒸爐、酒櫃、雪櫃、洗碗碟機及液晶體顯示電視。 - 設有暗藏式抽氣扇。 - 冷熱水供水系統採用銅喉管。 - 所提供的設備，請參考「設備說明表」。
(d) 睡房	- 沒有裝置。

Fittings, finishes and appliances
裝置、裝修物料及設備

House No. 25
屋號25

3. Interior Fittings	
Item	Description
(e) Telephone	- Telephone points are provided. - For location and number of connection points, please refer to the "Mechanical & Electrical Provisions Plans" and "Schedule of Mechanical & Electrical Provisions of Residential Properties".
(f) Aerials	- TV/FM points for reception of local TV/FM programmes are provided. - For location and number of connection points, please refer to the "Mechanical & Electrical Provisions Plans" and "Schedule of Mechanical & Electrical Provisions of Residential Properties".
(g) Electrical Installations	- Three-phase electricity supply with miniature circuit breakers distribution boards are provided. - Conduits are partly concealed and partly exposed.* - For location and number of sockets and air conditioner points, please refer to the "Mechanical & Electrical Provisions Plans" and "Schedule of Mechanical & Electrical Provisions of Residential Properties". *Note: Other than those parts of the conduits concealed within concrete, the rest of them are exposed. Exposed conduits are mostly covered or hidden by false ceilings, bulkheads, cabinets, claddings, non-concrete walls, pipe ducts or other materials and are not readily visible.
(h) Gas Supply	- Town gas system with internal gas supply pipes are installed and connected to town gas hob and town gas water heater. - Town gas meter is provided at garden of the house.
(i) Washing Machine Connection Point	- Washing machine connection point (water inlet and water outlet) is provided. - For location of connection point, please refer to the "Mechanical & Electrical Provisions Plans".
(j) Water Supply	- Copper pipes are adopted for hot and cold water supply system. - UPVC pipes are adopted for flushing water supply system. - Water pipes are partly concealed and partly exposed.* *Note: Other than those parts of the water pipes concealed within concrete, the rest of them are exposed. Some of the exposed water pipes are covered or hidden by false ceilings, bulkheads, cabinets, claddings, non-concrete walls, pipe ducts or other materials and are not readily visible.

3. 室內裝置	
細項	描述
(e) 電話	- 裝設有電話插座。 - 有關接駁點的位置及數量，請參考「機電裝置平面圖」及「機電裝置數量說明表」。
(f) 天線	- 裝設有電視及電台接收插座，可接收本地電視/電台節目。 - 有關接駁點的位置及數量，請參考「機電裝置平面圖」及「機電裝置數量說明表」。
(g) 電力裝置	- 提供三相電力並裝有小型斷路器配電箱。 - 導管是部分隱藏及部分外露。* - 有關電插座及冷氣機接駁點的位置及數量，請參考「機電裝置數量說明表」及「機電裝置平面圖」。 *註釋：除部分隱藏於混凝土內之導管外，其他部分的導管均為外露。外露的導管大部分以假天花、假陣、櫃、飾面板、非混凝土牆、管道槽或其他物料覆蓋或掩藏，並不容易看見。
(h) 氣體供應	- 煤氣系統裝妥室內煤氣喉管並接駁煤氣煮食爐及煤氣熱水爐。 - 煤氣錶設於洋房的花園。
(i) 洗衣機接駁點	- 提供洗衣機接駁點(來水位及去水位)。 - 有關接駁點的位置，請參考「機電裝置平面圖」。
(j) 供水	- 冷熱水供水系統採用銅喉管。 - 沖厠水供水系統採用膠喉管。 - 水管是部分隱藏及部分外露。* *註釋：除部分隱藏於混凝土內之水管外，其他部分的水管均為外露。部分外露的水管以假天花、假陣、櫃、飾面板、非混凝土牆、管道槽或其他物料覆蓋或掩藏，並不容易看見。

Fittings, finishes and appliances
裝置、裝修物料及設備

House No. 25
屋號25

4. Miscellaneous	
Item	Description
(a) Lifts	HOUSE - 1 no. of "Schindler" (model no.:3300AP) passenger lift is provided in the house, serving floors from LG/F to 2/F. CLUBHOUSE - 1 no. of "Schindler" (model no.: 300P-MRL) passenger lift is provided at Clubhouse, serving floors from G/F to 2/F.
(b) Letter Box	- Stainless steel letter box is provided at LG/F of the house.
(c) Refuse Collection	- Refuse will be collected by cleaners from the house and centralized at the Refuse Storage at G/F for removal by refuse vehicle.
(d) Water Meter, Electricity Meter and Gas Meter	- Separate water and electricity meters for the house are installed in Water Meter Room and Electrical Meter Room respectively. - Separate town gas meter is provided at garden of the house.
5. Security Facilities	
Description	
- Colour video doorphone is provided in kitchen of the house. - Panic alarm is provided in master bedroom of the house; door magnetic contact is installed at doors to roof and to LG/F. - Break glass sensors are provided at glass doors and window openings to garden at G/F of the house. - CCTV system is provided at main entrance, boundary wall, carpark driveway, carpark and clubhouse of the Phase of the Development. - Smart card access control is provided at the main entrance of the Phase of the Development. - Vehicular control system is provided at main entrance and carpark entrance of the Phase of the Development.	
6. Appliances	
Description	
- As set out in the "Appliances Schedule".	

The vendor undertakes that if lifts or appliances of the specified brand name or model number are not installed in the Phase of the Development, lifts or appliances of comparable quality will be installed.

4. 雜項	
細項	描述
(a) 升降機	洋房 - 洋房設有一部迅達(產品型號：3300AP)客用升降機直達地下低層至2樓。 會所 - 會所設有一部迅達(產品型號：300P-MRL)客用升降機直達地下至2樓。
(b) 信箱	- 洋房地下低層設不銹鋼製信箱。
(c) 垃圾收集	- 洋房的垃圾由清潔工人收集到地下垃圾房，由垃圾車運走。
(d) 水錶、電錶及氣體錶	- 洋房的獨立水錶和獨立電錶分別安裝在水錶房及電錶房內。 - 獨立煤氣錶設於洋房的花園。
5. 保安設施	
描述	
- 洋房於廚房設有彩色視像對講機。 - 每戶洋房求救警鐘裝設在主人套房；門磁感應器裝設在通往天台及地下底層的門。 - 玻璃爆破偵測器裝設在通往地下的花園的玻璃門及窗。 - 發展項目期數的入口、圍牆、車輛通道、停車場及會所均裝設閉路電視。 - 發展項目期數的入口裝設智能卡出入系統。 - 發展項目期數的入口及停車場入口均裝設汽車控制系統。	
6. 設備	
描述	
- 於「設備說明表」列出。	

賣方承諾如發展項目期數中沒有安裝指明的品牌名稱或產品型號的升降機或設備，便會安裝品質相若的升降機或設備。

Fittings, finishes and appliances
裝置、裝修物料及設備

House No. 46
屋號46

1. Exterior Finishes	
Item	Description
(a) External Wall	- Finished with natural stone, artificial granite tile and aluminium cladding.
(b) Window	- Aluminium window frame fitted with clear glass.
(c) Bay Window	- Reinforced concrete bay windows with natural stone and aluminium cladding exterior finish and windows in aluminium frames with clear glass. - Window sill is finished with natural stone.
(d) Planter	- Planters are finished with natural stone and artificial granite tile.
(e) Verandah or Balcony	- Balcony is covered by canopy with aluminium ceiling and finished with clear tempered glass balustrade. - Floor and wall are finished with natural stone. - There is no verandah.
(f) Drying Facilities for Clothing	- Not provided.
2. Interior Finishes	
Item	Description
(a) Lobby	- Not applicable.
(b) Internal Wall and Ceiling	INTERNAL WALL - Living room is finished with timber veneer panel and natural stone. - Dining room and bedrooms are finished with timber veneer panel and leather fabric panel. CEILING - Ceiling for living room and dining room are finished with timber veneer finish with emulsion paint and remaining part with emulsion paint. - Ceiling for bedroom is finished with emulsion paint.
(c) Internal Floor	- Living room and dining room are finished with natural stone flooring. - Bedrooms are finished with engineered timber flooring. - No skirting is provided.
(d) Bathroom	- Wall is finished with natural stone up to the line of false ceiling (except those areas covered by the vanity cabinet, mirror cabinet, mirror and above the false ceiling level). - Floor is finished with natural stone (except the bottom part of bath tub). - Ceiling is fitted with suspended gypsum board ceiling with emulsion paint.
(e) Kitchen	- Wall is finished with natural stone and stainless steel panel up to the line of false ceiling (except those areas covered by kitchen cabinets and above the false ceiling level). - Wall is covered by kitchen cabinets finished with ceramic tile. - Floor is finished with natural stone (except those areas covered by kitchen cabinets). - Ceiling is fitted with suspended gypsum board finished with emulsion paint and aluminium false ceiling. - Cooking bench is made of artificial stone and natural stone.

1. 外部裝修物料	
細項	描述
(a) 外牆	- 鋪砌天然石材、人造花崗岩磚及鋁質面板。
(b) 窗	- 鋁質窗框鑲配透明玻璃。
(c) 窗台	- 鋼筋混凝土窗台以天然石材及鋁質面板飾面，鋁質窗框鑲配透明玻璃。 - 窗台板以天然石材鋪砌。
(d) 花槽	- 花槽以天然石材及人造花崗岩磚鋪砌。
(e) 陽台或露台	- 露台均以簷篷及鋁質天花覆蓋並裝設強化透明玻璃圍欄。 - 地台及牆身鋪砌天然石材。 - 沒有陽台。
(f) 乾衣設施	- 沒有提供。
2. 室內裝修物料	
細項	描述
(a) 大堂	- 不適用。
(b) 內牆及天花板	內牆 - 客廳內牆鋪砌木皮圍身及天然石材。 - 飯廳及睡房鋪砌木及皮織物圍身。 天花板 - 客廳及飯廳的天花板以木皮鋪砌及髹上乳膠漆，其餘髹乳膠漆。 - 睡房的天花髹上乳膠漆。
(c) 內部地板	- 客廳及飯廳鋪砌天然石材地板。 - 睡房鋪砌複合木地板。 - 不設地腳線。
(d) 浴室	- 牆身鋪砌天然石材至假天花底(面盆櫃、鏡櫃及鏡背牆身及假天花以上除外)。 - 地板鋪砌天然石材(浴缸底除外)。 - 天花裝設石膏板假天花及髹上乳膠漆。
(e) 廚房	- 牆身鋪砌天然石材及不銹鋼飾板至假天花底(櫥櫃背牆身及假天花以上除外)。 - 櫥櫃背牆身鋪砌瓷磚。 - 地板鋪砌天然石材(櫥櫃底除外)。 - 天花裝設石膏板髹乳膠漆及鋁質假天花。 - 灶台面鋪砌人造石材及天然石材。

Fittings, finishes and appliances
裝置、裝修物料及設備

House No. 46
屋號46

3. Interior Fittings	
Item	Description
(a) Doors	MAIN ENTRANCE - Timber veneered solid core timber door fitted with door closer, lockset and magic eye viewer. - Storm door with aluminium frame fitted with clear glass installed on the external side, fitted with lockset. WINE CELLAR - Glass door fitted with metal handle. BEDROOM - Timber veneered solid core timber door fitted with lockset except Ensuite 2. - Timber veneered timber screen door for Ensuite 2. BATHROOM - Timber veneered solid core timber door fitted with lockset for bathroom in Ensuite 1, 2 and 3. MASTER BATHROOM - Stainless steel frame door fitted with laminated glass and lockset. SAUNA - Glass door fitted with wooden handle and lockset. KITCHEN - Timber veneered solid core timber door fitted with lockset. BALCONY/ UTILITY PLATFORM - Aluminum framed glass door fitted with lockset. STORE - Timber veneered solid core timber door fitted with lockset. GUEST TOILET - Timber veneered hollow core timber door fitted with lockset. TOILET - PVC folding door. - Timber veneered solid core timber door fitted with lockset for toilet in Ensuite 4. STAIRHOOD/ GARDEN - Aluminium door frame fitted with clear glass and lockset. CARPORT - Solid core timber door finished with plastic laminate and fitted with door closer and lockset.

3. 室內裝置	
細項	描述
(a) 門	洋房大門 - 木面實心木門，裝有氣鼓、門鎖及防盜眼。 - 外裝鋁框鑲設透明玻璃防風門，裝配門鎖。 酒窖 - 玻璃門裝配金屬手抌。 睡房 - 除套房2外，木皮飾面實心木門裝配門鎖。 - 套房2提供木皮飾面木屏風門。 浴室 - 套房1、2及3內浴室提供木皮飾面實心木門裝配門鎖。 主人浴室 - 不銹鋼框鑲夾層玻璃門裝配門鎖。 桑拿 - 玻璃門裝配木手抌及門鎖。 廚房 - 木皮飾面實心木門裝配門鎖。 露台/工作平台 - 鋁質框玻璃門裝配門鎖。 儲物房 - 木皮飾面實心木門裝配門鎖。 客廁 - 木皮飾面空心木門裝配門鎖。 廁所 - 膠質趟摺門。 - 套房4內廁所提供木皮飾面實心木門裝配門鎖。 梯屋/花園 - 鋁質框清片玻璃門裝配門鎖。 車房 - 膠板面實心木門裝配氣鼓及門鎖。

Fittings, finishes and appliances
裝置、裝修物料及設備

House No. 46
屋號46

3. Interior Fittings	
Item	Description
(b) Bathroom	MASTER BATHROOM - Fitted with wooden vanity counter with natural stone countertop and fittings including vitreous china wash basin, chrome plated basin mixer, vitreous china water closet, enamelled steel bath tub (1800mm (L) x 800mm (W) x 430mm (D)), chrome plated bath mixer, stainless steel finished shower column, tempered glass shower cubicle, glass mirror cabinet and chrome plated paper holder. - Copper pipes are adopted for hot and cold water supply system. - UPVC pipes are adopted for flushing water supply system.
	BATHROOM 1 - Fitted with wooden vanity counter with natural stone countertop and fittings including vitreous china wash basin, chrome plated basin mixer, vitreous china water closet, enamelled steel bath tub (1500mm (L) x 750mm (W) x 430mm (D)), chrome plated bath mixer, stainless steel finished shower column, tempered glass shower cubicle, glass mirror cabinet, chrome plated paper holder and LCD television. - Copper pipes are adopted for hot and cold water supply system. - UPVC pipes are adopted for flushing water supply system.
	BATHROOM 2 - Fitted with wooden vanity counter with natural stone countertop and fittings including vitreous china wash basin, chrome plated basin mixer, vitreous china water closet, enamelled steel bath tub (1500mm (L) x 750mm (W) x 430mm (D)), chrome plated bath mixer and shower set, glass mirror cabinet, chrome plated paper holder and towel bar. - Copper pipes are adopted for hot and cold water supply system. - UPVC pipes are adopted for flushing water supply system.
	BATHROOM 3 - Fitted with wooden vanity counter with natural stone countertop and fittings including vitreous china wash basin, chrome plated basin mixer, vitreous china water closet, stainless steel finished shower column, tempered glass shower cubicle and chrome plated paper holder. - Copper pipes are adopted for hot and cold water supply system. - UPVC pipes are adopted for flushing water supply system.
	ENSUITE 4 - Fittings include acrylic bath tub (1500mm (diameter) x 550 mm (depth)), chrome plated bath mixer and shower set. - Copper pipes are adopted for hot and cold water supply system. - UPVC Pipes are adopted for flushing water supply system

3. 室內裝置	
細項	描述
(b) 浴室	主人浴室 - 選用天然石材枱面木製儲物櫃配以潔具包括：陶瓷洗手盤、鍍鉻洗手盤水龍頭、陶瓷坐廁、釉瓷鋼浴缸(1800毫米(長) x 800 毫米(闊) x 430毫米(深))、鍍鉻浴缸水龍頭、不銹鋼淋浴柱、強化玻璃淋浴間、玻璃鏡櫃及鍍鉻廁紙架。 - 冷熱水供水系統採用銅喉管。 - 沖廁水供水系統採用膠喉管。
	浴室1 - 選用天然石材枱面木製儲物櫃配以潔具包括:陶瓷洗手盆、鍍鉻洗手盤水龍頭、陶瓷坐廁、釉瓷鋼浴缸(1500毫米(長) x 750毫米(闊) x 430毫米(深))、鍍鉻浴缸水龍頭、不銹鋼淋浴柱、強化玻璃淋浴間、玻璃鏡櫃、鍍鉻廁紙架及液晶體顯示電視。 - 冷熱水供水系統採用銅喉管。 - 沖廁水供水系統採用膠喉管。
	浴室2 - 選用天然石材枱面木製儲物櫃配以潔具包括:陶瓷洗手盆、鍍鉻洗手盤水龍頭、陶瓷坐廁、釉瓷鋼浴缸(1500毫米(長) x 750毫米(濶) x 430毫米(深))、鍍鉻浴缸水龍頭連淋浴套裝、玻璃鏡櫃、鍍鉻廁紙架及鍍鉻毛巾架。 - 冷熱水供水系統採用銅喉管。 - 沖廁水供水系統採用膠喉管。
	浴室3 - 選用天然石材枱面木製儲物櫃配以潔具包括:陶瓷洗手盆、鍍鉻洗手盤水龍頭、陶瓷坐廁、不銹鋼淋浴柱、強化玻璃淋浴間及鍍鉻廁紙架。 - 冷熱水供水系統採用銅喉管。 - 沖廁水供水系統採用膠喉管。
	套房4 - 潔具包括丙烯酸樹脂浴缸(1500毫米(直徑) x 550毫米(深))、鍍鉻浴缸水龍頭及淋浴套裝。 - 冷熱水供水系統採用銅喉管。 - 沖廁所水供水系統採用膠喉管。

Fittings, finishes and appliances
裝置、裝修物料及設備

House No. 46
屋號46

3. Interior Fittings	
Item	Description
(c) Kitchen	- Fitted with wooden cabinet with timber veneered and stainless steel finished door panels, artificial stone and natural stone countertop, stainless steel sink unit, chrome plated sink mixer, town gas hob and induction hob, cookerhood, microwave oven, oven, steam oven, wine cellar, refrigerator, dish washer and LED television. - Concealed type exhaust fan is provided. - Copper pipes are adopted for hot and cold water supply system. - For appliances provisions, please refer to "Appliances Schedule".
(d) Bedroom	- No fittings.
(e) Telephone	- Telephone points are provided. - For location and number of connection points, please refer to the "Mechanical & Electrical Provisions Plans" and "Schedule of Mechanical & Electrical Provisions of Residential Properties".
(f) Aerials	- TV/FM points for reception of local TV/FM programmes are provided. - For location and number of connection points, please refer to the "Mechanical & Electrical Provisions Plans" and "Schedule of Mechanical & Electrical Provisions of Residential Properties".
(g) Electrical Installations	- Three-phase electricity supply with miniature circuit breakers distribution boards are provided. - Conduits are partly concealed and partly exposed.* - For location and number of sockets and air conditioner points, please refer to the "Mechanical & Electrical Provisions Plans" and "Schedule of Mechanical & Electrical Provisions of Residential Properties". *Note: Other than those parts of the conduits concealed within concrete, the rest of them are exposed. Exposed conduits are mostly covered or hidden by false ceilings, bulkheads, cabinets, claddings, non-concrete walls, pipe ducts or other materials and are not readily visible.
(h) Gas Supply	- Town gas system with internal gas supply pipes are installed and connected to town gas hob and town gas water heater. - Town gas meter is provided at garden of the house.
(i) Washing Machine Connection Point	- Washing machine connection point (water inlet and water outlet) is provided. - For location of connection point, please refer to the "Mechanical & Electrical Provisions Plans".
(j) Water Supply	- Copper pipes are adopted for hot and cold water supply system. - UPVC pipes are adopted for flushing water supply system. - Water pipes are partly concealed and partly exposed.* *Note: Other than those parts of the water pipes concealed within concrete, the rest of them are exposed. Some of the exposed water pipes are covered or hidden by false ceilings, bulkheads, cabinets, claddings, non-concrete walls, pipe ducts or other materials and are not readily visible.

3. 室內裝置	
細項	描述
(c) 廚房	- 選用木製廚櫃組合配以木及不銹鋼面門板、人造石材及天然石材枱面、不銹鋼洗滌盤、鍍鉻洗滌盤水龍頭、煤氣煮食爐及電磁煮食爐、抽油煙機、微波爐、焗爐、蒸爐、酒櫃、雪櫃、洗碗碟機及液晶體顯示電視。 - 設有暗藏式抽氣扇。 - 冷熱水供水系統採用銅喉管。 - 所提供的設備，請參考「設備說明表」。
(d) 睡房	- 沒有裝置。
(e) 電話	- 裝設有電話插座。 - 有關接駁點的位置及數量，請參考「機電裝置平面圖」及「機電裝置數量說明表」。
(f) 天線	- 裝設有電視及電台接收插座，可接收本地電視/電台節目。 - 有關接駁點的位置及數量，請參考「機電裝置平面圖」及「機電裝置數量說明表」。
(g) 電力裝置	- 提供三相電力並裝有小型斷路器配電箱。 - 導管是部分隱藏及部分外露。* - 有關電插座及冷氣機接駁點的位置及數量，請參考「機電裝置數量說明表」及「機電裝置平面圖」。 *註釋：除部分隱藏於混凝土內之導管外，其他部分的導管均為外露。外露的導管大部分以假天花、假陣、櫃、飾面板、非混凝土牆、管道槽或其他物料覆蓋或掩藏，並不容易看見。
(h) 氣體供應	- 煤氣系統裝妥室內煤氣喉管並接駁煤氣煮食爐及煤氣熱水爐。 - 煤氣錶設於洋房的花園。
(i) 洗衣機接駁點	- 提供洗衣機接駁點(來水位及去水位)。 - 有關接駁點的位置，請參考「機電裝置平面圖」。
(j) 供水	- 冷熱水供水系統採用銅喉管。 - 沖厠水供水系統採用膠喉管。 - 水管是部分隱藏及部分外露。* *註釋：除部分隱藏於混凝土內之水管外，其他部分的水管均為外露。部分外露的水管以假天花、假陣、櫃、飾面板、非混凝土牆、管道槽或其他物料覆蓋或掩藏，並不容易看見。

Fittings, finishes and appliances
裝置、裝修物料及設備

House No. 46
屋號46

4. Miscellaneous	
Item	Description
(a) Lifts	HOUSE - 1 no. of "Schindler" (model no.:3300AP) passenger lift is provided in the house, serving floors from LG/F to 2/F. CLUBHOUSE - 1 no. of "Schindler" (model no.: 300P-MRL) passenger lift is provided at Clubhouse, serving floors from G/F to 2/F.
(b) Letter Box	- Stainless steel letter box is provided at LG/F of the house.
(c) Refuse Collection	- Refuse will be collected by cleaners from the house and centralized at the Refuse Storage at G/F for removal by refuse vehicle.
(d) Water Meter, Electricity Meter and Gas Meter	- Separate water and electricity meters of the house are installed in Water Meter Room and Electrical Meter Room respectively. - Separate town gas meter is provided at garden of the house.
5. Security Facilities	
Description	
- Colour video doorphone is provided in kitchen of the house. - Panic alarm is provided in master bedroom of the house; door magnetic contact is installed at doors to roof and to LG/F. - Break glass sensors are provided at glass doors and window openings to garden at G/F of the house. - CCTV system is provided at main entrance, boundary wall, carpark driveway, carpark and clubhouse of the Phase of the Development. - Smart card access control is provided at the main entrance of the Phase of the Development. - Vehicular control system is provided at main entrance and carpark entrance of the Phase of the Development.	
6. Appliances	
Description	
- As set out in the "Appliances Schedule".	

The vendor undertakes that if lifts or appliances of the specified brand name or model number are not installed in the Phase of the Development, lifts or appliances of comparable quality will be installed.

4. 雜項	
細項	描述
(a) 升降機	洋房 - 洋房設有一部迅達(產品型號：3300AP)客用升降機直達地下低層至2樓。 會所 - 會所設有一部迅達(產品型號：300P-MRL)客用升降機直達地下至2樓。
(b) 信箱	- 洋房地下低層設不銹鋼製信箱。
(c) 垃圾收集	- 洋房的垃圾由清潔工人收集到地下垃圾房，由垃圾車運走。
(d) 水錶、電錶及氣體錶	- 洋房的獨立水錶和獨立電錶分別安裝在水錶房及電錶房內。 - 獨立煤氣錶設於洋房的花園。
5. 保安設施	
描述	
- 洋房於廚房設有彩色視像對講機。 - 洋房求救警鐘裝設在主人套房；門磁感應器裝設在通往天台及地下底層的門。 - 玻璃爆破偵測器裝設在通往地下的花園的玻璃門及窗。 - 發展項目期數的入口、圍牆、車輛通道、停車場及會所均裝設閉路電視。 - 發展項目期數的入口裝設智能卡出入系統。 - 發展項目期數的入口及停車場入口均裝設汽車控制系統。	
6. 設備	
描述	
- 於「設備說明表」列出。	

賣方承諾如發展項目期數中沒有安裝指明的品牌名稱或產品型號的升降機或設備，便會安裝品質相若的升降機或設備。

Fittings, finishes and appliances
裝置、裝修物料及設備

Mechanical & Electrical Provisions Plans 機電裝置平面圖

House - House No. 1 together with Car Park Nos. B99 and B100
洋房 - 屋號1連同B99號及B100號停車位

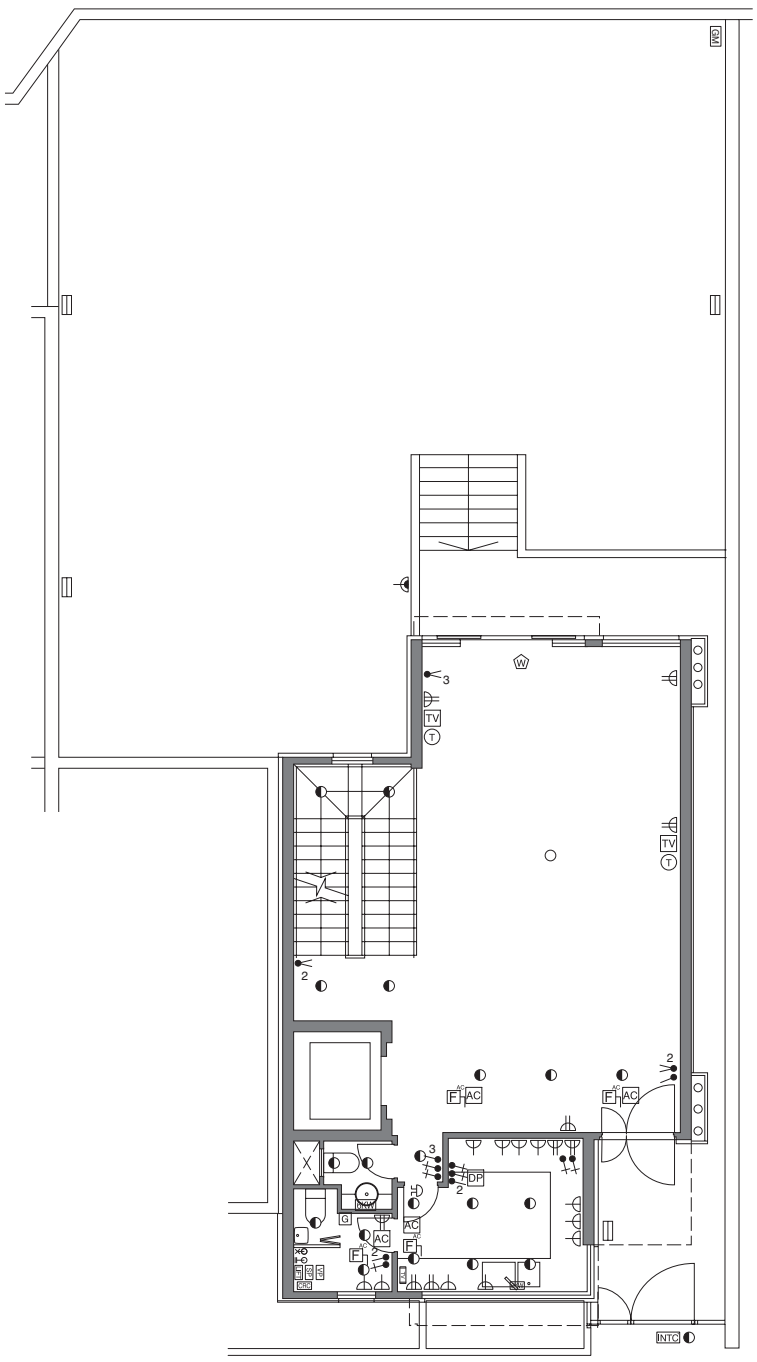

Ground floor
地下

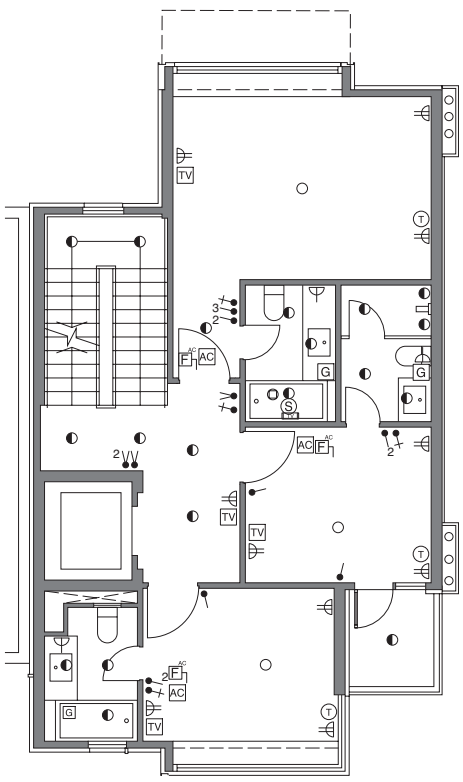

First floor
一樓

Fittings, finishes and appliances
裝置、裝修物料及設備

Mechanical & Electrical Provisions Plans 機電裝置平面圖

House - House No. 1 together with Car Park Nos. B99 and B100
洋房 - 屋號1連同B99號及B100號停車位

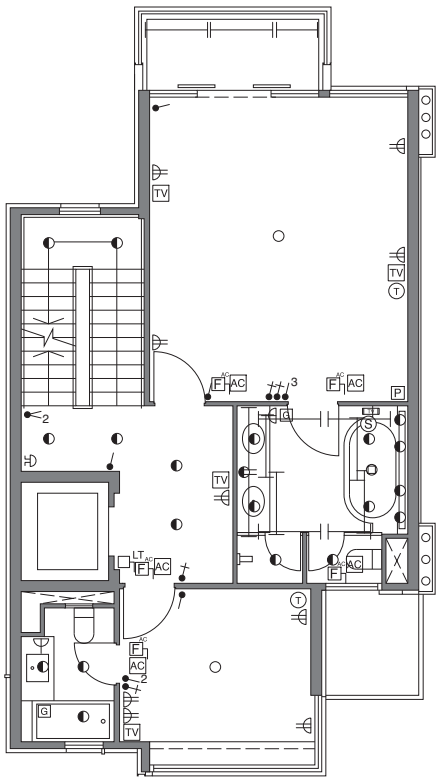

Second floor
二樓

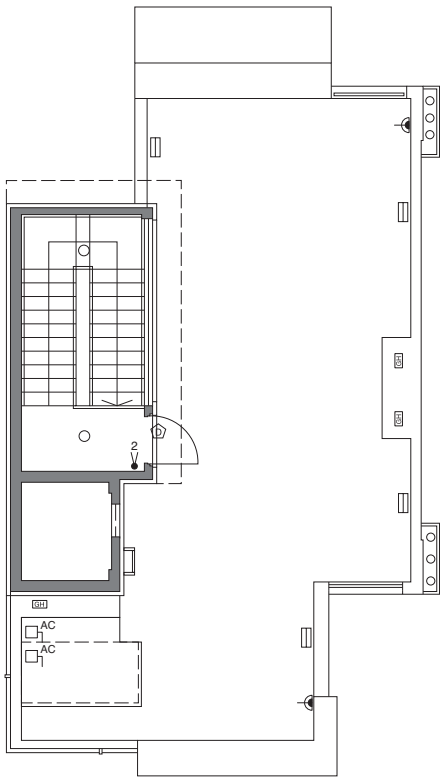

Roof
天台

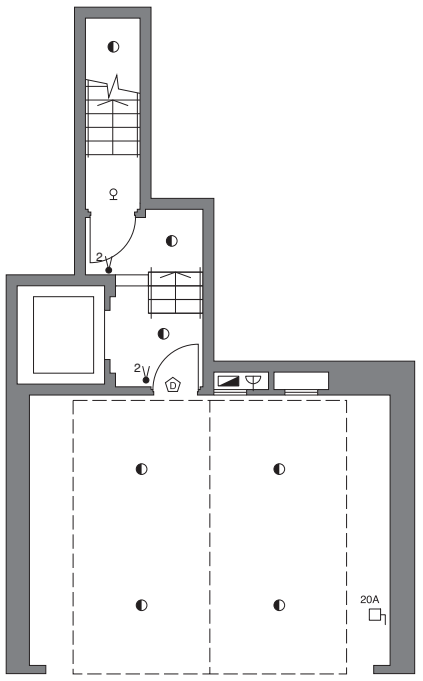

Lower ground floor
地下低層

Legend 圖例

- M.C.B. Board 總電掣箱
- 1-Gang 1-Way Lighting Switch 1位1路燈掣
- 1-Gang 2-Way Lighting Switch 1位2路燈掣
- 1-Way Lighting Switch (n denotes no. of gangs) 1路燈掣(n代表位數)
- 2-Way Lighting Switch (n denotes no. of gangs) 2路燈掣(n代表位數)
- Double Pole Switch 雙極開關掣
- 13A Single Socket Outlet 13A單位電插座
- 13A Twin Socket Outlet 13A雙位電插座
- 13A Weatherproof Single Socket Outlet 13A單位防水電插座
- Recessed Downlight 暗藏式天花燈
- Lamp Holder 燈位
- Heat Lamp 暖燈
- Fluorescent Tube 光管
- Wall Lamp 牆燈
- Recessed Wall Light 暗藏式牆燈
- Weatherproof Spotlight 防水射燈
- 20A Double Pole Isolator 20A雙極開關掣
- Isolator for Lift 升降機開關掣
- Telephone Points 電話插座
- TV/FM Points 電視及電台接收插座
- Television 電視
- Speaker 揚聲器
- Door Bell 門鈴
- Video Doorphone 視像對講機
- Video Doorphone Panel 視像對講機監控箱
- Intercom 對講機
- Door Magnetic Contact 門磁感應器
- Glass Break Sensor 玻璃爆破偵測器
- Panic Alarm 求救警鐘
- Security Panel 保安監控箱
- Lift Panel 升降機監控箱
- Isolator for Air-conditioning Outdoor Unit 冷氣室外機開關掣
- Air-conditioning Indoor Unit 冷氣室內機
- Air-conditioner Point 冷氣機接駁點
- Central Air-conditioner Controller 中央冷氣機控制器
- Washing Machine Connection Point (Water Inlet) 洗衣機接駁點（來水位）
- Washing Machine Connection Point (Water Outlet) 洗衣機接駁點（去水位）
- 6kW Electrical Water Heater 6千瓦電熱水爐
- Town Gas Meter 煤氣錶
- Town Gas Water Heater 煤氣熱水爐
- Town Gas Water Heater Remote Controller 煤氣熱水爐遙遠控制

Fittings, finishes and appliances
裝置、裝修物料及設備

Mechanical & Electrical Provisions Plans 機電裝置平面圖

House - House No. 2 together with Car Park Nos. B97 and B98
洋房 - 屋號2連同B97和B98號停車位

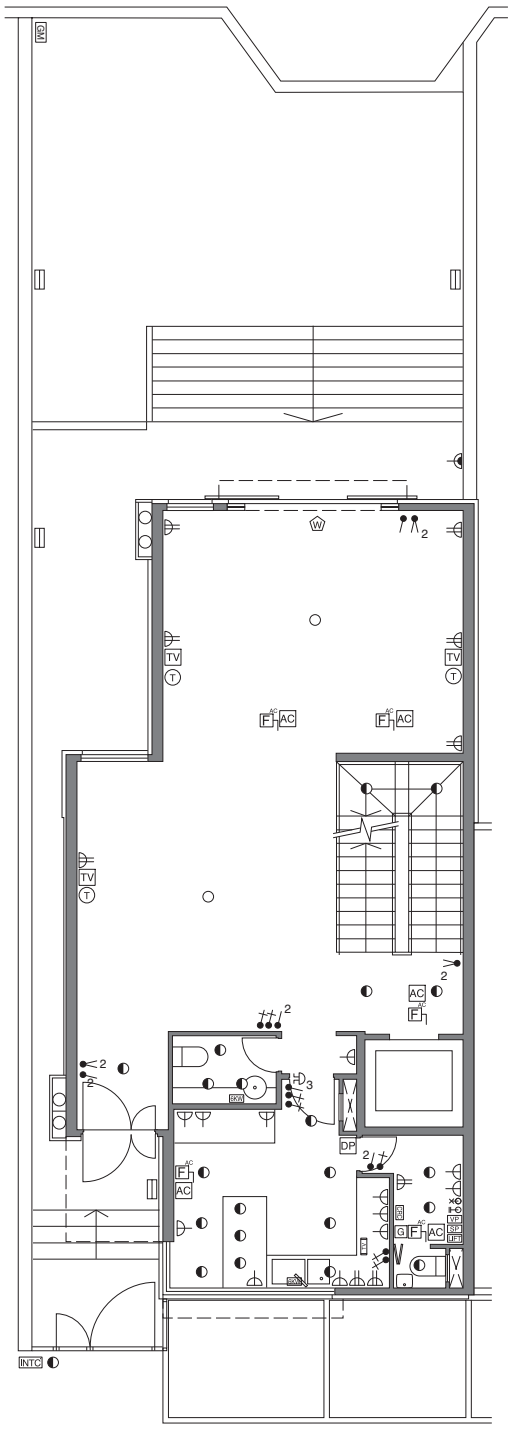

Ground floor
地下

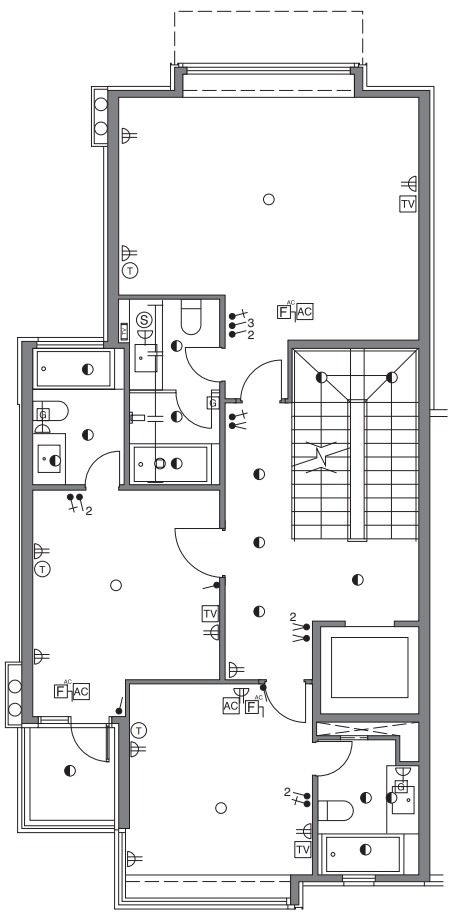

First floor
一樓

Fittings, finishes and appliances
裝置、裝修物料及設備

Mechanical & Electrical Provisions Plans 機電裝置平面圖

House - House No. 2 together with Car Park Nos. B97 and B98
洋房 - 屋號2連同B97和B98號停車位

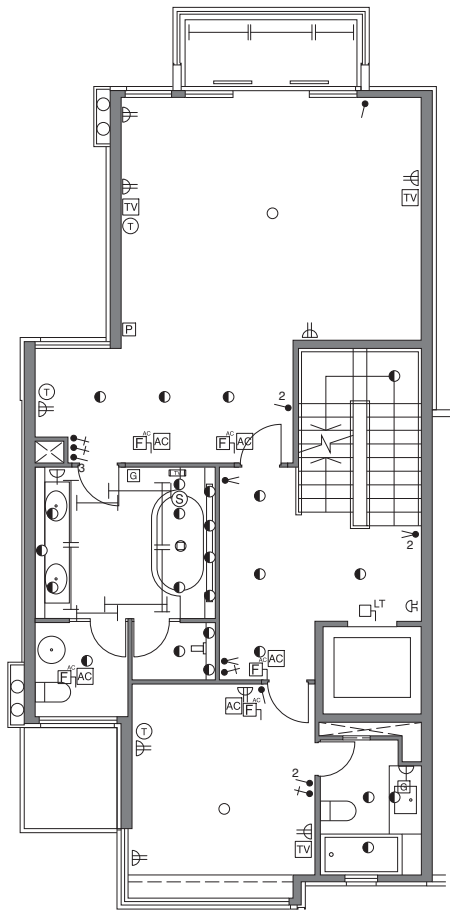

Second floor
二樓

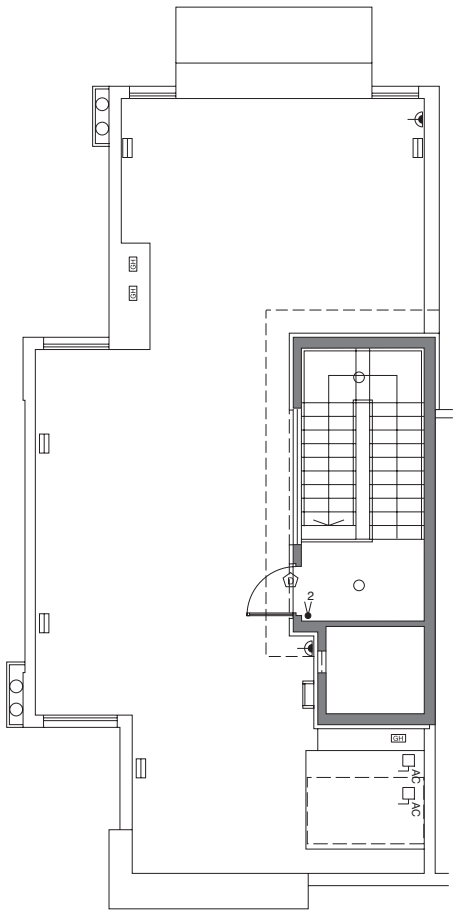

Roof
天台

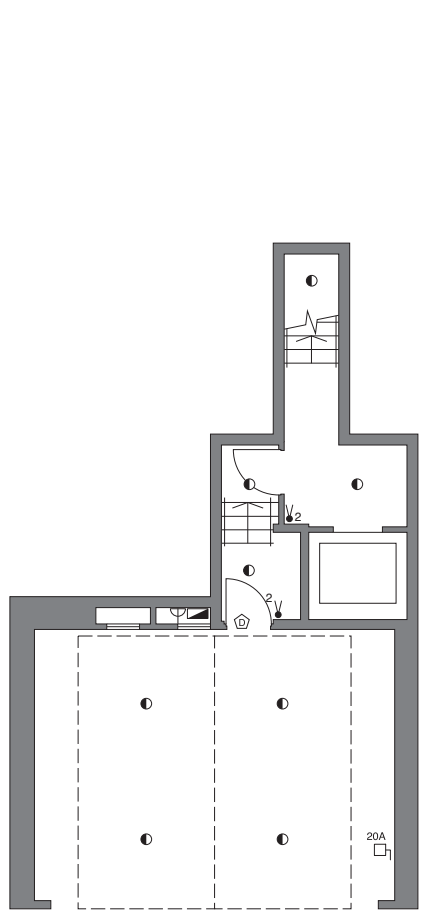

Lower ground floor
地下低層

Legend 圖例

- M.C.B. Board 總電掣箱
- 1-Gang 1-Way Lighting Switch 1位1路燈掣
- 1-Gang 2-Way Lighting Switch 1位2路燈掣
- 1-Way Lighting Switch (n denotes no. of gangs) 1路燈掣(n代表位數)
- 2-Way Lighting Switch (n denotes no. of gangs) 2路燈掣(n代表位數)
- Double Pole Switch 雙極開關掣
- 13A Single Socket Outlet 13A單位電插座
- 13A Twin Socket Outlet 13A雙位電插座
- 13A Weatherproof Single Socket Outlet 13A單位防水電插座
- Recessed Downlight 暗藏式天花燈
- Lamp Holder 燈位
- Heat Lamp 暖燈
- Fluorescent Tube 光管
- Wall Lamp 牆燈
- Recessed Wall Light 暗藏式牆燈
- Weatherproof Spotlight 防水射燈
- 20A Double Pole Isolator 20A雙極開關掣
- Isolator for Lift 升降機開關掣
- Telephone Points 電話插座
- TV/FM Points 電視及電台接收插座
- Television 電視
- Speaker 揚聲器
- Door Bell 門鈴
- Video Doorphone 視像對講機
- Video Doorphone Panel 視像對講機監控箱
- Intercom 對講機
- Door Magnetic Contact 門磁感應器
- Glass Break Sensor 玻璃爆破偵測器
- Panic Alarm 求救警鐘
- Security Panel 保安監控箱
- Lift Panel 升降機監控箱
- Isolator for Air-conditioning Outdoor Unit 冷氣室外機開關掣
- Air-conditioning Indoor Unit 冷氣室內機
- Air-conditioner Point 冷氣機接駁點
- Central Air-conditioner Controller 中央冷氣機控制器
- Washing Machine Connection Point (Water Inlet) 洗衣機接駁點（來水位）
- Washing Machine Connection Point (Water Outlet) 洗衣機接駁點（去水位）
- 6kW Electrical Water Heater 6千瓦電熱水爐
- Town Gas Meter 煤氣錶
- Town Gas Water Heater 煤氣熱水爐
- Town Gas Water Heater Remote Controller 煤氣熱水爐遙遠控制

Fittings, finishes and appliances
裝置、裝修物料及設備

Mechanical & Electrical Provisions Plans 機電裝置平面圖

House - House No. 3 together with Car Park Nos. B95 and B96
洋房 - 屋號3連同B95和B96號停車位

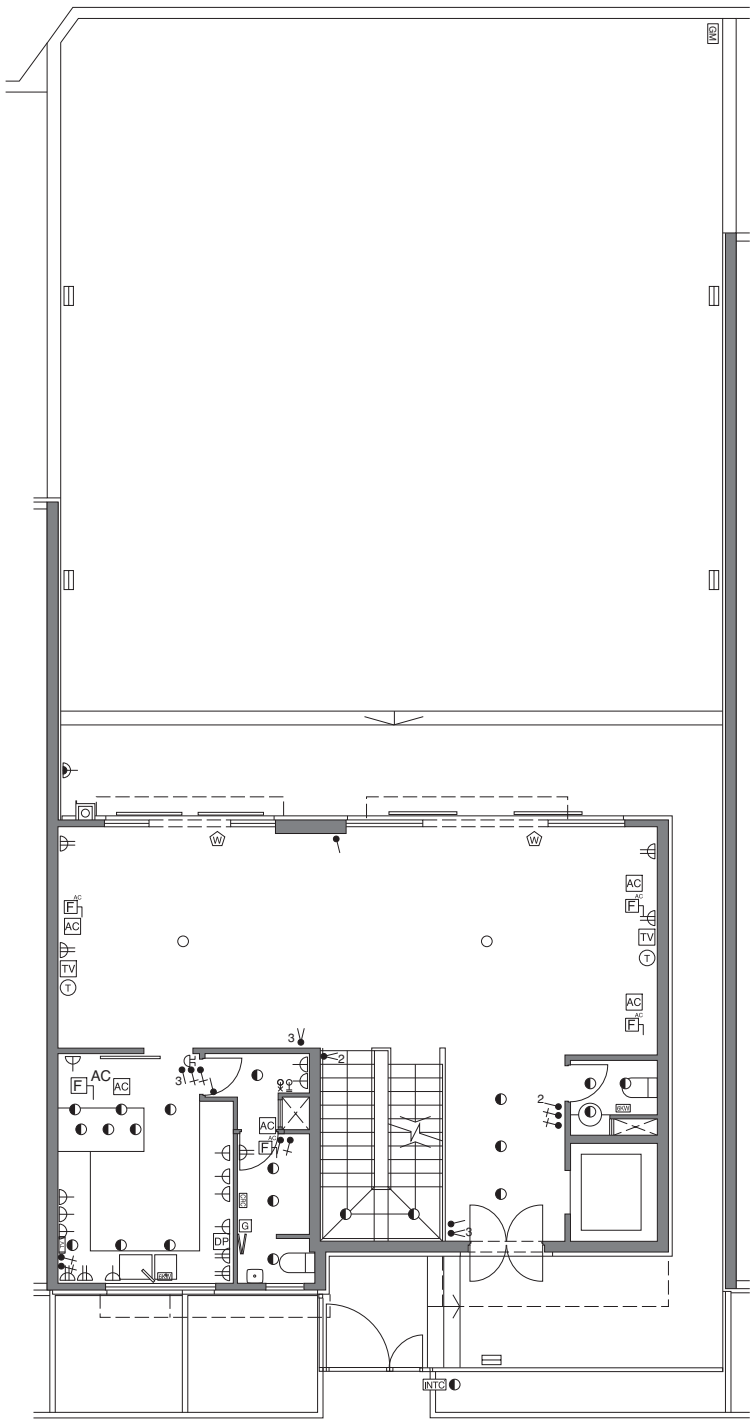

Ground floor
地下

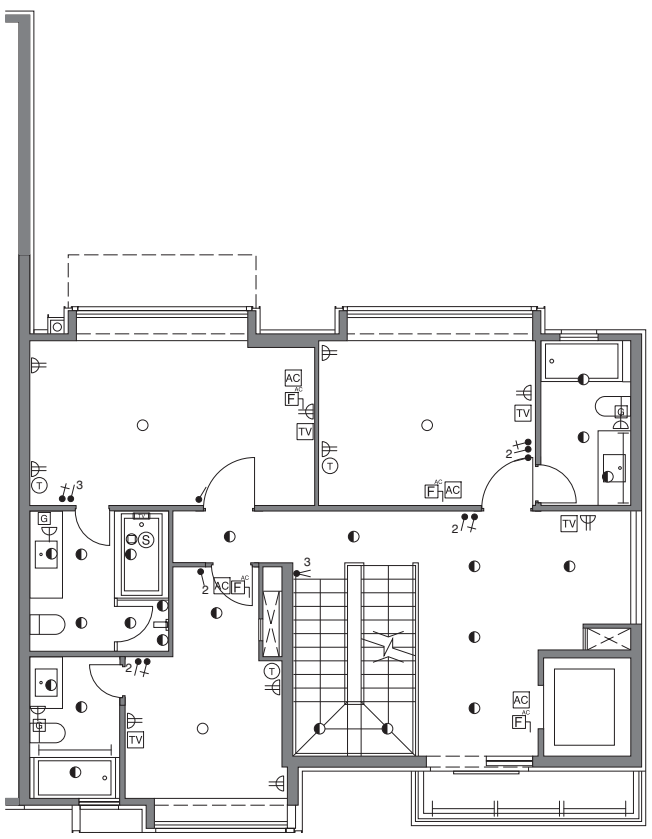

First floor
一樓

Fittings, finishes and appliances
裝置、裝修物料及設備

Mechanical & Electrical Provisions Plans 機電裝置平面圖

House - House No. 3 together with Car Park Nos. B95 and B96
洋房 - 屋號3連同B95和B96號停車位

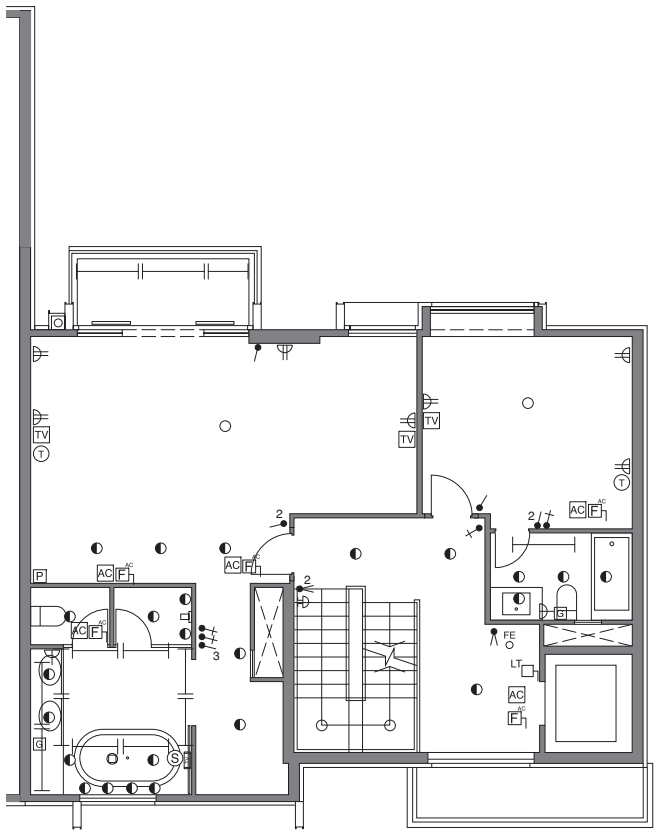

Second floor
二樓

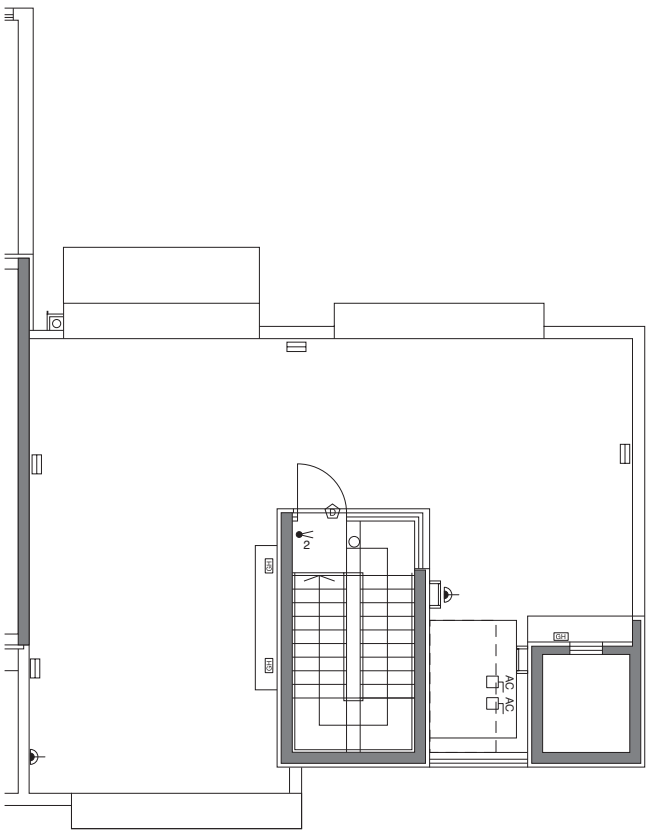

Roof
天台

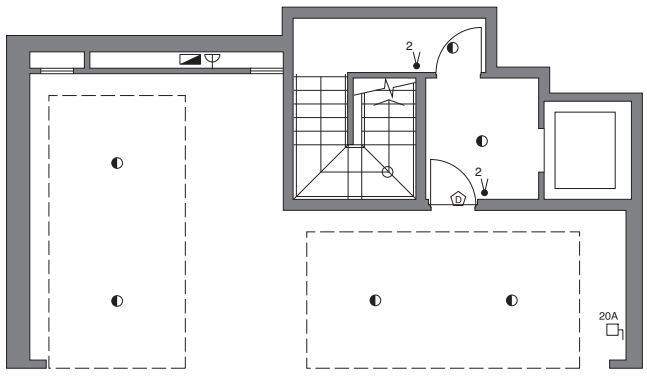

Lower ground floor
地下低層

Legend 圖例

- M.C.B. Board 總電掣箱
- 1-Gang 1-Way Lighting Switch 1位1路燈掣
- 1-Gang 2-Way Lighting Switch 1位2路燈掣
- 1-Way Lighting Switch (n denotes no. of gangs) 1路燈掣(n代表位數)
- 2-Way Lighting Switch (n denotes no. of gangs) 2路燈掣(n代表位數)
- Double Pole Switch 雙極開關掣
- 13A Single Socket Outlet 13A單位電插座
- 13A Twin Socket Outlet 13A雙位電插座
- 13A Weatherproof Single Socket Outlet 13A單位防水電插座
- Recessed Downlight 暗藏式天花燈
- Lamp Holder 燈位
- Heat Lamp 暖燈
- Fluorescent Tube 光管
- Wall Lamp 牆燈
- Recessed Wall Light 暗藏式牆燈
- Weatherproof Spotlight 防水射燈
- 20A Double Pole Isolator 20A雙極開關掣
- Isolator for Lift 升降機開關掣
- Telephone Points 電話插座
- TV/FM Points 電視及電台接收插座
- Television 電視
- Speaker 揚聲器
- Door Bell 門鈴
- Video Doorphone 視像對講機
- Video Doorphone Panel 視像對講機監控箱
- Intercom 對講機
- Door Magnetic Contact 門磁感應器
- Glass Break Sensor 玻璃爆破偵測器
- Panic Alarm 求救警鐘
- Security Panel 保安監控箱
- Lift Panel 升降機監控箱
- Isolator for Air-conditioning Outdoor Unit 冷氣室外機開關掣
- Air-conditioning Indoor Unit 冷氣室內機
- Air-conditioner Point 冷氣機接駁點
- Central Air-conditioner Controller 中央冷氣機控制器
- Washing Machine Connection Point (Water Inlet) 洗衣機接駁點（來水位）
- Washing Machine Connection Point (Water Outlet) 洗衣機接駁點（去水位）
- 6kW Electrical Water Heater 6千瓦電熱水爐
- Town Gas Meter 煤氣錶
- Town Gas Water Heater 煤氣熱水爐
- Town Gas Water Heater Remote Controller 煤氣熱水爐遙遠控制

Fittings, finishes and appliances
裝置、裝修物料及設備

Mechanical & Electrical Provisions Plans 機電裝置平面圖

House - House No. 5 together with Car Park Nos. B92 and B93
洋房 - 屋號5連同B92和B93號停車位

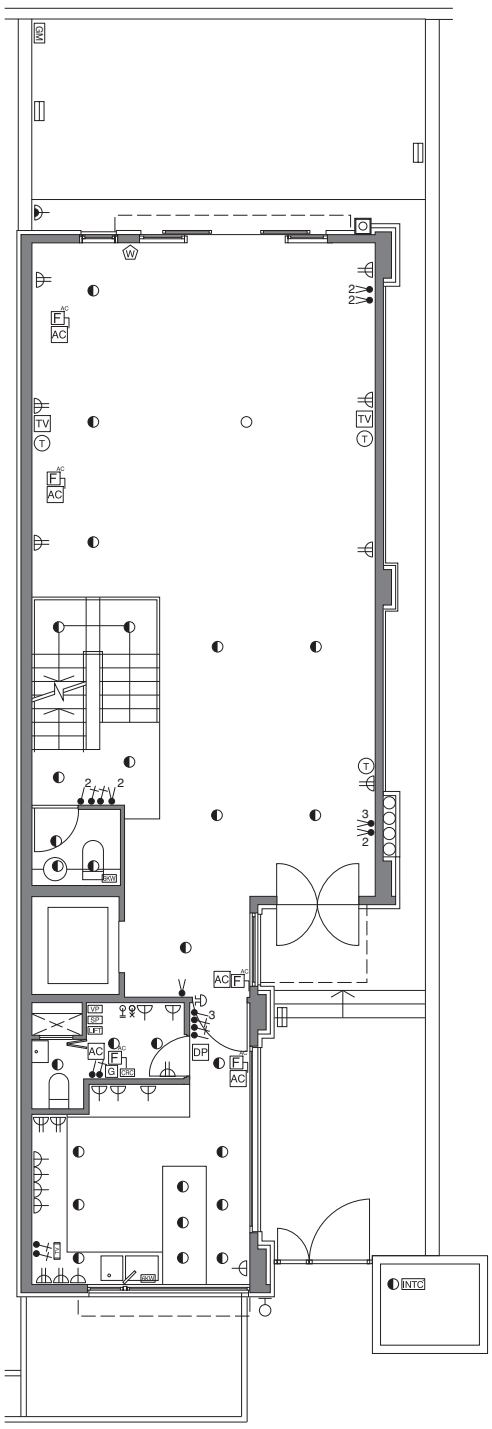

Ground floor
地下

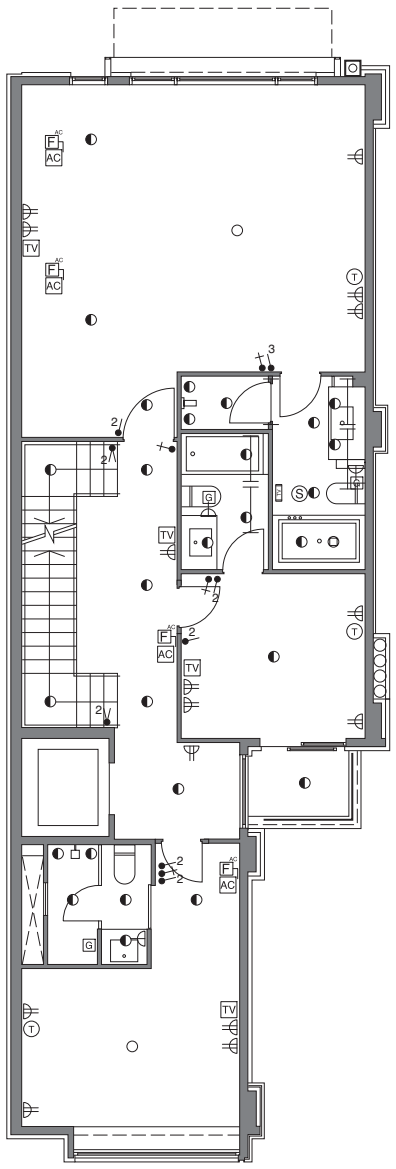

First floor
一樓

Fittings, finishes and appliances
裝置、裝修物料及設備

Mechanical & Electrical Provisions Plans 機電裝置平面圖

House - House No. 5 together with Car Park Nos. B92 and B93
洋房 - 屋號5連同B92和B93號停車位

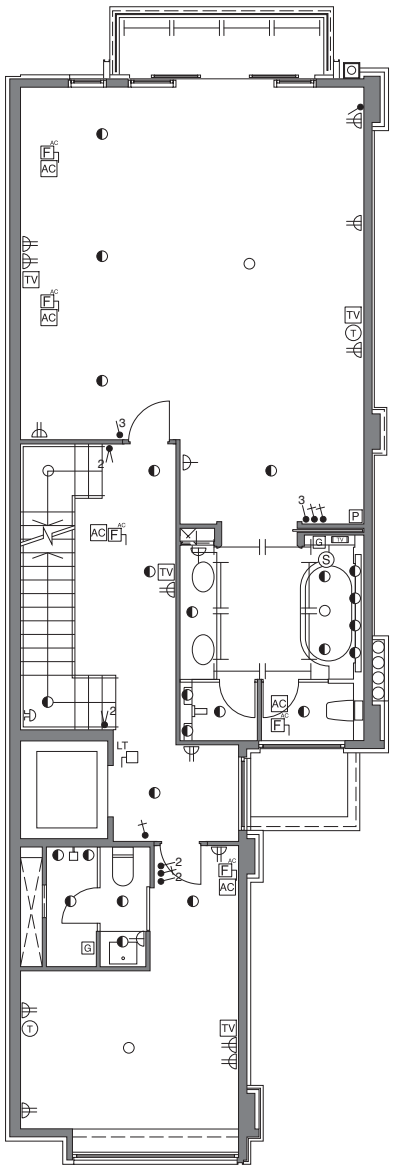

Second floor
二樓

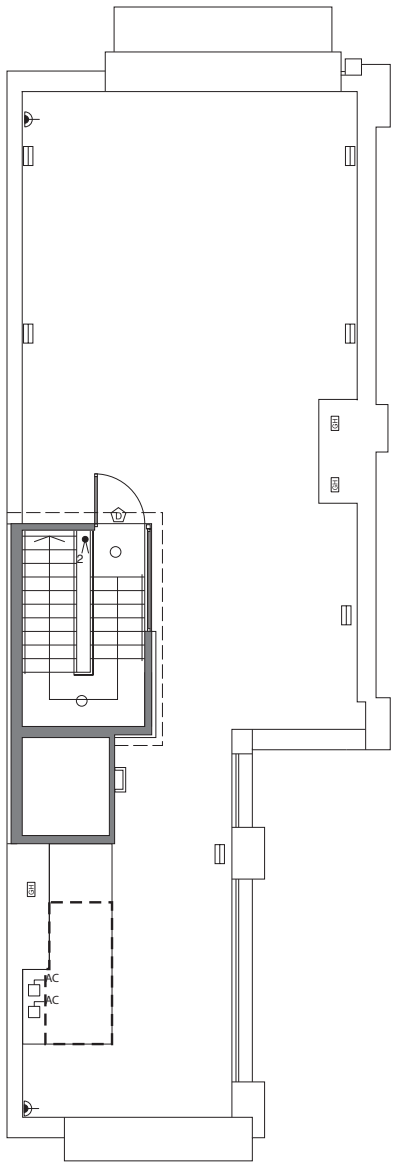

Roof
天台



Lower ground floor
地下低層

Legend 圖例

- M.C.B. Board 總電掣箱
- 1-Gang 1-Way Lighting Switch 1位1路燈掣
- 1-Gang 2-Way Lighting Switch 1位2路燈掣
- 1-Way Lighting Switch (n denotes no. of gangs) 1路燈掣(n代表位數)
- 2-Way Lighting Switch (n denotes no. of gangs) 2路燈掣(n代表位數)
- Double Pole Switch 雙極開關掣
- 13A Single Socket Outlet 13A單位電插座
- 13A Twin Socket Outlet 13A雙位電插座
- 13A Weatherproof Single Socket Outlet 13A單位防水電插座
- Recessed Downlight 暗藏式天花燈
- Lamp Holder 燈位
- Heat Lamp 暖燈
- Fluorescent Tube 光管
- Wall Lamp 牆燈
- Recessed Wall Light 暗藏式牆燈
- Weatherproof Spotlight 防水射燈
- 20A Double Pole Isolator 20A雙極開關掣
- Isolator for Lift 升降機開關掣
- Telephone Points 電話插座
- TV/FM Points 電視及電台接收插座
- Television 電視
- Speaker 揚聲器
- Door Bell 門鈴
- Video Doorphone 視像對講機
- Video Doorphone Panel 視像對講機監控箱
- Intercom 對講機
- Door Magnetic Contact 門磁感應器
- Glass Break Sensor 玻璃爆破偵測器
- Panic Alarm 求救警鐘
- Security Panel 保安監控箱
- Lift Panel 升降機監控箱
- Isolator for Air-conditioning Outdoor Unit 冷氣室外機開關掣
- Air-conditioning Indoor Unit 冷氣室內機
- Air-conditioner Point 冷氣機接駁點
- Central Air-conditioner Controller 中央冷氣機控制器
- Washing Machine Connection Point (Water Inlet) 洗衣機接駁點（來水位）
- Washing Machine Connection Point (Water Outlet) 洗衣機接駁點（去水位）
- 6kW Electrical Water Heater 6千瓦電熱水爐
- Town Gas Meter 煤氣錶
- Town Gas Water Heater 煤氣熱水爐
- Town Gas Water Heater Remote Controller 煤氣熱水爐遙遠控制

Fittings, finishes and appliances
裝置、裝修物料及設備

Mechanical & Electrical Provisions Plans 機電裝置平面圖

House - House No. 6 together with Car Park Nos. B90 and B91
洋房 - 屋號6連同B90和B91號停車位

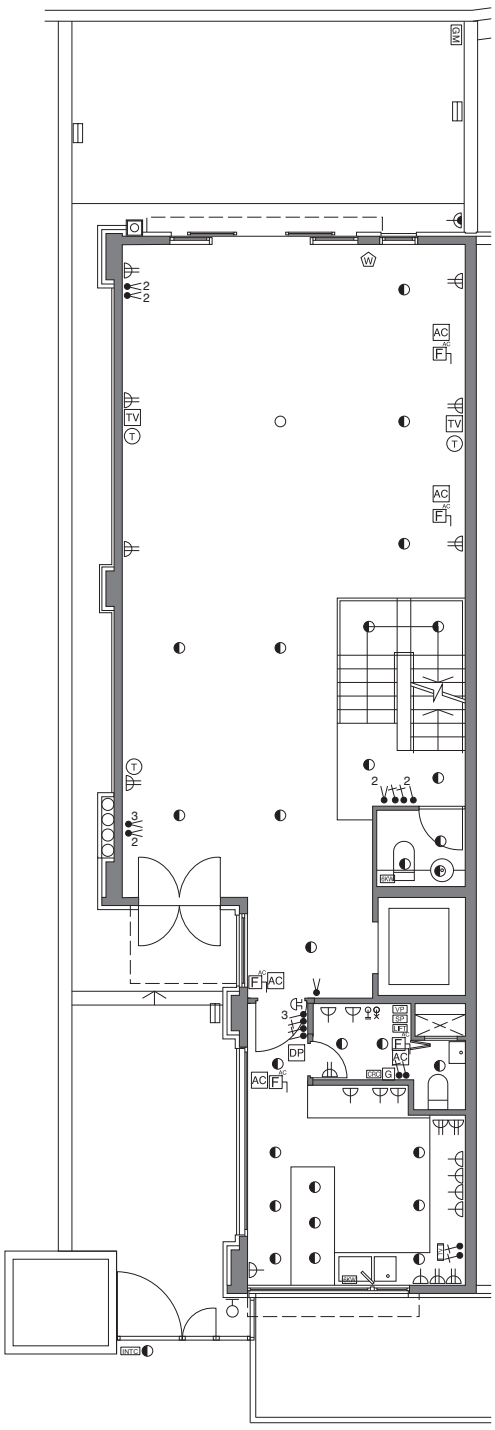

Ground floor
地下

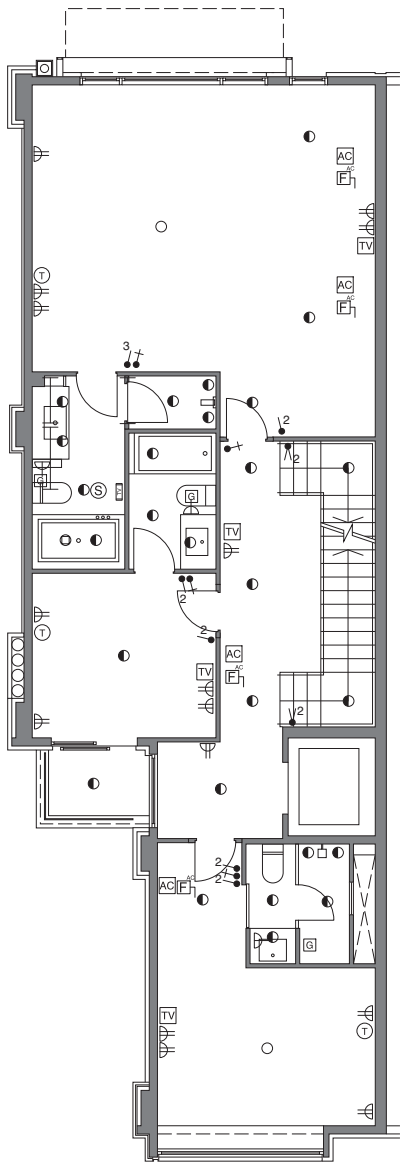

First floor
一樓

Fittings, finishes and appliances
裝置、裝修物料及設備

Mechanical & Electrical Provisions Plans 機電裝置平面圖

House - House No. 6 together with Car Park Nos. B90 and B91
洋房 - 屋號6連同B90和B91號停車位

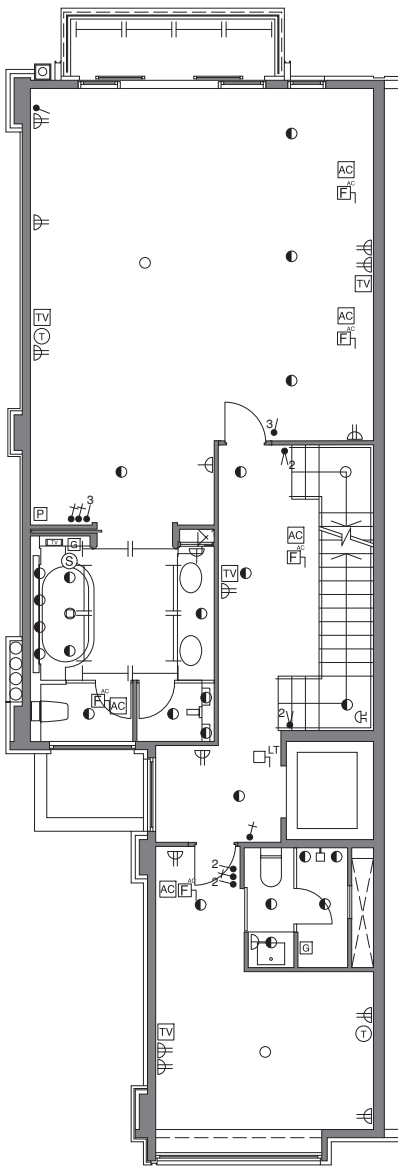

Second floor
二樓

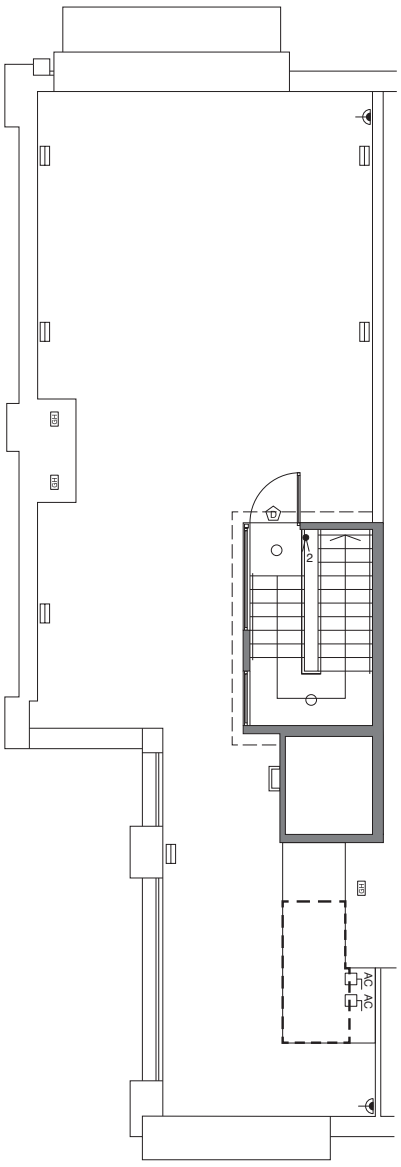

Roof
天台

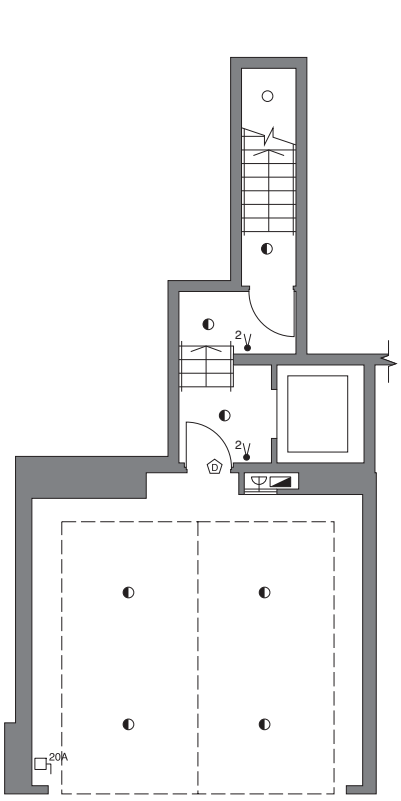

Lower ground floor
地下低層

Legend 圖例

- M.C.B. Board 總電掣箱
- 1-Gang 1-Way Lighting Switch 1位1路燈掣
- 1-Gang 2-Way Lighting Switch 1位2路燈掣
- 1-Way Lighting Switch (n denotes no. of gangs) 1路燈掣(n代表位數)
- 2-Way Lighting Switch (n denotes no. of gangs) 2路燈掣(n代表位數)
- Double Pole Switch 雙極開關掣
- 13A Single Socket Outlet 13A單位電插座
- 13A Twin Socket Outlet 13A雙位電插座
- 13A Weatherproof Single Socket Outlet 13A單位防水電插座
- Recessed Downlight 暗藏式天花燈
- Lamp Holder 燈位
- Heat Lamp 暖燈
- Fluorescent Tube 光管
- Wall Lamp 牆燈
- Recessed Wall Light 暗藏式牆燈
- Weatherproof Spotlight 防水射燈
- 20A Double Pole Isolator 20A雙極開關掣
- Isolator for Lift 升降機開關掣
- Telephone Points 電話插座
- TV/FM Points 電視及電台接收插座
- Television 電視
- Speaker 揚聲器
- Door Bell 門鈴
- Video Doorphone 視像對講機
- Video Doorphone Panel 視像對講機監控箱
- Intercom 對講機
- Door Magnetic Contact 門磁感應器
- Glass Break Sensor 玻璃爆破偵測器
- Panic Alarm 求救警鐘
- Security Panel 保安監控箱
- Lift Panel 升降機監控箱
- Isolator for Air-conditioning Outdoor Unit 冷氣室外機開關掣
- Air-conditioning Indoor Unit 冷氣室內機
- Air-conditioner Point 冷氣機接駁點
- Central Air-conditioner Controller 中央冷氣機控制器
- Washing Machine Connection Point (Water Inlet) 洗衣機接駁點（來水位）
- Washing Machine Connection Point (Water Outlet) 洗衣機接駁點（去水位）
- 6kW Electrical Water Heater 6千瓦電熱水爐
- Town Gas Meter 煤氣錶
- Town Gas Water Heater 煤氣熱水爐
- Town Gas Water Heater Remote Controller 煤氣熱水爐遙遠控制

Fittings, finishes and appliances
裝置、裝修物料及設備

Mechanical & Electrical Provisions Plans 機電裝置平面圖

House - House No. 7 together with Car Park Nos. B88 and B89
洋房 - 屋號7連同B88和B89號停車位

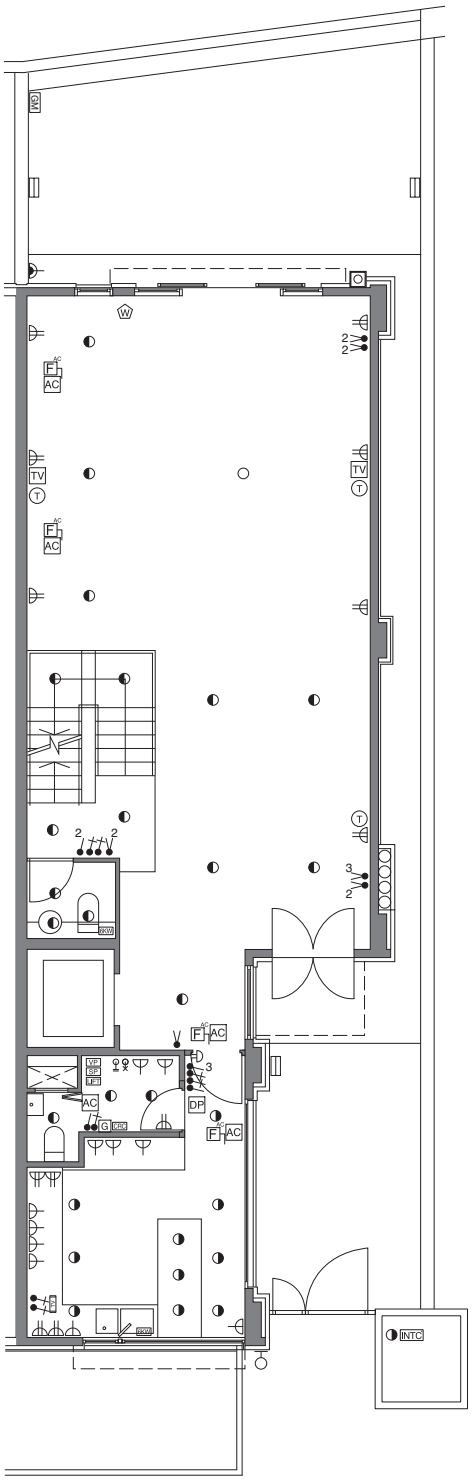

Ground floor
地下

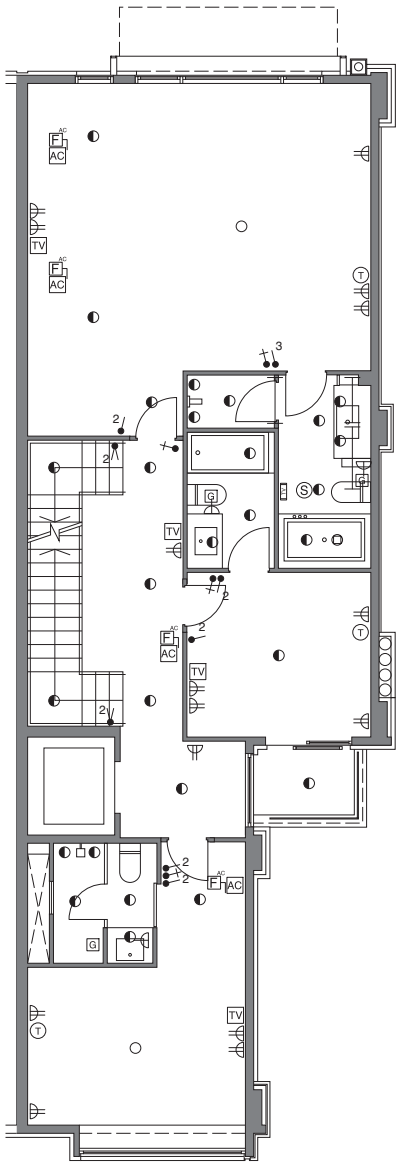

First floor
一樓

Fittings, finishes and appliances
裝置、裝修物料及設備

Mechanical & Electrical Provisions Plans 機電裝置平面圖

House - House No. 7 together with Car Park Nos. B88 and B89
洋房 - 屋號7連同B88和B89號停車位

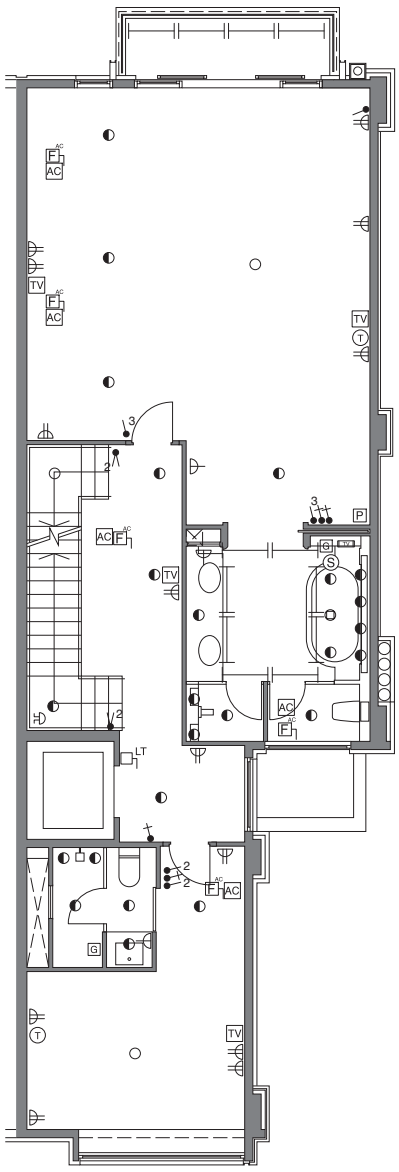

Second floor
二樓

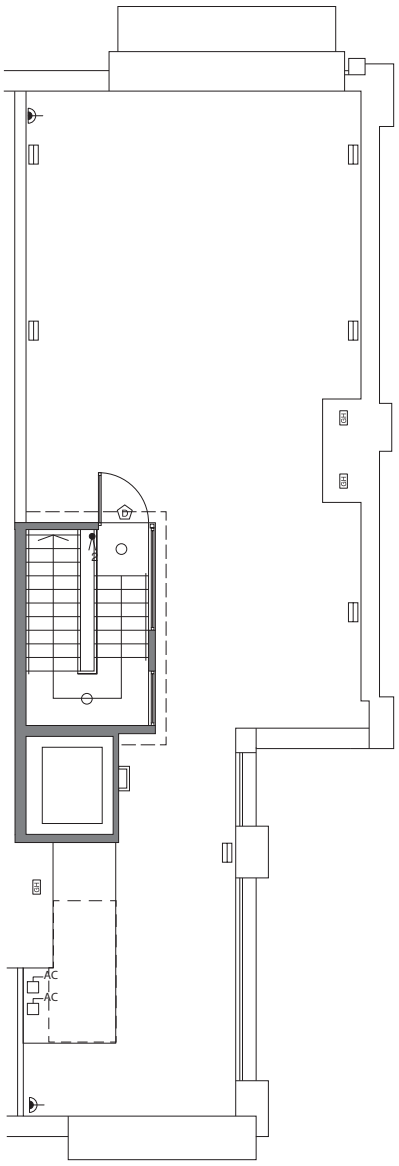

Roof
天台

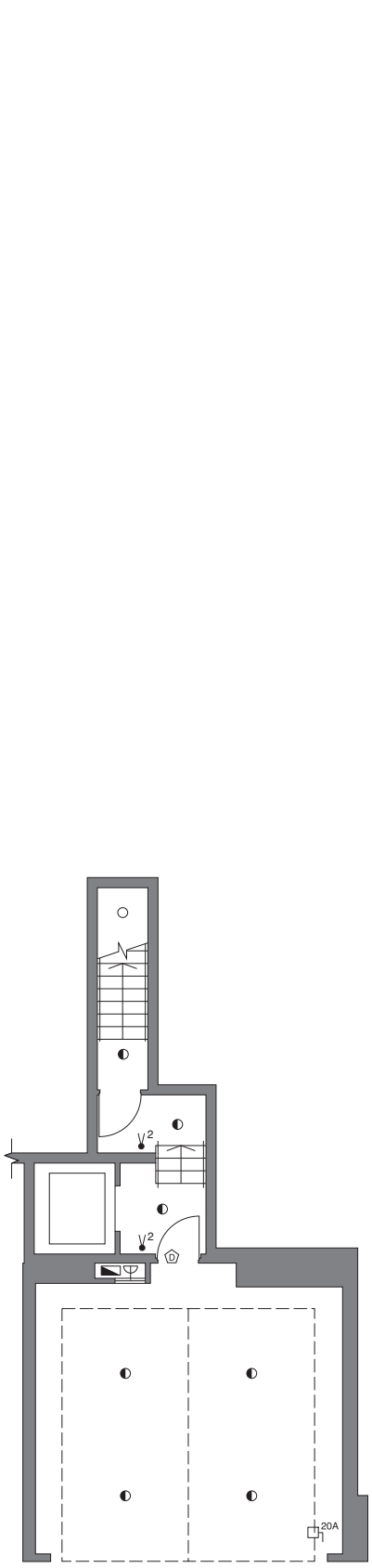

Lower ground floor
地下低層

Legend 圖例

- M.C.B. Board 總電掣箱
- 1-Gang 1-Way Lighting Switch 1位1路燈掣
- 1-Gang 2-Way Lighting Switch 1位2路燈掣
- 1-Way Lighting Switch (n denotes no. of gangs) 1路燈掣(n代表位數)
- 2-Way Lighting Switch (n denotes no. of gangs) 2路燈掣(n代表位數)
- Double Pole Switch 雙極開關掣
- 13A Single Socket Outlet 13A單位電插座
- 13A Twin Socket Outlet 13A雙位電插座
- 13A Weatherproof Single Socket Outlet 13A單位防水電插座
- Recessed Downlight 暗藏式天花燈
- Lamp Holder 燈位
- Heat Lamp 暖燈
- Fluorescent Tube 光管
- Wall Lamp 牆燈
- Recessed Wall Light 暗藏式牆燈
- Weatherproof Spotlight 防水射燈
- 20A Double Pole Isolator 20A雙極開關掣
- Isolator for Lift 升降機開關掣
- Telephone Points 電話插座
- TV/FM Points 電視及電台接收插座
- Television 電視
- Speaker 揚聲器
- Door Bell 門鈴
- Video Doorphone 視像對講機
- Video Doorphone Panel 視像對講機監控箱
- Intercom 對講機
- Door Magnetic Contact 門磁感應器
- Glass Break Sensor 玻璃爆破偵測器
- Panic Alarm 求救警鐘
- Security Panel 保安監控箱
- Lift Panel 升降機監控箱
- Isolator for Air-conditioning Outdoor Unit 冷氣室外機開關掣
- Air-conditioning Indoor Unit 冷氣室內機
- Air-conditioner Point 冷氣機接駁點
- Central Air-conditioner Controller 中央冷氣機控制器
- Washing Machine Connection Point (Water Inlet) 洗衣機接駁點（來水位）
- Washing Machine Connection Point (Water Outlet) 洗衣機接駁點（去水位）
- 6kW Electrical Water Heater 6千瓦電熱水爐
- Town Gas Meter 煤氣錶
- Town Gas Water Heater 煤氣熱水爐
- Town Gas Water Heater Remote Controller 煤氣熱水爐遙遠控制

Fittings, finishes and appliances
裝置、裝修物料及設備

Mechanical & Electrical Provisions Plans 機電裝置平面圖

House - House No. 8 together with Car Park Nos. B86 and B87
洋房 - 屋號8連同B86和B87號停車位

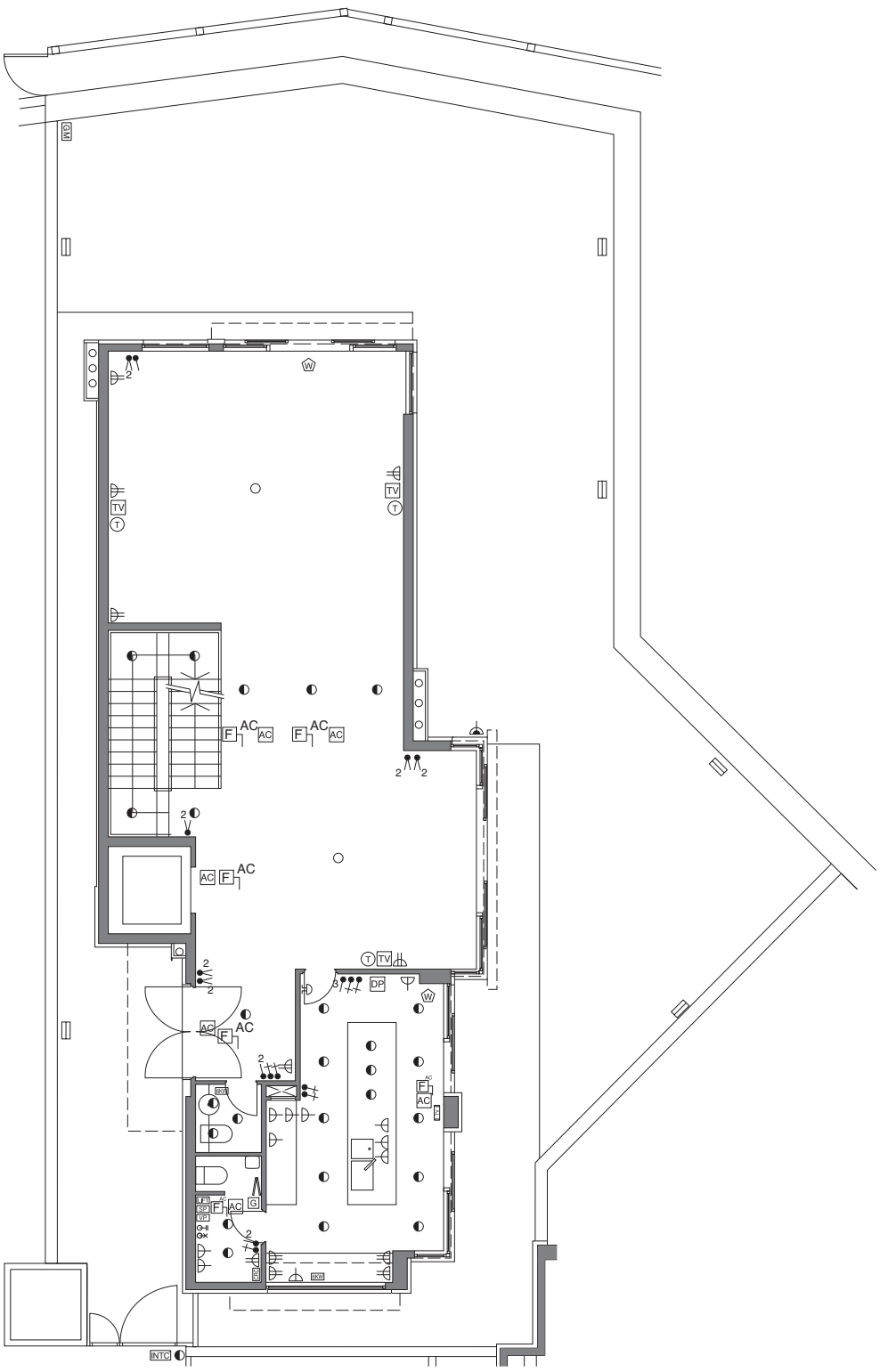

Ground floor
地下

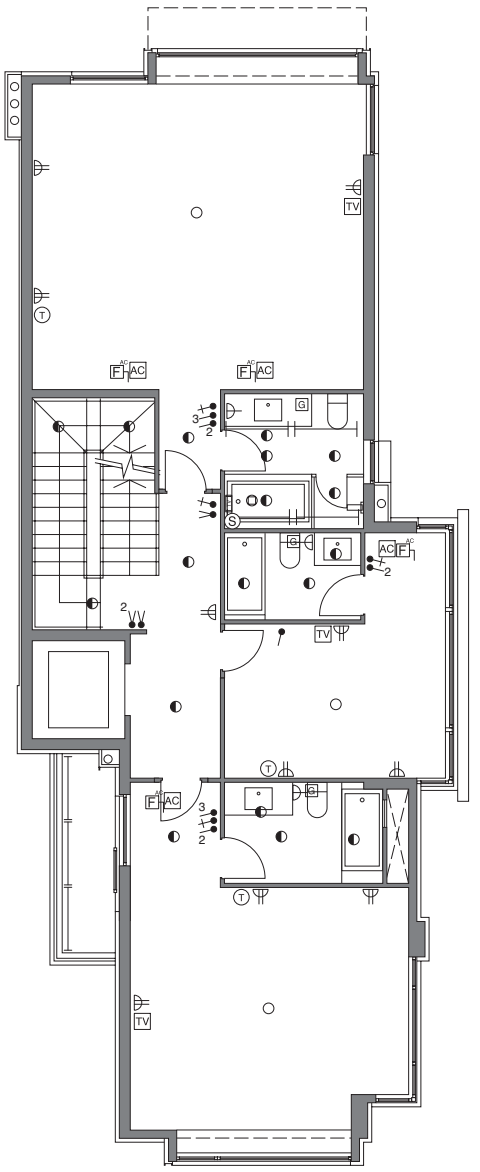

First floor
一樓

Fittings, finishes and appliances
裝置、裝修物料及設備

Mechanical & Electrical Provisions Plans 機電裝置平面圖

House - House No. 8 together with Car Park Nos. B86 and B87
洋房 - 屋號8連同B86和B87號停車位

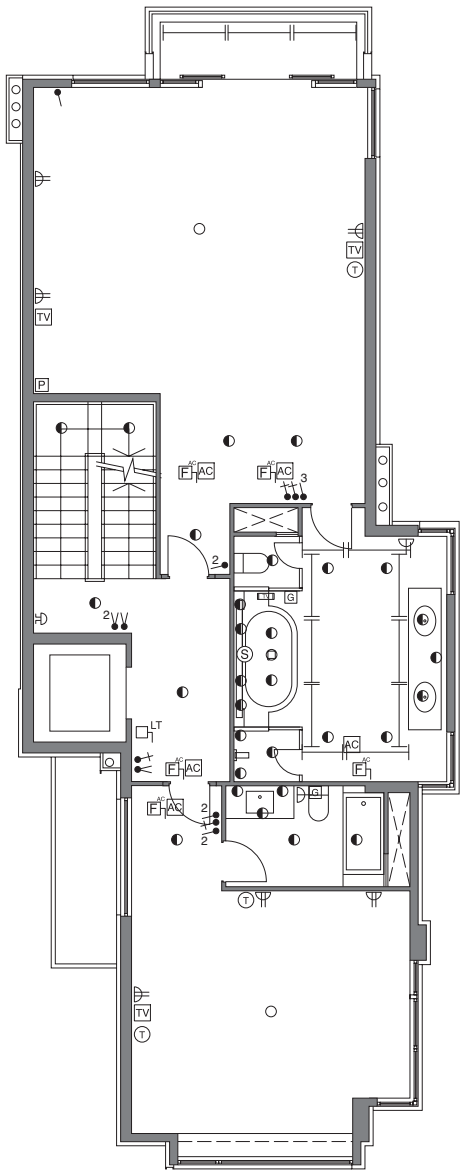

Second floor
二樓

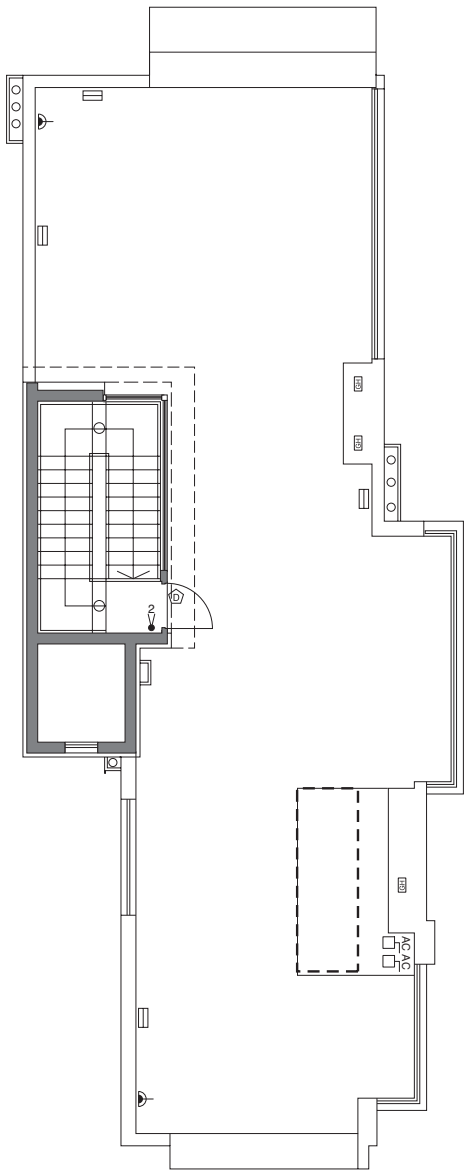

Roof
天台

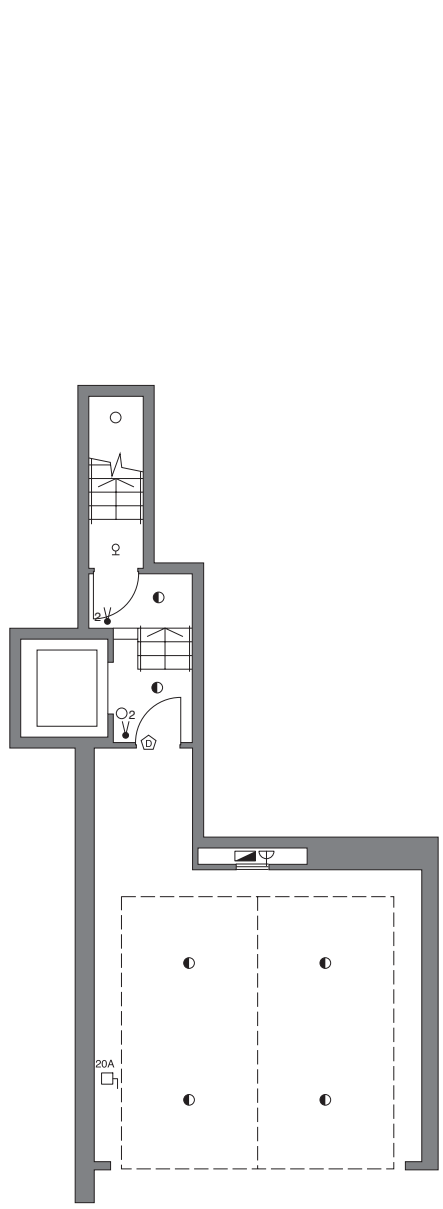

Lower ground floor
地下低層

Legend 圖例

- M.C.B. Board 總電掣箱
- 1-Gang 1-Way Lighting Switch 1位1路燈掣
- 1-Gang 2-Way Lighting Switch 1位2路燈掣
- 1-Way Lighting Switch (n denotes no. of gangs) 1路燈掣(n代表位數)
- 2-Way Lighting Switch (n denotes no. of gangs) 2路燈掣(n代表位數)
- Double Pole Switch 雙極開關掣
- 13A Single Socket Outlet 13A單位電插座
- 13A Twin Socket Outlet 13A雙位電插座
- 13A Weatherproof Single Socket Outlet 13A單位防水電插座
- Recessed Downlight 暗藏式天花燈
- Lamp Holder 燈位
- Heat Lamp 暖燈
- Fluorescent Tube 光管
- Wall Lamp 牆燈
- Recessed Wall Light 暗藏式牆燈
- Weatherproof Spotlight 防水射燈
- 20A Double Pole Isolator 20A雙極開關掣
- Isolator for Lift 升降機開關掣
- Telephone Points 電話插座
- TV/FM Points 電視及電台接收插座
- Television 電視
- Speaker 揚聲器
- Door Bell 門鈴
- Video Doorphone 視像對講機
- Video Doorphone Panel 視像對講機監控箱
- Intercom 對講機
- Door Magnetic Contact 門磁感應器
- Glass Break Sensor 玻璃爆破偵測器
- Panic Alarm 求救警鐘
- Security Panel 保安監控箱
- Lift Panel 升降機監控箱
- Isolator for Air-conditioning Outdoor Unit 冷氣室外機開關掣
- Air-conditioning Indoor Unit 冷氣室內機
- Air-conditioner Point 冷氣機接駁點
- Central Air-conditioner Controller 中央冷氣機控制器
- Washing Machine Connection Point (Water Inlet) 洗衣機接駁點（來水位）
- Washing Machine Connection Point (Water Outlet) 洗衣機接駁點（去水位）
- 6kW Electrical Water Heater 6千瓦電熱水爐
- Town Gas Meter 煤氣錶
- Town Gas Water Heater 煤氣熱水爐
- Town Gas Water Heater Remote Controller 煤氣熱水爐遙遠控制

Fittings, finishes and appliances
裝置、裝修物料及設備

Mechanical & Electrical Provisions Plans 機電裝置平面圖

House - House No. 9 together with Car Park Nos. B83 and B85
洋房 - 屋號9連同B83和B85號停車位

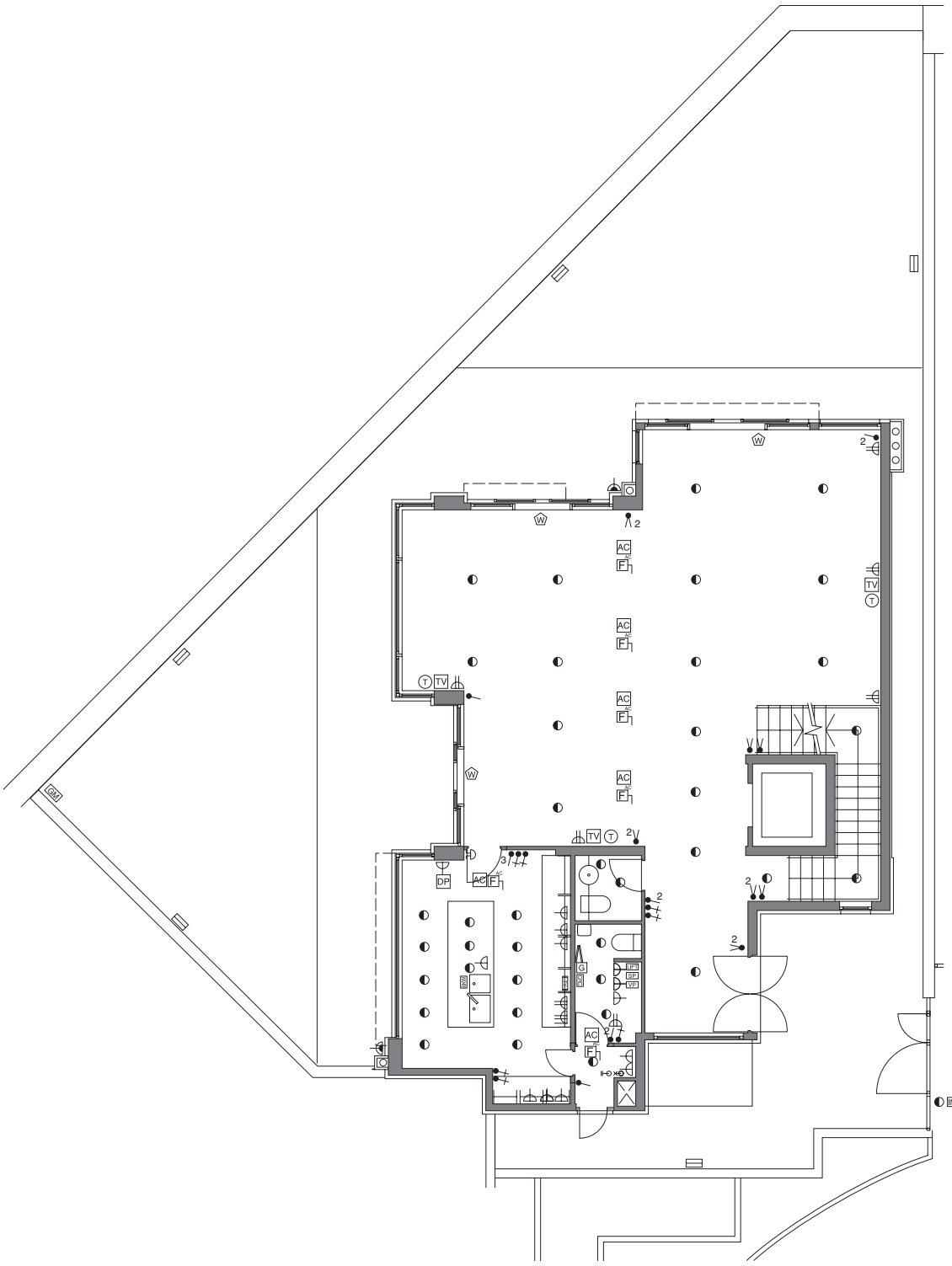

Ground floor
地下

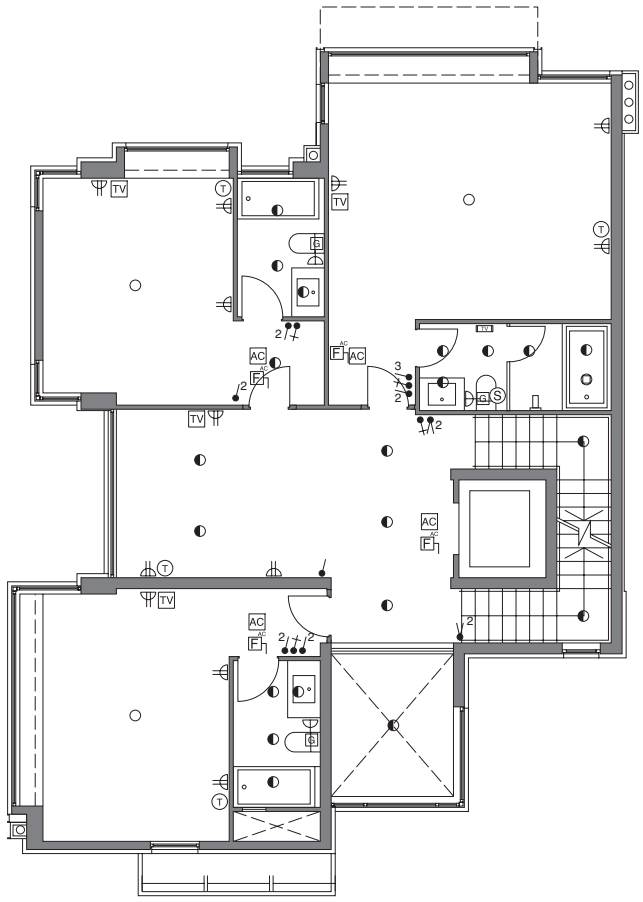

First floor
一樓

Fittings, finishes and appliances
裝置、裝修物料及設備

Mechanical & Electrical Provisions Plans 機電裝置平面圖

House - House No. 9 together with Car Park Nos. B83 and B85
洋房 - 屋號9連同B83和B85號停車位

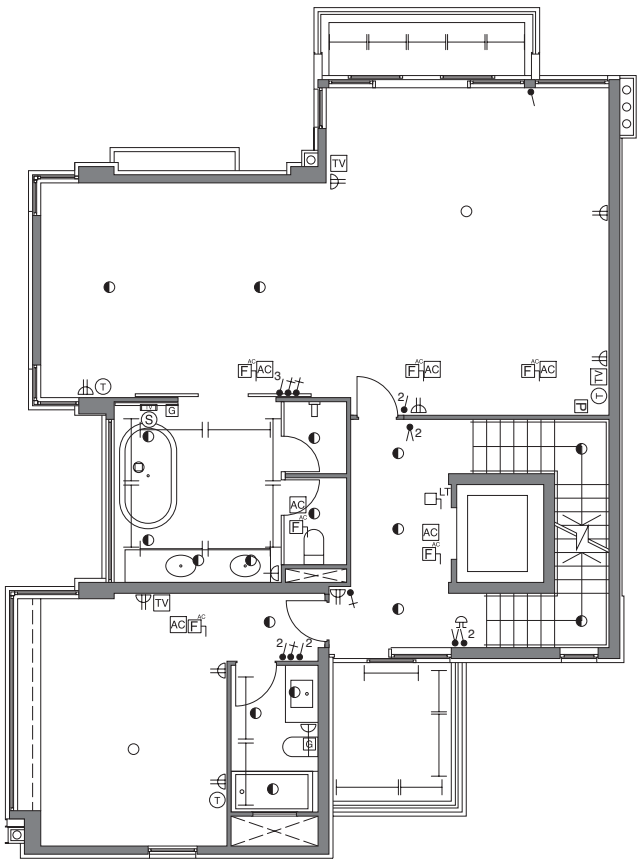

Second floor
二樓

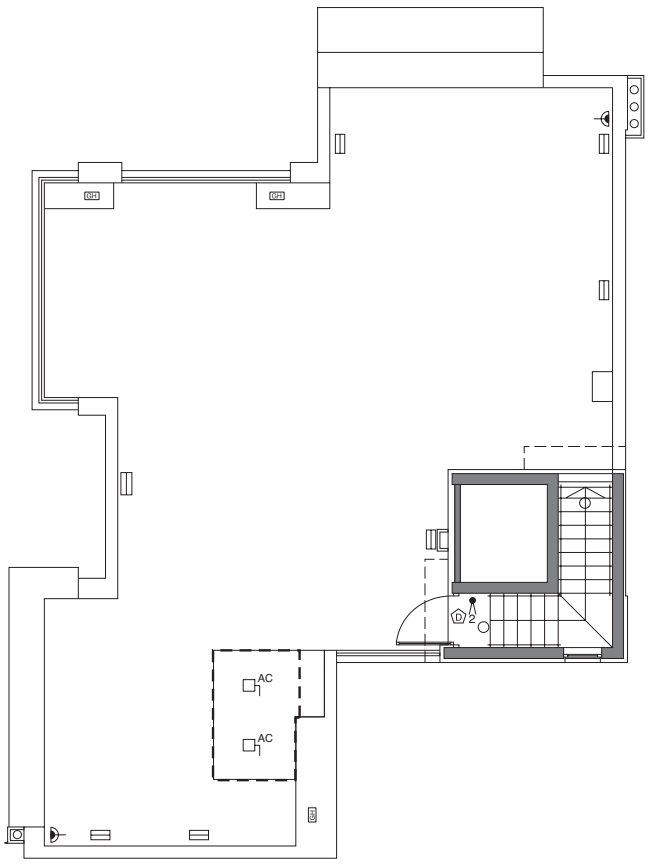

Roof
天台

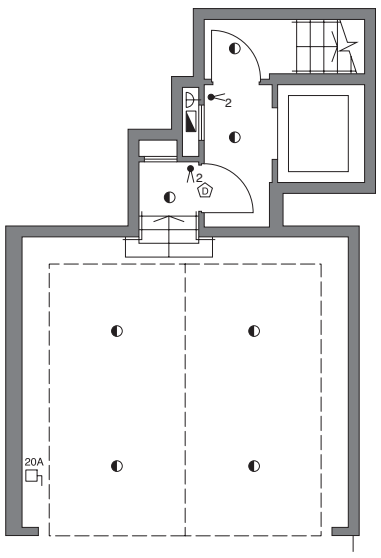

Lower ground floor
地下低層

Legend 圖例

- M.C.B. Board 總電掣箱
- 1-Gang 1-Way Lighting Switch 1位1路燈掣
- 1-Gang 2-Way Lighting Switch 1位2路燈掣
- 1-Way Lighting Switch (n denotes no. of gangs) 1路燈掣(n代表位數)
- 2-Way Lighting Switch (n denotes no. of gangs) 2路燈掣(n代表位數)
- Double Pole Switch 雙極開關掣
- 13A Single Socket Outlet 13A單位電插座
- 13A Twin Socket Outlet 13A雙位電插座
- 13A Weatherproof Single Socket Outlet 13A單位防水電插座
- Recessed Downlight 暗藏式天花燈
- Lamp Holder 燈位
- Heat Lamp 暖燈
- Fluorescent Tube 光管
- Wall Lamp 牆燈
- Recessed Wall Light 暗藏式牆燈
- Weatherproof Spotlight 防水射燈
- 20A Double Pole Isolator 20A雙極開關掣
- Isolator for Lift 升降機開關掣
- Telephone Points 電話插座
- TV/FM Points 電視及電台接收插座
- Television 電視
- Speaker 揚聲器
- Door Bell 門鈴
- Video Doorphone 視像對講機
- Video Doorphone Panel 視像對講機監控箱
- Intercom 對講機
- Door Magnetic Contact 門磁感應器
- Glass Break Sensor 玻璃爆破偵測器
- Panic Alarm 求救警鐘
- Security Panel 保安監控箱
- Lift Panel 升降機監控箱
- Isolator for Air-conditioning Outdoor Unit 冷氣室外機開關掣
- Air-conditioning Indoor Unit 冷氣室內機
- Air-conditioner Point 冷氣機接駁點
- Central Air-conditioner Controller 中央冷氣機控制器
- Washing Machine Connection Point (Water Inlet) 洗衣機接駁點（來水位）
- Washing Machine Connection Point (Water Outlet) 洗衣機接駁點（去水位）
- 6kW Electrical Water Heater 6千瓦電熱水爐
- Town Gas Meter 煤氣錶
- Town Gas Water Heater 煤氣熱水爐
- Town Gas Water Heater Remote Controller 煤氣熱水爐遙遠控制

Fittings, finishes and appliances
裝置、裝修物料及設備

Mechanical & Electrical Provisions Plans 機電裝置平面圖

House - House No. 10 together with Car Park Nos. B81 and B82
洋房 - 屋號10連同B81和B82號停車位

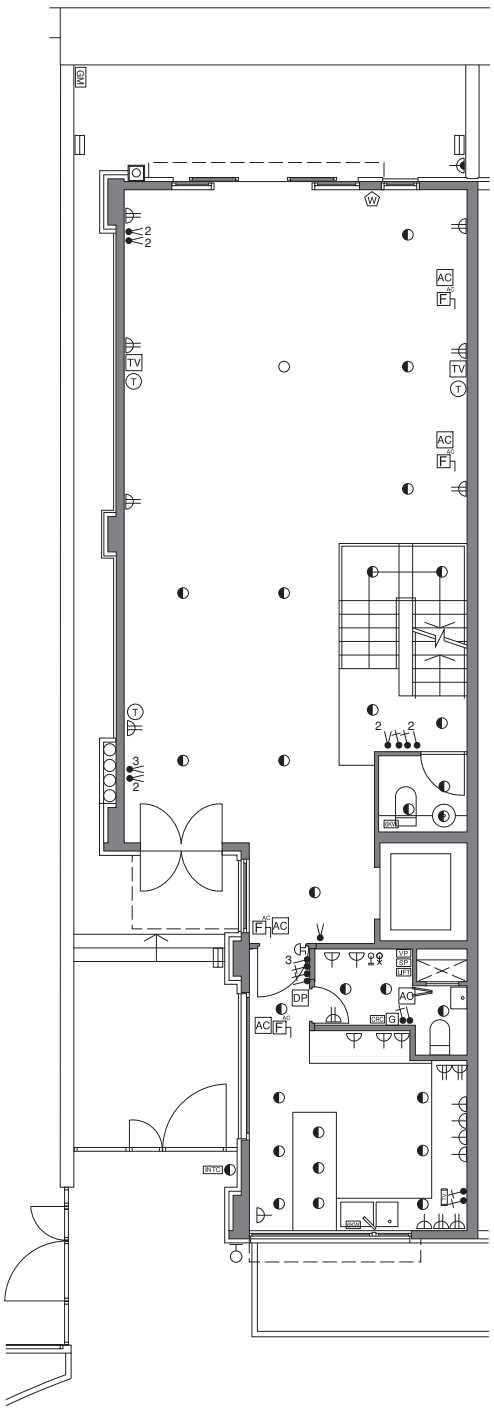

Ground floor
地下

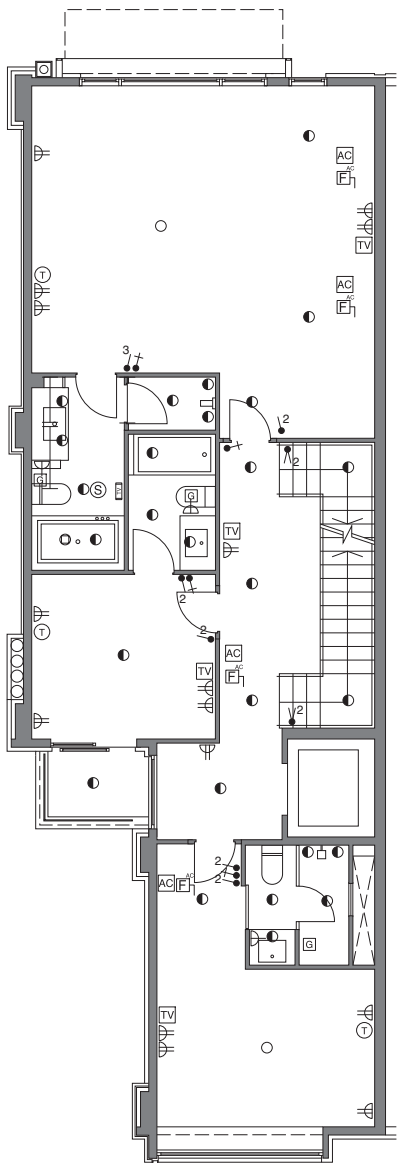

First floor
一樓

Fittings, finishes and appliances
裝置、裝修物料及設備

Mechanical & Electrical Provisions Plans 機電裝置平面圖

House - House No. 10 together with Car Park Nos. B81 and B82
洋房 - 屋號10連同B81和B82號停車位

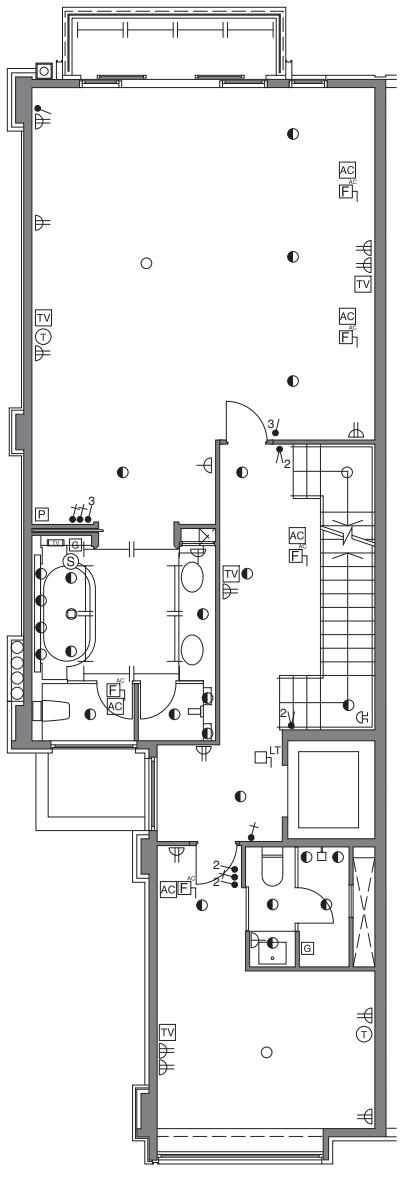

Second floor
二樓

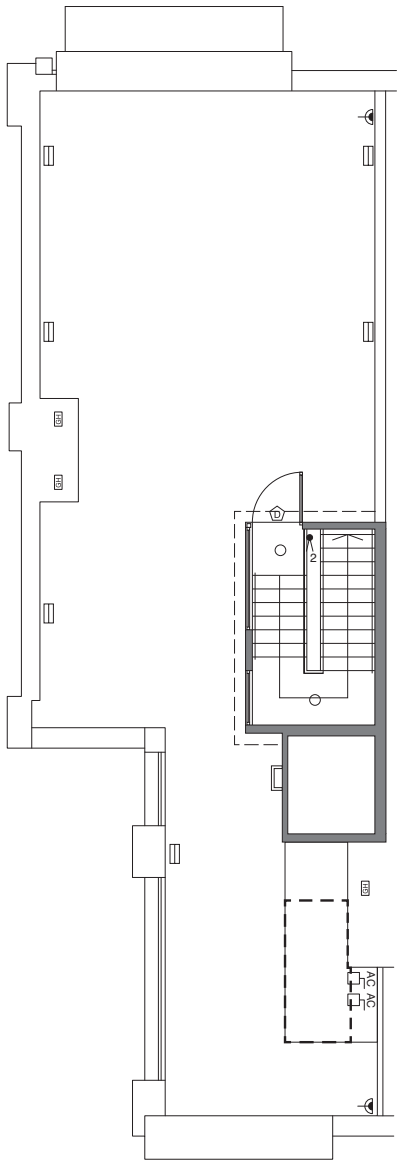

Roof
天台

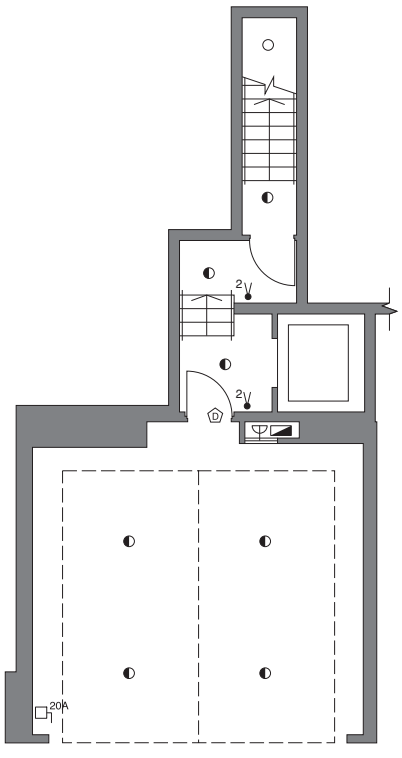

Lower ground floor
地下低層

Legend 圖例

- M.C.B. Board 總電掣箱
- 1-Gang 1-Way Lighting Switch 1位1路燈掣
- 1-Gang 2-Way Lighting Switch 1位2路燈掣
- 1-Way Lighting Switch (n denotes no. of gangs) 1路燈掣(n代表位數)
- 2-Way Lighting Switch (n denotes no. of gangs) 2路燈掣(n代表位數)
- Double Pole Switch 雙極開關掣
- 13A Single Socket Outlet 13A單位電插座
- 13A Twin Socket Outlet 13A雙位電插座
- 13A Weatherproof Single Socket Outlet 13A單位防水電插座
- Recessed Downlight 暗藏式天花燈
- Lamp Holder 燈位
- Heat Lamp 暖燈
- Fluorescent Tube 光管
- Wall Lamp 牆燈
- Recessed Wall Light 暗藏式牆燈
- Weatherproof Spotlight 防水射燈
- 20A Double Pole Isolator 20A雙極開關掣
- Isolator for Lift 升降機開關掣
- Telephone Points 電話插座
- TV/FM Points 電視及電台接收插座
- Television 電視
- Speaker 揚聲器
- Door Bell 門鈴
- Video Doorphone 視像對講機
- Video Doorphone Panel 視像對講機監控箱
- Intercom 對講機
- Door Magnetic Contact 門磁感應器
- Glass Break Sensor 玻璃爆破偵測器
- Panic Alarm 求救警鐘
- Security Panel 保安監控箱
- Lift Panel 升降機監控箱
- Isolator for Air-conditioning Outdoor Unit 冷氣室外機開關掣
- Air-conditioning Indoor Unit 冷氣室內機
- Air-conditioner Point 冷氣機接駁點
- Central Air-conditioner Controller 中央冷氣機控制器
- Washing Machine Connection Point (Water Inlet) 洗衣機接駁點（來水位）
- Washing Machine Connection Point (Water Outlet) 洗衣機接駁點（去水位）
- 6kW Electrical Water Heater 6千瓦電熱水爐
- Town Gas Meter 煤氣錶
- Town Gas Water Heater 煤氣熱水爐
- Town Gas Water Heater Remote Controller 煤氣熱水爐遙遠控制

Fittings, finishes and appliances
裝置、裝修物料及設備

Mechanical & Electrical Provisions Plans 機電裝置平面圖

House - House No. 11 together with Car Park Nos. B79 and B80
洋房 - 屋號11連同B79和B80號停車位

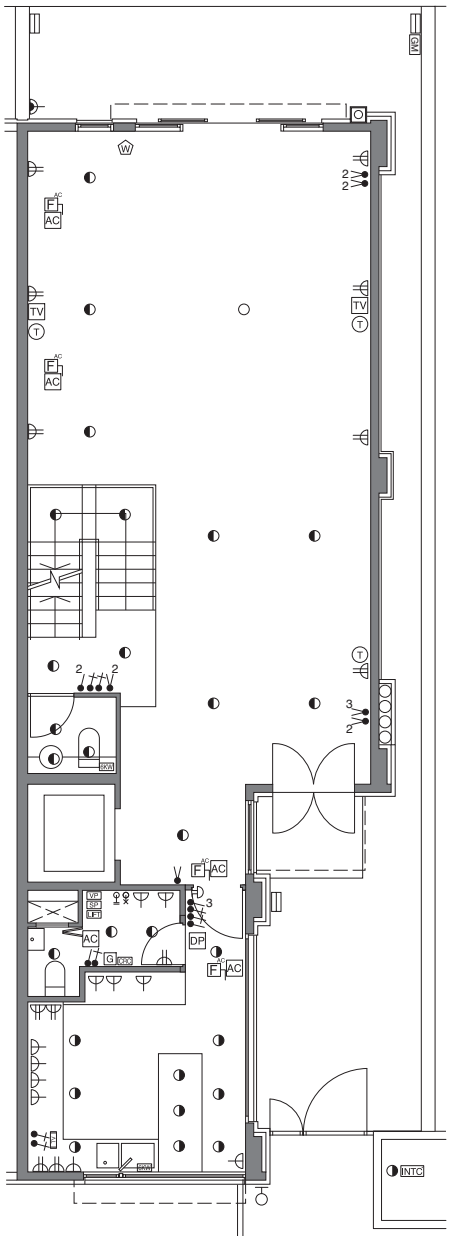

Ground floor
地下

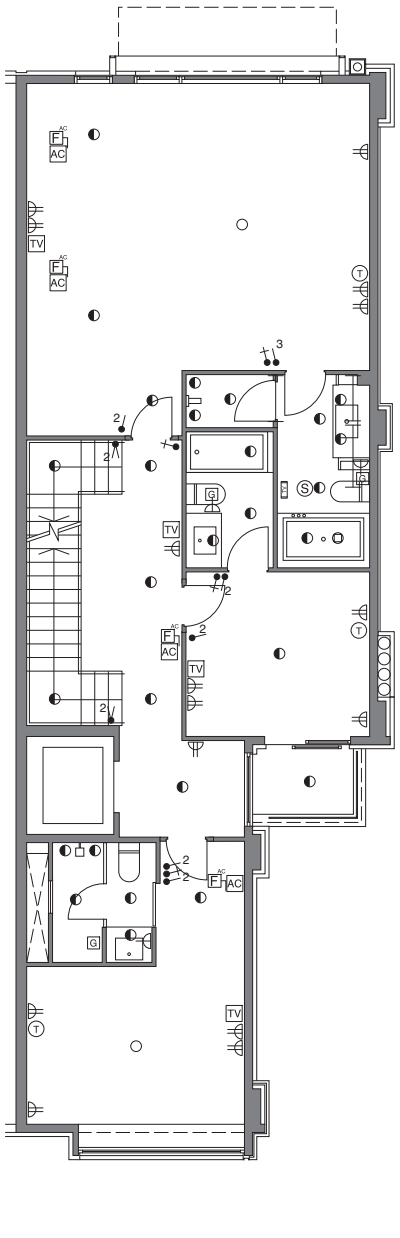

First floor
一樓

Fittings, finishes and appliances
裝置、裝修物料及設備

Mechanical & Electrical Provisions Plans 機電裝置平面圖

House - House No. 11 together with Car Park Nos. B79 and B80
洋房 - 屋號11連同B79和B80號停車位

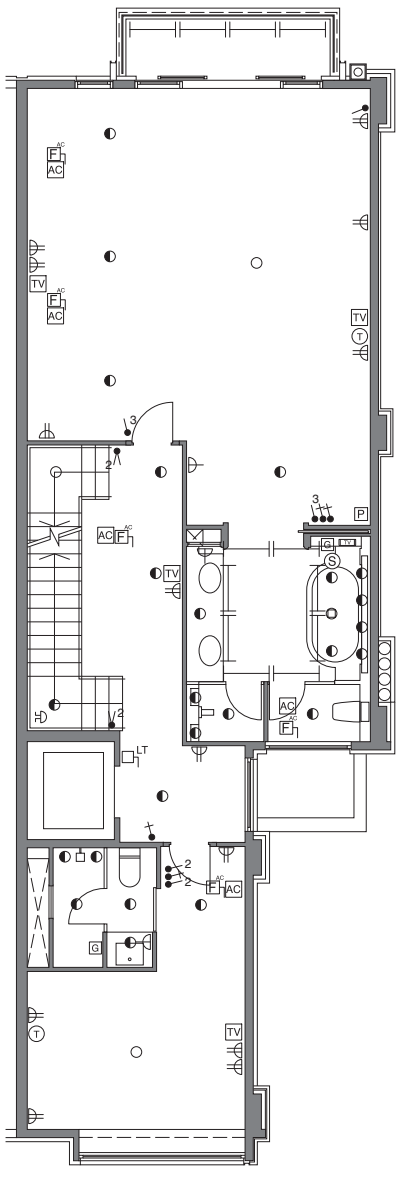

Second floor
二樓

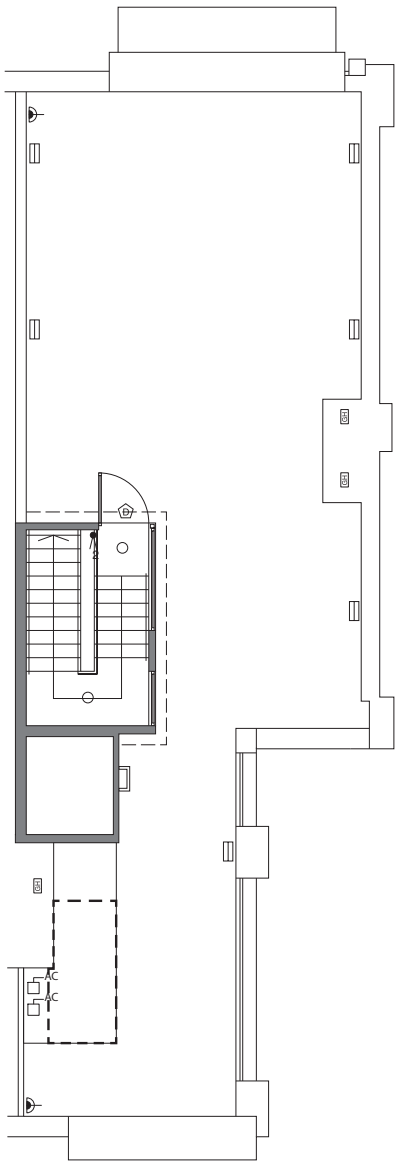

Roof
天台

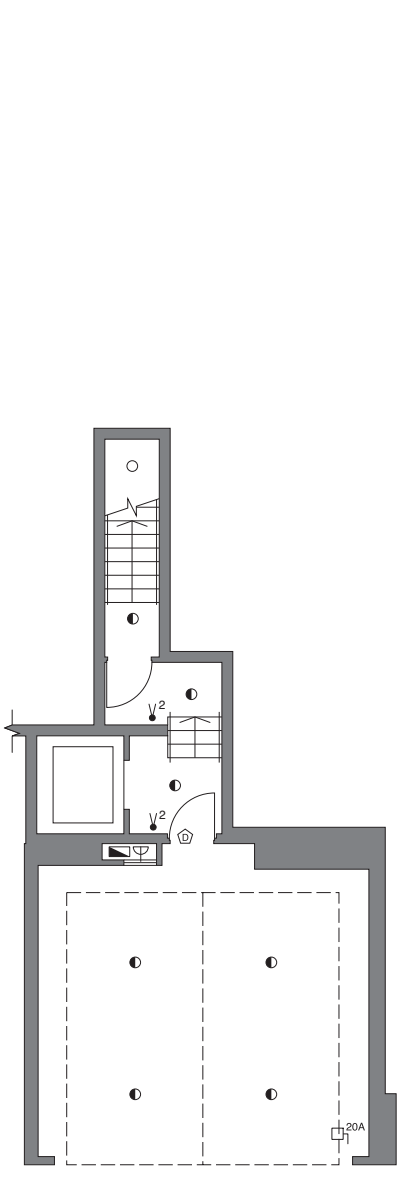

Lower ground floor
地下低層

Legend 圖例

- M.C.B. Board 總電掣箱
- 1-Gang 1-Way Lighting Switch 1位1路燈掣
- 1-Gang 2-Way Lighting Switch 1位2路燈掣
- 1-Way Lighting Switch (n denotes no. of gangs) 1路燈掣(n代表位數)
- 2-Way Lighting Switch (n denotes no. of gangs) 2路燈掣(n代表位數)
- Double Pole Switch 雙極開關掣
- 13A Single Socket Outlet 13A單位電插座
- 13A Twin Socket Outlet 13A雙位電插座
- 13A Weatherproof Single Socket Outlet 13A單位防水電插座
- Recessed Downlight 暗藏式天花燈
- Lamp Holder 燈位
- Heat Lamp 暖燈
- Fluorescent Tube 光管
- Wall Lamp 牆燈
- Recessed Wall Light 暗藏式牆燈
- Weatherproof Spotlight 防水射燈
- 20A Double Pole Isolator 20A雙極開關掣
- Isolator for Lift 升降機開關掣
- Telephone Points 電話插座
- TV/FM Points 電視及電台接收插座
- Television 電視
- Speaker 揚聲器
- Door Bell 門鈴
- Video Doorphone 視像對講機
- Video Doorphone Panel 視像對講機監控箱
- Intercom 對講機
- Door Magnetic Contact 門磁感應器
- Glass Break Sensor 玻璃爆破偵測器
- Panic Alarm 求救警鐘
- Security Panel 保安監控箱
- Lift Panel 升降機監控箱
- Isolator for Air-conditioning Outdoor Unit 冷氣室外機開關掣
- Air-conditioning Indoor Unit 冷氣室內機
- Air-conditioner Point 冷氣機接駁點
- Central Air-conditioner Controller 中央冷氣機控制器
- Washing Machine Connection Point (Water Inlet) 洗衣機接駁點（來水位）
- Washing Machine Connection Point (Water Outlet) 洗衣機接駁點（去水位）
- 6kW Electrical Water Heater 6千瓦電熱水爐
- Town Gas Meter 煤氣錶
- Town Gas Water Heater 煤氣熱水爐
- Town Gas Water Heater Remote Controller 煤氣熱水爐遙遠控制

Fittings, finishes and appliances
裝置、裝修物料及設備

Mechanical & Electrical Provisions Plans 機電裝置平面圖

House - House No. 12 together with Car Park Nos. B77 and B78
洋房 - 屋號12連同B77和B78號停車位

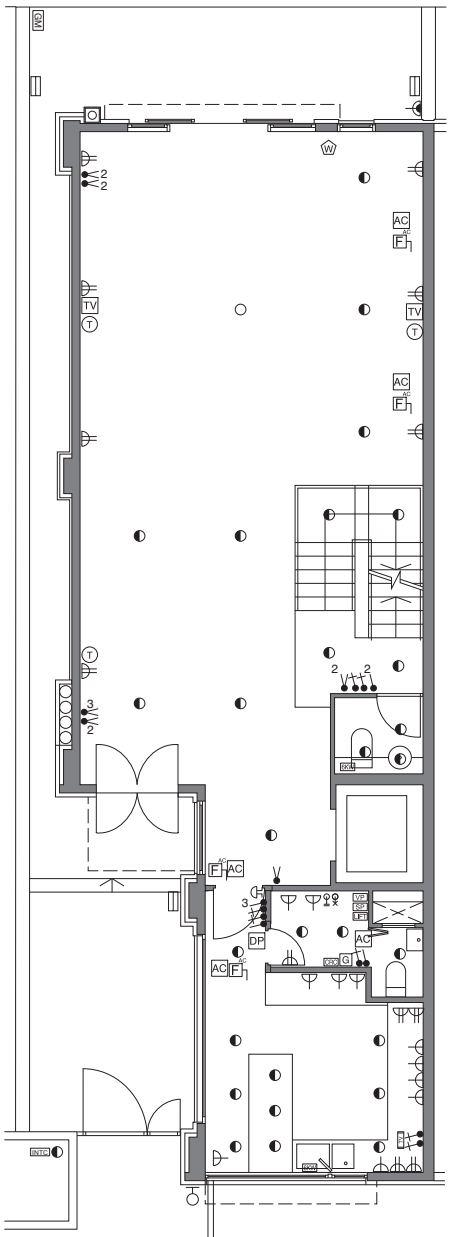

Ground floor
地下

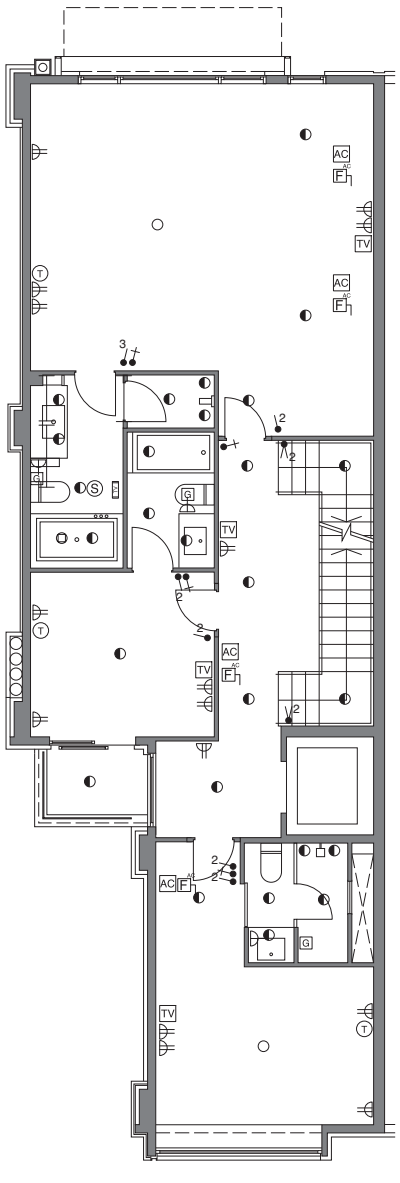

First floor
一樓

Fittings, finishes and appliances
裝置、裝修物料及設備

Mechanical & Electrical Provisions Plans 機電裝置平面圖

House - House No. 12 together with Car Park Nos. B77 and B78
洋房 - 屋號12連同B77和B78號停車位

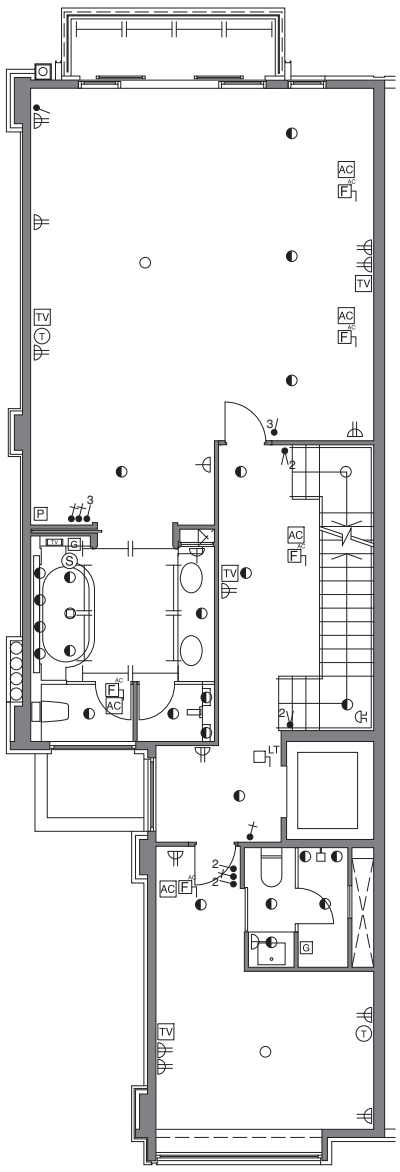

Second floor
二樓

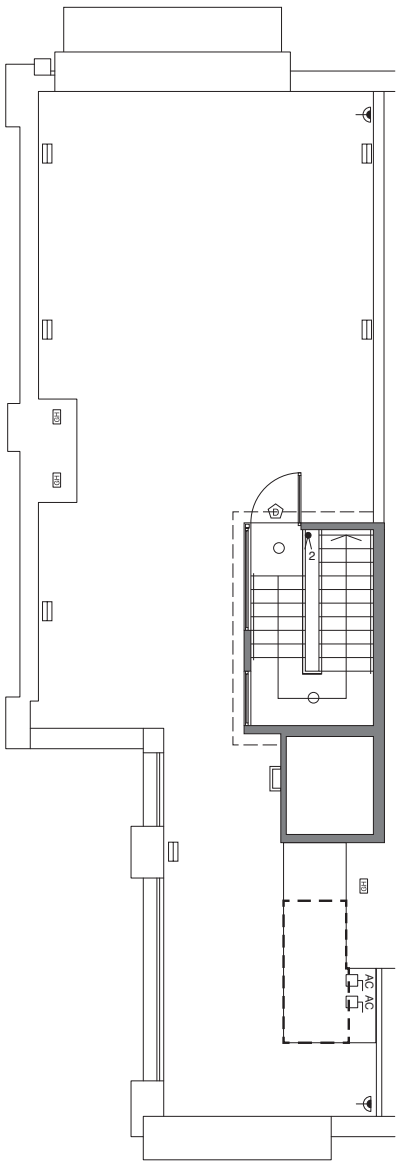

Roof
天台

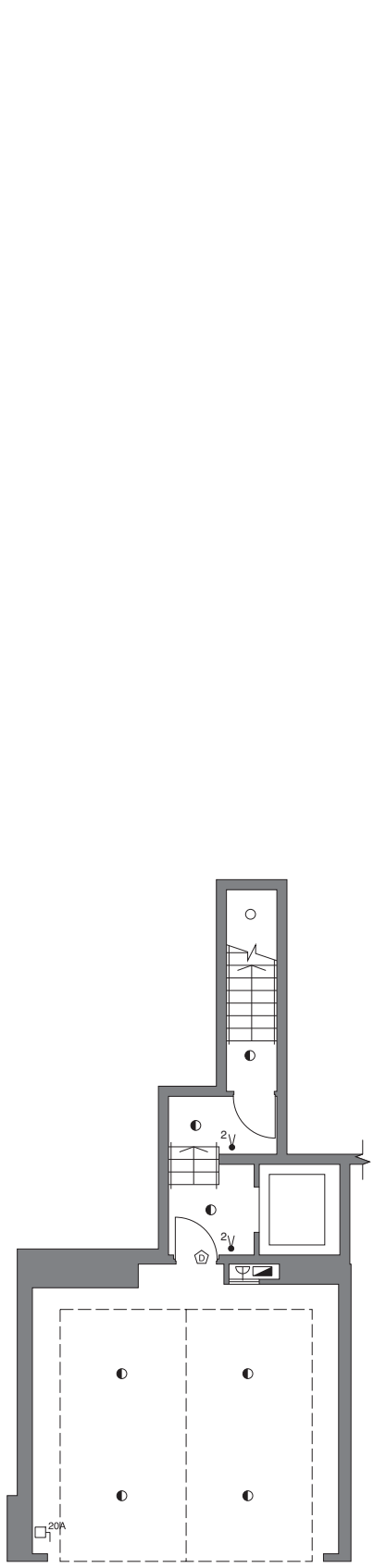

Lower ground floor
地下低層

Legend 圖例

- M.C.B. Board 總電掣箱
- 1-Gang 1-Way Lighting Switch 1位1路燈掣
- 1-Gang 2-Way Lighting Switch 1位2路燈掣
- 1-Way Lighting Switch (n denotes no. of gangs) 1路燈掣(n代表位數)
- 2-Way Lighting Switch (n denotes no. of gangs) 2路燈掣(n代表位數)
- Double Pole Switch 雙極開關掣
- 13A Single Socket Outlet 13A單位電插座
- 13A Twin Socket Outlet 13A雙位電插座
- 13A Weatherproof Single Socket Outlet 13A單位防水電插座
- Recessed Downlight 暗藏式天花燈
- Lamp Holder 燈位
- Heat Lamp 暖燈
- Fluorescent Tube 光管
- Wall Lamp 牆燈
- Recessed Wall Light 暗藏式牆燈
- Weatherproof Spotlight 防水射燈
- 20A Double Pole Isolator 20A雙極開關掣
- Isolator for Lift 升降機開關掣
- Telephone Points 電話插座
- TV/FM Points 電視及電台接收插座
- Television 電視
- Speaker 揚聲器
- Door Bell 門鈴
- Video Doorphone 視像對講機
- Video Doorphone Panel 視像對講機監控箱
- Intercom 對講機
- Door Magnetic Contact 門磁感應器
- Glass Break Sensor 玻璃爆破偵測器
- Panic Alarm 求救警鐘
- Security Panel 保安監控箱
- Lift Panel 升降機監控箱
- Isolator for Air-conditioning Outdoor Unit 冷氣室外機開關掣
- Air-conditioning Indoor Unit 冷氣室內機
- Air-conditioner Point 冷氣機接駁點
- Central Air-conditioner Controller 中央冷氣機控制器
- Washing Machine Connection Point (Water Inlet) 洗衣機接駁點（來水位）
- Washing Machine Connection Point (Water Outlet) 洗衣機接駁點（去水位）
- 6kW Electrical Water Heater 6千瓦電熱水爐
- Town Gas Meter 煤氣錶
- Town Gas Water Heater 煤氣熱水爐
- Town Gas Water Heater Remote Controller 煤氣熱水爐遙遠控制

Fittings, finishes and appliances
裝置、裝修物料及設備

Mechanical & Electrical Provisions Plans 機電裝置平面圖

House - House No. 13 together with Car Park Nos. B75 and B76
洋房 - 屋號13連同B75和B76號停車位

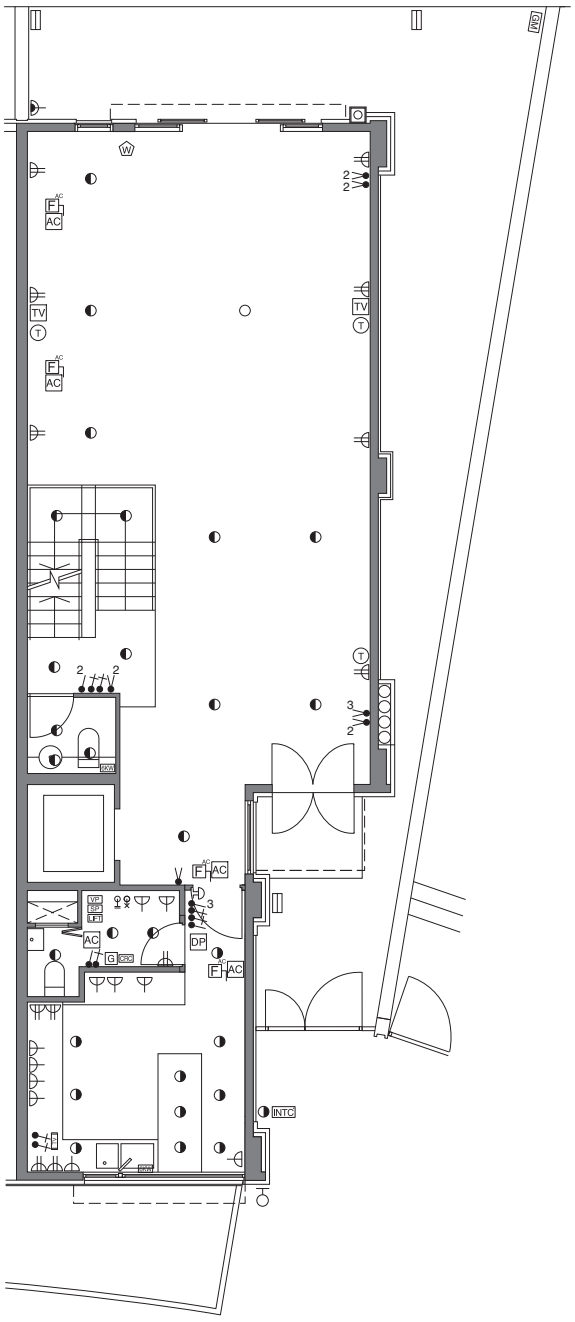

Ground floor
地下

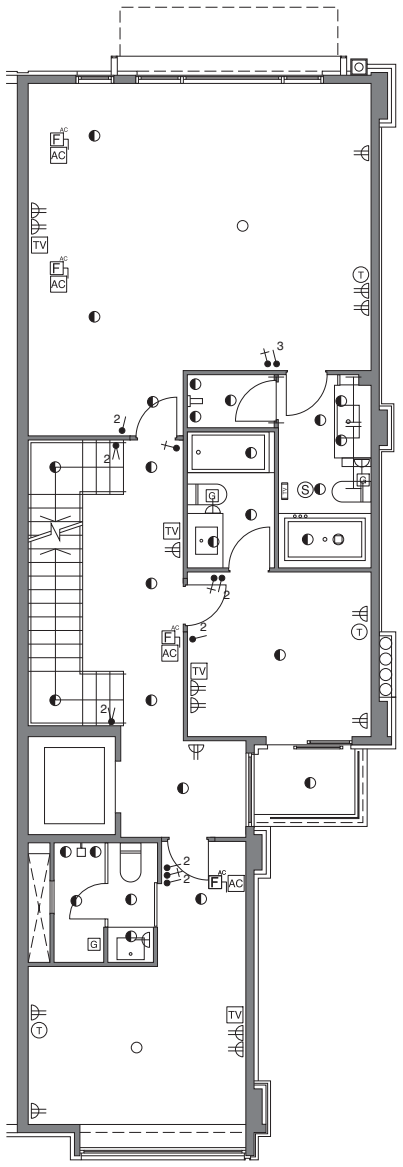

First floor
一樓

Fittings, finishes and appliances
裝置、裝修物料及設備

Mechanical & Electrical Provisions Plans 機電裝置平面圖

House - House No. 13 together with Car Park Nos. B75 and B76
洋房 - 屋號13連同B75和B76號停車位

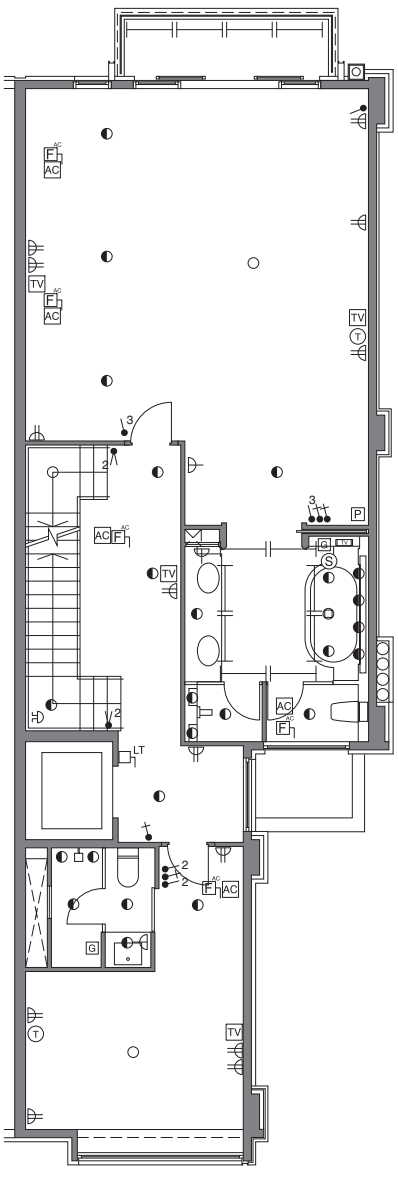

Second floor
二樓

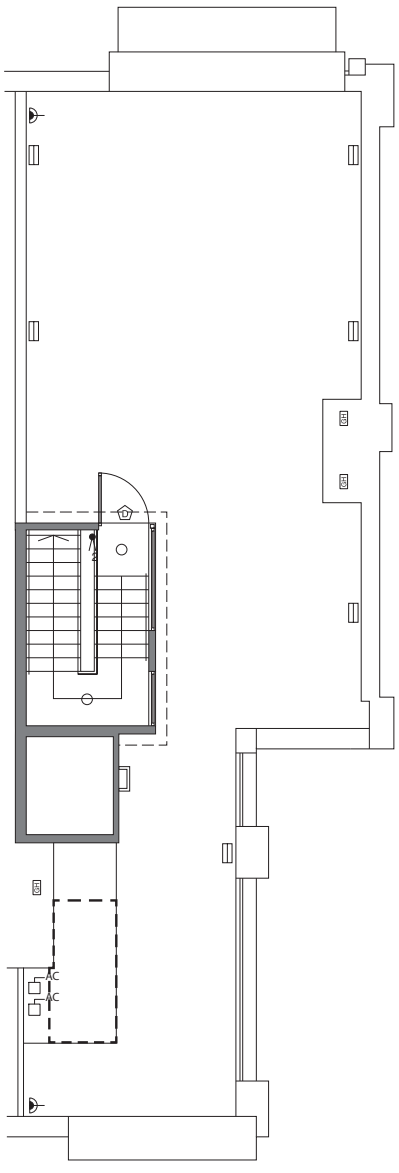

Roof
天台

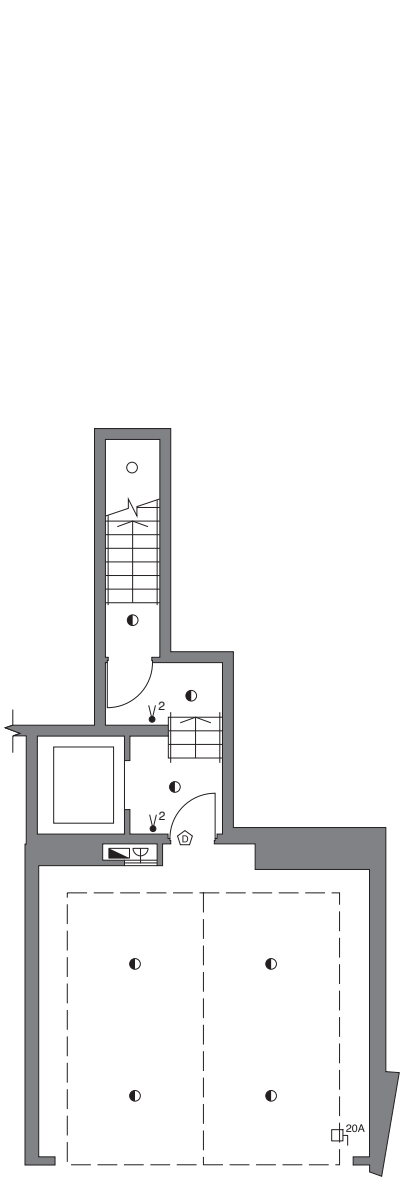

Lower ground floor
地下低層

Legend 圖例

- M.C.B. Board 總電掣箱
- 1-Gang 1-Way Lighting Switch 1位1路燈掣
- 1-Gang 2-Way Lighting Switch 1位2路燈掣
- 1-Way Lighting Switch (n denotes no. of gangs) 1路燈掣(n代表位數)
- 2-Way Lighting Switch (n denotes no. of gangs) 2路燈掣(n代表位數)
- Double Pole Switch 雙極開關掣
- 13A Single Socket Outlet 13A單位電插座
- 13A Twin Socket Outlet 13A雙位電插座
- 13A Weatherproof Single Socket Outlet 13A單位防水電插座
- Recessed Downlight 暗藏式天花燈
- Lamp Holder 燈位
- Heat Lamp 暖燈
- Fluorescent Tube 光管
- Wall Lamp 牆燈
- Recessed Wall Light 暗藏式牆燈
- Weatherproof Spotlight 防水射燈
- 20A Double Pole Isolator 20A雙極開關掣
- Isolator for Lift 升降機開關掣
- Telephone Points 電話插座
- TV/FM Points 電視及電台接收插座
- Television 電視
- Speaker 揚聲器
- Door Bell 門鈴
- Video Doorphone 視像對講機
- Video Doorphone Panel 視像對講機監控箱
- Intercom 對講機
- Door Magnetic Contact 門磁感應器
- Glass Break Sensor 玻璃爆破偵測器
- Panic Alarm 求救警鐘
- Security Panel 保安監控箱
- Lift Panel 升降機監控箱
- Isolator for Air-conditioning Outdoor Unit 冷氣室外機開關掣
- Air-conditioning Indoor Unit 冷氣室內機
- Air-conditioner Point 冷氣機接駁點
- Central Air-conditioner Controller 中央冷氣機控制器
- Washing Machine Connection Point (Water Inlet) 洗衣機接駁點（來水位）
- Washing Machine Connection Point (Water Outlet) 洗衣機接駁點（去水位）
- 6kW Electrical Water Heater 6千瓦電熱水爐
- Town Gas Meter 煤氣錶
- Town Gas Water Heater 煤氣熱水爐
- Town Gas Water Heater Remote Controller 煤氣熱水爐遙遠控制

Fittings, finishes and appliances
裝置、裝修物料及設備

Mechanical & Electrical Provisions Plans 機電裝置平面圖

House - House No. 15 together with Car Park Nos. B72 and B73
洋房 - 屋號15連同B72和B73號停車位

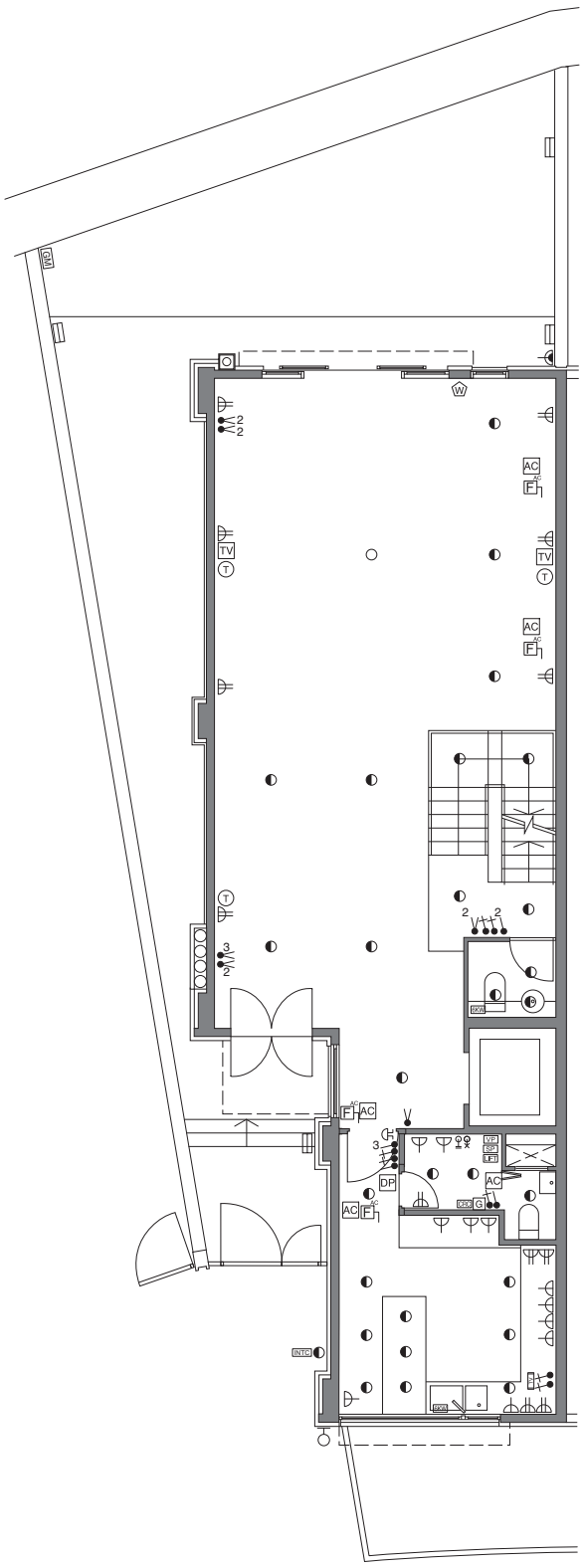

Ground floor
地下

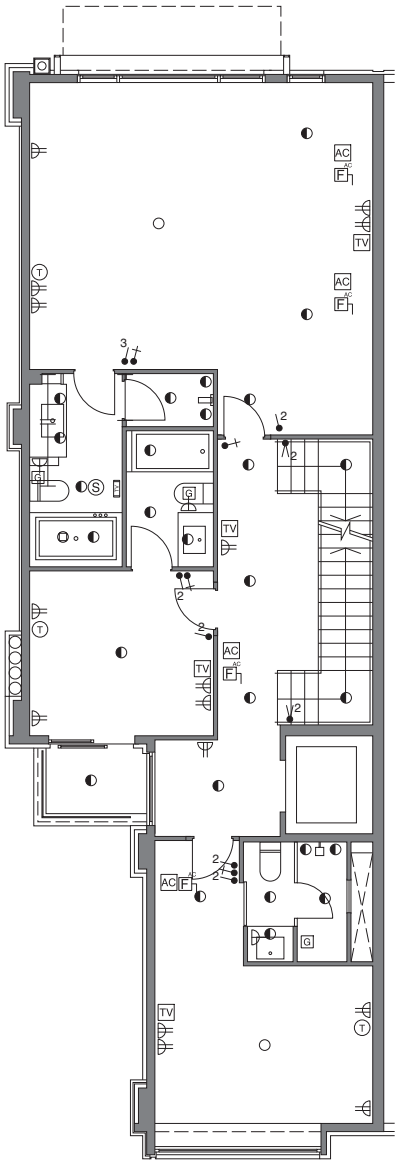

First floor
一樓

Fittings, finishes and appliances
裝置、裝修物料及設備

Mechanical & Electrical Provisions Plans 機電裝置平面圖

House - House No. 15 together with Car Park Nos. B72 and B73
洋房 - 屋號15連同B72和B73號停車位

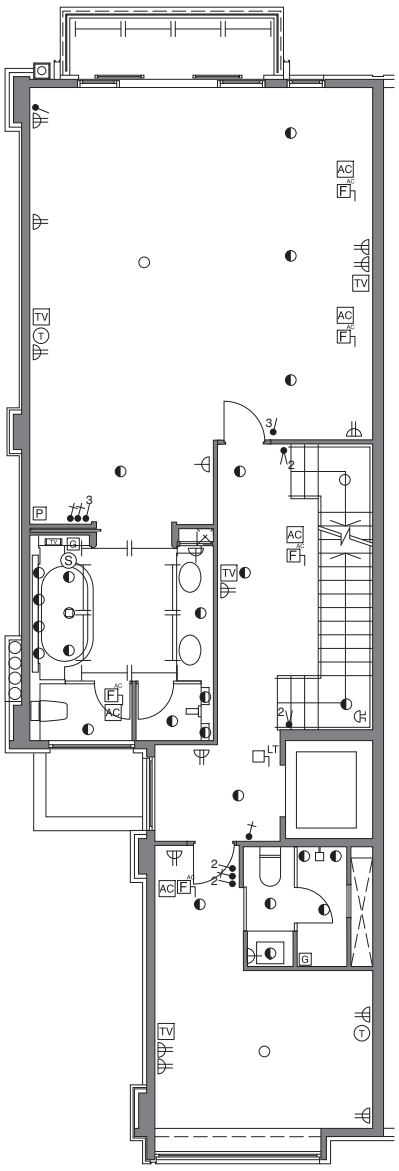

Second floor
二樓

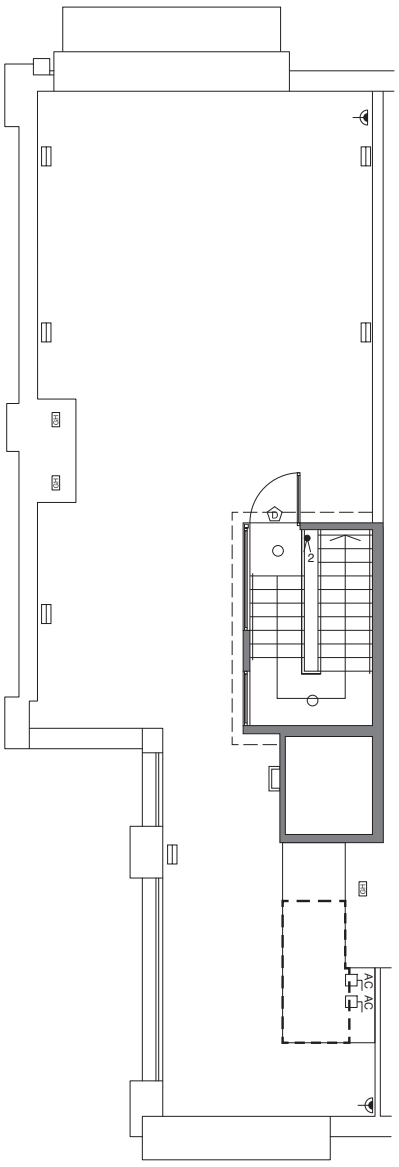

Roof
天台

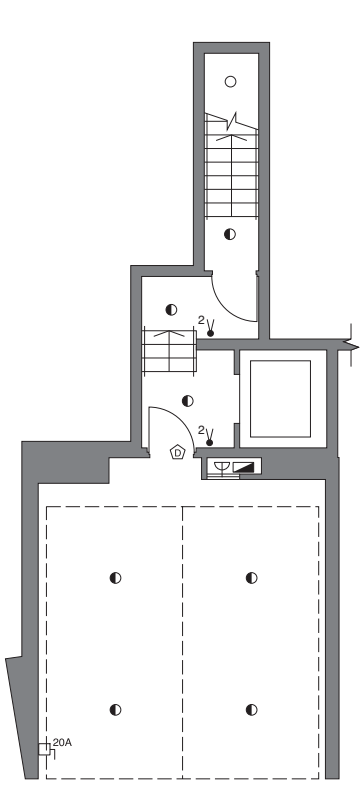

Lower ground floor
地下低層

Legend 圖例

- M.C.B. Board 總電掣箱
- 1-Gang 1-Way Lighting Switch 1位1路燈掣
- 1-Gang 2-Way Lighting Switch 1位2路燈掣
- 1-Way Lighting Switch (n denotes no. of gangs) 1路燈掣(n代表位數)
- 2-Way Lighting Switch (n denotes no. of gangs) 2路燈掣(n代表位數)
- Double Pole Switch 雙極開關掣
- 13A Single Socket Outlet 13A單位電插座
- 13A Twin Socket Outlet 13A雙位電插座
- 13A Weatherproof Single Socket Outlet 13A單位防水電插座
- Recessed Downlight 暗藏式天花燈
- Lamp Holder 燈位
- Heat Lamp 暖燈
- Fluorescent Tube 光管
- Wall Lamp 牆燈
- Recessed Wall Light 暗藏式牆燈
- Weatherproof Spotlight 防水射燈
- 20A Double Pole Isolator 20A雙極開關掣
- Isolator for Lift 升降機開關掣
- Telephone Points 電話插座
- TV/FM Points 電視及電台接收插座
- Television 電視
- Speaker 揚聲器
- Door Bell 門鈴
- Video Doorphone 視像對講機
- Video Doorphone Panel 視像對講機監控箱
- Intercom 對講機
- Door Magnetic Contact 門磁感應器
- Glass Break Sensor 玻璃爆破偵測器
- Panic Alarm 求救警鐘
- Security Panel 保安監控箱
- Lift Panel 升降機監控箱
- Isolator for Air-conditioning Outdoor Unit 冷氣室外機開關掣
- Air-conditioning Indoor Unit 冷氣室內機
- Air-conditioner Point 冷氣機接駁點
- Central Air-conditioner Controller 中央冷氣機控制器
- Washing Machine Connection Point (Water Inlet) 洗衣機接駁點（來水位）
- Washing Machine Connection Point (Water Outlet) 洗衣機接駁點（去水位）
- 6kW Electrical Water Heater 6千瓦電熱水爐
- Town Gas Meter 煤氣錶
- Town Gas Water Heater 煤氣熱水爐
- Town Gas Water Heater Remote Controller 煤氣熱水爐遙遠控制

Fittings, finishes and appliances
裝置、裝修物料及設備

Mechanical & Electrical Provisions Plans 機電裝置平面圖

House - House No. 16 together with Car Park Nos. B70 and B71
洋房 - 屋號16連同B70和B71號停車位

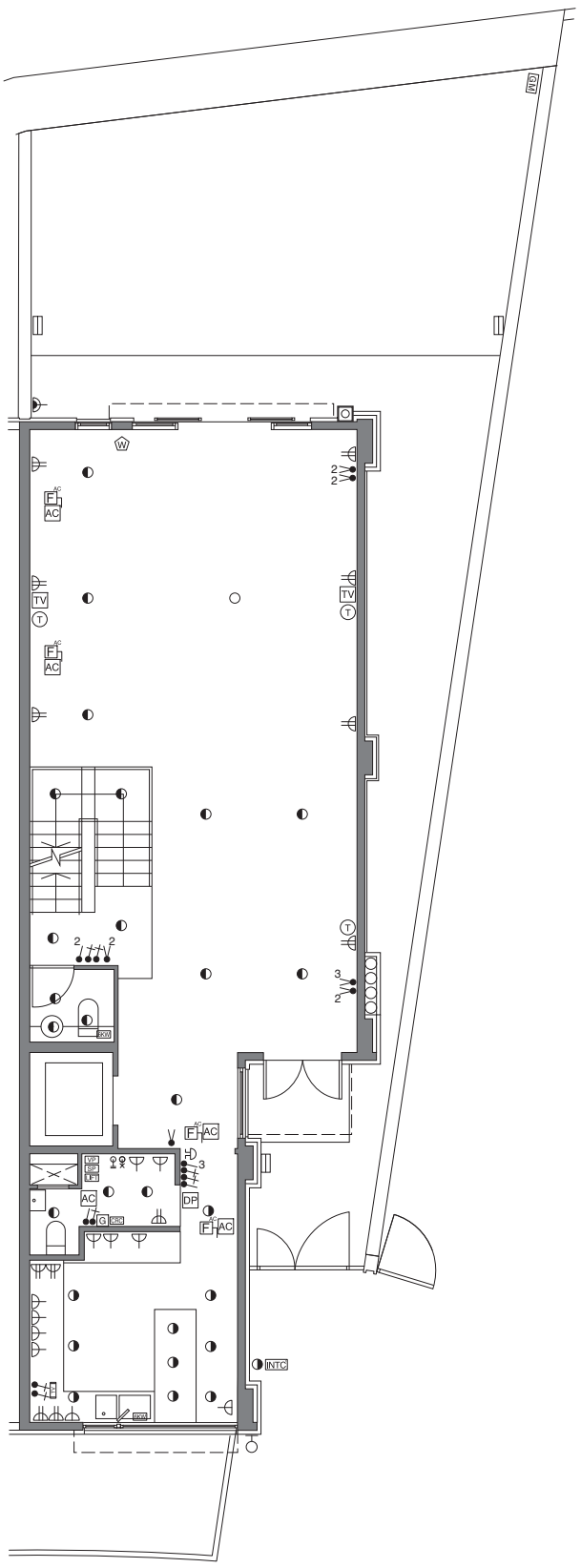

Ground floor
地下

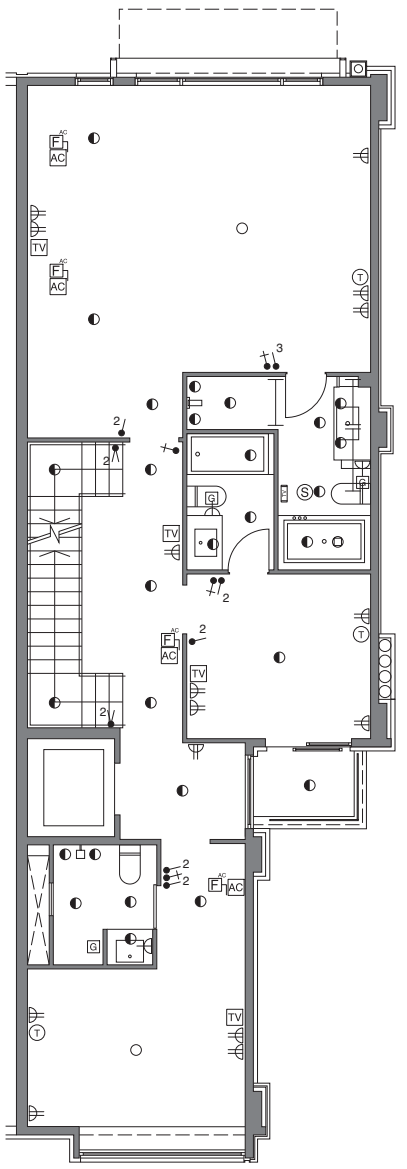

First floor
一樓

Fittings, finishes and appliances
裝置、裝修物料及設備

Mechanical & Electrical Provisions Plans 機電裝置平面圖

House - House No. 16 together with Car Park Nos. B70 and B71
洋房 - 屋號16連同B70和B71號停車位

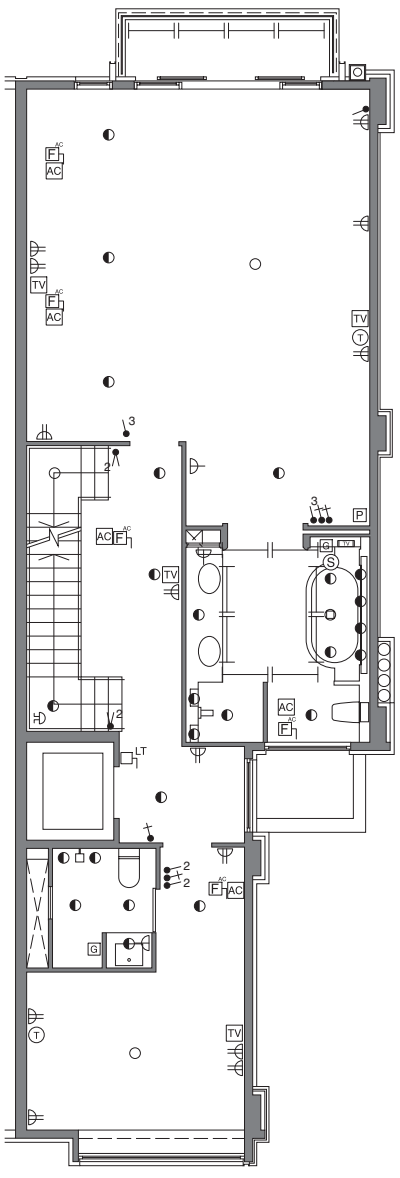

Second floor
二樓

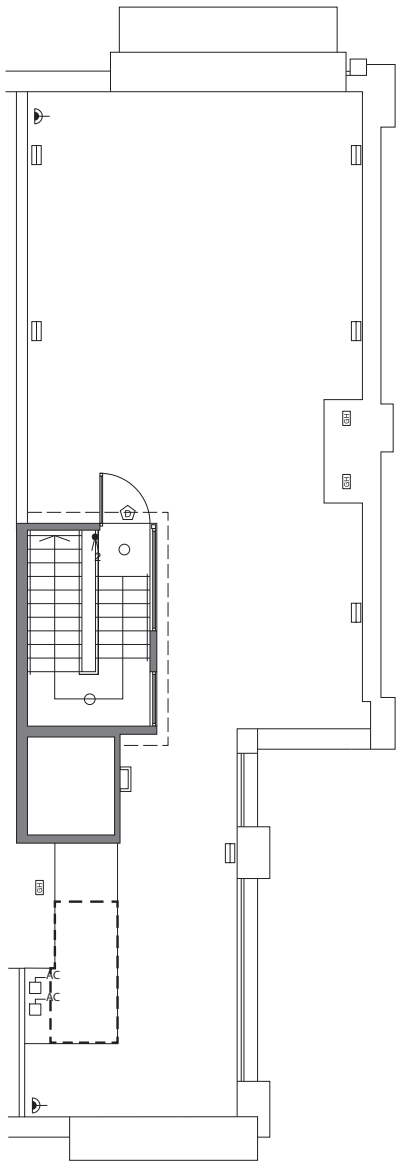

Roof
天台

Lower ground floor
地下低層

Legend 圖例

- M.C.B. Board 總電掣箱
- 1-Gang 1-Way Lighting Switch 1位1路燈掣
- 1-Gang 2-Way Lighting Switch 1位2路燈掣
- 1-Way Lighting Switch (n denotes no. of gangs) 1路燈掣(n代表位數)
- 2-Way Lighting Switch (n denotes no. of gangs) 2路燈掣(n代表位數)
- Double Pole Switch 雙極開關掣
- 13A Single Socket Outlet 13A單位電插座
- 13A Twin Socket Outlet 13A雙位電插座
- 13A Weatherproof Single Socket Outlet 13A單位防水電插座
- Recessed Downlight 暗藏式天花燈
- Lamp Holder 燈位
- Heat Lamp 暖燈
- Fluorescent Tube 光管
- Wall Lamp 牆燈
- Recessed Wall Light 暗藏式牆燈
- Weatherproof Spotlight 防水射燈
- 20A Double Pole Isolator 20A雙極開關掣
- Isolator for Lift 升降機開關掣
- Telephone Points 電話插座
- TV/FM Points 電視及電台接收插座
- Television 電視
- Speaker 揚聲器
- Door Bell 門鈴
- Video Doorphone 視像對講機
- Video Doorphone Panel 視像對講機監控箱
- Intercom 對講機
- Door Magnetic Contact 門磁感應器
- Glass Break Sensor 玻璃爆破偵測器
- Panic Alarm 求救警鐘
- Security Panel 保安監控箱
- Lift Panel 升降機監控箱
- Isolator for Air-conditioning Outdoor Unit 冷氣室外機開關掣
- Air-conditioning Indoor Unit 冷氣室內機
- Air-conditioner Point 冷氣機接駁點
- Central Air-conditioner Controller 中央冷氣機控制器
- Washing Machine Connection Point (Water Inlet) 洗衣機接駁點（來水位）
- Washing Machine Connection Point (Water Outlet) 洗衣機接駁點（去水位）
- 6kW Electrical Water Heater 6千瓦電熱水爐
- Town Gas Meter 煤氣錶
- Town Gas Water Heater 煤氣熱水爐
- Town Gas Water Heater Remote Controller 煤氣熱水爐遙遠控制

Fittings, finishes and appliances
裝置、裝修物料及設備

Mechanical & Electrical Provisions Plans 機電裝置平面圖

House - House No. 17 together with Car Park Nos. B68 and B69
洋房 - 屋號17連同B68和B69號停車位

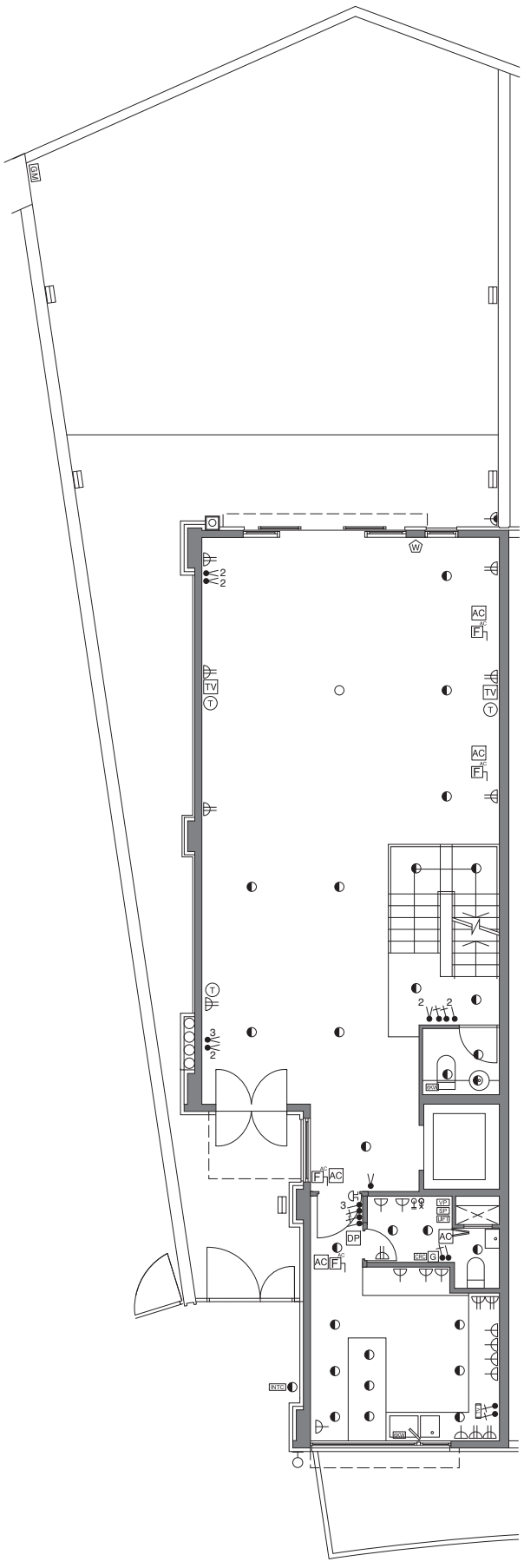

Ground floor
地下

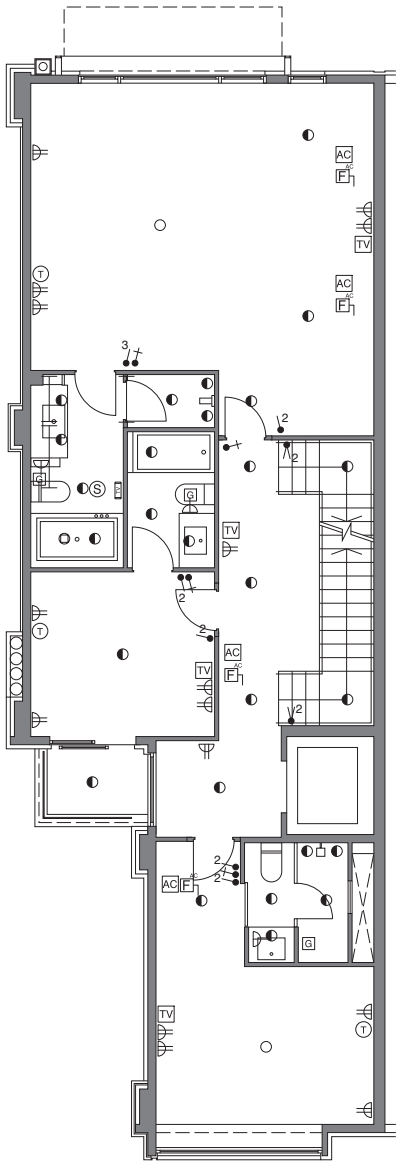

First floor
一樓

Fittings, finishes and appliances
裝置、裝修物料及設備

Mechanical & Electrical Provisions Plans 機電裝置平面圖

House - House No. 17 together with Car Park Nos. B68 and B69
洋房 - 屋號17連同B68和B69號停車位

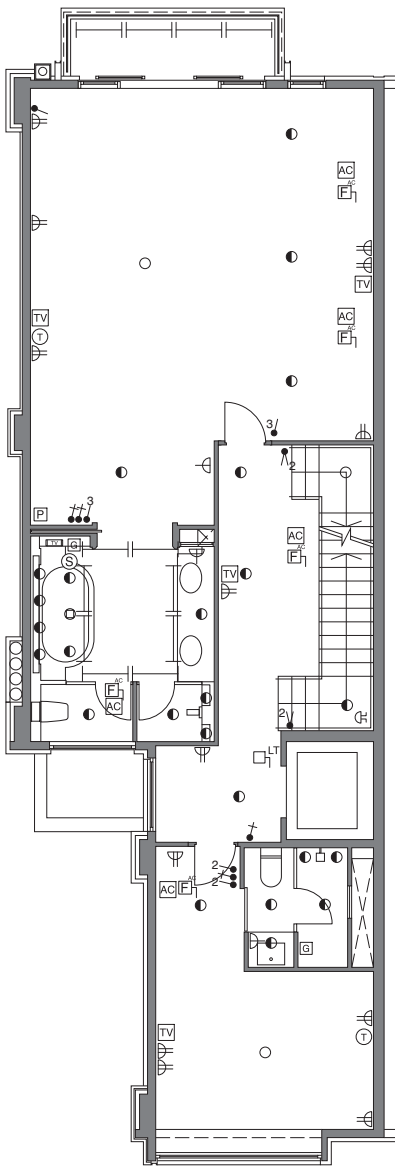

Second floor
二樓

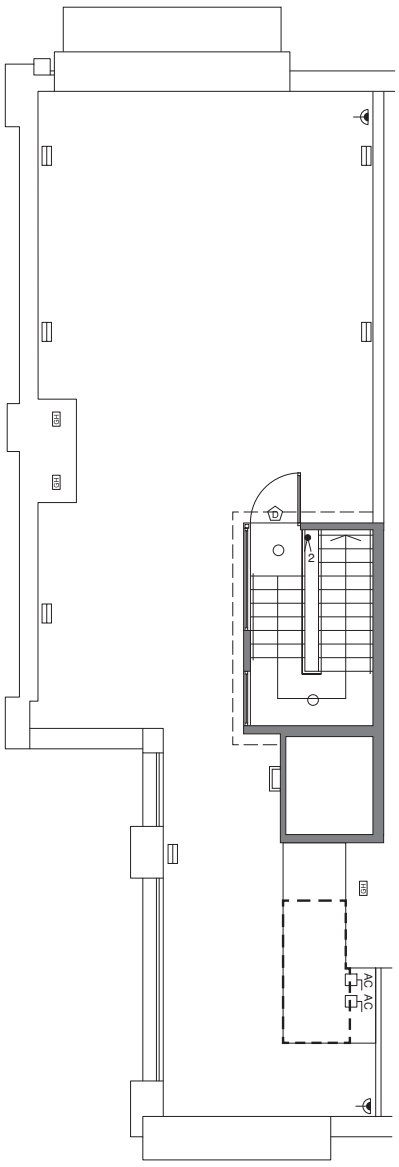

Roof
天台

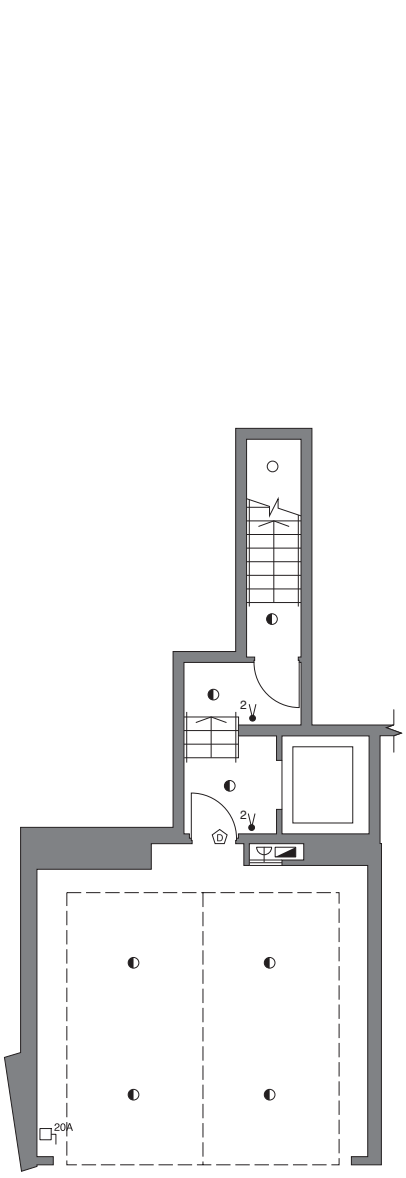

Lower ground floor
地下低層

Legend 圖例

- M.C.B. Board 總電掣箱
- 1-Gang 1-Way Lighting Switch 1位1路燈掣
- 1-Gang 2-Way Lighting Switch 1位2路燈掣
- 1-Way Lighting Switch (n denotes no. of gangs) 1路燈掣(n代表位數)
- 2-Way Lighting Switch (n denotes no. of gangs) 2路燈掣(n代表位數)
- Double Pole Switch 雙極開關掣
- 13A Single Socket Outlet 13A單位電插座
- 13A Twin Socket Outlet 13A雙位電插座
- 13A Weatherproof Single Socket Outlet 13A單位防水電插座
- Recessed Downlight 暗藏式天花燈
- Lamp Holder 燈位
- Heat Lamp 暖燈
- Fluorescent Tube 光管
- Wall Lamp 牆燈
- Recessed Wall Light 暗藏式牆燈
- Weatherproof Spotlight 防水射燈
- 20A Double Pole Isolator 20A雙極開關掣
- Isolator for Lift 升降機開關掣
- Telephone Points 電話插座
- TV/FM Points 電視及電台接收插座
- Television 電視
- Speaker 揚聲器
- Door Bell 門鈴
- Video Doorphone 視像對講機
- Video Doorphone Panel 視像對講機監控箱
- Intercom 對講機
- Door Magnetic Contact 門磁感應器
- Glass Break Sensor 玻璃爆破偵測器
- Panic Alarm 求救警鐘
- Security Panel 保安監控箱
- Lift Panel 升降機監控箱
- Isolator for Air-conditioning Outdoor Unit 冷氣室外機開關掣
- Air-conditioning Indoor Unit 冷氣室內機
- Air-conditioner Point 冷氣機接駁點
- Central Air-conditioner Controller 中央冷氣機控制器
- Washing Machine Connection Point (Water Inlet) 洗衣機接駁點（來水位）
- Washing Machine Connection Point (Water Outlet) 洗衣機接駁點（去水位）
- 6kW Electrical Water Heater 6千瓦電熱水爐
- Town Gas Meter 煤氣錶
- Town Gas Water Heater 煤氣熱水爐
- Town Gas Water Heater Remote Controller 煤氣熱水爐遙遠控制

Fittings, finishes and appliances
裝置、裝修物料及設備

Mechanical & Electrical Provisions Plans 機電裝置平面圖

House - House No. 18 together with Car Park Nos. B66 and B67
洋房 - 屋號18連同B66和B67號停車位

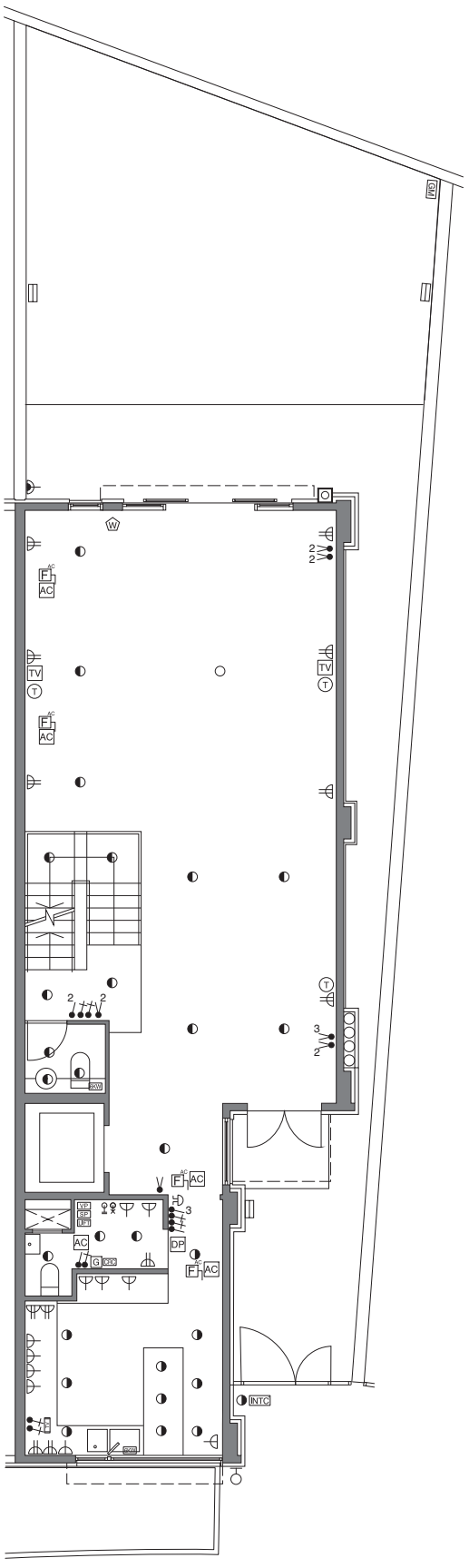

Ground floor
地下

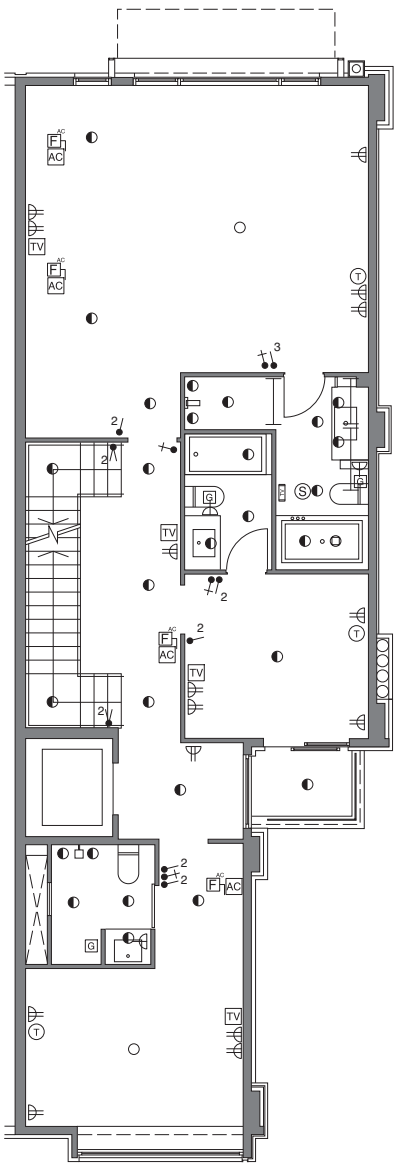

First floor
一樓

Fittings, finishes and appliances
裝置、裝修物料及設備

Mechanical & Electrical Provisions Plans 機電裝置平面圖

House - House No. 18 together with Car Park Nos. B66 and B67
洋房 - 屋號18連同B66和B67號停車位

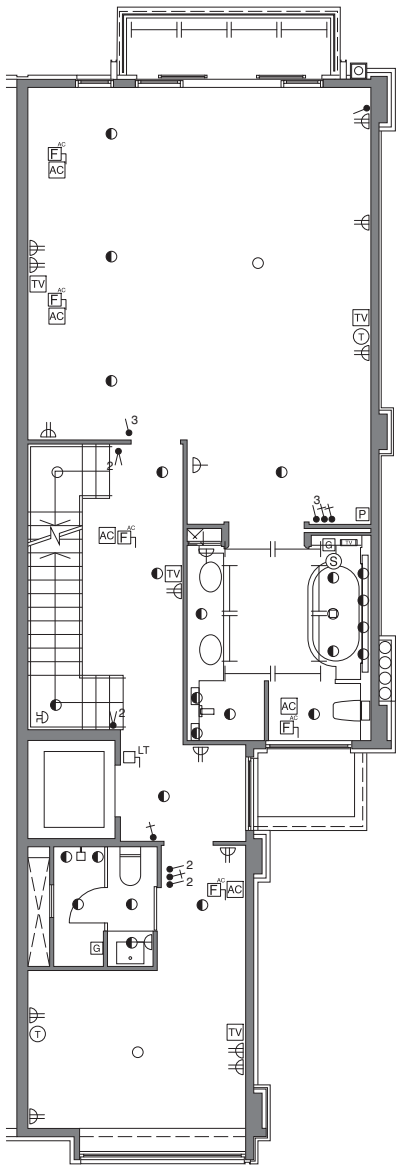

Second floor
二樓

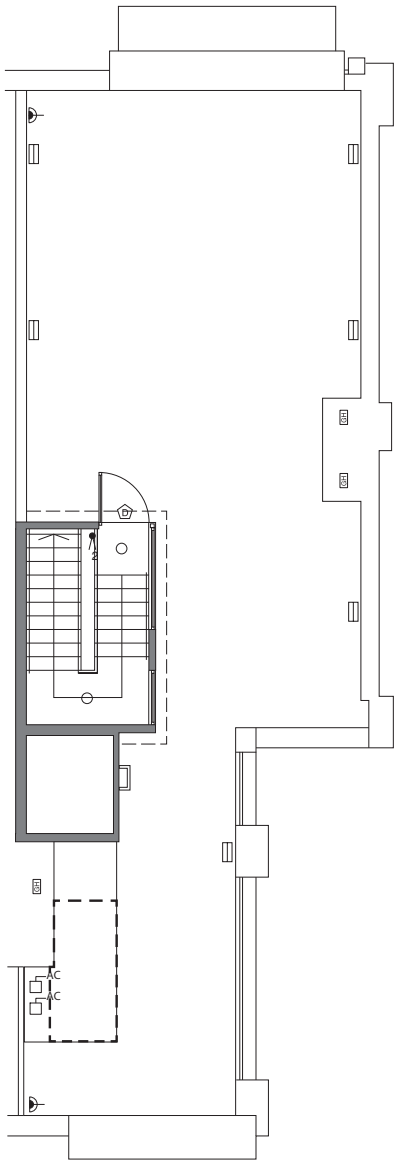

Roof
天台

Lower ground floor
地下低層

Legend 圖例

- M.C.B. Board 總電掣箱
- 1-Gang 1-Way Lighting Switch 1位1路燈掣
- 1-Gang 2-Way Lighting Switch 1位2路燈掣
- 1-Way Lighting Switch (n denotes no. of gangs) 1路燈掣(n代表位數)
- 2-Way Lighting Switch (n denotes no. of gangs) 2路燈掣(n代表位數)
- Double Pole Switch 雙極開關掣
- 13A Single Socket Outlet 13A單位電插座
- 13A Twin Socket Outlet 13A雙位電插座
- 13A Weatherproof Single Socket Outlet 13A單位防水電插座
- Recessed Downlight 暗藏式天花燈
- Lamp Holder 燈位
- Heat Lamp 暖燈
- Fluorescent Tube 光管
- Wall Lamp 牆燈
- Recessed Wall Light 暗藏式牆燈
- Weatherproof Spotlight 防水射燈
- 20A Double Pole Isolator 20A雙極開關掣
- Isolator for Lift 升降機開關掣
- Telephone Points 電話插座
- TV/FM Points 電視及電台接收插座
- Television 電視
- Speaker 揚聲器
- Door Bell 門鈴
- Video Doorphone 視像對講機
- Video Doorphone Panel 視像對講機監控箱
- Intercom 對講機
- Door Magnetic Contact 門磁感應器
- Glass Break Sensor 玻璃爆破偵測器
- Panic Alarm 求救警鐘
- Security Panel 保安監控箱
- Lift Panel 升降機監控箱
- Isolator for Air-conditioning Outdoor Unit 冷氣室外機開關掣
- Air-conditioning Indoor Unit 冷氣室內機
- Air-conditioner Point 冷氣機接駁點
- Central Air-conditioner Controller 中央冷氣機控制器
- Washing Machine Connection Point (Water Inlet) 洗衣機接駁點（來水位）
- Washing Machine Connection Point (Water Outlet) 洗衣機接駁點（去水位）
- 6kW Electrical Water Heater 6千瓦電熱水爐
- Town Gas Meter 煤氣錶
- Town Gas Water Heater 煤氣熱水爐
- Town Gas Water Heater Remote Controller 煤氣熱水爐遙遠控制

Fittings, finishes and appliances
裝置、裝修物料及設備

Mechanical & Electrical Provisions Plans 機電裝置平面圖

House - House No. 19 together with Car Park Nos. B63 and B65
洋房 - 屋號19連同B63和B65號停車位

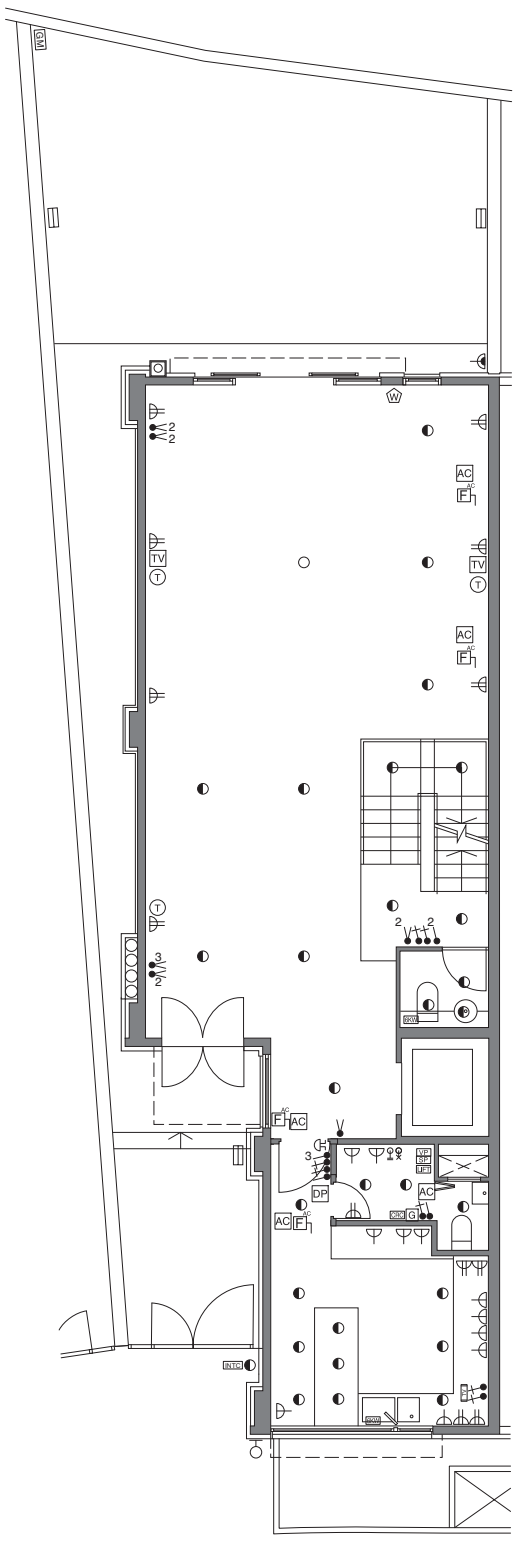

Ground floor
地下

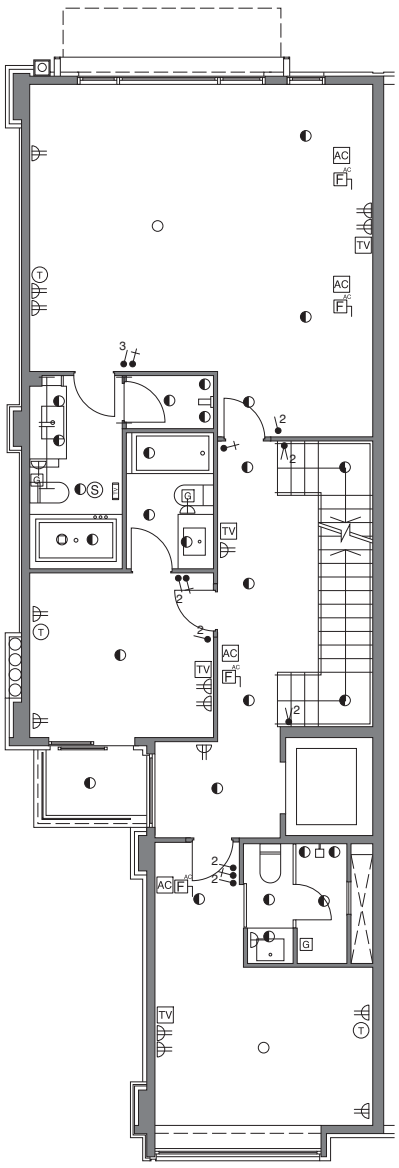

First floor
一樓

Fittings, finishes and appliances
裝置、裝修物料及設備

Mechanical & Electrical Provisions Plans 機電裝置平面圖

House - House No. 19 together with Car Park Nos. B63 and B65
洋房 - 屋號19連同B63和B65號停車位

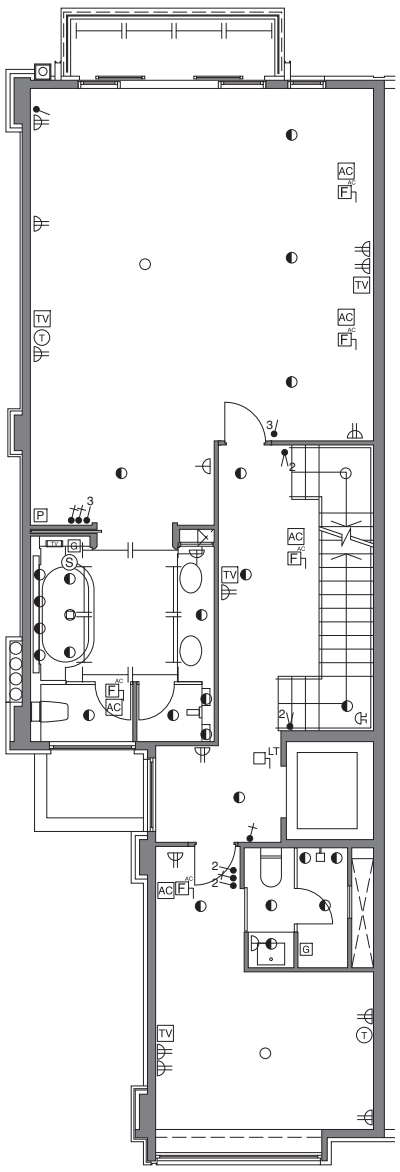

Second floor
二樓

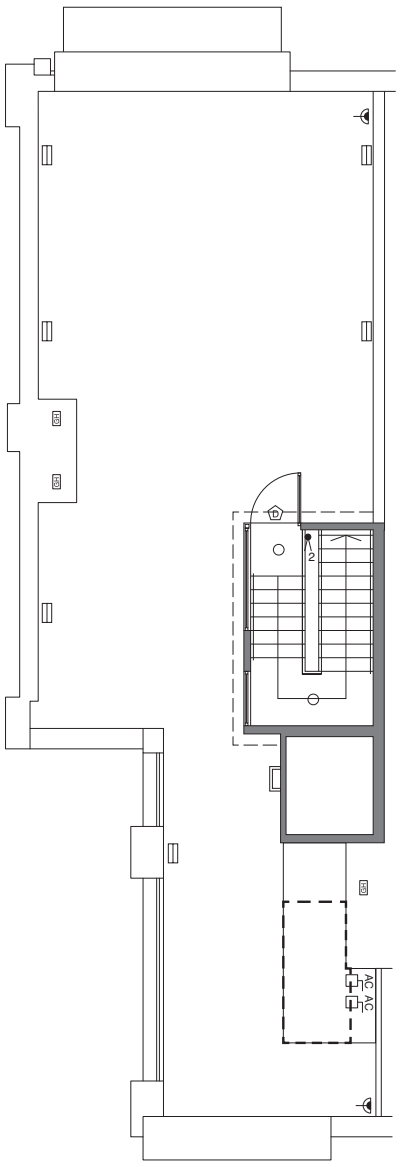

Roof
天台

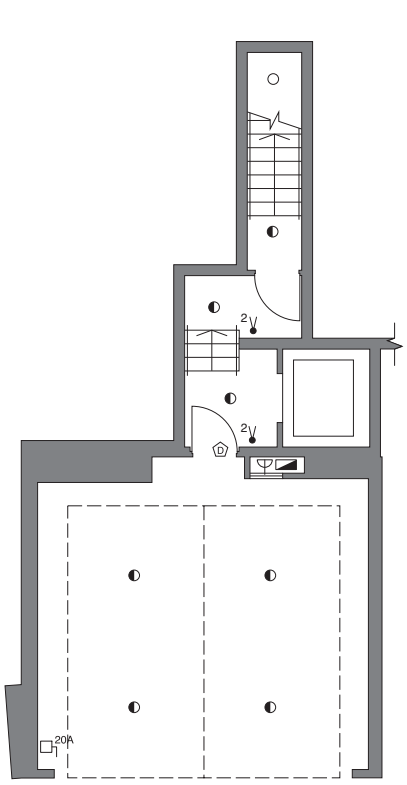

Lower ground floor
地下低層

Legend 圖例

- M.C.B. Board 總電掣箱
- 1-Gang 1-Way Lighting Switch 1位1路燈掣
- 1-Gang 2-Way Lighting Switch 1位2路燈掣
- 1-Way Lighting Switch (n denotes no. of gangs) 1路燈掣(n代表位數)
- 2-Way Lighting Switch (n denotes no. of gangs) 2路燈掣(n代表位數)
- Double Pole Switch 雙極開關掣
- 13A Single Socket Outlet 13A單位電插座
- 13A Twin Socket Outlet 13A雙位電插座
- 13A Weatherproof Single Socket Outlet 13A單位防水電插座
- Recessed Downlight 暗藏式天花燈
- Lamp Holder 燈位
- Heat Lamp 暖燈
- Fluorescent Tube 光管
- Wall Lamp 牆燈
- Recessed Wall Light 暗藏式牆燈
- Weatherproof Spotlight 防水射燈
- 20A Double Pole Isolator 20A雙極開關掣
- Isolator for Lift 升降機開關掣
- Telephone Points 電話插座
- TV/FM Points 電視及電台接收插座
- Television 電視
- Speaker 揚聲器
- Door Bell 門鈴
- Video Doorphone 視像對講機
- Video Doorphone Panel 視像對講機監控箱
- Intercom 對講機
- Door Magnetic Contact 門磁感應器
- Glass Break Sensor 玻璃爆破偵測器
- Panic Alarm 求救警鐘
- Security Panel 保安監控箱
- Lift Panel 升降機監控箱
- Isolator for Air-conditioning Outdoor Unit 冷氣室外機開關掣
- Air-conditioning Indoor Unit 冷氣室內機
- Air-conditioner Point 冷氣機接駁點
- Central Air-conditioner Controller 中央冷氣機控制器
- Washing Machine Connection Point (Water Inlet) 洗衣機接駁點（來水位）
- Washing Machine Connection Point (Water Outlet) 洗衣機接駁點（去水位）
- 6kW Electrical Water Heater 6千瓦電熱水爐
- Town Gas Meter 煤氣錶
- Town Gas Water Heater 煤氣熱水爐
- Town Gas Water Heater Remote Controller 煤氣熱水爐遙遠控制

Fittings, finishes and appliances
裝置、裝修物料及設備

Mechanical & Electrical Provisions Plans 機電裝置平面圖

House - House No. 20 together with Car Park Nos. B61 and B62
洋房 - 屋號20連同B61和B62號停車位

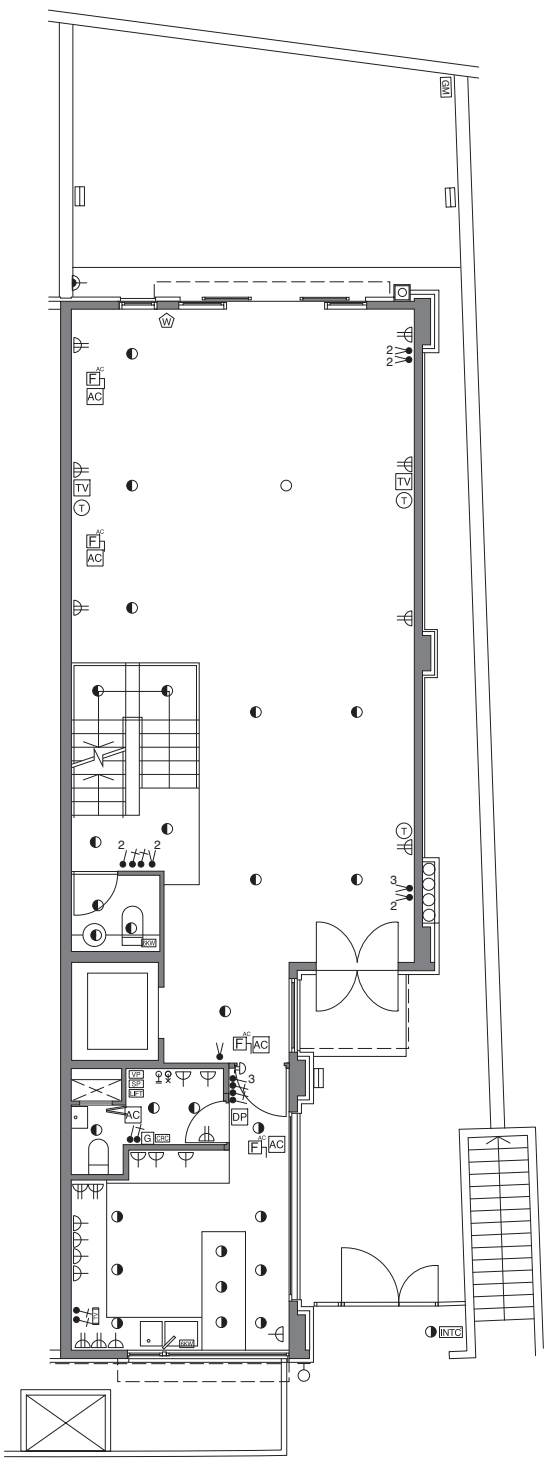

Ground floor
地下

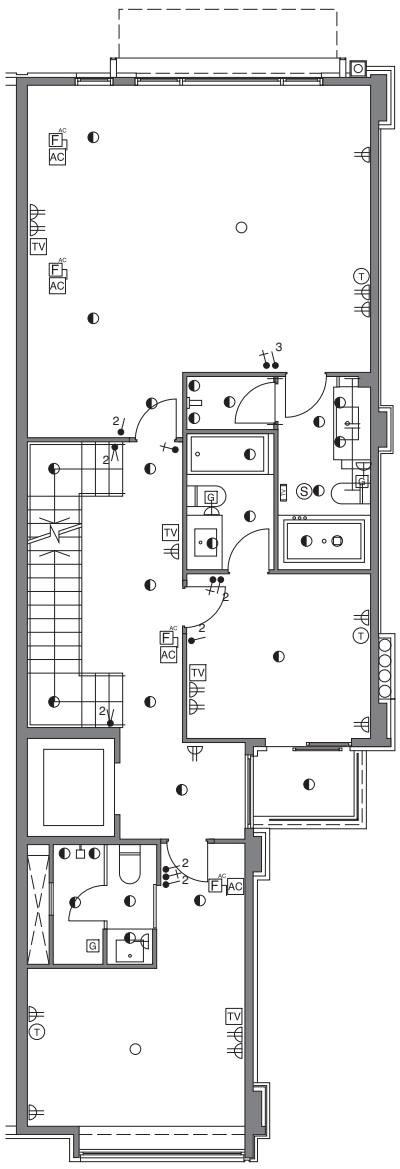

First floor
一樓

Fittings, finishes and appliances
裝置、裝修物料及設備

Mechanical & Electrical Provisions Plans 機電裝置平面圖

House - House No. 20 together with Car Park Nos. B61 and B62
洋房 - 屋號20連同B61和B62號停車位

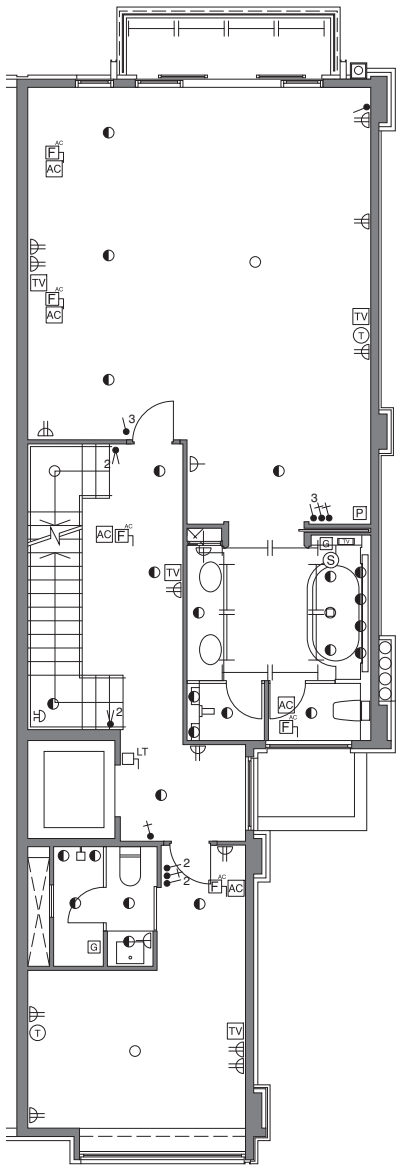

Second floor
二樓

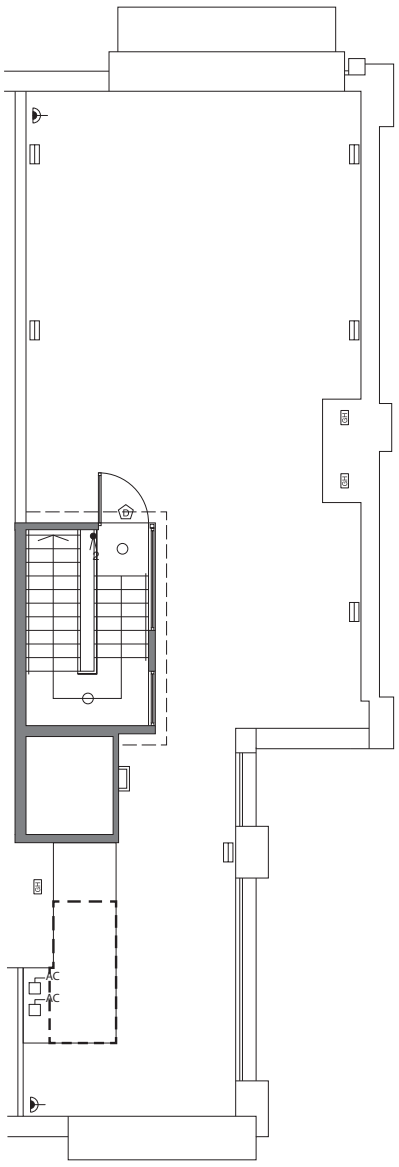

Roof
天台

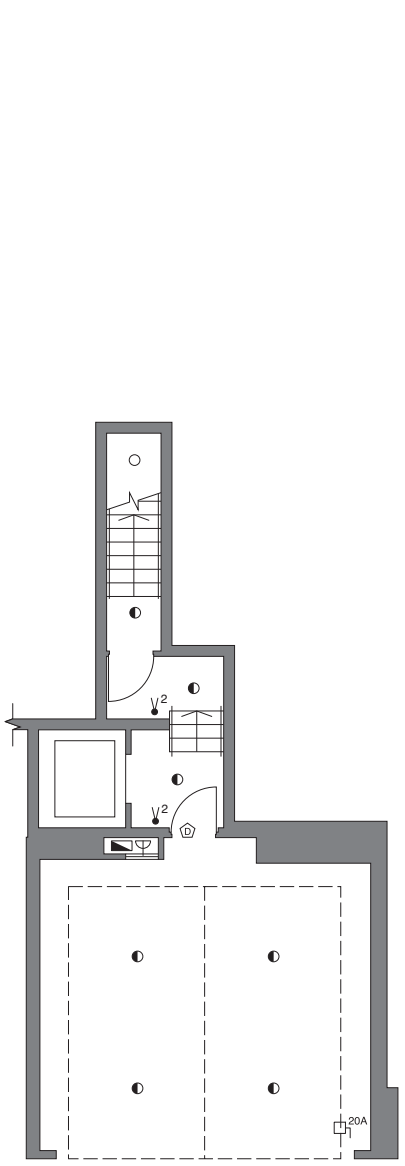

Lower ground floor
地下低層

Legend 圖例

- M.C.B. Board 總電掣箱
- 1-Gang 1-Way Lighting Switch 1位1路燈掣
- 1-Gang 2-Way Lighting Switch 1位2路燈掣
- 1-Way Lighting Switch (n denotes no. of gangs) 1路燈掣(n代表位數)
- 2-Way Lighting Switch (n denotes no. of gangs) 2路燈掣(n代表位數)
- Double Pole Switch 雙極開關掣
- 13A Single Socket Outlet 13A單位電插座
- 13A Twin Socket Outlet 13A雙位電插座
- 13A Weatherproof Single Socket Outlet 13A單位防水電插座
- Recessed Downlight 暗藏式天花燈
- Lamp Holder 燈位
- Heat Lamp 暖燈
- Fluorescent Tube 光管
- Wall Lamp 牆燈
- Recessed Wall Light 暗藏式牆燈
- Weatherproof Spotlight 防水射燈
- 20A Double Pole Isolator 20A雙極開關掣
- Isolator for Lift 升降機開關掣
- Telephone Points 電話插座
- TV/FM Points 電視及電台接收插座
- Television 電視
- Speaker 揚聲器
- Door Bell 門鈴
- Video Doorphone 視像對講機
- Video Doorphone Panel 視像對講機監控箱
- Intercom 對講機
- Door Magnetic Contact 門磁感應器
- Glass Break Sensor 玻璃爆破偵測器
- Panic Alarm 求救警鐘
- Security Panel 保安監控箱
- Lift Panel 升降機監控箱
- Isolator for Air-conditioning Outdoor Unit 冷氣室外機開關掣
- Air-conditioning Indoor Unit 冷氣室內機
- Air-conditioner Point 冷氣機接駁點
- Central Air-conditioner Controller 中央冷氣機控制器
- Washing Machine Connection Point (Water Inlet) 洗衣機接駁點（來水位）
- Washing Machine Connection Point (Water Outlet) 洗衣機接駁點（去水位）
- 6kW Electrical Water Heater 6千瓦電熱水爐
- Town Gas Meter 煤氣錶
- Town Gas Water Heater 煤氣熱水爐
- Town Gas Water Heater Remote Controller 煤氣熱水爐遙遠控制

Fittings, finishes and appliances
裝置、裝修物料及設備

Mechanical & Electrical Provisions Plans 機電裝置平面圖

House - House No. 21 together with Car Park Nos. B59 and B60
洋房 - 屋號21連同B59和B60號停車位

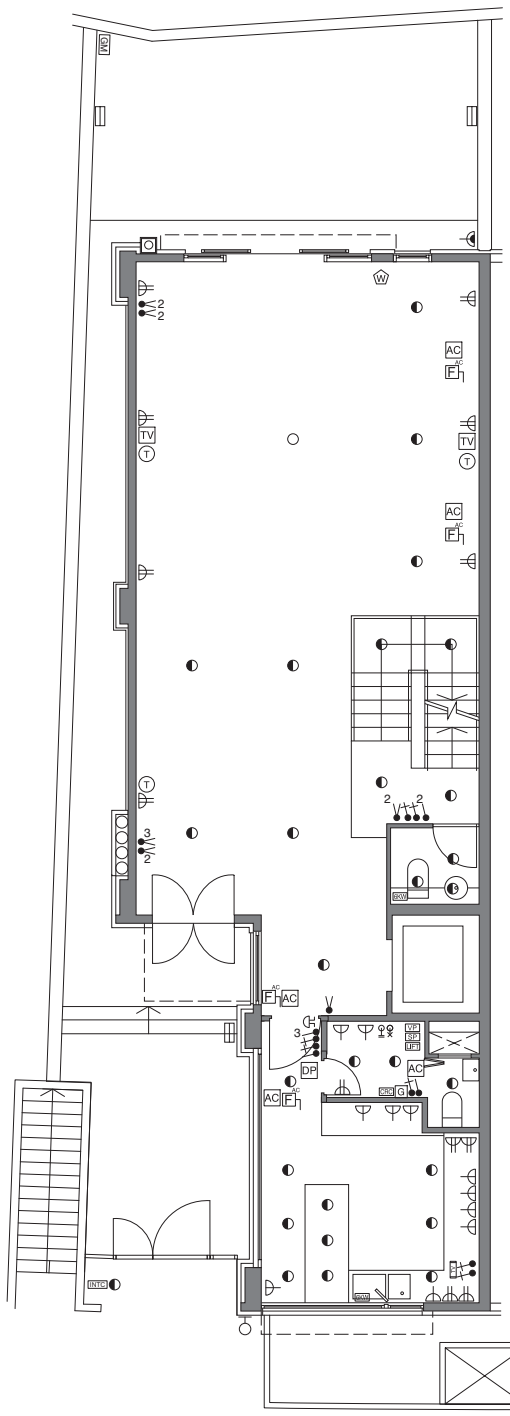

Ground floor
地下

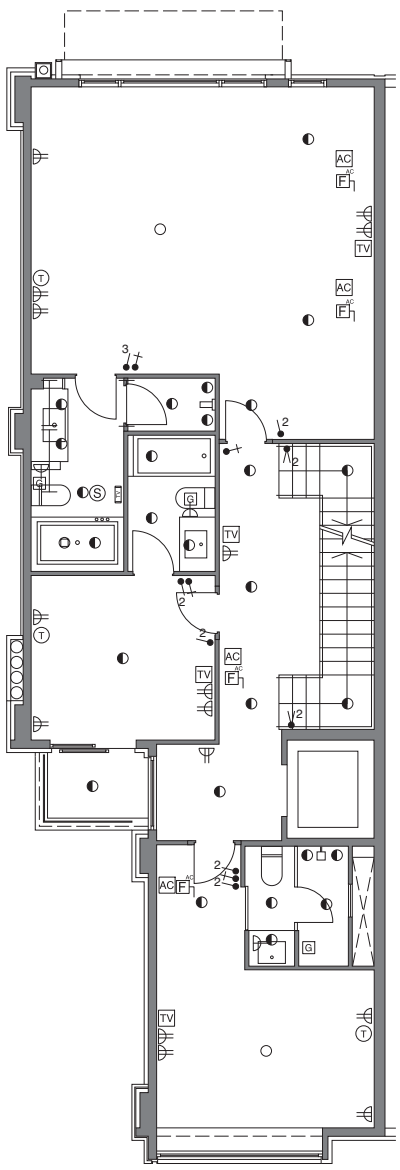

First floor
一樓

Fittings, finishes and appliances
裝置、裝修物料及設備

Mechanical & Electrical Provisions Plans 機電裝置平面圖

House - House No. 21 together with Car Park Nos. B59 and B60
洋房 - 屋號21連同B59和B60號停車位

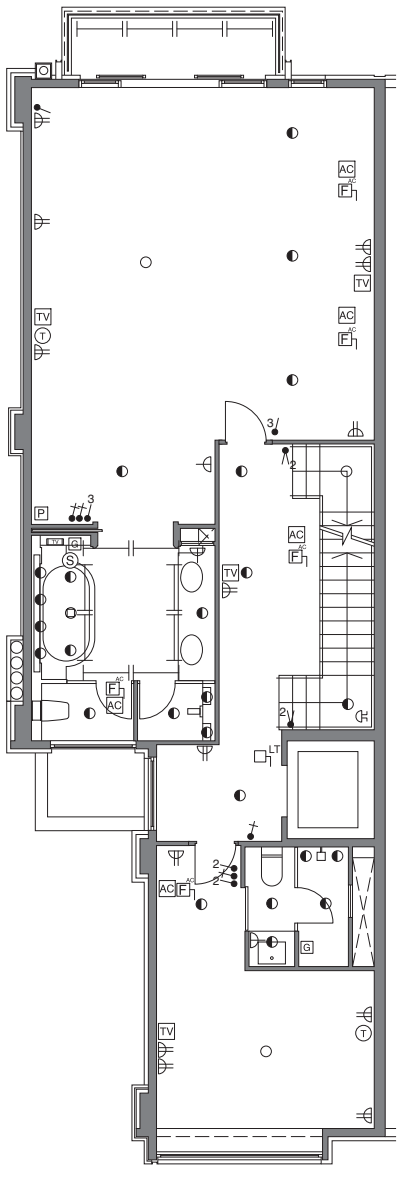

Second floor
二樓

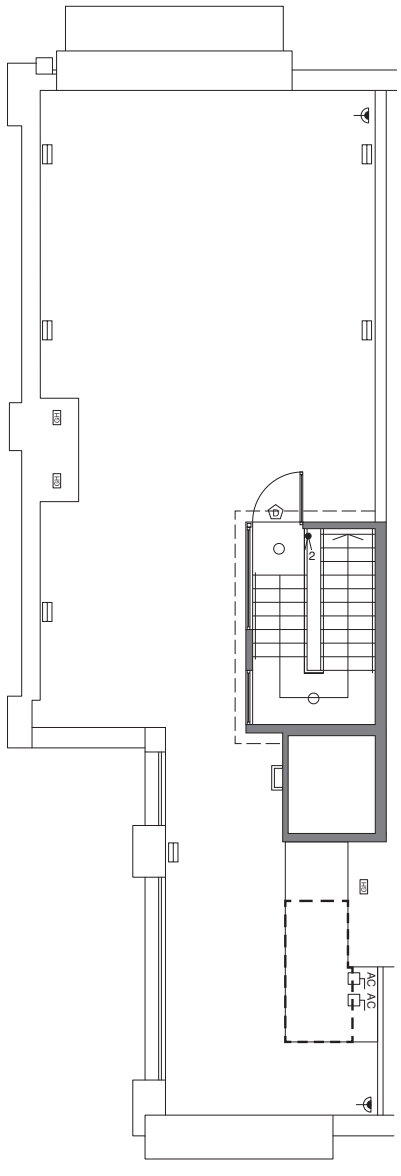

Roof
天台

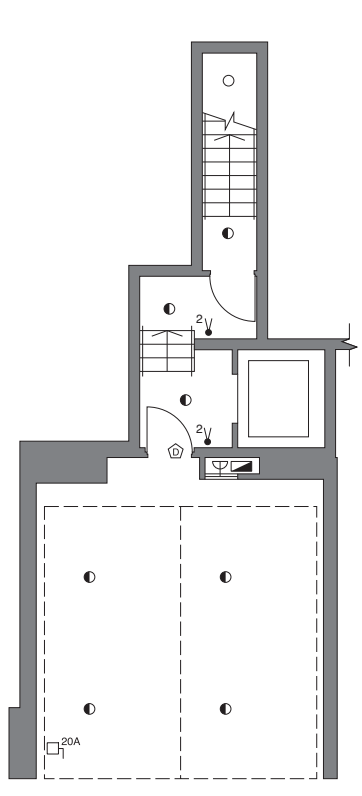

Lower ground floor
地下低層

Legend 圖例

- M.C.B. Board 總電掣箱
- 1-Gang 1-Way Lighting Switch 1位1路燈掣
- 1-Gang 2-Way Lighting Switch 1位2路燈掣
- 1-Way Lighting Switch (n denotes no. of gangs) 1路燈掣(n代表位數)
- 2-Way Lighting Switch (n denotes no. of gangs) 2路燈掣(n代表位數)
- Double Pole Switch 雙極開關掣
- 13A Single Socket Outlet 13A單位電插座
- 13A Twin Socket Outlet 13A雙位電插座
- 13A Weatherproof Single Socket Outlet 13A單位防水電插座
- Recessed Downlight 暗藏式天花燈
- Lamp Holder 燈位
- Heat Lamp 暖燈
- Fluorescent Tube 光管
- Wall Lamp 牆燈
- Recessed Wall Light 暗藏式牆燈
- Weatherproof Spotlight 防水射燈
- 20A Double Pole Isolator 20A雙極開關掣
- Isolator for Lift 升降機開關掣
- Telephone Points 電話插座
- TV/FM Points 電視及電台接收插座
- Television 電視
- Speaker 揚聲器
- Door Bell 門鈴
- Video Doorphone 視像對講機
- Video Doorphone Panel 視像對講機監控箱
- Intercom 對講機
- Door Magnetic Contact 門磁感應器
- Glass Break Sensor 玻璃爆破偵測器
- Panic Alarm 求救警鐘
- Security Panel 保安監控箱
- Lift Panel 升降機監控箱
- Isolator for Air-conditioning Outdoor Unit 冷氣室外機開關掣
- Air-conditioning Indoor Unit 冷氣室內機
- Air-conditioner Point 冷氣機接駁點
- Central Air-conditioner Controller 中央冷氣機控制器
- Washing Machine Connection Point (Water Inlet) 洗衣機接駁點（來水位）
- Washing Machine Connection Point (Water Outlet) 洗衣機接駁點（去水位）
- 6kW Electrical Water Heater 6千瓦電熱水爐
- Town Gas Meter 煤氣錶
- Town Gas Water Heater 煤氣熱水爐
- Town Gas Water Heater Remote Controller 煤氣熱水爐遙遠控制

Fittings, finishes and appliances
裝置、裝修物料及設備

Mechanical & Electrical Provisions Plans 機電裝置平面圖

House - House No. 22 together with Car Park Nos. B57 and B58
洋房 - 屋號22連同B57和B58號停車位

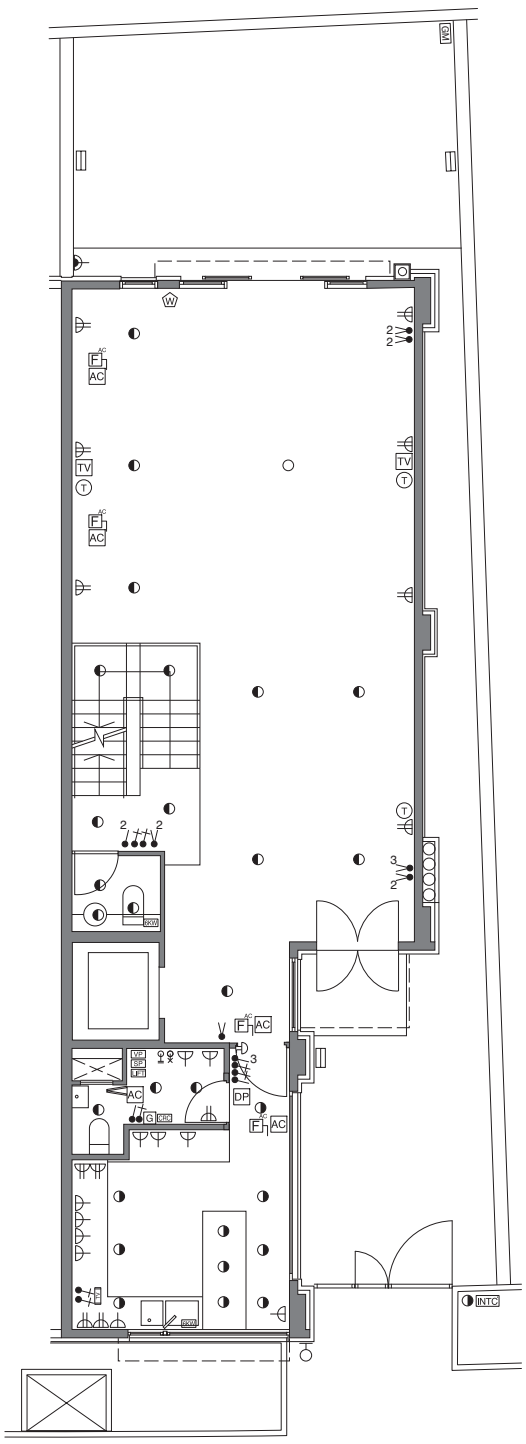

Ground floor
地下

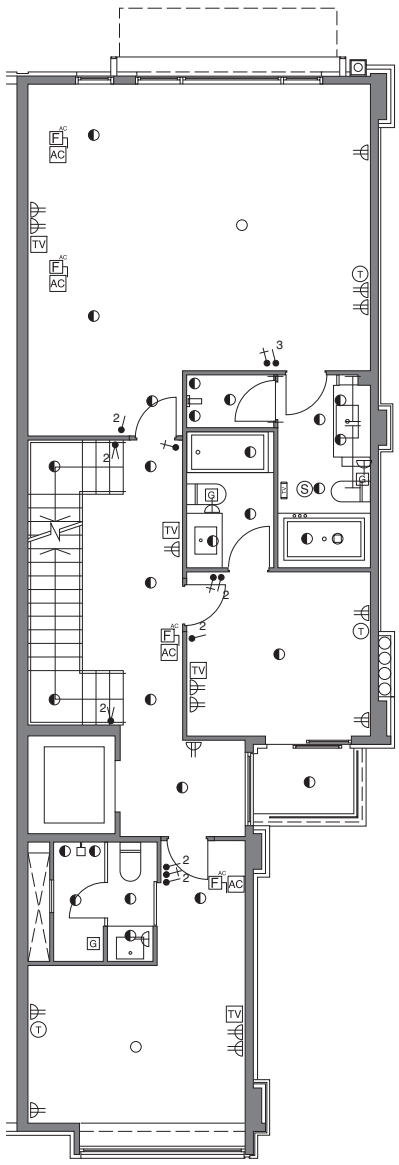

First floor
一樓

Fittings, finishes and appliances
裝置、裝修物料及設備

Mechanical & Electrical Provisions Plans 機電裝置平面圖

House - House No. 22 together with Car Park Nos. B57 and B58
洋房 - 屋號22連同B57和B58號停車位

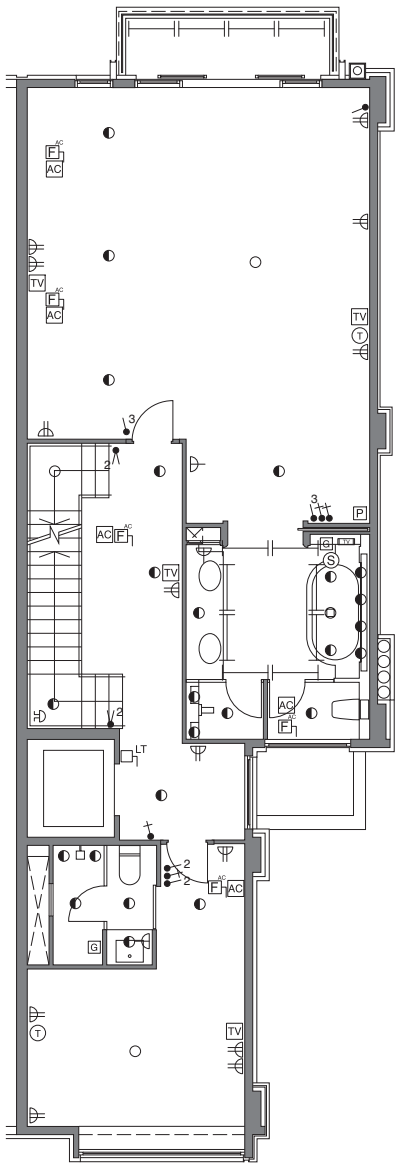

Second floor
二樓

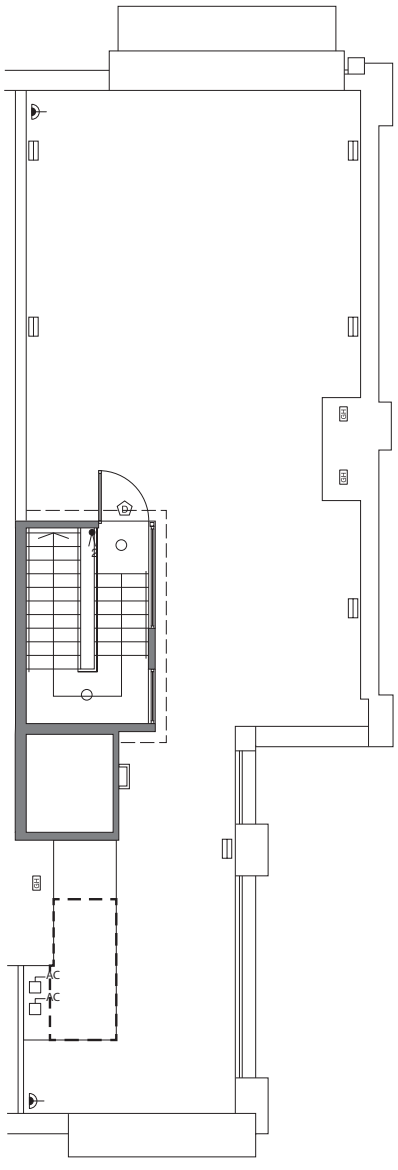

Roof
天台

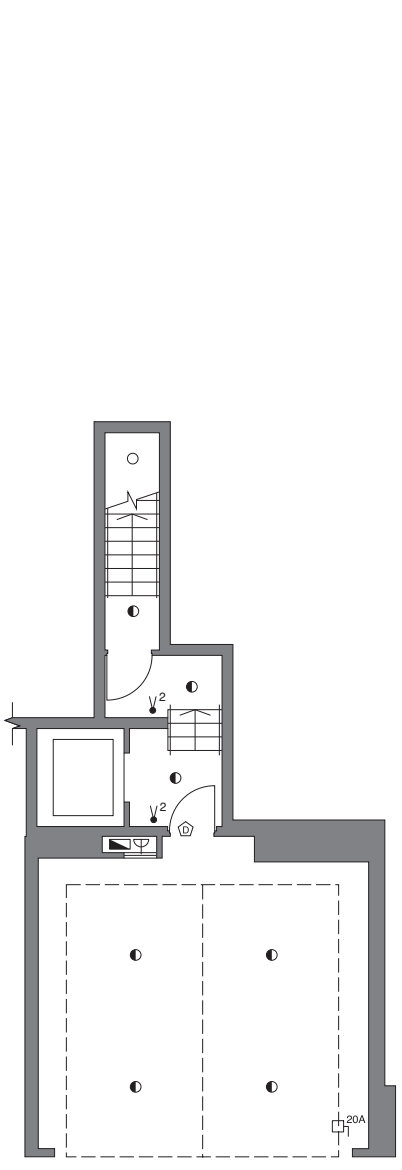

Lower ground floor
地下低層

Legend 圖例

- M.C.B. Board 總電掣箱
- 1-Gang 1-Way Lighting Switch 1位1路燈掣
- 1-Gang 2-Way Lighting Switch 1位2路燈掣
- 1-Way Lighting Switch (n denotes no. of gangs) 1路燈掣(n代表位數)
- 2-Way Lighting Switch (n denotes no. of gangs) 2路燈掣(n代表位數)
- Double Pole Switch 雙極開關掣
- 13A Single Socket Outlet 13A單位電插座
- 13A Twin Socket Outlet 13A雙位電插座
- 13A Weatherproof Single Socket Outlet 13A單位防水電插座
- Recessed Downlight 暗藏式天花燈
- Lamp Holder 燈位
- Heat Lamp 暖燈
- Fluorescent Tube 光管
- Wall Lamp 牆燈
- Recessed Wall Light 暗藏式牆燈
- Weatherproof Spotlight 防水射燈
- 20A Double Pole Isolator 20A雙極開關掣
- Isolator for Lift 升降機開關掣
- Telephone Points 電話插座
- TV/FM Points 電視及電台接收插座
- Television 電視
- Speaker 揚聲器
- Door Bell 門鈴
- Video Doorphone 視像對講機
- Video Doorphone Panel 視像對講機監控箱
- Intercom 對講機
- Door Magnetic Contact 門磁感應器
- Glass Break Sensor 玻璃爆破偵測器
- Panic Alarm 求救警鐘
- Security Panel 保安監控箱
- Lift Panel 升降機監控箱
- Isolator for Air-conditioning Outdoor Unit 冷氣室外機開關掣
- Air-conditioning Indoor Unit 冷氣室內機
- Air-conditioner Point 冷氣機接駁點
- Central Air-conditioner Controller 中央冷氣機控制器
- Washing Machine Connection Point (Water Inlet) 洗衣機接駁點（來水位）
- Washing Machine Connection Point (Water Outlet) 洗衣機接駁點（去水位）
- 6kW Electrical Water Heater 6千瓦電熱水爐
- Town Gas Meter 煤氣錶
- Town Gas Water Heater 煤氣熱水爐
- Town Gas Water Heater Remote Controller 煤氣熱水爐遙遠控制

Fittings, finishes and appliances
裝置、裝修物料及設備

Mechanical & Electrical Provisions Plans 機電裝置平面圖

House - House No. 23 together with Car Park Nos.B55 and B56
洋房 - 屋號23連同B55和B56號停車位

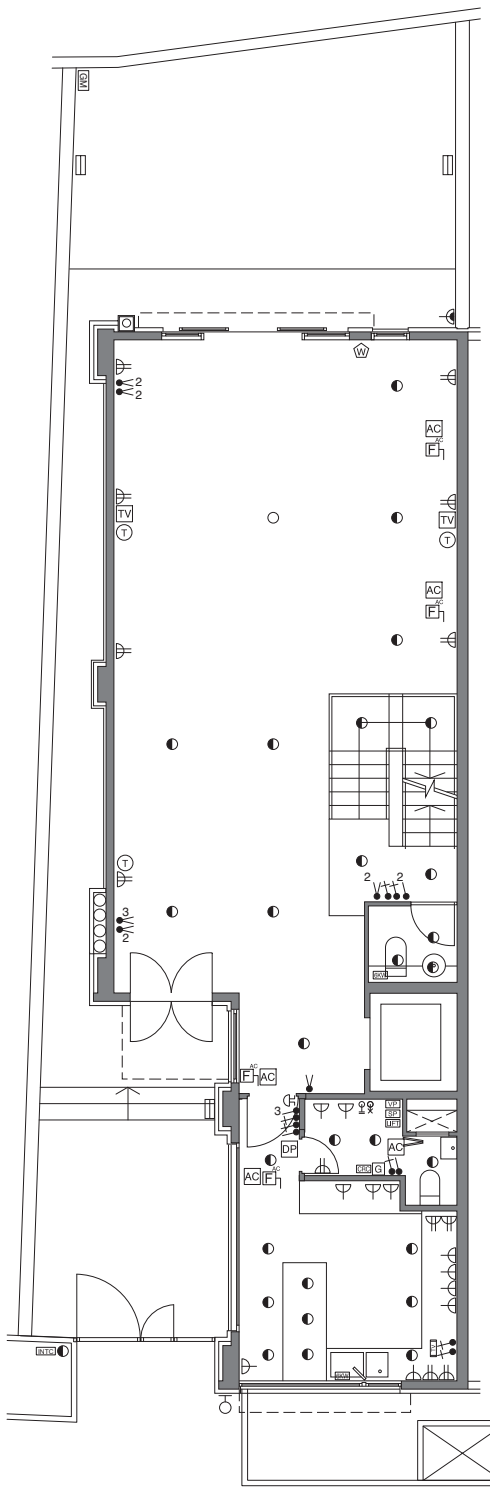

Ground floor
地下

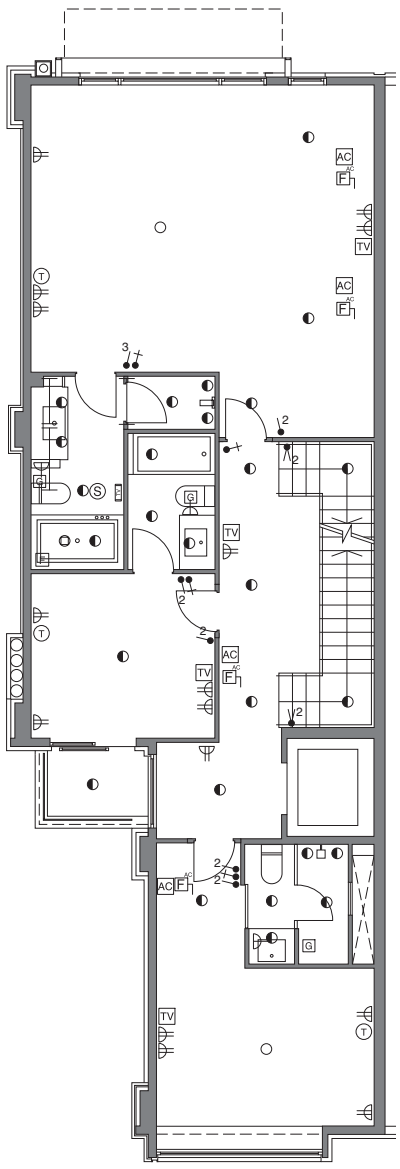

First floor
一樓

Fittings, finishes and appliances
裝置、裝修物料及設備

Mechanical & Electrical Provisions Plans 機電裝置平面圖

House - House No. 23 together with Car Park Nos.B55 and B56
洋房 - 屋號23連同B55和B56號停車位

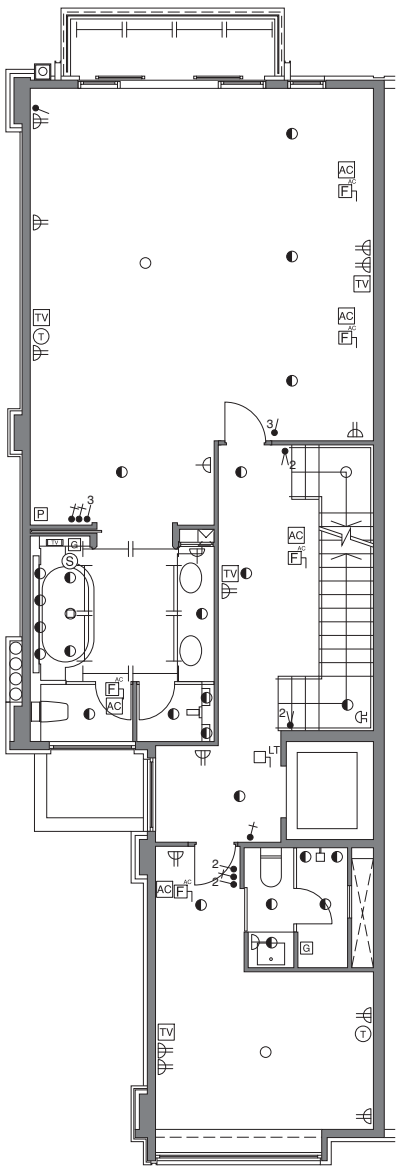

Second floor
二樓

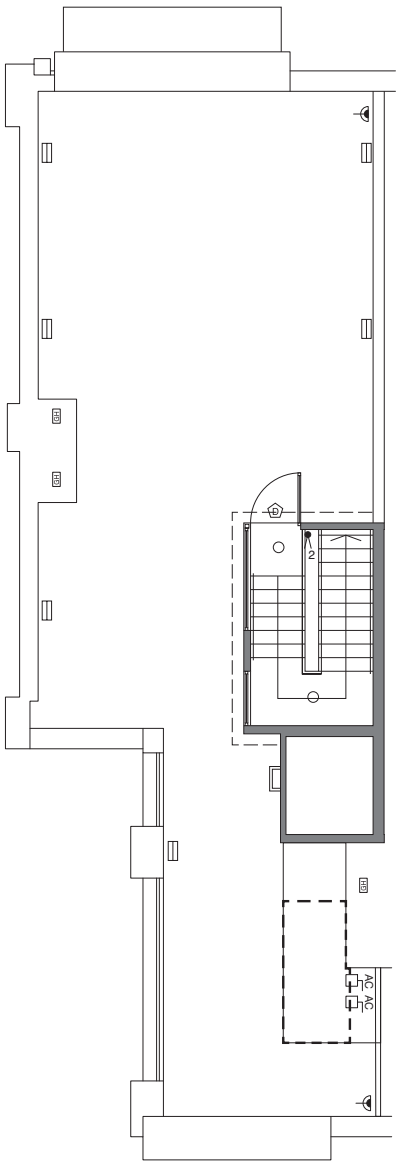

Roof
天台

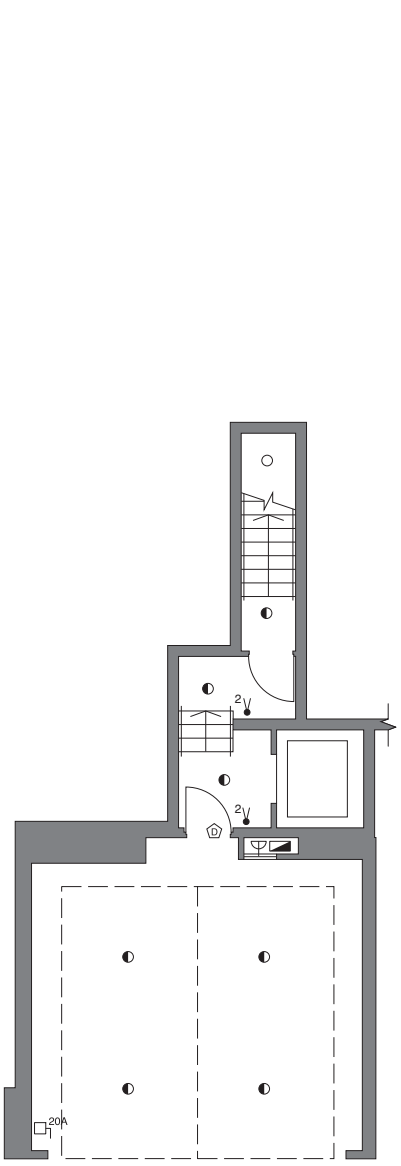

Lower ground floor
地下低層

Legend 圖例

- M.C.B. Board 總電掣箱
- 1-Gang 1-Way Lighting Switch 1位1路燈掣
- 1-Gang 2-Way Lighting Switch 1位2路燈掣
- 1-Way Lighting Switch (n denotes no. of gangs) 1路燈掣(n代表位數)
- 2-Way Lighting Switch (n denotes no. of gangs) 2路燈掣(n代表位數)
- Double Pole Switch 雙極開關掣
- 13A Single Socket Outlet 13A單位電插座
- 13A Twin Socket Outlet 13A雙位電插座
- 13A Weatherproof Single Socket Outlet 13A單位防水電插座
- Recessed Downlight 暗藏式天花燈
- Lamp Holder 燈位
- Heat Lamp 暖燈
- Fluorescent Tube 光管
- Wall Lamp 牆燈
- Recessed Wall Light 暗藏式牆燈
- Weatherproof Spotlight 防水射燈
- 20A Double Pole Isolator 20A雙極開關掣
- Isolator for Lift 升降機開關掣
- Telephone Points 電話插座
- TV/FM Points 電視及電台接收插座
- Television 電視
- Speaker 揚聲器
- Door Bell 門鈴
- Video Doorphone 視像對講機
- Video Doorphone Panel 視像對講機監控箱
- Intercom 對講機
- Door Magnetic Contact 門磁感應器
- Glass Break Sensor 玻璃爆破偵測器
- Panic Alarm 求救警鐘
- Security Panel 保安監控箱
- Lift Panel 升降機監控箱
- Isolator for Air-conditioning Outdoor Unit 冷氣室外機開關掣
- Air-conditioning Indoor Unit 冷氣室內機
- Air-conditioner Point 冷氣機接駁點
- Central Air-conditioner Controller 中央冷氣機控制器
- Washing Machine Connection Point (Water Inlet) 洗衣機接駁點（來水位）
- Washing Machine Connection Point (Water Outlet) 洗衣機接駁點（去水位）
- 6kW Electrical Water Heater 6千瓦電熱水爐
- Town Gas Meter 煤氣錶
- Town Gas Water Heater 煤氣熱水爐
- Town Gas Water Heater Remote Controller 煤氣熱水爐遙遠控制

Fittings, finishes and appliances
裝置、裝修物料及設備

Mechanical & Electrical Provisions Plans 機電裝置平面圖

House - House No. 25 together with Car Park Nos. B52 and B53
洋房 - 屋號25連同B52和B53號停車位

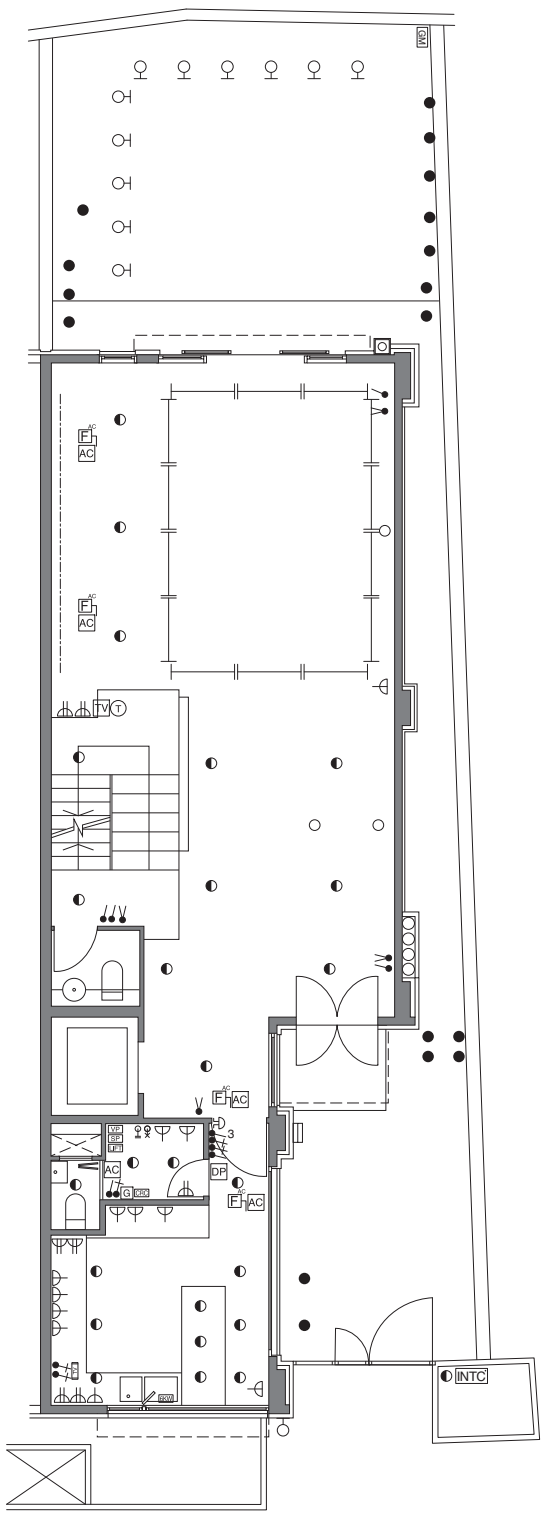

Ground floor
地下

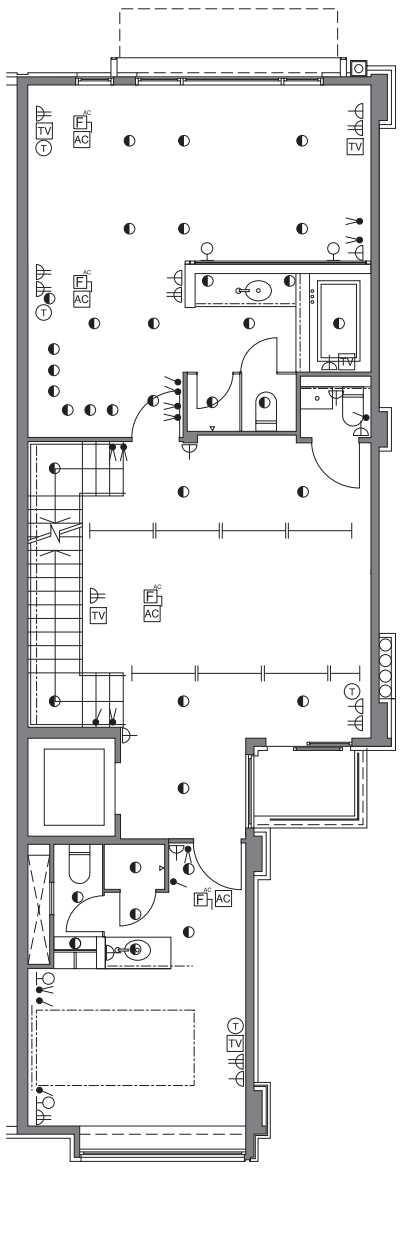

First floor
一樓

Fittings, finishes and appliances
裝置、裝修物料及設備

Mechanical & Electrical Provisions Plans 機電裝置平面圖

House - House No. 25 together with Car Park Nos. B52 and B53
洋房 - 屋號25連同B52和B53號停車位

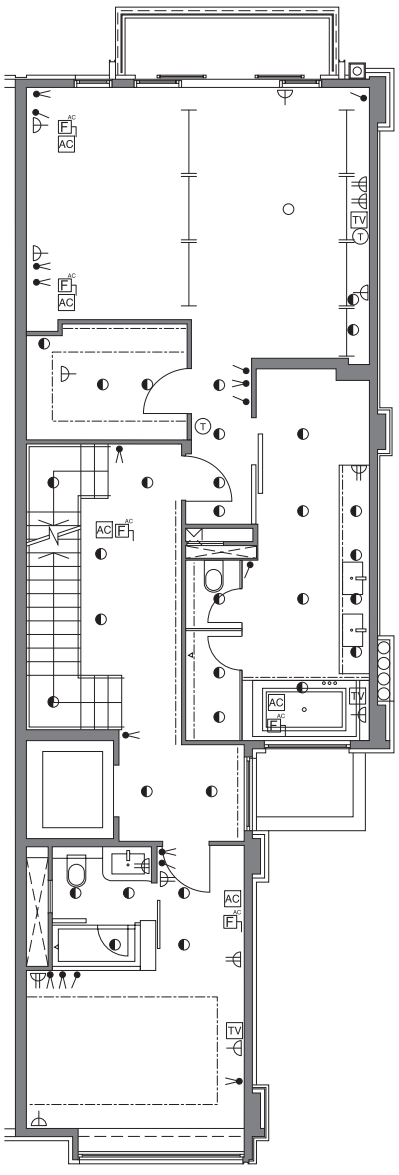

Second floor
二樓

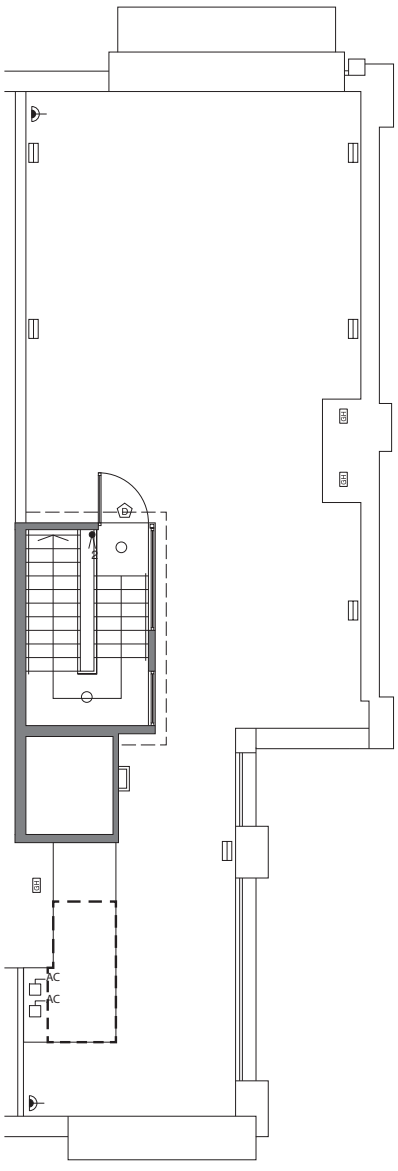

Roof
天台



Lower ground floor
地下低層

Legend 圖例

- M.C.B. Board 總電掣箱
- 1-Gang 1-Way Lighting Switch 1位1路燈掣
- 1-Gang 2-Way Lighting Switch 1位2路燈掣
- 1-Way Lighting Switch (n denotes no. of gangs) 1路燈掣(n代表位數)
- 2-Way Lighting Switch (n denotes no. of gangs) 2路燈掣(n代表位數)
- Double Pole Switch 雙極開關掣
- 13A Single Socket Outlet 13A單位電插座
- 13A Twin Socket Outlet 13A雙位電插座
- 13A Weatherproof Single Socket Outlet 13A單位防水電插座
- Recessed Downlight 暗藏式天花燈
- Lamp Holder 燈位
- Heat Lamp 暖燈
- Fluorescent Tube 光管
- Wall Lamp 牆燈
- Recessed Wall Light 暗藏式牆燈
- Weatherproof Spotlight 防水射燈
- 20A Double Pole Isolator 20A雙極開關掣
- Isolator for Lift 升降機開關掣
- Telephone Points 電話插座
- TV/FM Points 電視及電台接收插座
- Television 電視
- Speaker 揚聲器
- Door Bell 門鈴
- Video Doorphone 視像對講機
- Video Doorphone Panel 視像對講機監控箱
- Intercom 對講機
- Door Magnetic Contact 門磁感應器
- Glass Break Sensor 玻璃爆破偵測器
- Panic Alarm 求救警鐘
- Security Panel 保安監控箱
- Lift Panel 升降機監控箱
- Isolator for Air-conditioning Outdoor Unit 冷氣室外機開關掣
- Air-conditioning Indoor Unit 冷氣室內機
- Air-conditioner Point 冷氣機接駁點
- Central Air-conditioner Controller 中央冷氣機控制器
- Washing Machine Connection Point (Water Inlet) 洗衣機接駁點（來水位）
- Washing Machine Connection Point (Water Outlet) 洗衣機接駁點（去水位）
- 6kW Electrical Water Heater 6千瓦電熱水爐
- Town Gas Meter 煤氣錶
- Town Gas Water Heater 煤氣熱水爐
- Town Gas Water Heater Remote Controller 煤氣熱水爐遙遠控制
- LED Light Trough 發光二極管槽

Fittings, finishes and appliances
裝置、裝修物料及設備

Mechanical & Electrical Provisions Plans 機電裝置平面圖

House - House No. 26 together with Car Park Nos. B50 and B51
洋房 - 屋號26連同B50和B51號停車位

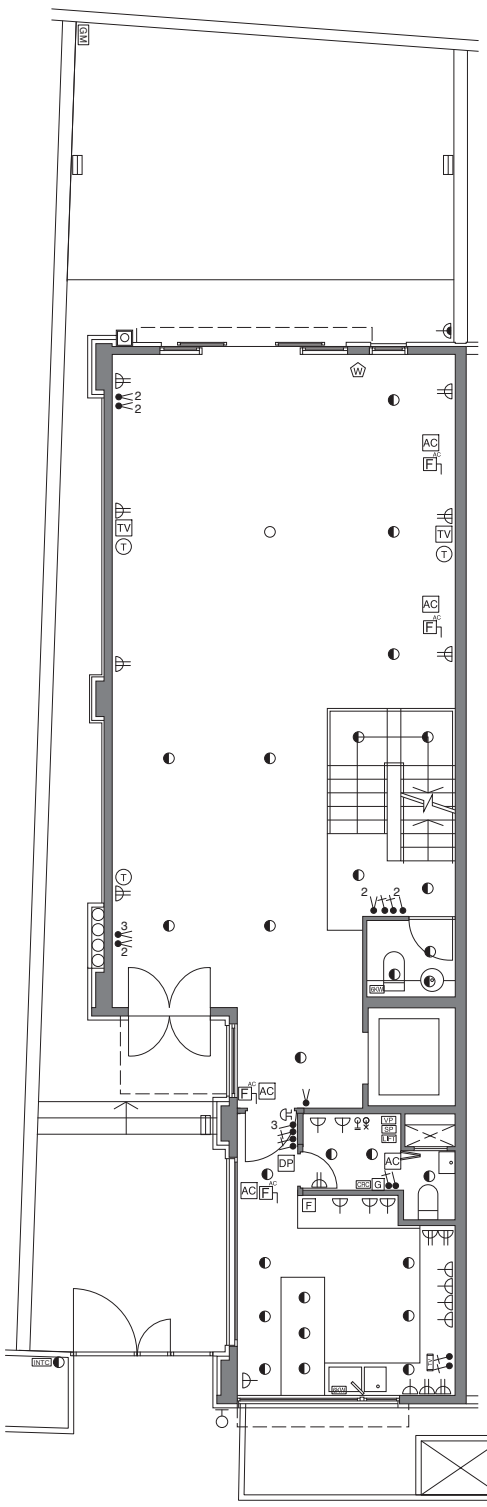

Ground floor
地下

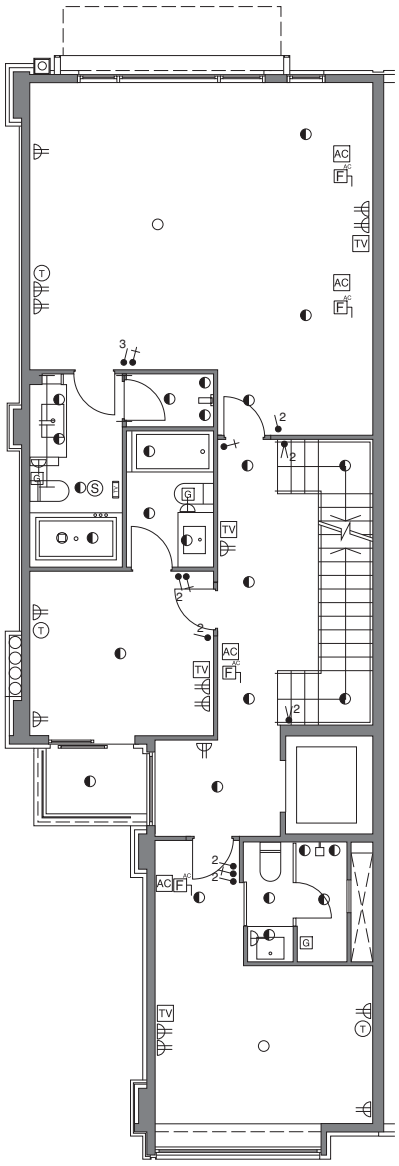

First floor
一樓

Fittings, finishes and appliances
裝置、裝修物料及設備

Mechanical & Electrical Provisions Plans 機電裝置平面圖

House - House No. 26 together with Car Park Nos. B50 and B51
洋房 - 屋號26連同B50和B51號停車位

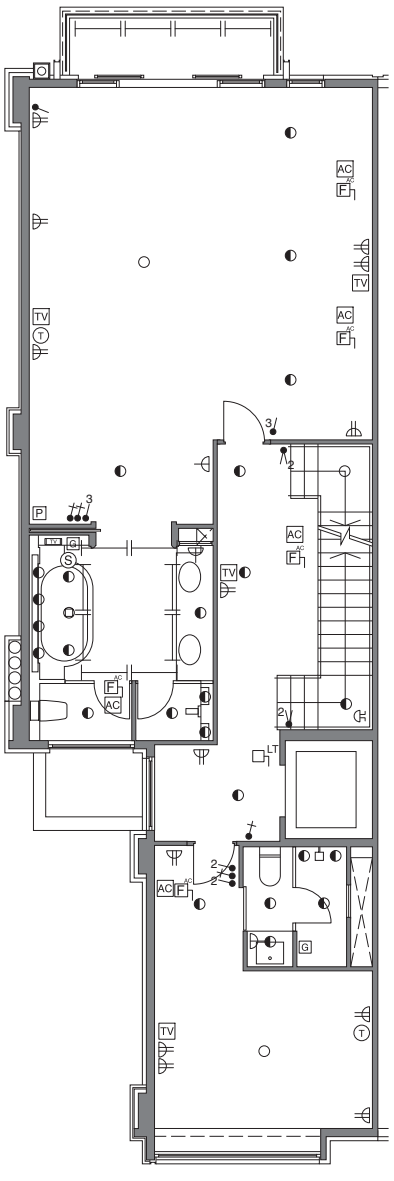

Second floor
二樓

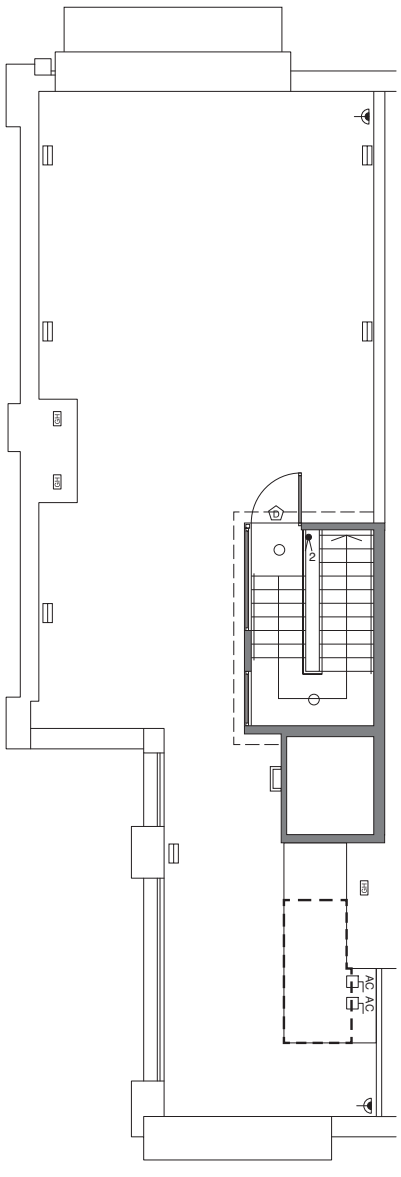

Roof
天台

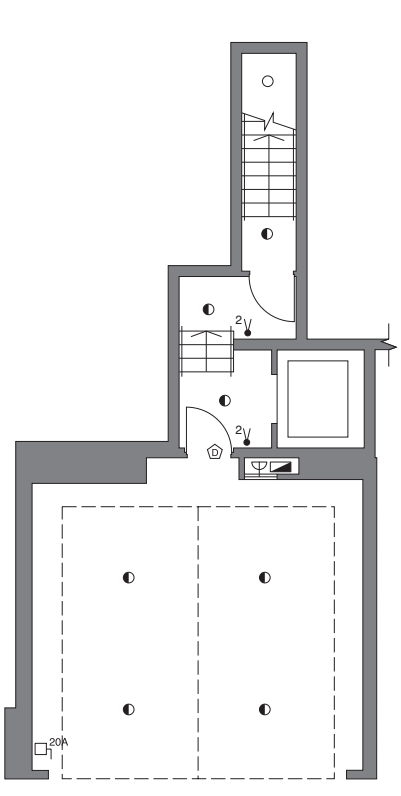

Lower ground floor
地下低層

Legend 圖例

- M.C.B. Board 總電掣箱
- 1-Gang 1-Way Lighting Switch 1位1路燈掣
- 1-Gang 2-Way Lighting Switch 1位2路燈掣
- 1-Way Lighting Switch (n denotes no. of gangs) 1路燈掣(n代表位數)
- 2-Way Lighting Switch (n denotes no. of gangs) 2路燈掣(n代表位數)
- Double Pole Switch 雙極開關掣
- 13A Single Socket Outlet 13A單位電插座
- 13A Twin Socket Outlet 13A雙位電插座
- 13A Weatherproof Single Socket Outlet 13A單位防水電插座
- Recessed Downlight 暗藏式天花燈
- Lamp Holder 燈位
- Heat Lamp 暖燈
- Fluorescent Tube 光管
- Wall Lamp 牆燈
- Recessed Wall Light 暗藏式牆燈
- Weatherproof Spotlight 防水射燈
- 20A Double Pole Isolator 20A雙極開關掣
- Isolator for Lift 升降機開關掣
- Telephone Points 電話插座
- TV/FM Points 電視及電台接收插座
- Television 電視
- Speaker 揚聲器
- Door Bell 門鈴
- Video Doorphone 視像對講機
- Video Doorphone Panel 視像對講機監控箱
- Intercom 對講機
- Door Magnetic Contact 門磁感應器
- Glass Break Sensor 玻璃爆破偵測器
- Panic Alarm 求救警鐘
- Security Panel 保安監控箱
- Lift Panel 升降機監控箱
- Isolator for Air-conditioning Outdoor Unit 冷氣室外機開關掣
- Air-conditioning Indoor Unit 冷氣室內機
- Air-conditioner Point 冷氣機接駁點
- Central Air-conditioner Controller 中央冷氣機控制器
- Washing Machine Connection Point (Water Inlet) 洗衣機接駁點（來水位）
- Washing Machine Connection Point (Water Outlet) 洗衣機接駁點（去水位）
- 6kW Electrical Water Heater 6千瓦電熱水爐
- Town Gas Meter 煤氣錶
- Town Gas Water Heater 煤氣熱水爐
- Town Gas Water Heater Remote Controller 煤氣熱水爐遙遠控制

Fittings, finishes and appliances
裝置、裝修物料及設備

Mechanical & Electrical Provisions Plans 機電裝置平面圖

House - House No. 27 together with Car Park Nos. B48 and B49
洋房 - 屋號27連同B48和B49號停車位

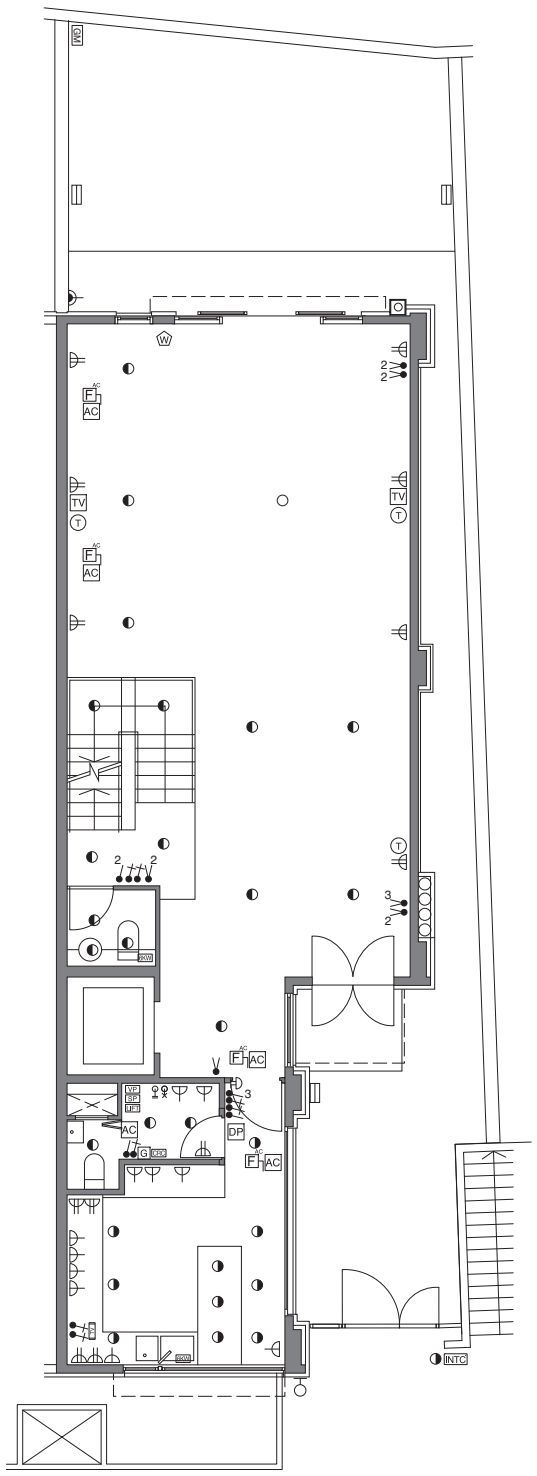

Ground floor
地下

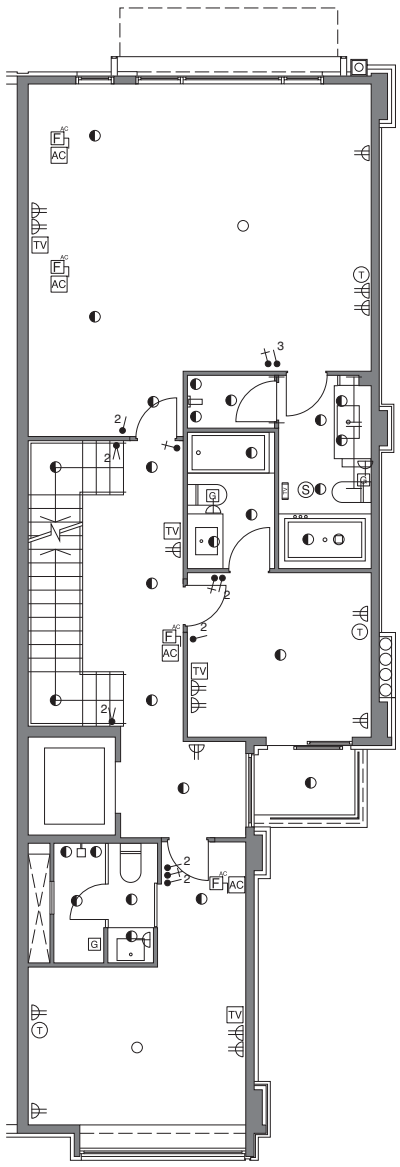

First floor
一樓

Fittings, finishes and appliances
裝置、裝修物料及設備

Mechanical & Electrical Provisions Plans 機電裝置平面圖

House - House No. 27 together with Car Park Nos. B48 and B49
洋房 - 屋號27連同B48和B49號停車位

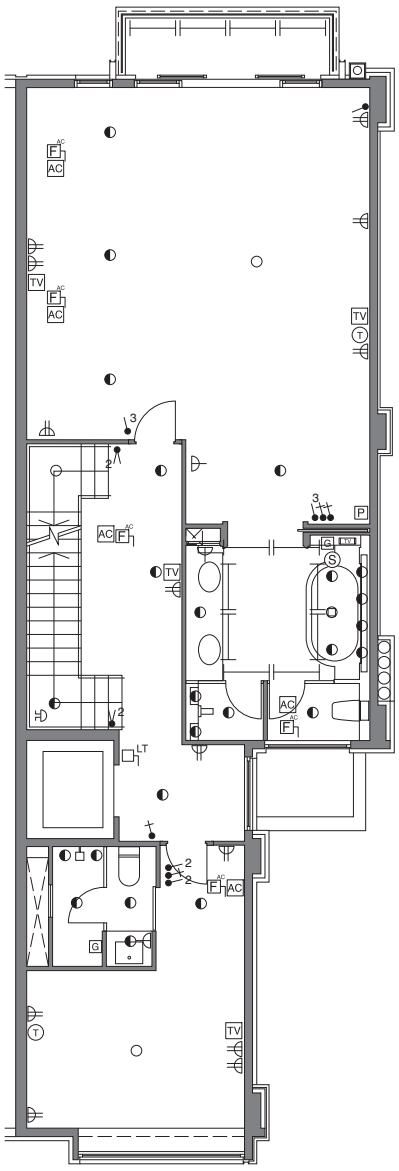

Second floor
二樓

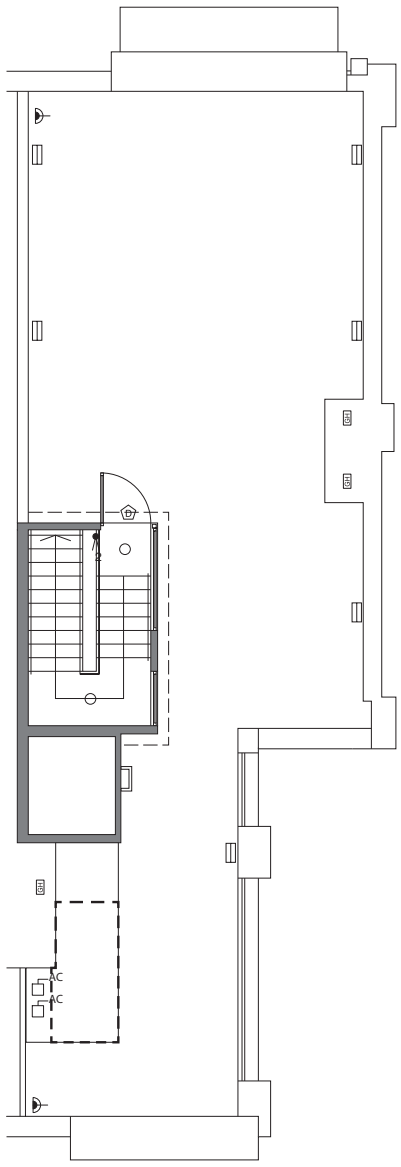

Roof
天台

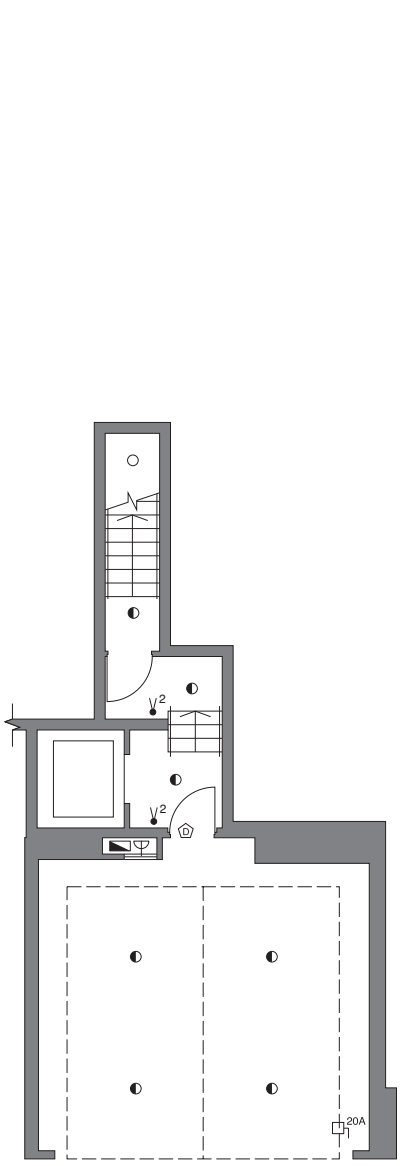

Lower ground floor
地下低層

Legend 圖例

- M.C.B. Board 總電掣箱
- 1-Gang 1-Way Lighting Switch 1位1路燈掣
- 1-Gang 2-Way Lighting Switch 1位2路燈掣
- 1-Way Lighting Switch (n denotes no. of gangs) 1路燈掣(n代表位數)
- 2-Way Lighting Switch (n denotes no. of gangs) 2路燈掣(n代表位數)
- Double Pole Switch 雙極開關掣
- 13A Single Socket Outlet 13A單位電插座
- 13A Twin Socket Outlet 13A雙位電插座
- 13A Weatherproof Single Socket Outlet 13A單位防水電插座
- Recessed Downlight 暗藏式天花燈
- Lamp Holder 燈位
- Heat Lamp 暖燈
- Fluorescent Tube 光管
- Wall Lamp 牆燈
- Recessed Wall Light 暗藏式牆燈
- Weatherproof Spotlight 防水射燈
- 20A Double Pole Isolator 20A雙極開關掣
- Isolator for Lift 升降機開關掣
- Telephone Points 電話插座
- TV/FM Points 電視及電台接收插座
- Television 電視
- Speaker 揚聲器
- Door Bell 門鈴
- Video Doorphone 視像對講機
- Video Doorphone Panel 視像對講機監控箱
- Intercom 對講機
- Door Magnetic Contact 門磁感應器
- Glass Break Sensor 玻璃爆破偵測器
- Panic Alarm 求救警鐘
- Security Panel 保安監控箱
- Lift Panel 升降機監控箱
- Isolator for Air-conditioning Outdoor Unit 冷氣室外機開關掣
- Air-conditioning Indoor Unit 冷氣室內機
- Air-conditioner Point 冷氣機接駁點
- Central Air-conditioner Controller 中央冷氣機控制器
- Washing Machine Connection Point (Water Inlet) 洗衣機接駁點（來水位）
- Washing Machine Connection Point (Water Outlet) 洗衣機接駁點（去水位）
- 6kW Electrical Water Heater 6千瓦電熱水爐
- Town Gas Meter 煤氣錶
- Town Gas Water Heater 煤氣熱水爐
- Town Gas Water Heater Remote Controller 煤氣熱水爐遙遠控制

Fittings, finishes and appliances
裝置、裝修物料及設備

Mechanical & Electrical Provisions Plans 機電裝置平面圖

House - House No. 28 together with Car Park Nos. B46 and B47
洋房 - 屋號28連同B46和B47號停車位

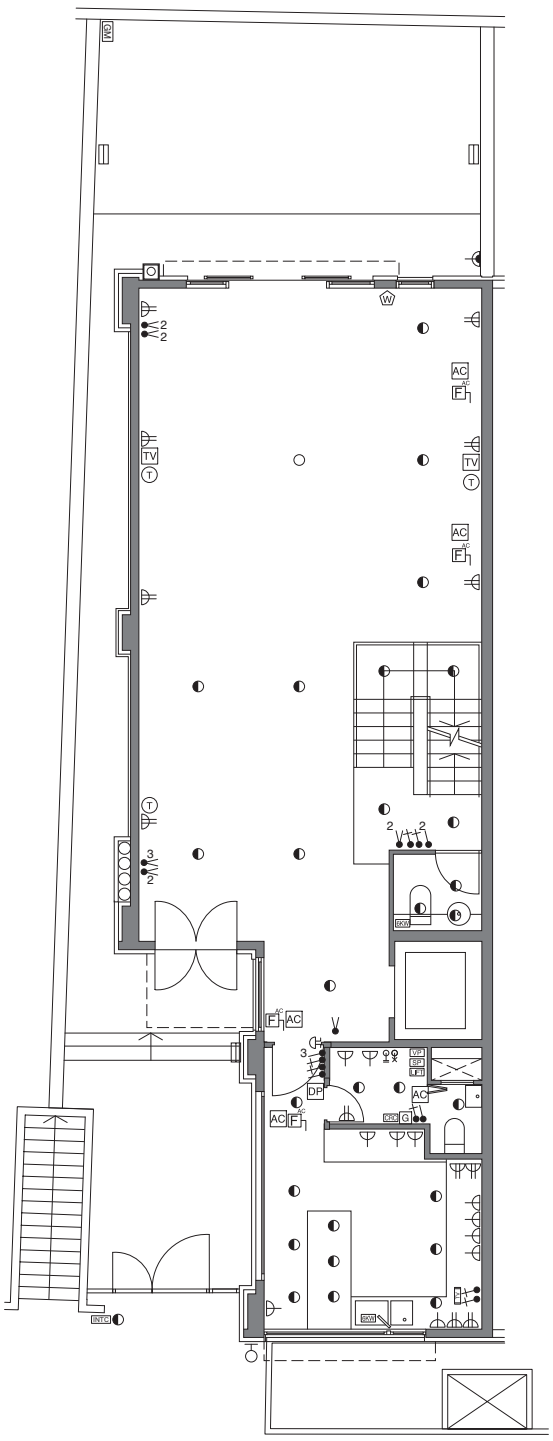

Ground floor
地下

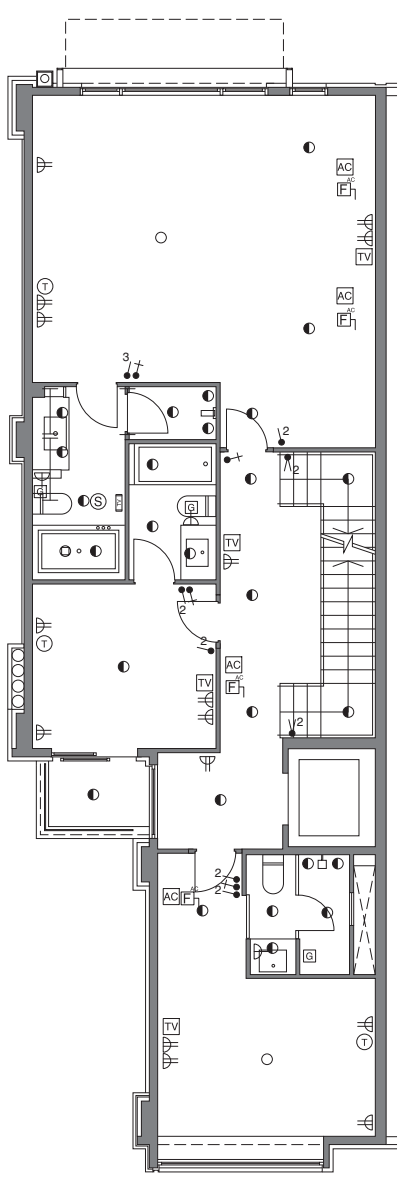

First floor
一樓

Fittings, finishes and appliances
裝置、裝修物料及設備

Mechanical & Electrical Provisions Plans 機電裝置平面圖

House - House No. 28 together with Car Park Nos. B46 and B47
洋房 - 屋號28連同B46和B47號停車位

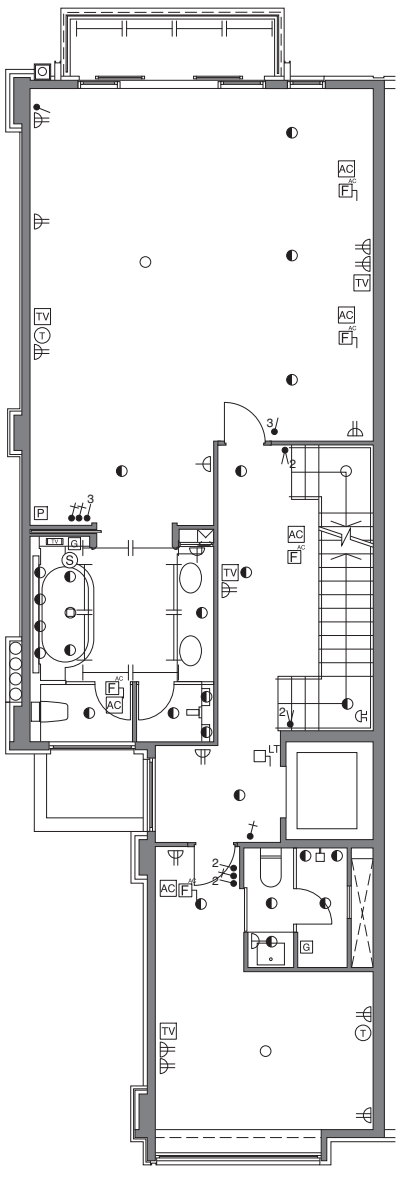

Second floor
二樓

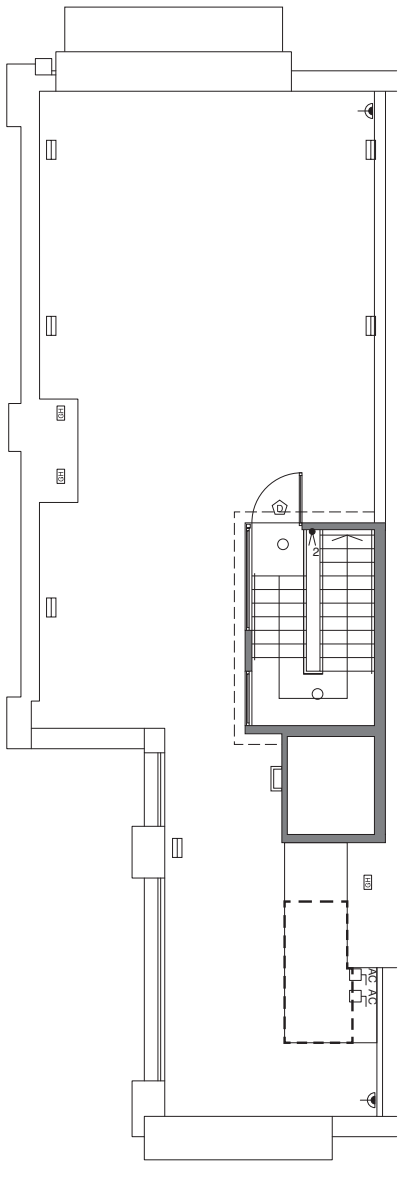

Roof
天台

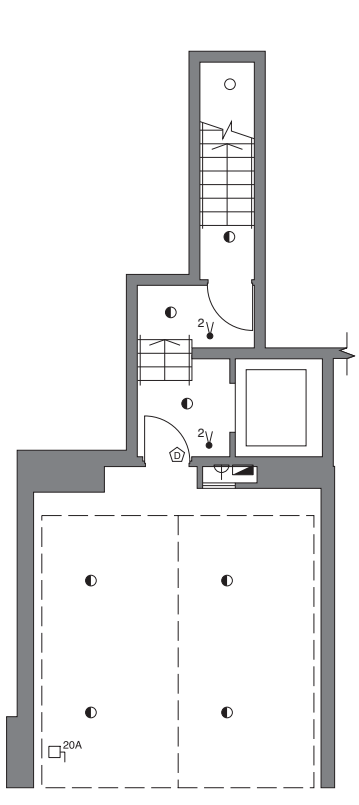

Lower ground floor
地下低層

Legend 圖例

- M.C.B. Board 總電掣箱
- 1-Gang 1-Way Lighting Switch 1位1路燈掣
- 1-Gang 2-Way Lighting Switch 1位2路燈掣
- 1-Way Lighting Switch (n denotes no. of gangs) 1路燈掣(n代表位數)
- 2-Way Lighting Switch (n denotes no. of gangs) 2路燈掣(n代表位數)
- Double Pole Switch 雙極開關掣
- 13A Single Socket Outlet 13A單位電插座
- 13A Twin Socket Outlet 13A雙位電插座
- 13A Weatherproof Single Socket Outlet 13A單位防水電插座
- Recessed Downlight 暗藏式天花燈
- Lamp Holder 燈位
- Heat Lamp 暖燈
- Fluorescent Tube 光管
- Wall Lamp 牆燈
- Recessed Wall Light 暗藏式牆燈
- Weatherproof Spotlight 防水射燈
- 20A Double Pole Isolator 20A雙極開關掣
- Isolator for Lift 升降機開關掣
- Telephone Points 電話插座
- TV/FM Points 電視及電台接收插座
- Television 電視
- Speaker 揚聲器
- Door Bell 門鈴
- Video Doorphone 視像對講機
- Video Doorphone Panel 視像對講機監控箱
- Intercom 對講機
- Door Magnetic Contact 門磁感應器
- Glass Break Sensor 玻璃爆破偵測器
- Panic Alarm 求救警鐘
- Security Panel 保安監控箱
- Lift Panel 升降機監控箱
- Isolator for Air-conditioning Outdoor Unit 冷氣室外機開關掣
- Air-conditioning Indoor Unit 冷氣室內機
- Air-conditioner Point 冷氣機接駁點
- Central Air-conditioner Controller 中央冷氣機控制器
- Washing Machine Connection Point (Water Inlet) 洗衣機接駁點（來水位）
- Washing Machine Connection Point (Water Outlet) 洗衣機接駁點（去水位）
- 6kW Electrical Water Heater 6千瓦電熱水爐
- Town Gas Meter 煤氣錶
- Town Gas Water Heater 煤氣熱水爐
- Town Gas Water Heater Remote Controller 煤氣熱水爐遙遠控制

Fittings, finishes and appliances
裝置、裝修物料及設備

Mechanical & Electrical Provisions Plans 機電裝置平面圖

House - House No. 29 together with Car Park Nos. B43 and B45
洋房 - 屋號29連同B43和B45號停車位

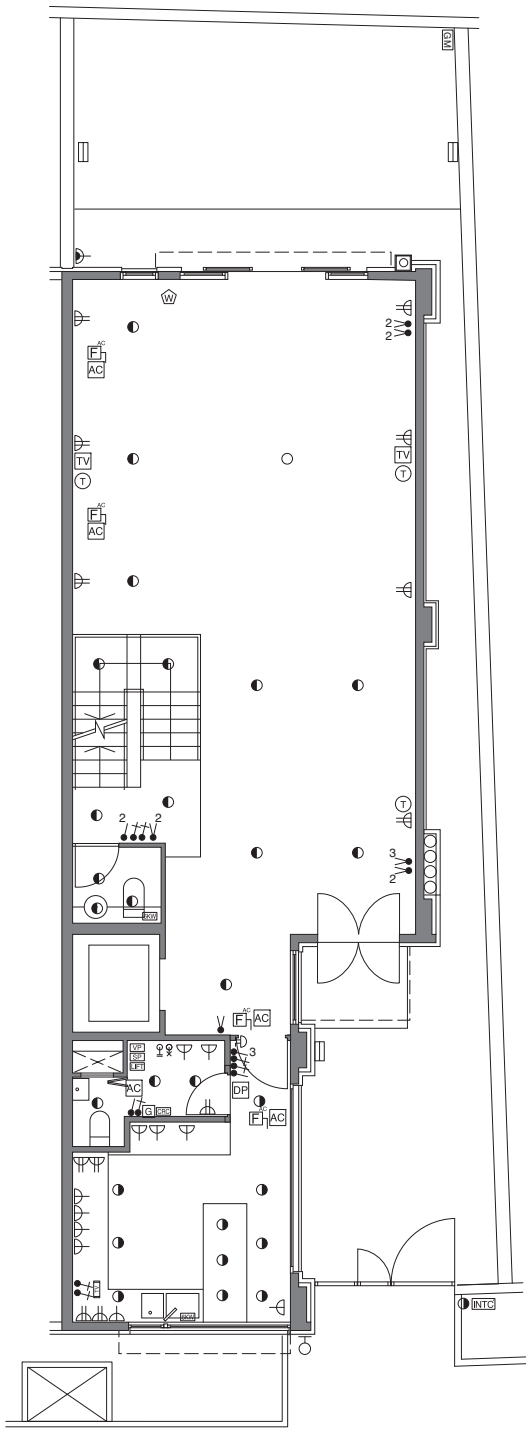

Ground floor
地下

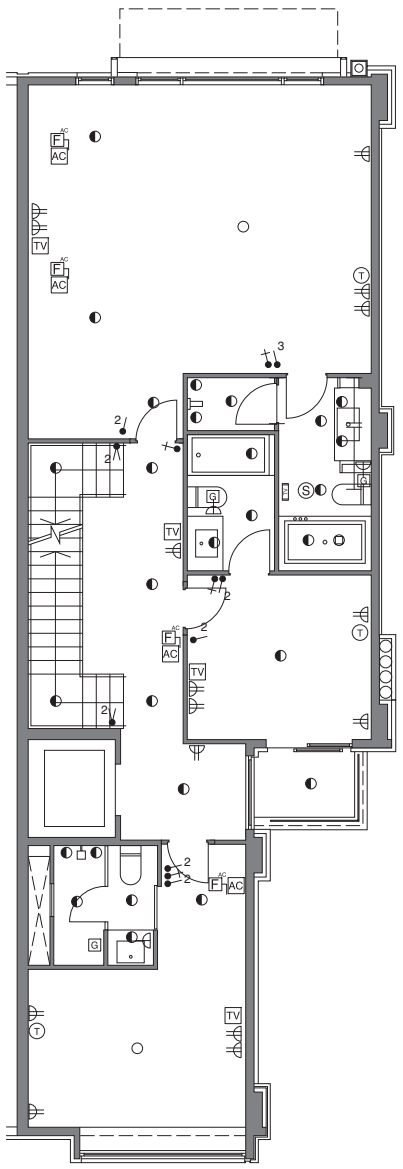

First floor
一樓

Fittings, finishes and appliances
裝置、裝修物料及設備

Mechanical & Electrical Provisions Plans 機電裝置平面圖

House - House No. 29 together with Car Park Nos. B43 and B45
洋房 - 屋號29連同B43和B45號停車位

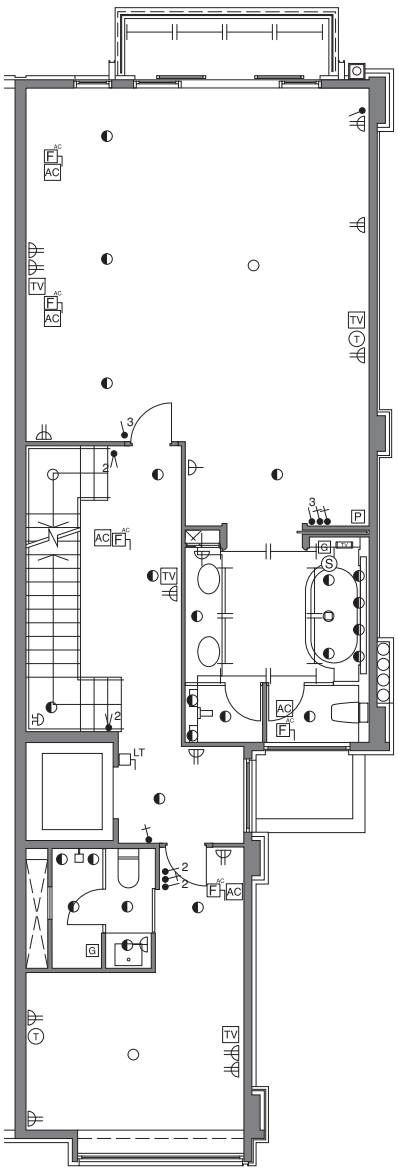

Second floor
二樓

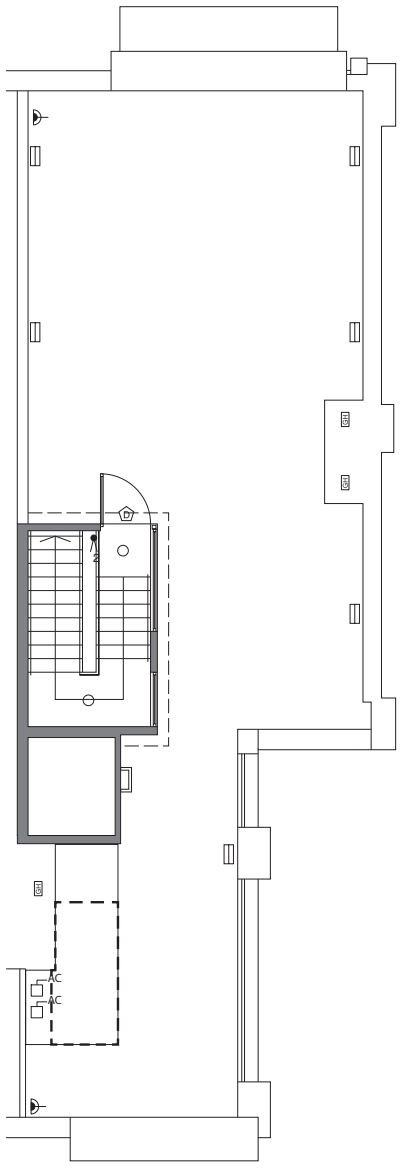

Roof
天台

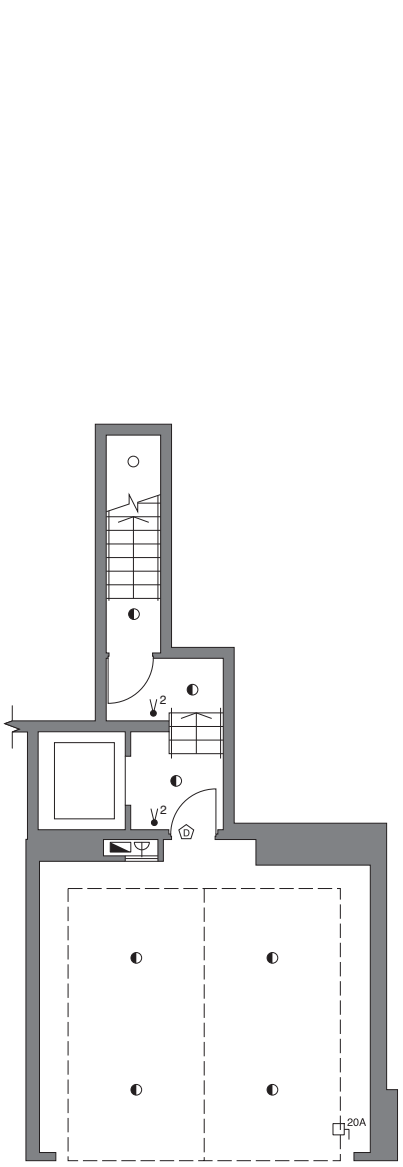

Lower ground floor
地下低層

Legend 圖例

- M.C.B. Board 總電掣箱
- 1-Gang 1-Way Lighting Switch 1位1路燈掣
- 1-Gang 2-Way Lighting Switch 1位2路燈掣
- 1-Way Lighting Switch (n denotes no. of gangs) 1路燈掣(n代表位數)
- 2-Way Lighting Switch (n denotes no. of gangs) 2路燈掣(n代表位數)
- Double Pole Switch 雙極開關掣
- 13A Single Socket Outlet 13A單位電插座
- 13A Twin Socket Outlet 13A雙位電插座
- 13A Weatherproof Single Socket Outlet 13A單位防水電插座
- Recessed Downlight 暗藏式天花燈
- Lamp Holder 燈位
- Heat Lamp 暖燈
- Fluorescent Tube 光管
- Wall Lamp 牆燈
- Recessed Wall Light 暗藏式牆燈
- Weatherproof Spotlight 防水射燈
- 20A Double Pole Isolator 20A雙極開關掣
- Isolator for Lift 升降機開關掣
- Telephone Points 電話插座
- TV/FM Points 電視及電台接收插座
- Television 電視
- Speaker 揚聲器
- Door Bell 門鈴
- Video Doorphone 視像對講機
- Video Doorphone Panel 視像對講機監控箱
- Intercom 對講機
- Door Magnetic Contact 門磁感應器
- Glass Break Sensor 玻璃爆破偵測器
- Panic Alarm 求救警鐘
- Security Panel 保安監控箱
- Lift Panel 升降機監控箱
- Isolator for Air-conditioning Outdoor Unit 冷氣室外機開關掣
- Air-conditioning Indoor Unit 冷氣室內機
- Air-conditioner Point 冷氣機接駁點
- Central Air-conditioner Controller 中央冷氣機控制器
- Washing Machine Connection Point (Water Inlet) 洗衣機接駁點（來水位）
- Washing Machine Connection Point (Water Outlet) 洗衣機接駁點（去水位）
- 6kW Electrical Water Heater 6千瓦電熱水爐
- Town Gas Meter 煤氣錶
- Town Gas Water Heater 煤氣熱水爐
- Town Gas Water Heater Remote Controller 煤氣熱水爐遙遠控制

Fittings, finishes and appliances
裝置、裝修物料及設備

Mechanical & Electrical Provisions Plans 機電裝置平面圖

House - House No. 30 together with Car Park Nos. B41 and B42
洋房 - 屋號30連同B41和B42號停車位

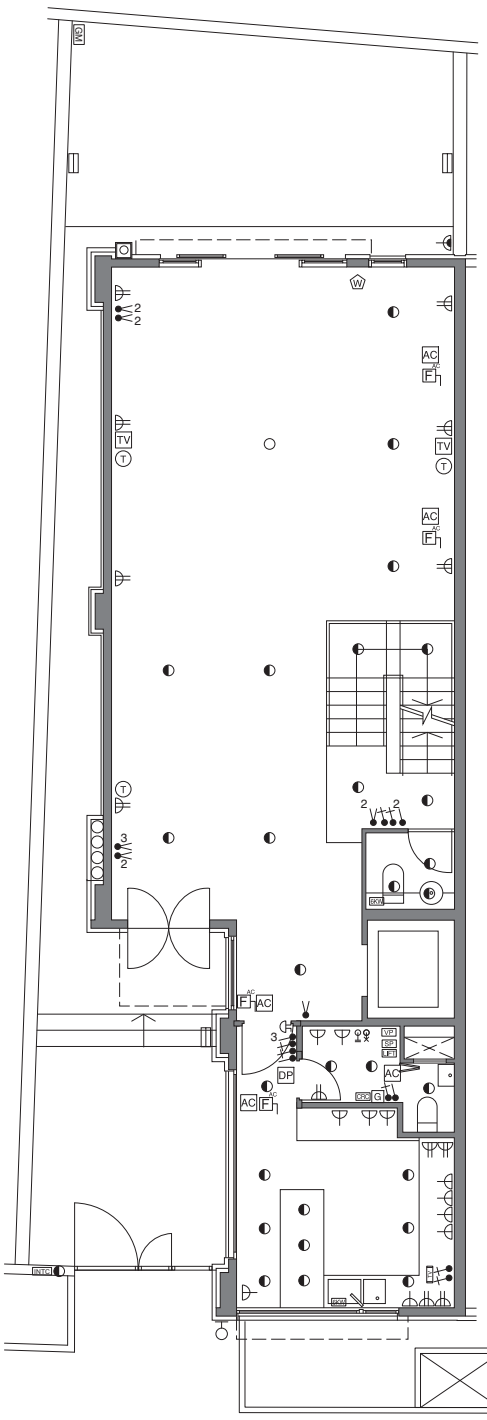

Ground floor
地下

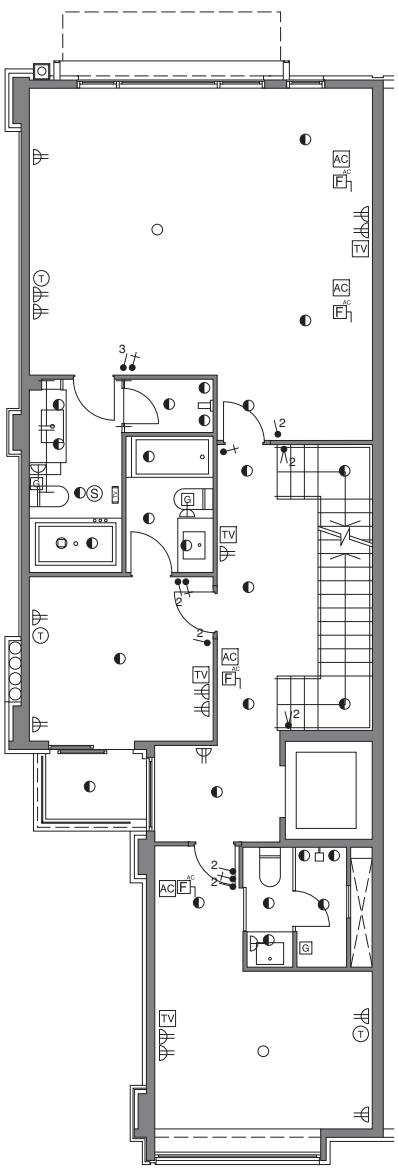

First floor
一樓

Fittings, finishes and appliances
裝置、裝修物料及設備

Mechanical & Electrical Provisions Plans 機電裝置平面圖

House - House No. 30 together with Car Park Nos. B41 and B42
洋房 - 屋號30連同B41和B42號停車位

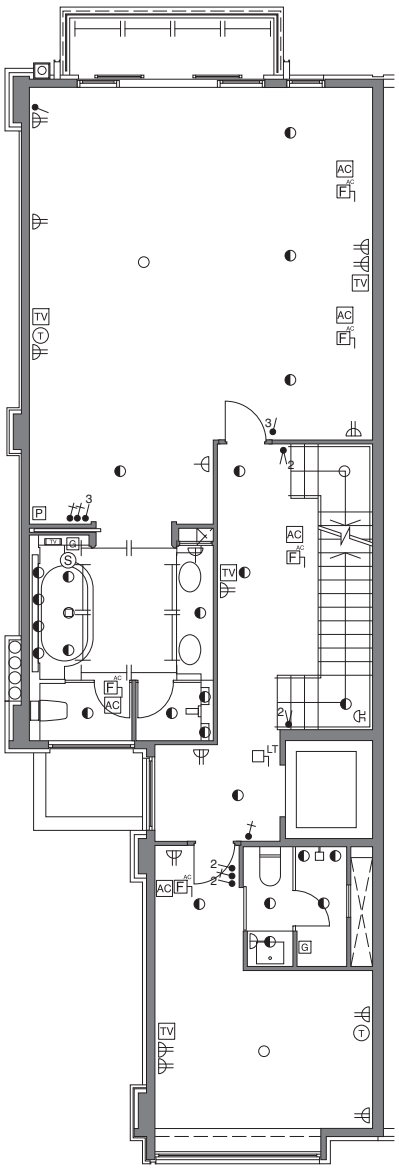

Second floor
二樓

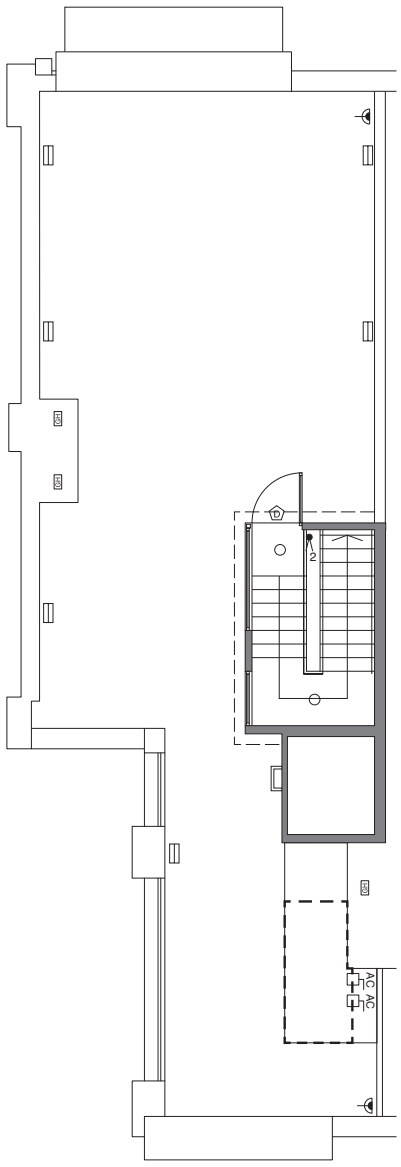

Roof
天台

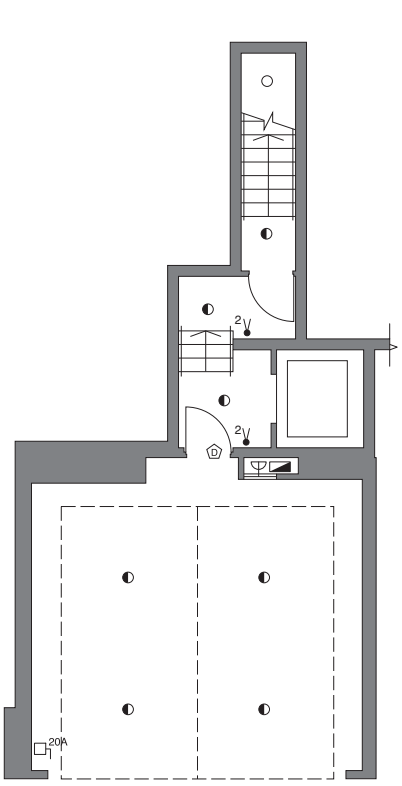

Lower ground floor
地下低層

Legend 圖例

- M.C.B. Board 總電掣箱
- 1-Gang 1-Way Lighting Switch 1位1路燈掣
- 1-Gang 2-Way Lighting Switch 1位2路燈掣
- 1-Way Lighting Switch (n denotes no. of gangs) 1路燈掣(n代表位數)
- 2-Way Lighting Switch (n denotes no. of gangs) 2路燈掣(n代表位數)
- Double Pole Switch 雙極開關掣
- 13A Single Socket Outlet 13A單位電插座
- 13A Twin Socket Outlet 13A雙位電插座
- 13A Weatherproof Single Socket Outlet 13A單位防水電插座
- Recessed Downlight 暗藏式天花燈
- Lamp Holder 燈位
- Heat Lamp 暖燈
- Fluorescent Tube 光管
- Wall Lamp 牆燈
- Recessed Wall Light 暗藏式牆燈
- Weatherproof Spotlight 防水射燈
- 20A Double Pole Isolator 20A雙極開關掣
- Isolator for Lift 升降機開關掣
- Telephone Points 電話插座
- TV/FM Points 電視及電台接收插座
- Television 電視
- Speaker 揚聲器
- Door Bell 門鈴
- Video Doorphone 視像對講機
- Video Doorphone Panel 視像對講機監控箱
- Intercom 對講機
- Door Magnetic Contact 門磁感應器
- Glass Break Sensor 玻璃爆破偵測器
- Panic Alarm 求救警鐘
- Security Panel 保安監控箱
- Lift Panel 升降機監控箱
- Isolator for Air-conditioning Outdoor Unit 冷氣室外機開關掣
- Air-conditioning Indoor Unit 冷氣室內機
- Air-conditioner Point 冷氣機接駁點
- Central Air-conditioner Controller 中央冷氣機控制器
- Washing Machine Connection Point (Water Inlet) 洗衣機接駁點（來水位）
- Washing Machine Connection Point (Water Outlet) 洗衣機接駁點（去水位）
- 6kW Electrical Water Heater 6千瓦電熱水爐
- Town Gas Meter 煤氣錶
- Town Gas Water Heater 煤氣熱水爐
- Town Gas Water Heater Remote Controller 煤氣熱水爐遙遠控制

Fittings, finishes and appliances
裝置、裝修物料及設備

Mechanical & Electrical Provisions Plans 機電裝置平面圖

House - House No. 31 together with Car Park Nos. B39 and B40
洋房 - 屋號31連同B39和B40號停車位

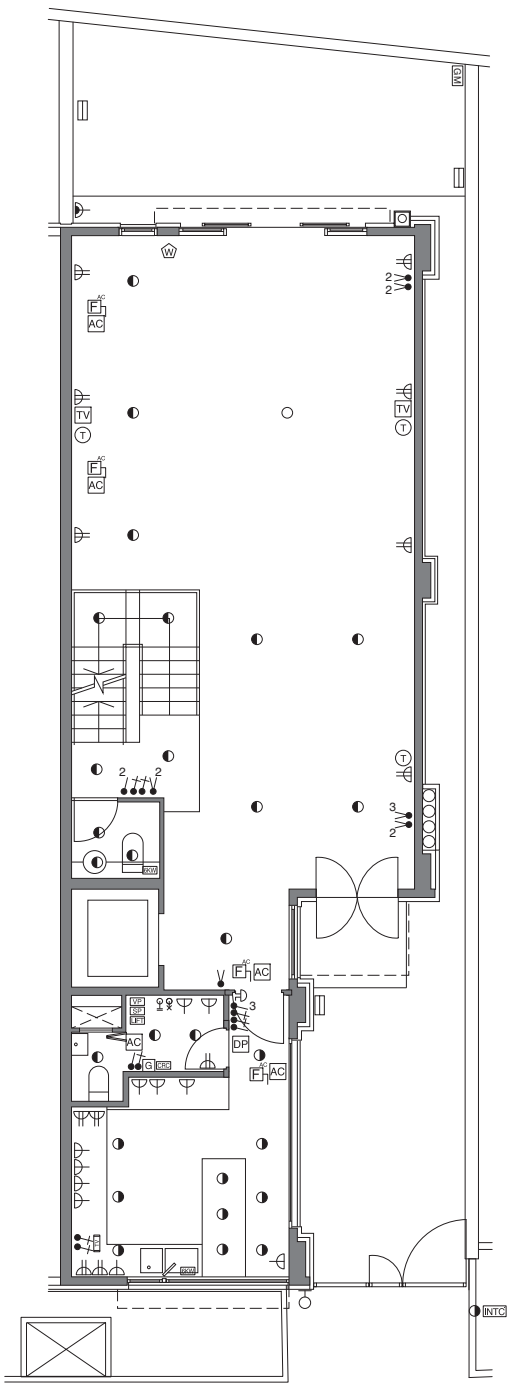

Ground floor
地下

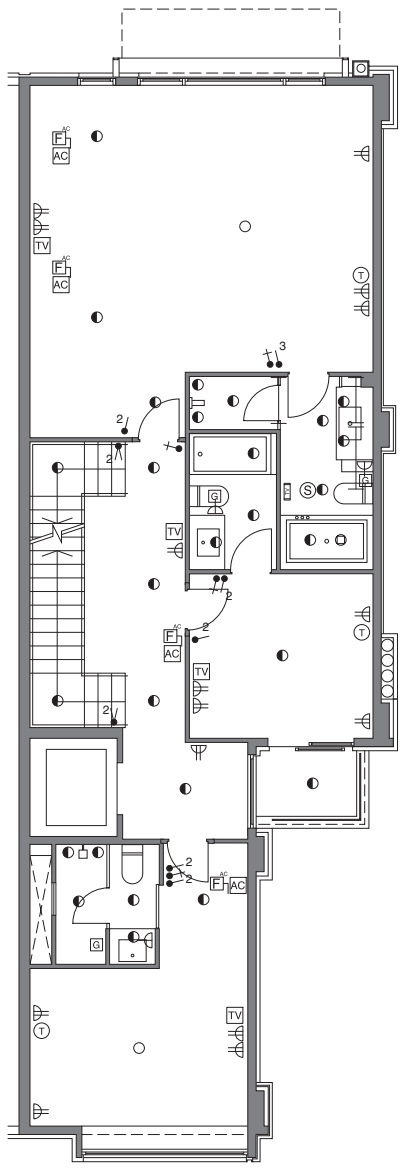

First floor
一樓

Fittings, finishes and appliances
裝置、裝修物料及設備

Mechanical & Electrical Provisions Plans 機電裝置平面圖

House - House No. 31 together with Car Park Nos. B39 and B40
洋房 - 屋號31連同B39和B40號停車位

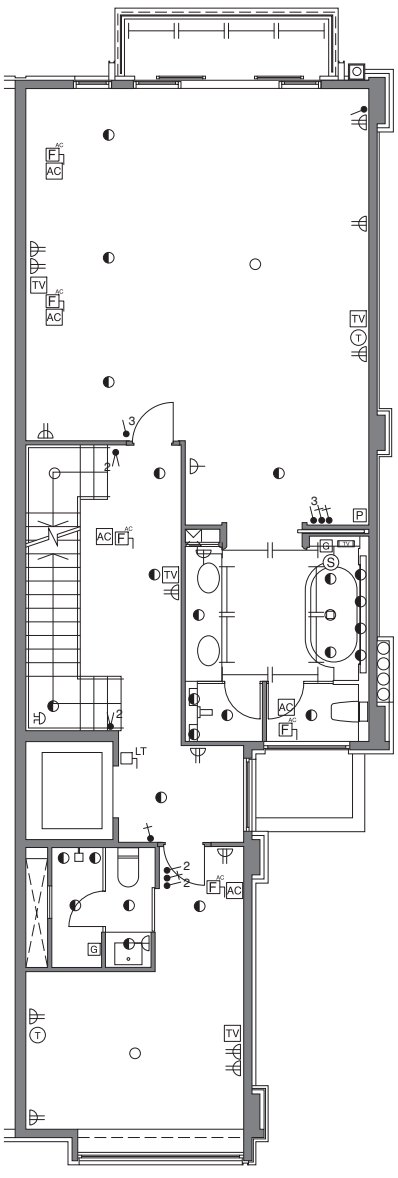

Second floor
二樓

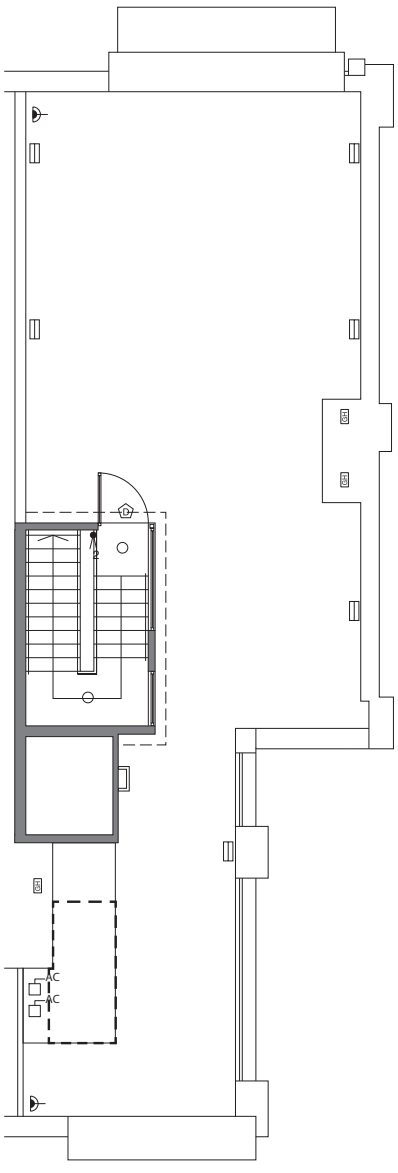

Roof
天台



Lower ground floor
地下低層

Legend 圖例

- M.C.B. Board 總電掣箱
- 1-Gang 1-Way Lighting Switch 1位1路燈掣
- 1-Gang 2-Way Lighting Switch 1位2路燈掣
- 1-Way Lighting Switch (n denotes no. of gangs) 1路燈掣(n代表位數)
- 2-Way Lighting Switch (n denotes no. of gangs) 2路燈掣(n代表位數)
- Double Pole Switch 雙極開關掣
- 13A Single Socket Outlet 13A單位電插座
- 13A Twin Socket Outlet 13A雙位電插座
- 13A Weatherproof Single Socket Outlet 13A單位防水電插座
- Recessed Downlight 暗藏式天花燈
- Lamp Holder 燈位
- Heat Lamp 暖燈
- Fluorescent Tube 光管
- Wall Lamp 牆燈
- Recessed Wall Light 暗藏式牆燈
- Weatherproof Spotlight 防水射燈
- 20A Double Pole Isolator 20A雙極開關掣
- Isolator for Lift 升降機開關掣
- Telephone Points 電話插座
- TV/FM Points 電視及電台接收插座
- Television 電視
- Speaker 揚聲器
- Door Bell 門鈴
- Video Doorphone 視像對講機
- Video Doorphone Panel 視像對講機監控箱
- Intercom 對講機
- Door Magnetic Contact 門磁感應器
- Glass Break Sensor 玻璃爆破偵測器
- Panic Alarm 求救警鐘
- Security Panel 保安監控箱
- Lift Panel 升降機監控箱
- Isolator for Air-conditioning Outdoor Unit 冷氣室外機開關掣
- Air-conditioning Indoor Unit 冷氣室內機
- Air-conditioner Point 冷氣機接駁點
- Central Air-conditioner Controller 中央冷氣機控制器
- Washing Machine Connection Point (Water Inlet) 洗衣機接駁點（來水位）
- Washing Machine Connection Point (Water Outlet) 洗衣機接駁點（去水位）
- 6kW Electrical Water Heater 6千瓦電熱水爐
- Town Gas Meter 煤氣錶
- Town Gas Water Heater 煤氣熱水爐
- Town Gas Water Heater Remote Controller 煤氣熱水爐遙遠控制

Fittings, finishes and appliances
裝置、裝修物料及設備

Mechanical & Electrical Provisions Plans 機電裝置平面圖

House - House No. 32 together with Car Park Nos. B36, B37 and B38
洋房 - 屋號32連同B36、B37及B38號停車位

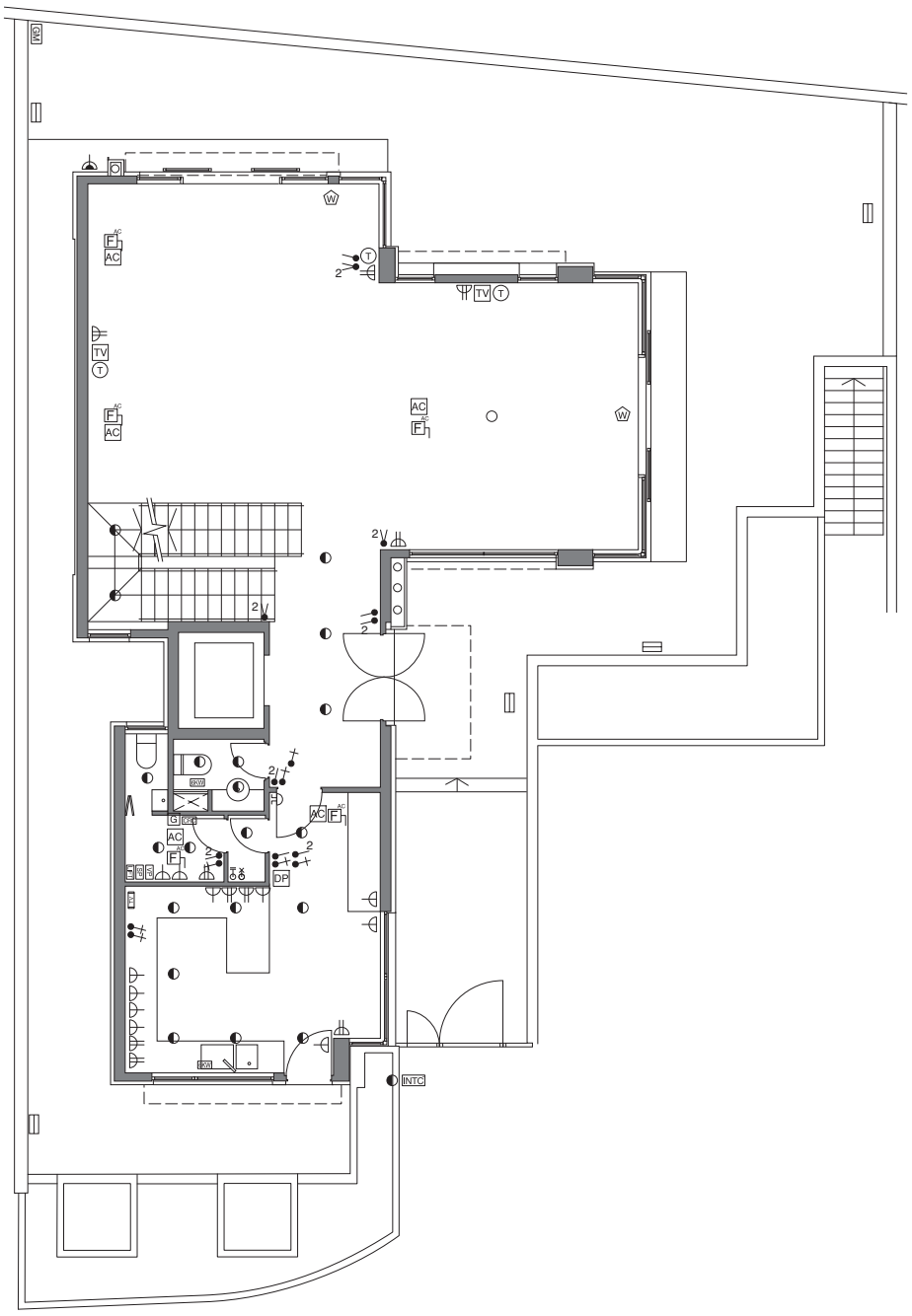

Ground floor
地下

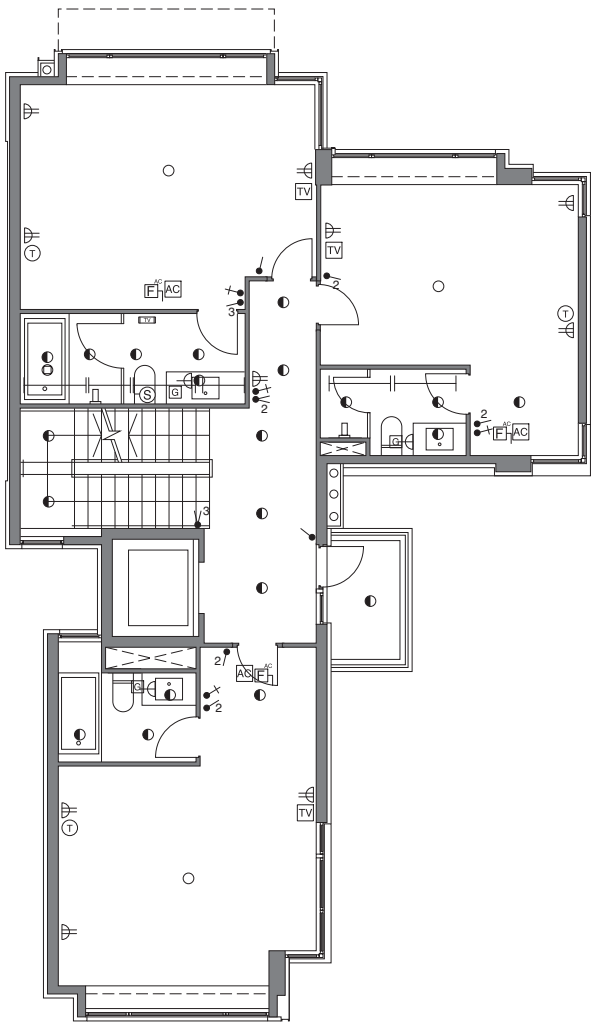

First floor
一樓

Fittings, finishes and appliances
裝置、裝修物料及設備

Mechanical & Electrical Provisions Plans 機電裝置平面圖

House - House No. 32 together with Car Park Nos. B36, B37 and B38
洋房 - 屋號32連同B36、B37及B38號停車位

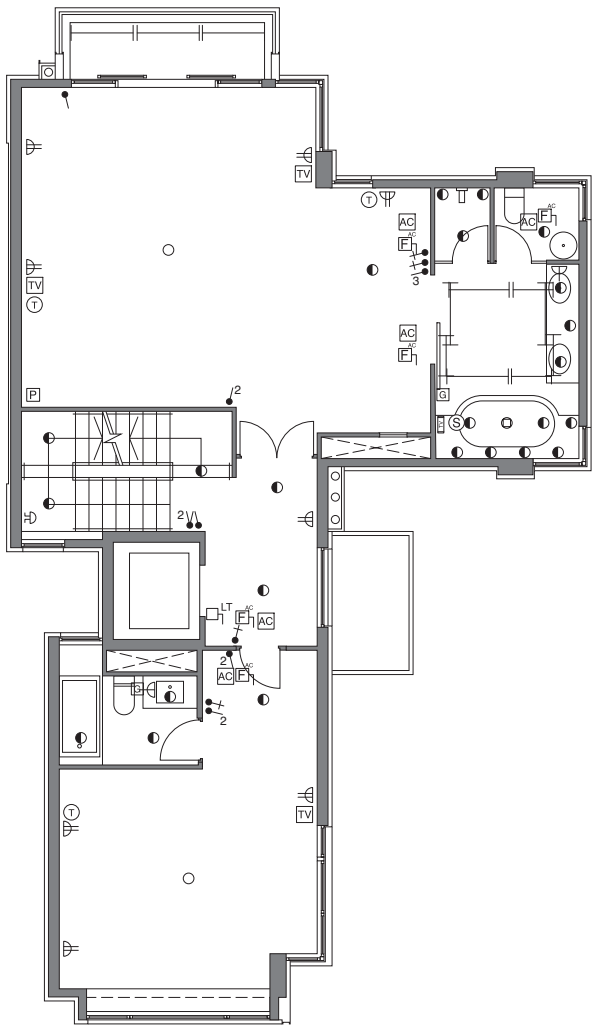

Second floor
二樓

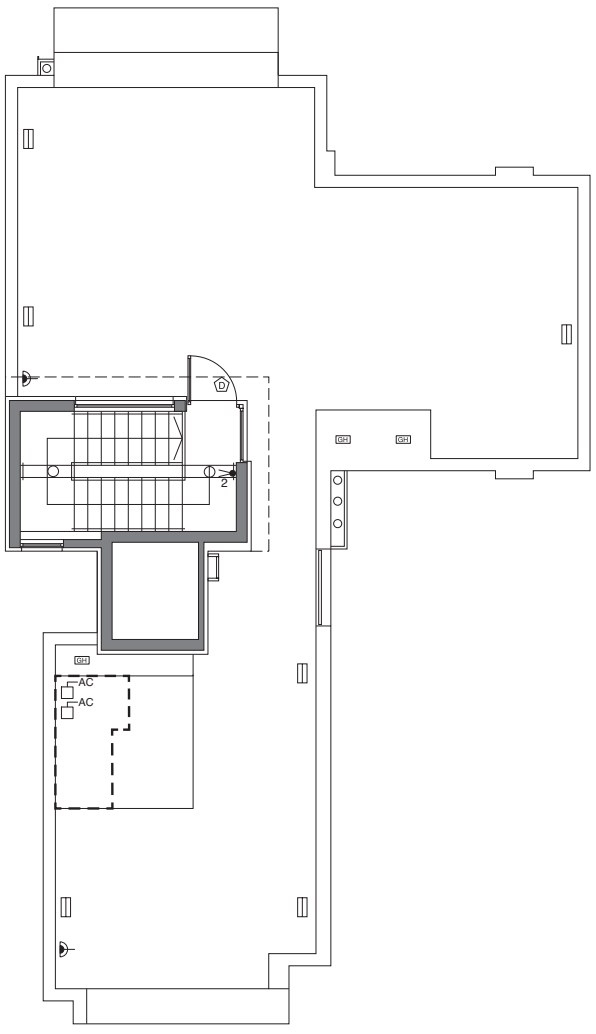

Roof
天台

Lower ground floor
地下低層

Legend 圖例

- M.C.B. Board 總電掣箱
- 1-Gang 1-Way Lighting Switch 1位1路燈掣
- 1-Gang 2-Way Lighting Switch 1位2路燈掣
- 1-Way Lighting Switch (n denotes no. of gangs) 1路燈掣(n代表位數)
- 2-Way Lighting Switch (n denotes no. of gangs) 2路燈掣(n代表位數)
- Double Pole Switch 雙極開關掣
- 13A Single Socket Outlet 13A單位電插座
- 13A Twin Socket Outlet 13A雙位電插座
- 13A Weatherproof Single Socket Outlet 13A單位防水電插座
- Recessed Downlight 暗藏式天花燈
- Lamp Holder 燈位
- Heat Lamp 暖燈
- Fluorescent Tube 光管
- Wall Lamp 牆燈
- Recessed Wall Light 暗藏式牆燈
- Weatherproof Spotlight 防水射燈
- 20A Double Pole Isolator 20A雙極開關掣
- Isolator for Lift 升降機開關掣
- Telephone Points 電話插座
- TV/FM Points 電視及電台接收插座
- Television 電視
- Speaker 揚聲器
- Door Bell 門鈴
- Video Doorphone 視像對講機
- Video Doorphone Panel 視像對講機監控箱
- Intercom 對講機
- Door Magnetic Contact 門磁感應器
- Glass Break Sensor 玻璃爆破偵測器
- Panic Alarm 求救警鐘
- Security Panel 保安監控箱
- Lift Panel 升降機監控箱
- Isolator for Air-conditioning Outdoor Unit 冷氣室外機開關掣
- Air-conditioning Indoor Unit 冷氣室內機
- Air-conditioner Point 冷氣機接駁點
- Central Air-conditioner Controller 中央冷氣機控制器
- Washing Machine Connection Point (Water Inlet) 洗衣機接駁點（來水位）
- Washing Machine Connection Point (Water Outlet) 洗衣機接駁點（去水位）
- 6kW Electrical Water Heater 6千瓦電熱水爐
- Town Gas Meter 煤氣錶
- Town Gas Water Heater 煤氣熱水爐
- Town Gas Water Heater Remote Controller 煤氣熱水爐遙遠控制

Fittings, finishes and appliances
裝置、裝修物料及設備

Mechanical & Electrical Provisions Plans 機電裝置平面圖

House - House No. 33 together with Car Park Nos. B32, B33 and B35
洋房 - 屋號33連同B32、B33及B35號停車位

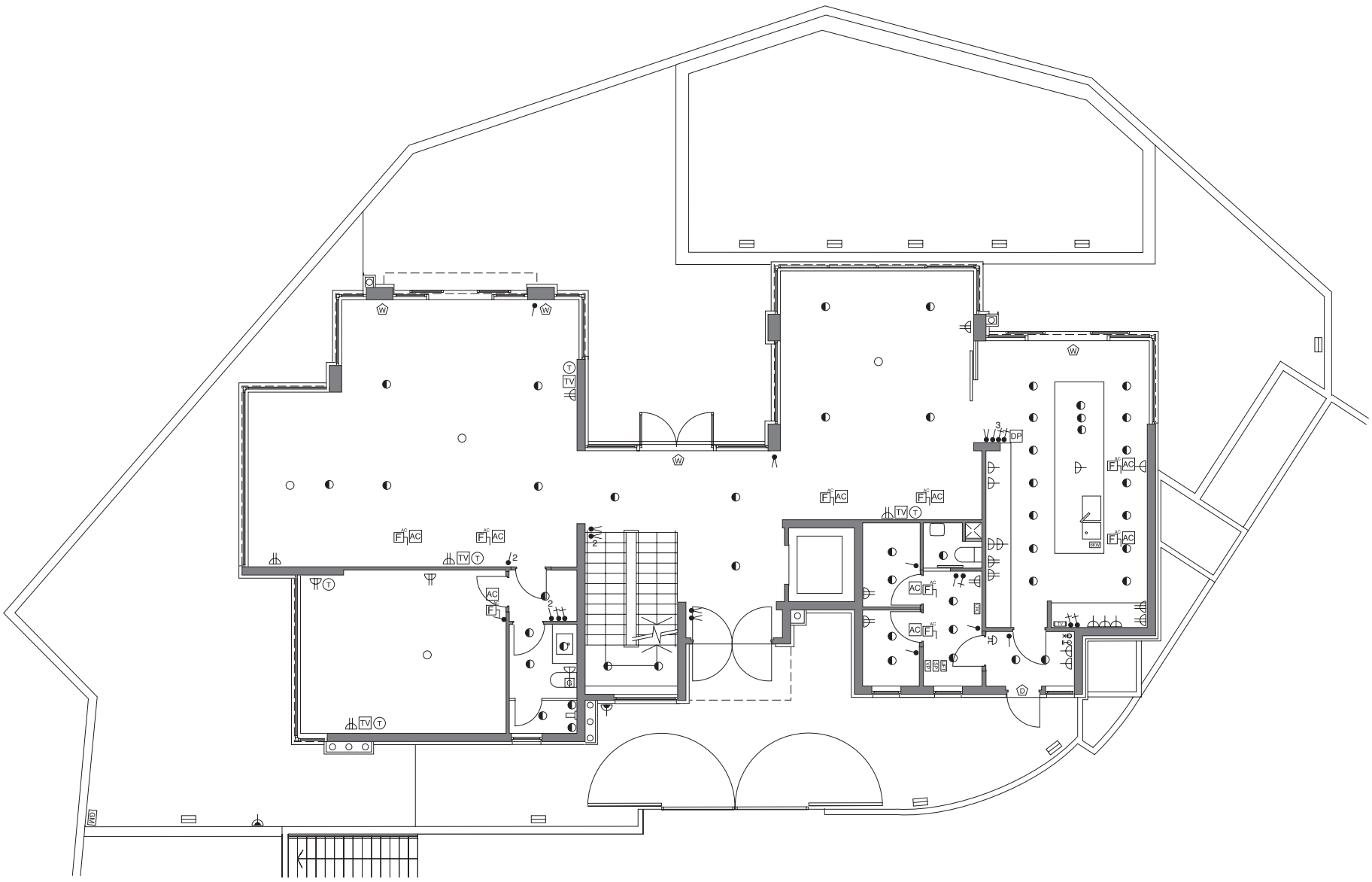

Ground floor
地下

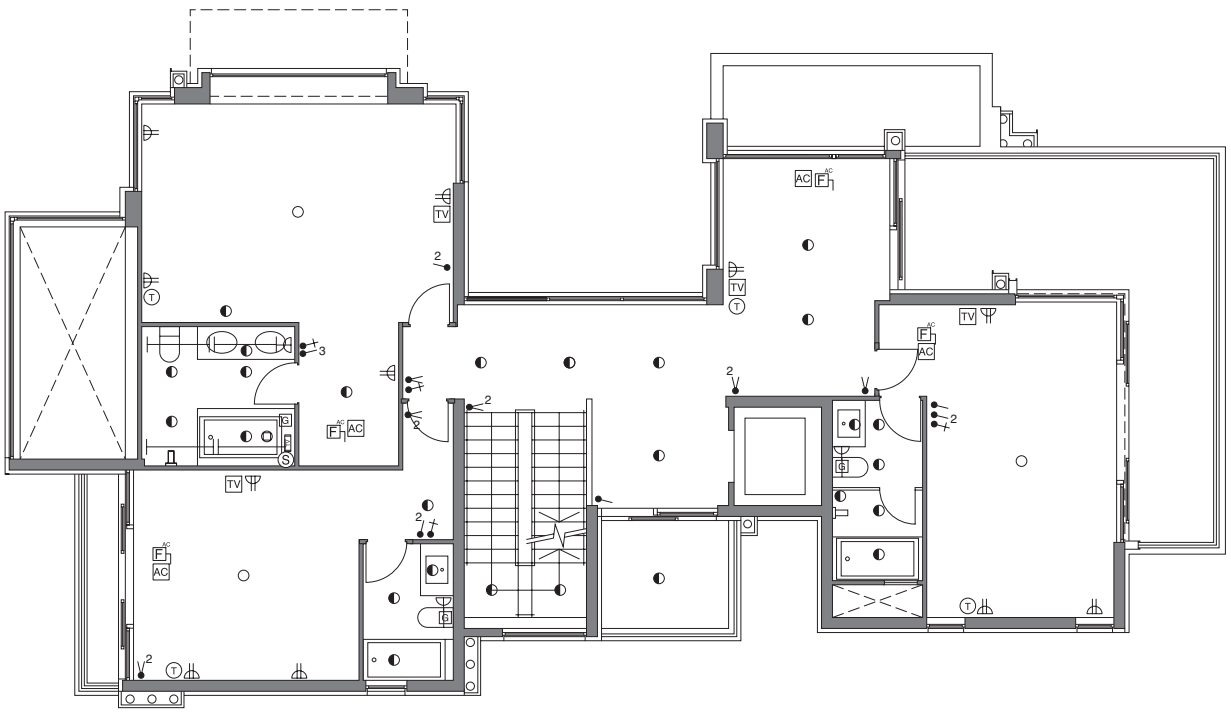

First floor
一樓

Fittings, finishes and appliances
裝置、裝修物料及設備

Mechanical & Electrical Provisions Plans 機電裝置平面圖

House - House No. 33 together with Car Park Nos. B32, B33 and B35
洋房 - 屋號33連同B32、B33及B35號停車位

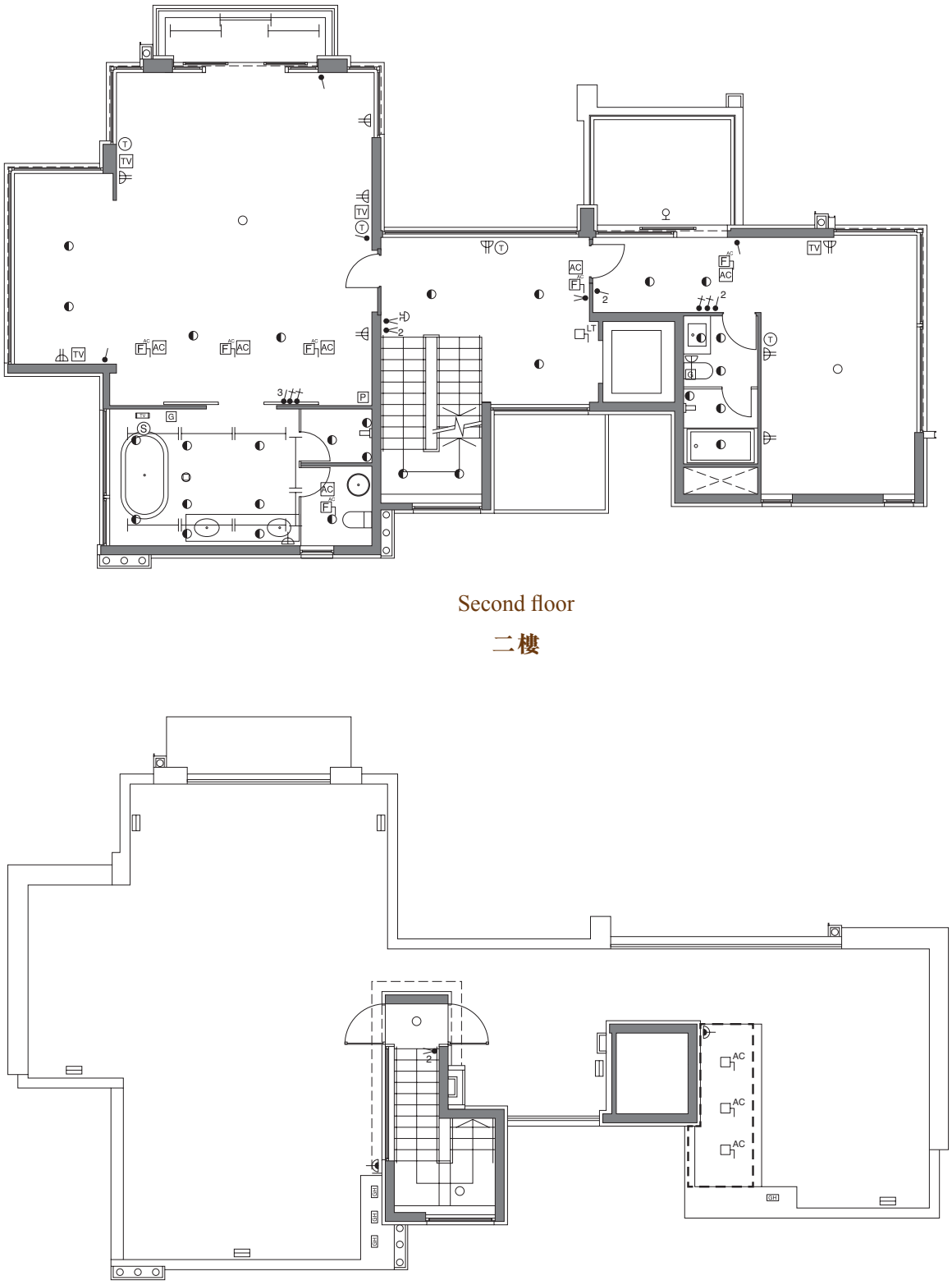

Second floor
二樓

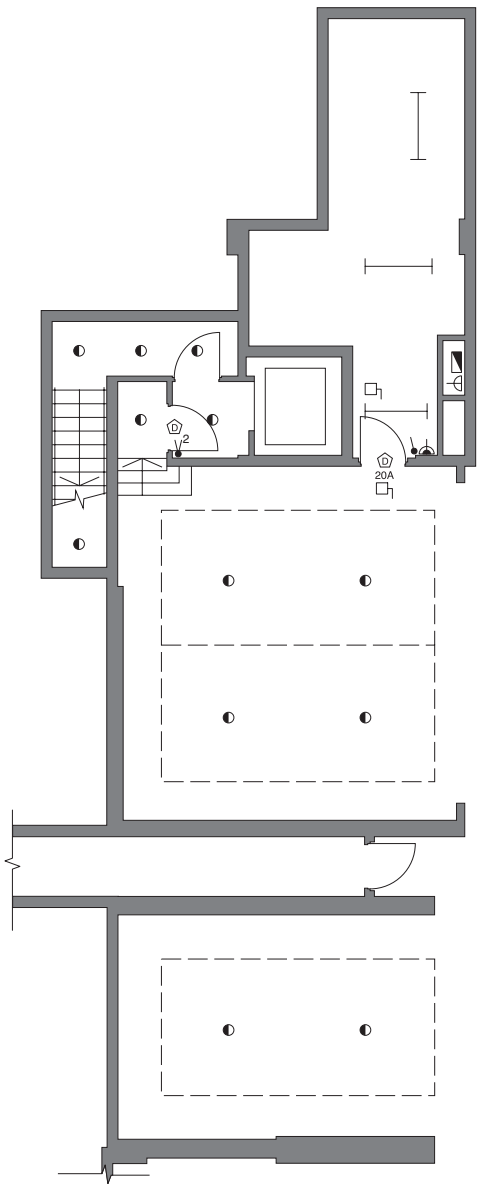

Lower ground floor
地下低層

Roof
天台

Legend 圖例

- M.C.B. Board 總電掣箱
- 1-Gang 1-Way Lighting Switch 1位1路燈掣
- 1-Gang 2-Way Lighting Switch 1位2路燈掣
- 1-Way Lighting Switch (n denotes no. of gangs) 1路燈掣(n代表位數)
- 2-Way Lighting Switch (n denotes no. of gangs) 2路燈掣(n代表位數)
- Double Pole Switch 雙極開關掣
- 13A Single Socket Outlet 13A單位電插座
- 13A Twin Socket Outlet 13A雙位電插座
- 13A Weatherproof Single Socket Outlet 13A單位防水電插座
- Recessed Downlight 暗藏式天花燈
- Lamp Holder 燈位
- Heat Lamp 暖燈
- Fluorescent Tube 光管
- Wall Lamp 牆燈
- Recessed Wall Light 暗藏式牆燈
- Weatherproof Spotlight 防水射燈
- 20A Double Pole Isolator 20A雙極開關掣
- Isolator for Lift 升降機開關掣
- Telephone Points 電話插座
- TV/FM Points 電視及電台接收插座
- Television 電視
- Speaker 揚聲器
- Door Bell 門鈴
- Video Doorphone 視像對講機
- Video Doorphone Panel 視像對講機監控箱
- Intercom 對講機
- Door Magnetic Contact 門磁感應器
- Glass Break Sensor 玻璃爆破偵測器
- Panic Alarm 求救警鐘
- Security Panel 保安監控箱
- Lift Panel 升降機監控箱
- Isolator for Air-conditioning Outdoor Unit 冷氣室外機開關掣
- Air-conditioning Indoor Unit 冷氣室內機
- Air-conditioner Point 冷氣機接駁點
- Central Air-conditioner Controller 中央冷氣機控制器
- Washing Machine Connection Point (Water Inlet) 洗衣機接駁點（來水位）
- Washing Machine Connection Point (Water Outlet) 洗衣機接駁點（去水位）
- 6kW Electrical Water Heater 6千瓦電熱水爐
- Town Gas Meter 煤氣錶
- Town Gas Water Heater 煤氣熱水爐
- Town Gas Water Heater Remote Controller 煤氣熱水爐遙遠控制

Fittings, finishes and appliances
裝置、裝修物料及設備

Mechanical & Electrical Provisions Plans 機電裝置平面圖

House - House No. 35 together with Car Park Nos. B30 and B31
洋房 - 屋號35連同B30和B31號停車位

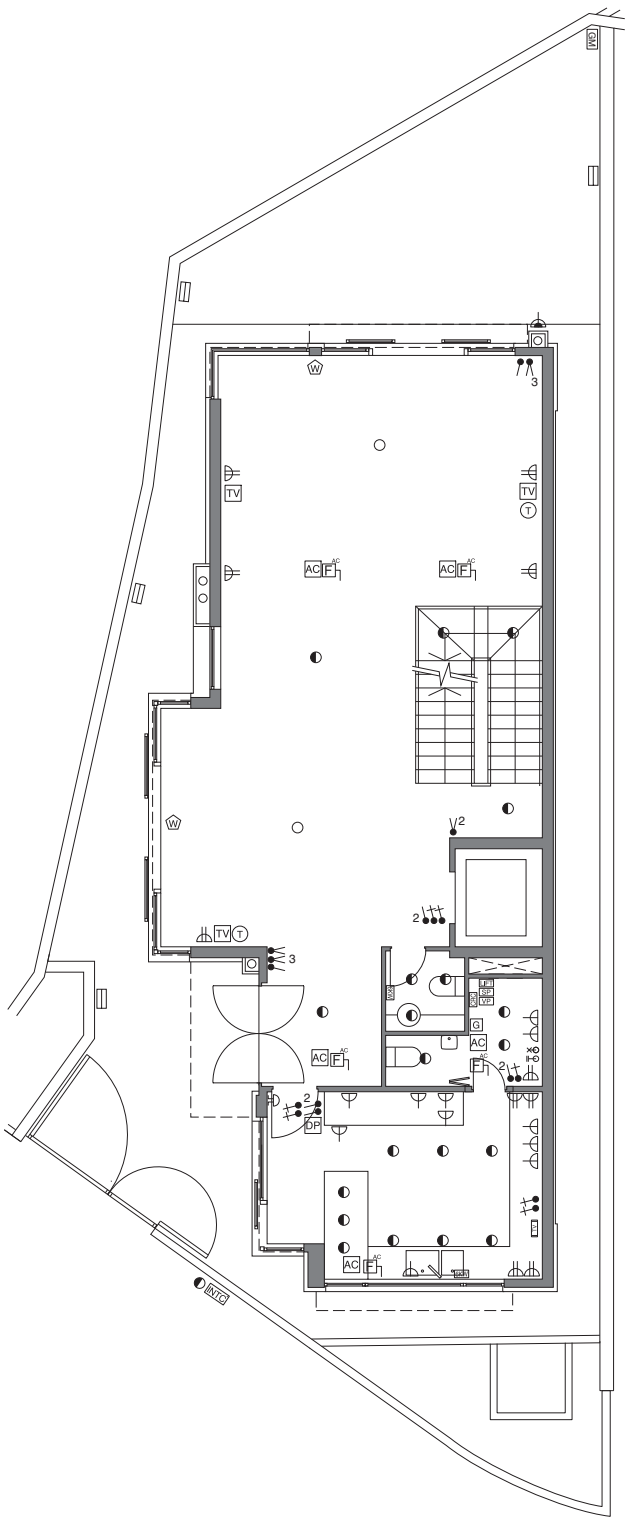

Ground floor
地下

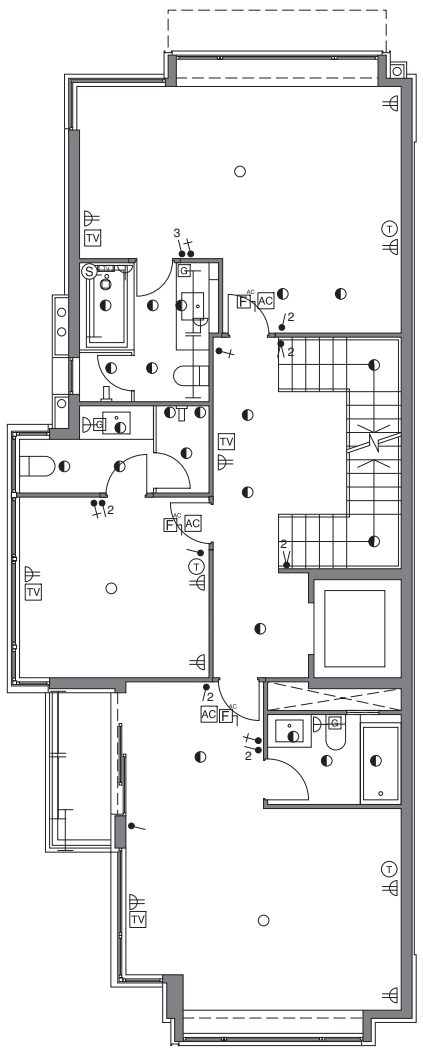

First floor
一樓

Fittings, finishes and appliances
裝置、裝修物料及設備

Mechanical & Electrical Provisions Plans 機電裝置平面圖

House - House No. 35 together with Car Park Nos. B30 and B31
洋房 - 屋號35連同B30和B31號停車位

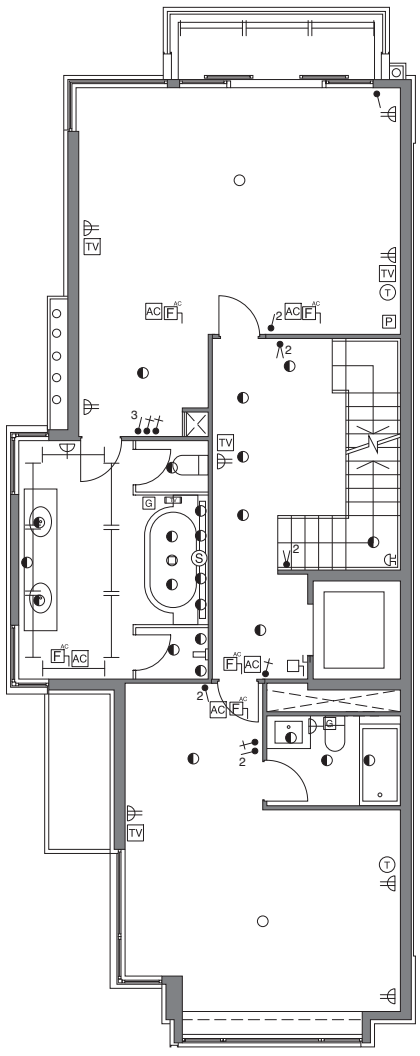

Second floor
二樓

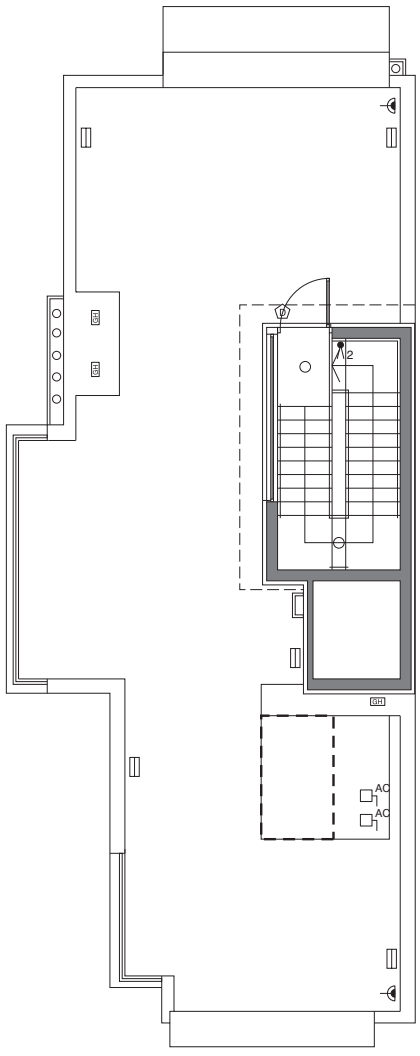

Roof
天台

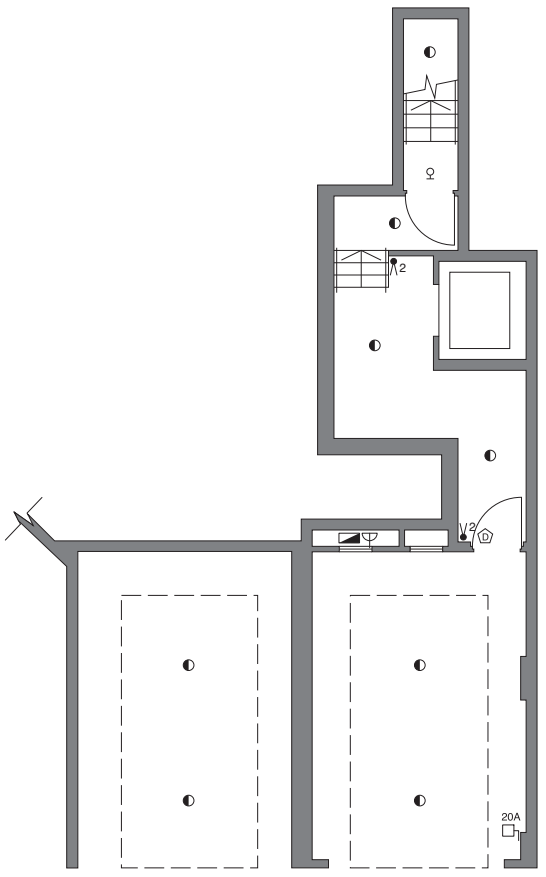

Lower ground floor
地下低層

Legend 圖例

- M.C.B. Board 總電掣箱
- 1-Gang 1-Way Lighting Switch 1位1路燈掣
- 1-Gang 2-Way Lighting Switch 1位2路燈掣
- 1-Way Lighting Switch (n denotes no. of gangs) 1路燈掣(n代表位數)
- 2-Way Lighting Switch (n denotes no. of gangs) 2路燈掣(n代表位數)
- Double Pole Switch 雙極開關掣
- 13A Single Socket Outlet 13A單位電插座
- 13A Twin Socket Outlet 13A雙位電插座
- 13A Weatherproof Single Socket Outlet 13A單位防水電插座
- Recessed Downlight 暗藏式天花燈
- Lamp Holder 燈位
- Heat Lamp 暖燈
- Fluorescent Tube 光管
- Wall Lamp 牆燈
- Recessed Wall Light 暗藏式牆燈
- Weatherproof Spotlight 防水射燈
- 20A Double Pole Isolator 20A雙極開關掣
- Isolator for Lift 升降機開關掣
- Telephone Points 電話插座
- TV/FM Points 電視及電台接收插座
- Television 電視
- Speaker 揚聲器
- Door Bell 門鈴
- Video Doorphone 視像對講機
- Video Doorphone Panel 視像對講機監控箱
- Intercom 對講機
- Door Magnetic Contact 門磁感應器
- Glass Break Sensor 玻璃爆破偵測器
- Panic Alarm 求救警鐘
- Security Panel 保安監控箱
- Lift Panel 升降機監控箱
- Isolator for Air-conditioning Outdoor Unit 冷氣室外機開關掣
- Air-conditioning Indoor Unit 冷氣室內機
- Air-conditioner Point 冷氣機接駁點
- Central Air-conditioner Controller 中央冷氣機控制器
- Washing Machine Connection Point (Water Inlet) 洗衣機接駁點（來水位）
- Washing Machine Connection Point (Water Outlet) 洗衣機接駁點（去水位）
- 6kW Electrical Water Heater 6千瓦電熱水爐
- Town Gas Meter 煤氣錶
- Town Gas Water Heater 煤氣熱水爐
- Town Gas Water Heater Remote Controller 煤氣熱水爐遙遠控制

Fittings, finishes and appliances
裝置、裝修物料及設備

Mechanical & Electrical Provisions Plans 機電裝置平面圖

House - House No. 36 together with Car Park No. B29
洋房 - 屋號36連同B29號停車位

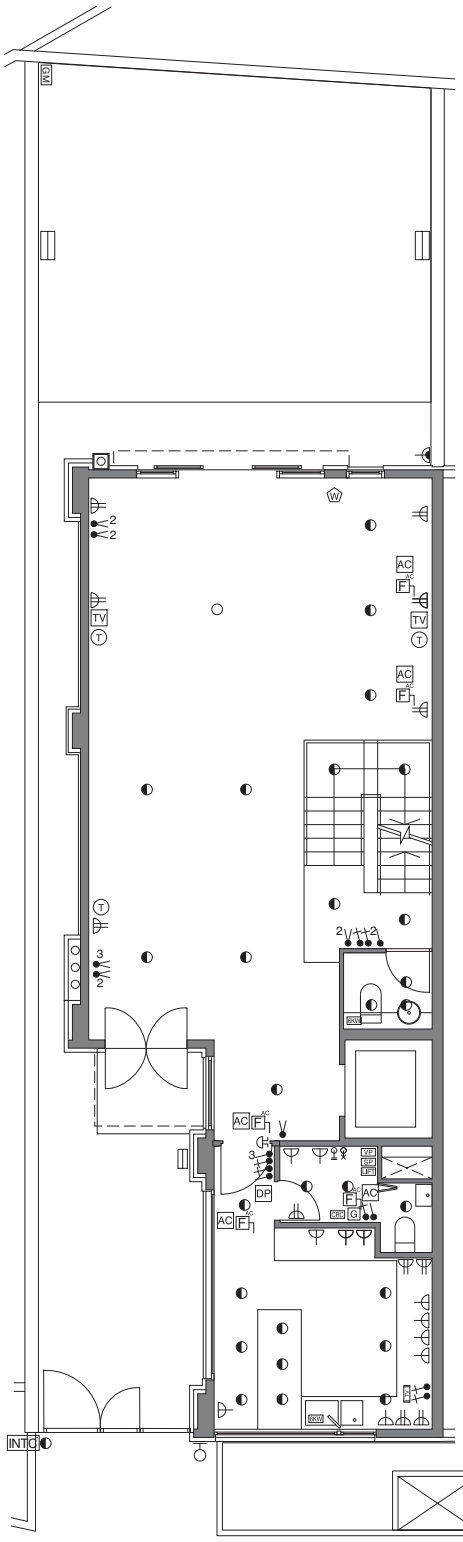

Ground floor
地下

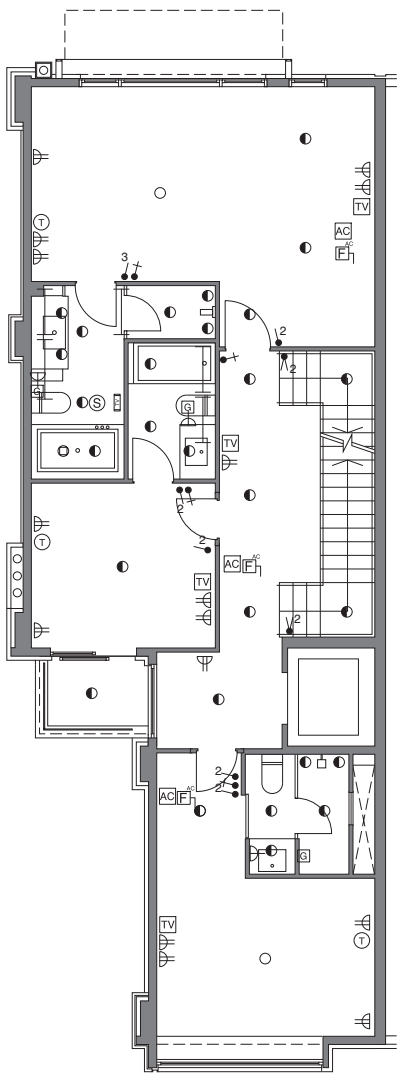

First floor
一樓

Fittings, finishes and appliances
裝置、裝修物料及設備

Mechanical & Electrical Provisions Plans 機電裝置平面圖

House - House No. 36 together with Car Park No. B29
洋房 - 屋號36連同B29號停車位

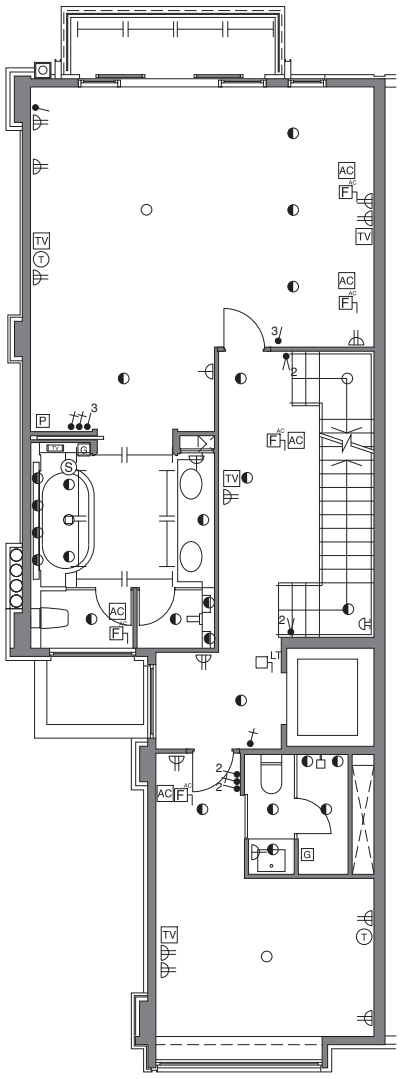

Second floor
二樓

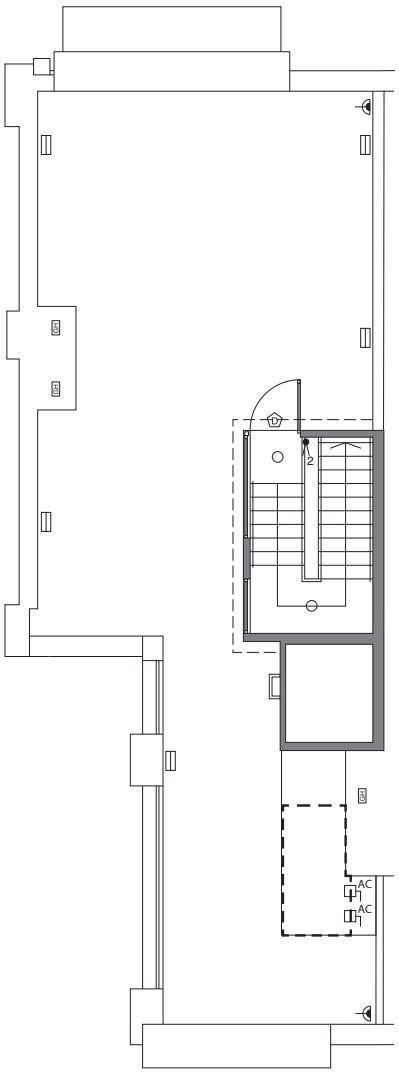

Roof
天台

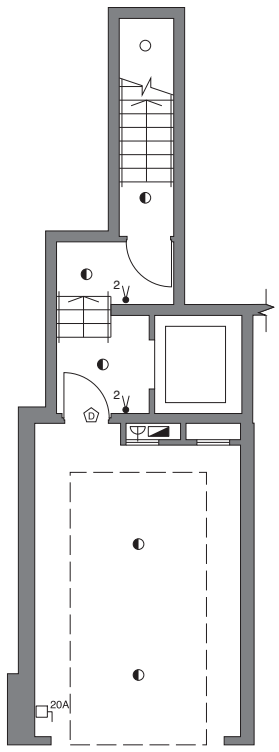

Lower ground floor
地下低層

Legend 圖例

- M.C.B. Board 總電掣箱
- 1-Gang 1-Way Lighting Switch 1位1路燈掣
- 1-Gang 2-Way Lighting Switch 1位2路燈掣
- 1-Way Lighting Switch (n denotes no. of gangs) 1路燈掣(n代表位數)
- 2-Way Lighting Switch (n denotes no. of gangs) 2路燈掣(n代表位數)
- Double Pole Switch 雙極開關掣
- 13A Single Socket Outlet 13A單位電插座
- 13A Twin Socket Outlet 13A雙位電插座
- 13A Weatherproof Single Socket Outlet 13A單位防水電插座
- Recessed Downlight 暗藏式天花燈
- Lamp Holder 燈位
- Heat Lamp 暖燈
- Fluorescent Tube 光管
- Wall Lamp 牆燈
- Recessed Wall Light 暗藏式牆燈
- Weatherproof Spotlight 防水射燈
- 20A Double Pole Isolator 20A雙極開關掣
- Isolator for Lift 升降機開關掣
- Telephone Points 電話插座
- TV/FM Points 電視及電台接收插座
- Television 電視
- Speaker 揚聲器
- Door Bell 門鈴
- Video Doorphone 視像對講機
- Video Doorphone Panel 視像對講機監控箱
- Intercom 對講機
- Door Magnetic Contact 門磁感應器
- Glass Break Sensor 玻璃爆破偵測器
- Panic Alarm 求救警鐘
- Security Panel 保安監控箱
- Lift Panel 升降機監控箱
- Isolator for Air-conditioning Outdoor Unit 冷氣室外機開關掣
- Air-conditioning Indoor Unit 冷氣室內機
- Air-conditioner Point 冷氣機接駁點
- Central Air-conditioner Controller 中央冷氣機控制器
- Washing Machine Connection Point (Water Inlet) 洗衣機接駁點（來水位）
- Washing Machine Connection Point (Water Outlet) 洗衣機接駁點（去水位）
- 6kW Electrical Water Heater 6千瓦電熱水爐
- Town Gas Meter 煤氣錶
- Town Gas Water Heater 煤氣熱水爐
- Town Gas Water Heater Remote Controller 煤氣熱水爐遙遠控制

Fittings, finishes and appliances
裝置、裝修物料及設備

Mechanical & Electrical Provisions Plans 機電裝置平面圖

House - House No. 37 together with Car Park No. B28
洋房 - 屋號37連同B28號停車位

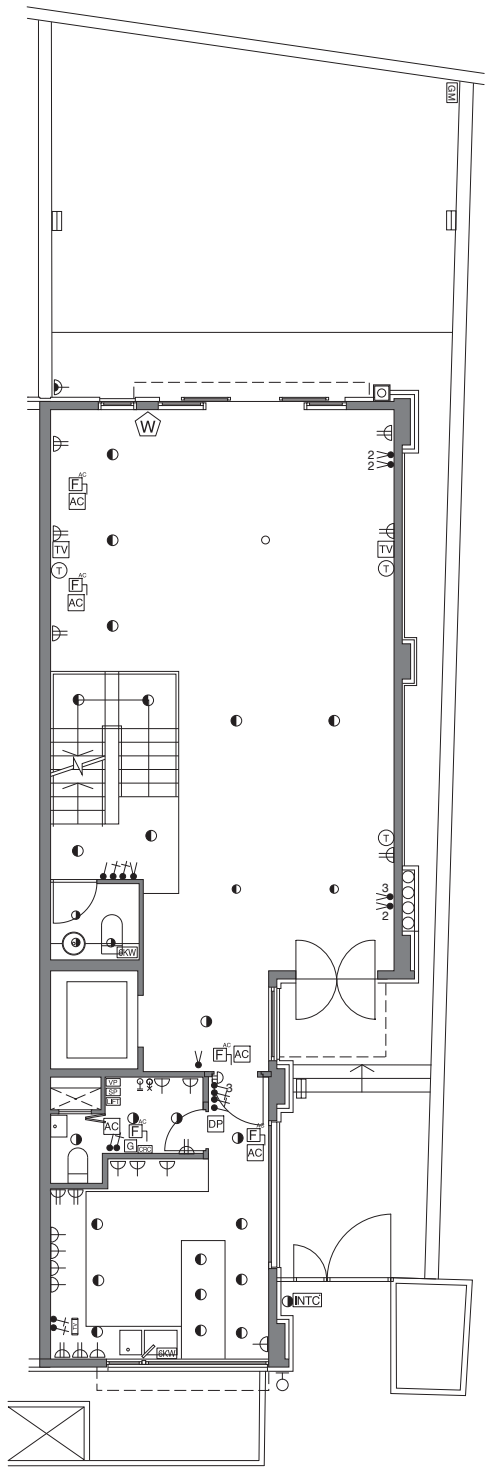

Ground floor
地下

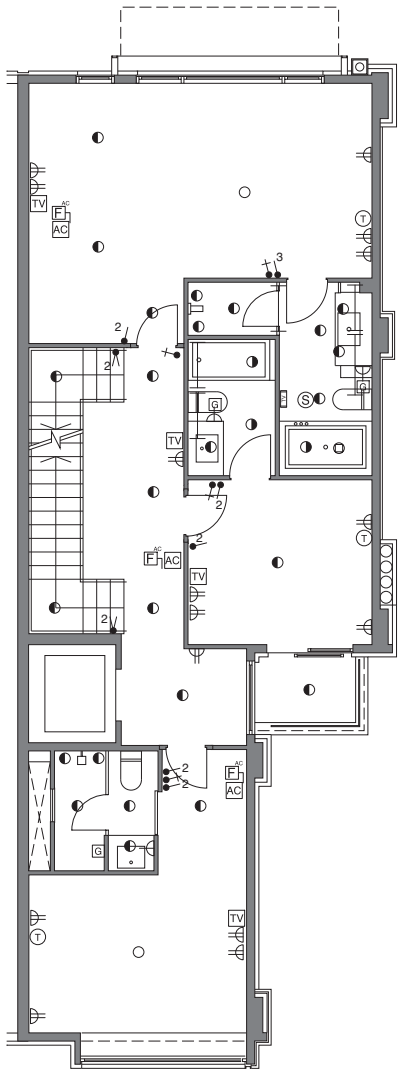

First floor
一樓

Fittings, finishes and appliances
裝置、裝修物料及設備

Mechanical & Electrical Provisions Plans 機電裝置平面圖

House - House No. 37 together with Car Park No. B28
洋房 - 屋號37連同B28號停車位

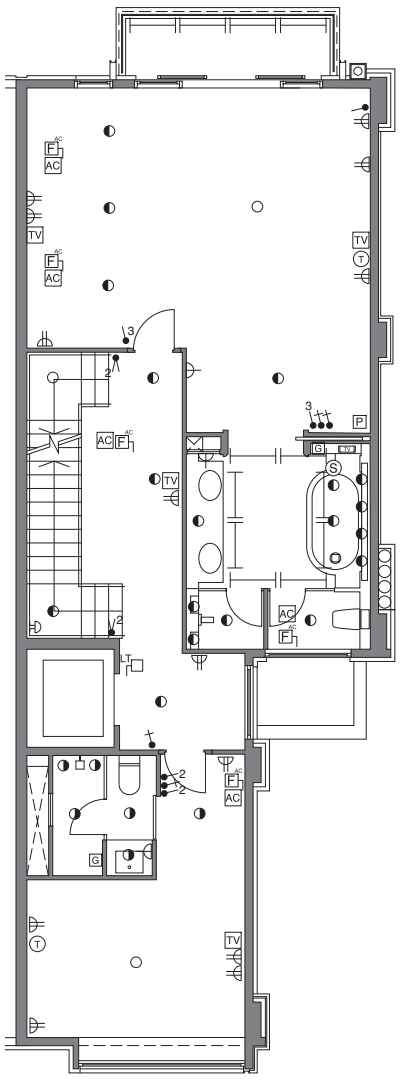

Second floor
二樓

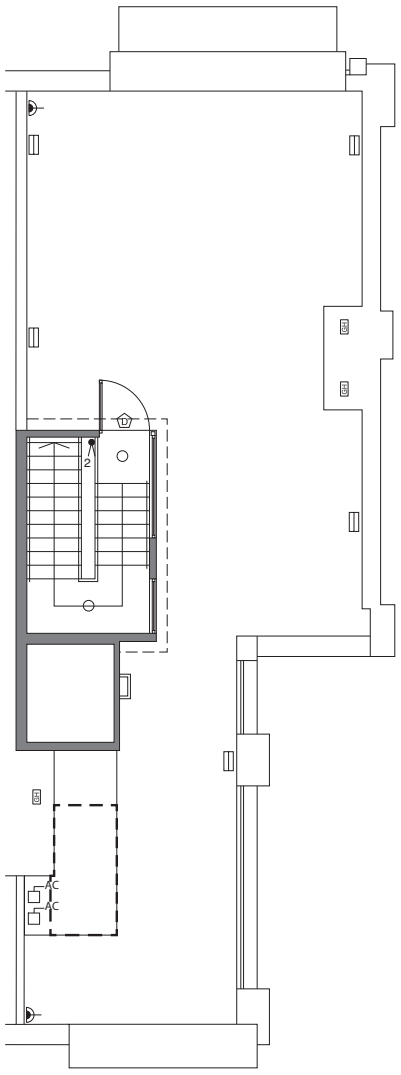

Roof
天台

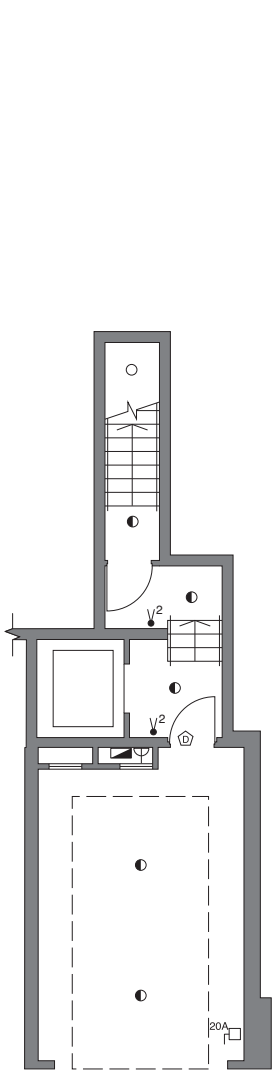

Lower ground floor
地下低層

Legend 圖例

- M.C.B. Board 總電掣箱
- 1-Gang 1-Way Lighting Switch 1位1路燈掣
- 1-Gang 2-Way Lighting Switch 1位2路燈掣
- 1-Way Lighting Switch (n denotes no. of gangs) 1路燈掣(n代表位數)
- 2-Way Lighting Switch (n denotes no. of gangs) 2路燈掣(n代表位數)
- Double Pole Switch 雙極開關掣
- 13A Single Socket Outlet 13A單位電插座
- 13A Twin Socket Outlet 13A雙位電插座
- 13A Weatherproof Single Socket Outlet 13A單位防水電插座
- Recessed Downlight 暗藏式天花燈
- Lamp Holder 燈位
- Heat Lamp 暖燈
- Fluorescent Tube 光管
- Wall Lamp 牆燈
- Recessed Wall Light 暗藏式牆燈
- Weatherproof Spotlight 防水射燈
- 20A Double Pole Isolator 20A雙極開關掣
- Isolator for Lift 升降機開關掣
- Telephone Points 電話插座
- TV/FM Points 電視及電台接收插座
- Television 電視
- Speaker 揚聲器
- Door Bell 門鈴
- Video Doorphone 視像對講機
- Video Doorphone Panel 視像對講機監控箱
- Intercom 對講機
- Door Magnetic Contact 門磁感應器
- Glass Break Sensor 玻璃爆破偵測器
- Panic Alarm 求救警鐘
- Security Panel 保安監控箱
- Lift Panel 升降機監控箱
- Isolator for Air-conditioning Outdoor Unit 冷氣室外機開關掣
- Air-conditioning Indoor Unit 冷氣室內機
- Air-conditioner Point 冷氣機接駁點
- Central Air-conditioner Controller 中央冷氣機控制器
- Washing Machine Connection Point (Water Inlet) 洗衣機接駁點（來水位）
- Washing Machine Connection Point (Water Outlet) 洗衣機接駁點（去水位）
- 6kW Electrical Water Heater 6千瓦電熱水爐
- Town Gas Meter 煤氣錶
- Town Gas Water Heater 煤氣熱水爐
- Town Gas Water Heater Remote Controller 煤氣熱水爐遙遠控制

Fittings, finishes and appliances
裝置、裝修物料及設備

Mechanical & Electrical Provisions Plans 機電裝置平面圖

House - House No. 38 together with Car Park No. B26
洋房 - 屋號38連同B26號停車位

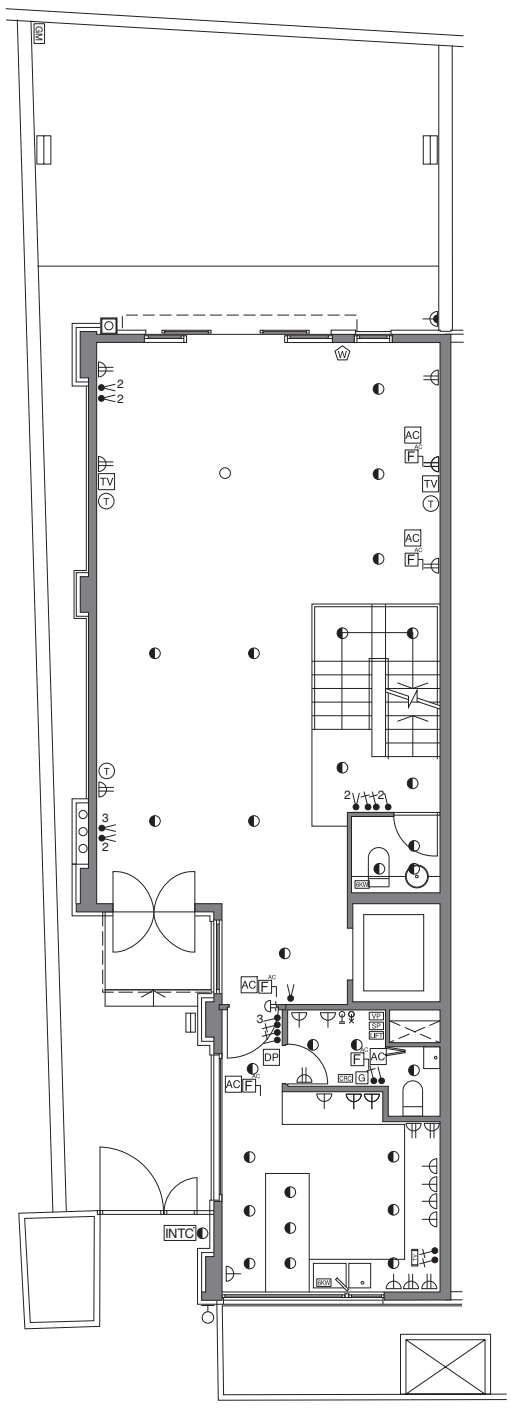

Ground floor
地下

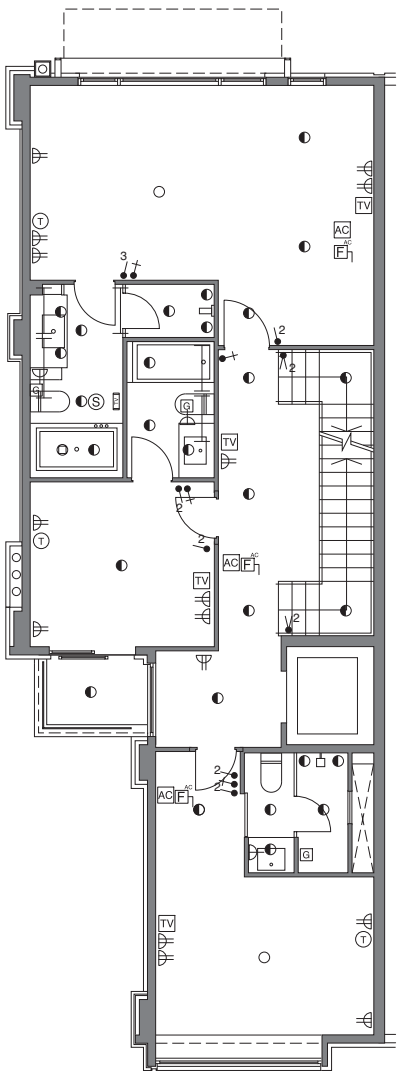

First floor
一樓

Fittings, finishes and appliances
裝置、裝修物料及設備

Mechanical & Electrical Provisions Plans 機電裝置平面圖

House - House No. 38 together with Car Park No. B26
洋房 - 屋號38連同B26號停車位

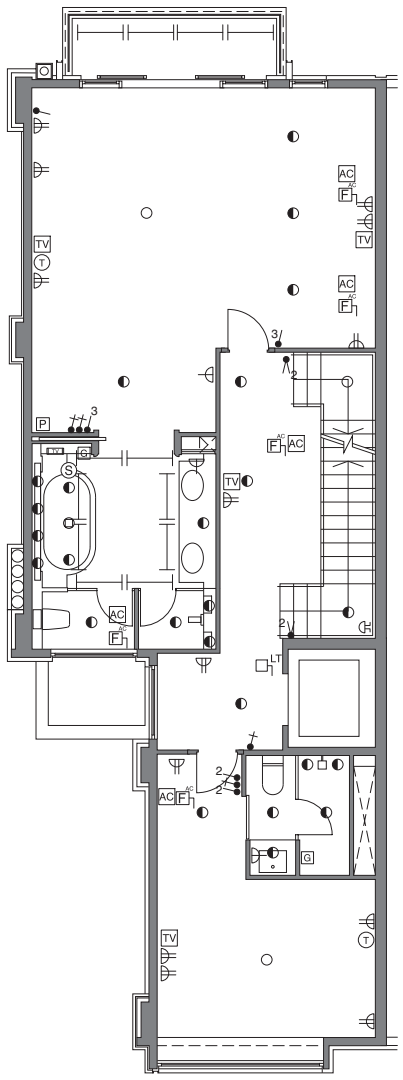

Second floor
二樓

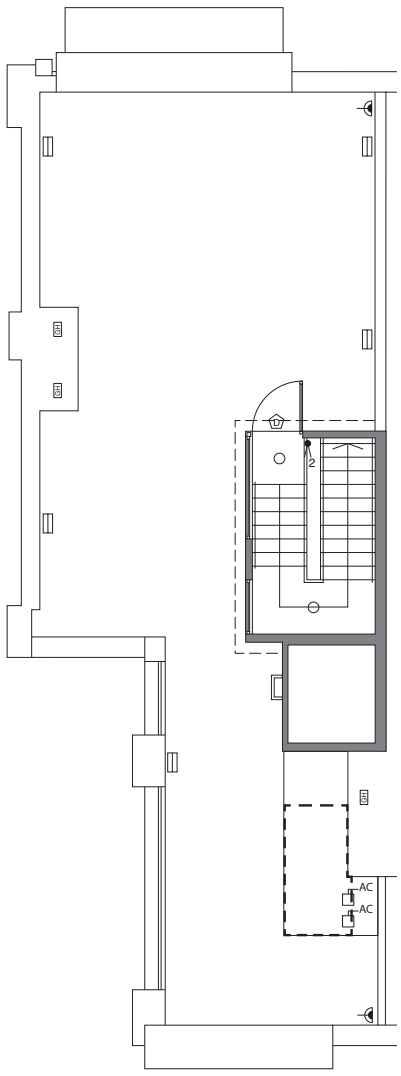

Roof
天台

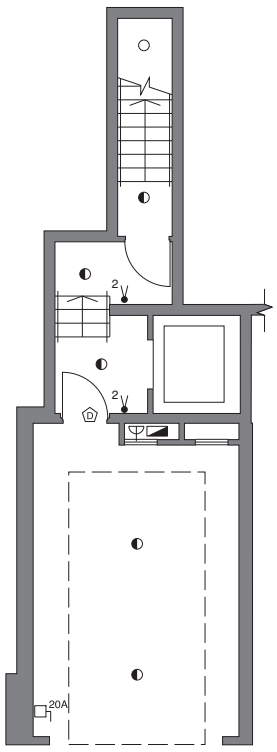

Lower ground floor
地下低層

Legend 圖例

- M.C.B. Board 總電掣箱
- 1-Gang 1-Way Lighting Switch 1位1路燈掣
- 1-Gang 2-Way Lighting Switch 1位2路燈掣
- 1-Way Lighting Switch (n denotes no. of gangs) 1路燈掣(n代表位數)
- 2-Way Lighting Switch (n denotes no. of gangs) 2路燈掣(n代表位數)
- Double Pole Switch 雙極開關掣
- 13A Single Socket Outlet 13A單位電插座
- 13A Twin Socket Outlet 13A雙位電插座
- 13A Weatherproof Single Socket Outlet 13A單位防水電插座
- Recessed Downlight 暗藏式天花燈
- Lamp Holder 燈位
- Heat Lamp 暖燈
- Fluorescent Tube 光管
- Wall Lamp 牆燈
- Recessed Wall Light 暗藏式牆燈
- Weatherproof Spotlight 防水射燈
- 20A Double Pole Isolator 20A雙極開關掣
- Isolator for Lift 升降機開關掣
- Telephone Points 電話插座
- TV/FM Points 電視及電台接收插座
- Television 電視
- Speaker 揚聲器
- Door Bell 門鈴
- Video Doorphone 視像對講機
- Video Doorphone Panel 視像對講機監控箱
- Intercom 對講機
- Door Magnetic Contact 門磁感應器
- Glass Break Sensor 玻璃爆破偵測器
- Panic Alarm 求救警鐘
- Security Panel 保安監控箱
- Lift Panel 升降機監控箱
- Isolator for Air-conditioning Outdoor Unit 冷氣室外機開關掣
- Air-conditioning Indoor Unit 冷氣室內機
- Air-conditioner Point 冷氣機接駁點
- Central Air-conditioner Controller 中央冷氣機控制器
- Washing Machine Connection Point (Water Inlet) 洗衣機接駁點（來水位）
- Washing Machine Connection Point (Water Outlet) 洗衣機接駁點（去水位）
- 6kW Electrical Water Heater 6千瓦電熱水爐
- Town Gas Meter 煤氣錶
- Town Gas Water Heater 煤氣熱水爐
- Town Gas Water Heater Remote Controller 煤氣熱水爐遙遠控制

Fittings, finishes and appliances
裝置、裝修物料及設備

Mechanical & Electrical Provisions Plans 機電裝置平面圖

House - House No. 39 together with Car Park No. B25
洋房 - 屋號39連同B25號停車位

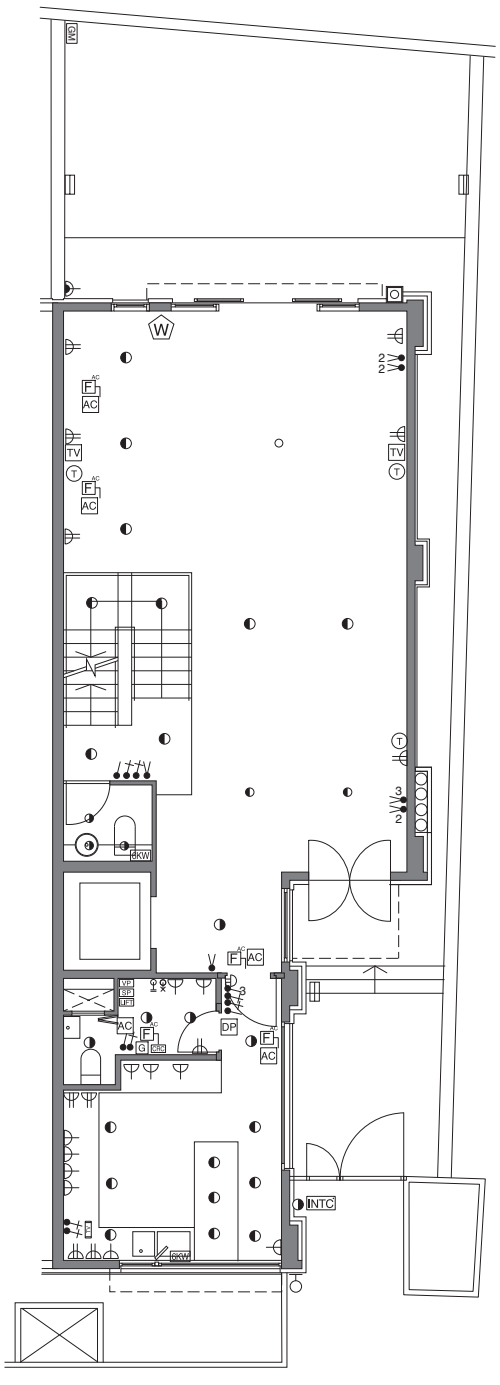

Ground floor
地下

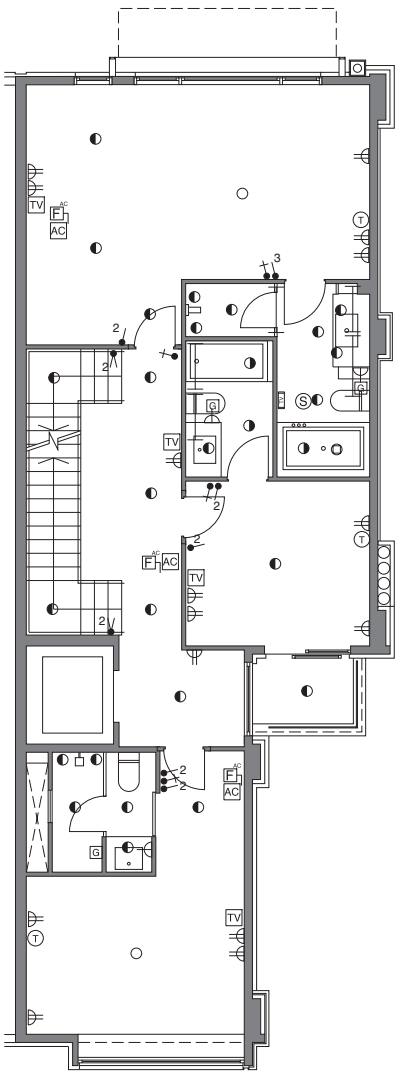

First floor
一樓

Fittings, finishes and appliances
裝置、裝修物料及設備

Mechanical & Electrical Provisions Plans 機電裝置平面圖

House - House No. 39 together with Car Park No. B25
洋房 - 屋號39連同B25號停車位

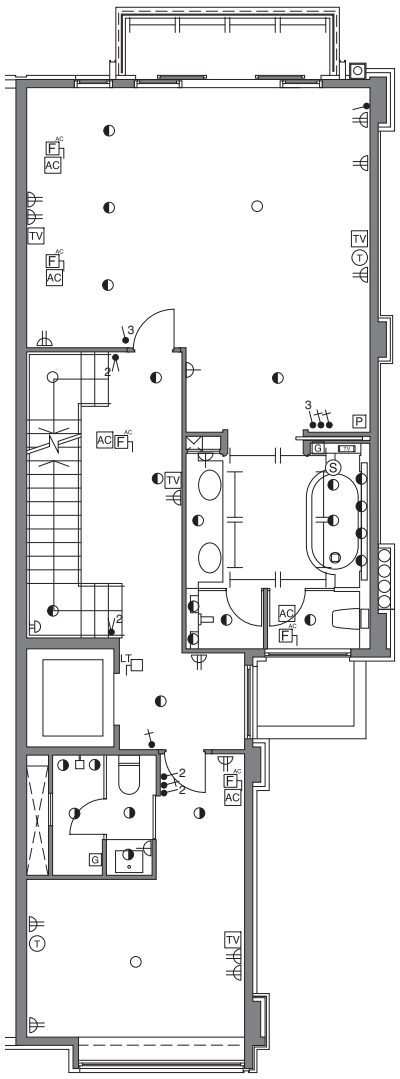

Second floor
二樓

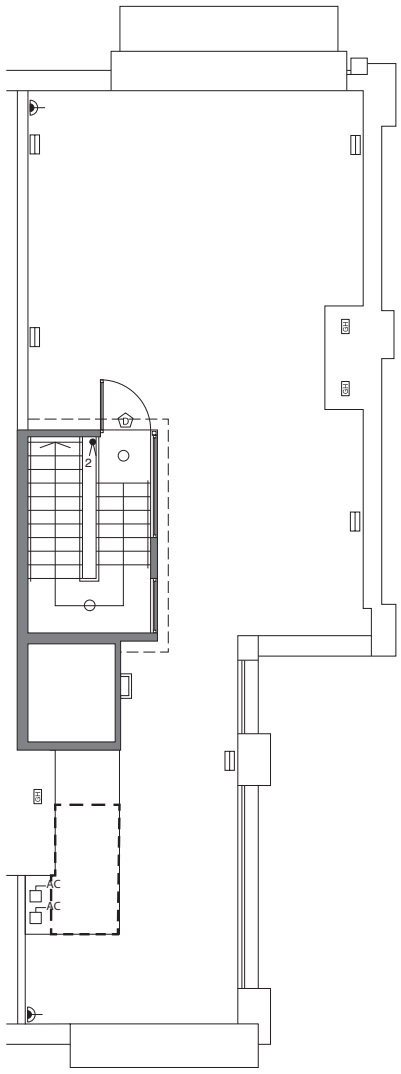

Roof
天台

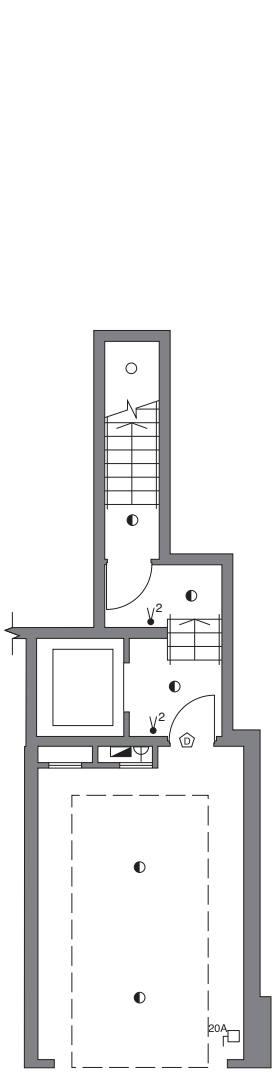

Lower ground floor
地下低層

Legend 圖例

- M.C.B. Board 總電掣箱
- 1-Gang 1-Way Lighting Switch 1位1路燈掣
- 1-Gang 2-Way Lighting Switch 1位2路燈掣
- 1-Way Lighting Switch (n denotes no. of gangs) 1路燈掣(n代表位數)
- 2-Way Lighting Switch (n denotes no. of gangs) 2路燈掣(n代表位數)
- Double Pole Switch 雙極開關掣
- 13A Single Socket Outlet 13A單位電插座
- 13A Twin Socket Outlet 13A雙位電插座
- 13A Weatherproof Single Socket Outlet 13A單位防水電插座
- Recessed Downlight 暗藏式天花燈
- Lamp Holder 燈位
- Heat Lamp 暖燈
- Fluorescent Tube 光管
- Wall Lamp 牆燈
- Recessed Wall Light 暗藏式牆燈
- Weatherproof Spotlight 防水射燈
- 20A Double Pole Isolator 20A雙極開關掣
- Isolator for Lift 升降機開關掣
- Telephone Points 電話插座
- TV/FM Points 電視及電台接收插座
- Television 電視
- Speaker 揚聲器
- Door Bell 門鈴
- Video Doorphone 視像對講機
- Video Doorphone Panel 視像對講機監控箱
- Intercom 對講機
- Door Magnetic Contact 門磁感應器
- Glass Break Sensor 玻璃爆破偵測器
- Panic Alarm 求救警鐘
- Security Panel 保安監控箱
- Lift Panel 升降機監控箱
- Isolator for Air-conditioning Outdoor Unit 冷氣室外機開關掣
- Air-conditioning Indoor Unit 冷氣室內機
- Air-conditioner Point 冷氣機接駁點
- Central Air-conditioner Controller 中央冷氣機控制器
- Washing Machine Connection Point (Water Inlet) 洗衣機接駁點（來水位）
- Washing Machine Connection Point (Water Outlet) 洗衣機接駁點（去水位）
- 6kW Electrical Water Heater 6千瓦電熱水爐
- Town Gas Meter 煤氣錶
- Town Gas Water Heater 煤氣熱水爐
- Town Gas Water Heater Remote Controller 煤氣熱水爐遙遠控制

Fittings, finishes and appliances
裝置、裝修物料及設備

Mechanical & Electrical Provisions Plans 機電裝置平面圖

House - House No. 40 together with Car Park No. B22
洋房 - 屋號40連同B22號停車位

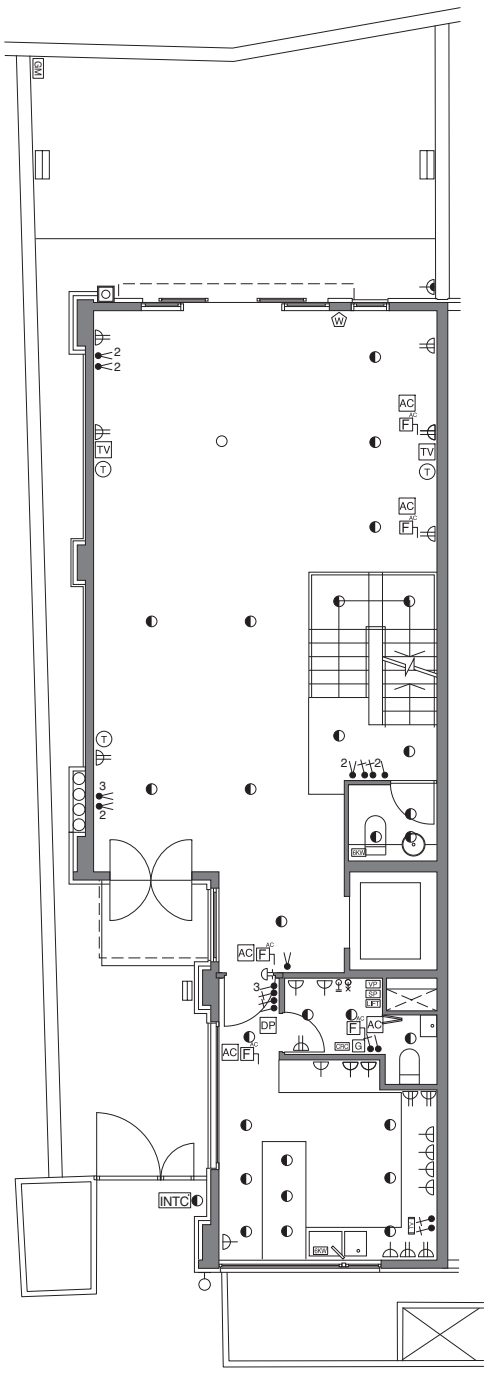

Ground floor
地下

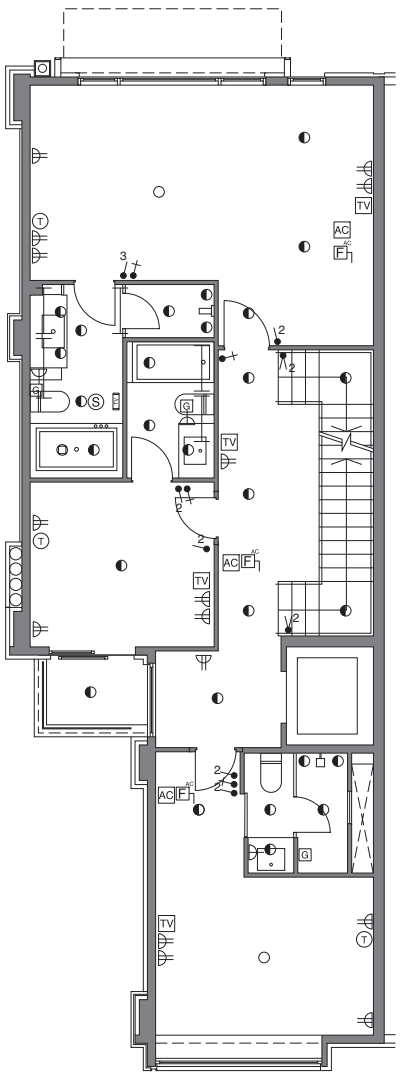

First floor
一樓

Fittings, finishes and appliances
裝置、裝修物料及設備

Mechanical & Electrical Provisions Plans 機電裝置平面圖

House - House No. 40 together with Car Park No. B22
洋房 - 屋號40連同B22號停車位

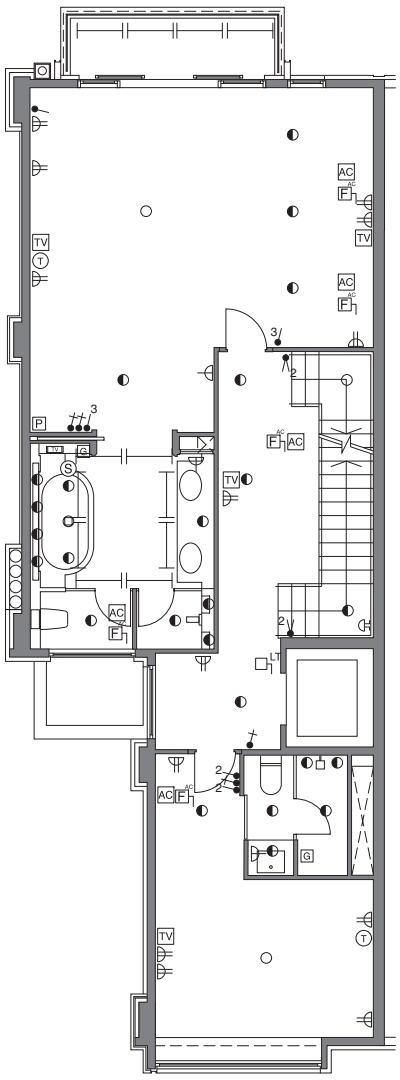

Second floor
二樓

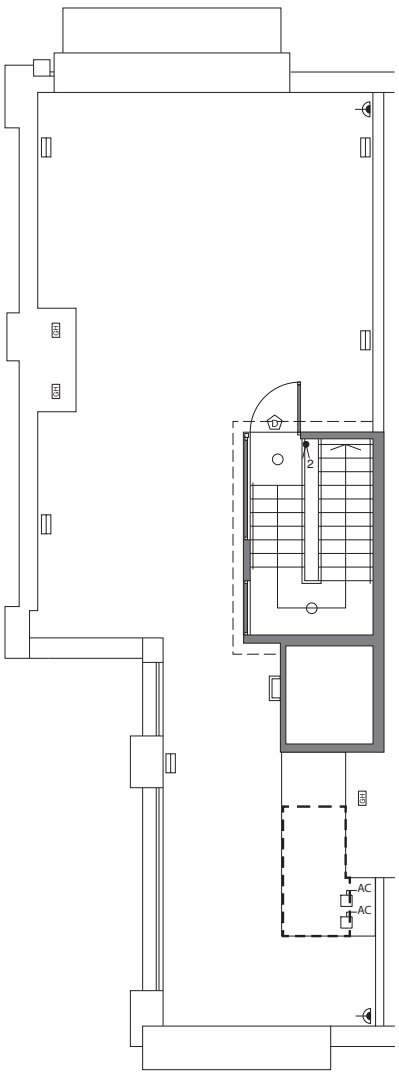

Roof
天台

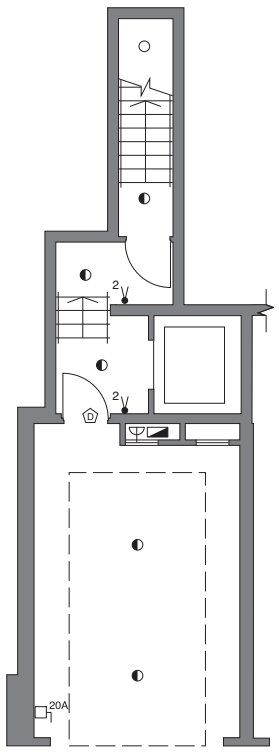

Lower ground floor
地下低層

Legend 圖例

- M.C.B. Board 總電掣箱
- 1-Gang 1-Way Lighting Switch 1位1路燈掣
- 1-Gang 2-Way Lighting Switch 1位2路燈掣
- 1-Way Lighting Switch (n denotes no. of gangs) 1路燈掣(n代表位數)
- 2-Way Lighting Switch (n denotes no. of gangs) 2路燈掣(n代表位數)
- Double Pole Switch 雙極開關掣
- 13A Single Socket Outlet 13A單位電插座
- 13A Twin Socket Outlet 13A雙位電插座
- 13A Weatherproof Single Socket Outlet 13A單位防水電插座
- Recessed Downlight 暗藏式天花燈
- Lamp Holder 燈位
- Heat Lamp 暖燈
- Fluorescent Tube 光管
- Wall Lamp 牆燈
- Recessed Wall Light 暗藏式牆燈
- Weatherproof Spotlight 防水射燈
- 20A Double Pole Isolator 20A雙極開關掣
- Isolator for Lift 升降機開關掣
- Telephone Points 電話插座
- TV/FM Points 電視及電台接收插座
- Television 電視
- Speaker 揚聲器
- Door Bell 門鈴
- Video Doorphone 視像對講機
- Video Doorphone Panel 視像對講機監控箱
- Intercom 對講機
- Door Magnetic Contact 門磁感應器
- Glass Break Sensor 玻璃爆破偵測器
- Panic Alarm 求救警鐘
- Security Panel 保安監控箱
- Lift Panel 升降機監控箱
- Isolator for Air-conditioning Outdoor Unit 冷氣室外機開關掣
- Air-conditioning Indoor Unit 冷氣室內機
- Air-conditioner Point 冷氣機接駁點
- Central Air-conditioner Controller 中央冷氣機控制器
- Washing Machine Connection Point (Water Inlet) 洗衣機接駁點（來水位）
- Washing Machine Connection Point (Water Outlet) 洗衣機接駁點（去水位）
- 6kW Electrical Water Heater 6千瓦電熱水爐
- Town Gas Meter 煤氣錶
- Town Gas Water Heater 煤氣熱水爐
- Town Gas Water Heater Remote Controller 煤氣熱水爐遙遠控制

Fittings, finishes and appliances
裝置、裝修物料及設備

Mechanical & Electrical Provisions Plans 機電裝置平面圖

House - House No. 41 together with Car Park No. B21
洋房 - 屋號41連同B21號停車位

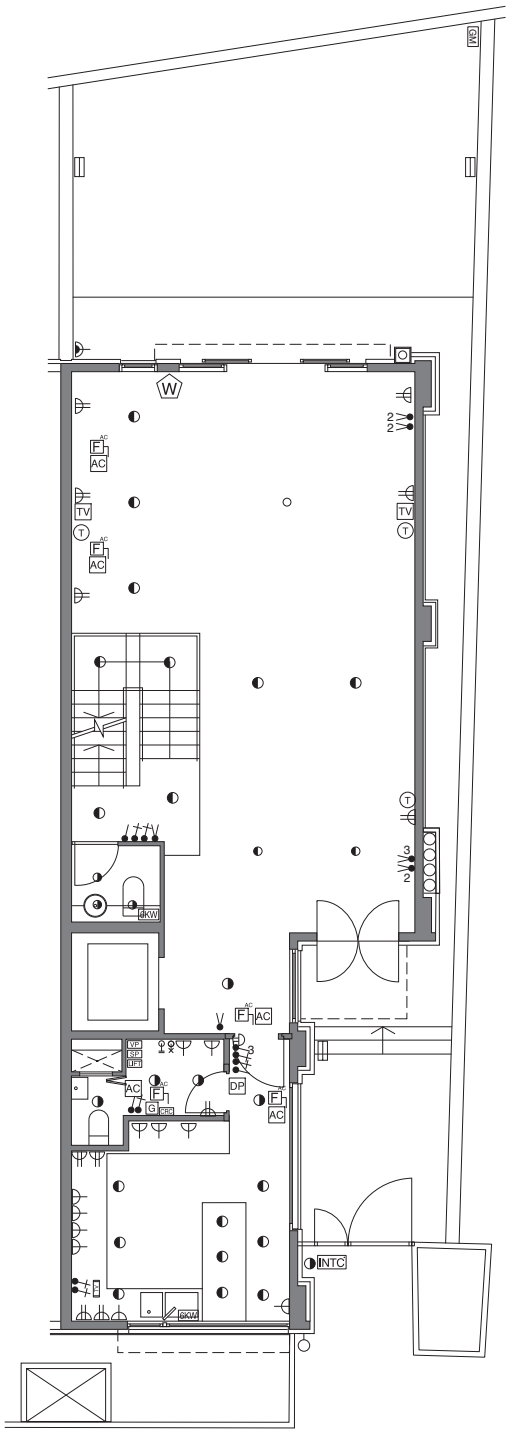

Ground floor
地下

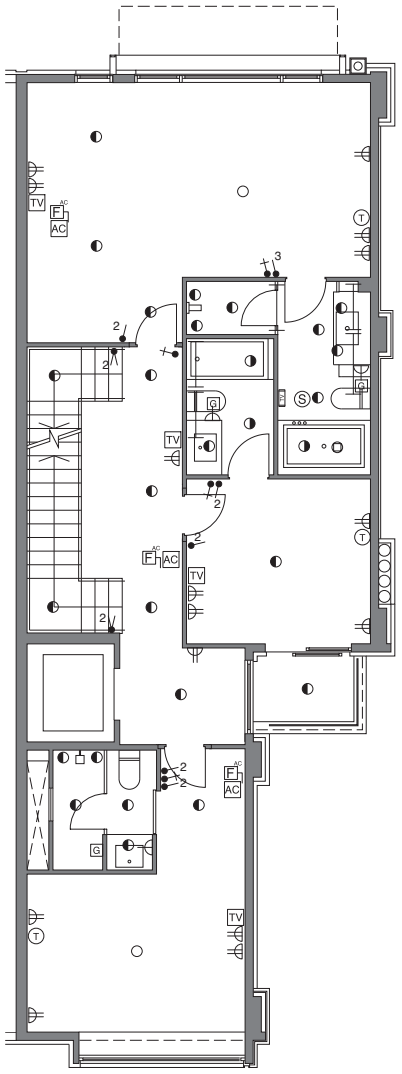

First floor
一樓

Fittings, finishes and appliances
裝置、裝修物料及設備

Mechanical & Electrical Provisions Plans 機電裝置平面圖

House - House No. 41 together with Car Park No. B21
洋房 - 屋號41連同B21號停車位

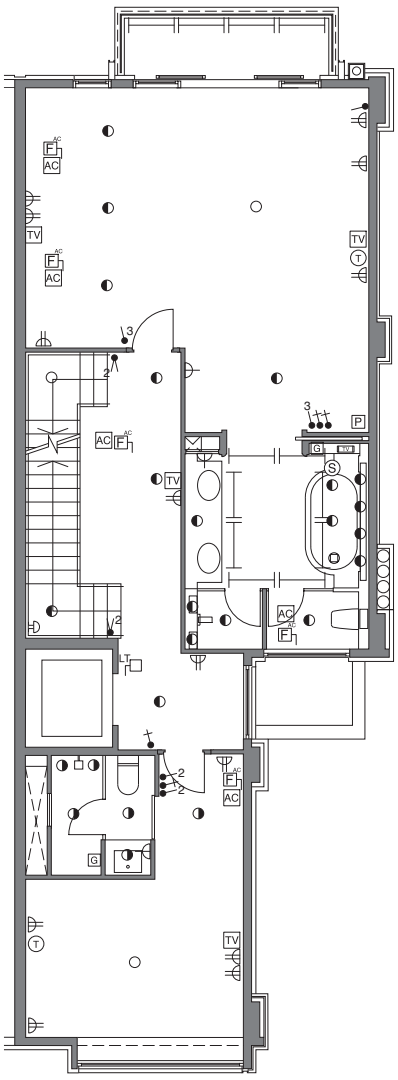

Second floor
二樓

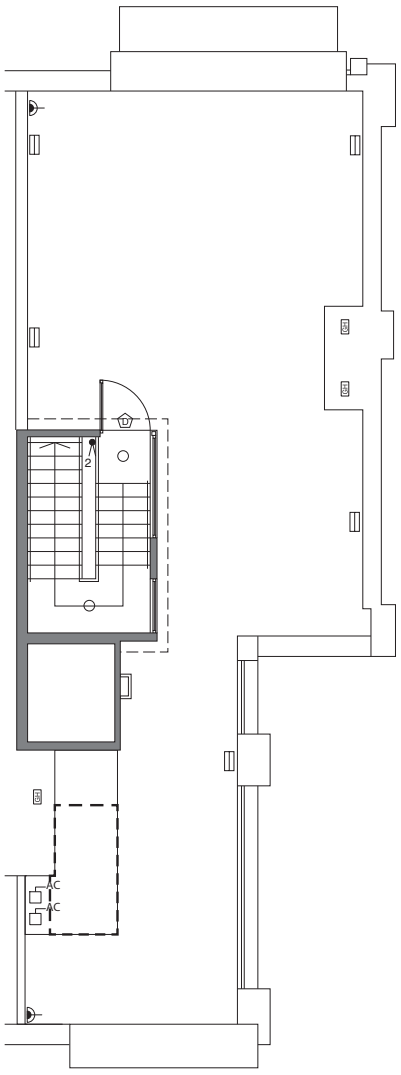

Roof
天台

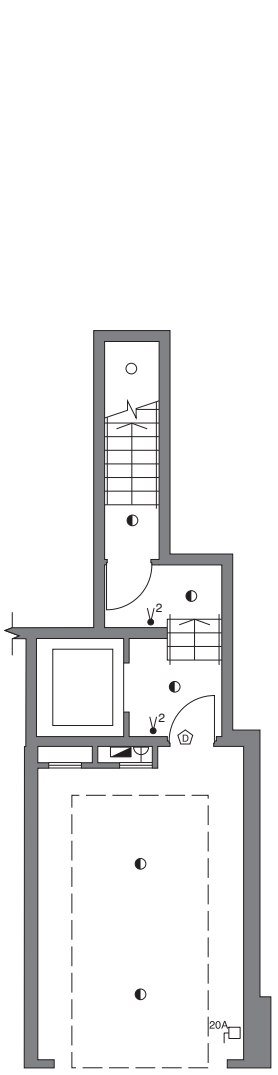

Lower ground floor
地下低層

Legend 圖例

- M.C.B. Board 總電掣箱
- 1-Gang 1-Way Lighting Switch 1位1路燈掣
- 1-Gang 2-Way Lighting Switch 1位2路燈掣
- 1-Way Lighting Switch (n denotes no. of gangs) 1路燈掣(n代表位數)
- 2-Way Lighting Switch (n denotes no. of gangs) 2路燈掣(n代表位數)
- Double Pole Switch 雙極開關掣
- 13A Single Socket Outlet 13A單位電插座
- 13A Twin Socket Outlet 13A雙位電插座
- 13A Weatherproof Single Socket Outlet 13A單位防水電插座
- Recessed Downlight 暗藏式天花燈
- Lamp Holder 燈位
- Heat Lamp 暖燈
- Fluorescent Tube 光管
- Wall Lamp 牆燈
- Recessed Wall Light 暗藏式牆燈
- Weatherproof Spotlight 防水射燈
- 20A Double Pole Isolator 20A雙極開關掣
- Isolator for Lift 升降機開關掣
- Telephone Points 電話插座
- TV/FM Points 電視及電台接收插座
- Television 電視
- Speaker 揚聲器
- Door Bell 門鈴
- Video Doorphone 視像對講機
- Video Doorphone Panel 視像對講機監控箱
- Intercom 對講機
- Door Magnetic Contact 門磁感應器
- Glass Break Sensor 玻璃爆破偵測器
- Panic Alarm 求救警鐘
- Security Panel 保安監控箱
- Lift Panel 升降機監控箱
- Isolator for Air-conditioning Outdoor Unit 冷氣室外機開關掣
- Air-conditioning Indoor Unit 冷氣室內機
- Air-conditioner Point 冷氣機接駁點
- Central Air-conditioner Controller 中央冷氣機控制器
- Washing Machine Connection Point (Water Inlet) 洗衣機接駁點（來水位）
- Washing Machine Connection Point (Water Outlet) 洗衣機接駁點（去水位）
- 6kW Electrical Water Heater 6千瓦電熱水爐
- Town Gas Meter 煤氣錶
- Town Gas Water Heater 煤氣熱水爐
- Town Gas Water Heater Remote Controller 煤氣熱水爐遙遠控制

Fittings, finishes and appliances
裝置、裝修物料及設備

Mechanical & Electrical Provisions Plans 機電裝置平面圖

House - House No. 42 together with Car Park No. B20
洋房 - 屋號42連同B20號停車位

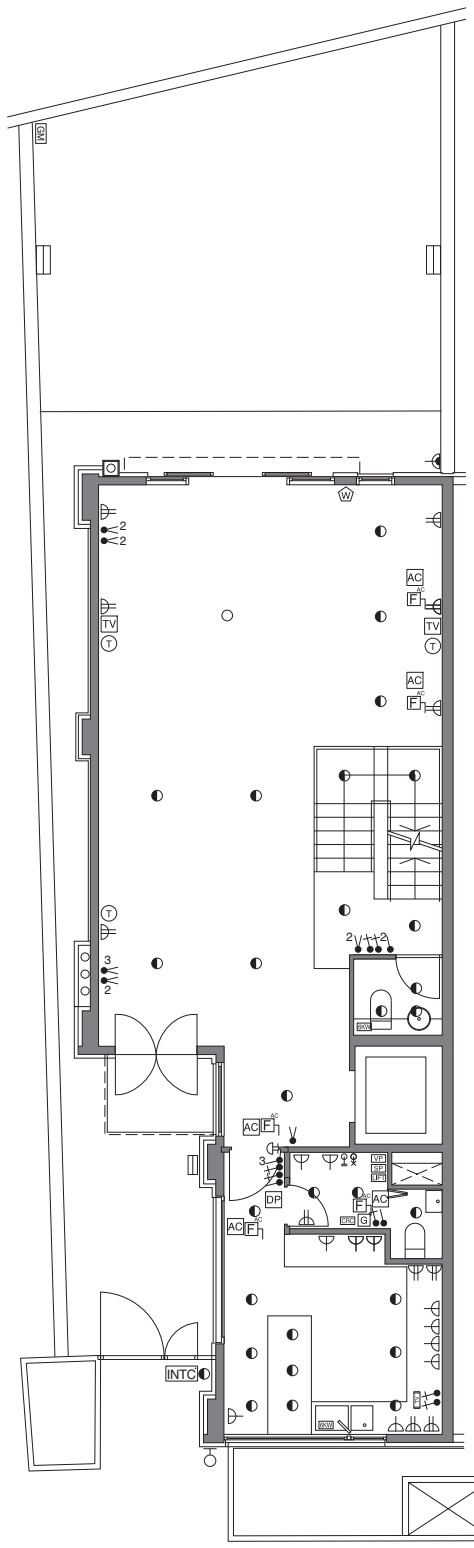

Ground floor
地下

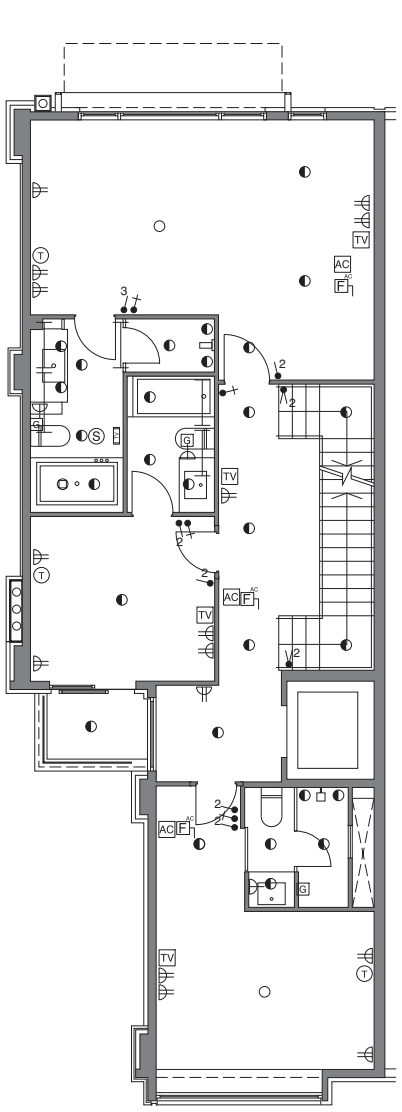

First floor
一樓

Fittings, finishes and appliances
裝置、裝修物料及設備

Mechanical & Electrical Provisions Plans 機電裝置平面圖

House - House No. 42 together with Car Park No. B20
洋房 - 屋號42連同B20號停車位

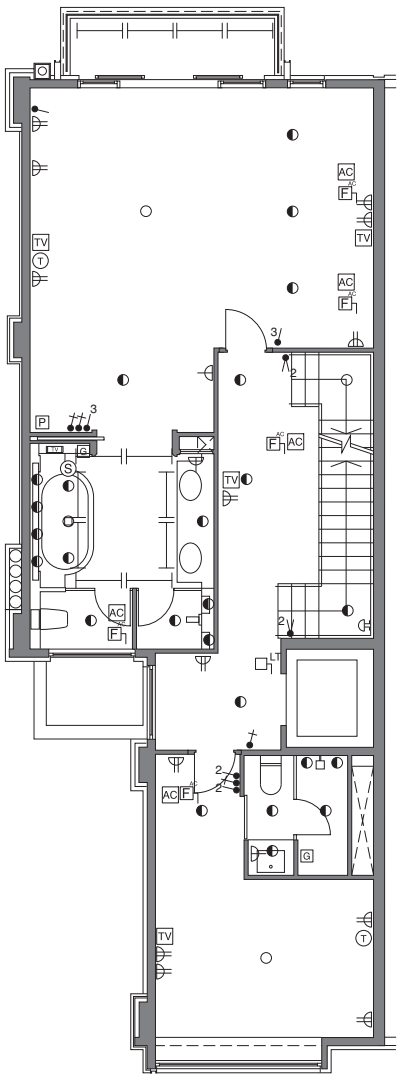

Second floor
二樓

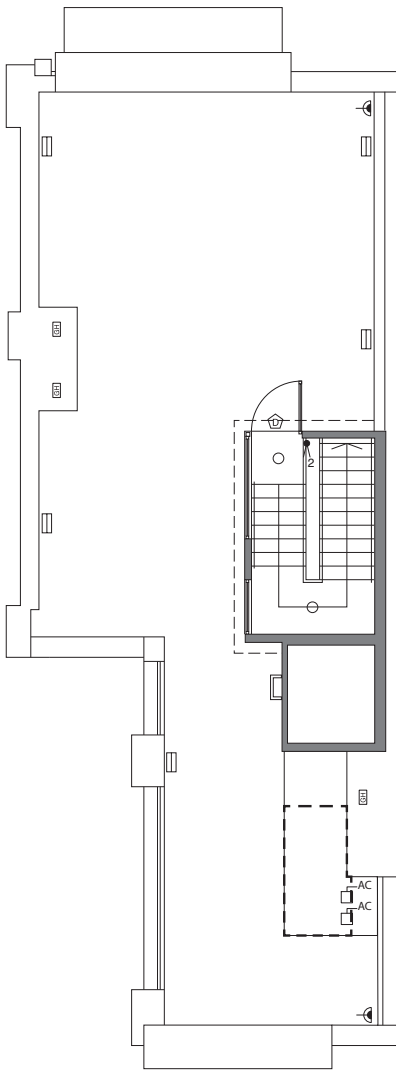

Roof
天台

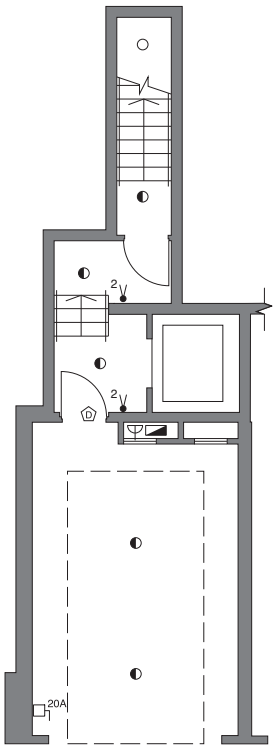

Lower ground floor
地下低層

Legend 圖例

- M.C.B. Board 總電掣箱
- 1-Gang 1-Way Lighting Switch 1位1路燈掣
- 1-Gang 2-Way Lighting Switch 1位2路燈掣
- 1-Way Lighting Switch (n denotes no. of gangs) 1路燈掣(n代表位數)
- 2-Way Lighting Switch (n denotes no. of gangs) 2路燈掣(n代表位數)
- Double Pole Switch 雙極開關掣
- 13A Single Socket Outlet 13A單位電插座
- 13A Twin Socket Outlet 13A雙位電插座
- 13A Weatherproof Single Socket Outlet 13A單位防水電插座
- Recessed Downlight 暗藏式天花燈
- Lamp Holder 燈位
- Heat Lamp 暖燈
- Fluorescent Tube 光管
- Wall Lamp 牆燈
- Recessed Wall Light 暗藏式牆燈
- Weatherproof Spotlight 防水射燈
- 20A Double Pole Isolator 20A雙極開關掣
- Isolator for Lift 升降機開關掣
- Telephone Points 電話插座
- TV/FM Points 電視及電台接收插座
- Television 電視
- Speaker 揚聲器
- Door Bell 門鈴
- Video Doorphone 視像對講機
- Video Doorphone Panel 視像對講機監控箱
- Intercom 對講機
- Door Magnetic Contact 門磁感應器
- Glass Break Sensor 玻璃爆破偵測器
- Panic Alarm 求救警鐘
- Security Panel 保安監控箱
- Lift Panel 升降機監控箱
- Isolator for Air-conditioning Outdoor Unit 冷氣室外機開關掣
- Air-conditioning Indoor Unit 冷氣室內機
- Air-conditioner Point 冷氣機接駁點
- Central Air-conditioner Controller 中央冷氣機控制器
- Washing Machine Connection Point (Water Inlet) 洗衣機接駁點（來水位）
- Washing Machine Connection Point (Water Outlet) 洗衣機接駁點（去水位）
- 6kW Electrical Water Heater 6千瓦電熱水爐
- Town Gas Meter 煤氣錶
- Town Gas Water Heater 煤氣熱水爐
- Town Gas Water Heater Remote Controller 煤氣熱水爐遙遠控制

Fittings, finishes and appliances
裝置、裝修物料及設備

Mechanical & Electrical Provisions Plans 機電裝置平面圖

House - House No. 43 together with Car Park No. B19
洋房 - 屋號43連同B19號停車位

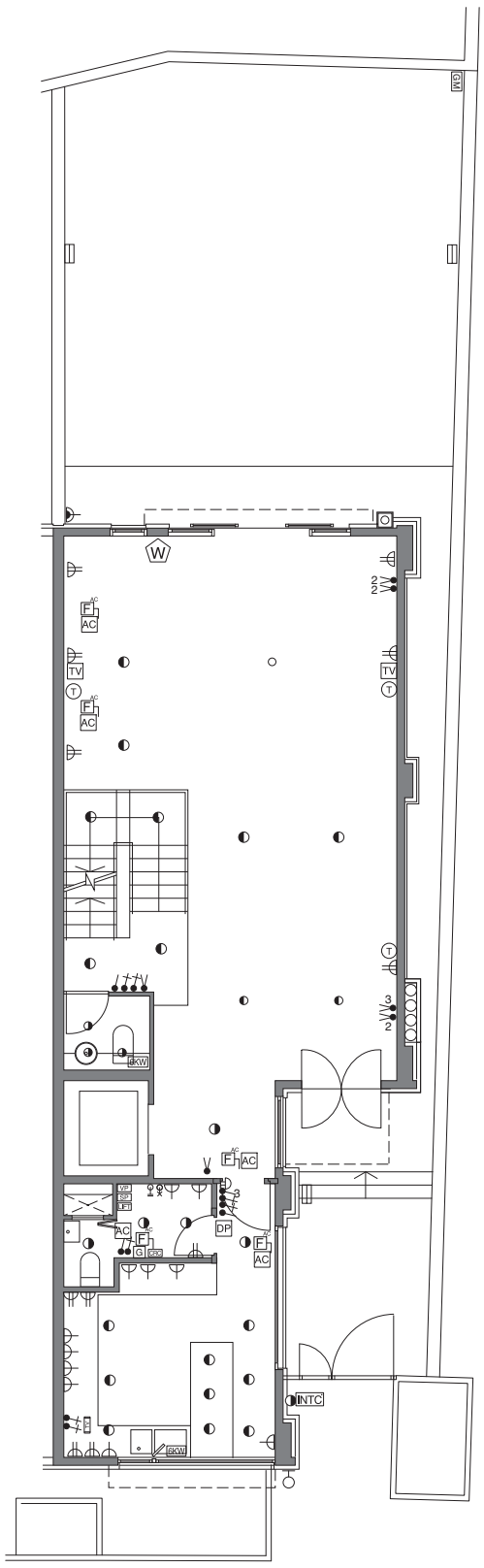

Ground floor
地下

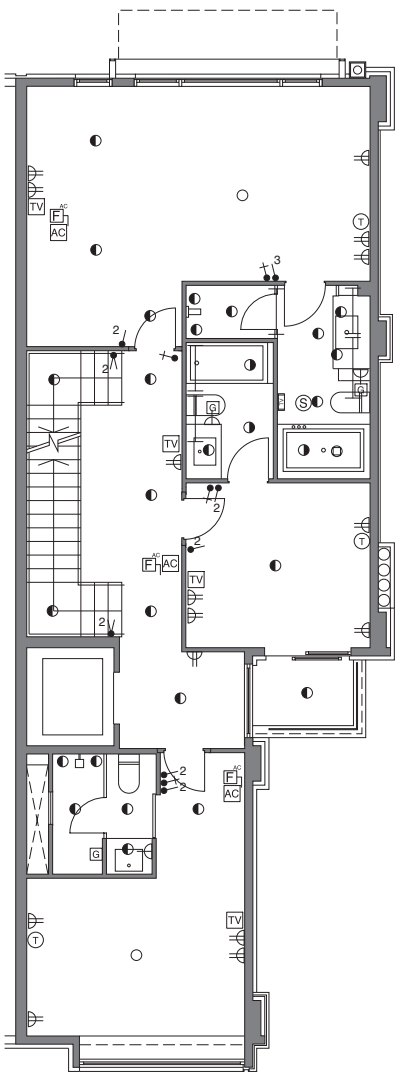

First floor
一樓

Fittings, finishes and appliances
裝置、裝修物料及設備

Mechanical & Electrical Provisions Plans 機電裝置平面圖

House - House No. 43 together with Car Park No. B19
洋房 - 屋號43連同B19號停車位

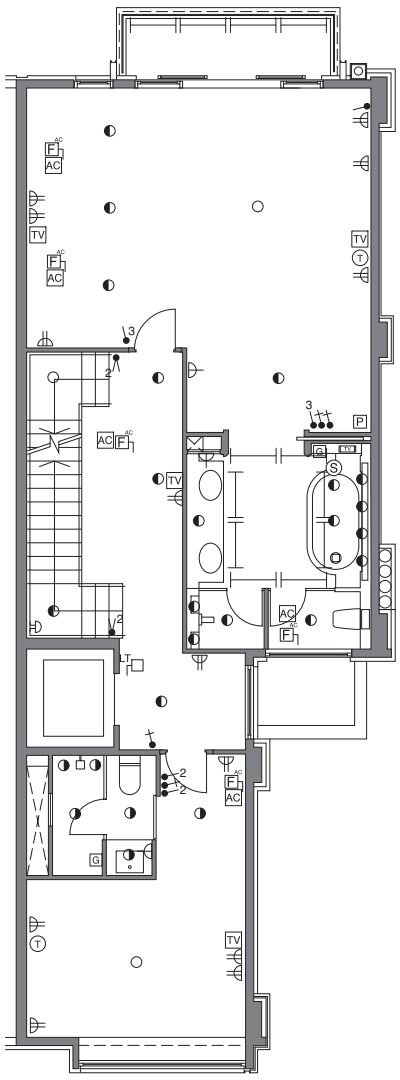

Second floor
二樓

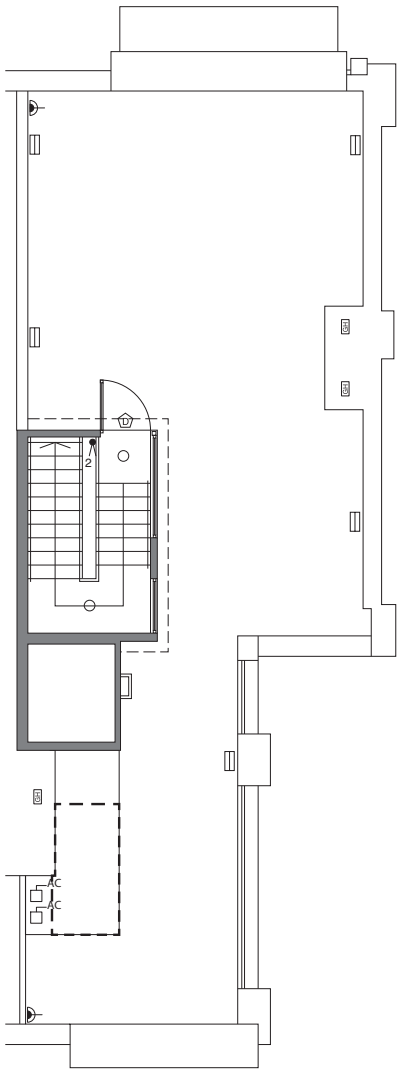

Roof
天台

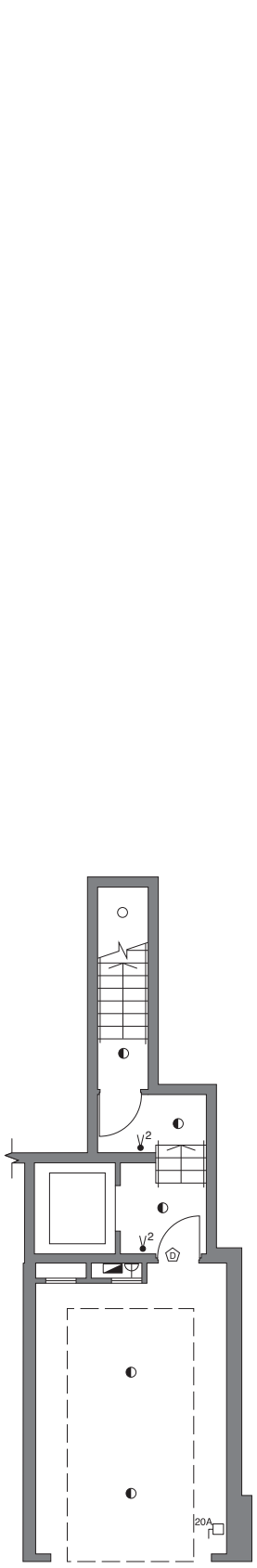

Lower ground floor
地下低層

Legend 圖例

- M.C.B. Board 總電掣箱
- 1-Gang 1-Way Lighting Switch 1位1路燈掣
- 1-Gang 2-Way Lighting Switch 1位2路燈掣
- 1-Way Lighting Switch (n denotes no. of gangs) 1路燈掣(n代表位數)
- 2-Way Lighting Switch (n denotes no. of gangs) 2路燈掣(n代表位數)
- Double Pole Switch 雙極開關掣
- 13A Single Socket Outlet 13A單位電插座
- 13A Twin Socket Outlet 13A雙位電插座
- 13A Weatherproof Single Socket Outlet 13A單位防水電插座
- Recessed Downlight 暗藏式天花燈
- Lamp Holder 燈位
- Heat Lamp 暖燈
- Fluorescent Tube 光管
- Wall Lamp 牆燈
- Recessed Wall Light 暗藏式牆燈
- Weatherproof Spotlight 防水射燈
- 20A Double Pole Isolator 20A雙極開關掣
- Isolator for Lift 升降機開關掣
- Telephone Points 電話插座
- TV/FM Points 電視及電台接收插座
- Television 電視
- Speaker 揚聲器
- Door Bell 門鈴
- Video Doorphone 視像對講機
- Video Doorphone Panel 視像對講機監控箱
- Intercom 對講機
- Door Magnetic Contact 門磁感應器
- Glass Break Sensor 玻璃爆破偵測器
- Panic Alarm 求救警鐘
- Security Panel 保安監控箱
- Lift Panel 升降機監控箱
- Isolator for Air-conditioning Outdoor Unit 冷氣室外機開關掣
- Air-conditioning Indoor Unit 冷氣室內機
- Air-conditioner Point 冷氣機接駁點
- Central Air-conditioner Controller 中央冷氣機控制器
- Washing Machine Connection Point (Water Inlet) 洗衣機接駁點（來水位）
- Washing Machine Connection Point (Water Outlet) 洗衣機接駁點（去水位）
- 6kW Electrical Water Heater 6千瓦電熱水爐
- Town Gas Meter 煤氣錶
- Town Gas Water Heater 煤氣熱水爐
- Town Gas Water Heater Remote Controller 煤氣熱水爐遙遠控制

Fittings, finishes and appliances
裝置、裝修物料及設備

Mechanical & Electrical Provisions Plans 機電裝置平面圖

House - House No. 45 together with Car Park No. B17
洋房 - 屋號45連同B17號停車位

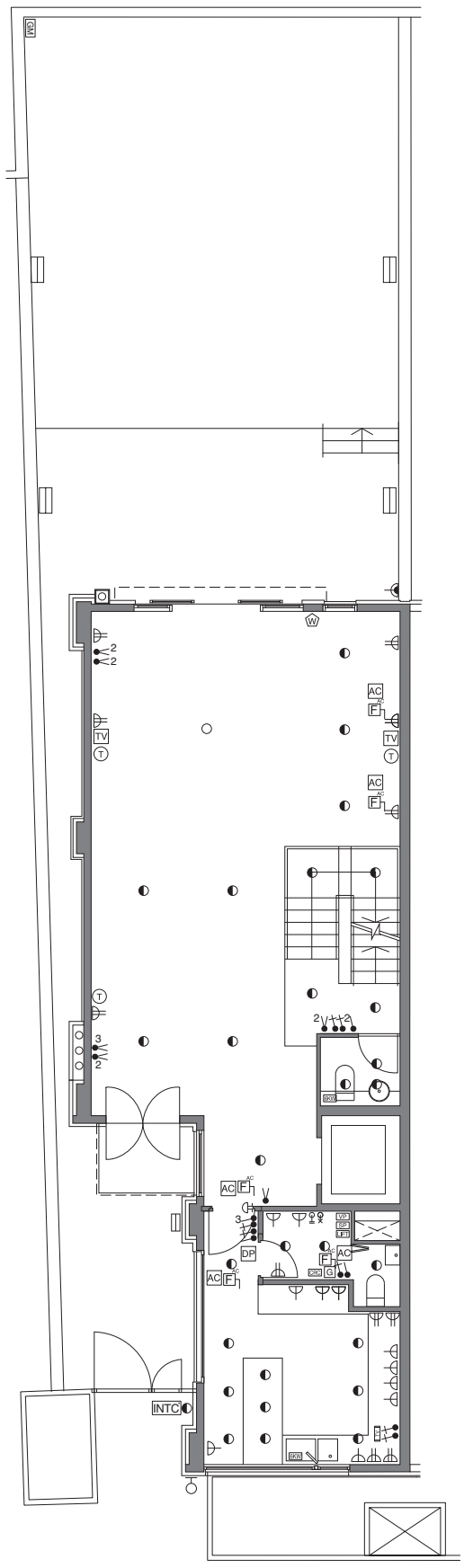

Ground floor
地下

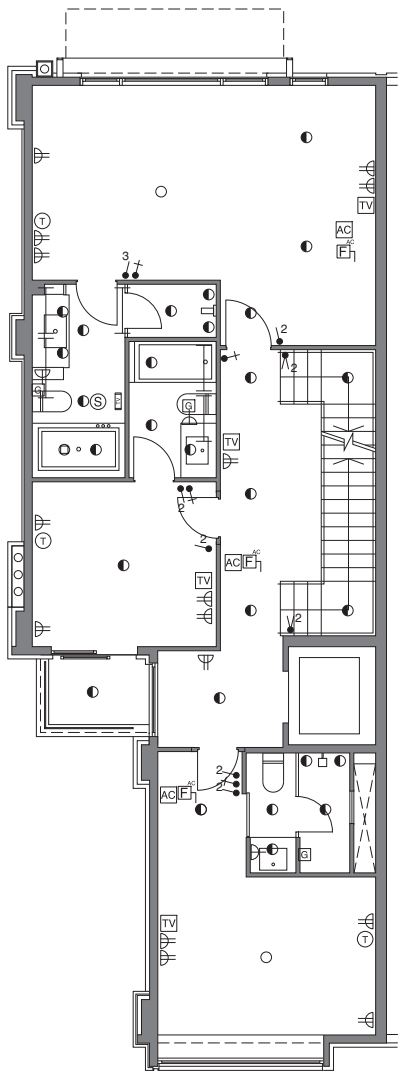

First floor
一樓

Fittings, finishes and appliances
裝置、裝修物料及設備

Mechanical & Electrical Provisions Plans 機電裝置平面圖

House - House No. 45 together with Car Park No. B17
洋房 - 屋號45連同B17號停車位

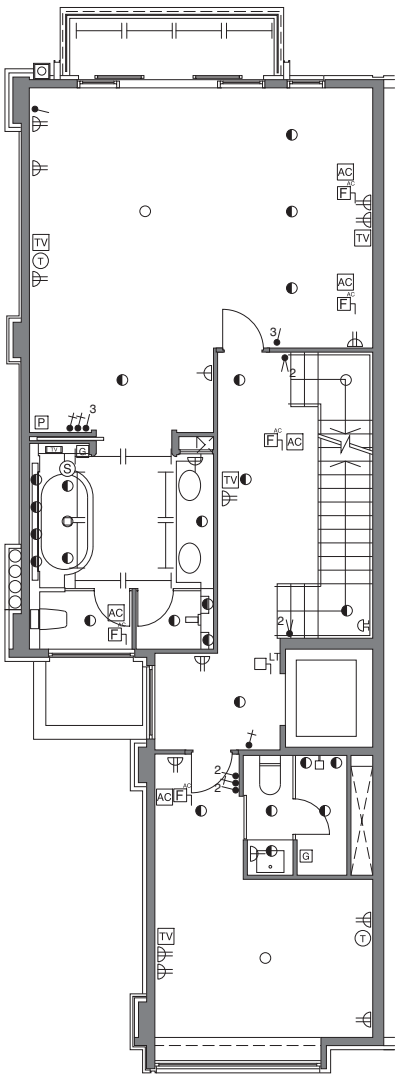

Second floor
二樓

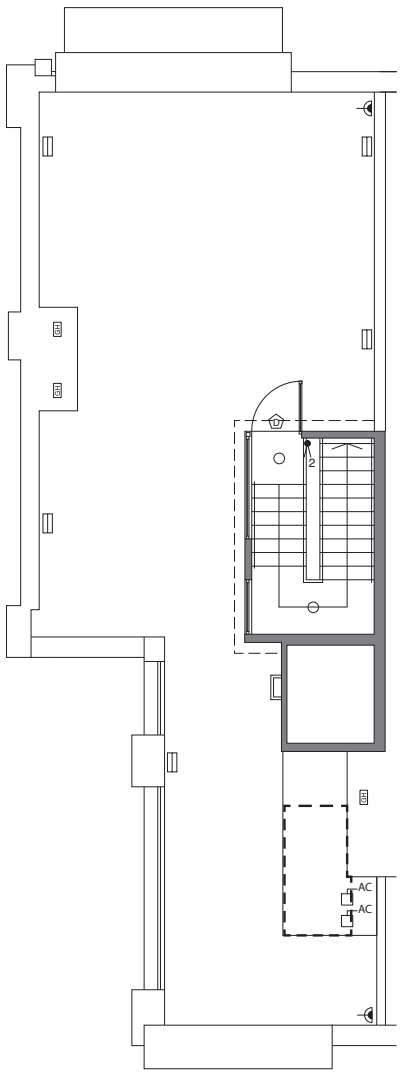

Roof
天台

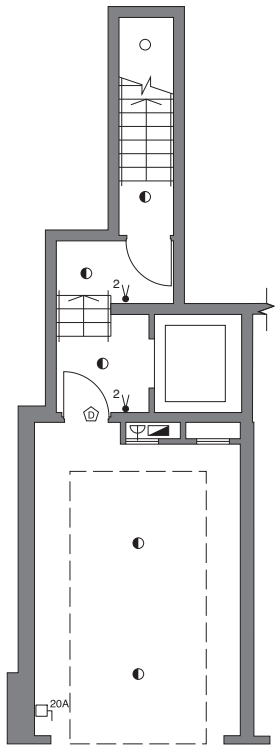

Lower ground floor
地下低層

Legend 圖例

- M.C.B. Board 總電掣箱
- 1-Gang 1-Way Lighting Switch 1位1路燈掣
- 1-Gang 2-Way Lighting Switch 1位2路燈掣
- 1-Way Lighting Switch (n denotes no. of gangs) 1路燈掣(n代表位數)
- 2-Way Lighting Switch (n denotes no. of gangs) 2路燈掣(n代表位數)
- Double Pole Switch 雙極開關掣
- 13A Single Socket Outlet 13A單位電插座
- 13A Twin Socket Outlet 13A雙位電插座
- 13A Weatherproof Single Socket Outlet 13A單位防水電插座
- Recessed Downlight 暗藏式天花燈
- Lamp Holder 燈位
- Heat Lamp 暖燈
- Fluorescent Tube 光管
- Wall Lamp 牆燈
- Recessed Wall Light 暗藏式牆燈
- Weatherproof Spotlight 防水射燈
- 20A Double Pole Isolator 20A雙極開關掣
- Isolator for Lift 升降機開關掣
- Telephone Points 電話插座
- TV/FM Points 電視及電台接收插座
- Television 電視
- Speaker 揚聲器
- Door Bell 門鈴
- Video Doorphone 視像對講機
- Video Doorphone Panel 視像對講機監控箱
- Intercom 對講機
- Door Magnetic Contact 門磁感應器
- Glass Break Sensor 玻璃爆破偵測器
- Panic Alarm 求救警鐘
- Security Panel 保安監控箱
- Lift Panel 升降機監控箱
- Isolator for Air-conditioning Outdoor Unit 冷氣室外機開關掣
- Air-conditioning Indoor Unit 冷氣室內機
- Air-conditioner Point 冷氣機接駁點
- Central Air-conditioner Controller 中央冷氣機控制器
- Washing Machine Connection Point (Water Inlet) 洗衣機接駁點（來水位）
- Washing Machine Connection Point (Water Outlet) 洗衣機接駁點（去水位）
- 6kW Electrical Water Heater 6千瓦電熱水爐
- Town Gas Meter 煤氣錶
- Town Gas Water Heater 煤氣熱水爐
- Town Gas Water Heater Remote Controller 煤氣熱水爐遙遠控制

Fittings, finishes and appliances
裝置、裝修物料及設備

Mechanical & Electrical Provisions Plans 機電裝置平面圖

House - House No. 46 together with Car Park No. B16
洋房 - 屋號46連同B16號停車位

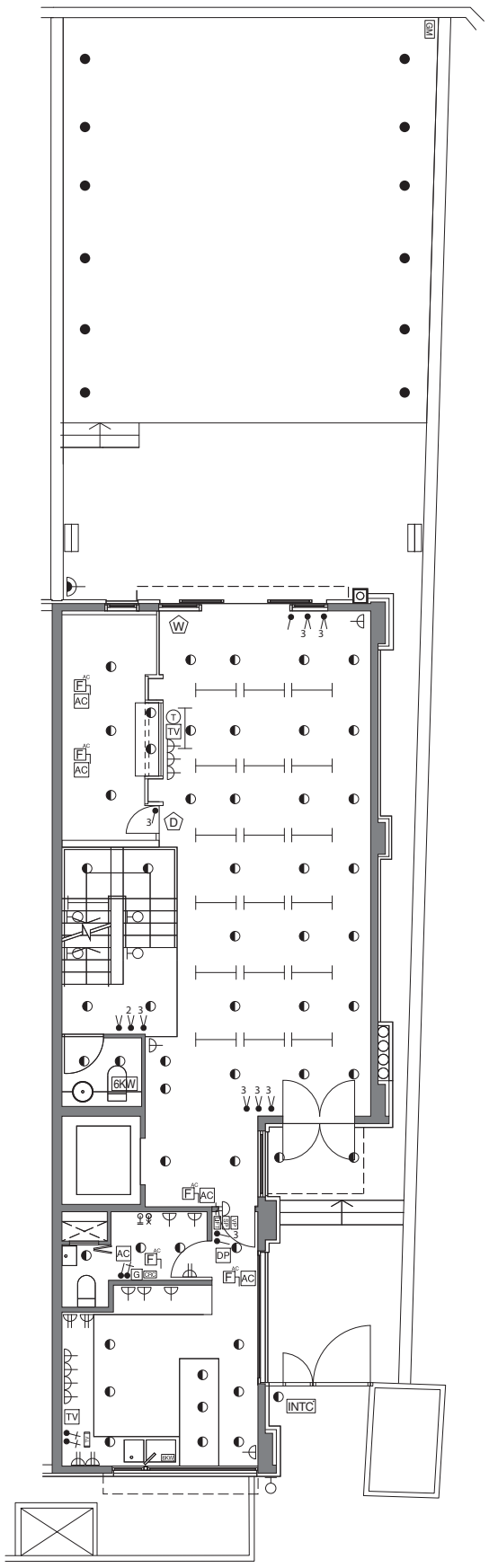

Ground floor
地下

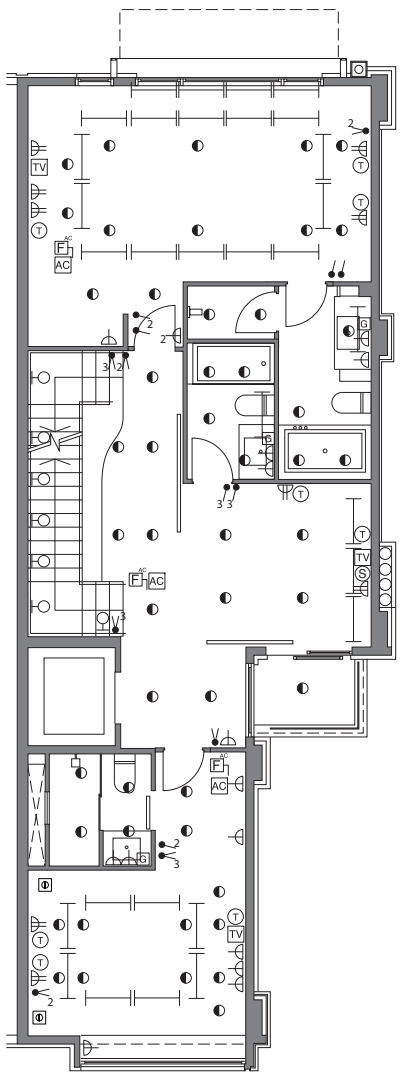

First floor
一樓

Fittings, finishes and appliances
裝置、裝修物料及設備

Mechanical & Electrical Provisions Plans 機電裝置平面圖

House - House No. 46 together with Car Park No. B16
洋房 - 屋號46連同B16號停車位

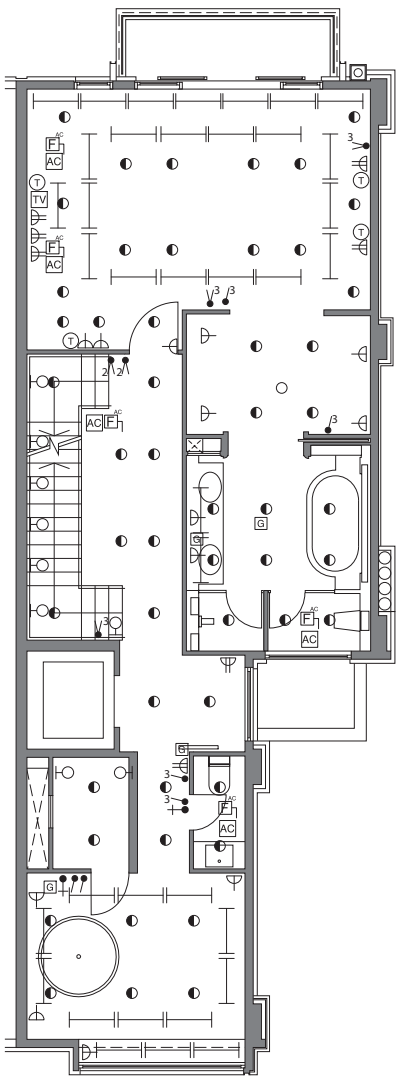

Second floor
二樓

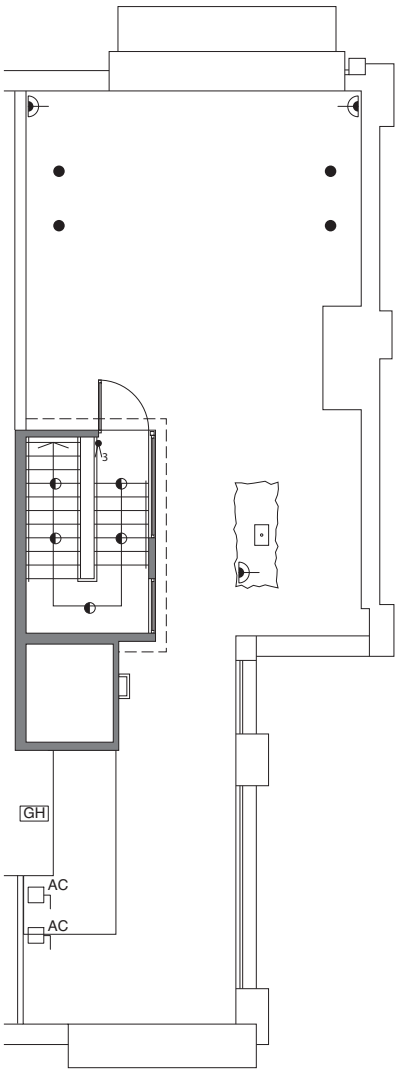

Roof
天台

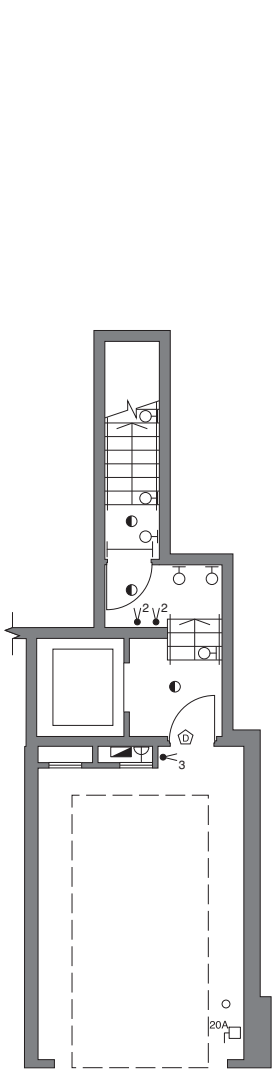

Lower ground floor
地下低層

Legend 圖例

- M.C.B. Board 總電掣箱
- 1-Gang 1-Way Lighting Switch 1位1路燈掣
- 1-Gang 2-Way Lighting Switch 1位2路燈掣
- 1-Way Lighting Switch (n denotes no. of gangs) 1路燈掣(n代表位數)
- 2-Way Lighting Switch (n denotes no. of gangs) 2路燈掣(n代表位數)
- Double Pole Switch 雙極開關掣
- 13A Single Socket Outlet 13A單位電插座
- 13A Twin Socket Outlet 13A雙位電插座
- 13A Weatherproof Single Socket Outlet 13A單位防水電插座
- Recessed Downlight 暗藏式天花燈
- Lamp Holder 燈位
- Heat Lamp 暖燈
- Fluorescent Tube 光管
- Wall Lamp 牆燈
- Recessed Wall Light 暗藏式牆燈
- Weatherproof Spotlight 防水射燈
- 20A Double Pole Isolator 20A雙極開關掣
- Isolator for Lift 升降機開關掣
- Telephone Points 電話插座
- TV/FM Points 電視及電台接收插座
- Television 電視
- Speaker 揚聲器
- Door Bell 門鈴
- Video Doorphone 視像對講機
- Video Doorphone Panel 視像對講機監控箱
- Intercom 對講機
- Door Magnetic Contact 門磁感應器
- Glass Break Sensor 玻璃爆破偵測器
- Panic Alarm 求救警鐘
- Security Panel 保安監控箱
- Lift Panel 升降機監控箱
- Isolator for Air-conditioning Outdoor Unit 冷氣室外機開關掣
- Air-conditioning Indoor Unit 冷氣室內機
- Air-conditioner Point 冷氣機接駁點
- Central Air-conditioner Controller 中央冷氣機控制器
- Washing Machine Connection Point (Water Inlet) 洗衣機接駁點（來水位）
- Washing Machine Connection Point (Water Outlet) 洗衣機接駁點（去水位）
- 6kW Electrical Water Heater 6千瓦電熱水爐
- Town Gas Meter 煤氣錶
- Town Gas Water Heater 煤氣熱水爐
- Town Gas Water Heater Remote Controller 煤氣熱水爐遙遠控制

Fittings, finishes and appliances
裝置、裝修物料及設備

Mechanical & Electrical Provisions Plans 機電裝置平面圖

House - House No. 47 together with Car Park No. B15
洋房 - 屋號47連同B15號停車位

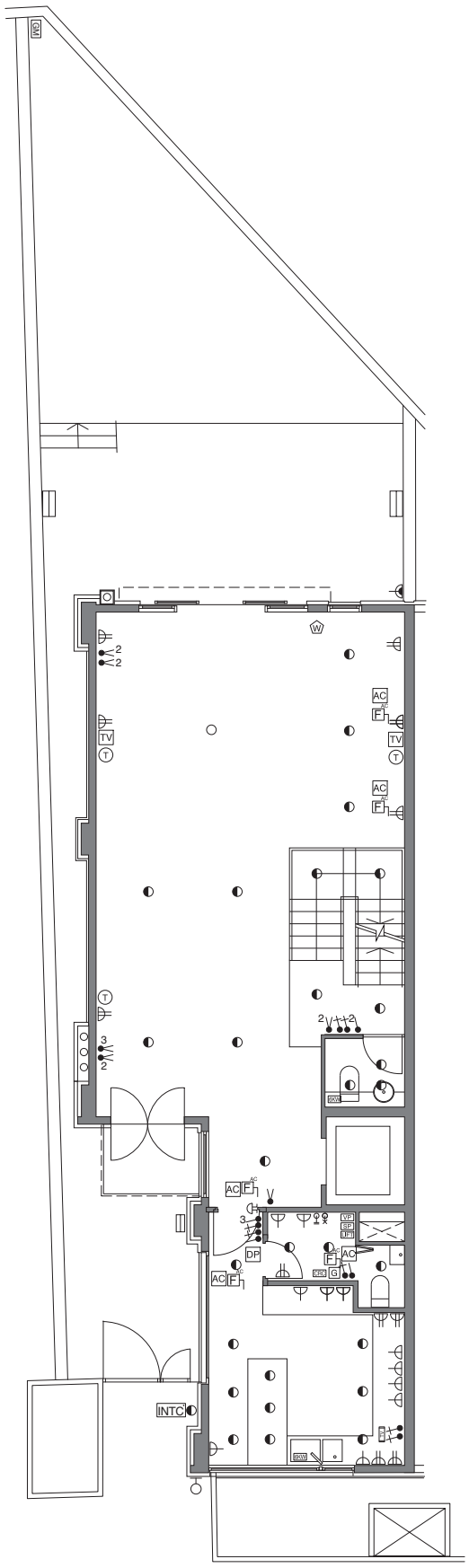

Ground floor
地下

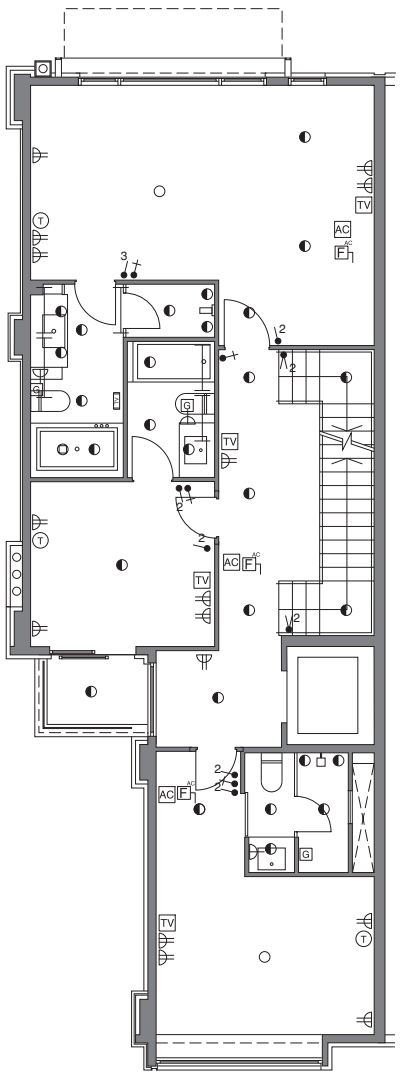

First floor
一樓

Fittings, finishes and appliances
裝置、裝修物料及設備

Mechanical & Electrical Provisions Plans 機電裝置平面圖

House - House No. 47 together with Car Park No. B15
洋房 - 屋號47連同B15號停車位

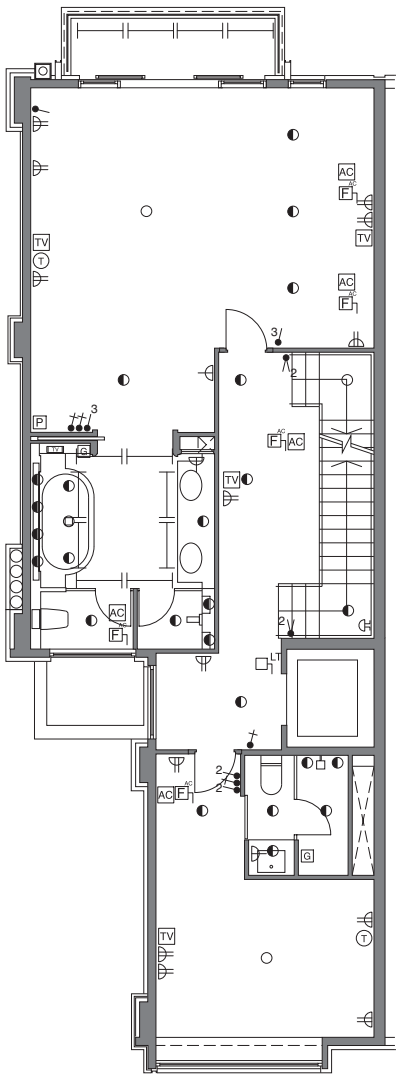

Second floor
二樓

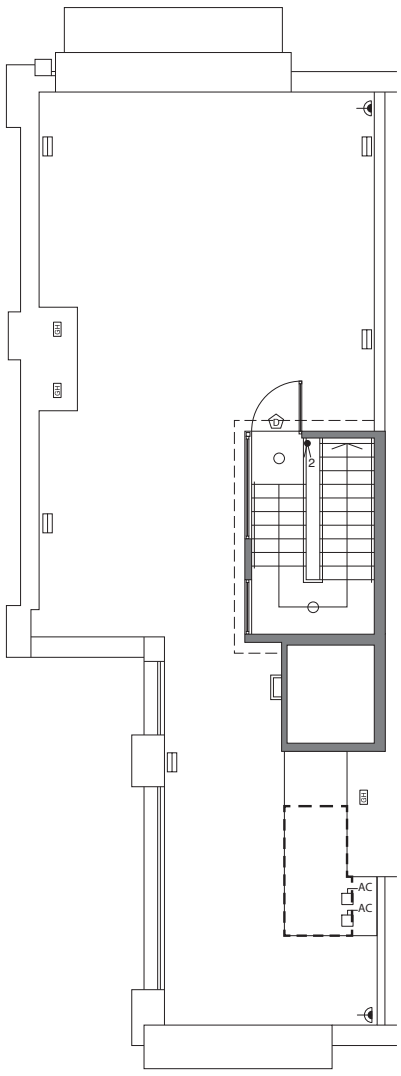

Roof
天台

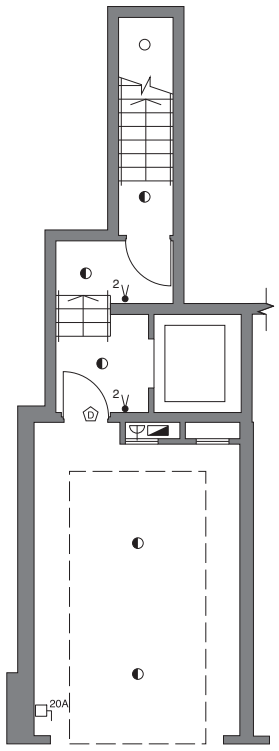

Lower ground floor
地下低層

Legend 圖例

- M.C.B. Board 總電掣箱
- 1-Gang 1-Way Lighting Switch 1位1路燈掣
- 1-Gang 2-Way Lighting Switch 1位2路燈掣
- 1-Way Lighting Switch (n denotes no. of gangs) 1路燈掣(n代表位數)
- 2-Way Lighting Switch (n denotes no. of gangs) 2路燈掣(n代表位數)
- Double Pole Switch 雙極開關掣
- 13A Single Socket Outlet 13A單位電插座
- 13A Twin Socket Outlet 13A雙位電插座
- 13A Weatherproof Single Socket Outlet 13A單位防水電插座
- Recessed Downlight 暗藏式天花燈
- Lamp Holder 燈位
- Heat Lamp 暖燈
- Fluorescent Tube 光管
- Wall Lamp 牆燈
- Recessed Wall Light 暗藏式牆燈
- Weatherproof Spotlight 防水射燈
- 20A Double Pole Isolator 20A雙極開關掣
- Isolator for Lift 升降機開關掣
- Telephone Points 電話插座
- TV/FM Points 電視及電台接收插座
- Television 電視
- Speaker 揚聲器
- Door Bell 門鈴
- Video Doorphone 視像對講機
- Video Doorphone Panel 視像對講機監控箱
- Intercom 對講機
- Door Magnetic Contact 門磁感應器
- Glass Break Sensor 玻璃爆破偵測器
- Panic Alarm 求救警鐘
- Security Panel 保安監控箱
- Lift Panel 升降機監控箱
- Isolator for Air-conditioning Outdoor Unit 冷氣室外機開關掣
- Air-conditioning Indoor Unit 冷氣室內機
- Air-conditioner Point 冷氣機接駁點
- Central Air-conditioner Controller 中央冷氣機控制器
- Washing Machine Connection Point (Water Inlet) 洗衣機接駁點（來水位）
- Washing Machine Connection Point (Water Outlet) 洗衣機接駁點（去水位）
- 6kW Electrical Water Heater 6千瓦電熱水爐
- Town Gas Meter 煤氣錶
- Town Gas Water Heater 煤氣熱水爐
- Town Gas Water Heater Remote Controller 煤氣熱水爐遙遠控制

Fittings, finishes and appliances
裝置、裝修物料及設備

Mechanical & Electrical Provisions Plans 機電裝置平面圖

House - House No. 48 together with Car Park No. B12
洋房 - 屋號48連同B12號停車位

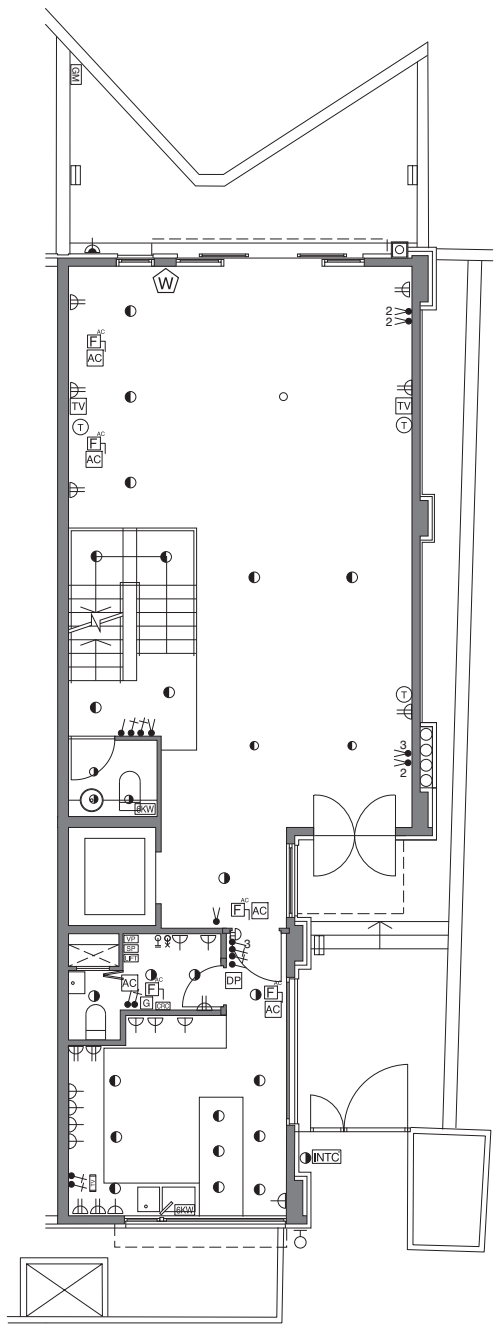

Ground floor
地下

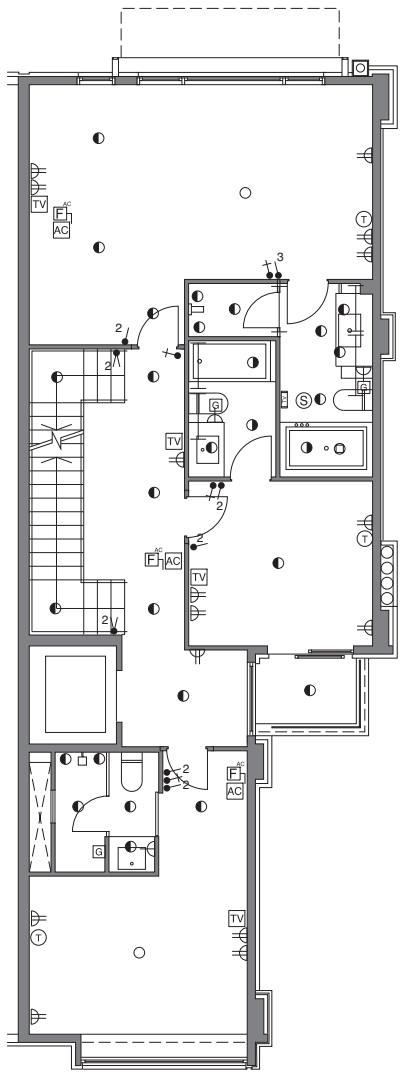

First floor
一樓

Fittings, finishes and appliances
裝置、裝修物料及設備

Mechanical & Electrical Provisions Plans 機電裝置平面圖

House - House No. 48 together with Car Park No. B12
洋房 - 屋號48連同B12號停車位

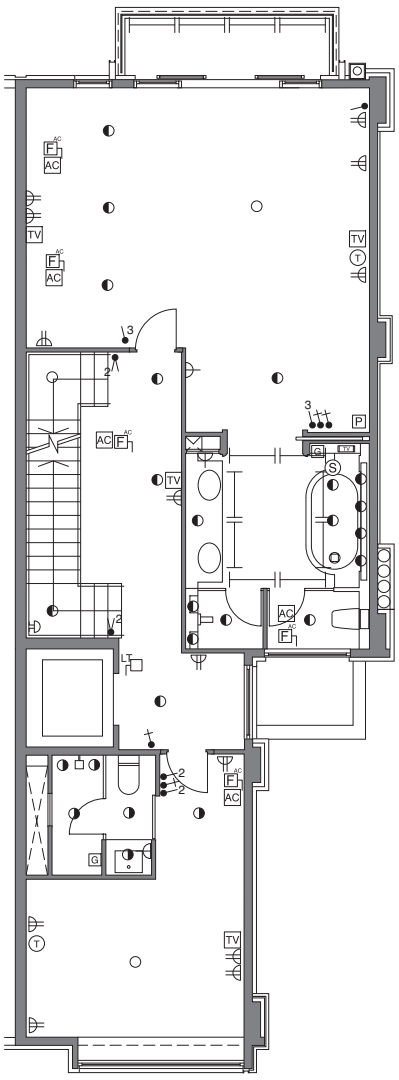

Second floor
二樓

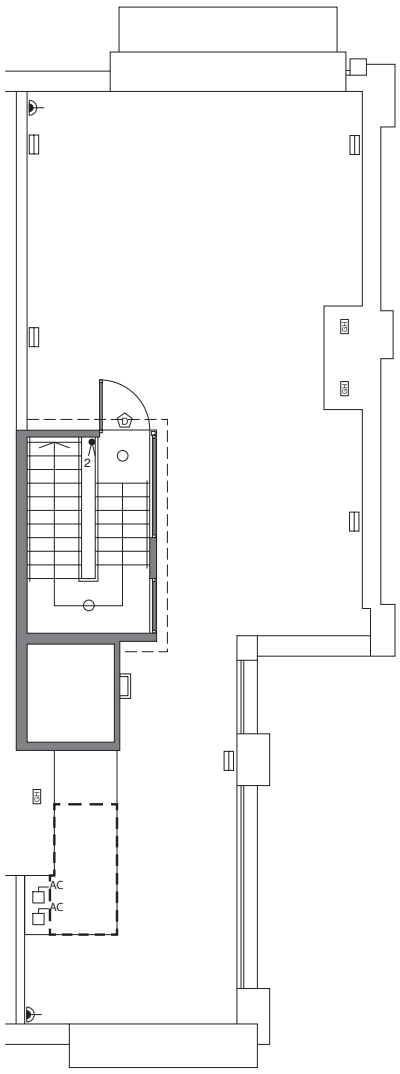

Roof
天台

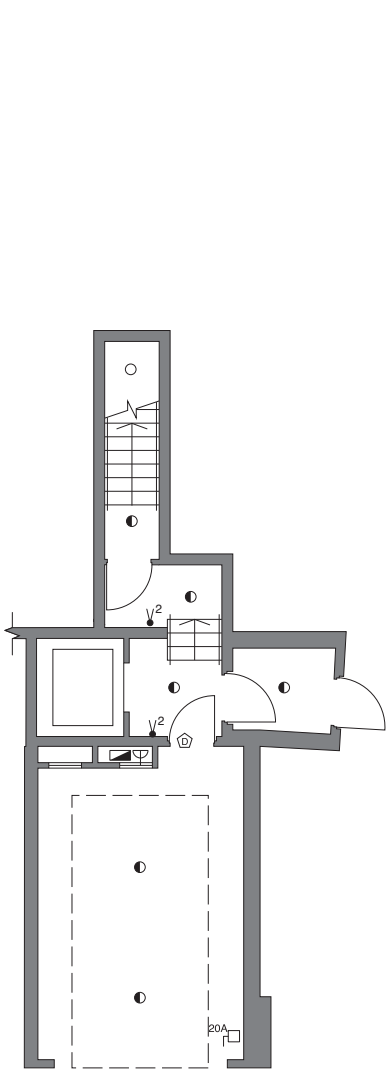

Lower ground floor
地下低層

Legend 圖例

- M.C.B. Board 總電掣箱
- 1-Gang 1-Way Lighting Switch 1位1路燈掣
- 1-Gang 2-Way Lighting Switch 1位2路燈掣
- 1-Way Lighting Switch (n denotes no. of gangs) 1路燈掣(n代表位數)
- 2-Way Lighting Switch (n denotes no. of gangs) 2路燈掣(n代表位數)
- Double Pole Switch 雙極開關掣
- 13A Single Socket Outlet 13A單位電插座
- 13A Twin Socket Outlet 13A雙位電插座
- 13A Weatherproof Single Socket Outlet 13A單位防水電插座
- Recessed Downlight 暗藏式天花燈
- Lamp Holder 燈位
- Heat Lamp 暖燈
- Fluorescent Tube 光管
- Wall Lamp 牆燈
- Recessed Wall Light 暗藏式牆燈
- Weatherproof Spotlight 防水射燈
- 20A Double Pole Isolator 20A雙極開關掣
- Isolator for Lift 升降機開關掣
- Telephone Points 電話插座
- TV/FM Points 電視及電台接收插座
- Television 電視
- Speaker 揚聲器
- Door Bell 門鈴
- Video Doorphone 視像對講機
- Video Doorphone Panel 視像對講機監控箱
- Intercom 對講機
- Door Magnetic Contact 門磁感應器
- Glass Break Sensor 玻璃爆破偵測器
- Panic Alarm 求救警鐘
- Security Panel 保安監控箱
- Lift Panel 升降機監控箱
- Isolator for Air-conditioning Outdoor Unit 冷氣室外機開關掣
- Air-conditioning Indoor Unit 冷氣室內機
- Air-conditioner Point 冷氣機接駁點
- Central Air-conditioner Controller 中央冷氣機控制器
- Washing Machine Connection Point (Water Inlet) 洗衣機接駁點（來水位）
- Washing Machine Connection Point (Water Outlet) 洗衣機接駁點（去水位）
- 6kW Electrical Water Heater 6千瓦電熱水爐
- Town Gas Meter 煤氣錶
- Town Gas Water Heater 煤氣熱水爐
- Town Gas Water Heater Remote Controller 煤氣熱水爐遙遠控制

Fittings, finishes and appliances
裝置、裝修物料及設備

Mechanical & Electrical Provisions Plans 機電裝置平面圖

House - House No. 49 together with Car Park No. B11
洋房 - 屋號49連同B11號停車位

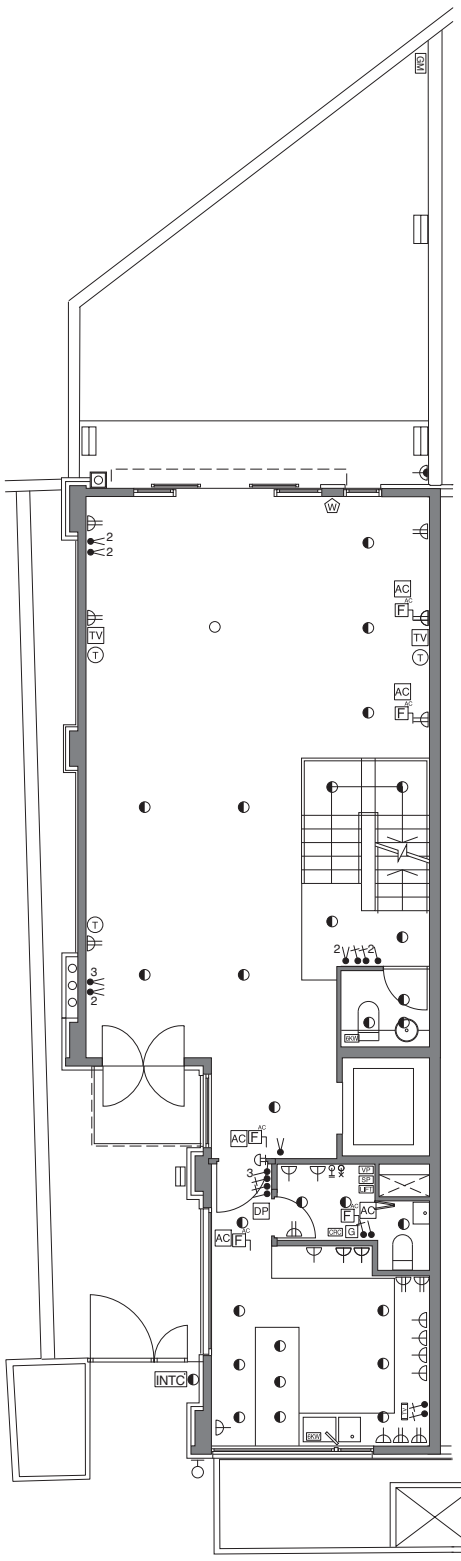

Ground floor
地下

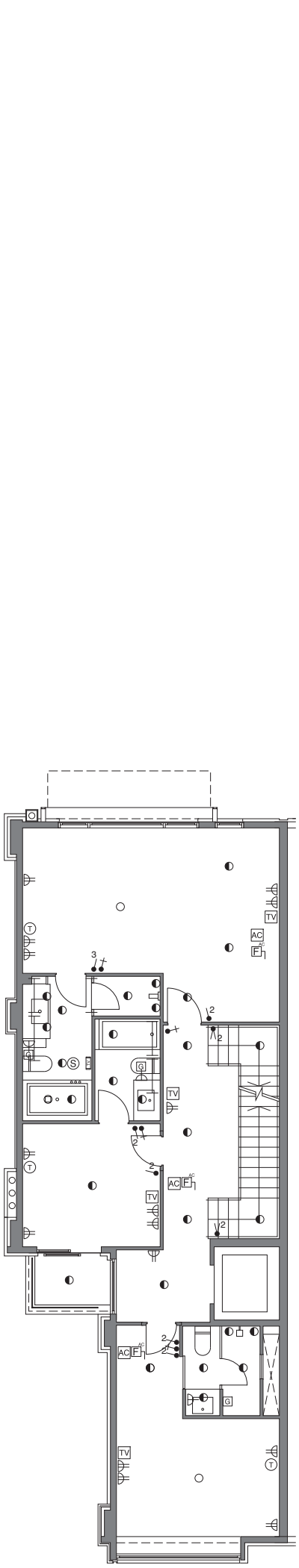

First floor
一樓

Fittings, finishes and appliances
裝置、裝修物料及設備

Mechanical & Electrical Provisions Plans 機電裝置平面圖

House - House No. 49 together with Car Park No. B11
洋房 - 屋號49連同B11號停車位

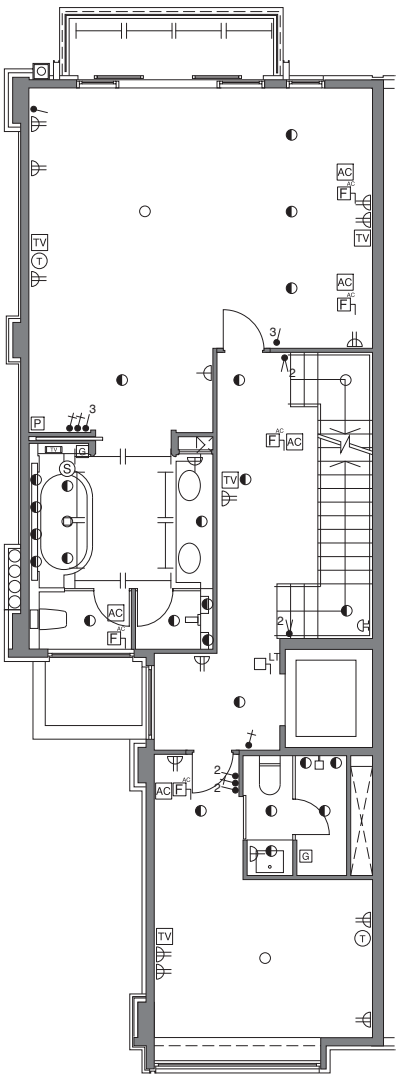

Second floor
二樓

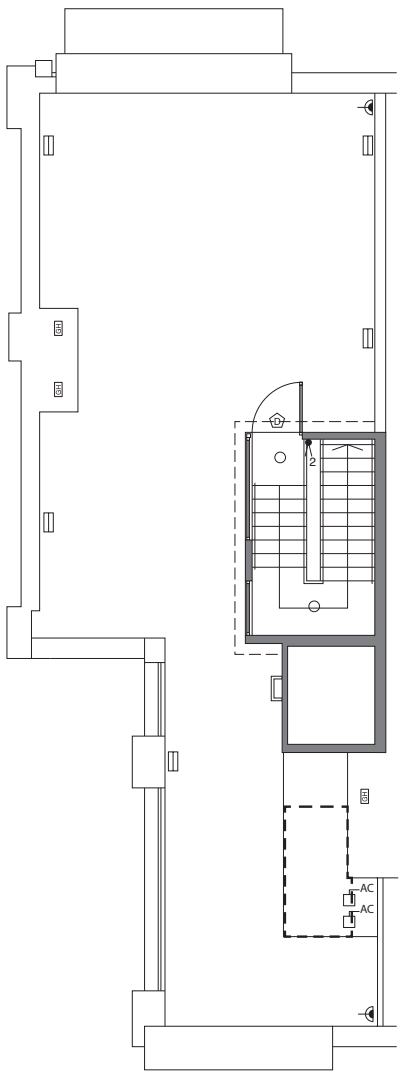

Roof
天台

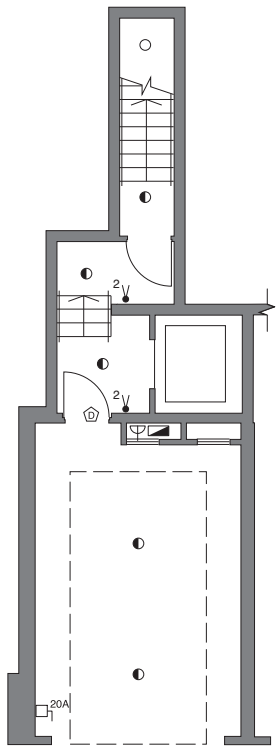

Lower ground floor
地下低層

Legend 圖例

- M.C.B. Board 總電掣箱
- 1-Gang 1-Way Lighting Switch 1位1路燈掣
- 1-Gang 2-Way Lighting Switch 1位2路燈掣
- 1-Way Lighting Switch (n denotes no. of gangs) 1路燈掣(n代表位數)
- 2-Way Lighting Switch (n denotes no. of gangs) 2路燈掣(n代表位數)
- Double Pole Switch 雙極開關掣
- 13A Single Socket Outlet 13A單位電插座
- 13A Twin Socket Outlet 13A雙位電插座
- 13A Weatherproof Single Socket Outlet 13A單位防水電插座
- Recessed Downlight 暗藏式天花燈
- Lamp Holder 燈位
- Heat Lamp 暖燈
- Fluorescent Tube 光管
- Wall Lamp 牆燈
- Recessed Wall Light 暗藏式牆燈
- Weatherproof Spotlight 防水射燈
- 20A Double Pole Isolator 20A雙極開關掣
- Isolator for Lift 升降機開關掣
- Telephone Points 電話插座
- TV/FM Points 電視及電台接收插座
- Television 電視
- Speaker 揚聲器
- Door Bell 門鈴
- Video Doorphone 視像對講機
- Video Doorphone Panel 視像對講機監控箱
- Intercom 對講機
- Door Magnetic Contact 門磁感應器
- Glass Break Sensor 玻璃爆破偵測器
- Panic Alarm 求救警鐘
- Security Panel 保安監控箱
- Lift Panel 升降機監控箱
- Isolator for Air-conditioning Outdoor Unit 冷氣室外機開關掣
- Air-conditioning Indoor Unit 冷氣室內機
- Air-conditioner Point 冷氣機接駁點
- Central Air-conditioner Controller 中央冷氣機控制器
- Washing Machine Connection Point (Water Inlet) 洗衣機接駁點（來水位）
- Washing Machine Connection Point (Water Outlet) 洗衣機接駁點（去水位）
- 6kW Electrical Water Heater 6千瓦電熱水爐
- Town Gas Meter 煤氣錶
- Town Gas Water Heater 煤氣熱水爐
- Town Gas Water Heater Remote Controller 煤氣熱水爐遙遠控制

Fittings, finishes and appliances
裝置、裝修物料及設備

Mechanical & Electrical Provisions Plans 機電裝置平面圖

House - House No. 50 together with Car Park No. B10
洋房 - 屋號50連同B10號停車位

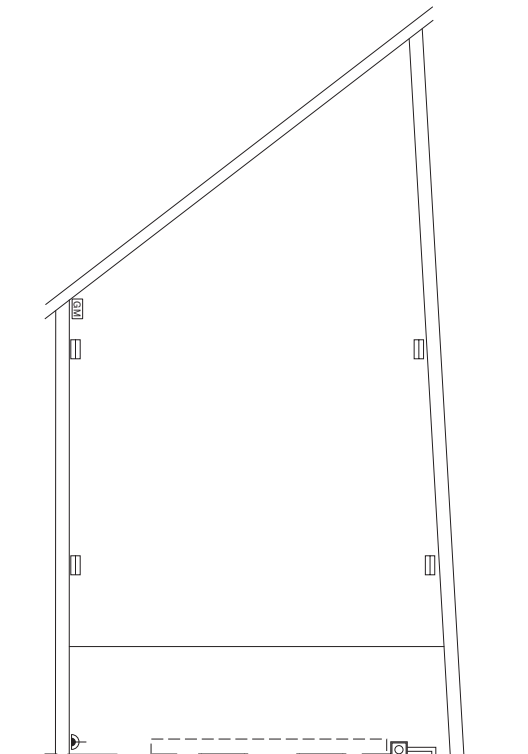

Ground floor
地下

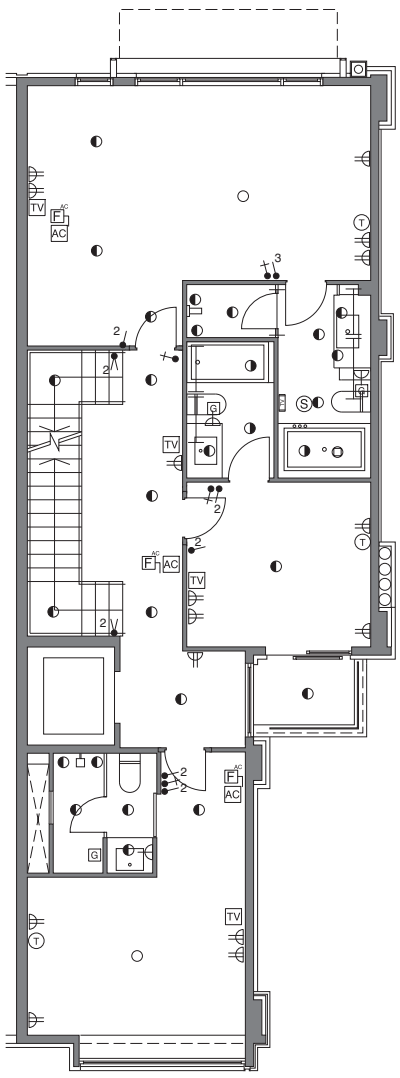

First floor
一樓

Fittings, finishes and appliances
裝置、裝修物料及設備

Mechanical & Electrical Provisions Plans 機電裝置平面圖

House - House No. 50 together with Car Park No. B10
洋房 - 屋號50連同B10號停車位

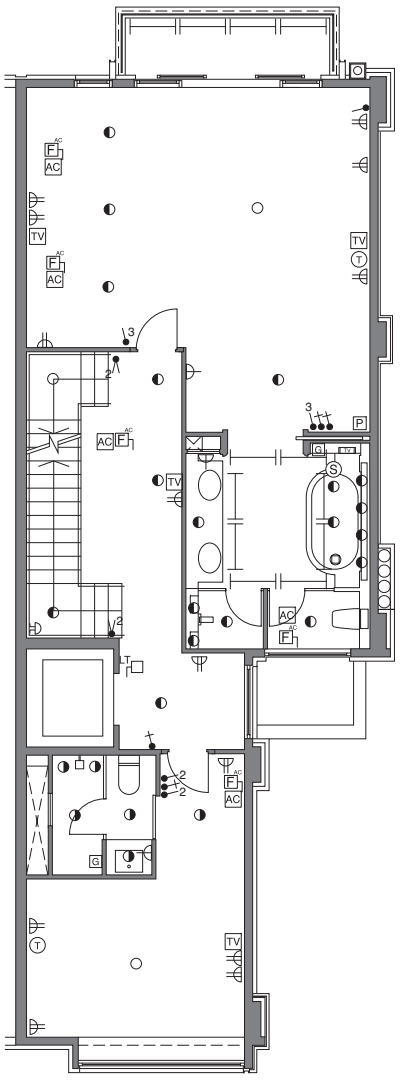

Second floor
二樓

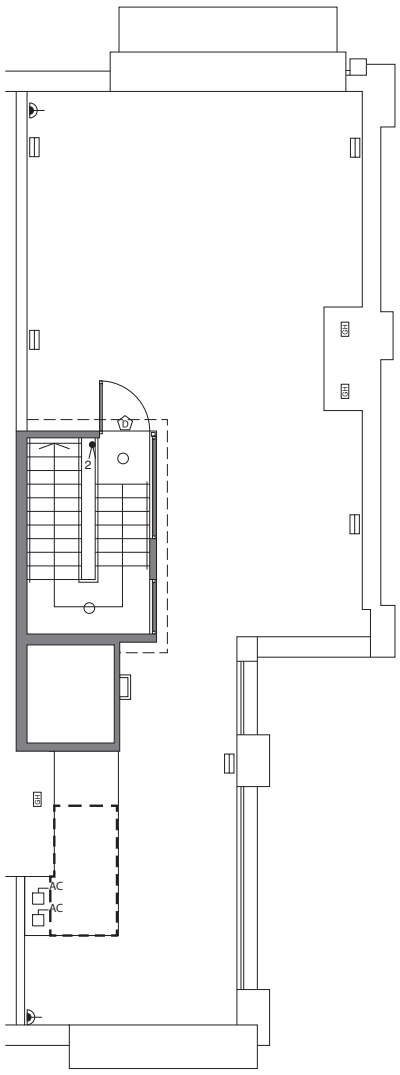

Roof
天台

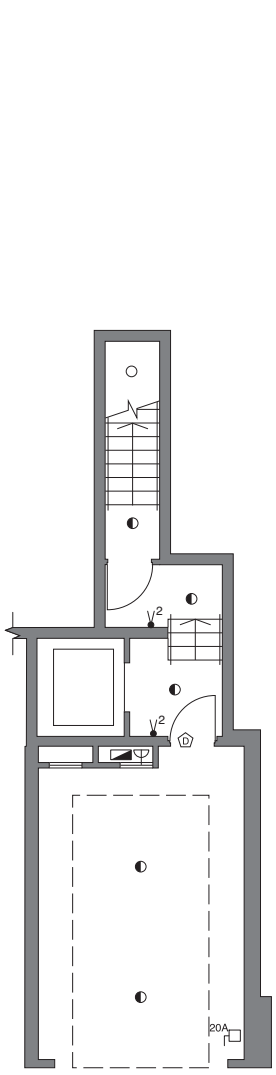

Lower ground floor
地下低層

Legend 圖例

- M.C.B. Board 總電掣箱
- 1-Gang 1-Way Lighting Switch 1位1路燈掣
- 1-Gang 2-Way Lighting Switch 1位2路燈掣
- 1-Way Lighting Switch (n denotes no. of gangs) 1路燈掣(n代表位數)
- 2-Way Lighting Switch (n denotes no. of gangs) 2路燈掣(n代表位數)
- Double Pole Switch 雙極開關掣
- 13A Single Socket Outlet 13A單位電插座
- 13A Twin Socket Outlet 13A雙位電插座
- 13A Weatherproof Single Socket Outlet 13A單位防水電插座
- Recessed Downlight 暗藏式天花燈
- Lamp Holder 燈位
- Heat Lamp 暖燈
- Fluorescent Tube 光管
- Wall Lamp 牆燈
- Recessed Wall Light 暗藏式牆燈
- Weatherproof Spotlight 防水射燈
- 20A Double Pole Isolator 20A雙極開關掣
- Isolator for Lift 升降機開關掣
- Telephone Points 電話插座
- TV/FM Points 電視及電台接收插座
- Television 電視
- Speaker 揚聲器
- Door Bell 門鈴
- Video Doorphone 視像對講機
- Video Doorphone Panel 視像對講機監控箱
- Intercom 對講機
- Door Magnetic Contact 門磁感應器
- Glass Break Sensor 玻璃爆破偵測器
- Panic Alarm 求救警鐘
- Security Panel 保安監控箱
- Lift Panel 升降機監控箱
- Isolator for Air-conditioning Outdoor Unit 冷氣室外機開關掣
- Air-conditioning Indoor Unit 冷氣室內機
- Air-conditioner Point 冷氣機接駁點
- Central Air-conditioner Controller 中央冷氣機控制器
- Washing Machine Connection Point (Water Inlet) 洗衣機接駁點（來水位）
- Washing Machine Connection Point (Water Outlet) 洗衣機接駁點（去水位）
- 6kW Electrical Water Heater 6千瓦電熱水爐
- Town Gas Meter 煤氣錶
- Town Gas Water Heater 煤氣熱水爐
- Town Gas Water Heater Remote Controller 煤氣熱水爐遙遠控制

Fittings, finishes and appliances
裝置、裝修物料及設備

Mechanical & Electrical Provisions Plans 機電裝置平面圖

House - House No. 51 together with Car Park No. B09
洋房 - 屋號51連同B09號停車位

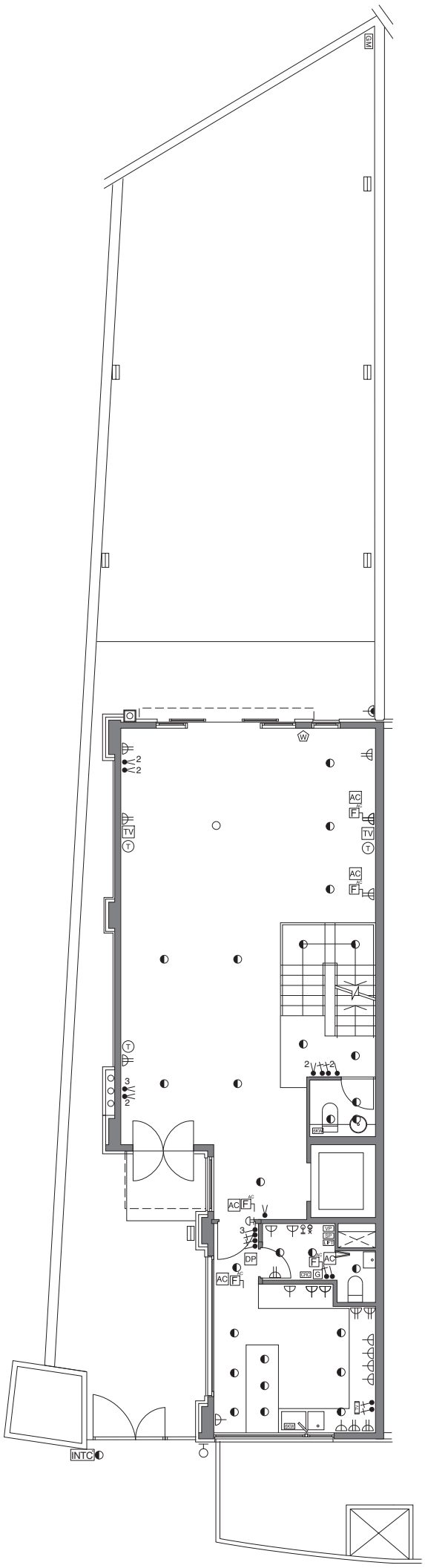

Ground floor
地下

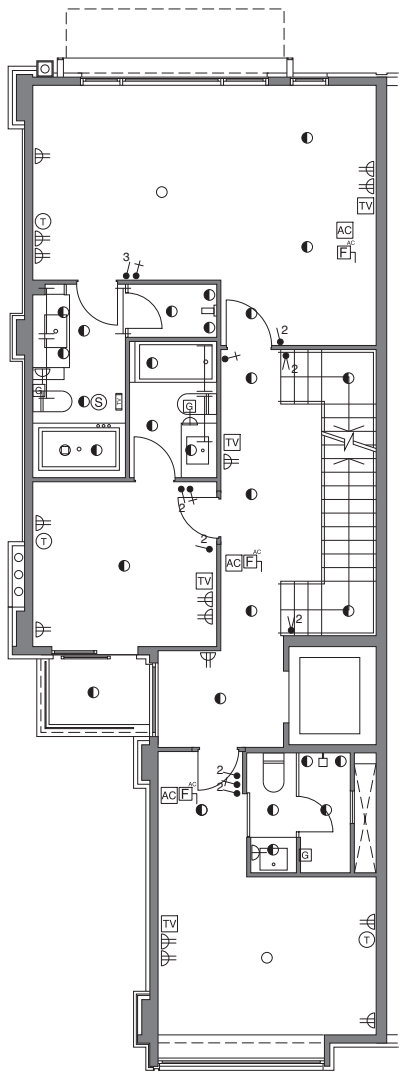

First floor
一樓

Fittings, finishes and appliances
裝置、裝修物料及設備

Mechanical & Electrical Provisions Plans 機電裝置平面圖

House - House No. 51 together with Car Park No. B09
洋房 - 屋號51連同B09號停車位

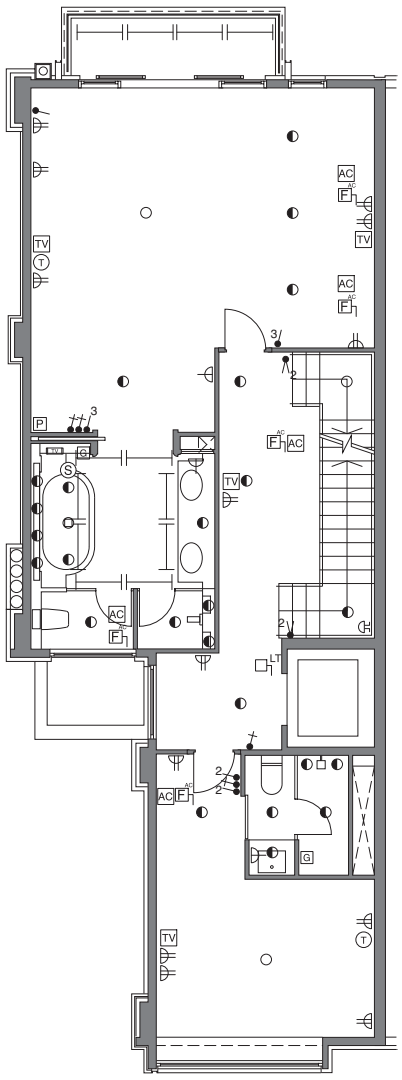

Second floor
二樓

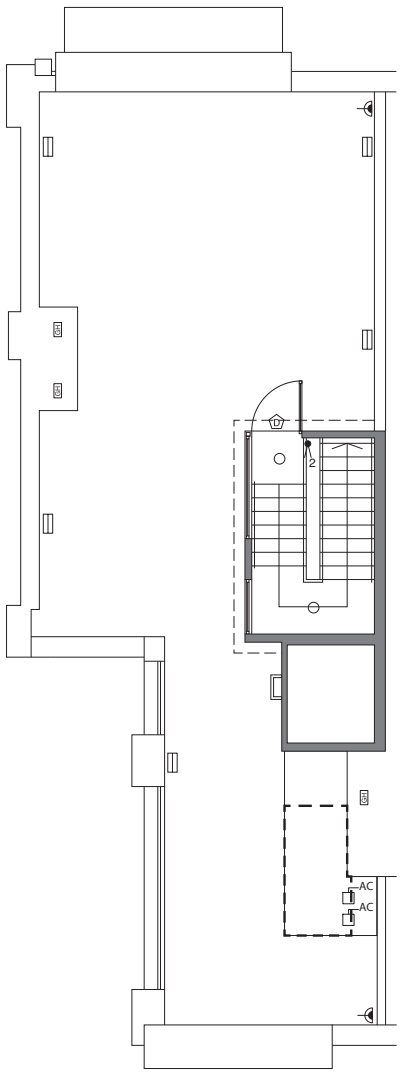

Roof
天台

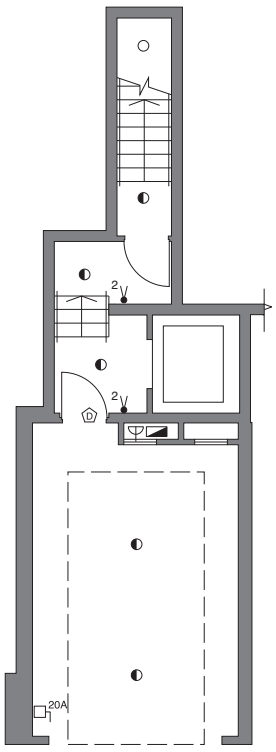

Lower ground floor
地下低層

Legend 圖例

- M.C.B. Board 總電掣箱
- 1-Gang 1-Way Lighting Switch 1位1路燈掣
- 1-Gang 2-Way Lighting Switch 1位2路燈掣
- 1-Way Lighting Switch (n denotes no. of gangs) 1路燈掣(n代表位數)
- 2-Way Lighting Switch (n denotes no. of gangs) 2路燈掣(n代表位數)
- Double Pole Switch 雙極開關掣
- 13A Single Socket Outlet 13A單位電插座
- 13A Twin Socket Outlet 13A雙位電插座
- 13A Weatherproof Single Socket Outlet 13A單位防水電插座
- Recessed Downlight 暗藏式天花燈
- Lamp Holder 燈位
- Heat Lamp 暖燈
- Fluorescent Tube 光管
- Wall Lamp 牆燈
- Recessed Wall Light 暗藏式牆燈
- Weatherproof Spotlight 防水射燈
- 20A Double Pole Isolator 20A雙極開關掣
- Isolator for Lift 升降機開關掣
- Telephone Points 電話插座
- TV/FM Points 電視及電台接收插座
- Television 電視
- Speaker 揚聲器
- Door Bell 門鈴
- Video Doorphone 視像對講機
- Video Doorphone Panel 視像對講機監控箱
- Intercom 對講機
- Door Magnetic Contact 門磁感應器
- Glass Break Sensor 玻璃爆破偵測器
- Panic Alarm 求救警鐘
- Security Panel 保安監控箱
- Lift Panel 升降機監控箱
- Isolator for Air-conditioning Outdoor Unit 冷氣室外機開關掣
- Air-conditioning Indoor Unit 冷氣室內機
- Air-conditioner Point 冷氣機接駁點
- Central Air-conditioner Controller 中央冷氣機控制器
- Washing Machine Connection Point (Water Inlet) 洗衣機接駁點（來水位）
- Washing Machine Connection Point (Water Outlet) 洗衣機接駁點（去水位）
- 6kW Electrical Water Heater 6千瓦電熱水爐
- Town Gas Meter 煤氣錶
- Town Gas Water Heater 煤氣熱水爐
- Town Gas Water Heater Remote Controller 煤氣熱水爐遙遠控制

Fittings, finishes and appliances
裝置、裝修物料及設備

Mechanical & Electrical Provisions Plans 機電裝置平面圖

House - House No. 52 together with Car Park No. B08
洋房 - 屋號52連同B08號停車位

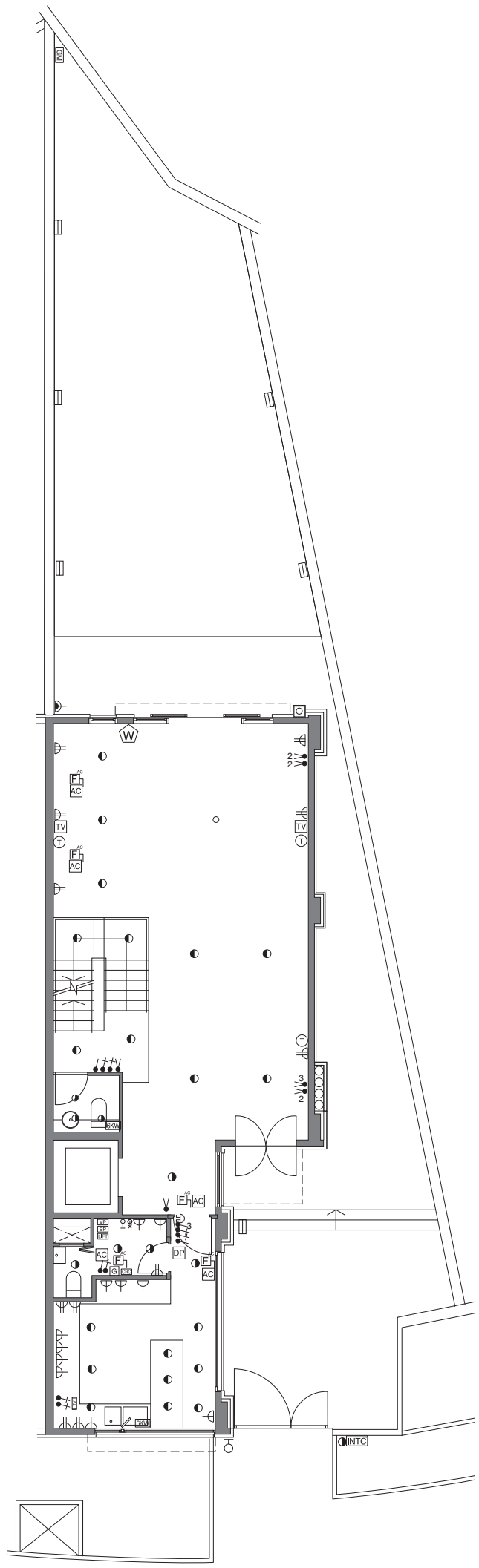

Ground floor
地下

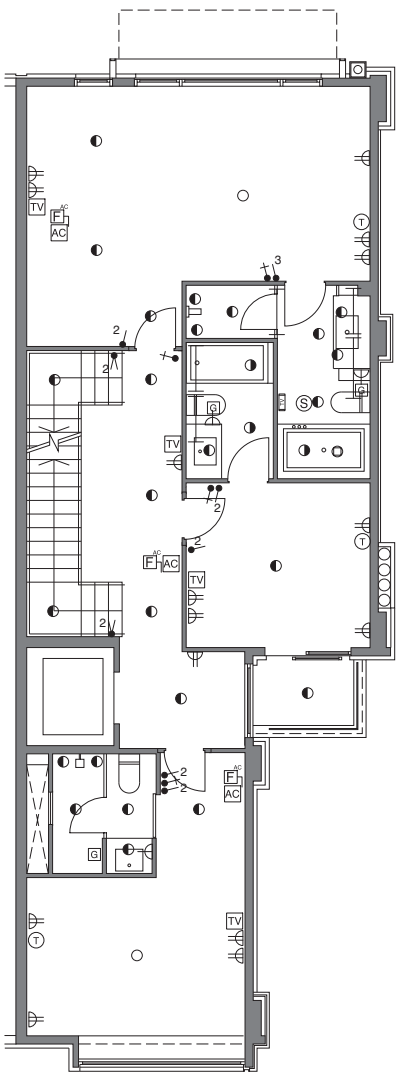

First floor
一樓

Fittings, finishes and appliances
裝置、裝修物料及設備

Mechanical & Electrical Provisions Plans 機電裝置平面圖

House - House No. 52 together with Car Park No. B08
洋房 - 屋號52連同B08號停車位

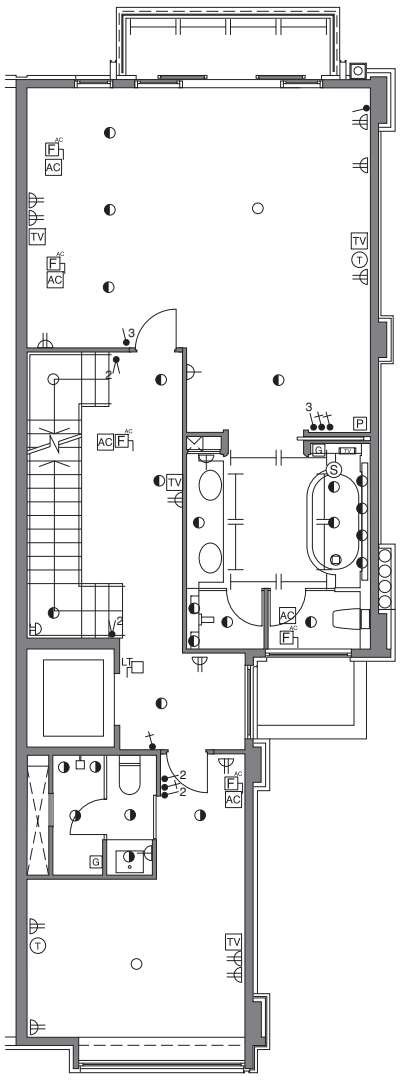

Second floor
二樓

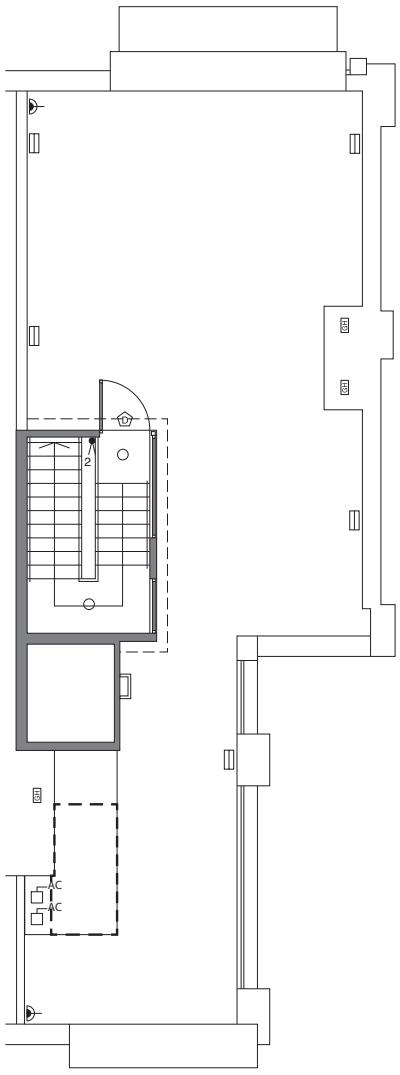

Roof
天台

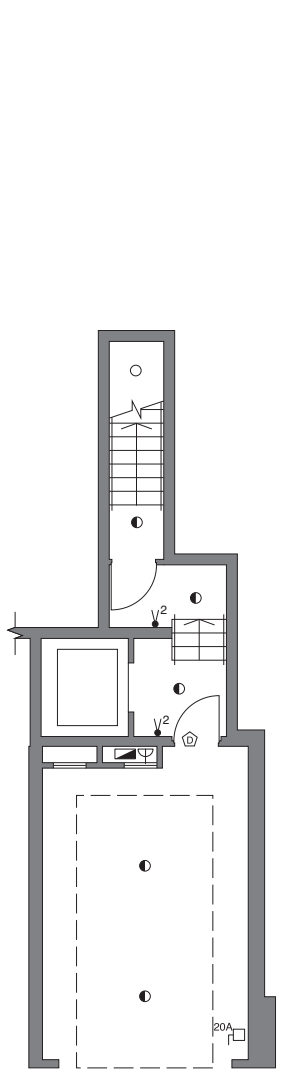

Lower ground floor
地下低層

Legend 圖例

- M.C.B. Board 總電掣箱
- 1-Gang 1-Way Lighting Switch 1位1路燈掣
- 1-Gang 2-Way Lighting Switch 1位2路燈掣
- 1-Way Lighting Switch (n denotes no. of gangs) 1路燈掣(n代表位數)
- 2-Way Lighting Switch (n denotes no. of gangs) 2路燈掣(n代表位數)
- Double Pole Switch 雙極開關掣
- 13A Single Socket Outlet 13A單位電插座
- 13A Twin Socket Outlet 13A雙位電插座
- 13A Weatherproof Single Socket Outlet 13A單位防水電插座
- Recessed Downlight 暗藏式天花燈
- Lamp Holder 燈位
- Heat Lamp 暖燈
- Fluorescent Tube 光管
- Wall Lamp 牆燈
- Recessed Wall Light 暗藏式牆燈
- Weatherproof Spotlight 防水射燈
- 20A Double Pole Isolator 20A雙極開關掣
- Isolator for Lift 升降機開關掣
- Telephone Points 電話插座
- TV/FM Points 電視及電台接收插座
- Television 電視
- Speaker 揚聲器
- Door Bell 門鈴
- Video Doorphone 視像對講機
- Video Doorphone Panel 視像對講機監控箱
- Intercom 對講機
- Door Magnetic Contact 門磁感應器
- Glass Break Sensor 玻璃爆破偵測器
- Panic Alarm 求救警鐘
- Security Panel 保安監控箱
- Lift Panel 升降機監控箱
- Isolator for Air-conditioning Outdoor Unit 冷氣室外機開關掣
- Air-conditioning Indoor Unit 冷氣室內機
- Air-conditioner Point 冷氣機接駁點
- Central Air-conditioner Controller 中央冷氣機控制器
- Washing Machine Connection Point (Water Inlet) 洗衣機接駁點（來水位）
- Washing Machine Connection Point (Water Outlet) 洗衣機接駁點（去水位）
- 6kW Electrical Water Heater 6千瓦電熱水爐
- Town Gas Meter 煤氣錶
- Town Gas Water Heater 煤氣熱水爐
- Town Gas Water Heater Remote Controller 煤氣熱水爐遙遠控制

Fittings, finishes and appliances
裝置、裝修物料及設備

Mechanical & Electrical Provisions Plans 機電裝置平面圖

House - House No. 53 together with Car Park No. B06
洋房 - 屋號53連同B06號停車位

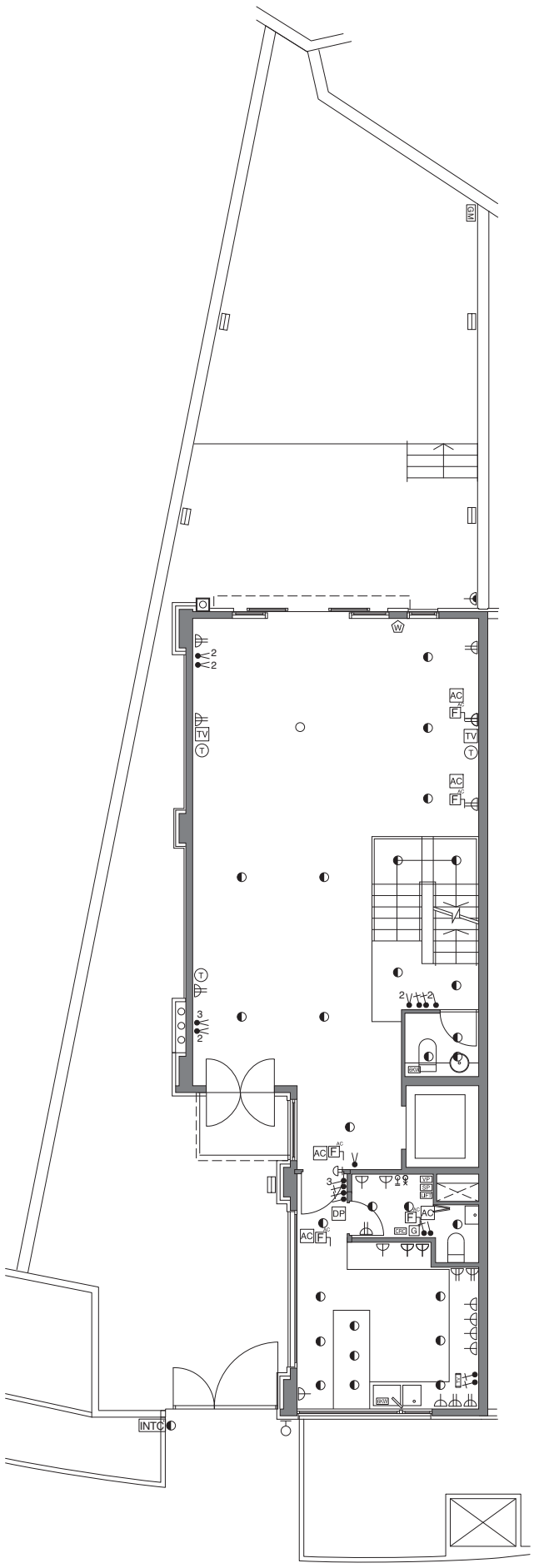

Ground floor

地下

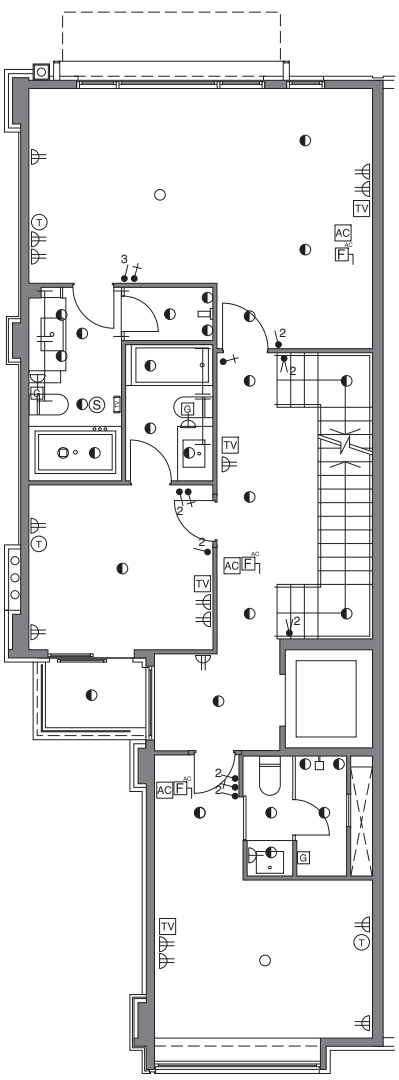

First floor

一樓

Fittings, finishes and appliances
裝置、裝修物料及設備

Mechanical & Electrical Provisions Plans 機電裝置平面圖

House - House No. 53 together with Car Park No. B06
洋房 - 屋號53連同B06號停車位

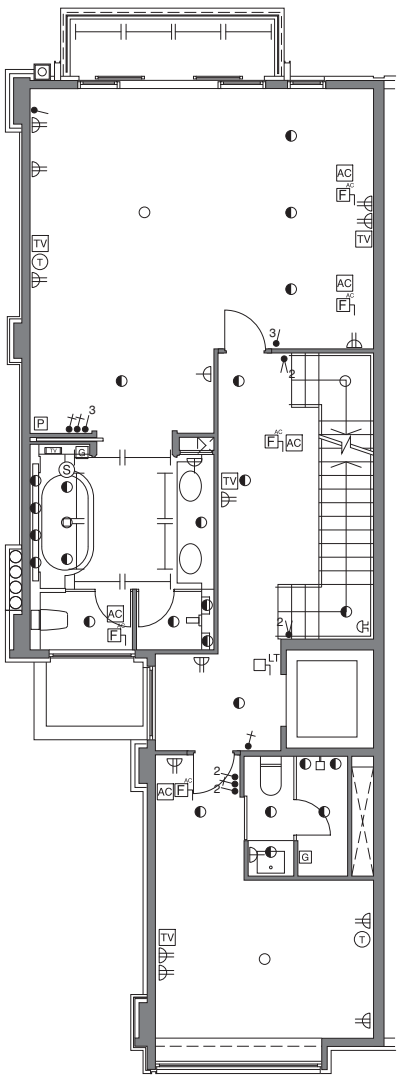

Second floor
二樓

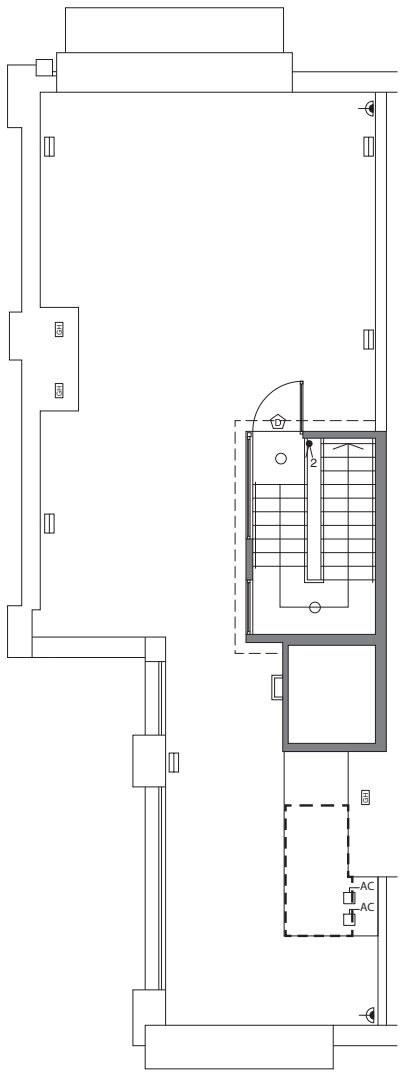

Roof
天台

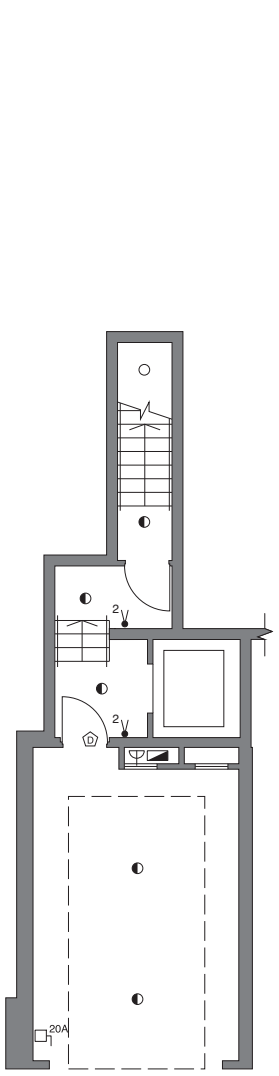

Lower ground floor
地下低層

Legend 圖例

- M.C.B. Board 總電掣箱
- 1-Gang 1-Way Lighting Switch 1位1路燈掣
- 1-Gang 2-Way Lighting Switch 1位2路燈掣
- 1-Way Lighting Switch (n denotes no. of gangs) 1路燈掣(n代表位數)
- 2-Way Lighting Switch (n denotes no. of gangs) 2路燈掣(n代表位數)
- Double Pole Switch 雙極開關掣
- 13A Single Socket Outlet 13A單位電插座
- 13A Twin Socket Outlet 13A雙位電插座
- 13A Weatherproof Single Socket Outlet 13A單位防水電插座
- Recessed Downlight 暗藏式天花燈
- Lamp Holder 燈位
- Heat Lamp 暖燈
- Fluorescent Tube 光管
- Wall Lamp 牆燈
- Recessed Wall Light 暗藏式牆燈
- Weatherproof Spotlight 防水射燈
- 20A Double Pole Isolator 20A雙極開關掣
- Isolator for Lift 升降機開關掣
- Telephone Points 電話插座
- TV/FM Points 電視及電台接收插座
- Television 電視
- Speaker 揚聲器
- Door Bell 門鈴
- Video Doorphone 視像對講機
- Video Doorphone Panel 視像對講機監控箱
- Intercom 對講機
- Door Magnetic Contact 門磁感應器
- Glass Break Sensor 玻璃爆破偵測器
- Panic Alarm 求救警鐘
- Security Panel 保安監控箱
- Lift Panel 升降機監控箱
- Isolator for Air-conditioning Outdoor Unit 冷氣室外機開關掣
- Air-conditioning Indoor Unit 冷氣室內機
- Air-conditioner Point 冷氣機接駁點
- Central Air-conditioner Controller 中央冷氣機控制器
- Washing Machine Connection Point (Water Inlet) 洗衣機接駁點（來水位）
- Washing Machine Connection Point (Water Outlet) 洗衣機接駁點（去水位）
- 6kW Electrical Water Heater 6千瓦電熱水爐
- Town Gas Meter 煤氣錶
- Town Gas Water Heater 煤氣熱水爐
- Town Gas Water Heater Remote Controller 煤氣熱水爐遙遠控制

Fittings, finishes and appliances
裝置、裝修物料及設備

Mechanical & Electrical Provisions Plans 機電裝置平面圖

House - House No. 55 together with Car Park No. B05
洋房 - 屋號55連同B05號停車位

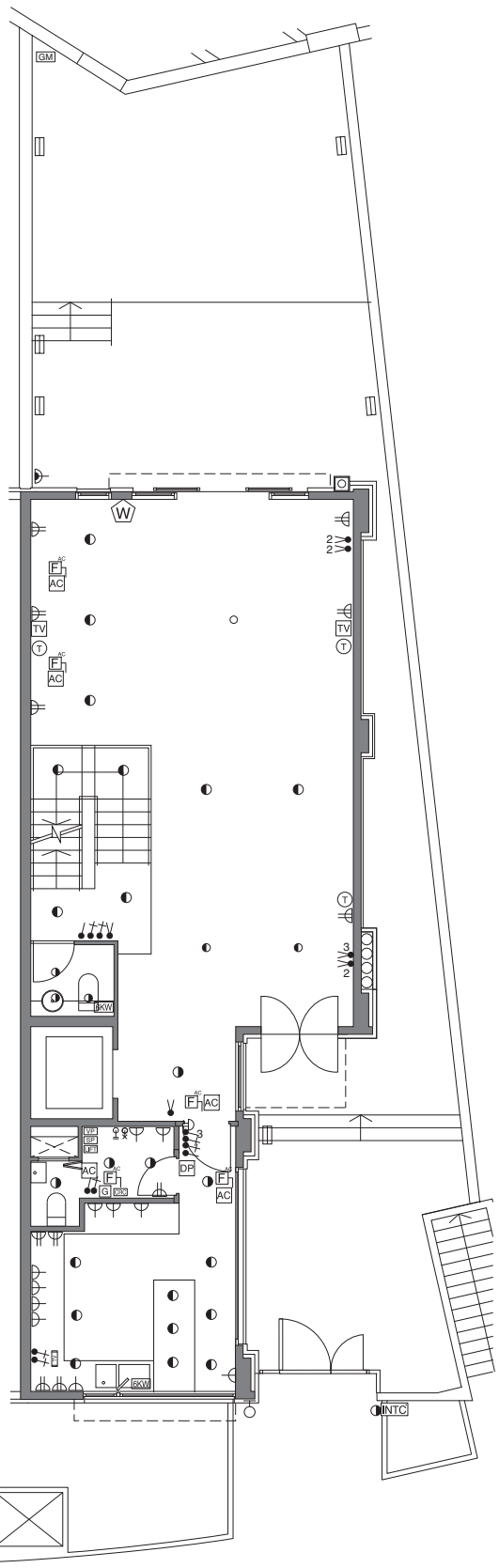

Ground floor
地下

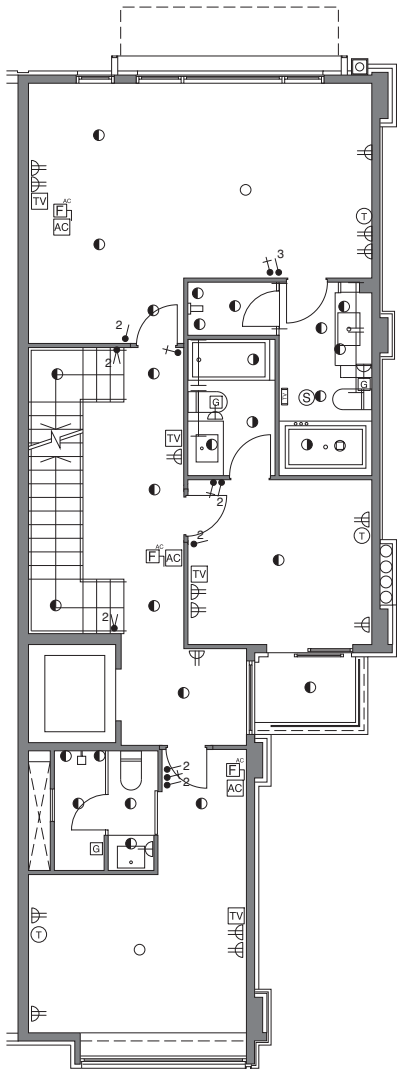

First floor
一樓

Fittings, finishes and appliances
裝置、裝修物料及設備

Mechanical & Electrical Provisions Plans 機電裝置平面圖

House - House No. 55 together with Car Park No. B05
洋房 - 屋號55連同B05號停車位

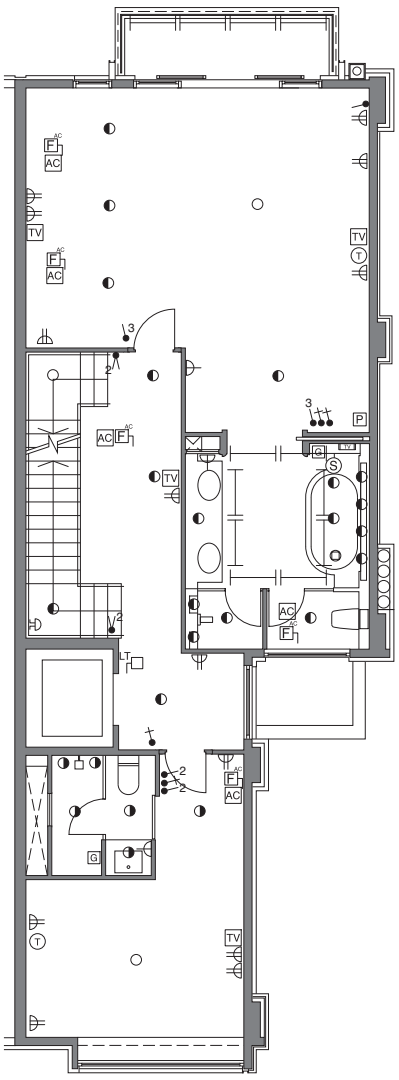

Second floor
二樓

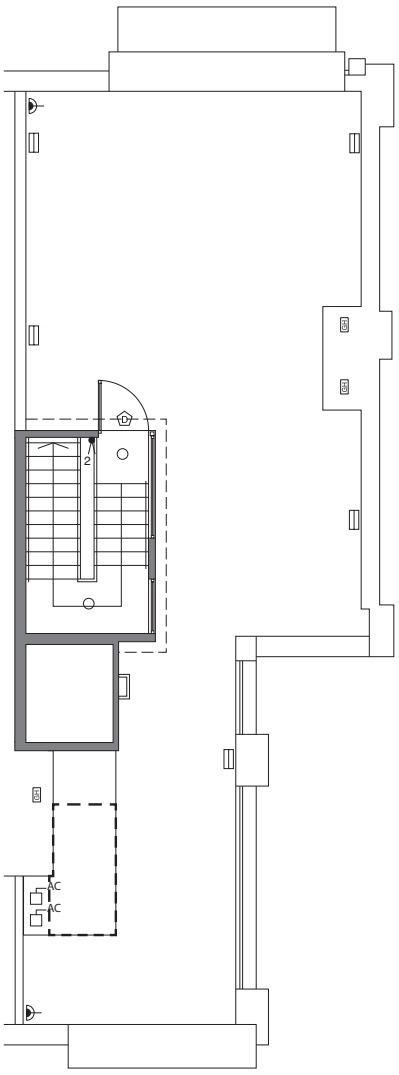

Roof
天台

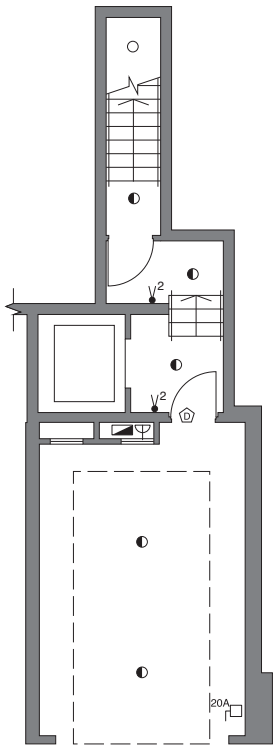

Lower ground floor
地下低層

Legend 圖例

- M.C.B. Board 總電掣箱
- 1-Gang 1-Way Lighting Switch 1位1路燈掣
- 1-Gang 2-Way Lighting Switch 1位2路燈掣
- 1-Way Lighting Switch (n denotes no. of gangs) 1路燈掣(n代表位數)
- 2-Way Lighting Switch (n denotes no. of gangs) 2路燈掣(n代表位數)
- Double Pole Switch 雙極開關掣
- 13A Single Socket Outlet 13A單位電插座
- 13A Twin Socket Outlet 13A雙位電插座
- 13A Weatherproof Single Socket Outlet 13A單位防水電插座
- Recessed Downlight 暗藏式天花燈
- Lamp Holder 燈位
- Heat Lamp 暖燈
- Fluorescent Tube 光管
- Wall Lamp 牆燈
- Recessed Wall Light 暗藏式牆燈
- Weatherproof Spotlight 防水射燈
- 20A Double Pole Isolator 20A雙極開關掣
- Isolator for Lift 升降機開關掣
- Telephone Points 電話插座
- TV/FM Points 電視及電台接收插座
- Television 電視
- Speaker 揚聲器
- Door Bell 門鈴
- Video Doorphone 視像對講機
- Video Doorphone Panel 視像對講機監控箱
- Intercom 對講機
- Door Magnetic Contact 門磁感應器
- Glass Break Sensor 玻璃爆破偵測器
- Panic Alarm 求救警鐘
- Security Panel 保安監控箱
- Lift Panel 升降機監控箱
- Isolator for Air-conditioning Outdoor Unit 冷氣室外機開關掣
- Air-conditioning Indoor Unit 冷氣室內機
- Air-conditioner Point 冷氣機接駁點
- Central Air-conditioner Controller 中央冷氣機控制器
- Washing Machine Connection Point (Water Inlet) 洗衣機接駁點（來水位）
- Washing Machine Connection Point (Water Outlet) 洗衣機接駁點（去水位）
- 6kW Electrical Water Heater 6千瓦電熱水爐
- Town Gas Meter 煤氣錶
- Town Gas Water Heater 煤氣熱水爐
- Town Gas Water Heater Remote Controller 煤氣熱水爐遙遠控制

Fittings, finishes and appliances
裝置、裝修物料及設備

Mechanical & Electrical Provisions Plans 機電裝置平面圖

House - House No. 56 together with Car Park No. B02
洋房 - 屋號56連同B02號停車位

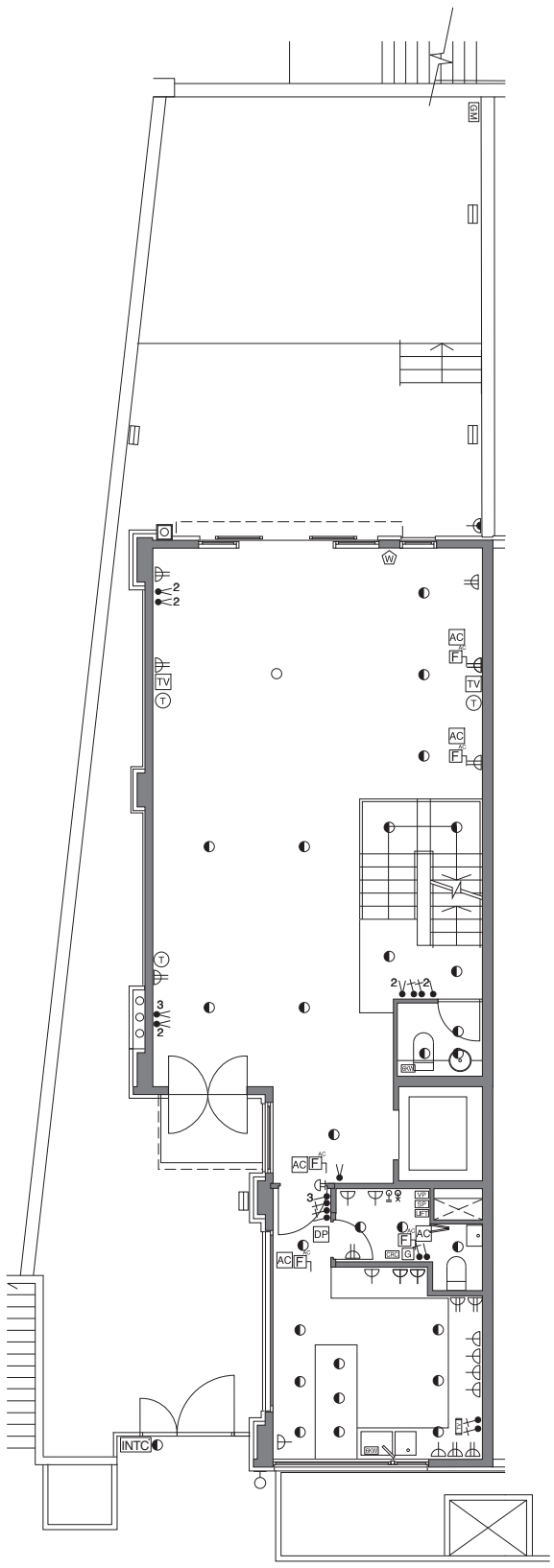

Ground floor
地下

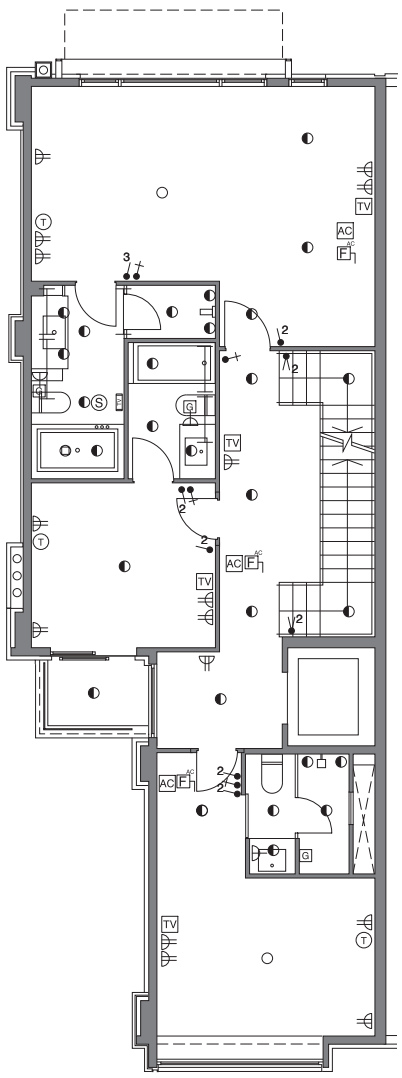

First floor
一樓

Fittings, finishes and appliances
裝置、裝修物料及設備

Mechanical & Electrical Provisions Plans 機電裝置平面圖

House - House No. 56 together with Car Park No. B02
洋房 - 屋號56連同B02號停車位

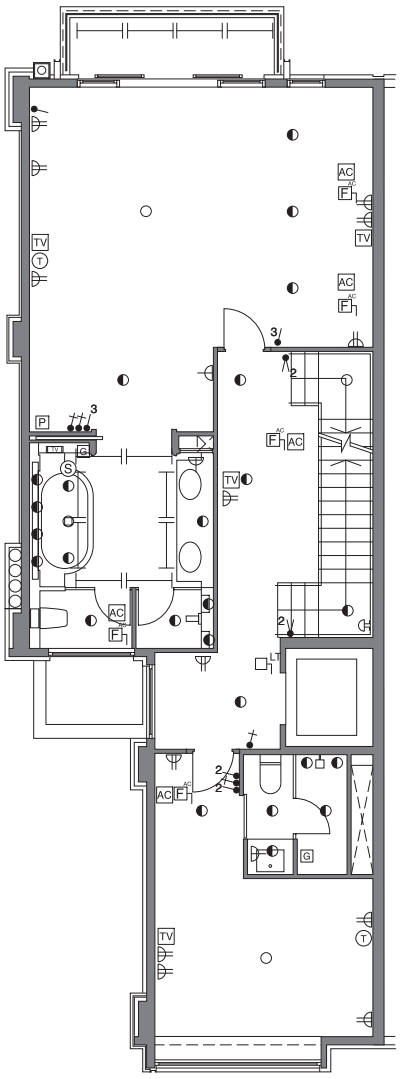

Second floor
二樓

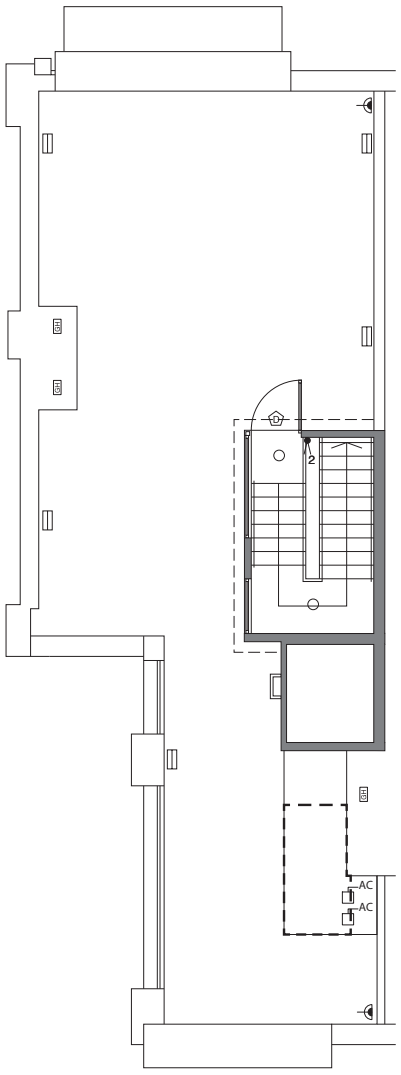

Roof
天台

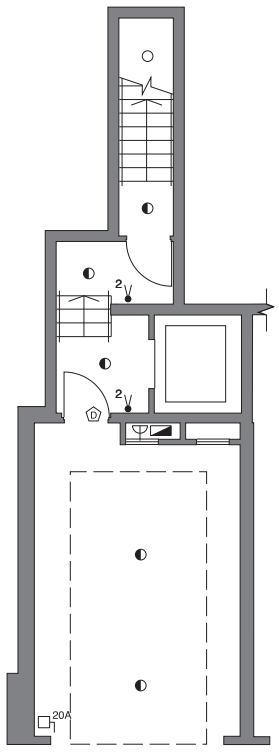

Lower ground floor
地下低層

Legend 圖例

- M.C.B. Board 總電掣箱
- 1-Gang 1-Way Lighting Switch 1位1路燈掣
- 1-Gang 2-Way Lighting Switch 1位2路燈掣
- 1-Way Lighting Switch (n denotes no. of gangs) 1路燈掣(n代表位數)
- 2-Way Lighting Switch (n denotes no. of gangs) 2路燈掣(n代表位數)
- Double Pole Switch 雙極開關掣
- 13A Single Socket Outlet 13A單位電插座
- 13A Twin Socket Outlet 13A雙位電插座
- 13A Weatherproof Single Socket Outlet 13A單位防水電插座
- Recessed Downlight 暗藏式天花燈
- Lamp Holder 燈位
- Heat Lamp 暖燈
- Fluorescent Tube 光管
- Wall Lamp 牆燈
- Recessed Wall Light 暗藏式牆燈
- Weatherproof Spotlight 防水射燈
- 20A Double Pole Isolator 20A雙極開關掣
- Isolator for Lift 升降機開關掣
- Telephone Points 電話插座
- TV/FM Points 電視及電台接收插座
- Television 電視
- Speaker 揚聲器
- Door Bell 門鈴
- Video Doorphone 視像對講機
- Video Doorphone Panel 視像對講機監控箱
- Intercom 對講機
- Door Magnetic Contact 門磁感應器
- Glass Break Sensor 玻璃爆破偵測器
- Panic Alarm 求救警鐘
- Security Panel 保安監控箱
- Lift Panel 升降機監控箱
- Isolator for Air-conditioning Outdoor Unit 冷氣室外機開關掣
- Air-conditioning Indoor Unit 冷氣室內機
- Air-conditioner Point 冷氣機接駁點
- Central Air-conditioner Controller 中央冷氣機控制器
- Washing Machine Connection Point (Water Inlet) 洗衣機接駁點（來水位）
- Washing Machine Connection Point (Water Outlet) 洗衣機接駁點（去水位）
- 6kW Electrical Water Heater 6千瓦電熱水爐
- Town Gas Meter 煤氣錶
- Town Gas Water Heater 煤氣熱水爐
- Town Gas Water Heater Remote Controller 煤氣熱水爐遙遠控制

Fittings, finishes and appliances
裝置、裝修物料及設備

Mechanical & Electrical Provisions Plans 機電裝置平面圖

House - House No. 57 together with Car Park No. B01
洋房 - 屋號57連同B01號停車位

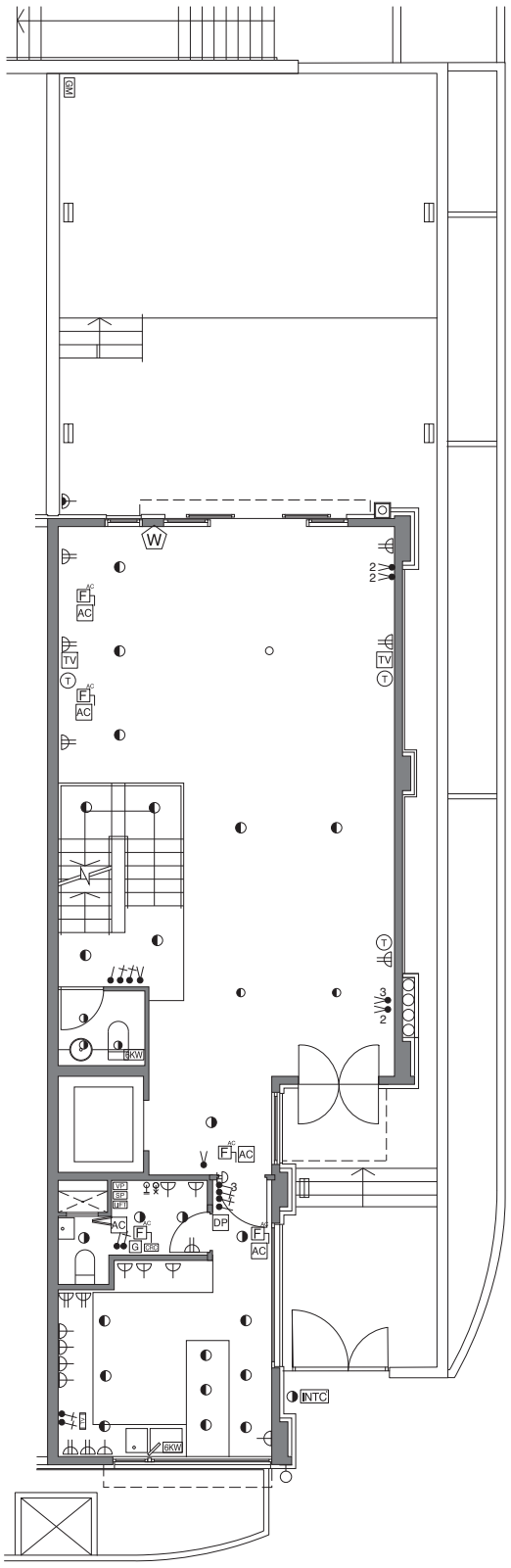

Ground floor
地下

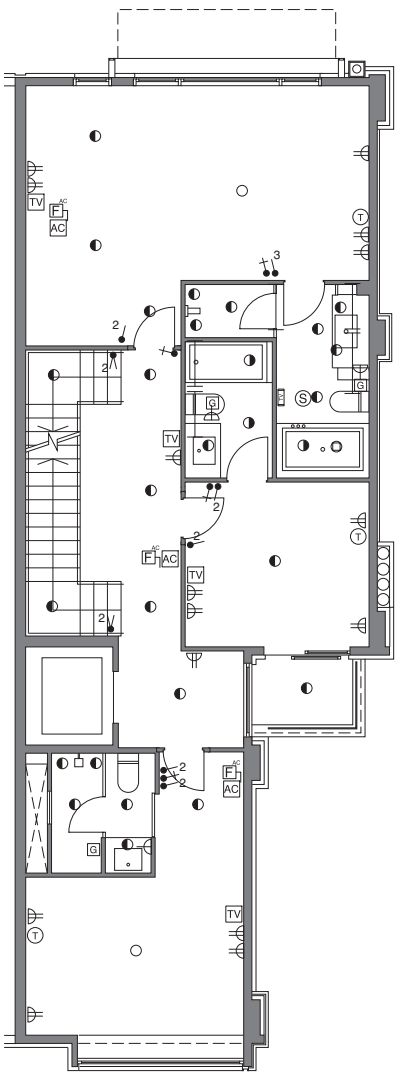

First floor
一樓

Fittings, finishes and appliances
裝置、裝修物料及設備

Mechanical & Electrical Provisions Plans 機電裝置平面圖

House - House No. 57 together with Car Park No. B01
洋房 - 屋號57連同B01號停車位

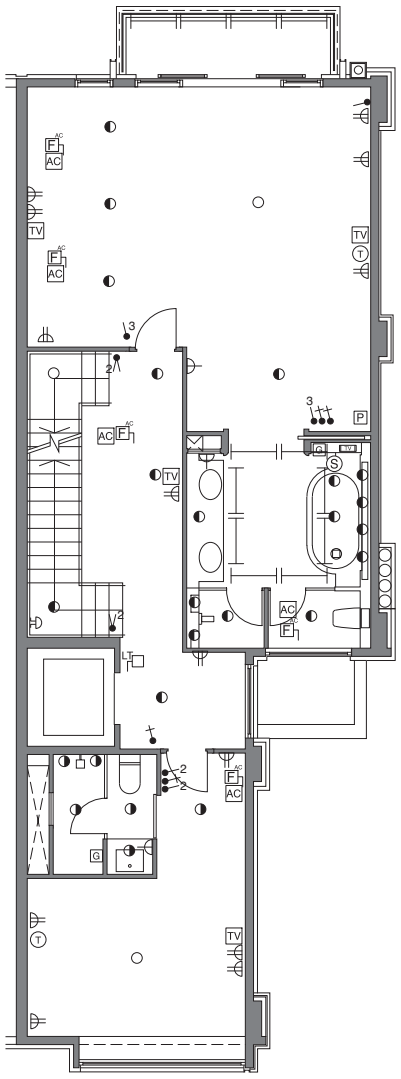

Second floor
二樓

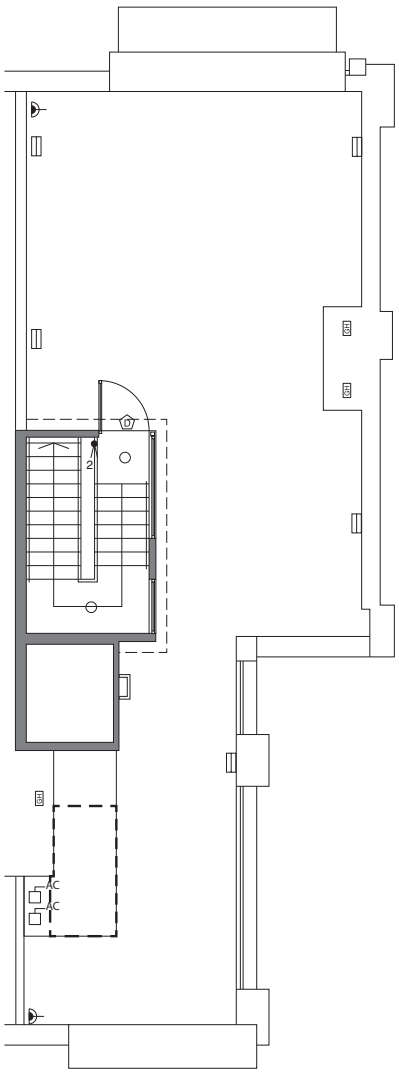

Roof
天台

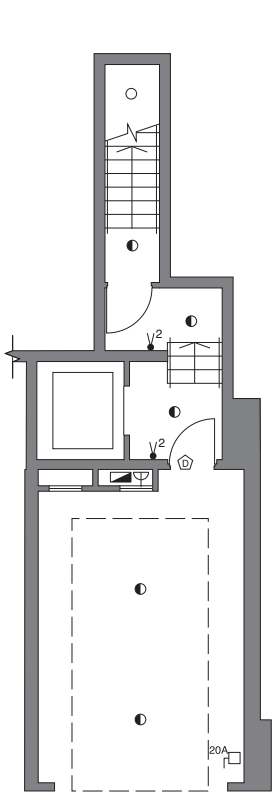

Lower ground floor
地下低層

Legend 圖例

- M.C.B. Board 總電掣箱
- 1-Gang 1-Way Lighting Switch 1位1路燈掣
- 1-Gang 2-Way Lighting Switch 1位2路燈掣
- 1-Way Lighting Switch (n denotes no. of gangs) 1路燈掣(n代表位數)
- 2-Way Lighting Switch (n denotes no. of gangs) 2路燈掣(n代表位數)
- Double Pole Switch 雙極開關掣
- 13A Single Socket Outlet 13A單位電插座
- 13A Twin Socket Outlet 13A雙位電插座
- 13A Weatherproof Single Socket Outlet 13A單位防水電插座
- Recessed Downlight 暗藏式天花燈
- Lamp Holder 燈位
- Heat Lamp 暖燈
- Fluorescent Tube 光管
- Wall Lamp 牆燈
- Recessed Wall Light 暗藏式牆燈
- Weatherproof Spotlight 防水射燈
- 20A Double Pole Isolator 20A雙極開關掣
- Isolator for Lift 升降機開關掣
- Telephone Points 電話插座
- TV/FM Points 電視及電台接收插座
- Television 電視
- Speaker 揚聲器
- Door Bell 門鈴
- Video Doorphone 視像對講機
- Video Doorphone Panel 視像對講機監控箱
- Intercom 對講機
- Door Magnetic Contact 門磁感應器
- Glass Break Sensor 玻璃爆破偵測器
- Panic Alarm 求救警鐘
- Security Panel 保安監控箱
- Lift Panel 升降機監控箱
- Isolator for Air-conditioning Outdoor Unit 冷氣室外機開關掣
- Air-conditioning Indoor Unit 冷氣室內機
- Air-conditioner Point 冷氣機接駁點
- Central Air-conditioner Controller 中央冷氣機控制器
- Washing Machine Connection Point (Water Inlet) 洗衣機接駁點（來水位）
- Washing Machine Connection Point (Water Outlet) 洗衣機接駁點（去水位）
- 6kW Electrical Water Heater 6千瓦電熱水爐
- Town Gas Meter 煤氣錶
- Town Gas Water Heater 煤氣熱水爐
- Town Gas Water Heater Remote Controller 煤氣熱水爐遙遠控制

Fittings, finishes and appliances
裝置、裝修物料及設備

Schedule of Mechanical & Electrical Provisions of Residential Properties 住宅物業機電裝置數量說明表

House No. 屋號	Location 位置	13A Single Socket Outlet 13A單位電插座	13A Twin Socket Outlet 13A雙位電插座	13A Weatherproof Single Socket Outlet 13A單位防水電插座	TV/FM Points 電視及電台接收插座	Telephone Points 電話插座	Air - conditioner Points 冷氣機接駁點
1	Lower Ground Floor 地下低層						
	Parking Space 停車位	1	-	-	-	-	-
	Ground Floor 地下						
	Living Room and Dining Room 客廳及飯廳	-	4	-	2	2	2
	Kitchen 廚房	9	4	-	1	-	1
	Store 儲物房	2	1	-	-	-	1
	Garden 花園	-	-	1	-	-	-
	First Floor 一樓						
	Ensuite 1 套房 1	-	3	-	1	1	1
	Bathroom 1 浴室 1	1	-	-	1	-	-
	Ensuite 2 套房 2	-	3	-	1	1	1
	Bathroom 2 浴室 2	1	-	-	-	-	-
	Ensuite 3 套房 3	-	3	-	1	1	1
	Bathroom 3 浴室 3	1	-	-	-	-	-
	Corridor 走廊	-	1	-	1	-	-
	Second Floor 二樓						
	Ensuite 4 套房 4	-	4	-	1	1	1
	Bathroom 4 浴室 4	1	-	-	-	-	-
	Master Bedroom 主人套房	-	4	-	2	1	2
	Master Bathroom 主人浴室	1	-	-	1	-	1
	Corridor 走廊	-	1	-	1	-	1
	Roof 天台						
	Roof 天台	-	-	2	-	-	-
2	Lower Ground Floor 地下低層						
	Parking Space 停車位	1	-	-	-	-	-
	Ground Floor 地下						
	Living Room and Dining Room 客廳及飯廳	-	6	-	3	3	3
	Kitchen 廚房	9	2	-	1	-	1
	Store 儲物房	2	1	-	-	-	1
	Garden 花園	-	-	1	-	-	-
	First Floor 一樓						
	Ensuite 1 套房 1	-	3	-	1	1	1
	Bathroom 1 浴室 1	1	-	-	1	-	-
	Ensuite 2 套房 2	-	3	-	1	1	1
	Bathroom 2 浴室 2	1	-	-	-	-	-
	Ensuite 3 套房 3	-	4	-	1	1	1
	Bathroom 3 浴室 3	1	-	-	-	-	-
	Corridor 走廊	-	1	-	-	-	-
	Second Floor 二樓						
	Ensuite 4 套房 4	-	4	-	1	1	1
	Bathroom 4 浴室 4	1	-	-	-	-	-
	Master Bedroom 主人套房	-	5	-	2	2	2
	Master Bathroom 主人浴室	1	-	-	1	-	1
	Corridor 走廊	-	-	-	-	-	1
	Roof 天台						
	Roof 天台	-	-	2	-	-	-

Remarks :
1. “1, 2, ...” denotes the quantity of such provision(s) in the residential property.
2. “-” denotes “Not applicable”.
3. House Nos. 4, 14, 24, 34, 44 and 54 are omitted.

備註：
1. “1, 2, ...” 表示提供於該住宅物業內的裝置數量。
2. “-” 代表“不適用”。
3. 不設屋號4、14、24、34、44及54。

Fittings, finishes and appliances
裝置、裝修物料及設備

Schedule of Mechanical & Electrical Provisions of Residential Properties 住宅物業機電裝置數量說明表

House No. 屋號	Location 位置	13A Single Socket Outlet 13A單位電插座	13A Twin Socket Outlet 13A雙位電插座	13A Weatherproof Single Socket Outlet 13A單位防水電插座	TV/FM Points 電視及電台接收插座	Telephone Points 電話插座	Air - conditioner Points 冷氣機接駁點
3	Lower Ground Floor 地下低層						
	Parking Space 停車位	1	-	-	-	-	-
	Ground Floor 地下						
	Living Room and Dining Room 客廳及飯廳	-	4	-	2	2	3
	Kitchen 廚房	9	4	-	1	-	1
	Store 儲物房	2	1	-	-	-	1
	Garden 花園	-	-	1	-	-	-
	First Floor 一樓						
	Ensuite 1 套房 1	-	3	-	1	1	1
	Bathroom 1 浴室 1	1	-	-	-	-	-
	Ensuite 2 套房 2	-	3	-	1	1	1
	Bathroom 2 浴室 2	1	-	-	1	-	-
	Ensuite 3 套房 3	-	3	-	1	1	1
	Bathroom 3 浴室 3	1	-	-	-	-	-
	Family Room 家庭廳	-	1	-	1	-	1
	Second Floor 二樓						
	Ensuite 4 套房 4	-	3	-	1	1	1
	Bathroom 4 浴室 4	1	-	-	-	-	-
	Master Bedroom 主人套房	-	4	-	2	1	2
	Master Bathroom 主人浴室	1	-	-	1	-	1
	Corridor 走廊	-	-	-	-	-	1
	Roof 天台						
	Roof 天台	-	-	2	-	-	-
5-7, 10-13, 15-23, 26-31	Lower Ground Floor 地下低層						
	Parking Space 停車位	1	-	-	-	-	-
	Ground Floor 地下						
	Living Room and Dining Room 客廳及飯廳	-	7	-	2	3	3
	Kitchen 廚房	9	4	-	1	-	1
	Store 儲物房	2	1	-	-	-	1
	Garden 花園	-	-	1	-	-	-
	First Floor 一樓						
	Ensuite 1 套房 1	-	5	-	1	1	2
	Bathroom 1 浴室 1	1	-	-	1	-	-
	Ensuite 2 套房 2	-	4	-	1	1	-
	Bathroom 2 浴室 2	1	-	-	-	-	-
	Ensuite 3 套房 3	-	4	-	1	1	1
	Bathroom 3 浴室 3	1	-	-	-	-	-
	Corridor 走廊	-	2	-	1	-	1
	Second Floor 二樓						
	Ensuite 4 套房 4	-	5	-	1	1	1
	Bathroom 4 浴室 4	1	-	-	-	-	-
	Master Bedroom 主人套房	1	6	-	2	1	2
	Master Bathroom 主人浴室	1	-	-	1	-	1
	Corridor 走廊	-	2	-	1	-	1
	Roof 天台						
	Roof 天台	-	-	2	-	-	-

Remarks :
1. “1, 2, ...” denotes the quantity of such provision(s) in the residential property.
2. “-” denotes “Not applicable”.
3. House Nos. 4, 14, 24, 34, 44 and 54 are omitted.

備註：
1. “1, 2, ...” 表示提供於該住宅物業內的裝置數量。
2. “-” 代表“不適用”。
3. 不設屋號4、14、24、34、44及54。

Fittings, finishes and appliances
裝置、裝修物料及設備

Schedule of Mechanical & Electrical Provisions of Residential Properties 住宅物業機電裝置數量說明表

House No. 屋號	Location 位置	13A Single Socket Outlet 13A單位電插座	13A Twin Socket Outlet 13A雙位電插座	13A Weatherproof Single Socket Outlet 13A單位防水電插座	TV/FM Points 電視及電台接收插座	Telephone Points 電話插座	Air - conditioner Points 冷氣機接駁點
8	Lower Ground Floor 地下低層						
	Parking Space 停車位	1	-	-	-	-	-
	Ground Floor 地下						
	Living Room and Dining Room 客廳及飯廳	-	6	-	3	3	4
	Kitchen 廚房	9	4	-	1	-	1
	Store 儲物房	2	1	-	-	-	1
	Garden 花園	-	-	1	-	-	-
	First Floor 一樓						
	Ensuite 1 套房 1	-	3	-	1	1	2
	Bathroom 1 浴室 1	1	-	-	1	-	-
	Ensuite 2 套房 2	-	3	-	1	1	1
	Bathroom 2 浴室 2	1	-	-	-	-	-
	Ensuite 3 套房 3	-	3	-	1	1	1
	Bathroom 3 浴室 3	1	-	-	-	-	-
	Corridor 走廊	-	1	-	-	-	-
	Second Floor 二樓						
	Ensuite 4 套房 4	-	3	-	1	2	1
	Bathroom 4 浴室 4	1	-	-	-	-	-
	Master Bedroom 主人套房	-	3	-	2	1	2
	Master Bathroom 主人浴室	1	-	-	1	-	1
	Corridor 走廊	-	-	-	-	-	1
	Roof 天台						
	Roof 天台	-	-	2	-	-	-
9	Lower Ground Floor 地下低層						
	Parking Space 停車位	1	-	-	-	-	-
	Ground Floor 地下						
	Living Room and Dining Room 客廳及飯廳	-	5	-	3	3	4
	Kitchen 廚房	8	2	-	1	-	1
	Store 儲物房	5	1	-	-	-	1
	Garden 花園	-	-	2	-	-	-
	First Floor 一樓						
	Ensuite 1 套房 1	-	3	-	1	1	1
	Bathroom 1 浴室 1	1	-	-	1	-	-
	Ensuite 2 套房 2	-	3	-	1	1	1
	Bathroom 2 浴室 2	1	-	-	-	-	-
	Ensuite 3 套房 3	-	3	-	1	1	1
	Bathroom 3 浴室 3	1	-	-	-	-	-
	Family Room 家庭廳	-	3	-	1	1	1
	Second Floor 二樓						
	Ensuite 4 套房 4	-	3	-	1	1	1
	Bathroom 4 浴室 4	1	-	-	-	-	-
	Master Bedroom 主人套房	-	5	-	2	2	3
	Master Bathroom 主人浴室	1	-	-	1	-	1
	Corridor 走廊	-	1	-	-	-	1
	Roof 天台						
	Roof 天台	-	-	2	-	-	-

Remarks :
1. "1, 2, ..." denotes the quantity of such provision(s) in the residential property.
2. "-" denotes "Not applicable".
3. House Nos. 4, 14, 24, 34, 44 and 54 are omitted.

備註：
1. "1, 2, ..." 表示提供於該住宅物業內的裝置數量。
2. "-" 代表"不適用"。
3. 不設屋號4、14、24、34、44及54。

Fittings, finishes and appliances
裝置、裝修物料及設備

Schedule of Mechanical & Electrical Provisions of Residential Properties 住宅物業機電裝置數量說明表

House No. 屋號	Location 位置	13A Single Socket Outlet 13A單位電插座	13A Twin Socket Outlet 13A雙位電插座	13A Weatherproof Single Socket Outlet 13A單位防水電插座	TV/FM Points 電視及電台接收插座	Telephone Points 電話插座	Air - conditioner Points 冷氣機接駁點
25	Lower Ground Floor 地下低層						
	Parking Space 停車位	1	-	-	-	-	-
	Ground Floor 地下						
	Living Room and Dining Room 客廳及飯廳	1	2	-	1	1	3
	Kitchen 廚房	9	4	-	1	-	1
	Store 儲物房	2	1	-	-	-	1
	Garden 花園	-	-	-	-	-	-
	First Floor 一樓						
	Ensuite 1 套房 1	3	5	-	2	2	2
	Bathroom 1 浴室 1	1	-	-	1	-	-
	Ensuite 2 套房 2	2	2	-	-	1	1
	Toilet 廁所	2	-	-	-	-	-
	Ensuite 3 套房 3	2	2	-	1	1	1
	Bathroom 3 浴室 3	1	-	-	-	-	-
	Corridor 走廊	-	1	-	-	-	-
	Second Floor 二樓						
	Ensuite 4 套房 4	2	3	-	1	-	1
	Bathroom 4 浴室 4	-	1	-	-	-	-
	Master Bedroom 主人套房	4	2	-	1	1	2
	Walk-in Closet 衣帽間	1	-	-	-	-	-
	Master Bathroom 主人浴室	1	1	-	1	-	1
	Corridor 走廊	-	-	-	-	-	1
	Roof 天台						
	Roof 天台	-	-	2	-	-	-
32	Lower Ground Floor 地下低層						
	Parking Space 停車位	1	-	-	-	-	-
	Ground Floor 地下						
	Living Room and Dining Room 客廳及飯廳	-	4	-	2	3	3
	Kitchen 廚房	9	5	-	1	-	1
	Store 儲物房	2	1	-	-	-	1
	Garden 花園	-	-	1	-	-	-
	First Floor 一樓						
	Ensuite 1 套房 1	-	3	-	1	1	1
	Bathroom 1 浴室 1	1	-	-	1	-	-
	Ensuite 2 套房 2	-	3	-	1	1	1
	Bathroom 2 浴室 2	1	-	-	-	-	-
	Ensuite 3 套房 3	-	3	-	1	1	1
	Bathroom 3 浴室 3	1	-	-	-	-	-
	Corridor 走廊	-	1	-	-	-	-
	Second Floor 二樓						
	Ensuite 4 套房 4	-	3	-	1	1	1
	Bathroom 4 浴室 4	1	-	-	-	-	-
	Master Bedroom 主人套房	-	4	-	2	2	2
	Master Bathroom 主人浴室	1	-	-	1	-	1
	Corridor 走廊	-	1	-	-	-	1
	Roof 天台						
	Roof 天台	-	-	2	-	-	-

Remarks :
1. "1, 2, ..." denotes the quantity of such provision(s) in the residential property.
2. "-" denotes "Not applicable".
3. House Nos. 4, 14, 24, 34, 44 and 54 are omitted.

備註：
1. "1, 2, ..." 表示提供於該住宅物業內的裝置數量。
2. "-" 代表"不適用"。
3. 不設屋號4、14、24、34、44及54。

Fittings, finishes and appliances
裝置、裝修物料及設備

Schedule of Mechanical & Electrical Provisions of Residential Properties 住宅物業機電裝置數量說明表

House No. 屋號	Location 位置	13A Single Socket Outlet 13A單位電插座	13A Twin Socket Outlet 13A雙位電插座	13A Weatherproof Single Socket Outlet 13A單位防水電插座	TV/FM Points 電視及電台接收插座	Telephone Points 電話插座	Air - conditioner Points 冷氣機接駁點
33	Lower Ground Floor 地下低層						
	Parking Space & Filtration Plant 停車位及濾水機房	1	-	1	-	-	-
	Ground Floor 地下						
	Living Room and Dining Room 客廳及飯廳	-	5	-	3	3	4
	Game Room/Guest Room 遊戲室/賓客室	-	3	-	1	2	1
	Bathroom 浴室	1	-	-	-	-	-
	Kitchen 廚房	9	4	-	1	-	2
	Utility Room 多用途房	2	1	-	-	-	
	Store 1 儲物房 1	-	1	-	-	-	1
	Store 2 儲物房 2	-	1	-	-	-	1
	Garden 花園	-	-	2	-	-	-
	First Floor 一樓						
	Ensuite 2 套房 2	-	3	-	1	1	1
	Bathroom 2 浴室 2	1	-	-	-	-	-
	Ensuite 3 套房 3	-	4	-	1	1	1
	Bathroom 3 浴室 3	1	-	-	1	-	-
	Ensuite 4 套房 4	-	3	-	1	1	1
	Bathroom 4 浴室 4	1	-	-	-	-	-
	Family Room 家庭廳	-	1	-	1	1	1
	Second Floor 二樓						
	Ensuite 5 套房 5	-	3	-	1	1	1
	Bathroom 5 浴室 5	1	-	-	-	-	-
	Master Bedroom 主人套房	-	5	-	3	2	3
	Master Bathroom 主人浴室	1	-	-	1	-	1
	Corridor 走廊	-	1	-	-	1	1
	Roof 天台						
	Roof 天台	-	-	2	-	-	-

Remarks :
1. “1, 2, ...” denotes the quantity of such provision(s) in the residential property.
2. “-” denotes “Not applicable”.
3. House Nos. 4, 14, 24, 34, 44 and 54 are omitted.

備註：
1. “1, 2, ...” 表示提供於該住宅物業內的裝置數量。
2. “-” 代表“不適用”。
3. 不設屋號4、14、24、34、44及54。

Fittings, finishes and appliances
裝置、裝修物料及設備

Schedule of Mechanical & Electrical Provisions of Residential Properties 住宅物業機電裝置數量說明表

House No. 屋號	Location 位置	13A Single Socket Outlet 13A單位電插座	13A Twin Socket Outlet 13A雙位電插座	13A Weatherproof Single Socket Outlet 13A單位防水電插座	TV/FM Points 電視及電台接收插座	Telephone Points 電話插座	Air - conditioner Points 冷氣機接駁點
35	Lower Ground Floor 地下低層						
	Parking Space 停車位	1	-	-	-	-	-
	Ground Floor 地下						
	Living Room and Dining Room 客廳及飯廳	-	5	-	3	2	3
	Kitchen 廚房	9	4	-	1	-	1
	Store 儲物房	2	1	-	-	-	1
	Garden 花園	-	-	1	-	-	-
	First Floor 一樓						
	Ensuite 1 套房 1	-	3	-	1	1	1
	Bathroom 1 浴室 1	1	-	-	1	-	-
	Ensuite 2 套房 2	-	3	-	1	1	1
	Bathroom 2 浴室 2	1	-	-	-	-	-
	Ensuite 3 套房 3	-	3	-	1	1	1
	Bathroom 3 浴室 3	1	-	-	-	-	-
	Corridor 走廊	-	1	-	1	-	-
	Second Floor 二樓						
	Ensuite 4 套房 4	-	3	-	1	1	1
	Bathroom 4 浴室 4	1	-	-	-	-	-
	Master Bedroom 主人套房	-	4	-	2	1	2
	Master Bathroom 主人浴室	1	-	-	1	-	1
	Corridor 走廊	-	1	-	1	-	1
	Roof 天台						
	Roof 天台	-	-	2	-	-	-

Remarks :
1. “1, 2, ...” denotes the quantity of such provision(s) in the residential property.
2. “-” denotes “Not applicable”.
3. House Nos. 4, 14, 24, 34, 44 and 54 are omitted.

備註：
1. “1, 2, ...” 表示提供於該住宅物業內的裝置數量。
2. “-” 代表“不適用”。
3. 不設屋號4、14、24、34、44及54。

Fittings, finishes and appliances
裝置、裝修物料及設備

Schedule of Mechanical & Electrical Provisions of Residential Properties 住宅物業機電裝置數量說明表

House No. 屋號	Location 位置	13A Single Socket Outlet 13A單位電插座	13A Twin Socket Outlet 13A雙位電插座	13A Weatherproof Single Socket Outlet 13A單位防水電插座	TV/FM Points 電視及電台接收插座	Telephone Points 電話插座	Air - conditioner Points 冷氣機接駁點
36-43, 45, 47-53, 55-57	Lower Ground Floor 地下低層						
	Parking Space 停車位	1	-	-	-	-	-
	Ground Floor 地下						
	Living Room and Dining Room 客廳及飯廳	-	6	-	2	3	3
	Kitchen 廚房	9	4	-	1	-	1
	Store 儲物房	2	1	-	-	-	1
	Garden 花園	-	-	1	-	-	-
	First Floor 一樓						
	Ensuite 1 套房 1	-	5	-	1	1	1
	Bathroom 1 浴室 1	1	-	-	1	-	-
	Ensuite 2 套房 2	-	4	-	1	1	-
	Bathroom 2 浴室 2	1	-	-	-	-	-
	Ensuite 3 套房 3	-	4	-	1	1	1
	Bathroom 3 浴室 3	1	-	-	-	-	-
	Corridor 走廊	-	2	-	1	-	1
	Second Floor 二樓						
	Ensuite 4 套房 4	-	5	-	1	1	1
	Bathroom 4 浴室 4	1	-	-	-	-	-
	Master Bedroom 主人套房	1	6	-	2	1	2
	Master Bathroom 主人浴室	1	-	-	1	-	1
	Corridor 走廊	-	2	-	1	-	1
	Roof 天台						
	Roof 天台	-	-	2	-	-	-
46	Lower Ground Floor 地下低層						
	Parking Space 停車位	1	-	-	-	-	-
	Ground Floor 地下						
	Living Room, Wine Celler and Dining Room 客廳、酒窖及飯廳	5	-	-	1	1	3
	Kitchen 廚房	8	4	-	1	-	1
	Store 儲物房	2	1	-	-	-	1
	Garden 花園	-	-	1	-	-	-
	First Floor 一樓						
	Ensuite 1 套房 1	2	5	-	1	3	1
	Bathroom 1 浴室 1	2	-	-	-	-	-
	Ensuite 2 套房 2	-	2	-	1	2	-
	Bathroom 2 浴室 2	2	-	-	-	-	-
	Ensuite 3 套房 3	6	2	-	1	3	1
	Bathroom 3 浴室 3	2	-	-	-	-	-
	Corridor 走廊	1	-	-	-	-	1
	Second Floor 二樓						
	Ensuite 4 套房 4	4	1	-	-	-	-
	Toilet 廁所	-	-	-	-	-	1
	Master Bedroom 主人套房	7	5	-	1	4	2
	Master Bathroom 主人浴室	2	-	-	-	-	1
	Corridor 走廊	-	1	-	-	-	1
	Roof 天台						
	Roof 天台	-	-	3	-	-	-

Remarks :
1. "1, 2, ..." denotes the quantity of such provision(s) in the residential property.
2. "-" denotes "Not applicable".
3. House Nos. 4, 14, 24, 34, 44 and 54 are omitted.

備註：
1. "1, 2, ..." 表示提供於該住宅物業內的裝置數量。
2. "-" 代表"不適用"。
3. 不設屋號4、14、24、34、44及54。

Fittings, finishes and appliances
裝置、裝修物料及設備

Appliances Schedule 設備說明表

Appliance 設備	Brand Name 品牌名稱	Model No. 產品型號*
Cooker Hood 抽油煙機	Miele	House No. 屋號 1-3, 5-7, 9-13, 15-23, 25-33, 35-43, 45-53, 55-57：DA 5320 W
		House No. 屋號 8：DA 5320 D
Gas Hob (Wok Burner) 炒鑊氣體煮食爐	Miele	CS 1018
Gas Hob (2-Burners) 雙頭氣體煮食爐	Miele	CS 1013-1
Induction Hob 電磁爐	Miele	CS 1212-1 I
Microwave Oven 微波爐	Miele	M 8161-2
Steam Oven 蒸爐	Miele	DG 5040
Built-in Oven 嵌入式焗爐	Miele	H 5900 B
Built-under Wine Conditioning Unit 嵌入式酒櫃	Miele	KWT 4154 UG-1
Dishwasher 洗碗碟機	Miele	G 5570 SCVi
Washer 洗衣機 (Except House No. 1 除屋號1外)	Siemens 西門子	WM10E361HK
Condensation Dryer 冷凝乾衣機 (Except House No. 1 除屋號1外)	Siemens 西門子	WT46E302TH
WasherDryer 洗衣乾衣機 (House No. 1 only 僅限屋號1)	Siemens 西門子	WD14H420GB
Built-in Refrigerator 嵌入式雪櫃	Sub-Zero	ICBBI-48S/O

Appliance 設備	Brand Name 品牌名稱	Model No. 產品型號*
LCD Television (Kitchen) 液晶體顯示電視(廚房)	JSA	House No. 屋號 1：TMWFN10
LED Television (Kitchen) 液晶體顯示電視(廚房)	JSA	House Nos. 屋號 2-3, 5-7, 9-13, 15-23, 25-33, 35-43, 45-53, 55-57：KTV102A
LCD Television (Kitchen) 液晶體顯示電視(廚房)	JSA	House No. 屋號 8：TMWFN17
LCD Television (Bathroom) 液晶體顯示電視(浴室)	JSA	Master bathroom 主人浴室 of House Nos. 屋號 1-3, 5-13, 15-23, 25-33, 35-43, 45, 47-53, 55-57：TMWF17
		Bathroom 1 浴室1 of House Nos. 屋號 2, 5-13, 15-23, 25-32, 35-43, 45, 47-53, 55-57, Bathroom 2 浴室 2 of House Nos. 屋號 1&3, Bathroom 3 浴室 3 of House No. 屋號 33：TMWF17i
Town Gas Water Heater 煤氣熱水爐	TGC	NJW220TFQL

Appliance 設備	Brand Name 品牌名稱	Model No. 產品型號*		House No. 屋號
VRF Multi Air Conditioning System 變頻式多路分體冷氣系統	General 珍寶	Outdoor Units 室外機	AJH180LALH	1-2
			AJH198LALH	3
			AJH216LALH	35-43, 45-53, 55-57
			AJH252LALH	5-7, 10-13, 15-23, 25-32
			AJH270LALH	8
			AJH288LALH	9
			AJH342LALH	33
		Indoor Units 室內機	ASHA09LACH	1-3, 5-13, 15-23, 25-33, 35-43, 45-53, 55-57
			ARXB12LALH	1-3, 5-7, 9-13, 15-23, 25-31, 33, 36-43, 45-53, 55-57
			ARXB14LALH	1-3, 5-13, 15-23, 25-33, 35-43, 45-53, 55-57
			ARXB18LALH	1-3, 5-13, 15-23, 25-33, 35-43, 45-53, 55-57
			ARXB24LATH	1-3, 5-13, 15-23, 25-33, 35-43, 45-53, 55-57

Remarks:
1. *If no house number is specified, the model no. applies to all houses in the Phase of the Development.
2. House Nos. 4, 14, 24, 34, 44 and 54 are omitted.

備註：
1. *如沒有指定屋號，產品型號適用於發展項目期數之所有洋房。
2. 不設屋號4、14、24、34、44及54。

The vendor undertakes that if lifts or appliances of the specified brand name or model number are not installed in the Phase of the Development, lifts or appliances of comparable quality will be installed.

賣方承諾如發展項目期數中沒有安裝指明的品牌名稱或產品型號的升降機或設備，便會安裝品質相若的升降機或設備。

Service agreements
服務協議

Potable and flushing water is supplied by Water Supplies Department.

食水及沖廁水由水務署供應。

Electricity is supplied by CLP Power Hong Kong Limited.

電力由中華電力有限公司供應。

Town gas is supplied by The Hong Kong and China Gas Company Limited.

煤氣由香港中華煤氣有限公司供應。

Government rent
地税

The vendor is liable for the Government rent payable for the specified residential property of the Phase of the Development up to and including the date of the respective assignment of residential property to the purchaser.

賣方有法律責任就指明住宅物業繳付直至並包括有關個別住宅物業之買方簽署轉讓契之日期為止的地税。

Miscellaneous payments by purchaser
買方的雜項付款

1. On the delivery of the vacant possession of the specified residential property to the purchaser, the purchaser is liable to reimburse the owner for the deposits for water, electricity and gas.
2. On that delivery, the purchaser is not liable to pay to the owner a debris removal fee.

Remark :
On that delivery, the purchaser is liable to pay a debris removal fee to the manager (not the owner) under the deed of mutual covenant, and where the Owner has paid that debris removal fee, the purchaser shall reimburse the Owner for the same.

1. 在向買方交付指明住宅物業在空置情況下的管有權時，買方須負責向擁有人補還水、電力及氣體的按金。
2. 在交付時，買方不須向擁有人支付清理廢料的費用。

備註：
在交付時，買方須根據公契向管理人(而非擁有人)支付清理廢料的費用，如擁有人已支付清理廢料的費用，買方須向擁有人補還清理廢料的費用。

Defect liability warranty period
欠妥之處的保養責任期

The vendor shall, at its own cost and as soon as reasonably practicable after receipt of a written notice served by the purchaser within 6 months after the date of completion of the sale and purchase of the residential property, remedy any defects to the residential property, or the fittings, finishes or appliances to be incorporated into the residential property as set out in the agreement for sale and purchase concerned, caused otherwise than by the act or neglect of the purchaser.

凡住宅物業或於買賣合約列出裝設於住宅物業內的裝置、裝修物料或設備有欠妥之處，而該欠妥之處並非由買方行為或疏忽造成，則賣方在接獲買方在買賣成交日期後的6個月內送達的書面通知後，須於合理地切實可行的範圍內，盡快自費作補救。

Maintenance of slopes
斜坡維修

1. The Land Grant requires the owners of the residential properties in the Phase of the Development to maintain slopes at their own costs.

2. Special Condition No.(33)(a) of the Land Grant stipulates that "Where there is or has been any cutting away, removal or setting back of any land, or any building up or filling in or any slope treatment works of any kind whatsoever, whether with or without the prior written consent of the Director, either within the lot or on any Government land, which is or was done for the purpose of or in connection with the formation, leveling or development of the lot or any part thereof or any other works required to be done by the Grantee under these Conditions, or for any other purpose, the Grantee shall at his own expense carry out and construct such slope treatment works, retaining walls or other support, protection, drainage or ancillary or other works as shall or may then or at any time thereafter be necessary to protect and support such land within the lot and also any adjacent or adjoining Government or leased land and to obviate and prevent any falling away, landslip or subsidence occurring thereafter. The Grantee shall at all times during the term hereby agreed to be granted maintain at his own expense the said land, slope treatment works, retaining walls or other support, protection, drainage or ancillary or other works in good and substantial repair and condition to the satisfaction of the Director."

3. Each of the owners is obliged to contribute towards the costs of the maintenance work.

4. The plan showing the slopes, retaining walls and related structures constructed or to be constructed within or outside the land on which the Phase of the Development is situated (as shown coloured pink for identification purposes only) is set out below.

5. Under Clause 1(at) of Sub-section B of Section VI of the Deed of Mutual Covenant , the Manager shall have the full authority of the owners of the Phase of the Development to engage suitable qualified personnel to inspect keep and maintain in good substantial repair and condition, and carry out any necessary works in respect of the Slopes and Retaining Walls or other structure in compliance with the Land Grant and in accordance with the Maintenance Manual(s) for the Slopes and Retaining Walls and in particular, in accordance with all guidelines issued from time to time by the appropriate Government Departments regarding the maintenance of the Slopes and Retaining Walls and related structures and to collect from the owners of the Phase of the Development all costs lawfully incurred or to be incurred by it in carrying out such maintenance and repair and any other works in respect thereof.

1. 批地文件規定，發展項目期數住宅物業的業主須自費維修斜坡。

2. 批地文件的特別條款第(33)(a)條規定"如在該地段或在任何政府土地上有削除、移除或移後土地的情況，或施行任何性質的建築、填土或斜坡處理工程，不論是否已經先行徵得地政總署署長的書面同意，凡是為構築、平整或發展該地段或者當中任何部分，或是為執行承授人在此等條款下須進行的其他工作所相關的，又或為其他目的的，承授人應自行承擔費用，執行及建造為著保護和支撐該地段內有關土地以及鄰近的政府土地或租賃土地，以避免其後發生泥土墜落、山泥傾瀉、地陷等情況所必需的斜坡處理工程、護土牆、其他支撐、保護、排水、附帶的以至其他各種工程。承授人應在本批地文件同意批地的整個時期內，自行承擔費用，為上述土地、斜坡處理工程、護土牆、有關的支撐、保護、排水、附帶的以至其他各種工程進行保養工作，使其在各方面處於良好的基本維修狀態，使地政總署署長滿意。"

3. 每名業主均須分擔維修工程的費用。

4. 顯示該斜坡、護土牆及有關構築物已經或將會在發展項目期數所位於的土地之內或之外建造(以粉紅色標示，僅作識別用途)之圖則在下列出。

5. 根據公契第VI部B分部第1(at)條，管理人有全權根據批地文件及斜坡及護土牆維修手冊及尤其是有相關政府部門不時就斜坡、護土牆及有關構築物而發出的指南，聘請合資格的人員檢查、維持及維修斜坡、護土牆及有關構築物處於修繕完好的狀態，及進行所需的工程，並有全權向業主收取由進行此等保養及維修及任何其他有關工程所合法招致或將招致的費用。

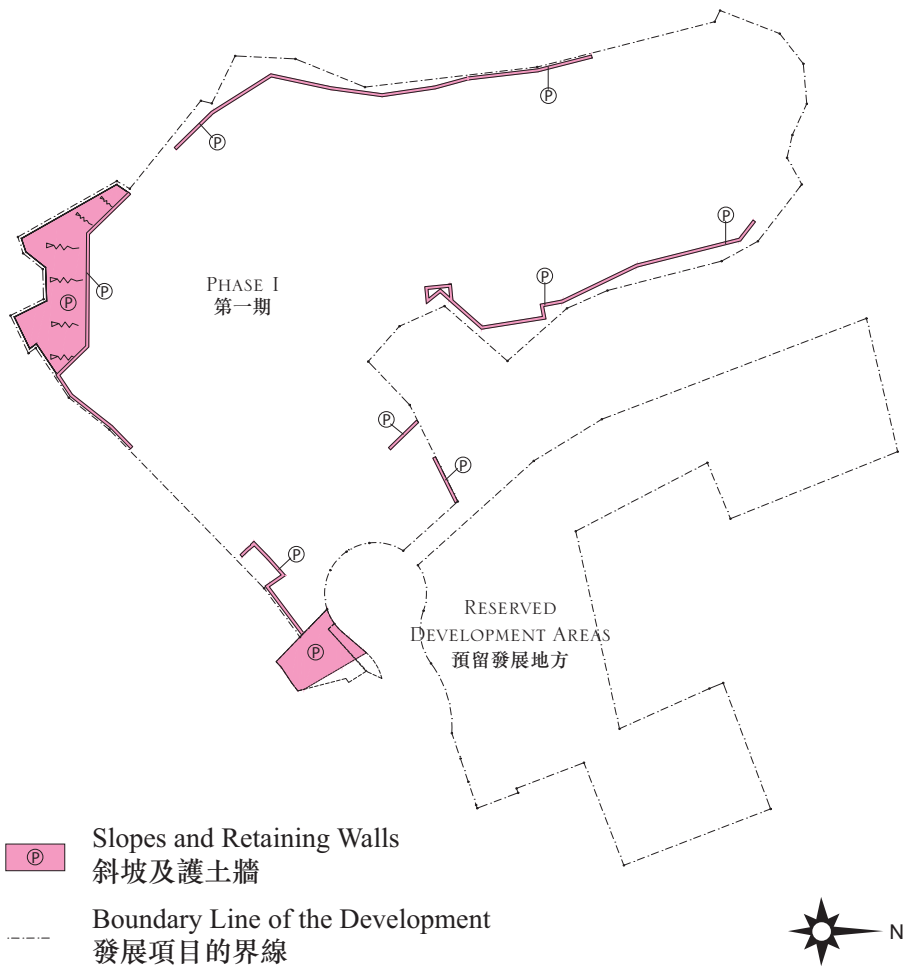

Modification
修訂

No application is made to the Government for a modification of the Land Grant for this development.

本發展項目並沒有向政府提出申請修訂批地文件。

Address of the website designated by the vendor for the phase of the development
賣方就發展項目期數指定的互聯網網站的網址

The address of the website designated by the vendor for the Phase of the Development for the purposes of Part 2 of the Residential Properties (First-hand Sales) Ordinance: www.parkvilla.com.hk

賣方為施行《一手住宅物業銷售條例》第2部而就發展項目期數指定的互聯網網站的網址：www.parkvilla.com.hk

Information in application for concession on gross floor area of building
申請建築物總樓面面積寬免的資料

Breakdown of GFA Concessions Obtained for All Features

Latest information on breakdown of GFA concessions as shown on the general building plans submitted to and approved by the Building Authority (BA) prior to the printing of the sales brochure is tabulated below. Information marked (#) may be based on information provided by the authorized person if the sales brochure is printed prior to submission of the final amendment plans to the BA. The breakdown of GFA concessions may be subject to further changes until final amendment plans are submitted to and approved by the BA prior to the issuance of the occupation permit for the Phase of the Development.

		Area (m2)
Disregarded GFA under Building (Planning) Regulations 23(3)(b)		
1. (#)	Carpark and loading/unloading area excluding public transport terminus	3,172.568
2.	**Plant rooms and similar services**	N/A
2.1	Mandatory feature or essential plant room, area of which is limited by respective Practice Notes for Authorized Persons, Registered Structural Engineers and Registered Geotechnical Engineers (PNAP) or regulation such as lift machine room, telecommunications and broadcasting (TBE) room, refuse storage and material recovery chamber, etc.	53.348
2.2 (#)	Mandatory feature or essential plant room, area of which is NOT limited by any PNAP or regulation such as room occupied solely by fire services installations (FSI) and equipment, meter room, transformer room, potable and flushing water tank, etc.	917.985
2.3	Non-mandatory or non-essential plant room such as air-conditioning plant room, air handling unit (AHU) room, etc.	26.301
Green Features under Joint Practice Notes 1 and 2		
3.	Balcony	254.976
4.	Wider common corridor and lift lobby	N/A
5.	Communal sky garden	N/A
6.	Acoustic fin	N/A
7.	Wing wall, wind catcher and funnel	N/A
8.	Non-structural prefabricated external wall	510.957
9.	Utility platform	75.000
10.	Noise barrier	N/A
Amenity Features		
11.	Counter, office, store, guard room and lavatory for watchman and management staff, Owners' Corporation Office	48.116
12.	Residential Recreational facilities including void, plant room, swimming pool filtration plant room, covered walkway etc serving solely the recreational facilities	832.377
13.	Covered landscaped and play area	N/A
14.	Horizontal screens/covered walkways, trellis	N/A
15.	Larger lift shaft	N/A
16.	Chimney shaft	N/A
17.	Other non-mandatory or non-essential plant room, such as boiler room, satellite master antenna television (SMATV) room	N/A
18.(#)	Pipe duct, air duct for mandatory feature or essential plant room	0.727
19.	Pipe duct, air duct for non-mandatory or non-essential plant room	118.980
20.	Plant room, pipe duct, air duct for environmentally friendly system and feature	N/A
21.	Void in duplex domestic flat and house	14.285
22.	Projections such as air-conditioning box and platform with a projection of more than 750 mm from the external wall.	N/A
Other Exempted Items		
23.(#)	Refuge floor including refuge floor cum sky garden	N/A
24.(#)	Other projections	N/A
25.	Public transport terminus	N/A
26.(#)	Party structure and common staircase	N/A
27.(#)	Horizontal area of staircase, lift shaft and vertical duct solely serving floor accepted as not being accountable for GFA.	N/A
28.(#)	Public passage	N/A
29.	Covered set back area	N/A
Bonus GFA		
30.	Bonus GFA	N/A

Note :
The above table is based on the requirements as stipulated in the Practice Note for Authorized Persons, Registered Structural Engineers and Registered Geotechnical Engineers ADM-2 issued by the Buildings Department. The Buildings Department may revise such requirements from time to time as appropriate.

Environmental assessment and information on the estimated energy performance or consumption for the common parts of the Phase of the Development

The approved general building plans of the Phase of the Development are not subject to the requirements stipulated in the Practice Note for Authorized Persons, Registered Structural Engineers and Registered Geotechnical Engineers APP-151 issued by the Building Authority. Environmental assessment and information on the estimated energy performance or consumption for the common parts of the Phase of the Development were not required to be submitted to the Building Authority as a prerequisite for the granting of gross floor area concessions.

Information in application for concession on gross floor area of building
申請建築物總樓面面積寬免的資料

獲寬免總樓面面積的設施分項

於印製售樓說明書前呈交予並已獲建築事務監督批准的一般建築圖則上有關總樓面面積寬免的分項的最新資料，請見下表。如印製售樓說明書時尚未呈交最終修訂圖則予建築事務監督，則有(＃)號的資料可以由認可人士提供的資料作為基礎。直至最終修訂圖則於發出佔用許可證前呈交予並獲建築事務監督批准前，以下分項資料仍可能有所修改。

		面積（平方米）
根據《建築物（規劃）規例》第23(3)(b)條不計算的總樓面面積		
1.(＃)	停車場及上落客貨地方(公共交通總站除外)	3,172.568
2.	**機房及相類設施**	不適用
2.1	所佔面積受相關《認可人士、註冊結構工程師及註冊岩土工程師作業備考》或規例限制的強制性設施或必要機房，例如升降機機房、電訊及廣播設備室、垃圾及物料回收房等	53.348
2.2(＃)	所佔面積**不**受任何《認可人士、註冊結構工程師及註冊岩土工程師作業備考》或規例限制的強制性設施或必要機房，例如僅供消防裝置及設備佔用的房間、電錶房、電力變壓房、食水及鹹水缸等	917.985
2.3	非強制性或非必要機房，例如空調機房、風櫃房等	26.301
根據聯合作業備考第1及第2號提供的環保設施		
3.	露台	254.976
4.	加闊的公用走廊及升降機大堂	不適用
5.	公用空中花園	不適用
6.	隔聲鰭	不適用
7.	翼牆、捕風器及風斗	不適用
8.	非結構預製外牆	510.957
9.	工作平台	75.000
10.	隔音屏障	不適用
適意設施		
11.	供保安人員和管理處員工使用的櫃枱、辦公室、儲物室、警衛室和廁所、業主立案法團辦公室	48.116
12.	住宅康樂設施，包括僅供康樂設施使用的中空、機房、游泳池的濾水器機房、有蓋人行道等	832.377
13.	有上蓋的園景區及遊樂場	不適用
14.	橫向屏障/有蓋人行道、花棚	不適用
15.	擴大升降機井道	不適用
16.	煙囪管道	不適用
17.	其他非強制性或非必要機房，例如鍋爐房、衛星電視共用天線房	不適用
18.(＃)	強制性設施或必要機房所需的管槽、氣槽	0.727
19.	非強制性設施或非必要機房所需的管槽、氣槽	118.980
20.	環保系統及設施所需的機房、管槽、氣槽	不適用
21.	複式住宅單位及洋房的中空	14.285
22.	伸出物，如空調機箱及伸出外牆超過750毫米的平台	不適用
其他項目		
23.(＃)	庇護層，包括庇護層兼空中花園	不適用
24.(＃)	其他伸出物	不適用
25.	公共交通總站	不適用
26.(＃)	共用構築物及樓梯	不適用
27.(＃)	僅供獲接納不計入總樓面面積的樓層使用的樓梯、升降機槽及垂直管道的水平面積	不適用
28.(＃)	公眾通道	不適用
29.	因建築物後移導致的覆蓋面積	不適用
額外總樓面面積		
30.	額外總樓面面積	不適用

註：
上述表格是根據屋宇署所發出的《認可人士、註冊結構工程師及註冊岩土工程師作業備考》ADM-2 規定的要求而制訂的。屋宇署會按實際需要不時更改有關要求。

本發展項目期數的環境評估及公用部分的預計能量表現或消耗的資料

本發展項目期數的經批准一般建築圖則不受由建築事務監督發出的《認可人士、註冊結構工程師及註冊岩土工程師作業備考》APP-151規定規限。本發展項目期數的環境評估及公用部分的預計能量表現或消耗的資料無須呈交建築事務監督，以作為批予總樓面面積寬免的先決條件。

There may be future changes to the Phase of the Development and the surrounding areas.
發展項目期數及其周邊地區日後可能出現改變。

Date of printing : 9 December 2016
印製日期 : 2016年12月9日

Examination Record
檢視紀錄

Examination/Revision Date 驗視/修改日期	Revision Made 所作修改	
	Page Number 頁次	Revision Made 所作修改
18 January 2017 2017年1月18日	11	1. Location plan of the development is updated 1. 更新發展項目的所在位置圖 2. Information in remarks is updated 2.更新備註內的資料
	20, 23, 26, 33, 39, 40, 42-44, 46, 53, 54, 56-58, 62, 65, 67, 68, 70-71, 75-78, 80, 81, 84, 88, 92, 96, 98, 100, 104, 106, 108, 110, 112, 114, 116, 118, 120, 122	Printing errors are corrected 更正排印錯誤
	101	"As-is" layout is replaced 替換現時布局
3 April 2017 2017年4月3日	11	1. Location plan of the development is updated 1. 更新發展項目的所在位置圖 2. Information in remarks is amended 2.修訂備註內的資料
	16	Layout is updated according to the latest approved building plans of Reserved Development Areas 根據預留發展地方的最新經批准的建築圖則更新布局
	22-24, 28, 31, 33, 35, 36, 38, 40-42, 50, 52, 54, 56-58, 60, 62, 64, 66, 68, 70, 72, 77-79, 92, 108, 110, 112, 117, 118	Printing errors are corrected 更正排印錯誤
8 June 2017 2017年6月8日	11	Location plan of the development is updated 更新發展項目的所在位置圖
	15	Outline zoning plan relating to the development is updated 更新關乎發展項目的分區計劃大綱圖
7 August 2017 2017年8月7日	2 - 5	"Notes to purchasers of first-hand residential properties" is updated according to the latest version issued by the Sales of First-hand Residential Properties Authority 根據一手住宅物業銷售監管局最新發出的版本更新 "一 手住宅物業買家須知"
	5A - 5B (additional page) (加頁)	"Notes to purchasers of first-hand residential properties" is updated according to the latest version issued by the Sales of First-hand Residential Properties Authority and is added in this page 根據一手住宅物業銷售監管局最新發出的版本更新 "一 手住宅物業買家須知" 及增添至此頁
	11	Location plan of the development is updated 更新發展項目的所在位置圖
	12	Aerial photograph of the development is updated 更新發展項目的鳥瞰照片
	13	Obsolete aerial photograph of the development is deleted 刪除發展項目的過時鳥瞰照片
	15	Printing errors are corrected 更正排印錯誤
	15A (additional page) (加頁)	New outline zoning plan relating to the development is added 增添關乎發展項目的新分區計劃大綱圖
	16	Layout is updated according to the latest approved building plans of Reserved Development Areas 根據預留發展地方的最新經批准的建築圖則更新布局

Examination Record
檢視紀錄

Examination/Revision Date 驗視/修改日期	Revision Made 所作修改	
	Page Number 頁次	Revision Made 所作修改
26 October 2017 2017年10月26日	11	Location plan of the development is updated 更新發展項目的所在位置圖
	12	Aerial photograph of the phase of the development is updated 更新發展項目期數的鳥瞰照片
	13	Latest aerial photograph of the phase of the development is added 增添發展項目期數的最新鳥瞰照片
	14	Outline zoning plan relating to the development is updated 更新關乎發展項目的分區計劃大綱圖
	16	1. Layout is updated according to the latest approved building plans of Reserved Development Areas 1. 根據預留發展地方的最新經批准的建築圖則更新布局 2. Printing errors are corrected 2. 更正排印錯誤
	24, 26, 28, 30, 32, 42, 44, 46, 48, 50, 52, 54, 56, 58, 60, 64, 66, 68, 70, 72, 74, 76, 78, 80, 82, 84, 86, 88, 90, 92, 94, 96, 106, 108, 110, 112, 114, 212, 214, 216, 218, 220, 230, 232, 234, 236, 238, 240, 242, 244, 246, 248, 250, 252, 254, 256, 258, 260, 262, 264, 266, 268, 270, 272, 274, 276, 278, 280, 282, 290, 292, 294, 296, 298	Printing errors are corrected 更正排印錯誤
18 January 2018 2018年1月18日	11	Location plan of the development is updated 更新發展項目的所在位置圖
	12A (additional page) (加頁)	Latest aerial photograph of the phase of the development is added 增添發展項目期數的最新鳥瞰照片
	12	Aerial photograph of the phase of the development is updated 更新發展項目期數的鳥瞰照片
	13	Aerial photograph of the phase of the development is updated 更新發展項目期數的鳥瞰照片
	151	Printing error is corrected 更正排印錯誤
27 March 2018 2018年3月27日	10	Status of the deed of mutual covenant and the status of appointment of the manager of the phase of the development are updated 更新公契的狀況及發展項目期數的管理人委任狀況
	11	Location plan of the development is updated 更新發展項目的所在位置圖
	16	Layout is updated according to the latest approved building plans of Reserved Development Areas 根據預留發展地方的最新經批准的建築圖則更新布局
	190	Status of the deed of mutual covenant is updated 更新公契的狀況
	192, 193	Some information is amended 修訂部分資料
	220, 221, 264, 265	Mechanical and electrical provisions are updated and amended 更新及修訂機電裝置
	310	Mechanical and electrical provisions are amended to follow the amended mechanical and electrical provisions plan 跟隨修訂機電裝置平面圖，修訂機電裝置

Examination Record
檢視紀錄

Examination/Revision Date 驗視/修改日期	Revision Made 所作修改	
	Page Number 頁次	Revision Made 所作修改
21 June 2018 2018年6月21日	11	Location plan of the development is updated 更新發展項目的所在位置圖
	12A (deleted page) (刪頁)	Obsolete aerial photograph of the phase of the development is deleted 刪除發展項目期數的過時鳥瞰照片
	12-13	Aerial photograph of the phase of the development is updated 更新發展項目期數的鳥瞰照片
	16	Layout is updated according to the latest approved building plans of Reserved Development Areas 根據預留發展地方的最新經批准的建築圖則更新布局
13 September 2018 2018年9月13日	11	Location plan of the development is updated 更新發展項目的所在位置圖
	16	The estimated date of completion of the buildings and facilities in the Reserved Development Areas, as provided by the Authorized Person for the Development is amended 修訂由發展項目的認可人士提供的預留發展地方內的建築物及設施的預計落成日期
6 December 2018 2018年12月6日	11	Location plan of the development is updated 更新發展項目的所在位置圖
	14-15, 15A	Outline zoning plan relating to the development is updated 更新關乎發展項目的分區計劃大綱圖
	16	The statement regarding the estimated date of completion of the buildings and facilities in the Reserved Development Areas is deleted 刪除關於預留發展地方內的建築物及設施的預計落成日期的陳述
28 February 2019 2019年2月28日	11	Location plan of the development is updated 更新發展項目的所在位置圖
23 May 2019 2019年5月23日	7	Name of the Authorized Person for the Phase of the Development is changed 更改發展項目期數的認可人士的名稱
	11	Location plan of the development is updated 更新發展項目的所在位置圖
	12	Aerial photograph of the phase of the development is updated 更新發展項目期數的鳥瞰照片