

FLOOR PLANS OF RESIDENTIAL PROPERTIES IN THE DEVELOPMENT

發展項目的住宅物業的樓面平面圖

Legend 圖例

A.C.	= ALUMINIUM CLADDING = 鋁質飾板
A/C PLANT	= AIR CONDITION PLANT = 冷氣機櫃
A/C PLATFORM	= AIR CONDITION PLATFORM = 冷氣機平台
A/C PLATFORM ABOVE	= AIR CONDITION PLATFORM ABOVE = 上層冷氣機平台
A.F. ABOVE	= ARCHITECTURAL FEATURE ABOVE = 上層建築裝飾
ALUM. A.F.	= ALUMINIUM ARCHITECTURAL FEATURE = 鋁質建築裝飾
ALUMINIUM PANEL ROOF	= 鋁質板天台
A.F.	= ARCHITECTURAL FEATURE = 建築裝飾
BAL.	= BALCONY = 露台
BAL. ABOVE	= BALCONY ABOVE = 上層露台
BEDROOM	= 睡房
BATH	= BATHROOM = 浴室
BUILDING LINE ABOVE	= 建築線置上
CANOPY	= 簷篷
CANOPY ABOVE	= 上層簷篷
CANOPY WITH A.C.	= CANOPY WITH ALUMINIUM CLADDING = 鋁質飾板簷篷
CAR PARK	= CARPARK = 停車場
CABLE DUCT	= 電線管道槽
CARETAKER'S COUNTER	= 管理員櫃台
COMMON LANDSCAPED AREA	= 公用綠化空間
COVERED LANDSCAPED AREA	= 有蓋公共綠化空間
DN	= DOWN = 下
DOG HOUSE	= 管道房
DINING	= DINING ROOM = 飯廳
E.L.V. / TEL. DUCT	= EXTRA LOW VOLTAGE ELECTRICAL & TELEPHONE DUCT = 特低電壓及電話機房
E.M.C.	= ELECTRICAL METER CABINET = 電錶箱
ENSUITE	= 套房
ENTRANCE LOBBY	= 入口大堂
ELV. DUCT	= EXTRA LOW VOLTAGE ELECTRICAL DUCT = 低電壓槽
FOYER	= 玄關
F.S. CONTROL & SPRINKLER CONTROL VALVE ROOM	= FIRE SERVICE CONTROL AND SPRINKLER CONTROL VALVE ROOM = 消防控制室及消防花灑控制室
F.S. INLET	= FIRE SERVICE INLET = 消防入水掣
FLAT	= 單位
FLAT ROOF	= 平台
F.S. CHECK METER CABINET	= FIRE SERVICE CHECK METER CABINET = 消防水錶櫃
F.S. PUMP ROOM	= FIRE SERVICE PUMP ROOM = 消防設備泵房
F.S. WATER TANK	= FIRE SERVICE WATER TANK = 消防水箱
F.S. REPEATER PANEL	= FIRE SERVICE REPEATER PANEL = 消防訊號顯示板
GARDEN	= FRONT GARDEN = 花園
GARDEN DUPLEX	= 花園複式單位
GONDOLA SYSTEM	= 吊船系統
GAS WATER HEATER CABINET	= 煤氣熱水爐箱
HOUSE	= 洋房
H.R.	= HOSE REEL = 消防喉轆
INACCESSIBLE FLAT ROOF	= 不可到達的平台
KIT	= KITCHEN = 廚房

• “Terrace Apartment”, “Garden Apartment” and “Courtyard Penthouse” are names for marketing purposes only and will not appear in any Deed of Mutual Covenant, the Preliminary Agreement for Sale and Purchase, Agreement for Sale and Purchase, Assignment, or any other title deeds and documents relating to the Development. The names as appearing on the approved building plans are: Flat A on 1/F of Tower 1 for Terrace Apartment on 1/F of Tower 1; Flat B on G/F of Tower 2 for Garden Apartment on G/F of Tower 2; Flat B on G/F of Tower 3 for Garden Apartment on G/F of Tower 3; Flat A on G/F of Tower 7 for Garden Apartment on G/F of Tower 7; Penthouse on 11/F of Tower 7 for Courtyard Penthouse on 11/F of Tower 7; Flat B on G/F of Tower 8 for Garden Apartment on G/F of Tower 8; Penthouse on 11/F of Tower 8 for Courtyard Penthouse on 11/F of Tower 8.

LAV.	= LAVATORY = 洗手間
LETTER BOX AND DOOR PHONE SYSTEM	= 信箱及對講機系統
LIFT	= 升降機
LIFT LOBBY	= 升降機大堂
LIFT SHAFT	= 升降機槽
LIFT MACH. RM.	= LIFT MACHINE ROOM = 升降機機房
LINE OF U.P. ABOVE	= LINE OF UTILITY PLATFORM ABOVE = 工作平台置上線
LIVING	= LIVING ROOM = 客廳
LETTER BOX	= 信箱
LIFT PLATFORM	= 升降機平台
LOADING / UNLOADING	= LOADING AND UNLOADING PARKING SPACE = 上落貨停車位
M.C.B.	= MINIATURE CIRCUIT BREAKER BOARD = 微型斷路箱
M. BATH	= MASTER BATHROOM = 主人浴室
M. BEDROOM	= MASTER BEDROOM = 主人睡房
M.L.	= METAL LOUVRE = 金屬百頁
M.V.	= MECHANICAL VENTILATION = 機械通風
OUTDOOR VRV AREA	= OUTDOOR VARIABLE REFRIGERANT VOLUME AREA = 室外變頻中央空調系統空間
P.D.	= PIPE DUCT = 喉管管線槽
PLANTER	= 花槽
POWDER ROOM	= 客廳/飯廳洗手間
POOL FILTRATION PIT	= 泳池過濾機井
PRIVATE SWIMMING POOL	= 私人游泳池
PROPRIETARY JACUZZI	= 專有的按摩浴池
ROOF	= 天台
ROOF FOR SKY POOL PENTHOUSE	= 天台供SKY POOL PENTHOUSE
ROOF FOR SPA DUPLEX	= 天台供SPA DUPLEX
ROOF FOR COURTYARD PENTHOUSE	= 天台供・COURTYARD PENTHOUSE
R.S.M.R.R.	= REFUSE STORAGE AND MATERIAL RECOVERY ROOM = 垃圾及物料回收室
ST. RM	= STORE ROOM = 儲物室
SKYLIGHT	= 天窗
SKYLIGHT ABOVE	= 天窗置上
STUDY	= STUDY ROOM = 書房
SWIMMING POOL	= 游泳池
TEL.	= TELEPHONE CABINET = 電話線箱
T.D.	= TEL. DUCT = TELEPHONE DUCT = 電話線槽
T.G.	= TOWN GAS PIPE DUCT = 煤氣管道槽
U	= UP = 上
U.P.	= UTILITY PLATFORM = 工作平台
U.P. ABOVE	= UTILITY PLATFORM ABOVE = 上層工作平台
UPPER ROOF	= 上層天台
UTILITY	= UTILITY ROOM = 工作間
VOID	= 中空
VOID ABOVE	= 中空置上
VOID OVER	= 上層中空
V.D.	= VENT DUCT = 排氣管道
VRV ROOM	= VARIABLE REFRIGERANT VOLUME ROOM = 變頻中央空調系統房
WALL OF ADJOINING TOWER	= 圍邊大樓牆身
W.M.C.	= WATER METER CABINET = 水錶箱

• 「Terrace Apartment」、 「Garden Apartment」及「Courtyard Penthouse」僅為市場推廣之用的名稱，並不會於關於發展項目的任何公契、臨時買賣合約、買賣合約、轉讓契及契據出現。經批准的建築圖則上顯示的名稱為：第1座1樓A單位（即第1座1樓Terrace Apartment）；第2座地下B單位（即第2座地下Garden Apartment）；第3座地下B單位（即第3座地下Garden Apartment）；第7座地下A單位（即第7座地下Garden Apartment）；第7座11樓Penthouse（即第7座11樓Courtyard Penthouse）；第8座地下B單位（即第8座地下Garden Apartment）；第8座11樓Penthouse（即第8座11樓Courtyard Penthouse）。

FLOOR PLANS OF RESIDENTIAL PROPERTIES IN THE DEVELOPMENT

發展項目的住宅物業的樓面平面圖

House 1 1號洋房

Floor 樓層	The thickness of the floor slabs (excluding plaster) of each House (mm) 每座洋房的樓板(不包括灰泥)的厚度(毫米)	The floor-to-floor height of each House (mm) 每座洋房的層與層之間的高度(毫米)
Basement 地庫	170, 200	4150, 4550, 4850*
G/F 地下	125, 150, 200	3900, 4200, 4600*
1/F 1樓	125, 150, 200	3500, 3600
2/F 2樓	150	3500, 3550, 3900
Roof 天台	150	2350, 2750

The internal areas of the residential properties on the upper floors will generally be slightly larger than those on the lower floors because of the reducing thickness of the structural walls on the upper floors.

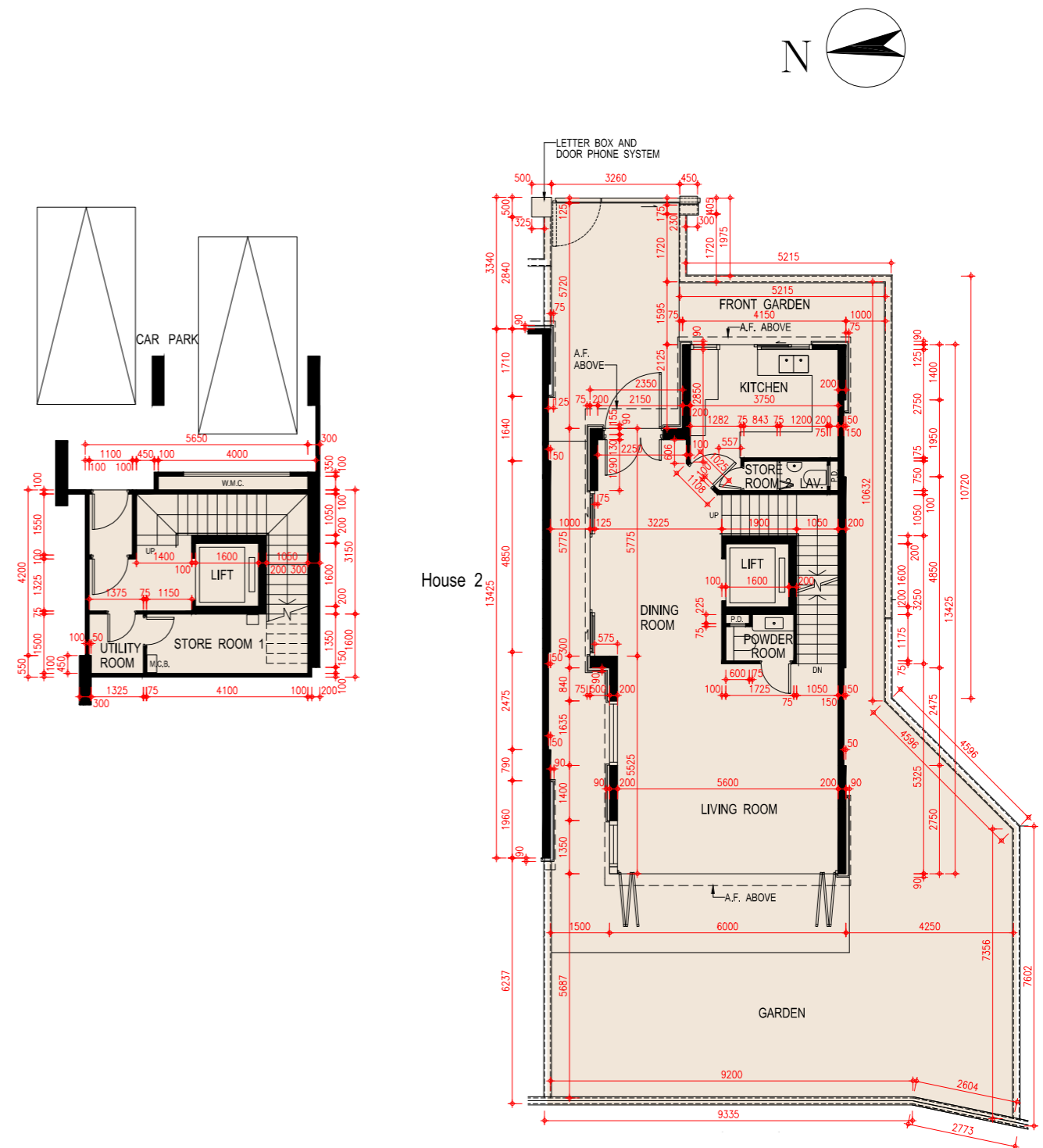
因住宅物業的較高樓層的結構牆的厚度遞減，較高樓層的內部面積，一般比較低樓層的內部面積稍大。

Notes:

- The dimensions of floor plans are all structural dimensions in millimeter.
- There may be architectural features and/or exposed pipes on external walls of the residential properties. For details, please refer to the latest approved building plans.
- Common pipes exposed and/or enclosed in cladding are located at/adjacent to flat roof and/or external wall of the residential properties. For details, please refer to the latest approved building plans.
- There are ceiling bulkheads and/or sunken slab at living/dining room, bedrooms, ensuites, study rooms, utility rooms, store rooms, corridors, bathrooms, powder rooms, lavatories and kitchen of some residential units for the air-conditioning system and/or mechanical and electrical services.
- Symbols of fittings and fitments shown in the floor plans, such as bathtubs, sink, water closets, shower, sink counter etc are architectural symbols extracted from the latest approved general building plans for general indication only.
- [*] Inclusive of the thickness of mass concrete fill on sunken slab.

備註：

- 平面圖所列之尺寸數字為以毫米標示之建築尺寸。
- 住宅物業的外牆設有建築裝飾及/或外露喉管。詳細資料請參考最新批准之建築圖則。
- 住宅物業的平台及/或外牆設有外露及/或外牆裝飾板內藏之公用喉管。詳細資料請參考最新批准的建築圖則。
- 部份住宅單位的客/飯廳、睡房、套房、書房、工作間、儲物室、走廊、浴室、客廳洗手間、洗手間及廚房有假天花及/或有跌級樓板用以裝置冷氣系統及/或機電設備。
- 樓面平面圖上所顯示的形象裝置符號，例如浴缸、洗滌盆、坐廁、花灑、洗滌盆櫃乃摘自最新的經批准的建築圖則，並只作一般性標誌。
- [*] 包括跌級樓板上之混凝土填充層厚度。

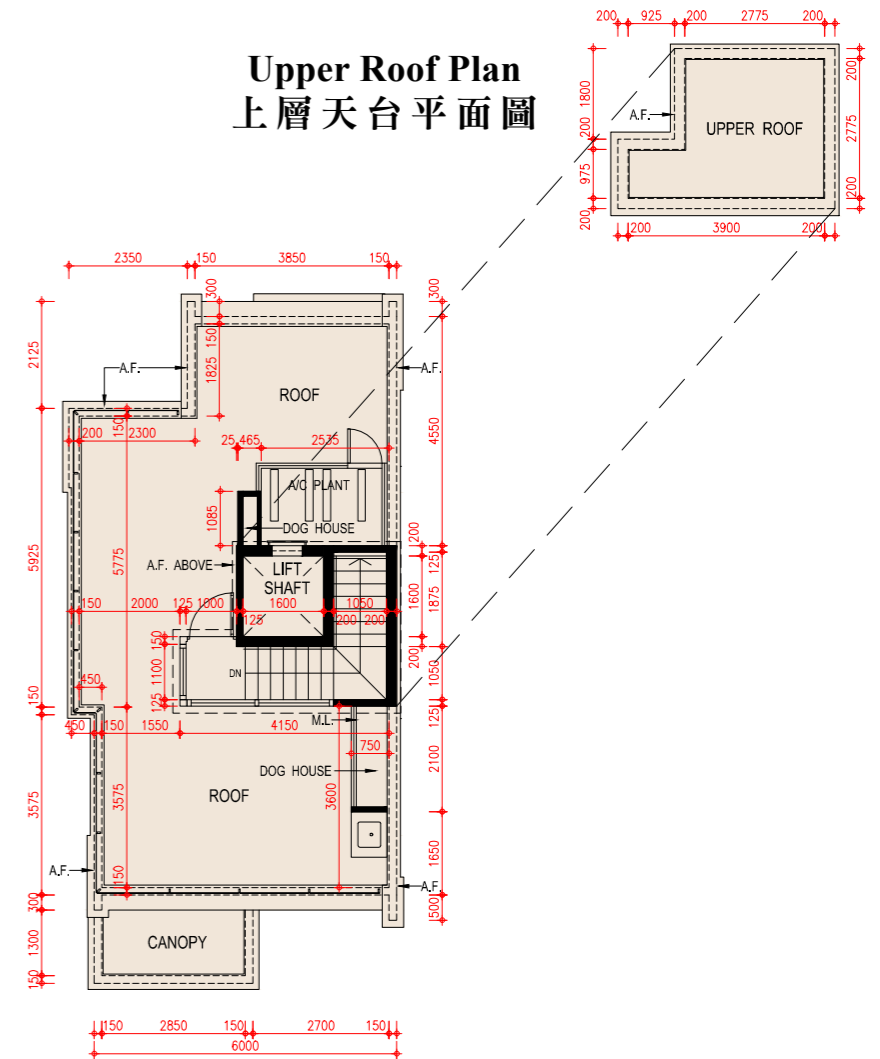
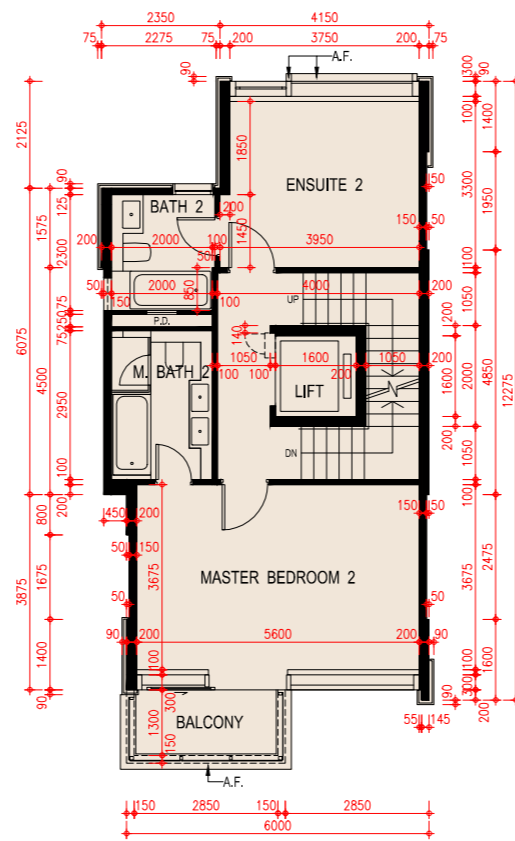
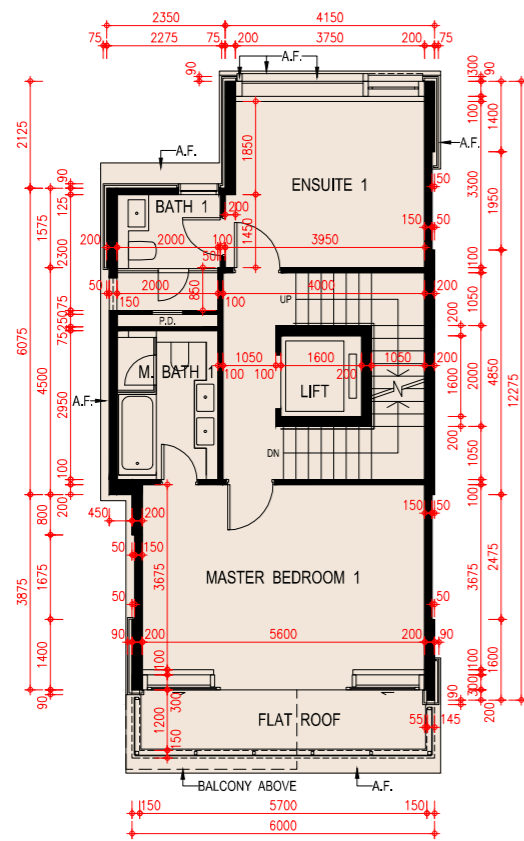


Basement Plan
地庫平面圖

G/F Plan
地下平面圖

Scale: 0M/米 5M/米
比例: 1:5000

FLOOR PLANS OF RESIDENTIAL PROPERTIES IN THE DEVELOPMENT
發展項目的住宅物業的樓面平面圖



1/F Plan
一樓平面圖

2/F Plan
二樓平面圖

Roof Plan
天台平面圖

Scale: 0M/米 5M/米
 比例: 5M/米

FLOOR PLANS OF RESIDENTIAL PROPERTIES IN THE DEVELOPMENT

發展項目的住宅物業的樓面平面圖

House 2 2號洋房

Floor 樓層	The thickness of the floor slabs (excluding plaster) of each House (mm) 每座洋房的樓板(不包括灰泥)的厚度(毫米)	The floor-to-floor height of each House (mm) 每座洋房的層與層之間的高度(毫米)
Basement 地庫	170, 200	4150, 4550, 4850*
G/F 地下	125, 150, 200	3900, 4200, 4600*
1/F 1樓	125, 150, 200	3500, 3600
2/F 2樓	150	3500, 3550, 3900
Roof 天台	150	2350, 2750

The internal areas of the residential properties on the upper floors will generally be slightly larger than those on the lower floors because of the reducing thickness of the structural walls on the upper floors.

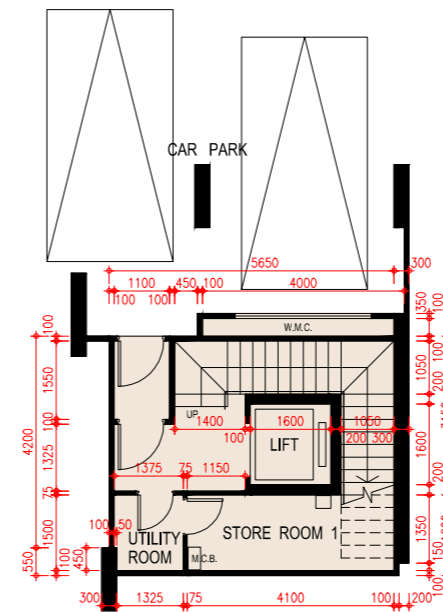
因住宅物業的較高樓層的結構牆的厚度遞減，較高樓層的內部面積，一般比較低樓層的內部面積稍大。

Notes:

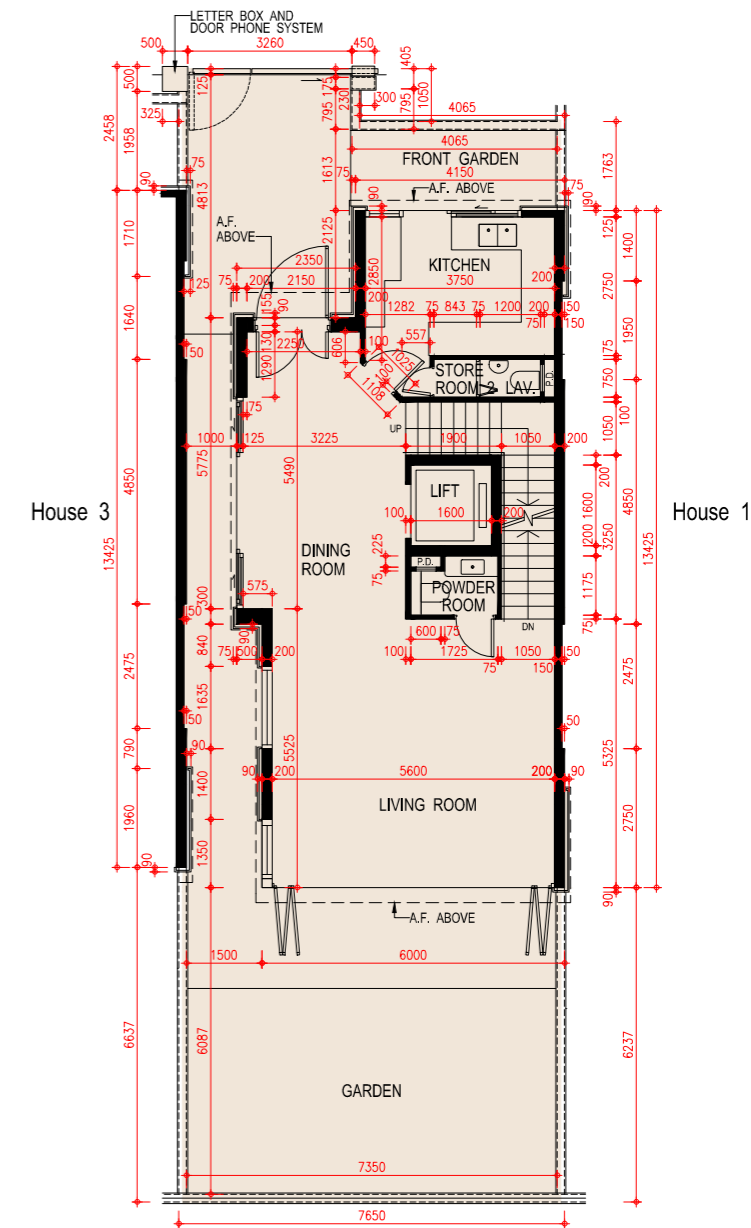
- The dimensions of floor plans are all structural dimensions in millimeter.
- There may be architectural features and/or exposed pipes on external walls of the residential properties. For details, please refer to the latest approved building plans.
- Common pipes exposed and/or enclosed in cladding are located at/adjacent to flat roof and/or external wall of the residential properties. For details, please refer to the latest approved building plans.
- There are ceiling bulkheads and/or sunken slab at living/dining room, bedrooms, ensuites, study rooms, utility rooms, store rooms, corridors, bathrooms, powder rooms, lavatories and kitchen of some residential units for the air-conditioning system and/or mechanical and electrical services.
- Symbols of fittings and fitments shown in the floor plans, such as bathtubs, sink, water closets, shower, sink counter etc are architectural symbols extracted from the latest approved general building plans for general indication only.
- [*] Inclusive of the thickness of mass concrete fill on sunken slab.

備註：

- 平面圖所列之尺寸數字為以毫米標示之建築尺寸。
- 住宅物業的外牆設有建築裝飾及/或外露喉管。詳細資料請參考最新批准之建築圖則。
- 住宅物業的平台及/或外牆設有外露及/或外牆裝飾板內藏之公用喉管。詳細資料請參考最新批准的建築圖則。
- 部份住宅單位的客/飯廳、睡房、套房、書房、工作間、儲物室、走廊、浴室、客廳洗手間、洗手間及廚房有假天花及/或有跌級樓板用以裝置冷氣系統及/或機電設備。
- 樓面平面圖上所顯示的形象裝置符號，例如浴缸、洗滌盆、坐廁、花灑、洗滌盆櫃乃摘自最新的經批准的建築圖則，並只作一般性標誌。
- [*] 包括跌級樓板上之混凝土填充層厚度。



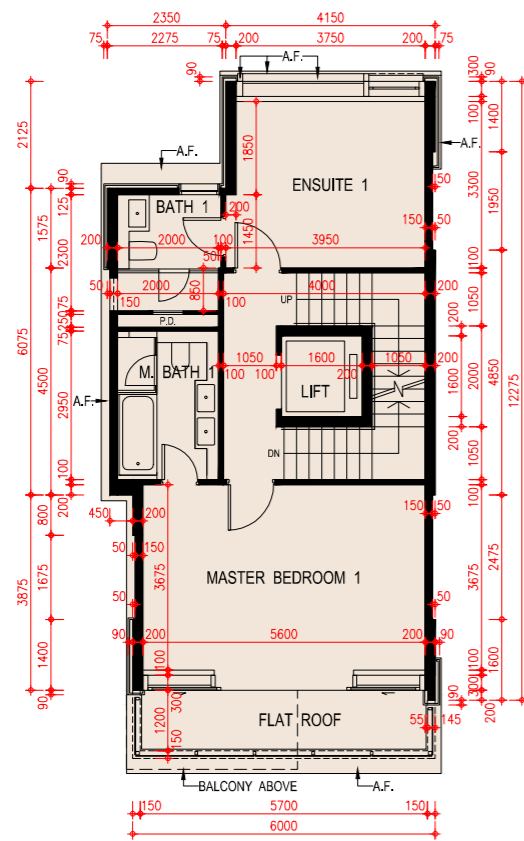
Basement Plan
地庫平面圖



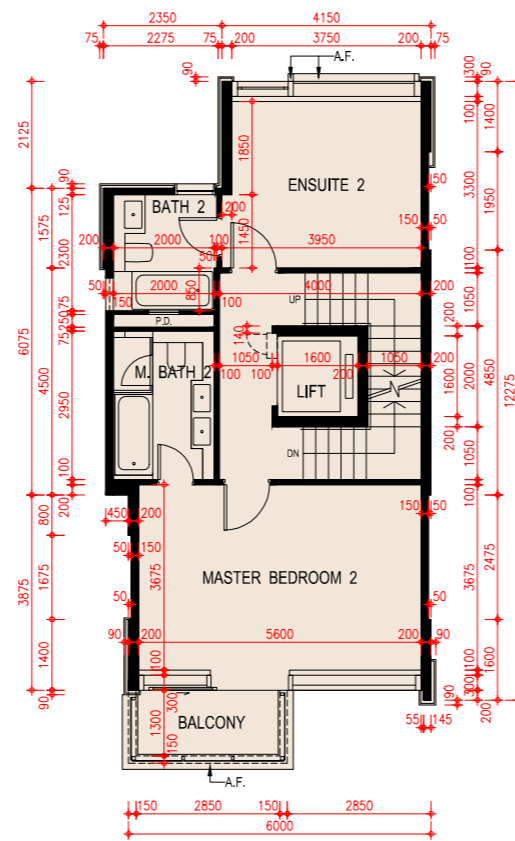
G/F Plan
地下平面圖

Scale: 0M/米 5M/米
比例:

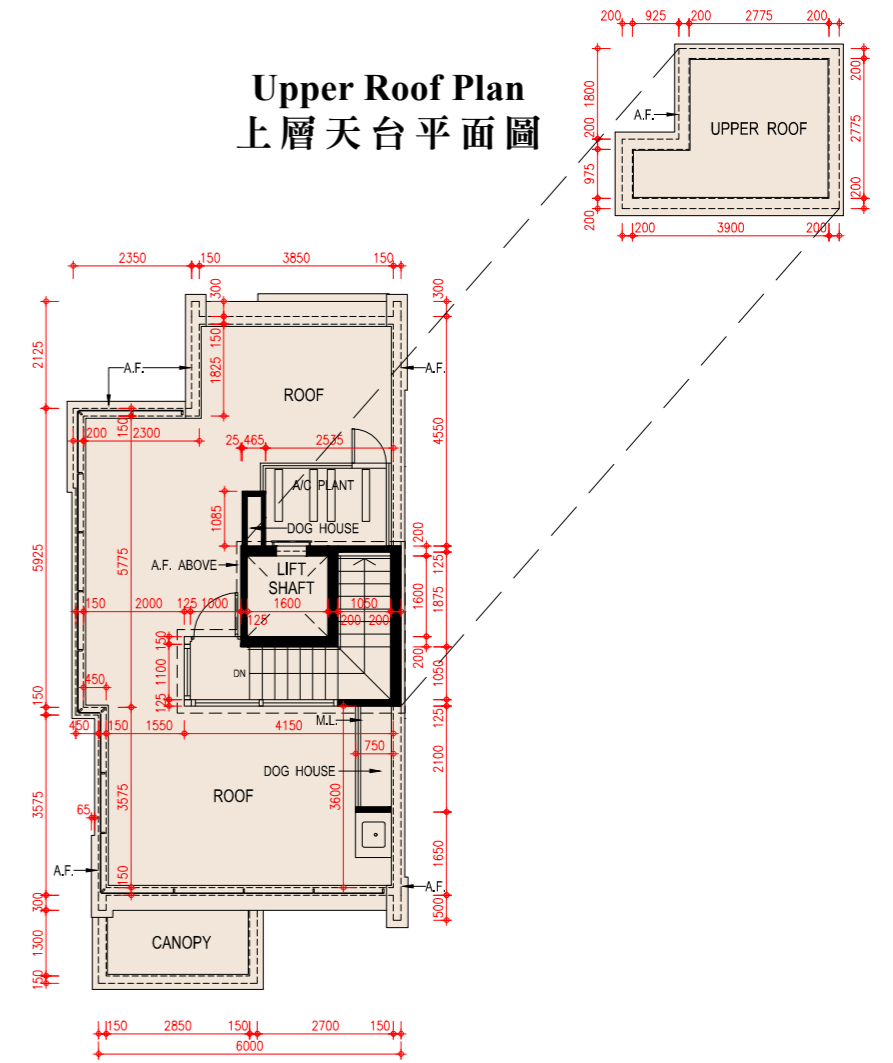
FLOOR PLANS OF RESIDENTIAL PROPERTIES IN THE DEVELOPMENT
發展項目的住宅物業的樓面平面圖



1/F Plan
一樓平面圖



2/F Plan
二樓平面圖



Roof Plan
天台平面圖

Scale: 0M/米 5M/米
 比例:

FLOOR PLANS OF RESIDENTIAL PROPERTIES IN THE DEVELOPMENT

發展項目的住宅物業的樓面平面圖

House 3 3號洋房

Floor 樓層	The thickness of the floor slabs (excluding plaster) of each House (mm) 每座洋房的樓板(不包括灰泥)的厚度(毫米)	The floor-to-floor height of each House (mm) 每座洋房的層與層之間的高度(毫米)
Basement 地庫	170, 200	4150, 4550, 4850*
G/F 地下	125, 150, 200	3900, 4200, 4600*
1/F 1樓	125, 150, 200	3500, 3600
2/F 2樓	150	3500, 3550, 3900
Roof 天台	180	2350, 2750

The internal areas of the residential properties on the upper floors will generally be slightly larger than those on the lower floors because of the reducing thickness of the structural walls on the upper floors.

因住宅物業的較高樓層的結構牆的厚度遞減，較高樓層的內部面積，一般比較低樓層的內部面積稍大。

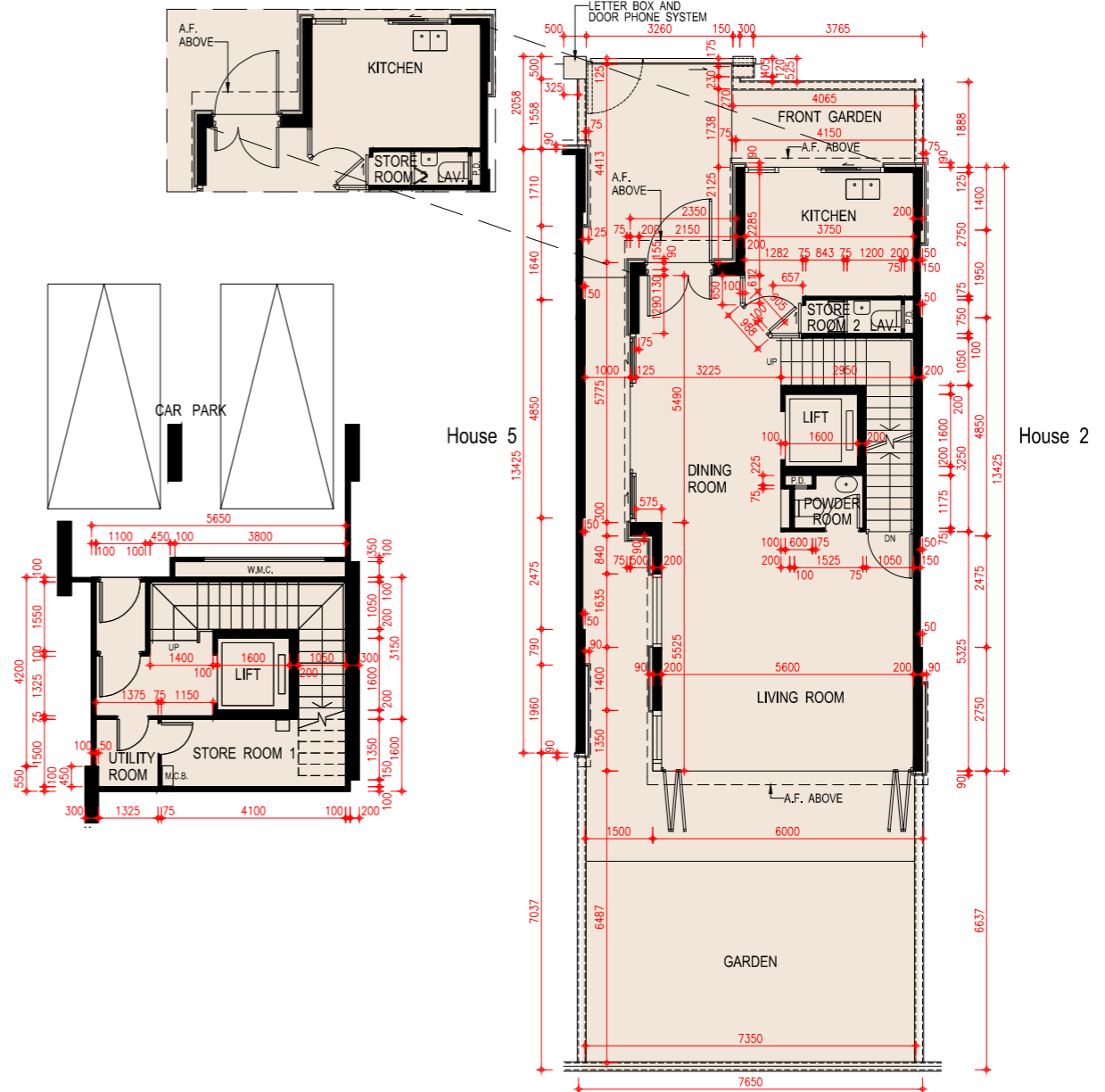
Notes:

- The dimensions of floor plans are all structural dimensions in millimeter.
- There may be architectural features and/or exposed pipes on external walls of the residential properties. For details, please refer to the latest approved building plans.
- Common pipes exposed and/or enclosed in cladding are located at/adjacent to flat roof and/or external wall of the residential properties. For details, please refer to the latest approved building plans.
- There are ceiling bulkheads and/or sunken slab at living/dining room, bedrooms, ensuites, study rooms, utility rooms, store rooms, corridors, bathrooms, powder rooms, lavatories and kitchen of some residential units for the air-conditioning system and/or mechanical and electrical services.
- Symbols of fittings and fitments shown in the floor plans, such as bathtubs, sink, water closets, shower, sink counter etc are architectural symbols extracted from the latest approved general building plans for general indication only.
- [*] Inclusive of the thickness of mass concrete fill on sunken slab.
- House 3 has been altered by way of minor works or exempted works under the Buildings Ordinance after the completion of the Development. The latest condition of which is shown on the relevant floor plans. The alterations are as follows:
 - Adjustments have been made to the main entrance at G/F.
 - Adjustments have been made to the door of Lavatory at G/F.
 - Adjustments have been made to the door of Master Bathroom at 1/F.
 - Glass partitions have been added to Master Bathroom 1 at 1/F.
 - Adjustments have been made to the glass door of Bathroom 1 at 1/F.

備註：

- 平面圖所列之尺寸數字為以毫米標示之建築尺寸。
- 住宅物業的外牆設有建築裝飾及/或外露喉管。詳細資料請參考最新批准之建築圖則。
- 住宅物業的平台及/或外牆設有外露及/或外牆裝飾板內藏之公用喉管。詳細資料請參考最新批准的建築圖則。
- 部份住宅單位的客/飯廳、睡房、套房、書房、工作間、儲物室、走廊、浴室、客廳洗手間、洗手間及廚房有假天花及/或有跌級樓板用以裝置冷氣系統及/或機電設備。
- 樓面平面圖上所顯示的形象裝置符號，例如浴缸、洗滌盆、坐廁、花灑、洗滌盆櫃乃摘自最新的經批准的建築圖則，並只作一般性標誌。
- [*] 包括跌級樓板上之混凝土填充層厚度。
- 3號洋房在發展項目落成後進行小型工程或獲《建築物條例》豁免的工程而有所改動。現狀請參考有關平面圖，該等改動如下：
 - 地下單位入口門已被改動。
 - 地下洗手間的門已被改動。
 - 1樓主人浴室1的門已被改動。
 - 1樓主人浴室1已加建玻璃間隔。
 - 1樓浴室1的玻璃間隔已被改動。

As-is Part Plan of G/F (See Notes 7A & 7B) 地下之部份現狀圖 (見備註7A及7B)



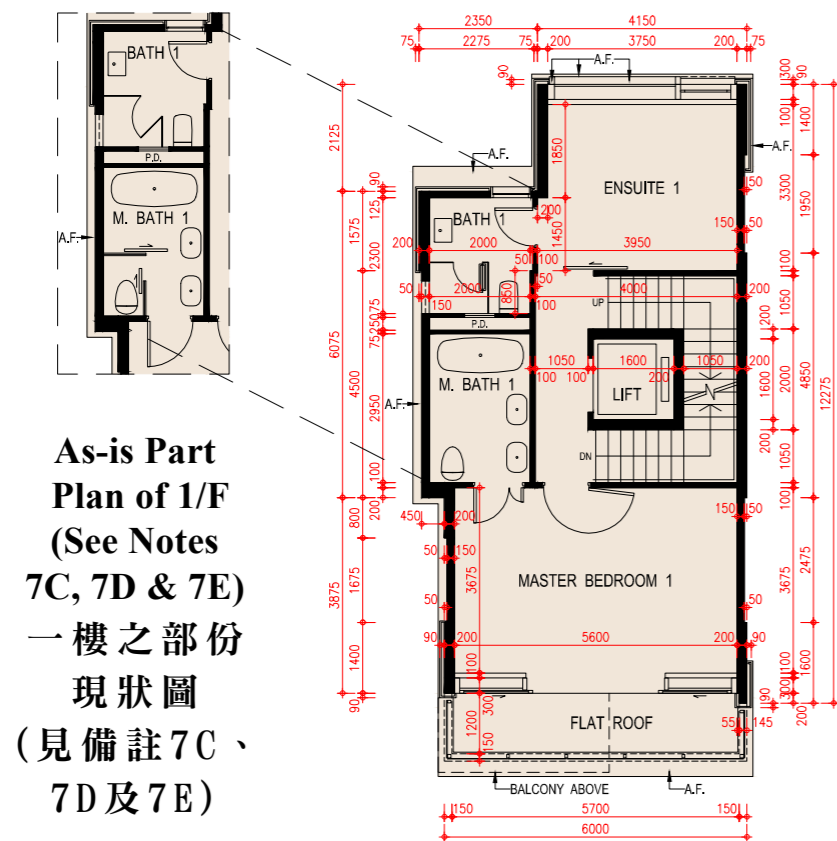
Basement Plan
地庫平面圖

G/F Plan
地下平面圖

Scale: 0M/米
比例: 1:500

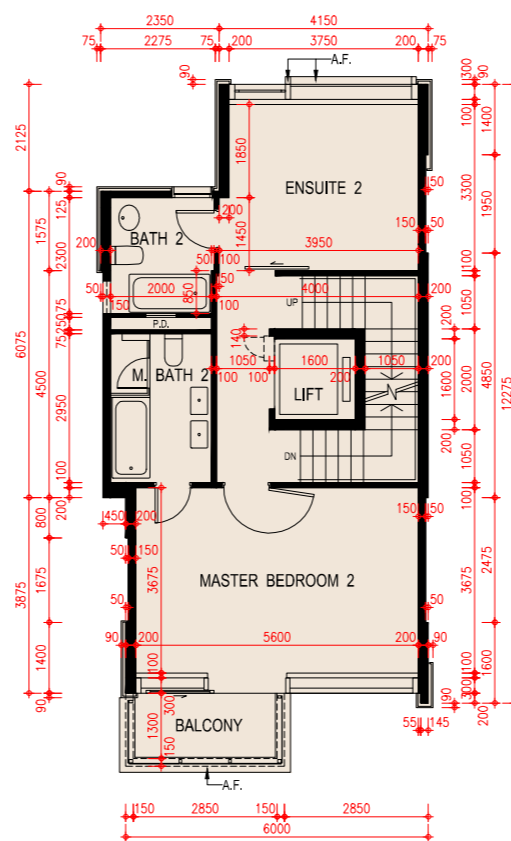
FLOOR PLANS OF RESIDENTIAL PROPERTIES IN THE DEVELOPMENT

發展項目的住宅物業的樓面平面圖

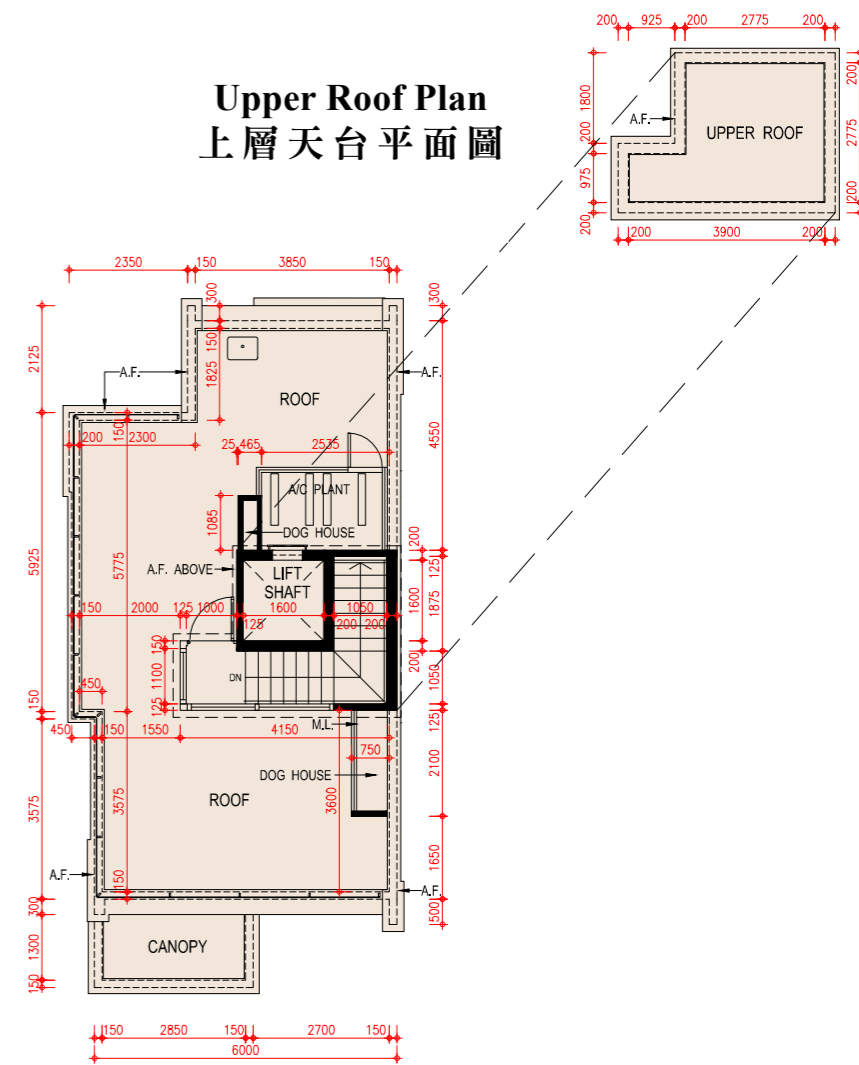


As-is Part Plan of 1/F
(See Notes 7C, 7D & 7E)
一樓之部份現狀圖
(見備註7C、7D及7E)

1/F Plan
一樓平面圖



2/F Plan
二樓平面圖



Roof Plan
天台平面圖

Scale: 0M/米 5M/米
比例:

FLOOR PLANS OF RESIDENTIAL PROPERTIES IN THE DEVELOPMENT

發展項目的住宅物業的樓面平面圖

House 5 5號洋房

Floor 樓層	The thickness of the floor slabs (excluding plaster) of each House (mm) 每座洋房的樓板(不包括灰泥)的厚度(毫米)	The floor-to-floor height of each House (mm) 每座洋房的層與層之間的高度(毫米)
Basement 地庫	170, 200	4150, 4550, 4850*
G/F 地下	125, 150, 200	3900, 4200, 4600*
1/F 1樓	125, 150, 200	3500, 3600
2/F 2樓	150	3500, 3550, 3900
Roof 天台	150	2350, 2750

The internal areas of the residential properties on the upper floors will generally be slightly larger than those on the lower floors because of the reducing thickness of the structural walls on the upper floors.

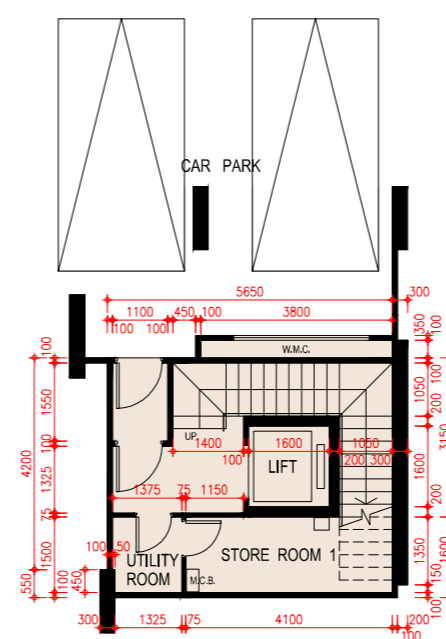
因住宅物業的較高樓層的結構牆的厚度遞減，較高樓層的內部面積，一般比較低樓層的內部面積稍大。

Notes:

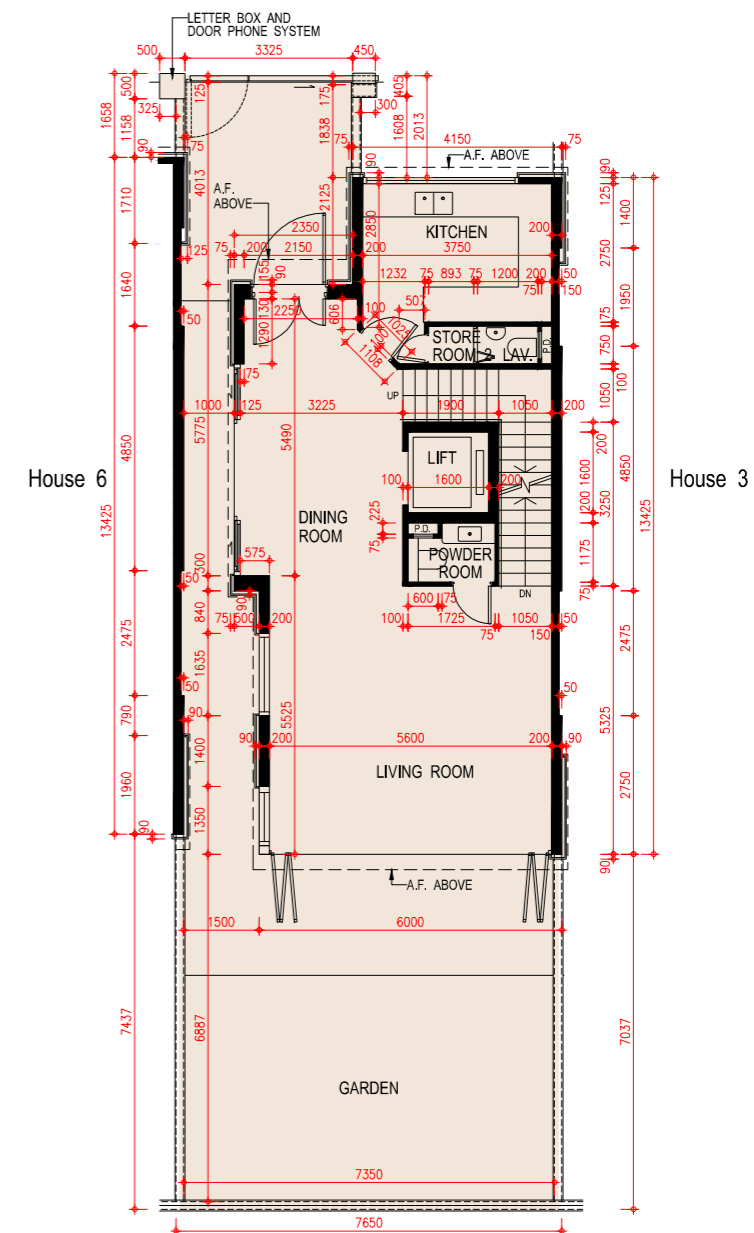
- The dimensions of floor plans are all structural dimensions in millimeter.
- There may be architectural features and/or exposed pipes on external walls of the residential properties. For details, please refer to the latest approved building plans.
- Common pipes exposed and/or enclosed in cladding are located at/adjacent to flat roof and/or external wall of the residential properties. For details, please refer to the latest approved building plans.
- There are ceiling bulkheads and/or sunken slab at living/dining room, bedrooms, ensuites, study rooms, utility rooms, store rooms, corridors, bathrooms, powder rooms, lavatories and kitchen of some residential units for the air-conditioning system and/or mechanical and electrical services.
- Symbols of fittings and fitments shown in the floor plans, such as bathtubs, sink, water closets, shower, sink counter etc are architectural symbols extracted from the latest approved general building plans for general indication only.
- [*] Inclusive of the thickness of mass concrete fill on sunken slab.

備註：

- 平面圖所列之尺寸數字為以毫米標示之建築尺寸。
- 住宅物業的外牆設有建築裝飾及/或外露喉管。詳細資料請參考最新批准之建築圖則。
- 住宅物業的平台及/或外牆設有外露及/或外牆裝飾板內藏之公用喉管。詳細資料請參考最新批准的建築圖則。
- 部份住宅單位的客/飯廳、睡房、套房、書房、工作間、儲物室、走廊、浴室、客廳洗手間、洗手間及廚房有假天花及/或有跌級樓板用以裝置冷氣系統及/或機電設備。
- 樓面平面圖上所顯示的形象裝置符號，例如浴缸、洗滌盆、坐廁、花灑、洗滌盆櫃乃摘自最新的經批准的建築圖則，並只作一般性標誌。
- [*] 包括跌級樓板上之混凝土填充層厚度。



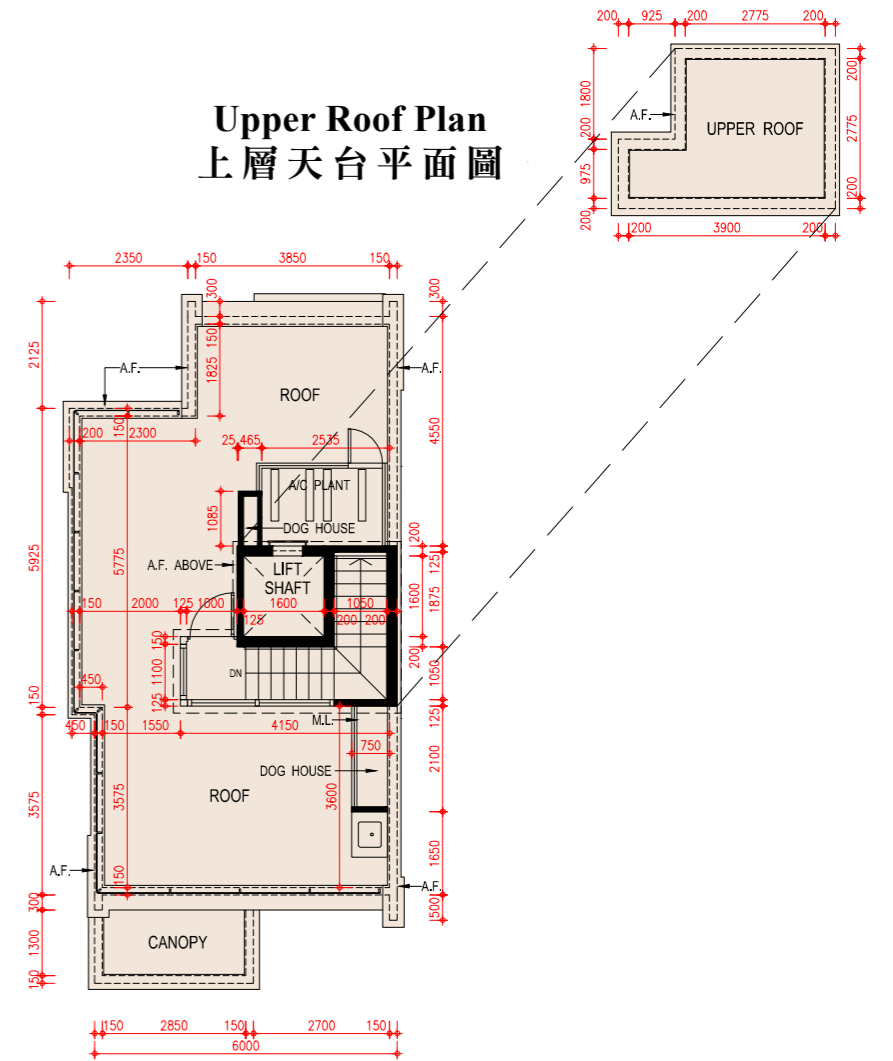
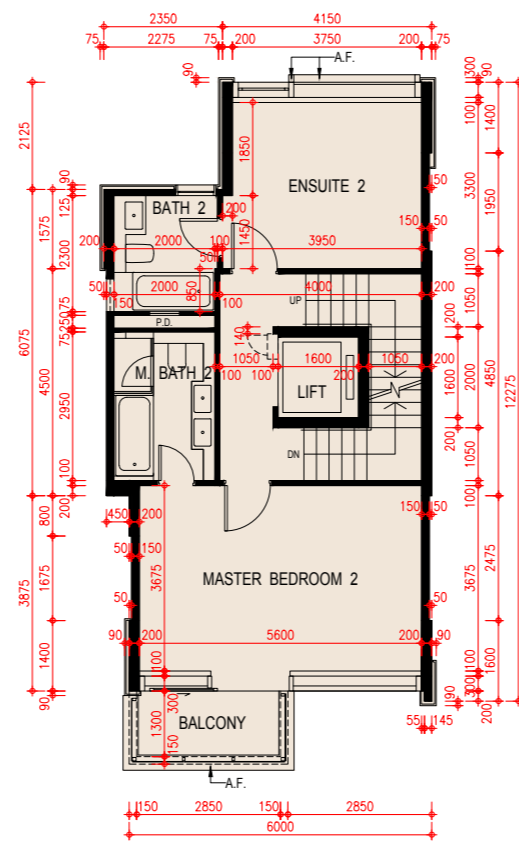
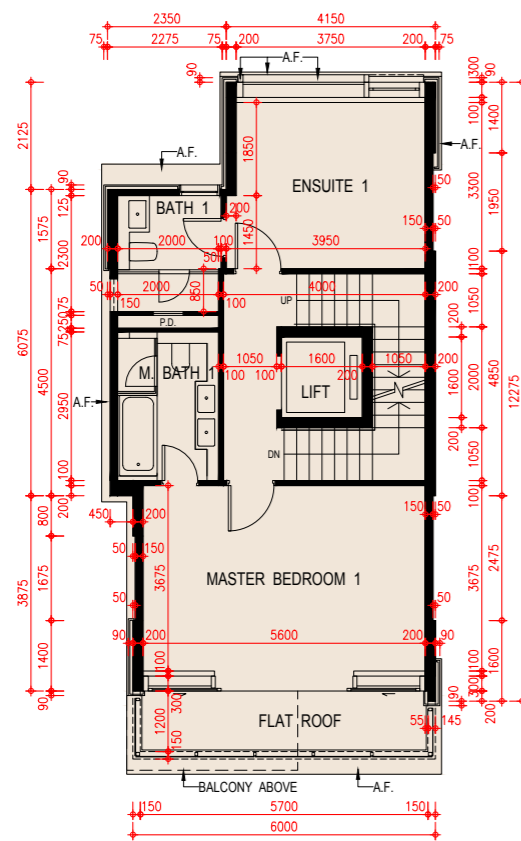
Basement Plan
地庫平面圖



G/F Plan
地下平面圖

Scale: 0M/米
比例: 5M/米

FLOOR PLANS OF RESIDENTIAL PROPERTIES IN THE DEVELOPMENT
發展項目的住宅物業的樓面平面圖



1/F Plan
一樓平面圖

2/F Plan
二樓平面圖

Roof Plan
天台平面圖

Scale: 0M/米 5M/米
 比例: 5M/米

FLOOR PLANS OF RESIDENTIAL PROPERTIES IN THE DEVELOPMENT

發展項目的住宅物業的樓面平面圖

House 6 6號洋房

Floor 樓層	The thickness of the floor slabs (excluding plaster) of each House (mm) 每座洋房的樓板(不包括灰泥)的厚度(毫米)	The floor-to-floor height of each House (mm) 每座洋房的層與層之間的高度(毫米)
Basement 地庫	170, 200	4150, 4550, 4850*
G/F 地下	125, 150, 200	3900, 4200, 4600*
1/F 1樓	125, 150, 200	3500, 3600
2/F 2樓	150	3500, 3550, 3900
Roof 天台	150	2350, 2750

The internal areas of the residential properties on the upper floors will generally be slightly larger than those on the lower floors because of the reducing thickness of the structural walls on the upper floors.

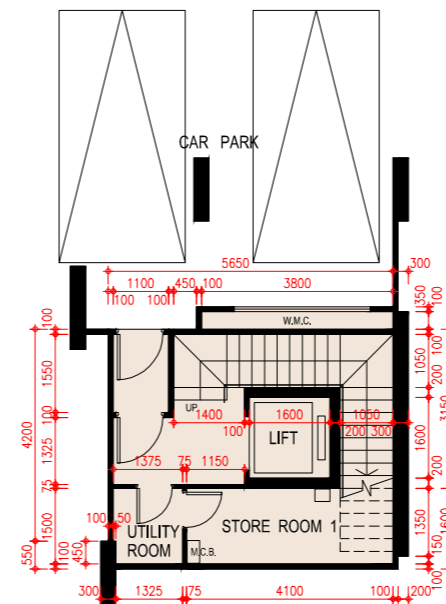
因住宅物業的較高樓層的結構牆的厚度遞減，較高樓層的內部面積，一般比較低樓層的內部面積稍大。

Notes:

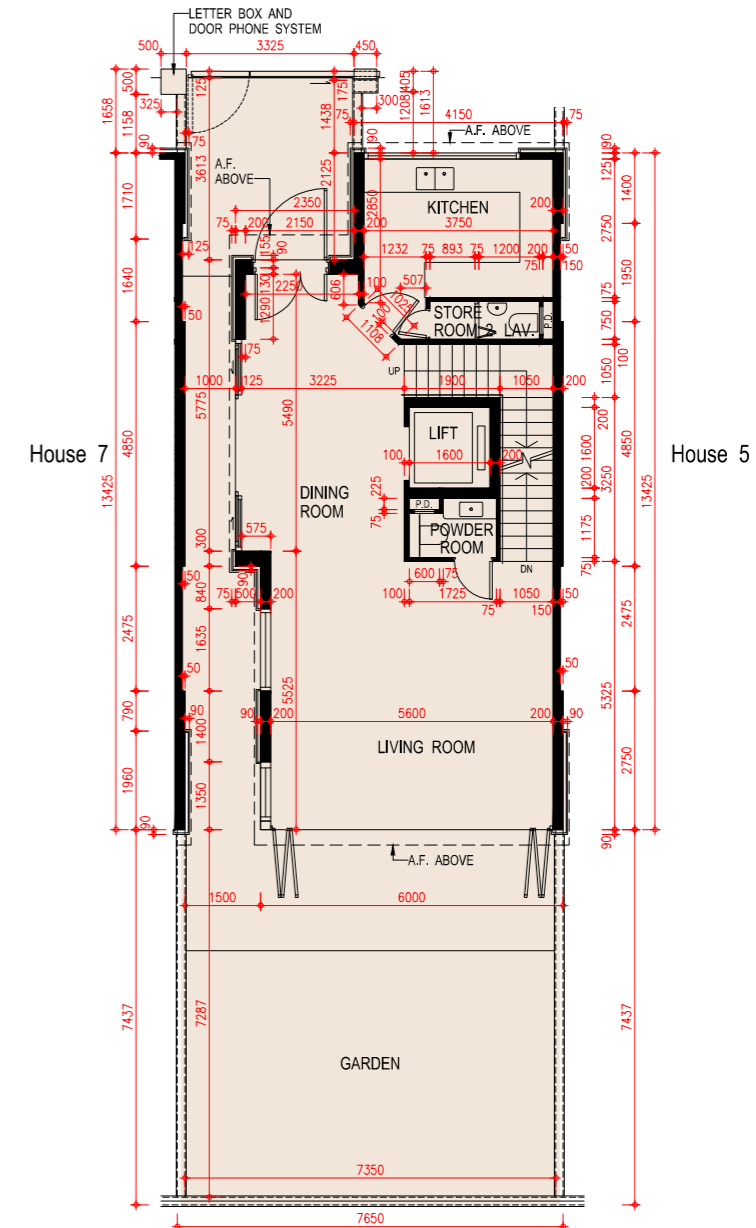
- The dimensions of floor plans are all structural dimensions in millimeter.
- There may be architectural features and/or exposed pipes on external walls of the residential properties. For details, please refer to the latest approved building plans.
- Common pipes exposed and/or enclosed in cladding are located at/adjacent to flat roof and/or external wall of the residential properties. For details, please refer to the latest approved building plans.
- There are ceiling bulkheads and/or sunken slab at living/dining room, bedrooms, ensuites, study rooms, utility rooms, store rooms, corridors, bathrooms, powder rooms, lavatories and kitchen of some residential units for the air-conditioning system and/or mechanical and electrical services.
- Symbols of fittings and fitments shown in the floor plans, such as bathtubs, sink, water closets, shower, sink counter etc are architectural symbols extracted from the latest approved general building plans for general indication only.
- [*] Inclusive of the thickness of mass concrete fill on sunken slab.

備註：

- 平面圖所列之尺寸數字為以毫米標示之建築尺寸。
- 住宅物業的外牆設有建築裝飾及/或外露喉管。詳細資料請參考最新批准之建築圖則。
- 住宅物業的平台及/或外牆設有外露及/或外牆裝飾板內藏之公用喉管。詳細資料請參考最新批准的建築圖則。
- 部份住宅單位的客/飯廳、睡房、套房、書房、工作間、儲物室、走廊、浴室、客廳洗手間、洗手間及廚房有假天花及/或有跌級樓板用以裝置冷氣系統及/或機電設備。
- 樓面平面圖上所顯示的形象裝置符號，例如浴缸、洗滌盆、坐廁、花灑、洗滌盆櫃乃摘自最新的經批准的建築圖則，並只作一般性標誌。
- [*] 包括跌級樓板上之混凝土填充層厚度。



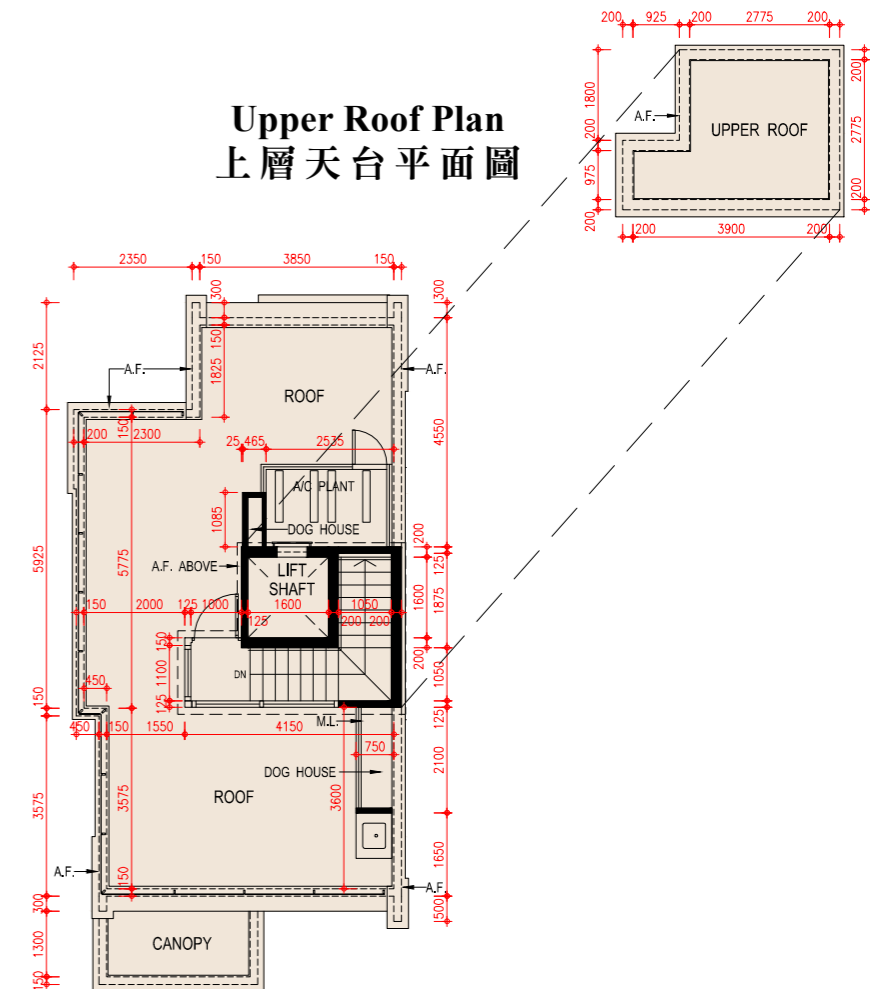
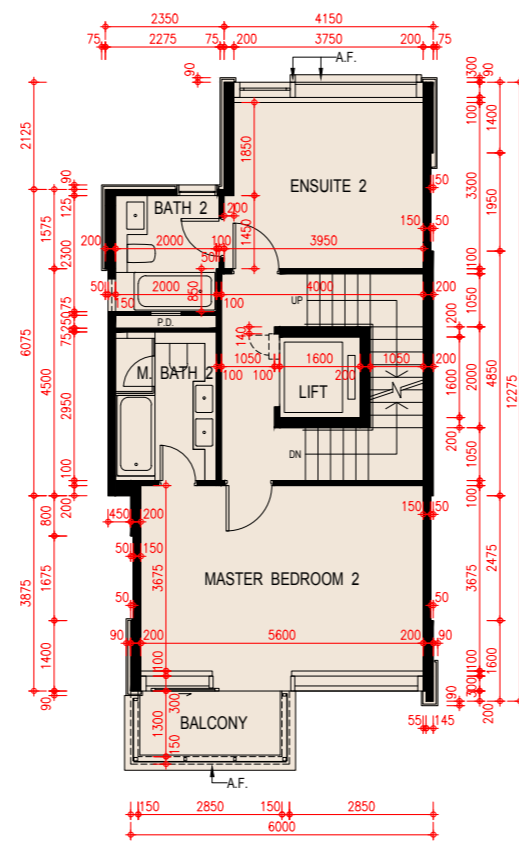
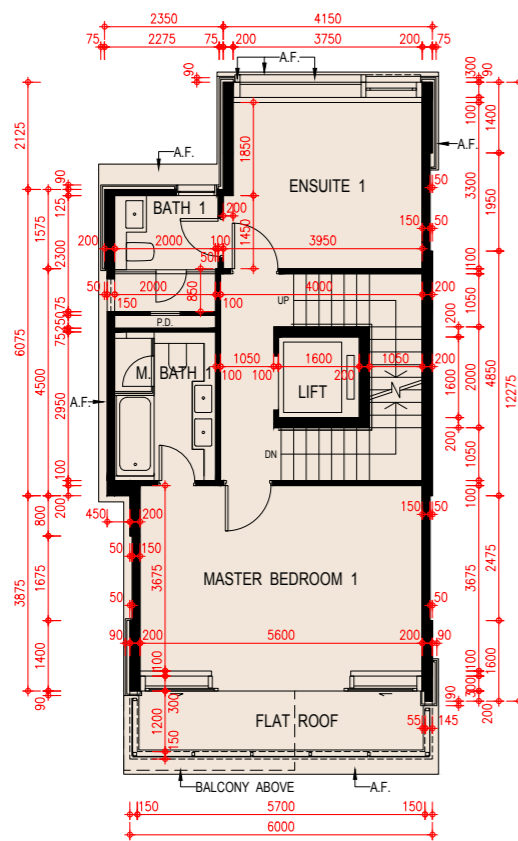
Basement Plan
地庫平面圖



G/F Plan
地下平面圖

Scale: 0M/米 5M/米
比例:

FLOOR PLANS OF RESIDENTIAL PROPERTIES IN THE DEVELOPMENT
發展項目的住宅物業的樓面平面圖



1/F Plan
一樓平面圖

2/F Plan
二樓平面圖

Roof Plan
天台平面圖

Scale: 0M/米 5M/米
 比例:

FLOOR PLANS OF RESIDENTIAL PROPERTIES IN THE DEVELOPMENT

發展項目的住宅物業的樓面平面圖

House 7 7號洋房

Floor 樓層	The thickness of the floor slabs (excluding plaster) of each House (mm) 每座洋房的樓板(不包括灰泥)的厚度(毫米)	The floor-to-floor height of each House (mm) 每座洋房的層與層之間的高度(毫米)
Basement 地庫	170, 200	4150, 4550, 4850*
G/F 地下	125, 150, 200	3900, 4200, 4600*
1/F 1樓	125, 150, 200	3500, 3600
2/F 2樓	150	3500, 3550, 3900
Roof 天台	150	2350, 2750

The internal areas of the residential properties on the upper floors will generally be slightly larger than those on the lower floors because of the reducing thickness of the structural walls on the upper floors.

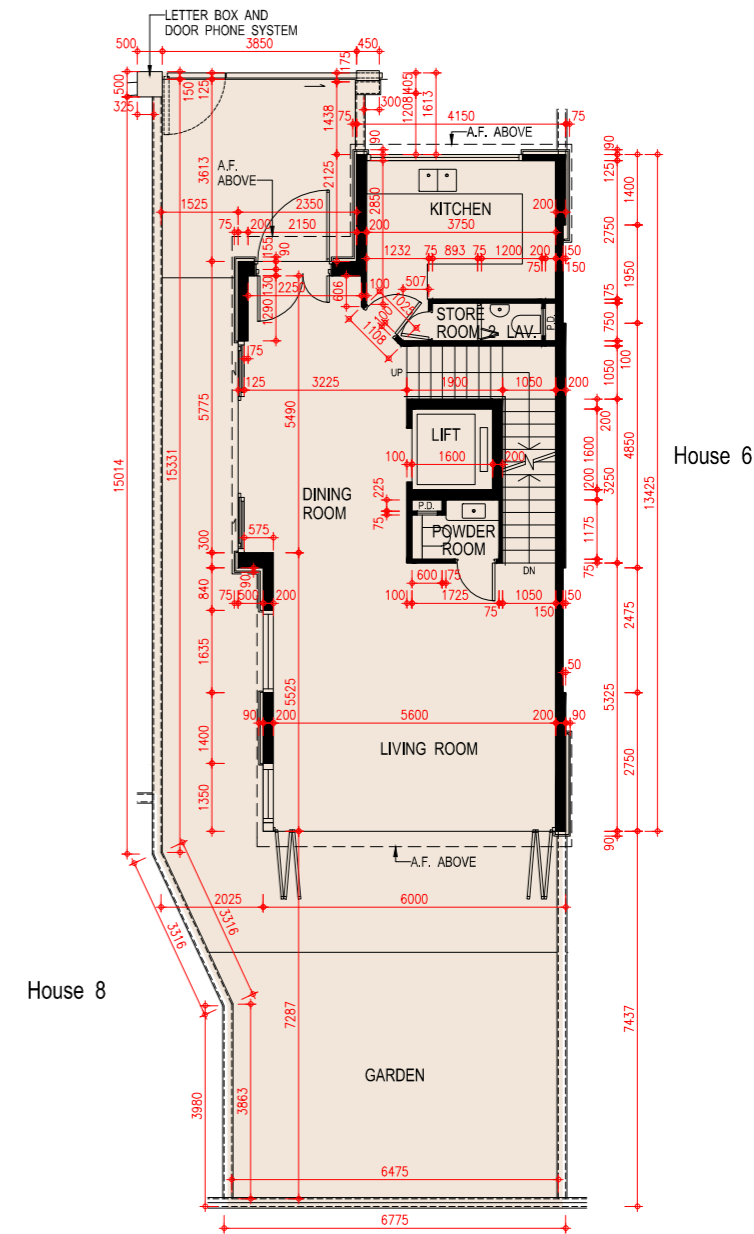
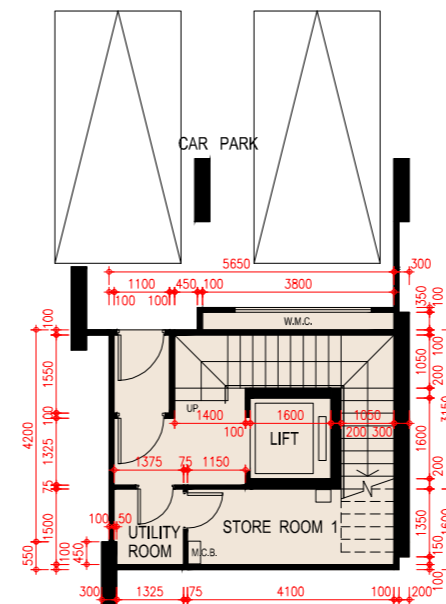
因住宅物業的較高樓層的結構牆的厚度遞減，較高樓層的內部面積，一般比較低樓層的內部面積稍大。

Notes:

- The dimensions of floor plans are all structural dimensions in millimeter.
- There may be architectural features and/or exposed pipes on external walls of the residential properties. For details, please refer to the latest approved building plans.
- Common pipes exposed and/or enclosed in cladding are located at/adjacent to flat roof and/or external wall of the residential properties. For details, please refer to the latest approved building plans.
- There are ceiling bulkheads and/or sunken slab at living/dining room, bedrooms, ensuites, study rooms, utility rooms, store rooms, corridors, bathrooms, powder rooms, lavatories and kitchen of some residential units for the air-conditioning system and/or mechanical and electrical services.
- Symbols of fittings and fitments shown in the floor plans, such as bathtubs, sink, water closets, shower, sink counter etc are architectural symbols extracted from the latest approved general building plans for general indication only.
- [*] Inclusive of the thickness of mass concrete fill on sunken slab.

備註：

- 平面圖所列之尺寸數字為以毫米標示之建築尺寸。
- 住宅物業的外牆設有建築裝飾及/或外露喉管。詳細資料請參考最新批准之建築圖則。
- 住宅物業的平台及/或外牆設有外露及/或外牆裝飾板內藏之公用喉管。詳細資料請參考最新批准的建築圖則。
- 部份住宅單位的客/飯廳、睡房、套房、書房、工作間、儲物室、走廊、浴室、客廳洗手間、洗手間及廚房有假天花及/或有跌級樓板用以裝置冷氣系統及/或機電設備。
- 樓面平面圖上所顯示的形象裝置符號，例如浴缸、洗滌盆、坐廁、花灑、洗滌盆櫃乃摘自最新的經批准的建築圖則，並只作一般性標誌。
- [*] 包括跌級樓板上之混凝土填充層厚度。



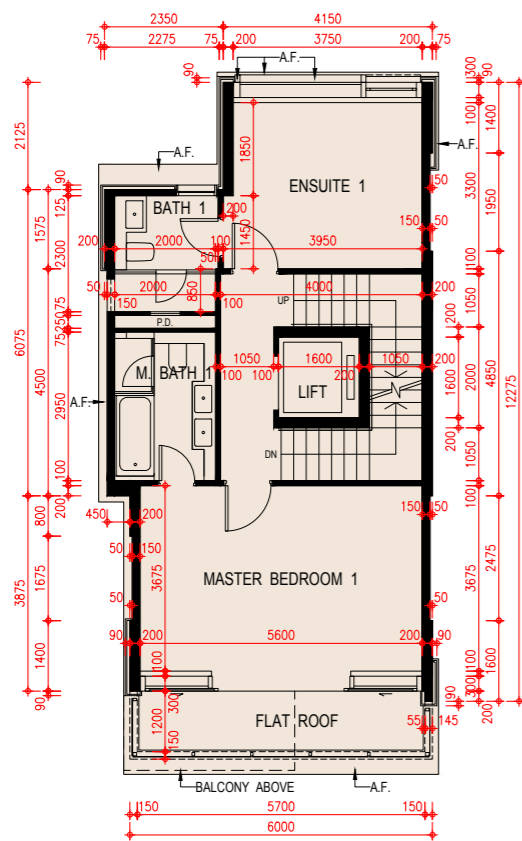
Basement Plan
地庫平面圖

G/F Plan
地下平面圖

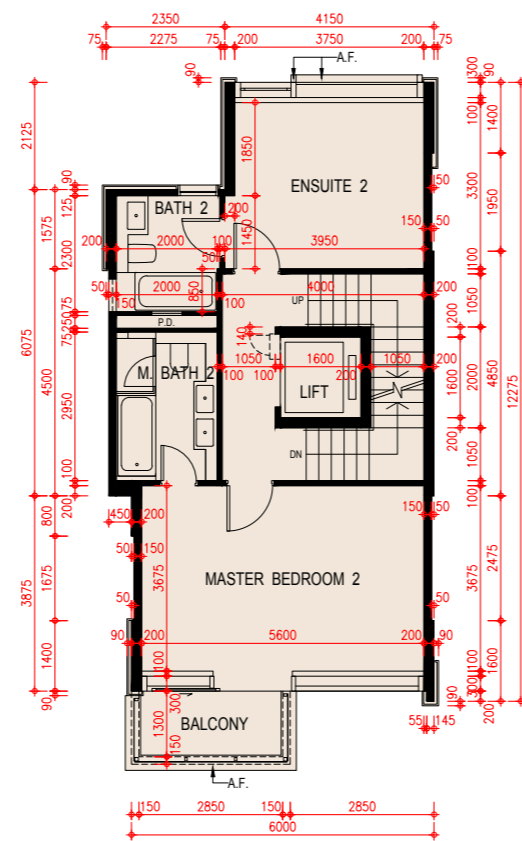
Scale: 0M/米 5M/米
比例:

FLOOR PLANS OF RESIDENTIAL PROPERTIES IN THE DEVELOPMENT

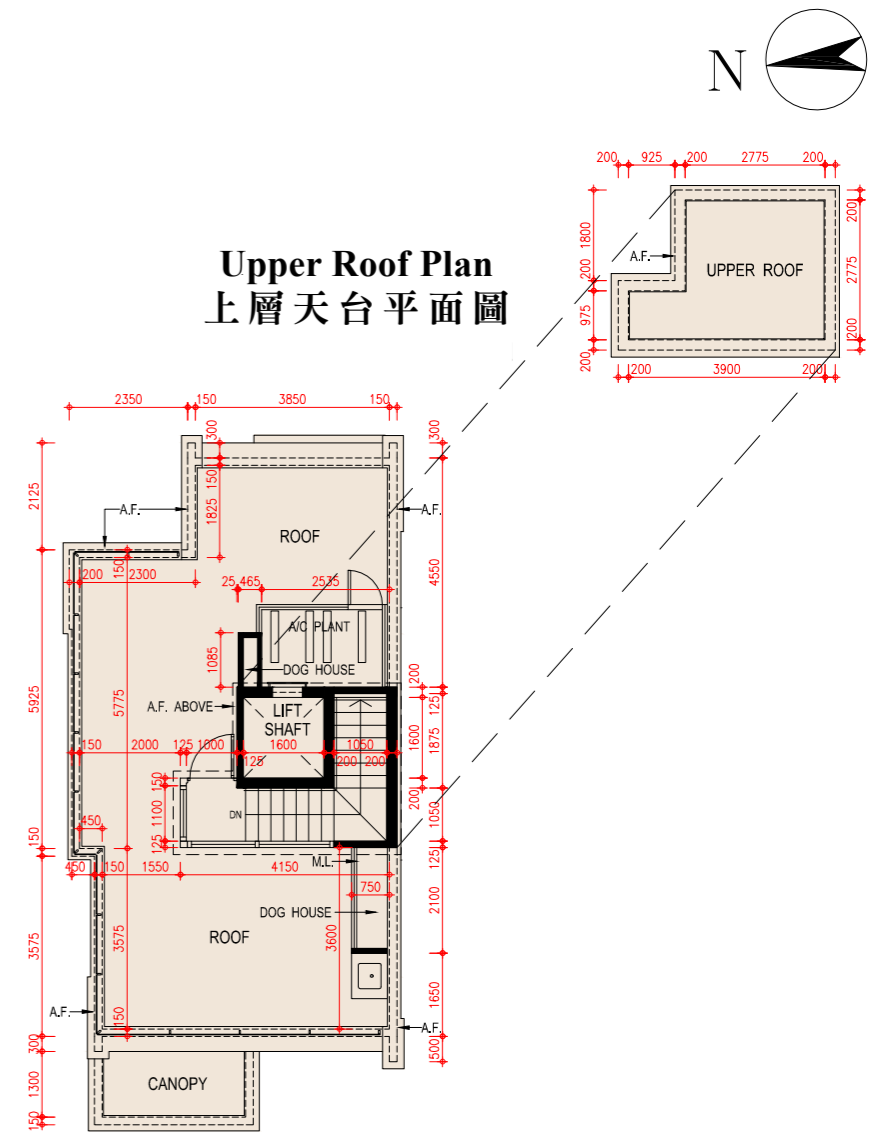
發展項目的住宅物業的樓面平面圖



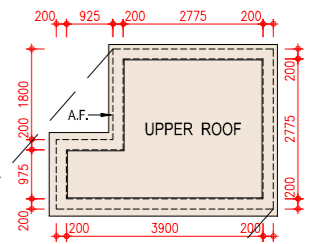
1/F Plan
一樓平面圖



2/F Plan
二樓平面圖



Roof Plan
天台平面圖



FLOOR PLANS OF RESIDENTIAL PROPERTIES IN THE DEVELOPMENT

發展項目的住宅物業的樓面平面圖

House 8 8號洋房

Floor 樓層	The thickness of the floor slabs (excluding plaster) of each House (mm) 每座洋房的樓板(不包括灰泥)的厚度(毫米)	The floor-to-floor height of each House (mm) 每座洋房的層與層之間的高度(毫米)
Basement 地庫	170, 200	4550, 4850*
G/F 地下	150, 200	3900, 4200, 4600*
1/F 1樓	150, 200	3500
2/F 2樓	150, 200	3500, 3550, 3900
Roof 天台	150	2350

The internal areas of the residential properties on the upper floors will generally be slightly larger than those on the lower floors because of the reducing thickness of the structural walls on the upper floors.

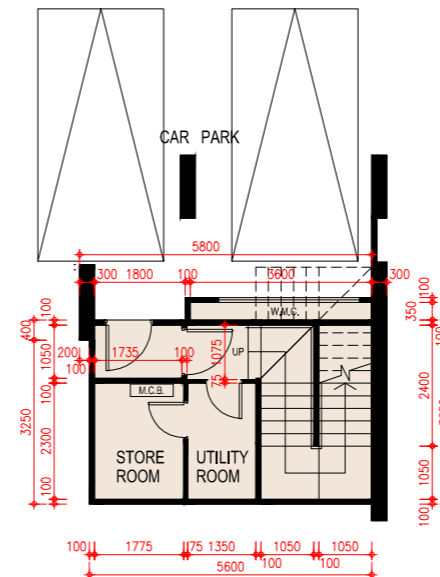
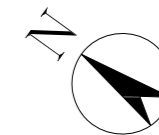
因住宅物業的較高樓層的結構牆的厚度遞減，較高樓層的內部面積，一般比較低樓層的內部面積稍大。

Notes:

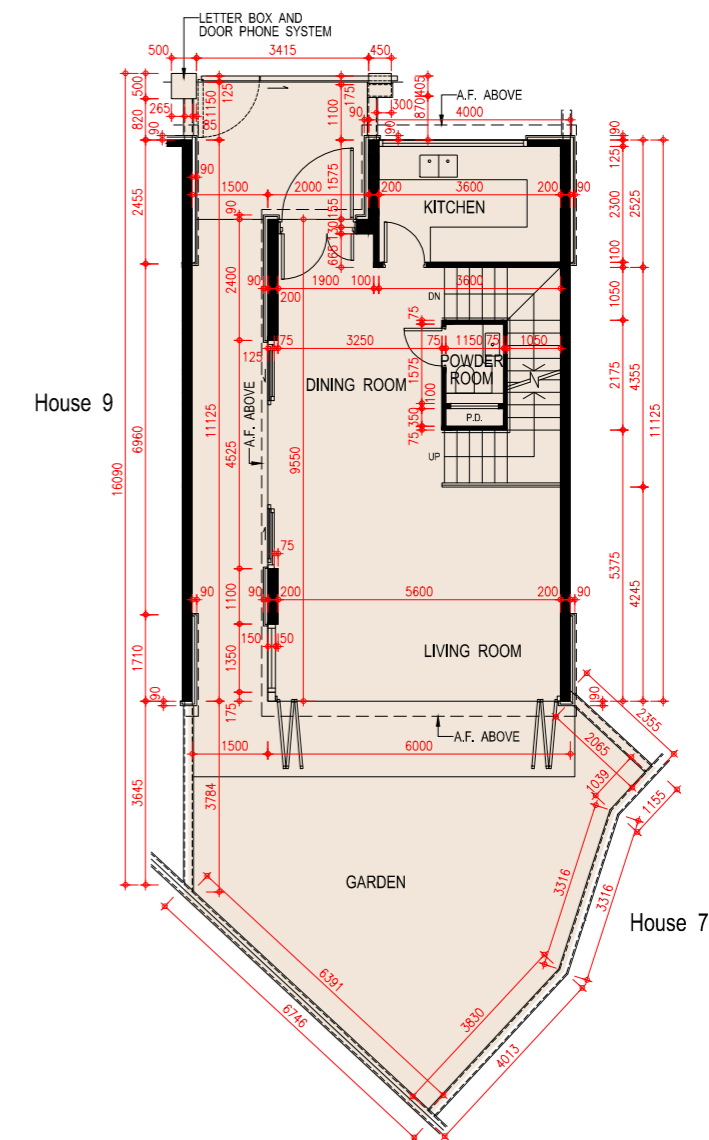
- The dimensions of floor plans are all structural dimensions in millimeter.
- There may be architectural features and/or exposed pipes on external walls of the residential properties. For details, please refer to the latest approved building plans.
- Common pipes exposed and/or enclosed in cladding are located at/adjacent to flat roof and/or external wall of the residential properties. For details, please refer to the latest approved building plans.
- There are ceiling bulkheads and/or sunken slab at living/dining room, bedrooms, ensuites, study rooms, utility rooms, store rooms, corridors, bathrooms, powder rooms, lavatories and kitchen of some residential units for the air-conditioning system and/or mechanical and electrical services.
- Symbols of fittings and fitments shown in the floor plans, such as bathtubs, sink, water closets, shower, sink counter etc are architectural symbols extracted from the latest approved general building plans for general indication only.
- [*] Inclusive of the thickness of mass concrete fill on sunken slab.

備註：

- 平面圖所列之尺寸數字為以毫米標示之建築尺寸。
- 住宅物業的外牆設有建築裝飾及/或外露喉管。詳細資料請參考最新批准之建築圖則。
- 住宅物業的平台及/或外牆設有外露及/或外牆裝飾板內藏之公用喉管。詳細資料請參考最新批准的建築圖則。
- 部份住宅單位的客/飯廳、睡房、套房、書房、工作間、儲物室、走廊、浴室、客廳洗手間、洗手間及廚房有假天花及/或有跌級樓板用以裝置冷氣系統及/或機電設備。
- 樓面平面圖上所顯示的形象裝置符號，例如浴缸、洗滌盆、坐廁、花灑、洗滌盆櫃乃摘自最新的經批准的建築圖則，並只作一般性標誌。
- [*] 包括跌級樓板上之混凝土填充層厚度。



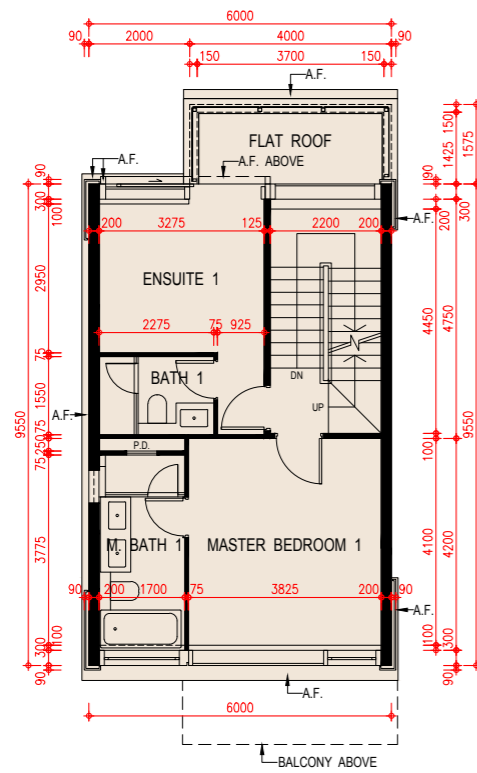
Basement Plan
地庫平面圖



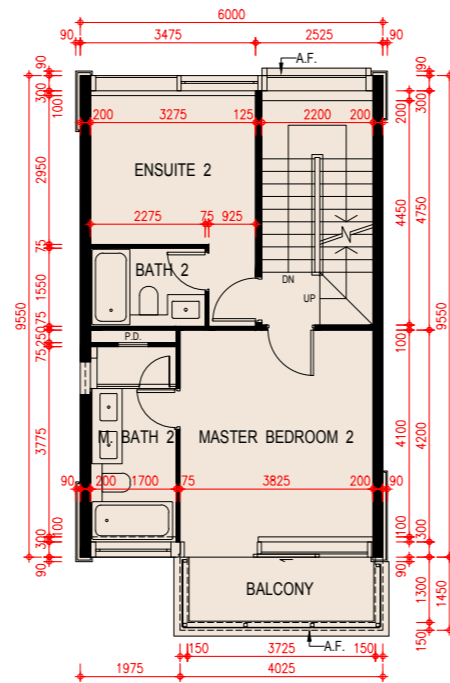
G/F Plan
地下平面圖

Scale: 0M/米 5M/米
比例:

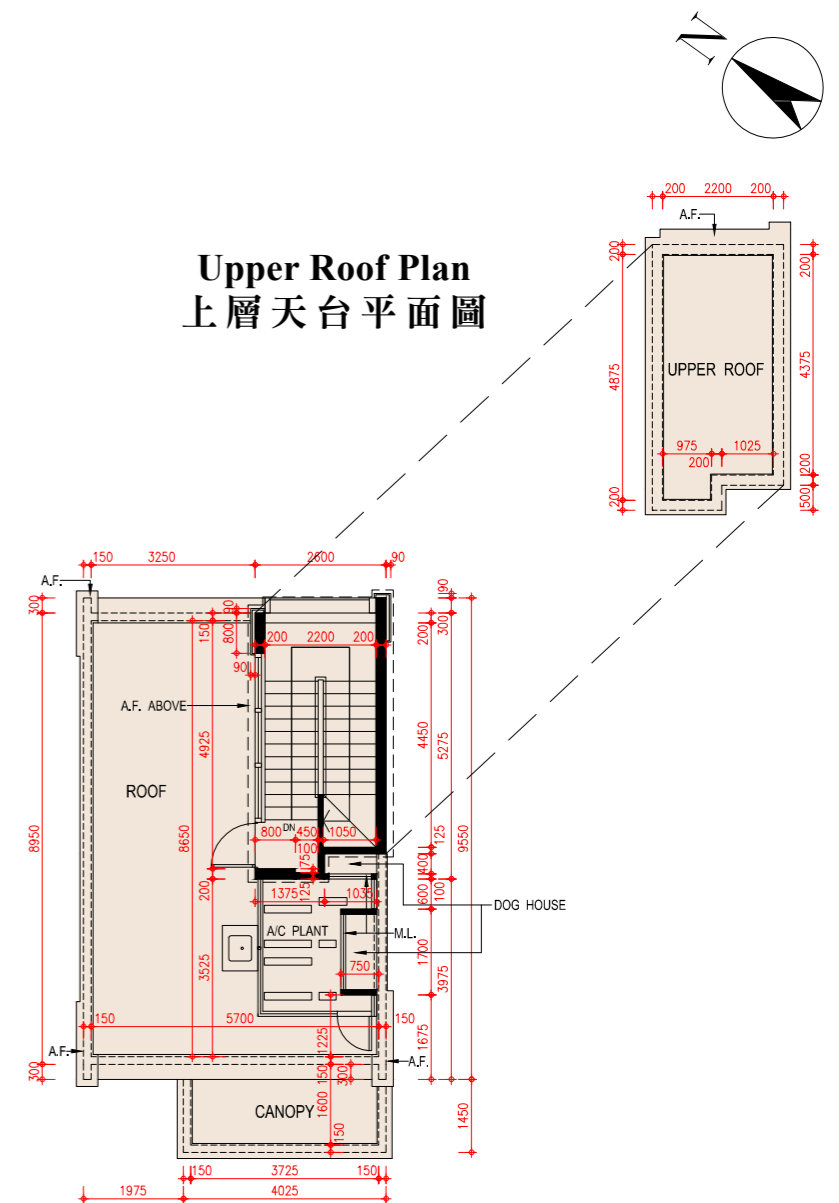
FLOOR PLANS OF RESIDENTIAL PROPERTIES IN THE DEVELOPMENT
發展項目的住宅物業的樓面平面圖



1/F Plan
一樓平面圖



2/F Plan
二樓平面圖



Roof Plan
天台平面圖

Scale: 0M/米 5M/米
 比例: 5M/米

FLOOR PLANS OF RESIDENTIAL PROPERTIES IN THE DEVELOPMENT

發展項目的住宅物業的樓面平面圖

House 9 9號洋房

Floor 樓層	The thickness of the floor slabs (excluding plaster) of each House (mm) 每座洋房的樓板(不包括灰泥)的厚度(毫米)	The floor-to-floor height of each House (mm) 每座洋房的層與層之間的高度(毫米)
Basement 地庫	170, 200	4550, 4850*
G/F 地下	150, 200	3900, 4200, 4600*
1/F 1樓	150, 200	3500
2/F 2樓	150, 200	3500, 3550, 3900
Roof 天台	150	2350

The internal areas of the residential properties on the upper floors will generally be slightly larger than those on the lower floors because of the reducing thickness of the structural walls on the upper floors.

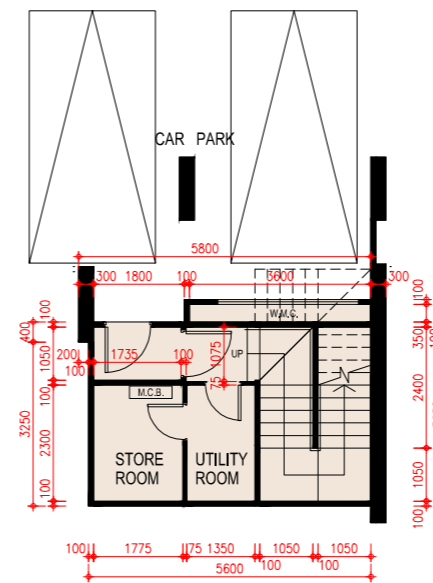
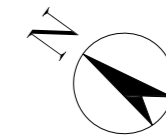
因住宅物業的較高樓層的結構牆的厚度遞減，較高樓層的內部面積，一般比較低樓層的內部面積稍大。

Notes:

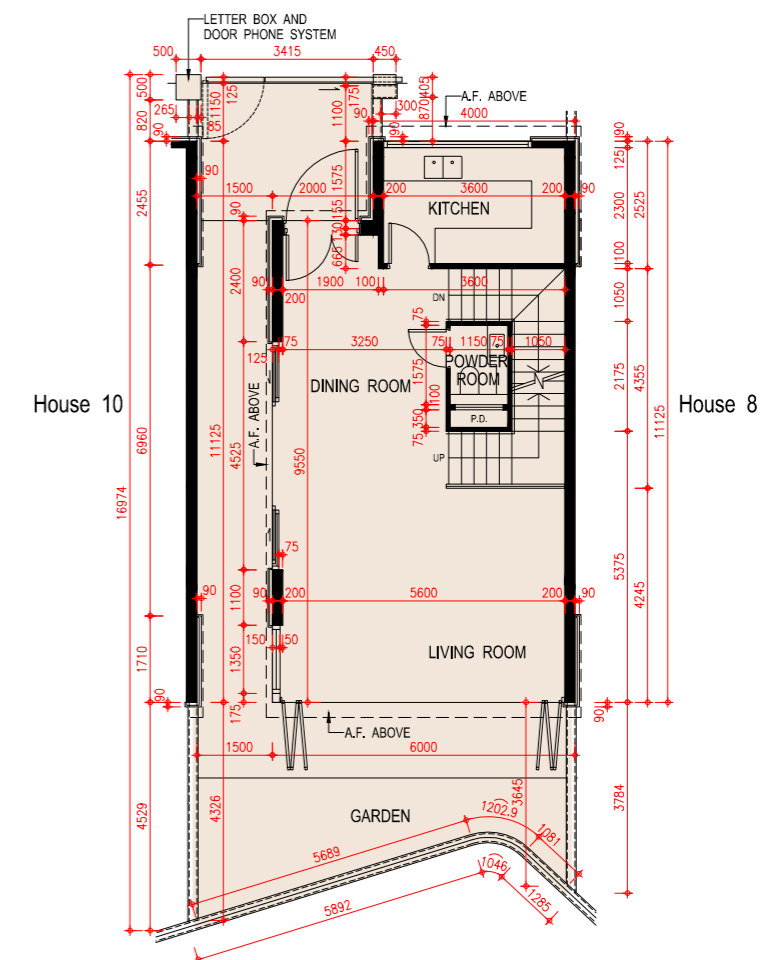
- The dimensions of floor plans are all structural dimensions in millimeter.
- There may be architectural features and/or exposed pipes on external walls of the residential properties. For details, please refer to the latest approved building plans.
- Common pipes exposed and/or enclosed in cladding are located at/adjacent to flat roof and/or external wall of the residential properties. For details, please refer to the latest approved building plans.
- There are ceiling bulkheads and/or sunken slab at living/dining room, bedrooms, ensuites, study rooms, utility rooms, store rooms, corridors, bathrooms, powder rooms, lavatories and kitchen of some residential units for the air-conditioning system and/or mechanical and electrical services.
- Symbols of fittings and fitments shown in the floor plans, such as bathtubs, sink, water closets, shower, sink counter etc are architectural symbols extracted from the latest approved general building plans for general indication only.
- [*] Inclusive of the thickness of mass concrete fill on sunken slab.

備註：

- 平面圖所列之尺寸數字為以毫米標示之建築尺寸。
- 住宅物業的外牆設有建築裝飾及/或外露喉管。詳細資料請參考最新批准之建築圖則。
- 住宅物業的平台及/或外牆設有外露及/或外牆裝飾板內藏之公用喉管。詳細資料請參考最新批准的建築圖則。
- 部份住宅單位的客/飯廳、睡房、套房、書房、工作間、儲物室、走廊、浴室、客廳洗手間、洗手間及廚房有假天花及/或有跌級樓板用以裝置冷氣系統及/或機電設備。
- 樓面平面圖上所顯示的形象裝置符號，例如浴缸、洗滌盆、坐廁、花灑、洗滌盆櫃乃摘自最新的經批准的建築圖則，並只作一般性標誌。
- [*] 包括跌級樓板上之混凝土填充層厚度。



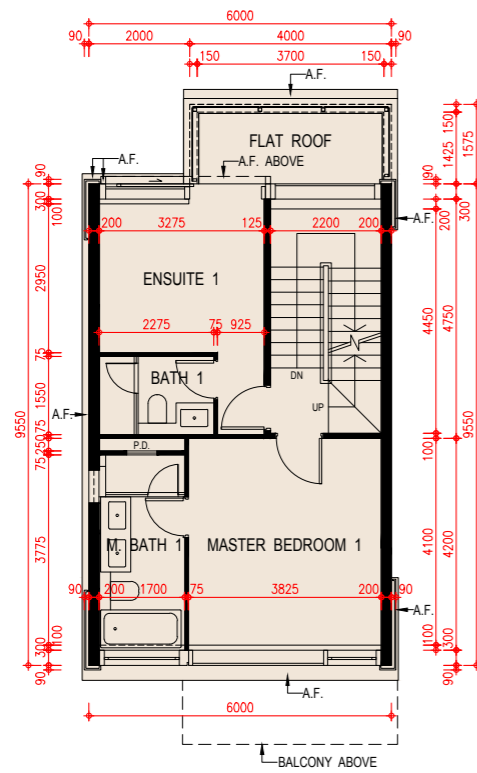
Basement Plan
地庫平面圖



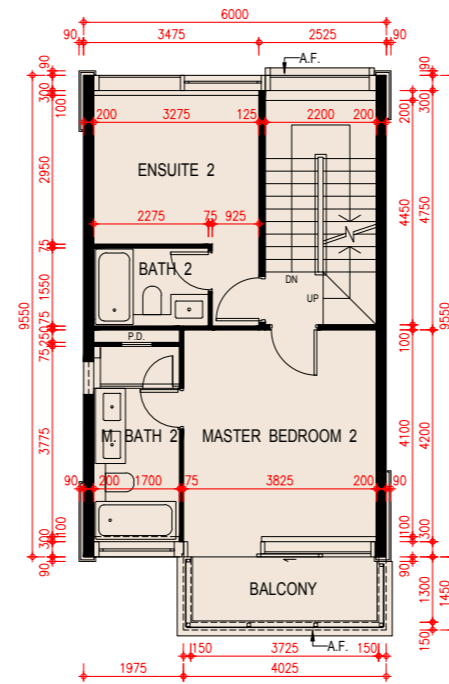
G/F Plan
地下平面圖

Scale: 0M/米
比例: 0 5M/米

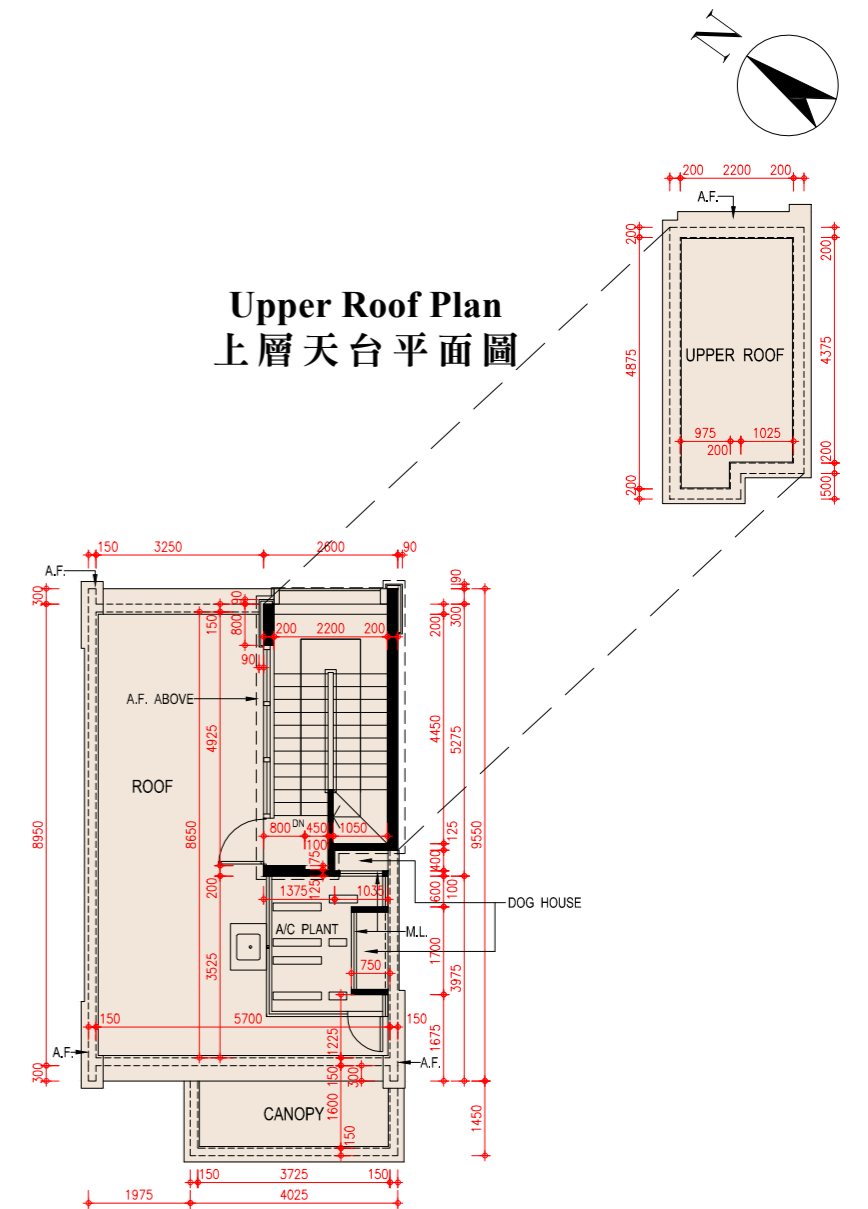
FLOOR PLANS OF RESIDENTIAL PROPERTIES IN THE DEVELOPMENT
發展項目的住宅物業的樓面平面圖



1/F Plan
一樓平面圖



2/F Plan
二樓平面圖



Roof Plan
天台平面圖

Scale: 0M/米 5M/米
 比例: 5M/米

FLOOR PLANS OF RESIDENTIAL PROPERTIES IN THE DEVELOPMENT

發展項目的住宅物業的樓面平面圖

House 10 10號洋房

Floor 樓層	The thickness of the floor slabs (excluding plaster) of each House (mm) 每座洋房的樓板(不包括灰泥)的厚度(毫米)	The floor-to-floor height of each House (mm) 每座洋房的層與層之間的高度(毫米)
Basement 地庫	170, 200	4550, 4850*
G/F 地下	150, 200	3900, 4200, 4600*
1/F 1樓	150, 200	3500
2/F 2樓	150, 200	3500, 3550, 3900
Roof 天台	150	2350

The internal areas of the residential properties on the upper floors will generally be slightly larger than those on the lower floors because of the reducing thickness of the structural walls on the upper floors.

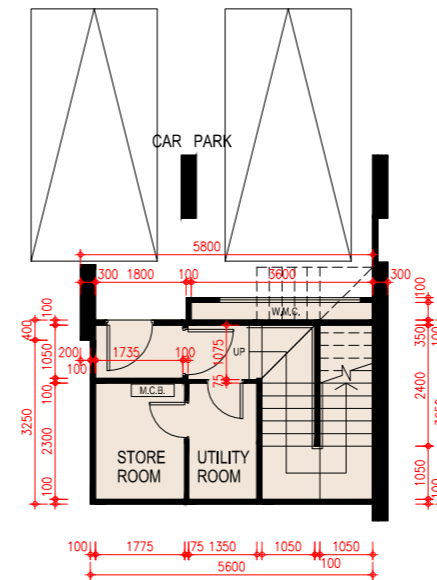
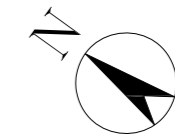
因住宅物業的較高樓層的結構牆的厚度遞減，較高樓層的內部面積，一般比較低樓層的內部面積稍大。

Notes:

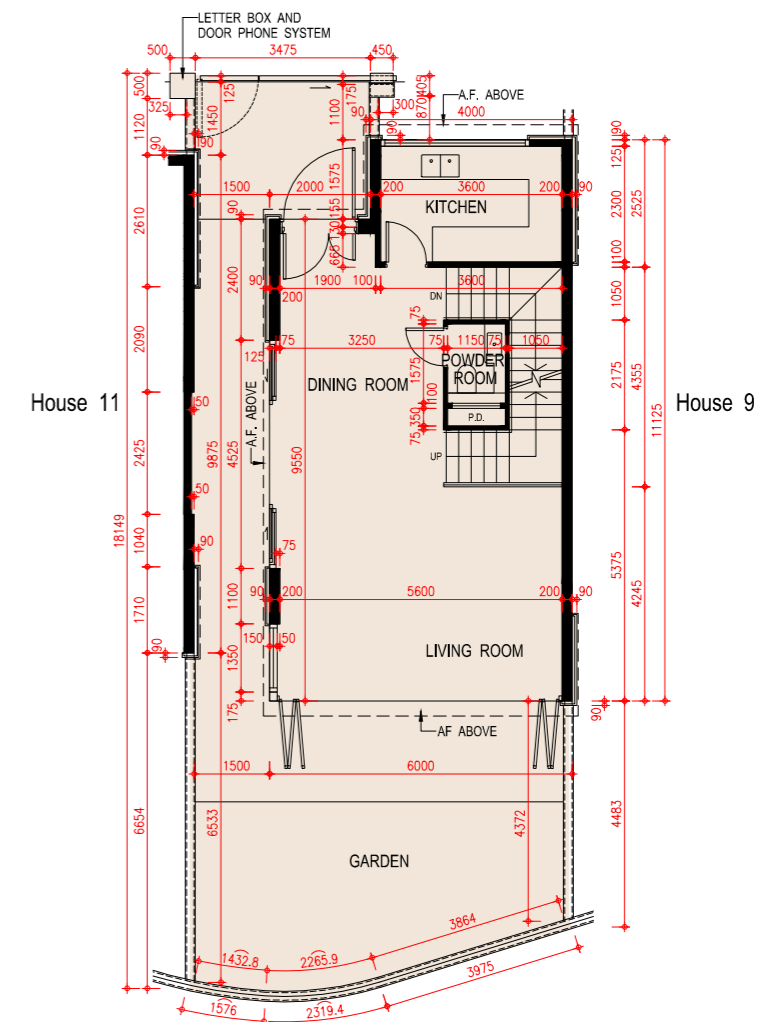
- The dimensions of floor plans are all structural dimensions in millimeter.
- There may be architectural features and/or exposed pipes on external walls of the residential properties. For details, please refer to the latest approved building plans.
- Common pipes exposed and/or enclosed in cladding are located at/adjacent to flat roof and/or external wall of the residential properties. For details, please refer to the latest approved building plans.
- There are ceiling bulkheads and/or sunken slab at living/dining room, bedrooms, ensuites, study rooms, utility rooms, store rooms, corridors, bathrooms, powder rooms, lavatories and kitchen of some residential units for the air-conditioning system and/or mechanical and electrical services.
- Symbols of fittings and fitments shown in the floor plans, such as bathtubs, sink, water closets, shower, sink counter etc are architectural symbols extracted from the latest approved general building plans for general indication only.
- [*] Inclusive of the thickness of mass concrete fill on sunken slab.

備註：

- 平面圖所列之尺寸數字為以毫米標示之建築尺寸。
- 住宅物業的外牆設有建築裝飾及/或外露喉管。詳細資料請參考最新批准之建築圖則。
- 住宅物業的平台及/或外牆設有外露及/或外牆裝飾板內藏之公用喉管。詳細資料請參考最新批准的建築圖則。
- 部份住宅單位的客/飯廳、睡房、套房、書房、工作間、儲物室、走廊、浴室、客廳洗手間、洗手間及廚房有假天花及/或有跌級樓板用以裝置冷氣系統及/或機電設備。
- 樓面平面圖上所顯示的形象裝置符號，例如浴缸、洗滌盆、坐廁、花灑、洗滌盆櫃乃摘自最新的經批准的建築圖則，並只作一般性標誌。
- [*] 包括跌級樓板上之混凝土填充層厚度。



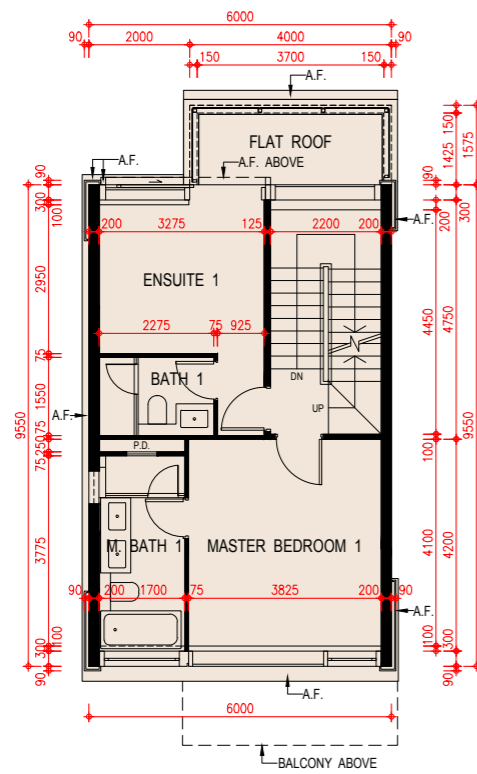
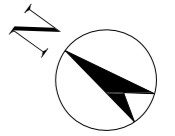
Basement Plan
地庫平面圖



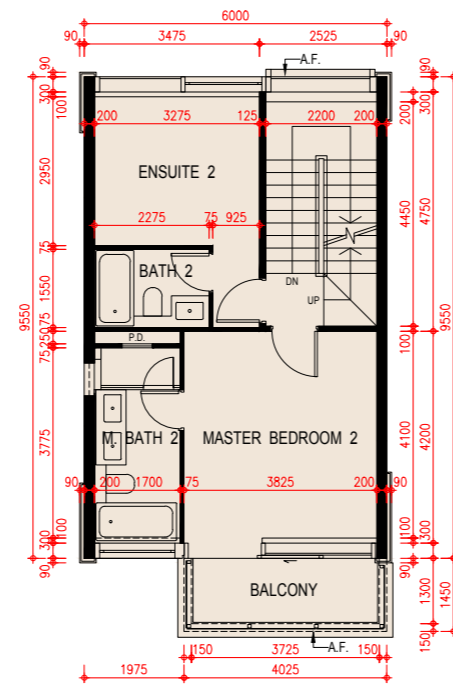
G/F Plan
地下平面圖

Scale: 0M/米 5M/米
比例:

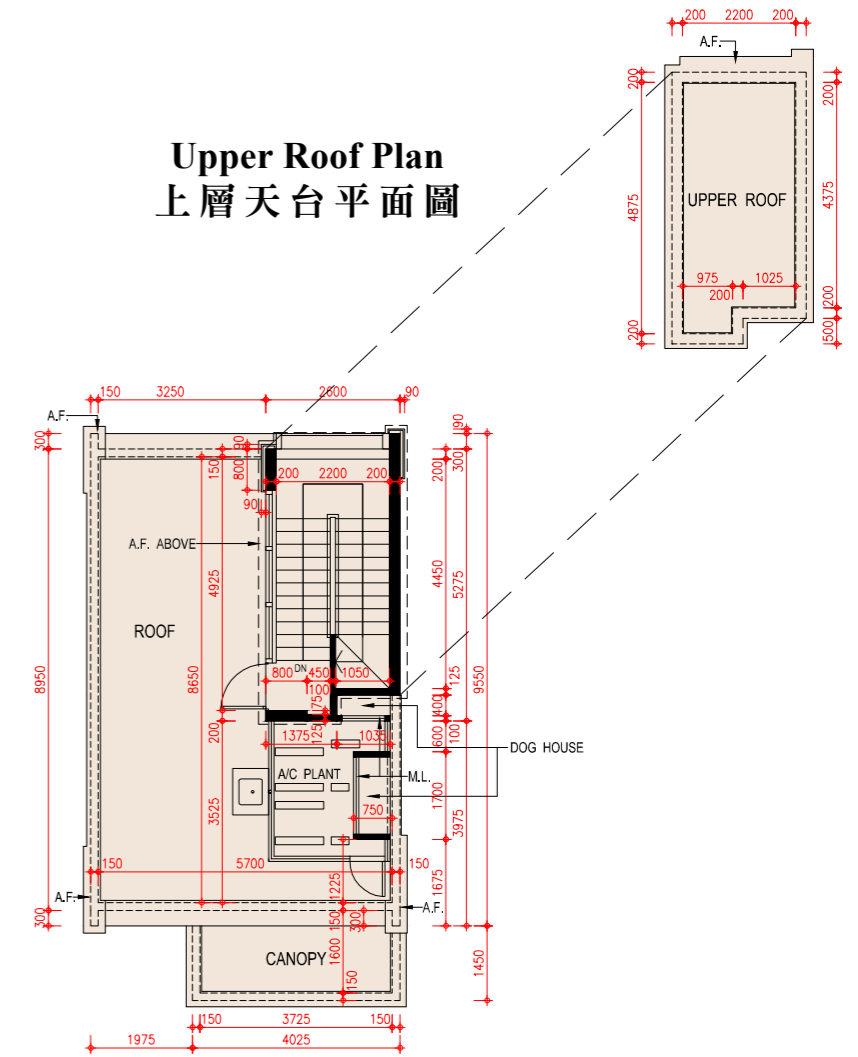
FLOOR PLANS OF RESIDENTIAL PROPERTIES IN THE DEVELOPMENT
發展項目的住宅物業的樓面平面圖



1/F Plan
一樓平面圖



2/F Plan
二樓平面圖



Upper Roof Plan
上層天台平面圖

Scale: 0M/米 5M/米
 比例:

FLOOR PLANS OF RESIDENTIAL PROPERTIES IN THE DEVELOPMENT

發展項目的住宅物業的樓面平面圖

House 11 11號洋房

Floor 樓層	The thickness of the floor slabs (excluding plaster) of each House (mm) 每座洋房的樓板(不包括灰泥)的厚度(毫米)	The floor-to-floor height of each House (mm) 每座洋房的層與層之間的高度(毫米)
Basement 地庫	170, 200	4150, 4550, 4850*
G/F 地下	125, 150, 200	3900, 4200, 4600*
1/F 1樓	125, 150, 200	3200, 3400, 3500, 3950*
2/F 2樓	150, 200	3500, 3900
Roof 天台	150	2350, 2750

The internal areas of the residential properties on the upper floors will generally be slightly larger than those on the lower floors because of the reducing thickness of the structural walls on the upper floors.

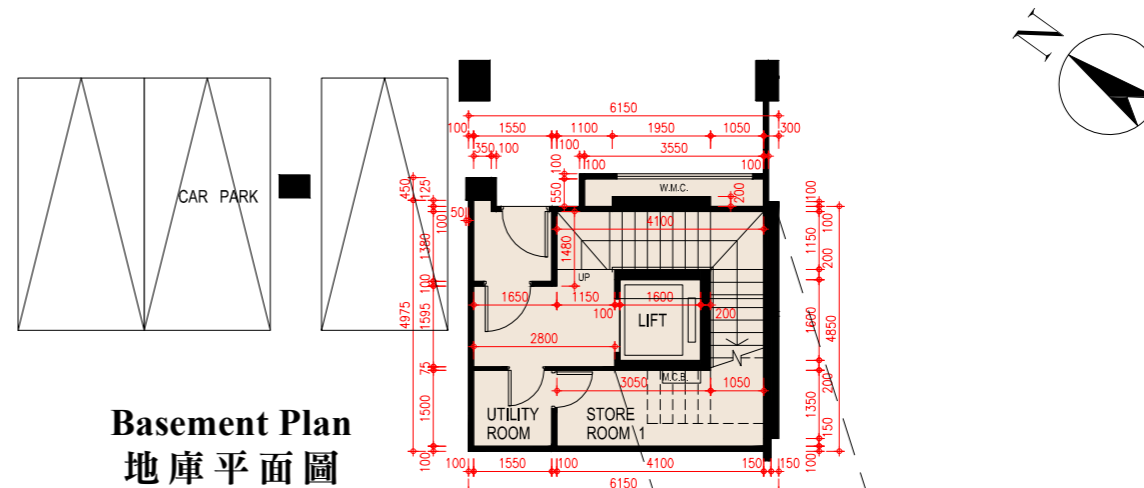
因住宅物業的較高樓層的結構牆的厚度遞減，較高樓層的內部面積，一般比較低樓層的內部面積稍大。

Notes:

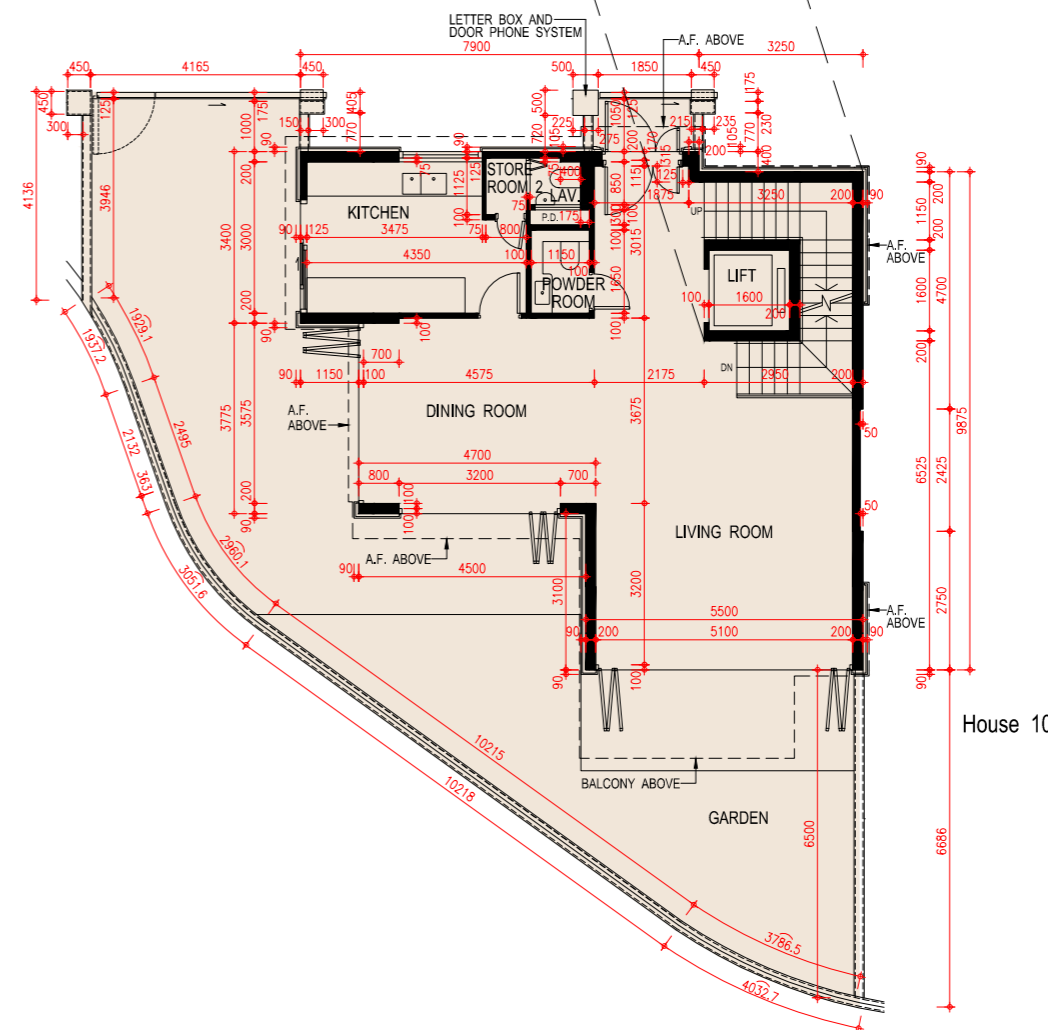
- The dimensions of floor plans are all structural dimensions in millimeter.
- There may be architectural features and/or exposed pipes on external walls of the residential properties. For details, please refer to the latest approved building plans.
- Common pipes exposed and/or enclosed in cladding are located at/adjacent to flat roof and/or external wall of the residential properties. For details, please refer to the latest approved building plans.
- There are ceiling bulkheads and/or sunken slab at living/dining room, bedrooms, ensuites, study rooms, utility rooms, store rooms, corridors, bathrooms, powder rooms, lavatories and kitchen of some residential units for the air-conditioning system and/or mechanical and electrical services.
- Symbols of fittings and fitments shown in the floor plans, such as bathtubs, sink, water closets, shower, sink counter etc are architectural symbols extracted from the latest approved general building plans for general indication only.
- [*] Inclusive of the thickness of mass concrete fill on sunken slab.

備註：

- 平面圖所列之尺寸數字為以毫米標示之建築尺寸。
- 住宅物業的外牆設有建築裝飾及/或外露喉管。詳細資料請參考最新批准之建築圖則。
- 住宅物業的平台及/或外牆設有外露及/或外牆裝飾板內藏之公用喉管。詳細資料請參考最新批准的建築圖則。
- 部份住宅單位的客/飯廳、睡房、套房、書房、工作間、儲物室、走廊、浴室、客廳洗手間、洗手間及廚房有假天花及/或有跌級樓板用以裝置冷氣系統及/或機電設備。
- 樓面平面圖上所顯示的形象裝置符號，例如浴缸、洗滌盆、坐廁、花灑、洗滌盆櫃乃摘自最新的經批准的建築圖則，並只作一般性標誌。
- [*] 包括跌級樓板上之混凝土填充層厚度。



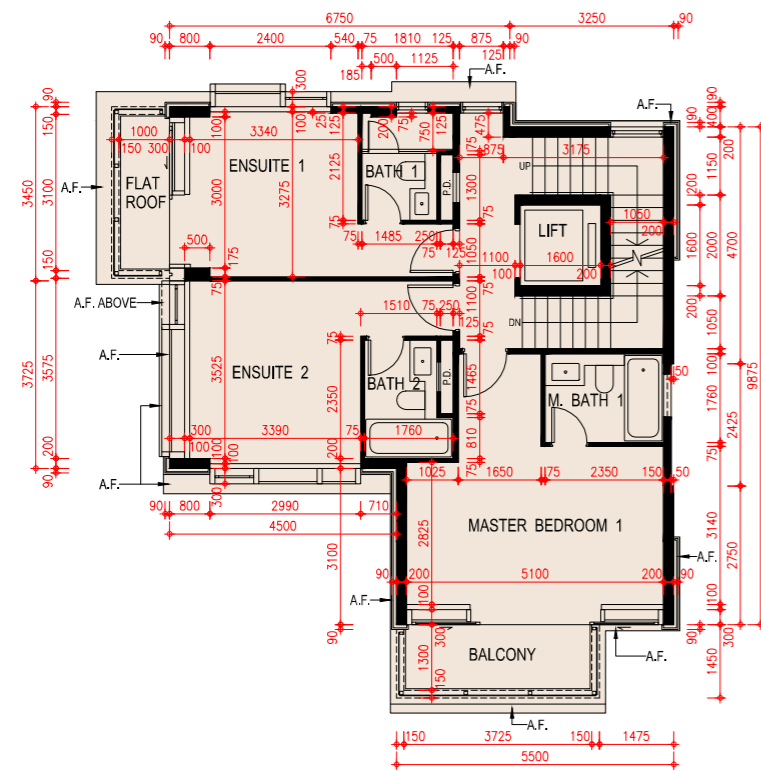
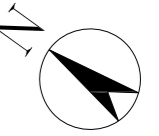
Basement Plan
地庫平面圖



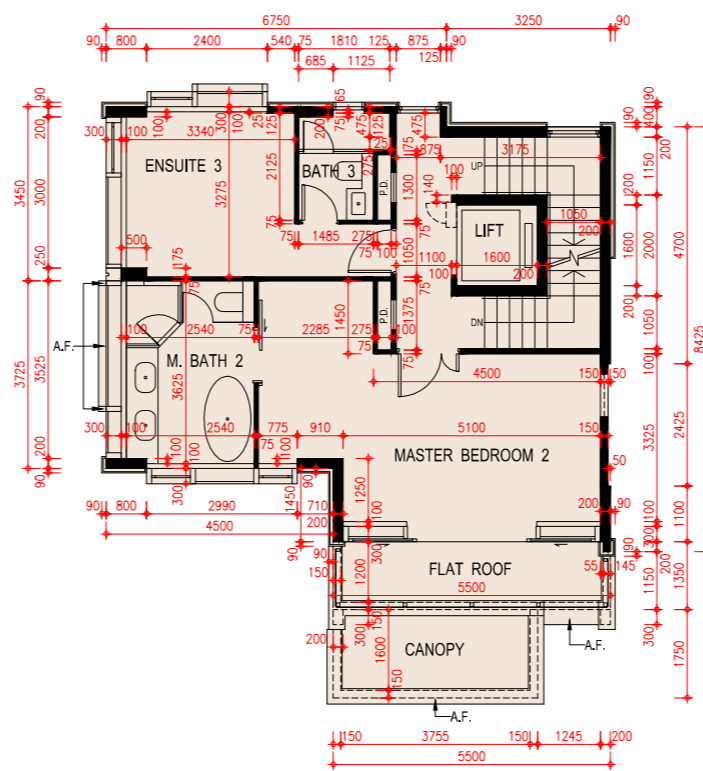
G/F Plan
地下平面圖

Scale: 0M/米 5M/米
比例: 1:5000

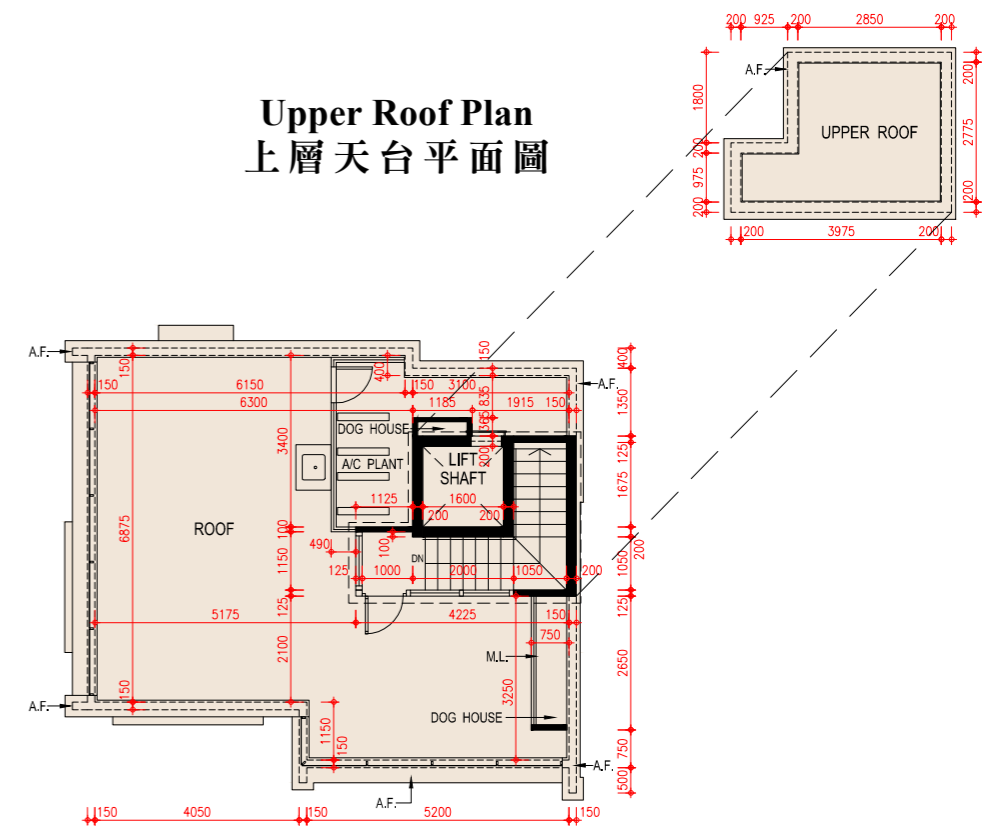
FLOOR PLANS OF RESIDENTIAL PROPERTIES IN THE DEVELOPMENT
發展項目的住宅物業的樓面平面圖



1/F Plan
一樓平面圖



2/F Plan
二樓平面圖



Upper Roof Plan
上層天台平面圖

Scale: 0M/米 5M/米
比例:

FLOOR PLANS OF RESIDENTIAL PROPERTIES IN THE DEVELOPMENT

發展項目的住宅物業的樓面平面圖

House 12 12號洋房

Floor 樓層	The thickness of the floor slabs (excluding plaster) of each House (mm) 每座洋房的樓板(不包括灰泥)的厚度(毫米)	The floor-to-floor height of each House (mm) 每座洋房的層與層之間的高度(毫米)
Basement 地庫	170, 200	4550, 4850*
G/F 地下	150, 200	4200, 4600*
1/F 1樓	150, 200	3500
2/F 2樓	150, 200	3475, 3500, 3900
Roof 天台	150	2350

The internal areas of the residential properties on the upper floors will generally be slightly larger than those on the lower floors because of the reducing thickness of the structural walls on the upper floors.

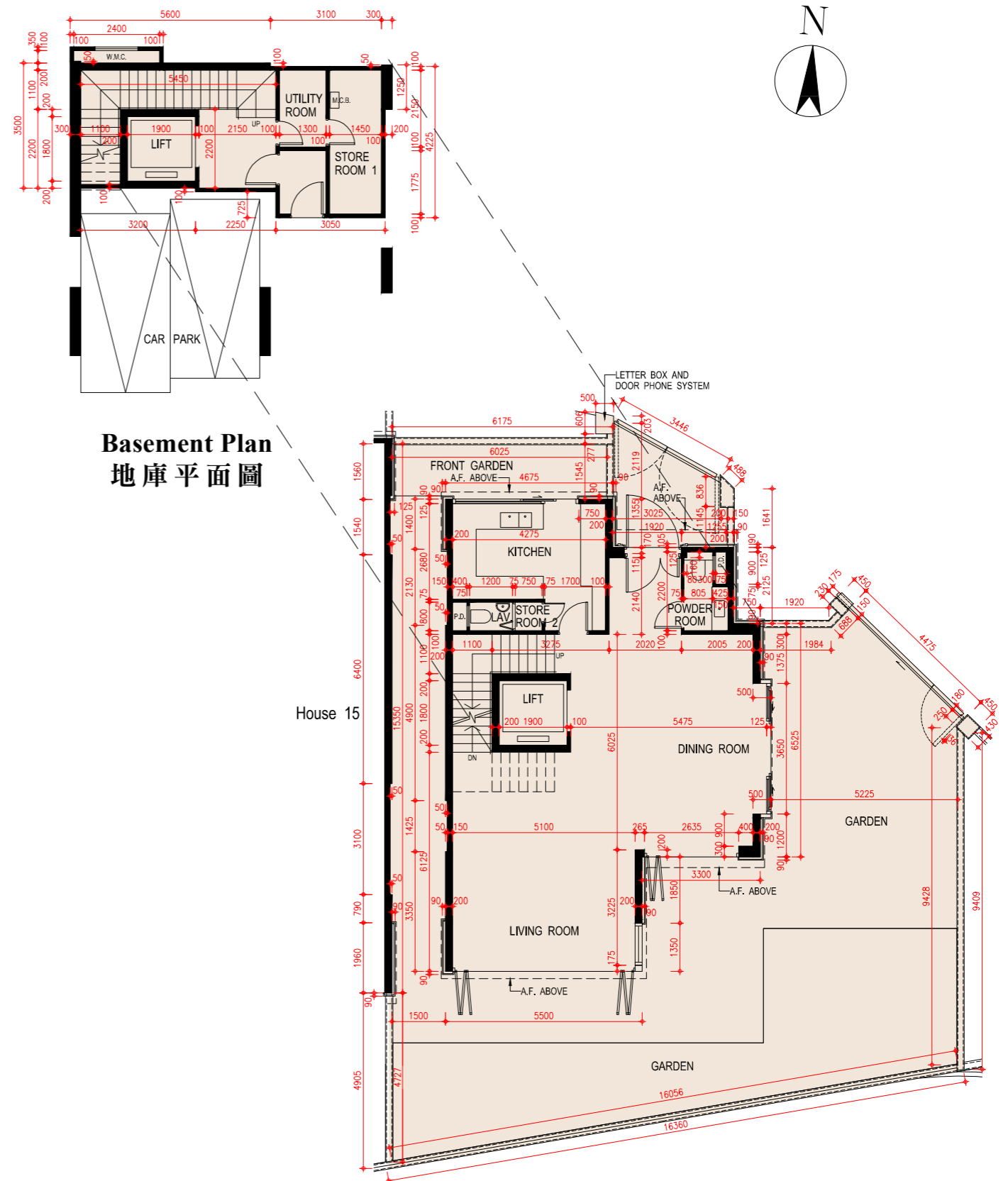
因住宅物業的較高樓層的結構牆的厚度遞減，較高樓層的內部面積，一般比較低樓層的內部面積稍大。

Notes:

- The dimensions of floor plans are all structural dimensions in millimeter.
- There may be architectural features and/or exposed pipes on external walls of the residential properties. For details, please refer to the latest approved building plans.
- Common pipes exposed and/or enclosed in cladding are located at/adjacent to flat roof and/or external wall of the residential properties. For details, please refer to the latest approved building plans.
- There are ceiling bulkheads and/or sunken slab at living/dining room, bedrooms, ensuites, study rooms, utility rooms, store rooms, corridors, bathrooms, powder rooms, lavatories and kitchen of some residential units for the air-conditioning system and/or mechanical and electrical services.
- Symbols of fittings and fitments shown in the floor plans, such as bathtubs, sink, water closets, shower, sink counter etc are architectural symbols extracted from the latest approved general building plans for general indication only.
- [*] Inclusive of the thickness of mass concrete fill on sunken slab.

備註：

- 平面圖所列之尺寸數字為以毫米標示之建築尺寸。
- 住宅物業的外牆設有建築裝飾及/或外露喉管。詳細資料請參考最新批准之建築圖則。
- 住宅物業的平台及/或外牆設有外露及/或外牆裝飾板內藏之公用喉管。詳細資料請參考最新批准的建築圖則。
- 部份住宅單位的客/飯廳、睡房、套房、書房、工作間、儲物室、走廊、浴室、客廳洗手間、洗手間及廚房有假天花及/或有跌級樓板用以裝置冷氣系統及/或機電設備。
- 樓面平面圖上所顯示的形象裝置符號，例如浴缸、洗滌盆、坐廁、花灑、洗滌盆櫃乃摘自最新的經批准的建築圖則，並只作一般性標誌。
- [*] 包括跌級樓板上之混凝土填充層厚度。



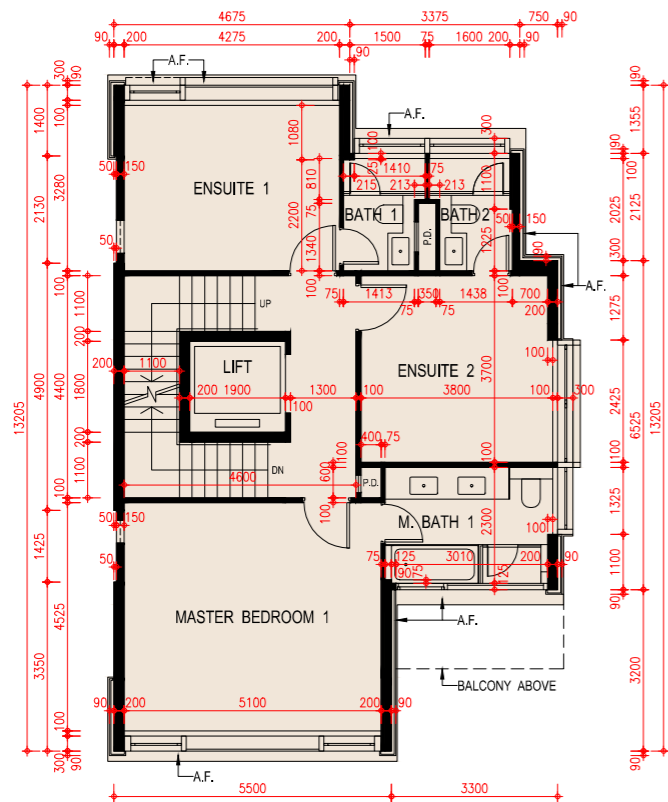
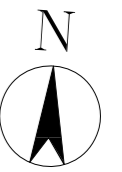
Basement Plan
地庫平面圖

G/F Plan
地下平面圖

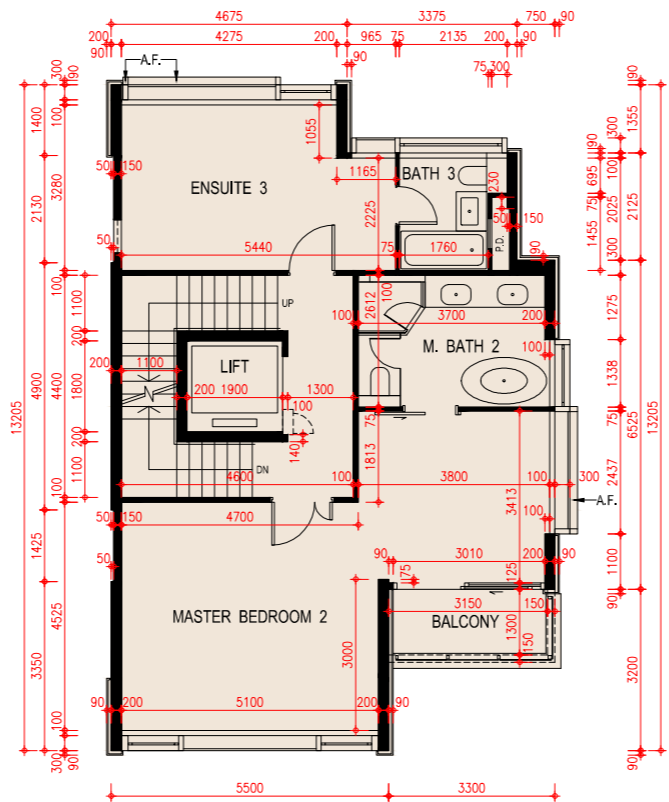
Scale: 0M/米
比例: 1:500

FLOOR PLANS OF RESIDENTIAL PROPERTIES IN THE DEVELOPMENT

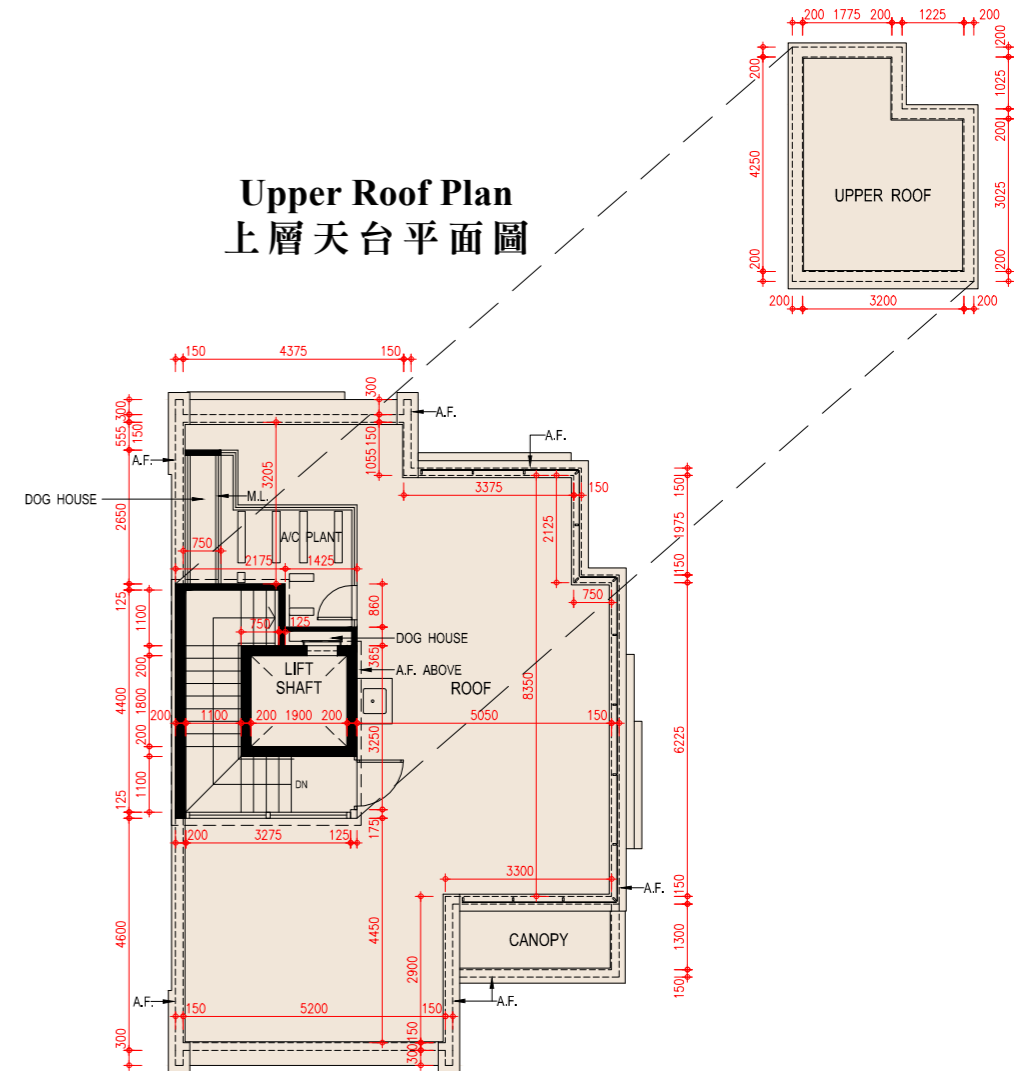
發展項目的住宅物業的樓面平面圖



1/F Plan
一樓平面圖



2/F Plan
二樓平面圖



Roof Plan
天台平面圖

Scale: 0M/米 5M/米
比例:

FLOOR PLANS OF RESIDENTIAL PROPERTIES IN THE DEVELOPMENT

發展項目的住宅物業的樓面平面圖

House 15 15號洋房

Floor 樓層	The thickness of the floor slabs (excluding plaster) of each House (mm) 每座洋房的樓板(不包括灰泥)的厚度(毫米)	The floor-to-floor height of each House (mm) 每座洋房的層與層之間的高度(毫米)
Basement 地庫	170, 200	4150, 4550, 4850*
G/F 地下	125, 150, 200	3900, 4200, 4500*, 4600*
1/F 1樓	125, 150, 200	3500, 3600
2/F 2樓	125, 150, 200	3500, 3550, 3900
Roof 天台	150	2350

The internal areas of the residential properties on the upper floors will generally be slightly larger than those on the lower floors because of the reducing thickness of the structural walls on the upper floors.

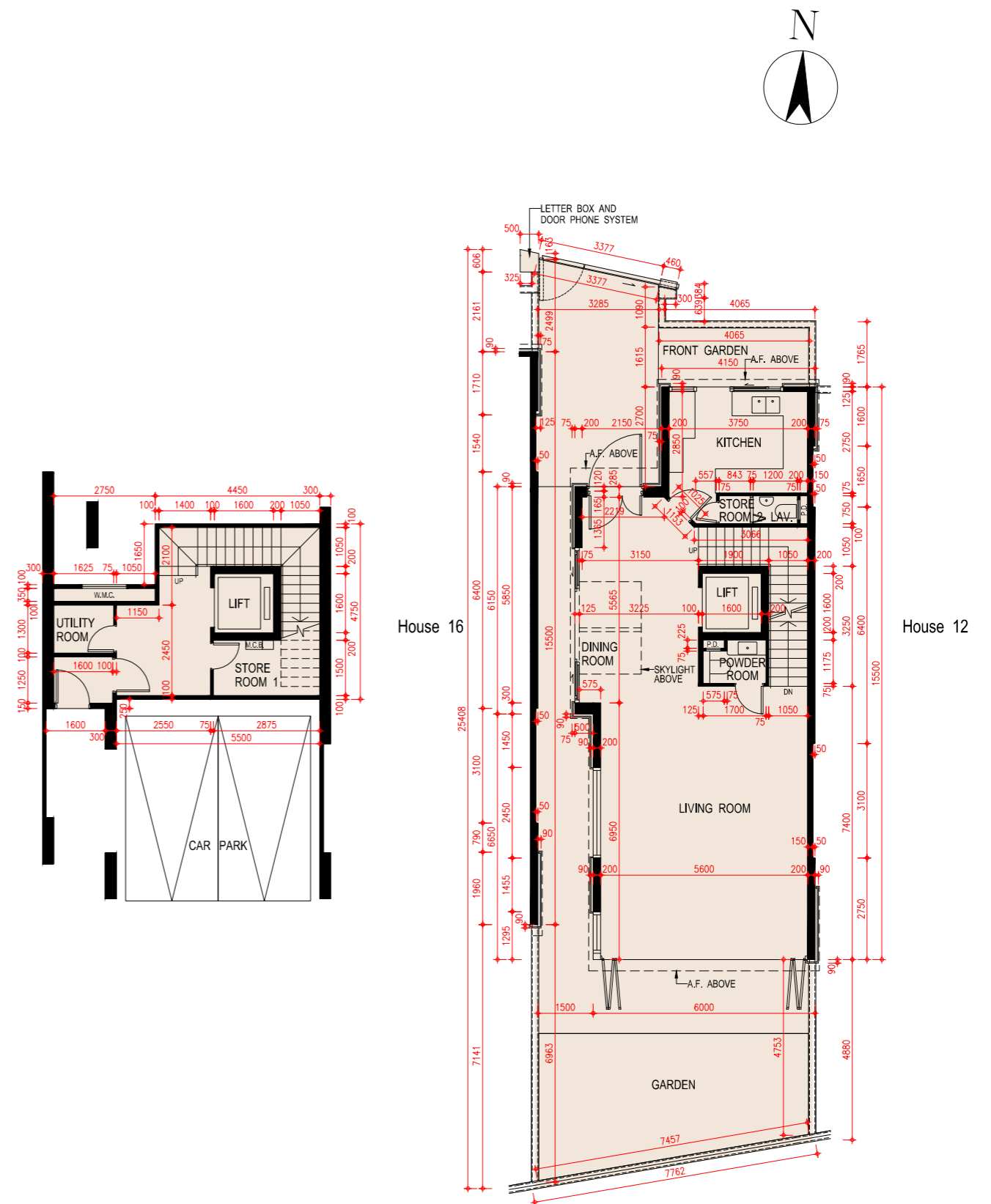
因住宅物業的較高樓層的結構牆的厚度遞減，較高樓層的內部面積，一般比較低樓層的內部面積稍大。

Notes:

- The dimensions of floor plans are all structural dimensions in millimeter.
- There may be architectural features and/or exposed pipes on external walls of the residential properties. For details, please refer to the latest approved building plans.
- Common pipes exposed and/or enclosed in cladding are located at/adjacent to flat roof and/or external wall of the residential properties. For details, please refer to the latest approved building plans.
- There are ceiling bulkheads and/or sunken slab at living/dining room, bedrooms, ensuites, study rooms, utility rooms, store rooms, corridors, bathrooms, powder rooms, lavatories and kitchen of some residential units for the air-conditioning system and/or mechanical and electrical services.
- Symbols of fittings and fitments shown in the floor plans, such as bathtubs, sink, water closets, shower, sink counter etc are architectural symbols extracted from the latest approved general building plans for general indication only.
- [*] Inclusive of the thickness of mass concrete fill on sunken slab.

備註：

- 平面圖所列之尺寸數字為以毫米標示之建築尺寸。
- 住宅物業的外牆設有建築裝飾及/或外露喉管。詳細資料請參考最新批准之建築圖則。
- 住宅物業的平台及/或外牆設有外露及/或外牆裝飾板內藏之公用喉管。詳細資料請參考最新批准的建築圖則。
- 部份住宅單位的客/飯廳、睡房、套房、書房、工作間、儲物室、走廊、浴室、客廳洗手間、洗手間及廚房有假天花及/或有跌級樓板用以裝置冷氣系統及/或機電設備。
- 樓面平面圖上所顯示的形象裝置符號，例如浴缸、洗滌盆、坐廁、花灑、洗滌盆櫃乃摘自最新的經批准的建築圖則，並只作一般性標誌。
- [*] 包括跌級樓板上之混凝土填充層厚度。

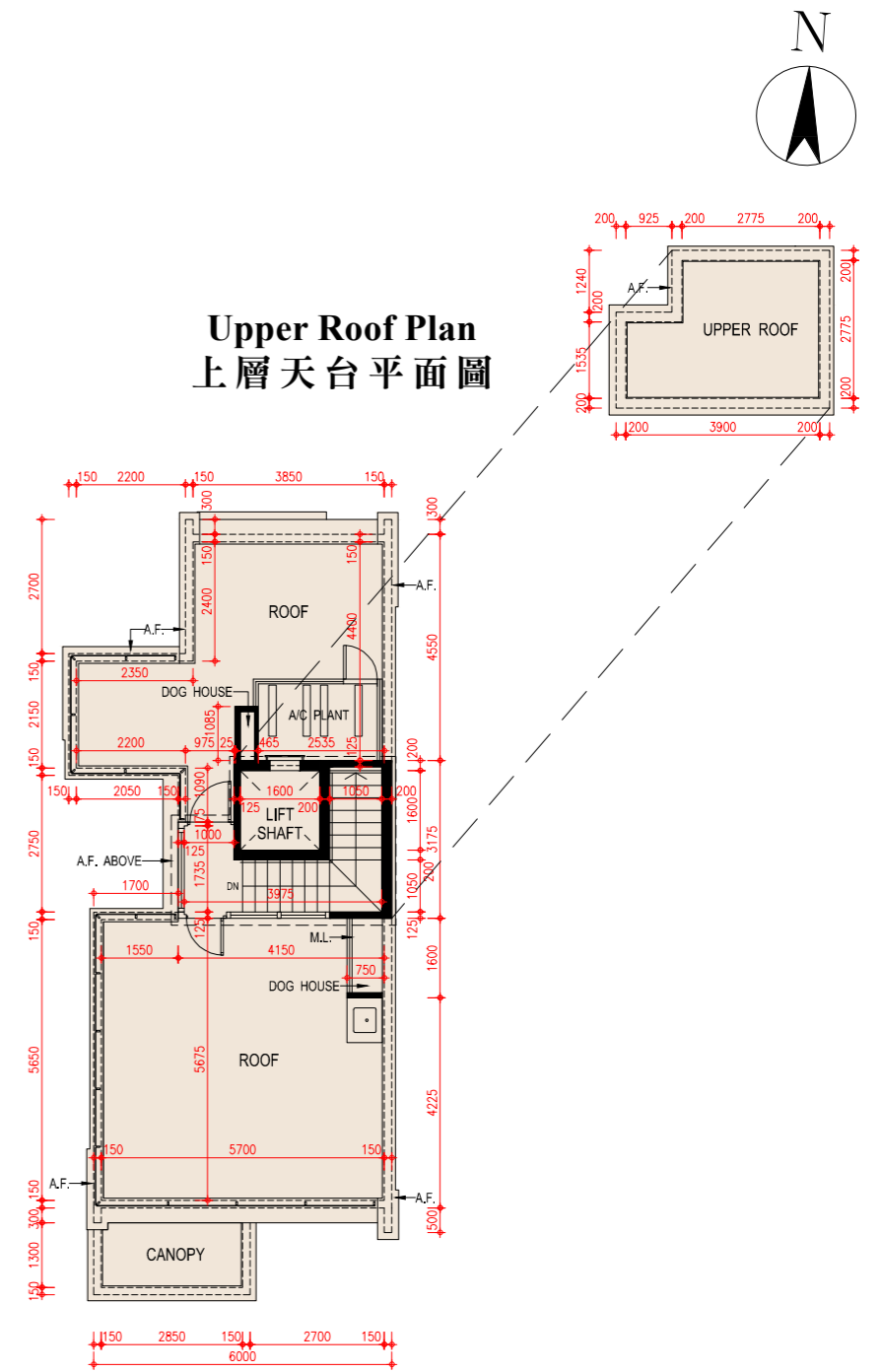
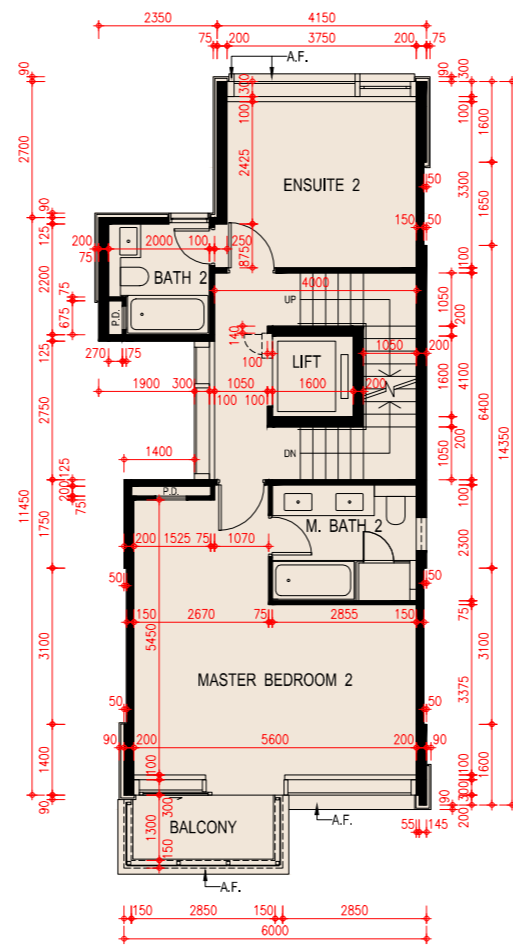
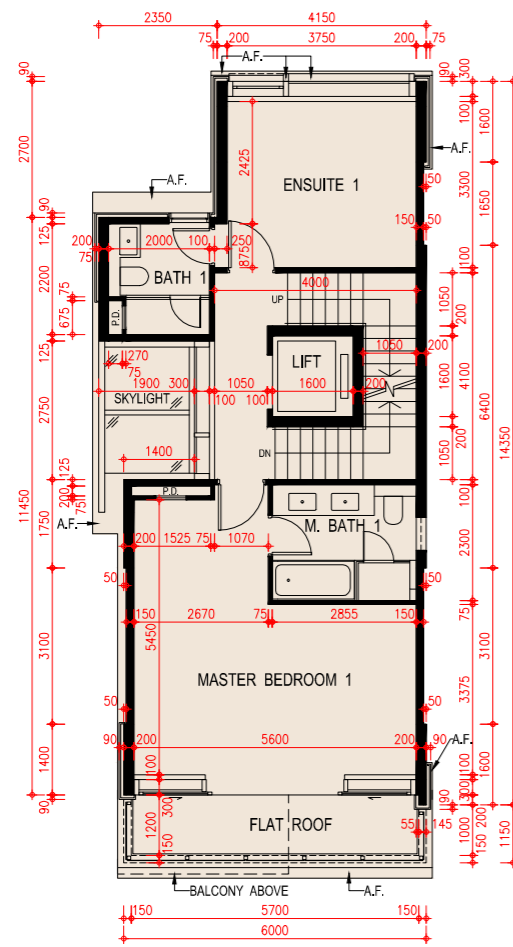


**Basement Plan
地庫平面圖**

**G/F Plan
地下平面圖**

Scale: 0M/米 5M/米
比例: 1:5000

FLOOR PLANS OF RESIDENTIAL PROPERTIES IN THE DEVELOPMENT
 發展項目的住宅物業的樓面平面圖



1/F Plan
 一樓平面圖

2/F Plan
 二樓平面圖

Roof Plan
 天台平面圖

Scale: 0M/米 5M/米
 比例:

FLOOR PLANS OF RESIDENTIAL PROPERTIES IN THE DEVELOPMENT

發展項目的住宅物業的樓面平面圖

House 16 16號洋房

Floor 樓層	The thickness of the floor slabs (excluding plaster) of each House (mm) 每座洋房的樓板(不包括灰泥)的厚度(毫米)	The floor-to-floor height of each House (mm) 每座洋房的層與層之間的高度(毫米)
Basement 地庫	170, 200	4150, 4550, 4850*
G/F 地下	125, 150, 200	3900, 4200, 4500*, 4600*
1/F 1樓	125, 150, 200	3500, 3600
2/F 2樓	125, 150, 200	3500, 3550, 3900*
Roof 天台	150	2350

The internal areas of the residential properties on the upper floors will generally be slightly larger than those on the lower floors because of the reducing thickness of the structural walls on the upper floors.

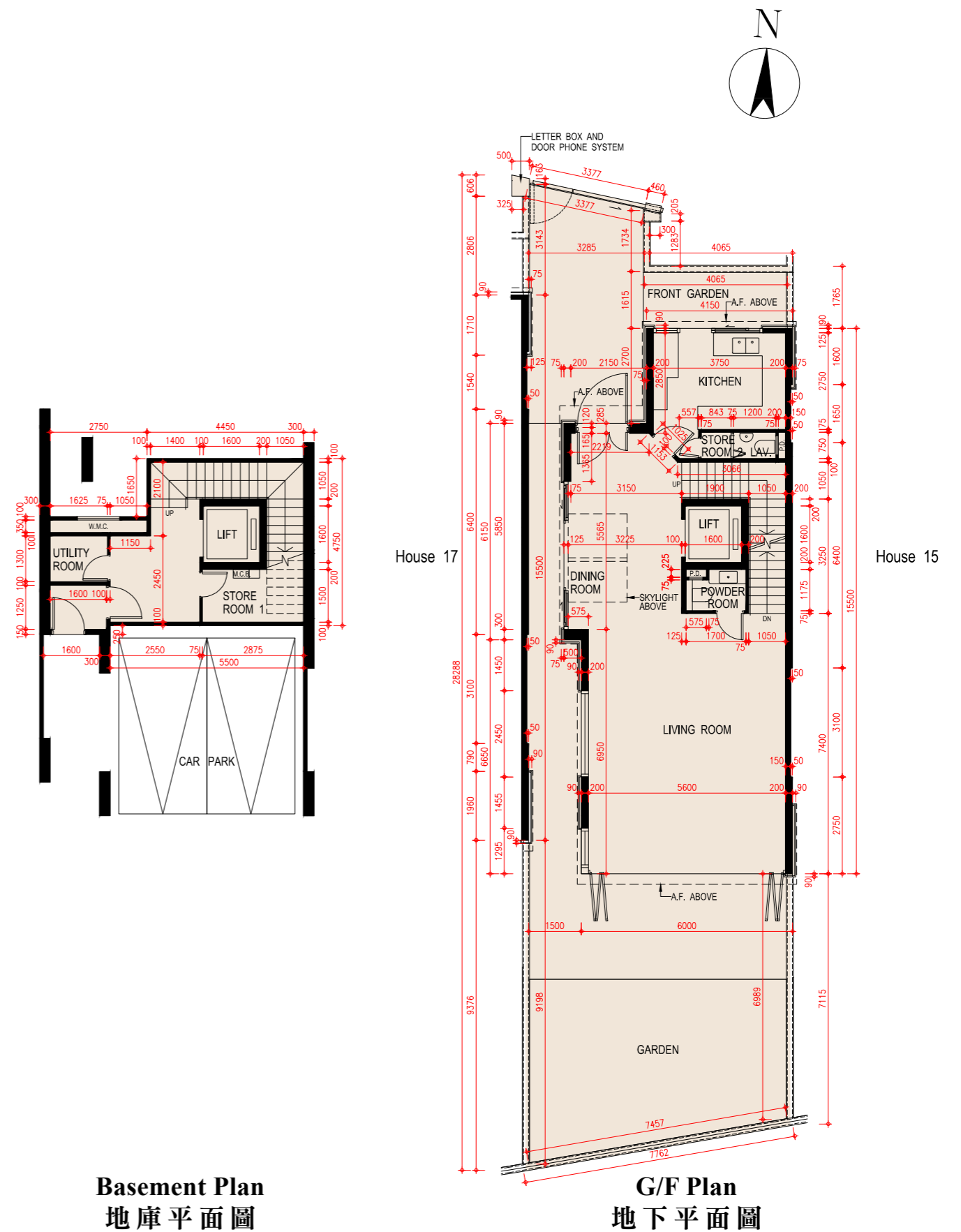
因住宅物業的較高樓層的結構牆的厚度遞減，較高樓層的內部面積，一般比較低樓層的內部面積稍大。

Notes:

- The dimensions of floor plans are all structural dimensions in millimeter.
- There may be architectural features and/or exposed pipes on external walls of the residential properties. For details, please refer to the latest approved building plans.
- Common pipes exposed and/or enclosed in cladding are located at/adjacent to flat roof and/or external wall of the residential properties. For details, please refer to the latest approved building plans.
- There are ceiling bulkheads and/or sunken slab at living/dining room, bedrooms, ensuites, study rooms, utility rooms, store rooms, corridors, bathrooms, powder rooms, lavatories and kitchen of some residential units for the air-conditioning system and/or mechanical and electrical services.
- Symbols of fittings and fitments shown in the floor plans, such as bathtubs, sink, water closets, shower, sink counter etc are architectural symbols extracted from the latest approved general building plans for general indication only.
- [*] Inclusive of the thickness of mass concrete fill on sunken slab.

備註：

- 平面圖所列之尺寸數字為以毫米標示之建築尺寸。
- 住宅物業的外牆設有建築裝飾及/或外露喉管。詳細資料請參考最新批准之建築圖則。
- 住宅物業的平台及/或外牆設有外露及/或外牆裝飾板內藏之公用喉管。詳細資料請參考最新批准的建築圖則。
- 部份住宅單位的客/飯廳、睡房、套房、書房、工作間、儲物室、走廊、浴室、客廳洗手間、洗手間及廚房有假天花及/或有跌級樓板用以裝置冷氣系統及/或機電設備。
- 樓面平面圖上所顯示的形象裝置符號，例如浴缸、洗滌盆、坐廁、花灑、洗滌盆櫃乃摘自最新的經批准的建築圖則，並只作一般性標誌。
- [*] 包括跌級樓板上之混凝土填充層厚度。

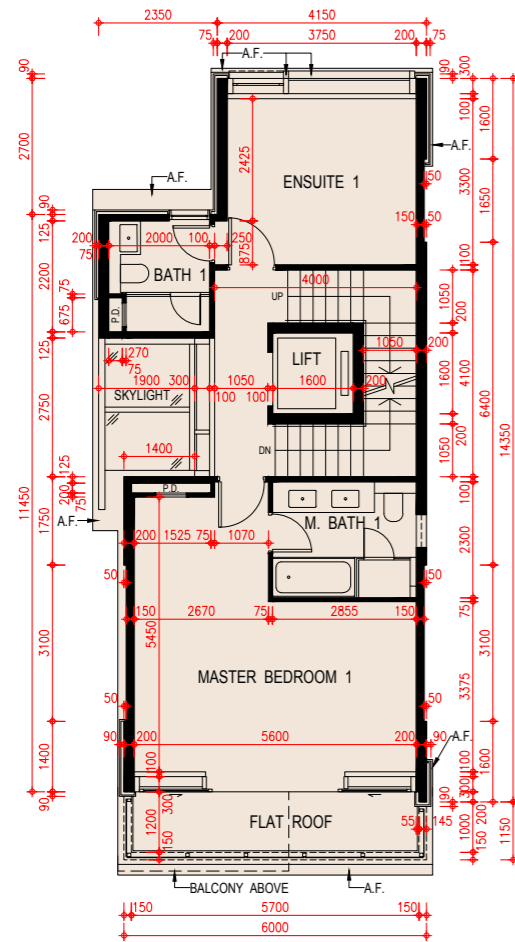


Basement Plan
地庫平面圖

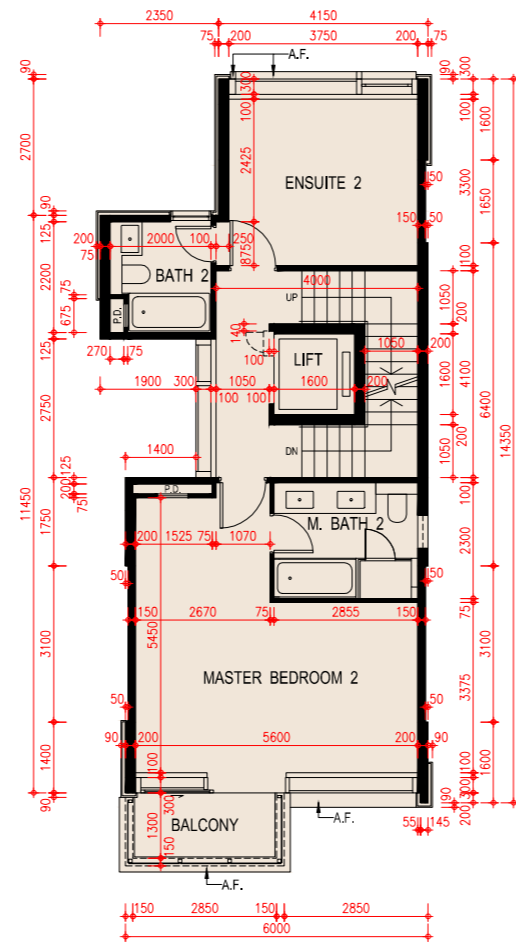
G/F Plan
地下平面圖

Scale: 0M/米 5M/米
比例: 0 5

FLOOR PLANS OF RESIDENTIAL PROPERTIES IN THE DEVELOPMENT
發展項目的住宅物業的樓面平面圖

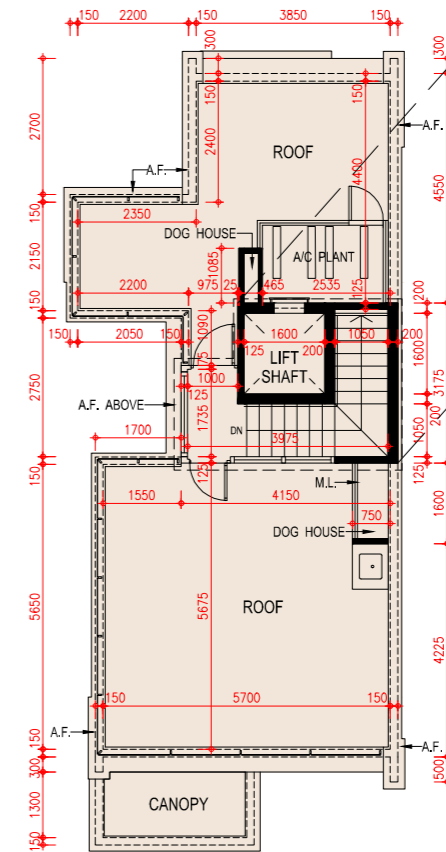


1/F Plan
一樓平面圖

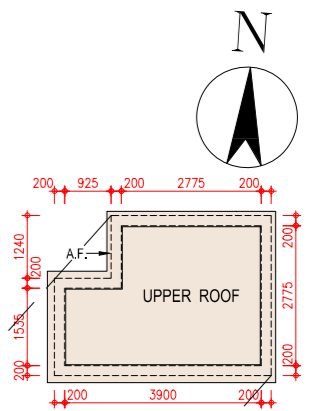


2/F Plan
二樓平面圖

Upper Roof Plan
上層天台平面圖



Roof Plan
天台平面圖



Scale: 0M/米 5M/米
 比例: 1:500

FLOOR PLANS OF RESIDENTIAL PROPERTIES IN THE DEVELOPMENT

發展項目的住宅物業的樓面平面圖

House 17 17號洋房

Floor 樓層	The thickness of the floor slabs (excluding plaster) of each House (mm) 每座洋房的樓板(不包括灰泥)的厚度(毫米)	The floor-to-floor height of each House (mm) 每座洋房的層與層之間的高度(毫米)
Basement 地庫	170, 200	4150, 4550, 4850*
G/F 地下	125, 150, 200	3900, 4200, 4500*, 4600*
1/F 1樓	125, 150, 200	3500, 3600
2/F 2樓	125, 150, 200	3500, 3550, 3900
Roof 天台	150	2350

The internal areas of the residential properties on the upper floors will generally be slightly larger than those on the lower floors because of the reducing thickness of the structural walls on the upper floors.

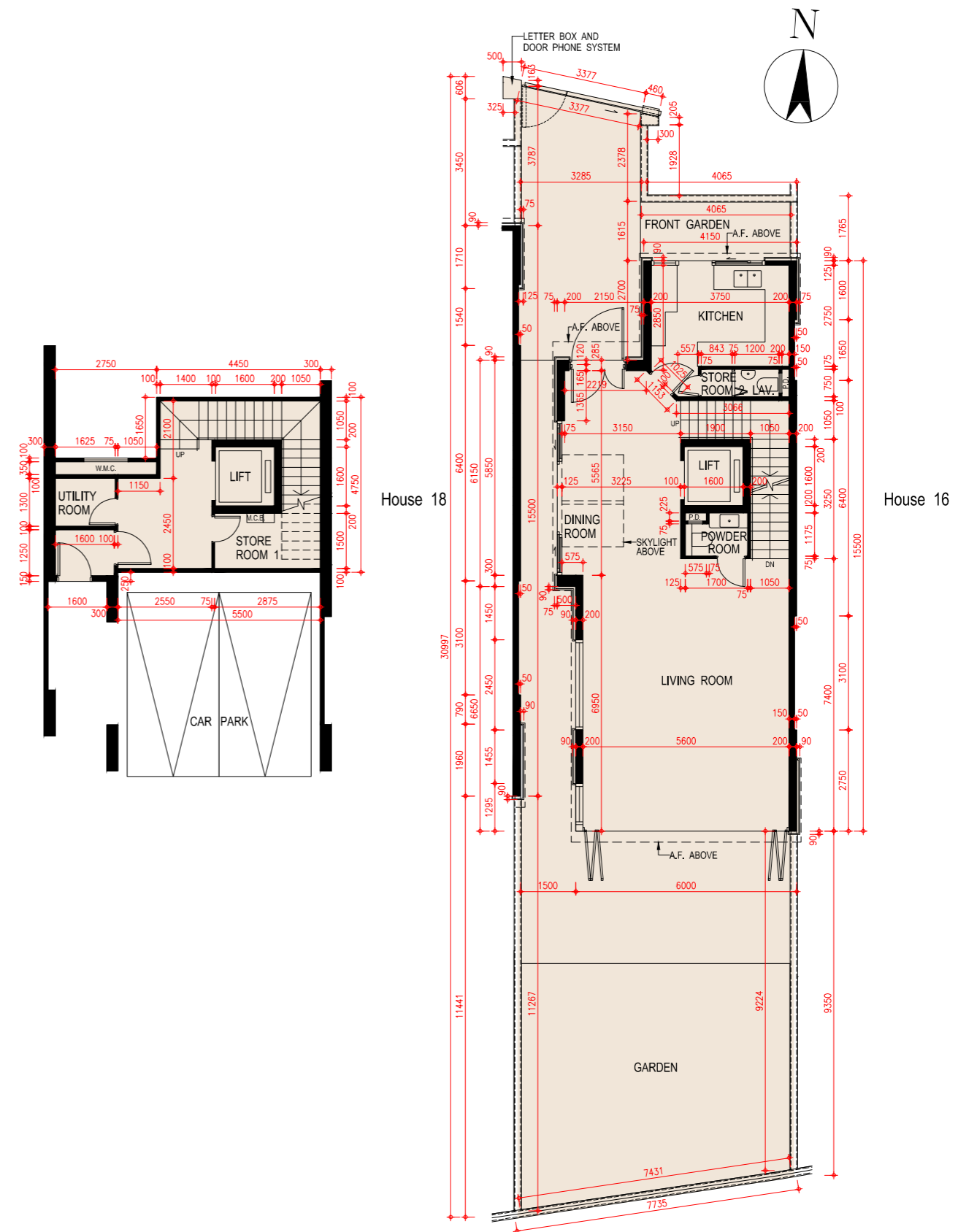
因住宅物業的較高樓層的結構牆的厚度遞減，較高樓層的內部面積，一般比較低樓層的內部面積稍大。

Notes:

- The dimensions of floor plans are all structural dimensions in millimeter.
- There may be architectural features and/or exposed pipes on external walls of the residential properties. For details, please refer to the latest approved building plans.
- Common pipes exposed and/or enclosed in cladding are located at/adjacent to flat roof and/or external wall of the residential properties. For details, please refer to the latest approved building plans.
- There are ceiling bulkheads and/or sunken slab at living/dining room, bedrooms, ensuites, study rooms, utility rooms, store rooms, corridors, bathrooms, powder rooms, lavatories and kitchen of some residential units for the air-conditioning system and/or mechanical and electrical services.
- Symbols of fittings and fitments shown in the floor plans, such as bathtubs, sink, water closets, shower, sink counter etc are architectural symbols extracted from the latest approved general building plans for general indication only.
- [*] Inclusive of the thickness of mass concrete fill on sunken slab.

備註：

- 平面圖所列之尺寸數字為以毫米標示之建築尺寸。
- 住宅物業的外牆設有建築裝飾及/或外露喉管。詳細資料請參考最新批准之建築圖則。
- 住宅物業的平台及/或外牆設有外露及/或外牆裝飾板內藏之公用喉管。詳細資料請參考最新批准的建築圖則。
- 部份住宅單位的客/飯廳、睡房、套房、書房、工作間、儲物室、走廊、浴室、客廳洗手間、洗手間及廚房有假天花及/或有跌級樓板用以裝置冷氣系統及/或機電設備。
- 樓面平面圖上所顯示的形象裝置符號，例如浴缸、洗滌盆、坐廁、花灑、洗滌盆櫃乃摘自最新的經批准的建築圖則，並只作一般性標誌。
- [*] 包括跌級樓板上之混凝土填充層厚度。

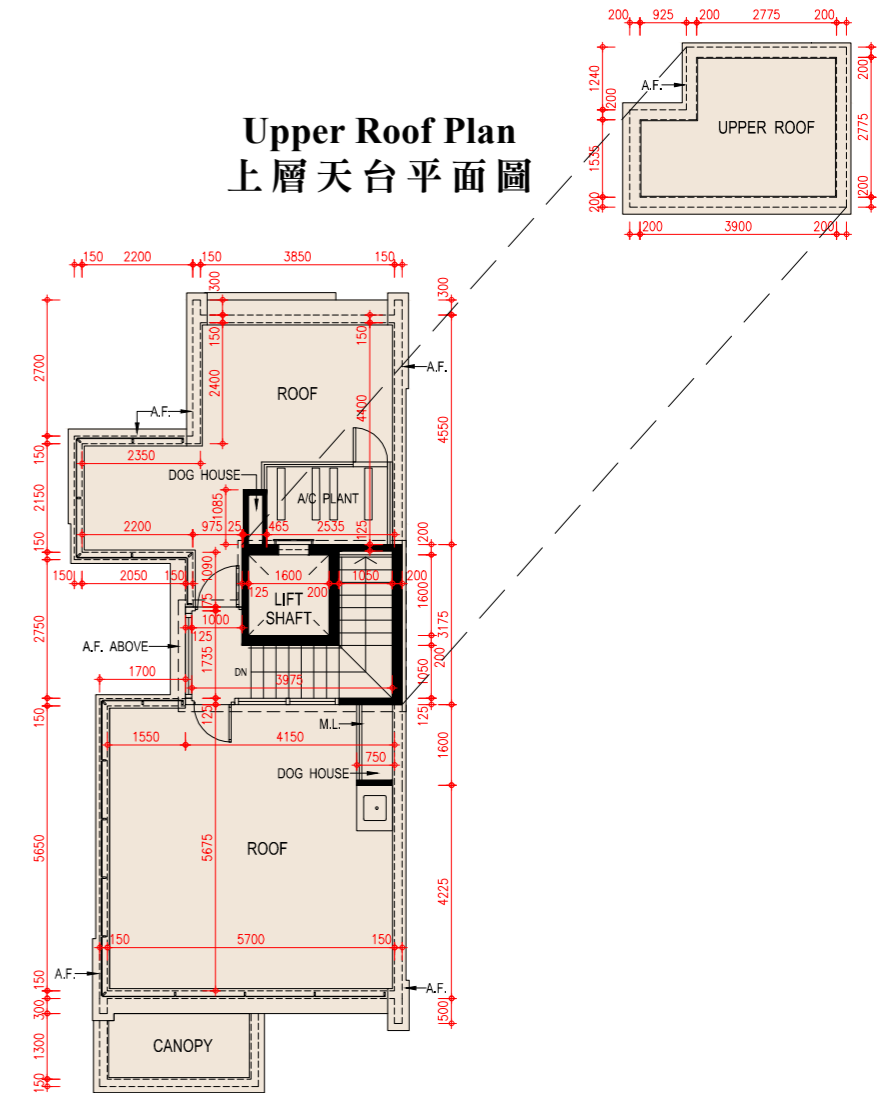
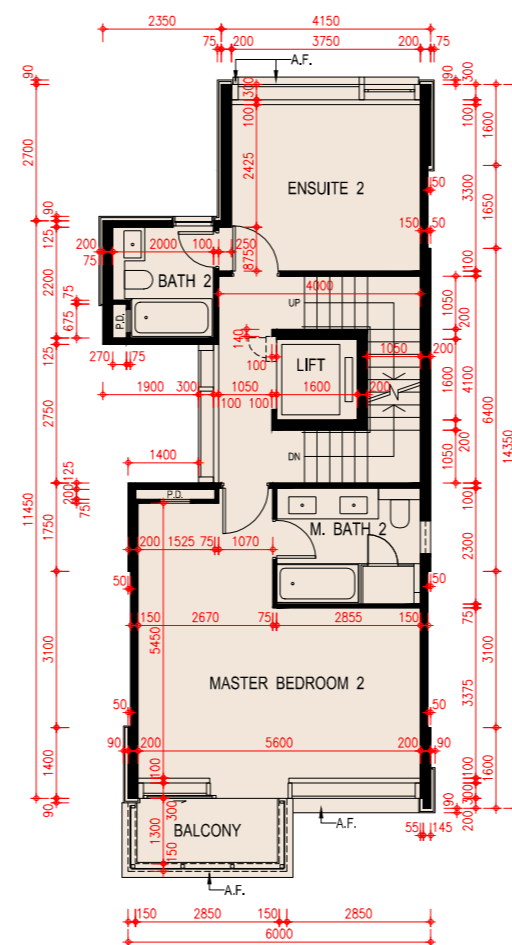
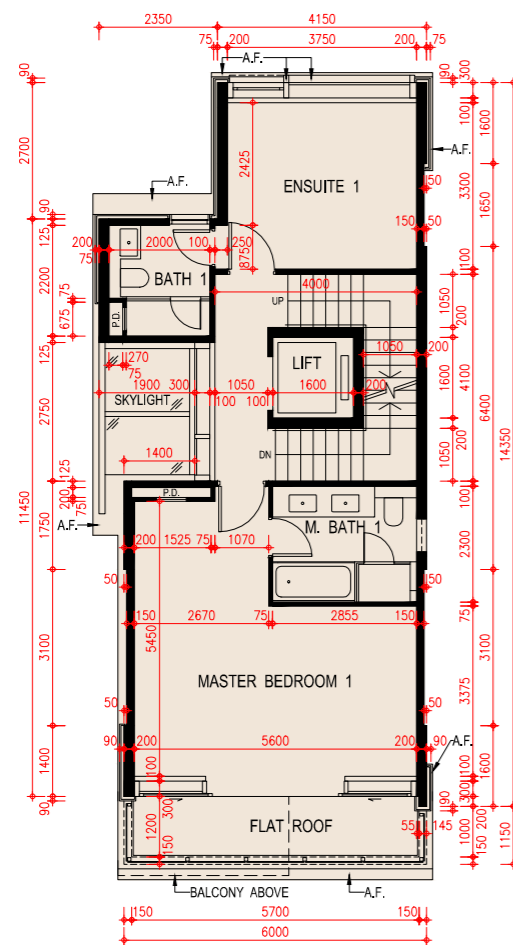
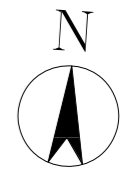


Basement Plan
地庫平面圖

G/F Plan
地下平面圖

Scale: 0M/米 5M/米
比例:

FLOOR PLANS OF RESIDENTIAL PROPERTIES IN THE DEVELOPMENT
發展項目的住宅物業的樓面平面圖



1/F Plan
一樓平面圖

2/F Plan
二樓平面圖

Roof Plan
天台平面圖

Scale: 0M/米 5M/米
比例:

FLOOR PLANS OF RESIDENTIAL PROPERTIES IN THE DEVELOPMENT

發展項目的住宅物業的樓面平面圖

House 18 18號洋房

Floor 樓層	The thickness of the floor slabs (excluding plaster) of each House (mm) 每座洋房的樓板(不包括灰泥)的厚度(毫米)	The floor-to-floor height of each House (mm) 每座洋房的層與層之間的高度(毫米)
Basement 地庫	170, 200	4150, 4550, 4850*
G/F 地下	125, 150, 200	3900, 4200, 4500*, 4600*
1/F 1樓	125, 150, 200	3500, 3600
2/F 2樓	125, 150, 200	3500, 3550, 3900
Roof 天台	150	2350

The internal areas of the residential properties on the upper floors will generally be slightly larger than those on the lower floors because of the reducing thickness of the structural walls on the upper floors.

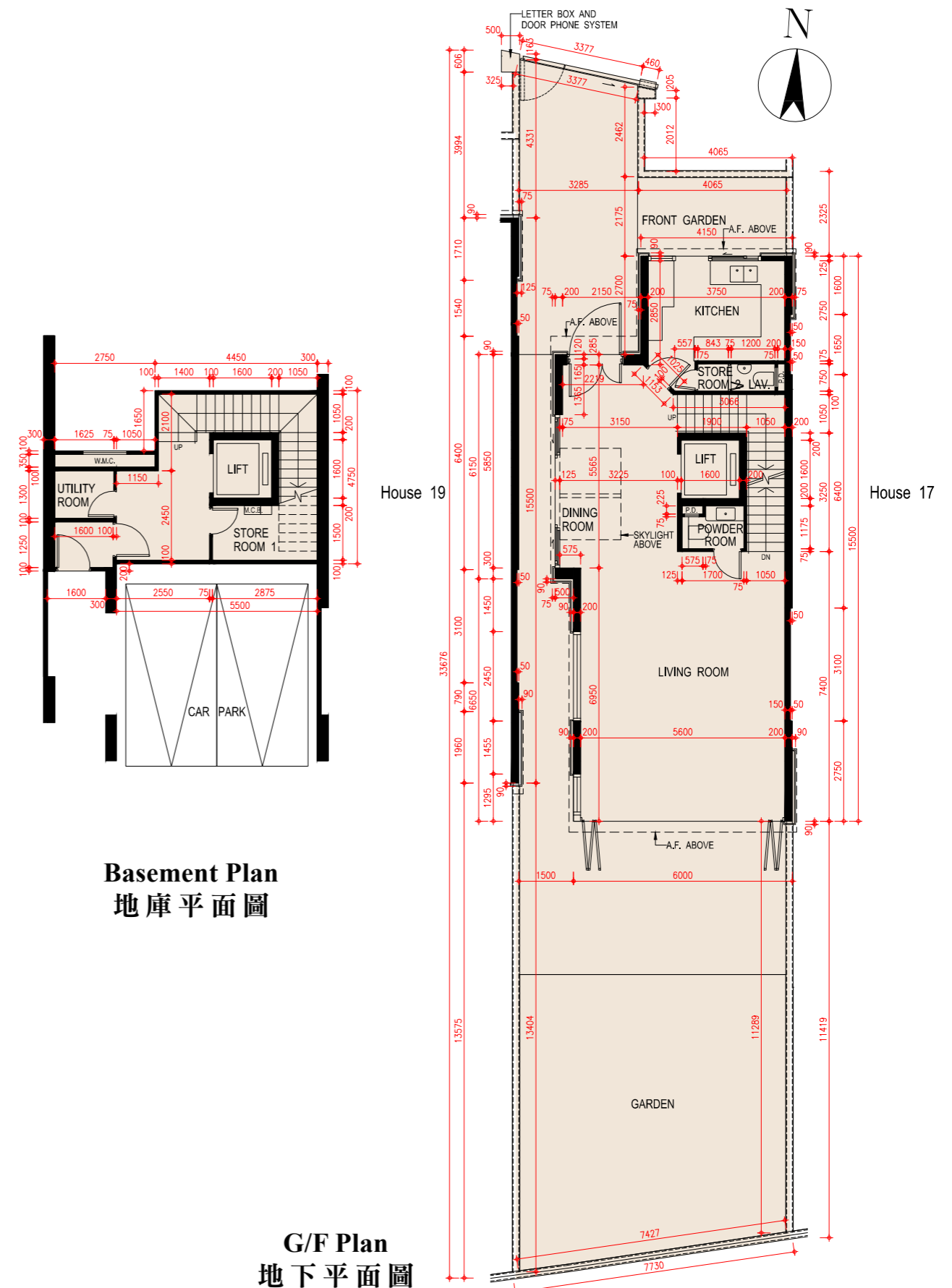
因住宅物業的較高樓層的結構牆的厚度遞減，較高樓層的內部面積，一般比較低樓層的內部面積稍大。

Notes:

- The dimensions of floor plans are all structural dimensions in millimeter.
- There may be architectural features and/or exposed pipes on external walls of the residential properties. For details, please refer to the latest approved building plans.
- Common pipes exposed and/or enclosed in cladding are located at/adjacent to flat roof and/or external wall of the residential properties. For details, please refer to the latest approved building plans.
- There are ceiling bulkheads and/or sunken slab at living/dining room, bedrooms, ensuites, study rooms, utility rooms, store rooms, corridors, bathrooms, powder rooms, lavatories and kitchen of some residential units for the air-conditioning system and/or mechanical and electrical services.
- Symbols of fittings and fitments shown in the floor plans, such as bathtubs, sink, water closets, shower, sink counter etc are architectural symbols extracted from the latest approved general building plans for general indication only.
- [*] Inclusive of the thickness of mass concrete fill on sunken slab.

備註：

- 平面圖所列之尺寸數字為以毫米標示之建築尺寸。
- 住宅物業的外牆設有建築裝飾及/或外露喉管。詳細資料請參考最新批准之建築圖則。
- 住宅物業的平台及/或外牆設有外露及/或外牆裝飾板內藏之公用喉管。詳細資料請參考最新批准的建築圖則。
- 部份住宅單位的客/飯廳、睡房、套房、書房、工作間、儲物室、走廊、浴室、客廳洗手間、洗手間及廚房有假天花及/或有跌級樓板用以裝置冷氣系統及/或機電設備。
- 樓面平面圖上所顯示的形象裝置符號，例如浴缸、洗滌盆、坐廁、花灑、洗滌盆櫃乃摘自最新的經批准的建築圖則，並只作一般性標誌。
- [*] 包括跌級樓板上之混凝土填充層厚度。

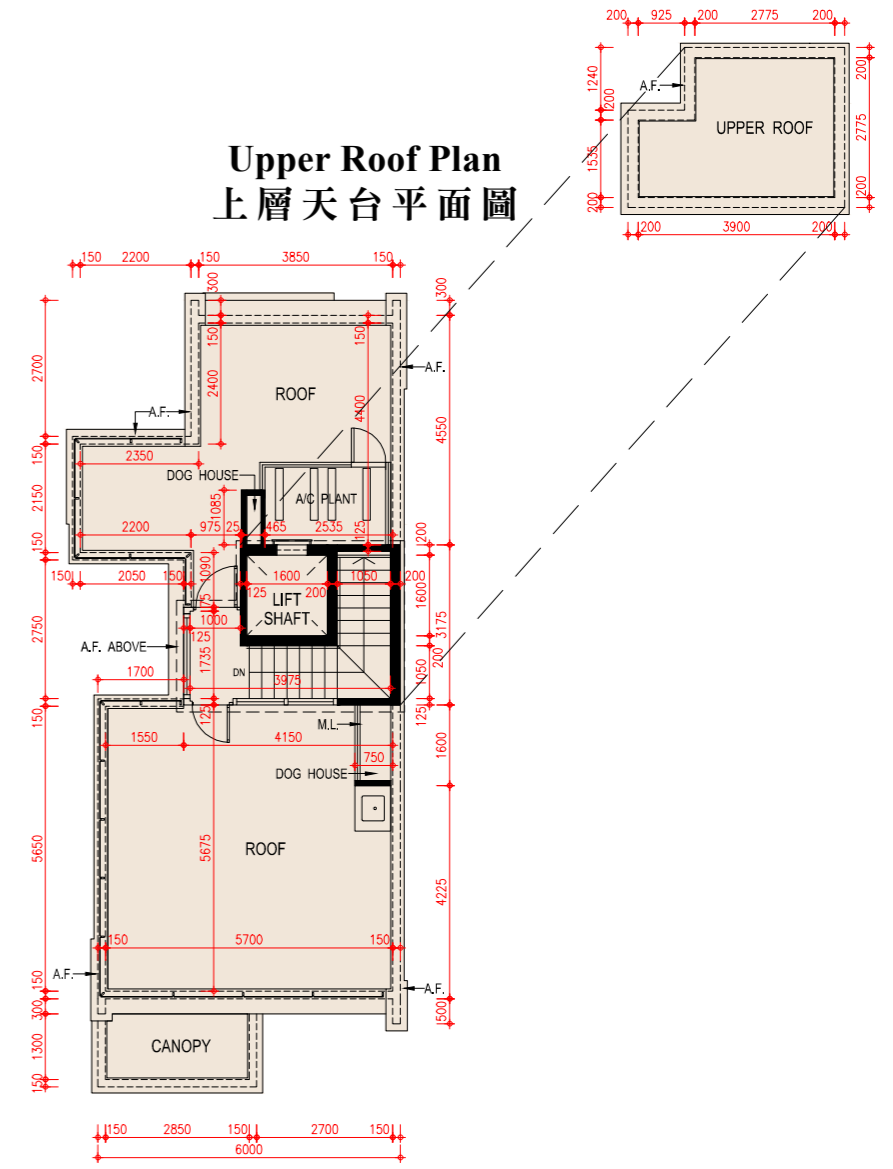
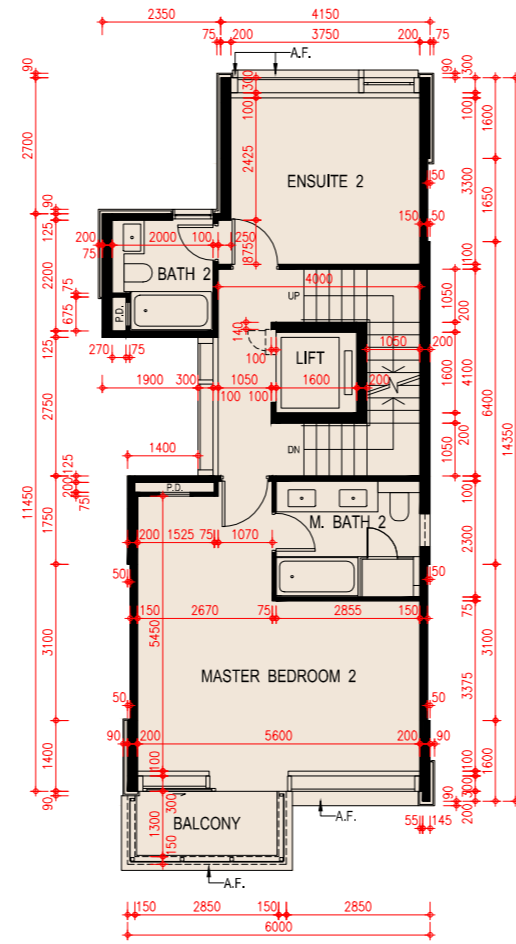
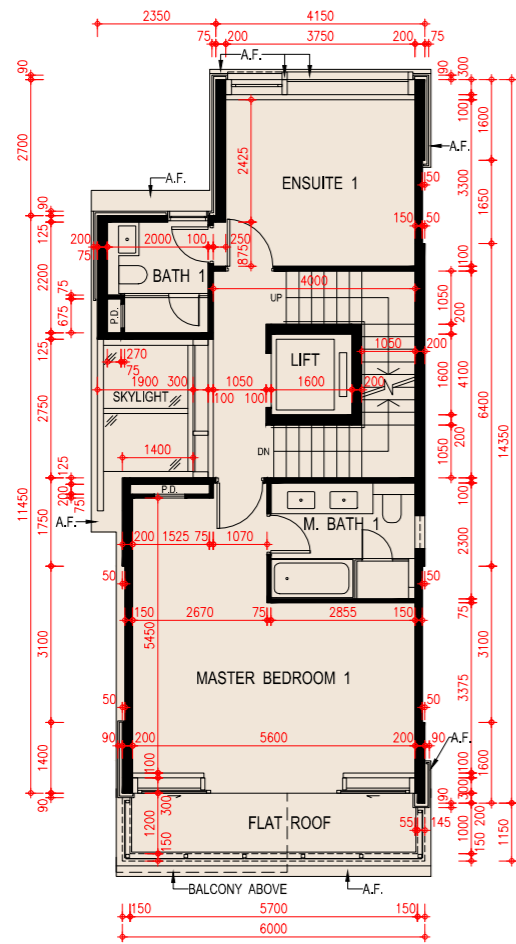
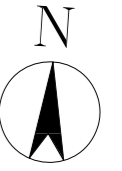


Basement Plan
地庫平面圖

G/F Plan
地下平面圖

Scale: 0M/米
比例: 0 5M/米

FLOOR PLANS OF RESIDENTIAL PROPERTIES IN THE DEVELOPMENT
發展項目的住宅物業的樓面平面圖



1/F Plan
一樓平面圖

2/F Plan
二樓平面圖

Roof Plan
天台平面圖

Scale: 0M/米 5M/米
比例:

FLOOR PLANS OF RESIDENTIAL PROPERTIES IN THE DEVELOPMENT

發展項目的住宅物業的樓面平面圖

House 19 19號洋房

Floor 樓層	The thickness of the floor slabs (excluding plaster) of each House (mm) 每座洋房的樓板(不包括灰泥)的厚度(毫米)	The floor-to-floor height of each House (mm) 每座洋房的層與層之間的高度(毫米)
Basement 地庫	170, 200	4150, 4550, 4850*
G/F 地下	125, 150, 200	3900, 4200, 4500*, 4600*
1/F 1樓	125, 150, 200	3500, 3600, 3900
2/F 2樓	125, 150, 200	3500, 3550
Roof 天台	150	2350

The internal areas of the residential properties on the upper floors will generally be slightly larger than those on the lower floors because of the reducing thickness of the structural walls on the upper floors.

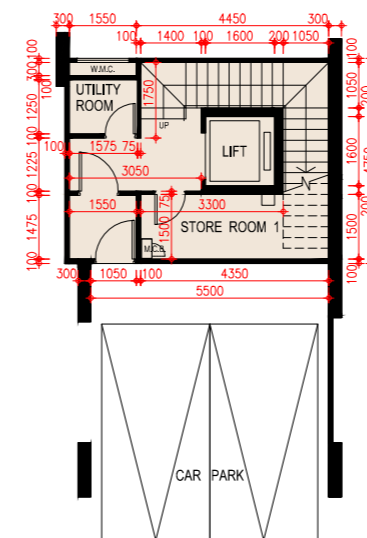
因住宅物業的較高樓層的結構牆的厚度遞減，較高樓層的內部面積，一般比較低樓層的內部面積稍大。

Notes:

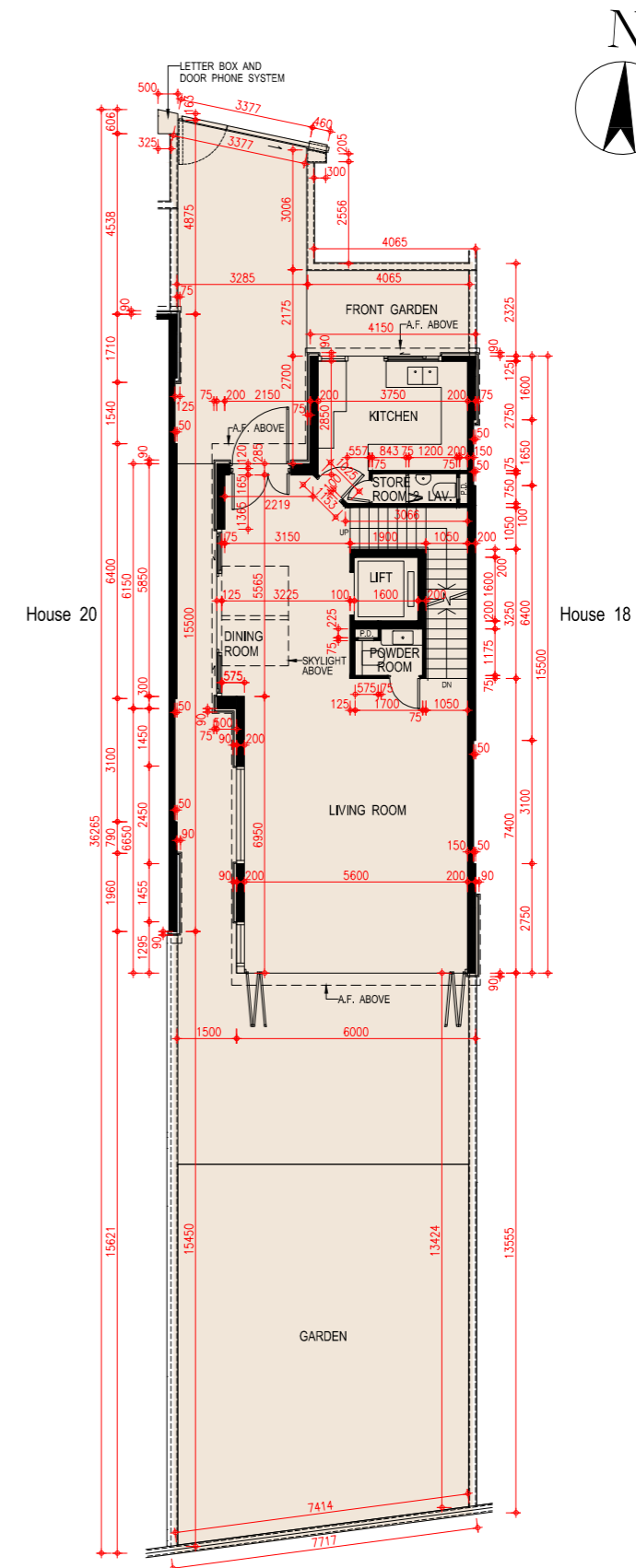
- The dimensions of floor plans are all structural dimensions in millimeter.
- There may be architectural features and/or exposed pipes on external walls of the residential properties. For details, please refer to the latest approved building plans.
- Common pipes exposed and/or enclosed in cladding are located at/adjacent to flat roof and/or external wall of the residential properties. For details, please refer to the latest approved building plans.
- There are ceiling bulkheads and/or sunken slab at living/dining room, bedrooms, ensuites, study rooms, utility rooms, store rooms, corridors, bathrooms, powder rooms, lavatories and kitchen of some residential units for the air-conditioning system and/or mechanical and electrical services.
- Symbols of fittings and fitments shown in the floor plans, such as bathtubs, sink, water closets, shower, sink counter etc are architectural symbols extracted from the latest approved general building plans for general indication only.
- [*] Inclusive of the thickness of mass concrete fill on sunken slab.

備註：

- 平面圖所列之尺寸數字為以毫米標示之建築尺寸。
- 住宅物業的外牆設有建築裝飾及/或外露喉管。詳細資料請參考最新批准之建築圖則。
- 住宅物業的平台及/或外牆設有外露及/或外牆裝飾板內藏之公用喉管。詳細資料請參考最新批准的建築圖則。
- 部份住宅單位的客/飯廳、睡房、套房、書房、工作間、儲物室、走廊、浴室、客廳洗手間、洗手間及廚房有假天花及/或有跌級樓板用以裝置冷氣系統及/或機電設備。
- 樓面平面圖上所顯示的形象裝置符號，例如浴缸、洗滌盆、坐廁、花灑、洗滌盆櫃乃摘自最新的經批准的建築圖則，並只作一般性標誌。
- [*] 包括跌級樓板上之混凝土填充層厚度。



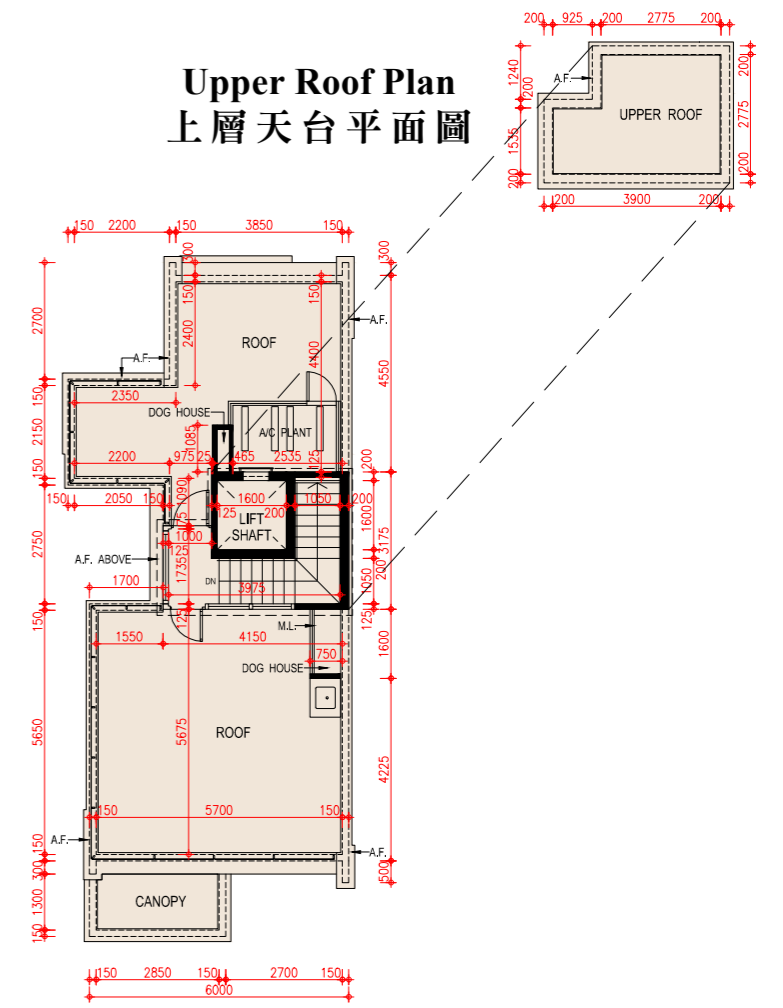
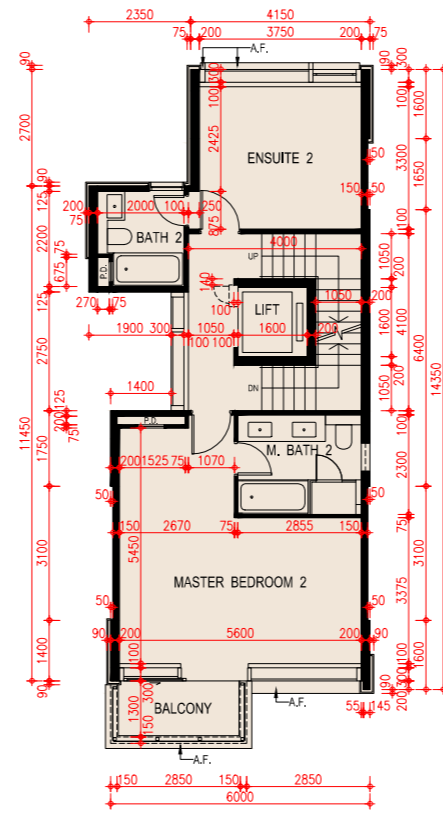
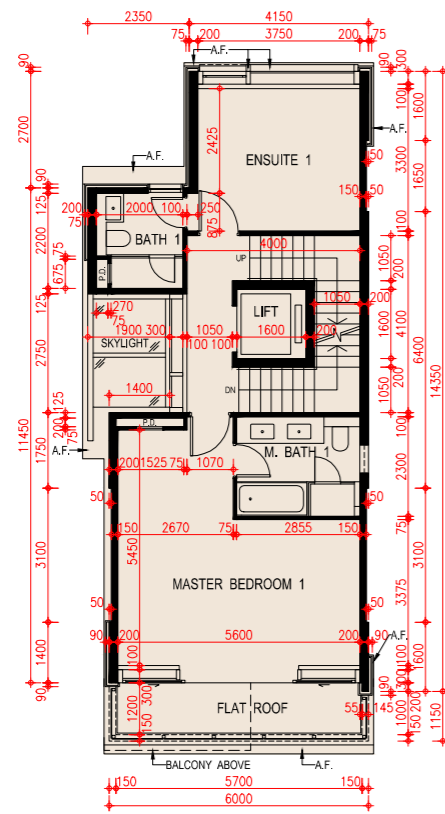
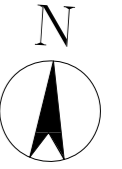
Basement Plan
地庫平面圖



G/F Plan
地下平面圖

Scale: 0M/米 5M/米
比例: 1:5000

FLOOR PLANS OF RESIDENTIAL PROPERTIES IN THE DEVELOPMENT
發展項目的住宅物業的樓面平面圖



Scale: 0M/米 5M/米
比例:

FLOOR PLANS OF RESIDENTIAL PROPERTIES IN THE DEVELOPMENT

發展項目的住宅物業的樓面平面圖

House 20 20號洋房

Floor 樓層	The thickness of the floor slabs (excluding plaster) of each House (mm) 每座洋房的樓板(不包括灰泥)的厚度(毫米)	The floor-to-floor height of each House (mm) 每座洋房的層與層之間的高度(毫米)
Basement 地庫	170, 200	4150, 4550, 4750*, 4850*
G/F 地下	125, 150, 200	3900, 4200, 4500*, 4600*
1/F 1樓	125, 150, 200	3500, 3600
2/F 2樓	125, 150, 200	3500, 3550, 3900
Roof 天台	150	2350

The internal areas of the residential properties on the upper floors will generally be slightly larger than those on the lower floors because of the reducing thickness of the structural walls on the upper floors.

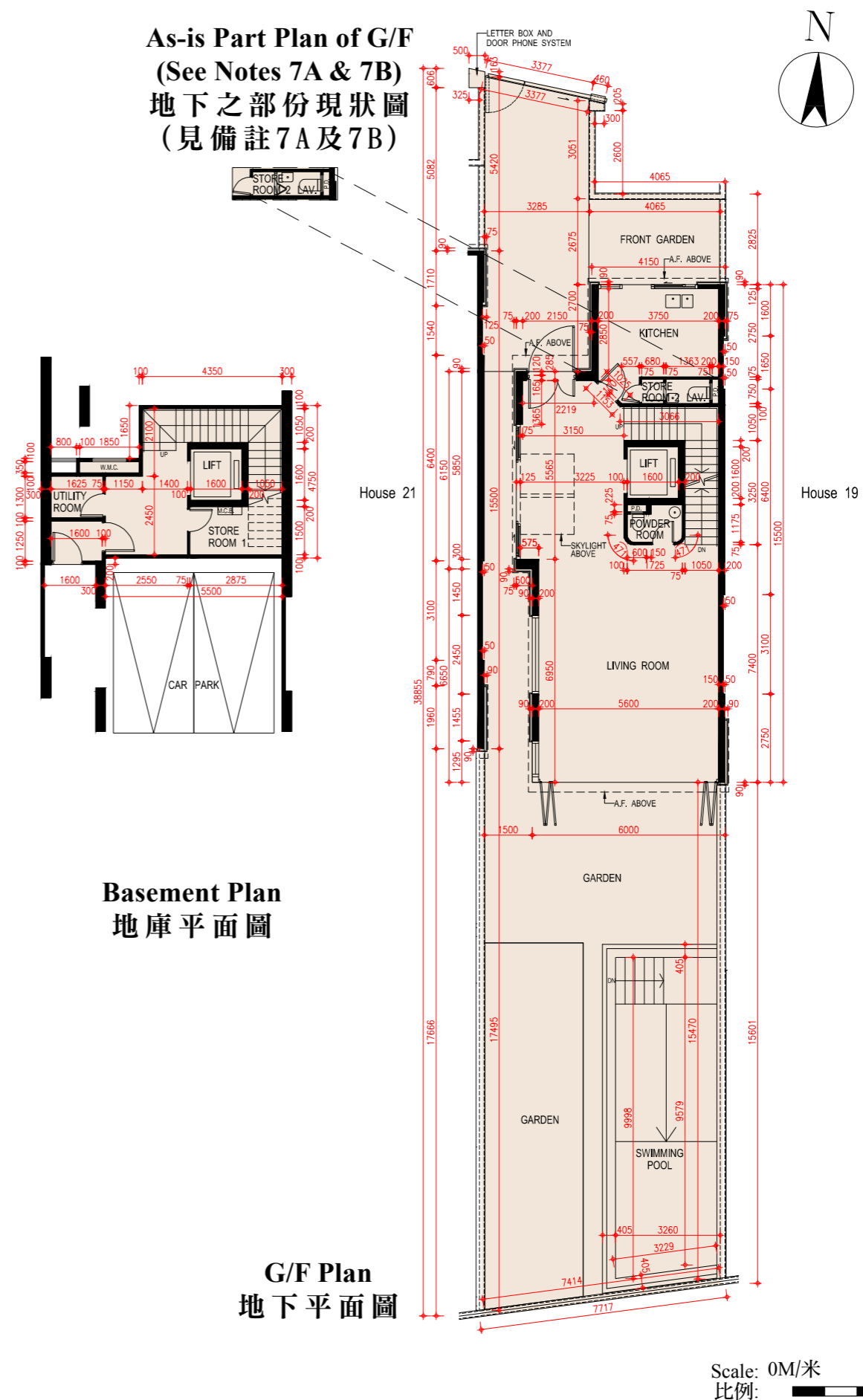
因住宅物業的較高樓層的結構牆的厚度遞減，較高樓層的內部面積，一般比較低樓層的內部面積稍大。

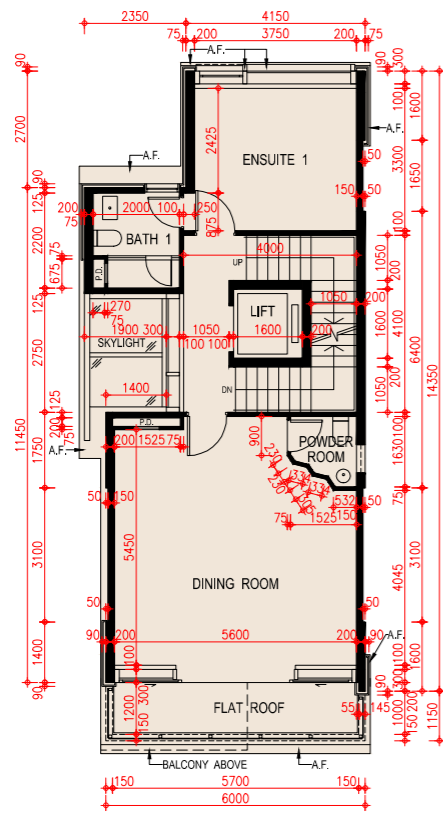
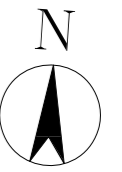
Notes:

- The dimensions of floor plans are all structural dimensions in millimeter.
- There may be architectural features and/or exposed pipes on external walls of the residential properties. For details, please refer to the latest approved building plans.
- Common pipes exposed and/or enclosed in cladding are located at/adjacent to flat roof and/or external wall of the residential properties. For details, please refer to the latest approved building plans.
- There are ceiling bulkheads and/or sunken slab at living/dining room, bedrooms, ensuites, study rooms, utility rooms, store rooms, corridors, bathrooms, powder rooms, lavatories and kitchen of some residential units for the air-conditioning system and/or mechanical and electrical services.
- Symbols of fittings and fitments shown in the floor plans, such as bathtubs, sink, water closets, shower, sink counter etc are architectural symbols extracted from the latest approved general building plans for general indication only.
- [*] Inclusive of the thickness of mass concrete fill on sunken slab.
- House 20 has been altered by way of minor works or exempted works under the Buildings Ordinance after the completion of the Development. The latest condition of which is shown on the relevant floor plans. The alterations are as follows:
A. Adjustments have been made to the door of Lavatory at G/F.
B. Adjustments have been made to the wash basin of Lavatory at G/F.
C. Glass partitions have been added to the of Master Bathroom at 2/F.

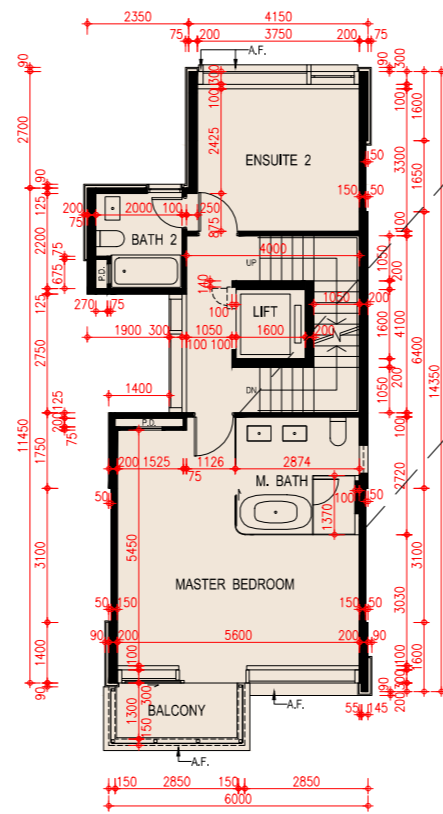
備註:

- 平面圖所列之尺寸數字為以毫米標示之建築尺寸。
- 住宅物業的外牆設有建築裝飾及/或外露喉管。詳細資料請參考最新批准之建築圖則。
- 住宅物業的平台及/或外牆設有外露及/或外牆裝飾板內藏之公用喉管。詳細資料請參考最新批准的建築圖則。
- 部份住宅單位的客/飯廳、睡房、套房、書房、工作間、儲物室、走廊、浴室、客廳洗手間、洗手間及廚房有假天花及/或有跌級樓板用以裝置冷氣系統及/或機電設備。
- 樓面平面圖上所顯示的形象裝置符號，例如浴缸、洗滌盆、坐廁、花灑、洗滌盆櫃乃摘自最新的經批准的建築圖則，並只作一般性標誌。
- [*] 包括跌級樓板上之混凝土填充層厚度。
- 20號洋房在發展項目落成後進行小型工程或獲《建築物條例》豁免的工程而有所改動。現狀請參考有關平面圖，該等改動如下：
A. 地下洗手間的門已被改動。
B. 地下洗手間的洗手盆已被改動。
C. 2樓主人浴室已加建玻璃間隔。



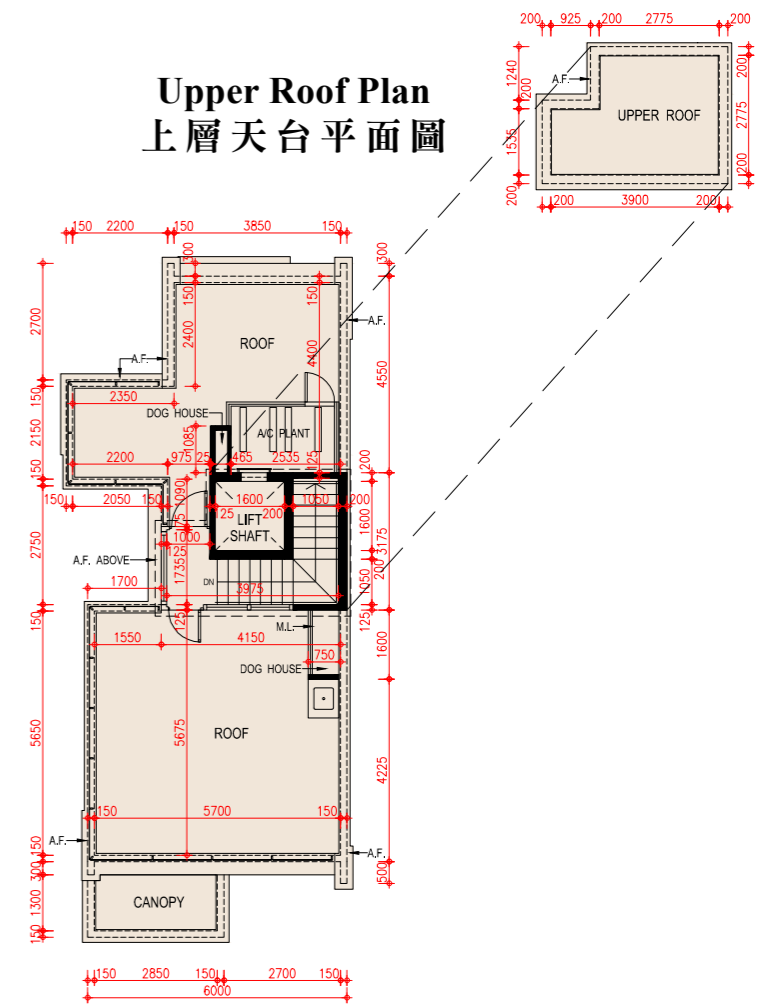
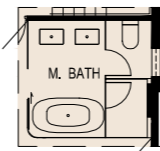


1/F Plan
一樓平面圖



2/F Plan
二樓平面圖

As-is Part Plan of 2/F
(See Notes 7C)
二樓之部份現狀圖
(見備註7C)



Roof Plan
天台平面圖

FLOOR PLANS OF RESIDENTIAL PROPERTIES IN THE DEVELOPMENT

發展項目的住宅物業的樓面平面圖

House 21 21號洋房

Floor 樓層	The thickness of the floor slabs (excluding plaster) of each House (mm) 每座洋房的樓板(不包括灰泥)的厚度(毫米)	The floor-to-floor height of each House (mm) 每座洋房的層與層之間的高度(毫米)
Basement 地庫	170, 200	4150, 4550, 4750*, 4850*
G/F 地下	125, 150, 200	3900, 4200, 4500*, 4600*
1/F 1樓	125, 150, 200	3500, 3600
2/F 2樓	125, 150, 200	3500, 3550, 3900
Roof 天台	150	2350

The internal areas of the residential properties on the upper floors will generally be slightly larger than those on the lower floors because of the reducing thickness of the structural walls on the upper floors.

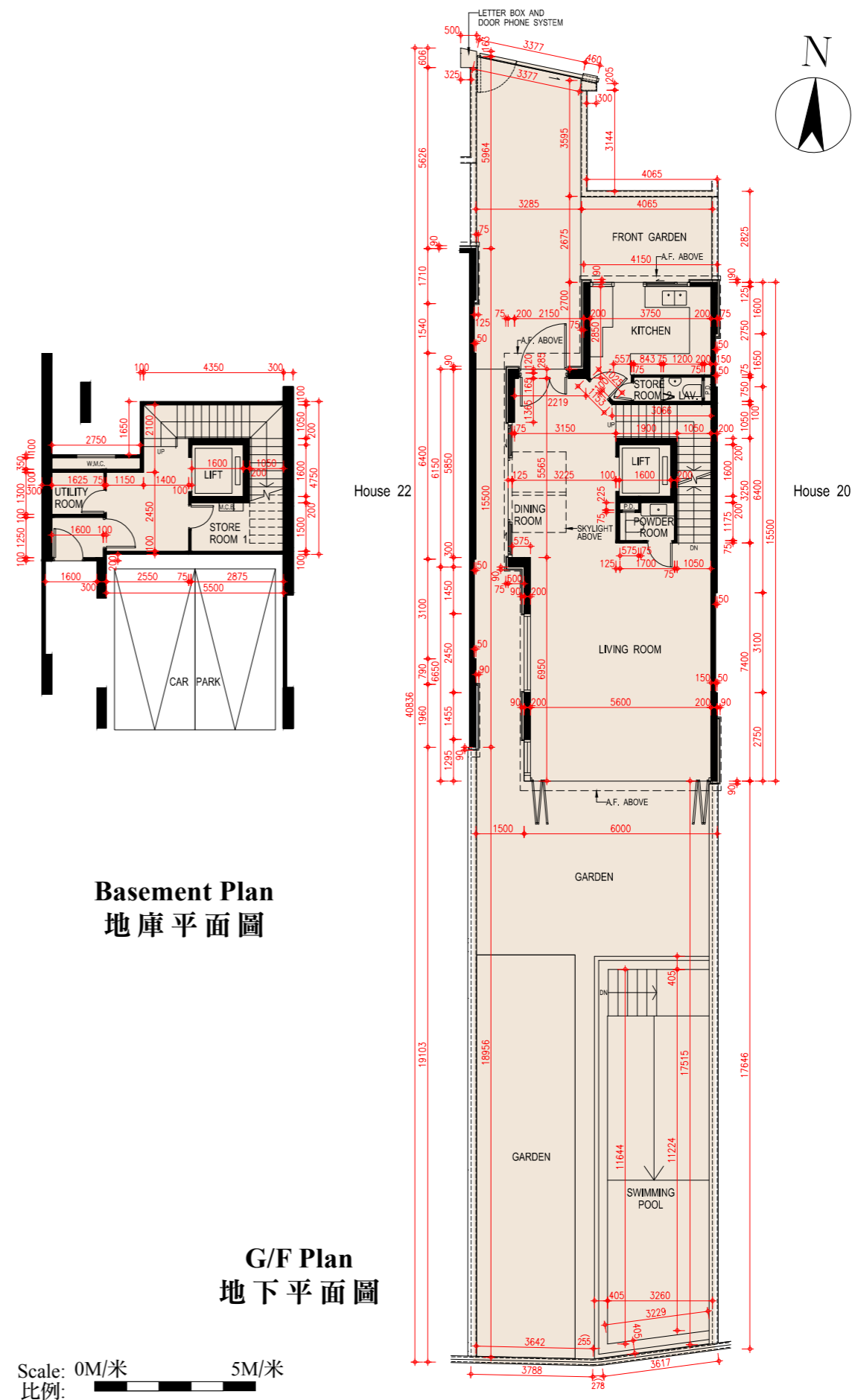
因住宅物業的較高樓層的結構牆的厚度遞減，較高樓層的內部面積，一般比較低樓層的內部面積稍大。

Notes:

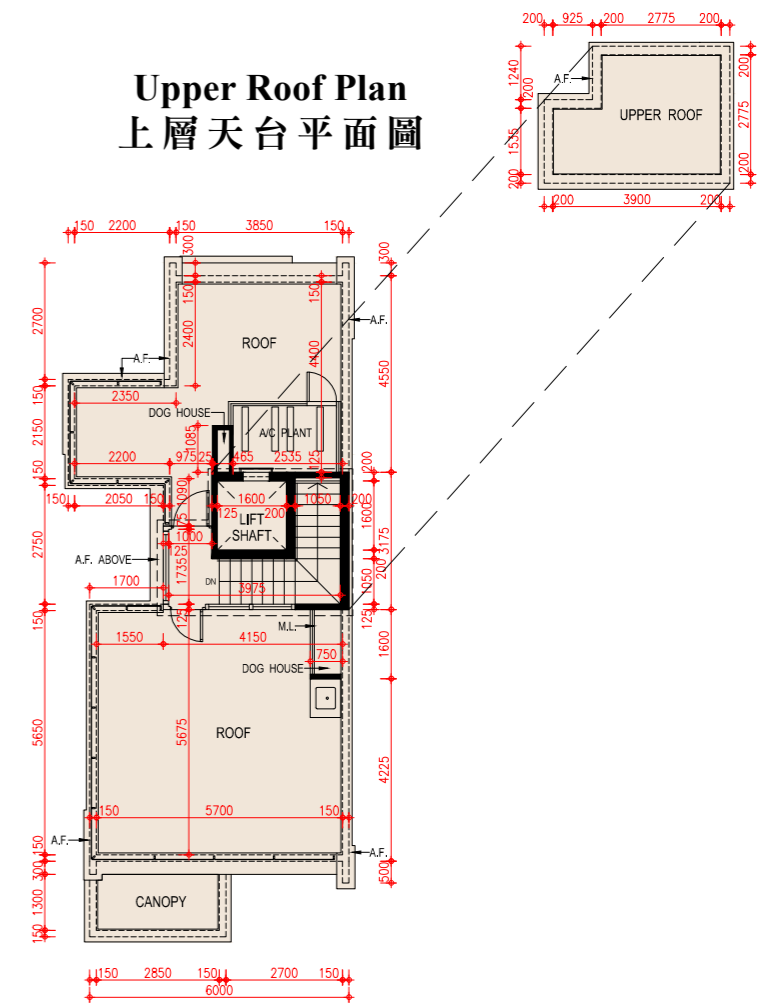
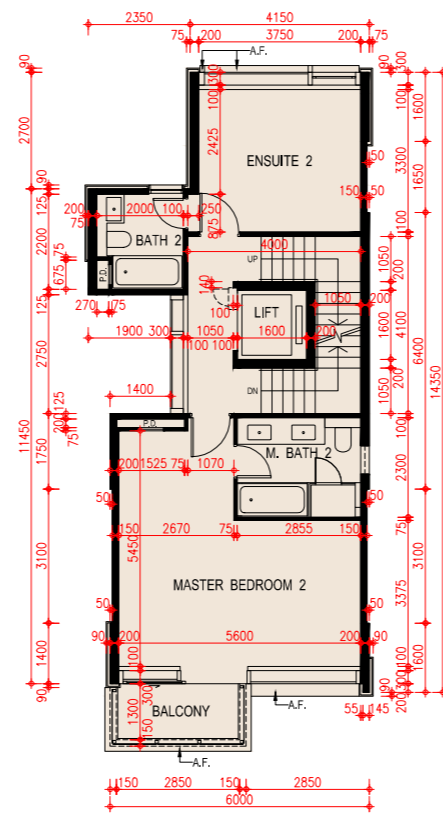
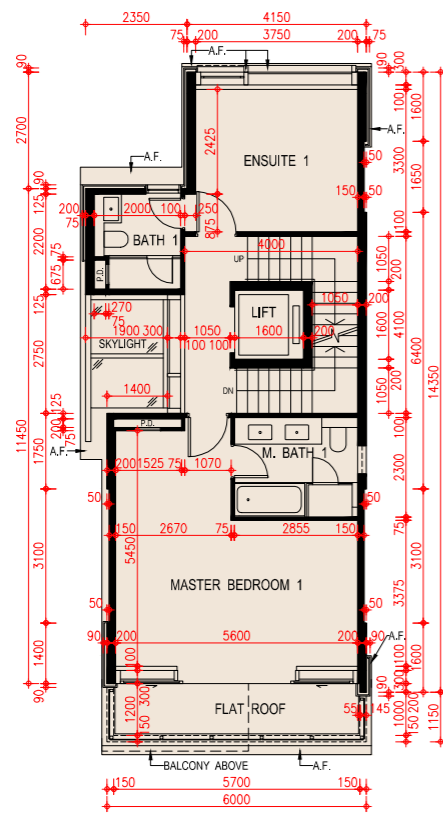
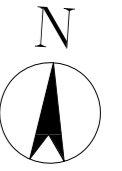
- The dimensions of floor plans are all structural dimensions in millimeter.
- There may be architectural features and/or exposed pipes on external walls of the residential properties. For details, please refer to the latest approved building plans.
- Common pipes exposed and/or enclosed in cladding are located at/adjacent to flat roof and/or external wall of the residential properties. For details, please refer to the latest approved building plans.
- There are ceiling bulkheads and/or sunken slab at living/dining room, bedrooms, ensuites, study rooms, utility rooms, store rooms, corridors, bathrooms, powder rooms, lavatories and kitchen of some residential units for the air-conditioning system and/or mechanical and electrical services.
- Symbols of fittings and fitments shown in the floor plans, such as bathtubs, sink, water closets, shower, sink counter etc are architectural symbols extracted from the latest approved general building plans for general indication only.
- [*] Inclusive of the thickness of mass concrete fill on sunken slab.

備註：

- 平面圖所列之尺寸數字為以毫米標示之建築尺寸。
- 住宅物業的外牆設有建築裝飾及/或外露喉管。詳細資料請參考最新批准之建築圖則。
- 住宅物業的平台及/或外牆設有外露及/或外牆裝飾板內藏之公用喉管。詳細資料請參考最新批准的建築圖則。
- 部份住宅單位的客/飯廳、睡房、套房、書房、工作間、儲物室、走廊、浴室、客廳洗手間、洗手間及廚房有假天花及/或有跌級樓板用以裝置冷氣系統及/或機電設備。
- 樓面平面圖上所顯示的形象裝置符號，例如浴缸、洗滌盆、坐廁、花灑、洗滌盆櫃乃摘自最新的經批准的建築圖則，並只作一般性標誌。
- [*] 包括跌級樓板上之混凝土填充層厚度。



FLOOR PLANS OF RESIDENTIAL PROPERTIES IN THE DEVELOPMENT
發展項目的住宅物業的樓面平面圖



1/F Plan
一樓平面圖

2/F Plan
二樓平面圖

Roof Plan
天台平面圖

Scale: 0M/米 5M/米
比例:

FLOOR PLANS OF RESIDENTIAL PROPERTIES IN THE DEVELOPMENT

發展項目的住宅物業的樓面平面圖

House 22 22號洋房

Floor 樓層	The thickness of the floor slabs (excluding plaster) of each House (mm) 每座洋房的樓板(不包括灰泥)的厚度(毫米)	The floor-to-floor height of each House (mm) 每座洋房的層與層之間的高度(毫米)
Basement 地庫	170, 200	4150, 4550, 4750*, 4850*
G/F 地下	125, 150, 200	3900, 4200, 4500*, 4600*
1/F 1樓	125, 150, 200	3500, 3600
2/F 2樓	125, 150, 200	3500, 3550, 3900
Roof 天台	150	2350

The internal areas of the residential properties on the upper floors will generally be slightly larger than those on the lower floors because of the reducing thickness of the structural walls on the upper floors.

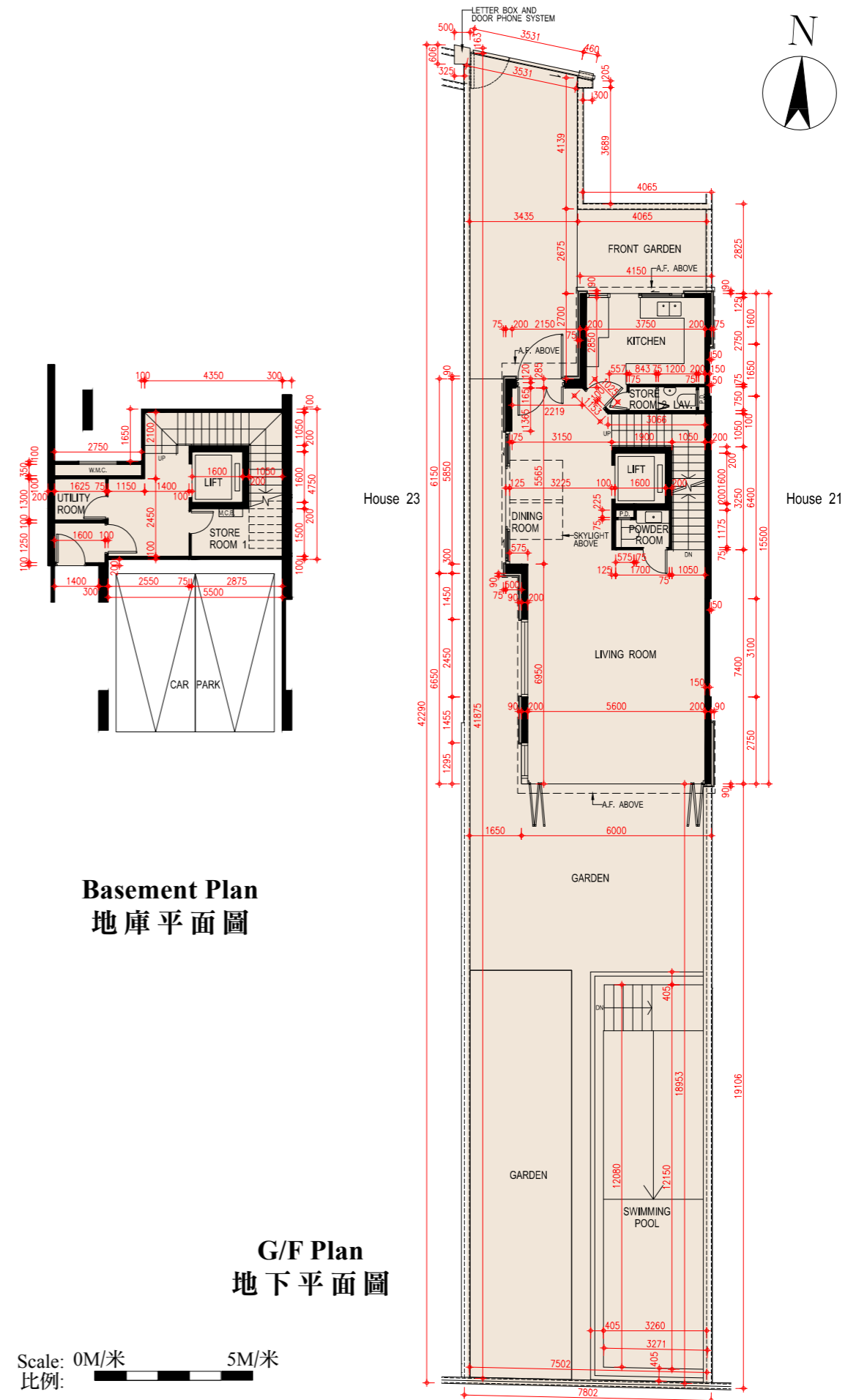
因住宅物業的較高樓層的結構牆的厚度遞減，較高樓層的內部面積，一般比較低樓層的內部面積稍大。

Notes:

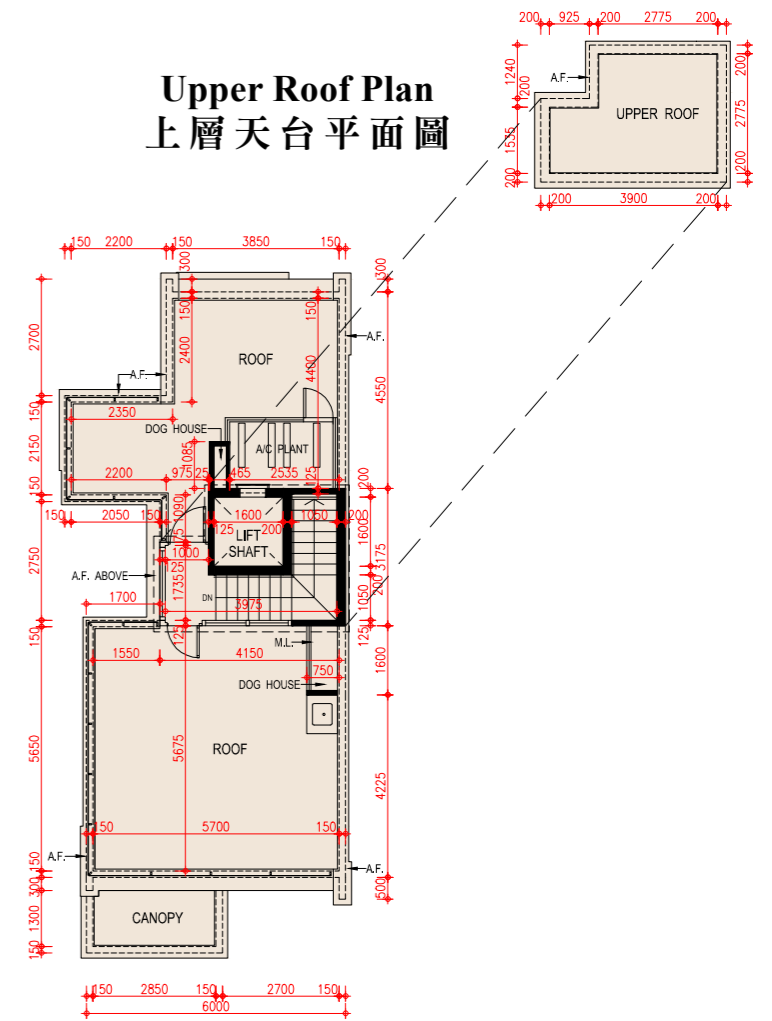
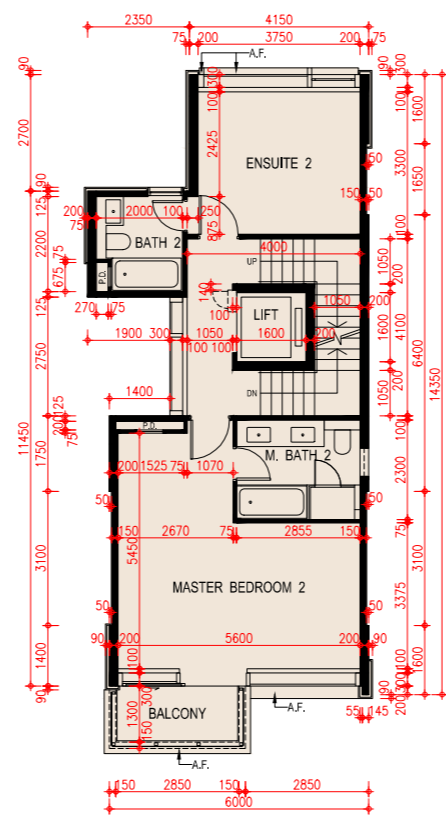
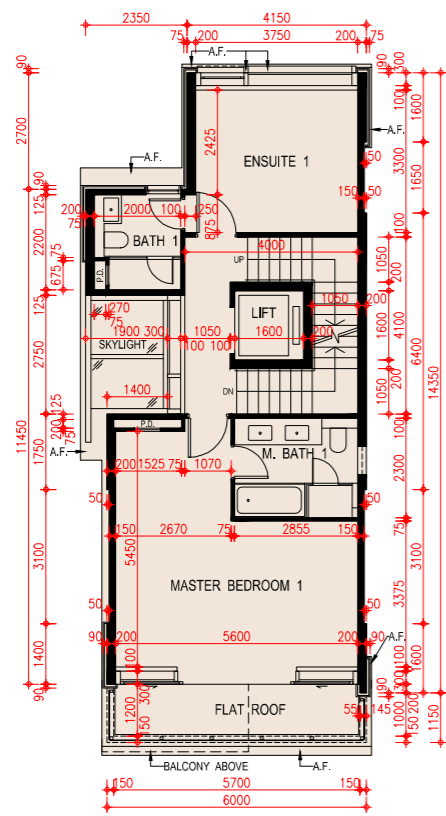
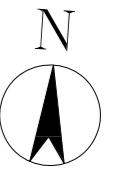
- The dimensions of floor plans are all structural dimensions in millimeter.
- There may be architectural features and/or exposed pipes on external walls of the residential properties. For details, please refer to the latest approved building plans.
- Common pipes exposed and/or enclosed in cladding are located at/adjacent to flat roof and/or external wall of the residential properties. For details, please refer to the latest approved building plans.
- There are ceiling bulkheads and/or sunken slab at living/dining room, bedrooms, ensuites, study rooms, utility rooms, store rooms, corridors, bathrooms, powder rooms, lavatories and kitchen of some residential units for the air-conditioning system and/or mechanical and electrical services.
- Symbols of fittings and fitments shown in the floor plans, such as bathtubs, sink, water closets, shower, sink counter etc are architectural symbols extracted from the latest approved general building plans for general indication only.
- [*] Inclusive of the thickness of mass concrete fill on sunken slab.

備註：

- 平面圖所列之尺寸數字為以毫米標示之建築尺寸。
- 住宅物業的外牆設有建築裝飾及/或外露喉管。詳細資料請參考最新批准之建築圖則。
- 住宅物業的平台及/或外牆設有外露及/或外牆裝飾板內藏之公用喉管。詳細資料請參考最新批准的建築圖則。
- 部份住宅單位的客/飯廳、睡房、套房、書房、工作間、儲物室、走廊、浴室、客廳洗手間、洗手間及廚房有假天花及/或有跌級樓板用以裝置冷氣系統及/或機電設備。
- 樓面平面圖上所顯示的形象裝置符號，例如浴缸、洗滌盆、坐廁、花灑、洗滌盆櫃乃摘自最新的經批准的建築圖則，並只作一般性標誌。
- [*] 包括跌級樓板上之混凝土填充層厚度。



FLOOR PLANS OF RESIDENTIAL PROPERTIES IN THE DEVELOPMENT
發展項目的住宅物業的樓面平面圖



1/F Plan
一樓平面圖

2/F Plan
二樓平面圖

Roof Plan
天台平面圖

Scale: 0M/米 5M/米
比例:

FLOOR PLANS OF RESIDENTIAL PROPERTIES IN THE DEVELOPMENT

發展項目的住宅物業的樓面平面圖

House 23 23號洋房

Floor 樓層	The thickness of the floor slabs (excluding plaster) of each House (mm) 每座洋房的樓板(不包括灰泥)的厚度(毫米)	The floor-to-floor height of each House (mm) 每座洋房的層與層之間的高度(毫米)
Basement 地庫	170, 200	4550, 4850*
G/F 地下	125, 150, 250	3900, 4200, 4500*
1/F 1樓	125, 150, 250	3200, 3500
2/F 2樓	150	3500, 3900
Roof 天台	150	2350

The internal areas of the residential properties on the upper floors will generally be slightly larger than those on the lower floors because of the reducing thickness of the structural walls on the upper floors.

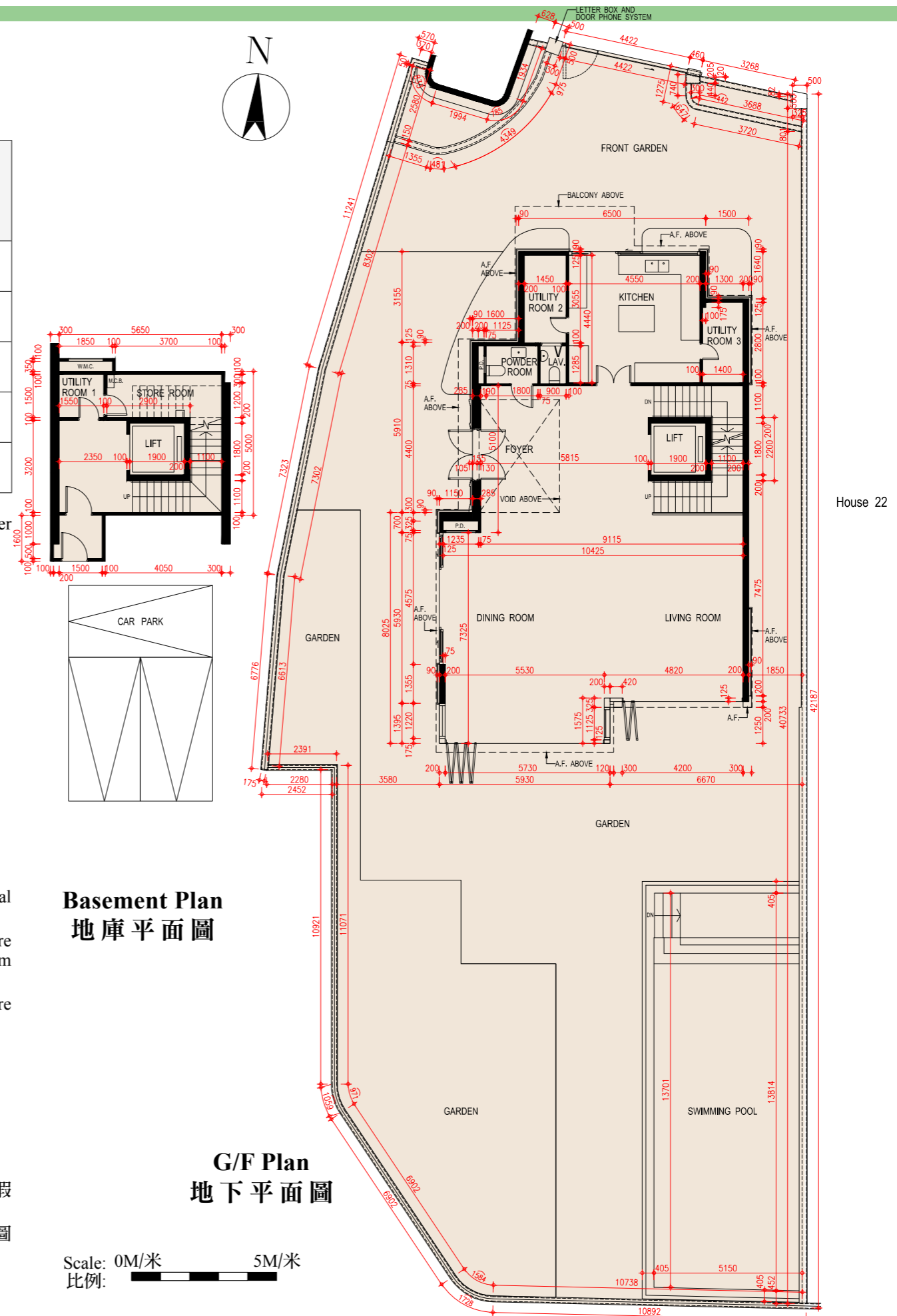
因住宅物業的較高樓層的結構牆的厚度遞減，較高樓層的內部面積，一般比較低樓層的內部面積稍大。

Notes:

- The dimensions of floor plans are all structural dimensions in millimeter.
- There may be architectural features and/or exposed pipes on external walls of the residential properties. For details, please refer to the latest approved building plans.
- Common pipes exposed and/or enclosed in cladding are located at/adjacent to flat roof and/or external wall of the residential properties. For details, please refer to the latest approved building plans.
- There are ceiling bulkheads and/or sunken slab at living/dining room, bedrooms, ensuites, study rooms, utility rooms, store rooms, corridors, bathrooms, powder rooms, lavatories and kitchen of some residential units for the air-conditioning system and/or mechanical and electrical services.
- Symbols of fittings and fitments shown in the floor plans, such as bathtubs, sink, water closets, shower, sink counter etc are architectural symbols extracted from the latest approved general building plans for general indication only.
- [*] Inclusive of the thickness of mass concrete fill on sunken slab.

備註：

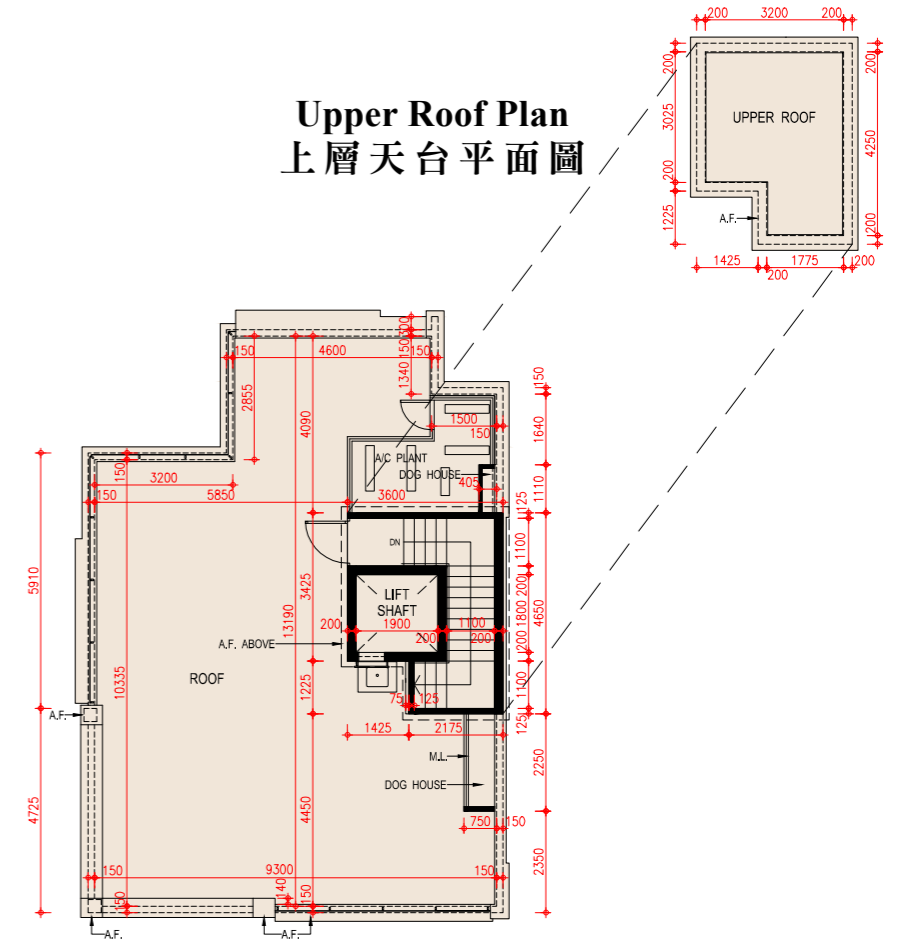
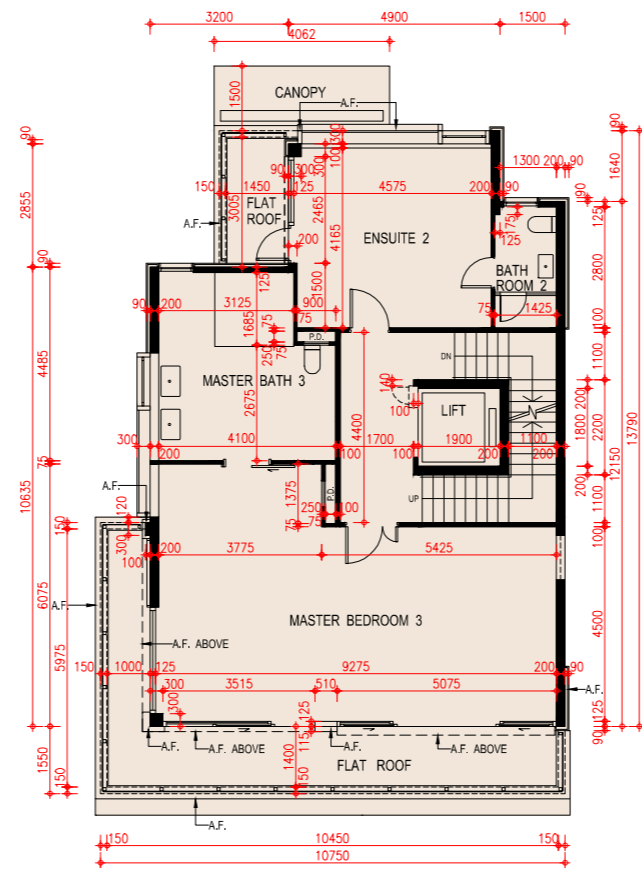
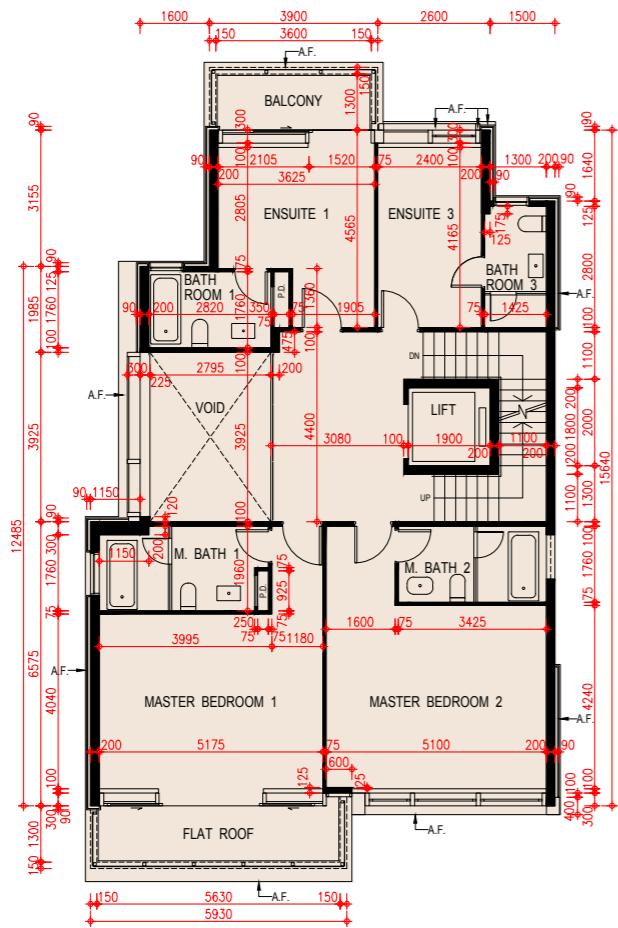
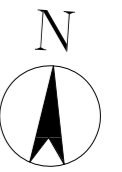
- 平面圖所列之尺寸數字為以毫米標示之建築尺寸。
- 住宅物業的外牆設有建築裝飾及/或外露喉管。詳細資料請參考最新批准之建築圖則。
- 住宅物業的平台及/或外牆設有外露及/或外牆裝飾板內藏之公用喉管。詳細資料請參考最新批准的建築圖則。
- 部份住宅單位的客/飯廳、睡房、套房、書房、工作間、儲物室、走廊、浴室、客廳洗手間、洗手間及廚房有假天花及/或有跌級樓板用以裝置冷氣系統及/或機電設備。
- 樓面平面圖上所顯示的形象裝置符號，例如浴缸、洗滌盆、坐廁、花灑、洗滌盆櫃乃摘自最新的經批准的建築圖則，並只作一般性標誌。
- [*] 包括跌級樓板上之混凝土填充層厚度。



**Basement Plan
地庫平面圖**

**G/F Plan
地下平面圖**

Scale: 0M/米 5M/米
比例: 1:500



1/F Plan
一樓平面圖

2/F Plan
二樓平面圖

Roof Plan
天台平面圖

FLOOR PLANS OF RESIDENTIAL PROPERTIES IN THE DEVELOPMENT

發展項目的住宅物業的樓面平面圖

House 25 25號洋房

Floor 樓層	The thickness of the floor slabs (excluding plaster) of each House (mm) 每座洋房的樓板(不包括灰泥)的厚度(毫米)	The floor-to-floor height of each House (mm) 每座洋房的層與層之間的高度(毫米)
Basement 地庫	200	4150
UG/F 上層地下	125, 150, 200	3300, 3350, 3600, 3900*, 3950*
1/F 1樓	125, 150, 200	3300, 3400
2/F 2樓	150, 200	3300, 3350, 3700
Roof 天台	150	2350

The internal areas of the residential properties on the upper floors will generally be slightly larger than those on the lower floors because of the reducing thickness of the structural walls on the upper floors.

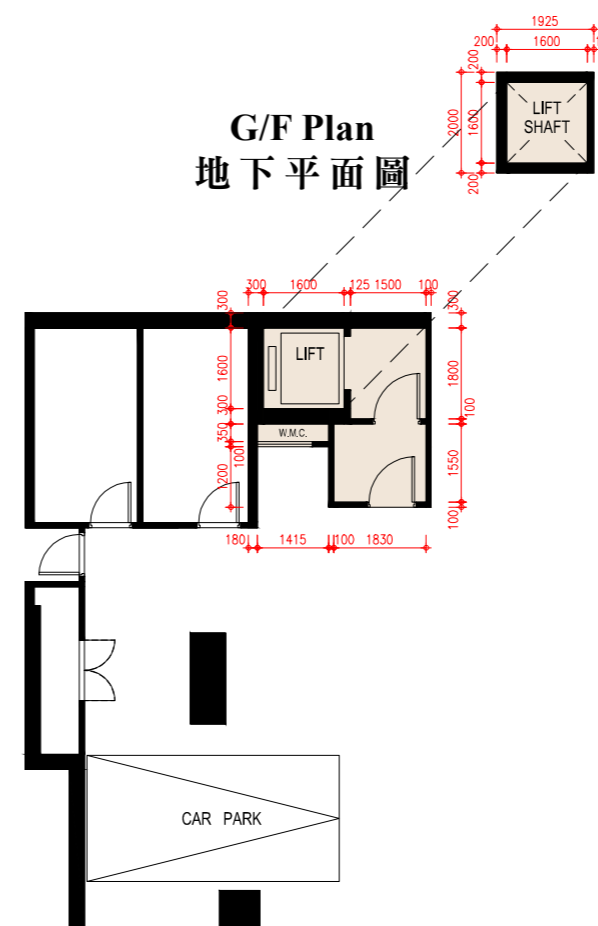
因住宅物業的較高樓層的結構牆的厚度遞減，較高樓層的內部面積，一般比較低樓層的內部面積稍大。

Notes:

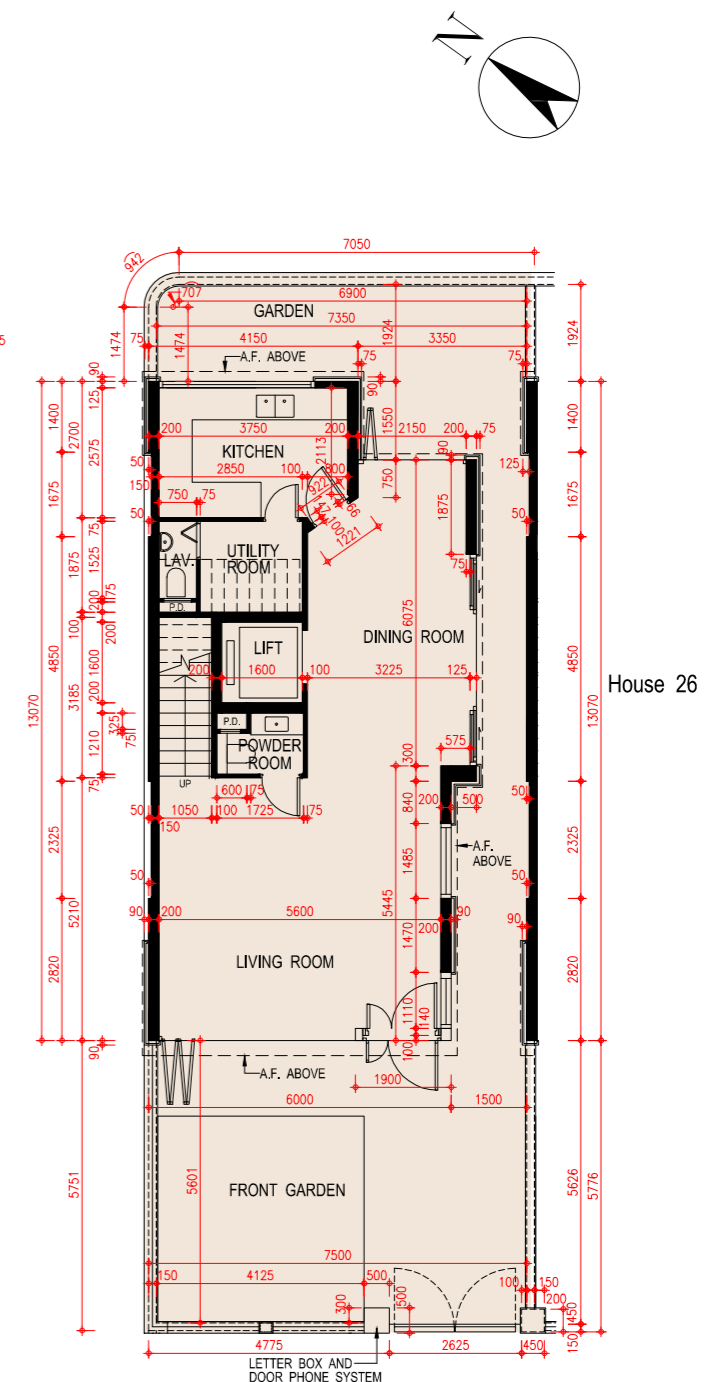
- The dimensions of floor plans are all structural dimensions in millimeter.
- There may be architectural features and/or exposed pipes on external walls of the residential properties. For details, please refer to the latest approved building plans.
- Common pipes exposed and/or enclosed in cladding are located at/adjacent to flat roof and/or external wall of the residential properties. For details, please refer to the latest approved building plans.
- There are ceiling bulkheads and/or sunken slab at living/dining room, bedrooms, ensuites, study rooms, utility rooms, store rooms, corridors, bathrooms, powder rooms, lavatories and kitchen of some residential units for the air-conditioning system and/or mechanical and electrical services.
- Symbols of fittings and fitments shown in the floor plans, such as bathtubs, sink, water closets, shower, sink counter etc are architectural symbols extracted from the latest approved general building plans for general indication only.
- [*] Inclusive of the thickness of mass concrete fill on sunken slab.

備註：

- 平面圖所列之尺寸數字為以毫米標示之建築尺寸。
- 住宅物業的外牆設有建築裝飾及/或外露喉管。詳細資料請參考最新批准之建築圖則。
- 住宅物業的平台及/或外牆設有外露及/或外牆裝飾板內藏之公用喉管。詳細資料請參考最新批准的建築圖則。
- 部份住宅單位的客/飯廳、睡房、套房、書房、工作間、儲物室、走廊、浴室、客廳洗手間、洗手間及廚房有假天花及/或有跌級樓板用以裝置冷氣系統及/或機電設備。
- 樓面平面圖上所顯示的形象裝置符號，例如浴缸、洗滌盆、坐廁、花灑、洗滌盆櫃乃摘自最新的經批准的建築圖則，並只作一般性標誌。
- [*] 包括跌級樓板上之混凝土填充層厚度。



Basement Plan
地庫平面圖

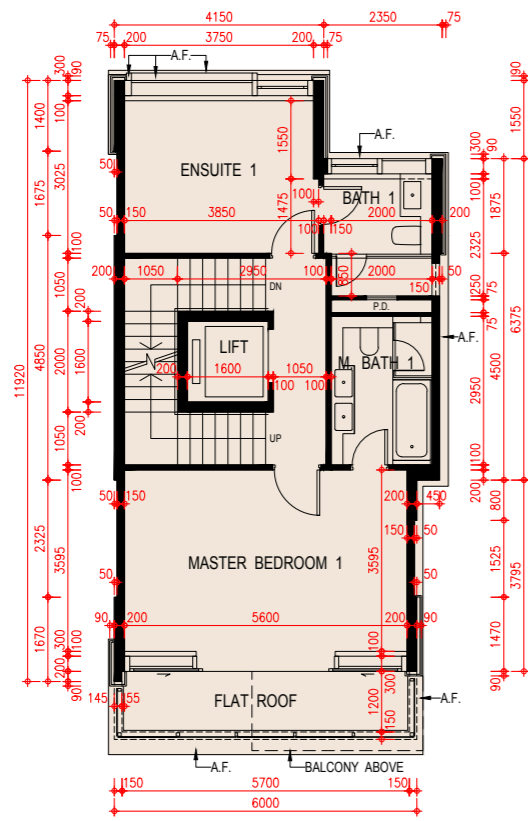


Upper G/F Plan
上層地下平面圖

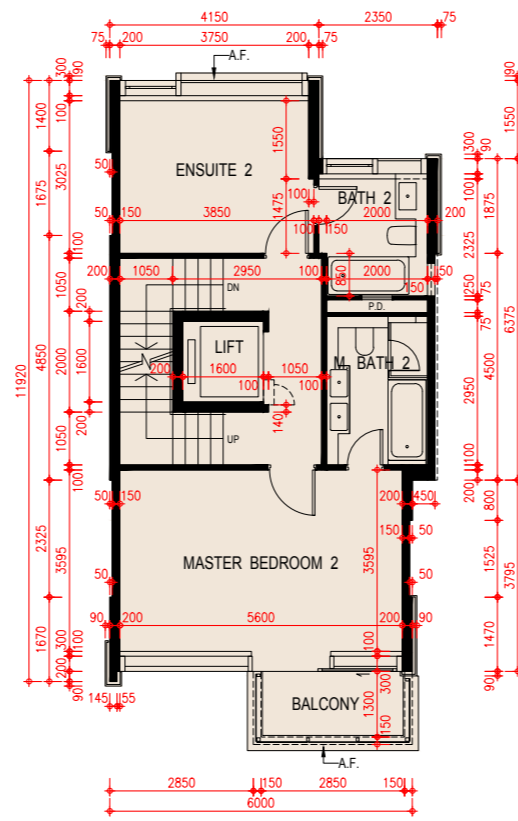
Scale: 0M/米 5M/米
比例: 1:5000

FLOOR PLANS OF RESIDENTIAL PROPERTIES IN THE DEVELOPMENT

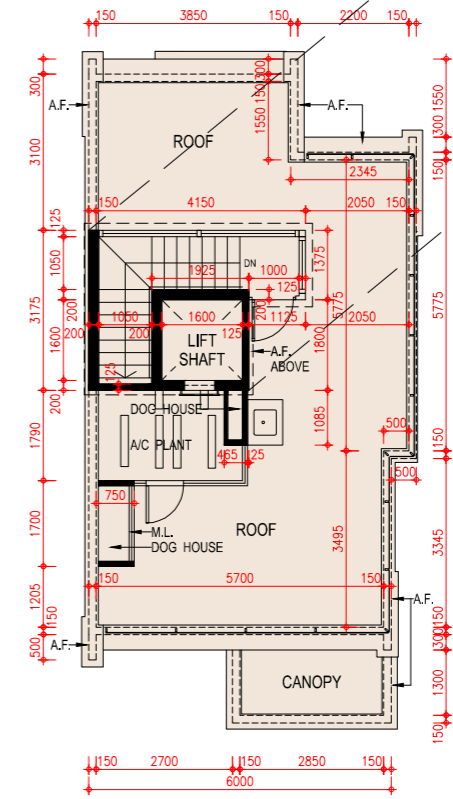
發展項目的住宅物業的樓面平面圖



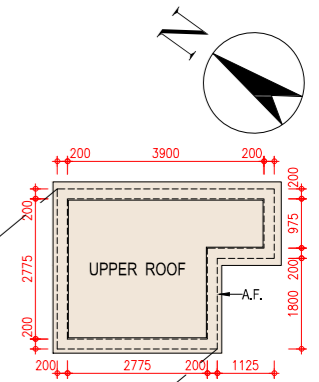
1/F Plan
一樓平面圖



2/F Plan
二樓平面圖



Roof Plan
天台平面圖



Scale: 0M/米 5M/米
比例:

FLOOR PLANS OF RESIDENTIAL PROPERTIES IN THE DEVELOPMENT

發展項目的住宅物業的樓面平面圖

House 26 26號洋房

Floor 樓層	The thickness of the floor slabs (excluding plaster) of each House (mm) 每座洋房的樓板(不包括灰泥)的厚度(毫米)	The floor-to-floor height of each House (mm) 每座洋房的層與層之間的高度(毫米)
Basement 地庫	200	4150
UG/F 上層地下	125, 150, 200	3300, 3350, 3600, 3900*, 3950*
1/F 1樓	125, 150, 200	3300, 3400
2/F 2樓	150, 200	3300, 3350, 3700
Roof 天台	150	2350

The internal areas of the residential properties on the upper floors will generally be slightly larger than those on the lower floors because of the reducing thickness of the structural walls on the upper floors.

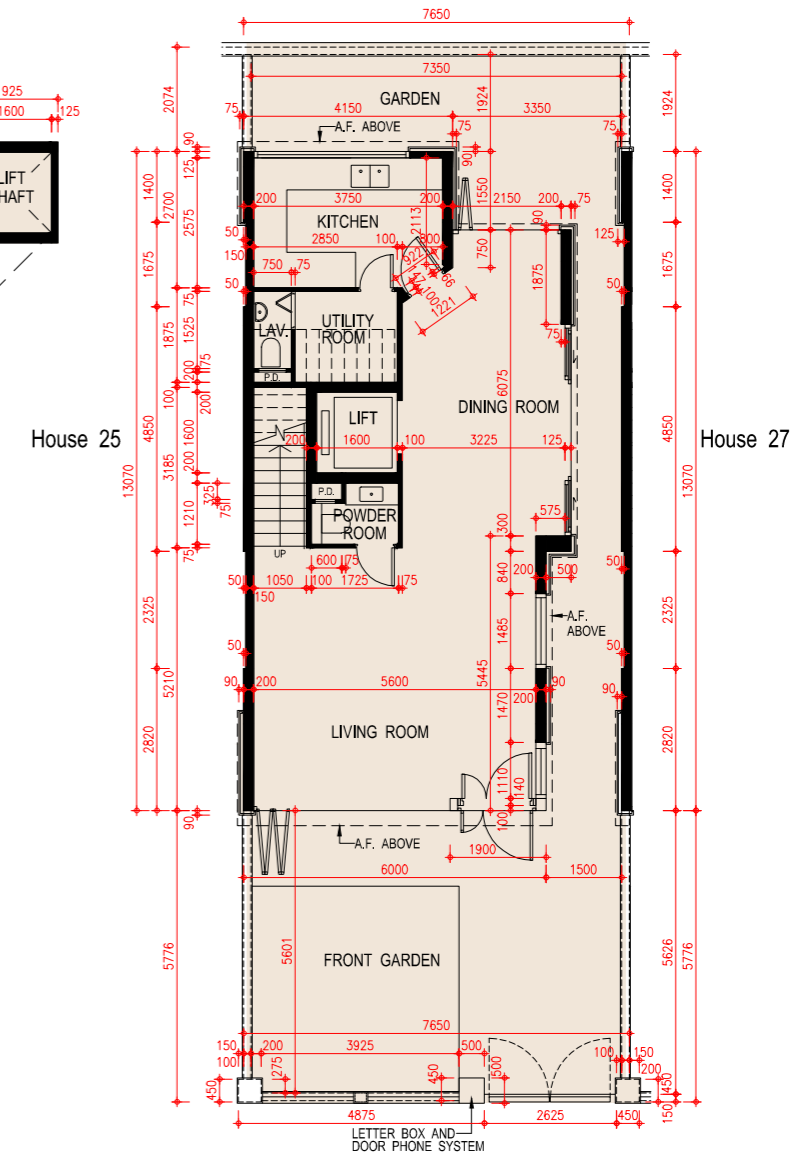
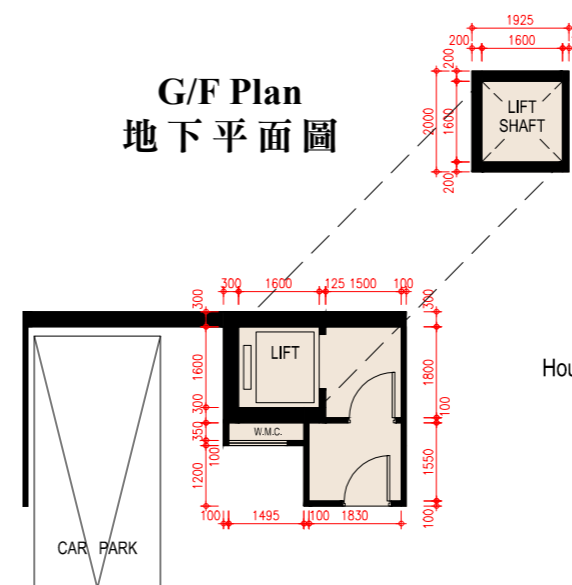
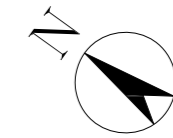
因住宅物業的較高樓層的結構牆的厚度遞減，較高樓層的內部面積，一般比較低樓層的內部面積稍大。

Notes:

- The dimensions of floor plans are all structural dimensions in millimeter.
- There may be architectural features and/or exposed pipes on external walls of the residential properties. For details, please refer to the latest approved building plans.
- Common pipes exposed and/or enclosed in cladding are located at/adjacent to flat roof and/or external wall of the residential properties. For details, please refer to the latest approved building plans.
- There are ceiling bulkheads and/or sunken slab at living/dining room, bedrooms, ensuites, study rooms, utility rooms, store rooms, corridors, bathrooms, powder rooms, lavatories and kitchen of some residential units for the air-conditioning system and/or mechanical and electrical services.
- Symbols of fittings and fitments shown in the floor plans, such as bathtubs, sink, water closets, shower, sink counter etc are architectural symbols extracted from the latest approved general building plans for general indication only.
- [*] Inclusive of the thickness of mass concrete fill on sunken slab.

備註：

- 平面圖所列之尺寸數字為以毫米標示之建築尺寸。
- 住宅物業的外牆設有建築裝飾及/或外露喉管。詳細資料請參考最新批准之建築圖則。
- 住宅物業的平台及/或外牆設有外露及/或外牆裝飾板內藏之公用喉管。詳細資料請參考最新批准的建築圖則。
- 部份住宅單位的客/飯廳、睡房、套房、書房、工作間、儲物室、走廊、浴室、客廳洗手間、洗手間及廚房有假天花及/或有跌級樓板用以裝置冷氣系統及/或機電設備。
- 樓面平面圖上所顯示的形象裝置符號，例如浴缸、洗滌盆、坐廁、花灑、洗滌盆櫃乃摘自最新的經批准的建築圖則，並只作一般性標誌。
- [*] 包括跌級樓板上之混凝土填充層厚度。

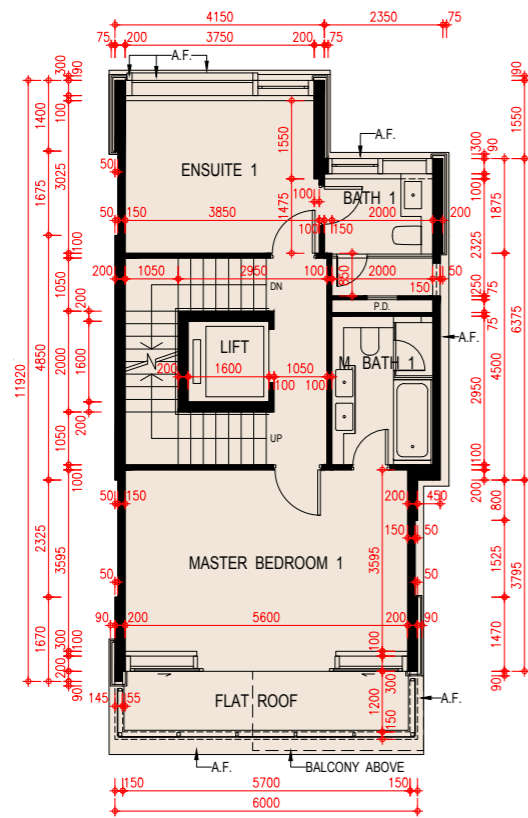
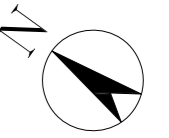


**Basement Plan
地庫平面圖**

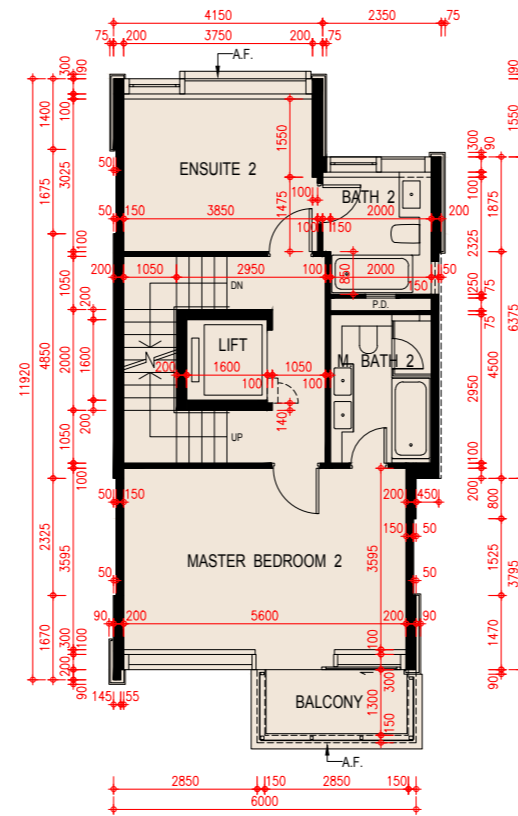
**Upper G/F Plan
上層地下平面圖**

Scale: 0M/米 5M/米
比例:

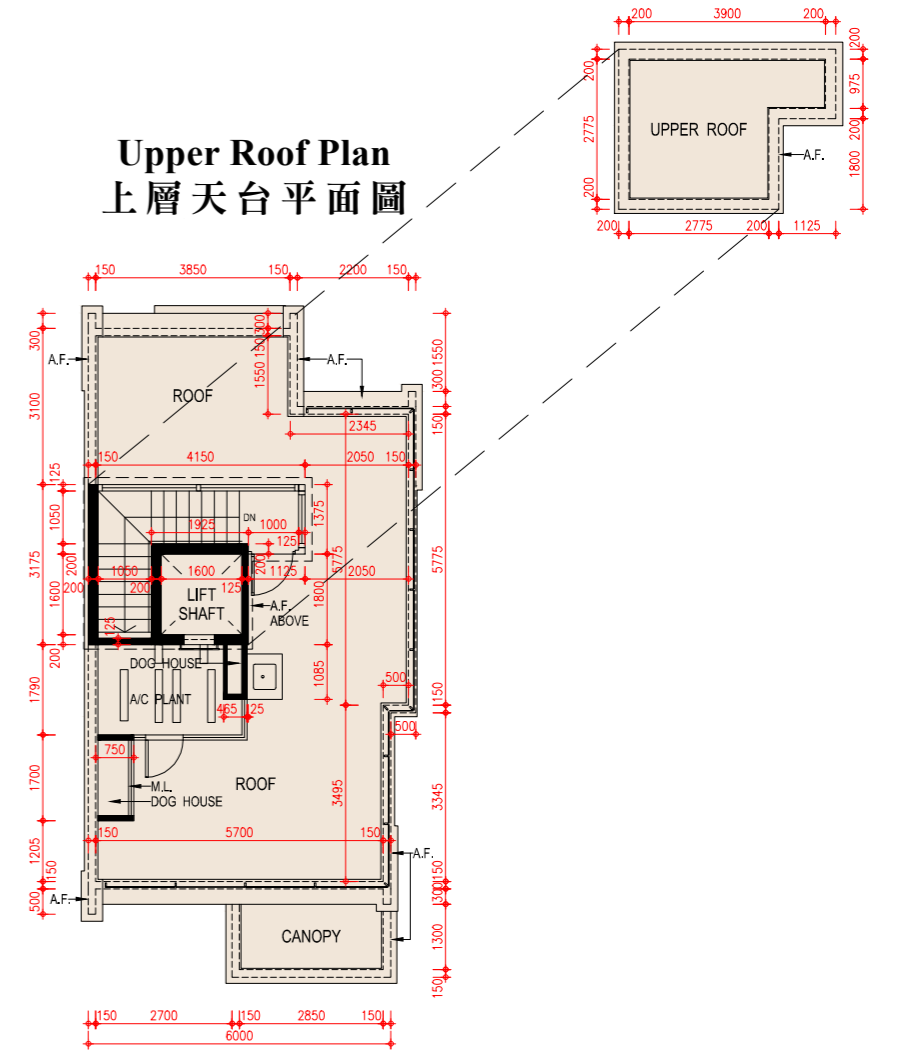
FLOOR PLANS OF RESIDENTIAL PROPERTIES IN THE DEVELOPMENT
發展項目的住宅物業的樓面平面圖



1/F Plan
一樓平面圖



2/F Plan
二樓平面圖



Roof Plan
天台平面圖

Scale: 0M/米 5M/米
比例:

FLOOR PLANS OF RESIDENTIAL PROPERTIES IN THE DEVELOPMENT

發展項目的住宅物業的樓面平面圖

House 27 27號洋房

Floor 樓層	The thickness of the floor slabs (excluding plaster) of each House (mm) 每座洋房的樓板(不包括灰泥)的厚度(毫米)	The floor-to-floor height of each House (mm) 每座洋房的層與層之間的高度(毫米)
Basement 地庫	200	4150
UG/F 上層地下	125, 150, 200	3300, 3350, 3600, 3900*, 3950*
1/F 1樓	125, 150, 200	3300, 3400
2/F 2樓	150, 200	3300, 3350, 3700
Roof 天台	150	2350

The internal areas of the residential properties on the upper floors will generally be slightly larger than those on the lower floors because of the reducing thickness of the structural walls on the upper floors.

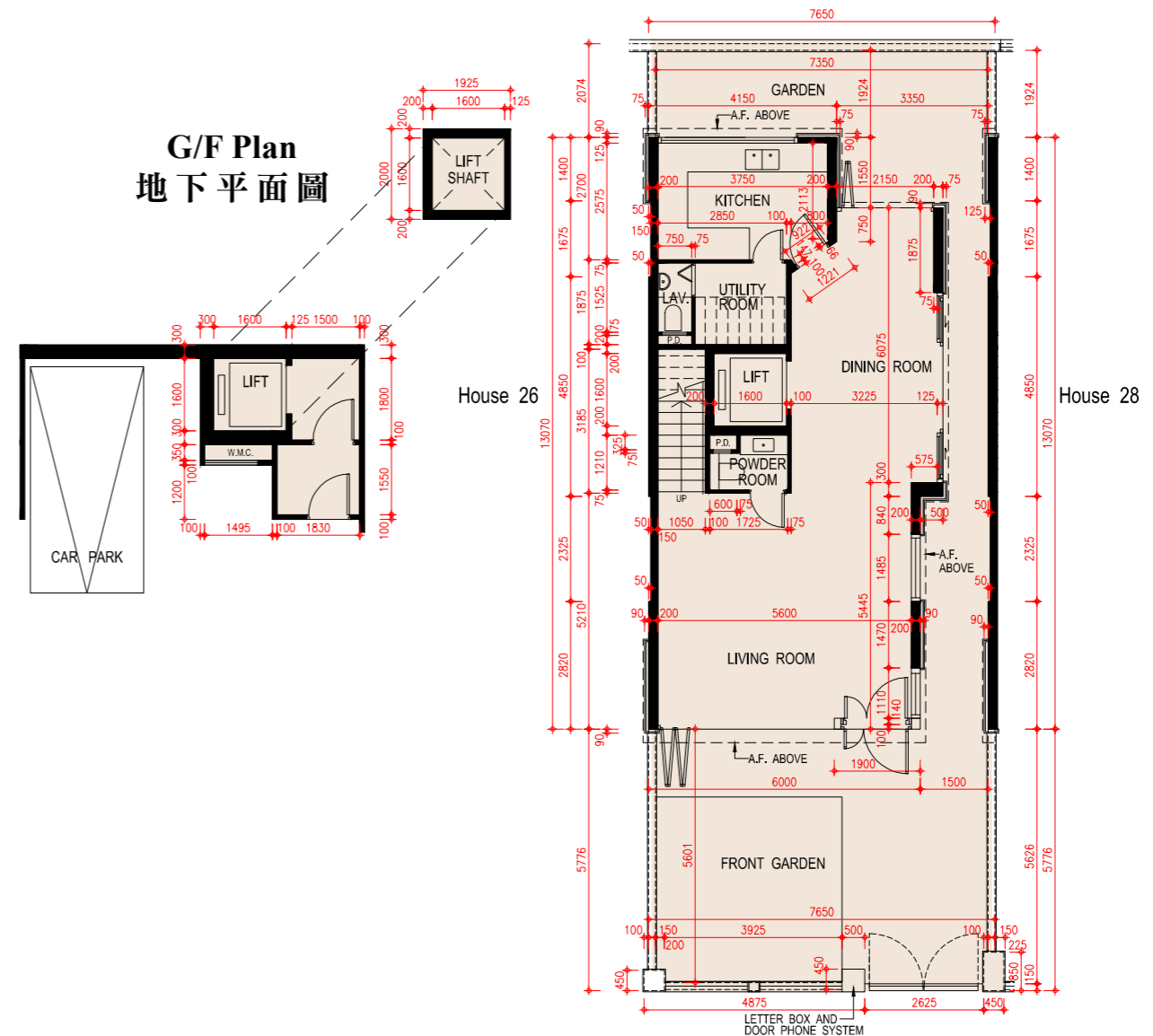
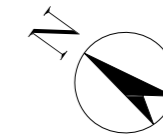
因住宅物業的較高樓層的結構牆的厚度遞減，較高樓層的內部面積，一般比較低樓層的內部面積稍大。

Notes:

- The dimensions of floor plans are all structural dimensions in millimeter.
- There may be architectural features and/or exposed pipes on external walls of the residential properties. For details, please refer to the latest approved building plans.
- Common pipes exposed and/or enclosed in cladding are located at/adjacent to flat roof and/or external wall of the residential properties. For details, please refer to the latest approved building plans.
- There are ceiling bulkheads and/or sunken slab at living/dining room, bedrooms, ensuites, study rooms, utility rooms, store rooms, corridors, bathrooms, powder rooms, lavatories and kitchen of some residential units for the air-conditioning system and/or mechanical and electrical services.
- Symbols of fittings and fitments shown in the floor plans, such as bathtubs, sink, water closets, shower, sink counter etc are architectural symbols extracted from the latest approved general building plans for general indication only.
- [*] Inclusive of the thickness of mass concrete fill on sunken slab.

備註：

- 平面圖所列之尺寸數字為以毫米標示之建築尺寸。
- 住宅物業的外牆設有建築裝飾及/或外露喉管。詳細資料請參考最新批准之建築圖則。
- 住宅物業的平台及/或外牆設有外露及/或外牆裝飾板內藏之公用喉管。詳細資料請參考最新批准的建築圖則。
- 部份住宅單位的客/飯廳、睡房、套房、書房、工作間、儲物室、走廊、浴室、客廳洗手間、洗手間及廚房有假天花及/或有跌級樓板用以裝置冷氣系統及/或機電設備。
- 樓面平面圖上所顯示的形象裝置符號，例如浴缸、洗滌盆、坐廁、花灑、洗滌盆櫃乃摘自最新的經批准的建築圖則，並只作一般性標誌。
- [*] 包括跌級樓板上之混凝土填充層厚度。



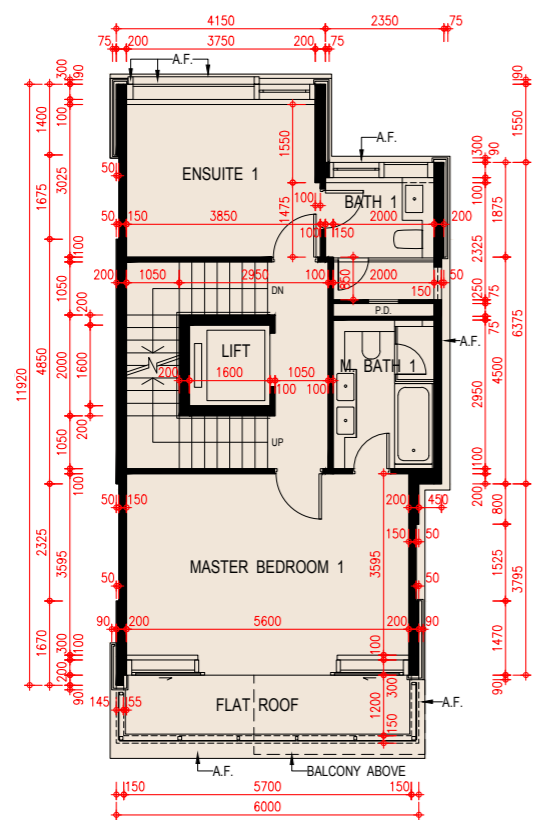
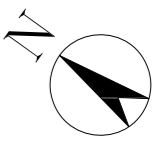
**Basement Plan
地庫平面圖**

**Upper G/F Plan
上層地下平面圖**

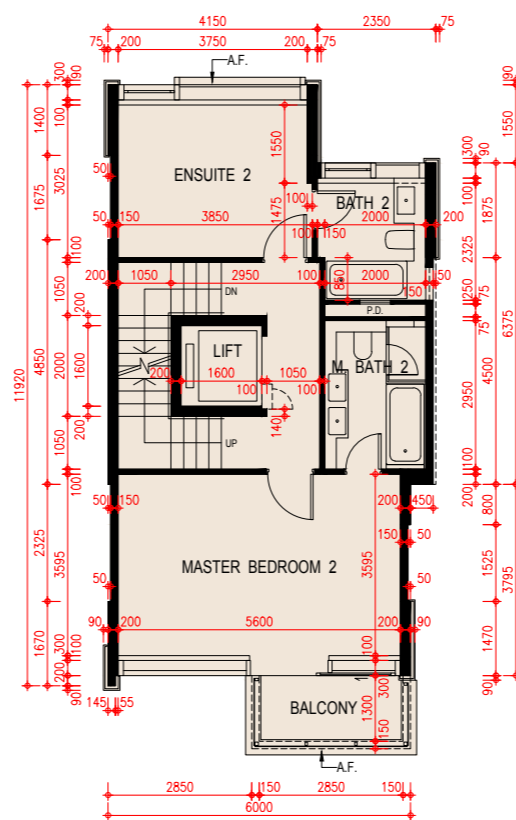
Scale: 0M/米 5M/米
比例:

FLOOR PLANS OF RESIDENTIAL PROPERTIES IN THE DEVELOPMENT

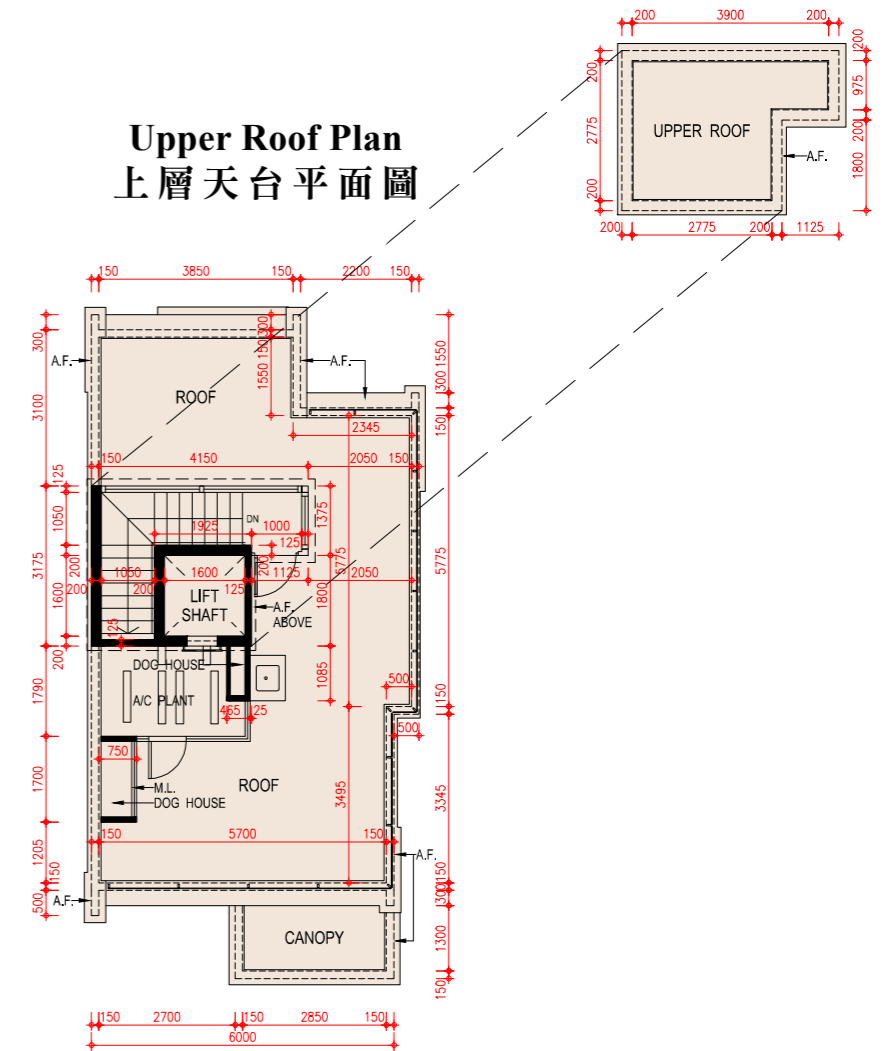
發展項目的住宅物業的樓面平面圖



1/F Plan
一樓平面圖



2/F Plan
二樓平面圖



Roof Plan
天台平面圖

Scale: 0M/米 5M/米
比例:

FLOOR PLANS OF RESIDENTIAL PROPERTIES IN THE DEVELOPMENT

發展項目的住宅物業的樓面平面圖

House 28 28號洋房

Floor 樓層	The thickness of the floor slabs (excluding plaster) of each House (mm) 每座洋房的樓板(不包括灰泥)的厚度(毫米)	The floor-to-floor height of each House (mm) 每座洋房的層與層之間的高度(毫米)
Basement 地庫	200	4150
UG/F 上層地下	125, 150, 200	3300, 3350, 3600, 3900*, 3950*
1/F 1樓	125, 150, 200	3300, 3400
2/F 2樓	150, 200	3300, 3350, 3700
Roof 天台	150	2350

The internal areas of the residential properties on the upper floors will generally be slightly larger than those on the lower floors because of the reducing thickness of the structural walls on the upper floors.

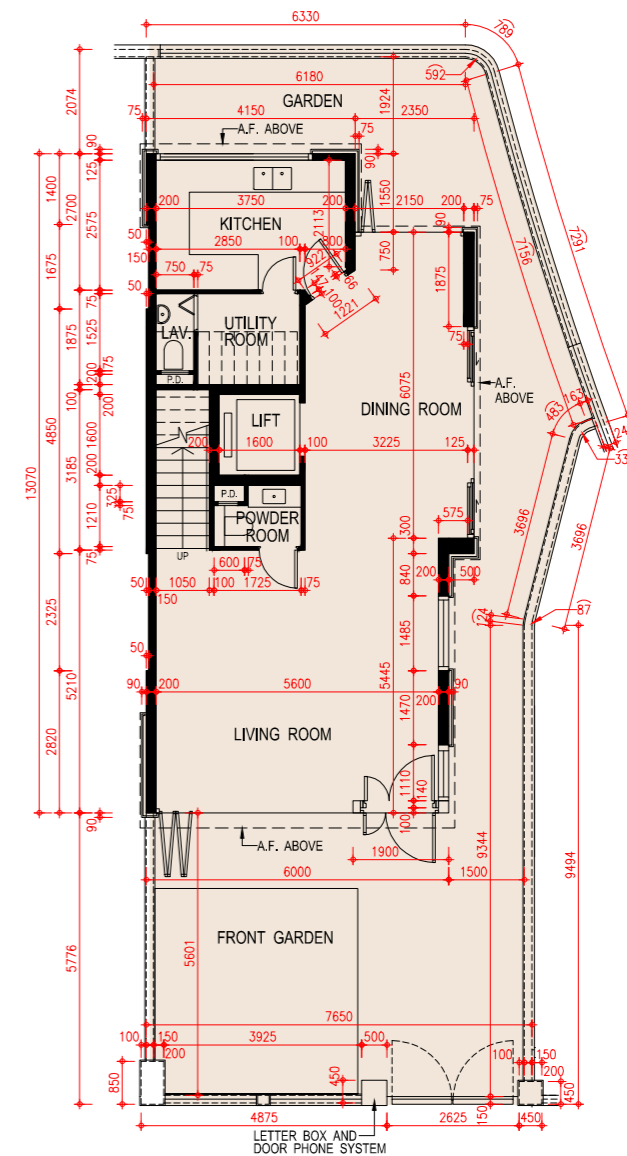
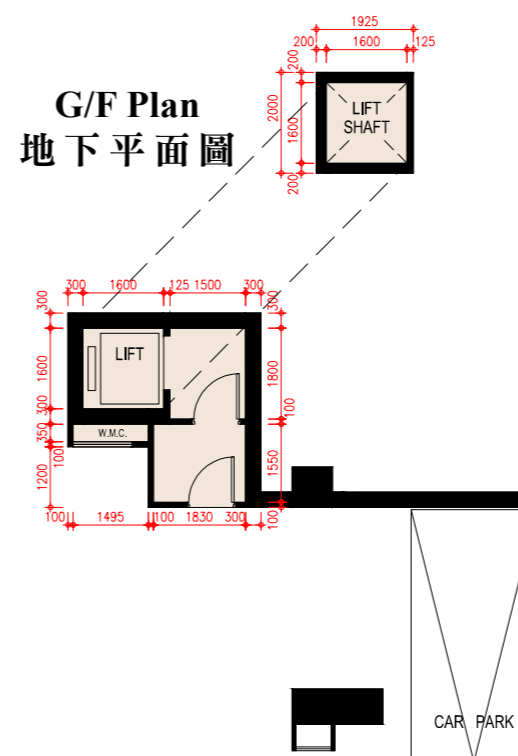
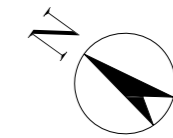
因住宅物業的較高樓層的結構牆的厚度遞減，較高樓層的內部面積，一般比較低樓層的內部面積稍大。

Notes:

- The dimensions of floor plans are all structural dimensions in millimeter.
- There may be architectural features and/or exposed pipes on external walls of the residential properties. For details, please refer to the latest approved building plans.
- Common pipes exposed and/or enclosed in cladding are located at/adjacent to flat roof and/or external wall of the residential properties. For details, please refer to the latest approved building plans.
- There are ceiling bulkheads and/or sunken slab at living/dining room, bedrooms, ensuites, study rooms, utility rooms, store rooms, corridors, bathrooms, powder rooms, lavatories and kitchen of some residential units for the air-conditioning system and/or mechanical and electrical services.
- Symbols of fittings and fitments shown in the floor plans, such as bathtubs, sink, water closets, shower, sink counter etc are architectural symbols extracted from the latest approved general building plans for general indication only.
- [*] Inclusive of the thickness of mass concrete fill on sunken slab.

備註：

- 平面圖所列之尺寸數字為以毫米標示之建築尺寸。
- 住宅物業的外牆設有建築裝飾及/或外露喉管。詳細資料請參考最新批准之建築圖則。
- 住宅物業的平台及/或外牆設有外露及/或外牆裝飾板內藏之公用喉管。詳細資料請參考最新批准的建築圖則。
- 部份住宅單位的客/飯廳、睡房、套房、書房、工作間、儲物室、走廊、浴室、客廳洗手間、洗手間及廚房有假天花及/或有跌級樓板用以裝置冷氣系統及/或機電設備。
- 樓面平面圖上所顯示的形象裝置符號，例如浴缸、洗滌盆、坐廁、花灑、洗滌盆櫃乃摘自最新的經批准的建築圖則，並只作一般性標誌。
- [*] 包括跌級樓板上之混凝土填充層厚度。

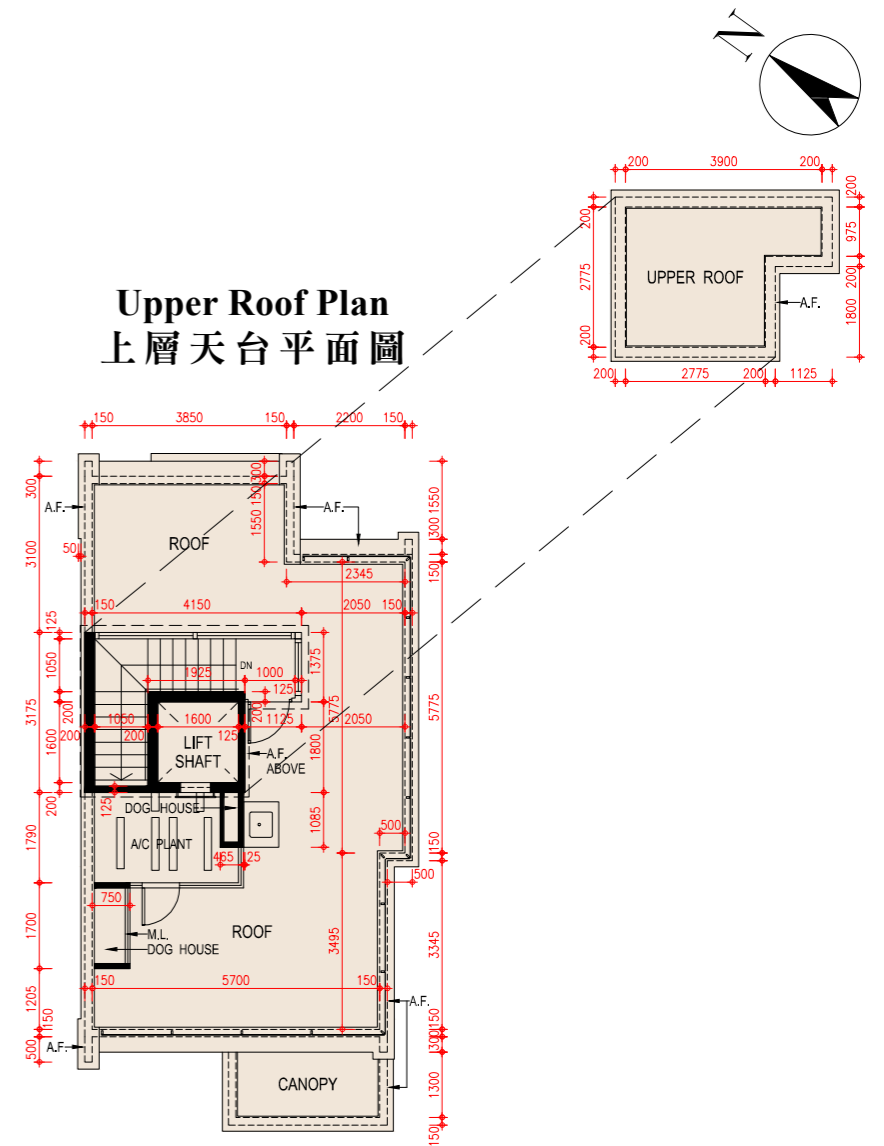
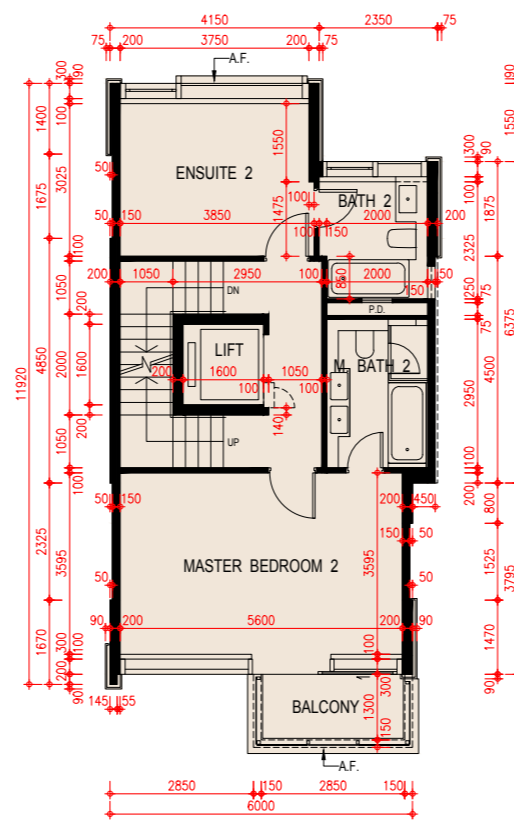
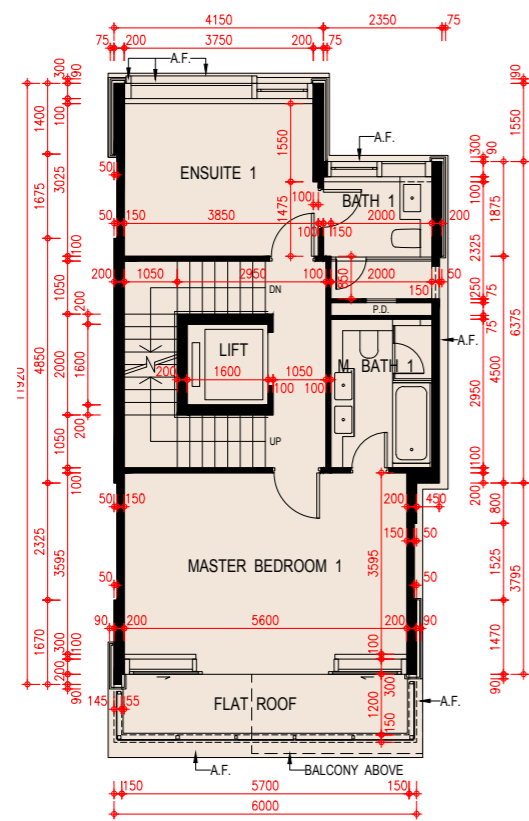


**Basement Plan
地庫平面圖**

**Upper G/F Plan
上層地下平面圖**

Scale: 0M/米 5M/米
比例:

FLOOR PLANS OF RESIDENTIAL PROPERTIES IN THE DEVELOPMENT
發展項目的住宅物業的樓面平面圖



1/F Plan
一樓平面圖

2/F Plan
二樓平面圖

Roof Plan
天台平面圖

Scale: 0M/米 5M/米
比例:

Tower 1

第1座

G/F Plan

地下平面圖

	Tower 1 第1座
Floor 樓層	G/F 地下
Flat 單位	Garden Duplex
The thickness of the floor slabs (excluding plaster) of each residential property (mm) 每個住宅物業的樓板(不包括灰泥)的厚度(毫米)	125, 150, 200
The floor-to-floor heights of each residential property (mm) 每個住宅物業的層與層之間的高度(毫米)	3250, 3450, 3575, 3800*, 6250, 6350, 6600

The internal areas of the residential properties on the upper floors will generally be slightly larger than those on the lower floors because of the reducing thickness of the structural walls on the upper floors.

因住宅物業的較高樓層的結構牆的厚度遞減，較高樓層的內部面積，一般比較低樓層的內部面積稍大。

Notes:

1. The dimensions of floor plans are all structural dimensions in millimeter.
2. There may be architectural features and/or exposed pipes on external walls of the residential properties. For details, please refer to the latest approved building plans.
3. Common pipes exposed and/or enclosed in cladding are located at/adjacent to flat roof and/or external wall of the residential properties. For details, please refer to the latest approved building plans.
4. There are ceiling bulkheads and/or sunken slab at living/dining room, bedrooms, ensuites, study rooms, utility rooms, store rooms, corridors, bathrooms, powder rooms, lavatories and kitchen of some residential units for the air-conditioning system and/or mechanical and electrical services.
5. Symbols of fittings and fitments shown in the floor plans, such as bathtubs, sink, water closets, shower, sink counter etc are architectural symbols extracted from the latest approved general building plans for general indication only.
6. [*] Inclusive of the thickness of mass concrete fill on sunken slab.

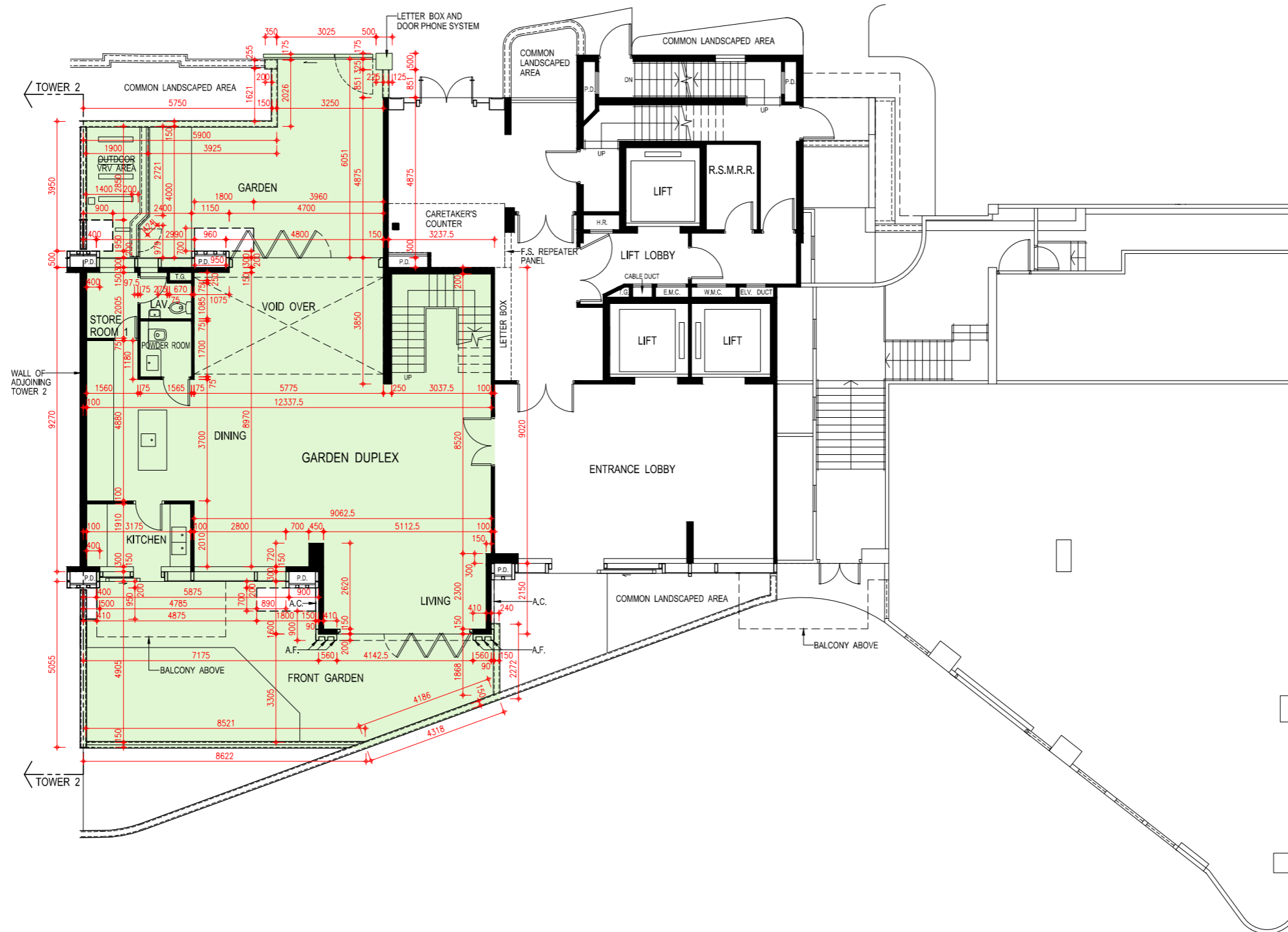
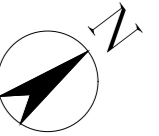
備註：

1. 平面圖所列之尺寸數字為以毫米標示之建築尺寸。
2. 住宅物業的外牆設有建築裝飾及/或外露喉管。詳細資料請參考最新批准之建築圖則。
3. 住宅物業的平台及/或外牆設有外露及/或外牆裝飾板內藏之公用喉管。詳細資料請參考最新批准的建築圖則。
4. 部份住宅單位的客/飯廳、睡房、套房、書房、工作間、儲物室、走廊、浴室、客廳洗手間、洗手間及廚房有假天花及/或有跌級樓板用以裝置冷氣系統及/或機電設備。
5. 樓面平面圖上所顯示的形象裝置符號，例如浴缸、洗滌盆、坐廁、花灑、洗滌盆櫃乃摘自最新的經批准的建築圖則，並只作一般性標誌。
6. [*] 包括跌級樓板上之混凝土填充層厚度。

FLOOR PLANS OF RESIDENTIAL PROPERTIES IN THE DEVELOPMENT
發展項目的住宅物業的樓面平面圖

Tower 1
第1座

G/F Plan
地下平面圖



Scale: 0M/米 5M/米
比例: 5M/米

FLOOR PLANS OF RESIDENTIAL PROPERTIES IN THE DEVELOPMENT

發展項目的住宅物業的樓面平面圖

Tower 1

第1座

1/F Plan

1樓平面圖

	Tower 1 第1座	
Floor 樓層	1/F 1樓	
Flat 單位	Garden Duplex	• Terrace Apartment
The thickness of the floor slabs (excluding plaster) of each residential property (mm) 每個住宅物業的樓板(不包括灰泥)的厚度(毫米)	125, 150, 175	125, 150, 175
The floor-to-floor heights of each residential property (mm) 每個住宅物業的層與層之間的高度(毫米)	2800, 2900, 3125, 3150	2800, 2900, 3150, 3150*, 3200*, 3250*, 3500*, 3550*

The internal areas of the residential properties on the upper floors will generally be slightly larger than those on the lower floors because of the reducing thickness of the structural walls on the upper floors.

因住宅物業的較高樓層的結構牆的厚度遞減，較高樓層的內部面積，一般比較低樓層的內部面積稍大。

Notes:

- The dimensions of floor plans are all structural dimensions in millimeter.
- There may be architectural features and/or exposed pipes on external walls of the residential properties. For details, please refer to the latest approved building plans.
- Common pipes exposed and/or enclosed in cladding are located at/adjacent to flat roof and/or external wall of the residential properties. For details, please refer to the latest approved building plans.
- There are ceiling bulkheads and/or sunken slab at living/dining room, bedrooms, ensuites, study rooms, utility rooms, store rooms, corridors, bathrooms, powder rooms, lavatories and kitchen of some residential units for the air-conditioning system and/or mechanical and electrical services.
- Symbols of fittings and fitments shown in the floor plans, such as bathtubs, sink, water closets, shower, sink counter etc are architectural symbols extracted from the latest approved general building plans for general indication only.
- “Terrace Apartment”, “Garden Apartment” and “Courtyard Penthouse” are names for marketing purposes only and will not appear in any Deed of Mutual Covenant, the Preliminary Agreement for Sale and Purchase, Agreement for Sale and Purchase, Assignment, or any other title deeds and documents relating to the Development. The names as appearing on the approved building plans are: Flat A on 1/F of Tower 1 for Terrace Apartment on 1/F of Tower 1; Flat B on G/F of Tower 2 for Garden Apartment on G/F of Tower 2; Flat B on G/F of Tower 3 for Garden Apartment on G/F of Tower 3; Flat A on G/F of Tower 7 for Garden Apartment on G/F of Tower 7; Penthouse on 11/F of Tower 7 for Courtyard Penthouse on 11/F of Tower 7; Flat B on G/F of Tower 8 for Garden Apartment on G/F of Tower 8; Penthouse on 11/F of Tower 8 for Courtyard Penthouse on 11/F of Tower 8.
- [*] Inclusive of the thickness of mass concrete fill on sunken slab.

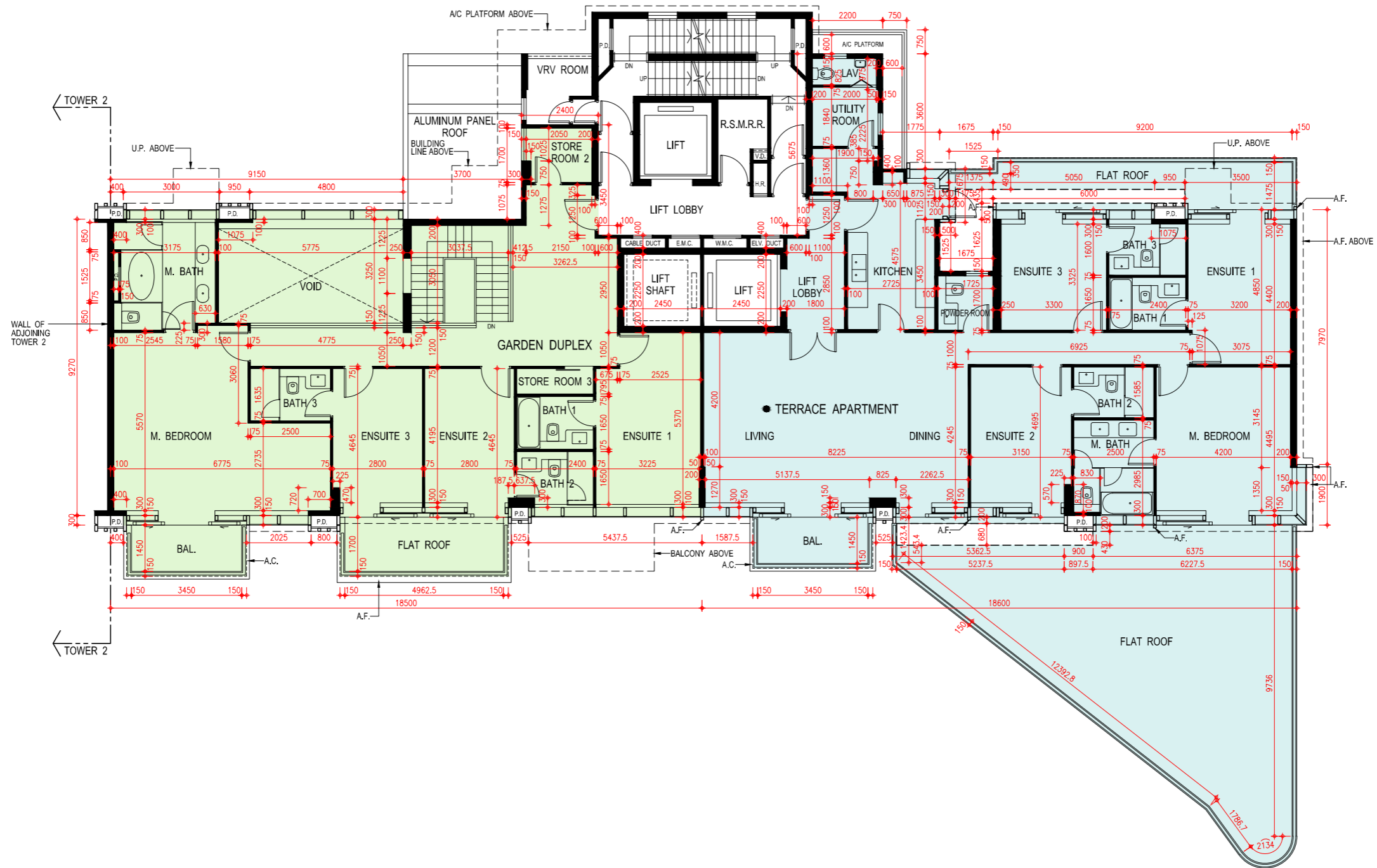
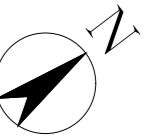
備註：

- 平面圖所列之尺寸數字為以毫米標示之建築尺寸。
- 住宅物業的外牆設有建築裝飾及/或外露喉管。詳細資料請參考最新批准之建築圖則。
- 住宅物業的平台及/或外牆設有外露及/或外牆裝飾板內藏之公用喉管。詳細資料請參考最新批准的建築圖則。
- 部份住宅單位的客/飯廳、睡房、套房、書房、工作間、儲物室、走廊、浴室、客廳洗手間、洗手間及廚房有假天花及/或有跌級樓板用以裝置冷氣系統及/或機電設備。
- 樓面平面圖上所顯示的形象裝置符號，例如浴缸、洗滌盆、坐廁、花灑、洗滌盆櫃乃摘自最新的經批准的建築圖則，並只作一般性標誌。
- 「Terrace Apartment」、「Garden Apartment」及「Courtyard Penthouse」僅為市場推廣之用的名稱，並不會於關於發展項目的任何公契、臨時買賣合約、買賣合約、轉讓契及契據出現。經批准的建築圖則上顯示的名稱為：第1座1樓A單位（即第1座1樓Terrace Apartment）；第2座地下B單位（即第2座地下Garden Apartment）；第3座地下B單位（即第3座地下Garden Apartment）；第7座地下A單位（即第7座地下Garden Apartment）；第7座11樓Penthouse（即第7座11樓Courtyard Penthouse）；第8座地下B單位（即第8座地下Garden Apartment）；第8座11樓Penthouse（即第8座11樓Courtyard Penthouse）。
- [*] 包括跌級樓板上之混凝土填充層厚度。

FLOOR PLANS OF RESIDENTIAL PROPERTIES IN THE DEVELOPMENT
發展項目的住宅物業的樓面平面圖

Tower 1
第1座

1/F Plan
1樓平面圖



Scale: 0M/米 5M/米
比例: 1:1000

FLOOR PLANS OF RESIDENTIAL PROPERTIES IN THE DEVELOPMENT

發展項目的住宅物業的樓面平面圖

Tower 1

第1座

2/F - 10/F Plan

2樓至10樓平面圖

Floor 樓層	Tower 1 第1座			
	2/F-9/F 2樓至9樓		10/F 10樓	
Flat 單位	A	B	A	B
The thickness of the floor slabs (excluding plaster) of each residential property (mm) 每個住宅物業的樓板(不包括灰泥)的厚度(毫米)	125, 150, 175	125, 150, 175	125, 150, 175	125, 150, 175
The floor-to-floor heights of each residential property (mm) 每個住宅物業的層與層之間的高度(毫米)	3150, 3150*	3150, 3150*	3200, 3250, 3300*, 3450*, 3350, 3500, 3500*, 3550*, 3750*	3150, 3250, 3325, 3400*, 3475, 3500, 3500*, 3600*, 3675*, 3750*, 3850*

The internal areas of the residential properties on the upper floors will generally be slightly larger than those on the lower floors because of the reducing thickness of the structural walls on the upper floors.

因住宅物業的較高樓層的結構牆的厚度遞減，較高樓層的內部面積，一般比較低樓層的內部面積稍大。

Notes:

- The dimensions of floor plans are all structural dimensions in millimeter.
- There may be architectural features and/or exposed pipes on external walls of the residential properties. For details, please refer to the latest approved building plans.
- Common pipes exposed and/or enclosed in cladding are located at/adjacent to flat roof and/or external wall of the residential properties. For details, please refer to the latest approved building plans.
- There are ceiling bulkheads and/or sunken slab at living/dining room, bedrooms, ensuites, study rooms, utility rooms, store rooms, corridors, bathrooms, powder rooms, lavatories and kitchen of some residential units for the air-conditioning system and/or mechanical and electrical services.
- Symbols of fittings and fitments shown in the floor plans, such as bathtubs, sink, water closets, shower, sink counter etc are architectural symbols extracted from the latest approved general building plans for general indication only.
- 4/F is omitted.
- [*] Inclusive of the thickness of mass concrete fill on sunken slab.

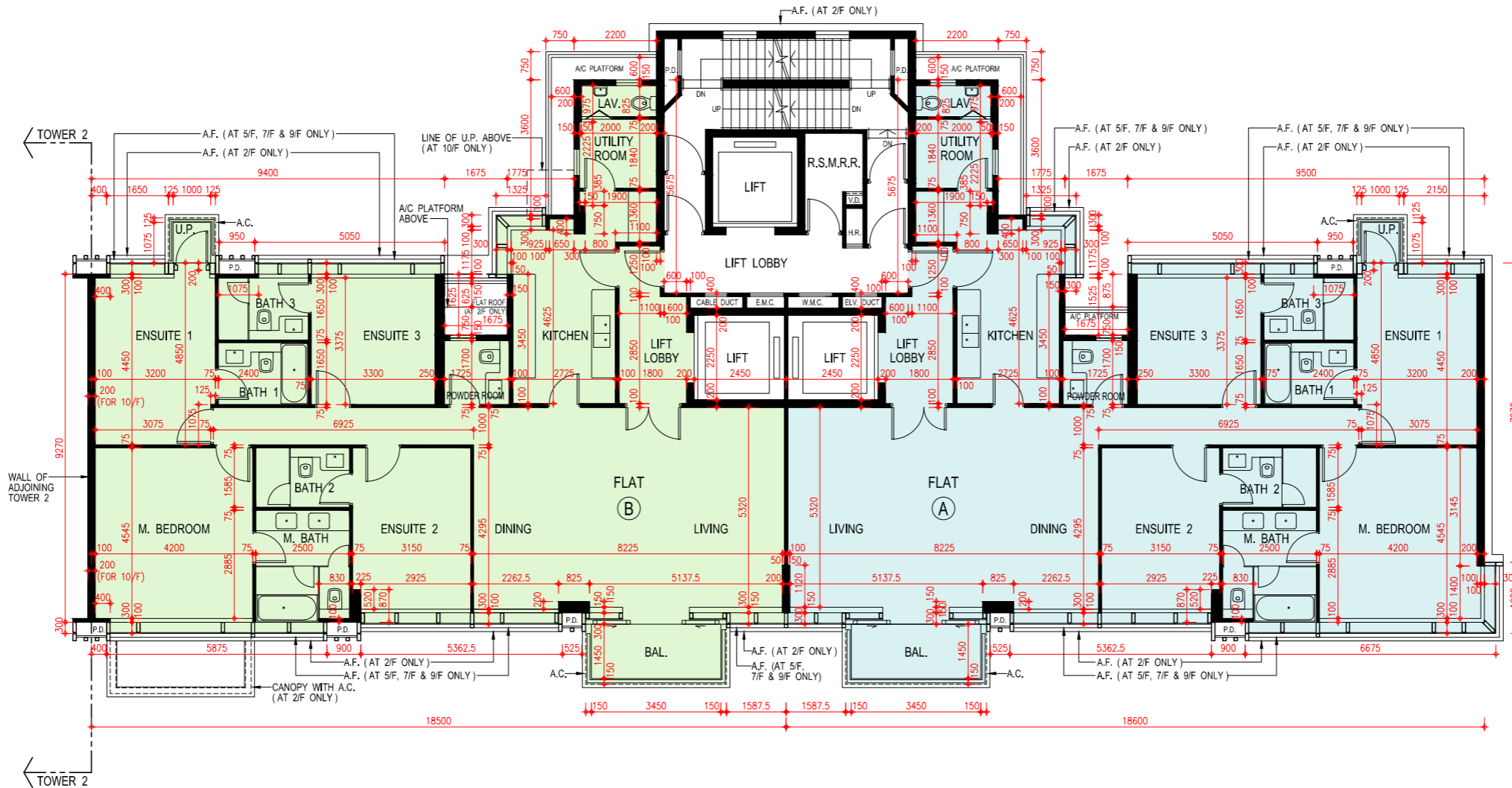
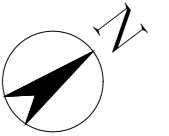
備註：

- 平面圖所列之尺寸數字為以毫米標示之建築尺寸。
- 住宅物業的外牆設有建築裝飾及/或外露喉管。詳細資料請參考最新批准之建築圖則。
- 住宅物業的平台及/或外牆設有外露及/或外牆裝飾板內藏之公用喉管。詳細資料請參考最新批准的建築圖則。
- 部份住宅單位的客/飯廳、睡房、套房、書房、工作間、儲物室、走廊、浴室、客廳洗手間、洗手間及廚房有假天花及/或有跌級樓板用以裝置冷氣系統及/或機電設備。
- 樓面平面圖上所顯示的形象裝置符號，例如浴缸、洗滌盆、坐廁、花灑、洗滌盆櫃乃摘自最新的經批准的建築圖則，並只作一般性標誌。
- 不設4樓。
- [*] 包括跌級樓板上之混凝土填充層厚度。

FLOOR PLANS OF RESIDENTIAL PROPERTIES IN THE DEVELOPMENT
發展項目的住宅物業的樓面平面圖

Tower 1
第1座

2/F - 10/F Plan
2樓至10樓平面圖



Scale: 0M/米 5M/米
比例: 5M/米

Tower 1

第1座

11/F Plan

11樓平面圖

	Tower 1 第1座
Floor 樓層	11/F 11樓
Flat 單位	Sky Pool Penthouse
The thickness of the floor slabs (excluding plaster) of each residential property (mm) 每個住宅物業的樓板(不包括灰泥)的厚度(毫米)	150, 175
The floor-to-floor heights of each residential property (mm) 每個住宅物業的層與層之間的高度(毫米)	3475, 3500, 3750*, 3850*

The internal areas of the residential properties on the upper floors will generally be slightly larger than those on the lower floors because of the reducing thickness of the structural walls on the upper floors.

因住宅物業的較高樓層的結構牆的厚度遞減，較高樓層的內部面積，一般比較低樓層的內部面積稍大。

Notes:

1. The dimensions of floor plans are all structural dimensions in millimeter.
2. There may be architectural features and/or exposed pipes on external walls of the residential properties. For details, please refer to the latest approved building plans.
3. Common pipes exposed and/or enclosed in cladding are located at/adjacent to flat roof and/or external wall of the residential properties. For details, please refer to the latest approved building plans.
4. There are ceiling bulkheads and/or sunken slab at living/dining room, bedrooms, ensuites, study rooms, utility rooms, store rooms, corridors, bathrooms, powder rooms, lavatories and kitchen of some residential units for the air-conditioning system and/or mechanical and electrical services.
5. Symbols of fittings and fitments shown in the floor plans, such as bathtubs, sink, water closets, shower, sink counter etc are architectural symbols extracted from the latest approved general building plans for general indication only.
6. [*] Inclusive of the thickness of mass concrete fill on sunken slab.

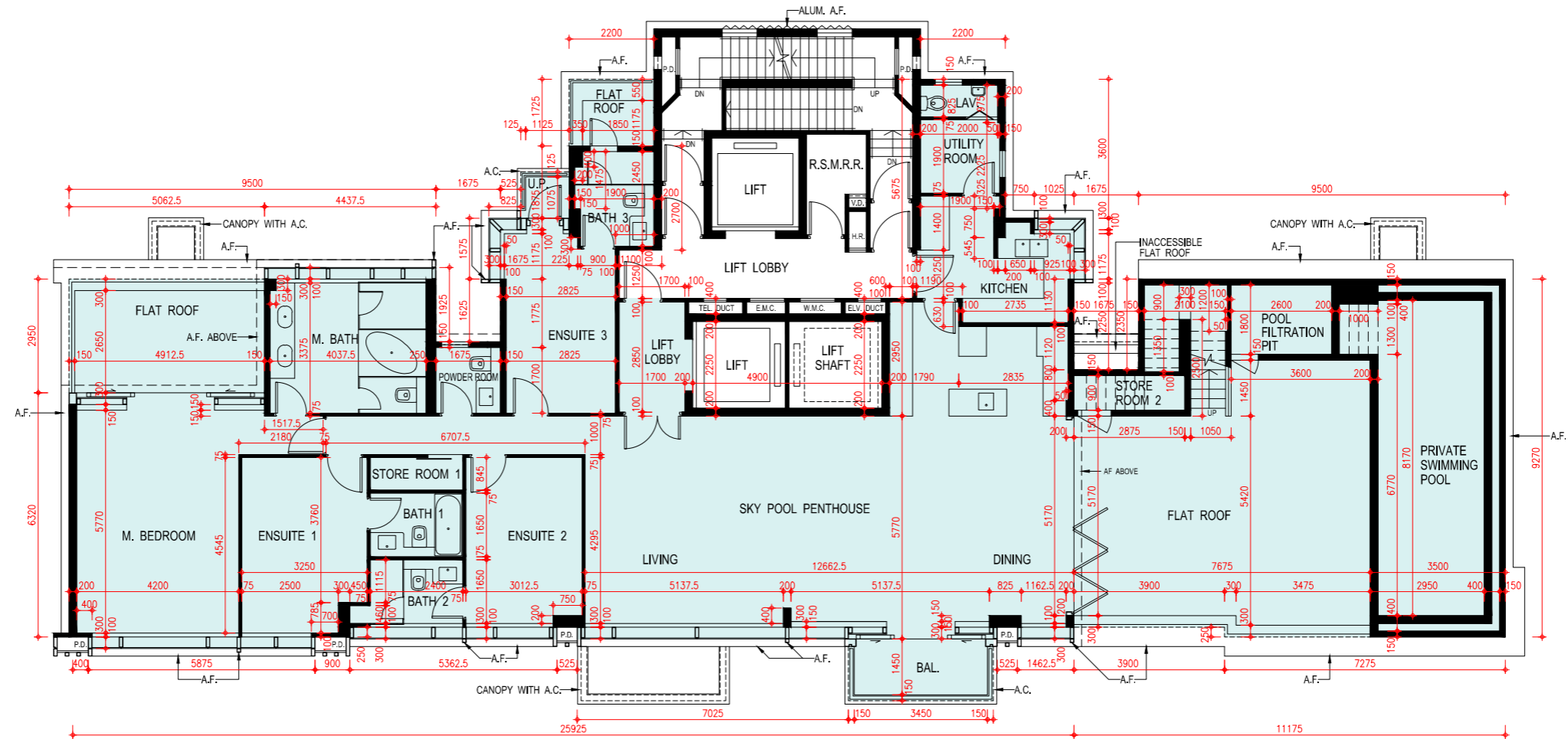
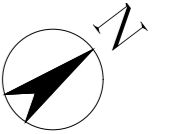
備註：

1. 平面圖所列之尺寸數字為以毫米標示之建築尺寸。
2. 住宅物業的外牆設有建築裝飾及/或外露喉管。詳細資料請參考最新批准之建築圖則。
3. 住宅物業的平台及/或外牆設有外露及/或外牆裝飾板內藏之公用喉管。詳細資料請參考最新批准的建築圖則。
4. 部份住宅單位的客/飯廳、睡房、套房、書房、工作間、儲物室、走廊、浴室、客廳洗手間、洗手間及廚房有假天花及/或有跌級樓板用以裝置冷氣系統及/或機電設備。
5. 樓面平面圖上所顯示的形象裝置符號，例如浴缸、洗滌盆、坐廁、花灑、洗滌盆櫃乃摘自最新的經批准的建築圖則，並只作一般性標誌。
6. [*] 包括跌級樓板上之混凝土填充層厚度。

FLOOR PLANS OF RESIDENTIAL PROPERTIES IN THE DEVELOPMENT
發展項目的住宅物業的樓面平面圖

Tower 1
第1座

11/F Plan
11樓平面圖



Scale: 0M/米 5M/米
比例: 0 5 10

Tower 1

第1座

Roof Floor Plan

天台平面圖

	Tower 1 第1座
Floor 樓層	Roof 天台
Flat 單位	Sky Pool Penthouse
The thickness of the floor slabs (excluding plaster) of each residential property (mm) 每個住宅物業的樓板(不包括灰泥)的厚度(毫米)	Not Applicable 不適用
The floor-to-floor heights of each residential property (mm) 每個住宅物業的層與層之間的高度(毫米)	Not Applicable 不適用

The internal areas of the residential properties on the upper floors will generally be slightly larger than those on the lower floors because of the reducing thickness of the structural walls on the upper floors.

因住宅物業的較高樓層的結構牆的厚度遞減，較高樓層的內部面積，一般比較低樓層的內部面積稍大。

Notes:

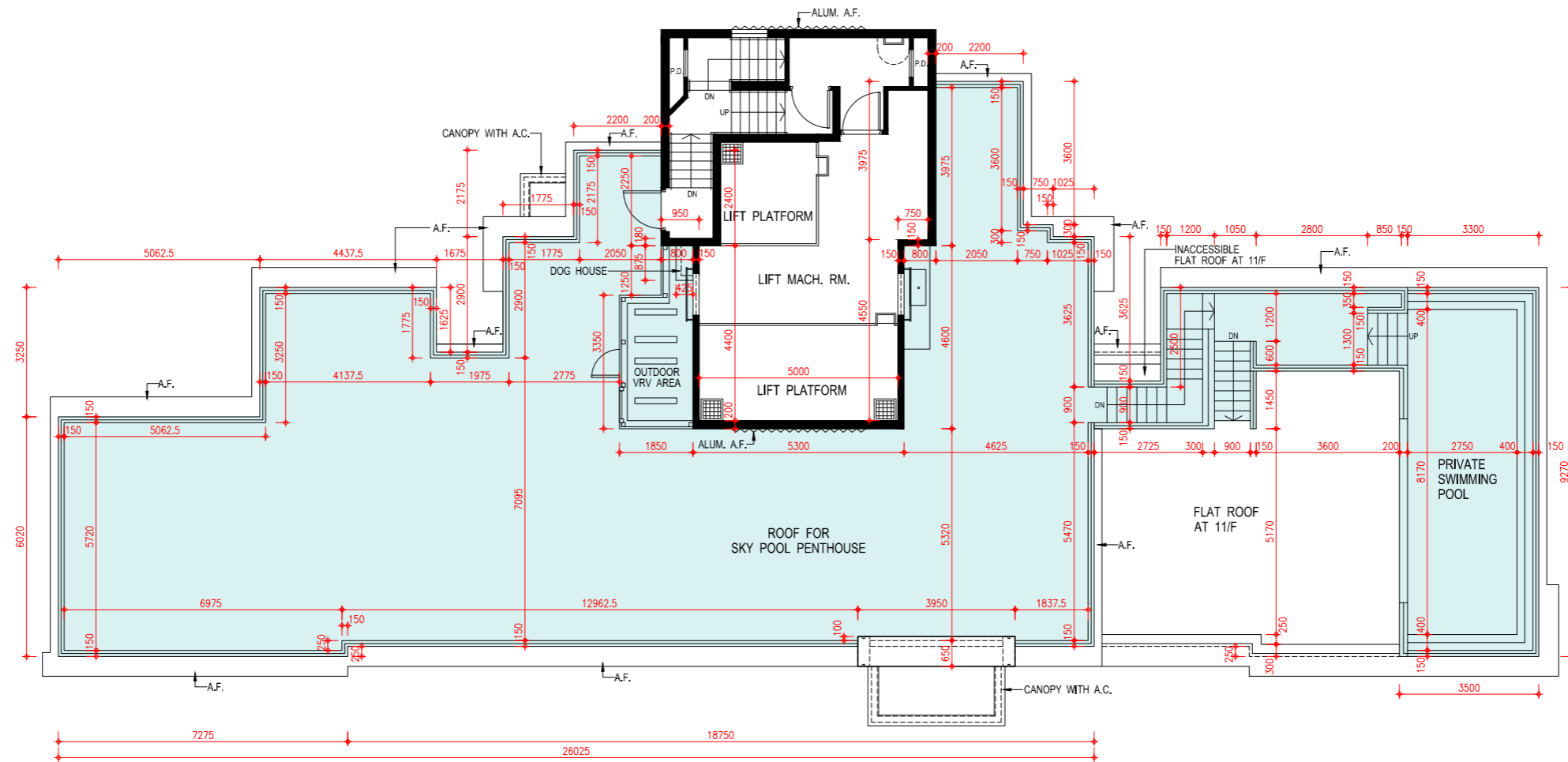
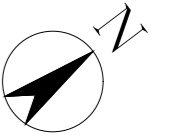
1. The dimensions of floor plans are all structural dimensions in millimeter.
2. There may be architectural features and/or exposed pipes on external walls of the residential properties. For details, please refer to the latest approved building plans.
3. Common pipes exposed and/or enclosed in cladding are located at/adjacent to flat roof and/or external wall of the residential properties. For details, please refer to the latest approved building plans.
4. There are ceiling bulkheads and/or sunken slab at living/dining room, bedrooms, ensuites, study rooms, utility rooms, store rooms, corridors, bathrooms, powder rooms, lavatories and kitchen of some residential units for the air-conditioning system and/or mechanical and electrical services.
5. Symbols of fittings and fitments shown in the floor plans, such as bathtubs, sink, water closets, shower, sink counter etc are architectural symbols extracted from the latest approved general building plans for general indication only.

備註：

1. 平面圖所列之尺寸數字為以毫米標示之建築尺寸。
2. 住宅物業的外牆設有建築裝飾及/或外露喉管。詳細資料請參考最新批准之建築圖則。
3. 住宅物業的平台及/或外牆設有外露及/或外牆裝飾板內藏之公用喉管。詳細資料請參考最新批准的建築圖則。
4. 部份住宅單位的客/飯廳、睡房、套房、書房、工作間、儲物室、走廊、浴室、客廳洗手間、洗手間及廚房有假天花及/或有跌級樓板用以裝置冷氣系統及/或機電設備。
5. 樓面平面圖上所顯示的形象裝置符號，例如浴缸、洗滌盆、坐廁、花灑、洗滌盆櫃乃摘自最新的經批准的建築圖則，並只作一般性標誌。

Tower 1
 第1座

Roof Floor Plan
 天台平面圖



FLOOR PLANS OF RESIDENTIAL PROPERTIES IN THE DEVELOPMENT

發展項目的住宅物業的樓面平面圖

Tower 2

第2座

G/F Plan

地下平面圖

	Tower 2 第2座	
Floor 樓層	G/F 地下	
Flat 單位	Garden Duplex	• Garden Apartment
The thickness of the floor slabs (excluding plaster) of each residential property (mm) 每個住宅物業的樓板(不包括灰泥)的厚度(毫米)	125, 150, 200	125, 150, 200
The floor-to-floor heights of each residential property (mm) 每個住宅物業的層與層之間的高度(毫米)	3150, 3250, 3450, 3800*, 3825, 6250, 6350, 6600	3100, 3150, 3200, 3275, 3450, 3450*, 3500*, 3575, 3700*, 3800*

The internal areas of the residential properties on the upper floors will generally be slightly larger than those on the lower floors because of the reducing thickness of the structural walls on the upper floors.

因住宅物業的較高樓層的結構牆的厚度遞減，較高樓層的內部面積，一般比較低樓層的內部面積稍大。

Notes:

- The dimensions of floor plans are all structural dimensions in millimeter.
- There may be architectural features and/or exposed pipes on external walls of the residential properties. For details, please refer to the latest approved building plans.
- Common pipes exposed and/or enclosed in cladding are located at/adjacent to flat roof and/or external wall of the residential properties. For details, please refer to the latest approved building plans.
- There are ceiling bulkheads and/or sunken slab at living/dining room, bedrooms, ensembles, study rooms, utility rooms, store rooms, corridors, bathrooms, powder rooms, lavatories and kitchen of some residential units for the air-conditioning system and/or mechanical and electrical services.
- Symbols of fittings and fitments shown in the floor plans, such as bathtubs, sink, water closets, shower, sink counter etc are architectural symbols extracted from the latest approved general building plans for general indication only.
- “Terrace Apartment”, “Garden Apartment” and “Courtyard Penthouse” are names for marketing purposes only and will not appear in any Deed of Mutual Covenant, the Preliminary Agreement for Sale and Purchase, Agreement for Sale and Purchase, Assignment, or any other title deeds and documents relating to the Development. The names as appearing on the approved building plans are: Flat A on 1/F of Tower 1 for Terrace Apartment on 1/F of Tower 1; Flat B on G/F of Tower 2 for Garden Apartment on G/F of Tower 2; Flat B on G/F of Tower 3 for Garden Apartment on G/F of Tower 3; Flat A on G/F of Tower 7 for Garden Apartment on G/F of Tower 7; Penthouse on 11/F of Tower 7 for Courtyard Penthouse on 11/F of Tower 7; Flat B on G/F of Tower 8 for Garden Apartment on G/F of Tower 8; Penthouse on 11/F of Tower 8 for Courtyard Penthouse on 11/F of Tower 8.
- [*] Inclusive of the thickness of mass concrete fill on sunken slab.

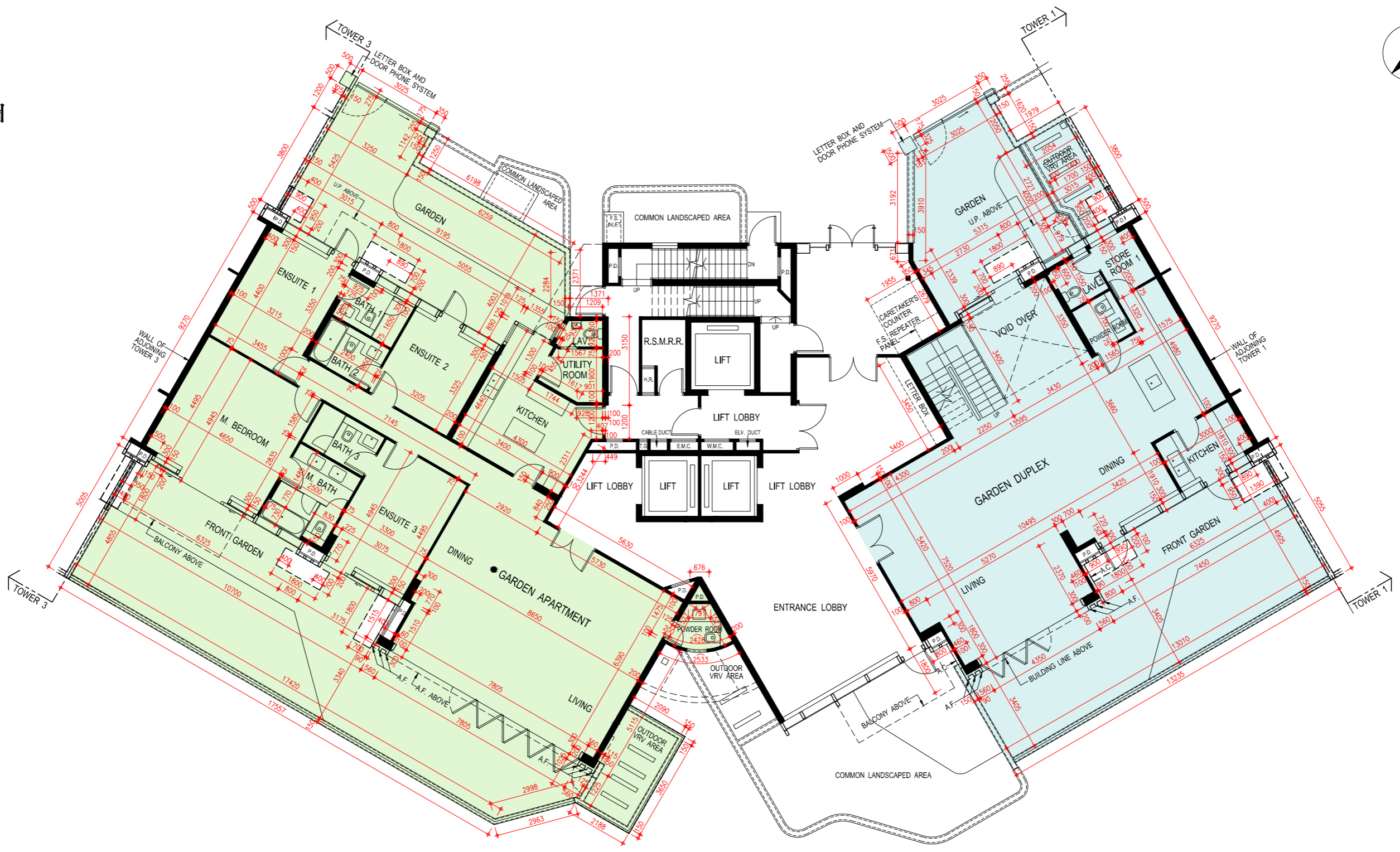
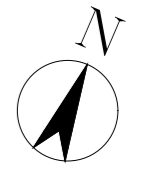
備註：

- 平面圖所列之尺寸數字為以毫米標示之建築尺寸。
- 住宅物業的外牆設有建築裝飾及/或外露喉管。詳細資料請參考最新批准之建築圖則。
- 住宅物業的平台及/或外牆設有外露及/或外牆裝飾板內藏之公用喉管。詳細資料請參考最新批准的建築圖則。
- 部份住宅單位的客/飯廳、睡房、套房、書房、工作間、儲物室、走廊、浴室、客廳洗手間、洗手間及廚房有假天花及/或有跌級樓板用以裝置冷氣系統及/或機電設備。
- 樓面平面圖上所顯示的形象裝置符號，例如浴缸、洗滌盆、坐廁、花灑、洗滌盆櫃乃摘自最新的經批准的建築圖則，並只作一般性標誌。
- 「Terrace Apartment」、「Garden Apartment」及「Courtyard Penthouse」僅為市場推廣之用的名稱，並不會於關於發展項目的任何公契、臨時買賣合約、買賣合約、轉讓契及契據出現。經批准的建築圖則上顯示的名稱為：第1座1樓A單位（即第1座1樓Terrace Apartment）；第2座地下B單位（即第2座地下Garden Apartment）；第3座地下B單位（即第3座地下Garden Apartment）；第7座地下A單位（即第7座地下Garden Apartment）；第7座11樓Penthouse（即第7座11樓Courtyard Penthouse）；第8座地下B單位（即第8座地下Garden Apartment）；第8座11樓Penthouse（即第8座11樓Courtyard Penthouse）。
- [*] 包括跌級樓板上之混凝土填充層厚度。

FLOOR PLANS OF RESIDENTIAL PROPERTIES IN THE DEVELOPMENT
 發展項目的住宅物業的樓面平面圖

Tower 2
 第2座

G/F Plan
 地下平面圖



Scale: 0M/米 5M/米
 比例: 5M/米

Tower 2

第2座

1/F Plan

1樓平面圖

	Tower 2 第2座	
Floor 樓層	1/F 1樓	
Flat 單位	Garden Duplex	B
The thickness of the floor slabs (excluding plaster) of each residential property (mm) 每個住宅物業的樓板(不包括灰泥)的厚度(毫米)	125, 150, 200	125, 150, 200
The floor-to-floor heights of each residential property (mm) 每個住宅物業的層與層之間的高度(毫米)	2800, 2850, 2900, 3150	2800, 2850, 2900*, 3150, 3275, 3400*, 3450*, 3500*

The internal areas of the residential properties on the upper floors will generally be slightly larger than those on the lower floors because of the reducing thickness of the structural walls on the upper floors.

因住宅物業的較高樓層的結構牆的厚度遞減，較高樓層的內部面積，一般比較低樓層的內部面積稍大。

Notes:

1. The dimensions of floor plans are all structural dimensions in millimeter.
2. There may be architectural features and/or exposed pipes on external walls of the residential properties. For details, please refer to the latest approved building plans.
3. Common pipes exposed and/or enclosed in cladding are located at/adjacent to flat roof and/or external wall of the residential properties. For details, please refer to the latest approved building plans.
4. There are ceiling bulkheads and/or sunken slab at living/dining room, bedrooms, ensuites, study rooms, utility rooms, store rooms, corridors, bathrooms, powder rooms, lavatories and kitchen of some residential units for the air-conditioning system and/or mechanical and electrical services.
5. Symbols of fittings and fitments shown in the floor plans, such as bathtubs, sink, water closets, shower, sink counter etc are architectural symbols extracted from the latest approved general building plans for general indication only.
6. [*] Inclusive of the thickness of mass concrete fill on sunken slab.

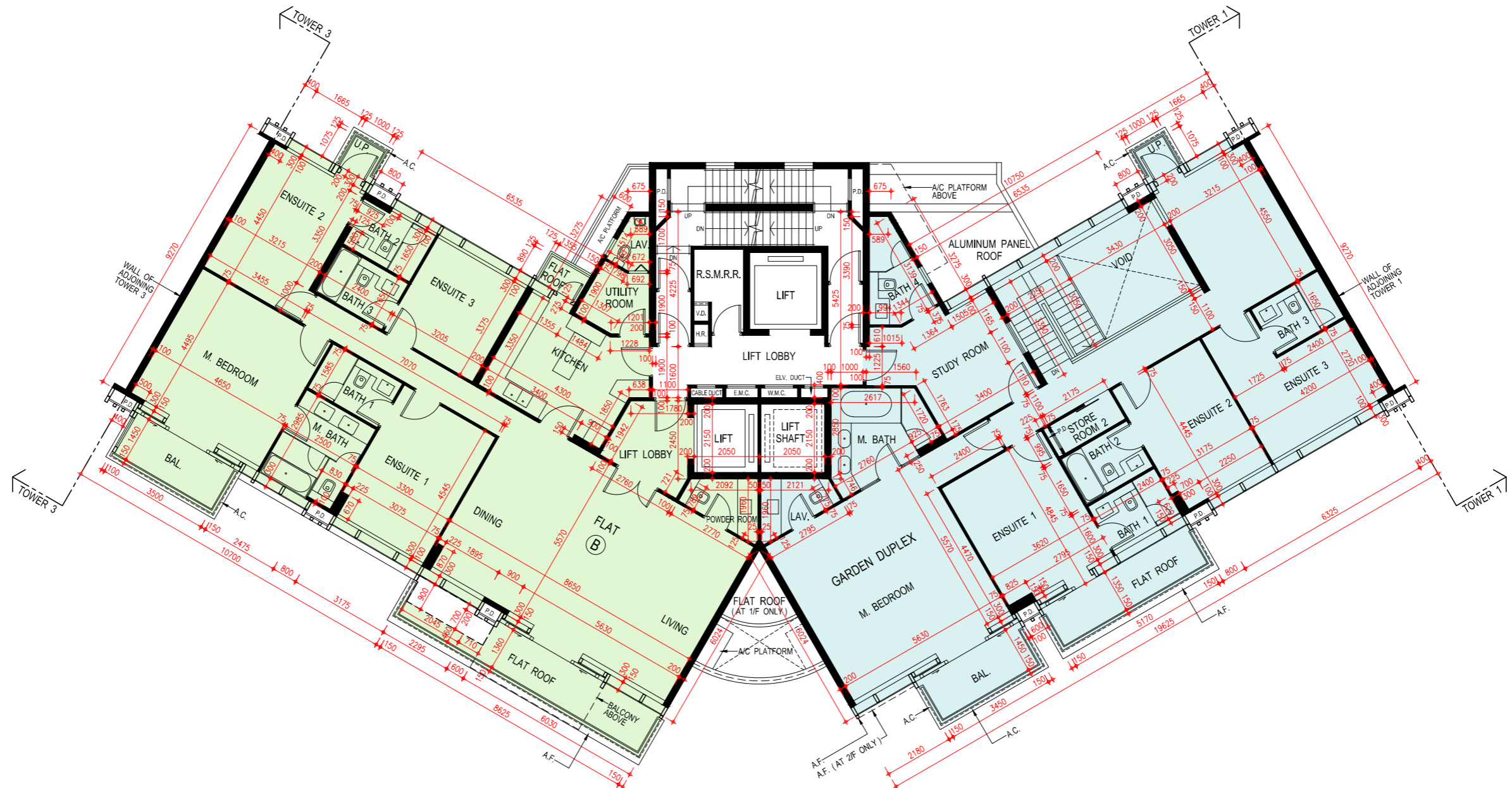
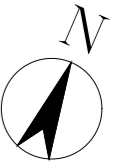
備註：

1. 平面圖所列之尺寸數字為以毫米標示之建築尺寸。
2. 住宅物業的外牆設有建築裝飾及/或外露喉管。詳細資料請參考最新批准之建築圖則。
3. 住宅物業的平台及/或外牆設有外露及/或外牆裝飾板內藏之公用喉管。詳細資料請參考最新批准的建築圖則。
4. 部份住宅單位的客/飯廳、睡房、套房、書房、工作間、儲物室、走廊、浴室、客廳洗手間、洗手間及廚房有假天花及/或有跌級樓板用以裝置冷氣系統及/或機電設備。
5. 樓面平面圖上所顯示的形象裝置符號，例如浴缸、洗滌盆、坐廁、花灑、洗滌盆櫃乃摘自最新的經批准的建築圖則，並只作一般性標誌。
6. [*] 包括跌級樓板上之混凝土填充層厚度。

FLOOR PLANS OF RESIDENTIAL PROPERTIES IN THE DEVELOPMENT
發展項目的住宅物業的樓面平面圖

Tower 2
第2座

1/F Plan
1樓平面圖



Scale: 0M/米 5M/米
比例: 5M/米

FLOOR PLANS OF RESIDENTIAL PROPERTIES IN THE DEVELOPMENT

發展項目的住宅物業的樓面平面圖

Tower 2

第2座

2/F - 7/F, 9/F Plan

2樓至7樓，9樓平面圖

Floor 樓層	Tower 2 第2座			
	2/F-7/F 2樓至7樓		9/F 9樓	
Flat 單位	A	B	A	B
The thickness of the floor slabs (excluding plaster) of each residential property (mm) 每個住宅物業的樓板(不包括灰泥)的厚度(毫米)	125, 150, 200	125, 150, 200	125, 150, 200	125, 150, 200
The floor-to-floor heights of each residential property (mm) 每個住宅物業的層與層之間的高度(毫米)	3150, 3150*	3150, 3150*	3050*, 3075, 3150, 3300*, 3325*, 3375*, 3400, 3400*, 3425*, 3650*, 3750*	3050*, 3075, 3150, 3300*, 3325*, 3375*, 3400, 3400*, 3425*, 3650*, 3750*

The internal areas of the residential properties on the upper floors will generally be slightly larger than those on the lower floors because of the reducing thickness of the structural walls on the upper floors.

因住宅物業的較高樓層的結構牆的厚度遞減，較高樓層的內部面積，一般比較低樓層的內部面積稍大。

Notes:

- The dimensions of floor plans are all structural dimensions in millimeter.
- There may be architectural features and/or exposed pipes on external walls of the residential properties. For details, please refer to the latest approved building plans.
- Common pipes exposed and/or enclosed in cladding are located at/adjacent to flat roof and/or external wall of the residential properties. For details, please refer to the latest approved building plans.
- There are ceiling bulkheads and/or sunken slab at living/dining room, bedrooms, ensuites, study rooms, utility rooms, store rooms, corridors, bathrooms, powder rooms, lavatories and kitchen of some residential units for the air-conditioning system and/or mechanical and electrical services.
- Symbols of fittings and fitments shown in the floor plans, such as bathtubs, sink, water closets, shower, sink counter etc are architectural symbols extracted from the latest approved general building plans for general indication only.
- 4/F is omitted.
- [*] Inclusive of the thickness of mass concrete fill on sunken slab.

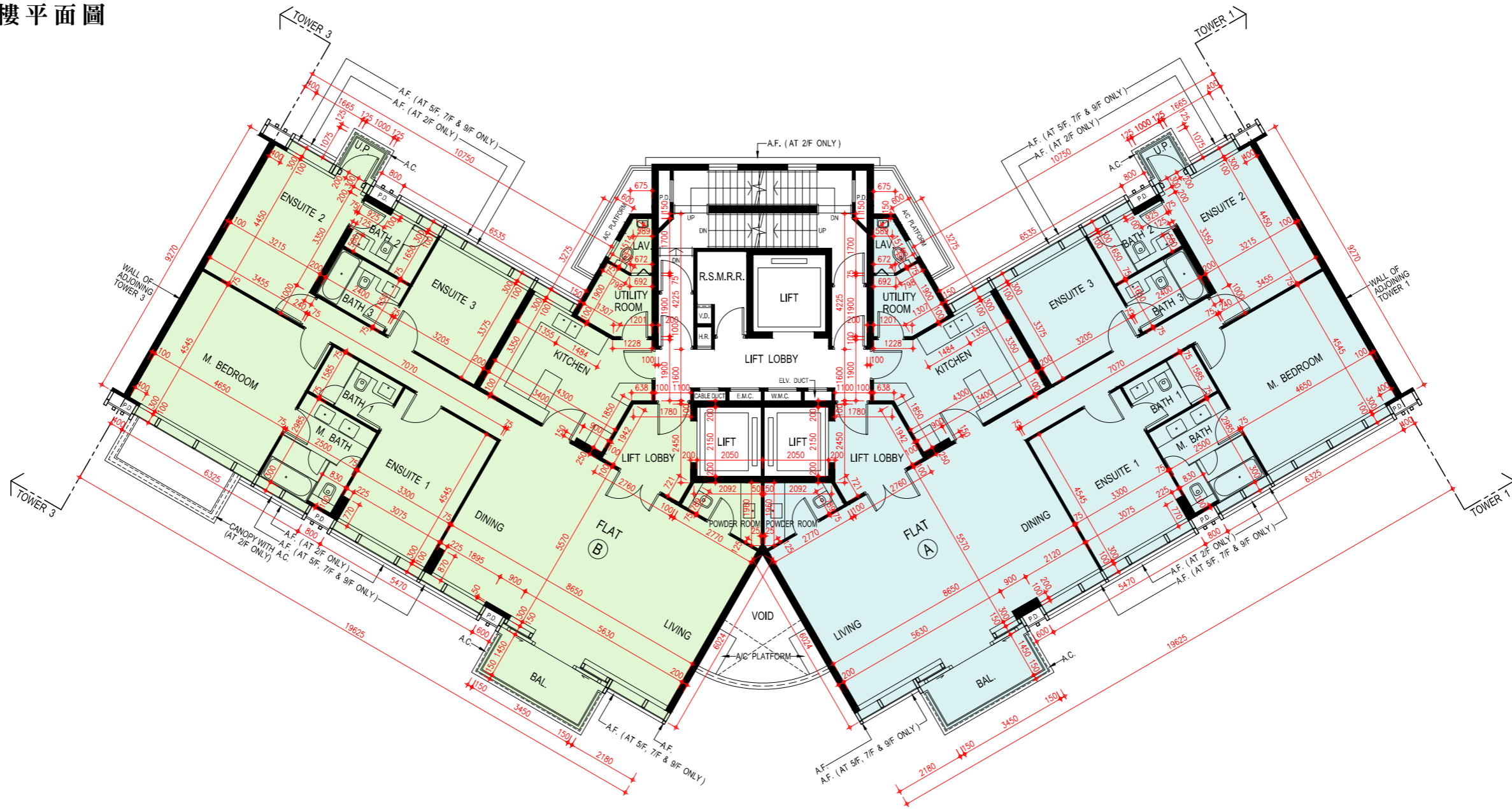
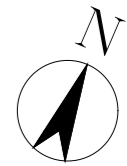
備註：

- 平面圖所列之尺寸數字為以毫米標示之建築尺寸。
- 住宅物業的外牆設有建築裝飾及/或外露喉管。詳細資料請參考最新批准之建築圖則。
- 住宅物業的平台及/或外牆設有外露及/或外牆裝飾板內藏之公用喉管。詳細資料請參考最新批准的建築圖則。
- 部份住宅單位的客/飯廳、睡房、套房、書房、工作間、儲物室、走廊、浴室、客廳洗手間、洗手間及廚房有假天花及/或有跌級樓板用以裝置冷氣系統及/或機電設備。
- 樓面平面圖上所顯示的形象裝置符號，例如浴缸、洗滌盆、坐廁、花灑、洗滌盆櫃乃摘自最新的經批准的建築圖則，並只作一般性標誌。
- 不設4樓。
- [*] 包括跌級樓板上之混凝土填充層厚度。

FLOOR PLANS OF RESIDENTIAL PROPERTIES IN THE DEVELOPMENT
發展項目的住宅物業的樓面平面圖

Tower 2
第2座

2/F - 7/F, 9/F Plan
2樓至7樓，9樓平面圖



Scale: 0M/米 5M/米
比例: 5M/米

Tower 2

第2座

8/F Plan

8樓平面圖

	Tower 2 第2座	
Floor 樓層	8/F 8樓	
Flat 單位	A	B
The thickness of the floor slabs (excluding plaster) of each residential property (mm) 每個住宅物業的樓板(不包括灰泥)的厚度(毫米)	125, 150, 200	125, 150, 200
The floor-to-floor heights of each residential property (mm) 每個住宅物業的層與層之間的高度(毫米)	3150, 3150*	3150, 3150*

The internal areas of the residential properties on the upper floors will generally be slightly larger than those on the lower floors because of the reducing thickness of the structural walls on the upper floors.

因住宅物業的較高樓層的結構牆的厚度遞減，較高樓層的內部面積，一般比較低樓層的內部面積稍大。

Notes:

- The dimensions of floor plans are all structural dimensions in millimeter.
- There may be architectural features and/or exposed pipes on external walls of the residential properties. For details, please refer to the latest approved building plans.
- Common pipes exposed and/or enclosed in cladding are located at/adjacent to flat roof and/or external wall of the residential properties. For details, please refer to the latest approved building plans.
- There are ceiling bulkheads and/or sunken slab at living/dining room, bedrooms, ensuites, study rooms, utility rooms, store rooms, corridors, bathrooms, powder rooms, lavatories and kitchen of some residential units for the air-conditioning system and/or mechanical and electrical services.
- Symbols of fittings and fitments shown in the floor plans, such as bathtubs, sink, water closets, shower, sink counter etc are architectural symbols extracted from the latest approved general building plans for general indication only.
- [*] Inclusive of the thickness of mass concrete fill on sunken slab.
- Flat B on 8/F of Tower 2 has been altered by way of minor works or exempted works under the Buildings Ordinance after the completion of the Development. The latest condition of which is shown on the relevant floor plans. The alterations are as follows:
 - Adjustments have been made to the main entrance door.
 - Adjustments have been made to the glass partitions of Master Bathroom.

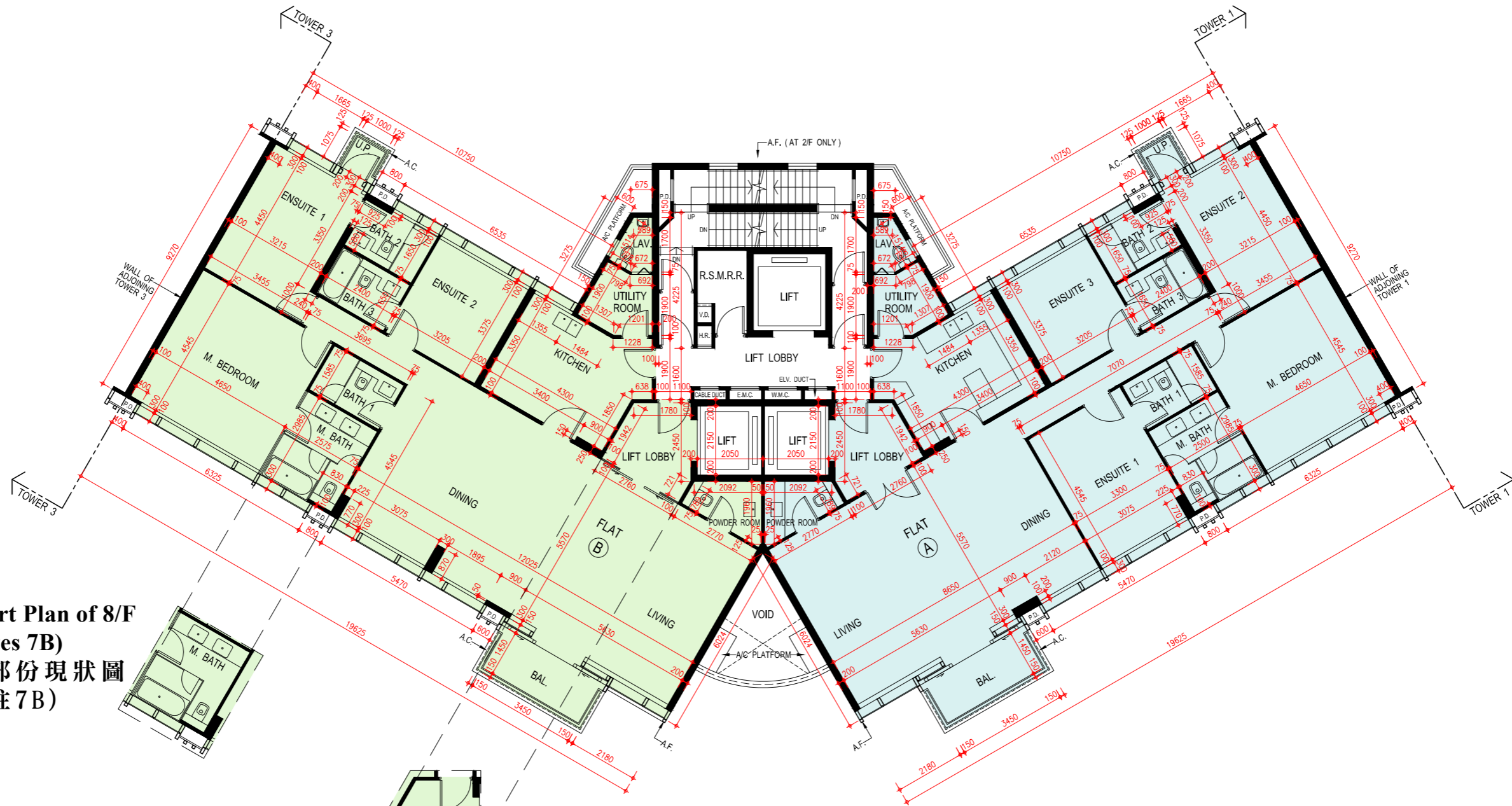
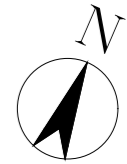
備註：

- 平面圖所列之尺寸數字為以毫米標示之建築尺寸。
- 住宅物業的外牆設有建築裝飾及/或外露喉管。詳細資料請參考最新批准之建築圖則。
- 住宅物業的平台及/或外牆設有外露及/或外牆裝飾板內藏之公用喉管。詳細資料請參考最新批准的建築圖則。
- 部份住宅單位的客/飯廳、睡房、套房、書房、工作間、儲物室、走廊、浴室、客廳洗手間、洗手間及廚房有假天花及/或有跌級樓板用以裝置冷氣系統及/或機電設備。
- 樓面平面圖上所顯示的形象裝置符號，例如浴缸、洗滌盆、坐廁、花灑、洗滌盆櫃乃摘自最新的經批准的建築圖則，並只作一般性標誌。
- [*] 包括跌級樓板上之混凝土填充層厚度。
- 第2座8樓B單位在發展項目落成後進行小型工程或獲《建築物條例》豁免的工程而有所改動。現狀請參考有關平面圖，該改動如下：
 - 單位入口門已被改動。
 - 主人浴室的玻璃間隔已被改動。

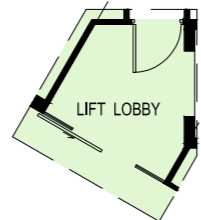
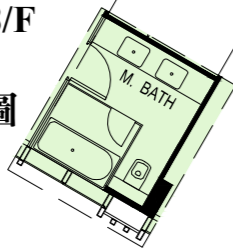
FLOOR PLANS OF RESIDENTIAL PROPERTIES IN THE DEVELOPMENT
發展項目的住宅物業的樓面平面圖

Tower 2
第2座

8/F Plan
8樓平面圖



As-is Part Plan of 8/F
(See Notes 7B)
8樓之部份現狀圖
(見備註7B)



As-is Part Plan of 8/F
(See Notes 7A)
8樓之部份現狀圖
(見備註7A)

Scale: 0M/米 5M/米
比例: 5M/米

Tower 2

第 2 座

10/F Plan

10 樓平面圖

	Tower 2 第2座
Floor 樓層	10/F 10樓
Flat 單位	Spa Duplex A & Spa Duplex B
The thickness of the floor slabs (excluding plaster) of each residential property (mm) 每個住宅物業的樓板(不包括灰泥)的厚度(毫米)	125, 150, 200
The floor-to-floor heights of each residential property (mm) 每個住宅物業的層與層之間的高度(毫米)	3150, 3250, 3500, 3750*, 3850*

The internal areas of the residential properties on the upper floors will generally be slightly larger than those on the lower floors because of the reducing thickness of the structural walls on the upper floors.

因住宅物業的較高樓層的結構牆的厚度遞減，較高樓層的內部面積，一般比較低樓層的內部面積稍大。

Notes:

1. The dimensions of floor plans are all structural dimensions in millimeter.
2. There may be architectural features and/or exposed pipes on external walls of the residential properties. For details, please refer to the latest approved building plans.
3. Common pipes exposed and/or enclosed in cladding are located at/adjacent to flat roof and/or external wall of the residential properties. For details, please refer to the latest approved building plans.
4. There are ceiling bulkheads and/or sunken slab at living/dining room, bedrooms, ensuites, study rooms, utility rooms, store rooms, corridors, bathrooms, powder rooms, lavatories and kitchen of some residential units for the air-conditioning system and/or mechanical and electrical services.
5. Symbols of fittings and fitments shown in the floor plans, such as bathtubs, sink, water closets, shower, sink counter etc are architectural symbols extracted from the latest approved general building plans for general indication only.
6. [*] Inclusive of the thickness of mass concrete fill on sunken slab.

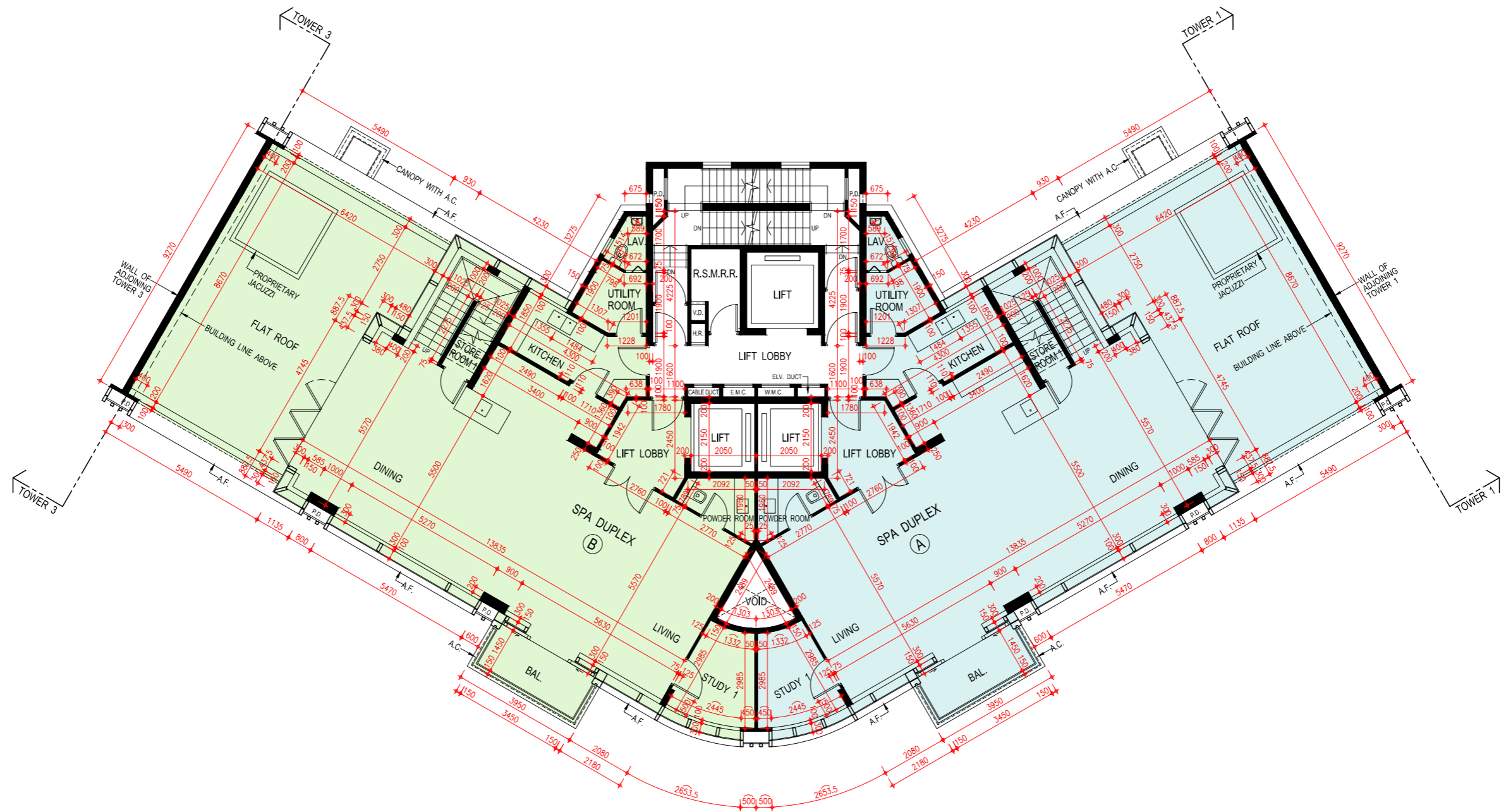
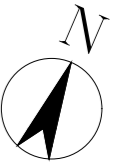
備註：

1. 平面圖所列之尺寸數字為以毫米標示之建築尺寸。
2. 住宅物業的外牆設有建築裝飾及/或外露喉管。詳細資料請參考最新批准之建築圖則。
3. 住宅物業的平台及/或外牆設有外露及/或外牆裝飾板內藏之公用喉管。詳細資料請參考最新批准的建築圖則。
4. 部份住宅單位的客/飯廳、睡房、套房、書房、工作間、儲物室、走廊、浴室、客廳洗手間、洗手間及廚房有假天花及/或有跌級樓板用以裝置冷氣系統及/或機電設備。
5. 樓面平面圖上所顯示的形象裝置符號，例如浴缸、洗滌盆、坐廁、花灑、洗滌盆櫃乃摘自最新的經批准的建築圖則，並只作一般性標誌。
6. [*] 包括跌級樓板上之混凝土填充層厚度。

FLOOR PLANS OF RESIDENTIAL PROPERTIES IN THE DEVELOPMENT
發展項目的住宅物業的樓面平面圖

Tower 2
第2座

10/F Plan
10樓平面圖



Scale: 0M/米 5M/米
比例: 5M/米

Tower 2

第 2 座

11/F Plan

11 樓平面圖

	Tower 2 第2座
Floor 樓層	11/F 11樓
Flat 單位	Spa Duplex A & Spa Duplex B
The thickness of the floor slabs (excluding plaster) of each residential property (mm) 每個住宅物業的樓板(不包括灰泥)的厚度(毫米)	125, 150, 200
The floor-to-floor heights of each residential property (mm) 每個住宅物業的層與層之間的高度(毫米)	3250, 3500*, 3600*

The internal areas of the residential properties on the upper floors will generally be slightly larger than those on the lower floors because of the reducing thickness of the structural walls on the upper floors.

因住宅物業的較高樓層的結構牆的厚度遞減，較高樓層的內部面積，一般比較低樓層的內部面積稍大。

Notes:

1. The dimensions of floor plans are all structural dimensions in millimeter.
2. There may be architectural features and/or exposed pipes on external walls of the residential properties. For details, please refer to the latest approved building plans.
3. Common pipes exposed and/or enclosed in cladding are located at/adjacent to flat roof and/or external wall of the residential properties. For details, please refer to the latest approved building plans.
4. There are ceiling bulkheads and/or sunken slab at living/dining room, bedrooms, ensuites, study rooms, utility rooms, store rooms, corridors, bathrooms, powder rooms, lavatories and kitchen of some residential units for the air-conditioning system and/or mechanical and electrical services.
5. Symbols of fittings and fitments shown in the floor plans, such as bathtubs, sink, water closets, shower, sink counter etc are architectural symbols extracted from the latest approved general building plans for general indication only.
6. [*] Inclusive of the thickness of mass concrete fill on sunken slab.

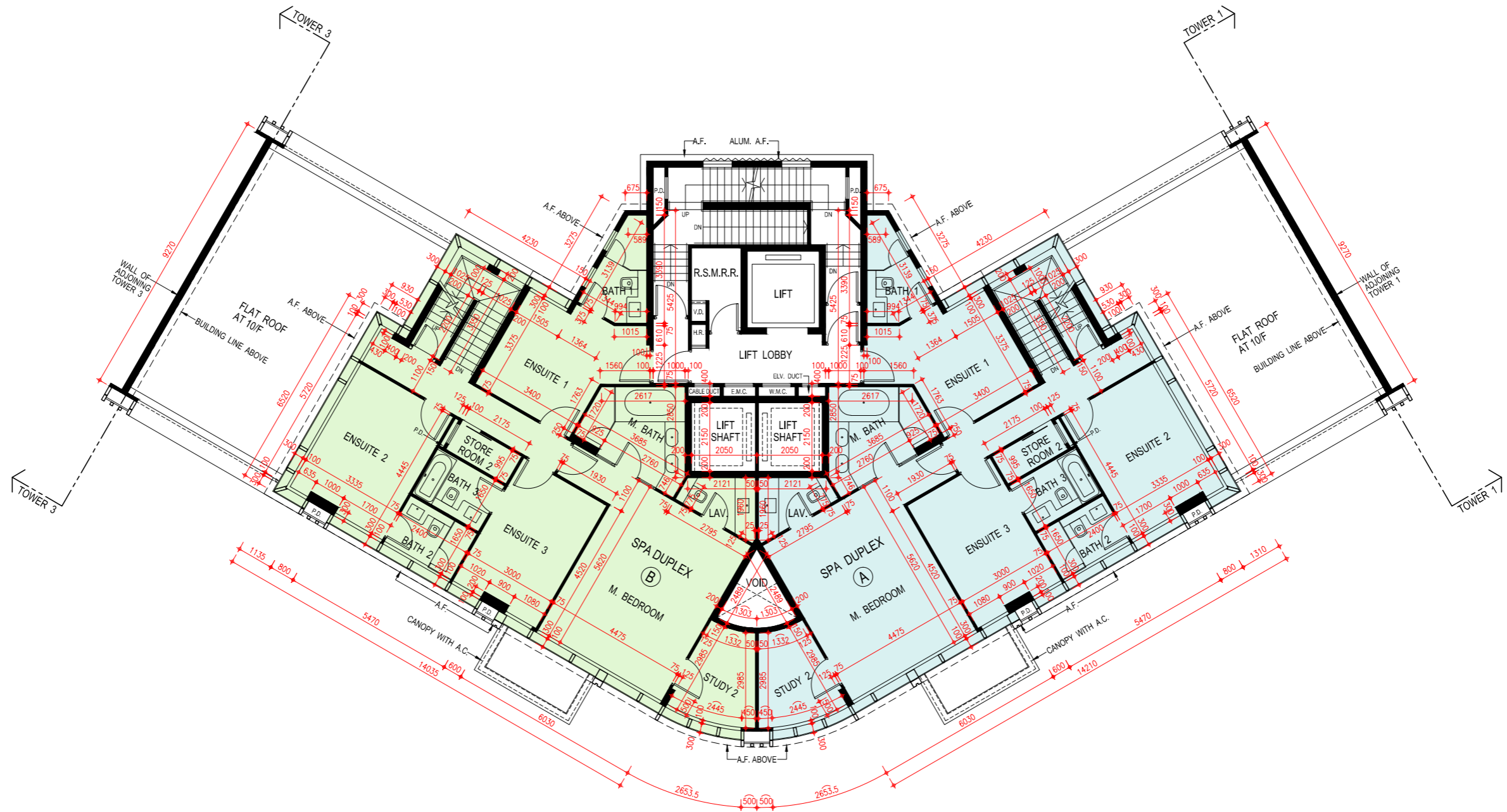
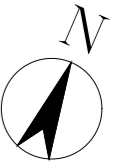
備註：

1. 平面圖所列之尺寸數字為以毫米標示之建築尺寸。
2. 住宅物業的外牆設有建築裝飾及/或外露喉管。詳細資料請參考最新批准之建築圖則。
3. 住宅物業的平台及/或外牆設有外露及/或外牆裝飾板內藏之公用喉管。詳細資料請參考最新批准的建築圖則。
4. 部份住宅單位的客/飯廳、睡房、套房、書房、工作間、儲物室、走廊、浴室、客廳洗手間、洗手間及廚房有假天花及/或有跌級樓板用以裝置冷氣系統及/或機電設備。
5. 樓面平面圖上所顯示的形象裝置符號，例如浴缸、洗滌盆、坐廁、花灑、洗滌盆櫃乃摘自最新的經批准的建築圖則，並只作一般性標誌。
6. [*] 包括跌級樓板上之混凝土填充層厚度。

FLOOR PLANS OF RESIDENTIAL PROPERTIES IN THE DEVELOPMENT
發展項目的住宅物業的樓面平面圖

Tower 2
第2座

11/F Plan
11樓平面圖



Scale: 0M/米 5M/米
比例: 5M/米

Tower 2

第 2 座

Roof Floor Plan

天台平面圖

	Tower 2 第2座
Floor 樓層	Roof 天台
Flat 單位	Spa Duplex A & Spa Duplex B
The thickness of the floor slabs (excluding plaster) of each residential property (mm) 每個住宅物業的樓板(不包括灰泥)的厚度(毫米)	Not Applicable 不適用
The floor-to-floor heights of each residential property (mm) 每個住宅物業的層與層之間的高度(毫米)	Not Applicable 不適用

The internal areas of the residential properties on the upper floors will generally be slightly larger than those on the lower floors because of the reducing thickness of the structural walls on the upper floors.

因住宅物業的較高樓層的結構牆的厚度遞減，較高樓層的內部面積，一般比較低樓層的內部面積稍大。

Notes:

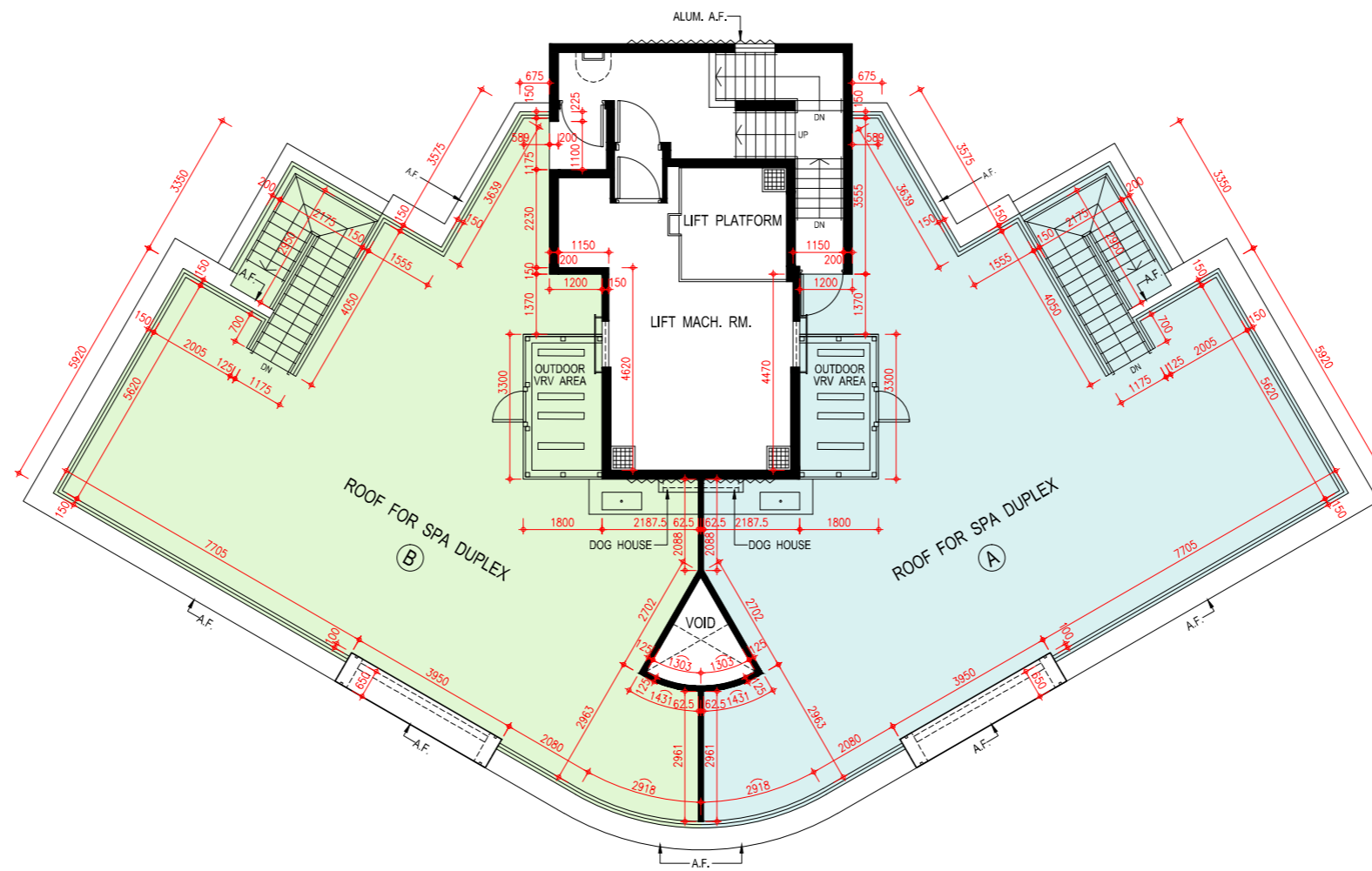
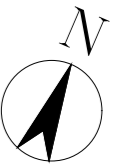
1. The dimensions of floor plans are all structural dimensions in millimeter.
2. There may be architectural features and/or exposed pipes on external walls of the residential properties. For details, please refer to the latest approved building plans.
3. Common pipes exposed and/or enclosed in cladding are located at/adjacent to flat roof and/or external wall of the residential properties. For details, please refer to the latest approved building plans.
4. There are ceiling bulkheads and/or sunken slab at living/dining room, bedrooms, ensuites, study rooms, utility rooms, store rooms, corridors, bathrooms, powder rooms, lavatories and kitchen of some residential units for the air-conditioning system and/or mechanical and electrical services.
5. Symbols of fittings and fitments shown in the floor plans, such as bathtubs, sink, water closets, shower, sink counter etc are architectural symbols extracted from the latest approved general building plans for general indication only.
6. [*] Inclusive of the thickness of mass concrete fill on sunken slab.

備註：

1. 平面圖所列之尺寸數字為以毫米標示之建築尺寸。
2. 住宅物業的外牆設有建築裝飾及/或外露喉管。詳細資料請參考最新批准之建築圖則。
3. 住宅物業的平台及/或外牆設有外露及/或外牆裝飾板內藏之公用喉管。詳細資料請參考最新批准的建築圖則。
4. 部份住宅單位的客/飯廳、睡房、套房、書房、工作間、儲物室、走廊、浴室、客廳洗手間、洗手間及廚房有假天花及/或有跌級樓板用以裝置冷氣系統及/或機電設備。
5. 樓面平面圖上所顯示的形象裝置符號，例如浴缸、洗滌盆、坐廁、花灑、洗滌盆櫃乃摘自最新的經批准的建築圖則，並只作一般性標誌。
6. [*] 包括跌級樓板上之混凝土填充層厚度。

Tower 2
第2座

Roof Floor Plan
天台平面圖



FLOOR PLANS OF RESIDENTIAL PROPERTIES IN THE DEVELOPMENT

發展項目的住宅物業的樓面平面圖

Tower 3

第3座

G/F Plan

地下平面圖

	Tower 3 第3座	
Floor 樓層	G/F 地下	
Flat 單位	Garden Duplex	• Garden Apartment
The thickness of the floor slabs (excluding plaster) of each residential property (mm) 每個住宅物業的樓板(不包括灰泥)的厚度(毫米)	125, 150, 200	125, 150, 175
The floor-to-floor heights of each residential property (mm) 每個住宅物業的層與層之間的高度(毫米)	3250, 3450, 3575, 3800*, 6250, 6350, 6600	3100, 3150, 3200, 3250, 3450, 3450*, 3500*, 3550*, 3600*, 3800*

The internal areas of the residential properties on the upper floors will generally be slightly larger than those on the lower floors because of the reducing thickness of the structural walls on the upper floors.

因住宅物業的較高樓層的結構牆的厚度遞減，較高樓層的內部面積，一般比較低樓層的內部面積稍大。

Notes:

- The dimensions of floor plans are all structural dimensions in millimeter.
- There may be architectural features and/or exposed pipes on external walls of the residential properties. For details, please refer to the latest approved building plans.
- Common pipes exposed and/or enclosed in cladding are located at/adjacent to flat roof and/or external wall of the residential properties. For details, please refer to the latest approved building plans.
- There are ceiling bulkheads and/or sunken slab at living/dining room, bedrooms, ensembles, study rooms, utility rooms, store rooms, corridors, bathrooms, powder rooms, lavatories and kitchen of some residential units for the air-conditioning system and/or mechanical and electrical services.
- Symbols of fittings and fitments shown in the floor plans, such as bathtubs, sink, water closets, shower, sink counter etc are architectural symbols extracted from the latest approved general building plans for general indication only.
- “Terrace Apartment”, “Garden Apartment” and “Courtyard Penthouse” are names for marketing purposes only and will not appear in any Deed of Mutual Covenant, the Preliminary Agreement for Sale and Purchase, Agreement for Sale and Purchase, Assignment, or any other title deeds and documents relating to the Development. The names as appearing on the approved building plans are: Flat A on 1/F of Tower 1 for Terrace Apartment on 1/F of Tower 1; Flat B on G/F of Tower 2 for Garden Apartment on G/F of Tower 2; Flat B on G/F of Tower 3 for Garden Apartment on G/F of Tower 3; Flat A on G/F of Tower 7 for Garden Apartment on G/F of Tower 7; Penthouse on 11/F of Tower 7 for Courtyard Penthouse on 11/F of Tower 7; Flat B on G/F of Tower 8 for Garden Apartment on G/F of Tower 8; Penthouse on 11/F of Tower 8 for Courtyard Penthouse on 11/F of Tower 8.
- [*] Inclusive of the thickness of mass concrete fill on sunken slab.

備註：

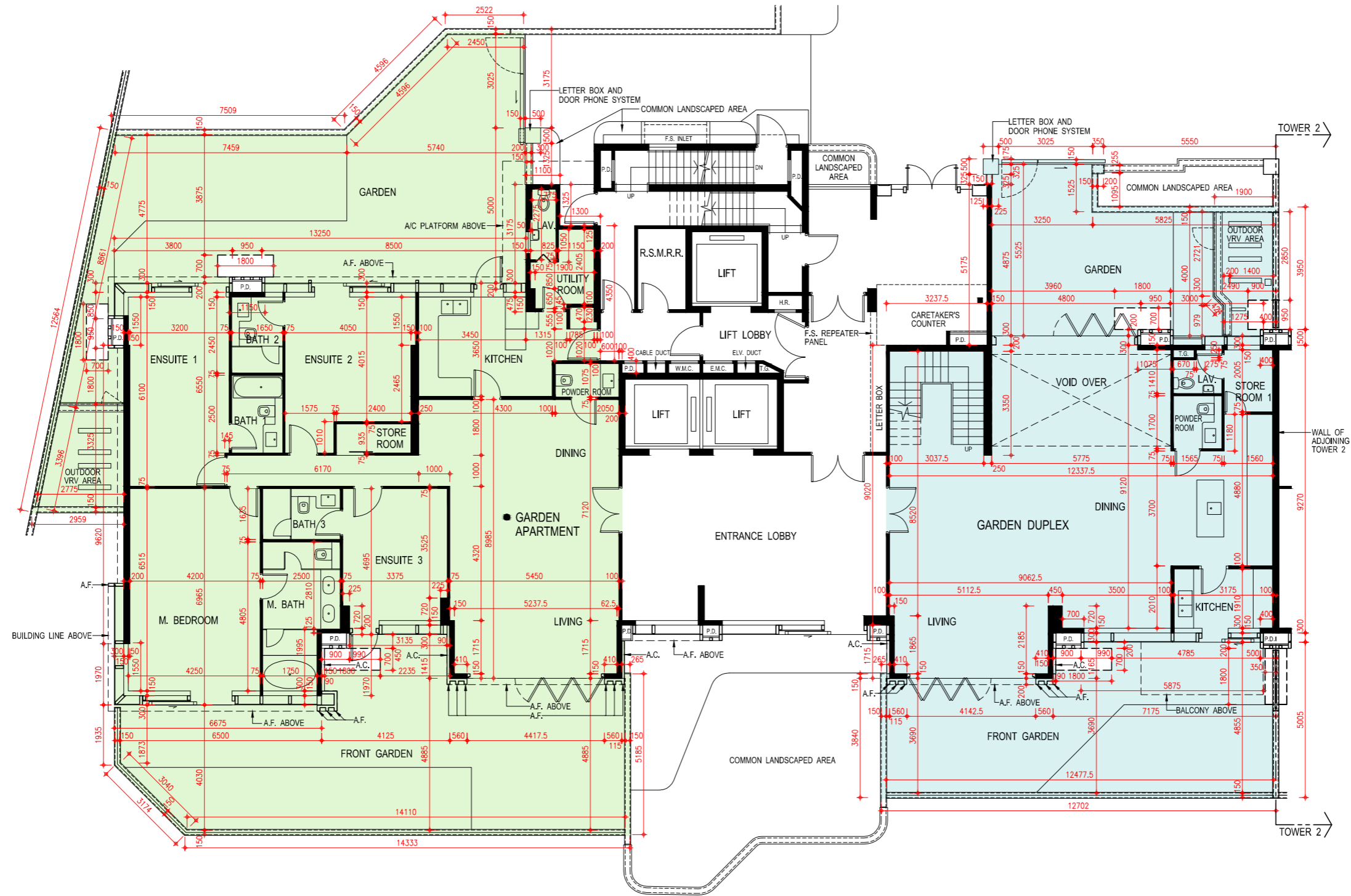
- 平面圖所列之尺寸數字為以毫米標示之建築尺寸。
- 住宅物業的外牆設有建築裝飾及/或外露喉管。詳細資料請參考最新批准之建築圖則。
- 住宅物業的平台及/或外牆設有外露及/或外牆裝飾板內藏之公用喉管。詳細資料請參考最新批准的建築圖則。
- 部份住宅單位的客/飯廳、睡房、套房、書房、工作間、儲物室、走廊、浴室、客廳洗手間、洗手間及廚房有假天花及/或有跌級樓板用以裝置冷氣系統及/或機電設備。
- 樓面平面圖上所顯示的形象裝置符號，例如浴缸、洗滌盆、坐廁、花灑、洗滌盆櫃乃摘自最新的經批准的建築圖則，並只作一般性標誌。
- 「Terrace Apartment」、「Garden Apartment」及「Courtyard Penthouse」僅為市場推廣之用的名稱，並不會於關於發展項目的任何公契、臨時買賣合約、買賣合約、轉讓契及契據出現。經批准的建築圖則上顯示的名稱為：第1座1樓A單位（即第1座1樓Terrace Apartment）；第2座地下B單位（即第2座地下Garden Apartment）；第3座地下B單位（即第3座地下Garden Apartment）；第7座地下A單位（即第7座地下Garden Apartment）；第7座11樓Penthouse（即第7座11樓Courtyard Penthouse）；第8座地下B單位（即第8座地下Garden Apartment）；第8座11樓Penthouse（即第8座11樓Courtyard Penthouse）。
- [*] 包括跌級樓板上之混凝土填充層厚度。

FLOOR PLANS OF RESIDENTIAL PROPERTIES IN THE DEVELOPMENT

發展項目的住宅物業的樓面平面圖

Tower 3
第3座

G/F Plan
地下平面圖



Scale: 0M/米 5M/米
比例: 10M

Tower 3

第3座

1/F Plan

1樓平面圖

	Tower 3 第3座	
Floor 樓層	1/F 1樓	
Flat 單位	Garden Duplex	B
The thickness of the floor slabs (excluding plaster) of each residential property (mm) 每個住宅物業的樓板(不包括灰泥)的厚度(毫米)	125, 150, 175	125, 150, 175
The floor-to-floor heights of each residential property (mm) 每個住宅物業的層與層之間的高度(毫米)	2800, 2900, 3125, 3150	2800, 2900, 3050*, 3150, 3150*, 3225, 3250*, 3275, 3400*, 3500*

The internal areas of the residential properties on the upper floors will generally be slightly larger than those on the lower floors because of the reducing thickness of the structural walls on the upper floors.

因住宅物業的較高樓層的結構牆的厚度遞減，較高樓層的內部面積，一般比較低樓層的內部面積稍大。

Notes:

1. The dimensions of floor plans are all structural dimensions in millimeter.
2. There may be architectural features and/or exposed pipes on external walls of the residential properties. For details, please refer to the latest approved building plans.
3. Common pipes exposed and/or enclosed in cladding are located at/adjacent to flat roof and/or external wall of the residential properties. For details, please refer to the latest approved building plans.
4. There are ceiling bulkheads and/or sunken slab at living/dining room, bedrooms, ensuites, study rooms, utility rooms, store rooms, corridors, bathrooms, powder rooms, lavatories and kitchen of some residential units for the air-conditioning system and/or mechanical and electrical services.
5. Symbols of fittings and fitments shown in the floor plans, such as bathtubs, sink, water closets, shower, sink counter etc are architectural symbols extracted from the latest approved general building plans for general indication only.
6. [*] Inclusive of the thickness of mass concrete fill on sunken slab.

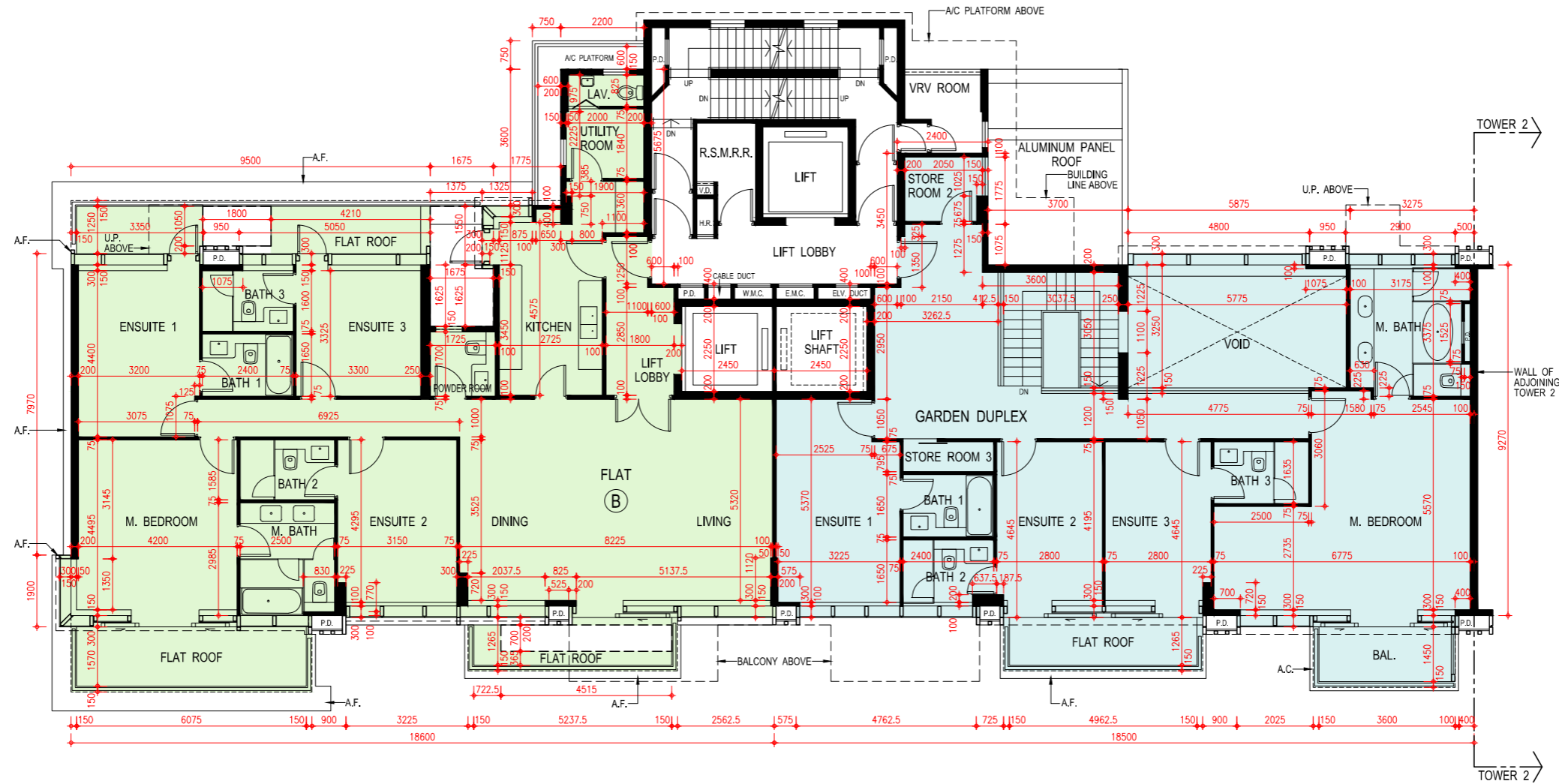
備註：

1. 平面圖所列之尺寸數字為以毫米標示之建築尺寸。
2. 住宅物業的外牆設有建築裝飾及/或外露喉管。詳細資料請參考最新批准之建築圖則。
3. 住宅物業的平台及/或外牆設有外露及/或外牆裝飾板內藏之公用喉管。詳細資料請參考最新批准的建築圖則。
4. 部份住宅單位的客/飯廳、睡房、套房、書房、工作間、儲物室、走廊、浴室、客廳洗手間、洗手間及廚房有假天花及/或有跌級樓板用以裝置冷氣系統及/或機電設備。
5. 樓面平面圖上所顯示的形象裝置符號，例如浴缸、洗滌盆、坐廁、花灑、洗滌盆櫃乃摘自最新的經批准的建築圖則，並只作一般性標誌。
6. [*] 包括跌級樓板上之混凝土填充層厚度。

FLOOR PLANS OF RESIDENTIAL PROPERTIES IN THE DEVELOPMENT
 發展項目的住宅物業的樓面平面圖

Tower 3
 第3座

1/F Plan
 1樓平面圖



Scale: 0M/米 5M/米
 比例: 5M/米

Tower 3

第3座

2/F - 10/F Plan

2樓至10樓平面圖

Floor 樓層	Tower 3 第3座			
	2/F-9/F 2樓至9樓		10/F 10樓	
Flat 單位	A	B	A	B
The thickness of the floor slabs (excluding plaster) of each residential property (mm) 每個住宅物業的樓板(不包括灰泥)的厚度(毫米)	125, 150, 175	125, 150, 175	125, 150, 175	125, 150, 175
The floor-to-floor heights of each residential property (mm) 每個住宅物業的層與層之間的高度(毫米)	3150, 3150*	3150, 3150*	3150*, 3250*, 3400*, 3475, 3500, 3500*, 3600*, 3750*, 3850*	3050, 3200, 3250, 3300*, 3450*, 3500, 3500*, 3550*, 3750*, 3850*

The internal areas of the residential properties on the upper floors will generally be slightly larger than those on the lower floors because of the reducing thickness of the structural walls on the upper floors.

因住宅物業的較高樓層的結構牆的厚度遞減，較高樓層的內部面積，一般比較低樓層的內部面積稍大。

Notes:

- The dimensions of floor plans are all structural dimensions in millimeter.
- There may be architectural features and/or exposed pipes on external walls of the residential properties. For details, please refer to the latest approved building plans.
- Common pipes exposed and/or enclosed in cladding are located at/adjacent to flat roof and/or external wall of the residential properties. For details, please refer to the latest approved building plans.
- There are ceiling bulkheads and/or sunken slab at living/dining room, bedrooms, ensuites, study rooms, utility rooms, store rooms, corridors, bathrooms, powder rooms, lavatories and kitchen of some residential units for the air-conditioning system and/or mechanical and electrical services.
- Symbols of fittings and fitments shown in the floor plans, such as bathtubs, sink, water closets, shower, sink counter etc are architectural symbols extracted from the latest approved general building plans for general indication only.
- 4/F is omitted.
- [*] Inclusive of the thickness of mass concrete fill on sunken slab.

備註：

- 平面圖所列之尺寸數字為以毫米標示之建築尺寸。
- 住宅物業的外牆設有建築裝飾及/或外露喉管。詳細資料請參考最新批准之建築圖則。
- 住宅物業的平台及/或外牆設有外露及/或外牆裝飾板內藏之公用喉管。詳細資料請參考最新批准的建築圖則。
- 部份住宅單位的客/飯廳、睡房、套房、書房、工作間、儲物室、走廊、浴室、客廳洗手間、洗手間及廚房有假天花及/或有跌級樓板用以裝置冷氣系統及/或機電設備。
- 樓面平面圖上所顯示的形象裝置符號，例如浴缸、洗滌盆、坐廁、花灑、洗滌盆櫃乃摘自最新的經批准的建築圖則，並只作一般性標誌。
- 不設4樓。
- [*] 包括跌級樓板上之混凝土填充層厚度。

FLOOR PLANS OF RESIDENTIAL PROPERTIES IN THE DEVELOPMENT

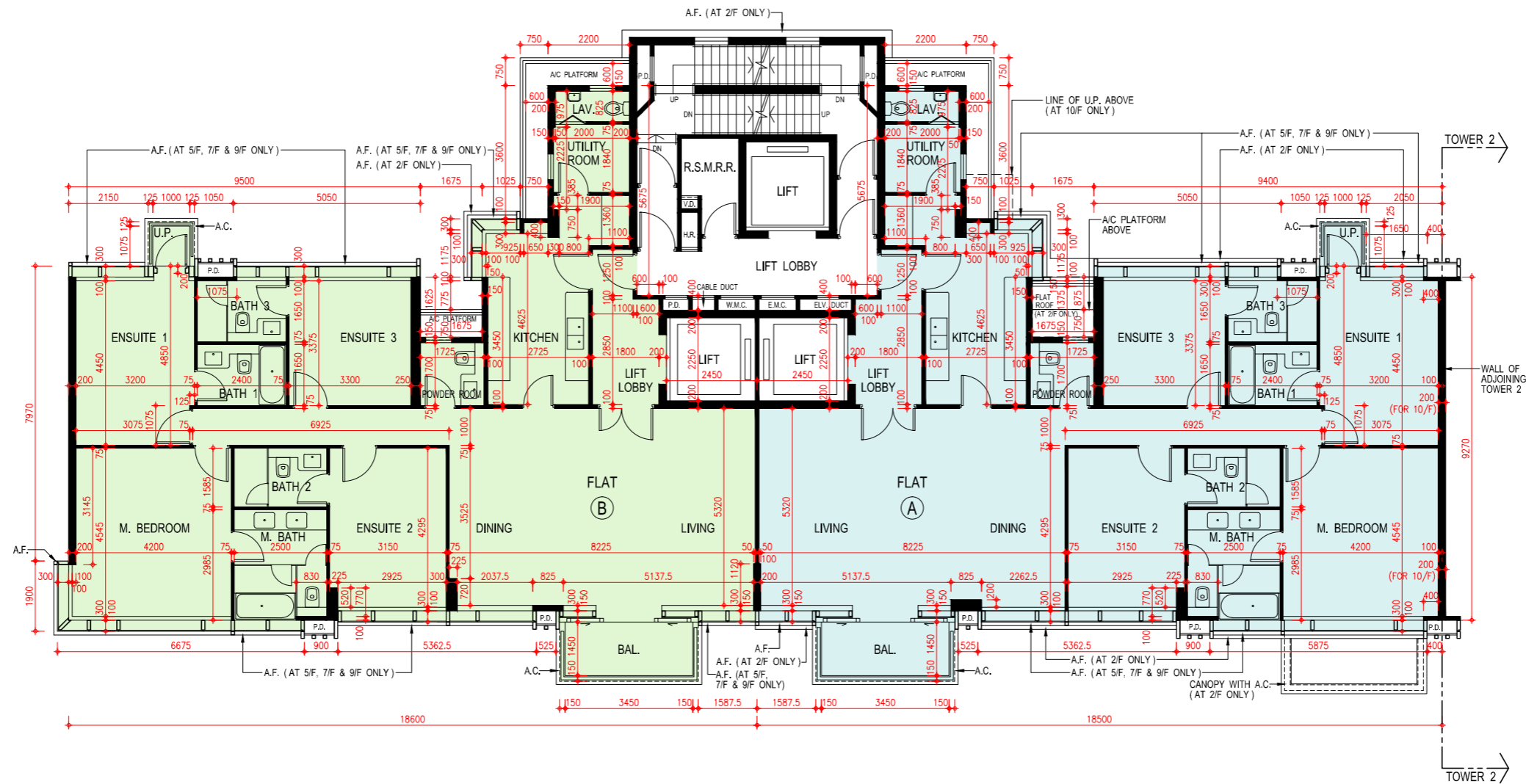
發展項目的住宅物業的樓面平面圖

Tower 3

第3座

2/F - 10/F Plan

2樓至10樓平面圖



Scale: 0M/米 5M/米
比例: 1:500

Tower 3

第3座

11/F Plan

11樓平面圖

	Tower 3 第3座
Floor 樓層	11/F 11樓
Flat 單位	Sky Pool Penthouse
The thickness of the floor slabs (excluding plaster) of each residential property (mm) 每個住宅物業的樓板(不包括灰泥)的厚度(毫米)	150, 175
The floor-to-floor heights of each residential property (mm) 每個住宅物業的層與層之間的高度(毫米)	3475, 3500, 3750*, 3850*

The internal areas of the residential properties on the upper floors will generally be slightly larger than those on the lower floors because of the reducing thickness of the structural walls on the upper floors.

因住宅物業的較高樓層的結構牆的厚度遞減，較高樓層的內部面積，一般比較低樓層的內部面積稍大。

Notes:

1. The dimensions of floor plans are all structural dimensions in millimeter.
2. There may be architectural features and/or exposed pipes on external walls of the residential properties. For details, please refer to the latest approved building plans.
3. Common pipes exposed and/or enclosed in cladding are located at/adjacent to flat roof and/or external wall of the residential properties. For details, please refer to the latest approved building plans.
4. There are ceiling bulkheads and/or sunken slab at living/dining room, bedrooms, ensuites, study rooms, utility rooms, store rooms, corridors, bathrooms, powder rooms, lavatories and kitchen of some residential units for the air-conditioning system and/or mechanical and electrical services.
5. Symbols of fittings and fitments shown in the floor plans, such as bathtubs, sink, water closets, shower, sink counter etc are architectural symbols extracted from the latest approved general building plans for general indication only.
6. [*] Inclusive of the thickness of mass concrete fill on sunken slab.

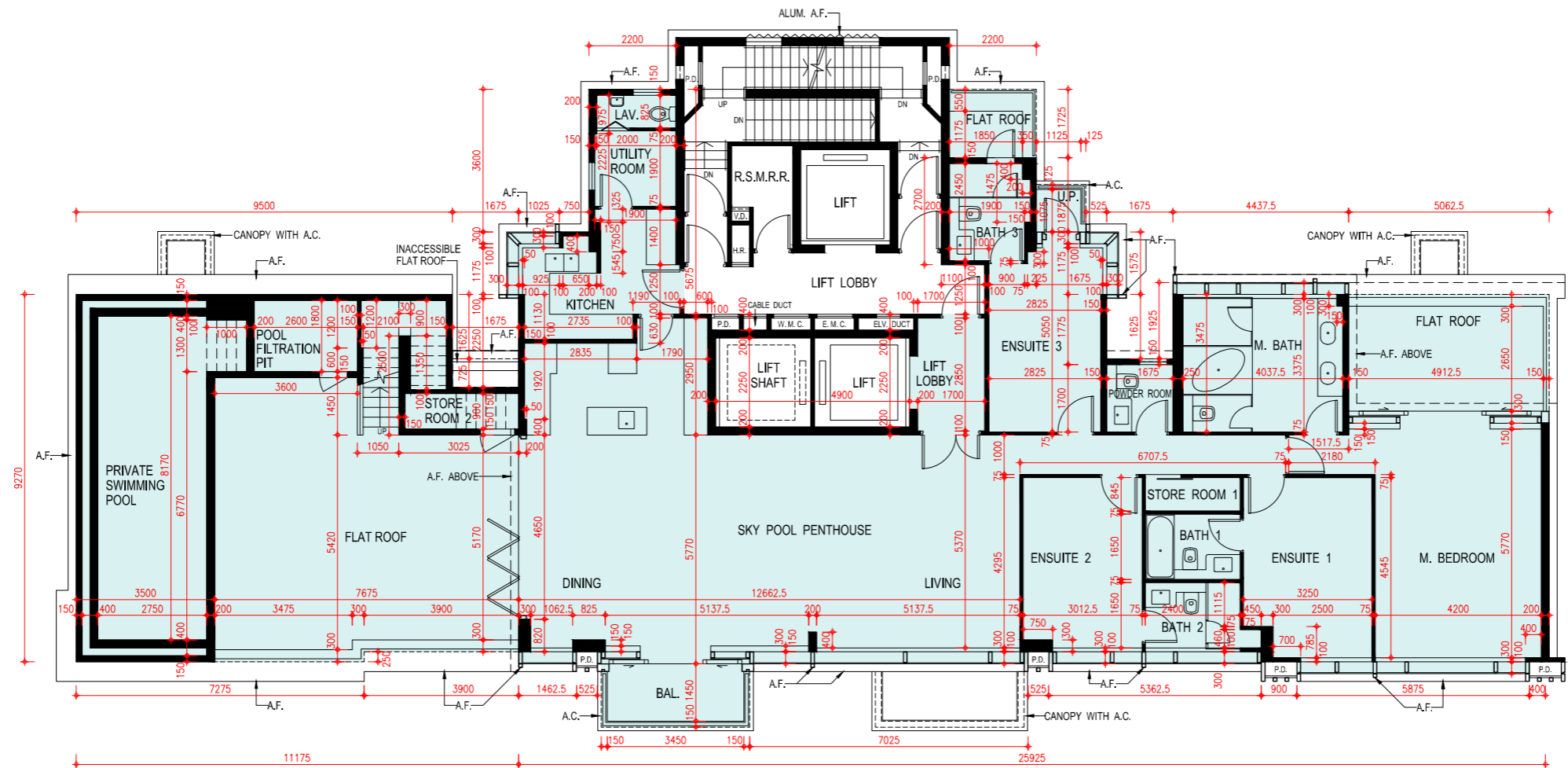
備註：

1. 平面圖所列之尺寸數字為以毫米標示之建築尺寸。
2. 住宅物業的外牆設有建築裝飾及/或外露喉管。詳細資料請參考最新批准之建築圖則。
3. 住宅物業的平台及/或外牆設有外露及/或外牆裝飾板內藏之公用喉管。詳細資料請參考最新批准的建築圖則。
4. 部份住宅單位的客/飯廳、睡房、套房、書房、工作間、儲物室、走廊、浴室、客廳洗手間、洗手間及廚房有假天花及/或有跌級樓板用以裝置冷氣系統及/或機電設備。
5. 樓面平面圖上所顯示的形象裝置符號，例如浴缸、洗滌盆、坐廁、花灑、洗滌盆櫃乃摘自最新的經批准的建築圖則，並只作一般性標誌。
6. [*] 包括跌級樓板上之混凝土填充層厚度。

FLOOR PLANS OF RESIDENTIAL PROPERTIES IN THE DEVELOPMENT
 發展項目的住宅物業的樓面平面圖

Tower 3
 第3座

11/F Plan
 11樓平面圖



Scale: 0M/米 5M/米
 比例: 10M

Tower 3

第3座

Roof Floor Plan

天台平面圖

	Tower 3 第3座
Floor 樓層	Roof 天台
Flat 單位	Sky Pool Penthouse
The thickness of the floor slabs (excluding plaster) of each residential property (mm) 每個住宅物業的樓板(不包括灰泥)的厚度(毫米)	Not Applicable 不適用
The floor-to-floor heights of each residential property (mm) 每個住宅物業的層與層之間的高度(毫米)	Not Applicable 不適用

The internal areas of the residential properties on the upper floors will generally be slightly larger than those on the lower floors because of the reducing thickness of the structural walls on the upper floors.

因住宅物業的較高樓層的結構牆的厚度遞減，較高樓層的內部面積，一般比較低樓層的內部面積稍大。

Notes:

1. The dimensions of floor plans are all structural dimensions in millimeter.
2. There may be architectural features and/or exposed pipes on external walls of the residential properties. For details, please refer to the latest approved building plans.
3. Common pipes exposed and/or enclosed in cladding are located at/adjacent to flat roof and/or external wall of the residential properties. For details, please refer to the latest approved building plans.
4. There are ceiling bulkheads and/or sunken slab at living/dining room, bedrooms, ensembles, study rooms, utility rooms, store rooms, corridors, bathrooms, powder rooms, lavatories and kitchen of some residential units for the air-conditioning system and/or mechanical and electrical services.
5. Symbols of fittings and fitments shown in the floor plans, such as bathtubs, sink, water closets, shower, sink counter etc are architectural symbols extracted from the latest approved general building plans for general indication only.

備註：

1. 平面圖所列之尺寸數字為以毫米標示之建築尺寸。
2. 住宅物業的外牆設有建築裝飾及/或外露喉管。詳細資料請參考最新批准之建築圖則。
3. 住宅物業的平台及/或外牆設有外露及/或外牆裝飾板內藏之公用喉管。詳細資料請參考最新批准的建築圖則。
4. 部份住宅單位的客/飯廳、睡房、套房、書房、工作間、儲物室、走廊、浴室、客廳洗手間、洗手間及廚房有假天花及/或有跌級樓板用以裝置冷氣系統及/或機電設備。
5. 樓面平面圖上所顯示的形象裝置符號，例如浴缸、洗滌盆、坐廁、花灑、洗滌盆櫃乃摘自最新的經批准的建築圖則，並只作一般性標誌。

Tower 5

第5座

1/F Plan

1樓平面圖

	Tower 5 第5座	
Floor 樓層	1/F 1樓	
Flat 單位	A	B
The thickness of the floor slabs (excluding plaster) of each residential property (mm) 每個住宅物業的樓板(不包括灰泥)的厚度(毫米)	125, 150	125, 150
The floor-to-floor heights of each residential property (mm) 每個住宅物業的層與層之間的高度(毫米)	3150, 3150*	3150, 3150*

The internal areas of the residential properties on the upper floors will generally be slightly larger than those on the lower floors because of the reducing thickness of the structural walls on the upper floors.

因住宅物業的較高樓層的結構牆的厚度遞減，較高樓層的內部面積，一般比較低樓層的內部面積稍大。

Notes:

1. The dimensions of floor plans are all structural dimensions in millimeter.
2. There may be architectural features and/or exposed pipes on external walls of the residential properties. For details, please refer to the latest approved building plans.
3. Common pipes exposed and/or enclosed in cladding are located at/adjacent to flat roof and/or external wall of the residential properties. For details, please refer to the latest approved building plans.
4. There are ceiling bulkheads and/or sunken slab at living/dining room, bedrooms, ensuites, study rooms, utility rooms, store rooms, corridors, bathrooms, powder rooms, lavatories and kitchen of some residential units for the air-conditioning system and/or mechanical and electrical services.
5. Symbols of fittings and fitments shown in the floor plans, such as bathtubs, sink, water closets, shower, sink counter etc are architectural symbols extracted from the latest approved general building plans for general indication only.
6. [*] Inclusive of the thickness of mass concrete fill on sunken slab.

備註：

1. 平面圖所列之尺寸數字為以毫米標示之建築尺寸。
2. 住宅物業的外牆設有建築裝飾及/或外露喉管。詳細資料請參考最新批准之建築圖則。
3. 住宅物業的平台及/或外牆設有外露及/或外牆裝飾板內藏之公用喉管。詳細資料請參考最新批准的建築圖則。
4. 部份住宅單位的客/飯廳、睡房、套房、書房、工作間、儲物室、走廊、浴室、客廳洗手間、洗手間及廚房有假天花及/或有跌級樓板用以裝置冷氣系統及/或機電設備。
5. 樓面平面圖上所顯示的形象裝置符號，例如浴缸、洗滌盆、坐廁、花灑、洗滌盆櫃乃摘自最新的經批准的建築圖則，並只作一般性標誌。
6. [*] 包括跌級樓板上之混凝土填充層厚度。

FLOOR PLANS OF RESIDENTIAL PROPERTIES IN THE DEVELOPMENT

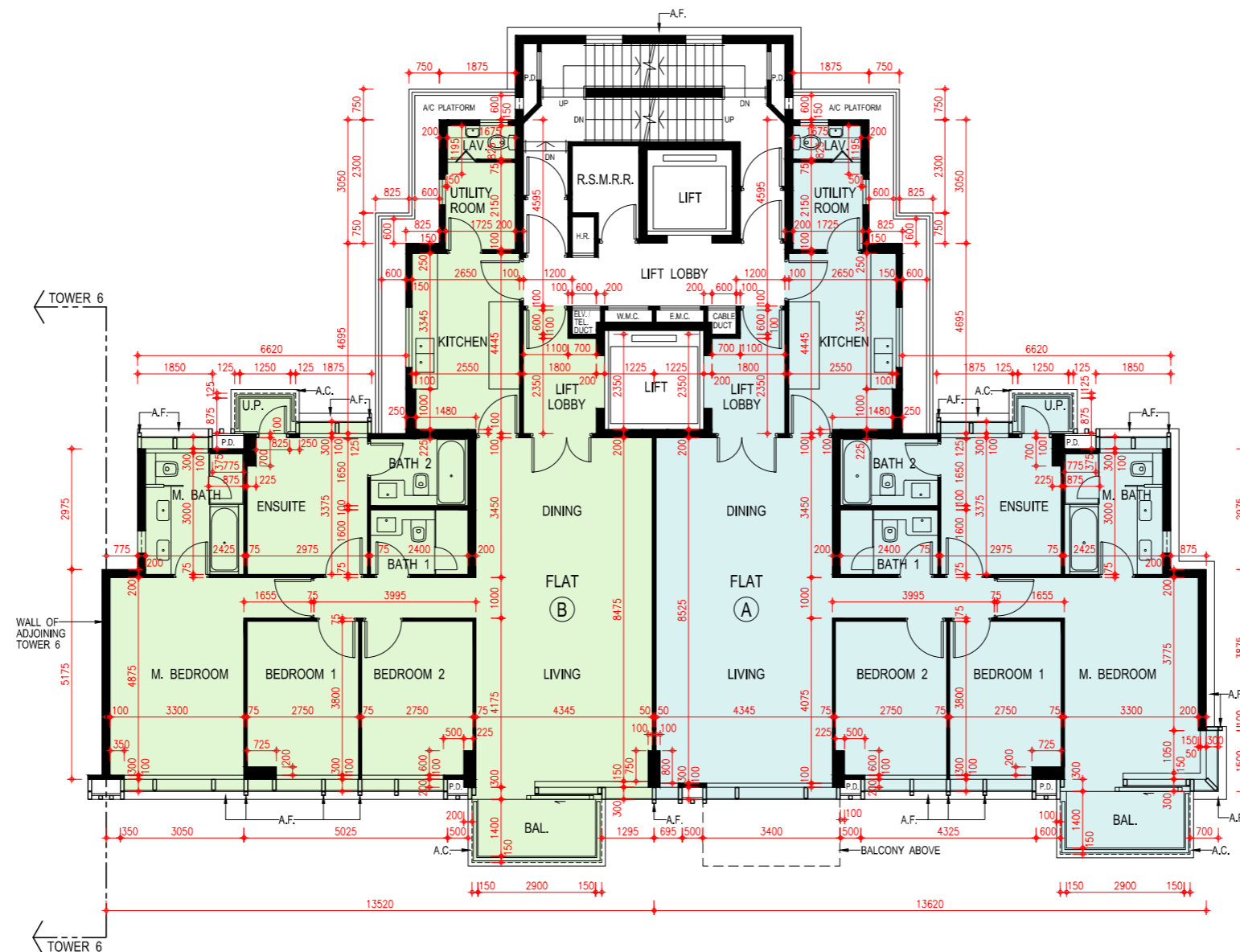
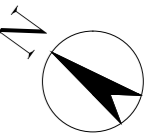
發展項目的住宅物業的樓面平面圖

Tower 5

第5座

1/F Plan

1樓平面圖



Scale: 0M/米 5M/米
 比例: 5M/米

Tower 5

第5座

2/F - 10/F Plan

2樓至10樓平面圖

Floor 樓層	Tower 5 第5座			
	2/F-9/F 2樓至9樓		10/F 10樓	
	A	B	A	B
Flat 單位				
The thickness of the floor slabs (excluding plaster) of each residential property (mm) 每個住宅物業的樓板(不包括灰泥)的厚度(毫米)	125, 150	125, 150	125, 150, 175	125, 150, 175
The floor-to-floor heights of each residential property (mm) 每個住宅物業的層與層之間的高度(毫米)	3150, 3150*	3150, 3150*	3150, 3200, 3250, 3450*, 3500, 3550*, 3600*, 3700*, 3750*, 3850*	3050, 3150, 3250, 3300*, 3400*, 3500, 3500*, 3600*, 3700*, 3750*, 3850*

The internal areas of the residential properties on the upper floors will generally be slightly larger than those on the lower floors because of the reducing thickness of the structural walls on the upper floors.

因住宅物業的較高樓層的結構牆的厚度遞減，較高樓層的內部面積，一般比較低樓層的內部面積稍大。

Notes:

1. The dimensions of floor plans are all structural dimensions in millimeter.
2. There may be architectural features and/or exposed pipes on external walls of the residential properties. For details, please refer to the latest approved building plans.
3. Common pipes exposed and/or enclosed in cladding are located at/adjacent to flat roof and/or external wall of the residential properties. For details, please refer to the latest approved building plans.
4. There are ceiling bulkheads and/or sunken slab at living/dining room, bedrooms, ensuites, study rooms, utility rooms, store rooms, corridors, bathrooms, powder rooms, lavatories and kitchen of some residential units for the air-conditioning system and/or mechanical and electrical services.
5. Symbols of fittings and fitments shown in the floor plans, such as bathtubs, sink, water closets, shower, sink counter etc are architectural symbols extracted from the latest approved general building plans for general indication only.
6. 4/F is omitted.
7. [*] Inclusive of the thickness of mass concrete fill on sunken slab.

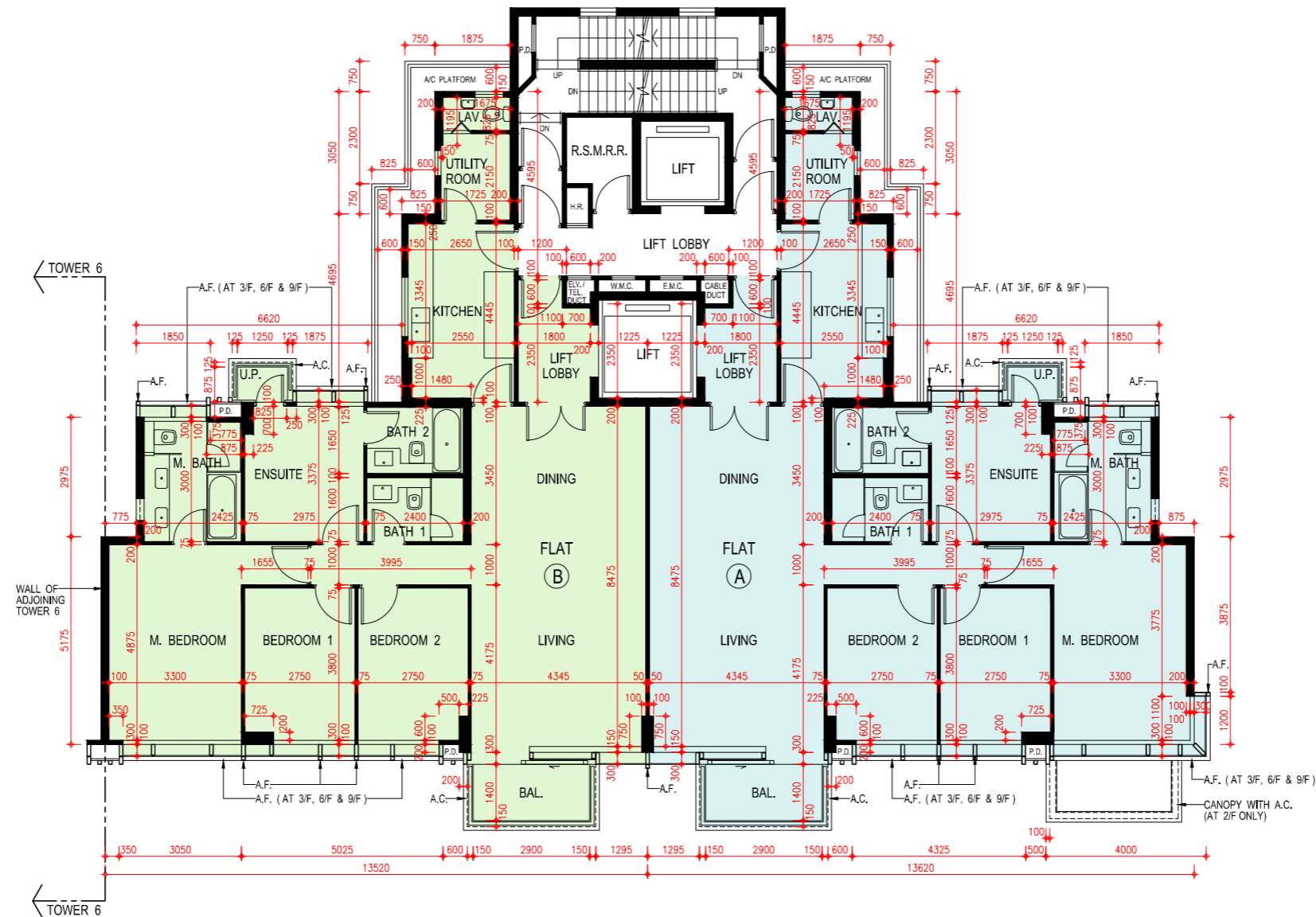
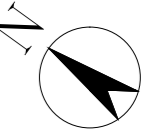
備註：

1. 平面圖所列之尺寸數字為以毫米標示之建築尺寸。
2. 住宅物業的外牆設有建築裝飾及/或外露喉管。詳細資料請參考最新批准之建築圖則。
3. 住宅物業的平台及/或外牆設有外露及/或外牆裝飾板內藏之公用喉管。詳細資料請參考最新批准的建築圖則。
4. 部份住宅單位的客/飯廳、睡房、套房、書房、工作間、儲物室、走廊、浴室、客廳洗手間、洗手間及廚房有假天花及/或有跌級樓板用以裝置冷氣系統及/或機電設備。
5. 樓面平面圖上所顯示的形象裝置符號，例如浴缸、洗滌盆、坐廁、花灑、洗滌盆櫃乃摘自最新的經批准的建築圖則，並只作一般性標誌。
6. 不設4樓。
7. [*] 包括跌級樓板上之混凝土填充層厚度。

FLOOR PLANS OF RESIDENTIAL PROPERTIES IN THE DEVELOPMENT
發展項目的住宅物業的樓面平面圖

Tower 5
第5座

2/F - 10/F Plan
2樓至10樓平面圖



Scale: 0M/米 5M/米
比例: 5M/米

Tower 5

第5座

11/F Plan

11樓平面圖

	Tower 5 第5座
Floor 樓層	11/F 11樓
Flat 單位	Sky Pool Penthouse
The thickness of the floor slabs (excluding plaster) of each residential property (mm) 每個住宅物業的樓板(不包括灰泥)的厚度(毫米)	150, 175
The floor-to-floor heights of each residential property (mm) 每個住宅物業的層與層之間的高度(毫米)	3500, 3550*, 3750*, 3850*, 3950*

The internal areas of the residential properties on the upper floors will generally be slightly larger than those on the lower floors because of the reducing thickness of the structural walls on the upper floors.

因住宅物業的較高樓層的結構牆的厚度遞減，較高樓層的內部面積，一般比較低樓層的內部面積稍大。

Notes:

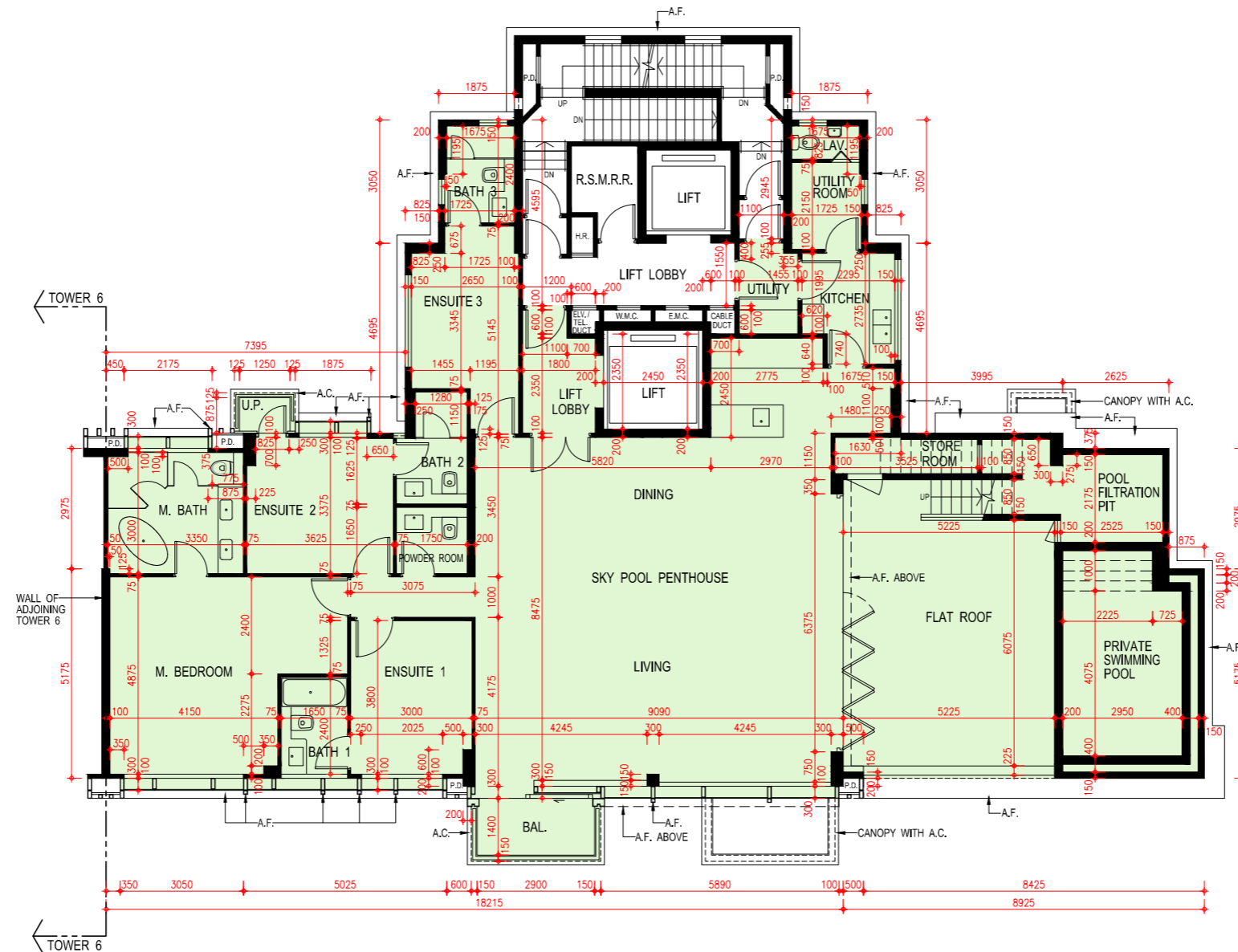
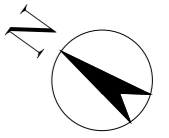
1. The dimensions of floor plans are all structural dimensions in millimeter.
2. There may be architectural features and/or exposed pipes on external walls of the residential properties. For details, please refer to the latest approved building plans.
3. Common pipes exposed and/or enclosed in cladding are located at/adjacent to flat roof and/or external wall of the residential properties. For details, please refer to the latest approved building plans.
4. There are ceiling bulkheads and/or sunken slab at living/dining room, bedrooms, ensuites, study rooms, utility rooms, store rooms, corridors, bathrooms, powder rooms, lavatories and kitchen of some residential units for the air-conditioning system and/or mechanical and electrical services.
5. Symbols of fittings and fitments shown in the floor plans, such as bathtubs, sink, water closets, shower, sink counter etc are architectural symbols extracted from the latest approved general building plans for general indication only.
6. [*] Inclusive of the thickness of mass concrete fill on sunken slab.

備註：

1. 平面圖所列之尺寸數字為以毫米標示之建築尺寸。
2. 住宅物業的外牆設有建築裝飾及/或外露喉管。詳細資料請參考最新批准之建築圖則。
3. 住宅物業的平台及/或外牆設有外露及/或外牆裝飾板內藏之公用喉管。詳細資料請參考最新批准的建築圖則。
4. 部份住宅單位的客/飯廳、睡房、套房、書房、工作間、儲物室、走廊、浴室、客廳洗手間、洗手間及廚房有假天花及/或有跌級樓板用以裝置冷氣系統及/或機電設備。
5. 樓面平面圖上所顯示的形象裝置符號，例如浴缸、洗滌盆、坐廁、花灑、洗滌盆櫃乃摘自最新的經批准的建築圖則，並只作一般性標誌。
6. [*] 包括跌級樓板上之混凝土填充層厚度。

Tower 5
 第5座

11/F Plan
 11樓平面圖



Tower 5

第5座

Roof Floor Plan

天台平面圖

	Tower 5 第5座
Floor 樓層	Roof 天台
Flat 單位	Sky Pool Penthouse
The thickness of the floor slabs (excluding plaster) of each residential property (mm) 每個住宅物業的樓板(不包括灰泥)的厚度(毫米)	Not Applicable 不適用
The floor-to-floor heights of each residential property (mm) 每個住宅物業的層與層之間的高度(毫米)	Not Applicable 不適用

The internal areas of the residential properties on the upper floors will generally be slightly larger than those on the lower floors because of the reducing thickness of the structural walls on the upper floors.

因住宅物業的較高樓層的結構牆的厚度遞減，較高樓層的內部面積，一般比較低樓層的內部面積稍大。

Notes:

1. The dimensions of floor plans are all structural dimensions in millimeter.
2. There may be architectural features and/or exposed pipes on external walls of the residential properties. For details, please refer to the latest approved building plans.
3. Common pipes exposed and/or enclosed in cladding are located at/adjacent to flat roof and/or external wall of the residential properties. For details, please refer to the latest approved building plans.
4. There are ceiling bulkheads and/or sunken slab at living/dining room, bedrooms, ensuites, study rooms, utility rooms, store rooms, corridors, bathrooms, powder rooms, lavatories and kitchen of some residential units for the air-conditioning system and/or mechanical and electrical services.
5. Symbols of fittings and fitments shown in the floor plans, such as bathtubs, sink, water closets, shower, sink counter etc are architectural symbols extracted from the latest approved general building plans for general indication only.
6. [*] Inclusive of the thickness of mass concrete fill on sunken slab.

備註：

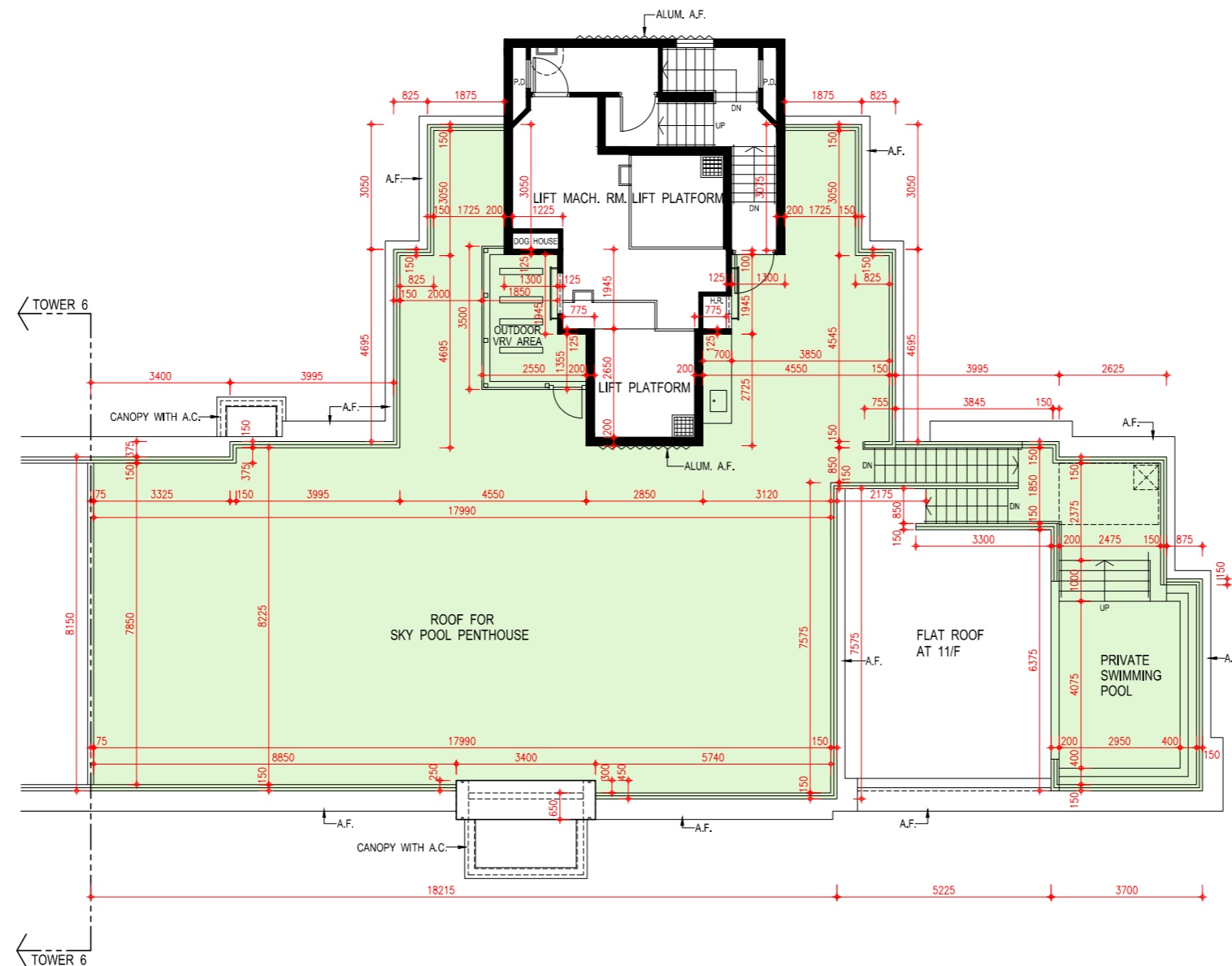
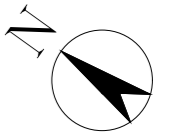
1. 平面圖所列之尺寸數字為以毫米標示之建築尺寸。
2. 住宅物業的外牆設有建築裝飾及/或外露喉管。詳細資料請參考最新批准之建築圖則。
3. 住宅物業的平台及/或外牆設有外露及/或外牆裝飾板內藏之公用喉管。詳細資料請參考最新批准的建築圖則。
4. 部份住宅單位的客/飯廳、睡房、套房、書房、工作間、儲物室、走廊、浴室、客廳洗手間、洗手間及廚房有假天花及/或有跌級樓板用以裝置冷氣系統及/或機電設備。
5. 樓面平面圖上所顯示的形象裝置符號，例如浴缸、洗滌盆、坐廁、花灑、洗滌盆櫃乃摘自最新的經批准的建築圖則，並只作一般性標誌。
6. [*] 包括跌級樓板上之混凝土填充層厚度。

Tower 5

第5座

Roof Floor Plan

天台平面圖



Tower 6

第6座

1/F Plan

1樓平面圖

	Tower 6 第6座	
Floor 樓層	1/F 1樓	
Flat 單位	A	B
The thickness of the floor slabs (excluding plaster) of each residential property (mm) 每個住宅物業的樓板(不包括灰泥)的厚度(毫米)	125, 150	125, 150
The floor-to-floor heights of each residential property (mm) 每個住宅物業的層與層之間的高度(毫米)	3150, 3150*	3150, 3150*

The internal areas of the residential properties on the upper floors will generally be slightly larger than those on the lower floors because of the reducing thickness of the structural walls on the upper floors.

因住宅物業的較高樓層的結構牆的厚度遞減，較高樓層的內部面積，一般比較低樓層的內部面積稍大。

Notes:

1. The dimensions of floor plans are all structural dimensions in millimeter.
2. There may be architectural features and/or exposed pipes on external walls of the residential properties. For details, please refer to the latest approved building plans.
3. Common pipes exposed and/or enclosed in cladding are located at/adjacent to flat roof and/or external wall of the residential properties. For details, please refer to the latest approved building plans.
4. There are ceiling bulkheads and/or sunken slab at living/dining room, bedrooms, ensuites, study rooms, utility rooms, store rooms, corridors, bathrooms, powder rooms, lavatories and kitchen of some residential units for the air-conditioning system and/or mechanical and electrical services.
5. Symbols of fittings and fitments shown in the floor plans, such as bathtubs, sink, water closets, shower, sink counter etc are architectural symbols extracted from the latest approved general building plans for general indication only.
6. [*] Inclusive of the thickness of mass concrete fill on sunken slab.

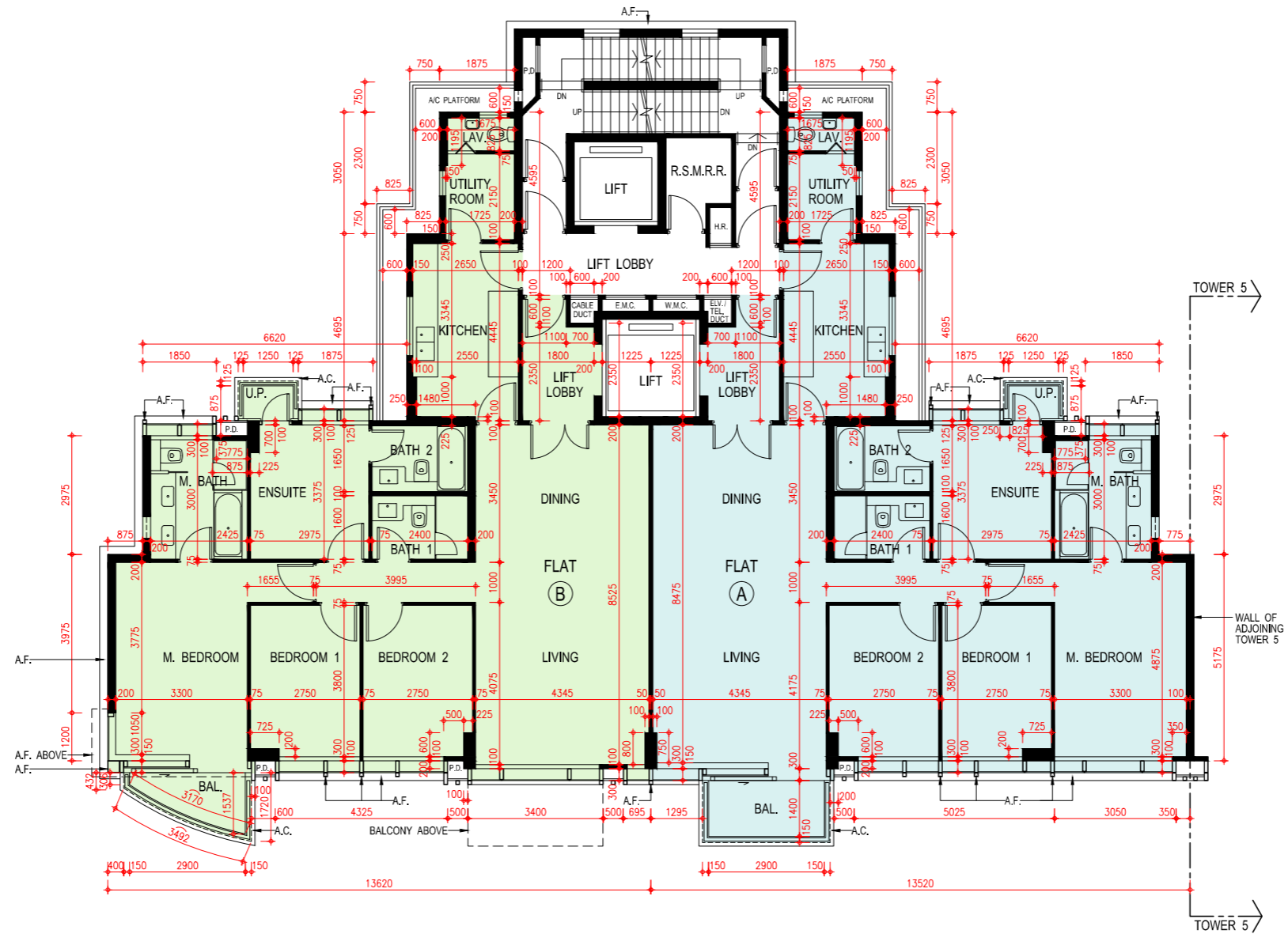
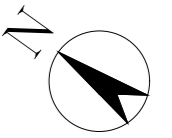
備註：

1. 平面圖所列之尺寸數字為以毫米標示之建築尺寸。
2. 住宅物業的外牆設有建築裝飾及/或外露喉管。詳細資料請參考最新批准之建築圖則。
3. 住宅物業的平台及/或外牆設有外露及/或外牆裝飾板內藏之公用喉管。詳細資料請參考最新批准的建築圖則。
4. 部份住宅單位的客/飯廳、睡房、套房、書房、工作間、儲物室、走廊、浴室、客廳洗手間、洗手間及廚房有假天花及/或有跌級樓板用以裝置冷氣系統及/或機電設備。
5. 樓面平面圖上所顯示的形象裝置符號，例如浴缸、洗滌盆、坐廁、花灑、洗滌盆櫃乃摘自最新的經批准的建築圖則，並只作一般性標誌。
6. [*] 包括跌級樓板上之混凝土填充層厚度。

FLOOR PLANS OF RESIDENTIAL PROPERTIES IN THE DEVELOPMENT
發展項目的住宅物業的樓面平面圖

Tower 6
第6座

1/F Plan
1樓平面圖



Scale: 0M/米 5M/米
比例: 5M/米

Tower 6

第6座

2/F - 10/F Plan

2樓至10樓平面圖

Floor 樓層	Tower 6 第6座			
	2/F-9/F 2樓至9樓		10/F 10樓	
	A	B	A	B
Flat 單位				
The thickness of the floor slabs (excluding plaster) of each residential property (mm) 每個住宅物業的樓板(不包括灰泥)的厚度(毫米)	125, 150	125, 150	125, 150, 175	125, 150, 175
The floor-to-floor heights of each residential property (mm) 每個住宅物業的層與層之間的高度(毫米)	3150, 3150*	3150, 3150*	3050, 3150, 3250*, 3300*, 3400*, 3500, 3500*, 3600*, 3700*, 3750*, 3850*	3150, 3200, 3250, 3450*, 3500, 3550*, 3600*, 3700*, 3750*

The internal areas of the residential properties on the upper floors will generally be slightly larger than those on the lower floors because of the reducing thickness of the structural walls on the upper floors.

因住宅物業的較高樓層的結構牆的厚度遞減，較高樓層的內部面積，一般比較低樓層的內部面積稍大。

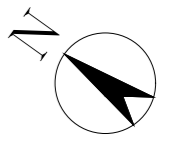
Notes:

1. The dimensions of floor plans are all structural dimensions in millimeter.
2. There may be architectural features and/or exposed pipes on external walls of the residential properties. For details, please refer to the latest approved building plans.
3. Common pipes exposed and/or enclosed in cladding are located at/adjacent to flat roof and/or external wall of the residential properties. For details, please refer to the latest approved building plans.
4. There are ceiling bulkheads and/or sunken slab at living/dining room, bedrooms, ensuites, study rooms, utility rooms, store rooms, corridors, bathrooms, powder rooms, lavatories and kitchen of some residential units for the air-conditioning system and/or mechanical and electrical services.
5. Symbols of fittings and fitments shown in the floor plans, such as bathtubs, sink, water closets, shower, sink counter etc are architectural symbols extracted from the latest approved general building plans for general indication only.
6. 4/F is omitted.
7. [*] Inclusive of the thickness of mass concrete fill on sunken slab.

備註：

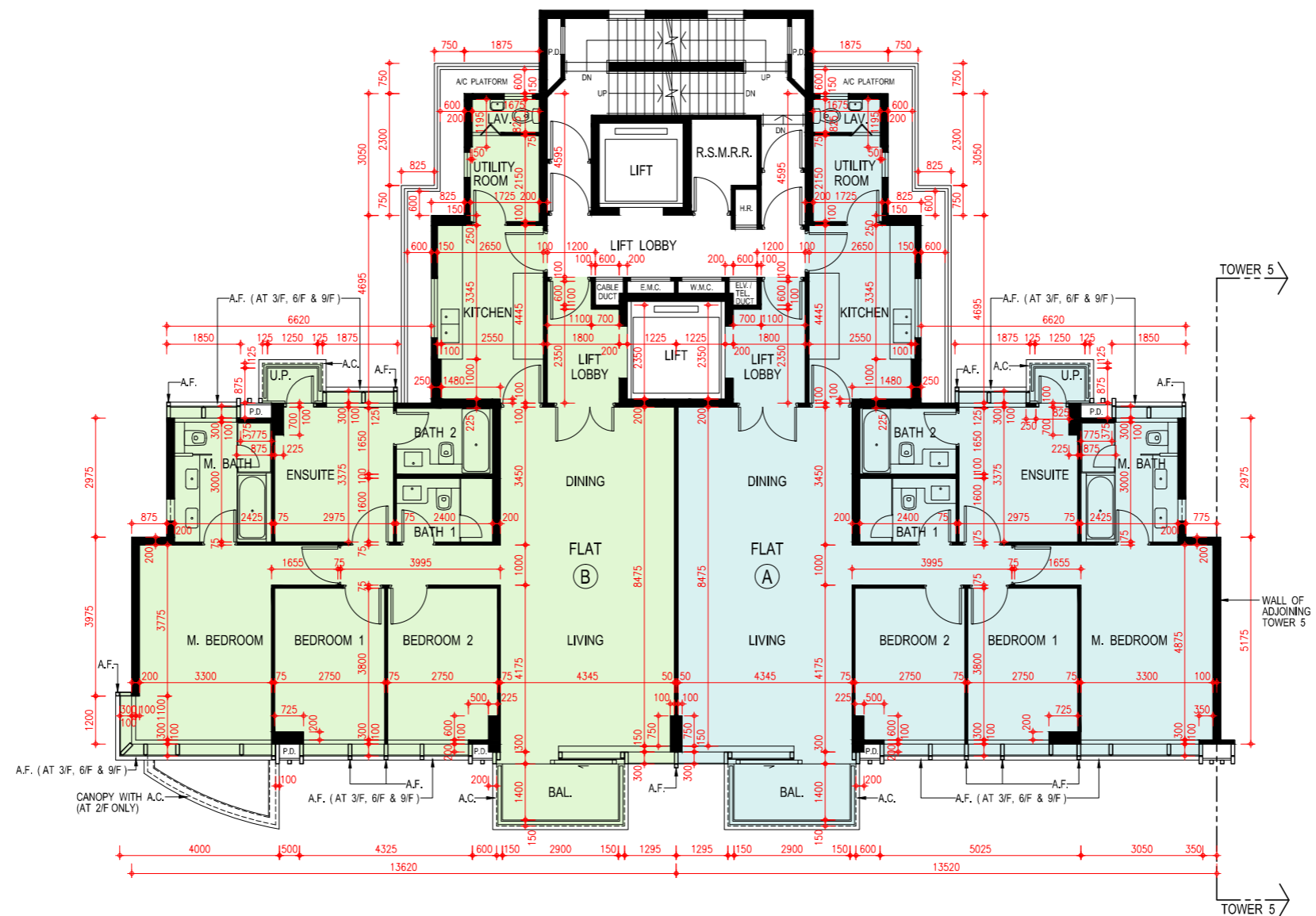
1. 平面圖所列之尺寸數字為以毫米標示之建築尺寸。
2. 住宅物業的外牆設有建築裝飾及/或外露喉管。詳細資料請參考最新批准之建築圖則。
3. 住宅物業的平台及/或外牆設有外露及/或外牆裝飾板內藏之公用喉管。詳細資料請參考最新批准的建築圖則。
4. 部份住宅單位的客/飯廳、睡房、套房、書房、工作間、儲物室、走廊、浴室、客廳洗手間、洗手間及廚房有假天花及/或有跌級樓板用以裝置冷氣系統及/或機電設備。
5. 樓面平面圖上所顯示的形象裝置符號，例如浴缸、洗滌盆、坐廁、花灑、洗滌盆櫃乃摘自最新的經批准的建築圖則，並只作一般性標誌。
6. 不設4樓。
7. [*] 包括跌級樓板上之混凝土填充層厚度。

FLOOR PLANS OF RESIDENTIAL PROPERTIES IN THE DEVELOPMENT
發展項目的住宅物業的樓面平面圖



Tower 6
第6座

2/F - 10/F Plan
2樓至10樓平面圖



Scale: 0M/米 5M/米
比例: 5M/米

Tower 6

第6座

11/F Plan

11樓平面圖

	Tower 6 第6座
Floor 樓層	11/F 11樓
Flat 單位	Sky Pool Penthouse
The thickness of the floor slabs (excluding plaster) of each residential property (mm) 每個住宅物業的樓板(不包括灰泥)的厚度(毫米)	150, 175
The floor-to-floor heights of each residential property (mm) 每個住宅物業的層與層之間的高度(毫米)	3500, 3550*, 3750*, 3850*, 3950*

The internal areas of the residential properties on the upper floors will generally be slightly larger than those on the lower floors because of the reducing thickness of the structural walls on the upper floors.

因住宅物業的較高樓層的結構牆的厚度遞減，較高樓層的內部面積，一般比較低樓層的內部面積稍大。

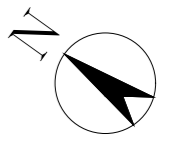
Notes:

1. The dimensions of floor plans are all structural dimensions in millimeter.
2. There may be architectural features and/or exposed pipes on external walls of the residential properties. For details, please refer to the latest approved building plans.
3. Common pipes exposed and/or enclosed in cladding are located at/adjacent to flat roof and/or external wall of the residential properties. For details, please refer to the latest approved building plans.
4. There are ceiling bulkheads and/or sunken slab at living/dining room, bedrooms, ensuites, study rooms, utility rooms, store rooms, corridors, bathrooms, powder rooms, lavatories and kitchen of some residential units for the air-conditioning system and/or mechanical and electrical services.
5. Symbols of fittings and fitments shown in the floor plans, such as bathtubs, sink, water closets, shower, sink counter etc are architectural symbols extracted from the latest approved general building plans for general indication only.
6. [*] Inclusive of the thickness of mass concrete fill on sunken slab.

備註：

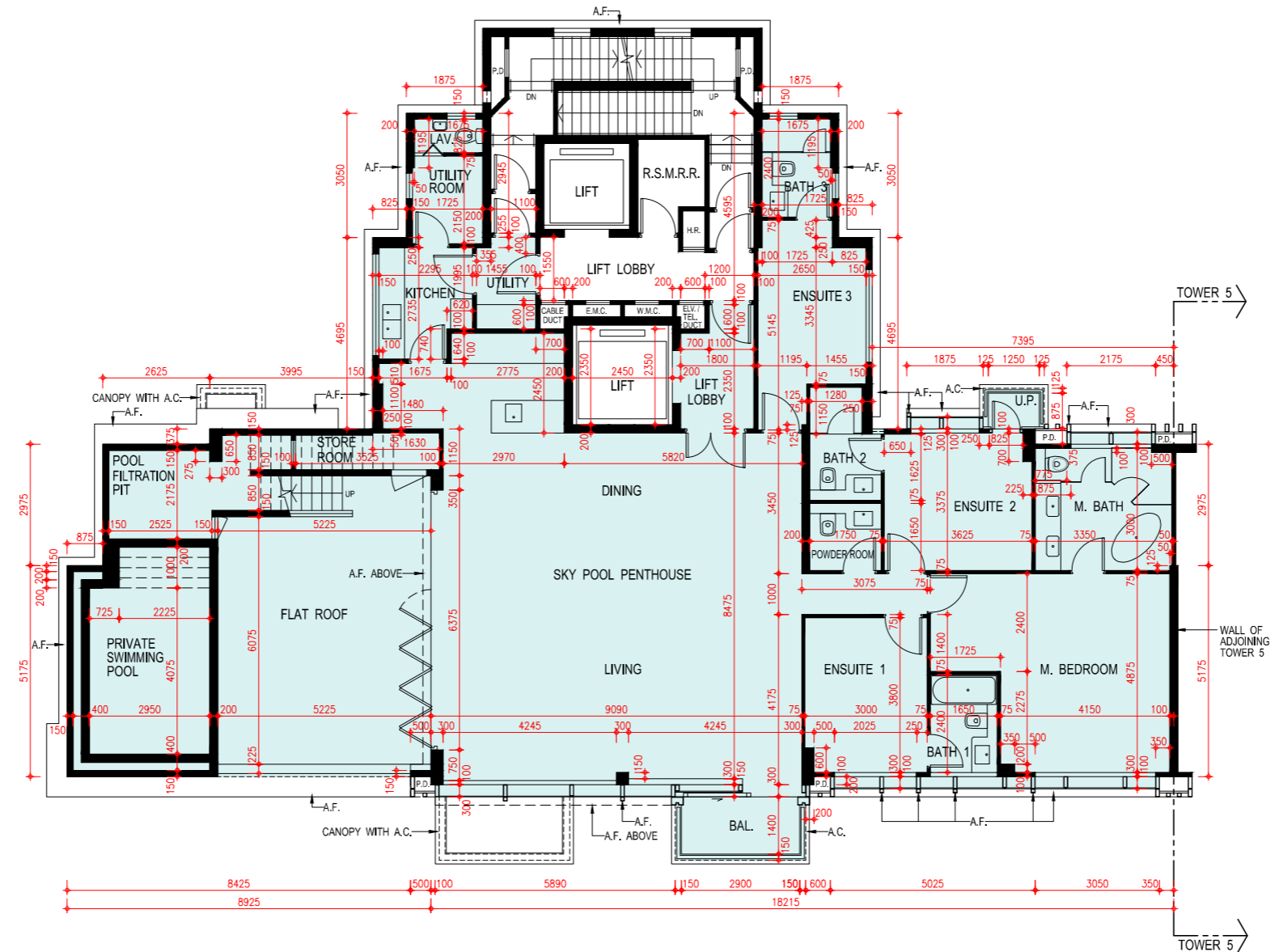
1. 平面圖所列之尺寸數字為以毫米標示之建築尺寸。
2. 住宅物業的外牆設有建築裝飾及/或外露喉管。詳細資料請參考最新批准之建築圖則。
3. 住宅物業的平台及/或外牆設有外露及/或外牆裝飾板內藏之公用喉管。詳細資料請參考最新批准的建築圖則。
4. 部份住宅單位的客/飯廳、睡房、套房、書房、工作間、儲物室、走廊、浴室、客廳洗手間、洗手間及廚房有假天花及/或有跌級樓板用以裝置冷氣系統及/或機電設備。
5. 樓面平面圖上所顯示的形象裝置符號，例如浴缸、洗滌盆、坐廁、花灑、洗滌盆櫃乃摘自最新的經批准的建築圖則，並只作一般性標誌。
6. [*] 包括跌級樓板上之混凝土填充層厚度。

FLOOR PLANS OF RESIDENTIAL PROPERTIES IN THE DEVELOPMENT
 發展項目的住宅物業的樓面平面圖



Tower 6
 第6座

11/F Plan
 11樓平面圖



Scale: 0M/米 5M/米
 比例: 5M/米

Tower 6

第6座

Roof Floor Plan

天台平面圖

	Tower 6 第6座
Floor 樓層	Roof 天台
Flat 單位	Sky Pool Penthouse
The thickness of the floor slabs (excluding plaster) of each residential property (mm) 每個住宅物業的樓板(不包括灰泥)的厚度(毫米)	Not Applicable 不適用
The floor-to-floor heights of each residential property (mm) 每個住宅物業的層與層之間的高度(毫米)	Not Applicable 不適用

The internal areas of the residential properties on the upper floors will generally be slightly larger than those on the lower floors because of the reducing thickness of the structural walls on the upper floors.

因住宅物業的較高樓層的結構牆的厚度遞減，較高樓層的內部面積，一般比較低樓層的內部面積稍大。

Notes:

1. The dimensions of floor plans are all structural dimensions in millimeter.
2. There may be architectural features and/or exposed pipes on external walls of the residential properties. For details, please refer to the latest approved building plans.
3. Common pipes exposed and/or enclosed in cladding are located at/adjacent to flat roof and/or external wall of the residential properties. For details, please refer to the latest approved building plans.
4. There are ceiling bulkheads and/or sunken slab at living/dining room, bedrooms, ensuites, study rooms, utility rooms, store rooms, corridors, bathrooms, powder rooms, lavatories and kitchen of some residential units for the air-conditioning system and/or mechanical and electrical services.
5. Symbols of fittings and fitments shown in the floor plans, such as bathtubs, sink, water closets, shower, sink counter etc are architectural symbols extracted from the latest approved general building plans for general indication only.

備註：

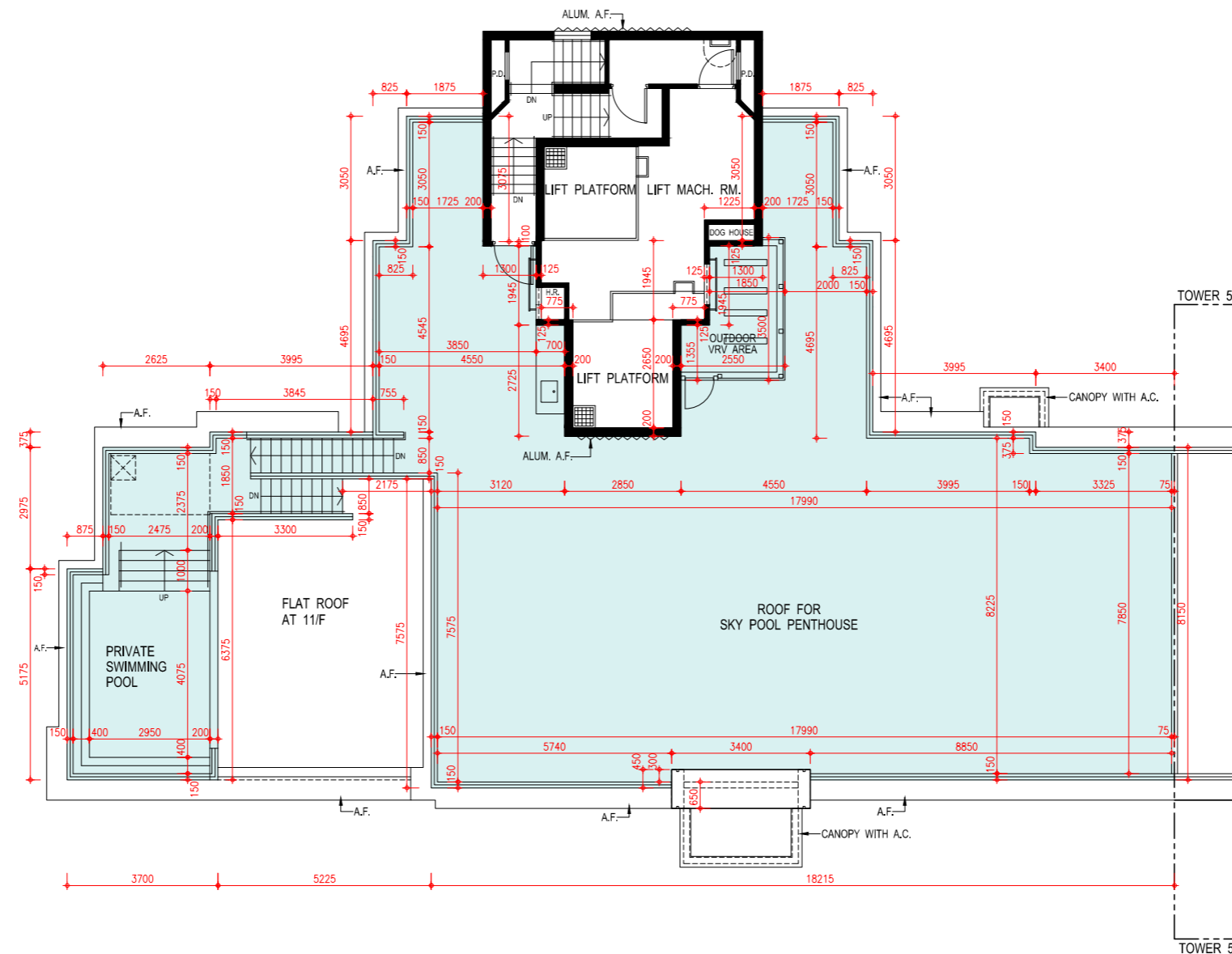
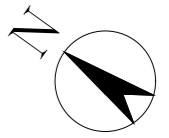
1. 平面圖所列之尺寸數字為以毫米標示之建築尺寸。
2. 住宅物業的外牆設有建築裝飾及/或外露喉管。詳細資料請參考最新批准之建築圖則。
3. 住宅物業的平台及/或外牆設有外露及/或外牆裝飾板內藏之公用喉管。詳細資料請參考最新批准的建築圖則。
4. 部份住宅單位的客/飯廳、睡房、套房、書房、工作間、儲物室、走廊、浴室、客廳洗手間、洗手間及廚房有假天花及/或有跌級樓板用以裝置冷氣系統及/或機電設備。
5. 樓面平面圖上所顯示的形象裝置符號，例如浴缸、洗滌盆、坐廁、花灑、洗滌盆櫃乃摘自最新的經批准的建築圖則，並只作一般性標誌。

Tower 6

第6座

Roof Floor Plan

天台平面圖



FLOOR PLANS OF RESIDENTIAL PROPERTIES IN THE DEVELOPMENT

發展項目的住宅物業的樓面平面圖

Tower 7

第7座

G/F Plan

地下平面圖

	Tower 7 第7座
Floor 樓層	G/F 地下
Flat 單位	• Garden Apartment
The thickness of the floor slabs (excluding plaster) of each residential property (mm) 每個住宅物業的樓板(不包括灰泥)的厚度(毫米)	125, 150
The floor-to-floor heights of each residential property (mm) 每個住宅物業的層與層之間的高度(毫米)	3100, 3200, 3250, 3300*, 3450, 3450*, 3550*, 3600*, 3800*

The internal areas of the residential properties on the upper floors will generally be slightly larger than those on the lower floors because of the reducing thickness of the structural walls on the upper floors.

因住宅物業的較高樓層的結構牆的厚度遞減，較高樓層的內部面積，一般比較低樓層的內部面積稍大。

Notes:

- The dimensions of floor plans are all structural dimensions in millimeter.
- There may be architectural features and/or exposed pipes on external walls of the residential properties. For details, please refer to the latest approved building plans.
- Common pipes exposed and/or enclosed in cladding are located at/adjacent to flat roof and/or external wall of the residential properties. For details, please refer to the latest approved building plans.
- There are ceiling bulkheads and/or sunken slab at living/dining room, bedrooms, ensembles, study rooms, utility rooms, store rooms, corridors, bathrooms, powder rooms, lavatories and kitchen of some residential units for the air-conditioning system and/or mechanical and electrical services.
- Symbols of fittings and fitments shown in the floor plans, such as bathtubs, sink, water closets, shower, sink counter etc are architectural symbols extracted from the latest approved general building plans for general indication only.
- “Terrace Apartment”, “Garden Apartment” and “Courtyard Penthouse” are names for marketing purposes only and will not appear in any Deed of Mutual Covenant, the Preliminary Agreement for Sale and Purchase, Agreement for Sale and Purchase, Assignment, or any other title deeds and documents relating to the Development. The names as appearing on the approved building plans are: Flat A on 1/F of Tower 1 for Terrace Apartment on 1/F of Tower 1; Flat B on G/F of Tower 2 for Garden Apartment on G/F of Tower 2; Flat B on G/F of Tower 3 for Garden Apartment on G/F of Tower 3; Flat A on G/F of Tower 7 for Garden Apartment on G/F of Tower 7; Penthouse on 11/F of Tower 7 for Courtyard Penthouse on 11/F of Tower 7; Flat B on G/F of Tower 8 for Garden Apartment on G/F of Tower 8; Penthouse on 11/F of Tower 8 for Courtyard Penthouse on 11/F of Tower 8.
- [*] Inclusive of the thickness of mass concrete fill on sunken slab.

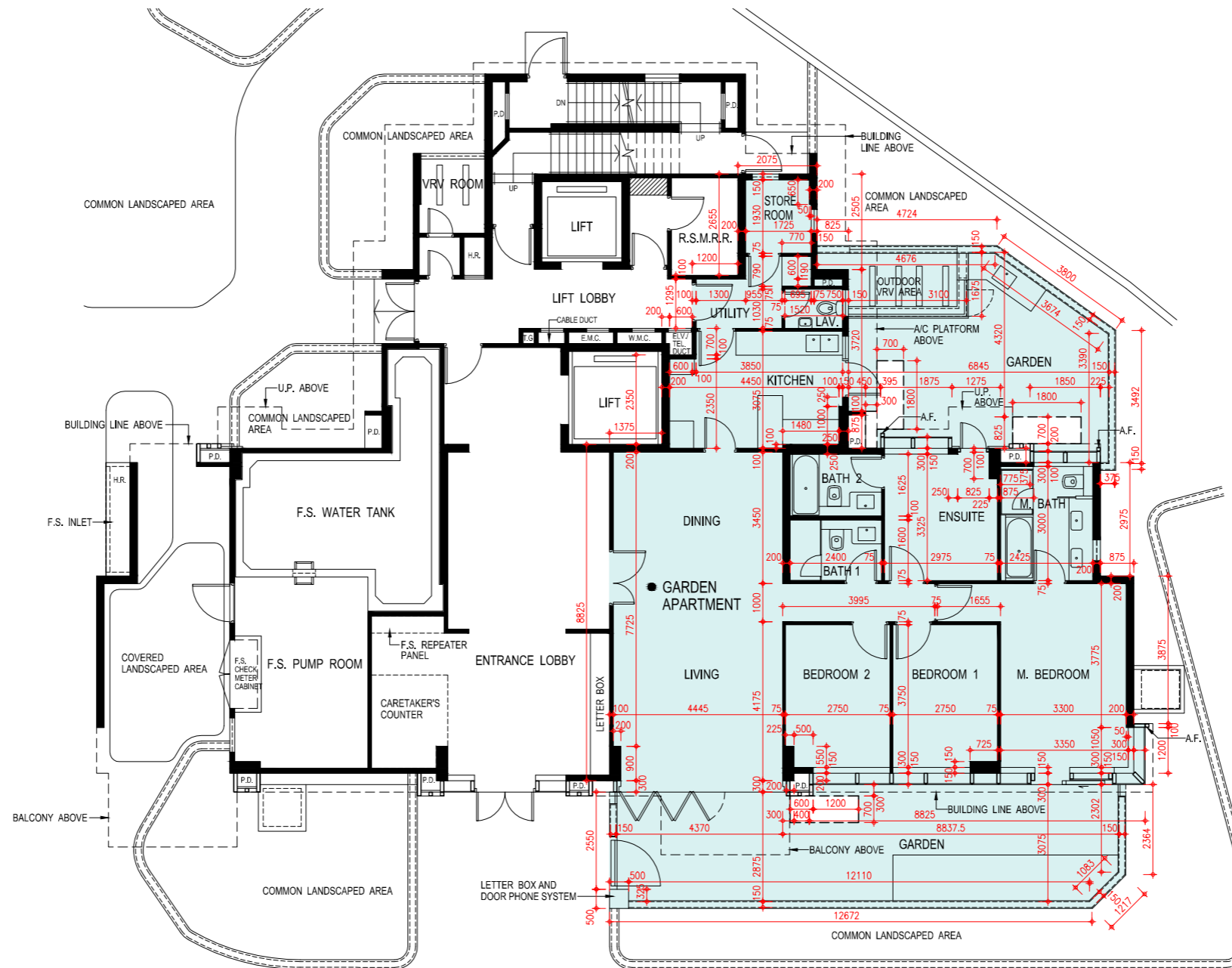
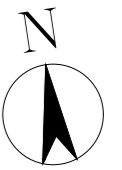
備註：

- 平面圖所列之尺寸數字為以毫米標示之建築尺寸。
- 住宅物業的外牆設有建築裝飾及/或外露喉管。詳細資料請參考最新批准之建築圖則。
- 住宅物業的平台及/或外牆設有外露及/或外牆裝飾板內藏之公用喉管。詳細資料請參考最新批准的建築圖則。
- 部份住宅單位的客/飯廳、睡房、套房、書房、工作間、儲物室、走廊、浴室、客廳洗手間、洗手間及廚房有假天花及/或有跌級樓板用以裝置冷氣系統及/或機電設備。
- 樓面平面圖上所顯示的形象裝置符號，例如浴缸、洗滌盆、坐廁、花灑、洗滌盆櫃乃摘自最新的經批准的建築圖則，並只作一般性標誌。
- 「Terrace Apartment」、「Garden Apartment」及「Courtyard Penthouse」僅為市場推廣之用的名稱，並不會於關於發展項目的任何公契、臨時買賣合約、買賣合約、轉讓契及契據出現。經批准的建築圖則上顯示的名稱為：第1座1樓A單位（即第1座1樓Terrace Apartment）；第2座地下B單位（即第2座地下Garden Apartment）；第3座地下B單位（即第3座地下Garden Apartment）；第7座地下A單位（即第7座地下Garden Apartment）；第7座11樓Penthouse（即第7座11樓Courtyard Penthouse）；第8座地下B單位（即第8座地下Garden Apartment）；第8座11樓Penthouse（即第8座11樓Courtyard Penthouse）。
- [*] 包括跌級樓板上之混凝土填充層厚度。

FLOOR PLANS OF RESIDENTIAL PROPERTIES IN THE DEVELOPMENT
 發展項目的住宅物業的樓面平面圖

Tower 7
 第7座

G/F Plan
 地下平面圖



Scale: 0M/米 5M/米
 比例: 5M/米

Tower 7

第7座

1/F Plan

1樓平面圖

	Tower 7 第7座	
Floor 樓層	1/F 1樓	
Flat 單位	A	B
The thickness of the floor slabs (excluding plaster) of each residential property (mm) 每個住宅物業的樓板(不包括灰泥)的厚度(毫米)	125, 150	125, 150
The floor-to-floor heights of each residential property (mm) 每個住宅物業的層與層之間的高度(毫米)	3150, 3150*	3150, 3150*

The internal areas of the residential properties on the upper floors will generally be slightly larger than those on the lower floors because of the reducing thickness of the structural walls on the upper floors.

因住宅物業的較高樓層的結構牆的厚度遞減，較高樓層的內部面積，一般比較低樓層的內部面積稍大。

Notes:

1. The dimensions of floor plans are all structural dimensions in millimeter.
2. There may be architectural features and/or exposed pipes on external walls of the residential properties. For details, please refer to the latest approved building plans.
3. Common pipes exposed and/or enclosed in cladding are located at/adjacent to flat roof and/or external wall of the residential properties. For details, please refer to the latest approved building plans.
4. There are ceiling bulkheads and/or sunken slab at living/dining room, bedrooms, ensuites, study rooms, utility rooms, store rooms, corridors, bathrooms, powder rooms, lavatories and kitchen of some residential units for the air-conditioning system and/or mechanical and electrical services.
5. Symbols of fittings and fitments shown in the floor plans, such as bathtubs, sink, water closets, shower, sink counter etc are architectural symbols extracted from the latest approved general building plans for general indication only.
6. [*] Inclusive of the thickness of mass concrete fill on sunken slab.

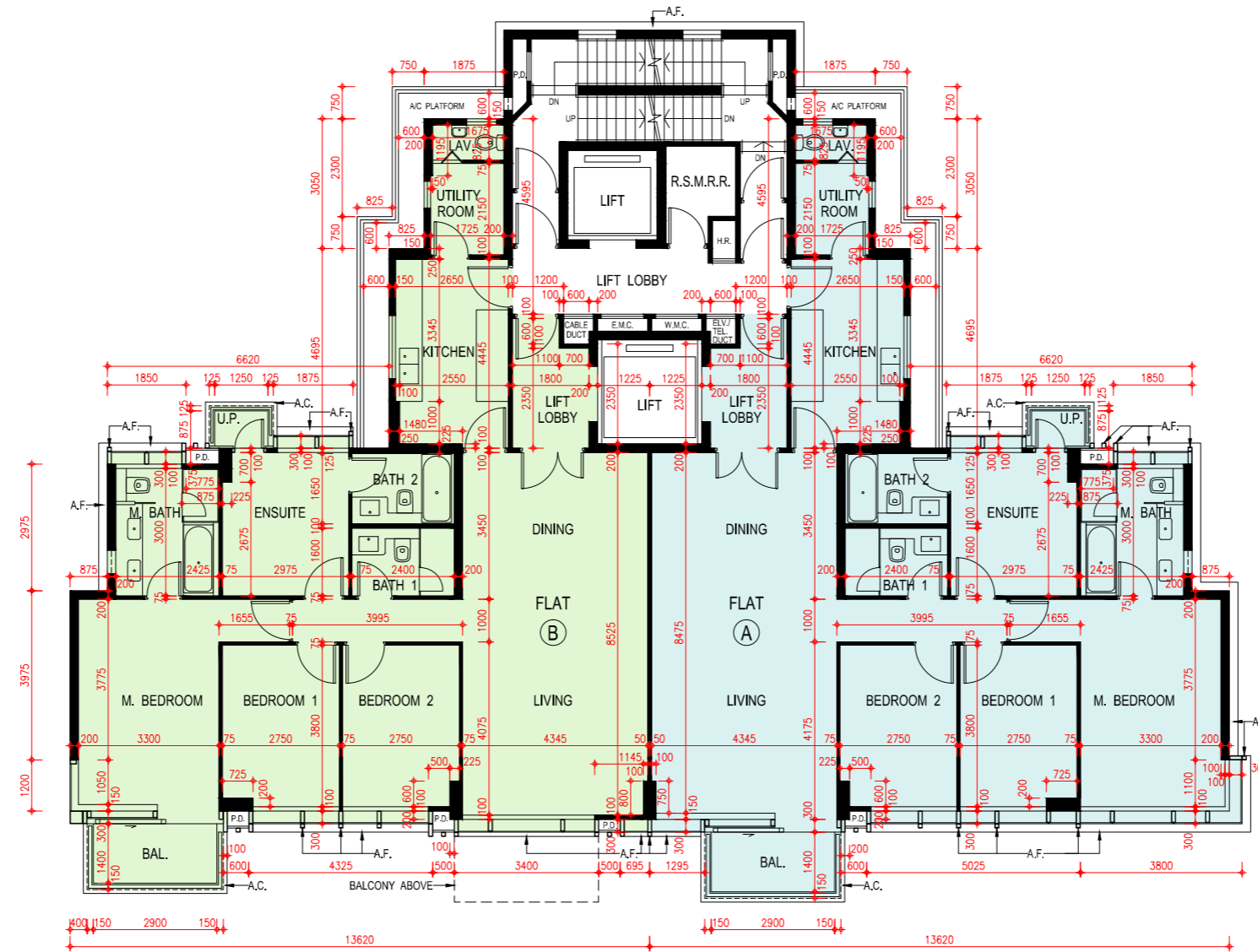
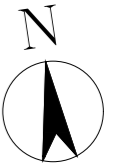
備註：

1. 平面圖所列之尺寸數字為以毫米標示之建築尺寸。
2. 住宅物業的外牆設有建築裝飾及/或外露喉管。詳細資料請參考最新批准之建築圖則。
3. 住宅物業的平台及/或外牆設有外露及/或外牆裝飾板內藏之公用喉管。詳細資料請參考最新批准的建築圖則。
4. 部份住宅單位的客/飯廳、睡房、套房、書房、工作間、儲物室、走廊、浴室、客廳洗手間、洗手間及廚房有假天花及/或有跌級樓板用以裝置冷氣系統及/或機電設備。
5. 樓面平面圖上所顯示的形象裝置符號，例如浴缸、洗滌盆、坐廁、花灑、洗滌盆櫃乃摘自最新的經批准的建築圖則，並只作一般性標誌。
6. [*] 包括跌級樓板上之混凝土填充層厚度。

FLOOR PLANS OF RESIDENTIAL PROPERTIES IN THE DEVELOPMENT
發展項目的住宅物業的樓面平面圖

Tower 7
第7座

1/F Plan
1樓平面圖



Scale: 0M/米 5M/米
比例: 10M/米

Tower 7

第7座

2/F - 10/F Plan

2樓至10樓平面圖

Floor 樓層	Tower 7 第7座			
	2/F-9/F 2樓至9樓		10/F 10樓	
	A	B	A	B
Flat 單位				
The thickness of the floor slabs (excluding plaster) of each residential property (mm) 每個住宅物業的樓板(不包括灰泥)的厚度(毫米)	125, 150	125, 150	125, 150, 175	125, 150, 175
The floor-to-floor heights of each residential property (mm) 每個住宅物業的層與層之間的高度(毫米)	3150, 3150*	3150, 3150*	3075, 3200, 3250*, 3425*, 3450*, 3500, 3500*, 3600*, 3725*, 3750*, 3850*	2750, 2950, 3050, 3150, 3200, 3250, 3300*, 3400*, 3500, 3500*, 3600*, 3700*, 3750*, 3850*

The internal areas of the residential properties on the upper floors will generally be slightly larger than those on the lower floors because of the reducing thickness of the structural walls on the upper floors.

因住宅物業的較高樓層的結構牆的厚度遞減，較高樓層的內部面積，一般比較低樓層的內部面積稍大。

Notes:

1. The dimensions of floor plans are all structural dimensions in millimeter.
2. There may be architectural features and/or exposed pipes on external walls of the residential properties. For details, please refer to the latest approved building plans.
3. Common pipes exposed and/or enclosed in cladding are located at/adjacent to flat roof and/or external wall of the residential properties. For details, please refer to the latest approved building plans.
4. There are ceiling bulkheads and/or sunken slab at living/dining room, bedrooms, ensuites, study rooms, utility rooms, store rooms, corridors, bathrooms, powder rooms, lavatories and kitchen of some residential units for the air-conditioning system and/or mechanical and electrical services.
5. Symbols of fittings and fitments shown in the floor plans, such as bathtubs, sink, water closets, shower, sink counter etc are architectural symbols extracted from the latest approved general building plans for general indication only.
6. 4/F is omitted.
7. [*] Inclusive of the thickness of mass concrete fill on sunken slab.

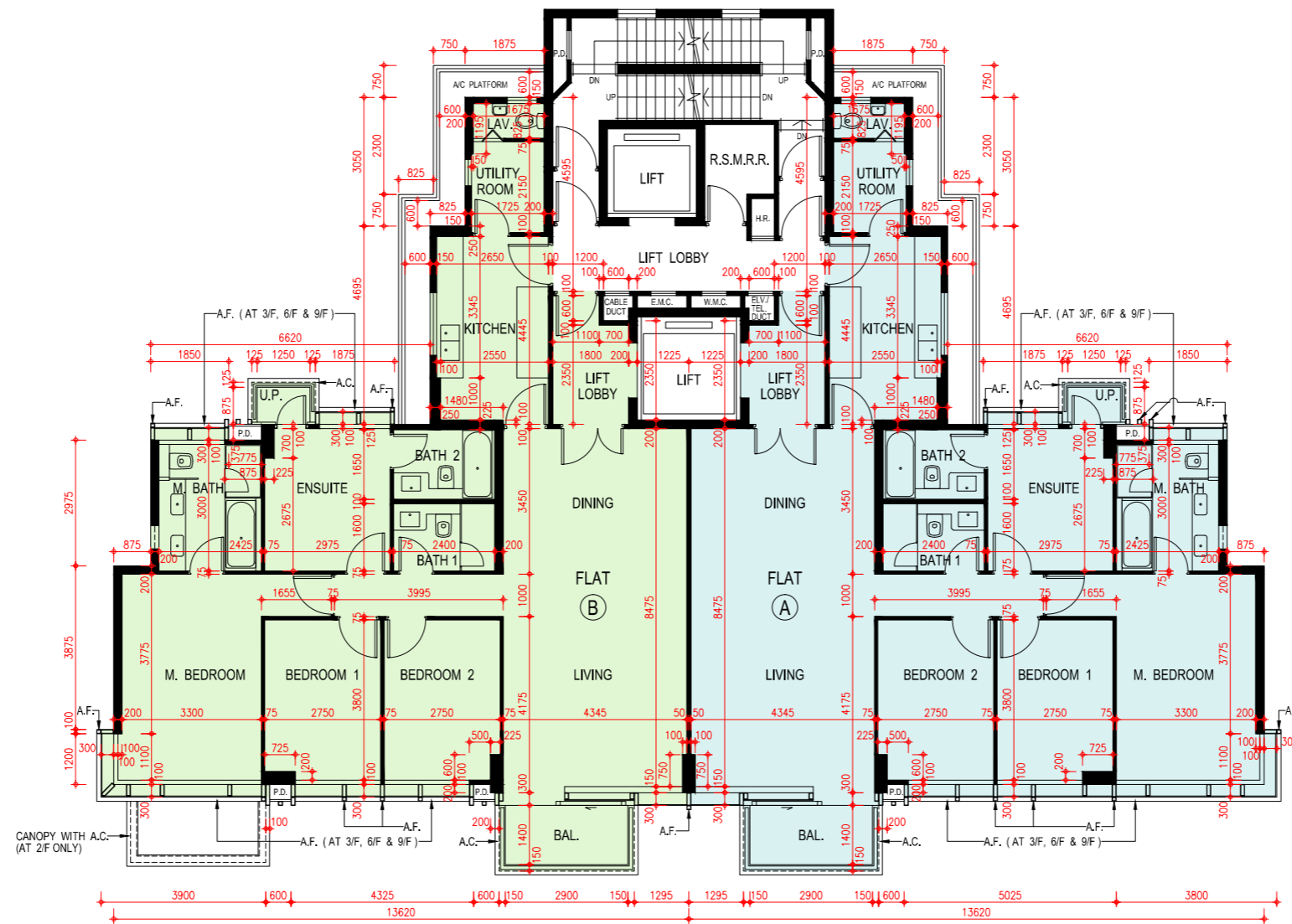
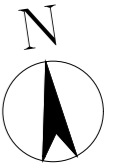
備註：

1. 平面圖所列之尺寸數字為以毫米標示之建築尺寸。
2. 住宅物業的外牆設有建築裝飾及/或外露喉管。詳細資料請參考最新批准之建築圖則。
3. 住宅物業的平台及/或外牆設有外露及/或外牆裝飾板內藏之公用喉管。詳細資料請參考最新批准的建築圖則。
4. 部份住宅單位的客/飯廳、睡房、套房、書房、工作間、儲物室、走廊、浴室、客廳洗手間、洗手間及廚房有假天花及/或有跌級樓板用以裝置冷氣系統及/或機電設備。
5. 樓面平面圖上所顯示的形象裝置符號，例如浴缸、洗滌盆、坐廁、花灑、洗滌盆櫃乃摘自最新的經批准的建築圖則，並只作一般性標誌。
6. 不設4樓。
7. [*] 包括跌級樓板上之混凝土填充層厚度。

FLOOR PLANS OF RESIDENTIAL PROPERTIES IN THE DEVELOPMENT
發展項目的住宅物業的樓面平面圖

Tower 7
第7座

2/F - 10/F Plan
2樓至10樓平面圖



Scale: 0M/米 5M/米
比例: 5M/米

Tower 7

第7座

11/F Plan

11樓平面圖

	Tower 7 第7座
Floor 樓層	11/F 11樓
Flat 單位	• Courtyard Penthouse
The thickness of the floor slabs (excluding plaster) of each residential property (mm) 每個住宅物業的樓板(不包括灰泥)的厚度(毫米)	150, 175
The floor-to-floor heights of each residential property (mm) 每個住宅物業的層與層之間的高度(毫米)	3500, 3550*, 3750*, 3850*, 3925*, 3950*, 4050*

The internal areas of the residential properties on the upper floors will generally be slightly larger than those on the lower floors because of the reducing thickness of the structural walls on the upper floors.

因住宅物業的較高樓層的結構牆的厚度遞減，較高樓層的內部面積，一般比較低樓層的內部面積稍大。

Notes:

- The dimensions of floor plans are all structural dimensions in millimeter.
- There may be architectural features and/or exposed pipes on external walls of the residential properties. For details, please refer to the latest approved building plans.
- Common pipes exposed and/or enclosed in cladding are located at/adjacent to flat roof and/or external wall of the residential properties. For details, please refer to the latest approved building plans.
- There are ceiling bulkheads and/or sunken slab at living/dining room, bedrooms, ensuites, study rooms, utility rooms, store rooms, corridors, bathrooms, powder rooms, lavatories and kitchen of some residential units for the air-conditioning system and/or mechanical and electrical services.
- Symbols of fittings and fitments shown in the floor plans, such as bathtubs, sink, water closets, shower, sink counter etc are architectural symbols extracted from the latest approved general building plans for general indication only.
- “Terrace Apartment”, “Garden Apartment” and “Courtyard Penthouse” are names for marketing purposes only and will not appear in any Deed of Mutual Covenant, the Preliminary Agreement for Sale and Purchase, Agreement for Sale and Purchase, Assignment, or any other title deeds and documents relating to the Development. The names as appearing on the approved building plans are: Flat A on 1/F of Tower 1 for Terrace Apartment on 1/F of Tower 1; Flat B on G/F of Tower 2 for Garden Apartment on G/F of Tower 2; Flat B on G/F of Tower 3 for Garden Apartment on G/F of Tower 3; Flat A on G/F of Tower 7 for Garden Apartment on G/F of Tower 7; Penthouse on 11/F of Tower 7 for Courtyard Penthouse on 11/F of Tower 7; Flat B on G/F of Tower 8 for Garden Apartment on G/F of Tower 8; Penthouse on 11/F of Tower 8 for Courtyard Penthouse on 11/F of Tower 8.
- [*] Inclusive of the thickness of mass concrete fill on sunken slab.

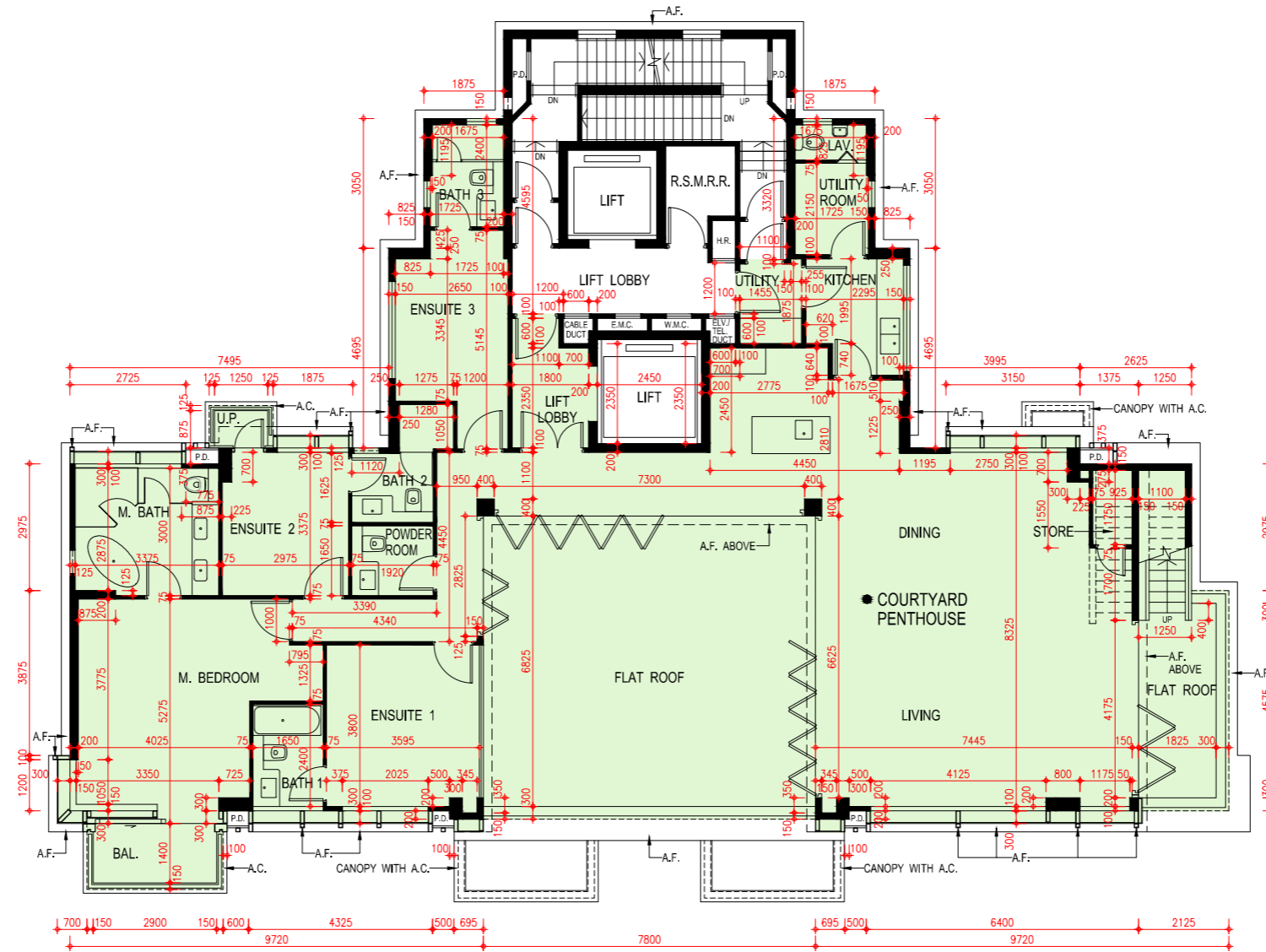
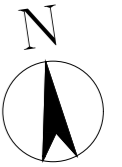
備註：

- 平面圖所列之尺寸數字為以毫米標示之建築尺寸。
- 住宅物業的外牆設有建築裝飾及/或外露喉管。詳細資料請參考最新批准之建築圖則。
- 住宅物業的平台及/或外牆設有外露及/或外牆裝飾板內藏之公用喉管。詳細資料請參考最新批准的建築圖則。
- 部份住宅單位的客/飯廳、睡房、套房、書房、工作間、儲物室、走廊、浴室、客廳洗手間、洗手間及廚房有假天花及/或有跌級樓板用以裝置冷氣系統及/或機電設備。
- 樓面平面圖上所顯示的形象裝置符號，例如浴缸、洗滌盆、坐廁、花灑、洗滌盆櫃乃摘自最新的經批准的建築圖則，並只作一般性標誌。
- 「Terrace Apartment」、「Garden Apartment」及「Courtyard Penthouse」僅為市場推廣之用的名稱，並不會於關於發展項目的任何公契、臨時買賣合約、買賣合約、轉讓契及契據出現。經批准的建築圖則上顯示的名稱為：第1座1樓A單位（即第1座1樓Terrace Apartment）；第2座地下B單位（即第2座地下Garden Apartment）；第3座地下B單位（即第3座地下Garden Apartment）；第7座地下A單位（即第7座地下Garden Apartment）；第7座11樓Penthouse（即第7座11樓Courtyard Penthouse）；第8座地下B單位（即第8座地下Garden Apartment）；第8座11樓Penthouse（即第8座11樓Courtyard Penthouse）。
- [*] 包括跌級樓板上之混凝土填充層厚度。

FLOOR PLANS OF RESIDENTIAL PROPERTIES IN THE DEVELOPMENT
 發展項目的住宅物業的樓面平面圖

Tower 7
 第7座

11/F Plan
 11樓平面圖



Scale: 0M/米 5M/米
 比例: 5M/米

Tower 7

第7座

Roof Floor Plan

天台平面圖

	Tower 7 第7座
Floor 樓層	Roof 天台
Flat 單位	• Courtyard Penthouse
The thickness of the floor slabs (excluding plaster) of each residential property (mm) 每個住宅物業的樓板(不包括灰泥)的厚度(毫米)	Not Applicable 不適用
The floor-to-floor heights of each residential property (mm) 每個住宅物業的層與層之間的高度(毫米)	Not Applicable 不適用

The internal areas of the residential properties on the upper floors will generally be slightly larger than those on the lower floors because of the reducing thickness of the structural walls on the upper floors.

因住宅物業的較高樓層的結構牆的厚度遞減，較高樓層的內部面積，一般比較低樓層的內部面積稍大。

Notes:

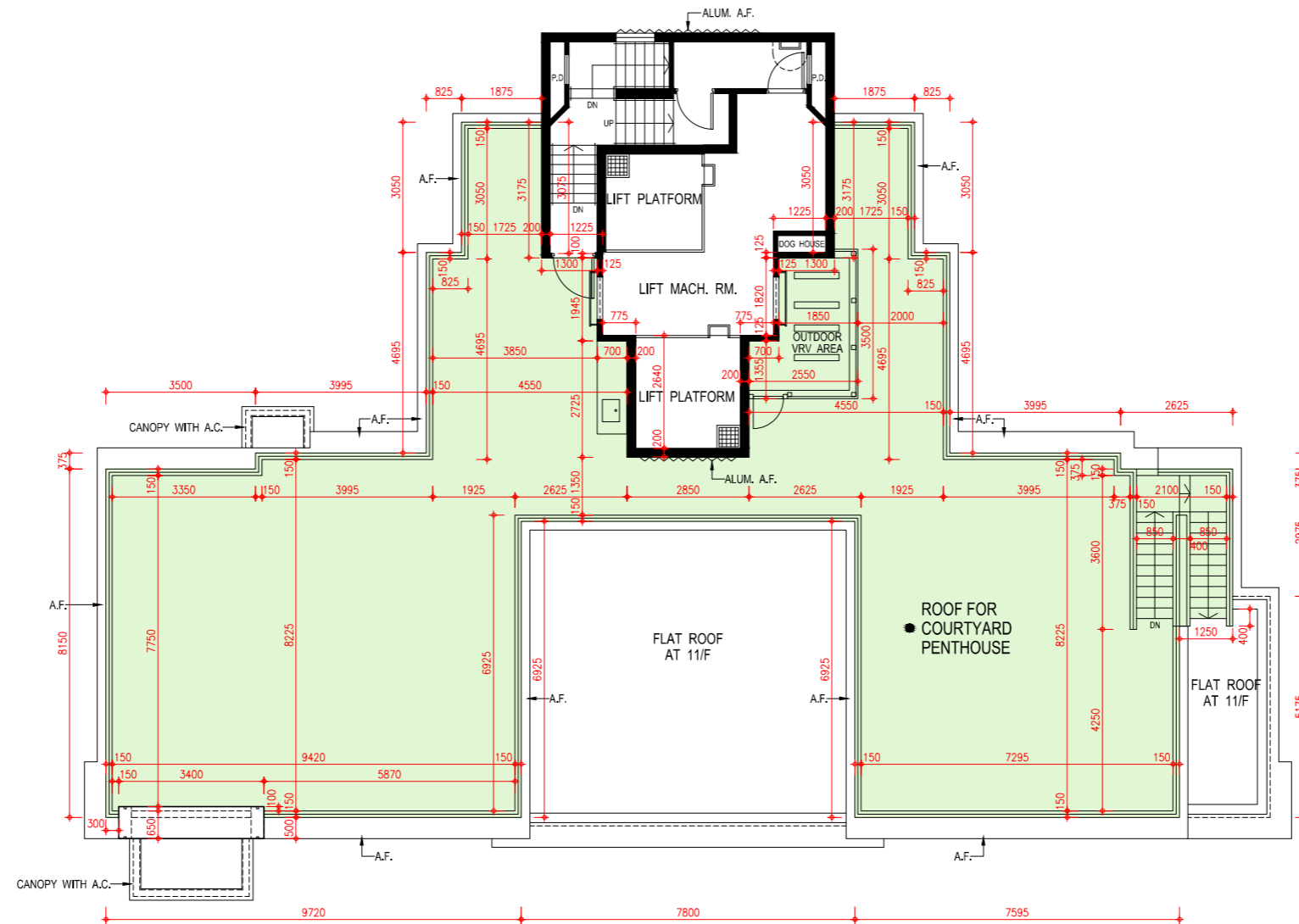
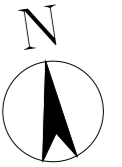
- The dimensions of floor plans are all structural dimensions in millimeter.
- There may be architectural features and/or exposed pipes on external walls of the residential properties. For details, please refer to the latest approved building plans.
- Common pipes exposed and/or enclosed in cladding are located at/adjacent to flat roof and/or external wall of the residential properties. For details, please refer to the latest approved building plans.
- There are ceiling bulkheads and/or sunken slab at living/dining room, bedrooms, ensembles, study rooms, utility rooms, store rooms, corridors, bathrooms, powder rooms, lavatories and kitchen of some residential units for the air-conditioning system and/or mechanical and electrical services.
- Symbols of fittings and fitments shown in the floor plans, such as bathtubs, sink, water closets, shower, sink counter etc are architectural symbols extracted from the latest approved general building plans for general indication only.
- “Terrace Apartment”, “Garden Apartment” and “Courtyard Penthouse” are names for marketing purposes only and will not appear in any Deed of Mutual Covenant, the Preliminary Agreement for Sale and Purchase, Agreement for Sale and Purchase, Assignment, or any other title deeds and documents relating to the Development. The names as appearing on the approved building plans are: Flat A on 1/F of Tower 1 for Terrace Apartment on 1/F of Tower 1; Flat B on G/F of Tower 2 for Garden Apartment on G/F of Tower 2; Flat B on G/F of Tower 3 for Garden Apartment on G/F of Tower 3; Flat A on G/F of Tower 7 for Garden Apartment on G/F of Tower 7; Penthouse on 11/F of Tower 7 for Courtyard Penthouse on 11/F of Tower 7; Flat B on G/F of Tower 8 for Garden Apartment on G/F of Tower 8; Penthouse on 11/F of Tower 8 for Courtyard Penthouse on 11/F of Tower 8.

備註：

- 平面圖所列之尺寸數字為以毫米標示之建築尺寸。
- 住宅物業的外牆設有建築裝飾及/或外露喉管。詳細資料請參考最新批准之建築圖則。
- 住宅物業的平台及/或外牆設有外露及/或外牆裝飾板內藏之公用喉管。詳細資料請參考最新批准的建築圖則。
- 部份住宅單位的客/飯廳、睡房、套房、書房、工作間、儲物室、走廊、浴室、客廳洗手間、洗手間及廚房有假天花及/或有跌級樓板用以裝置冷氣系統及/或機電設備。
- 樓面平面圖上所顯示的形象裝置符號，例如浴缸、洗滌盆、坐廁、花灑、洗滌盆櫃乃摘自最新的經批准的建築圖則，並只作一般性標誌。
- 「Terrace Apartment」、「Garden Apartment」及「Courtyard Penthouse」僅為市場推廣之用的名稱，並不會於關於發展項目的任何公契、臨時買賣合約、買賣合約、轉讓契及契據出現。經批准的建築圖則上顯示的名稱為：第1座1樓A單位（即第1座1樓Terrace Apartment）；第2座地下B單位（即第2座地下Garden Apartment）；第3座地下B單位（即第3座地下Garden Apartment）；第7座地下A單位（即第7座地下Garden Apartment）；第7座11樓Penthouse（即第7座11樓Courtyard Penthouse）；第8座地下B單位（即第8座地下Garden Apartment）；第8座11樓Penthouse（即第8座11樓Courtyard Penthouse）。

Tower 7
 第7座

Roof Floor Plan
 天台平面圖



FLOOR PLANS OF RESIDENTIAL PROPERTIES IN THE DEVELOPMENT

發展項目的住宅物業的樓面平面圖

Tower 8

第8座

G/F Plan

地下平面圖

	Tower 8 第8座
Floor 樓層	G/F 地下
Flat 單位	• Garden Apartment
The thickness of the floor slabs (excluding plaster) of each residential property (mm) 每個住宅物業的樓板(不包括灰泥)的厚度(毫米)	125, 150
The floor-to-floor heights of each residential property (mm) 每個住宅物業的層與層之間的高度(毫米)	3100, 3200, 3250, 3300*, 3450, 3450*, 3550*, 3600*, 3800*

The internal areas of the residential properties on the upper floors will generally be slightly larger than those on the lower floors because of the reducing thickness of the structural walls on the upper floors.

因住宅物業的較高樓層的結構牆的厚度遞減，較高樓層的內部面積，一般比較低樓層的內部面積稍大。

Notes:

- The dimensions of floor plans are all structural dimensions in millimeter.
- There may be architectural features and/or exposed pipes on external walls of the residential properties. For details, please refer to the latest approved building plans.
- Common pipes exposed and/or enclosed in cladding are located at/adjacent to flat roof and/or external wall of the residential properties. For details, please refer to the latest approved building plans.
- There are ceiling bulkheads and/or sunken slab at living/dining room, bedrooms, ensuites, study rooms, utility rooms, store rooms, corridors, bathrooms, powder rooms, lavatories and kitchen of some residential units for the air-conditioning system and/or mechanical and electrical services.
- Symbols of fittings and fitments shown in the floor plans, such as bathtubs, sink, water closets, shower, sink counter etc are architectural symbols extracted from the latest approved general building plans for general indication only.
- "Terrace Apartment", "Garden Apartment" and "Courtyard Penthouse" are names for marketing purposes only and will not appear in any Deed of Mutual Covenant, the Preliminary Agreement for Sale and Purchase, Agreement for Sale and Purchase, Assignment, or any other title deeds and documents relating to the Development. The names as appearing on the approved building plans are: Flat A on 1/F of Tower 1 for Terrace Apartment on 1/F of Tower 1; Flat B on G/F of Tower 2 for Garden Apartment on G/F of Tower 2; Flat B on G/F of Tower 3 for Garden Apartment on G/F of Tower 3; Flat A on G/F of Tower 7 for Garden Apartment on G/F of Tower 7; Penthouse on 11/F of Tower 7 for Courtyard Penthouse on 11/F of Tower 7; Flat B on G/F of Tower 8 for Garden Apartment on G/F of Tower 8; Penthouse on 11/F of Tower 8 for Courtyard Penthouse on 11/F of Tower 8.
- [*] Inclusive of the thickness of mass concrete fill on sunken slab.

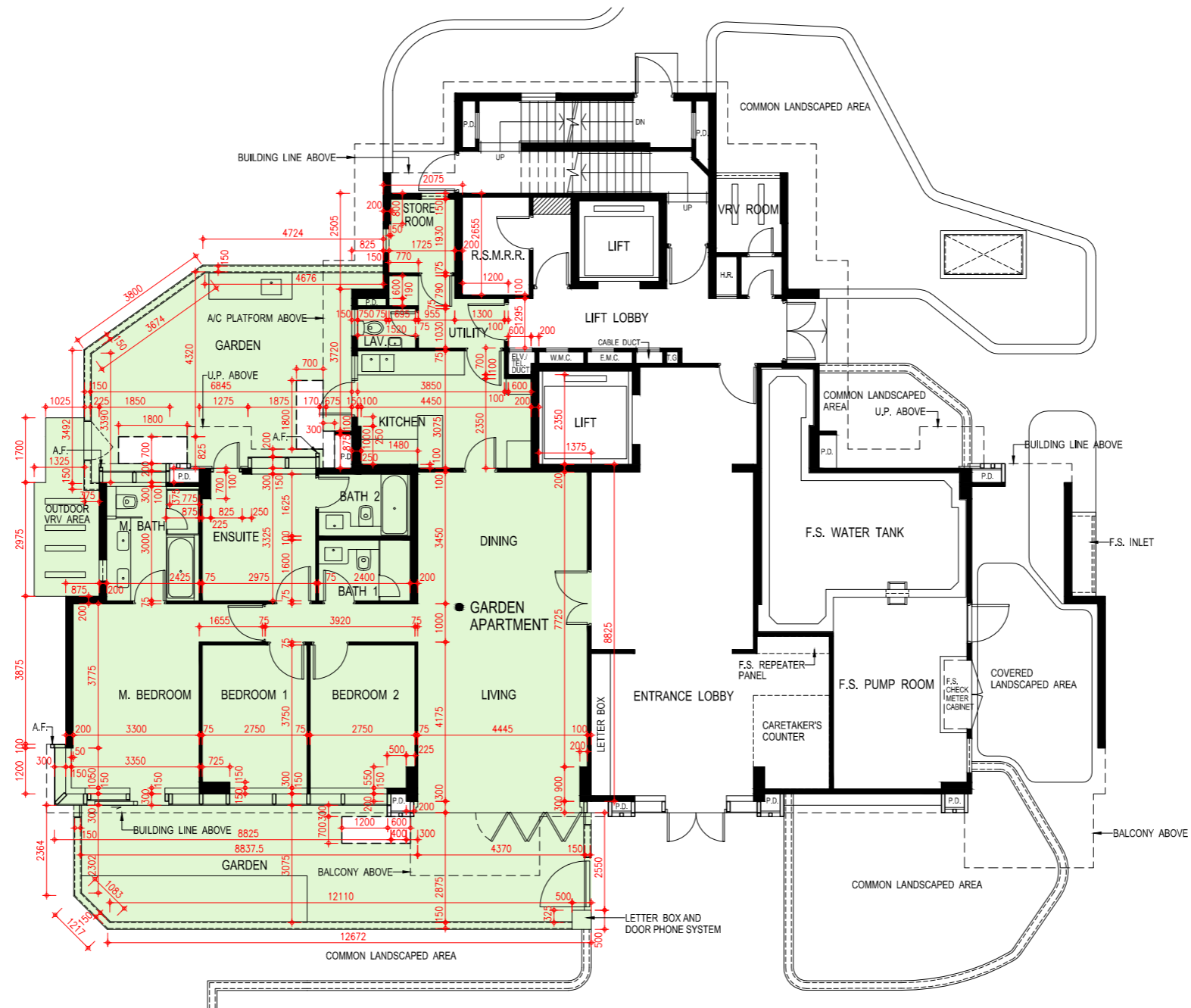
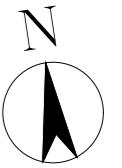
備註：

- 平面圖所列之尺寸數字為以毫米標示之建築尺寸。
- 住宅物業的外牆設有建築裝飾及/或外露喉管。詳細資料請參考最新批准之建築圖則。
- 住宅物業的平台及/或外牆設有外露及/或外牆裝飾板內藏之公用喉管。詳細資料請參考最新批准的建築圖則。
- 部份住宅單位的客/飯廳、睡房、套房、書房、工作間、儲物室、走廊、浴室、客廳洗手間、洗手間及廚房有假天花及/或有跌級樓板用以裝置冷氣系統及/或機電設備。
- 樓面平面圖上所顯示的形象裝置符號，例如浴缸、洗滌盆、坐廁、花灑、洗滌盆櫃乃摘自最新的經批准的建築圖則，並只作一般性標誌。
- 「Terrace Apartment」、「Garden Apartment」及「Courtyard Penthouse」僅為市場推廣之用的名稱，並不會於關於發展項目的任何公契、臨時買賣合約、買賣合約、轉讓契及契據出現。經批准的建築圖則上顯示的名稱為：第1座1樓A單位（即第1座1樓Terrace Apartment）；第2座地下B單位（即第2座地下Garden Apartment）；第3座地下B單位（即第3座地下Garden Apartment）；第7座地下A單位（即第7座地下Garden Apartment）；第7座11樓Penthouse（即第7座11樓Courtyard Penthouse）；第8座地下B單位（即第8座地下Garden Apartment）；第8座11樓Penthouse（即第8座11樓Courtyard Penthouse）。
- [*] 包括跌級樓板上之混凝土填充層厚度。

FLOOR PLANS OF RESIDENTIAL PROPERTIES IN THE DEVELOPMENT
 發展項目的住宅物業的樓面平面圖

Tower 8
 第 8 座

G/F Plan
 地下平面圖



Scale: 0M/米 5M/米
 比例: 5M/米

Tower 8

第 8 座

1/F Plan

1 樓平面圖

	Tower 8 第8座	
Floor 樓層	1/F 1樓	
Flat 單位	A	B
The thickness of the floor slabs (excluding plaster) of each residential property (mm) 每個住宅物業的樓板(不包括灰泥)的厚度(毫米)	125, 150	125, 150
The floor-to-floor heights of each residential property (mm) 每個住宅物業的層與層之間的高度(毫米)	3150, 3150*	3150, 3150*

The internal areas of the residential properties on the upper floors will generally be slightly larger than those on the lower floors because of the reducing thickness of the structural walls on the upper floors.

因住宅物業的較高樓層的結構牆的厚度遞減，較高樓層的內部面積，一般比較低樓層的內部面積稍大。

Notes:

1. The dimensions of floor plans are all structural dimensions in millimeter.
2. There may be architectural features and/or exposed pipes on external walls of the residential properties. For details, please refer to the latest approved building plans.
3. Common pipes exposed and/or enclosed in cladding are located at/adjacent to flat roof and/or external wall of the residential properties. For details, please refer to the latest approved building plans.
4. There are ceiling bulkheads and/or sunken slab at living/dining room, bedrooms, ensuites, study rooms, utility rooms, store rooms, corridors, bathrooms, powder rooms, lavatories and kitchen of some residential units for the air-conditioning system and/or mechanical and electrical services.
5. Symbols of fittings and fitments shown in the floor plans, such as bathtubs, sink, water closets, shower, sink counter etc are architectural symbols extracted from the latest approved general building plans for general indication only.
6. [*] Inclusive of the thickness of mass concrete fill on sunken slab.

備註：

1. 平面圖所列之尺寸數字為以毫米標示之建築尺寸。
2. 住宅物業的外牆設有建築裝飾及/或外露喉管。詳細資料請參考最新批准之建築圖則。
3. 住宅物業的平台及/或外牆設有外露及/或外牆裝飾板內藏之公用喉管。詳細資料請參考最新批准的建築圖則。
4. 部份住宅單位的客/飯廳、睡房、套房、書房、工作間、儲物室、走廊、浴室、客廳洗手間、洗手間及廚房有假天花及/或有跌級樓板用以裝置冷氣系統及/或機電設備。
5. 樓面平面圖上所顯示的形象裝置符號，例如浴缸、洗滌盆、坐廁、花灑、洗滌盆櫃乃摘自最新的經批准的建築圖則，並只作一般性標誌。
6. [*] 包括跌級樓板上之混凝土填充層厚度。

FLOOR PLANS OF RESIDENTIAL PROPERTIES IN THE DEVELOPMENT

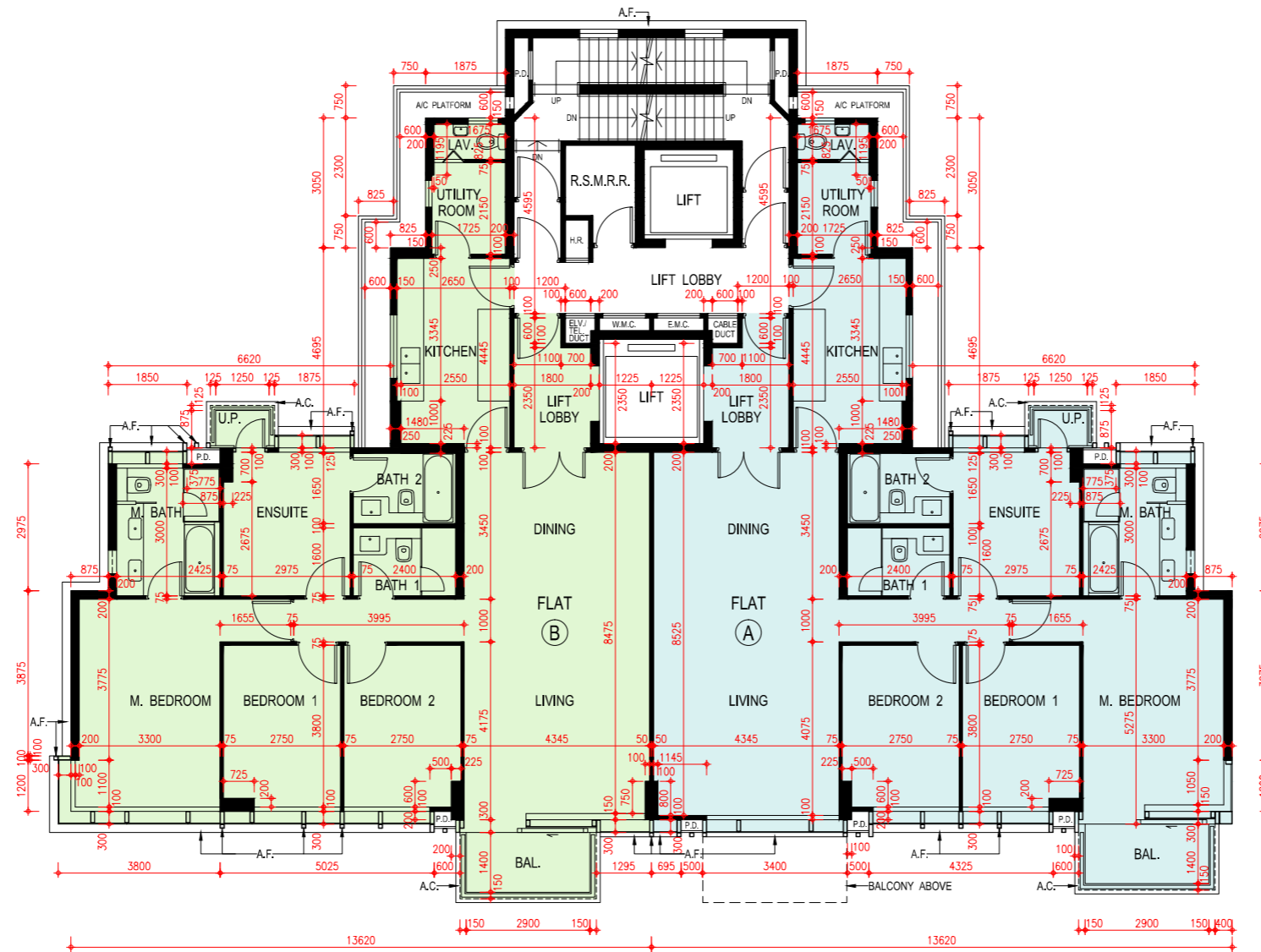
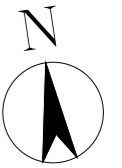
發展項目的住宅物業的樓面平面圖

Tower 8

第8座

1/F Plan

1樓平面圖



Scale: 0M/米 5M/米
比例: 10M

Tower 8

第 8 座

2/F - 8/F, 10/F Plan

2樓至8樓，10樓平面圖

Floor 樓層	Tower 8 第8座			
	2/F-8/F 2樓至8樓		10/F 10樓	
	A	B	A	B
Flat 單位				
The thickness of the floor slabs (excluding plaster) of each residential property (mm) 每個住宅物業的樓板(不包括灰泥)的厚度(毫米)	125, 150	125, 150	125, 150, 175	125, 150, 175
The floor-to-floor heights of each residential property (mm) 每個住宅物業的層與層之間的高度(毫米)	3150, 3150*	3150, 3150*	2750, 2950, 3050, 3150, 3200, 3250, 3300*, 3400*, 3500, 3500*, 3600*, 3700*, 3750*, 3850*	3075, 3200, 3250*, 3425*, 3450*, 3500, 3500*, 3600*, 3725*, 3750*, 3850*

The internal areas of the residential properties on the upper floors will generally be slightly larger than those on the lower floors because of the reducing thickness of the structural walls on the upper floors.

因住宅物業的較高樓層的結構牆的厚度遞減，較高樓層的內部面積，一般比較低樓層的內部面積稍大。

Notes:

1. The dimensions of floor plans are all structural dimensions in millimeter.
2. There may be architectural features and/or exposed pipes on external walls of the residential properties. For details, please refer to the latest approved building plans.
3. Common pipes exposed and/or enclosed in cladding are located at/adjacent to flat roof and/or external wall of the residential properties. For details, please refer to the latest approved building plans.
4. There are ceiling bulkheads and/or sunken slab at living/dining room, bedrooms, ensuites, study rooms, utility rooms, store rooms, corridors, bathrooms, powder rooms, lavatories and kitchen of some residential units for the air-conditioning system and/or mechanical and electrical services.
5. Symbols of fittings and fitments shown in the floor plans, such as bathtubs, sink, water closets, shower, sink counter etc are architectural symbols extracted from the latest approved general building plans for general indication only.
6. 4/F is omitted.
7. [*] Inclusive of the thickness of mass concrete fill on sunken slab.

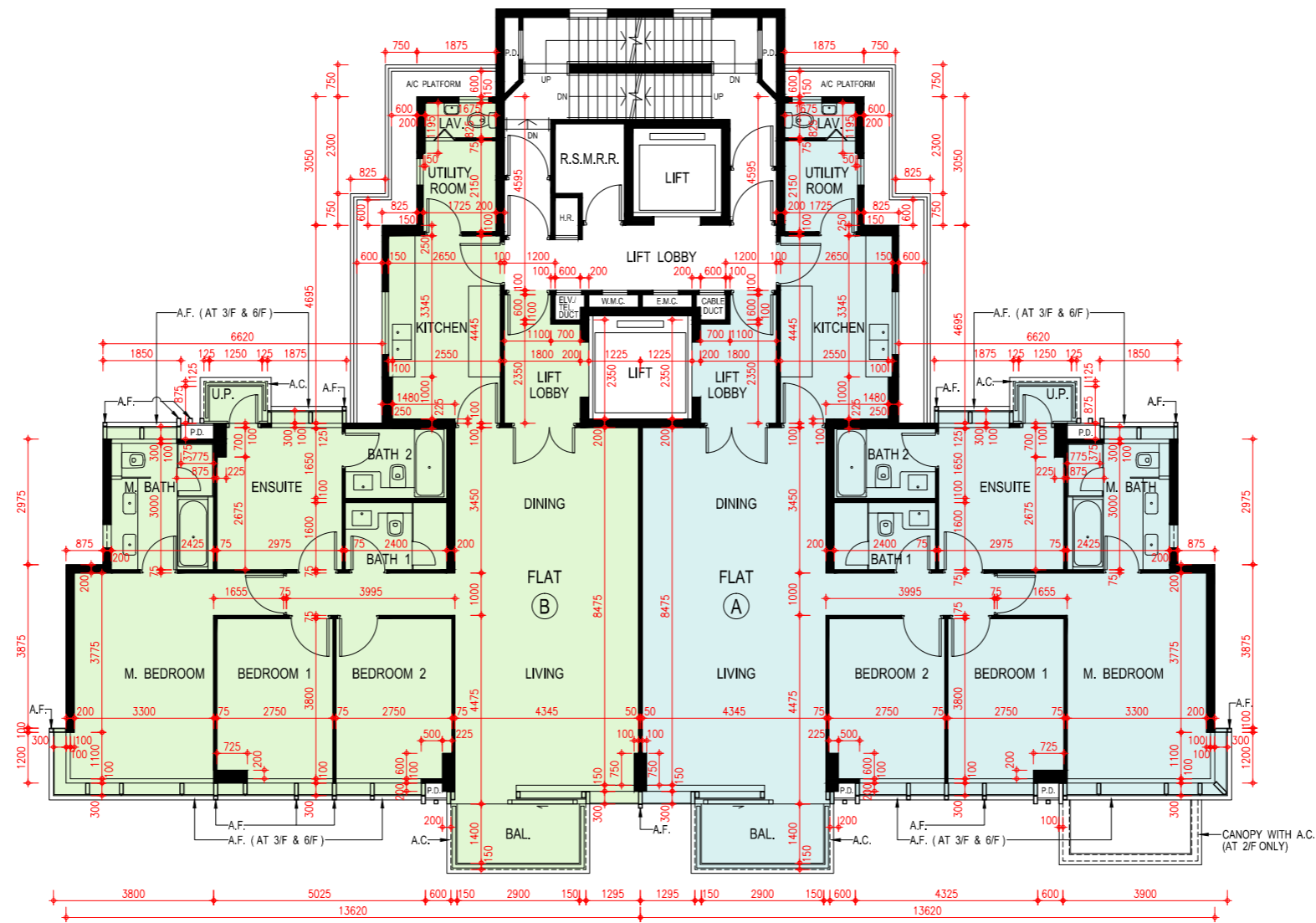
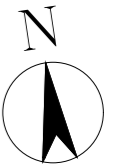
備註：

1. 平面圖所列之尺寸數字為以毫米標示之建築尺寸。
2. 住宅物業的外牆設有建築裝飾及/或外露喉管。詳細資料請參考最新批准之建築圖則。
3. 住宅物業的平台及/或外牆設有外露及/或外牆裝飾板內藏之公用喉管。詳細資料請參考最新批准的建築圖則。
4. 部份住宅單位的客/飯廳、睡房、套房、書房、工作間、儲物室、走廊、浴室、客廳洗手間、洗手間及廚房有假天花及/或有跌級樓板用以裝置冷氣系統及/或機電設備。
5. 樓面平面圖上所顯示的形象裝置符號，例如浴缸、洗滌盆、坐廁、花灑、洗滌盆櫃乃摘自最新的經批准的建築圖則，並只作一般性標誌。
6. 不設4樓。
7. [*] 包括跌級樓板上之混凝土填充層厚度。

FLOOR PLANS OF RESIDENTIAL PROPERTIES IN THE DEVELOPMENT
發展項目的住宅物業的樓面平面圖

Tower 8
第8座

2/F - 8/F, 10/F Plan
2樓至8樓，10樓平面圖



Scale: 0M/米 5M/米
比例: 140

Tower 8

第8座

9/F Plan

9樓平面圖

	Tower 8 第8座	
Floor 樓層	9/F 9樓	
Flat 單位	A	B
The thickness of the floor slabs (excluding plaster) of each residential property (mm) 每個住宅物業的樓板(不包括灰泥)的厚度(毫米)	125, 150	125, 150
The floor-to-floor heights of each residential property (mm) 每個住宅物業的層與層之間的高度(毫米)	3150, 3150*	3150, 3150*

The internal areas of the residential properties on the upper floors will generally be slightly larger than those on the lower floors because of the reducing thickness of the structural walls on the upper floors.

因住宅物業的較高樓層的結構牆的厚度遞減，較高樓層的內部面積，一般比較低樓層的內部面積稍大。

Notes:

- The dimensions of floor plans are all structural dimensions in millimeter.
- There may be architectural features and/or exposed pipes on external walls of the residential properties. For details, please refer to the latest approved building plans.
- Common pipes exposed and/or enclosed in cladding are located at/adjacent to flat roof and/or external wall of the residential properties. For details, please refer to the latest approved building plans.
- There are ceiling bulkheads and/or sunken slab at living/dining room, bedrooms, ensuites, study rooms, utility rooms, store rooms, corridors, bathrooms, powder rooms, lavatories and kitchen of some residential units for the air-conditioning system and/or mechanical and electrical services.
- Symbols of fittings and fitments shown in the floor plans, such as bathtubs, sink, water closets, shower, sink counter etc are architectural symbols extracted from the latest approved general building plans for general indication only.
- [*] Inclusive of the thickness of mass concrete fill on sunken slab.
- Flat B on 9/F of Tower 8 has been altered by way of minor works or exempted works under the Buildings Ordinance after the completion of the Development. The latest condition of which is shown on the relevant floor plans. The alterations are as follows:
A. Adjustments have been made to the door of Lavatory altered.

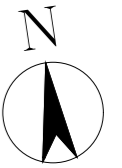
備註：

- 平面圖所列之尺寸數字為以毫米標示之建築尺寸。
- 住宅物業的外牆設有建築裝飾及/或外露喉管。詳細資料請參考最新批准之建築圖則。
- 住宅物業的平台及/或外牆設有外露及/或外牆裝飾板內藏之公用喉管。詳細資料請參考最新批准的建築圖則。
- 部份住宅單位的客/飯廳、睡房、套房、書房、工作間、儲物室、走廊、浴室、客廳洗手間、洗手間及廚房有假天花及/或有跌級樓板用以裝置冷氣系統及/或機電設備。
- 樓面平面圖上所顯示的形象裝置符號，例如浴缸、洗滌盆、坐廁、花灑、洗滌盆櫃乃摘自最新的經批准的建築圖則，並只作一般性標誌。
- [*] 包括跌級樓板上之混凝土填充層厚度。
- 第8座9樓B單位在發展項目落成後進行小型工程或獲《建築物條例》豁免的工程而有所改動。現狀請參考有關平面圖，該改動如下：
A. 洗手間的門已被改動。

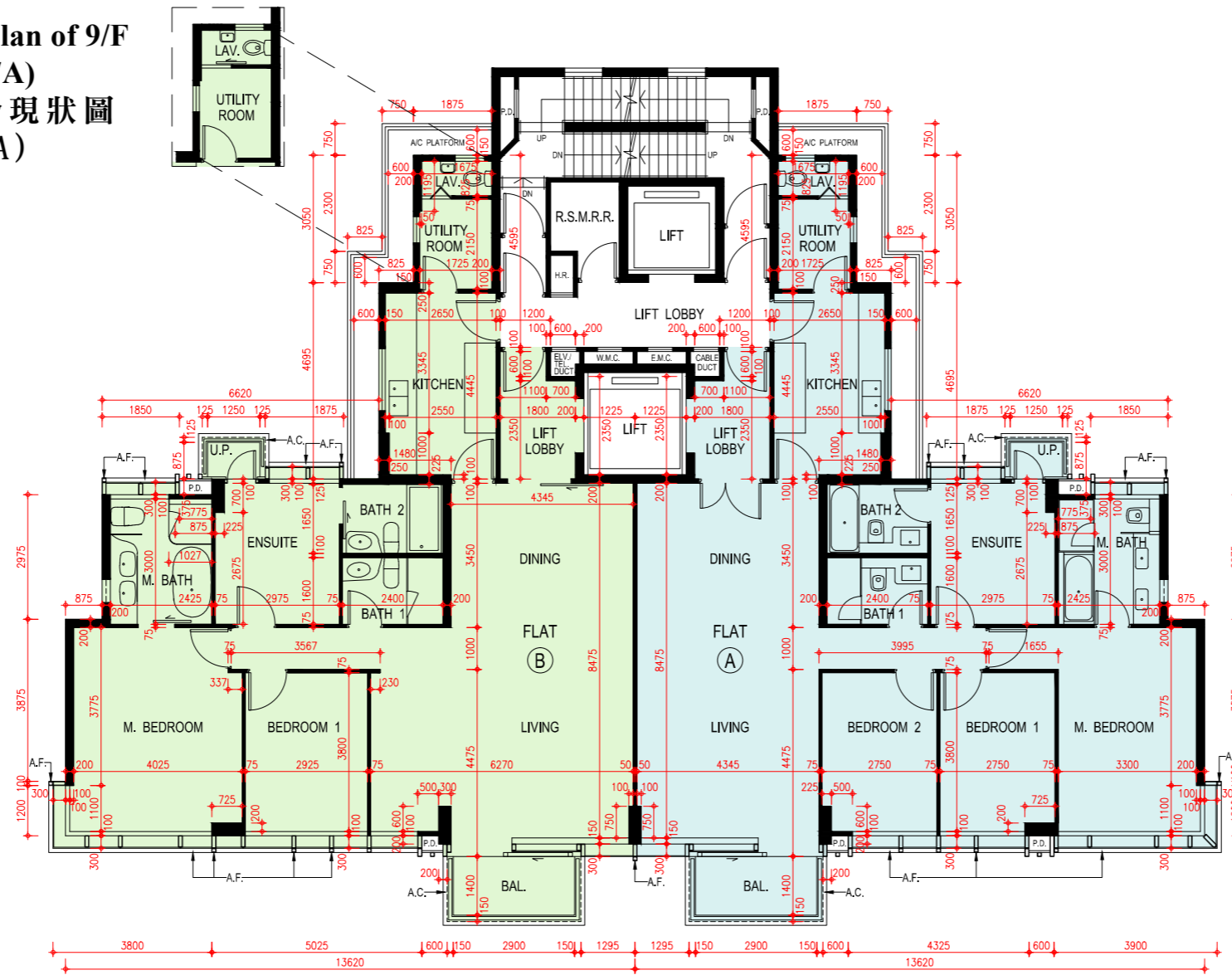
FLOOR PLANS OF RESIDENTIAL PROPERTIES IN THE DEVELOPMENT
發展項目的住宅物業的樓面平面圖

Tower 8
第8座

9/F Plan
9樓平面圖



As-is Part Plan of 9/F
(See Notes 7A)
9樓之部份現狀圖
(見備註7A)



Scale: 0M/米 5M/米
比例:

Tower 8

第 8 座

11/F Plan

11 樓平面圖

	Tower 8 第8座
Floor 樓層	11/F 11樓
Flat 單位	• Courtyard Penthouse
The thickness of the floor slabs (excluding plaster) of each residential property (mm) 每個住宅物業的樓板(不包括灰泥)的厚度(毫米)	150, 175
The floor-to-floor heights of each residential property (mm) 每個住宅物業的層與層之間的高度(毫米)	3500, 3550*, 3750*, 3850*, 3925*, 3950*, 4050*

The internal areas of the residential properties on the upper floors will generally be slightly larger than those on the lower floors because of the reducing thickness of the structural walls on the upper floors.

因住宅物業的較高樓層的結構牆的厚度遞減，較高樓層的內部面積，一般比較低樓層的內部面積稍大。

Notes:

- The dimensions of floor plans are all structural dimensions in millimeter.
- There may be architectural features and/or exposed pipes on external walls of the residential properties. For details, please refer to the latest approved building plans.
- Common pipes exposed and/or enclosed in cladding are located at/adjacent to flat roof and/or external wall of the residential properties. For details, please refer to the latest approved building plans.
- There are ceiling bulkheads and/or sunken slab at living/dining room, bedrooms, ensembles, study rooms, utility rooms, store rooms, corridors, bathrooms, powder rooms, lavatories and kitchen of some residential units for the air-conditioning system and/or mechanical and electrical services.
- Symbols of fittings and fitments shown in the floor plans, such as bathtubs, sink, water closets, shower, sink counter etc are architectural symbols extracted from the latest approved general building plans for general indication only.
- “Terrace Apartment”, “Garden Apartment” and “Courtyard Penthouse” are names for marketing purposes only and will not appear in any Deed of Mutual Covenant, the Preliminary Agreement for Sale and Purchase, Agreement for Sale and Purchase, Assignment, or any other title deeds and documents relating to the Development. The names as appearing on the approved building plans are: Flat A on 1/F of Tower 1 for Terrace Apartment on 1/F of Tower 1; Flat B on G/F of Tower 2 for Garden Apartment on G/F of Tower 2; Flat B on G/F of Tower 3 for Garden Apartment on G/F of Tower 3; Flat A on G/F of Tower 7 for Garden Apartment on G/F of Tower 7; Penthouse on 11/F of Tower 7 for Courtyard Penthouse on 11/F of Tower 7; Flat B on G/F of Tower 8 for Garden Apartment on G/F of Tower 8; Penthouse on 11/F of Tower 8 for Courtyard Penthouse on 11/F of Tower 8.
- [*] Inclusive of the thickness of mass concrete fill on sunken slab.

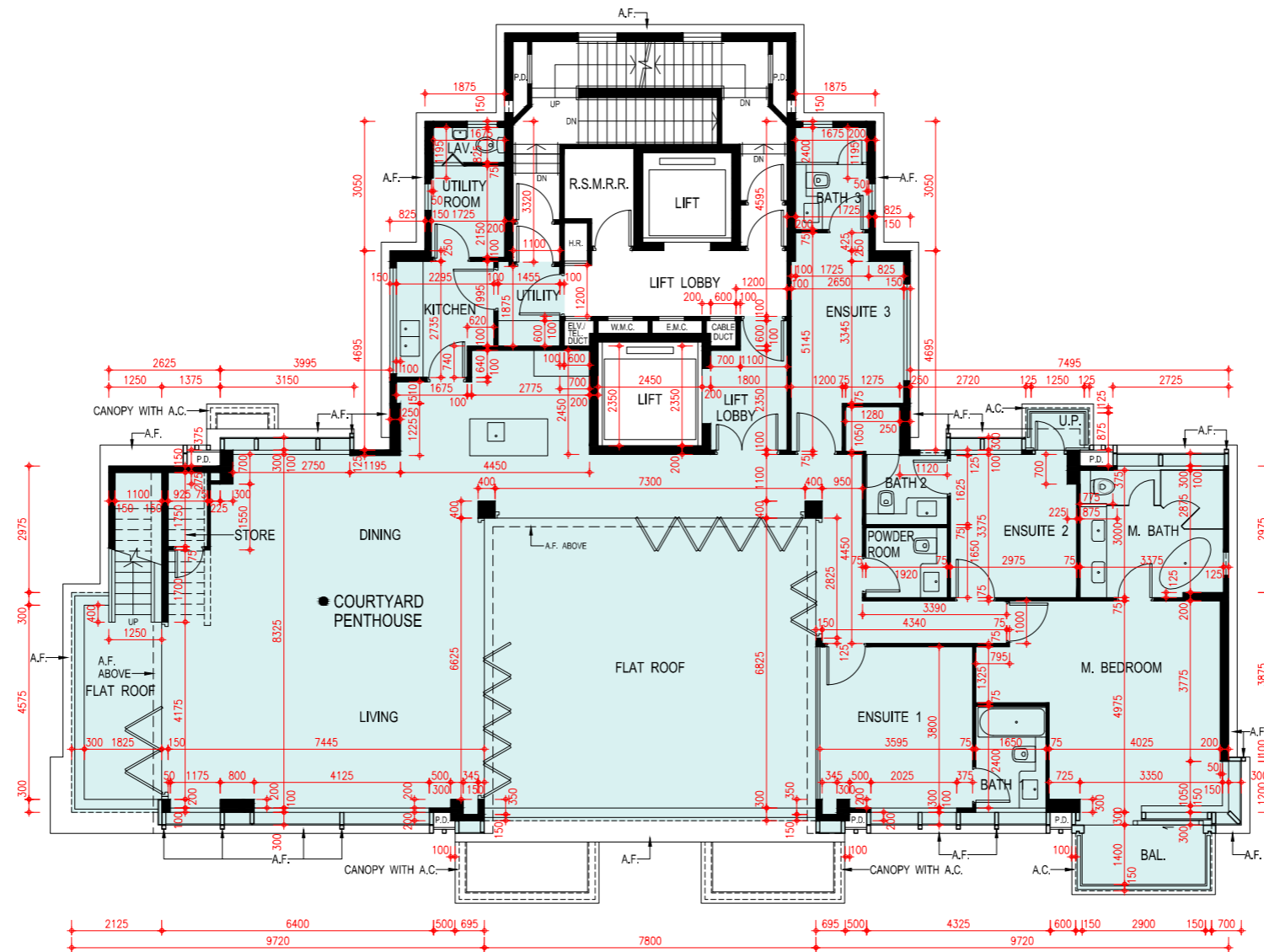
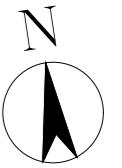
備註：

- 平面圖所列之尺寸數字為以毫米標示之建築尺寸。
- 住宅物業的外牆設有建築裝飾及/或外露喉管。詳細資料請參考最新批准之建築圖則。
- 住宅物業的平台及/或外牆設有外露及/或外牆裝飾板內藏之公用喉管。詳細資料請參考最新批准的建築圖則。
- 部份住宅單位的客/飯廳、睡房、套房、書房、工作間、儲物室、走廊、浴室、客廳洗手間、洗手間及廚房有假天花及/或有跌級樓板用以裝置冷氣系統及/或機電設備。
- 樓面平面圖上所顯示的形象裝置符號，例如浴缸、洗滌盆、坐廁、花灑、洗滌盆櫃乃摘自最新的經批准的建築圖則，並只作一般性標誌。
- 「Terrace Apartment」、「Garden Apartment」及「Courtyard Penthouse」僅為市場推廣之用的名稱，並不會於關於發展項目的任何公契、臨時買賣合約、買賣合約、轉讓契及契據出現。經批准的建築圖則上顯示的名稱為：第1座1樓A單位（即第1座1樓Terrace Apartment）；第2座地下B單位（即第2座地下Garden Apartment）；第3座地下B單位（即第3座地下Garden Apartment）；第7座地下A單位（即第7座地下Garden Apartment）；第7座11樓Penthouse（即第7座11樓Courtyard Penthouse）；第8座地下B單位（即第8座地下Garden Apartment）；第8座11樓Penthouse（即第8座11樓Courtyard Penthouse）。
- [*] 包括跌級樓板上之混凝土填充層厚度。

FLOOR PLANS OF RESIDENTIAL PROPERTIES IN THE DEVELOPMENT
發展項目的住宅物業的樓面平面圖

Tower 8
第8座

11/F Plan
11樓平面圖



Scale: 0M/米 5M/米
比例: 5M/米

Tower 8

第8座

Roof Floor Plan

天台平面圖

	Tower 8 第8座
Floor 樓層	Roof 天台
Flat 單位	• Courtyard Penthouse
The thickness of the floor slabs (excluding plaster) of each residential property (mm) 每個住宅物業的樓板(不包括灰泥)的厚度(毫米)	Not Applicable 不適用
The floor-to-floor heights of each residential property (mm) 每個住宅物業的層與層之間的高度(毫米)	Not Applicable 不適用

The internal areas of the residential properties on the upper floors will generally be slightly larger than those on the lower floors because of the reducing thickness of the structural walls on the upper floors.

因住宅物業的較高樓層的結構牆的厚度遞減，較高樓層的內部面積，一般比較低樓層的內部面積稍大。

Notes:

1. The dimensions of floor plans are all structural dimensions in millimeter.
2. There may be architectural features and/or exposed pipes on external walls of the residential properties. For details, please refer to the latest approved building plans.
3. Common pipes exposed and/or enclosed in cladding are located at/adjacent to flat roof and/or external wall of the residential properties. For details, please refer to the latest approved building plans.
4. There are ceiling bulkheads and/or sunken slab at living/dining room, bedrooms, ensembles, study rooms, utility rooms, store rooms, corridors, bathrooms, powder rooms, lavatories and kitchen of some residential units for the air-conditioning system and/or mechanical and electrical services.
5. Symbols of fittings and fitments shown in the floor plans, such as bathtubs, sink, water closets, shower, sink counter etc are architectural symbols extracted from the latest approved general building plans for general indication only.
6. • "Terrace Apartment", "Garden Apartment" and "Courtyard Penthouse" are names for marketing purposes only and will not appear in any Deed of Mutual Covenant, the Preliminary Agreement for Sale and Purchase, Agreement for Sale and Purchase, Assignment, or any other title deeds and documents relating to the Development. The names as appearing on the approved building plans are: Flat A on 1/F of Tower 1 for Terrace Apartment on 1/F of Tower 1; Flat B on G/F of Tower 2 for Garden Apartment on G/F of Tower 2; Flat B on G/F of Tower 3 for Garden Apartment on G/F of Tower 3; Flat A on G/F of Tower 7 for Garden Apartment on G/F of Tower 7; Penthouse on 11/F of Tower 7 for Courtyard Penthouse on 11/F of Tower 7; Flat B on G/F of Tower 8 for Garden Apartment on G/F of Tower 8; Penthouse on 11/F of Tower 8 for Courtyard Penthouse on 11/F of Tower 8.

備註：

1. 平面圖所列之尺寸數字為以毫米標示之建築尺寸。
2. 住宅物業的外牆設有建築裝飾及/或外露喉管。詳細資料請參考最新批准之建築圖則。
3. 住宅物業的平台及/或外牆設有外露及/或外牆裝飾板內藏之公用喉管。詳細資料請參考最新批准的建築圖則。
4. 部份住宅單位的客/飯廳、睡房、套房、書房、工作間、儲物室、走廊、浴室、客廳洗手間、洗手間及廚房有假天花及/或有跌級樓板用以裝置冷氣系統及/或機電設備。
5. 樓面平面圖上所顯示的形象裝置符號，例如浴缸、洗滌盆、坐廁、花灑、洗滌盆櫃乃摘自最新的經批准的建築圖則，並只作一般性標誌。
6. • 「Terrace Apartment」、「Garden Apartment」及「Courtyard Penthouse」僅為市場推廣之用的名稱，並不會於關於發展項目的任何公契、臨時買賣合約、買賣合約、轉讓契及契據出現。經批准的建築圖則上顯示的名稱為：第1座1樓A單位（即第1座1樓Terrace Apartment）；第2座地下B單位（即第2座地下Garden Apartment）；第3座地下B單位（即第3座地下Garden Apartment）；第7座地下A單位（即第7座地下Garden Apartment）；第7座11樓Penthouse（即第7座11樓Courtyard Penthouse）；第8座地下B單位（即第8座地下Garden Apartment）；第8座11樓Penthouse（即第8座11樓Courtyard Penthouse）。

Tower 8
 第 8 座

Roof Floor Plan
 天台平面圖

