尚珩
LA CRESTA

SALES BROCHURE 售樓説明書

尚珩

LA CRESTA

NOTES TO PURCHASERS OF FIRST-HAND RESIDENTIAL PROPERTIES

一手住宅物業買家須知

You are advised to take the following steps before purchasing first-hand residential properties.

For all first-hand residential properties

1. Important information

- Make reference to the materials available on the Sales of First-hand Residential Properties Electronic Platform (SRPE) (www.srpe.gov.hk) on the first-hand residential property market.
- Study the information on the website designated by the vendor for the development, including the sales brochure, price lists, documents containing the sales arrangements, and the register of transactions of a development.
- Sales brochure for a development will be made available to the general public at least 7 days immediately before a date of sale while price list and sales arrangements will be made available at least 3 days immediately before the date of sale.
- Information on transactions can be found on the register of transactions on the website designated by the vendor for the development and the SRPE.

2. Fees, mortgage loan and property price

- Calculate the total expenses of the purchase, such as solicitors' fees, mortgage charges, insurance fees and stamp duties.
- Check with banks to find out if you will be able to obtain the needed mortgage loan, select the appropriate payment method and calculate the amount of the mortgage loan to ensure it is within your repayment ability.
- Check recent transaction prices of comparable properties for comparison.
- Check with the vendor or the estate agent the estimated management fee, the amount of management fee payable in advance (if any), special fund payable (if any), the amount of reimbursement of the deposits for water, electricity and gas (if any), and/or the amount of debris removal fee (if any) you have to pay to the vendor or the manager of the development.

3. Price list, payment terms and other financial incentives

- Vendors may not offer to sell all the residential properties that are covered in a price list. To know which residential properties the vendors may offer to sell, pay attention to the sales arrangements which will be announced by the vendors at least 3 days before the relevant residential properties are offered to be sold.
- Pay attention to the terms of payment as set out in a price list. If there are discounts on the price, gift, or any financial advantage or benefit to be made available in connection with the purchase of the residential properties, such information will also be set out in the price list.
- If you intend to opt for any mortgage loan plans offered by financial institutions specified by the vendor, before entering into a preliminary agreement for sale and purchase (PASP), you must study the details of various mortgage loan plans[1] as set out in the price list concerned. If you have any questions about these mortgage loan plans, you should check with the financial institutions concerned direct before entering into a PASP.

4. Property area and its surroundings

- Pay attention to the area information in the sales brochure and price list, and price per square foot/metre in the price list. According to the Residential Properties (First-hand Sales) Ordinance (Cap. 621) (the Ordinance), vendors can only present the area and price per square foot and per square metre of a residential property using saleable area. Saleable area, in relation to a residential property, means the floor area of the residential property, and includes the floor area of every one of the following to the extent that it forms part of the residential property - (i) a balcony; (ii) a utility platform; and (iii) a verandah. The saleable area excludes the area of the following which forms part of the residential property - air-conditioning plant room; bay window; cockloft; flat roof; garden; parking space; roof; stairhood; terrace and yard.
- Floor plans of all residential properties in the development have to be shown in the sales brochure. In a sales brochure, floor plans of residential properties in the development must state the external and internal dimensions of each residential property[2]. The external and internal dimensions of residential properties as provided in the sales brochure exclude plaster and finishes. You are advised to note this if you want to buy furniture before handing over of the residential property.
- Visit the development site and get to know the surroundings of the property (including transportation and community facilities). Check town planning proposals and decisions which may affect the property. Take a look at the location plan, aerial photograph, outline zoning plan and cross-section plan that are provided in the sales brochure.

5. Sales brochure

- Ensure that the sales brochure you have obtained is the latest version. According to the Ordinance, the sales brochure made available to the public should be printed or examined, or examined and revised within the previous 3 months.
- Read through the sales brochure and in particular, check the following information in the sales brochure –
  - whether there is a section on "relevant information" in the sales brochure, under which information on any matter that is known to the vendor but is not known to the general public, and is likely to materially affect the enjoyment of a residential property will be set out. Please note that information contained in a document that has been registered with the Land Registry will not be regarded as "relevant information";
  - the cross-section plan showing a cross-section of the building in relation to every street adjacent to the building, and the level of every such street in relation to a known datum and to the level of the lowest residential floor of the building. This will help you visualize the difference in height between the lowest residential floor of a building and the street level, regardless of how that lowest residential floor is named;
  - interior and exterior fittings and finishes and appliances;
  - the basis on which management fees are shared;
  - whether individual owners have obligations or need to share the expenses for managing, operating and maintaining the public open space or public facilities inside or outside the development, and the location of the public open space or public facilities; and
  - whether individual owners have responsibility to maintain slopes.

6. Government land grant and deed of mutual covenant (DMC)

- Read the Government land grant and the DMC (or the draft DMC). Information such as ownership of the rooftop and external walls can be found in the DMC. The vendor will provide copies of the Government land grant and the DMC (or the draft DMC) at the place where the sale is to take place for free inspection by prospective purchasers.
- Check the Government land grant on whether individual owners are liable to pay Government rent.
- Check the DMC on whether animals can be kept in the residential property.

7. Information on Availability of Residential Properties for Selection at Sales Office

- Check with the vendor which residential properties are available for selection. If a "consumption table" is displayed by the vendor at the sales office, you may check from the table information on the progress of sale on a date of sale, including which residential properties are offered for sale at the beginning of that date of sale and which of them have been selected and sold during that date of sale.
- Do not believe in rumours about the sales condition of the development and enter into a PASP rashly.

---

[1] The details of various mortgage loan plans include the requirements for mortgagors on minimum income level, the loan limit under the first mortgage and second mortgage, the maximum loan repayment period, the change of mortgage interest rate throughout the entire repayment period, and the payment of administrative fees.

[2] According to section 10(2)(d) in Part 1 of Schedule 1 to the Ordinance, each of the floor plans of the residential properties in the development in the sales brochure must state the following-

(i) the external dimensions of each residential property;

(ii) the internal dimensions of each residential property;

(iii) the thickness of the internal partitions of each residential property;

(iv) the external dimensions of individual compartments in each residential property.

According to section 10(3) in Part 1 of Schedule 1 to the Ordinance, if any information required by section 10(2)(d) in Part 1 of Schedule 1 to the Ordinance is provided in the approved building plans for the development, a floor plan must state the information as so provided.

8. Register of Transactions

- Pay attention to the register of transactions for a development. A vendor must, within 24 hours after entering into a PASP with a purchaser, enter transaction information of the PASP in the register of transactions. The vendor must, within 1 working day after entering into an agreement for sale and purchase (ASP), enter transaction information of the ASP in the register of transactions. Check the register of transactions for the concerned development to learn more about the sales condition of the development.
- Never take the number of registrations of intent or cashier orders a vendor has received for the purpose of registration as an indicator of the sales volume of a development. The register of transactions for a development is the most reliable source of information from which members of the public can grasp the daily sales condition of the development.

9. Agreement for sale and purchase

- Ensure that the PASP and ASP include the mandatory provisions as required by the Ordinance.
- Pay attention that fittings, finishes and appliances to be included in the sale and purchase of the property are inserted in the PASP and ASP.
- Pay attention to the area plan annexed to the ASP which shows the total area which the vendor is selling to you. The total area which the vendor is selling to you is normally greater than the saleable area of the property.
- A preliminary deposit of **5%** of the purchase price is payable by you to the owner (i.e. the seller) on entering into a PASP.
- If you do not execute the ASP within **5 working days** (working day means a day that is not a general holiday or a Saturday or a black rainstorm warning day or gale warning day) after entering into the PASP, the PASP is terminated, the preliminary deposit (i.e. 5% of the purchase price) is forfeited, and the owner (i.e. the seller) does not have any further claim against you for not executing the ASP.
- If you execute the ASP within 5 working days after the signing of the PASP, the owner (i.e. the seller) must execute the ASP within 8 working days after entering into the PASP.
- The deposit should be made payable to the solicitors' firm responsible for stakeholding purchasers' payments for the property.

10. Expression of intent of purchasing a residential property

- Note that vendors (including their authorized representative(s)) should not seek or accept any specific or general expression of intent of purchasing any residential property before the relevant price lists for such properties are made available to the public. You therefore should not make such an offer to the vendors or their authorized representative(s).
- Note that vendors (including their authorized representative(s)) should not seek or accept any specific expression of intent of purchasing a particular residential property before the sale of the property has commenced. You therefore should not make such an offer to the vendors or their authorized representative(s).

11. Appointment of estate agent

- Note that if the vendor has appointed one or more than one estate agents to act in the sale of any specified residential property in the development, the price list for the development must set out the name of all the estate agents so appointed as at the date of printing of the price list.
- You may appoint any estate agent (not necessarily from those estate agency companies appointed by the vendor) to act in the purchase of any specified residential property in the development, and may also not appoint any estate agent to act on your behalf.
- Before you appoint an estate agent to look for a property, you should -
  - find out whether the agent will act on your behalf only. If the agent also acts for the vendor, he/she may not be able to protect your best interests in the event of a conflict of interest;
  - find out whether any commission is payable by you to the estate agent and, if so, its amount and the time of payment; and
  - note that only licensed estate agents or salespersons may accept your appointment. If in doubt, you should request the estate agent or salesperson to produce his/her Estate Agent Card, or check the Licence List on the Estate Agents Authority website: www.eaa.org.hk.

12. Appointment of solicitor

- Consider appointing your own solicitor to protect your interests. If the solicitor also acts for the vendor, he/she may not be able to protect your best interests in the event of a conflict of interest.
- Compare the charges of different solicitors.

<u>For first-hand uncompleted residential properties</u>

13. Pre-sale Consent

- For uncompleted residential property under the Lands Department Consent Scheme, seek confirmation from the vendor whether the "Pre-sale Consent" has been issued by the Lands Department for the development.

14. Show flats

- While the vendor is not required to make any show flat available for viewing by prospective purchasers or the general public, if the vendor wishes to make available show flats of a specified residential property, the vendor must first of all make available an unmodified show flat of that residential property and that, having made available such unmodified show flat, the vendor may then make available a modified show flat of that residential property. In this connection, the vendor is allowed to make available more than one modified show flat of that residential property.
- If you visit the show flats, you should always look at the unmodified show flats for comparison with the modified show flats. That said, the Ordinance does not restrict the discretion of the vendor in arranging the sequence of the viewing of unmodified and modified show flats.
- Sales brochure of the development should have been made available to the public when the show flat is made available for viewing. You are advised to get a copy of the sales brochure and make reference to it when viewing the show flats.
- You may take measurements in modified and unmodified show flats, and take photographs or make video recordings of unmodified show flats, subject to reasonable restriction(s) which may be set by the vendor for ensuring safety of the persons viewing the show flat.

<u>For first-hand uncompleted residential properties and completed residential properties pending compliance</u>

15. Estimated material date and handing over date

- Check the estimated material date[3] for the development in the sales brochure.
  - The estimated material date for a development in the sales brochure is not the same as the date on which a residential property is handed over to purchaser. The latter is inevitably later than the former.
- Handing over date
  - The mandatory provisions to be incorporated in an ASP as required by the Ordinance include a provision requiring the vendor to apply in writing for an Occupation Document / a Certificate of Compliance or the Director of Lands' Consent to Assign (as the case may be) in respect of the development within 14 days after the estimated material date as stipulated in the ASP.
    - ➢ For development subject to the Lands Department Consent Scheme, the vendor is required to notify the purchaser in writing that the vendor is in a position validly to assign the property within one month after the issue of the Certificate of Compliance or the Consent to Assign, whichever first happens; or
    - ➢ For development not subject to the Lands Department Consent Scheme, the vendor is required to notify the purchaser in writing that the vendor is in a position validly to assign the property within 6 months after the issue of the Occupation Document including Occupation Permit.
  - The mandatory provisions to be incorporated in an ASP as required by the Ordinance include a provision requiring completion of the sale and purchase within 14 days after the date of the notification aforesaid. Upon completion, the vendor shall arrange handover of the property to the purchaser.

[3] Generally speaking, "material date" means the date on which the conditions of the land grant are complied with in respect of the development, or the date on which the development is completed in all respects in compliance with the approved building plans or the conditions subject to which the certificate of exemption is issued. For details, please refer to section 2 of the Ordinance.

- Authorized Person (AP) may grant extension(s) of time for completion of the development beyond the estimated material date.
  - The mandatory provisions to be incorporated in an ASP as required by the Ordinance include a provision that the AP of a development may grant an extension of time for completion of the development beyond the estimated material date having regard to delays caused exclusively by any one or more of the following reasons:
    - strike or lock-out of workmen;
    - riots or civil commotion;
    - force majeure or Act of God;
    - fire or other accident beyond the vendor's control;
    - war; or
    - inclement weather.
  - The AP may grant more than once such an extension of time depending on the circumstances. That means handover of the property may be delayed.
  - The mandatory provisions to be incorporated in an ASP as required by the Ordinance also include a provision requiring the vendor to, within 14 days after the issue of an extension of time granted by the AP, furnish the purchaser with a copy of the relevant certificate of extension.
- Ask the vendor if there are any questions on handing over date.

For first-hand completed residential properties

16. Vendor's information form

- Ensure that you obtain the "vendor's information form(s)" printed within the previous 3 months in relation to the residential property/properties you intend to purchase.

17. Viewing of property

- Ensure that, before you purchase a residential property, you are arranged to view the residential property that you would like to purchase or, if it is not reasonably practicable to view the property in question, a comparable property in the development, unless you agree in writing that the vendor is not required to arrange such a comparable property for viewing for you. You are advised to think carefully before signing any waiver.
- You may take measurements, take photographs or make video recordings of the property, unless the property is held under a tenancy or reasonable restriction(s) is/are needed to ensure safety of the persons viewing the property.

For complaints and enquiries relating to the sales of first-hand residential properties by the vendors which the Ordinance applies, please contact the Sales of First-hand Residential Properties Authority -

Website	: www.srpa.gov.hk
Telephone	: 2817 3313
Email	: enquiry_srpa@hd.gov.hk
Fax	: 2219 2220

Other useful contacts:

Consumer Council	
Website	: www.consumer.org.hk
Telephone	: 2929 2222
Email	: cc@consumer.org.hk
Fax	: 2856 3611

Estate Agents Authority	
Website	: www.eaa.org.hk
Telephone	: 2111 2777
Email	: enquiry@eaa.org.hk
Fax	: 2598 9596

Real Estate Developers Association of Hong Kong	
Telephone	: 2826 0111
Fax	: 2845 2521

Sales of First-hand Residential Properties Authority
Transport and Housing Bureau
August 2017

NOTES TO PURCHASERS OF FIRST-HAND RESIDENTIAL PROPERTIES

一手住宅物業買家須知

您在購置一手住宅物業之前，應留意下列事項：

適用於所有一手住宅物業

1. 重要資訊

- 瀏覽一手住宅物業銷售資訊網（ 下稱「銷售資訊網」）（網址 :www.srpe.gov.hk），參考「銷售資訊網」內有關一手住宅物業的市場資料。
- 閱覽賣方就該發展項目所指定的互聯網網站內的有關資訊，包括售樓說明書、價單、載有銷售安排的文件，及成交紀錄冊。
- 發展項目的售樓說明書，會在該項目的出售日期前最少七日向公眾發布，而有關價單和銷售安排，亦會在該項目的出售日期前最少三日公布。
- 在賣方就有關發展項目所指定的互聯網網站，以及「銷售資訊網」內，均載有有關物業成交資料的成交紀錄冊，以供查閱。

2. 費用、按揭貸款和樓價

- 計算置業總開支，包括律師費、按揭費用、保險費，以及印花稅。
- 向銀行查詢可否取得所需的按揭貸款，然後選擇合適的還款方式，並小心計算按揭貸款金額，以確保貸款額沒有超出本身的負擔能力。
- 查閱同類物業最近的成交價格，以作比較。
- 向賣方或地產代理瞭解，您須付予賣方或該發展項目的管理人的預計的管理費、管理費上期金額（如有）、特別基金金額（如有）、補還的水、電力及氣體按金（如有）、以及 / 或清理廢料的費用（如有）。

3. 價單、支付條款，以及其他財務優惠

- 賣方未必會把價單所涵蓋的住宅物業悉數推售，因此應留意有關的銷售安排，以了解賣方會推售的住宅物業為何。賣方會在有關住宅物業推售日期前最少三日公布銷售安排。
- 留意價單所載列的支付條款。倘買家可就購置有關住宅物業而連帶獲得價格折扣、贈品，或任何財務優惠或利益，上述資訊亦會在價單內列明。
- 如您擬選用由賣方指定的財務機構提供的各類按揭貸款計劃，在簽訂臨時買賣合約前，應先細閱有關價單內列出的按揭貸款計劃資料[1]。如就該些按揭貸款計劃的詳情有任何疑問，應在簽訂臨時買賣合約前，直接向有關財務機構查詢。

4. 物業的面積及四周環境

- 留意載於售樓說明書和價單內的物業面積資料，以及載於價單內的每平方呎 / 每平方米售價。根據《一手住宅物業銷售條例》（第 621 章）（下稱「條例」），賣方只可以實用面積表達住宅物業的面積和每平方呎及平方米的售價。就住宅物業而言，實用面積指該住宅物業的樓面面積，包括在構成該物業的一部分的範圍內的以下每一項目的樓面面積：(i) 露台；(ii) 工作平台；以及 (iii) 陽台。實用面積並不包括空調機房、窗台、閣樓、平台、花園、停車位、天台、梯屋、前庭或庭院的每一項目的面積，即使該些項目構成該物業的一部分的範圍。
- 售樓說明書必須顯示發展項目中所有住宅物業的樓面平面圖。在售樓說明書所載有關發展項目中住宅物業的每一份樓面平面圖，均須述明每個住宅物業的外部和內部尺寸[2]。售樓說明書所提供有關住宅物業外部和內部的尺寸，不會把批盪和裝飾物料包括在內。買家收樓前如欲購置家具，應留意這點。
- 親臨發展項目的所在地實地視察，以了解有關物業的四周環境（包括交通和社區設施）；亦應查詢有否任何城市規劃方案和議決，會對有關的物業造成影響；參閱載於售樓說明書內的位置圖、鳥瞰照片、分區計劃大綱圖，以及橫截面圖。

5. 售樓說明書

- 確保所取得的售樓說明書屬最新版本。根據條例，提供予公眾的售樓說明書必須是在之前的三個月之內印製或檢視、或檢視及修改。
- 閱覽售樓說明書，並須特別留意以下資訊：
  - 售樓說明書內有否關於「有關資料」的部分，列出賣方知悉但並非為一般公眾人士所知悉，關於相當可能對享用有關住宅物業造成重大影響的事宜的資料。請注意，已在土地註冊處註冊的文件，其內容不會被視為「有關資料」；
  - 橫截面圖會顯示有關建築物相對毗連該建築物的每條街道的橫截面， 以及每條上述街道與已知基準面和該建築物最低的一層住宅樓層的水平相對的水平。橫截面圖能以圖解形式，顯示出建築物最低一層住宅樓層和街道水平的高低差距，不論該最低住宅樓層以何種方式命名；
  - 室內和外部的裝置、裝修物料和設備；
  - 管理費按甚麼基準分擔；
  - 小業主有否責任或需要分擔管理、營運或維持有關發展項目以內或以外的公眾休憩用地或公共設施的開支，以及有關公眾休憩用地或公共設施的位置；以及
  - 小業主是否須要負責維修斜坡 。

6. 政府批地文件和公契

- 閱覽政府批地文件和公契（或公契擬稿）。公契內載有天台和外牆業權等相關資料。賣方會在售樓處提供政府批地文件和公契（或公契擬稿）的複本，供準買家免費閱覽。
- 留意政府批地文件內所訂明小業主是否須要負責支付地稅。
- 留意公契內訂明有關物業內可否飼養動物。

7. 售樓處內有關可供揀選住宅物業的資料

- 向賣方查詢清楚有哪些一手住宅物業可供揀選。若賣方在售樓處內展示「消耗表」，您可從該「消耗表」得悉在每個銷售日的銷售進度資料，包括在該個銷售日開始時有哪些住宅物業可供出售，以及在該個銷售日內有哪些住宅物業已獲揀選及售出。
- 切勿隨便相信有關發展項目銷情的傳言，倉卒簽立臨時買賣合約。

8. 成交紀錄冊

- 留意發展項目的成交紀錄冊。賣方須於臨時買賣合約訂立後的 24 小時內，於紀錄冊披露該臨時買賣合約的資料，以及於買賣合約訂立後一個工作天內，披露該買賣合約的資料。您可透過成交紀錄冊得悉發展項目的銷售情況。
- 切勿將賣方接獲用作登記的購樓意向書或本票的數目視為銷情指標。發展項目的成交紀錄冊才是讓公眾掌握發展項目每日銷售情況的最可靠資料來源。

---

[1] 按揭貸款計劃的資料包括有關按揭貸款計劃對借款人的最低收入要求、就第一按揭連同第二按揭可獲得的按揭貸款金額上限、最長還款年期、整個還款期內的按揭利率變化，以及申請人須繳付的手續費。

[2] 根據條例附表1第1部第10(2)(d)條述明，售樓說明書內顯示的發展項目中的住宅物業的每一份樓面平面圖須述明以下各項 –
(i) 每個住宅物業的外部尺寸；
(ii) 每個住宅物業的內部尺寸；
(iii) 每個住宅物業的內部間隔的厚度；
(iv) 每個住宅物業內個別分隔室的外部尺寸。
根據條例附表1第1部第10(3)條，如有關發展項目的經批准的建築圖則，提供條例附表1第1部第10(2)(d)條所規定的資料，樓面平面圖須述明如此規定的該資料。

9. 買賣合約

- 確保臨時買賣合約和買賣合約包含條例所規定的強制性條文。
- 留意有關物業買賣交易所包括的裝置、裝修物料和設備，須在臨時買賣合約和買賣合約上列明。
- 留意夾附於買賣合約的圖則。該圖則會顯示所有賣方售予您的物業面積， 而該面積通常較該物業的實用面積為大。
- 訂立臨時買賣合約時，您須向擁有人（即賣方）支付樓價 **5%** 的臨時訂金。
- 如您在訂立臨時買賣合約後**五個工作日**（工作日指並非公眾假日、星期六、黑色暴雨警告日或烈風警告日的日子）之內， 沒有簽立買賣合約， 該臨時買賣合約即告終止，有關臨時訂金（即樓價的 5%）會被沒收，而擁有人（即賣方）不得因您沒有簽立買賣合約而對您提出進一步申索。
- 在訂立臨時買賣合約後的五個工作日之內，倘您簽立買賣合約，則擁有人（即賣方）必須在訂立該臨時買賣合約後的八個工作日之內簽立買賣合約。
- 有關的訂金，應付予負責為所涉物業擔任保證金保存人的律師事務所。

10. 表達購樓意向

- 留意在賣方（包括其獲授權代表）就有關住宅物業向公眾提供價單前，賣方不得尋求或接納任何對有關住宅物業的購樓意向（不論是否屬明確選擇購樓意向）。因此您不應向賣方或其授權代表提出有關意向。
- 留意在有關住宅物業的銷售開始前，賣方（包括其獲授權代表）不得尋求或接納任何對該物業的有明確選擇購樓意向。因此您不應向賣方或其授權代表提出有關意向。

11. 委託地產代理

- 留意倘賣方委任一個或多於一個地產代理，以協助銷售其發展項目內任何指明住宅物業，該發展項目的價單必須列明在價單印刷日期當日所有獲委任為地產代理的姓名 / 名稱。
- 您可委託任何地產代理（不一定是賣方所指定的地產代理），以協助您購置發展項目內任何指明住宅物業；您亦可不委託任何地產代理。
- 委託地產代理以物色物業前， 您應該 —
  - 了解該地產代理是否只代表您行事。該地產代理若同時代表賣方行事，倘發生利益衝突，未必能夠保障您的最大利益；
  - 了解您須否支付佣金予該地產代理。若須支付，有關的佣金金額和支付日期為何；以及
  - 留意只有持牌地產代理或營業員才可以接受您的委託。如有疑問，應要求該地產代理或營業員出示其「地產代理證」，或瀏覽地產代理監管局的網頁（ 網址：www.eaa.org.hk）， 查閱牌照目錄。

12. 委聘律師

- 考慮自行委聘律師，以保障您的利益。該律師若同時代表賣方行事，倘發生利益衝突，未必能夠保障您的最大利益。
- 比較不同律師的收費 。

適用於一手未落成住宅物業

13. 預售樓花同意書

- 洽購地政總署「預售樓花同意方案」下的未落成住宅物業時，應向賣方確認地政總署是否已就該發展項目批出「預售樓花同意書」。

14. 示範單位

- 賣方不一定須設置示範單位供準買家或公眾參觀，但賣方如為某指明住宅物業設置示範單位，必須首先設置該住宅物業的無改動示範單位，才可設置該住宅物業的經改動示範單位，並可以就該住宅物業設置多於一個經改動示範單位。
- 參觀示範單位時，務必視察無改動示範單位，以便與經改動示範單位作出比較。然而，條例並沒有限制賣方安排參觀無改動示範單位及經改動示範單位的先後次序。
- 賣方設置示範單位供公眾參觀時，應已提供有關發展項目的售樓說明書。因此，緊記先行索取售樓說明書，以便在參觀示範單位時參閱相關資料。
- 您可以在無改動示範單位及經改動示範單位中進行量度，並在無改動示範單位內拍照或拍攝影片，惟在確保示範單位參觀者人身安全的前提下，賣方可能會設定合理的限制。

適用於一手未落成住宅物業及尚待符合條件的已落成住宅物業

15. 預計關鍵日期及收樓日期

- 查閱售樓說明書中有關發展項目的預計關鍵日期[3]。
  - 售樓說明書中有關發展項目的預計關鍵日期並不等同買家的「收樓日期」。買家的「收樓日期」必定較發展項目的預計關鍵日期遲。
- 收樓日期
  - 條例規定買賣合約須載有強制性條文，列明賣方須於買賣合約內列出的預計關鍵日期後的 14 日內，以書面為發展項目申請佔用文件、合格證明書，或地政總署署長的轉讓同意（視屬何種情況而定）。
    - ➢ 如發展項目屬地政總署預售樓花同意方案所規管，賣方須在合格證明書或地政總署署長的轉讓同意發出後的一個月內（以較早者為準），就賣方有能力有效地轉讓有關物業一事，以書面通知買家；或
    - ➢ 如發展項目並非屬地政總署預售樓花同意方案所規管，賣方須在佔用文件（包括佔用許可證）發出後的六個月內，就賣方有能力有效地轉讓有關物業一事，以書面通知買家。
  - 條例規定買賣合約須載有強制性條文，列明有關物業的買賣須於賣方發出上述通知的日期的 14 日內完成。有關物業的買賣完成後，賣方將安排買家收樓事宜。
- 認可人士可批予在預計關鍵日期之後完成發展項目
  - 條例規定買賣合約須載有強制性條文，列明發展項目的認可人士可以在顧及純粹由以下一個或多於一個原因所導致的延遲後，批予在預計關鍵日期之後，完成發展項目：
    - ➢ 工人罷工或封閉工地；
    - ➢ 暴動或內亂；
    - ➢ 不可抗力或天災；
    - ➢ 火警或其他賣方所不能控制的意外；
    - ➢ 戰爭；或
    - ➢ 惡劣天氣。
  - 發展項目的認可人士可以按情況，多於一次批予延後預計關鍵日期以完成發展項目，即收樓日期可能延遲。
  - 條例規定買賣合約須載有強制性條文，列明賣方須於認可人士批予延期後的 14 日內，向買家提供有關延期證明書的文本。
- 如對收樓日期有任何疑問，可向賣方查詢。

適用於一手已落成住宅物業

16. 賣方資料表格

- 確保取得最近三個月內印製有關您擬購買的一手已落成住宅物業的「賣方資料表格」。

[3] 一般而言，「關鍵日期」指該項目符合批地文件的條件的日期，或該項目在遵照經批准的建築圖則的情況下或按照豁免證明書的發出的條件在各方面均屬完成的日期。有關詳情請參閱條例第 2 條。

17. 參觀物業

- 購置住宅物業前，確保已獲安排參觀您打算購置的住宅物業。倘參觀有關物業並非合理地切實可行，則應參觀與有關物業相若的物業，除非您以書面同意賣方無須開放與有關物業相若的物業供您參觀。您應仔細考慮，然後才決定是否簽署豁免上述規定的書面同意。
- 除非有關物業根據租約持有，或為確保物業參觀者的人身安全而須設定合理限制，您可以對該物業進行量度、拍照或拍攝影片。

任何與賣方銷售受條例所規管的一手住宅物業有關的投訴和查詢，請與一手住宅物業銷售監管局聯絡。

網址	: www.srpa.gov.hk
電話	: 2817 3313
電郵	: enquiry_srpa@hd.gov.hk
傳真	: 2219 2220

其他相關聯絡資料：

消費者委員會	
網址	: www.consumer.org.hk
電話	: 2929 2222
電郵	: cc@consumer.org.hk
傳真	: 2856 3611

地產代理監管局	
網址	: www.eaa.org.hk
電話	: 2111 2777
電郵	: enquiry@eaa.org.hk
傳真	: 2598 9596

香港地產建設商會	
電話	: 2826 0111
傳真	: 2845 2521

運輸及房屋局
一手住宅物業銷售監管局
2017年8月

INFORMATION ON THE DEVELOPMENT

發展項目的資料

Name of the Development
La Cresta

Name of the street and the street number
37 Lai Ping Road

The Development consists of multi-unit buildings and houses.

Total number of storeys of and floor numbering in each multi-unit building

◆ **Towers:-**
There are totally 3 Towers
Tower 1: 10 storeys including G/F, 1/F to 3/F and 5/F to 10/F (residential floors start from 2/F)#
Tower 2: 11 storeys including G/F, 1/F to 3/F and 5/F to 11/F (residential floors start from 3/F)#
Tower 3: 10 storeys including G/F, 1/F to 3/F and 5/F to 10/F (residential floors start from 3/F)#

◆ **Garden Duplex:-**
There is one Garden Duplex
Garden Duplex contains 2 storeys including G/F & 1/F^

Omitted floor numbers in each multi-unit building
4/F is omitted in each Tower

Refuge floor(s) of each multi-unit building
Nil

Total number of houses, house numbering and omitted house numbers
There are totally 13 houses
House 1 to House 18 (Houses 4, 5, 13, 14 & 15 are omitted)

The number of storeys does not include B/F and roof.
^ The Garden Duplex is located beneath Tower 3. Its number of storeys does not include B/F.

發展項目名稱
尚珩

街道名稱及門牌號數
麗坪路 37 號

發展項目包含多單位建築物及獨立屋。

每幢多單位建築物的樓層的總數及樓層號數

◆ **住宅大廈 :-**
共 3 幢住宅大樓
第一座：10 層包括地下、1 樓至 3 樓及 5 樓至 10 樓（住宅樓層由 2 樓開始）#
第二座：11 層包括地下、1 樓至 3 樓及 5 樓至 11 樓（住宅樓層由 3 樓開始）#
第三座：10 層包括地下、1 樓至 3 樓及 5 樓至 10 樓（住宅樓層由 3 樓開始）#

◆ **花園複式 :-**
有一個花園複式
花園複式共 2 層包括地下及 1 樓 ^

每幢多單位建築物內被略去的樓層號數
每幢住宅大樓均不設 4 樓。

每幢多單位建築物內的庇護層
沒有

獨立屋的總數、門牌號數及被略去的門牌號數
共 13 座洋房
1 至 18 號洋房（不設 4、5、13、14 及 15 號洋房）

樓層總數並不包括地庫及天台。
^ 花園複式位於第三座下方，其樓層總數並不包括地庫。

INFORMATION ON VENDOR AND OTHERS INVOLVED IN THE DEVELOPMENT

賣方及有參與發展項目的其他人的資料

Vendor
Everbeam Investments Limited

賣方
萃日投資有限公司

Holding Company of the Vendor
Advantage Investor Limited

賣方的控權公司
Advantage Investor Limited

Authorized Person for the Development
Mr. Leung Sai Hung

發展項目的認可人士
梁世雄先生

The firm or corporation of which the Authorized Person for the Development is a proprietor, director or employee in his professional capacity
MLA Architects (H.K.) Limited

發展項目的認可人士以其專業身份擔任經營人、董事或僱員的商號或法團
馬梁建築師事務所（香港）有限公司

Building Contractor for the Development
Grand Tech Construction Company Limited

發展項目的承建商
佳盛建築有限公司

Firm of solicitors acting for the owner in relation to the sale of residential properties in the Development
F. Zimmern & Co.

就發展項目中的住宅物業的出售而代表擁有人行事的律師事務所
施文律師行

Authorized institution that has made a loan, or has undertaken to provide finance, for the construction of the Development
The Hongkong and Shanghai Banking Corporation Limited
(Note: the undertaking has been returned by the Government and cancelled)

已為發展項目的建造提供貸款或已承諾為該項建造提供融資的認可機構
香港上海匯豐銀行有限公司
（備註：承諾書已經獲政府退回並取消）

Other persons who have made a loan for the construction of the Development
Sky Phoenix Enterprises Limited
Jubilee Century Group Limited

已為發展項目的建造提供貸款的其他人
Sky Phoenix Enterprises Limited
Jubilee Century Group Limited

RELATIONSHIP BETWEEN PARTIES INVOLVED IN THE DEVELOPMENT

有參與發展項目的各方的關係

(a)	The Vendor or a building contractor for the Development is an individual, and that Vendor or contractor is an immediate family member of an Authorized Person for the Development 賣方或有關發展項目的承建商屬個人，並屬該項目的認可人士的家人	Not Applicable 不適用
(b)	The Vendor or a building contractor for the Development is a partnership, and a partner of that Vendor or contractor is an immediate family member of such an Authorized Person 賣方或該項目的承建商屬合夥，而該賣方或承建商的合夥人屬上述認可人士的家人	Not Applicable 不適用
(c)	The Vendor or a building contractor for the Development is a corporation, and a director or the secretary of that Vendor or contractor (or a holding company of that Vendor) is an immediate family member of such an Authorized Person 賣方或該項目的承建商屬法團，而該賣方或承建商(或該賣方的控權公司)的董事或秘書屬上述認可人士的家人	Not Applicable 不適用
(d)	The Vendor or a building contractor for the Development is an individual, and that Vendor or contractor is an immediate family member of an associate of such an Authorized Person 賣方或該項目的承建商屬個人，並屬上述認可人士的有聯繫人士的家人	Not Applicable 不適用
(e)	The Vendor or a building contractor for the Development is a partnership, and a partner of that Vendor or contractor is an immediate family member of an associate of such an Authorized Person 賣方或該項目的承建商屬合夥，而該賣方或承建商的合夥人屬上述認可人士的有聯繫人士的家人	Not Applicable 不適用
(f)	The Vendor or a building contractor for the Development is a corporation, and a director or the secretary of that Vendor or contractor (or a holding company of that Vendor) is an immediate family member of an associate of such an Authorized Person 賣方或該項目的承建商屬法團，而該賣方或承建商(或該賣方的控權公司)的董事或秘書屬上述認可人士的有聯繫人士的家人	Not Applicable 不適用
(g)	The Vendor or a building contractor for the Development is an individual, and that Vendor or contractor is an immediate family member of a proprietor of a firm of solicitors acting for the owner in relation to the sale of residential properties in the Development 賣方或該項目的承建商屬個人，並屬就該項目內的住宅物業的出售代表擁有人行事的律師事務所行事的經營人的家人	Not Applicable 不適用
(h)	The Vendor or a building contractor for the Development is a partnership, and a partner of that Vendor or contractor is an immediate family member of a proprietor of a firm of solicitors acting for the owner in relation to the sale of residential properties in the Development 賣方或該項目的承建商屬合夥，而該賣方或承建商的合夥人屬就該項目內的住宅物業的出售代表擁有人行事的律師事務所行事的經營人的家人	Not Applicable 不適用
(i)	The Vendor or a building contractor for the Development is a corporation, and a director or the secretary of that Vendor or contractor (or a holding company of that Vendor) is an immediate family member of a proprietor of such a firm of solicitors 賣方或該項目的承建商屬法團，而該賣方或承建商(或該賣方的控權公司)的董事或秘書屬上述律師事務所的經營人的家人	Not Applicable 不適用
(j)	The Vendor, a holding company of the Vendor, or a building contractor for the Development, is a private company, and an Authorized Person for the Development, or an associate of such an Authorized Person, holds at least 10% of the issued shares in that Vendor, holding company or contractor 賣方、賣方的控權公司或有關發展項目的承建商屬私人公司，而該項目的認可人士或該認可人士的有聯繫人士持有該賣方、控權公司或承建商最少10%的已發行股份	Not Applicable 不適用
(k)	The Vendor, a holding company of the Vendor, or a building contractor for the Development, is a listed company, and such an Authorized Person, or such an associate, holds at least 1% of the issued shares in that Vendor, holding company or contractor 賣方、賣方的控權公司或該項目的承建商屬上市公司，而上述認可人士或上述有聯繫人士持有該賣方、控權公司或承建商最少1%的已發行股份	Not Applicable 不適用
(l)	The Vendor or a building contractor for the Development is a corporation, and such an Authorized Person, or such an associate, is an employee, director or secretary of that Vendor or contractor or of a holding company of that Vendor 賣方或該項目的承建商屬法團，而上述認可人士或上述有聯繫人士屬該賣方、承建商或該賣方的控權公司的僱員、董事或秘書	Not Applicable 不適用
(m)	The Vendor or a building contractor for the Development is a partnership, and such an Authorized Person, or such an associate, is an employee of that Vendor or contractor 賣方或該項目的承建商屬合夥，而上述認可人士或上述有聯繫人士屬該賣方或承建商的僱員	Not Applicable 不適用

(n)	The Vendor, a holding company of the Vendor, or a building contractor for the Development, is a private company, and a proprietor of a firm of solicitors acting for the owner in relation to the sale of residential properties in the Development holds at least 10% of the issued shares in that Vendor, holding company or contractor 賣方、賣方的控權公司或該項目的承建商屬私人公司，而就該項目中的住宅物業的出售而代表擁有人行事的律師事務所的經營人持有該賣方、控權公司或承建商最少10%的已發行股份	Not Applicable 不適用
(o)	The Vendor, a holding company of the Vendor, or a building contractor for the Development, is a listed company, and a proprietor of such a firm of solicitors holds at least 1% of the issued shares in that Vendor, holding company or contractor 賣方、賣方的控權公司或該項目的承建商屬上市公司，而上述律師事務所的經營人持有該賣方、控權公司或承建商最少1%的已發行股份	Not Applicable 不適用
(p)	The Vendor or a building contractor for the Development is a corporation, and a proprietor of such a firm of solicitors is an employee, director or secretary of that Vendor or contractor or of a holding company of that Vendor 賣方或該項目的承建商屬法團，而上述律師事務所的經營人屬該賣方或承建商或該賣方的控權公司的僱員、董事或秘書	Not Applicable 不適用
(q)	The Vendor or a building contractor for the Development is a partnership, and a proprietor of such a firm of solicitors is an employee of that Vendor or contractor 賣方或該項目的承建商屬合夥，而上述律師事務所的經營人屬該賣方或承建商的僱員	Not Applicable 不適用
(r)	The Vendor or a building contractor for the Development is a corporation, and the corporation of which an Authorized Person for the Development is a director or employee in his or her professional capacity is an associate corporation of that Vendor or contractor or of a holding company of that Vendor 賣方或該項目的承建商屬法團，而該項目的認可人士以其專業身分擔任董事或僱員的法團為該賣方或承建商或該賣方的控權公司的有聯繫法團	Not Applicable 不適用
(s)	The Vendor or a building contractor for the Development is a corporation, and that contractor is an associate corporation of that Vendor or of a holding company of that Vendor 賣方或該項目的承建商屬法團，而該承建商屬該賣方或該賣方的控權公司的有聯繫法團	Not Applicable 不適用

There are no non-structural prefabricated external walls forming part of the enclosing walls in the Development.
發展項目中沒有構成圍封牆的一部分的非結構預製外牆。

There are curtain walls forming part of the enclosing walls in the Development.
發展項目中有構成圍封牆的一部分的幕牆。
The thickness of the curtain walls of each Tower, Garden Duplex and each House in the Development is 300mm.
發展項目中的每座住宅大樓、花園複式及每幢洋房的幕牆的厚度為 300 毫米。

SCHEDULE OF TOTAL AREA OF CURTAIN WALLS OF EACH RESIDENTIAL PROPERTY
每個住宅物業的幕牆總面積表

House 洋房	Total area of the curtain walls of each residential property (sq. m) 每個住宅物業的幕牆的總面積 (平方米)
1	14.289
2	14.289
3	6.845
6	7.813
7	8.121
8	7.813
9	8.121
10	7.813
11	6.288
12	6.288
16	6.288
17	6.531
18	14.028

Garden Duplex 花園複式	Total area of the curtain walls of each residential property (sq. m) 每個住宅物業的幕牆的總面積 (平方米)
Garden Duplex 花園複式	14.587

Tower 座數	Floor 樓層	Unit 單位	Total area of the curtain walls of each residential property (sq. m) 每個住宅物業的幕牆的總面積 (平方米)
1	2/F, 3/F, 5/F - 8/F 2 樓、3 樓、5 樓至 8 樓	A	7.925
		B	7.925
	9/F & 10/F 9 樓及 10 樓	A (Duplex 複式)	12.461
		B (Duplex 複式)	12.461

Tower 座數	Floor 樓層	Unit 單位	Total area of the curtain walls of each residential property (sq. m) 每個住宅物業的幕牆的總面積 (平方米)
2	3/F, 5/F - 9/F 3 樓、5 樓至 9 樓	A	7.560
	3/F & 5/F 3 樓及 5 樓 6/F & 7/F 6 樓及 7 樓 8/F & 9/F 8 樓及 9 樓	B (Duplex 複式)	3.958
	3/F, 5/F - 9/F 3 樓、5 樓至 9 樓	C	5.391
	10/F & 11/F 10 樓及 11 樓	A (Duplex 複式)	13.920
		B (Duplex 複式)	12.915

Tower 座數	Floor 樓層	Unit 單位	Total area of the curtain walls of each residential property (sq. m) 每個住宅物業的幕牆的總面積 (平方米)
3	3/F, 5/F - 8/F 3 樓、5 樓至 8 樓	A	7.560
	3/F & 5/F 3 樓及 5 樓 6/F & 7/F 6 樓及 7 樓 8/F & 9/F 8 樓及 9 樓	B (Duplex 複式)	3.958
	3/F, 5/F - 9/F 3 樓、5 樓至 9 樓	C	5.391
	9/F & 10/F 9 樓及 10 樓	A (Duplex 複式)	15.911
	10/F 10 樓	B	8.110

INFORMATION ON PROPERTY MANAGEMENT

物業管理的資料

The Manager of the Development appointed under the deed of mutual covenant that has been executed

New Charm Management Limited

根據已簽立的公契，獲委任為發展項目的管理人

新卓管理有限公司

LOCATION PLAN OF THE DEVELOPMENT

發展項目的所在位置圖

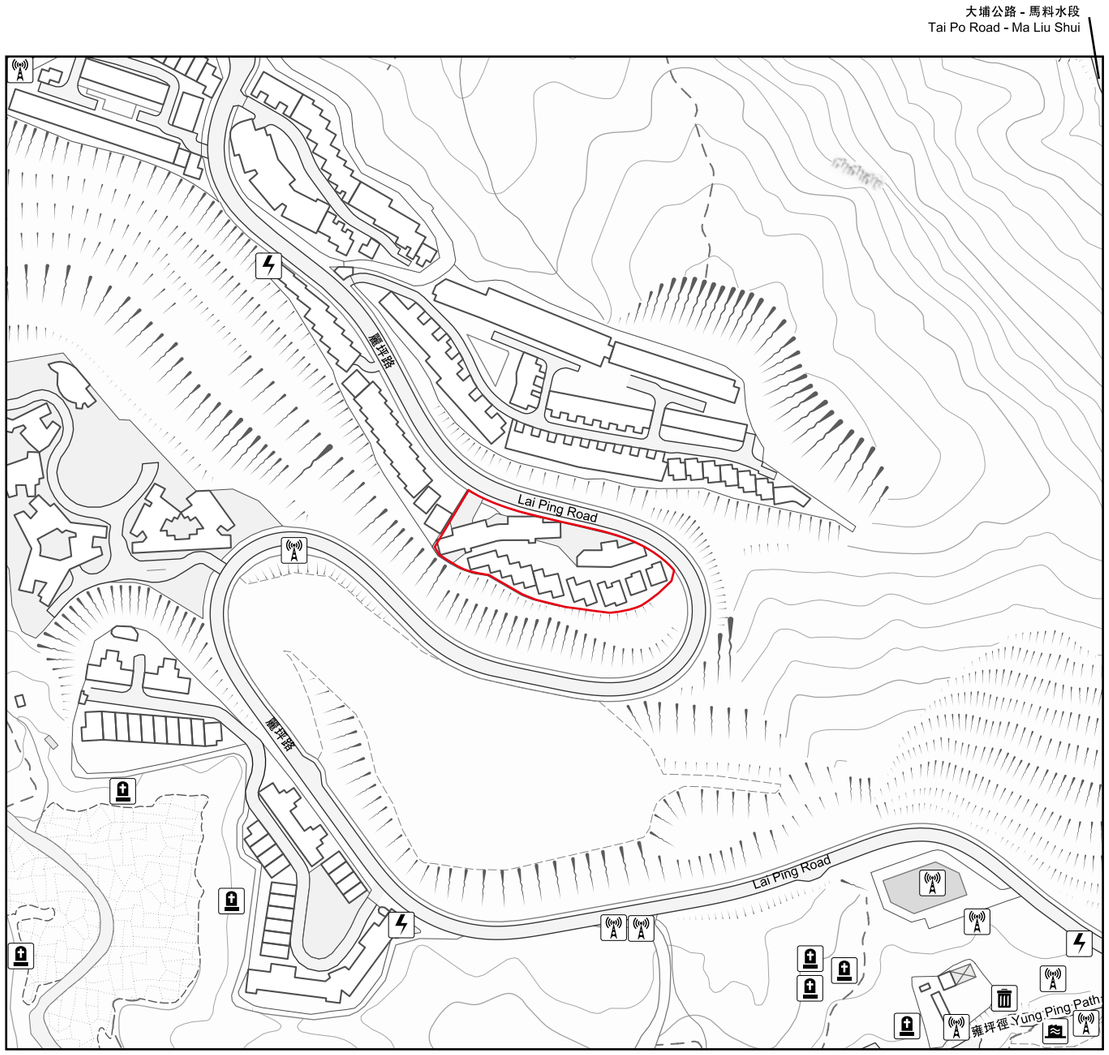

Location of the Development
發展項目的位置

Scale
比例尺
0M/米 250M/米

The Location Plan is made with reference to the Survey Sheet (Series HP5C) Sheet No. 7-NE-C dated 16 May 2019 from Survey and Mapping Office of the Lands Department with adjustment where necessary.
此位置圖是參考於2019年5月16日出版地政總署測繪處之測繪圖(組別編號HP5C)，圖幅編號7-NE-C編製，經修正處理。

Legend
圖例

- Power plant (including electricity sub-stations)
  發電廠(包括電力分站)
- Refuse collection point
  垃圾收集站
- Cemetery
  墳場
- Public utility installation
  公用事業設施裝置
- Sewage treatment works and facilities
  污水處理廠及設施

The map reproduced with permission of the Director of Lands © The Government of Hong Kong SAR. Licence No. 47/2019.
地圖版權屬香港特別行政區政府，經地政總署准許複印，版權特許編號47/2019。

Notes:
1. The Vendor advises prospective purchasers to conduct an on-site visit for a better understanding of the Development site, its surrounding environment and the public facilities nearby.
2. The location plan may show more than the area required under the Residential Properties (First-hand Sales) Ordinance due to the technical reason that the boundary of the Development is irregular.
3. The surrounding areas and environment are subject to change or modification.

備註:
1. 賣方建議準買家到有關發展地盤作實地考察，以對該發展項目地盤、其周邊地區環境及附近的公共設施有較佳了解。
2. 由於發展項目的邊界不規則的技術原因，此位置圖所顯示的範圍可能超過《一手住宅物業銷售條例》所規定的範圍。
3. 周邊地區及環境可能會作出修改而有所改變。

AERIAL PHOTOGRAPH OF THE DEVELOPMENT

發展項目的鳥瞰照片



Extracted from part of the aerial photograph taken by the Survey and Mapping Office of Lands Department at a flying height of 6,900 feet, Photo No. E037729C dated 22 March 2018.
摘錄自地政總署測繪處在6,900呎飛行高度拍攝之鳥瞰照片，照片編號E037729C，日期為2018年3月22日。

Survey and Mapping Office, Lands Department, The Government of HKSAR © Copyright reserved - reproduction by permission only.
香港特別行政區政府地政總署測繪處 © 版權所有，未經許可，不得複製。

● Location of the Development
發展項目的位置

Notes:
1. Copy of the aerial photograph of the Development is available for free inspection at the sales office during opening hours.
2. The aerial photograph may show more than the area required under the Residential Properties (First-hand Sales) Ordinance due to the technical reason that the boundary of the Development is irregular.
3. The Vendor advises prospective purchasers to conduct an on-site visit for a better understanding of the Development site, its surrounding environment and the public facilities nearby.

備註:
1. 發展項目的鳥瞰照片之副本可於售樓處開放時間內免費查閱。
2. 由於發展項目的邊界不規則的技術原因，此鳥瞰照片所顯示的範圍可能超過《一手住宅物業銷售條例》所規定的範圍。
3. 賣方建議準買家到該發展地盤作實地考察，以對該發展地盤、其周邊地區環境及附近的公共設施有較佳了解。

AERIAL PHOTOGRAPH OF THE DEVELOPMENT

發展項目的鳥瞰照片

This blank area falls outside the coverage of the relevant aerial photograph
鳥瞰照片並不覆蓋本空白範圍



Extracted from part of the aerial photograph taken by the Survey and Mapping Office of Lands Department at a flying height of 6,900 feet, Photo No. E037728C dated 22 March 2018.
摘錄自地政總署測繪處在6,900呎飛行高度拍攝之鳥瞰照片，照片編號E037728C，日期為2018年3月22日。

Survey and Mapping Office, Lands Department, The Government of HKSAR © Copyright reserved - reproduction by permission only.
香港特別行政區政府地政總署測繪處 © 版權所有，未經許可，不得複製。

● Location of the Development
發展項目的位置

Notes:
1. Copy of the aerial photograph of the Development is available for free inspection at the sales office during opening hours.
2. The aerial photograph may show more than the area required under the Residential Properties (First-hand Sales) Ordinance due to the technical reason that the boundary of the Development is irregular.
3. The Vendor advises prospective purchasers to conduct an on-site visit for a better understanding of the Development site, its surrounding environment and the public facilities nearby.

備註:
1. 發展項目的鳥瞰照片之副本可於售樓處開放時間內免費查閱。
2. 由於發展項目的邊界不規則的技術原因，此鳥瞰照片所顯示的範圍可能超過《一手住宅物業銷售條例》所規定的範圍。
3. 賣方建議準買家到該發展地盤作實地考察，以對該發展地盤、其周邊地區環境及附近的公共設施有較佳了解。

This page is left blank intentionally.
此頁保留空白。

OUTLINE ZONING PLAN RELATING TO THE DEVELOPMENT

關乎發展項目的分區計劃大綱圖

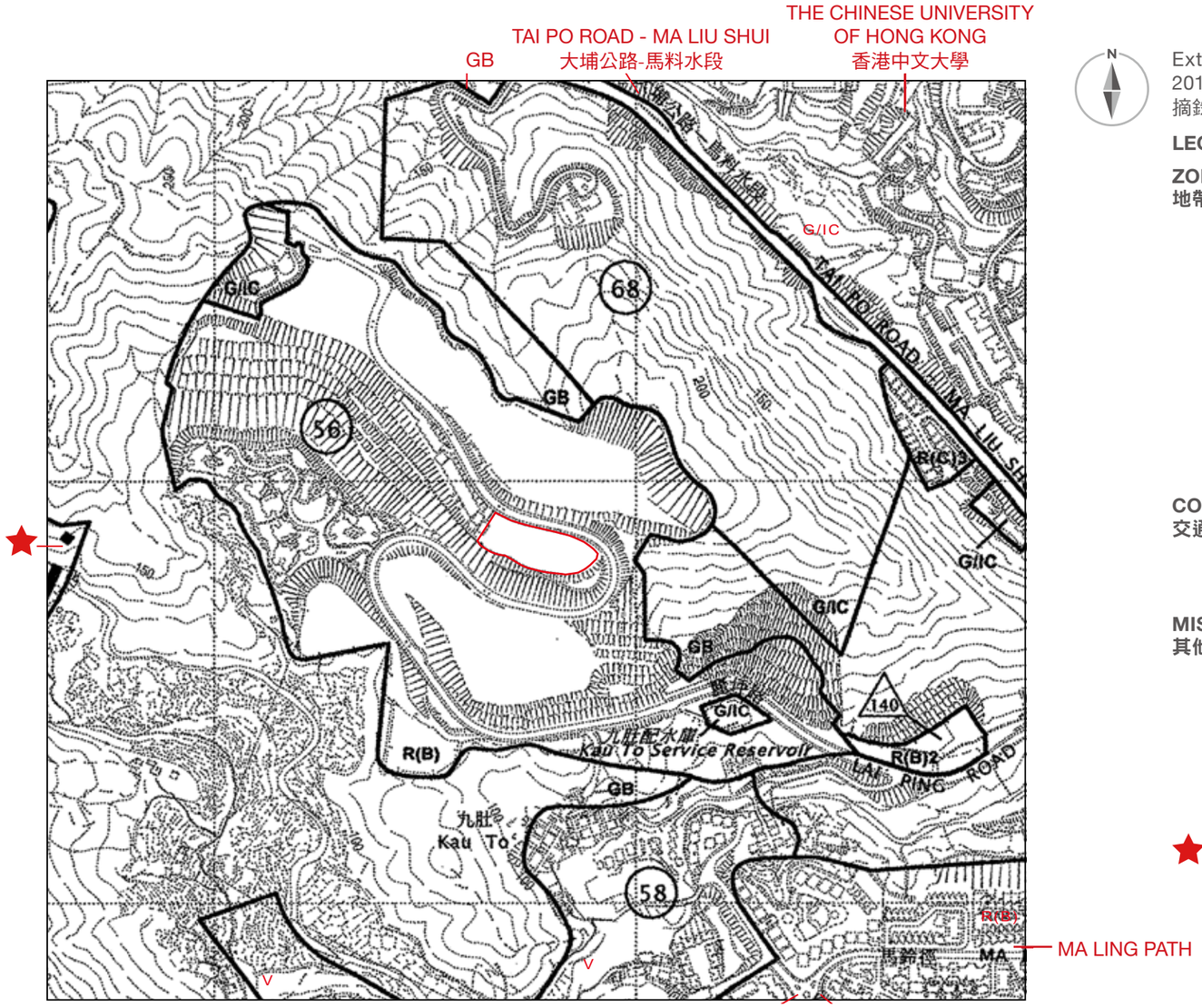

Location of the Development
發展項目的位置

0M/米 500M/米

Scale
比例尺

Notes:
1. The last updated Outline Zoning Plan and the attached schedule as at the date of printing of the sales brochure is available for free inspection at the sales office during opening hours.
2. The Vendor also advises prospective purchasers to conduct an on-site visit for a better understanding of the Development site, its surrounding environment and the public facilities nearby.
3. The Outline Zoning Plan may show more than the area required under the Residential Properties (First-hand Sales) Ordinance due to technical reasons that the boundary of the Development is irregular.

N

Extracted from part of the Approved Sha Tin Outline Zoning Plan No. S/ST/34 gazetted on 8 June 2018, with adjustment where necessary.
摘錄自2018年6月8日刊憲之沙田分區計劃大綱核准圖，圖則編號為S/ST/34，有需要處經修正處理。

LEGEND 圖例

ZONES
地帶

- R(B) — Residential (Group B) 住宅（乙類）
- R(C) — Residential (Group C) 住宅（丙類）
- V — Village Type Development 鄉村式發展
- G/IC — Government, Institution or Community 政府、機構或社區
- GB — Green Belt 綠化地帶

COMMUNICATIONS
交通

- Major Road and Junction 主要道路及路口

MISCELLANEOUS
其他

- Boundary of Planning Scheme 規劃範圍界線
- Planning Area Number 規劃區編號
- Maximum Building Height (In Metres Above Principal Datum) 最高建築物高度(在主水平基準上若干米)

★ This area is not covered under Outline Zoning Plan or Development Permission Area Plan, or the plan deemed to be a draft plan.
此地帶並不被納入於分區計劃大綱圖或發展審批地區圖，或被當作草圖的圖則。

The plan, prepared by the Planning Department under the direction of the Town Planning Board, is reproduced with the permission of the Director of Lands. © The Government of Hong Kong SAR.
大綱圖為規劃署遵照城市規劃委員會指示擬備，版權屬香港特區政府，經地政總署准許複印。

備註:
1. 在印製售樓說明書當日所適用的最近期分區計劃大綱圖及其附表，可於售樓處開放時間內免費查閱。
2. 賣方亦建議準買方到有關發展地盤作實地考察，以對該發展地盤、其周邊地區環境及附近的公共設施有較佳了解。
3. 由於發展項目的邊界不規則的技術原因，此分區計劃大綱圖所顯示的範圍可能超過《一手住宅物業銷售條例》所規定的範圍。

LAYOUT PLAN OF THE DEVELOPMENT

發展項目的布局圖

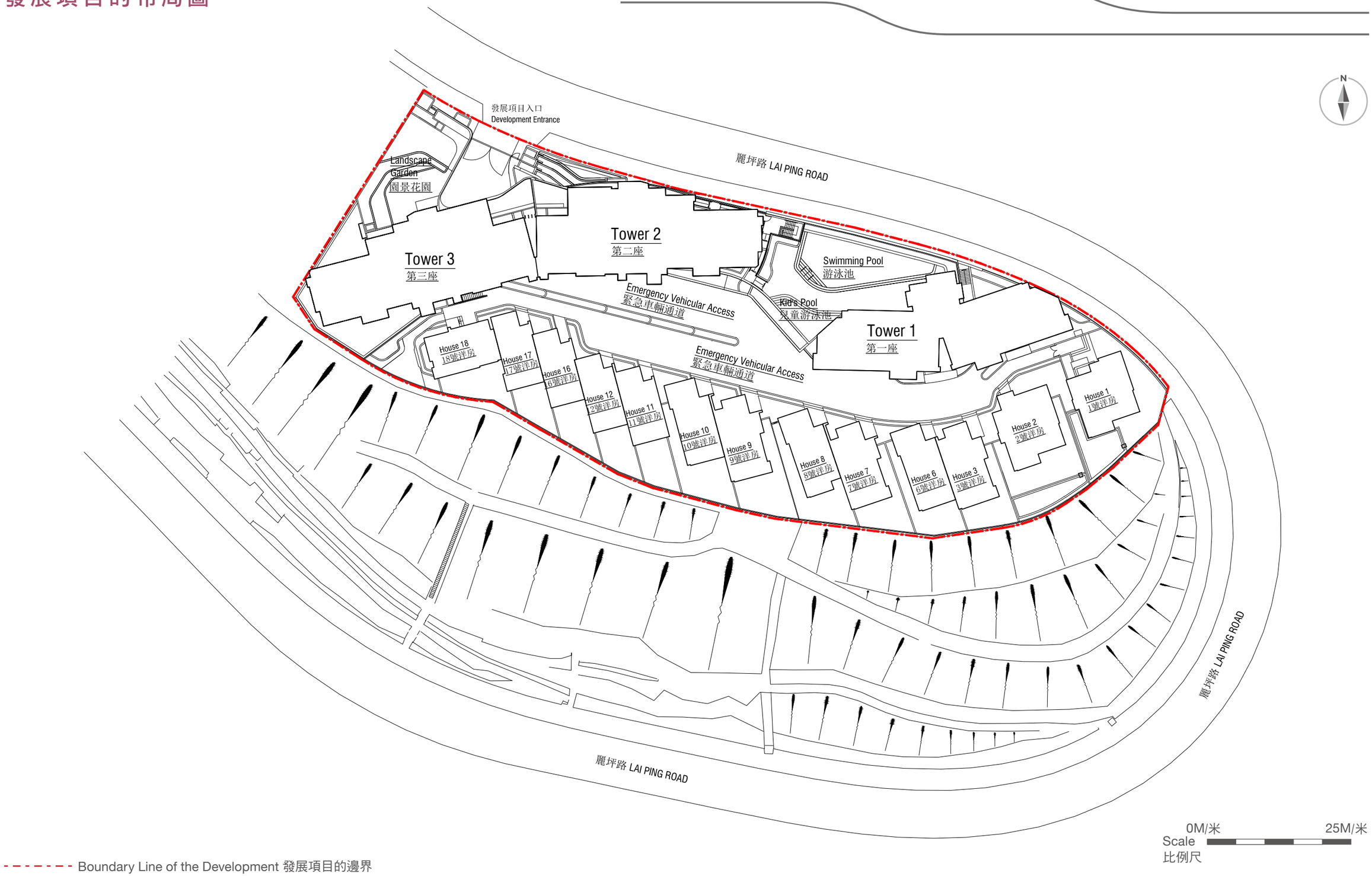

Boundary Line of the Development 發展項目的邊界

Legend of terms and abbreviations used on floor plans
平面圖中所使用名詞及簡稱之圖例

A/C PLATFORM = AIR-CONDITIONING PLATFORM 空調機平台
A/C ROOM = AIR-CONDITIONING ROOM 空調機房
A.D. = AIR DUCT 氣槽
ALUM. COPPING = ALUMINIUM COPPING 鋁質蓋板
ALUM. CLADDING = ALUMINIUM CLADDING 鋁板飾面
ALUM. FIN = ALUMINIUM FIN 鋁板裝飾
ARCH. FEATURE = ARCHITECTURAL FEATURE 建築裝飾
ARCH. FEATURE ABOVE = ARCHITECTURAL FEATURE ABOVE 建築裝飾置上
ARCH. FIN = ARCHITECTURAL FIN 建築裝飾
ARCH. FIN ABOVE = ARCHITECTURAL FIN ABOVE 建築裝飾置上
BAL.= BALCONY 露台
BAL. ABOVE = BALCONY ABOVE 露台置上
BATH = BATHROOM 浴室
B.R. = BEDROOM 睡房
B.W. = BAY WINDOW 窗台
CANOPY = 簷篷
CANOPY ABOVE = 簷篷置上
CARPARK = 停車場
CAT LADDER = 爬梯
C.D. = CABLE DUCT 電線槽
CLOSET = 衣帽間
COMMON FLAT ROOF = 公用平台
CURTAIN WALL = 幕牆
C.W. ABOVE = CURTAIN WALL ABOVE 玻璃幕牆置上
DOG HOUSE = 管道房
DIN.= DINING ROOM 飯廳
DN = DOWN 落
DRIVEWAY = 行車道
FAMILY RM. = FAMILY ROOM 家庭廳
FLAT ROOF = 平台
F.H. = FIRE HYDRANT 消防栓
FILTRATION PLANT PIT = 過濾機井
F.S. PUMP ROOM = FIRE SERVICE PUMP ROOM 消防泵房
GARDEN = 花園
GLASS CLADDING = 玻璃飾面
H.R. = HOSE REEL 消防喉轆
H.R. AT H/L = HOSE REEL AT HIGH LEVEL 高位之消防喉轆
JACUZZI = 按摩池
KIT. = KITCHEN 廚房
LAV. = LAVATORY 洗手間
LIV. = LIVING ROOM 客廳
LIFT = 升降機

Notes:
1. There may be architectural features and/or exposed pipes on external walls of some floors.
2. There are ceiling bulkheads at Private Lift Lobbies, Living/Dining Rooms, Bedrooms, Family Rooms, Bathrooms, Lavatories, Powder Rooms, Stores, Closets, Corridors and/or Kitchen of some units for the air-conditioning system and/or Mechanical and Electrical Services.
3. Symbols of fittings and fitments shown on the floor plans (such as bathtubs, drain points, showers, sinks, sink counters, wash basins, water closets, jacuzzi and etc) are indications of their approximate locations only and not indications of their actual sizes, designs and shapes.

LIFT LOBBY = 升降機大堂
LIFT MACHINE ROOM = 升降機房
LOBBY = 大堂
M.B.R. = MASTER BEDROOM 主人睡房
M. BATH = MASTER BATHROOM 主人浴室
M.R. = METER ROOM 電錶房
OPEN STAIR = 開放式樓梯
OVER RUN = 升降機槽
PLANTER = 花槽
PORCH = 門廊
POWDER RM. = POWDER ROOM 化妝間
P.D. = PIPE DUCT 管道槽
PRIVATE LIFT LOBBY = 私人升降機大堂
R.C. PLINTH FOR A/C = REINFORCED CONCRETE PLINTH FOR AIR-CONDITIONING 供空調機混凝土基座
REFUSE STORAGE = 垃圾房
ROOF = 天台
SWIMMING POOL = 游泳池
ST. = STORE 儲物房
STONE COPPING = 石質蓋板
STONE CLADDING = 石材飾面
SINK = 洗滌盤
SKYLIGHT = 天窗
SKYLIGHT ABOVE = 天窗置上
T.D. = TELEPHONE DUCT 電話槽
TOP OF BAL. = TOP OF BALCONY 露台頂部
TOP OF U.P. = TOP OF UTILITY PLATFORM 工作平台頂部
TOP OF ARCH. FEATURE = TOP OF ARCHITECTURAL FEATURE 建築裝飾頂部
UP = 上
U.P. = UTILITY PLATFORM 工作平台
U.P. ABOVE = UTILITY PLATFORM ABOVE 工作平台置上
UPPER ROOF = 上層天台
VERT. ARCH FIN = VERTICAL ARCHITECTURAL FIN 建築裝飾
VOID = 中空
VOID ABOVE = 中空置上
WATER PUMP ROOM = 水泵房
WATER TANK FOR STREET FIRE HYDRANT = 消防街龍頭水缸
W.M.C. = WATER METER CABINET 水錶箱

備註:
1. 部份樓層外牆設有建築裝飾及/或外露喉管。
2. 部分單位之私人升降機大堂、客廳/飯廳、睡房、家庭廳、浴室、洗手間、化妝間、儲物房、衣帽間、走廊及/或廚房之假天花內裝置有冷氣及/或其他機電設備。
3. 平面圖上所顯示的形象裝置符號(例如浴缸、去水位、淋浴間、洗滌盆、洗滌盆櫃、面盆、座廁及按摩池等)只供展示其大約位置而非其展示實際大小、設計及形狀。

FLOOR PLANS OF RESIDENTIAL PROPERTIES IN THE DEVELOPMENT

發展項目的住宅物業的樓面平面圖

HOUSE 1
1 號洋房

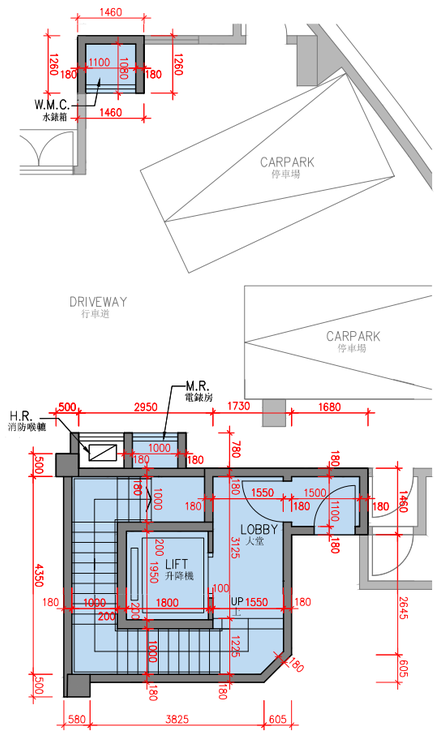

B/F
地庫

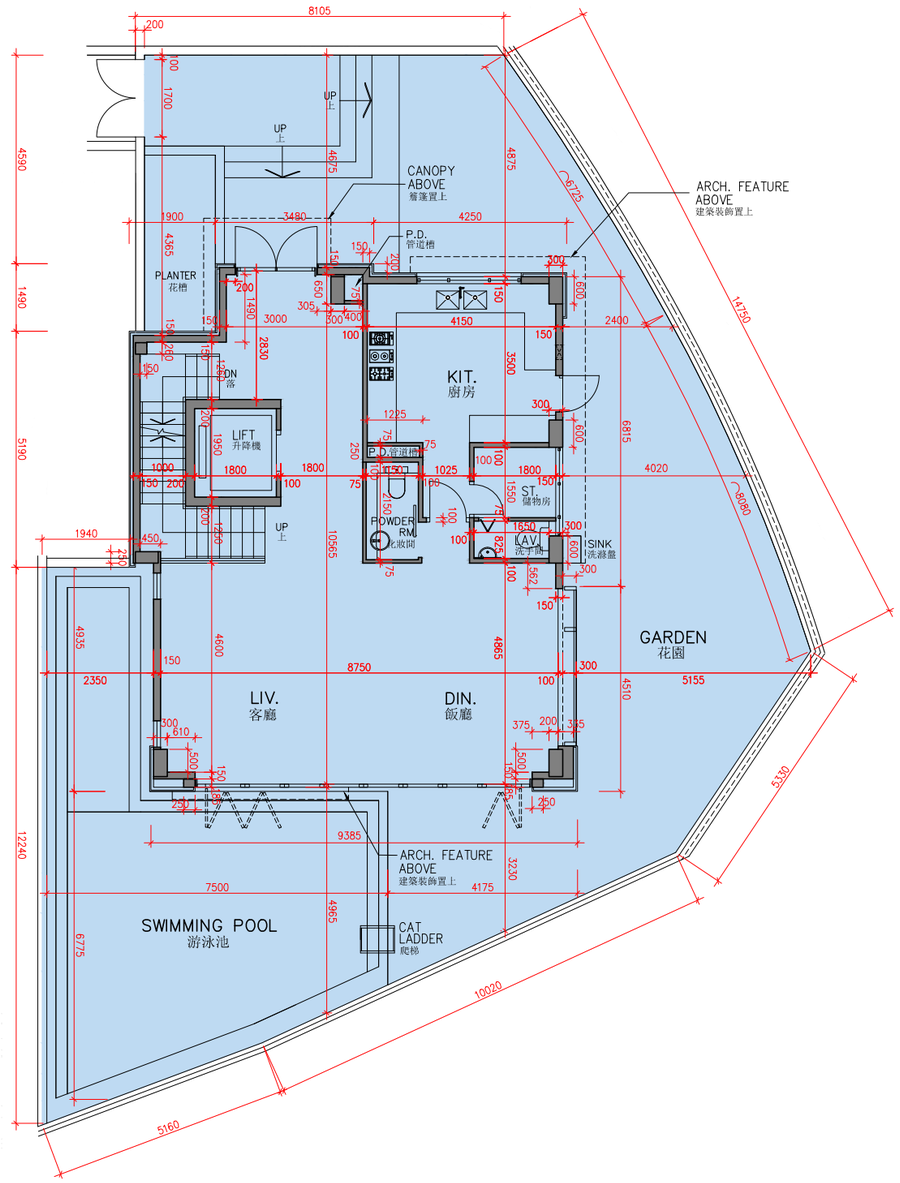

G/F
地下

0M/米 5M/米
Scale
比例尺

FLOOR PLANS OF RESIDENTIAL PROPERTIES IN THE DEVELOPMENT

發展項目的住宅物業的樓面平面圖

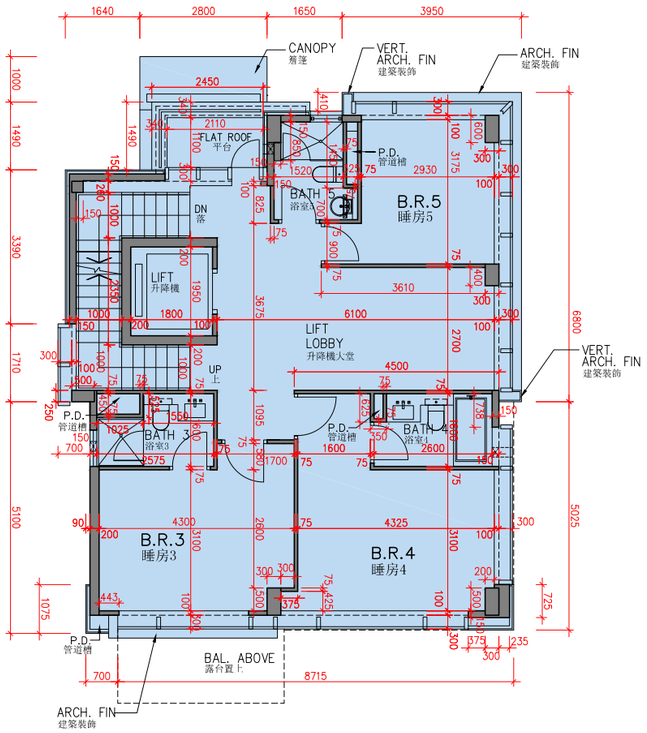

1/F
1 樓

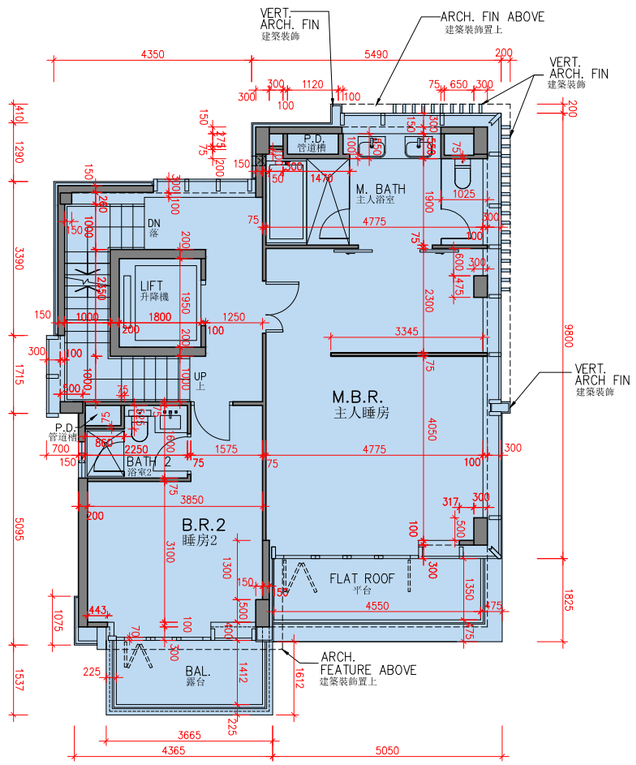

2/F
2 樓

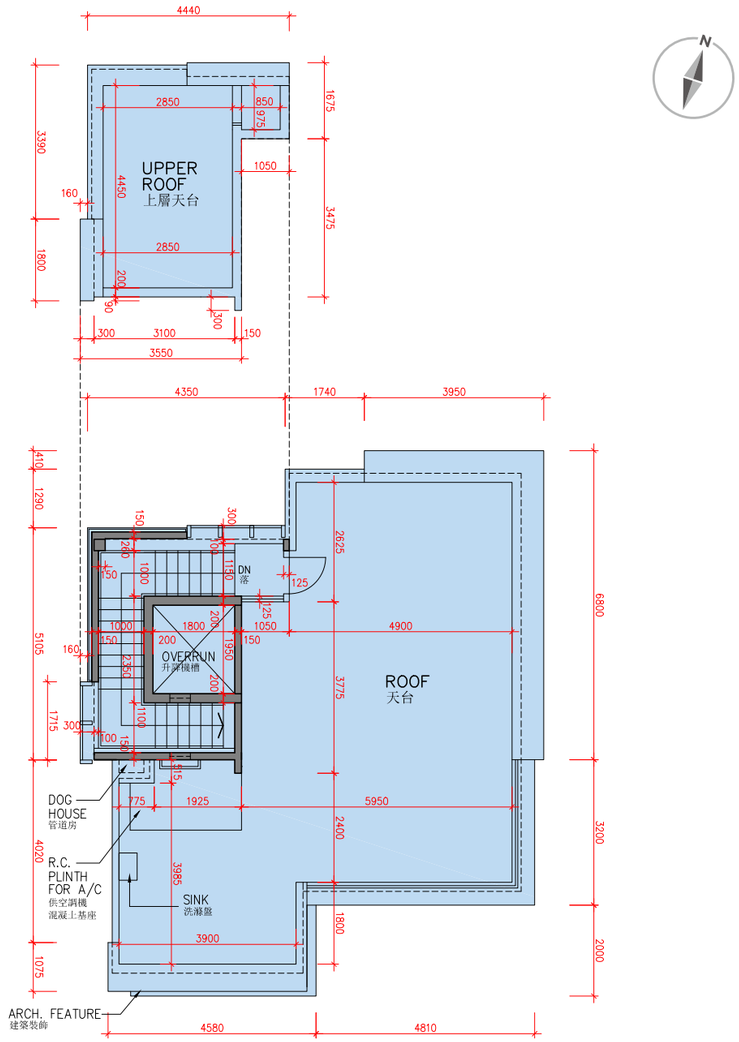

ROOF
天台

0M/米 5M/米
Scale
比例尺

1. The thickness of the floor slabs (excluding plaster) of each residential property: 175mm for B/F; 150mm, 175mm for G/F - 2/F.
2. The floor-to-floor height of each residential property (refers to the height between the top surface of the structural slab of a floor and the top surface of the structural slab of its immediate upper floor): 4.7m for B/F; 3.9m, 4.1m, 4.15m for G/F; 3.25m, 3.45m, 3.5m, 3.55m for 1/F; 3.5m, 3.55m, 3.75m for 2/F.
3. The internal areas of the residential properties on the upper floors will generally be slightly larger than those on the lower floors because of the reducing thickness of the structural walls on the upper floors.
4. The dimensions on the floor plans are all structural dimensions in millimetres.
5. Please refer to P.19 and P.20 of this sales brochure for legend of the terms and abbreviations used on the floor plans.

1. 每個住宅物業的樓板（不包括灰泥）的厚度：地庫為 175 毫米；地下至 2 樓為 150 毫米、175 毫米。
2. 每個住宅物業的層與層之間的高度（指該樓層之石屎地台面與上一層石屎地台面之高度距離）：地庫為 4.7 米；地下為 3.9 米、4.1 米、4.15 米；1 樓為 3.25 米、3.45 米、3.5 米、3.55 米；2 樓為 3.5 米、3.55 米、3.75 米。
3. 因住宅物業的較高樓層的結構牆的厚度遞減，較高樓層的內部面積，一般比較低樓層的內部面積稍大。
4. 樓面平面圖之尺規所列數字為以毫米標示之建築結構尺寸。
5. 請參閱本售樓說明書第 19 及 20 頁之附註及圖例以協助解讀此部份的平面圖及其顯示之名詞及簡稱。

HOUSE 2
2 號洋房

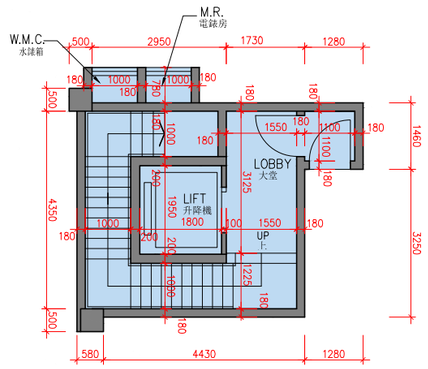

B/F
地庫

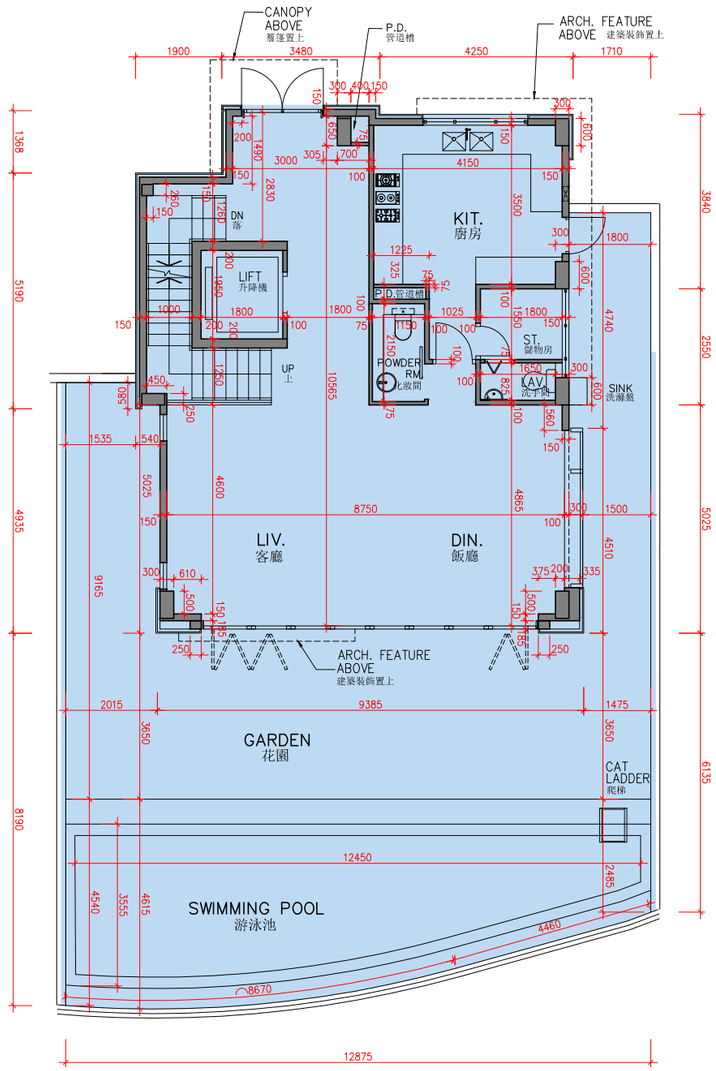

G/F
地下

0M/米 5M/米
Scale
比例尺

FLOOR PLANS OF RESIDENTIAL PROPERTIES IN THE DEVELOPMENT

發展項目的住宅物業的樓面平面圖

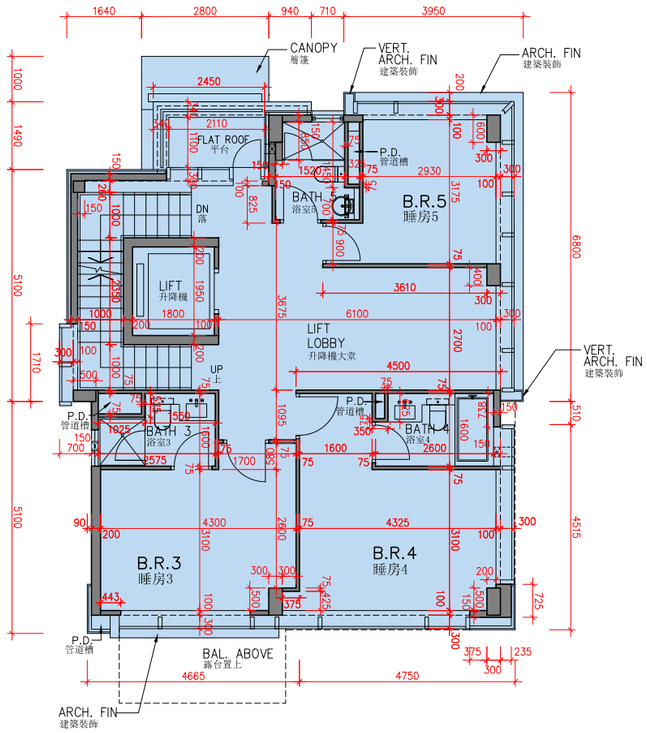

1/F
1 樓

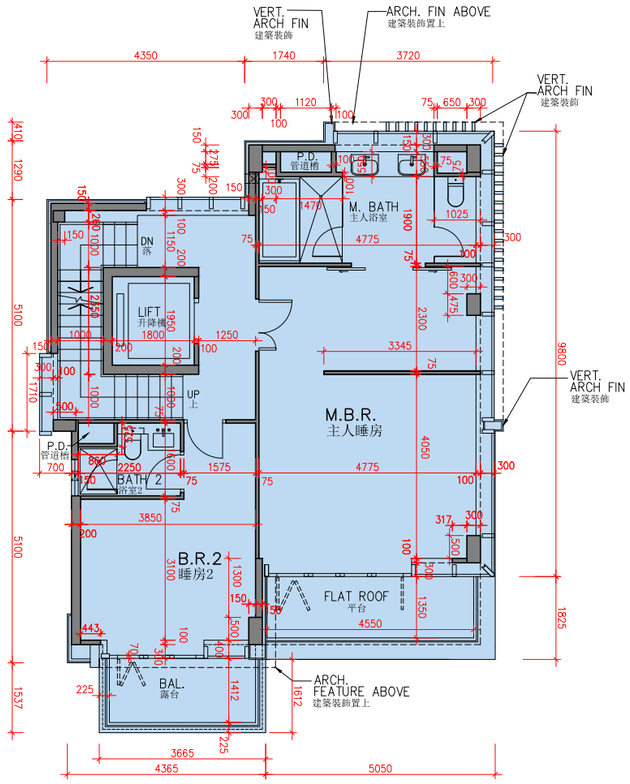

2/F
2 樓

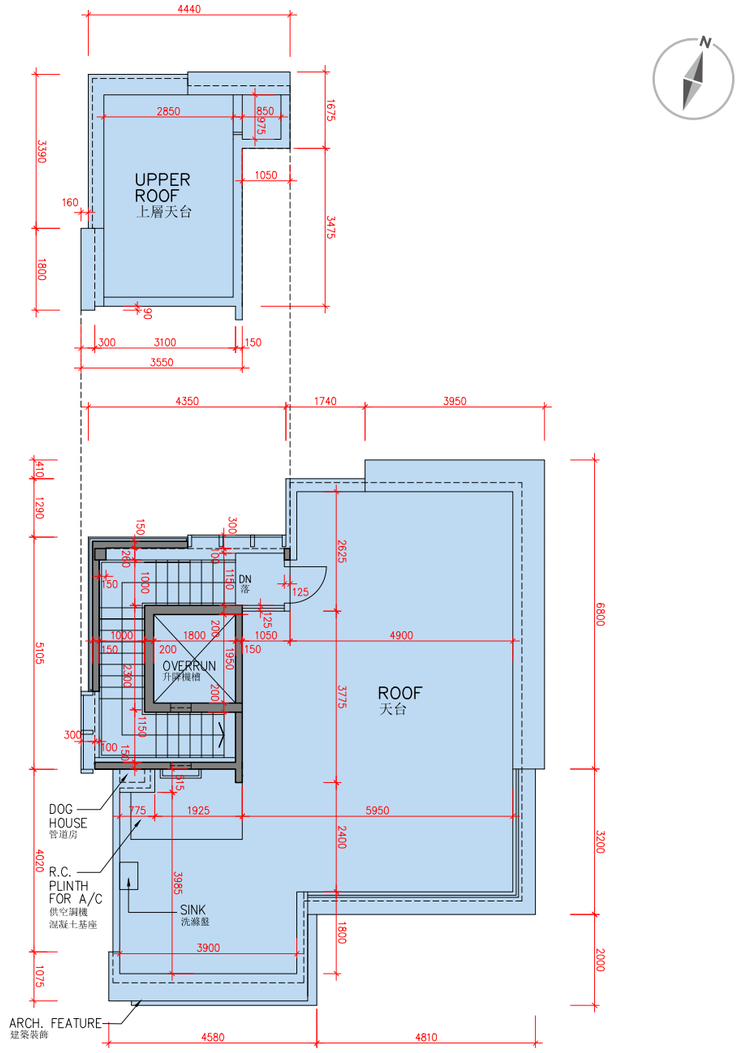

ROOF
天台

0M/米 5M/米
Scale
比例尺

1. The thickness of the floor slabs (excluding plaster) of each residential property: 175mm for B/F; 150mm, 175mm for G/F - 2/F.
2. The floor-to-floor height of each residential property (refers to the height between the top surface of the structural slab of a floor and the top surface of the structural slab of its immediate upper floor): 4.7m for B/F; 3.9m, 4.1m, 4.15m for G/F; 3.25m, 3.45m, 3.5m, 3.55m for 1/F; 3.5m, 3.55m, 3.75m for 2/F.
3. The internal areas of the residential properties on the upper floors will generally be slightly larger than those on the lower floors because of the reducing thickness of the structural walls on the upper floors.
4. The dimensions on the floor plans are all structural dimensions in millimetres.
5. Please refer to P.19 and P.20 of this sales brochure for legend of the terms and abbreviations used on the floor plans.

1. 每個住宅物業的樓板（不包括灰泥）的厚度：地庫為 175 毫米；地下至 2 樓為 150 毫米、175 毫米。
2. 每個住宅物業的層與層之間的高度（指該樓層之石屎地台面與上一層石屎地台面之高度距離）：地庫為 4.7 米；地下為 3.9 米、4.1 米、4.15 米；1 樓為 3.25 米、3.45 米、3.5 米、3.55 米；2 樓為 3.5 米、3.55 米、3.75 米。
3. 因住宅物業的較高樓層的結構牆的厚度遞減，較高樓層的內部面積，一般比較低樓層的內部面積稍大。
4. 樓面平面圖之尺規所列數字為以毫米標示之建築結構尺寸。
5. 請參閱本售樓說明書第 19 及 20 頁之附註及圖例以協助解讀此部份的平面圖及其顯示之名詞及簡稱。

HOUSE 3
3 號洋房

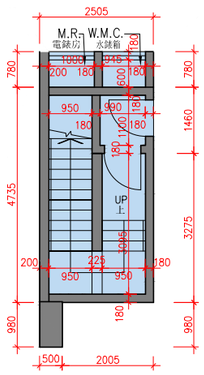

B/F
地庫

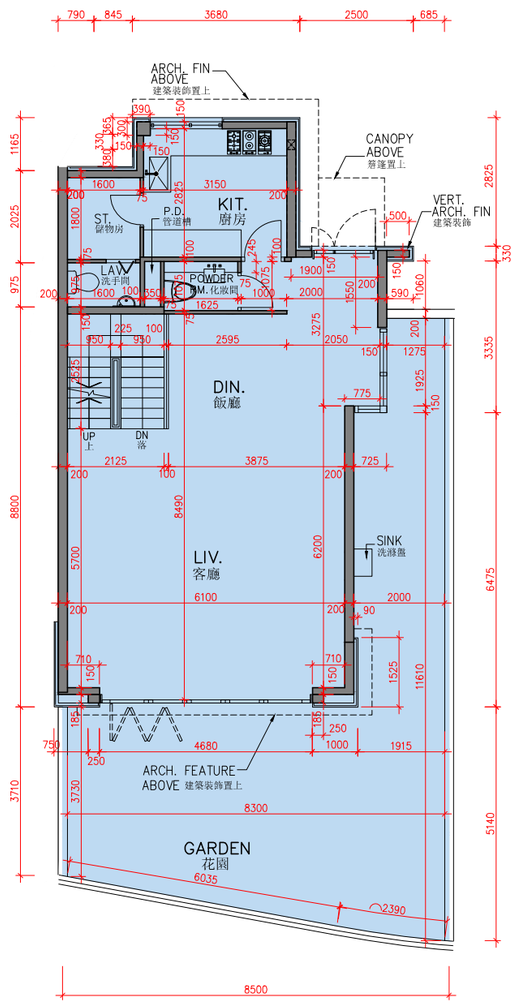

G/F
地下

0M/米 5M/米
Scale
比例尺

FLOOR PLANS OF RESIDENTIAL PROPERTIES IN THE DEVELOPMENT

發展項目的住宅物業的樓面平面圖

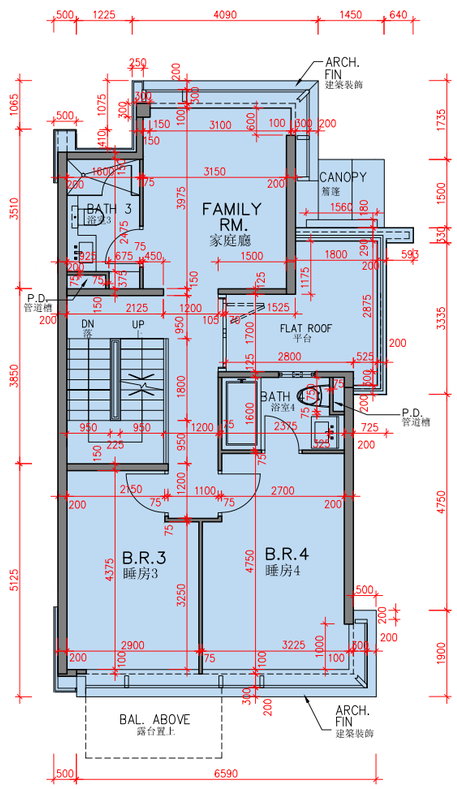

1/F
1 樓

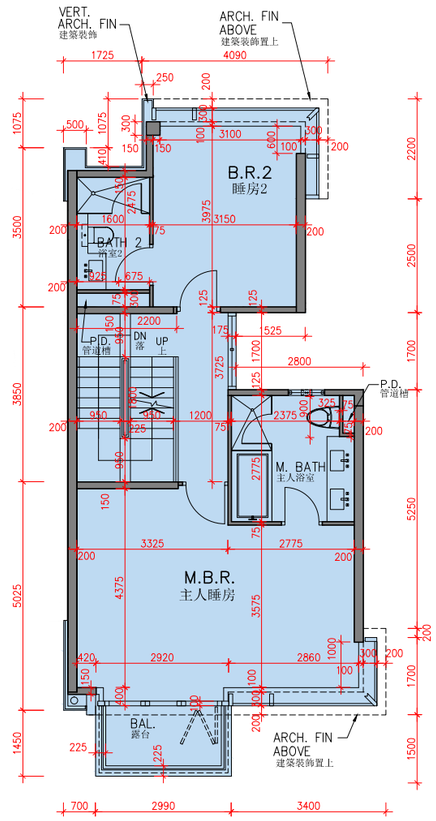

2/F
2 樓

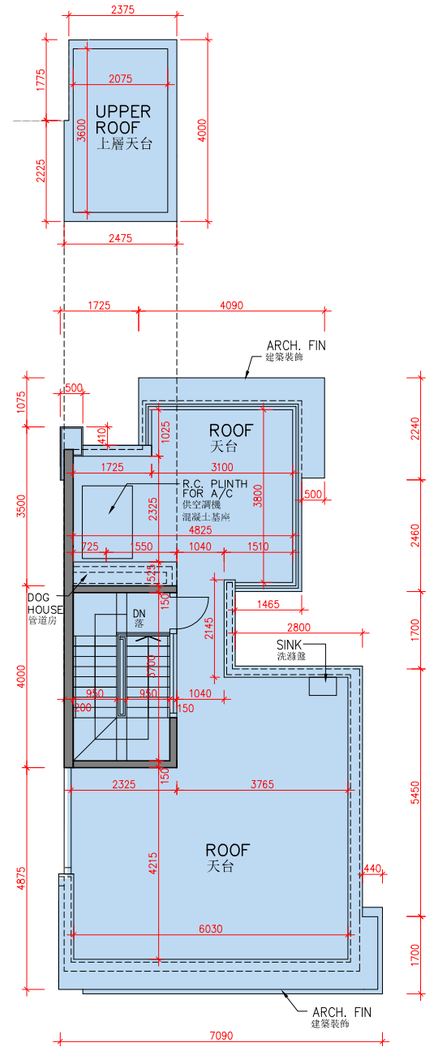

ROOF
天台

0M/米 5M/米
Scale
比例尺

1. The thickness of the floor slabs (excluding plaster) of each residential property: 175mm, 200mm for B/F; 150mm, 175mm, 225mm for G/F; 150mm, 225mm for 1/F; 150mm, 200mm for 2/F.
2. The floor-to-floor height of each residential property (refers to the height between the top surface of the structural slab of a floor and the top surface of the structural slab of its immediate upper floor): 4.6m for B/F; 3.9m, 4.1m, 4.15m, 4.2m for G/F; 3.45m, 3.5m for 1/F; 3.5m, 3.55m for 2/F.
3. The internal areas of the residential properties on the upper floors will generally be slightly larger than those on the lower floors because of the reducing thickness of the structural walls on the upper floors.
4. The dimensions on the floor plans are all structural dimensions in millimetres.
5. Please refer to P.19 and P.20 of this sales brochure for legend of the terms and abbreviations used on the floor plans.

1. 每個住宅物業的樓板（不包括灰泥）的厚度：地庫為 175 毫米、200 毫米；地下為 150 毫米、175 毫米、225 毫米；1 樓為 150 毫米、225 毫米；2 樓為 150 毫米、200 毫米。
2. 每個住宅物業的層與層之間的高度（指該樓層之石屎地台面與上一層石屎地台面之高度距離）：地庫為 4.6 米；地下為 3.9 米、4.1 米、4.15 米、4.2 米；1 樓為 3.45 米、3.5 米；2 樓為 3.5 米、3.55 米。
3. 因住宅物業的較高樓層的結構牆的厚度遞減，較高樓層的內部面積，一般比較低樓層的內部面積稍大。
4. 樓面平面圖之尺規所列數字為以毫米標示之建築結構尺寸。
5. 請參閱本售樓說明書第 19 及 20 頁之附註及圖例以協助解讀此部份的平面圖及其顯示之名詞及簡稱。

HOUSE 6
6 號洋房

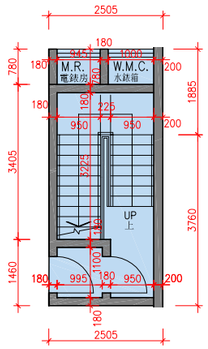

B/F
地庫

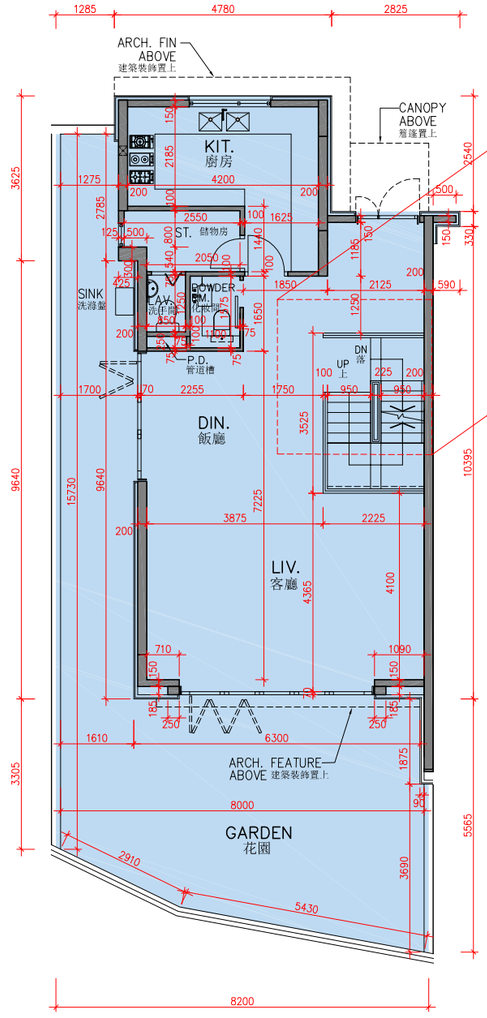

G/F
地下

As-is Part Plan of G/F, House 6
6 號洋房地下之部分現狀平面圖
(See Note 1)
(見備註 1)

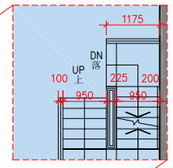

Note:
1. The glass balustrade has been shorten. Such alterations to the approved building plans are by way of exempted building works under the Buildings Ordinance.
備註：
1. 玻璃欄杆改短。上述對建築事務監督的經批准一般建築圖則的改動是在《建築物條例》內的豁免建築工程。

0M/米 5M/米
Scale
比例尺

FLOOR PLANS OF RESIDENTIAL PROPERTIES IN THE DEVELOPMENT

發展項目的住宅物業的樓面平面圖

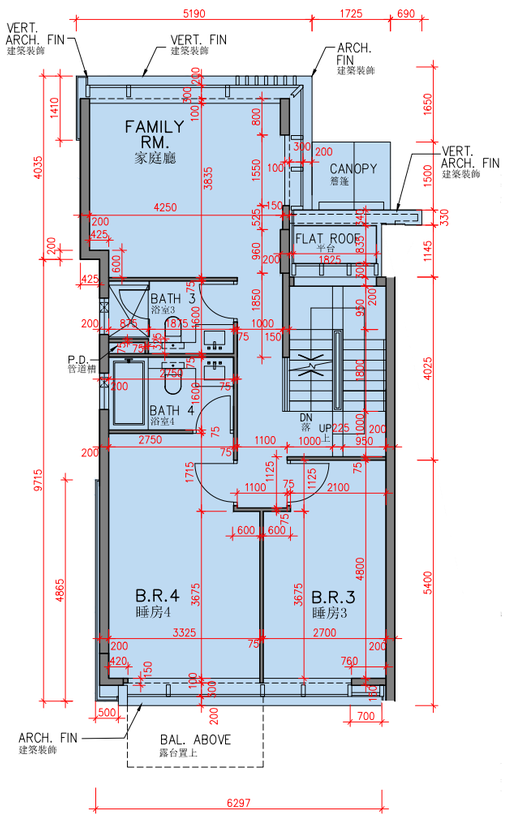

1/F
1 樓

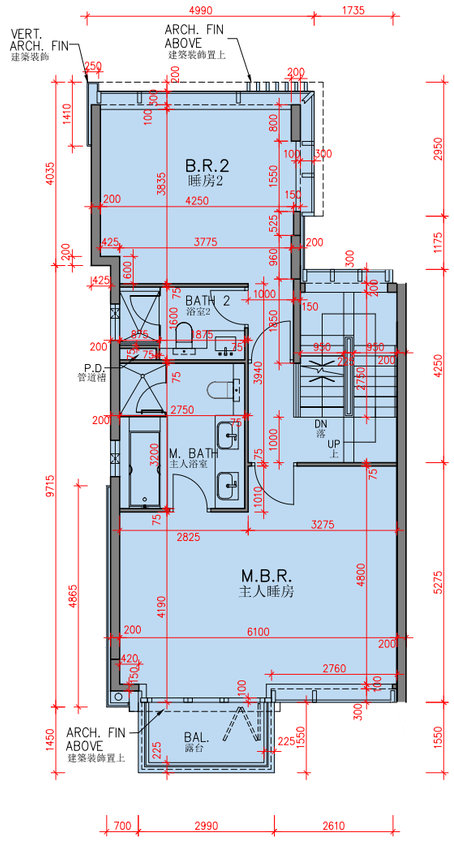

2/F
2 樓

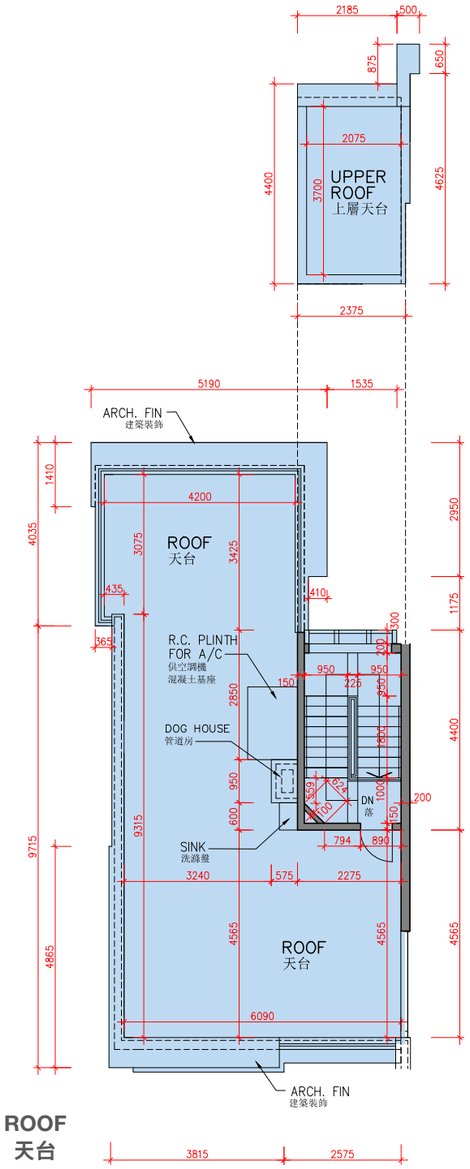

ROOF
天台

0M/米 5M/米
Scale
比例尺

1. The thickness of the floor slabs (excluding plaster) of each residential property: 175mm for B/F; 150mm, 225mm for G/F - 1/F; 150mm, 200mm for 2/F.
2. The floor-to-floor height of each residential property (refers to the height between the top surface of the structural slab of a floor and the top surface of the structural slab of its immediate upper floor): 4.6m for B/F; 4.1m, 4.15m for G/F; 3.45m, 3.5m for 1/F; 3.5m, 3.55m for 2/F.
3. The internal areas of the residential properties on the upper floors will generally be slightly larger than those on the lower floors because of the reducing thickness of the structural walls on the upper floors.
4. The dimensions on the floor plans are all structural dimensions in millimetres.
5. Please refer to P.19 and P.20 of this sales brochure for legend of the terms and abbreviations used on the floor plans.

1. 每個住宅物業的樓板（不包括灰泥）的厚度：地庫為 175 毫米；地下至 1 樓為 150 毫米、225 毫米；2 樓為 150 毫米、200 毫米。
2. 每個住宅物業的層與層之間的高度（指該樓層之石屎地台面與上一層石屎地台面之高度距離）：地庫為 4.6 米；地下為 4.1 米、4.15 米；1 樓為 3.45 米、3.5 米；2 樓為 3.5 米、3.55 米。
3. 因住宅物業的較高樓層的結構牆的厚度遞減，較高樓層的內部面積，一般比較低樓層的內部面積稍大。
4. 樓面平面圖之尺規所列數字為以毫米標示之建築結構尺寸。
5. 請參閱本售樓說明書第 19 及 20 頁之附註及圖例以協助解讀此部份的平面圖及其顯示之名詞及簡稱。

HOUSE 7
7 號洋房

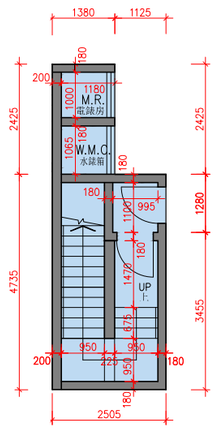

B/F
地庫

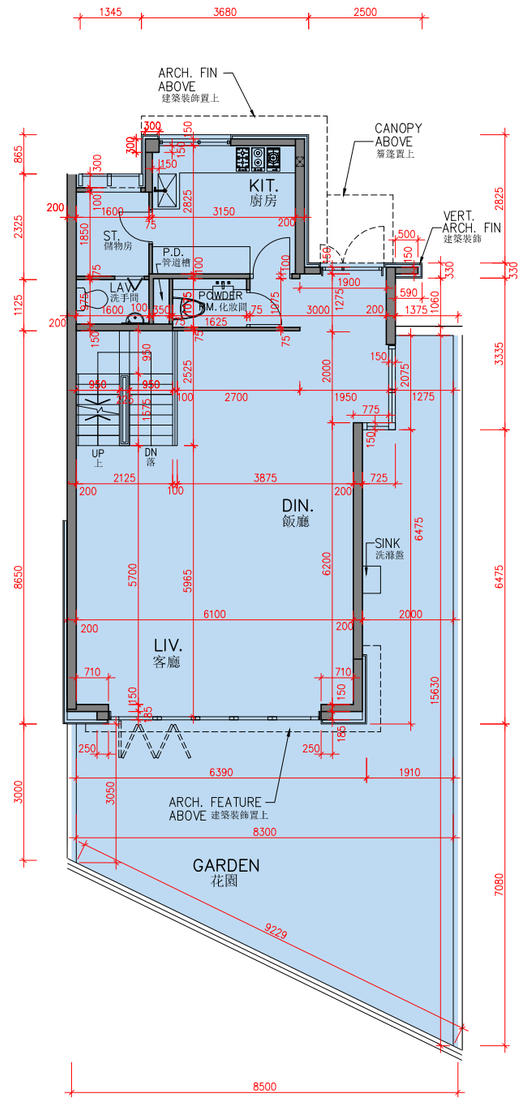

G/F
地下

0M/米 5M/米
Scale
比例尺

FLOOR PLANS OF RESIDENTIAL PROPERTIES IN THE DEVELOPMENT

發展項目的住宅物業的樓面平面圖

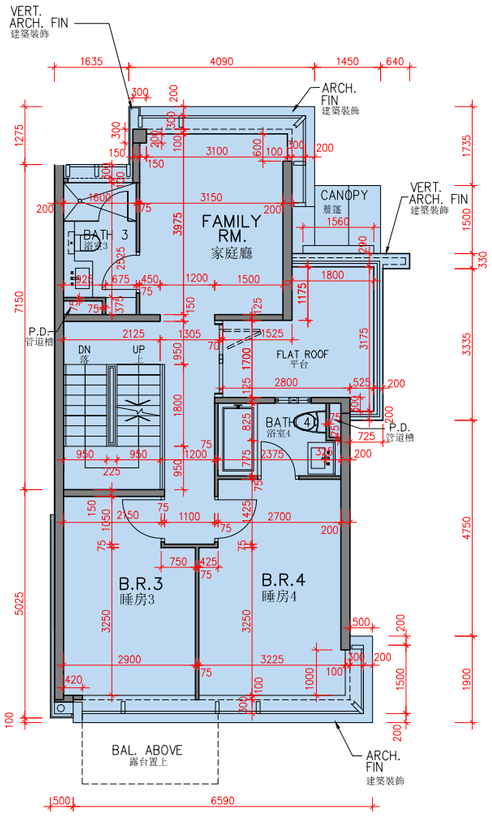

1/F
1 樓

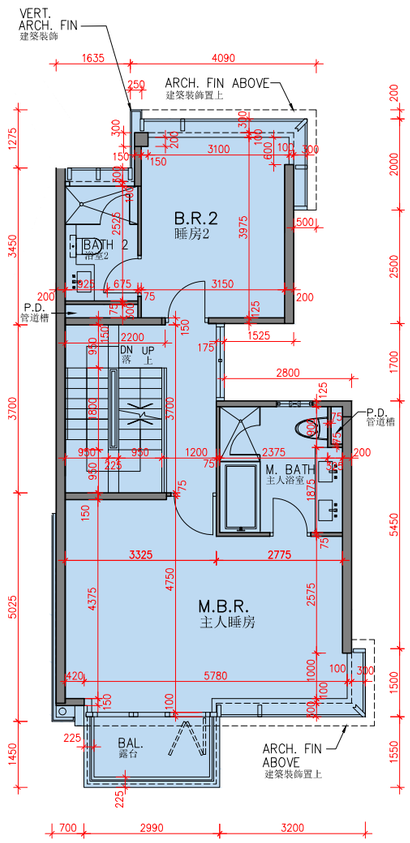

2/F
2 樓

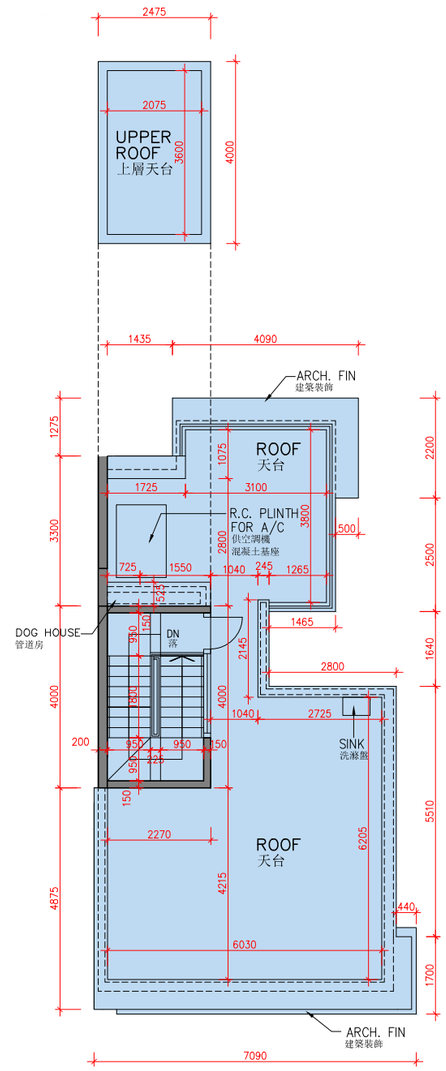

ROOF
天台

0M/米 5M/米
Scale
比例尺

1. The thickness of the floor slabs (excluding plaster) of each residential property: 175mm, 200mm for B/F; 150mm, 175mm, 225mm for G/F; 150mm, 225mm for 1/F; 150mm,175mm, 200mm for 2/F.
2. The floor-to-floor height of each residential property(refers to the height between the top surface of the structural slab of a floor and the top surface of the structural slab of its immediate upper floor): 4.6m for B/F; 3.9m, 4.1m, 4.15m, 4.2m for G/F; 3.45m, 3.5m for 1/F; 3.5m, 3.55m for 2/F.
3. The internal areas of the residential properties on the upper floors will generally be slightly larger than those on the lower floors because of the reducing thickness of the structural walls on the upper floors.
4. The dimensions on the floor plans are all structural dimensions in millimetres.
5. Please refer to P.19 and P.20 of this sales brochure for legend of the terms and abbreviations used on the floor plans.

1. 每個住宅物業的樓板（不包括灰泥）的厚度：地庫為 175 毫米、200 毫米；地下為 150 毫米、175 毫米、225 毫米；1 樓為 150 毫米、225 毫米；2 樓為 150 毫米、175 毫米、200 毫米。
2. 每個住宅物業的層與層之間的高度（指該樓層之石屎地台面與上一層石屎地台面之高度距離）：地庫為 4.6 米；地下為 3.9 米、4.1 米、4.15 米、4.2 米；1 樓為 3.45 米、3.5 米；2 樓為 3.5 米、3.55 米。
3. 因住宅物業的較高樓層的結構牆的厚度遞減，較高樓層的內部面積，一般比較低樓層的內部面積稍大。
4. 樓面平面圖之尺規所列數字為以毫米標示之建築結構尺寸。
5. 請參閱本售樓說明書第 19 及 20 頁之附註及圖例以協助解讀此部份的平面圖及其顯示之名詞及簡稱。

HOUSE 8
8 號洋房

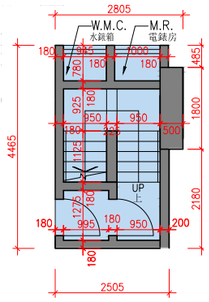

B/F
地庫

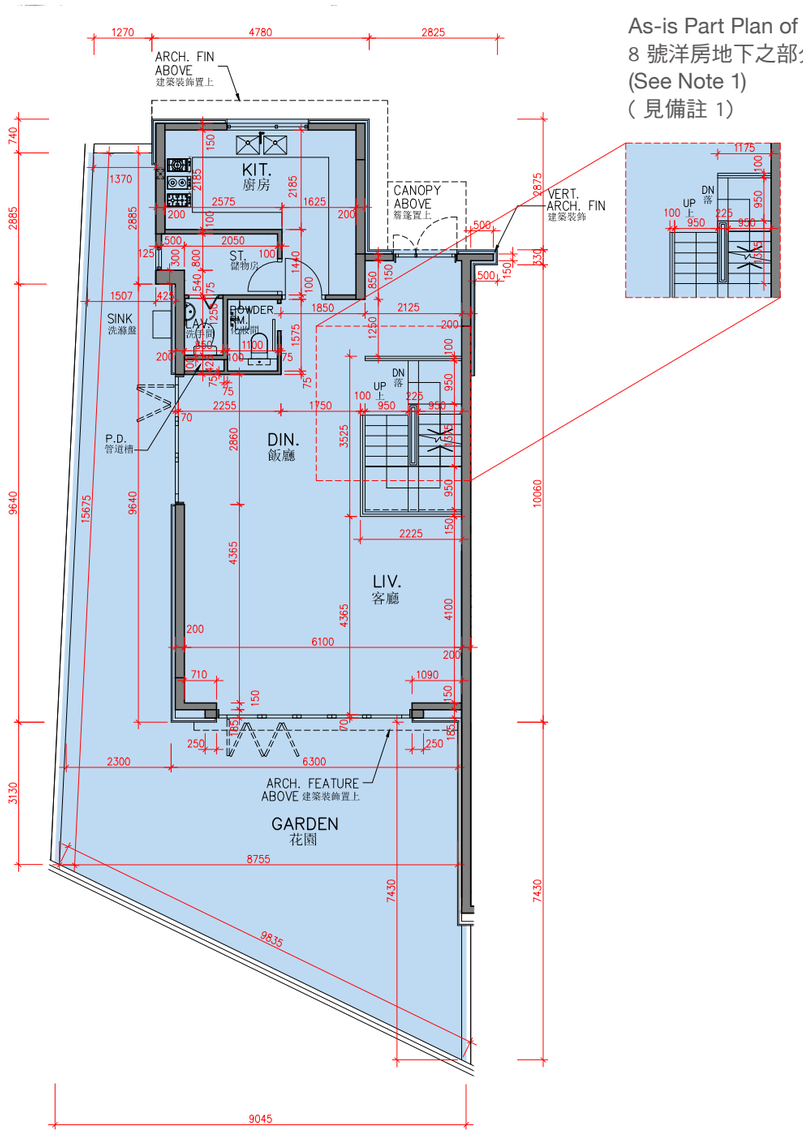

As-is Part Plan of G/F, House 8
8 號洋房地下之部分現狀平面圖
(See Note 1)
(見備註 1)

G/F
地下

Note:
1. The glass balustrade has been shorten. Such alterations to the approved building plans are by way of exempted building works under the Buildings Ordinance.
備註：
1. 玻璃欄杆改短。上述對建築事務監督的經批准一般建築圖則的改動是在《建築物條例》內的豁免建築工程。

0M/米 5M/米
Scale
比例尺

FLOOR PLANS OF RESIDENTIAL PROPERTIES IN THE DEVELOPMENT

發展項目的住宅物業的樓面平面圖

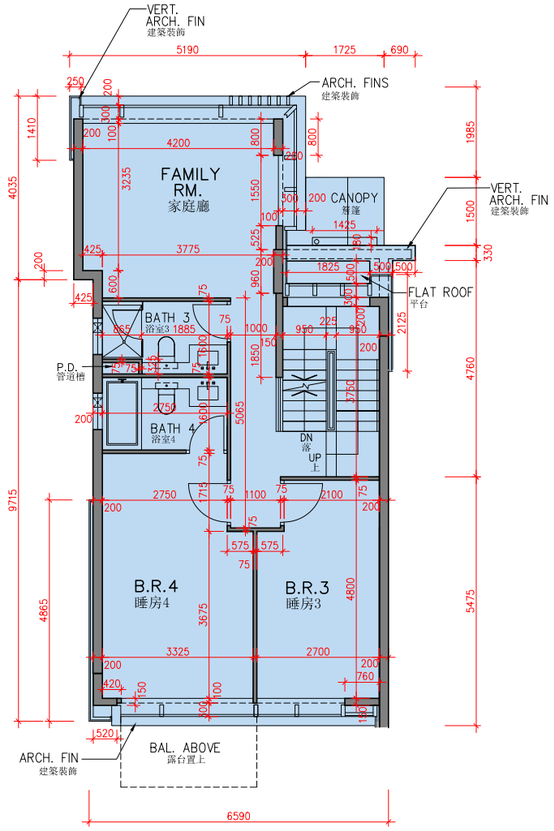

1/F
1 樓

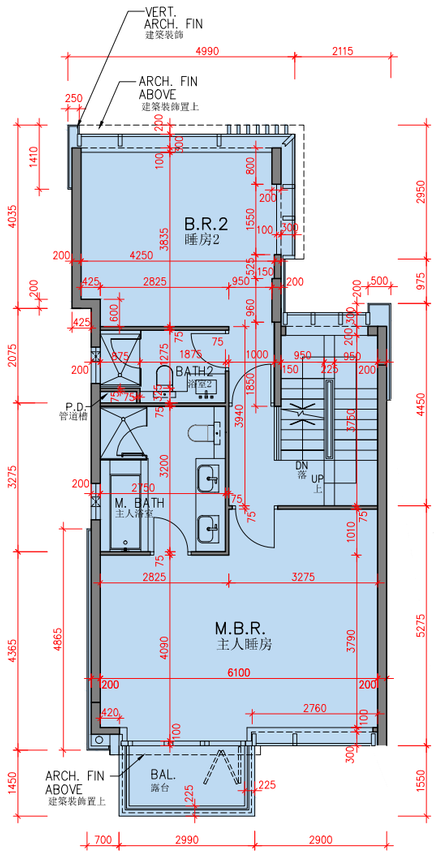

2/F
2 樓

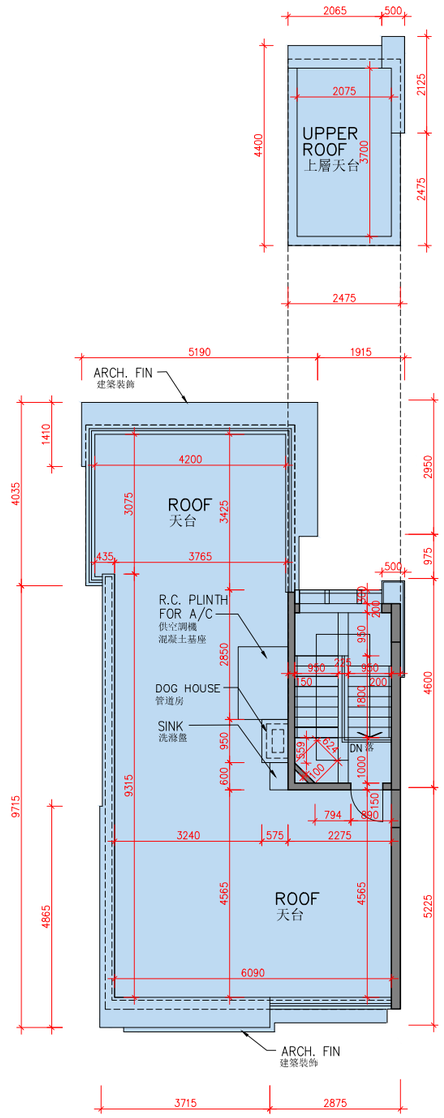

ROOF
天台

0M/米 5M/米
Scale
比例尺

1. The thickness of the floor slabs (excluding plaster) of each residential property: 175mm for B/F; 150mm, 225mm for G/F - 1/F; 150mm, 200mm for 2/F.
2. The floor-to-floor height of each residential property (refers to the height between the top surface of the structural slab of a floor and the top surface of the structural slab of its immediate upper floor): 4.3m for B/F; 4.1m, 4.15m for G/F; 3.45m, 3.5m, 3.55m for 1/F; 3.5m, 3.55m for 2/F.
3. The internal areas of the residential properties on the upper floors will generally be slightly larger than those on the lower floors because of the reducing thickness of the structural walls on the upper floors.
4. The dimensions on the floor plans are all structural dimensions in millimetres.
5. Please refer to P.19 and P.20 of this sales brochure for legend of the terms and abbreviations used on the floor plans.

1. 每個住宅物業的樓板（不包括灰泥）的厚度：地庫為 175 毫米；地下至 1 樓為 150 毫米、225 毫米；2 樓為 150 毫米、200 毫米。
2. 每個住宅物業的層與層之間的高度（指該樓層之石屎地台面與上一層石屎地台面之高度距離）：地庫為 4.3 米；地下為 4.1 米、4.15 米；1 樓為 3.45 米、3.5 米、3.55 米；2 樓為 3.5 米、3.55 米。
3. 因住宅物業的較高樓層的結構牆的厚度遞減，較高樓層的內部面積，一般比較低樓層的內部面積稍大。
4. 樓面平面圖之尺規所列數字為以毫米標示之建築結構尺寸。
5. 請參閱本售樓說明書第 19 及 20 頁之附註及圖例以協助解讀此部份的平面圖及其顯示之名詞及簡稱。

HOUSE 9
9 號洋房

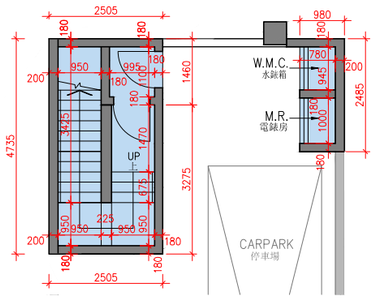

B/F
地庫

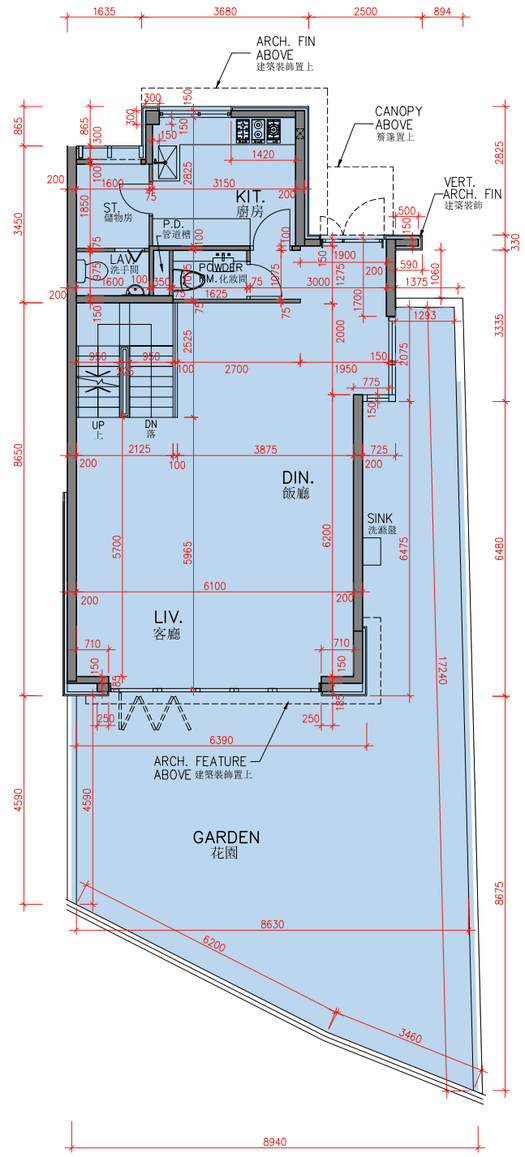

G/F
地下

0M/米 5M/米
Scale
比例尺

FLOOR PLANS OF RESIDENTIAL PROPERTIES IN THE DEVELOPMENT

發展項目的住宅物業的樓面平面圖

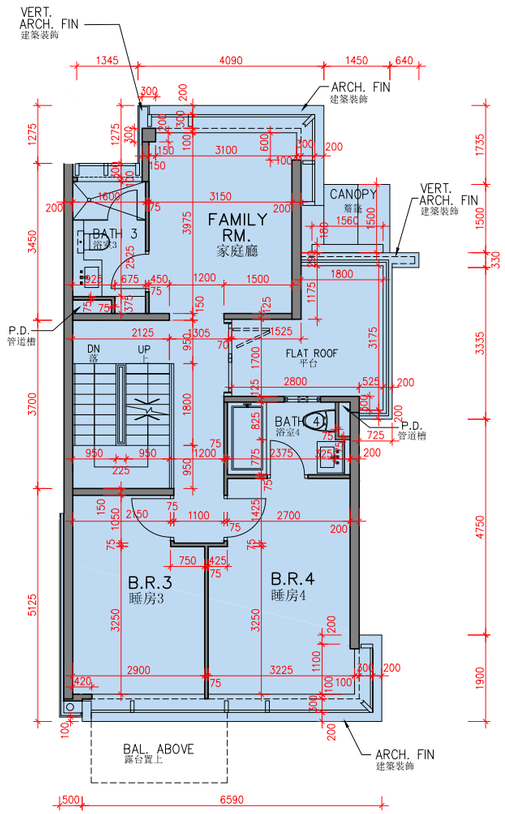

1/F
1 樓

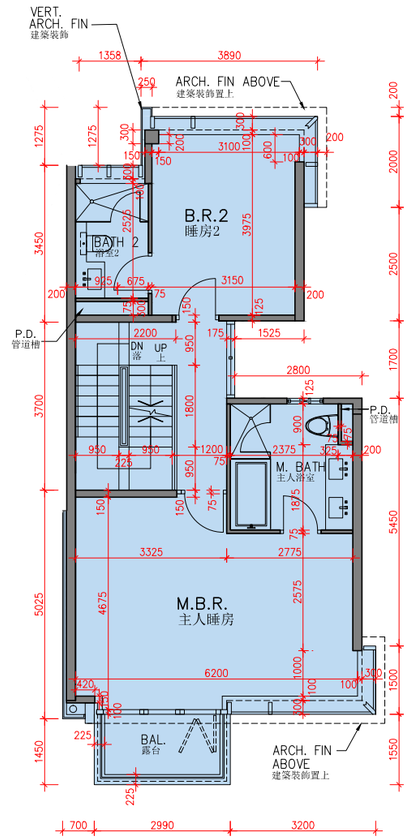

2/F
2 樓

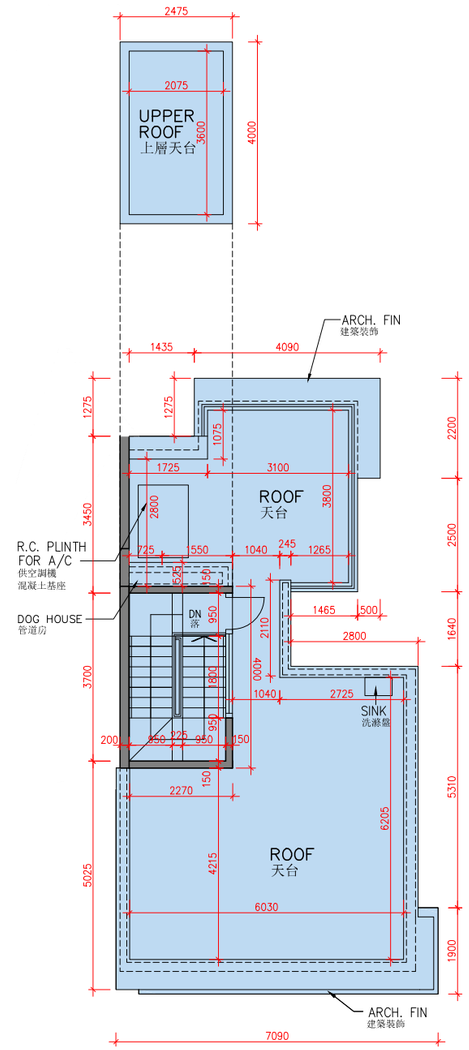

ROOF
天台

0M/米 5M/米
Scale
比例尺

1. The thickness of the floor slabs (excluding plaster) of each residential property: 175mm for B/F; 150mm, 175mm, 225mm for G/F; 150mm, 225mm for 1/F; 150mm, 200mm for 2/F.
2. The floor-to-floor height of each residential property (refers to the height between the top surface of the structural slab of a floor and the top surface of the structural slab of its immediate upper floor): 3.5m for B/F; 4.1m, 4.15m for G/F; 3.45m, 3.5m for 1/F; 3.5m, 3.55m for 2/F.
3. The internal areas of the residential properties on the upper floors will generally be slightly larger than those on the lower floors because of the reducing thickness of the structural walls on the upper floors.
4. The dimensions on the floor plans are all structural dimensions in millimetres.
5. Please refer to P.19 and P.20 of this sales brochure for legend of the terms and abbreviations used on the floor plans.

1. 每個住宅物業的樓板(不包括灰泥)的厚度：地庫為 175 毫米；地下為 150 毫米、175 毫米、225 毫米；1 樓為 150 毫米、225 毫米；2 樓為 150 毫米、200 毫米。
2. 每個住宅物業的層與層之間的高度(指該樓層之石屎地台面與上一層石屎地台面之高度距離)：地庫為 3.5 米；地下為 4.1 米、4.15 米；1 樓為 3.45 米、3.5 米；2 樓為 3.5 米、3.55 米。
3. 因住宅物業的較高樓層的結構牆的厚度遞減，較高樓層的內部面積，一般比較低樓層的內部面積稍大。
4. 樓面平面圖之尺規所列數字為以毫米標示之建築結構尺寸。
5. 請參閱本售樓說明書第 19 及 20 頁之附註及圖例以協助解讀此部份的平面圖及其顯示之名詞及簡稱。

HOUSE 10
10 號洋房

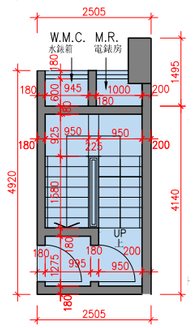

B/F
地庫

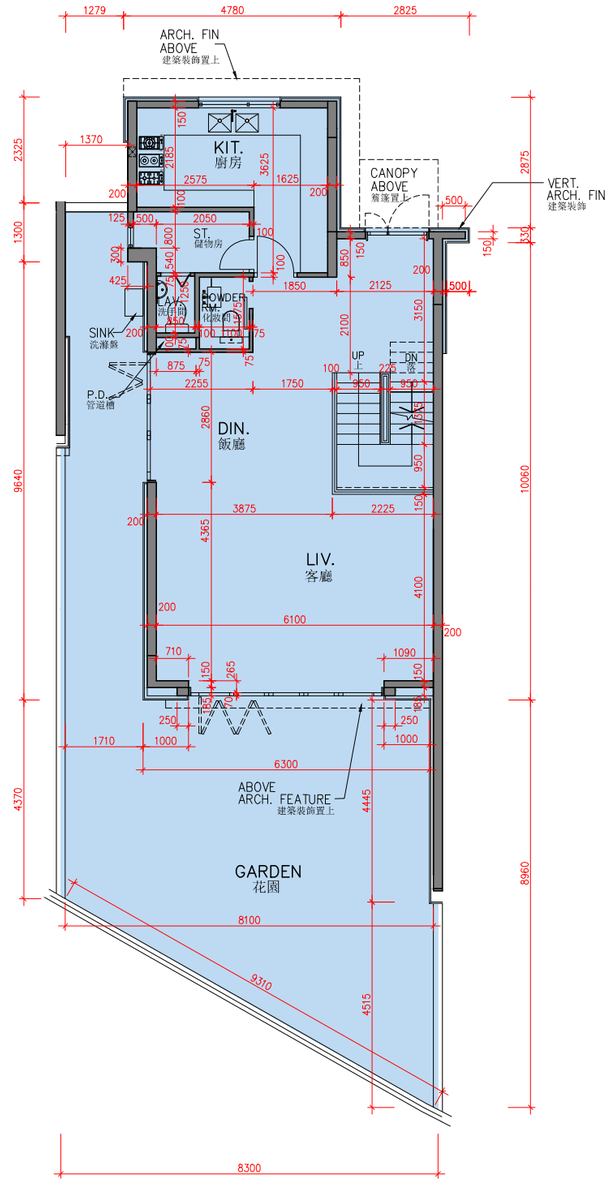

G/F
地下

0M/米 5M/米
Scale
比例尺

FLOOR PLANS OF RESIDENTIAL PROPERTIES IN THE DEVELOPMENT

發展項目的住宅物業的樓面平面圖

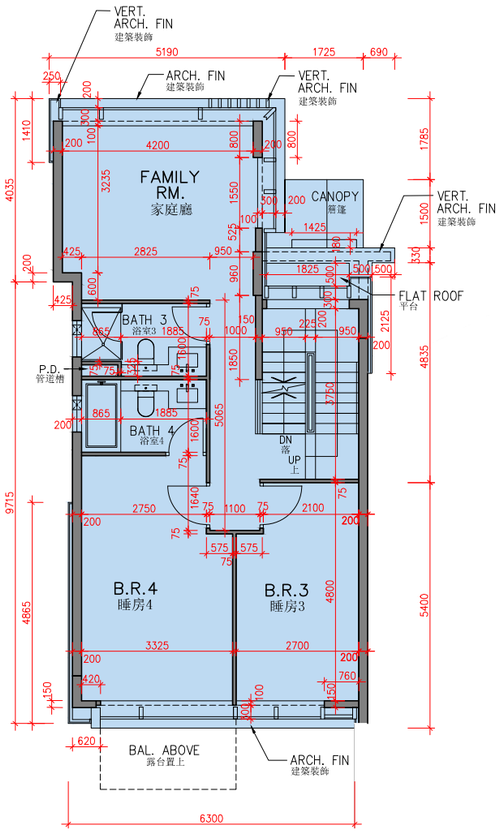

1/F
1 樓

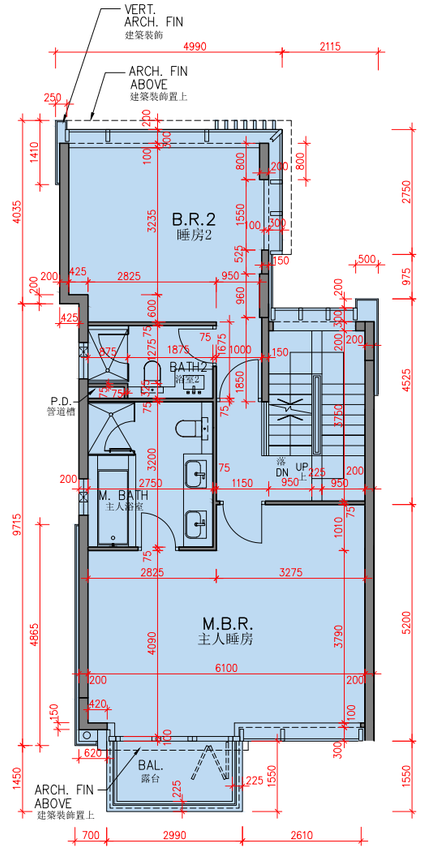

2/F
2 樓

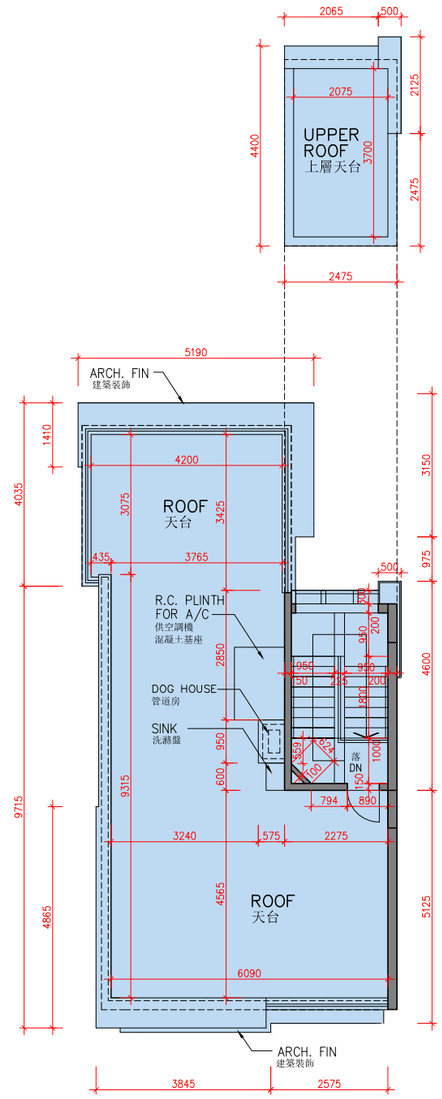

ROOF
天台

0M/米 5M/米
Scale
比例尺

1. The thickness of the floor slabs (excluding plaster) of each residential property: 175mm for B/F; 150mm, 225mm for G/F - 1/F; 150mm, 200mm for 2/F.
2. The floor-to-floor height of each residential property (refers to the height between the top surface of the structural slab of a floor and the top surface of the structural slab of its immediate upper floor): 3.6m for B/F; 4.1m, 4.15m for G/F; 3.45m, 3.5m, 3.55m for 1/F; 3.5m, 3.55m for 2/F.
3. The internal areas of the residential properties on the upper floors will generally be slightly larger than those on the lower floors because of the reducing thickness of the structural walls on the upper floors.
4. The dimensions on the floor plans are all structural dimensions in millimetres.
5. Please refer to P.19 and P.20 of this sales brochure for legend of the terms and abbreviations used on the floor plans.

1. 每個住宅物業的樓板（不包括灰泥）的厚度：地庫為 175 毫米；地下至 1 樓為 150 毫米、225 毫米；2 樓為 150 毫米、200 毫米。
2. 每個住宅物業的層與層之間的高度（指該樓層之石屎地台面與上一層石屎地台面之高度距離）：地庫為 3.6 米；地下為 4.1 米、4.15 米；1 樓為 3.45 米、3.5 米、3.55 米；2 樓為 3.5 米、3.55 米。
3. 因住宅物業的較高樓層的結構牆的厚度遞減，較高樓層的內部面積，一般比較低樓層的內部面積稍大。
4. 樓面平面圖之尺規所列數字為以毫米標示之建築結構尺寸。
5. 請參閱本售樓說明書第 19 及 20 頁之附註及圖例以協助解讀此部份的平面圖及其顯示之名詞及簡稱。

HOUSE 11
11 號洋房

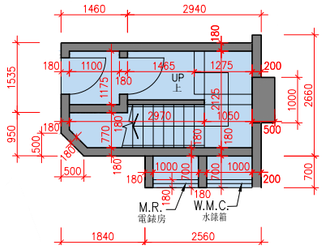

B/F
地庫

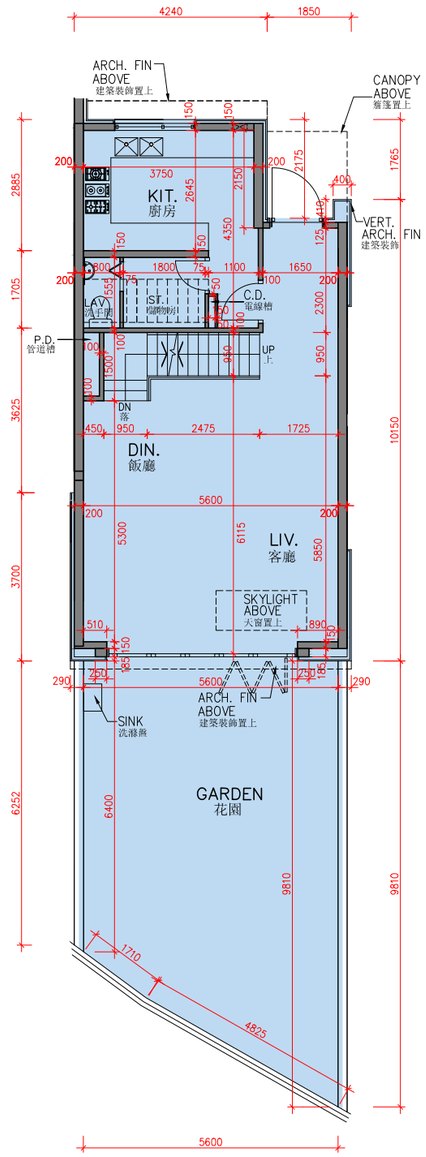

G/F
地下

0M/米 5M/米
Scale
比例尺

FLOOR PLANS OF RESIDENTIAL PROPERTIES IN THE DEVELOPMENT

發展項目的住宅物業的樓面平面圖

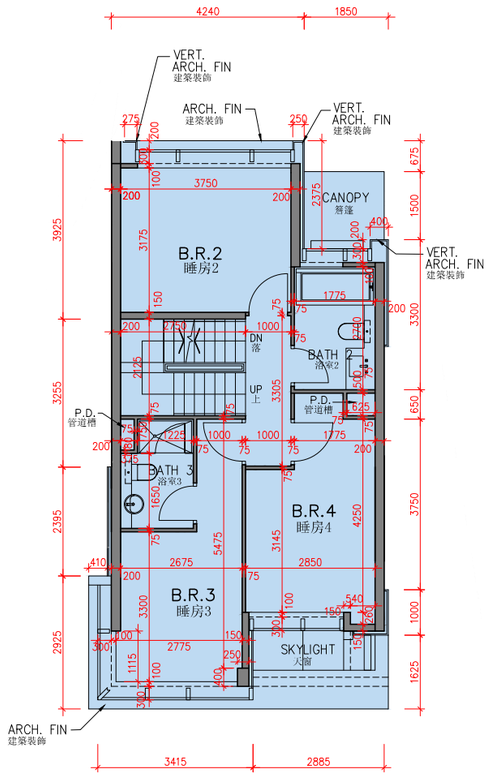

1/F
1 樓

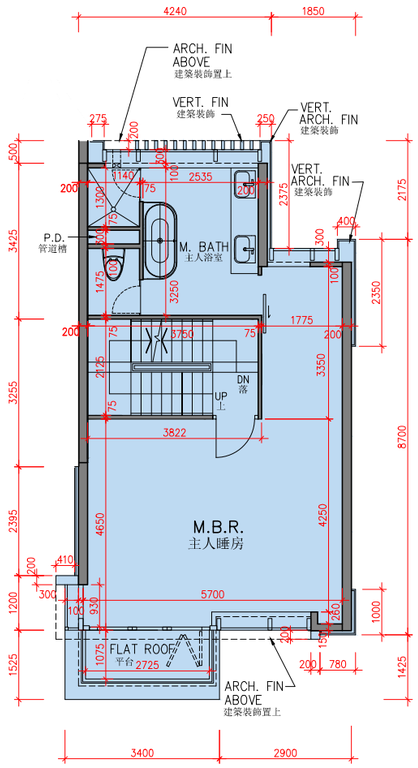

2/F
2 樓

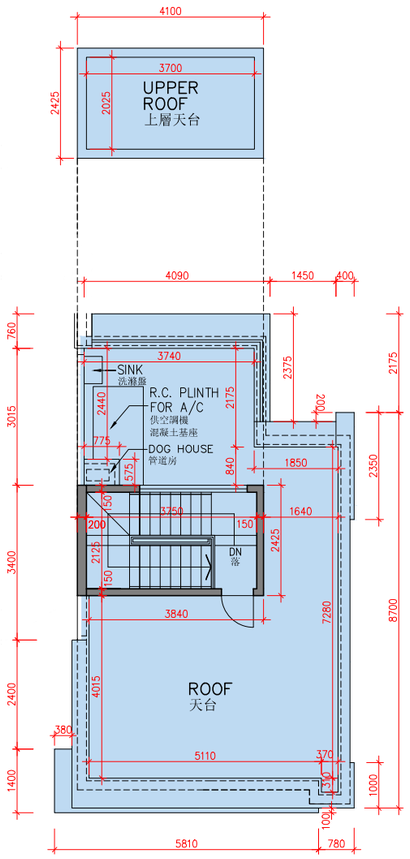

ROOF
天台

0M/米 5M/米
Scale
比例尺

1. The thickness of the floor slabs (excluding plaster) of each residential property: 175mm, 200mm for B/F; 150mm, 200mm for G/F - 1/F; 150mm for 2/F.
2. The floor-to-floor height of each residential property (refers to the height between the top surface of the structural slab of a floor and the top surface of the structural slab of its immediate upper floor): 3.5m for B/F; 4.1m, 4.15m for G/F; 3.45m, 3.5m, 3.55m for 1/F; 3.5m, 3.55m for 2/F.
3. The internal areas of the residential properties on the upper floors will generally be slightly larger than those on the lower floors because of the reducing thickness of the structural walls on the upper floors.
4. The dimensions on the floor plans are all structural dimensions in millimetres.
5. Please refer to P.19 and P.20 of this sales brochure for legend of the terms and abbreviations used on the floor plans.

1. 每個住宅物業的樓板（不包括灰泥）的厚度：地庫為 175 毫米、200 毫米；地下至 1 樓為 150 毫米、200 毫米；2 樓為 150 毫米。
2. 每個住宅物業的層與層之間的高度（指該樓層之石屎地台面與上一層石屎地台面之高度距離）：地庫為 3.5 米；地下為 4.1 米、4.15 米；1 樓為 3.45 米、3.5 米、3.55 米；2 樓為 3.5 米、3.55 米。
3. 因住宅物業的較高樓層的結構牆的厚度遞減，較高樓層的內部面積，一般比較低樓層的內部面積稍大。
4. 樓面平面圖之尺規所列數字為以毫米標示之建築結構尺寸。
5. 請參閱本售樓說明書第 19 及 20 頁之附註及圖例以協助解讀此部份的平面圖及其顯示之名詞及簡稱。

HOUSE 12
12 號洋房

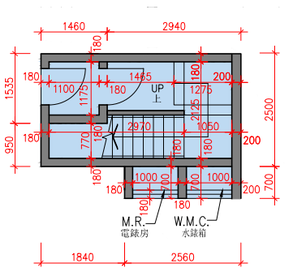

B/F
地庫

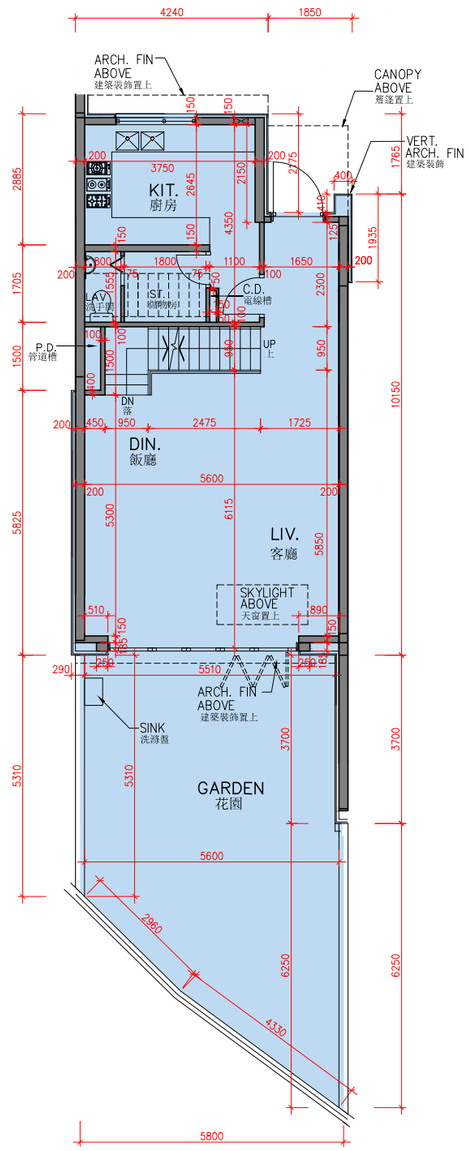

G/F
地下

0M/米 5M/米
Scale
比例尺

FLOOR PLANS OF RESIDENTIAL PROPERTIES IN THE DEVELOPMENT

發展項目的住宅物業的樓面平面圖

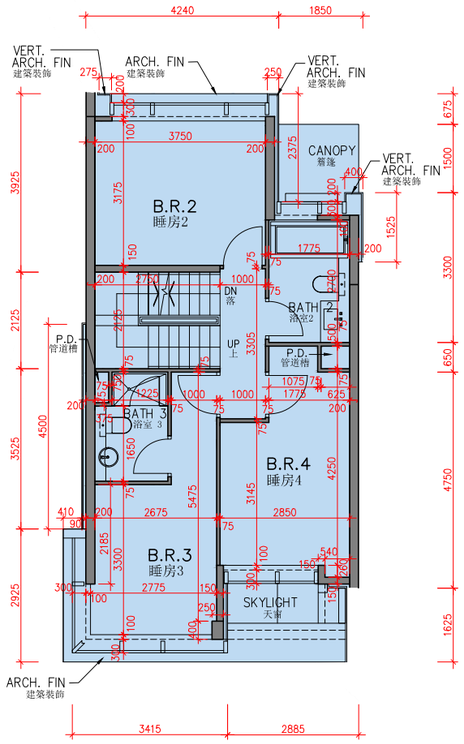

1/F
1 樓

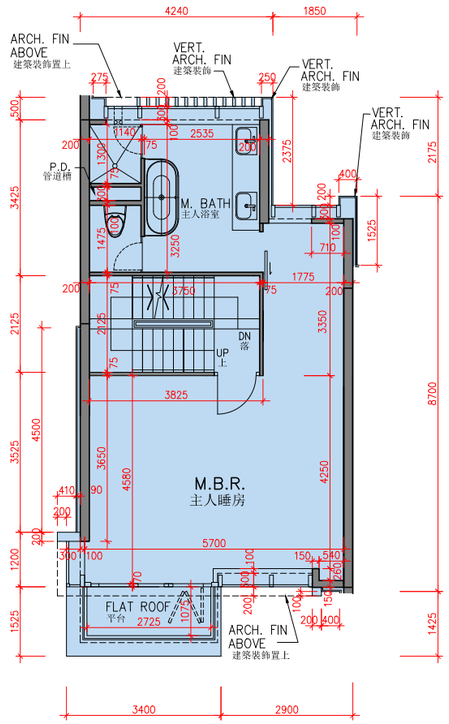

2/F
2 樓

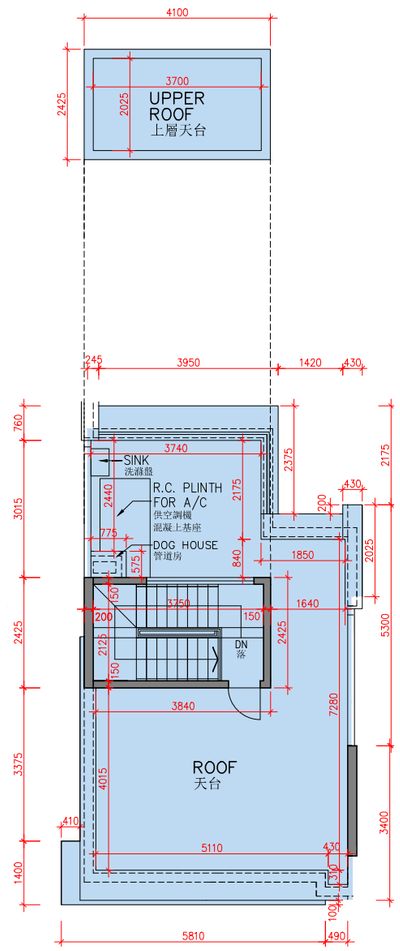

ROOF
天台

0M/米 5M/米
Scale
比例尺

1. The thickness of the floor slabs (excluding plaster) of each residential property: 175mm, 200mm for B/F; 150mm, 200mm for G/F - 1/F; 150mm for 2/F.
2. The floor-to-floor height of each residential property (refers to the height between the top surface of the structural slab of a floor and the top surface of the structural slab of its immediate upper floor): 3.7m for B/F; 4.1m, 4.15m for G/F; 3.45m, 3.5m, 3.55m for 1/F; 3.5m, 3.55m for 2/F.
3. The internal areas of the residential properties on the upper floors will generally be slightly larger than those on the lower floors because of the reducing thickness of the structural walls on the upper floors.
4. The dimensions on the floor plans are all structural dimensions in millimetres.
5. Please refer to P.19 and P.20 of this sales brochure for legend of the terms and abbreviations used on the floor plans.

1. 每個住宅物業的樓板（不包括灰泥）的厚度：地庫為 175 毫米、200 毫米；地下至 1 樓為 150 毫米、200 毫米；2 樓為 150 毫米。
2. 每個住宅物業的層與層之間的高度（指該樓層之石屎地台面與上一層石屎地台面之高度距離）：地庫為 3.7 米；地下為 4.1 米、4.15 米；1 樓為 3.45 米、3.5 米、3.55 米；2 樓為 3.5 米、3.55 米。
3. 因住宅物業的較高樓層的結構牆的厚度遞減，較高樓層的內部面積，一般比較低樓層的內部面積稍大。
4. 樓面平面圖之尺規所列數字為以毫米標示之建築結構尺寸。
5. 請參閱本售樓說明書第 19 及 20 頁之附註及圖例以協助解讀此部份的平面圖及其顯示之名詞及簡稱。

HOUSE 16
16 號洋房

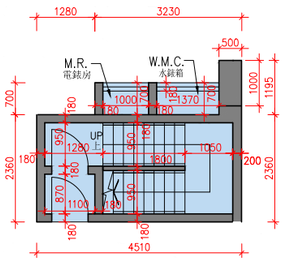

B/F
地庫

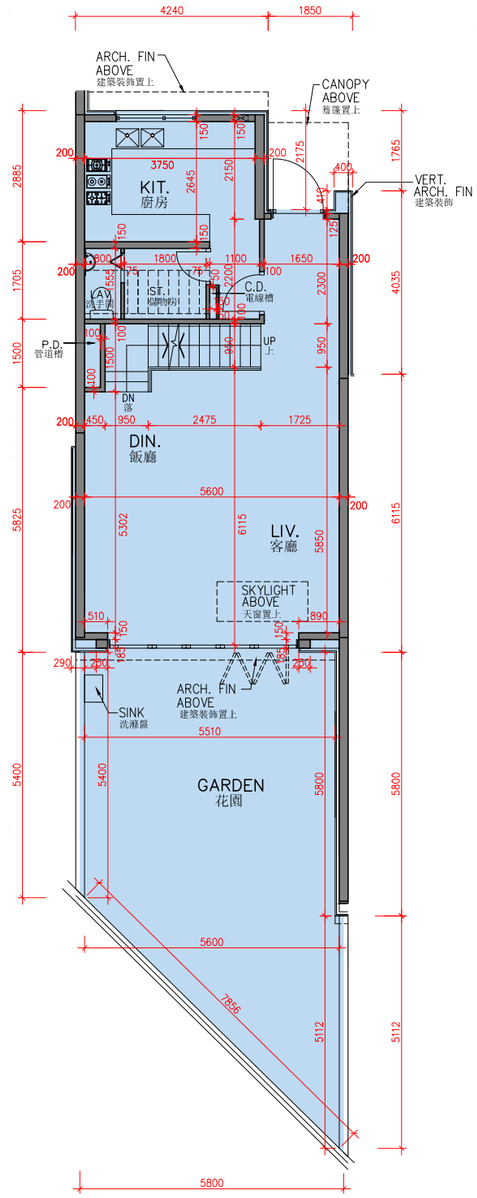

G/F
地下

0M/米 5M/米
Scale
比例尺

FLOOR PLANS OF RESIDENTIAL PROPERTIES IN THE DEVELOPMENT

發展項目的住宅物業的樓面平面圖

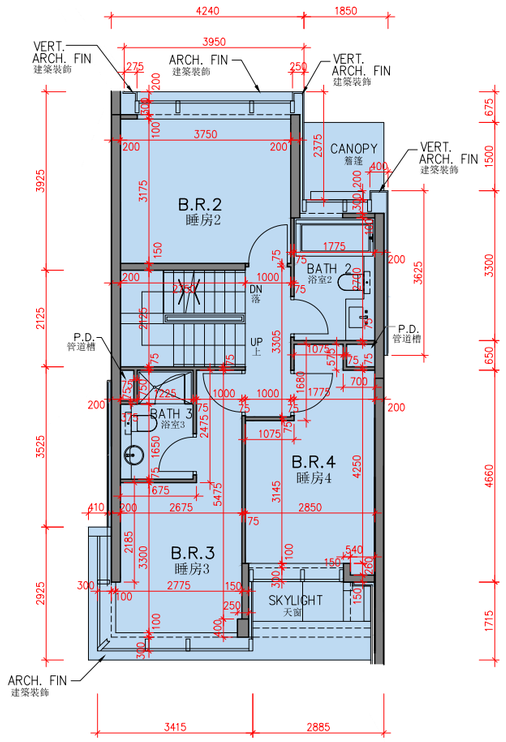

1/F
1 樓

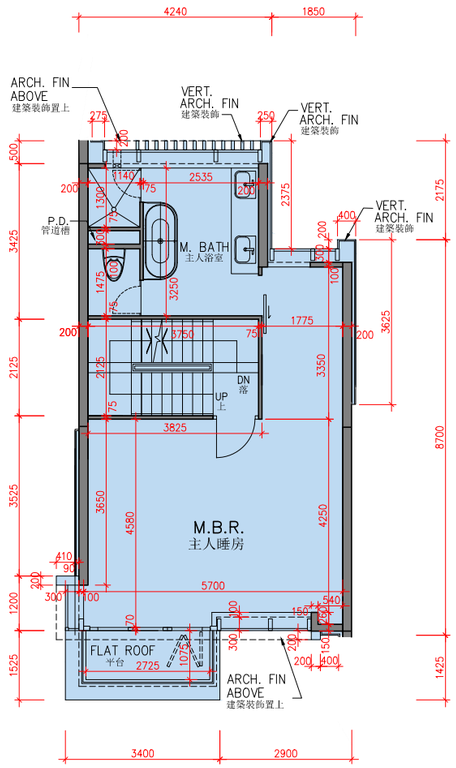

2/F
2 樓

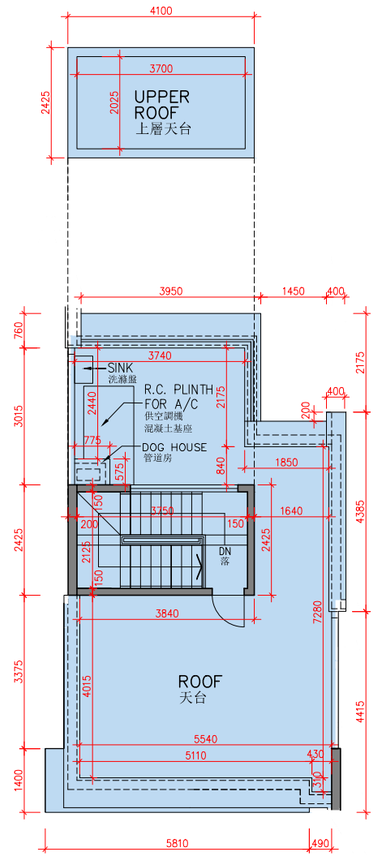

ROOF
天台

0M/米 5M/米
Scale
比例尺

1. The thickness of the floor slabs (excluding plaster) of each residential property: 175mm, 200mm for B/F; 150mm, 200mm for G/F - 1/F; 150mm for 2/F.
2. The floor-to-floor height of each residential property (refers to the height between the top surface of the structural slab of a floor and the top surface of the structural slab of its immediate upper floor): 4m for B/F; 4.1m, 4.15m for G/F; 3.45m, 3.5m, 3.55m for 1/F; 3.5m, 3.55m for 2/F.
3. The internal areas of the residential properties on the upper floors will generally be slightly larger than those on the lower floors because of the reducing thickness of the structural walls on the upper floors.
4. The dimensions on the floor plans are all structural dimensions in millimetres.
5. Please refer to P.19 and P.20 of this sales brochure for legend of the terms and abbreviations used on the floor plans.

1. 每個住宅物業的樓板（不包括灰泥）的厚度：地庫為 175 毫米、200 毫米；地下至 1 樓為 150 毫米、200 毫米；2 樓為 150 毫米。
2. 每個住宅物業的層與層之間的高度（指該樓層之石屎地台面與上一層石屎地台面之高度距離）：地庫為 4 米；地下為 4.1 米、4.15 米；1 樓為 3.45 米、3.5 米、3.55 米；2 樓為 3.5 米、3.55 米。
3. 因住宅物業的較高樓層的結構牆的厚度遞減，較高樓層的內部面積，一般比較低樓層的內部面積稍大。
4. 樓面平面圖之尺規所列數字為以毫米標示之建築結構尺寸。
5. 請參閱本售樓說明書第 19 及 20 頁之附註及圖例以協助解讀此部份的平面圖及其顯示之名詞及簡稱。

HOUSE 17
17 號洋房

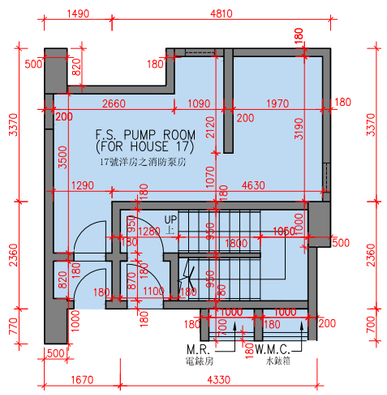

B/F
地庫

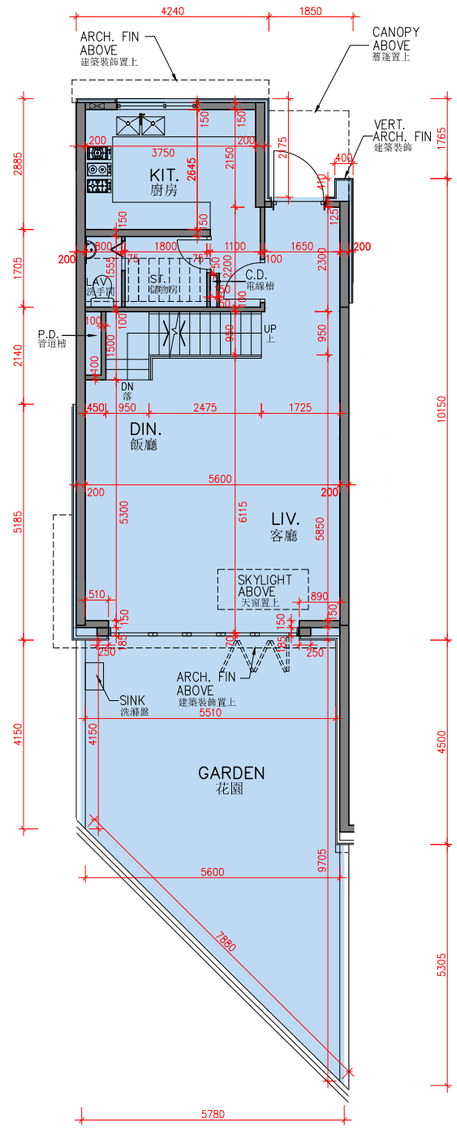

G/F
地下

0M/米 5M/米
Scale
比例尺

FLOOR PLANS OF RESIDENTIAL PROPERTIES IN THE DEVELOPMENT

發展項目的住宅物業的樓面平面圖

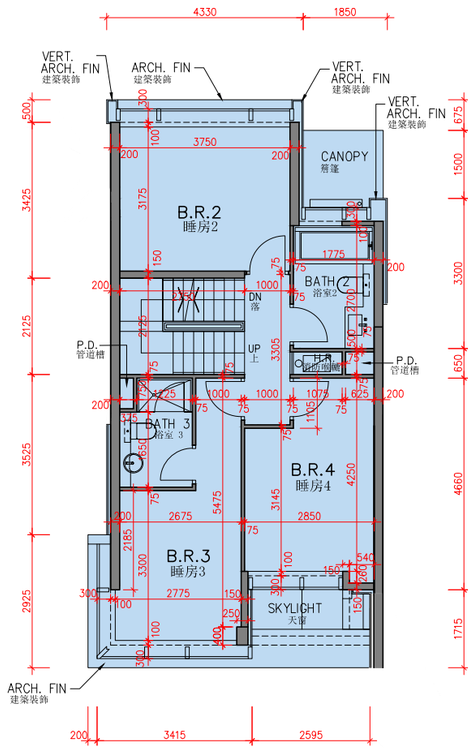

1/F
1 樓

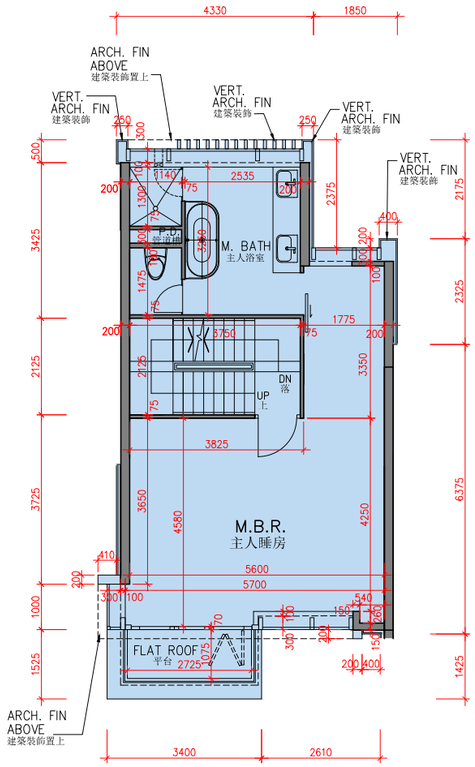

2/F
2 樓

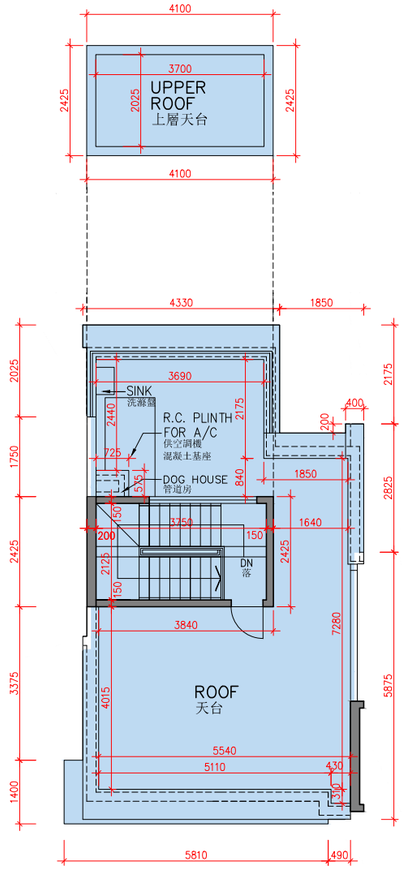

ROOF
天台

0M/米 5M/米
Scale
比例尺

1. The thickness of the floor slabs (excluding plaster) of each residential property: 175mm, 200mm for B/F; 150mm, 200mm for G/F - 1/F; 150mm for 2/F.
2. The floor-to-floor height of each residential property (refers to the height between the top surface of the structural slab of a floor and the top surface of the structural slab of its immediate upper floor): 4.6m for B/F; 4.1m, 4.15m for G/F; 3.45m, 3.5m, 3.55m for 1/F; 3.5m, 3.55m for 2/F.
3. The internal areas of the residential properties on the upper floors will generally be slightly larger than those on the lower floors because of the reducing thickness of the structural walls on the upper floors.
4. The dimensions on the floor plans are all structural dimensions in millimetres.
5. Please refer to P.19 and P.20 of this sales brochure for legend of the terms and abbreviations used on the floor plans.
6. The area of the F.S. Pump Room (191 sq. ft. / 17.738 sq. m.) of this House is not included in the saleable area or the area of the 10 items specified in Part 1 of Schedule 2 to the Residential Property (First-hand Sales) Ordinance.

1. 每個住宅物業的樓板（不包括灰泥）的厚度：地庫為 175 毫米、200 毫米；地下至 1 樓為 150 毫米、200 毫米；2 樓為 150 毫米。
2. 每個住宅物業的層與層之間的高度（指該樓層之石屎地台面與上一層石屎地台面之高度距離）：地庫為 4.6 米；地下為 4.1 米、4.15 米；1 樓為 3.45 米、3.5 米、3.55 米；2 樓為 3.5 米、3.55 米。
3. 因住宅物業的較高樓層的結構牆的厚度遞減，較高樓層的內部面積，一般比較低樓層的內部面積稍大。
4. 樓面平面圖之尺規所列數字為以毫米標示之建築結構尺寸。
5. 請參閱本售樓說明書第 19 及 20 頁之附註及圖例以協助解讀此部份的平面圖及其顯示之名詞及簡稱。
6. 本洋房的消防泵房面積（191 平方呎 / 17.738 平方米）並不包括在實用面積或《一手住宅物業銷售條例》附表 2 第 1 部所指明的 10 個項目的面積之內。

HOUSE 18
18 號洋房

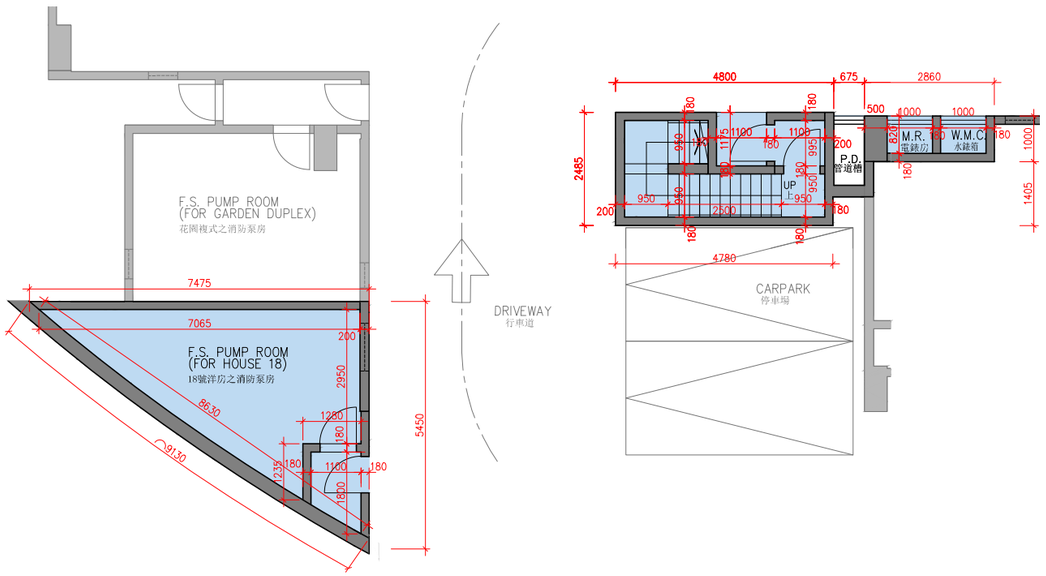

B/F
地庫

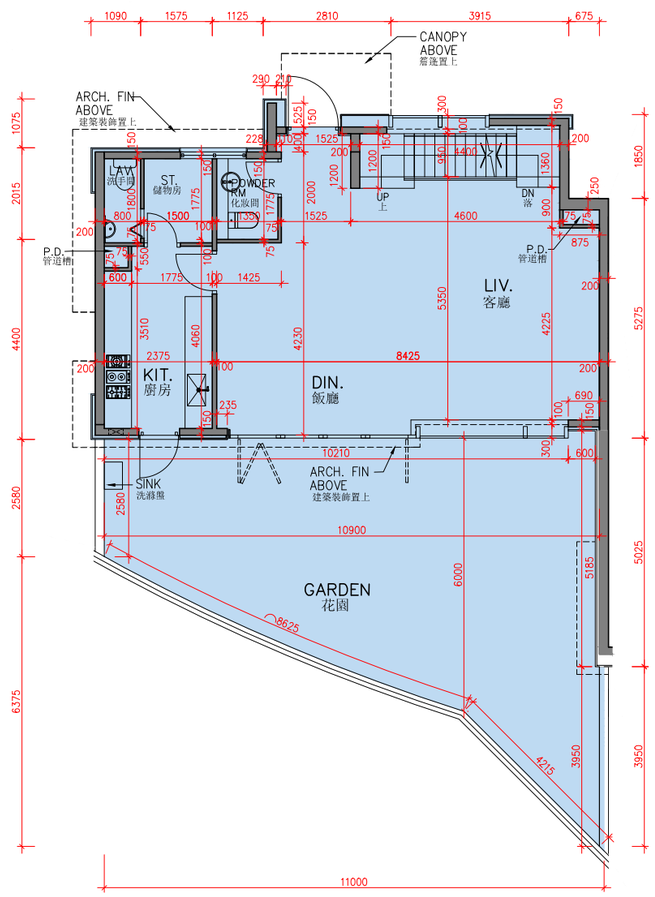

G/F
地下

0M/米 5M/米
Scale
比例尺

FLOOR PLANS OF RESIDENTIAL PROPERTIES IN THE DEVELOPMENT

發展項目的住宅物業的樓面平面圖

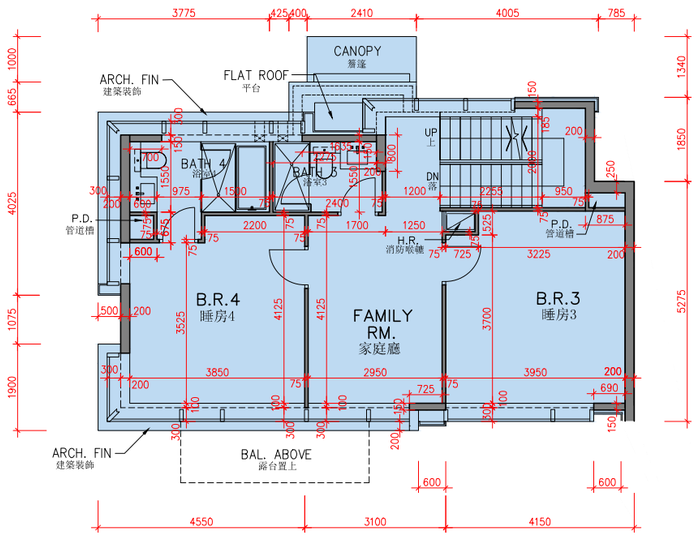

1/F
1 樓

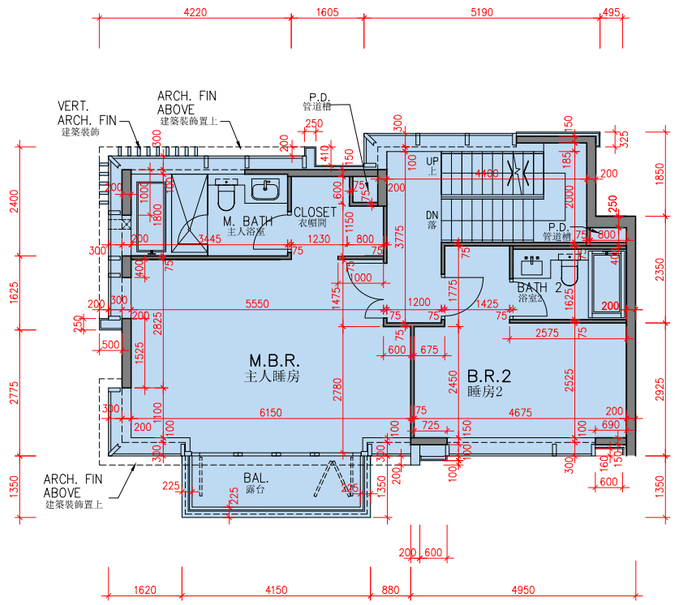

2/F
2 樓

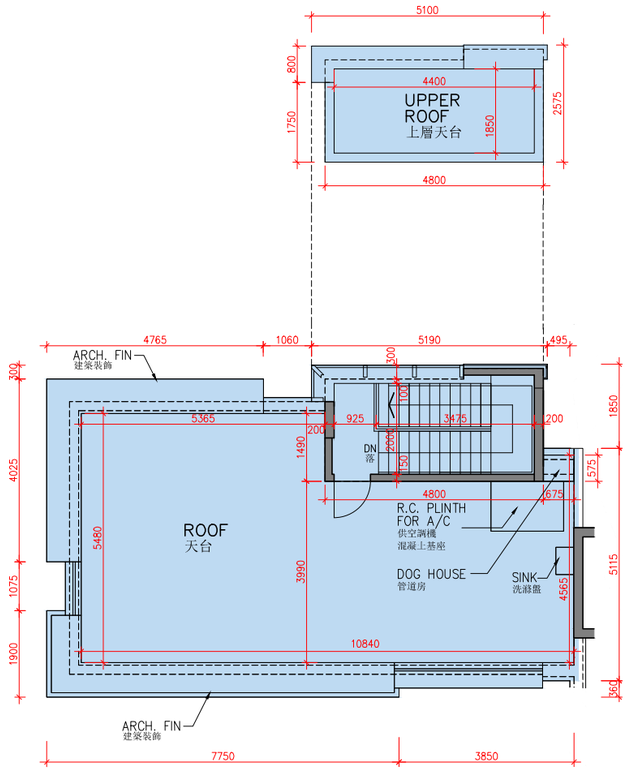

ROOF
天台

0M/米 5M/米
Scale
比例尺

1. The thickness of the floor slabs (excluding plaster) of each residential property: 175mm for B/F; 150mm, 175mm for G/F - 2/F.
2. The floor-to-floor height of each residential property (refers to the height between the top surface of the structural slab of a floor and the top surface of the structural slab of its immediate upper floor): 4.6m for B/F; 4.1m, 4.15m for G/F; 3.45m, 3.5m, 3.55m for 1/F; 3.5m, 3.55m for 2/F.
3. The internal areas of the residential properties on the upper floors will generally be slightly larger than those on the lower floors because of the reducing thickness of the structural walls on the upper floors.
4. The dimensions on the floor plans are all structural dimensions in millimetres.
5. Please refer to P.19 and P.20 of this sales brochure for legend of the terms and abbreviations used on the floor plans.
6. The area of the F.S. Pump Room (178 sq. ft. / 16.578 sq. m.) of this House is not included in the saleable area or the area of the 10 items specified in Part 1 of Schedule 2 to the Residential Property (First-hand Sales) Ordinance.

1. 每個住宅物業的樓板（不包括灰泥）的厚度：地庫為 175 毫米；地下至 2 樓為 150 毫米、175 毫米。
2. 每個住宅物業的層與層之間的高度（指該樓層之石屎地台面與上一層石屎地台面之高度距離）：地庫為 4.6 米；地下為 4.1 米、4.15 米；1 樓為 3.45 米、3.5 米、3.55 米；2 樓為 3.5 米、3.55 米。
3. 因住宅物業的較高樓層的結構牆的厚度遞減，較高樓層的內部面積，一般比較低樓層的內部面積稍大。
4. 樓面平面圖之尺規所列數字為以毫米標示之建築結構尺寸。
5. 請參閱本售樓說明書第 19 及 20 頁之附註及圖例以協助解讀此部份的平面圖及其顯示之名詞及簡稱。
6. 本洋房的消防泵房面積（178 平方呎 / 16.578 平方米）並不包括在實用面積或《一手住宅物業銷售條例》附表 2 第 1 部所指明的 10 個項目的面積之內。

Garden Duplex
花園複式

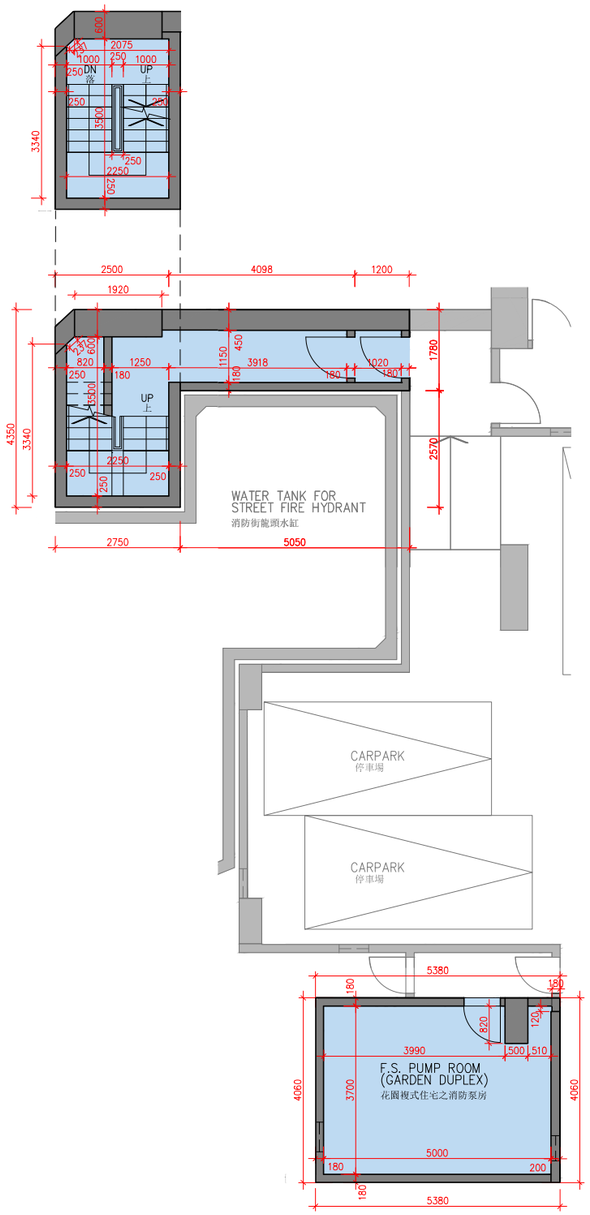

B/F
地庫

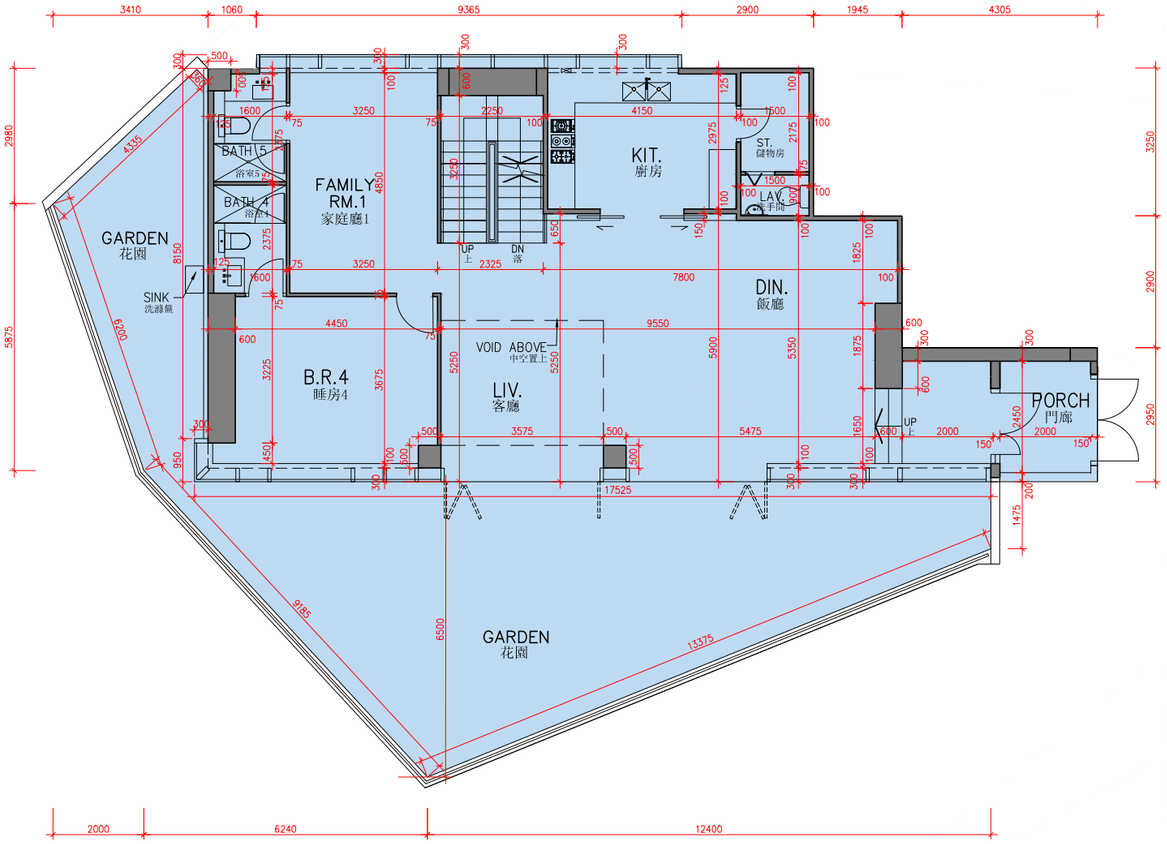

G/F
地下

0M/米 5M/米
Scale
比例尺

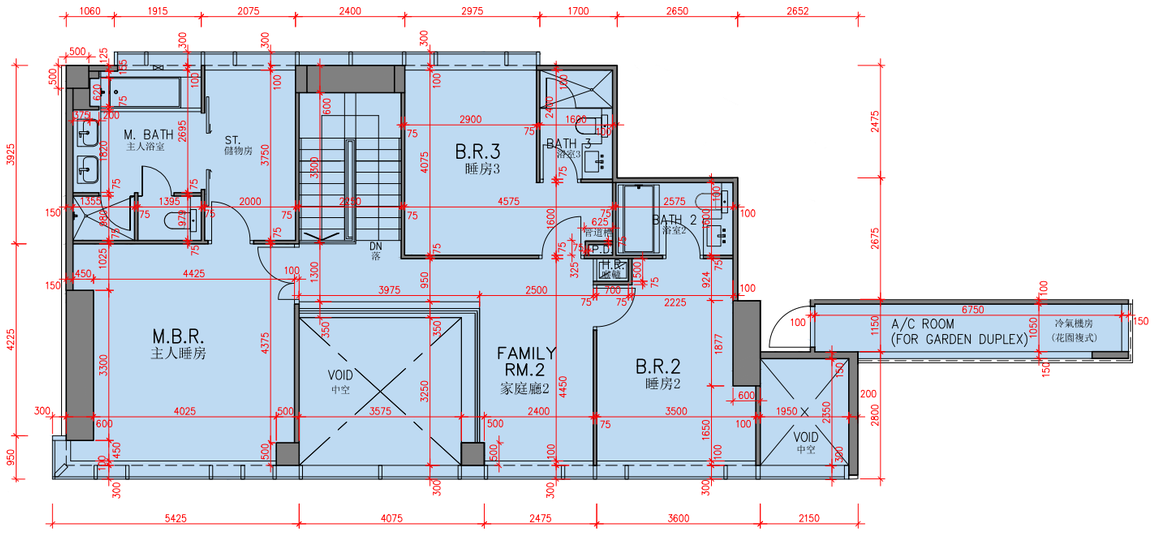

1/F
1 樓

0M/米 5M/米
Scale
比例尺

1. The thickness of the floor slabs (excluding plaster) of each residential property: 175mm for B/F; 150mm, 200mm, 225mm for G/F; 150mm, 175mm, 225mm for 1/F.
2. The floor-to-floor height of each residential property (refers to the height between the top surface of the structural slab of a floor and the top surface of the structural slab of its immediate upper floor): 2.95m for B/F; 3.45m, 3.5m, 3.825m, 3.875m, 4.3m for G/F; 3.5m, 3.55m for 1/F.
3. The internal areas of the residential properties on the upper floors will generally be slightly larger than those on the lower floors because of the reducing thickness of the structural walls on the upper floors.
4. The dimensions on the floor plans are all structural dimensions in millimetres.
5. Please refer to P.19 and P.20 of this sales brochure for legend of the terms and abbreviations used on the floor plans.
6. The areas of the Porch (53 sq. ft. / 4.900 sq. m.) and F.S. Pump Room (195 sq. ft. / 18.094 sq. m.) of this Garden Duplex are not included in the saleable area or the area of the 10 items specified in Part 1 of Schedule 2 to the Residential Property (First-hand Sales) Ordinance.

1. 每個住宅物業的樓板(不包括灰泥)的厚度：地庫為 175 毫米；地下為 150 毫米、200 毫米、225 毫米；1 樓為 150 毫米、175 毫米、225 毫米。
2. 每個住宅物業的層與層之間的高度(指該樓層之石屎地台面與上一層石屎地台面之高度距離)：地庫為 2.95 米；地下為 3.45 米、3.5 米、3.825 米、3.875 米、4.3 米；1 樓為 3.5 米、3.55 米。
3. 因住宅物業的較高樓層的結構牆的厚度遞減，較高樓層的內部面積，一般比較低樓層的內部面積稍大。
4. 樓面平面圖之尺規所列數字為以毫米標示之建築結構尺寸。
5. 請參閱本售樓說明書第 19 及 20 頁之附註及圖例以協助解讀此部份的平面圖及其顯示之名詞及簡稱。
6. 本花園複式的門廊面積(53 平方呎 / 4.900 平方米)及消防泵房面積(195 平方呎 / 18.094 平方米)並不包括在實用面積或《一手住宅物業銷售條例》附表 2 第 1 部所指明的 10 個項目的面積之內。

TOWER 1 2/F FLOOR PLAN
第一座 2 樓平面圖

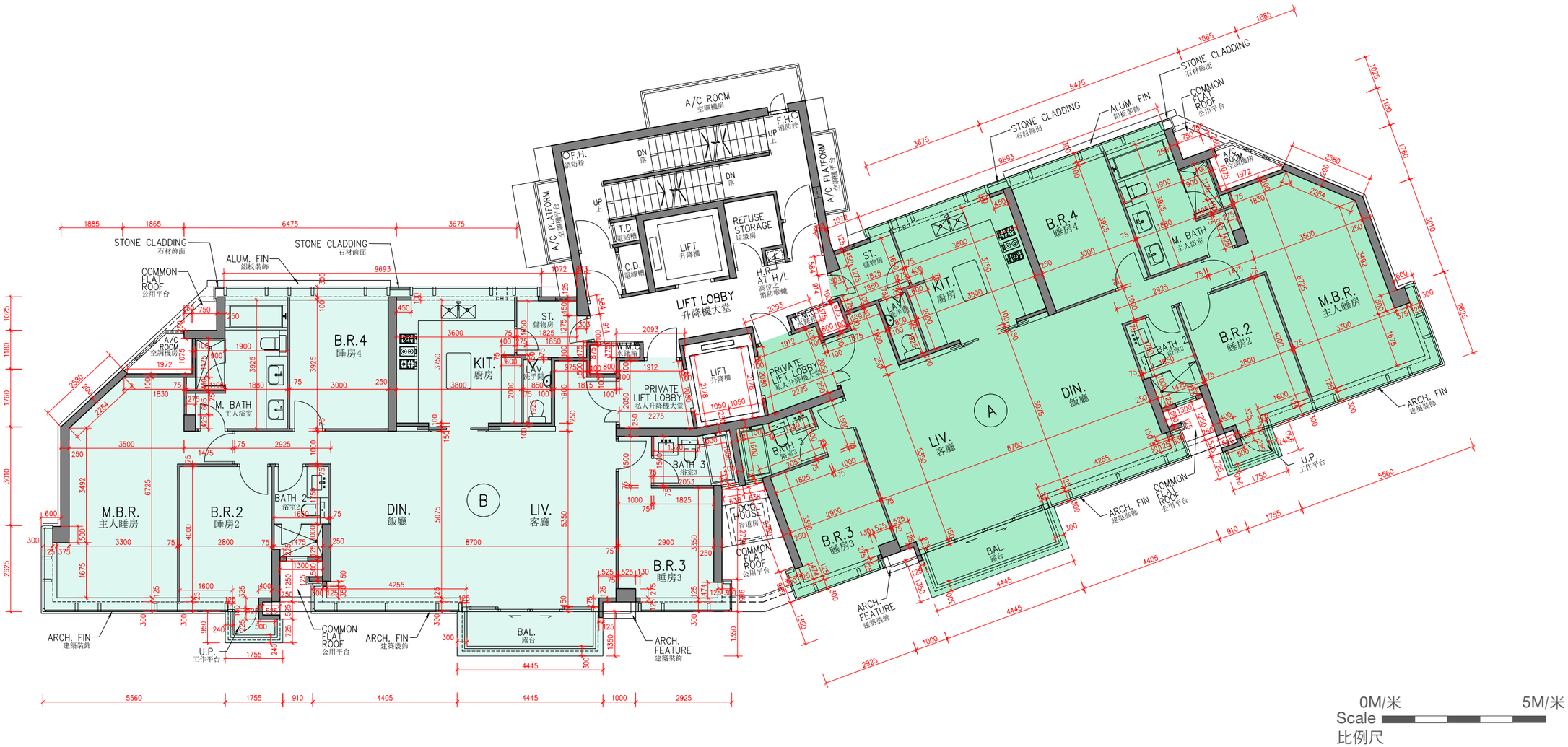

1. The thickness of the floor slabs (excluding plaster) of each residential property (including Unit A & Unit B) is 150mm, 200mm.
2. The floor-to-floor height of each residential property (including Unit A & Unit B) (refers to the height between the top surface of the structural slab of a floor and the top surface of the structural slab of its immediate upper floor): 3.15m, 3.3m, 3.4m, 3.45m, 3.5m, 3.55m.
3. The internal areas of the residential properties on the upper floors will generally be slightly larger than those on the lower floors because of the reducing thickness of the structural walls on the upper floors.
4. The dimensions on the floor plans are all structural dimensions in millimetres.
5. Please refer to P.19 and P.20 of this sales brochure for legend of the terms and abbreviations used on the floor plans.

1. 每個住宅物業（包括 A 單位及 B 單位）的樓板（不包括灰泥）的厚度為 150 毫米、200 毫米。
2. 每個住宅物業（包括 A 單位及 B 單位）的層與層之間的高度（指該樓層之石屎地台面與上一層石屎地台面之高度距離）：3.15 米、3.3 米、3.4 米、3.45 米、3.5 米、3.55 米。
3. 因住宅物業的較高樓層的結構牆的厚度遞減，較高樓層的內部面積，一般比較低樓層的內部面積稍大。
4. 樓面平面圖之尺規所列數字為以毫米標示之建築結構尺寸。
5. 請參閱本售樓說明書第 19 及 20 頁之附註及圖例以協助解讀此部份的平面圖及其顯示之名詞及簡稱。

TOWER 1 3/F, 5/F - 8/F FLOOR PLAN
第一座 3 樓、5 樓至 8 樓平面圖

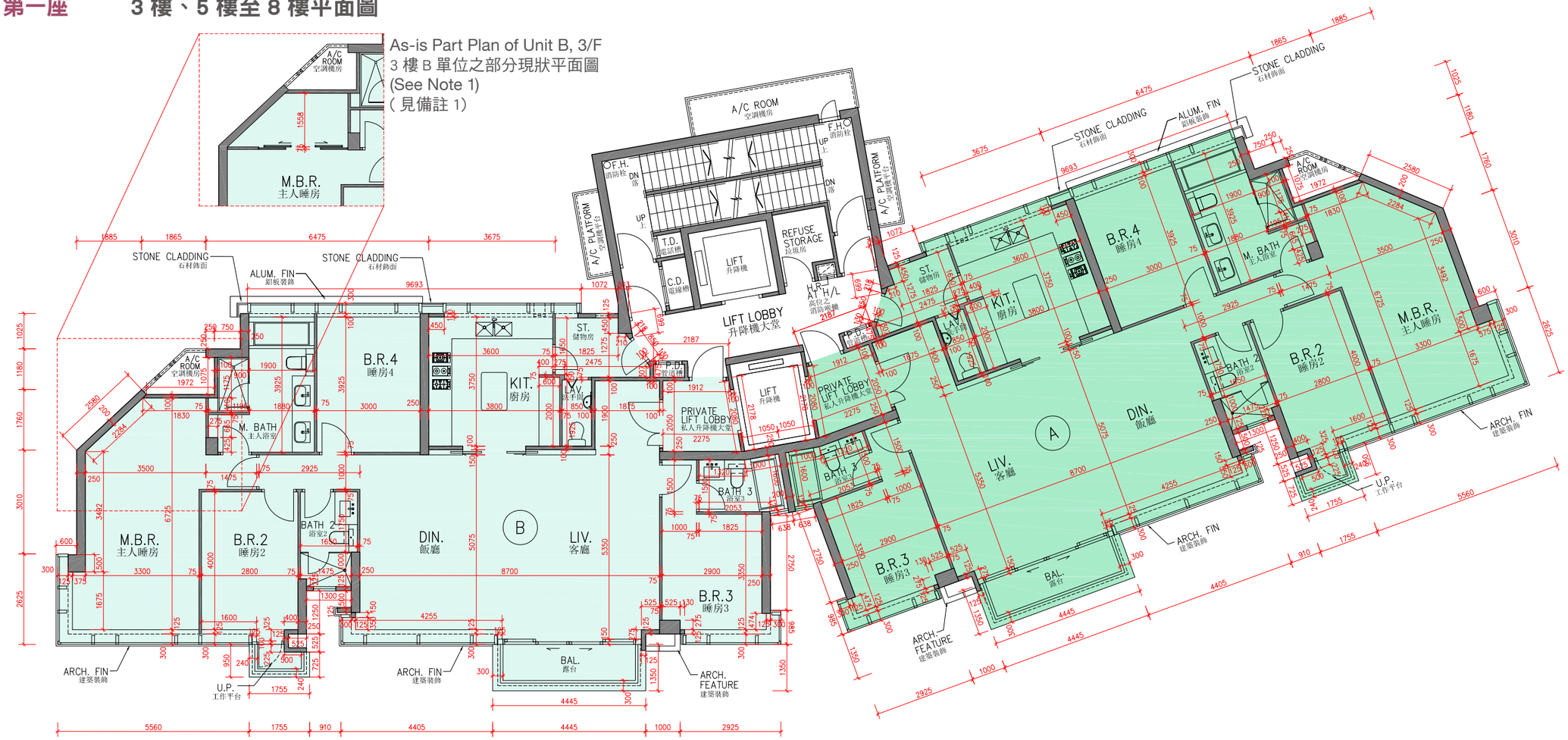

Note:

1. Sliding door has been added in Master Bedroom. Such alterations to the approved building plans are by way of exempted building works under the Buildings Ordinance.

備註：

1. 於主人睡房已加建趟門。上述對建築事務監督的經批准一般建築圖則的改動是在《建築物條例》內的豁免建築工程。

0M/米 5M/米
Scale
比例尺

1. The thickness of the floor slabs (excluding plaster) of each residential property (including Unit A & Unit B) is 150mm, 200mm.
2. The floor-to-floor height of each residential property (including Unit A & Unit B) (refers to the height between the top surface of the structural slab of a floor and the top surface of the structural slab of its immediate upper floor): (3/F, 5/F - 7/F) 3.5m; (8/F) 3.15m, 3.5m, 3.55m, 3.7m, 3.85m.
3. The internal areas of the residential properties on the upper floors will generally be slightly larger than those on the lower floors because of the reducing thickness of the structural walls on the upper floors.
4. The dimensions on the floor plans are all structural dimensions in millimetres.
5. Please refer to P.19 and P.20 of this sales brochure for legend of the terms and abbreviations used on the floor plans.

1. 每個住宅物業（包括 A 單位及 B 單位）的樓板（不包括灰泥）的厚度為 150 毫米、200 毫米。
2. 每個住宅物業（包括 A 單位及 B 單位）的層與層之間的高度（指該樓層之石屎地台面與上一層石屎地台面之高度距離）：(3 樓、5 樓至 7 樓）3.5 米；(8 樓）3.15 米、3.5 米、3.55 米、3.7 米、3.85 米。
3. 因住宅物業的較高樓層的結構牆的厚度遞減，較高樓層的內部面積，一般比較低樓層的內部面積稍大。
4. 樓面平面圖之尺規所列數字為以毫米標示之建築結構尺寸。
5. 請參閱本售樓說明書第 19 及 20 頁之附註及圖例以協助解讀此部份的平面圖及其顯示之名詞及簡稱。

TOWER 1 第一座 9/F FLOOR PLAN 9 樓平面圖

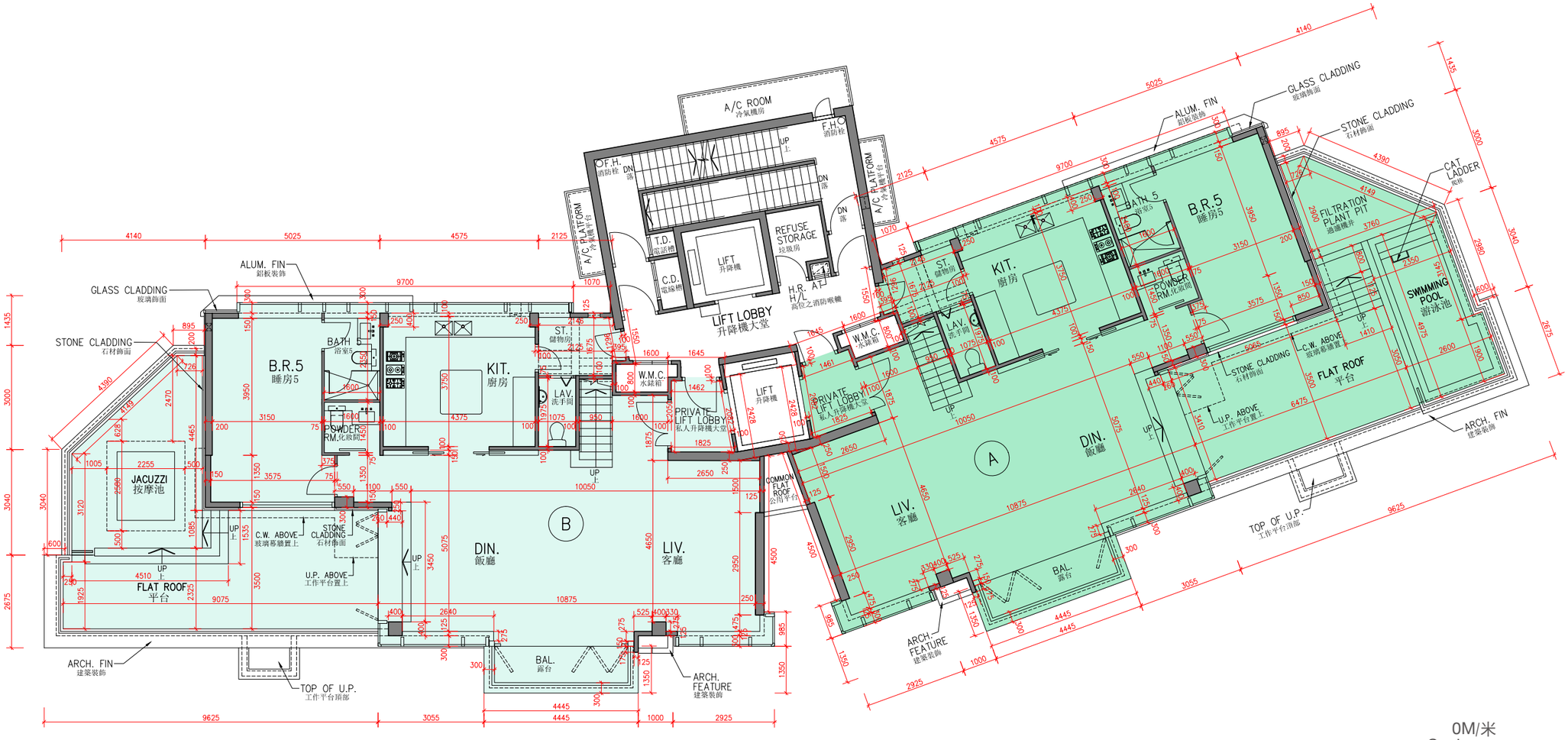

0M/米 5M/米
Scale
比例尺

1. The thickness of the floor slabs (excluding plaster) of each residential property (including Unit A & Unit B) is 150mm, 175mm, 200mm.
2. The floor-to-floor height of each residential property (including Unit A & Unit B) (refers to the height between the top surface of the structural slab of a floor and the top surface of the structural slab of its immediate upper floor): 3.45m, 3.5m, 3.8m, 3.85m.
3. The internal areas of the residential properties on the upper floors will generally be slightly larger than those on the lower floors because of the reducing thickness of the structural walls on the upper floors.
4. The dimensions on the floor plans are all structural dimensions in millimetres.
5. Please refer to P.19 and P.20 of this sales brochure for legend of the terms and abbreviations used on the floor plans.

1. 每個住宅物業（包括 A 單位及 B 單位）的樓板（不包括灰泥）的厚度為 150 毫米、175 毫米、200 毫米。
2. 每個住宅物業（包括 A 單位及 B 單位）的層與層之間的高度（指該樓層之石屎地台面與上一層石屎地台面之高度距離）：3.45 米、3.5 米、3.8 米、3.85 米。
3. 因住宅物業的較高樓層的結構牆的厚度遞減，較高樓層的內部面積，一般比較低樓層的內部面積稍大。
4. 樓面平面圖之尺規所列數字為以毫米標示之建築結構尺寸。
5. 請參閱本售樓說明書第 19 及 20 頁之附註及圖例以協助解讀此部份的平面圖及其顯示之名詞及簡稱。

TOWER 1 10/F FLOOR PLAN
第一座 10 樓平面圖

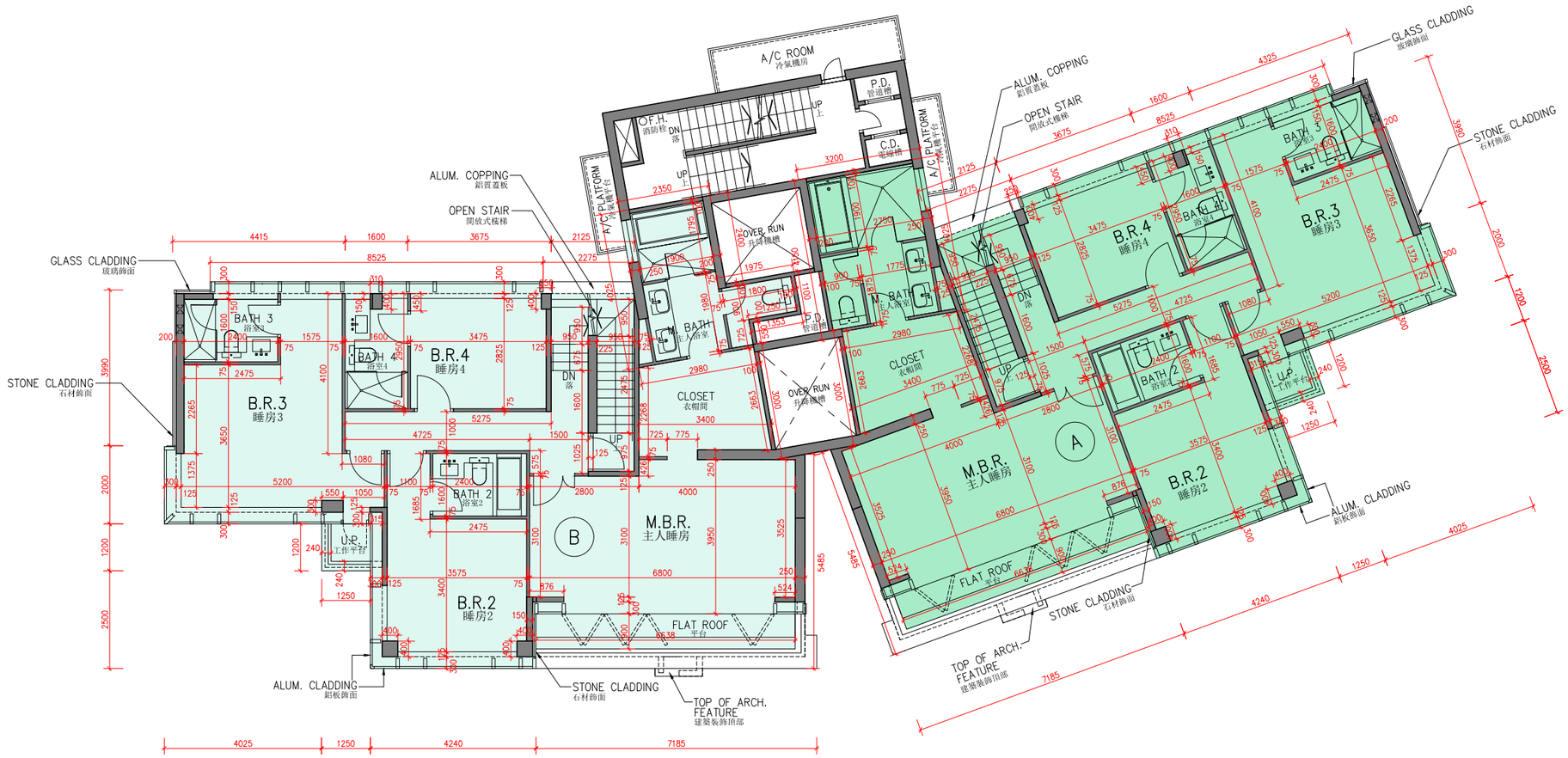

0M/米 5M/米
Scale
比例尺

1. The thickness of the floor slabs (excluding plaster) of each residential property (including Unit A & Unit B) is 150mm, 175mm, 200mm, 250mm.
2. The floor-to-floor height of each residential property (including Unit A & Unit B) (refers to the height between the top surface of the structural slab of a floor and the top surface of the structural slab of its immediate upper floor) : 3.5m, 3.55m.
3. The internal areas of the residential properties on the upper floors will generally be slightly larger than those on the lower floors because of the reducing thickness of the structural walls on the upper floors.
4. The dimensions on the floor plans are all structural dimensions in millimetres.
5. Please refer to P.19 and P.20 of this sales brochure for legend of the terms and abbreviations used on the floor plans.

1. 每個住宅物業（包括 A 單位及 B 單位）的樓板（不包括灰泥）的厚度為 150 毫米、175 毫米、200 毫、250 毫米。
2. 每個住宅物業（包括 A 單位及 B 單位）的層與層之間的高度（指該樓層之石屎地台面與上一層石屎地台面之高度距離）：3.5 米、3.55 米。
3. 因住宅物業的較高樓層的結構牆的厚度遞減，較高樓層的內部面積，一般比較低樓層的內部面積稍大。
4. 樓面平面圖之尺規所列數字為以毫米標示之建築結構尺寸。
5. 請參閱本售樓說明書第 19 及 20 頁之附註及圖例以協助解讀此部份的平面圖及其顯示之名詞及簡稱。

TOWER 1 第一座 ROOF PLAN 天台平面圖

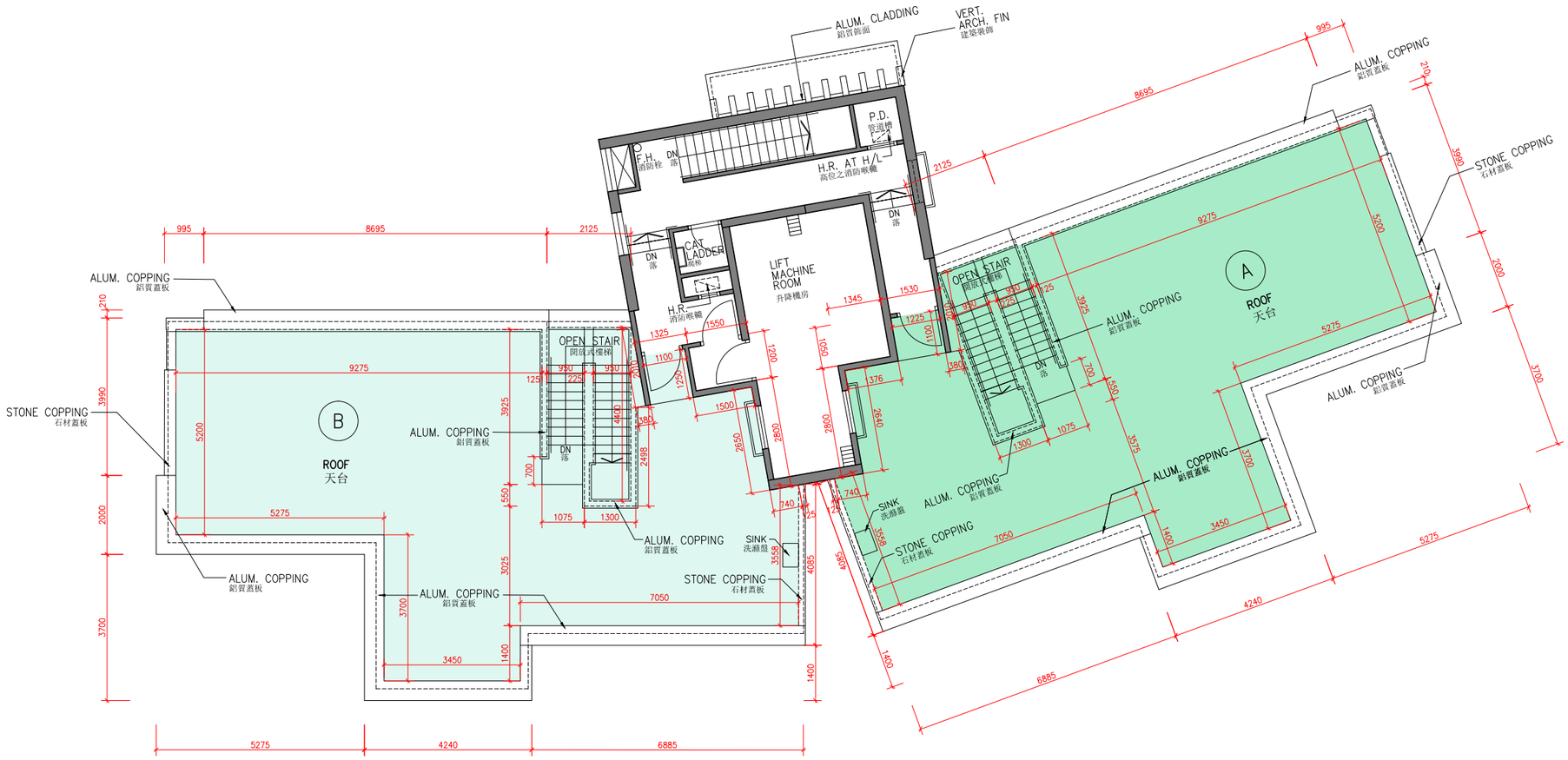

0M/米 5M/米
Scale
比例尺

1. The thickness of the floor slabs (excluding plaster) of each residential property (including Unit A & Unit B): Not applicable.
2. The floor-to-floor height of each residential property (including Unit A & Unit B) (refers to the height between the top surface of the structural slab of a floor and the top surface of the structural slab of its immediate upper floor) Not applicable.
3. The internal areas of the residential properties on the upper floors will generally be slightly larger than those on the lower floors because of the reducing thickness of the structural walls on the upper floors.
4. The dimensions on the floor plans are all structural dimensions in millimetres.
5. Please refer to P.19 and P.20 of this sales brochure for legend of the terms and abbreviations used on the floor plans.

1. 每個住宅物業（包括 A 單位及 B 單位）的樓板（不包括灰泥）的厚度：不適用。
2. 每個住宅物業（包括 A 單位及 B 單位）的層與層之間的高度（指該樓層之石屎地台面與上一層石屎地台面之高度距離）：不適用。
3. 因住宅物業的較高樓層的結構牆的厚度遞減，較高樓層的內部面積，一般比較低樓層的內部面積稍大。
4. 樓面平面圖之尺規所列數字為以毫米標示之建築結構尺寸。
5. 請參閱本售樓說明書第 19 及 20 頁之附註及圖例以協助解讀此部份的平面圖及其顯示之名詞及簡稱。

TOWER 2 3/F FLOOR PLAN
第二座 3 樓平面圖

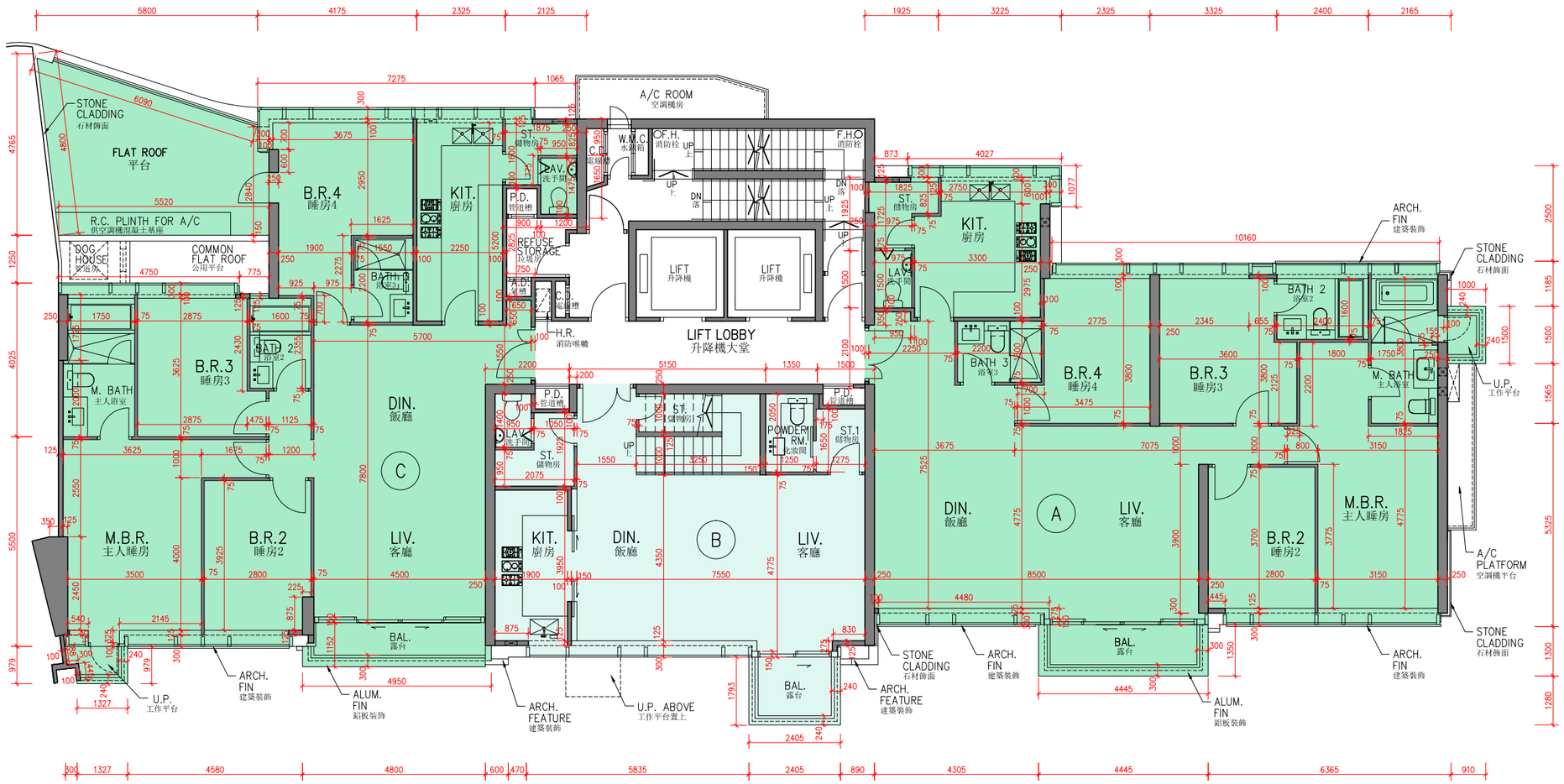

0M/米 5M/米
Scale
比例尺

1. The thickness of the floor slabs (excluding plaster) of each residential property (including Unit A, Unit B and Unit C) is 150mm, 175mm.
2. The floor-to-floor height of each residential property (refers to the height between the top surface of the structural slab of a floor and the top surface of the structural slab of its immediate upper floor): (Unit A) 2.75m, 3m, 3.05m, 3.1m, 3.35m; (Unit B) 3m, 3.1m, 3.35m; (Unit C) 2.75m, 3m, 3.05m, 3.1m, 3.3m, 3.35m.
3. The internal areas of the residential properties on the upper floors will generally be slightly larger than those on the lower floors because of the reducing thickness of the structural walls on the upper floors.
4. The dimensions on the floor plans are all structural dimensions in millimetres.
5. Please refer to P.19 and P.20 of this sales brochure for legend of the terms and abbreviations used on the floor plans.

1. 每個住宅物業（包括 A 單位，B 單位及 C 單位）的樓板（不包括灰泥）的厚度為 150 毫米、175 毫米。
2. 每個住宅物業的層與層之間的高度（指該樓層之石屎地台面與上一層石屎地台面之高度距離）：(A 單位）2.75 米、3 米、3.05 米、3.1 米、3.35 米；(B 單位）3 米、3.1 米、3.35 米；(C 單位）2.75 米、3 米、3.05 米、3.1 米、3.3 米、3.35 米。
3. 因住宅物業的較高樓層的結構牆的厚度遞減，較高樓層的內部面積，一般比較低樓層的內部面積稍大。
4. 樓面平面圖之尺規所列數字為以毫米標示之建築結構尺寸。
5. 請參閱本售樓說明書第 19 及 20 頁之附註及圖例以協助解讀此部份的平面圖及其顯示之名詞及簡稱。

TOWER 2 第二座 5/F & 7/F FLOOR PLAN 5 樓及 7 樓平面圖

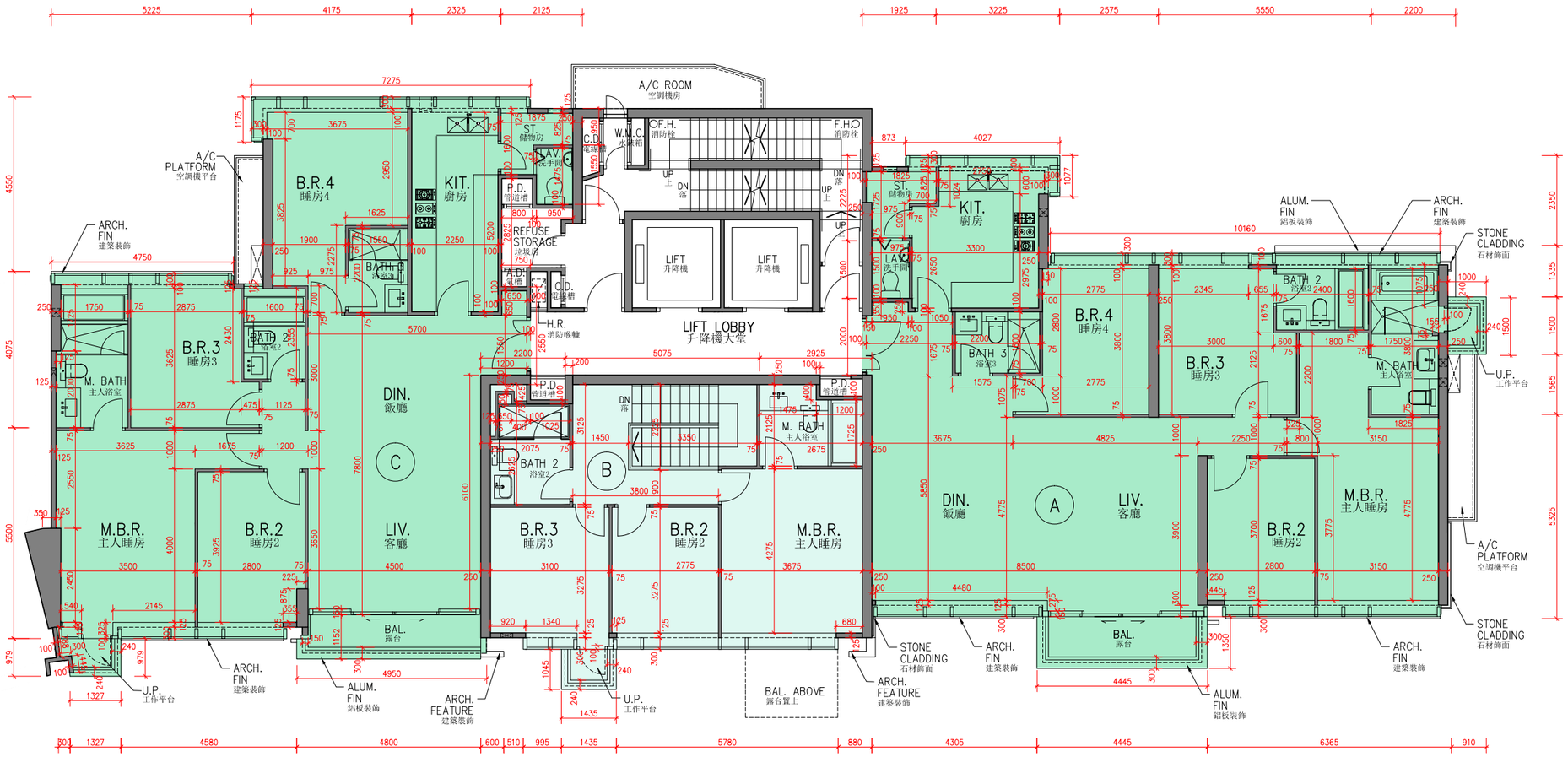

0M/米 5M/米
Scale
比例尺

1. The thickness of the floor slabs (excluding plaster) of each residential property (including Unit A, Unit B and Unit C) is: 150mm, 175mm.
2. The floor-to-floor height of each residential property (refers to the height between the top surface of the structural slab of a floor and the top surface of the structural slab of its immediate upper floor): (Unit A) 3.1m, (Unit B) 3.1m, 3.45m; (Unit C) 3.1m.
3. The internal areas of the residential properties on the upper floors will generally be slightly larger than those on the lower floors because of the reducing thickness of the structural walls on the upper floors.
4. The dimensions on the floor plans are all structural dimensions in millimetres.
5. Please refer to P.19 and P.20 of this sales brochure for legend of the terms and abbreviations used on the floor plans.

1. 每個住宅物業（包括 A 單位，B 單位及 C 單位）的樓板（不包括灰泥）的厚度為 :150 毫米、175 毫米。
2. 每個住宅物業的層與層之間的高度（指該樓層之石屎地台面與上一層石屎地台面之高度距離）：(A 單位）3.1 米；(B 單位）3.1 米、3.45 米；(C 單位）3.1 米。
3. 因住宅物業的較高樓層的結構牆的厚度遞減，較高樓層的內部面積，一般比較低樓層的內部面積稍大。
4. 樓面平面圖之尺規所列數字為以毫米標示之建築結構尺寸。
5. 請參閱本售樓說明書第 19 及 20 頁之附註及圖例以協助解讀此部份的平面圖及其顯示之名詞及簡稱。

TOWER 2 第二座 6/F & 8/F FLOOR PLAN 6 樓及 8 樓平面圖

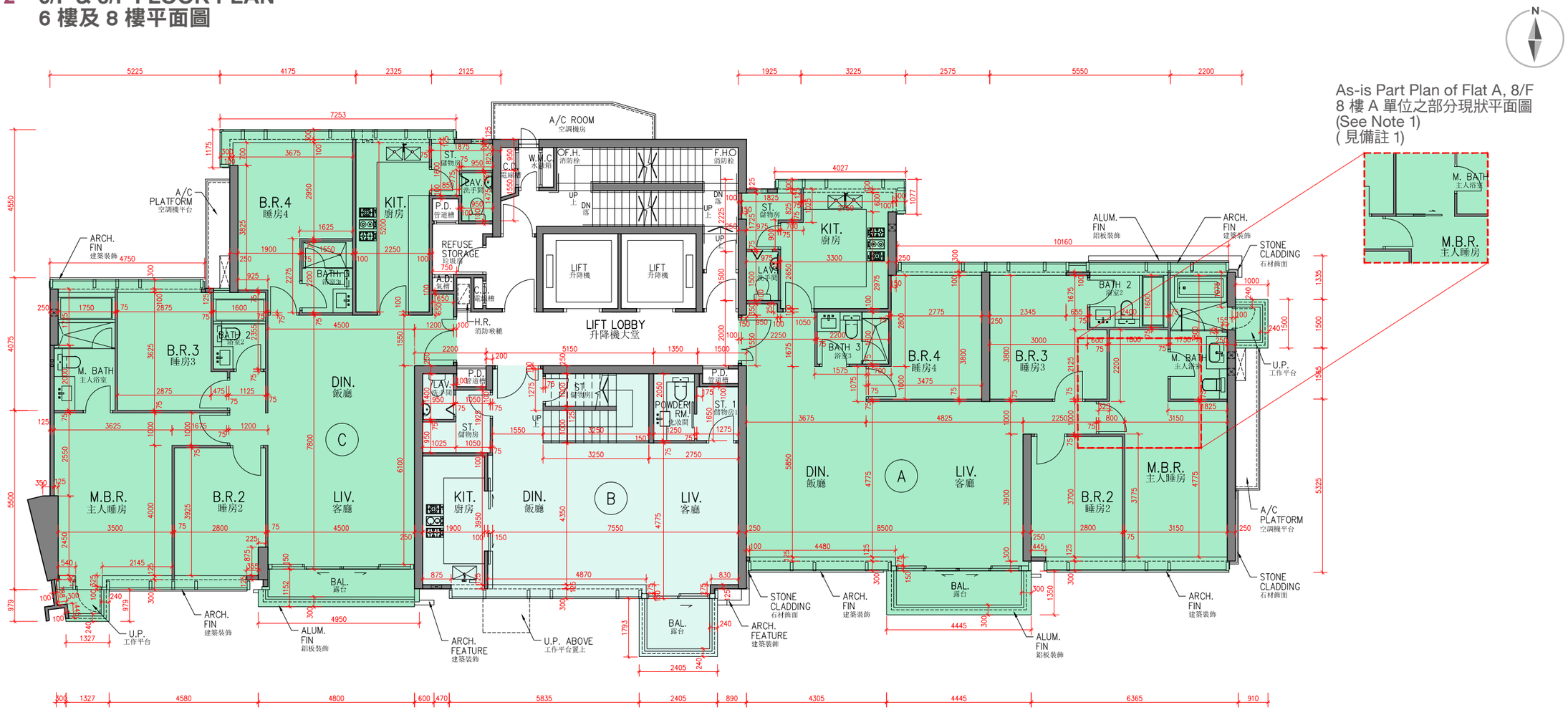

Note:
1. Sliding door has been added in Master Bedroom. Such alterations to the approved building plans are by way of exempted building works under the Buildings Ordinance.

備註 :
1. 於主人睡房已加建趟門。上述對建築事務監督的經批准一般建築圖則的改動是在《建築物條例》內的豁免建築工程。

0M/米 5M/米
Scale
比例尺

1. The thickness of the floor slabs (excluding plaster) of each residential property (including Unit A, Unit B and Unit C) is 150mm, 175mm.
2. The floor-to-floor height of each residential property (refers to the height between the top surface of the structural slab of a floor and the top surface of the structural slab of its immediate upper floor): (Unit A) 3.1m; (Unit B) 2.75m, 3.1m; (Unit C) 3.1m.
3. The internal areas of the residential properties on the upper floors will generally be slightly larger than those on the lower floors because of the reducing thickness of the structural walls on the upper floors.
4. The dimensions on the floor plans are all structural dimensions in millimetres.
5. Please refer to P.19 and P.20 of this sales brochure for legend of the terms and abbreviations used on the floor plans.

1. 每個住宅物業 (包括 A 單位 , B 單位及 C 單位) 的樓板 (不包括灰泥) 的厚度為 150 毫米、175 毫米。
2. 每個住宅物業的層與層之間的高度 (指該樓層之石屎地台面與上一層石屎地台面之高度距離) : (A 單位) 3.1 米 ; (B 單位) 2.75 米、3.1 米 ; (C 單位) 3.1 米。
3. 因住宅物業的較高樓層的結構牆的厚度遞減，較高樓層的內部面積，一般比較低樓層的內部面積稍大。
4. 樓面平面圖之尺規所列數字為以毫米標示之建築結構尺寸。
5. 請參閱本售樓說明書第 19 及 20 頁之附註及圖例以協助解讀此部份的平面圖及其顯示之名詞及簡稱。

TOWER 2 第二座 9/F FLOOR PLAN 9 樓平面圖

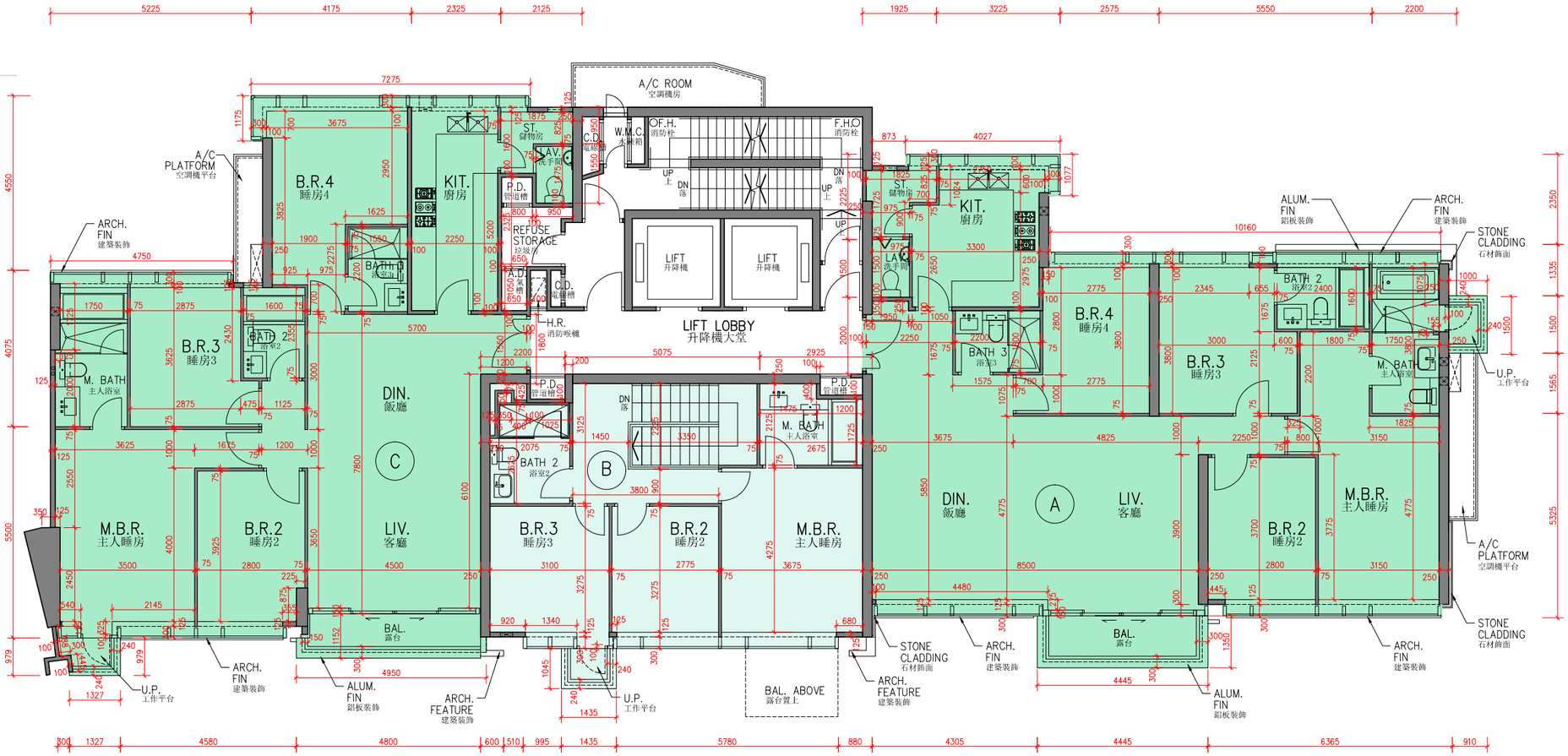

0M/米 5M/米
Scale
比例尺

1. The thickness of the floor slabs (excluding plaster) of each residential property is: (Unit A) 150mm, 175mm, 200mm; (Unit B & C) 150mm, 175mm.
2. The floor-to-floor height of each residential property (refers to the height between the top surface of the structural slab of a floor and the top surface of the structural slab of its immediate upper floor): (Unit A) 2.95m, 3.25m, 3.3m, 3.35m, 3.65m; (Unit B) 2.95m, 3.3m, 3.65m; (Unit C) 2.95m, 3.3m, 3.35m, 3.65m.
3. The internal areas of the residential properties on the upper floors will generally be slightly larger than those on the lower floors because of the reducing thickness of the structural walls on the upper floors.
4. The dimensions on the floor plans are all structural dimensions in millimetres.
5. Please refer to P.19 and P.20 of this sales brochure for legend of the terms and abbreviations used on the floor plans.

1. 每個住宅物業的樓板(不包括灰泥)的厚度:(A 單位) 150毫米、175毫米、200毫米;(B及C單位) 150毫米、175毫米。
2. 每個住宅物業的層與層之間的高度(指該樓層之石屎地台面與上一層石屎地台面之高度距離):(A 單位) 2.95米、3.25米、3.3米、3.35米、3.65米;(B 單位) 2.95米、3.3米、3.65米;(C 單位) 2.95米、3.3米、3.35米、3.65米。
3. 因住宅物業的較高樓層的結構牆的厚度遞減,較高樓層的內部面積,一般比較低樓層的內部面積稍大。
4. 樓面平面圖之尺規所列數字為以毫米標示之建築結構尺寸。
5. 請參閱本售樓說明書第 19 及 20 頁之附註及圖例以協助解讀此部份的平面圖及其顯示之名詞及簡稱。

TOWER 2 第二座 10/F FLOOR PLAN 10 樓平面圖

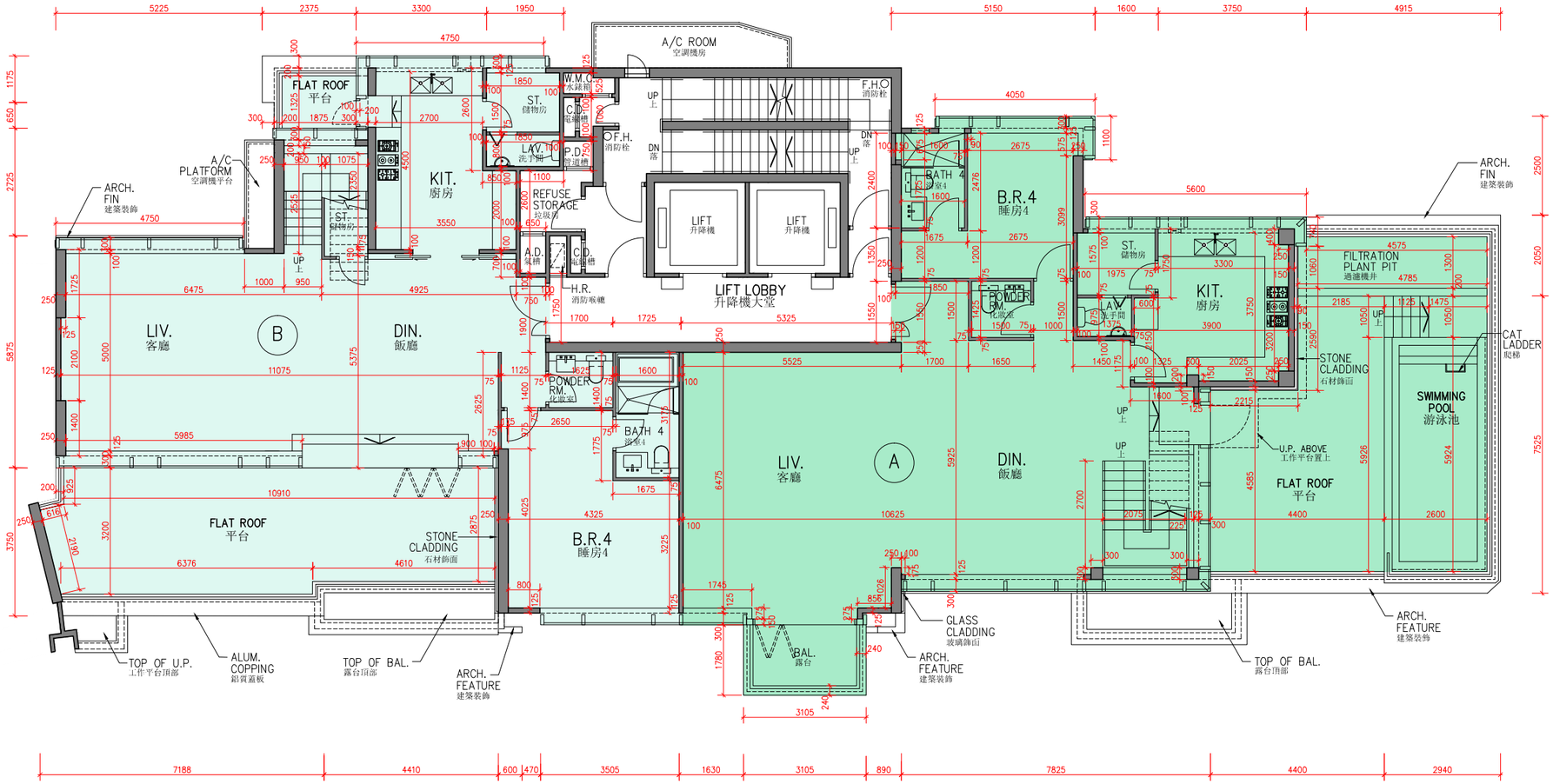

0M/米 5M/米
Scale
比例尺

1. The thickness of the floor slabs (excluding plaster) of each residential property: (Unit A) 150mm, 175mm, 200mm, 400mm;(Unit B) 150mm, 175mm, 200mm, 225mm, 400mm.
2. The floor-to-floor height of each residential property (refers to the height between the top surface of the structural slab of a floor and the top surface of the structural slab of its immediate upper floor): (Unit A) 2.95m, 3m, 3.05m, 3.25m, 3.3m, 3.35m, 3.65m; (Unit B) 2.95m, 3m, 3.25m, 3.3m, 3.35m, 3.65m.
3. The internal areas of the residential properties on the upper floors will generally be slightly larger than those on the lower floors because of the reducing thickness of the structural walls on the upper floors.
4. The dimensions on the floor plans are all structural dimensions in millimetres.
5. Please refer to P.19 and P.20 of this sales brochure for legend of the terms and abbreviations used on the floor plans.

1. 每個住宅物業的樓板(不包括灰泥)的厚度:(A 單位)150 毫米、175 毫米、200 毫米及 400 毫米;(B 單位)150 毫米、175 毫米、200 毫米、225 毫米、400 毫米。
2. 每個住宅物業的層與層之間的高度(指該樓層之石屎地台面與上一層石屎地台面之高度距離):(A 單位)2.95 米、3 米、3.05 米、3.25 米、3.3 米、3.35 米、3.65 米;(B 單位)2.95 米、3 米、3.25 米、3.3 米、3.35 米、3.65 米。
3. 因住宅物業的較高樓層的結構牆的厚度遞減,較高樓層的內部面積,一般比較低樓層的內部面積稍大。
4. 樓面平面圖之尺規所列數字為以毫米標示之建築結構尺寸。
5. 請參閱本售樓說明書第 19 及 20 頁之附註及圖例以協助解讀此部份的平面圖及其顯示之名詞及簡稱。

TOWER 2 第二座 11/F FLOOR PLAN 11 樓平面圖

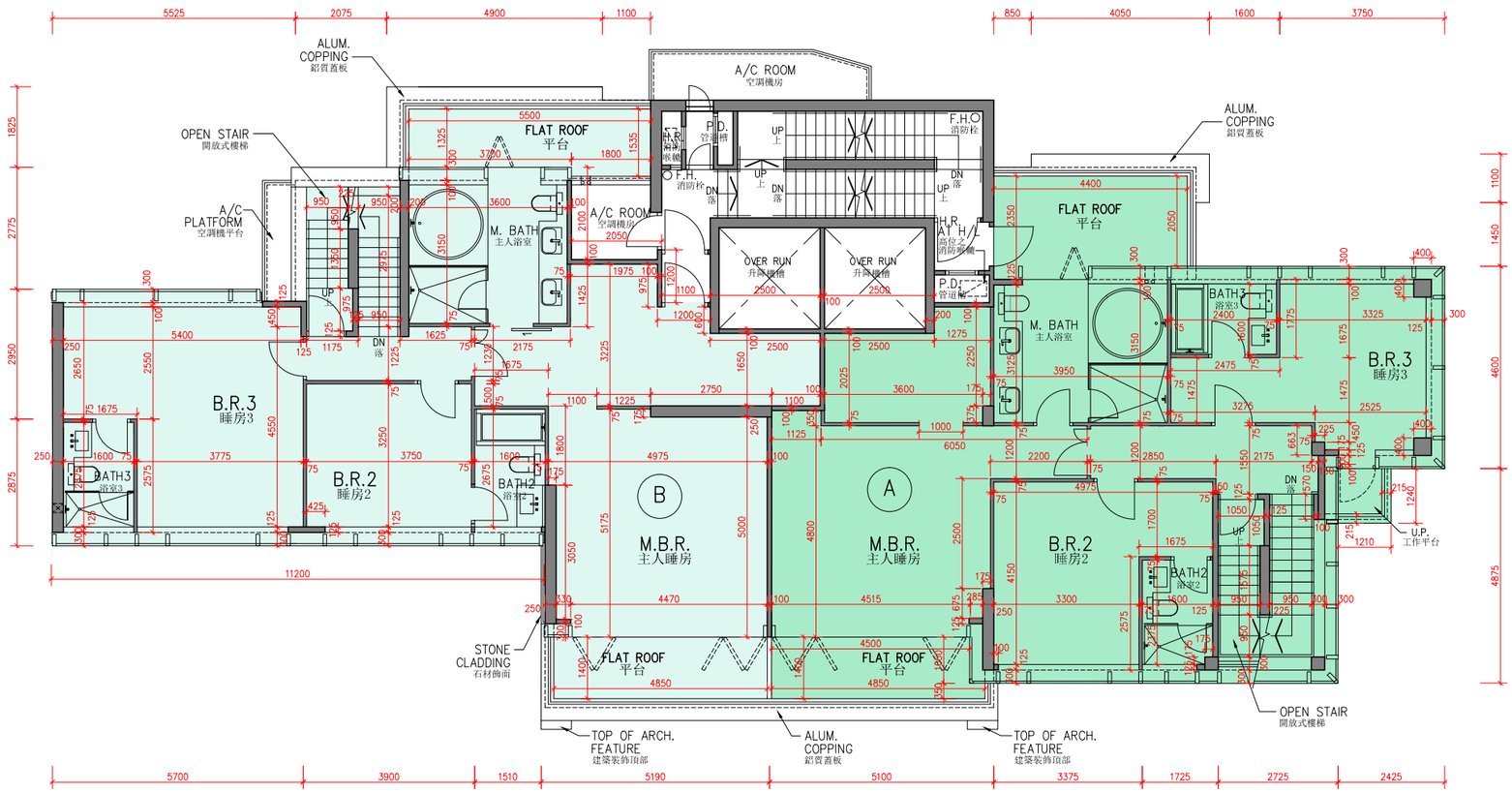

0M/米 5M/米
Scale
比例尺

1. The thickness of the floor slabs (excluding plaster) of each residential property (including Unit A and Unit B) is 150mm, 175mm, 200mm.
2. The floor-to-floor height of each residential property (including Unit A and Unit B) (refers to the height between the top surface of the structural slab of a floor and the top surface of the structural slab of its immediate upper floor) : 3.1m, 3.15m, 3.4m, 3.45m.
3. The internal areas of the residential properties on the upper floors will generally be slightly larger than those on the lower floors because of the reducing thickness of the structural walls on the upper floors.
4. The dimensions on the floor plans are all structural dimensions in millimetres.
5. Please refer to P.19 and P.20 of this sales brochure for legend of the terms and abbreviations used on the floor plans.

1. 每個住宅物業（包括 A 單位及 B 單位）的樓板（不包括灰泥）的厚度為 150 毫米、175 毫米、200 毫米。
2. 每個住宅物業（包括 A 單位及 B 單位）的層與層之間的高度（指該樓層之石屎地台面與上一層石屎地台面之高度距離）：3.1 米、3.15 米、3.4 米、3.45 米。
3. 因住宅物業的較高樓層的結構牆的厚度遞減，較高樓層的內部面積，一般比較低樓層的內部面積稍大。
4. 樓面平面圖之尺規所列數字為以毫米標示之建築結構尺寸。
5. 請參閱本售樓說明書第 19 及 20 頁之附註及圖例以協助解讀此部份的平面圖及其顯示之名詞及簡稱。

TOWER 2 第二座 ROOF PLAN 天台平面圖

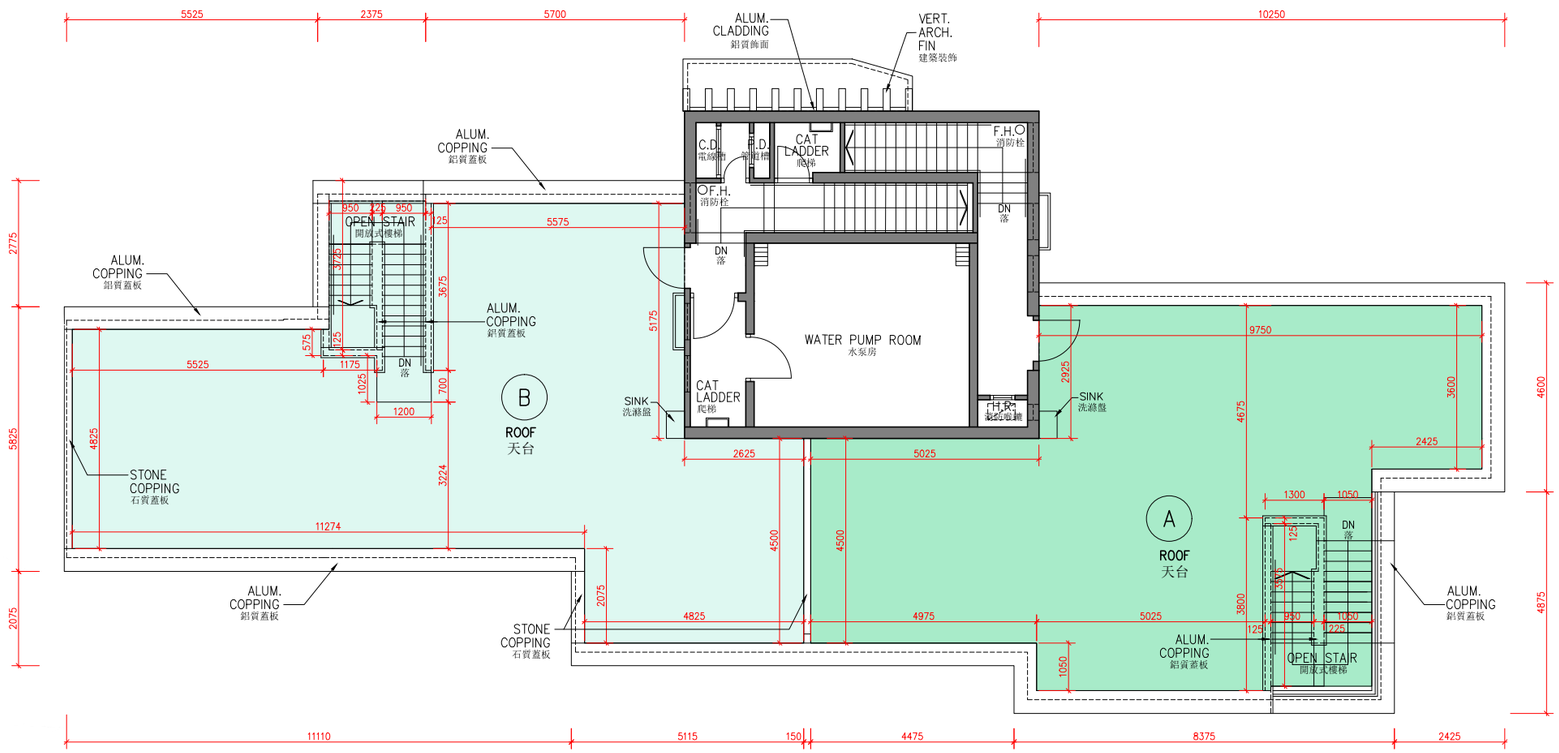

0M/米 5M/米
Scale 比例尺

1. The thickness of the floor slabs (excluding plaster) of each residential property (including Unit A and Unit B): Not applicable.
2. The floor-to-floor height of each residential property (including Unit A and Unit B) (refers to the height between the top surface of the structural slab of a floor and the top surface of the structural slab of its immediate upper floor) Not applicable.
3. The internal areas of the residential properties on the upper floors will generally be slightly larger than those on the lower floors because of the reducing thickness of the structural walls on the upper floors.
4. The dimensions on the floor plans are all structural dimensions in millimetres.
5. Please refer to P.19 and P.20 of this sales brochure for legend of the terms and abbreviations used on the floor plans.

1. 每個住宅物業（包括 A 單位及 B 單位）的樓板（不包括灰泥）的厚度：不適用。
2. 每個住宅物業（包括 A 單位及 B 單位）的層與層之間的高度（指該樓層之石屎地台面與上一層石屎地台面之高度距離）：不適用。
3. 因住宅物業的較高樓層的結構牆的厚度遞減，較高樓層的內部面積，一般比較低樓層的內部面積稍大。
4. 樓面平面圖之尺規所列數字為以毫米標示之建築結構尺寸。
5. 請參閱本售樓說明書第 19 及 20 頁之附註及圖例以協助解讀此部份的平面圖及其顯示之名詞及簡稱。

TOWER 3 3/F FLOOR PLAN
第三座 3 樓平面圖

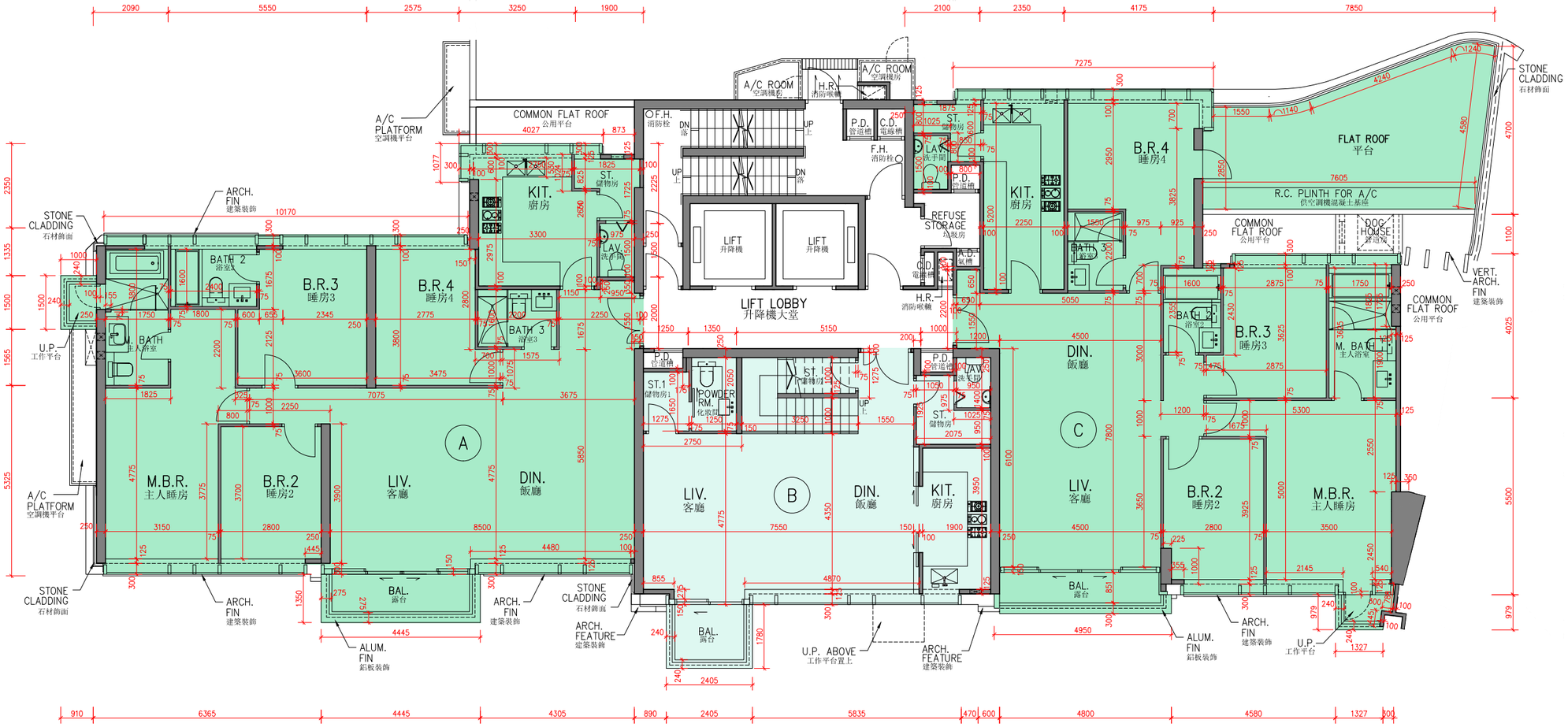

0M/米 5M/米
Scale
比例尺

1. The thickness of the floor slabs (excluding plaster) of each residential property (including Unit A, Unit B and Unit C) is 150mm, 175mm.
2. The floor-to-floor height of each residential property (refers to the height between the top surface of the structural slab of a floor and the top surface of the structural slab of its immediate upper floor): (Unit A) 2.75m, 3m, 3.05m, 3.1m, 3.35m;(Unit B) 3m, 3.1m, 3.35m;(Unit C) 2.75m, 3m, 3.05m, 3.1m, 3.3m, 3.35m.
3. The internal areas of the residential properties on the upper floors will generally be slightly larger than those on the lower floors because of the reducing thickness of the structural walls on the upper floors.
4. The dimensions on the floor plans are all structural dimensions in millimetres.
5. Please refer to P.19 and P.20 of this sales brochure for legend of the terms and abbreviations used on the floor plans.

1. 每個住宅物業（包括 A 單位，B 單位及 C 單位）的樓板（不包括灰泥）的厚度為 150 毫米、175 毫米。
2. 每個住宅物業的層與層之間的高度（指該樓層之石屎地台面與上一層石屎地台面之高度距離）：(A 單位）2.75 米、3 米、3.05 米、3.1 米、3.35 米；(B 單位）3 米、3.1 米、3.35 米 (C 單位）2.75 米、3 米、3.05 米、3.1 米、3.3 米、3.35 米。
3. 因住宅物業的較高樓層的結構牆的厚度遞減，較高樓層的內部面積，一般比較低樓層的內部面積稍大。
4. 樓面平面圖之尺規所列數字為以毫米標示之建築結構尺寸。
5. 請參閱本售樓說明書第 19 及 20 頁之附註及圖例以協助解讀此部份的平面圖及其顯示之名詞及簡稱。

TOWER 3 第三座 5/F & 7/F FLOOR PLAN 5 樓及 7 樓平面圖

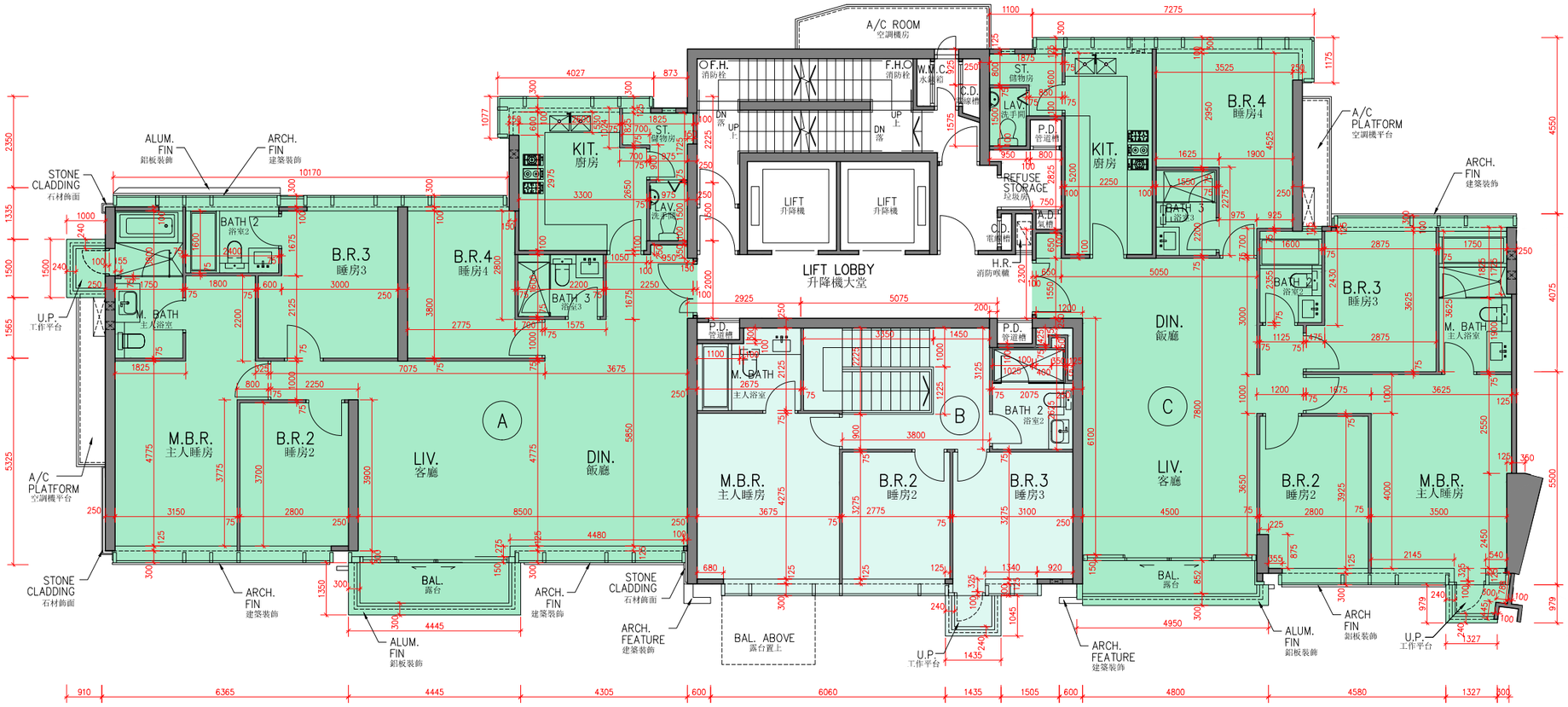

0M/米 5M/米
Scale
比例尺

1. The thickness of the floor slabs (excluding plaster) of each residential property (including Unit A, Unit B and Unit C) is 150mm, 175mm.
2. The floor-to-floor height of each residential property (refers to the height between the top surface of the structural slab of a floor and the top surface of the structural slab of its immediate upper floor): (Unit A) 3.1m, (Unit B) 3.1m, 3.45m; (Unit C) 3.1m.
3. The internal areas of the residential properties on the upper floors will generally be slightly larger than those on the lower floors because of the reducing thickness of the structural walls on the upper floors.
4. The dimensions on the floor plans are all structural dimensions in millimetres.
5. Please refer to P.19 and P.20 of this sales brochure for legend of the terms and abbreviations used on the floor plans.

1. 每個住宅物業（包括 A 單位，B 單位及 C 單位）的樓板（不包括灰泥）的厚度為 150 毫米、175 毫米。
2. 每個住宅物業的層與層之間的高度（指該樓層之石屎地台面與上一層石屎地台面之高度距離）：(A 單位）3.1 米；(B 單位）3.1 米、3.45 米；(C 單位）3.1 米。
3. 因住宅物業的較高樓層的結構牆的厚度遞減，較高樓層的內部面積，一般比較低樓層的內部面積稍大。
4. 樓面平面圖之尺規所列數字為以毫米標示之建築結構尺寸。
5. 請參閱本售樓說明書第 19 及 20 頁之附註及圖例以協助解讀此部份的平面圖及其顯示之名詞及簡稱。

TOWER 3 第三座 6/F & 8/F FLOOR PLAN 6 樓及 8 樓平面圖

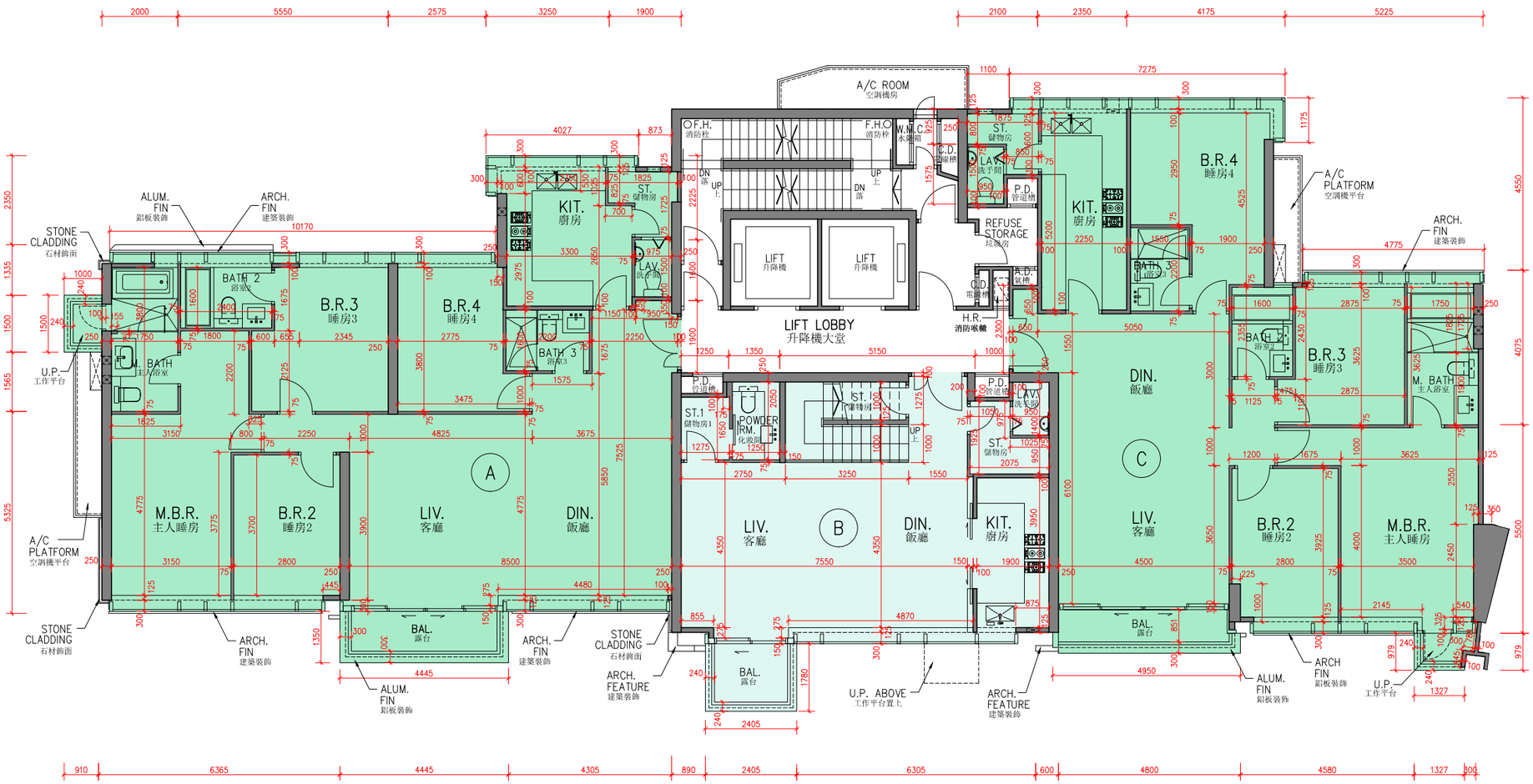

0M/米 5M/米
Scale
比例尺

1. The thickness of the floor slabs (excluding plaster) of each residential property is: (Unit A, B & C on 6/F) 150mm, 175mm; (Unit A on 8/F) 150mm, 175mm, 200mm; (Unit B & C on 8/F) 150mm, 175mm.
2. The floor-to-floor height of each residential property (refers to the height between the top surface of the structural slab of a floor and the top surface of the structural slab of its immediate upper floor): (Unit A on 6/F) 3.1m; (Unit B on 6/F) 2.75m, 3.1m; (Unit C on 6/F) 3.1m; (Unit A on 8/F) 2.95m, 3.25m, 3.3m, 3.35m, 3.65m; (Unit B on 8/F) 3.25m, 3.3m; (Unit C on 8/F) 2.95m, 3.3m, 3.65m.
3. The internal areas of the residential properties on the upper floors will generally be slightly larger than those on the lower floors because of the reducing thickness of the structural walls on the upper floors.
4. The dimensions on the floor plans are all structural dimensions in millimetres.
5. Please refer to P.19 and P.20 of this sales brochure for legend of the terms and abbreviations used on the floor plans.

1. 每個住宅物業的樓板（不包括灰泥）的厚度為：(6 樓 A、B 及 C 單位）150 毫米、175 毫米；(8 樓 A 單位）150 毫米、175 毫米、200 毫米；(8 樓 B 及 C 單位）150 毫米、175 毫米。
2. 每個住宅物業的層與層之間的高度（指該樓層之石屎地台面與上一層石屎地台面之高度距離）：(6 樓 A 單位）3.1 米；(6 樓 B 單位）2.75 米、3.1 米；(6 樓 C 單位）3.1 米；(8 樓 A 單位）2.95 米、3.25 米、3.3 米、3.35 米、3.65 米；(8 樓 B 單位）3.25 米、3.3 米；(8 樓 C 單位）2.95 米、3.3 米、3.65 米。
3. 因住宅物業的較高樓層的結構牆的厚度遞減，較高樓層的內部面積，一般比較低樓層的內部面積稍大。
4. 樓面平面圖之尺規所列數字為以毫米標示之建築結構尺寸。
5. 請參閱本售樓說明書第 19 及 20 頁之附註及圖例以協助解讀此部份的平面圖及其顯示之名詞及簡稱。

TOWER 3 9/F FLOOR PLAN
第三座 9 樓平面圖

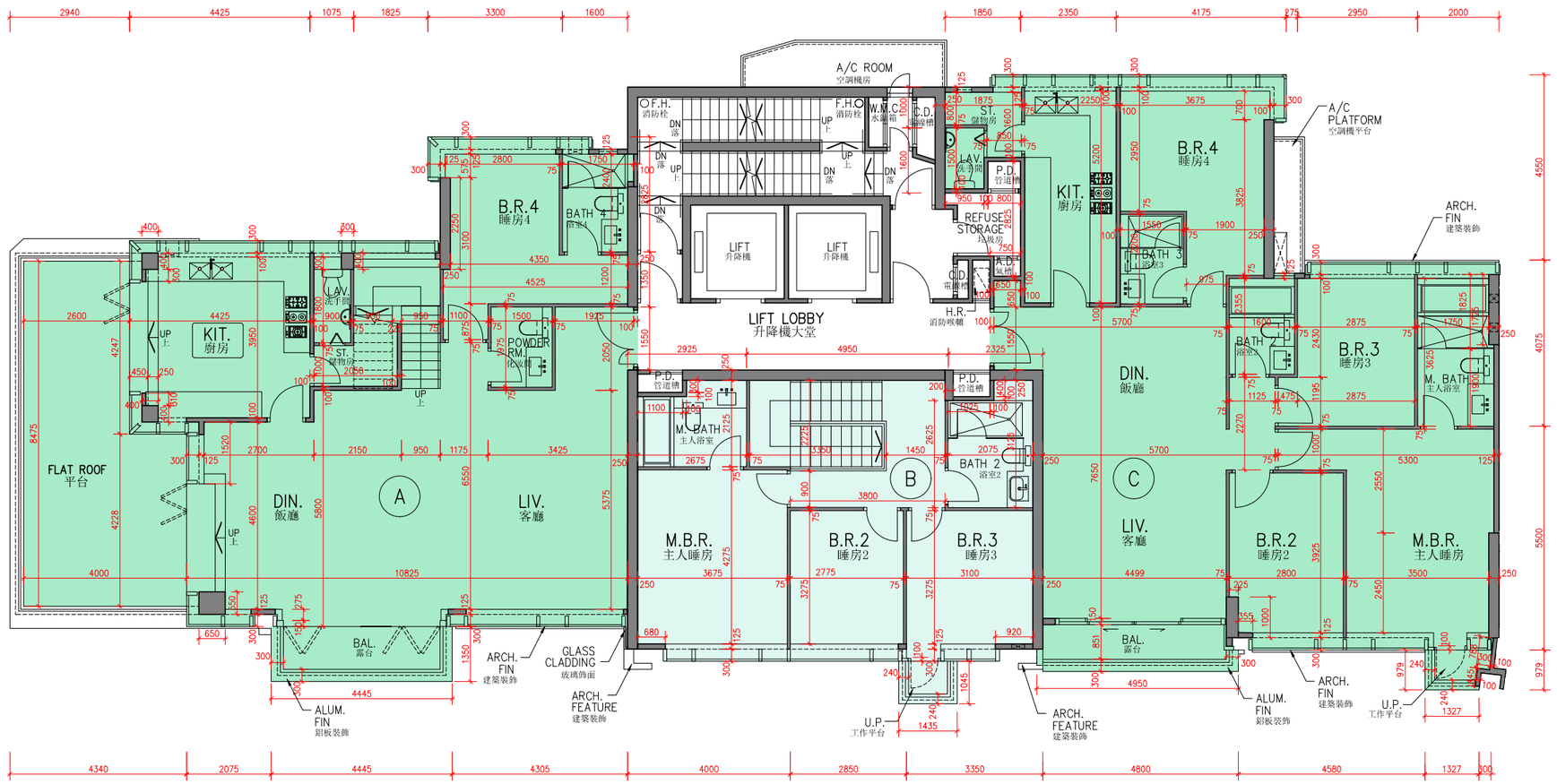

0M/米 5M/米
Scale
比例尺

1. The thickness of the floor slabs (excluding plaster) of each residential property: (Unit A) 150mm, 175mm, 200mm; (Unit B)150mm, 175mm;(Unit C) 150mm, 175mm, 200mm.
2. The floor-to-floor height of each residential property (refers to the height between the top surface of the structural slab of a floor and the top surface of the structural slab of its immediate upper floor): (Unit A) 3m, 3.25m, 3.3m, 3.35m, 3.6m, 3.65m; (Unit B) 2.95m, 3.3m, 3.35m; (Unit C) 2.95m, 3.3m, 3.35m, 3.65m.
3. The internal areas of the residential properties on the upper floors will generally be slightly larger than those on the lower floors because of the reducing thickness of the structural walls on the upper floors.
4. The dimensions on the floor plans are all structural dimensions in millimetres.
5. Please refer to P.19 and P.20 of this sales brochure for legend of the terms and abbreviations used on the floor plans.

1. 每個住宅物業的樓板(不包括灰泥)的厚度:(A 單位)150 毫米、175 毫米、200 毫米;(B 單位)150 毫米、175 毫米;(C 單位)150 毫米、175 毫米、200 毫米。
2. 每個住宅物業的層與層之間的高度(指該樓層之石屎地台面與上一層石屎地台面之高度距離):(A 單位)3 米、3.25 米、3.3 米、3.35 米、3.6 米、3.65 米;(B 單位)2.95 米、3.3 米、3.35 米;(C 單位)2.95 米、3.3 米、3.35 米、3.65 米。
3. 因住宅物業的較高樓層的結構牆的厚度遞減,較高樓層的內部面積,一般比較低樓層的內部面積稍大。
4. 樓面平面圖之尺規所列數字為以毫米標示之建築結構尺寸。
5. 請參閱本售樓說明書第 19 及 20 頁之附註及圖例以協助解讀此部份的平面圖及其顯示之名詞及簡稱。

TOWER 3 10/F FLOOR PLAN
第三座 10 樓平面圖

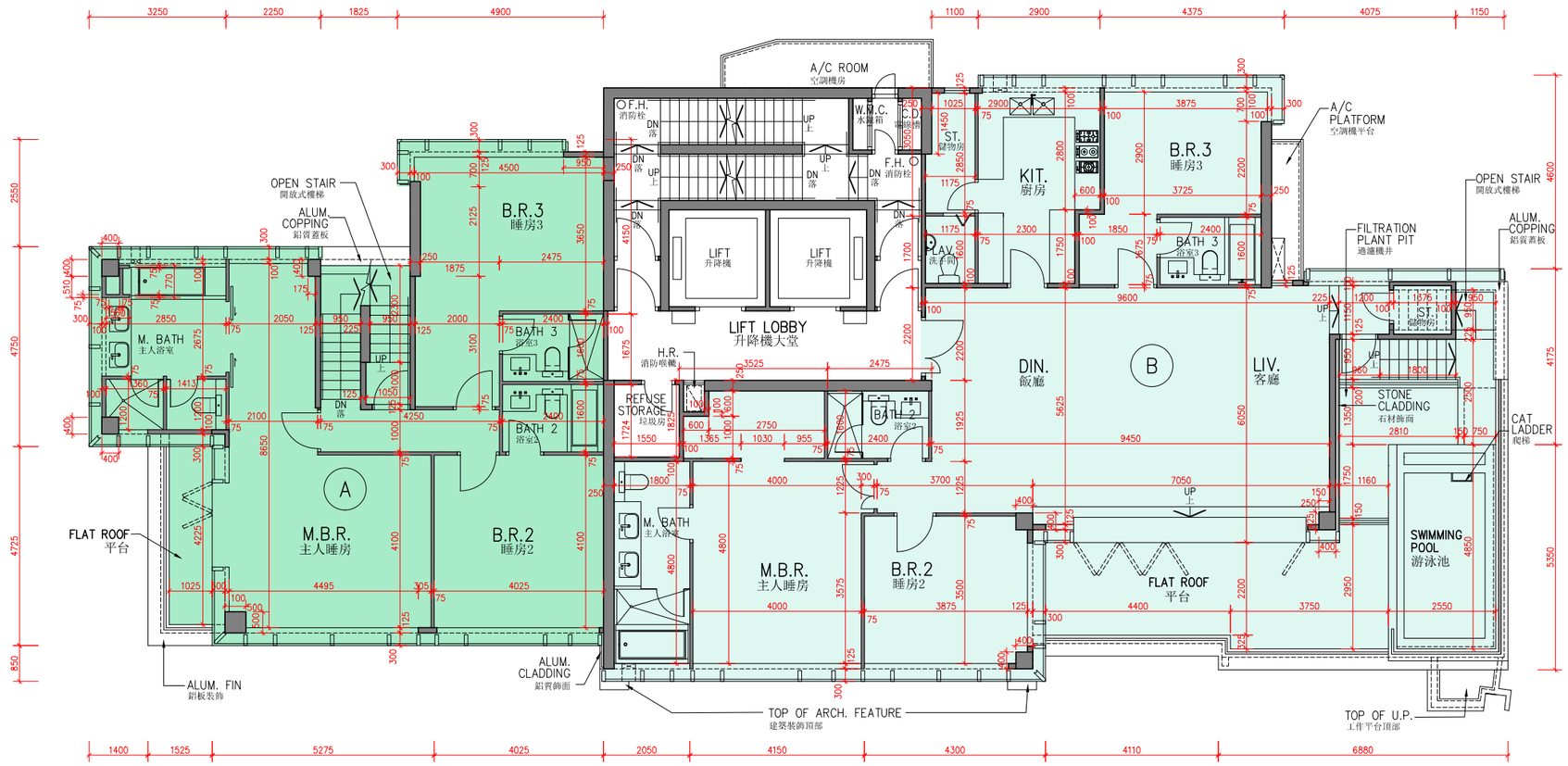

0M/米 5M/米
Scale
比例尺

1. The thickness of the floor slabs (excluding plaster) of each residential property: (Unit A) 150mm, 175mm, 200mm; (Unit B) 150mm, 200mm.
2. The floor-to-floor height of each residential property (refers to the height between the top surface of the structural slab of a floor and the top surface of the structural slab of its immediate upper floor) : (Unit A) 3.1m, 3.15m; (Unit B) 3.1m, 3.15m, 3.45m.
3. The internal areas of the residential properties on the upper floors will generally be slightly larger than those on the lower floors because of the reducing thickness of the structural walls on the upper floors.
4. The dimensions on the floor plans are all structural dimensions in millimetres.
5. Please refer to P.19 and P.20 of this sales brochure for legend of the terms and abbreviations used on the floor plans.

1. 每個住宅物業的樓板（不包括灰泥）的厚度：(A 單位）150 毫米、175 毫米、200 毫米；(B 單位）150 毫米、200 毫米。
2. 每個住宅物業的層與層之間的高度（指該樓層之石屎地台面與上一層石屎地台面之高度距離）：(A 單位）3.1 米、3.15 米；(B 單位）3.1 米、3.15 米、3.45 米。
3. 因住宅物業的較高樓層的結構牆的厚度遞減，較高樓層的內部面積，一般比較低樓層的內部面積稍大。
4. 樓面平面圖之尺規所列數字為以毫米標示之建築結構尺寸。
5. 請參閱本售樓說明書第 19 及 20 頁之附註及圖例以協助解讀此部份的平面圖及其顯示之名詞及簡稱。

TOWER 3 第三座 ROOF PLAN 天台平面圖

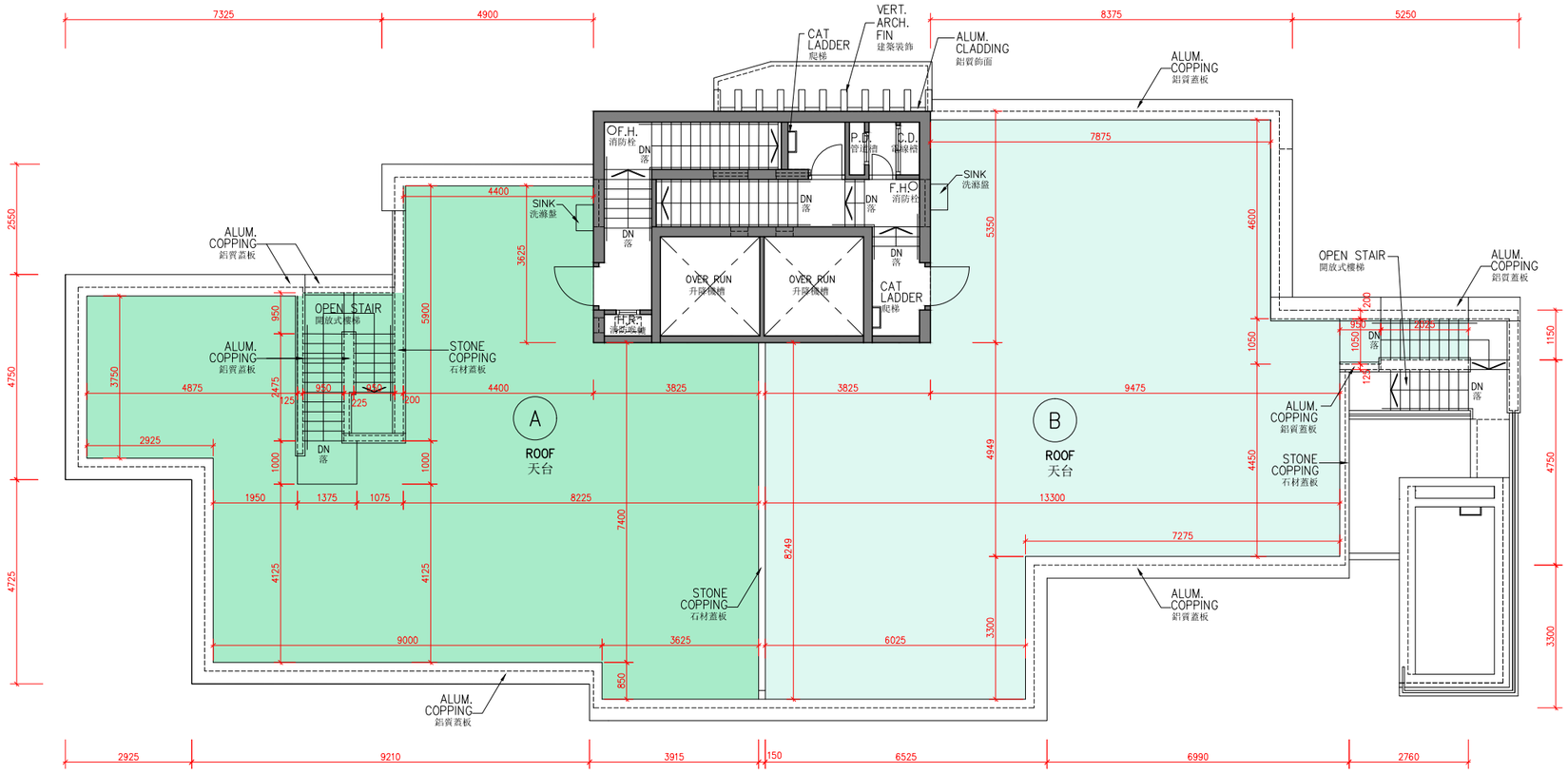

0M/米 5M/米
Scale 比例尺

1. The thickness of the floor slabs (excluding plaster) of each residential property (including Unit A & Unit B): Not applicable.
2. The floor-to-floor height of each residential property (including Unit A & Unit B) (refers to the height between the top surface of the structural slab of a floor and the top surface of the structural slab of its immediate upper floor): Not applicable.
3. The internal areas of the residential properties on the upper floors will generally be slightly larger than those on the lower floors because of the reducing thickness of the structural walls on the upper floors.
4. The dimensions on the floor plans are all structural dimensions in millimetres.
5. Please refer to P.19 and P.20 of this sales brochure for legend of the terms and abbreviations used on the floor plans.

1. 每個住宅物業（包括 A 單位及 B 單位）的樓板（不包括灰泥）的厚度：不適用。
2. 每個住宅物業（包括 A 單位及 B 單位）的層與層之間的高度（指該樓層之石屎地台面與上一層石屎地台面之高度距離）：不適用。
3. 因住宅物業的較高樓層的結構牆的厚度遞減，較高樓層的內部面積，一般比較低樓層的內部面積稍大。
4. 樓面平面圖之尺規所列數字為以毫米標示之建築結構尺寸。
5. 請參閱本售樓說明書第 19 及 20 頁之附註及圖例以協助解讀此部份的平面圖及其顯示之名詞及簡稱。

AREA OF RESIDENTIAL PROPERTIES IN THE DEVELOPMENT

發展項目中的住宅物業的面積

Description of Residential Property 物業的描述	Saleable Area (including balcony, utility platform and verandah, if any) sq metre (sq ft) 實用面積 (包括露台、工作平台及陽台(如有)) 平方米(平方呎)	Area of other specified items (Not included in the Saleable Area) sq. metre (sq. ft.) 其他指明項目的面積 (不計算入實用面積) 平方米 (平方呎)									
House Number 洋房號數		Air-Conditioning Plant Room 空調機房	Bay Window 窗台	Cockloft 閣樓	Flat Roof 平台	Garden 花園	Parking Space 停車位	Roof 天台	Stairhood 梯屋	Terrace 前庭	Yard 庭院
House 1 1號洋房	333.606 (3,591) Balcony 露台: 6.000 (65) Utility Platform 工作平台: -	-	-	-	8.463 (91)	164.209 (1,768)	-	76.754 (826)	14.586 (157)	-	-
House 2 2號洋房	333.206 (3,587) Balcony 露台: 6.000 (65) Utility Platform 工作平台: -	-	-	-	8.463 (91)	125.025 (1,346)	-	76.754 (826)	14.586 (157)	-	-
House 3 3號洋房	240.762 (2,592) Balcony 露台: 4.636 (50) Utility Platform 工作平台: -	-	-	-	8.112 (87)	53.052 (571)	-	59.287 (638)	7.863 (85)	-	-
House 6 6號洋房	254.672 (2,741) Balcony 露台: 4.636 (50) Utility Platform 工作平台: -	-	-	-	1.524 (16)	57.685 (621)	-	66.902 (720)	7.969 (86)	-	-
House 7 7號洋房	242.653 (2,612) Balcony 露台: 4.636 (50) Utility Platform 工作平台: -	-	-	-	8.112 (87)	57.921 (623)	-	59.287 (638)	7.863 (85)	-	-
House 8 8號洋房	252.329 (2,716) Balcony 露台: 4.636 (50) Utility Platform 工作平台: -	-	-	-	0.913 (10)	71.389 (768)	-	66.902 (720)	7.969 (86)	-	-
House 9 9號洋房	242.610 (2,611) Balcony 露台: 4.636 (50) Utility Platform 工作平台: -	-	-	-	8.112 (87)	74.922 (806)	-	59.287 (638)	7.863 (85)	-	-

1. The saleable area of each residential property and the floor area of balcony, utility platform and verandah (if any) are calculated in accordance with Section 8 of the Residential Properties (First-hand Sales) Ordinance; and the areas of the other specified items (not included in the saleable area) are calculated in accordance with Part 2 of Schedule 2 of the Residential Properties (First-hand Sales) Ordinance.
2. The area as specified above in square feet are converted from the areas in square metres at a conversion rate of 1 square metre = 10.764 square feet and rounded off to the nearest square foot, which may be slightly different from the areas presented in square metres.

1. 住宅物業的實用面積、以及露台、工作平台及陽台（如有）的樓面面積，是按照《一手住宅物業銷售條例》第 8 條計算得出的。其他指明項目的面積（不計算入實用面積），是按照《一手住宅物業銷售條例》附表 2 第 2 部計算得出的。
2. 上述以平方呎表述之面積由以 1 平方米 = 10.764 平方呎換算並四捨五入至整數平方呎之方法計算得出，與以平方米表述之面積可能有些微差異。

AREA OF RESIDENTIAL PROPERTIES IN THE DEVELOPMENT

發展項目中的住宅物業的面積

Description of Residential Property 物業的描述	Saleable Area (including balcony, utility platform and verandah, if any) sq metre (sq ft) 實用面積 (包括露台、工作平台及陽台(如有)) 平方米(平方呎)	Area of other specified items (Not included in the Saleable Area) sq. metre (sq. ft.) 其他指明項目的面積 (不計算入實用面積) 平方米 (平方呎)									
House Number 洋房號數		Air-Conditioning Plant Room 空調機房	Bay Window 窗台	Cockloft 閣樓	Flat Roof 平台	Garden 花園	Parking Space 停車位	Roof 天台	Stairhood 梯屋	Terrace 前庭	Yard 庭院
House 10 10號洋房	252.965 (2,723) Balcony 露台: 4.636 (50) Utility Platform 工作平台: -	-	-	-	0.913 (10)	72.330 (779)	-	66.902 (720)	7.969 (86)	-	-
House 11 11號洋房	199.165 (2,144) Balcony 露台: - Utility Platform 工作平台: -	-	-	-	2.929 (32)	46.247 (498)	-	47.492 (511)	7.969 (86)	-	-
House 12 12號洋房	197.520 (2,126) Balcony 露台: - Utility Platform 工作平台: -	-	-	-	2.929 (32)	43.688 (470)	-	47.492 (511)	7.969 (86)	-	-
House 16 16號洋房	197.468 (2,126) Balcony 露台: - Utility Platform 工作平台: -	-	-	-	2.929 (32)	45.536 (490)	-	47.492 (511)	7.969 (86)	-	-
House 17 17號洋房	197.975 (2,131) Balcony 露台: - Utility Platform 工作平台: -	-	-	-	2.929 (32)	38.806 (418)	-	47.367 (510)	7.969 (86)	-	-
House 18 18號洋房	243.674 (2,623) Balcony 露台: 5.604 (60) Utility Platform 工作平台: -	-	-	-	0.655 (7)	57.257 (616)	-	60.694 (653)	9.127 (98)	-	-

Description of Residential Property 物業的描述	Saleable Area (including balcony, utility platform and verandah, if any) sq metre (sq ft) 實用面積 (包括露台、工作平台及陽台(如有)) 平方米(平方呎)	Area of other specified items (Not included in the Saleable Area) sq. metre (sq. ft.) 其他指明項目的面積 (不計算入實用面積) 平方米 (平方呎)									
		Air-Conditioning Plant Room 空調機房	Bay Window 窗台	Cockloft 閣樓	Flat Roof 平台	Garden 花園	Parking Space 停車位	Roof 天台	Stairhood 梯屋	Terrace 前庭	Yard 庭院
Garden Duplex 花園複式	297.519 (3,202) Balcony 露台: - Utility Platform 工作平台: -	7.088 (76)	-	-	-	88.561 (953)	-	-	-	-	-

1. The saleable area of each residential property and the floor area of balcony, utility platform and verandah (if any) are calculated in accordance with Section 8 of the Residential Properties (First-hand Sales) Ordinance; and the areas of the other specified items (not included in the saleable area) are calculated in accordance with Part 2 of Schedule 2 of the Residential Properties (First-hand Sales) Ordinance.
2. The area as specified above in square feet are converted from the areas in square metres at a conversion rate of 1 square metre = 10.764 square feet and rounded off to the nearest square foot, which may be slightly different from the areas presented in square metres.

1. 住宅物業的實用面積、以及露台、工作平台及陽台（如有）的樓面面積，是按照《一手住宅物業銷售條例》第 8 條計算得出的。其他指明項目的面積（不計算入實用面積），是按照《一手住宅物業銷售條例》附表 2 第 2 部計算得出的。
2. 上述以平方呎表述之面積由以 1 平方米 = 10.764 平方呎換算並四捨五入至整數平方呎之方法計算得出，與以平方米表述之面積可能有些微差異。

AREA OF RESIDENTIAL PROPERTIES IN THE DEVELOPMENT

發展項目中的住宅物業的面積

Description of Residential Property 物業的描述			Saleable Area (including balcony, utility platform and verandah, if any) sq metre (sq ft) 實用面積 (包括露台、工作平台及陽台(如有)) 平方米(平方呎)	Area of other specified items (Not included in the Saleable Area) sq. metre (sq. ft.) 其他指明項目的面積 (不計算入實用面積) 平方米 (平方呎)									
Block Name 大廈名稱	Floor 樓層	Unit 單位		Air-Conditioning Plant Room 空調機房	Bay Window 窗台	Cockloft 閣樓	Flat Roof 平台	Garden 花園	Parking Space 停車位	Roof 天台	Stairhood 梯屋	Terrace 前庭	Yard 庭院
Tower 1 第一座	2/F 2樓	A	183.134 (1,971) Balcony 露台: 6.000 (65) Utility Platform 工作平台: 1.500 (16)	-	-	-	-	-	-	-	-	-	-
		B	183.134 (1,971) Balcony 露台: 6.000 (65) Utility Platform 工作平台: 1.500 (16)	-	-	-	-	-	-	-	-	-	-
	3/F, 5/F - 8/F 3樓, 5樓至8樓	A	183.944 (1,980) Balcony 露台: 6.000 (65) Utility Platform 工作平台: 1.500 (16)	-	-	-	-	-	-	-	-	-	-
		B	183.944 (1,980) Balcony 露台: 6.000 (65) Utility Platform 工作平台: 1.500 (16)	-	-	-	-	-	-	-	-	-	-
	9/F & 10/F 9樓及10樓	A (Duplex 複式)	263.869 (2,840) Balcony 露台: 6.000 (65) Utility Platform 工作平台: 1.500 (16)	-	-	-	49.037 (528)	-	-	101.635 (1,094)	-	-	-
		B (Duplex 複式)	262.862 (2,829) Balcony 露台: 6.000 (65) Utility Platform 工作平台: 1.500 (16)	-	-	-	49.044 (528)	-	-	101.635 (1,094)	-	-	-

1. The saleable area of each residential property and the floor area of balcony, utility platform and verandah (if any) are calculated in accordance with Section 8 of the Residential Properties (First-hand Sales) Ordinance; and the areas of the other specified items (not included in the saleable area) are calculated in accordance with Part 2 of Schedule 2 of the Residential Properties (First-hand Sales) Ordinance.
2. The area as specified above in square feet are converted from the areas in square metres at a conversion rate of 1 square metre = 10.764 square feet and rounded off to the nearest square foot, which may be slightly different from the areas presented in square metres.

1. 住宅物業的實用面積、以及露台、工作平台及陽台（如有）的樓面面積，是按照《一手住宅物業銷售條例》第 8 條計算得出的。其他指明項目的面積（不計算入實用面積），是按照《一手住宅物業銷售條例》附表 2 第 2 部計算得出的。
2. 上述以平方呎表述之面積由以 1 平方米 = 10.764 平方呎換算並四捨五入至整數平方呎之方法計算得出，與以平方米表述之面積可能有些微差異。

AREA OF RESIDENTIAL PROPERTIES IN THE DEVELOPMENT

發展項目中的住宅物業的面積

Description of Residential Property 物業的描述			Saleable Area (including balcony, utility platform and verandah, if any) sq metre (sq ft) 實用面積 (包括露台、工作平台及陽台(如有)) 平方米(平方呎)	Area of other specified items (Not included in the Saleable Area) sq. metre (sq. ft.) 其他指明項目的面積 (不計算入實用面積) 平方米 (平方呎)									
Block Name 大廈名稱	Floor 樓層	Unit 單位		Air-Conditioning Plant Room 空調機房	Bay Window 窗台	Cockloft 閣樓	Flat Roof 平台	Garden 花園	Parking Space 停車位	Roof 天台	Stairhood 梯屋	Terrace 前庭	Yard 庭院
Tower 2 第二座	3/F, 5/F - 9/F 3樓, 5樓至9樓	A	163.601 (1,761) Balcony 露台: 6.000 (65) Utility Platform 工作平台: 1.500 (16)	-	-	-	-	-	-	-	-	-	-
	3/F & 5/F 3 樓及 5 樓 6/F & 7/F 6 樓及 7 樓 8/F & 9/F 8 樓及 9 樓	B (Duplex 複式)	144.402 (1,554) Balcony 露台: 4.282 (46) Utility Platform 工作平台: 1.500 (16)	-	-	-	-	-	-	-	-	-	-
	3/F 3樓	C	148.806 (1,602) Balcony 露台: 5.446 (59) Utility Platform 工作平台: 1.500 (16)	-	-	-	21.116 (227)	-	-	-	-	-	-
	5/F - 8/F 5樓至8樓	C	148.806 (1,602) Balcony 露台: 5.446 (59) Utility Platform 工作平台: 1.500 (16)	-	-	-	-	-	-	-	-	-	-
	9/F 9樓	C	148.319 (1,597) Balcony 露台: 5.446 (59) Utility Platform 工作平台: 1.500 (16)	-	-	-	-	-	-	-	-	-	-
	10/F & 11/F 10樓及11樓	A (Duplex 複式)	257.424 (2,771) Balcony 露台: 5.528 (60) Utility Platform 工作平台: 1.500 (16)	-	-	-	66.743 (718)	-	-	93.473 (1,006)	-	-	-
		B (Duplex 複式)	248.613 (2,676) Balcony 露台: - Utility Platform 工作平台: -	-	-	-	51.105 (550)	-	-	103.211 (1,111)	-	-	-

1. The saleable area of each residential property and the floor area of balcony, utility platform and verandah (if any) are calculated in accordance with Section 8 of the Residential Properties (First-hand Sales) Ordinance; and the areas of the other specified items (not included in the saleable area) are calculated in accordance with Part 2 of Schedule 2 of the Residential Properties (First-hand Sales) Ordinance.
2. The area as specified above in square feet are converted from the areas in square metres at a conversion rate of 1 square metre = 10.764 square feet and rounded off to the nearest square foot, which may be slightly different from the areas presented in square metres.

1. 住宅物業的實用面積、以及露台、工作平台及陽台（如有）的樓面面積，是按照《一手住宅物業銷售條例》第 8 條計算得出的。其他指明項目的面積（不計算入實用面積），是按照《一手住宅物業銷售條例》附表 2 第 2 部計算得出的。
2. 上述以平方呎表述之面積由以 1 平方米 = 10.764 平方呎換算並四捨五入至整數平方呎之方法計算得出，與以平方米表述之面積可能有些微差異。

AREA OF RESIDENTIAL PROPERTIES IN THE DEVELOPMENT

發展項目中的住宅物業的面積

Description of Residential Property 物業的描述			Saleable Area (including balcony, utility platform and verandah, if any) sq metre (sq ft) 實用面積 (包括露台、工作平台及陽台(如有)) 平方米(平方呎)	Area of other specified items (Not included in the Saleable Area) sq. metre (sq. ft.) 其他指明項目的面積 (不計算入實用面積) 平方米 (平方呎)									
Block Name 大廈名稱	Floor 樓層	Unit 單位		Air-Conditioning Plant Room 空調機房	Bay Window 窗台	Cockloft 閣樓	Flat Roof 平台	Garden 花園	Parking Space 停車位	Roof 天台	Stairhood 梯屋	Terrace 前庭	Yard 庭院
Tower 3 第三座	3/F, 5/F - 8/F 3樓, 5樓至8樓	A	163.601 (1,761) Balcony 露台: 6.000 (65) Utility Platform 工作平台: 1.500 (16)	-	-	-	-	-	-	-	-	-	-
	3/F & 5/F 3 樓及 5 樓 6/F & 7/F 6 樓及 7 樓 8/F & 9/F 8 樓及 9 樓	B (Duplex 複式)	144.402 (1,554) Balcony 露台: 4.282 (46) Utility Platform 工作平台: 1.500 (16)	-	-	-	-	-	-	-	-	-	-
	3/F 3樓	C	148.806 (1,602) Balcony 露台: 5.446 (59) Utility Platform 工作平台: 1.500 (16)	-	-	-	27.754 (299)	-	-	-	-	-	-
	5/F - 9/F 5樓至9樓	C	148.806 (1,602) Balcony 露台: 5.446 (59) Utility Platform 工作平台: 1.500 (16)	-	-	-	-	-	-	-	-	-	-
	9/F & 10/F 9樓及10樓	A (Duplex 複式)	240.926 (2,593) Balcony 露台: 6.000 (65) Utility Platform 工作平台: -	-	-	-	32.284 (348)	-	-	128.329 (1,381)	-	-	-
	10/F 10樓	B	166.321 (1,790) Balcony 露台: - Utility Platform 工作平台: -	-	-	-	39.217 (422)	-	-	135.259 (1,456)	-	-	-

1. The saleable area of each residential property and the floor area of balcony, utility platform and verandah (if any) are calculated in accordance with Section 8 of the Residential Properties (First-hand Sales) Ordinance; and the areas of the other specified items (not included in the saleable area) are calculated in accordance with Part 2 of Schedule 2 of the Residential Properties (First-hand Sales) Ordinance.
2. The area as specified above in square feet are converted from the areas in square metres at a conversion rate of 1 square metre = 10.764 square feet and rounded off to the nearest square foot, which may be slightly different from the areas presented in square metres.

1. 住宅物業的實用面積、以及露台、工作平台及陽台（如有）的樓面面積，是按照《一手住宅物業銷售條例》第 8 條計算得出的。其他指明項目的面積（不計算入實用面積），是按照《一手住宅物業銷售條例》附表 2 第 2 部計算得出的。
2. 上述以平方呎表述之面積由以 1 平方米 = 10.764 平方呎換算並四捨五入至整數平方呎之方法計算得出，與以平方米表述之面積可能有些微差異。

FLOOR PLANS OF PARKING SPACES IN THE DEVELOPMENT

發展項目中的停車位的樓面平面圖

B/F
地庫

Boundary Line
發展項目界線

Residential Parking Spaces
住客停車位

Accessible Residential Parking Spaces
暢通易達住客停車位

Visitors' Parking Space
訪客停車位

Accessible Visitors' Parking Space
暢通易達訪客停車位

Motor Cycle Parking Spaces
電單車停車位

0M/米 25M/米
Scale:
比例尺

Number, Dimensions and Area of Parking Spaces:
停車位數目、尺寸及面積：

Floor 樓層	Category of parking space 停車位類別	Number 數目	The dimensions of each parking space (LxW)(m) 每個停車位尺寸（長 x 闊）（米）	Area per parking space (sq. m) 每個停車位面積（平方米）
B/F 地庫	Residential Parking Spaces 住客停車位	74	5 x 2.5	12.5
	Accessible Residential Parking Spaces 暢通易達住客停車位	2	5 x 2.5	12.5
	Visitors' Parking Space 訪客停車位	1	5 x 2.5	12.5
	Accessible Visitors' Parking Space 暢通易達訪客停車位	1	5 x 3.5	17.5
	Motor Cycle Parking Spaces 電單車停車位	6	2.5 x 1	2.5

FLOOR PLANS OF PARKING SPACES IN THE DEVELOPMENT

發展項目中的停車位的樓面平面圖

G/F
地下

Boundary Line
發展項目界線

Loading and Unloading Spaces
上落貨車位

0M/米 25M/米
Scale:
比例尺

Number, Dimensions and Area of Parking Spaces:
停車位數目、尺寸及面積：

Floor 樓層	Category of parking space 停車位類別	Number 數目	The dimensions of each parking space (LxW)(m) 每個停車位尺寸（長 x 闊）（米）	Area per parking space (sq. m) 每個停車位面積（平方米）
G/F 地下	Loading and Unloading Spaces 上落貨車位	2	11 x 3.5	38.5

FLOOR PLANS OF PARKING SPACES IN THE DEVELOPMENT

發展項目中的停車位的樓面平面圖

1/F
一樓

Boundary Line
發展項目界線

Loading and Unloading Spaces
上落貨車位

0M/米 25M/米
Scale:
比例尺

Number, Dimensions and Area of Parking Spaces:
停車位數目、尺寸及面積：

Floor 樓層	Category of parking space 停車位類別	Number 數目	The dimensions of each parking space (LxW)(m) 每個停車位尺寸（長 x 闊）（米）	Area per parking space (sq. m) 每個停車位面積（平方米）
1/F 一樓	Loading and Unloading Space 上落貨車位	1	11 x 3.5	38.5

SUMMARY OF PRELIMINARY AGREEMENT FOR SALE AND PURCHASE

臨時買賣合約的摘要

1. A preliminary deposit of 5% of the purchase price is payable on the signing of the Preliminary Agreement for Sale and Purchase (“Preliminary Agreement”).
2. The preliminary deposit paid by the purchaser on the signing of that Preliminary Agreement will be held by a firm of solicitors acting for the owner, as stakeholders.
3. If the purchaser fails to execute the Agreement for Sale and Purchase within 5 working days after the date on which the purchaser enters into that Preliminary Agreement:-

   (a) that Preliminary Agreement is terminated;

   (b) the preliminary deposit is forfeited; and

   (c) the owner does not have any further claim against the purchaser for the failure.

1. 在簽署臨時買賣合約（“該臨時合約”）時須支付款額為 5% 的臨時訂金。
2. 買方在簽署該臨時合約時支付的臨時訂金，會由代表擁有人行事的律師事務所以保證金保存人的身分持有。
3. 如買方沒有於訂立該臨時合約的日期之後的 5 個工作日內簽立買賣合約 :-

   (a) 該臨時合約即告終止；

   (b) 有關的臨時訂金即予沒收；及

   (c) 擁有人不得就買方沒有簽立買賣合約而針對買方提出進一步申索。

A Deed of Mutual Covenant incorporating Management Agreement (the "DMC") in respect of the Development (i.e. "La Cresta", also referred to as the "Estate" in this section) has been executed by the Vendor (i.e. Everbeam Investments Limited), the Manager (i.e. New Charm Management Limited) and an Owner of the Development on 11 January 2018.

A. Common Parts of the Development (referred to as "Common Areas and Facilities" in the DMC)

(a) Common Areas and Facilities means all such parts, areas, systems, devices, facilities, fixtures, fittings, machinery or other matters on the Lot or within the Estate which:-

(i) are intended for the common use and benefit of different group(s) of the Owners or all the Owners (as the case may be) and occupiers of the Estate or any part or parts thereof and their bona fide guests, visitors and invitees in accordance with the DMC;

(ii) falls within the definition of "common parts" in section 2 of the Building Management Ordinance (Cap.344); or

(iii) as now or from time to time provided, installed or designated by the Manager or the Vendor to be the Common Areas and Facilities in accordance with the DMC.

(b) Common Area and Facilities are categorized into the following:-

(i) Estate Common Areas and Facilities (intended for the common use and benefit of all Owners and occupiers of the Estate as a whole and their bona fide guests, visitors and invitees);

(ii) Residential Common Areas and Facilities (intended for the common use and benefit of all Owners and occupiers of the Residential Units (which means a Flat or a House) and their bona fide guests, visitors and invitees);

(iii) Tower Common Areas and Facilities (intended for the common use and benefit of all Owners and occupiers of the Flats and their bona fide guests, visitors and invitees); and

(iv) Carpark Common Areas and Facilities (intended for the common use and benefit of all Owners and occupiers of the Parking Spaces and their bona fide guests, visitors and invitees).

(c) Common Areas and Facilities (if capable of being shown on plans) are for identification purposes only shown coloured red, red hatched black, pink, pink hatched black, indigo, indigo hatched black, indigo cross-hatched black, violet and orange on the plans certified as to their accuracy by the Authorized Person and annexed to the DMC;

B. Number of Undivided Shares assigned to each Residential property in the Development

Undivided Shares are allocated to each residential property in the Development. Please refer to the tables entitled "Allocation of Undivided Shares to each residential property in the Development" below.

C. Term of Years for which the Manager of the Development is appointed

New Charm Management Limited has been appointed for an initial term of two years from the date of the DMC. The appointment of the manager may be terminated according to the provisions of the DMC.

D. Basis on which the Management Expenses are shared among the Owners of the Residential Properties in the Development

Each Owner shall contribute towards the Management Expenses of the Development monthly in advance such amount and proportion as provided in the DMC by reference to the Management Shares allocated to his Unit. In general :-

(a) Where any expenditure which in the reasonable opinion of the Manager is expended for the benefit of all Owners or relates to the Lot, the Estate and the Estate Common Areas and Facilities, such expenditure shall be borne by all Owners according to the proportions borne by the number of the Management Shares of their respective Units to the total number of Management Shares of all Units;

(b) Where such expenditure which in the reasonable opinion of the Manager is specifically referable to the Residential Accommodation (as defined in the DMC) (except those specifically referable to the Towers only) and the Residential Common Areas and Facilities, such expenditure shall be borne by the Owners of the Residential Units according to the proportions borne by the number of Management Shares allocated to their respective Residential Units to the total number of Management Shares allocated to all the Residential Units;

(c) Where such expenditure which in the reasonable opinion of the Manager is specifically referable to the Towers and the Tower Common Areas and Facilities, such expenditure shall be borne by the Owners of the Flats according to the proportions borne by the number of Management Shares allocated to their respective Flats to the total number of Management Shares allocated to all the Flats; and

(d) Where such expenditure which in the reasonable opinion of the Manager is expended for the benefit of the Parking Spaces and the Carpark Common Areas and Facilities, such expenditure shall be borne by the Owners of the Parking Spaces according to the proportions borne by the number of Management Shares allocated to their respective Parking Spaces to the total number of Management Shares allocated to all the Parking Spaces.

E. Basis on which the Management Fee Deposit is fixed

The amount of Management Fee Deposit is 3 months' monthly management fee.

F. Area in the Development Retained by the Vendor for the Vendor's Own Use

Not Applicable

Notes:
Please refer to the DMC for full details. A full copy of the DMC is available for inspection free of charge during opening hours at the sales office.

賣方（即「萃日投資有限公司」）、管理人（即「新卓管理有限公司」）及發展項目一位業主於 2018 年 1 月 11 日簽訂有關發展項目（即「尚珩」，在本部分又稱作「屋苑」）的大廈公契及管理協議（下稱「公契」）。

A. 發展項目的公用部分 （於公契中稱作「公用地方及設施」）

(a) 公用地方及設施指所有在該地段或屋苑內符合下列條件的部分、區域、系統、設備、設施、固定裝置、裝置、機器及其他物件：

(i) 根據公契擬提供予該屋苑或其部分的不同群組的業主或所有業主（視乎情況而定）及佔用人及其真正的訪客及被邀請人共用及共同利益；

(ii) 根據建築物管理條例（第 344 章）第 2 條被定義為「公用部分」的項目；或

(iii) 根據公契由管理人或賣方不時提供、安裝或指定的公用地方及設施。

(b) 公用地方及設施分為：

(i) 屋苑公用地方及設施（提供予該屋苑所有業主及佔用人及其真正的訪客及被邀請人整體的共用及共同利益）；

(ii) 住宅公用地方及設施（提供予所有住宅（包括住宅單位及洋房）的業主及佔用人及其真正的訪客及被邀請人的共用及共同利益）；

(iii) 大廈公用地方及設施（提供予所有住宅單位的業主及佔用人及其真正的訪客及被邀請人的共用及共同利益）；及

(iv) 停車場公用地方及設施（提供予所有停車位的業主及佔用人及其真正的訪客及被邀請人的共用及共同利益）。

(c) 公用地方及設施（如能夠在圖則上顯示）於公契夾附由認可人士認證其準確性的圖則上以紅色、紅色加黑色斜線、粉紅色、粉紅色加黑色斜線、靛藍色、靛藍色加黑色斜線、靛藍色加黑色交叉斜線、紫色及橙色顯示，作辨認之用。

B. 分配予發展項目中的每個住宅物業的不分割份數的數目

發展項目中的住宅單位均獲分配不分割份數。詳請參閱以下的「發展項目中的各住宅單位不分割份數之分配」一表。

C. 有關發展項目管理人的委任年期

新卓管理有限公司已獲委任為管理人，初始任期為公契簽署日期起計兩年。管理人的委任可按照公契的條文終止。

D. 管理開支在發展項目中的住宅物業的擁有人之間分擔的基準

每名業主須根據其單位的管理份數，按公契指明的金額及比例，以每月預付的方式分擔發展項目的管理開支。一般而言：

(a) 若管理人合理地認為任何開支乃用作所有業主之共同利益或與該地段、屋苑及屋苑公用地方及設施有關，該等開支由每名業主須按其單位的管理份數佔所有單位的管理份數的比例分擔；

(b) 若管理人合理地認為任何開支乃特別用於住宅範圍（按公契定義）（只特別用於大廈的開支除外）及住宅公用地方及設施，該等開支由每名住宅業主須按其住宅單位的管理份數佔所有住宅的管理份數的比例分擔；

(c) 若管理人合理地認為任何開支乃特別用於大廈及大廈公用地方及設施，該等開支由每名住宅單位業主須按其住宅單位的管理份數佔所有住宅單位的管理份數的比例分擔；及

(d) 若管理人合理地認為任何開支乃特別用於停車位及停車場公用地方及設施，該等開支由每名停車位業主須按其停車位的管理份數佔所有停車位的管理份數的比例分擔。

E. 計算管理費按金的基準

管理費按金相當於三個月之管理費。

F. 賣方在發展項目中保留作自用的範圍

不適用

備註：
全部詳情請參閱公契。公契副本在售樓處的辦公時間內供免費閱覽。

Allocation of Undivided Shares to each residential property in the Development
發展項目中的各住宅單位不分割份數之分配

House 洋房	No. of Undivided Shares allocated to each House 每座洋房之不分割份數
1	3,878
2	3,832
3	2,733
6	2,887
7	2,759
8	2,876
9	2,775
10	2,884
11	2,256
12	2,235
16	2,237
17	2,254
18	2,780

Garden Duplex 花園複式	No. of Undivided Shares allocated to each Unit 每單位之不分割份數
	3,167

Tower 座數	Floor 樓層	Unit 單位	No. of Undivided Shares allocated to each Unit 每單位之不分割份數
1	2/F 2 樓	A	1,886
		B	1,886
	3/F, 5/F - 8/F 3 樓、5 樓至 8 樓	A	1,895
		B	1,895
	9/F & 10/F 9 樓及 10 樓	A (Duplex) （複式）	2,868
		B (Duplex) （複式）	2,857
2	3/F, 5/F - 9/F 3 樓、5 樓至 9 樓	A	1,680
	3/F & 5/F, 6/F & 7/F, 8/F & 9/F 3 樓及 5 樓、6 樓及 7 樓、8 樓及 9 樓	B (Duplex) （複式）	1,512
	3/F 3 樓	C	1,567
	5/F - 8/F 5 樓至 8 樓	C	1,544
	9/F 9 樓	C	1,538
	10/F & 11/F 10 樓及 11 樓	A (Duplex) （複式）	2,793
		B (Duplex) （複式）	2,703
3	3/F, 5/F - 8/F 3 樓、5 樓至 8 樓	A	1,680
	3/F & 5/F, 6/F & 7/F, 8/F & 9/F 3 樓及 5 樓、6 樓及 7 樓、8 樓及 9 樓	B (Duplex) （複式）	1,512
	3/F 3 樓	C	1,574
	5/F - 9/F 5 樓至 9 樓	C	1,544
	9/F & 10/F 9 樓及 10 樓	A (Duplex) （複式）	2,595
	10/F 10 樓	B	1,891

Lot number of the land on which the development is situated

The Development is situated on Sha Tin Town Lot No. 563 (the "Lot").

Term of years under the lease

The lease term of the Lot granted under New Grant No. 21642 (the "Land Grant") is 50 years commencing from 30 August 2013.

User restrictions applicable to that land

1. User

   Special Condition No.(3) of the Land Grant stipulates that :-

   "The lot or any part thereof or any building or part of any building erected or to be erected thereon shall not be used for any purpose other than for private residential purposes."

2. Building set back

   Special Condition No.(5) of the Land Grant stipulates that :-

   "Except with the prior written consent of the Director and in conformity with any conditions imposed by him including the payment of any administrative fee and premium as he may require, no building, structure, support for any building or buildings or any structure or structures, or projection shall be erected or constructed within the area shown coloured pink stippled black on the plan annexed hereto (hereinafter referred to as "the Pink Stippled Black Area") at the ground level or levels or within the air space extending upwards from the ground level or levels of the Pink Stippled Black Area to a height of 15 metres. For the purpose of this Special Condition, the decision of the Director as to what constitutes the ground level or levels shall be final and binding on the Purchaser."

3. Recreational facilities

   Special Condition No.(7) of the Land Grant stipulates that :-

   "(a) The Purchaser may erect, construct and provide within the lot such recreational facilities and facilities ancillary thereto (hereinafter referred to as "the Facilities") as may be approved in writing by the Director. The type, size, design, height and disposition of the Facilities shall also be subject to the prior written approval of the Director.
   (b) For the purpose of calculating the total gross floor area stipulated in Special Condition No. (4)(c) hereof, subject to Special Condition No. (35)(d) hereof, any part of the Facilities provided within the lot in accordance with sub-clause (a) of this Special Condition which are for the common use and benefit of the residents of the residential block or blocks erected or to be erected on the lot and their bona fide visitors shall not be taken into account. The remaining part of the Facilities which, in the opinion of the Director, are not for such use shall be taken into account for such calculation.
   (c) In the event that any part of the Facilities is exempted from the gross floor area calculation pursuant to sub-clause (b) of this Special Condition (hereinafter referred to as "the Exempted Facilities"):
      (i) the Exempted Facilities shall be designated as and form part of the Common Areas referred to in Special Condition No.(15)(a)(v) hereof;
      (ii) the Purchaser shall at his own expense maintain the Exempted Facilities in good and substantial repair and condition and shall operate the Exempted Facilities to the satisfaction of the Director; and
      (iii) the Exempted Facilities shall only be used by the residents of the residential block or blocks erected or to be erected on the lot and their bona fide visitors and by no other person or persons.
   (d) In the event that the lot is developed for use as a single family residence, sub-clauses (b) and (c) of this Special Condition shall not apply. The decision of the Director as to whether the lot is developed for use as a single family residence shall be final and binding on the Purchaser."

4. No grave or columbarium permitted

   Special Condition No.(36) of the Land Grant stipulates that :-

   "No grave or columbarium shall be erected or made on the lot, nor shall any human remains or animal remains whether in earthenware jars, cinerary urns or otherwise be interred therein or deposited thereon."

Facilities that are required to be constructed and provided for the Government, or for public use

Grantee's obligations to lay, form or landscape any areas, or to construct or maintain any structures or facilities, within or outside that land

Lease conditions that are onerous to a purchaser

1. Maintenance

   General Condition No.7 of the Land Grant stipulates that :-

   "(a) The Purchaser shall throughout the tenancy having built or rebuilt (which word refers to redevelopment as contemplated in sub-clause (b) of this General Condition) in accordance with these Conditions:
      (i) maintain all buildings in accordance with the approved design and disposition and any approved building plans without variation or modification thereto; and
      (ii) maintain all buildings erected or which may hereafter be erected in accordance with these Conditions or any subsequent contractual variation of them, in good and substantial repair and condition and in such repair and condition deliver up the same at the expiration or sooner determination of the tenancy.
   (b) In the event of the demolition at any time during the tenancy of any building then standing on the lot or any part thereof, the Purchaser shall replace the same either by sound and substantial building or buildings of the same type and of no less gross floor area or by building or buildings of such type and value as shall be approved by the Director. In the event of demolition as aforesaid, the Purchaser shall within one calendar month of such demolition apply to the Director for consent to carry out building works for the redevelopment of the lot and upon receiving such consent shall within three calendar months thereof commence the necessary works of redevelopment and shall complete the same to the satisfaction of and within such time limit as is laid down by the Director."

2. Building covenant

   Special Condition No. (2) of the Land Grant stipulates that :-

   "The Purchaser shall develop the lot by the erection thereon of a building or buildings complying in all respects with these Conditions and all Ordinances, byelaws and regulations relating to building, sanitation and planning which are or may at any time be in force in Hong Kong, such building or buildings to be completed and made fit for occupation on or before the 31st day of December 2017."

3. Design and Disposition

   Special Condition No.(4)(f) of the Land Grant stipulates that :-

   "The design and disposition of any building or buildings erected or to be erected on the lot shall be subject to the approval in writing of the Director and no building works (other than site formation works) shall be

commenced on the lot until such approval shall have been obtained, and for the purpose of these Conditions "building works" and "site formation works" shall be as defined in the Buildings Ordinance, any regulations made thereunder and any amending legislation."

4. Recreational facilities

Special Condition No.(7)(a) of the Land Grant stipulates that :-

"The Purchaser may erect, construct and provide within the lot such recreational facilities and facilities ancillary thereto (hereinafter referred to as "the Facilities") as may be approved in writing by the Director. The type, size, design, height and disposition of the Facilities shall also be subject to the prior written approval of the Director."

5. Preservation of trees

Special Condition No.(8) of the Land Grant stipulates that :-

"No tree growing on the lot or adjacent thereto shall be removed or interfered with without the prior written consent of the Director who may, in granting consent, impose such conditions as to transplanting, compensatory landscaping or replanting as he may deem appropriate."

6. Landscaping

Special Condition No.(9) of the Land Grant stipulates that :-

"(a) The Purchaser shall at his own expense submit to the Director for his approval a landscape master plan indicating the location, disposition and layout of the landscaping works to be provided within the lot in compliance with the requirements stipulated in sub-clause (b) of this Special Condition. No site formation works shall be commenced on the lot or any part thereof until the landscape master plan has been approved in writing by the Director and consent, if required, has been granted in respect of the proposals for the preservation of trees under Special Condition No.(8) hereof.

(b) (i) The landscape master plan shall be at a scale of 1:500 or larger and shall contain information on the landscaping proposals including a survey and treatment of existing trees, site layout and formation levels, conceptual form of building development, illustrative layout of hard and soft landscaping areas and such other information as the Director may require.

(ii) Not less than 20% of the area of the lot shall be planted with trees, shrubs or other plants.

(iii) Not less than 50% of the 20% referred to in sub-clause (b)(ii) of this Special Condition (hereinafter referred to as "the Greenery Area") shall be provided at such location or level as may be determined by the Director at his sole discretion so that the Greenery Area shall be visible to pedestrians or accessible by any person or persons entering the lot.

(iv) The decision of the Director on which landscaping works proposed by the Purchaser constitutes the 20% referred to in sub-clause (b)(ii) of this Special Condition shall be final and binding on the Purchaser.

(v) The Director at his sole discretion may accept other non-planting features proposed by the Purchaser as an alternative to planting trees, shrubs or other plants.

(c) The Purchaser shall at his own expense landscape the lot in accordance with the approved landscape master plan in all respects to the satisfaction of the Director and no amendment, variation, alteration, modification or substitution of the approved landscape master plan shall be made without the prior written consent of the Director.

(d) The Purchaser shall thereafter at his own expense keep and maintain the landscaped works in a safe, clean, neat, tidy and healthy condition all to the satisfaction of the Director.

(e) The area or areas landscaped in accordance with this Special Condition shall be designated as and form part of the Common Areas referred to in Special Condition No.(15)(a)(v) hereof.

(f) In the event that the lot is developed for use as a single family residence, sub-clauses (b)(iii) and (e) of this Special Condition shall not apply. The decision of the Director as to whether the lot is developed for use as a single family residence shall be final and binding on the Purchaser.

7. Restriction on partitioning

Special Condition No.(17) of the Land Grant stipulates that :-

"The Purchaser shall not, without the prior written consent of the Director, partition (whether by way of assignment or other disposal or by any other means) the lot or any part thereof or any section which has been partitioned with the prior written consent of the Director under this Special Condition. Where the lot has been partitioned with such consent, the provisions in Special Condition No. (15) hereof shall be applicable to each of the sections so partitioned with the references to "the lot" under the said Special Condition being replaced and substituted by the relevant section."

8. Residential Parking Spaces

Special Condition No.(18)(a)(i) of the Land Grant stipulates that :-

"Spaces shall be provided within the lot to the satisfaction of the Director for the parking of motor vehicles licensed under the Road Traffic Ordinance, any regulations made thereunder and any amending legislation, and belonging to the residents of the building or buildings erected or to be erected on the lot and their bona fide guests, visitors or invitees (hereinafter referred to as "the Residential Parking Spaces") at the following rates:

(I) where a block or blocks of residential units (other than a detached, semi-detached or terraced house or houses which is or are intended for use as single family residences) are provided within the lot, at a rate to be calculated by reference to the respective size of the residential units erected or to be erected on the lot as set out in the table below unless the Director consents to a rate or to a number different from those set out in the table below;

Size of each residential unit	No. of the Residential Parking Spaces to be provided
Less than 40 square metres	One space for every 13.3 residential units or part thereof
Not less than 40 square metres but less than 70 square metres	One space for every 8 residential units or part thereof
Not less than 70 square metres but less than 100 square metres	One space for every 3.2 residential units or part thereof
Not less than 100 square metres but less than 160 square metres	One space for every 1.6 residential units or part thereof
Not less than 160 square metres	One space for one residential unit

(II) where a detached, semi-detached or terraced house or houses which is or are intended for use as single family residences are provided within the lot, at the rates of:

(A) one space for each such house where its gross floor area is less than 160 square metres and 1.5 spaces for each such house where its gross floor area is not less than 160 square metres but less than 220 square metres, provided that if the number of spaces to be provided under this sub-clause (a)(i)(II)(A) is a decimal number, the same shall be rounded up to the next whole number; and

(B) two spaces for each such house where its gross floor area is not less than 220 square metres.

For the purposes of this sub-clause (a)(i), the decision of the Director as to what constitutes a detached, semi-detached or terraced house and whether each such house constitutes or is intended for use as a single family residence shall be final and binding on the Purchaser."

9. Visitors' parking spaces

Special Condition No.(18)(a)(iii) of the Land Grant stipulates that :-

"Additional spaces for the parking of motor vehicles licensed under the Road Traffic Ordinance, any regulations made thereunder and any amending legislation, and belonging to the bona fide guests, visitors or invitees of the residents of the building or buildings erected or to be erected on the lot shall be provided, subject to a minimum of two spaces being provided, at the following rates :-

(I) if more than 75 residential units are provided in any block of residential units erected or to be erected on the lot, at a rate of one space for every such block of residential units; or

(II) at such other rates as may be approved by the Director.

For the purpose of this sub-clause (a)(iii), a detached, semi-detached or terraced house which is intended for use as a single family residence shall not be regarded as a block of residential units or a residential unit. The decision of the Director as to what constitutes a detached, semi-detached or terraced house and whether each such house constitutes or is intended for use as a single family residence shall be final and binding on the Purchaser."

10. Parking Spaces for the Disabled Persons

Special Condition No.(18)(b) of the Land Grant stipulates that :-

"(i) Out of the spaces provided under sub-clauses (a)(i)(I) and (a)(iii) (as may be varied under Special Condition No. (20) hereof) and (a)(i)(II) of this Special Condition, the Purchaser shall reserve and designate such number of spaces for the parking of motor vehicles by disabled persons as defined in the Road Traffic Ordinance, any regulations made thereunder and any amending legislation (which spaces to be so reserved and designated are hereinafter referred to as "the Parking Spaces for Disabled Persons") as the Building Authority may require and approve provided that a minimum of one space shall be so reserved and designated out of the spaces provided under sub-clause (a)(iii) of this Special Condition (as may be varied under Special Condition No. (20) hereof) and that the Purchaser shall not designate or reserve all of the spaces provided under sub-clause (a)(iii) of this Special Condition (as may be varied under Special Condition No. (20) hereof) to become the Parking Spaces for the Disabled Persons.

(ii) The Parking Spaces for the Disabled Persons shall not be used for any purpose other than for the parking of motor vehicles by disabled persons as defined in the Road Traffic Ordinance, any regulations made thereunder and any amending legislation, and belonging to the residents of the building or buildings erected or to be erected on the lot and their bona fide guests, visitors or invitees and in particular the said spaces shall not be used for the storage, display or exhibiting of motor vehicles for sale or otherwise or for the provision of car cleaning and beauty services."

11. Motor Cycle Parking Spaces

Special Condition No.(18)(c) of the Land Grant stipulates that :-

"(i) Spaces shall be provided within the lot to the satisfaction of the Director for the parking of motor cycles licensed under the Road Traffic Ordinance, any regulations made thereunder and any amending legislation, and belonging to the residents of the building or buildings erected or to be erected on the lot and their bona fide guests, visitors or invitees (hereinafter referred to as "the Motor Cycle Parking Spaces") at a rate of 10 percent of the total number of spaces required to be provided under sub-clauses (a)(i)(I) and (a)(iii) of this Special Condition (as may be varied under Special Condition No. (20) hereof) unless the Director consents to another rate. If the number of spaces to be provided under this sub-clause (c)(i) is a decimal number, the same shall be rounded up to the next whole number.

(ii) The Motor Cycle Parking Spaces (as may be varied under Special Condition No. (20) hereof) shall not be used for any purpose other than for the purpose set out in sub-clause (c)(i) of this Special Condition and in particular the said spaces shall not be used for the storage, display or exhibiting of motor vehicles for sale or otherwise or for the provision of car cleaning and beauty services."

12. Loading and unloading requirements

Special Condition No.(19)(a) of the Land Grant stipulates that :-

"Spaces shall be provided within the lot to the satisfaction of the Director for the loading and unloading of goods vehicles at a rate of one space for every 800 residential units or part thereof in the building or buildings erected or to be erected on the lot or at such other rates as may be approved by the Director subject to a minimum of one loading and unloading space for each block of residential units erected or to be erected on the lot, such loading and unloading space to be located adjacent to or within each block of residential units. For the purpose of this sub-clause (a), a detached, semi-detached or terraced house which is intended for use as single family residence shall not be regarded as a block of residential units or a residential unit. The decision of the Director as to whether each such house constitutes or is intended for use as a single family residence shall be final and binding on the Purchaser."

13. Flexibility in parking provisions

Special Condition No.(20) of the Land Grant stipulates that :-

"(a) Notwithstanding sub-clauses (a)(i)(I), (a)(iii) and (c)(i) of Special Condition No. (18) hereof, the Purchaser may increase or reduce the respective numbers of spaces required to be provided under the said sub-clauses by not more than 5 percent provided that the total number of spaces so increased or reduced shall not exceed 50.

(b) In addition to sub-clause (a) of this Special Condition, the Purchaser may increase or reduce the respective number of spaces required to be provided under sub-clauses (a)(i)(I) and (c)(i) of Special Condition No. (18) hereof (without taking into account the spaces calculated in sub-clause (a) of this Special Condition) by not more than 5 percent."

14. Restriction on alienation of the Residential Parking Spaces and the Motor Cycle Parking Spaces

Special Condition No.(22)(a) of the Land Grant stipulates that :-

"Notwithstanding that these Conditions shall have been observed and complied with to the satisfaction of the Director, the Residential Parking Spaces and the Motor Cycle Parking Spaces shall not be:

(i) assigned except

(I) together with undivided shares in the lot giving the right of exclusive use and possession of a residential unit or units in the building or buildings erected or to be erected on the lot; or

(II) to a person who is already the owner of undivided shares in the lot with the right of exclusive use and possession of a residential unit or units in the building or buildings erected or to be erected on the lot; or

(ii) underlet except to the residents of the residential units in the building or buildings erected or to be erected on the lot.

Provided that in any event not more than three in number of the total of the Residential Parking Spaces and the Motor Cycle Parking Spaces shall be assigned to the owner or underlet to the resident of any one residential unit in the building or buildings erected or to be erected on the lot."

15. Common Areas

Special Condition No. (23) of the Land Grant stipulates that :-

"The spaces provided within the lot in accordance with Special Conditions Nos. (18)(a)(iii) and (19) and the

Parking Spaces for the Disabled Persons shall be designated as and form part of the Common Areas."

16. Cutting away

Special Condition No.(27) of the Land Grant stipulates that :-

"(a) Where there is or has been any cutting away, removal or setting back of any land, or any building-up or filling-in or any slope treatment works of any kind whatsoever, whether with or without the prior written consent of the Director, either within the lot or on any Government land, which is or was done for the purpose of or in connection with the formation, levelling or development of the lot or any part thereof or any other works required to be done by the Purchaser under these Conditions, or for any other purpose, the Purchaser shall at his own expense carry out and construct such slope treatment works, retaining walls or other support, protection, drainage or ancillary or other works as shall or may then or at any time thereafter be necessary to protect and support such land within the lot and also any adjacent or adjoining Government or leased land and to obviate and prevent any falling away, landslip or subsidence occurring thereafter. The Purchaser shall at all times during the term hereby agreed to be granted maintain at his own expense the said land, slope treatment works, retaining walls or other support, protection, drainage or ancillary or other works in good and substantial repair and condition to the satisfaction of the Director.

(b) Nothing in sub-clause (a) of this Special Condition shall prejudice the Government's rights under these Conditions, in particular Special Condition No. (26) hereof.

(c) In the event that as a result of or arising out of any formation, levelling, development or other works done by the Purchaser or owing to any other reason, any falling away, landslip or subsidence occurs at any time, whether in or from any land within the lot or from any adjacent or adjoining Government or leased land, the Purchaser shall at his own expense reinstate and make good the same to the satisfaction of the Director and shall indemnify the Government its agents and contractors from and against all costs, charges, damages, demands and claims whatsoever which shall or may be made, suffered or incurred through or by reason of such falling away, landslip or subsidence.

(d) In addition to any other rights or remedies herein provided for breach of any of these Conditions, the Director shall be entitled by notice in writing to call upon the Purchaser to carry out, construct and maintain the said land, slope treatment works, retaining walls, or other support, protection and drainage or ancillary or other works to reinstate and make good any falling away, landslip or subsidence, and if the Purchaser shall neglect or fail to comply with the notice to the satisfaction of the Director within the period specified therein, the Director may forthwith execute and carry out any necessary works and the Purchaser shall on demand repay to the Government the cost thereof, together with any administrative or professional fees and charges."

17. Anchor maintenance

Special Condition No. (29) of the Land Grant stipulates that :-

"Where prestressed ground anchors have been installed, upon development or redevelopment of the lot or any part thereof, the Purchaser shall at his own expense carry out regular maintenance and regular monitoring of the prestressed ground anchors throughout their service life to the satisfaction of the Director and shall supply to the Director such reports and information on all such monitoring works as the Director may from time to time in his absolute discretion require. If the Purchaser shall neglect of fail to carry out the required monitoring works, the Director may forthwith execute and carry out the monitoring works and the Purchaser shall on demand repay to the Government the cost thereof."

18. Spoil or debris

Special Condition No.(30) of the Land Grant stipulates that :-

"(a) In the event of earth, spoil, debris, construction waste or building materials (hereinafter referred to as "the waste") from the lot, or from other areas affected by any development of the lot being eroded, washed down or dumped onto public lanes or roads or into or onto road-culverts, foreshore or seabed, sewers, storm-water drains or nullahs or other Government properties (hereinafter referred to as "the Government properties"), the Purchaser shall at his own expense remove the waste from and make good any damage done to the Government properties. The Purchaser shall indemnify the Government against all actions, claims and demands arising out of any damage or nuisance to private property caused by such erosion, washing down or dumping.

(b) Notwithstanding sub-clause (a) of this Special Condition the Director may (but is not obliged to), at the request of the Purchaser remove the waste from and make good any damage done to the Government properties and the Purchaser shall pay to the Government on demand the cost thereof."

19. Green Hatched Black Area

Special Condition No.(31) of the Land Grant stipulates that :-

"(a) The Purchaser shall at his own expense carry out and complete to the satisfaction of the Director such geotechnical investigations and such slope treatment, landslide preventive, mitigation and remedial works on the areas shown coloured green hatched black on the plan annexed hereto (hereinafter referred to as "the Green Hatched Black Area") as the Director in his absolute discretion may require and shall, at all times during the term hereby agreed to be granted, at his own expense, maintain in good and substantial repair and condition to the satisfaction of the Director the Green Hatched Black Area including all land, slope treatment works, earth-retaining structures, drainage and any other works therein and thereon. In the event that any landslip, subsidence or falling away occurs within the Green Hatched Black Area at any time during the term hereby agreed to be granted, the Purchaser shall at his own expense reinstate and make good the same to the satisfaction of the Director together with any adjacent or adjoining areas which, in the opinion of the Director (whose decision shall be final and binding on the Purchaser), have also been affected. The Purchaser shall indemnify the Government, its agents and contractors against all claims, proceedings, costs, damages and expenses whatsoever incurred by reason of such landslip, subsidence or falling away. The Purchaser shall ensure at all times that there shall be no illegal excavation or dumping on the Green Hatched Black Area and, subject to the prior written approval of the Director, the Purchaser may erect fences or other barriers for the prevention of such illegal excavation or dumping. In addition to any other rights or remedies the Director may have in respect of any breach of these Conditions, the Director may at any time by notice in writing call upon the Purchaser to carry out such geotechnical investigations, slope treatment, landslip preventive, mitigation and remedial works and to maintain, reinstate and make good any land, structure or works affected by such landslip, subsidence or falling away, and if the Purchaser shall neglect or fail to comply with such notice to the satisfaction of the Director within the period specified therein, the Director may, after the expiry of such period, execute and carry out the required works and the Purchaser shall on demand repay to the Government the cost thereof.

(b) Notwithstanding sub-clause (a) of this Special Condition, the obligations and rights of the Purchaser in respect of the Green Hatched Black Area or any part thereof under this Special Condition shall absolutely determine upon the Government giving the Purchaser notice to that effect, and no claim whatsoever shall be made against the Government or the Director or his or their duly authorized officers by the Purchaser in respect of any loss, damage or disturbance suffered or any expense incurred as a result of such determination. However, such determination shall be without prejudice to any rights or remedies of the Government in respect of any antecedent breach, non-performance or non-observance of sub-clause (a) of this Special Condition."

20. Damage to Services

Special Condition No. (32) of the Land Grant stipulates that :-

"The Purchaser shall take or cause to be taken all proper and adequate care, skill and precautions at all times, and particularly when carrying out construction, maintenance, renewal or repair work (hereinafter referred to as "the Works"), to avoid causing any damage, disturbance or obstruction to any Government or other existing drain, waterway or watercourse, water main, road, footpath, street furniture, sewer, nullah, pipe, cable, wire, utility service or any other works or installations being or running upon, over, under or adjacent to the lot or

any part thereof or the Green Hatched Black Area or both the lot or any part thereof and the Green Hatched Black Area (hereinafter collectively referred to as "the Services"). The Purchaser shall prior to carrying out any of the Works make or cause to be made such proper search and enquiry as may be necessary to ascertain the present position and levels of the Services, and shall submit his proposals for dealing with any of the Services which may be affected by the Works in writing to the Director for his approval in all respects, and shall not carry out any work whatsoever until the Director shall have given his written approval to the Works and to such aforesaid proposals. The Purchaser shall comply with and at his expense meet any requirements which may be imposed by the Director in respect of the Services in granting the aforesaid approval, including the cost of any necessary diversion, relaying or reinstatement. The Purchaser shall at his own expense in all respects repair, make good and reinstate to the satisfaction of the Director any damage, disturbance or obstruction caused to the lot or the Green Hatched Black Area or both the lot or any part thereof and the Green Hatched Black Area or any of the Services in any manner arising out of the Works (except for nullah, sewer, storm-water drain or water main, the making good of which shall be carried out by the Director, unless the Director elects otherwise, and the Purchaser shall pay to the Government on demand the cost of such works). If the Purchaser fails to carry out any such necessary diversion, relaying, repairing, making good and reinstatement of the lot or any part thereof or the Green Hatched Black Area or both the lot or any part thereof and the Green Hatched Black Area or of any of the Services to the satisfaction of the Director, the Director may carry out any such diversion, relaying, repairing, making good or reinstatement as he considers necessary and the Purchaser shall pay to the Government on demand the cost of such works."

21. Construction of drains and channels

Special Condition No. (33)(a) of the Land Grant stipulates that :-

"The Purchaser shall construct and maintain at his own expense and to the satisfaction of the Director such drains and channels, whether within the boundaries of the lot or on Government land, as the Director may consider necessary to intercept and convey into the nearest stream-course, catchpit, channel or Government storm-water drain all storm-water or rain-water falling or flowing on to the lot, and the Purchaser shall be solely liable for and shall indemnify the Government and its officers from and against all actions, claims and demands arising out of any damage or nuisance caused by such storm-water or rain-water."

22. Connecting drains and sewers

Special Condition No. (33)(b) of the Land Grant stipulates that :-

"The works of connecting any drains and sewers from the lot to the Government storm-water drains and sewers, when laid and commissioned, may be carried out by the Director who shall not be liable to the Purchaser for any loss or damage thereby occasioned and the Purchaser shall pay to the Government on demand the cost of such connection works. Alternatively, the said connection works may be carried out by the Purchaser at his own expense to the satisfaction of the Director and in such case any section of the said connection works which is constructed within Government land shall be maintained by the Purchaser at his own cost and upon demand be handed over by the Purchaser to the Government for future maintenance thereof at the expense of the Government and the Purchaser shall pay to the Government on demand the cost of the technical audit in respect of the said connection works. The Director may, upon failure of the Purchaser to maintain any section of the said connection works which is constructed within Government land, carry out such maintenance works as he considers necessary and the Purchaser shall pay to the Government on demand the cost of such works."

Notes:

1. The reference to the "Purchaser" in the Land Grant means the Purchaser under the Land Grant and where the context so admits or requires includes its executors, administrators and assigns and in case of a corporation its successors and assigns.
2. The reference to the "Director" in the Land Grant means the Director of Lands.
3. Where any discrepancy arises between the original English version and the Chinese translation of the Land Grant quoted in this section, the English version shall prevail.
4. For full details, please refer to the Land Grant and a copy of the Land Grant is available for inspection free of charge during opening hours at the sales office.

發展項目所位於的土地的地段編號

發展項目位於沙田市地段 563 號（「該地段」）。

有關租契規定的年期

根據新批地文件第 21642 號（「批地文件」）規定，該地段的租期為 50 年，從 2013 年 8 月 30 日起計。

適用於該土地的用途限制

1. 用途

批地文件的特別批地條款第 (3) 條規定：

「該地段或其任何部分或在該地段建造或擬建的任何建築物或其任何部分不得用作私人住宅用途以外的任何其他用途。」

2. 建築物後移

批地文件的特別批地條款第 (5) 條規定：

「除非獲得署長的預先書面同意和符合署長施加的條件，包括支付他要求的任何行政費及地價，否則不得在附錄於批地文件的圖則上用粉紅色加黑圓點顯示的區域（以下簡稱「粉紅色加黑圓點區域」）之地面或從粉紅色加黑圓點區域之地面起向上伸展 15 米高度的上空範圍內搭建或興建任何建築物、構築物、任何建築物或構築物的支撐物或伸展物。在本特別條款中，署長對地面的界定為最終決定，並約束買方。」

3. 康樂設施

批地文件的特別批地條款第 (7) 條規定：

「(a) 經署長書面批准，買方可在該地段內搭建、興建及提供康樂設施及其輔助設施（以下簡稱「設施」），設施的類型、面積、設計、高度及布局亦須經署長的預先書面批准。
(b) 在計算特別批地條款第 (4)(c) 條所指定的總樓面面積時，除特別批地條款第 (35)(d) 條另有規定外，任何按照本特別批地條款第 (a) 分條在該地段內提供的設施，其提供予該地段已建或擬建的住宅大廈的住戶及其真正的訪客共同使用及享用之部分將不會計算在內。至於署長認為不屬於以上用途的設施的餘下部分，則會列入計算。
(c) 倘若設施之任何部分按照本特別批地條款第 (b) 分條而獲豁免列入總樓面面積的計算時（以下簡稱「獲豁免設施」）：
(i) 獲豁免設施須指定為並構成特別批地條款第 (15)(a)(v) 條提及的公用地方；
(ii) 買方須自費保養獲豁免設施以維持修繕妥當，並須操作獲豁免設施，而使署長滿意；
(iii) 獲豁免設施僅供該地段已建或擬建的住宅大廈的住戶及其真正的訪客，而非其他人士使用。
(d) 倘若該地段的開發僅作為單獨家庭住宅使用，本特別批地條款第 (b) 和 (c) 分條則不適用。惟署長對該地段的開發是否作為單獨家庭住宅用途的決定為最終決定，並約束買方。」

4. 不准用作墳墓或骨灰龕

批地文件的特別批地條款第 (36) 條規定：

「不得在該地段搭建或用作墳墓或骨灰龕，亦不得在其內或其上用泥壇、骨灰盒或其他形式埋葬或存放任何人類遺骸或動物遺骸。」

按規定須興建並提供予政府或供公眾使用的設施

有關承授人在該土地內外鋪設、塑造或作環境美化的任何範圍，或興建或維持任何構築物或設施的責任

對買方造成負擔的租用條件

1. 維修

批地文件的一般批地條款第 (7) 條規定：

「(a) 買方須在整個租期內按照批地條款對已建及重建（指本一般批地條款第 (b) 分條下預期的重新開發）建築物：
(i) 根據已獲批准的設計及布局及獲批准的圖則對所有建築物進行維修，不得有任何修訂或更改；及
(ii) 對所有按照批地條款或其後根據合約所修訂的批地條款而興建或將建的建築物進行維修，以保持其處於修繕妥當及良好的保養狀態，直至租期屆滿或提前終止交還為止。
(b) 若在租期內的任何時候清拆其時興建在該地段或其任何部分上的建築物，買方須興建相同類型、不少於其原來總樓面面積而穩固而堅實的大廈，或任何署長批准興建的類型和價值的大廈，以作替代。在上述的清拆情況中，買方須在有關清拆工程的一個月內向署長申請其同意重新開發該地段的建築工程，並在取得有關同意後的三個月內開展重新開發的必要工程及在署長規定的期限內完成，使署長滿意。」

2. 建築規約

批地文件的特別批地條款第 (2) 條規定：

「買方須開發該地段，在該地段上興建建築物，並於 2017 年 12 月 31 日或之前竣工及使其適合佔用，在一切方面符合該等條款及目前及任何時候在香港施行適用於建築、衛生及規劃之一切法例、附例及規例。」

3. 設計及布局

批地文件的特別批地條款第 (4)(f) 條規定：

「在該地段上已建或擬建的任何建築物的設計及布局須經署長書面批准，未取得上述批准之前不得展開任何建築工程（地盤平整工程除外）。在本文件中，「建築工程」及「地盤平整工程」須按建築物條例及其下的任何規例及任何修訂法例界定。」

4. 康樂設施

批地文件的特別批地條款第 (7)(a) 條規定：

「經署長書面批准，買方可在該地段內搭建、興建及提供康樂設施及其輔助設施（以下簡稱「設施」），設施的類型、面積、設計、高度及布局亦須經署長的預先書面批准。」

5. 樹木保育

批地文件的特別批地條款第 (8) 條規定：

「未經署長事先書面同意，不得移除或干擾該地段或毗連範圍內的樹木。署長可在作出有關同意時施加他認為合適的條件，藉以樹木進行移植、補償性景觀美化工程或再植。」

6. 園景美化

批地文件的特別批地條款第 (9) 條規定：

「(a) 買方須自費向署長提交一份園景美化工程的園景總綱圖，顯示在該地段內按照本特別批地條款第 (b) 分條規定而提供的園景美化工程的位置、布局及平面圖，以取得署長之批准。在未取得署長對園景總綱圖的書面批准以及就特別批地條款 (8) 條有關樹木保育之建議（如需要）授予同意之前不得對該地段或其中任何部分展開任何地盤平整工程。
(b) (i) 園景總綱圖須以 1:500 或更大的比例制訂並載有園景美化工程建議的資料，包括勘察及處理現有樹木、地盤平面及平整水平、建築發展的概念形式、軟硬園景區域布局說明及署長可要求的其他資料。
(ii) 該地段中不少於 20% 範圍須種植樹木、灌木或其他植物。
(iii) 本特別批地條款第 (b)(ii) 分條提及的 20% 中不少於 50%（以下簡稱「綠化區域」）須在署長自行酌情決定的位置或水平提供，以便行人可看見或進入該地段的任何人士可接近該綠化區域。
(iv) 署長對哪項買方建議的園景美化工程構成本特別批地條款第 (b)(ii) 分條提及的 20% 的決定為最終決定，並約束買方。
(v) 署長可自行酌情接受買方建議用其他非種植裝飾代替種植樹木、灌木或其他植物。
(c) 買方須自費按照已批准的園景總綱圖美化該地段，使署長在所有方面滿意。未經署長的預先書面批准，不得對已批准園景總綱圖進行修改、變動、更改、修訂或代替。
(d) 其後買方須自費保持及保養園景美化工程，使其處於安全、整潔、齊整及健康的狀態，在一切方面使署長滿意。

(e) 按特別批地條款美化的範圍須指定為並構成特別條款第 (15)(a)(v) 條提及的公用地方的一部分。
(f) 倘若該地段的開發僅作為個別家庭居住使用，本特別批地條款第 (b)(iii) 和 (e) 分條則不適用。惟署長對該地段的開發是否作為個別家庭居住用途的決定為最終決定，並約束買方。」

7. 分割限制

批地文件的特別批地條款第 (17) 條規定：

「在沒有署長書面同意下，買方不得將該地段或其任何部分或其任何先前已根據本特別批地條例向署長取得書面同意而分割的分段分割（不論是以轉讓、出售或任何其他方式）。若該地段在取得上述同意的情況下被分割，批地文件的特別批地條款第 (15) 條則適用於各個如此分割的分段，而該特別批地條款中提及的「該地段」將被相關分段所取代。」

8. 住宅停車位

批地文件的特別批地條款第 (18)(a)(i) 條規定：

「必須在該地段內按照以下比率提供停車位，供根據《道路交通條例》、其下的任何規例及任何修訂法例獲發牌，並屬於該地段上已建或擬建的建築物之住戶和他們的真正來賓、訪客或被邀請使用者的車輛停泊（以下簡稱「住宅停車位」），以使署長滿意：

(I) 若在該地段內提供住宅大廈（擬供個別家庭居住用途的獨立屋、半獨立屋或排屋除外），除非署長同意採用與以下表格不同的比率或數目，否則須根據下列表格中列明的比率，並參照在該地段內已建或擬建的各住宅的面積計算；

每個住宅單位的面積	擬提供的住宅停車位數目
少於 40 平方米	每 13.3 個住宅單位或其中部分須提供 1 個停車位
不少於 40 平方米，但少於 70 平方米	每 8 個住宅單位或其中部分須提供 1 個停車位
不少於 70 平方米，但少於 100 平方米	每 3.2 個住宅單位或其中部分須提供 1 個停車位
不少於 100 平方米，但少於 160 平方米	每 1.6 個住宅單位或其中部分須提供 1 個停車位
不少於 160 平方米	每 1 個住宅單位須提供 1 個停車位

(II) 若在該地段內提供擬供單獨家庭住宅用途的獨立屋、半獨立屋或排屋，須根據下列比率計算：

(A) 每座總樓面面積少於 160 平方米之洋房須提供 1 個停車位，每座總樓面面積不少於 160 平方米但少於 220 平方米之洋房須提供 1.5 個停車位。若按本 (a)(i)(II)(A) 分條計算下須提供的停車位數目為小數，則須調整為下一個較大的整數；及

(B) 每座總樓面面積不少於 220 平方米之洋房須提供 2 個車位。

就本 (a)(i) 分條而言，署長對獨立屋、半獨立屋或排屋的定義和該等洋房是否構成或擬供一個個別家庭居住用途的決定為最終決定，並約束買方。」

9. 訪客停車位

批地文件的特別批地條款第 (18)(a)(iii) 條規定：

「在最少提供兩個停車位的條件下，須根據以下比率提供額外停車位，供根據《道路交通條例》、其下的任何規例及任何修訂法例獲發牌，並屬於該地段上已建或擬建的建築物之住戶的真正來賓、訪客或被邀請使用者的車輛停泊：
(I) 若在該地段內任何已建或擬建的住宅大廈提供超過 75 個住宅單位，每一座此等住宅大廈須提供一個停車位；或
(II) 任何其他獲署長批准的比率。
就本 (a)(iii) 分條而言，擬供一個個別家庭居住的獨立屋、半獨立屋或排屋將不被視作一座住宅大廈或一個住宅單位。署長對獨立屋、半獨立屋或排屋的定義和該等洋房是否構成或擬供一個個別家庭居住用途的決定為最終決定，並約束買方。」

10. 傷殘人士停車位

批地文件的特別批地條款第 (18)(b) 條規定：

「(i) 在按照本特別批地條款第 (a)(i)(I) 及 (a)(iii) 分條（或可按照特別批地條款第 (20) 條修訂）及第 (a)(i)(II) 分條所提供的停車位中，買方須保留並指定由建築事務監督所要求及批准的數目的停車位，供《道路交通條例》、其下的任何規例及任何修訂法例界定的傷殘人士停泊車輛（如此保留及指定停車位以下簡稱「傷殘人士停車位」），惟當中須保留及指定最少一個按照本特別批地條款第 (a)(iii) 分條（或可按照特別批地條款第 (20) 條修訂）提供的停車位，而買方亦不可保留或指定全部按照本特別批地條款第 (a)(iii) 分條（或可按照特別批地條款第 (20) 條修訂）提供的停車位為傷殘人士停車位。
(ii) 傷殘人士停車位不可被用作停泊《道路交通條例》、其下的任何規例及任何修訂法例界定的傷殘人士，並屬於該地段上已建或擬建的建築物之住戶和他們的真正來賓、訪客或被邀請使用者的車輛以外之任何用途，特別是此等車位不可被用作儲存、陳列或展示車輛作出售或其他用途或洗車及汽車美容服務。」

11. 電單車停車位

批地文件的特別批地條款第 (18)(c) 條規定：

「(i) 須在該地段內提供車位供《道路交通條例》、其下的任何規例及任何修訂法例獲發牌，並屬於該地段上已建或擬建的建築物之住戶的真正來賓、訪客或被邀請使用者的電單車停泊（以下簡稱「電單車停車位」），使署長滿意。除非署長同意其他比率，電單車停車位的數目為按照本特別批地條款第 (a)(i)(I) 及 (a)(iii) 分條（或可按照特別批地條款第 (20) 條修訂）所提供的停車位總數的百分之十。若在本 (c)(i) 分條下需要提供的車位數目為小數，須進位至下一整數。
(ii) 電單車停車位（或可按照特別批地條款第 (20) 條修訂）不可被用作本特別批地條款第 (c)(i) 分條所規定以外的任何用途，特別是此等車位不可被用作儲存、陳列或展示車輛作出售或其他用途或洗車及汽車美容服務。」

12. 裝卸貨物要求

批地文件的特別批地條款第 (19)(a) 條規定：

「須在該地段內提供地方供貨車裝卸貨物，使署長滿意。就在該地段內已建或擬建的住宅大廈，須每 800 個住宅單位或其部分提供一個或按照其他署長批准的比例提供裝卸區，惟該地段內每座已建或擬建的住宅大廈必須最少有一個裝卸區。該裝卸區須設置於該住宅大廈之內或其毗鄰位置。就本第 (a) 分條而言，擬供一個個別家庭居住的獨立屋、半獨立屋或排屋將不被視作一座住宅大廈或一個住宅單位。署長對獨立屋、半獨立屋或排屋的定義和該等洋房是否構成或擬供一個個別家庭居住用途的決定為最終決定，並約束買方。」

13. 停車位條款的彈性處理

批地文件的特別批地條款第 (20) 條規定：

「(a) 即使批地文件特別批地條款第 (18) 條的第 (a)(i)(I)、(a)(iii) 及 (c)(i) 分條另有規定，買方可增加或減少該等分條所要求提供的各種停車位數目不多於百分之五，惟如此增加或減少的停車位數目不得超過 50。
(b) 除本特別批地條款第 (a) 分條之外，買方可增加或減少批地文件特別批地條款第 (18) 條的第 (a)(i)(I) 及 (c)(i) 分條所要求提供的各種停車位數目不多於百分之五（毋須考慮按本特別批地條款第 (a) 分條所計算的停車位）。」

14. 住宅車位及電單車車位的轉讓限制

批地文件的特別批地條款第 (22)(a) 條規定：

「即使已履行與遵守批地文件內的條款並使署長滿意，住宅停車位及電單車停車位不得：
(i) 轉讓，除非
(I) 連同帶有獨家使用及管有該地段已建或擬建的建築物的住宅單位的權利的該地段的不分割份數；或
(II) 予已經擁有帶有獨家使用及管有該地段已建或擬建的建築物的住宅單位的權利的該地段的不分割份數的人士；或
(ii) 分租，除非分租給該地段已建或擬建的建築物的住宅單位的住戶。
但在任何情況下，不得轉讓或分租總數超過三個住宅停車位及電單車停車位給予該地段已建或擬建的建築物的任何一名住宅單位的業主或住戶。」

15. 公用地方

批地文件的特別批地條款第 (23) 條規定：

「根據特別批地條款第 (18)(a)(iii) 及 (19) 條而在該地段內提供的停車位與傷殘人士停車位須指定為及構成公用地方的一部分。」

16 分割

批地文件的特別批地條款第 (27) 條規定：

「(a) 如果任何土地需要或已經被分割、移走或退讓或堆積或堆填或進行任何類型的斜坡護土工程，不論有否經署長預先書面同意，亦不論是在該地段或任何政府土地內，旨在構建、平整或開發該地段或其中任何部分或買方按該等條件需要進行的任何其他工程或作任何其他用途，買方須自行出資進行與修建該等斜坡處理工程、護土牆或其他承托物、保護物、排水或附屬工程或其後成為必要的其他工程，以便保護與承托該地段和任何毗鄰或毗連政府土地或出租土地內的泥土，避免與防止其後發生任何塌方、山泥傾瀉或地陷。買方須在批地文件授予的租期期間自行出資保養該土地、斜坡處理工程、護土牆或其他承托物、保護物、排水或附屬工程或其他工程，使其處於修繕妥當的狀態，使署長滿意。

(b) 本特別批地條款第 (a) 分條的規定沒有影響該等條款，特別是批地文件特別批地條款第 (26) 條賦予政府的權利。

(c) 若因任何構建、平整、開發或買方進行的其他工程或任何其他原因造成任何時候發生塌方、山泥傾瀉或地陷，不論發生在或來自該地段內的任何土地或任何毗鄰或毗連政府土地或出租土地，買方須自行出資進行修復或彌補，使署長滿意，並彌償政府、其代理人及承建商因上述塌方、山泥傾瀉或地陷所承受、遭受或產生的一切費用、收費、損害賠償、要求及索償。

(d) 除了批地文件規定對違反該等條件的任何其他權利或濟助外，署長有權發出書面通知要求買方進行、修建及保養該土地、斜坡處理工程、護土牆或其他承托物、保護物及排水或輔助工程或其他工程或修復與彌補任何塌方、山泥傾瀉或地陷。如果買方不理會或未能在通知指定的時期內執行該通知要求，使署長滿意，署長可立即執行與進行任何必要工程。買方須在要求時歸還政府因而產生的費用，以及任何行政或專業費用及開支。」

17. 地樁保養

批地文件的特別批地條款第 (29) 條規定：

「若該地段或其中任何部分在開發或重建時已安裝預應力地樁，買方須在預應力地樁的服務年限期間定期保養與檢查預應力地樁，使署長滿意並在署長不時自行酌情要求時提供上述檢驗工程的報告和資料給署長。如果買方不理會或未能進行上述要求的檢查工程，署長可立即執行與進行該檢查工程，而買方須在要求時歸還政府因此產生的費用。」

18. 廢棄泥石

批地文件的特別批地條款第 (30) 條規定：

「(a) 若有任何該地段或任何由該地段的發展所影響的其他區域的泥土、廢石方、瓦礫、建築廢料或建築材料（以下簡稱「廢物」）被腐蝕、沖刷或傾倒至公共小巷或道路或路渠、前灘或海床、污水渠、雨水渠、排水渠、明渠或其他政府物業（以下簡稱「政府物業」），買方須自費清理政府物業內的廢物，並彌補對政府物業造成的任何損壞。買方須彌償政府一切因上述腐蝕、沖刷或傾倒而對私人物業造成任何損壞或滋擾所產生的一切訴訟、索償及要求賠償。

(b) 即使本特別條款第 (a) 分條另有規定，署長可以（但沒有責任）在買方要求下清理政府物業內的廢物並彌補對政府物業造成的任何損壞，買方須在要求時向政府支付因此產生的費用。」

19 綠色加黑斜線區域

批地文件的特別批地條款第 (31) 條規定：

「(a) 買方須對附錄於批地文件的圖則上用綠色加黑斜線顯示的區域（以下簡稱「綠色加黑斜線區域」）自費進行及完成土力勘測及按署長自行酌情要求的斜坡處理、預防山泥傾瀉、緩解及修補工程，使署長滿意，並在批地文件授予的租期期間，自費妥善保養綠色加黑斜線區域，包括一切土地、斜坡處理工程、護土構築物、排水渠及其內或其上的任何其他工程。若在批地文件授予的租期期間，綠色加黑斜線區域發生任何山泥傾瀉、地陷或塌方，買方須自費修復及彌補該區域及署長認為（有關決定為最終決定並約束買方）亦受影響的任何毗鄰或毗連區域，使署長滿意。買方須彌償政府、其代理人及承建商因上述山泥傾瀉、地陷及塌方而造成的一切索償、司法程序、費用、損害賠償及開支。買方須確保綠色加黑斜線區域在任何時候不得有任何非法挖掘或棄置垃圾。在署長的預先書面批准下，買方可搭建圍欄或其他障礙物，以防止非法挖掘或棄置垃圾。除署長對違反該等條款具有的任何其他權利或濟助外，署長可在任何時候以書面通知買方進行上述土力勘測、斜坡處理、預防山泥傾瀉、緩解及修補工程並保養、修復及彌補受到上述山泥傾瀉、地陷或塌方影響的任何土地、構築物或工程。如果買方在通知指定的時間內沒有理會或沒有執行該通知以使署長滿意，署長可在上述通知期結束後，展開與進行所要求的工程，而買方須在要求時付還有關費用予政府。

(b) 即使本特別批地條款第 (a) 分條另有規定，買方在本特別條款中對綠色加黑斜線區域或其中任何部分的權利及責任將在政府向買方發出相關通知後完全終止。買方不能對上述終止產生的任何損失、損害或侵擾向政府、署長或其正式授權的官員索取賠償。惟上述終止無損政府就任何先前違反、不遵守或不履行本特別批地條款第 (a) 分條而引起的任何權利或濟助。」

20. 服務設施的損壞

批地文件的特別批地條款第 (32) 條規定：

「買方須在任何時候，特別是在進行建築、保養、翻新或維修工程（以下簡稱「工程」）期間，採取或促使他人採取一切適當及充分的謹慎、技巧及預防措施，避免對任何由政府或他人擁有、並經過該地段或其任何部分或綠色加黑斜線範圍或該地段及其任何部分或綠色加黑斜線範圍或其任何部分之上、上面、之下或毗鄰的現有排水渠、水道、水管、道路、行人路、行人徑、街道設施、污水渠、明渠、管道、電纜、電線、公用事業服務或任何其他工程或裝置（以下簡稱「服務設施」）造成任何損壞。買方在進行任何工程前須進行或促使他人進行適當的勘測及必要的了解，以確定服務設施的現時位置及高度，並須提交就處理受影響的服務設施的書面建議予署長批准。在取得署長對上述工程及建議作出的書面批准前，不得進行任何工程。買方須履行並自費滿足署長在有關作出批准時就服務設施可能施加的任何要求，包括任何改道、重鋪或修復的費用。買方須自費在各方面進行維修、彌補及修復任何因上述工程而對該地段或其任何部分或綠色加黑斜線範圍或該地段及其任何部分或綠色加黑斜線範圍或其任何部分或任何服務設施以任何方式所造成的損壞、干擾或阻塞，使署長滿意。（明渠、污水渠、雨水渠、排水渠或水管除外，其修復工程將由署長負責。除署長另有指明，買方須在要求時向政府支付該等工程之費用。）若買方未能對該地段或其任何部分或綠色加黑斜線範圍或該地段及其任何部分或綠色加黑斜線範圍或其任何部分或任何服務設施進行上述必要的改道、重鋪、維修、彌補及修復工程，使署長滿意，署長可進行他認為必要的上述改道、重鋪、維修、修復或彌補工程，買方須在要求時向政府支付該等工程的費用。」

21. 建造排水渠及排水道

批地文件的特別批地條款第 (33)(a) 條規定：

「買方須在署長認為需要的情況下在該地段邊界內或政府土地內自費建造及保養排水渠及渠道，接通並引導該地段的一切暴雨或雨水到最接近的河道、集水井、渠道或政府雨水渠，使署長滿意。買方須獨自負責並彌償政府及其官員一切因上述暴雨或雨水而造成的任何損壞或滋擾而招致的訴訟、索償及要求。」

22. 建造接駁排水渠及污水渠

批地文件的特別批地條款第 (33)(b) 條規定：

「接駁該地段至已鋪設及啟用的政府排水渠及污水渠的排水渠及污水渠工程可由署長進行，惟署長毋須向買方負責任何因此而產生的損失或損害。買方須在要求時向政府支付上述接駁工程的費用。此外，上述接駁工程亦可由買方自費進行，使署長滿意，但在此情況下，若接駁工程中有任何一段修建於政府土地內，買方必須自費保養，直至買方按要求將其交還予政府，由政府出資負責此後的保養。買方須在要求時向政府支付交還有關接駁工程的技術檢驗費用。若購買人未能保養上述接駁工程在政府土地內之任何部分，署長可進行其認為需要的修繕工程，而買方則須在要求時向政府支付該等工程的費用。」

備註：

1. 批地文件內提述的「買方」一詞乃指批地文件訂明的「買方」。若批地文件文義許可，該詞亦包括其遺產執行人，遺產管理人及承讓人；如屬公司則包括其繼承人及承讓人。
2. 批地文件內提述的「署長」一詞乃指地政總署署長。
3. 若在本節內所引用的批地文件的英文原文與中文譯本有歧義時，一概以英文原文為準。
4. 有關全部詳情，請參閱批地文件。批地文件的副本文本在售樓處的辦公時間內可供免費閱覽。

A. Any facilities that are required under the land grant to be constructed and provided for the Government, or for public use

The Green Hatched Black Area as referred to in Special Condition No.(31) of the Land Grant

1. Provisions of the Land Grant

Special Condition No.(31) of the Land Grant stipulates that :-

"(a) The Purchaser shall at his own expense carry out and complete to the satisfaction of the Director such geotechnical investigations and such slope treatment, landslide preventive, mitigation and remedial works on the areas shown coloured green hatched black on the plan annexed hereto (hereinafter referred to as "the Green Hatched Black Area") as the Director in his absolute discretion may require and shall, at all times during the term hereby agreed to be granted, at his own expense, maintain in good and substantial repair and condition to the satisfaction of the Director the Green Hatched Black Area including all land, slope treatment works, earth-retaining structures, drainage and any other works therein and thereon. In the event that any landslip, subsidence or falling away occurs within the Green Hatched Black Area at any time during the term hereby agreed to be granted, the Purchaser shall at his own expense reinstate and make good the same to the satisfaction of the Director together with any adjacent or adjoining areas which, in the opinion of the Director (whose decision shall be final and binding on the Purchaser), have also been affected. The Purchaser shall indemnify the Government, its agents and contractors against all claims, proceedings, costs, damages and expenses whatsoever incurred by reason of such landslip, subsidence or falling away. The Purchaser shall ensure at all times that there shall be no illegal excavation or dumping on the Green Hatched Black Area and, subject to the prior written approval of the Director, the Purchaser may erect fences or other barriers for the prevention of such illegal excavation or dumping. In addition to any other rights or remedies the Director may have in respect of any breach of these Conditions, the Director may at any time by notice in writing call upon the Purchaser to carry out such geotechnical investigations, slope treatment, landslip preventive, mitigation and remedial works and to maintain, reinstate and make good any land, structure or works affected by such landslip, subsidence or falling away, and if the Purchaser shall neglect or fail to comply with such notice to the satisfaction of the Director within the period specified therein, the Director may, after the expiry of such period, execute and carry out the required works and the Purchaser shall on demand repay to the Government the cost thereof.

(b) Notwithstanding sub-clause (a) of this Special Condition, the obligations and rights of the Purchaser in respect of the Green Hatched Black Area or any part thereof under this Special Condition shall absolutely determine upon the Government giving the Purchaser notice to that effect, and no claim whatsoever shall be made against the Government or the Director or his or their duly authorized officers by the Purchaser in respect of any loss, damage or disturbance suffered or any expense incurred as a result of such determination. However, such determination shall be without prejudice to any rights or remedies of the Government in respect of any antecedent breach, non-performance or non-observance of sub-clause (a) of this Special Condition."

2. Provisions of the Deed of Mutual Covenant

Clause No.	Provision
Recital (1)	In this Deed the following expressions shall have the following meanings except where the context otherwise permits or requires :- "Green Hatched Black Area" means the Green Hatched Black Area as defined in Special Condition No.(31)(a) of the Conditions; "Slopes" means such land, slopes, slope treatment works, boundary walls, retaining walls, earth-retaining structures, drainage and/or other structures (if any) within or outside the Lot which are required to be maintained by the Owners under the provisions of the Conditions including but not limited to the Green Hatched Black Area and (if capable of being shown on a plan) as shown coloured green hatched black on the "Slope Plan" certified as to their accuracy by the Authorized Person and annexed hereto.
Clause 77	The Owners shall at their own expense carry out, complete and maintain to the satisfaction of the Director of Lands all works (including but not limited to geotechnical investigations, slope treatment, landslide preventive, mitigation and remedial works) in respect of the Slopes (for the avoidance of doubt, including those within and outside the Lot) as required by the Conditions, the Director of Lands or otherwise and in accordance with "Geoguide 5 – Guide to Slope Maintenance" issued by the Geotechnical Engineering Office (as amended or substituted from time to time) and the slope maintenance manual(s) prepared in accordance with such Geoguide 5. A full copy of such slope maintenance manual(s) shall be deposited by the First Owner at the management office within one month of the date of this Deed and shall be available for inspection by the Owners free of charge and for taking copies upon payment of a reasonable charge during the normal office hours of the management office of the Estate. All charges received shall be credited to the Special Fund.
Clause 78	Where there is or has been any cutting away, removal or setting back of any land or any building-up or filling-in or any slope treatment works of any kind whatsoever, whether with or without the prior written consent of the Director of Lands, either within the Lot or on any Government land, which is or was done for the purpose of or in connection with the formation, levelling or development of the Lot or any part thereof or any other works required to be done by the Owners under the Conditions or otherwise, or for any other purpose, the Owners shall at their own expense carry out, construct and maintain such slope treatment works, retaining walls or other support, protection, drainage or ancillary or other works as shall or may then or at any time thereafter be necessary to protect and support such land within the Lot and also any adjacent or adjoining Government or leased land and to obviate and prevent any falling away, landslip or subsidence occurring thereafter.

3. Right of the general public to use the above facilities and open space (if any)

Not applicable.

B. Facilities that are required under the land grant to be managed, operated or maintained for public use at the expense of the owners of the residential properties in the development

Not Applicable

C. Open space that is required under the land grant to be managed, operated or maintained for public use at the expense of the owners of the residential properties in the development

Not Applicable

D. Any part of the land (on which the development is situated) that is dedicated to the public for the purposes of regulation 22(1) of the Building (Planning) Regulations (Cap. 123 sub. leg. F)

Not Applicable

E. A plan that shows the location of those facilities and open spaces, and those parts of the land

Please refer to the plan annexed to the Land Grant which is reproduced in the Chinese version of Part E of this section (P.88).

A. 根據批地文件規定須興建並提供予政府或供公眾使用的任何設施

批地文件第 (31) 條所指之「綠色加黑斜線區域」

1. 批地文件的條款

批地文件的特別批地條款第 (31) 條規定：

「(a) 買方須對附錄於批地文件的圖則上用綠色加黑斜線顯示的區域（以下簡稱「綠色加黑斜線區域」）自費進行及完成土力勘測及按署長自行酌情要求的斜坡處理、預防山泥傾瀉、緩解及修補工程，使署長滿意，並在批地文件授予的租期期間，自費妥善保養綠色加黑斜線區域，包括一切土地、斜坡處理工程、護土構築物、排水渠及其內或其上的任何其他工程。若在批地文件授予的租期期間，綠色加黑斜線區域發生任何山泥傾瀉、地陷或塌方，買方須自費修復及彌補該區域及署長認為（有關決定為最終決定並約束買方）亦受影響的任何毗鄰或毗連區域，使署長滿意。買方須彌償政府、其代理人及承建商因上述山泥傾瀉、地陷及塌方而造成的一切索償、司法程序、費用、損害賠償及開支。買方須確保綠色加黑斜線區域在任何時候不得有任何非法挖掘或棄置垃圾。在署長的預先書面批准下，買方可搭建圍欄或其他障礙物，以防止非法挖掘或棄置垃圾。除署長對違反該等條款具有的任何其他權利或濟助外，署長可在任何時候以書面通知買方進行上述土力勘測、斜坡處理、預防山泥傾瀉、緩解及修補工程並保養、修復及彌補受到上述山泥傾瀉、地陷或塌方影響的任何土地、構築物或工程。如果買方在通知指定的時間內沒有理會或沒有執行該通知以使署長滿意，署長可在上述通知期結束後，展開與進行所要求的工程，而買方須在要求時付還有關費用予政府。

(b) 即使本特別批地條款第 (a) 分條另有規定，買方在本特別條款中對綠色加黑斜線區域或其中任何部分的權利及責任將在政府向買方發出相關通知後完全終止。買方不能對上述終止產生的任何損失、損害或侵擾向政府、署長或其正式授權的官員索取賠償。惟上述終止無損政府就任何先前違反、不遵守或不履行本特別批地條款第 (a) 分條而引起的任何權利或濟助。」

2. 公契的條款

條款	公契的規定
敘文 (1)	在本公契中，除文意另有所指，下列字詞具有下述之涵意： 「綠色加黑斜線區域」指批地文件特別條款第 (31)(a) 條界定的綠色加黑斜線區域。 「斜坡」指根據批地文件業主須要保養該土地之內或之外的斜坡、斜坡處理工程、邊界牆、擋土牆、擋土構築物、排水渠及 / 或其他構築物（如有）（包括但不限於綠色加黑斜線區域），並以綠色加黑斜線顯示於由認可人士核證及附於本公契的「斜坡圖則」中（若可於圖內顯示）。
第 77 條	業主須自費按批地文件條款、地政總署署長或其他人士之規定，及依照由土力工程處發出的「岩土指南第五冊—斜坡維修指南」（或其不時修訂或取代之版本）須按該「岩土指南第五冊」編制的斜坡及護土牆保養手冊，對斜坡（為免生疑問，包括在該地段內或外之斜坡）進行一切工程（包括但不限於土力勘測、斜坡護理、防止山泥傾瀉、緩解及修補工程），以使地政總署署長滿意。首業主須在本公契之日起 1 個月內在管理處備存一整套該保養手冊，供業主於正常辦公時間內免費查閱及在支付合理的費用後取得其副本。因此收到的一切費用須撥入特別基金。
第 78 條	如果任何土地需要或已經被分割、移走或退讓或堆積或堆填或進行任何類型的斜坡護土工程，不論有否經地政總署署長預先書面同意，亦不論是在該地段或任何政府土地內，旨在構建、平整或開發該地段或其中任何部分或買方按批地文件或其他條款需要進行的任何其他工程或作任何其他用途，買方須自行出資進行、修建及維修該等斜坡處理工程、護土牆或其他承托物、保護物、排水或附屬工程或其後成為必要的其他工程，以便保護與承托該地段和任何毗鄰或毗連政府土地或出租土地內的泥土，避免與防止其後發生任何塌方、山泥傾瀉或地陷。

3. 公眾按照批地文件使用上述之設施及休憩用地之權利（如有）

不適用

B. 根據批地文件規定須由發展項目中的住宅物業的擁有人出資管理、營運或維持以供公眾使用的設施

不適用

C. 根據批地文件規定須由發展項目中的住宅物業的擁有人出資管理、營運或維持以供公眾使用的休憩用地

不適用

D. 發展項目所位於的土地中為施行《建築物（規劃）規例》（第 123 章，附屬法例 F）第 22(1) 條而撥供公眾用途的任何部分

不適用

E. 顯示該等設施、休憩用地及土地中的該等部分的位置的圖則（請見下圖）

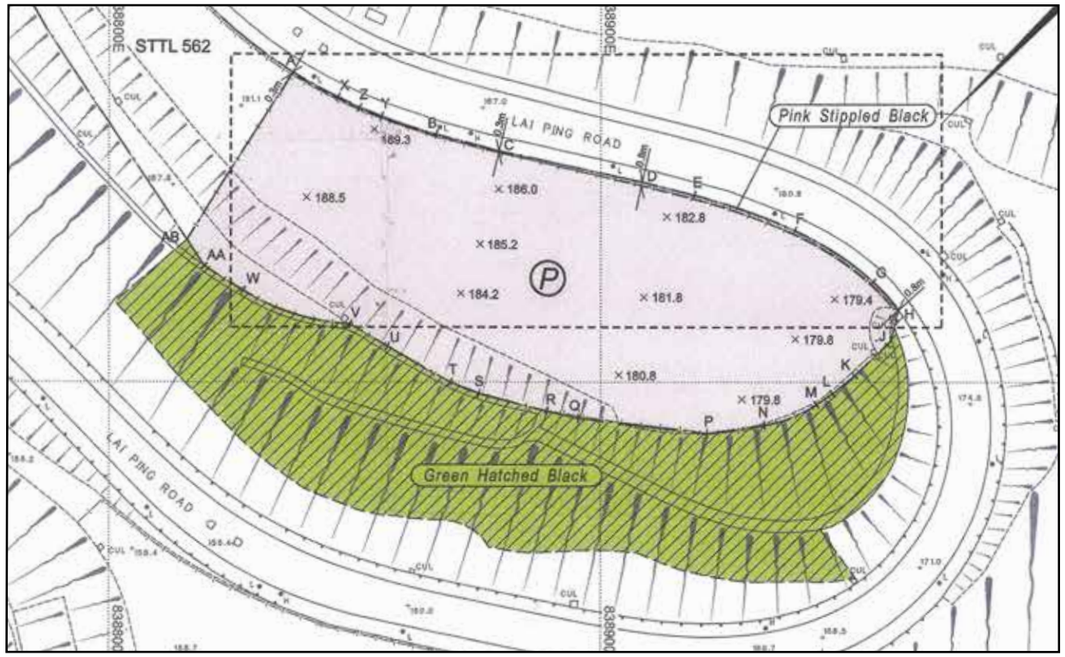

Green Hatched Black Area
綠色加黑斜線區域

This plan is a reproduction of the plan annexed to the Land Grant.
此圖乃複製自附於批地文件的圖則。

WARNING TO PURCHASERS

對買方的警告

(a) The purchaser is hereby recommended to instruct a separate firm of solicitors (other than that acting for the owner) to act for the purchaser in relation to the transaction.

(b) If the purchaser instructs such separate firm of solicitors to act for the purchaser in relation to the transaction, that firm will be able to give independent advice to the purchaser.

(c) If the purchaser instructs the firm of solicitors acting for the owner to act for the purchaser as well, and a conflict of interest arises between the owner and the purchaser :-

(i) that firm may not be able to protect the purchaser's interests; and

(ii) the purchaser may have to instruct a separate firm of solicitors.

(d) In the case of paragraph (c)(ii) above, the total solicitors' fees payable by the purchaser may be higher than the fees that would have been payable if the purchaser had instructed a separate firm of solicitors in the first place.

(a) 謹此建議買方聘用一間獨立的律師事務所 (代表擁有人行事者除外)，以在交易中代表買方行事。

(b) 如買方聘用上述的獨立的律師事務所，以在交易中代表買方行事，該律師事務所將會能夠向買方提供獨立意見。

(c) 如買方聘用代表擁有人行事的律師事務所同時代表買方行事，而擁有人與買方之間出現利益衝突 :-

(i) 該律師事務所可能不能夠保障買方的利益；及

(ii) 買方可能要聘用一間獨立的律師事務所。

(d) 如屬上述 (c)(ii) 段的情況，買方須支付的律師費用總數，可能高於如買方自一開始即聘用一間獨立的律師事務所而須支付的費用。

CROSS-SECTION PLAN OF BUILDING IN THE DEVELOPMENT

發展項目中的建築物的橫截面圖

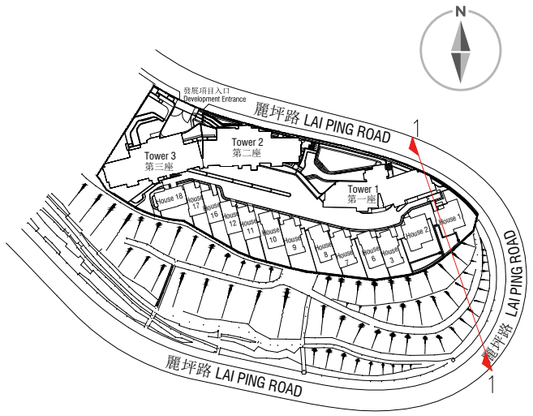

KEY PLAN 指示圖

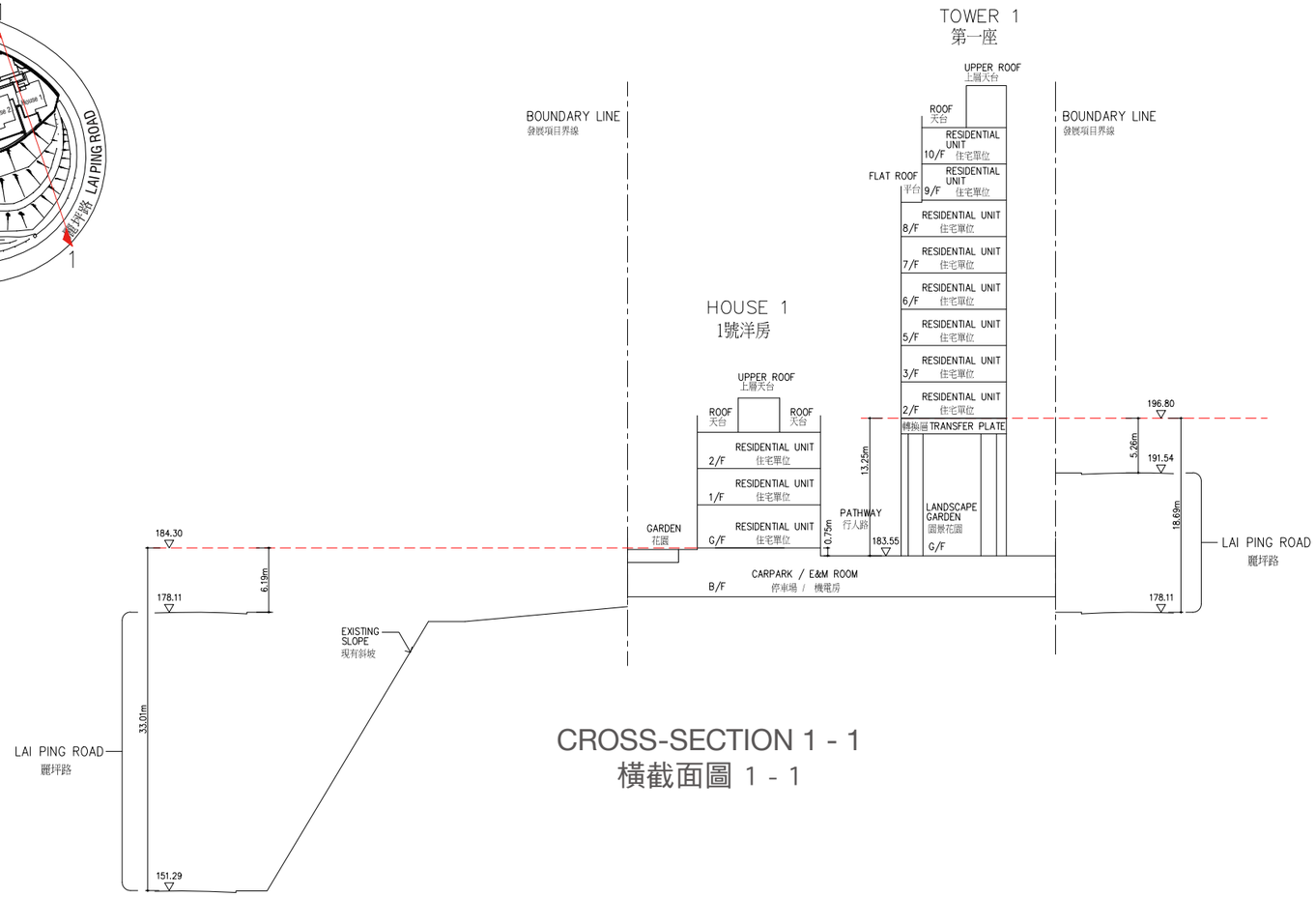

CROSS-SECTION 1 - 1
橫截面圖 1 - 1

---- Dotted line denotes the lowest residential floor.
---- 虛線為最低住宅樓層水平。

The part of Lai Ping Road adjacent to the building (Tower 1 of the Development) is 178.11 to 191.54 metres above the Hong Kong Principal Datum.
毗連建築物 (發展項目第一座) 的一段麗坪路為香港主水平基準以上 178.11 至 191.54 米。

The part of Lai Ping Road adjacent to the building (House 1 of the Development) is 151.29 to 178.11 metres above the Hong Kong Principal Datum.
毗連建築物 (發展項目 1 號洋房) 的一段麗坪路為香港主水平基準以上 151.29 至 178.11 米。

The part of Pathway adjacent to the building (Tower 1 and House 1 of the Development) is 183.55 metres above the Hong Kong Principal Datum.
毗連建築物 (發展項目第一座及 1 號洋房) 的一段行人路為香港主水平基準以上 183.55 米。

CROSS-SECTION PLAN OF BUILDING IN THE DEVELOPMENT

發展項目中的建築物的橫截面圖

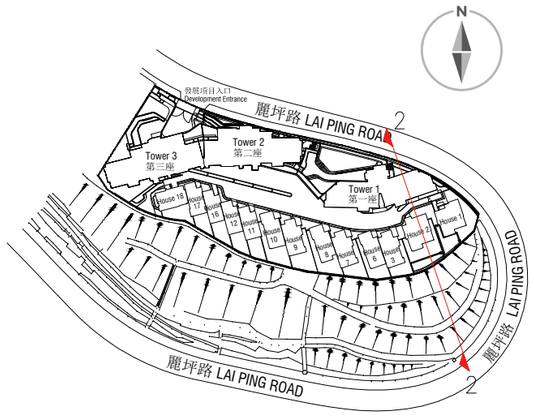

KEY PLAN 指示圖

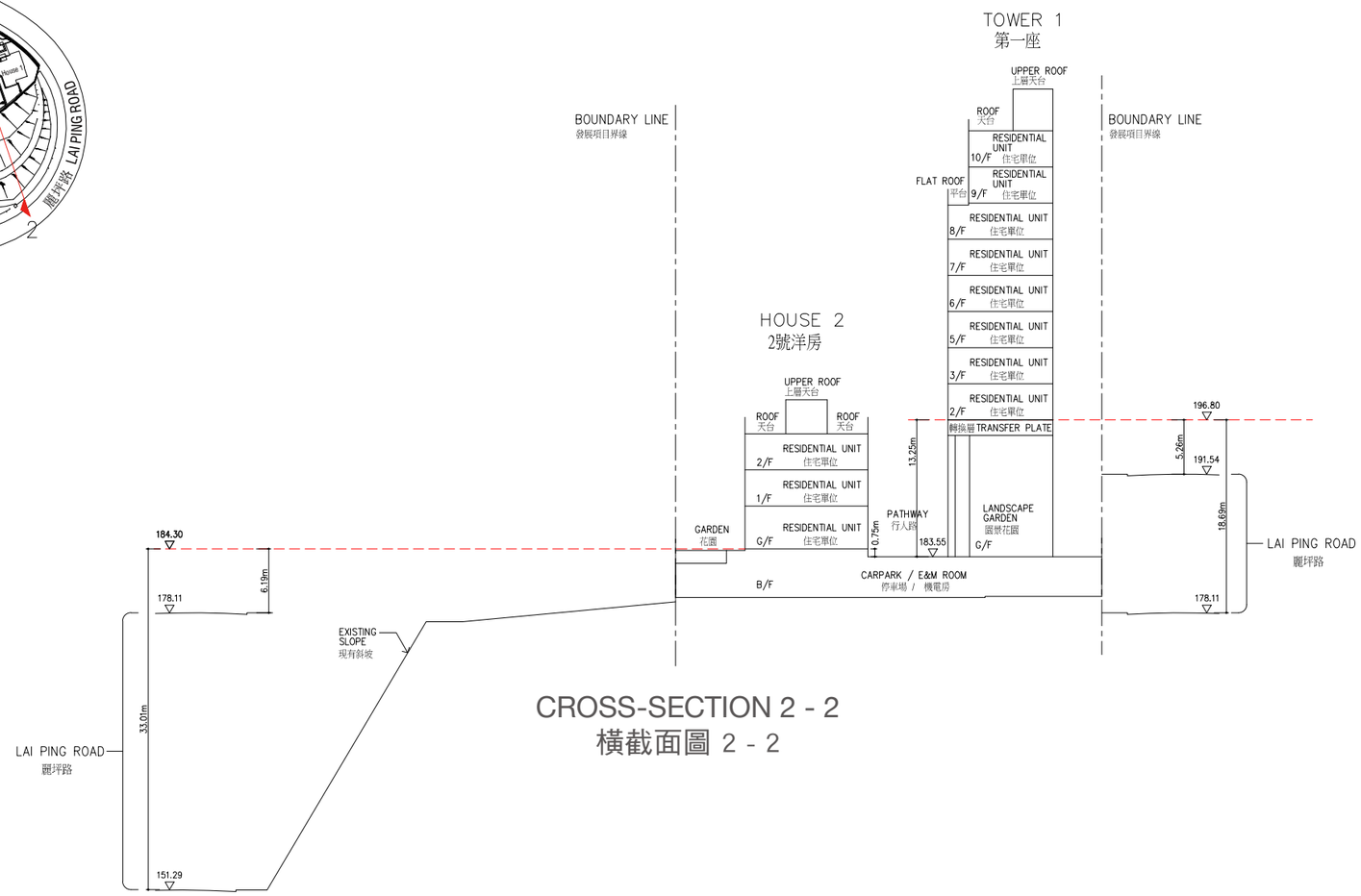

CROSS-SECTION 2 - 2
橫截面圖 2 - 2

---- Dotted line denotes the lowest residential floor.
---- 虛線為最低住宅樓層水平。

The part of Lai Ping Road adjacent to the building (Tower 1 of the Development) is 178.11 to 191.54 metres above the Hong Kong Principal Datum.
毗連建築物 (發展項目第一座) 的一段麗坪路為香港主水平基準以上 178.11 至 191.54 米。

The part of Lai Ping Road adjacent to the building (House 2 of the Development) is 151.29 to 178.11 metres above the Hong Kong Principal Datum.
毗連建築物 (發展項目 2 號洋房) 的一段麗坪路為香港主水平基準以上 151.29 至 178.11 米。

The part of Pathway adjacent to the building (Tower 1 and House 2 of the Development) is 183.55 metres above the Hong Kong Principal Datum.
毗連建築物 (發展項目第一座及 2 號洋房) 的一段行人路為香港主水平基準以上 183.55 米。

CROSS-SECTION PLAN OF BUILDING IN THE DEVELOPMENT

發展項目中的建築物的橫截面圖

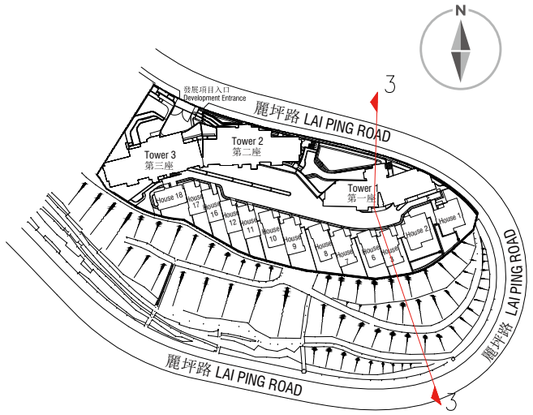

KEY PLAN 指示圖

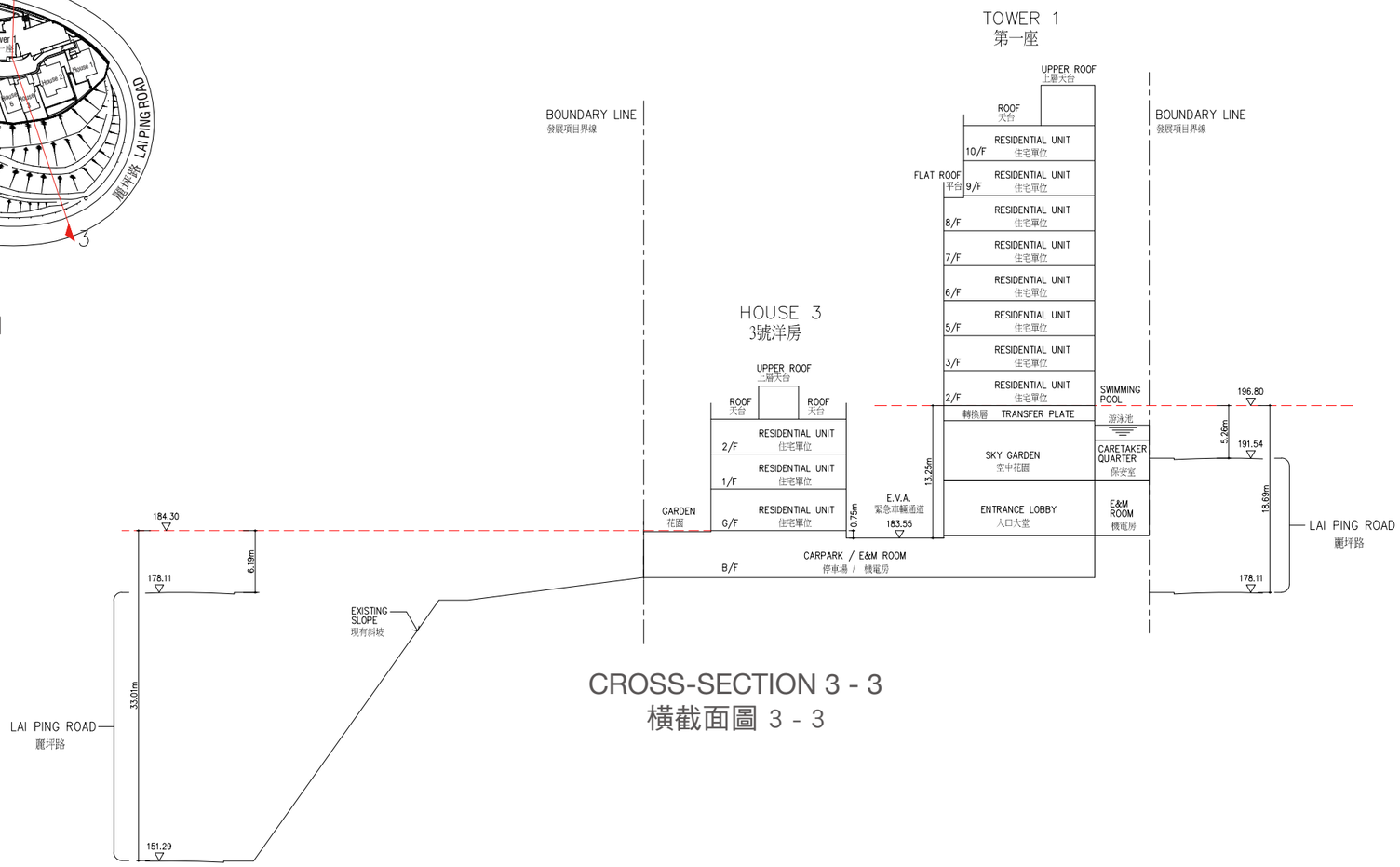

CROSS-SECTION 3 - 3
橫截面圖 3 - 3

---- Dotted line denotes the lowest residential floor.
---- 虛線為最低住宅樓層水平。

The part of Lai Ping Road adjacent to the building (Tower 1 of the Development) is 178.11 to 191.54 metres above the Hong Kong Principal Datum.
毗連建築物 (發展項目第一座) 的一段麗坪路為香港主水平基準以上 178.11 至 191.54 米。

The part of Lai Ping Road adjacent to the building (House 3 of the Development) is 151.29 to 178.11 metres above the Hong Kong Principal Datum.
毗連建築物 (發展項目 3 號洋房) 的一段麗坪路為香港主水平基準以上 151.29 至 178.11 米。

The part of Emergency Vehicular Access adjacent to the building (Tower 1 and House 3 of the Development) is 183.55 metres above the Hong Kong Principal Datum.
毗連建築物 (發展項目第一座及 3 號洋房) 的一段緊急車輛通道為香港主水平基準以上 183.55 米。

CROSS-SECTION PLAN OF BUILDING IN THE DEVELOPMENT

發展項目中的建築物的橫截面圖

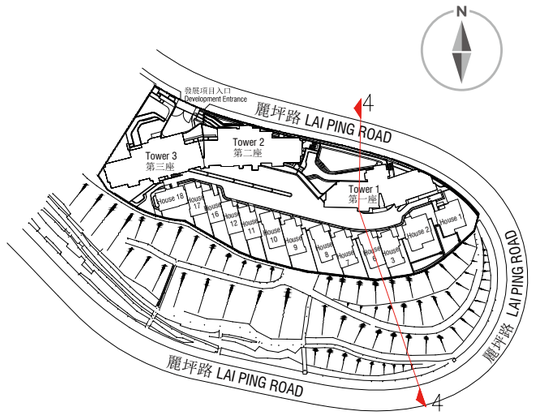

KEY PLAN 指示圖

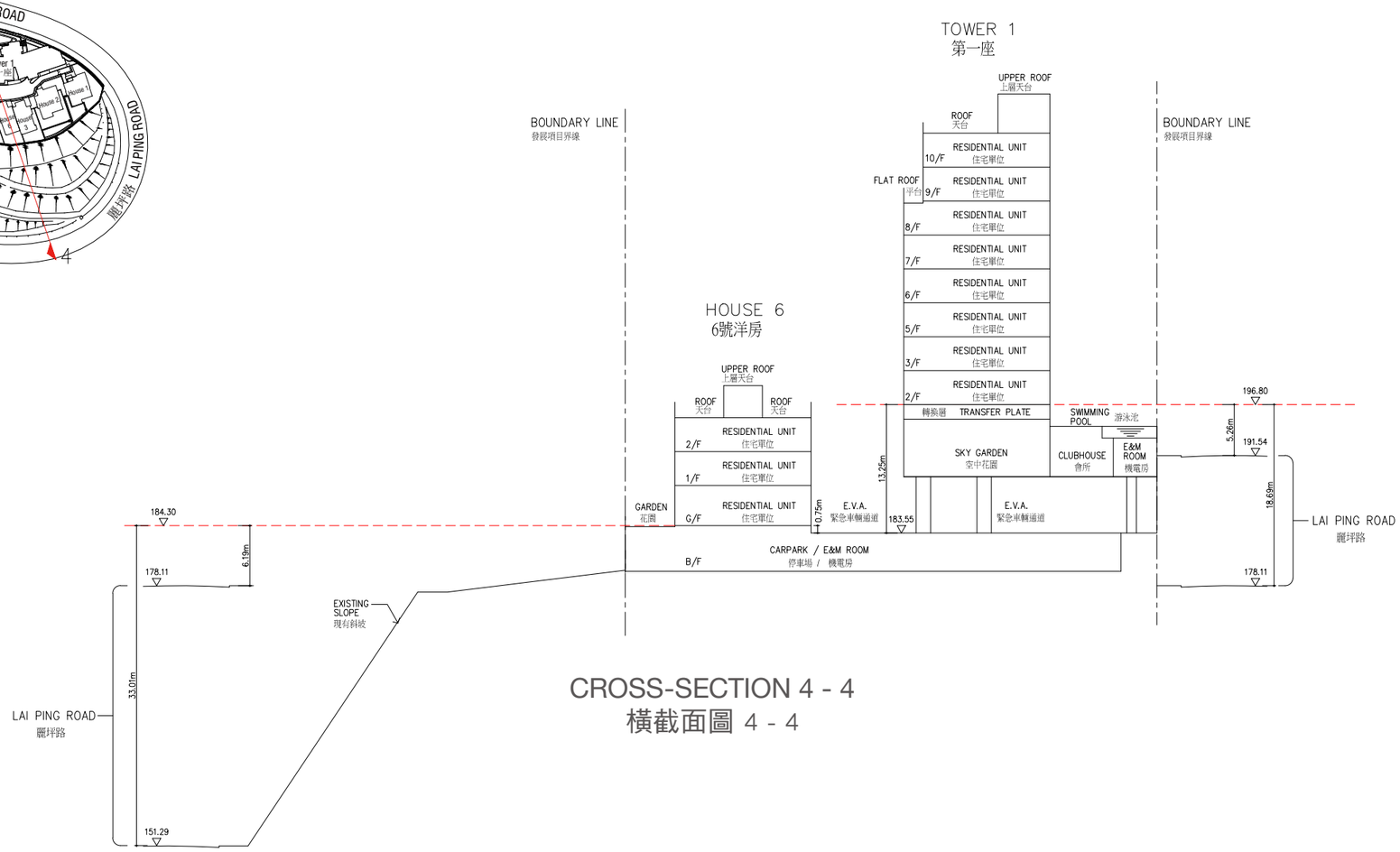

CROSS-SECTION 4 - 4
橫截面圖 4 - 4

---- Dotted line denotes the lowest residential floor.
---- 虛線為最低住宅樓層水平。

The part of Lai Ping Road adjacent to the building (Tower 1 of the Development) is 178.11 to 191.54 metres above the Hong Kong Principal Datum.
毗連建築物 (發展項目第一座) 的一段麗坪路為香港主水平基準以上 178.11 至 191.54 米。

The part of Lai Ping Road adjacent to the building (House 6 of the Development) is 151.29 to 178.11 metres above the Hong Kong Principal Datum.
毗連建築物 (發展項目 6 號洋房) 的一段麗坪路為香港主水平基準以上 151.29 至 178.11 米。

The part of Emergency Vehicular Access adjacent to the building (Tower 1 and House 6 of the Development) is 183.55 metres above the Hong Kong Principal Datum.
毗連建築物 (發展項目第一座及 6 號洋房) 的一段緊急車輛通道為香港主水平基準以上 183.55 米。

CROSS-SECTION PLAN OF BUILDING IN THE DEVELOPMENT

發展項目中的建築物的橫截面圖

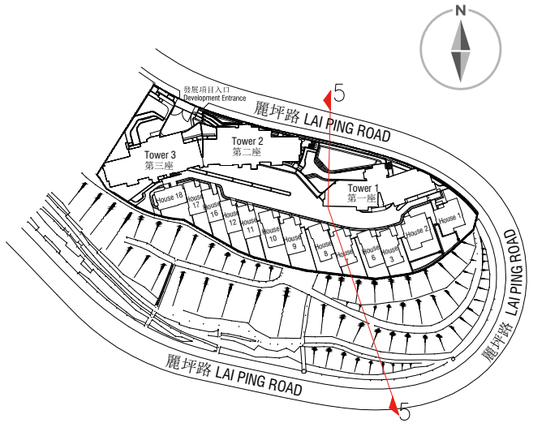

KEY PLAN 指示圖

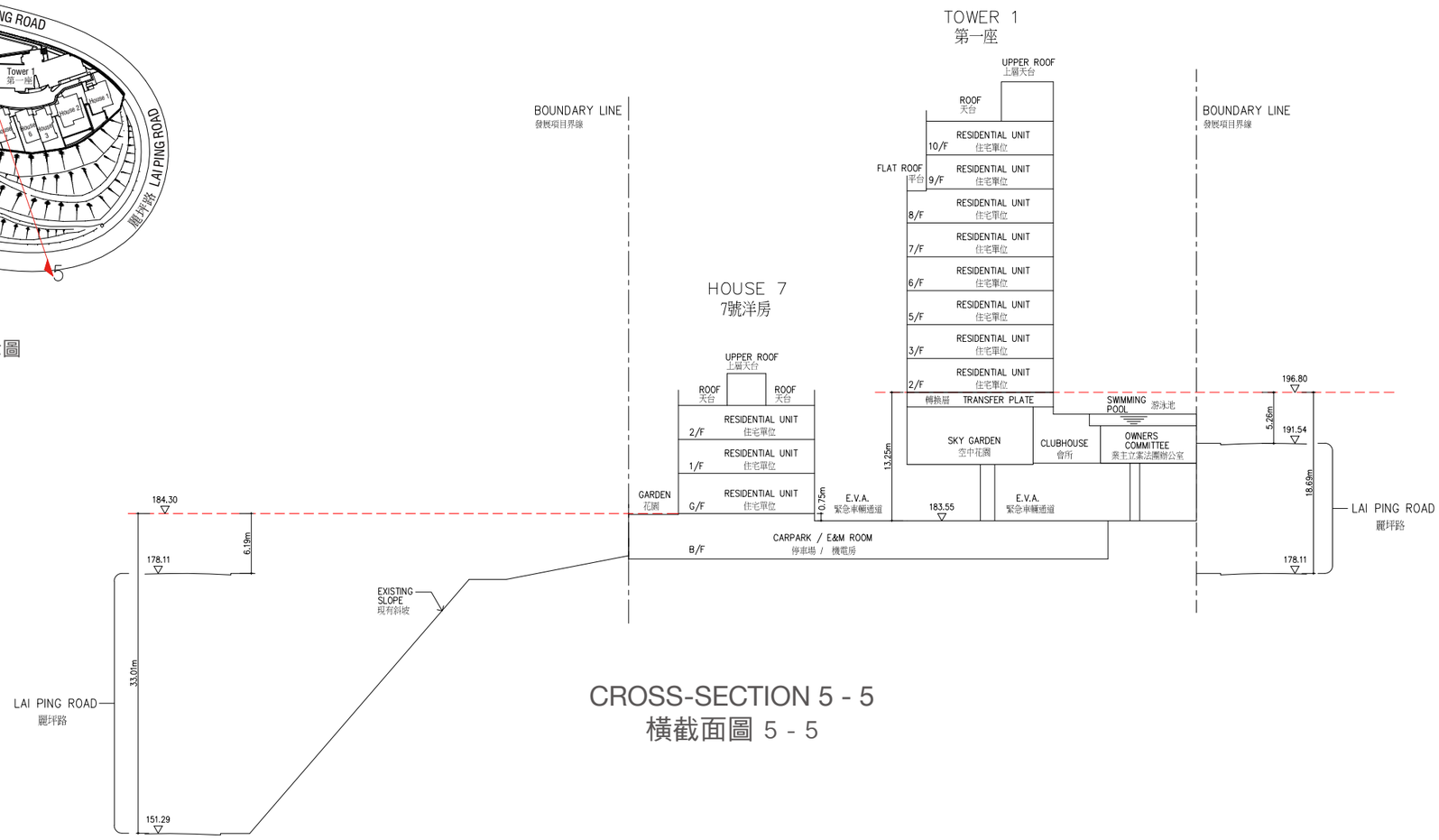

---- Dotted line denotes the lowest residential floor.

---- 虛線為最低住宅樓層水平。

The part of Lai Ping Road adjacent to the building (Tower 1 of the Development) is 178.11 to 191.54 metres above the Hong Kong Principal Datum.
毗連建築物 (發展項目第一座) 的一段麗坪路為香港主水平基準以上 178.11 至 191.54 米。

The part of Lai Ping Road adjacent to the building (House 7 of the Development) is 151.29 to 178.11 metres above the Hong Kong Principal Datum.
毗連建築物 (發展項目 7 號洋房) 的一段麗坪路為香港主水平基準以上 151.29 至 178.11 米。

The part of Emergency Vehicular Access adjacent to the building (Tower 1 and House 7 of the Development) is 183.55 metres above the Hong Kong Principal Datum.
毗連建築物 (發展項目第一座及 7 號洋房) 的一段緊急車輛通道為香港主水平基準以上 183.55 米。

CROSS-SECTION PLAN OF BUILDING IN THE DEVELOPMENT

發展項目中的建築物的橫截面圖

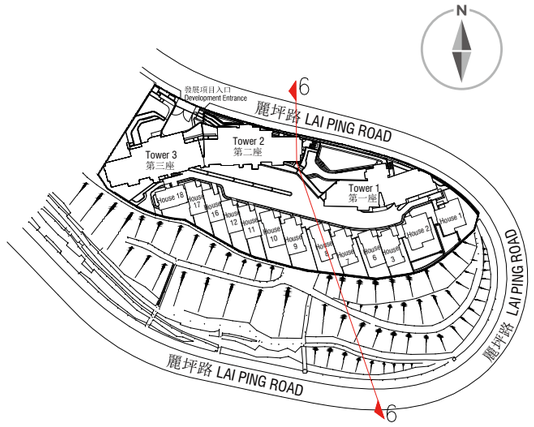

KEY PLAN 指示圖

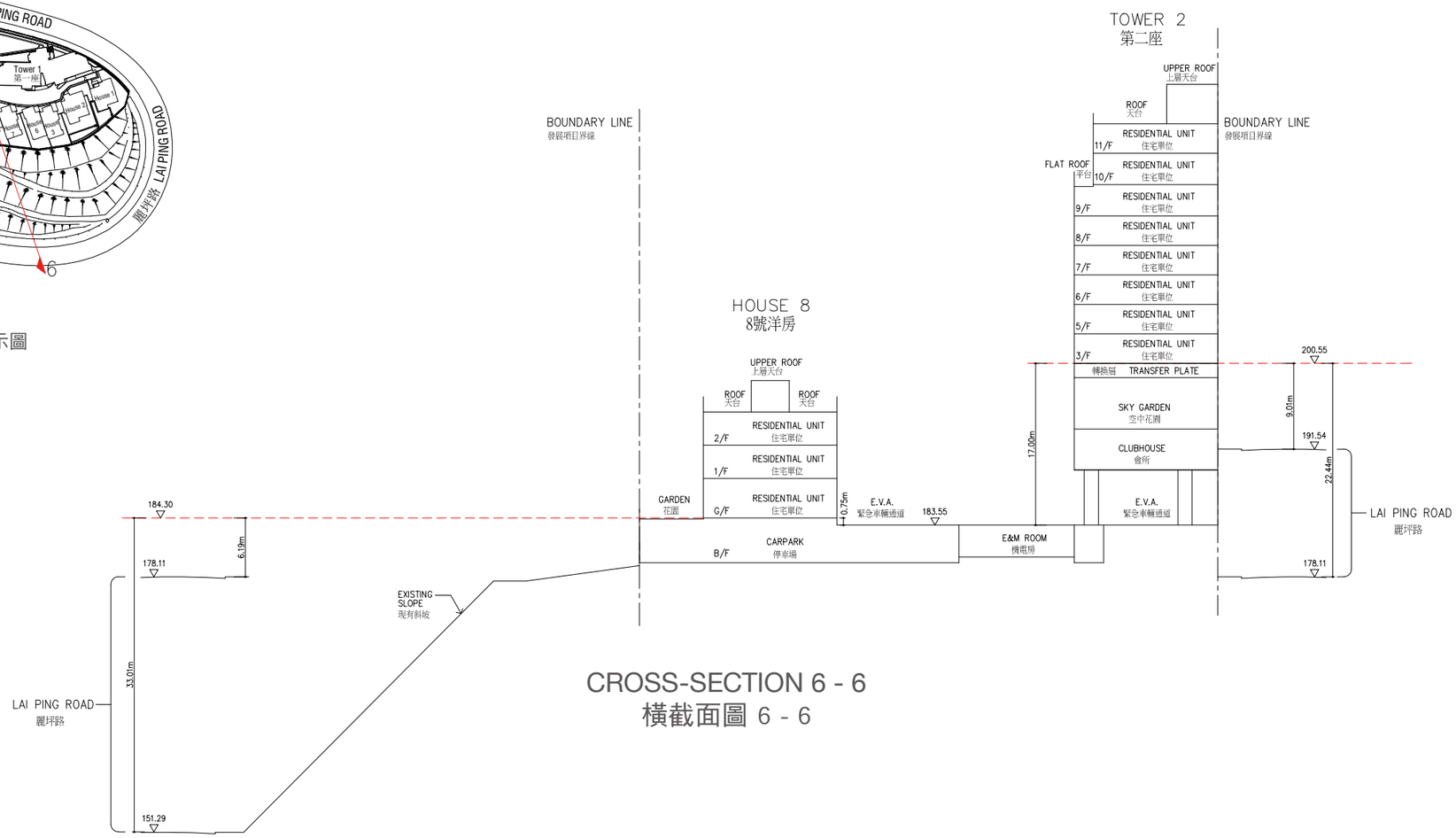

CROSS-SECTION 6 - 6
橫截面圖 6 - 6

---- Dotted line denotes the lowest residential floor.
---- 虛線為最低住宅樓層水平。

The part of Lai Ping Road adjacent to the building (Tower 2 of the Development) is 178.11 to 191.54 metres above the Hong Kong Principal Datum.
毗連建築物（發展項目第二座）的一段麗坪路為香港主水平基準以上 178.11 至 191.54 米。

The part of Lai Ping Road adjacent to the building (House 8 of the Development) is 151.29 to 178.11 metres above the Hong Kong Principal Datum.
毗連建築物（發展項目 8 號洋房）的一段麗坪路為香港主水平基準以上 151.29 至 178.11 米。

The part of Emergency Vehicular Access adjacent to the building (Tower 2 and House 8 of the Development) is 183.55 metres above the Hong Kong Principal Datum.
毗連建築物（發展項目第二座及 8 號洋房）的一段緊急車輛通道為香港主水平基準以上 183.55 米。

CROSS-SECTION PLAN OF BUILDING IN THE DEVELOPMENT

發展項目中的建築物的橫截面圖

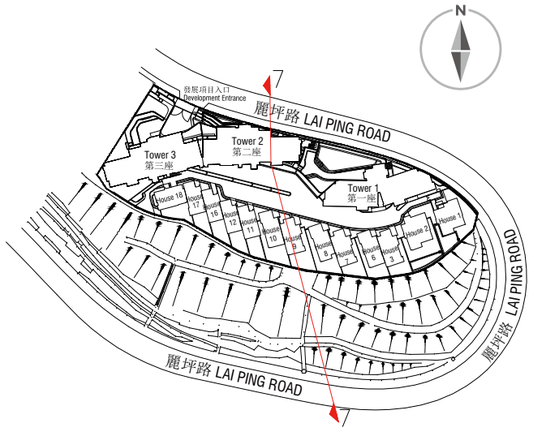

KEY PLAN 指示圖

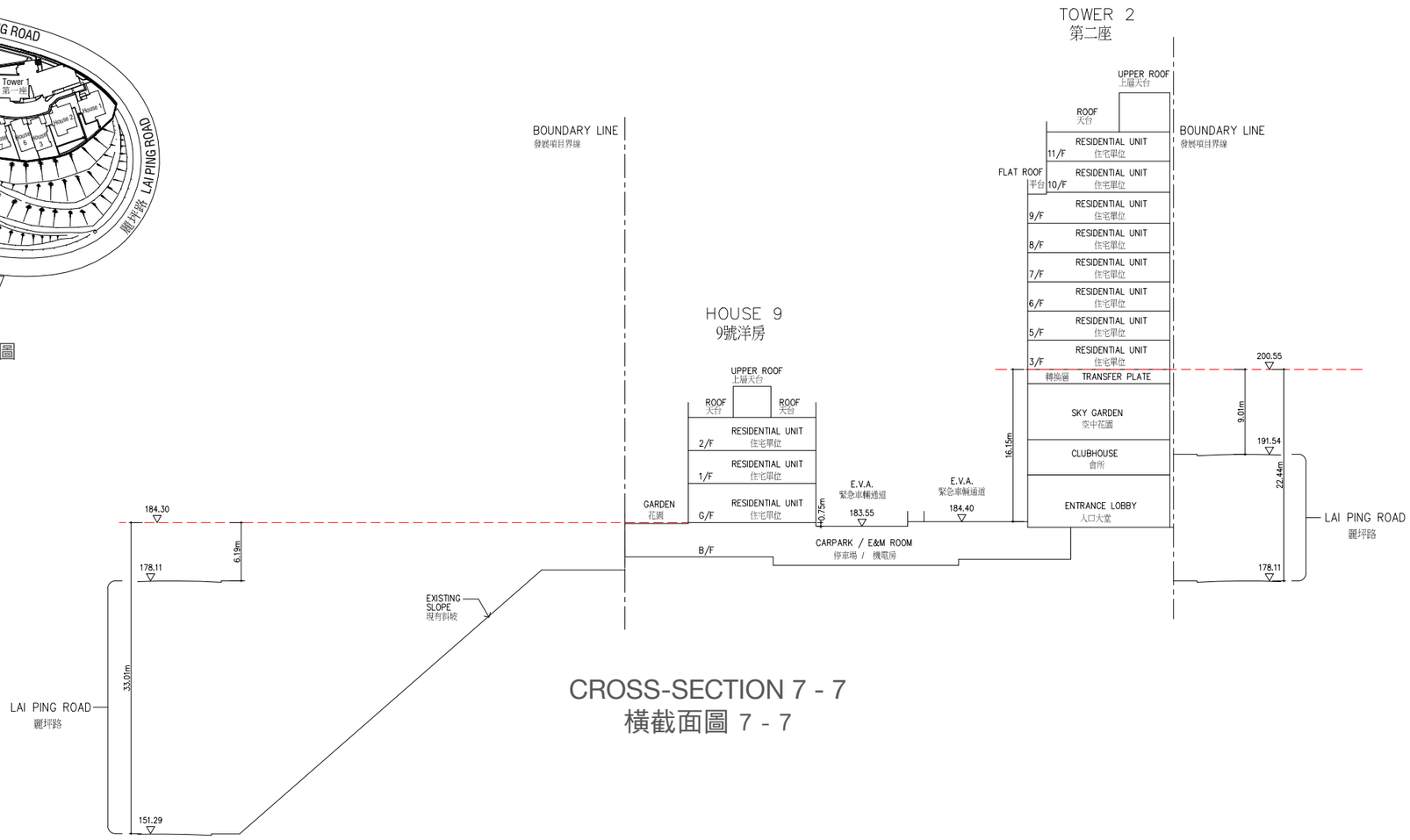

CROSS-SECTION 7 - 7
橫截面圖 7 - 7

---- Dotted line denotes the lowest residential floor.
---- 虛線為最低住宅樓層水平。

The part of Lai Ping Road adjacent to the building (Tower 2 of the Development) is 178.11 to 191.54 metres above the Hong Kong Principal Datum.
毗連建築物（發展項目第二座）的一段麗坪路為香港主水平基準以上 178.11 至 191.54 米。

The part of Lai Ping Road adjacent to the building (House 9 of the Development) is 151.29 to 178.11 metres above the Hong Kong Principal Datum.
毗連建築物（發展項目 9 號洋房）的一段麗坪路為香港主水平基準以上 151.29 至 178.11 米。

The part of Emergency Vehicular Access adjacent to the building (Tower 2 of the Development) is 184.40 metres above the Hong Kong Principal Datum.
毗連建築物（發展項目第二座）的一段緊急車輛通道為香港主水平基準以上 184.40 米。

The part of Emergency Vehicular Access adjacent to the building (House 9 of the Development) is 183.55 metres above the Hong Kong Principal Datum.
毗連建築物（發展項目 9 號洋房）的一段緊急車輛通道為香港主水平基準以上 183.55 米。

CROSS-SECTION PLAN OF BUILDING IN THE DEVELOPMENT

發展項目中的建築物的橫截面圖

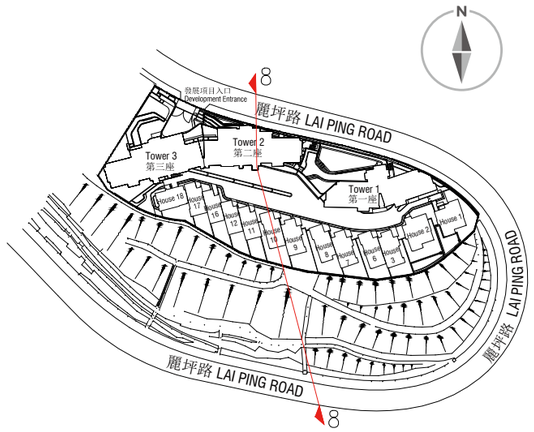

KEY PLAN 指示圖

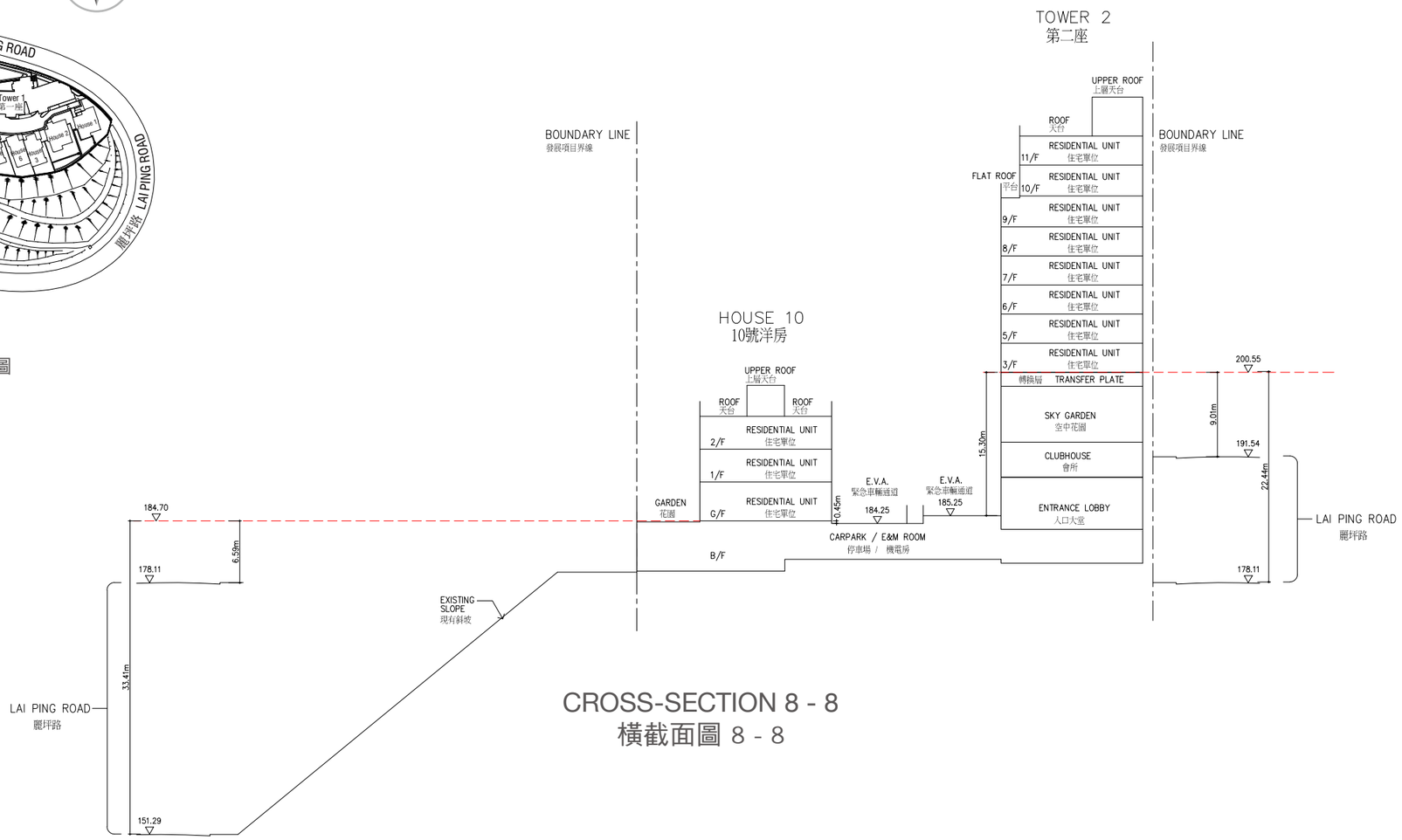

---- Dotted line denotes the lowest residential floor.

---- 虛線為最低住宅樓層水平。

The part of Lai Ping Road adjacent to the building (Tower 2 of the Development) is 178.11 to 191.54 metres above the Hong Kong Principal Datum.
毗連建築物（發展項目第二座）的一段麗坪路為香港主水平基準以上 178.11 至 191.54 米。

The part of Lai Ping Road adjacent to the building (House 10 of the Development) is 151.29 to 178.11 metres above the Hong Kong Principal Datum.
毗連建築物（發展項目 10 號洋房）的一段麗坪路為香港主水平基準以上 151.29 至 178.11 米。

The part of Emergency Vehicular Access adjacent to the building (Tower 2 of the Development) is 185.25 metres above the Hong Kong Principal Datum.
毗連建築物（發展項目第二座）的一段緊急車輛通道為香港主水平基準以上 185.25 米。

The part of Emergency Vehicular Access adjacent to the building (House 10 of the Development) is 184.25 metres above the Hong Kong Principal Datum.
毗連建築物（發展項目 10 號洋房）的一段緊急車輛通道為香港主水平基準以上 184.25 米。

CROSS-SECTION PLAN OF BUILDING IN THE DEVELOPMENT

發展項目中的建築物的橫截面圖

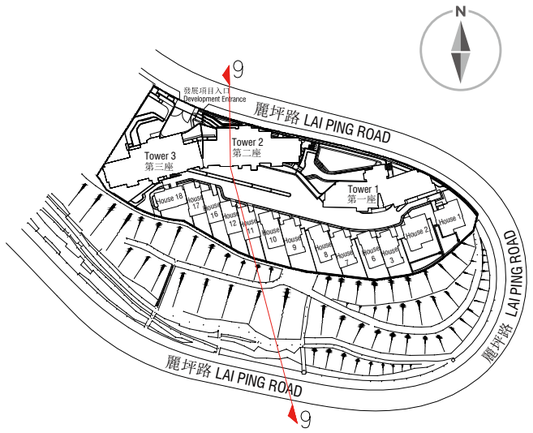

KEY PLAN 指示圖

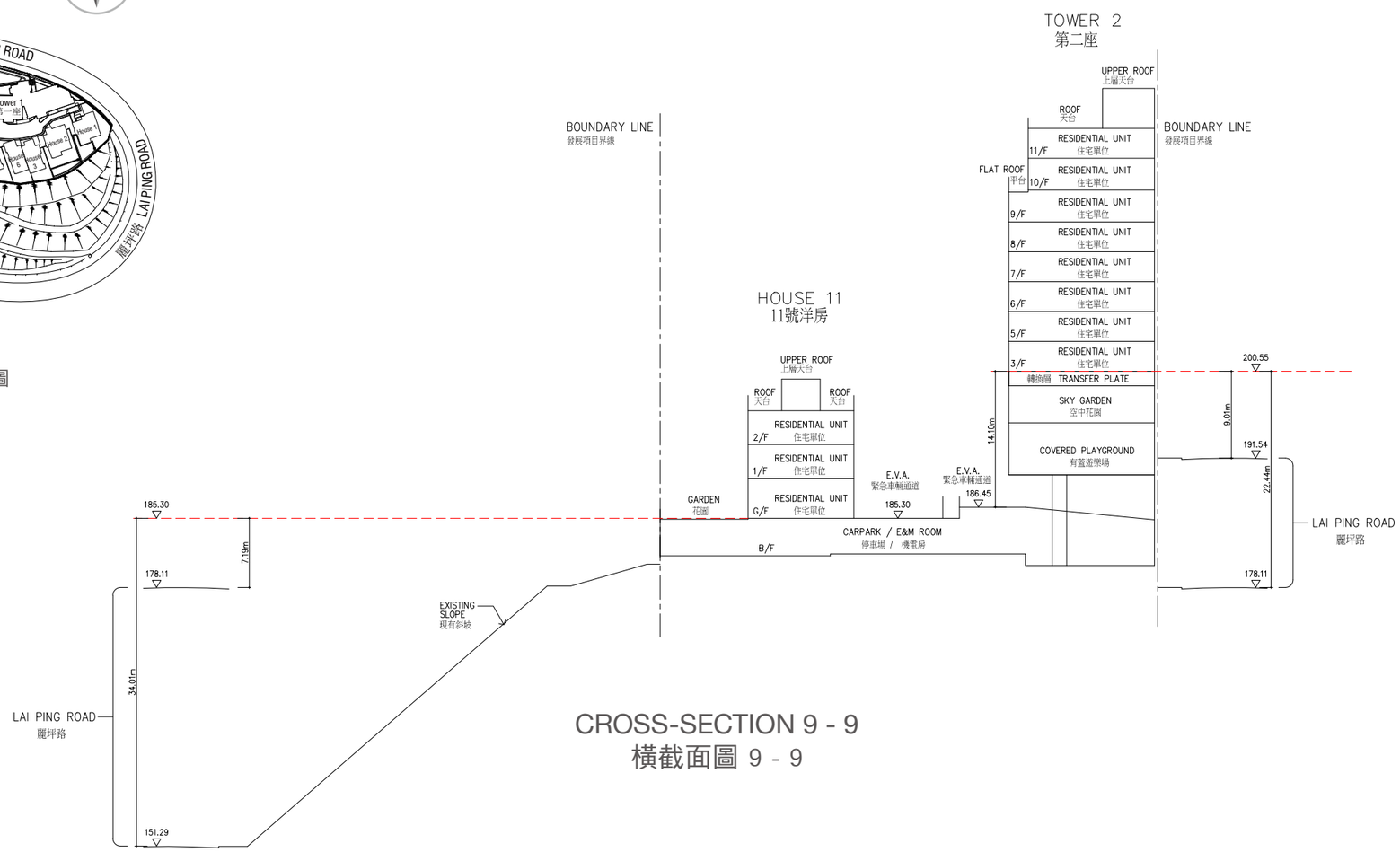

---- Dotted line denotes the lowest residential floor.

---- 虛線為最低住宅樓層水平。

The part of Lai Ping Road adjacent to the building (Tower 2 of the Development) is 178.11 to 191.54 metres above the Hong Kong Principal Datum.
毗連建築物（發展項目第二座）的一段麗坪路為香港主水平基準以上 178.11 至 191.54 米

The part of Lai Ping Road adjacent to the building (House 11 of the Development) is 151.29 to 178.11 metres above the Hong Kong Principal Datum.
毗連建築物（發展項目 11 號洋房）的一段麗坪路為香港主水平基準以上 151.29 至 178.11 米。

The part of Emergency Vehicular Access adjacent to the building (Tower 2 of the Development) is 186.45 metres above the Hong Kong Principal Datum.
毗連建築物（發展項目第二座）的一段緊急車輛通道為香港主水平基準以上 186.45 米。

The part of Emergency Vehicular Access adjacent to the building (House 11 of the Development) is 185.30 metres above the Hong Kong Principal Datum.
毗連建築物（發展項目 11 號洋房）的一段緊急車輛通道為香港主水平基準以上 185.30 米。

CROSS-SECTION PLAN OF BUILDING IN THE DEVELOPMENT

發展項目中的建築物的橫截面圖

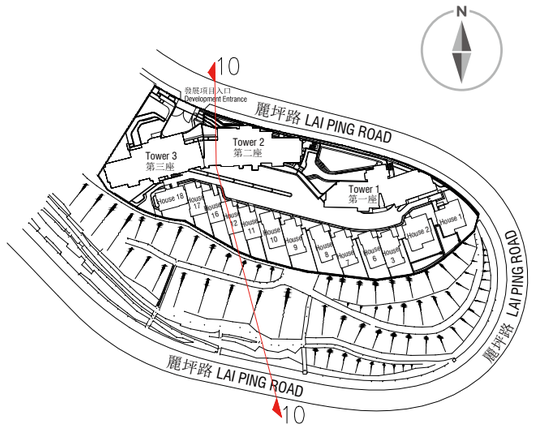

KEY PLAN 指示圖

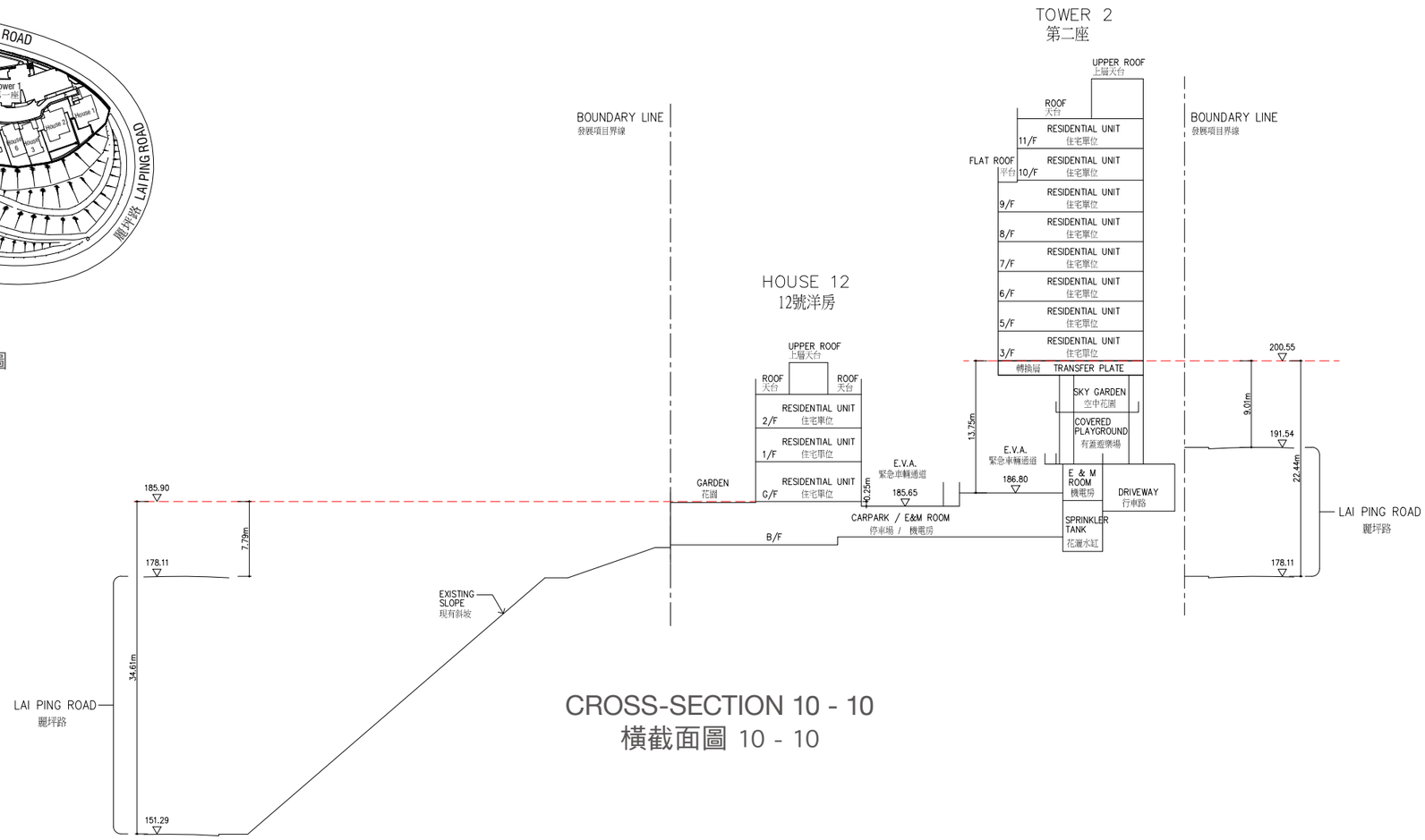

CROSS-SECTION 10 - 10
橫截面圖 10 - 10

---- Dotted line denotes the lowest residential floor.
---- 虛線為最低住宅樓層水平。

The part of Lai Ping Road adjacent to the building (Tower 2 of the Development) is 178.11 to 191.54 metres above the Hong Kong Principal Datum.
毗連建築物（發展項目第二座）的一段麗坪路為香港主水平基準以上 178.11 至 191.54 米。

The part of Lai Ping Road adjacent to the building (House 12 of the Development) is 151.29 to 178.11 metres above the Hong Kong Principal Datum.
毗連建築物（發展項目 12 號洋房）的一段麗坪路為香港主水平基準以上 151.29 至 178.11 米。

The part of Emergency Vehicular Access adjacent to the building (Tower 2 of the Development) is 186.80 metres above the Hong Kong Principal Datum.
毗連建築物（發展項目第二座）的一段緊急車輛通道為香港主水平基準以上 186.80 米。

The part of Emergency Vehicular Access adjacent to the building (House 12 of the Development) is 185.65 metres above the Hong Kong Principal Datum.
毗連建築物（發展項目 12 號洋房）的一段緊急車輛通道為香港主水平基準以上 185.65 米。

CROSS-SECTION PLAN OF BUILDING IN THE DEVELOPMENT

發展項目中的建築物的橫截面圖

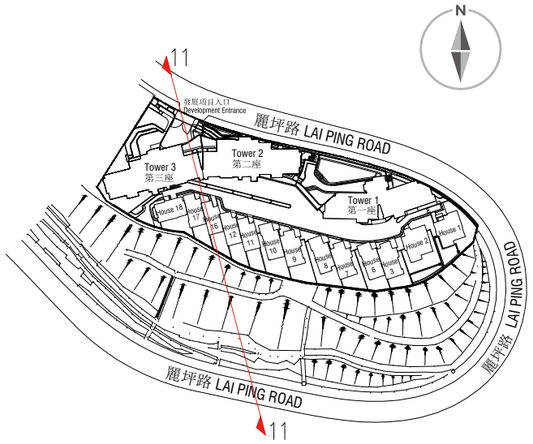

KEY PLAN 指示圖

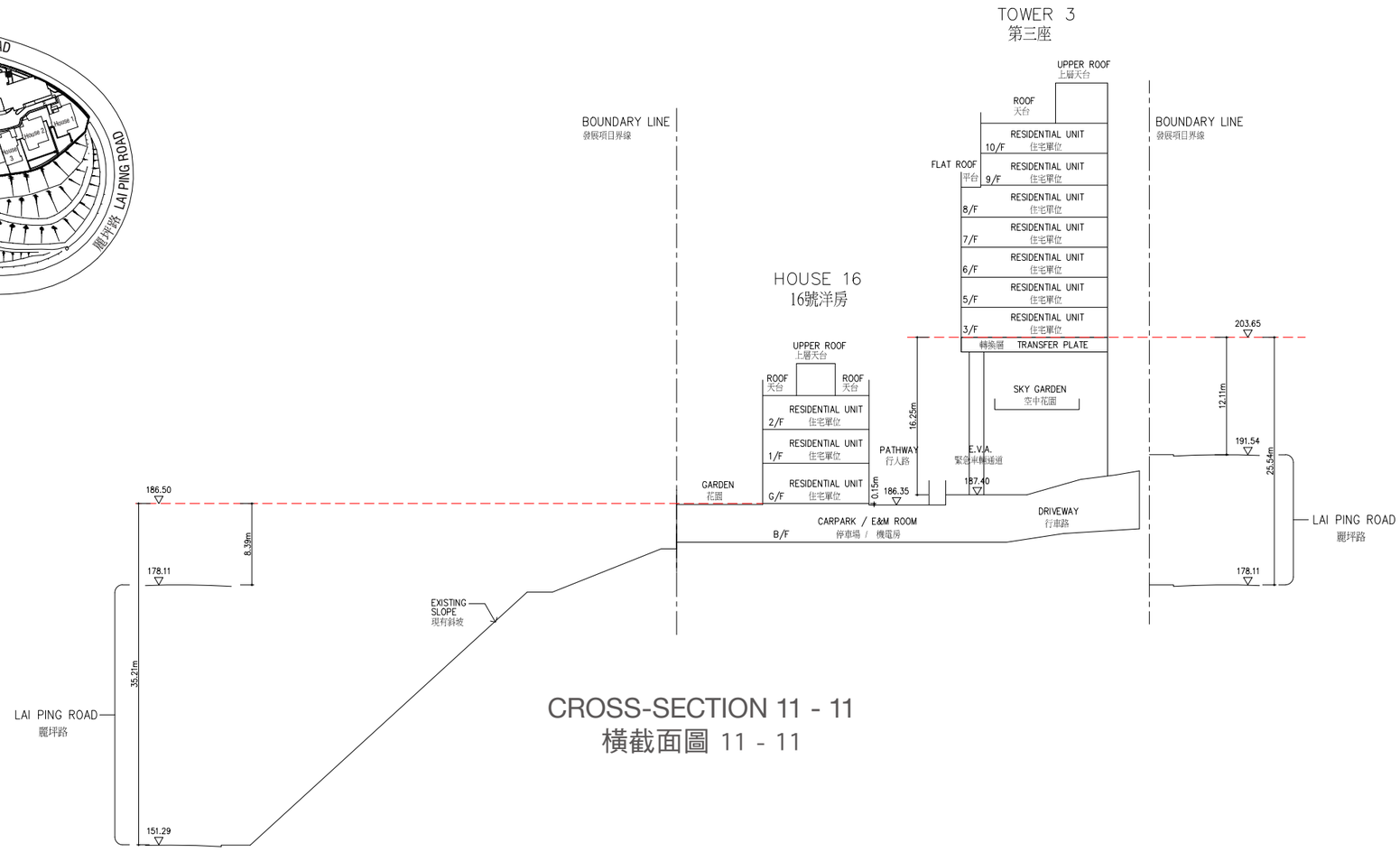

CROSS-SECTION 11 - 11
橫截面圖 11 - 11

---- Dotted line denotes the lowest residential floor.

---- 虛線為最低住宅樓層水平。

The part of Lai Ping Road adjacent to the building (Tower 3 of the Development) is 178.11 to 191.54 metres above the Hong Kong Principal Datum.
毗連建築物（發展項目第三座）的一段麗坪路為香港主水平基準以上 178.11 至 191.54 米。

The part of Lai Ping Road adjacent to the building (House 16 of the Development) is 151.29 to 178.11 metres above the Hong Kong Principal Datum.
毗連建築物（發展項目 16 號洋房）的一段麗坪路為香港主水平基準以上 151.29 至 178.11 米。

The part of Emergency Vehicular Access adjacent to the building (Tower 3 of the Development) is 187.40 metres above the Hong Kong Principal Datum.
毗連建築物（發展項目第三座）的一段緊急車輛通道為香港主水平基準以上 187.40 米。

The part of Pathway adjacent to the building (House 16 of the Development) is 186.35 metres above the Hong Kong Principal Datum.
毗連建築物（發展項目 16 號洋房）的一段行人路為香港主水平基準以上 186.35 米。

CROSS-SECTION PLAN OF BUILDING IN THE DEVELOPMENT

發展項目中的建築物的橫截面圖

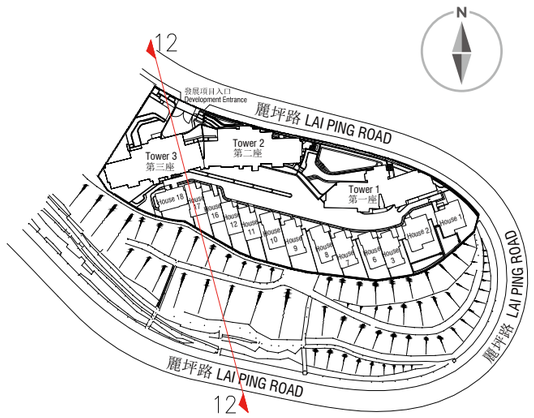

KEY PLAN 指示圖

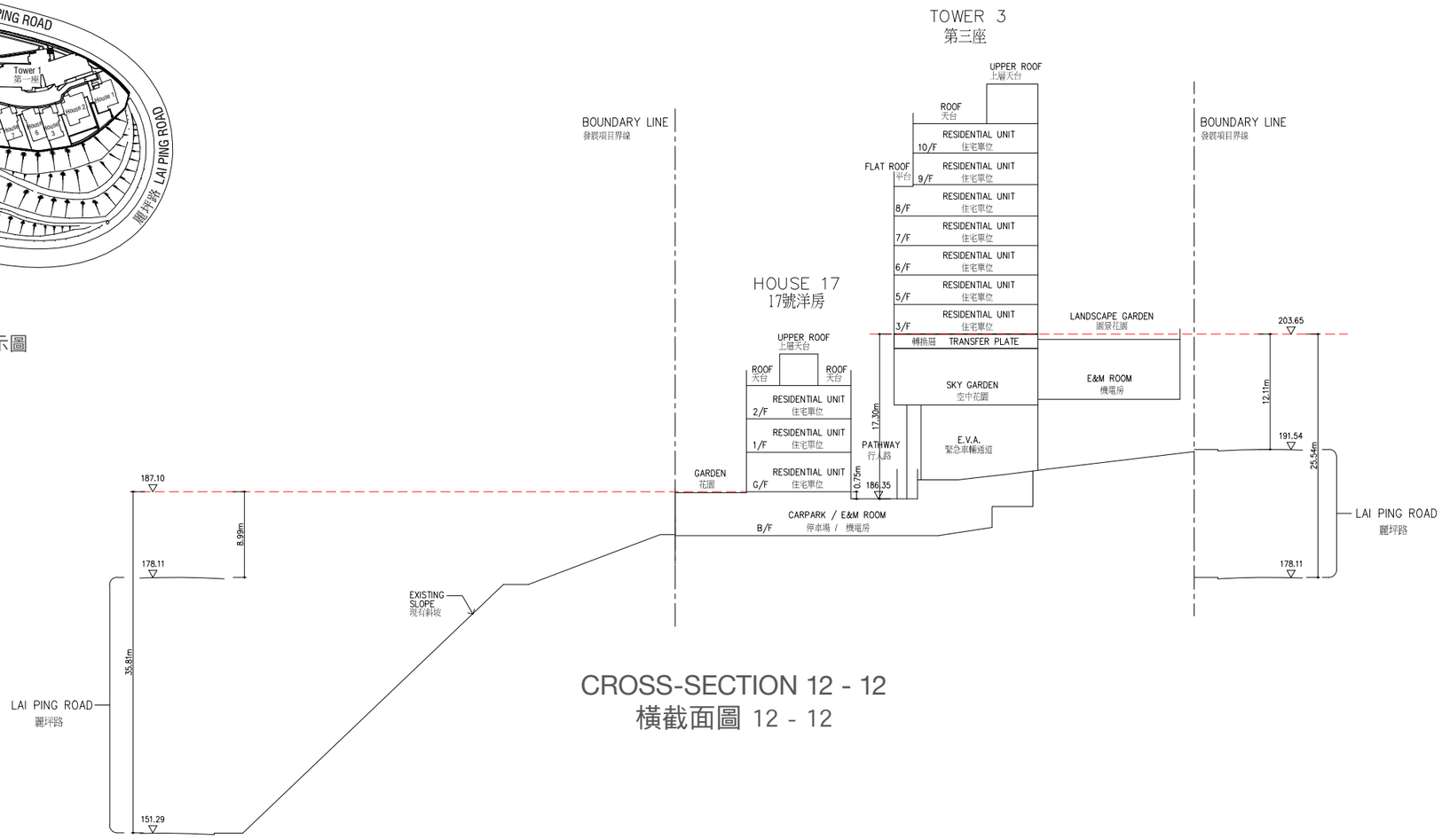

CROSS-SECTION 12 - 12
橫截面圖 12 - 12

---- Dotted line denotes the lowest residential floor.
---- 虛線為最低住宅樓層水平。

The part of Lai Ping Road adjacent to the building (Tower 3 of the Development) is 178.11 to 191.54 metres above the Hong Kong Principal Datum.
毗連建築物（發展項目第三座）的一段麗坪路為香港主水平基準以上 178.11 至 191.54 米。

The part of Lai Ping Road adjacent to the building (House 17 of the Development) is 151.29 to 178.11 metres above the Hong Kong Principal Datum.
毗連建築物（發展項目 17 號洋房）的一段麗坪路為香港主水平基準以上 151.29 至 178.11 米。

The part of Pathway adjacent to the building (Tower 3 and House 17 of the Development) is 186.35 metres above the Hong Kong Principal Datum.
毗連建築物（發展項目第三座及 17 號洋房）的一段行人路為香港主水平基準以上 186.35 米。

CROSS-SECTION PLAN OF BUILDING IN THE DEVELOPMENT

發展項目中的建築物的橫截面圖

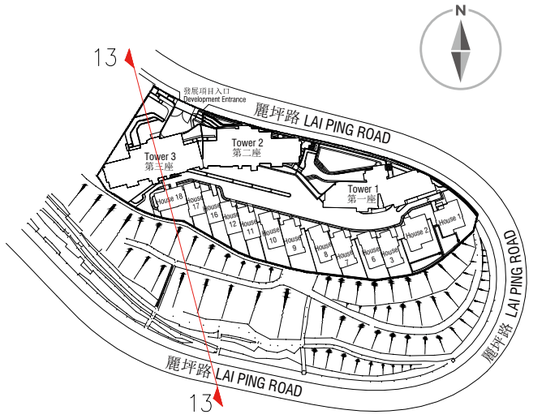

KEY PLAN 指示圖

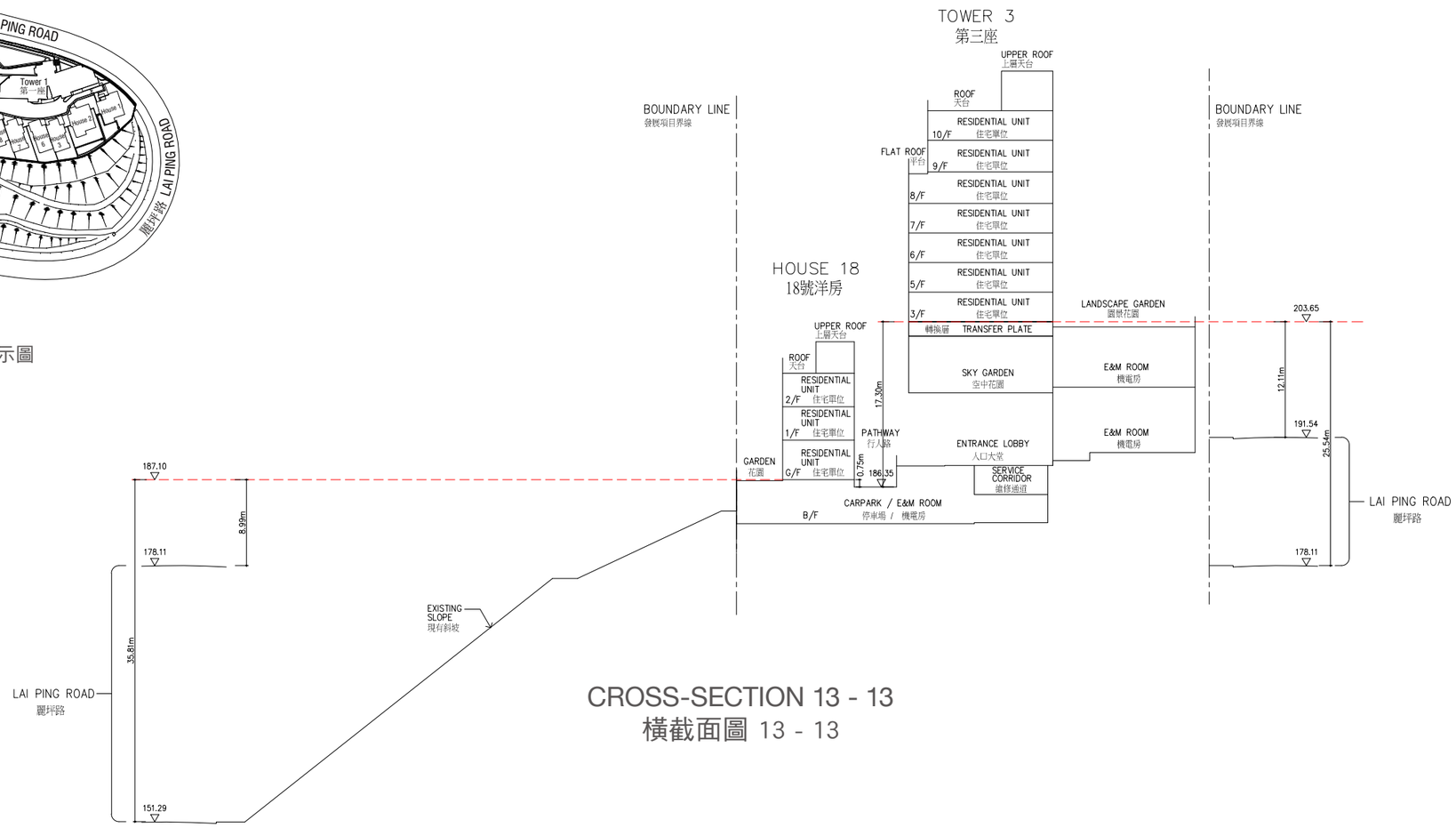

CROSS-SECTION 13 - 13
橫截面圖 13 - 13

---- Dotted line denotes the lowest residential floor.
---- 虛線為最低住宅樓層水平。

The part of Lai Ping Road adjacent to the building (Tower 3 of the Development) is 178.11 to 191.54 metres above the Hong Kong Principal Datum.
毗連建築物 (發展項目第三座) 的一段麗坪路為香港主水平基準以上 178.11 至 191.54 米

The part of Lai Ping Road adjacent to the building (House 18 of the Development) is 151.29 to 178.11 metres above the Hong Kong Principal Datum.
毗連建築物 (發展項目 18 號洋房) 的一段麗坪路為香港主水平基準以上 151.29 至 178.11 米。

The part of Pathway adjacent to the building (Tower 3 and House 18 of the Development) is 186.35 metres above the Hong Kong Principal Datum.
毗連建築物 (發展項目第三座及 18 號洋房) 的一段行人路為香港主水平基準以上 186.35 米。

CROSS-SECTION PLAN OF BUILDING IN THE DEVELOPMENT

發展項目中的建築物的橫截面圖

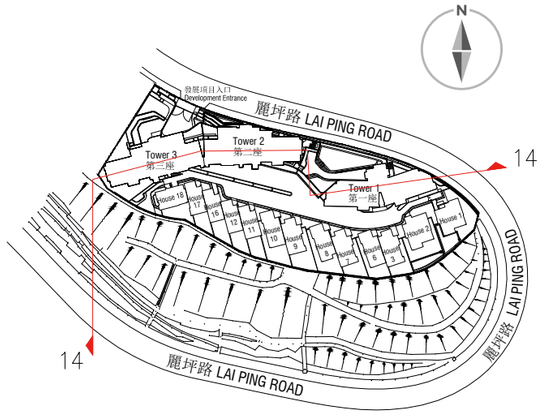

KEY PLAN 指示圖

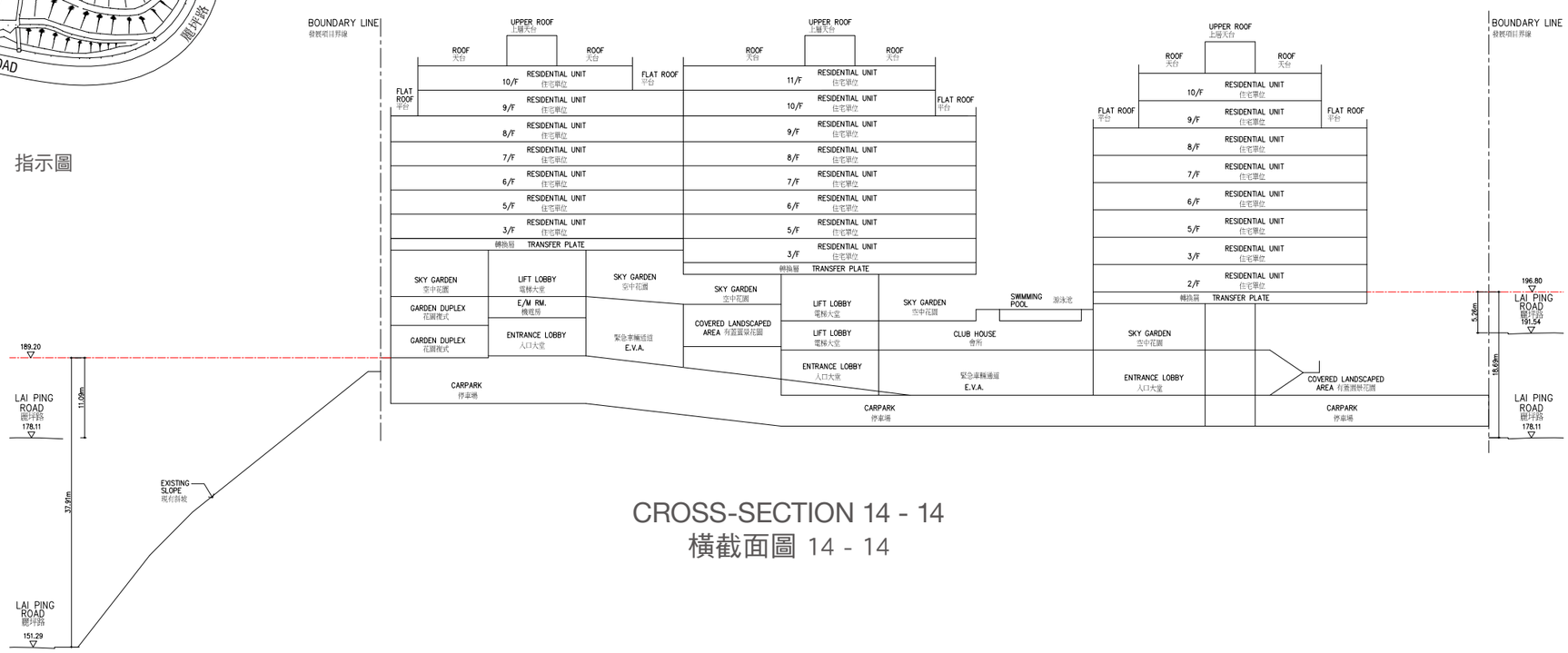

CROSS-SECTION 14 - 14
橫截面圖 14 - 14

---- Dotted line denotes the lowest residential floor.
---- 虛線為最低住宅樓層水平。

The part of Lai Ping Road adjacent to the building (Tower 1 of the Development) is 178.11 to 191.54 metres above the Hong Kong Principal Datum.
毗連建築物（發展項目第一座）的一段麗坪路為香港主水平基準以上 178.11 至 191.54 米。

The part of Lai Ping Road adjacent to the building (Tower 3 and Garden Duplex of the Development) is 151.29 to 178.11 metres above the Hong Kong Principal Datum.
毗連建築物（發展項目第三座及花園複式）的一段麗坪路為香港主水平基準以上 151.29 至 178.11 米。

CROSS-SECTION PLAN OF BUILDING IN THE DEVELOPMENT

發展項目中的建築物的橫截面圖

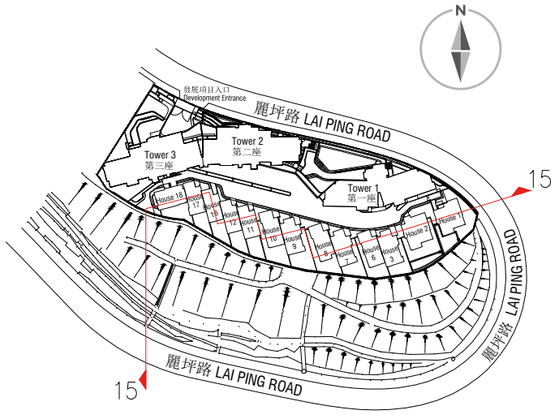

KEY PLAN 指示圖

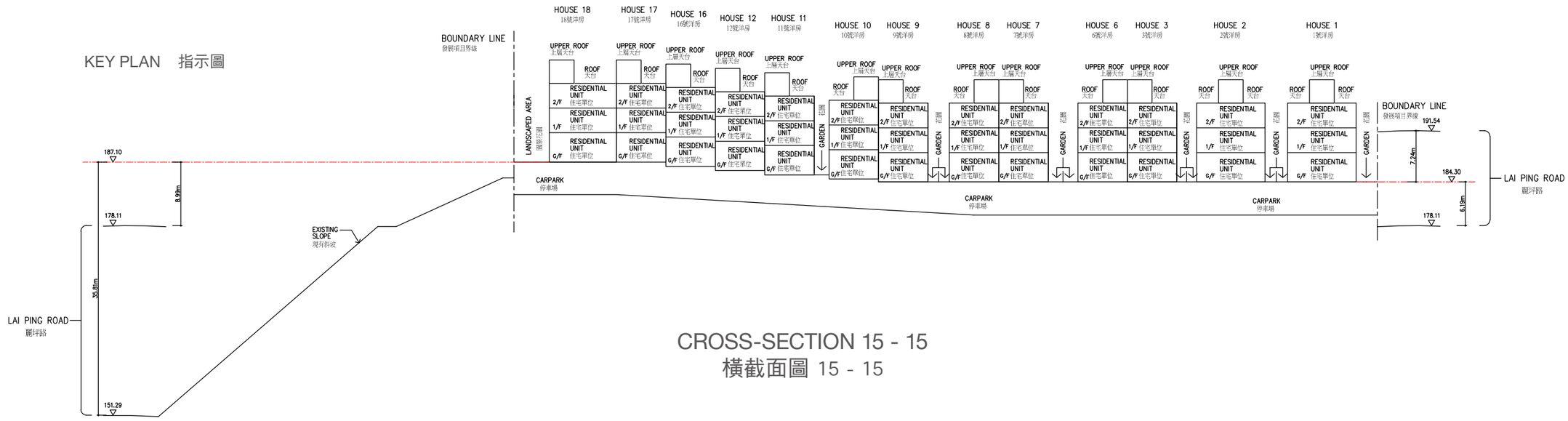

CROSS-SECTION 15 - 15
橫截面圖 15 - 15

---- Dotted line denotes the lowest residential floor.

---- 虛線為最低住宅樓層水平。

The part of Lai Ping Road adjacent to the building (House 1 of the Development) is 178.11 to 191.54 metres above the Hong Kong Principal Datum.
毗連建築物（發展項目一號洋房）的一段麗坪路為香港主水平基準以上 178.11 至 191.54 米。

The part of Lai Ping Road adjacent to the building (House 18 of the Development) is 151.29 to 178.11 metres above the Hong Kong Principal Datum.
毗連建築物（發展項目 18 號洋房）的一段麗坪路為香港主水平基準以上 151.29 至 178.11 米。

ELEVATION PLAN

立面圖

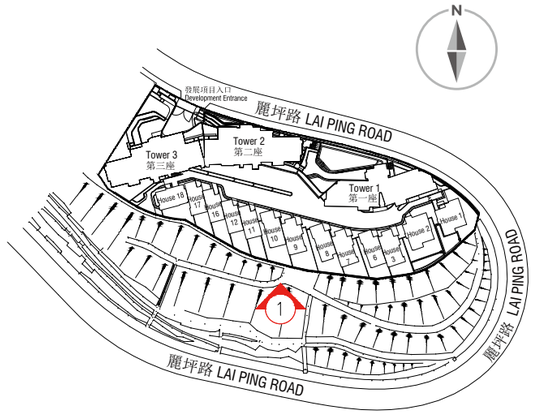

KEY PLAN 指示圖

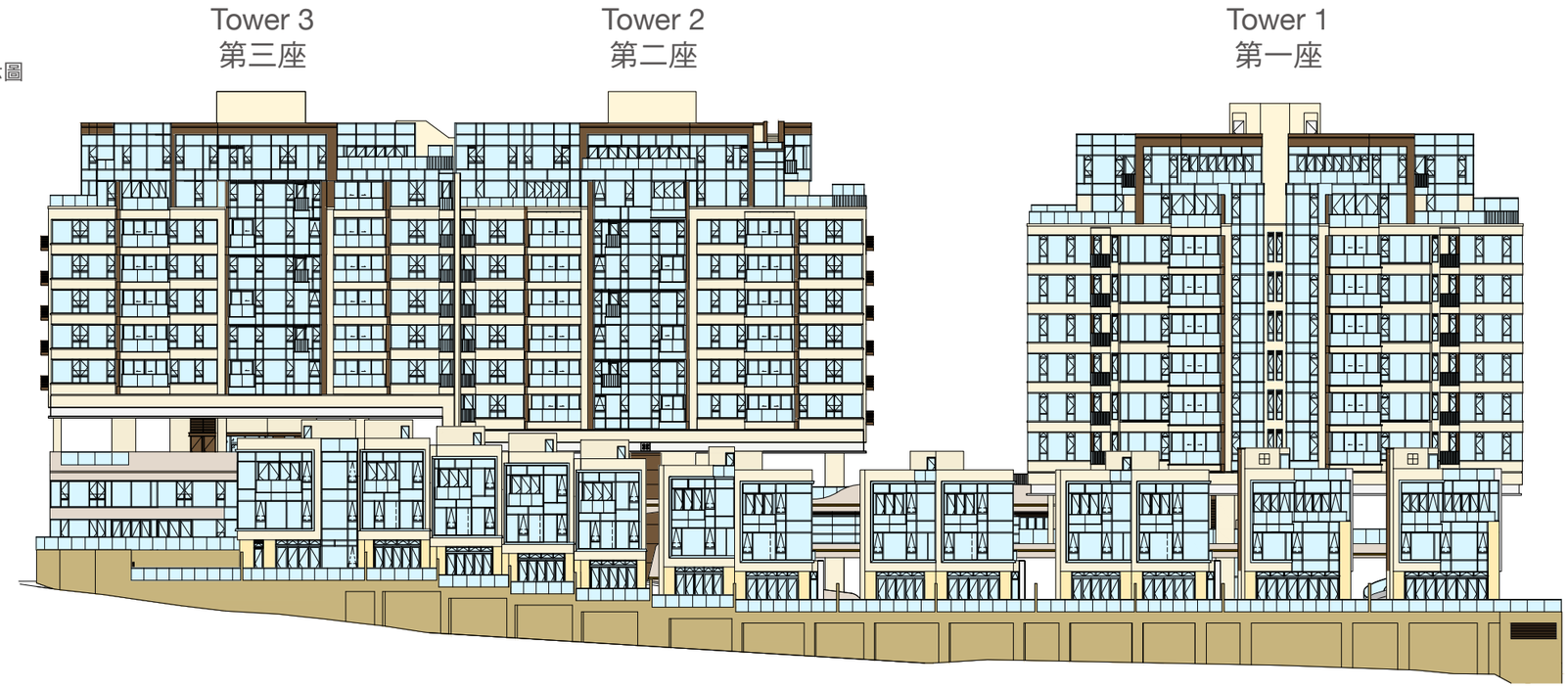

ELEVATION 1
立面圖 1

Authorized Person for the Development has certified that the elevations shown on this plan:
(1) are prepared on the basis of the approved building plans for the Development as of 11 May 2017 and
(2) are in general accordance with the outward appearance of the Development.

發展項目的認可人士證明本立面圖所顯示的立面：
(1) 以 2017 年 5 月 11 日的情況為準的發展項目的經批准的建築圖則為基礎擬備；及
(2) 大致上與發展項目的外觀一致。

ELEVATION PLAN

立面圖

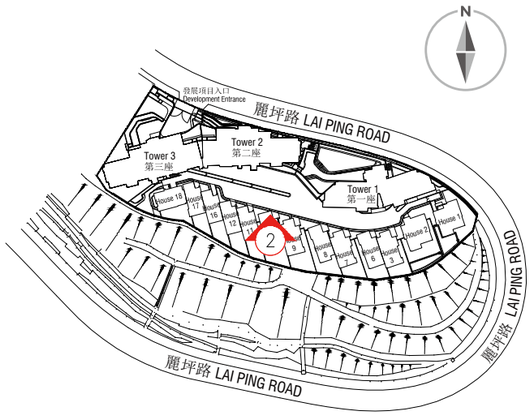

KEY PLAN 指示圖

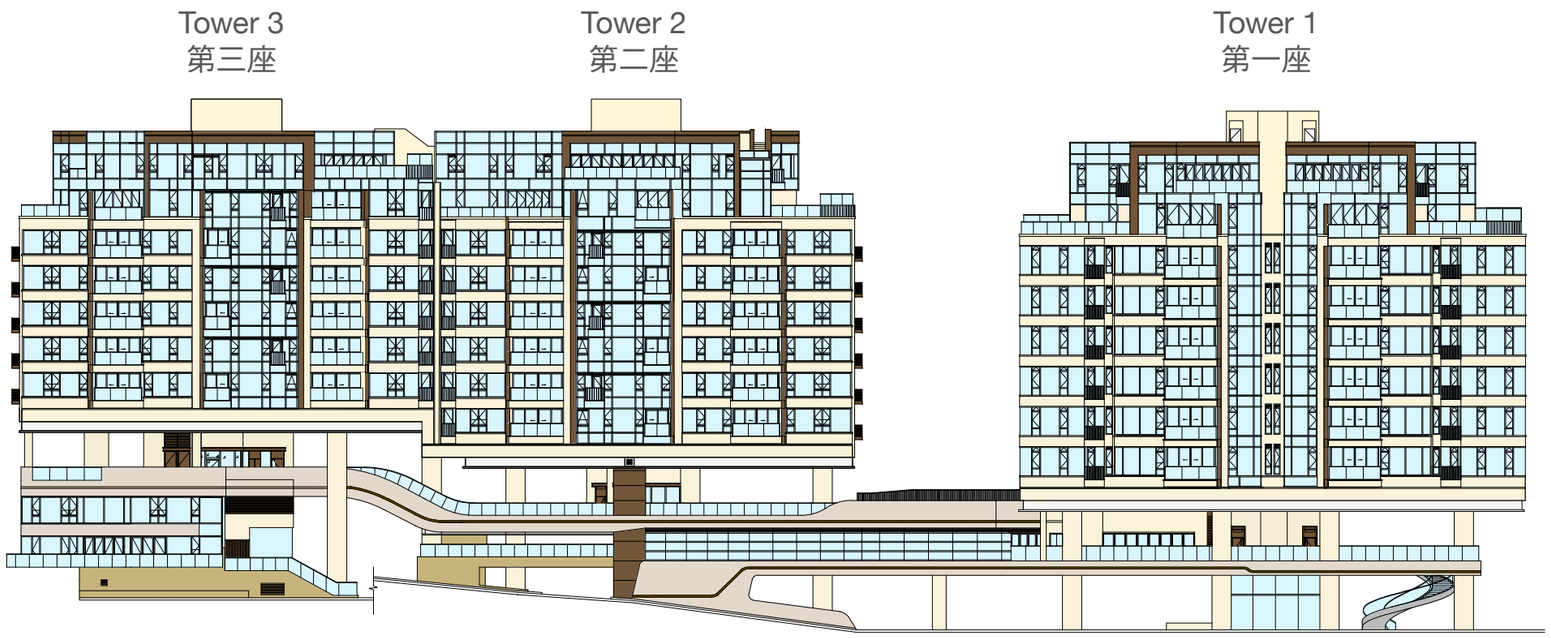

ELEVATION 2
立面圖 2

Authorized Person for the Development has certified that the elevations shown on this plan:
(1) are prepared on the basis of the approved building plans for the Development as of 11 May 2017 and
(2) are in general accordance with the outward appearance of the Development.

發展項目的認可人士證明本立面圖所顯示的立面：
(1) 以 2017 年 5 月 11 日的情況為準的發展項目的經批准的建築圖則為基礎擬備；及
(2) 大致上與發展項目的外觀一致。

ELEVATION PLAN

立面圖

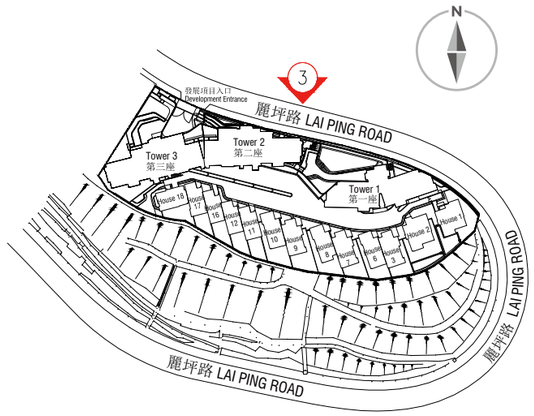

KEY PLAN 指示圖

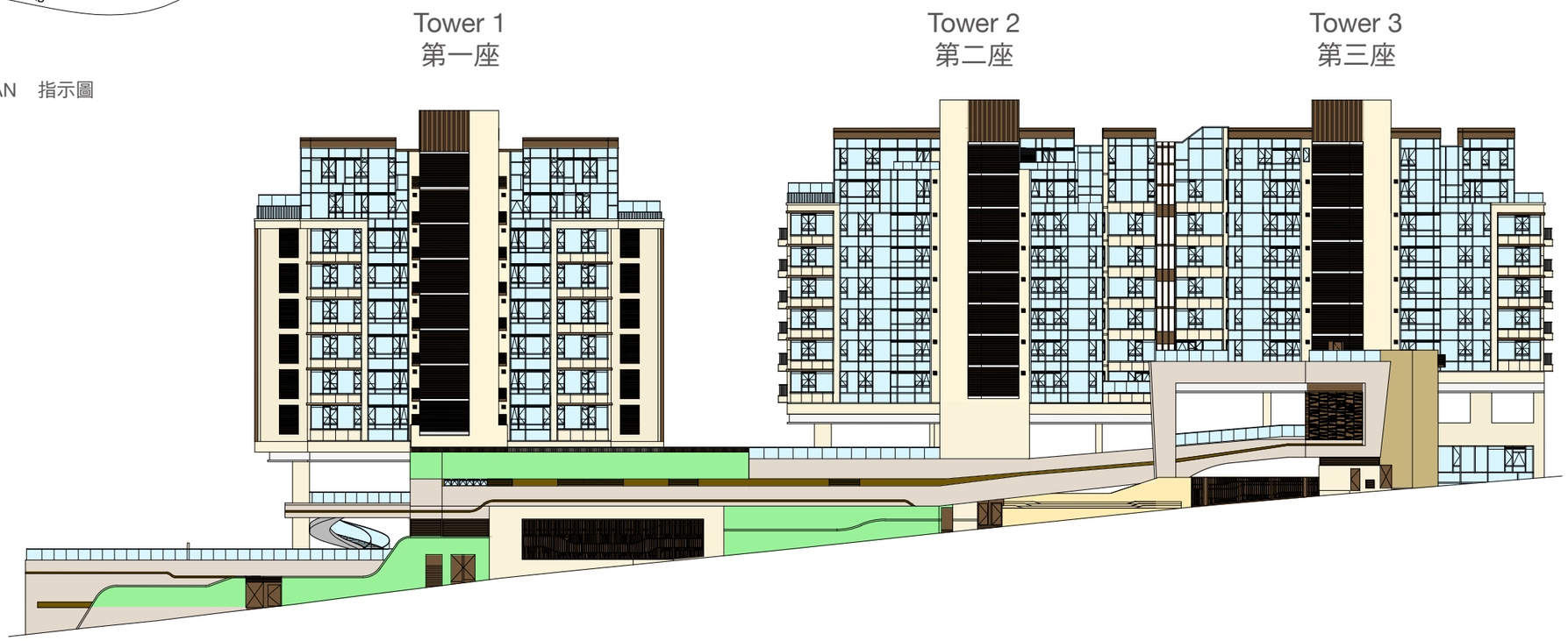

ELEVATION 3
立面圖 3

Authorized Person for the Development has certified that the elevations shown on this plan:
(1) are prepared on the basis of the approved building plans for the Development as of 11 May 2017 and
(2) are in general accordance with the outward appearance of the Development.

發展項目的認可人士證明本立面圖所顯示的立面：
(1) 以 2017 年 5 月 11 日的情況為準的發展項目的經批准的建築圖則為基礎擬備；及
(2) 大致上與發展項目的外觀一致。

ELEVATION PLAN

立面圖

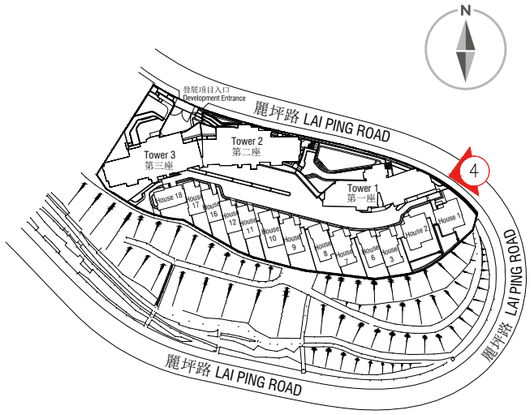

KEY PLAN 指示圖

Tower 1
第一座

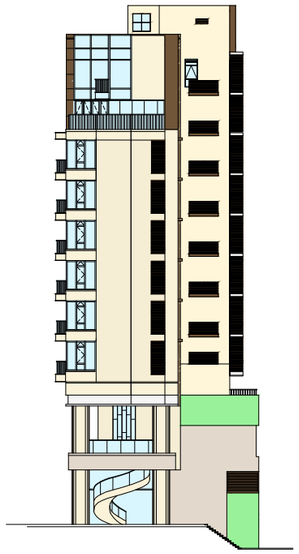

ELEVATION 4
立面圖 4

Tower 1
第一座

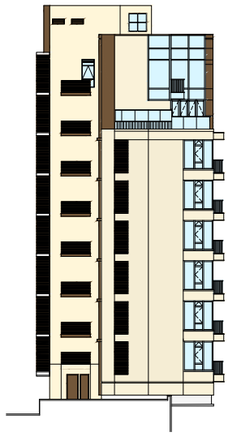

ELEVATION 5
立面圖 5

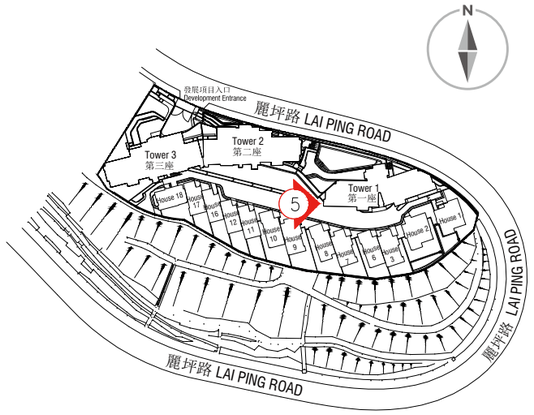

KEY PLAN 指示圖

Authorized Person for the Development has certified that the elevations shown on this plan:
(1) are prepared on the basis of the approved building plans for the Development as of 11 May 2017 and
(2) are in general accordance with the outward appearance of the Development.

發展項目的認可人士證明本立面圖所顯示的立面：
(1) 以 2017 年 5 月 11 日的情況為準的發展項目的經批准的建築圖則為基礎擬備；及
(2) 大致上與發展項目的外觀一致。

ELEVATION PLAN

立面圖

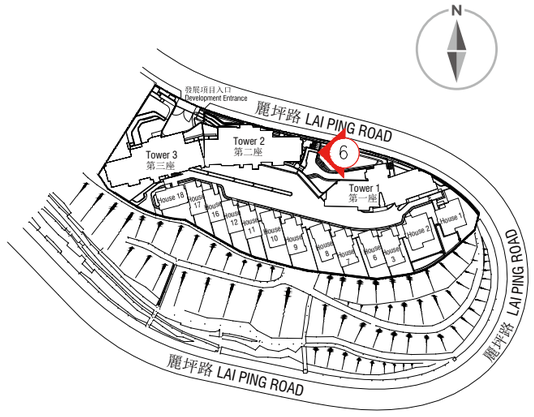

KEY PLAN 指示圖

Tower 2
第二座

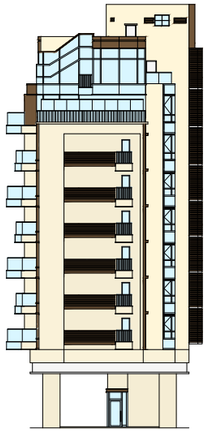

ELEVATION 6
立面圖 6

Tower 3
第三座

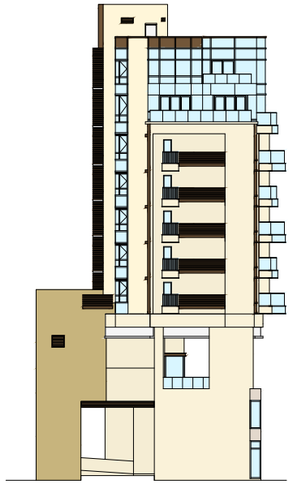

ELEVATION 7
立面圖 7

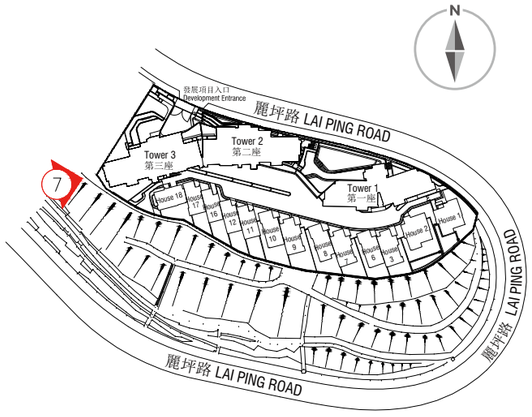

KEY PLAN 指示圖

Authorized Person for the Development has certified that the elevations shown on this plan:
(1) are prepared on the basis of the approved building plans for the Development as of 11 May 2017 and
(2) are in general accordance with the outward appearance of the Development.

發展項目的認可人士證明本立面圖所顯示的立面：
(1) 以 2017 年 5 月 11 日的情況為準的發展項目的經批准的建築圖則為基礎擬備；及
(2) 大致上與發展項目的外觀一致。

ELEVATION PLAN

立面圖

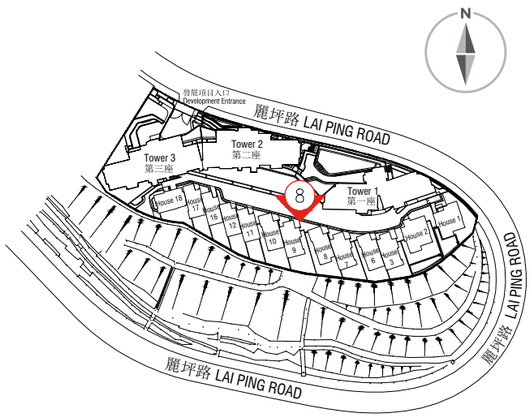

KEY PLAN 指示圖

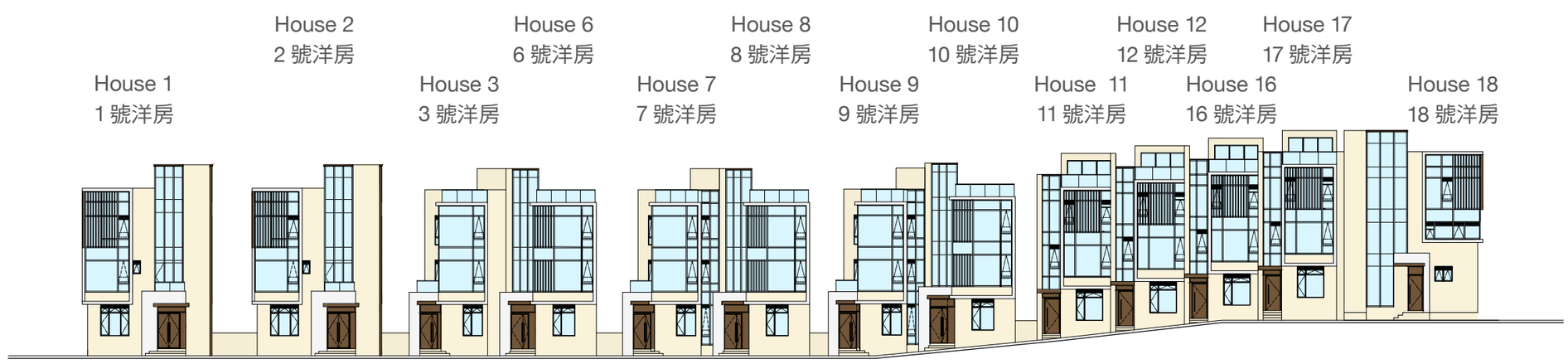

ELEVATION 8
立面圖 8

Authorized Person for the Development has certified that the elevations shown on this plan:
(1) are prepared on the basis of the approved building plans for the Development as of 11 May 2017 and
(2) are in general accordance with the outward appearance of the Development.

發展項目的認可人士證明本立面圖所顯示的立面：
(1) 以 2017 年 5 月 11 日的情況為準的發展項目的經批准的建築圖則為基礎擬備；及
(2) 大致上與發展項目的外觀一致。

INFORMATION ON COMMON FACILITIES IN THE DEVELOPMENT

發展項目中的公用設施的資料

	Covered 有上蓋遮蓋範圍		Uncovered 沒有上蓋遮蓋範圍		Total area 總面積	
	sq. m. 平方米	sq. ft. 平方呎	sq. m. 平方米	sq. ft. 平方呎	sq. m. 平方米	sq. ft. 平方呎
Residents' clubhouse (including any recreational facilities for residents' use) 住客會所（包括供住客使用的任何康樂設施）	622.628	6,702	343.920	3,702	966.548	10,404
Communal garden or play area for residents' use on the roof, or on any floor between the roof and the lowest residential floor, of a building in the Development (whether known as a communal sky garden or otherwise) 位於發展項目中的建築物的天台或在天台和最低一層住宅樓層之間的任何一層的、供住客使用的公用花園或遊樂地方（不論是稱為公用空中花園或其他名稱）	319.156	3,435	224.411	2,416	543.567	5,851
Communal garden or play area for residents' use below the lowest residential floor of a building in the Development (whether known as a covered and landscaped play area or otherwise) 位於發展項目中的建築物的最低一層住宅樓層以下的、供住客使用的公用花園或遊樂地方（不論是稱為有蓋及園景的遊樂場或有其他名稱）	982.242	10,573	644.653	6,939	1,626.895	17,512

Note 備註：

Areas in square feet are converted at a rate of 1 square metre to 10.764 square feet and rounded off to the nearest whole square foot, which may be slightly different from the area presented in square metres.

以平方呎列出的面積均依據 1 平方米 =10.764 平方呎換算，並四捨五入至整數，與以平方米表述之面積可能有些微差異。

INSPECTION OF PLANS AND DEED OF MUTUAL COVENANT

閱覽圖則及公契

1. A copy of the Outline Zoning Plan relating to the Development is available at http://www.ozp.tpb.gov.hk.
2. A copy of the every deed of mutual covenant in respect of the residential property that has been executed is available for inspection at the place at which the residential property is offered to be sold.
3. The inspection is free of charge.

1. 本發展項目的分區計劃大綱圖的文本，可供閱覽的互聯網網址為 http://www.ozp.tpb.gov.hk。
2. 住宅物業的每一已簽立的公契文本存放在住宅物業的售樓處，以供閱覽。
3. 無須為閱覽付費。

Houses and Garden Duplex

1. Exterior finishes	
Item	Description
(a) External wall	Finished with natural stone, artificial granite tiles, aluminum grille, aluminum cladding, glass cladding and curtain wall.
(b) Window	Residential units fitted with fluorocarbon coated aluminum frame and with glazing. Bathrooms (non curtain wall location) fitted with fluorocarbon coated aluminum frame and with acid-etched glazing.
(c) Bay window	Not applicable.
(d) Planter	Not applicable.
(e) Verandah or balcony	All balconies are uncovered and fitted with glass balustrade. Floor finished with composite wood decking. Wall finished with artificial granite tiles and ceramic tiles. Ceiling finished with aluminum cladding. There is no verandah.
(f) Drying facilities for clothing	Not provided.

2. Interior finishes	
Item	Description
(a) Lobby	**Lift Lobby of Houses 1 and 2** Floor finished with engineered timber flooring with timber skirting. Wall and ceiling plastered and painted with emulsion paint on exposed surfaces.
(b) Internal wall and ceiling	**All Houses and Garden Duplex, except House 3** **Living Room, Dining Room and Bedroom** Wall and ceiling plastered and painted with emulsion paint on exposed surfaces. Gypsum board with emulsion paint where false ceiling or bulkhead are provided. **House 3** **Living Room and Dining Room** Wall finished with stainless steel, resin panel and natural stone on exposed surfaces. Ceiling plastered and painted with emulsion paint on exposed surfaces. Stainless steel strip and gypsum board with emulsion paint where false ceiling or bulkhead are provided. **Bedroom** Wall finished with wall paper, fabric panel, stainless steel, mirror and wood veneer on exposed surfaces. Ceiling plastered and painted with emulsion paint on exposed surfaces. Stainless steel strip and gypsum board with emulsion paint where false ceiling or bulkhead are provided.

洋房及花園複式

1. 外部裝修物料	
細項	描述
(a) 外牆	鋪砌天然石、人造花崗石磚、鋁格柵、鋁板、玻璃裝飾板及玻璃幕牆。
(b) 窗	住宅單位選用氟化塗層鋁質窗框鑲玻璃。 浴室（於非玻璃幕牆位置）選用氟化塗層鋁質窗框鑲磨砂玻璃。
(c) 窗台	不適用。
(d) 花槽	不適用。
(e) 陽台或露台	所有露台為沒有蓋及配以玻璃圍欄。 地台鋪砌複合木鋪板。 牆身鋪砌人造花崗石磚及瓷磚。 天花鋪砌鋁板。 沒有陽台。
(f) 乾衣設施	沒有提供。

2. 室內裝修物料	
細項	描述
(a) 大堂	**洋房 1 及 2 號之升降機大堂** 地台鋪砌複合木地板連木牆腳線。 牆身及天花外露部份批盪後髹上乳膠漆。
(b) 內牆及天花板	**所有洋房及花園複式，除 3 號洋房外** **客廳、飯廳及睡房** 牆身及天花外露部份批盪後髹上乳膠漆。 設有假天花或假陣位置均以石膏板髹上乳膠漆。 **3 號洋房** **客廳及飯廳** 牆身外露部分鋪砌不銹鋼、樹脂膠板及天然石。 天花外露部份批盪後髹上乳膠漆。 設有假天花或假陣位置配置不銹鋼及以石膏板髹上乳膠漆。 **睡房** 牆身外露部分鋪砌牆紙、布板、不銹鋼、鏡及木皮飾面。 天花外露部份批盪後髹上乳膠漆。 設有假天花或假陣位置配置不銹鋼及以石膏板髹上乳膠漆。

Houses and Garden Duplex

2. Interior finishes	
(c) Internal floor	**All Houses and Garden Duplex, except House 3** **Living Room, Dining Room and Bedroom** Floor finished with engineered timber flooring with timber skirting. Natural stone floor border along balconies, utility platforms and flat roofs doorway. **House 3** **Living Room and Dining Room** Floor finished with natural stone with stainless steel skirting. **Bedroom** Master Bedroom and Bedroom 2 - floor finished with carpet with stainless steel skirting. Bedroom 3 and 4 - floor finished with engineered timber flooring with stainless steel skirting. Natural stone floor border along balconies, utility platforms and flat roofs doorway.
(d) Bathroom	Floor finished with natural stone on exposed surface. Walls are finished with natural stone on exposed surfaces up to false ceiling level except House 3. For House 3, walls finished with natural stone and wood veneer on exposed surfaces up to false ceiling level. Walls behind vanity counters finished with ceramic tiles. Gypsum board false ceiling with emulsion paint.
(e) Kitchen	Floor finished with natural stone on exposed surface. Walls finished with natural stone, decorative mirror on exposed surfaces up to false ceiling level except House 3. For House 3, walls finished with natural stone, decorative mirror and wood veneer on exposed surfaces up to false ceiling level. Walls behind kitchen cabinets finished with ceramic tiles. Gypsum board false ceiling with emulsion paint. Cooking bench finished with reconstituted stone.

洋房及花園複式

2. 室內裝修物料	
(c) 內部地板	**所有洋房及花園複式，除 3 號洋房外** **客廳、飯廳及睡房** 地台鋪砌複合木地板連木牆腳線。通往露台、工作平台及平台之門口地板邊緣鋪砌天然石。 **3 號洋房** **客廳及飯廳** 地台鋪砌天然石連不銹鋼牆腳線。 **睡房** 主人睡房及睡房 2 - 地台鋪砌地毯連不銹鋼牆腳線。 睡房 3 及 4 - 地台鋪砌複合木地板連不銹鋼牆腳線。 通往露台、工作平台及平台之門口地板邊緣鋪砌天然石。
(d) 浴室	地台外露部分鋪砌天然石。 除 3 號洋房外，牆身外露部分鋪砌天然石至假天花。 3 號洋房之牆身外露部分鋪砌天然石及木皮飾面至假天花。 洗手盆櫃背牆身鋪砌瓷磚。 天花為髹上乳膠漆的石膏板假天花。
(e) 廚房	地台外露部分鋪砌天然石。 除 3 號洋房外，牆身外露部分鋪砌天然石及裝飾鏡面至假天花。 3 號洋房之牆身外露部分鋪砌天然石、裝飾鏡面及木皮飾面至假天花。 廚櫃背牆身鋪砌瓷磚。 天花為髹上乳膠漆的石膏板假天花。 灶台面鋪砌人造石。

Houses and Garden Duplex

3. Interior fittings		
Item	Description	
(a) Doors	House Main Entrance	Aluminium door with lockset, handle, door closer and door stopper.
	Car Park Entrance	Solid core timber door finished with aluminium panel, fitted with lockset, handle, door closer and door stopper.
	Garden	Aluminium-framed glass sliding folding door with lockset and handle.
	Kitchen	Solid core timber door finished with timber veneer, fitted with glass panel, door closer, handle and door stopper except Garden Duplex and House 3. **Garden Duplex** Solid core sliding timber door finished with timber veneer, fitted with handle. **House 3** Solid core timber door finished with timber veneer and resin panel, fitted with stainless steel framed glass panel, door closer and handle.
	Kitchen door to garden	**Houses 1, 2 & 18** Aluminium-framed glass door with lockset, handle, door closer and door stopper.
	Store	Hollow core timber door finished with timber veneer, fitted with lockset, handle and door stopper.
	Lavatory	Aluminium-framed folding door with aluminium louvre and sandblasted glass, fitted with lockset.
	Balcony	**Houses 1, 2, 3, 6, 7, 8, 9, 10 & 18** Aluminium-framed glass sliding folding door fitted with handle and lockset.
	Flat Roof	**2/F of Houses 1, 2, 11, 12, 16 & 17 and 1/F of Houses 3, 7 & 9** Aluminium-framed sliding folding door fitted with lockset and handle. **1/F of Houses 1 & 2** Aluminium-framed glass door fitted with lockset and handle.
	Master Bathroom	**Houses 1, 2 & Garden Duplex** Hollow core timber sliding door fitted with lockset. **Houses 6, 7, 8, 9, 10, 11, 12, 16, 17 & 18** Hollow core timber door finished with timber veneer, fitted with lockset, handle and door stopper. **House 3** Hollow core timber door finished with timber veneer, fitted with lockset, handle and door closer.

洋房及花園複式

3. 室內裝置		
細項	描述	
(a) 門	入口大門	鋁質門配門鎖、手柄、氣鼓及門頂。
	停車場出入口	實心木門配以鋁板飾面，配門鎖、手柄、氣鼓及門頂。
	花園	鋁質門框玻璃趟摺門配門鎖及手柄。
	廚房	除花園複式及 3 號洋房外，其他為實心木門配以木皮飾面，門身鑲玻璃板，配氣鼓、手柄及門頂。 **花園複式** 實心木趟門配以木皮飾面，配手柄。 **3 號洋房** 實心木門配以木皮飾面及樹脂膠板，門身鑲不銹鋼框玻璃板，配氣鼓及手柄。
	廚房通往花園門	**1、2 及 18 號洋房** 鋁質門框玻璃門配門鎖、手柄、氣鼓及門頂。
	儲物房	空心木門配以木皮飾面，配門鎖、手柄及門頂。
	洗手間	鋁質門框摺門裝設鋁百葉及磨砂玻璃，配以門鎖。
	露台	**1、2、3、6、7、8、9、10 及 18 號洋房** 鋁質門框玻璃趟摺門，配手柄及門鎖。
	平台	**1、2、11、12、16 及 17 號洋房 2 樓及 3、7 及 9 號洋房 1 樓** 鋁質門框趟摺門配門鎖及手柄。 **1 及 2 號洋房 1 樓** 鋁質門框玻璃門，配門鎖及手柄。
	主人浴室	**1、2 號洋房及花園複式** 空心木趟門配以門鎖。 **6、7、8、9、10、11、12、16、17 及 18 號洋房** 空心木門配以木皮飾面，配門鎖、手柄及門頂。 **3 號洋房** 空心木門配以木皮飾面，配門鎖、手柄及氣鼓。

Houses and Garden Duplex

3. Interior fittings		
Item	Description	
(a) Doors	Bathrooms	Hollow core timber door finished with timber veneer, fitted with lockset, handle and door stopper except House 3. Timber louvre is provided for bathrooms in the following locations: - bathroom 3 of Houses 11,12,16 & 17 - bathroom 2 of House 18 - bathroom 2, 3 & 4 of Garden Duplex **House 3** Bathroom 2 - Hollow core timber door finished with timber veneer and wall paper, fitted with lockset, handle and door closer. Bathroom 3 - Hollow core timber door finished with timber veneer, stainless steel strip and fabric panel, fitted with lockset, handle and door closer. Bathroom 4 - Hollow core timber door finished with timber veneer, fitted with lockset, handle and door closer.
	Master Bedroom	Hollow core timber door finished with timber veneer, fitted with lockset, handle and door stopper.
	Bedrooms	Hollow core timber door finished with timber veneer, fitted with lockset, handle and door stopper.
	Powder Room	**Houses 7, 9 & 18** Hollow core timber door finished with timber veneer, fitted with lockset, handle and door stopper. Timber louvre is added. **Houses 1, 2, 6, 8 & 10** Hollow core timber sliding door finished with timber veneer, fitted with lockset, handle and door stopper. Timber louvre is added. **House 3** Hollow core timber sliding door finished with timber veneer, stainless steel strip and resin panel, fitted with lockset, handle and door closer.
	Roof	Aluminium-framed glass door with lockset, handle and door stopper.

洋房及花園複式

3. 室內裝置		
細項	描述	
(a) 門	浴室	除 3 號洋房外，其他為空心木門配以木皮飾面，配門鎖、手柄及門頂。 配置木製百葉門之浴室如下： - 11、12、16 及 17 號洋房的浴室 3 - 18 號洋房的浴室 2 - 花園複式的浴室 2、浴室 3 及浴室 4。 **3 號洋房** 浴室 2 - 空心木門配以木皮飾面及牆紙，配門鎖、手柄及氣鼓。 浴室 3 - 空心木門配以木皮飾面、不銹鋼條及布板，配門鎖、手柄及氣鼓。 浴室 4 - 空心木門配以木皮飾面，配門鎖、手柄及氣鼓。
	主人睡房	空心木門配以木皮飾面，配門鎖、手柄及門頂。
	睡房	空心木門配以木皮飾面，配門鎖、手柄及門頂。
	化妝間	**7、9 及 18 號洋房** 空心木門配以木皮飾面，配門鎖、手柄及門頂及加裝木百葉。 **1、2、6、8 及 10 號洋房** 空心木趟門配以木皮飾面，配門鎖、手柄及門頂及加裝木百葉。 **3 號洋房** 空心木趟門配以木皮飾面、不銹鋼條及樹脂膠板，配門鎖、手柄及氣鼓。
	天台	鋁質門框玻璃門配門鎖、手柄及門頂。

Houses and Garden Duplex

3. Interior fittings		
Item	Description	
(b) Bathroom	Bathroom fitted with wooden mirror cabinet with natural stone countertop. Fittings and equipment including vitreous china water closet, vitreous china wash basin, chrome plated basin mixer, chrome plated mixer and shower set, chrome plated robe hook and chrome plated paper holder. Chrome plated shower set with wall mounted body jet and chrome plated overhead shower is provided for master bathroom of all Houses and Garden Duplex. Enamel steel bathtub is provided in the following units:	
	Location	Sizes of bath tub
	Master bathroom: - Houses 1, 2, 6, 8, 10, 18 & Garden Duplex	1700mm(L) x 750mm(W) x 420mm(H)
	Master bathroom: - Houses 11, 12, 16 & 17	1700mm(L) x 750mm(W) x 430mm(H)
	Master bathroom: - Houses 3, 7 & 9 Bathroom 2: - Houses 11, 12, 16 & 17	1600mm(L) x 750mm(W) x 420mm(H)
	Bathroom 2: - House 18 & Garden Duplex Bathroom 4: - Houses 1, 2, 3, 6, 7, 8, 9, 10 & 18	1500mm(L) x 700mm(W) x 420mm(H)
	Shower cubicle in units (if applicable) is provided with shower set. Plastic finished remote controller for gas/ electric water heater is provided. See “Water Supply” below for type and material of water supply system.	
(c) Kitchen	Fitted with wooden kitchen cabinet with aluminum finishing and plastic laminate door panel, reconstituted stone countertop, stainless steel sink and chrome plated sink mixer. See “Water Supply” below for type and material of water supply system. For the appliances brand name and model number, please refer to the “6. Appliances Schedule”.	
(d) Bedroom	**All Houses and Garden Duplex, except House 3** Not provided. **House 3** Wooden cabinet finished with timber veneer, vinyl, glass and stainless steel.	
(e) Telephone	For the number and the location of telephone outlet points, please refer to the “Schedule of Mechanical & Electrical Provisions of Residential Units”.	
(f) Aerials	For the number and the location of TV/FM outlet points, please refer to the “Schedule of Mechanical & Electrical Provisions of Residential Units”.	
(g) Electrical installations	Socket outlets are provided in all living rooms, dining rooms, bedrooms, stores, kitchens and bathrooms. Other than those parts of conduits concealed within concrete, the rest of them are exposed. The exposed conduits may be covered or hidden by false ceilings, bulkheads, cabinets, claddings, non-concrete partition walls, designated pipe ducts or other materials. Three-phase electricity supply with MCB board completed with Residual Current Protection is provided at Store for each House. For the number and the location of power points and air-conditioner points, please refer to the “Schedule of Mechanical & Electrical Provisions of Residential Units”.	
(h) Gas supply	Town gas piping is installed and connected to gas hob and gas water heater. For the location of gas hob and gas water heater, please refer to the “Schedule of Mechanical & Electrical Provisions of Residential Units”.	

洋房及花園複式

3. 室內裝置		
細項	描述	
(b) 浴室	浴室配置木製鏡櫃配天然石檯面。 包括裝置搪瓷座廁，搪瓷面盆，鍍鉻面盆水龍頭，鍍鉻水龍頭連淋浴花灑套裝，鍍鉻掛衣鈎及鍍鉻廁紙架。 洋房及花園複式的所有主人浴室提供鍍鉻淋浴花灑套裝連牆身噴水咀及鍍鉻頭頂淋浴花灑。 配置瓷釉鋼鐵浴缸單位如下：	
	位置	浴缸大小
	主人浴室： - 1、2、6、8、10、18 號洋房及花園複式	1700 毫米（長）x 750 毫米（闊）x 420 毫米（高）
	主人浴室： - 11、12、16 及 17 號洋房	1700 毫米（長）x 750 毫米（闊）x 430 毫米（高）
	主人浴室： - 3、7 及 9 號洋房 浴室 2: - 11、12、16 及 17 號洋房	1600 毫米（長）x 750 毫米（闊）x 420 毫米（高）
	浴室 2: - 18 號洋房及花園複式 浴室 4: - 1、2、3、6、7、8、9、10 及 18 號洋房	1500 毫米（長）x 700 毫米（闊）x 420 毫米（高）
	單位之淋浴間（如有）配置淋浴花灑套裝。 提供膠面煤氣 / 電熱水爐遙控器。 供水系統的類型及用料見下文【供水】一欄。	
(c) 廚房	選用木製櫥櫃連鋁質飾面及膠質飾面門板、人造石檯面、不銹鋼洗滌盆及鍍鉻洗滌盆水龍頭。 供水系統的類型及用料見下文【供水】一欄。 設備之品牌名稱及產品型號，請參閱下文「6. 設備說明表」。	
(d) 睡房	**所有洋房及花園複式，除 3 號洋房外** 沒有裝置。 **3 號洋房** 木製櫃配木皮飾面、人造皮、玻璃及不銹鋼。	
(e) 電話	電話插座之數目及位置，請參考「住宅單位機電裝置數量說明表」。	
(f) 天線	電視 / 電台天線插座之數目及位置，請參考「住宅單位機電裝置數量說明表」。	
(g) 電力裝置	客廳、飯廳、睡房、儲物房、廚房及浴室均設有電插座。 除部份導管隱藏於混凝土內，其剩導管外露。所有外露導管均隱藏於假天花、裝飾橫樑、櫃、裝飾板、非混凝土分隔牆、管槽或其他物料內。 每戶均設有包括漏電保護器的三相總電掣箱於儲物房內。 有關電插座及空調機接駁點之數目及位置，請參考「住宅單位機電裝置數量說明表」。	
(h) 氣體供應	每戶均裝置煤氣喉位接駁煤氣煮食爐及煤氣熱水爐。 煤氣煮食爐及煤氣熱水爐位置，請參考「住宅單位機電裝置數量說明表」。	

Houses and Garden Duplex

3. Interior fittings	
Item	Description
(i) Washing machine connection point	Washing machine connection point is provided in kitchen. Water inlet of 22mm in diameter and water outlet of 40mm in diameter are provided.
(j) Water supply	Plastic coated copper pipes are provided for both hot and cold water. Hot water supply to bathroom, lavatory and kitchen is provided by gas water heater or electric water heater. Other than those parts of the pipework concealed within non structural wall and wall recess, the rest of them are exposed. The exposed pipework may be covered or hidden by false ceilings, bulkheads, kitchen cabinets or vanity counters, claddings, non-concrete partition walls, designated pipe ducts or other materials.

4. Miscellaneous	
Item	Description
(a) Lifts	KONE model "Mono Space" (MX10) passenger lifts are provided as follows:- House 1 - 1 No. of lift serving from B/F to 2/F House 2 - 1 No. of lift serving from B/F to 2/F
(b) Letter box	Metal letter box is provided.
(c) Refuse Collection	Refuse Storage & Material Recovery Chamber is provided at B/F for collection of refuse by cleaners.
(d) Water meter, electricity meter and gas meter	Separate meters for potable water and electricity are provided at independent water meter cabinets and independent meter room for House 1 to House 18. Separate town gas meter is provided in the kitchen of each house and Garden Duplex. Separate meter for potable water and electricity are provided at public water meter cabinet and public meter room for Garden Duplex.

5. Security	
Item	Description
Security system and equipment	Independent security system is provided for all houses and Garden Duplex including the following features: security control panel, glass break detectors, door contact and panic alarm button for system operation. Building boundary security system is provided for the Development. Video door phone is provided for all houses and Garden Duplex.

The Vendor hereby undertakes that if lifts or appliances of the specified brand name or model number are not installed in the Development, lifts or appliances of comparable quality will be installed.

洋房及花園複式

3. 室內裝置	
細項	描述
(i) 洗衣機接駁點	廚房設有洗衣機接駁點，分別為 22 毫米洗衣機供水點及 40 毫米洗衣機排水點。
(j) 供水	冷熱水喉管全部採用包膠銅喉。浴室、洗手間及廚房之熱水由煤氣熱水爐或電熱水爐提供。 除部份水管隱藏於非結構牆及牆身凹槽內，所有外露喉管均遮蓋或暗藏於假天花、裝飾橫樑、廚櫃或洗面盆櫃內、裝飾板、非混凝土分隔牆、管槽或其他物料內。

4. 雜項	
細項	描述
(a) 升降機	通力型號"Mono Space"(MX10) 住客升降機如下： 1 號洋房 - 1 部：到達地庫至 2 樓各層 2 號洋房 - 1 部：到達地庫至 2 樓各層
(b) 信箱	提供金屬信箱。
(c) 垃圾收集	垃圾及物料回收室設於地庫層，由清潔工人定時收集垃圾。
(d) 水錶、電錶及氣體錶	1 號至 18 號洋房專用之獨立水錶及電錶裝設於獨立水錶箱及獨立電錶房內。 每間洋房及花園複式之廚房內均安裝獨立煤氣錶。 花園複式專用之獨立水錶及電錶裝設於公共水錶箱及公用電錶房內。

5. 保安設施	
細項	描述
保安系統及設備	所有洋房及花園複式均設有獨立保安系統，包括保安控制面板、玻璃破碎感應器、門磁及緊急警報掣。發展項目設有邊界防盜系統。所有洋房及花園複式均設有視像對講機。

賣方承諾如發展項目中沒有安裝指明的品牌名稱或產品型號的升降機或設備，便會安裝品質相若的升降機或設備。

Towers

(excluding Units A & B on 9/F & 10/F (Duplex) of Tower 1, Units A & B on 10/F & 11/F (Duplex) of Tower 2, Unit A on 9/F & 10/F (Duplex) and Unit B on 10/F of Tower 3)

1. Exterior finishes	
Item	Description
(a) External wall	External walls of Towers (including podium) are finished with natural stone, artificial granite tiles, ceramic tiles, aluminum grille, aluminum cladding, glass cladding and curtain wall.
(b) Window	Residential units fitted with fluorocarbon coated aluminum frame and with glazing. Bathrooms (non curtain wall location) fitted with fluorocarbon coated aluminum frame and with acid-etched glazing.
(c) Bay window	Not applicable.
(d) Planter	Not applicable.
(e) Verandah or balcony	All balconies are covered and fitted with glass balustrade. Floor finished with tiles. Walls finished with artificial granite tiles and ceramic tiles. Ceiling finished with aluminum cladding. There is no verandah.
(f) Drying facilities for clothing	Not provided.

2. Interior finishes	
Item	Description
(a) Lobby	**Main Entrance Lobby** Floor finished with natural stone. Walls finished with natural stone, timber veneer, decorative laminated glass panel and metal panel on exposed surfaces. Ceiling finished with gypsum board with emulsion paint. **Typical Lift Lobby** Floor finished with natural stone. Walls finished with natural stone, timber veneer, decorative laminated glass panel and metal panel on exposed surfaces. Ceiling finished with gypsum board with emulsion paint. **Shuttle Lift Lobby at B/F, 1/F & 2/F** Floor finished with natural stone. Wall finished with timber veneer, decorative laminated glass panel and metal panel on exposed surfaces. Ceiling finished with gypsum board with emulsion paint. **Private Lift Lobby (Tower 1 only)** Floor finished with natural stone. Walls finished with natural stone, timber veneer, decorative laminated glass panel and metal panel on exposed surfaces. Ceiling finished with gypsum board with emulsion paint. **Fireman's Lift Lobby (Tower 1 only)** Floor finished with tiles. Wall finished with tiles. Ceiling finished with gypsum board with emulsion paint.

住宅大樓

(不包括第一座 9 樓及 10 樓 A 及 B 單位 (複式)、第二座 10 樓及 11 樓 A 及 B 單位 (複式)、第三座 9 樓及 10 樓 A 單位 (複式) 及 10 樓 B 單位)

1. 外部裝修物料	
細項	描述
(a) 外牆	大廈 (包括平台) 外牆鋪砌天然石、人造花崗石磚、瓷磚、鋁格柵、鋁板、玻璃裝飾板及玻璃幕牆。
(b) 窗	住宅單位選用氟化塗層鋁質窗框鑲玻璃。 浴室 (於非玻璃幕牆位置) 選用氟化塗層鋁質窗框鑲磨砂玻璃。
(c) 窗台	不適用。
(d) 花槽	不適用。
(e) 陽台或露台	露台均有蓋。 所有露台配以玻璃圍欄。 地台鋪砌磚。 牆身鋪砌人造花崗石磚及瓷磚。 天花裝配鋁板。 沒有陽台。
(f) 乾衣設施	沒有提供。

2. 室內裝修物料	
細項	描述
(a) 大堂	**住宅入口大堂** 地台鋪砌天然石。 牆身外露部分鋪砌天然石、木皮裝飾面板、玻璃裝飾面板及金屬面板。 天花為髹上乳膠漆的石膏板。 **各層電梯大堂** 地台鋪砌天然石。 牆身外露部分鋪砌天然石、木皮裝飾面板、玻璃裝飾面板及金屬面板。 天花為髹上乳膠漆的石膏板。 **地庫、1 樓及 2 樓之穿梭電梯大堂** 地台鋪砌天然石。 牆身外露部分鋪砌木皮裝飾面板，玻璃裝飾面板及金屬面板。 天花為髹上乳膠漆的石膏板。 **私人電梯大堂 (第一座)** 地台鋪砌天然石。 牆身外露部分鋪砌天然石、木皮裝飾面板、玻璃裝飾面板及金屬面板。 天花為髹上乳膠漆的石膏板。 **消防電梯大堂 (第一座)** 地台鋪砌磚。 牆身鋪砌磚。 天花為髹上乳膠漆的石膏板。

Towers

(excluding Units A & B on 9/F & 10/F (Duplex) of Tower 1, Units A & B on 10/F & 11/F (Duplex) of Tower 2, Unit A on 9/F & 10/F (Duplex) and Unit B on 10/F of Tower 3)

2. Interior finishes	
Item	Description
(b) Internal wall and ceiling	**Living Room, Dining Room and Bedroom** Walls plastered and painted with emulsion paint on exposed surfaces except Unit B on 3/F of Tower 1 and Unit A on 8/F of Tower 2. Ceiling plastered and painted with emulsion paint on exposed surfaces. Gypsum board with emulsion paint where false ceiling or bulkhead are provided except Unit B on 3/F of Tower 1 and Unit A on 8/F of Tower 2. **Unit B on 3/F of Tower 1** **Living Room and Dining Room** Walls are finished with wall paper, glass panel, natural stone, lacquer painting, mirror, fabric panel and stainless steel. Gypsum board with emulsion paint where false ceiling or bulkhead are provided and finished with stainless steel trim. **Master Bedroom** Walls are finished with wall paper, mirror, fabric panel and stainless steel. Gypsum board with emulsion paint where false ceiling or bulkhead are provided and finished with stainless steel trim. **Bedroom 2** Walls are finished with wall paper, mirror, fabric panel and stainless steel. Gypsum board with emulsion paint where false ceiling or bulkhead are provided and finished with stainless steel trim. **Bedroom 3** Walls are finished with mirror, fabric panel and stainless steel. Gypsum board with emulsion paint where false ceiling or bulkhead are provided and finished with stainless steel trim. **Bedroom 4** Walls are finished with wall paper, mirror, fabric panel and stainless steel. Gypsum board with emulsion paint and finished with wood veneer where false ceiling or bulkhead are provided and finished with stainless steel trim.

住宅大樓

(不包括第一座 9 樓及 10 樓 A 及 B 單位(複式)、第二座 10 樓及 11 樓 A 及 B 單位(複式)、第三座 9 樓及 10 樓 A 單位(複式)及 10 樓 B 單位)

2. 室內裝修物料	
細項	描述
(b) 內牆及天花板	**客廳、飯廳及睡房** 除第一座 3 樓 B 單位及第二座 8 樓 A 單位外，牆身外露部份批盪後髹乳膠漆。天花板外露部份批盪後髹乳膠漆。 除第一座 3 樓 B 單位及第二座 8 樓 A 單位外，設有假天花或假陣位置均以石膏板髹乳膠漆。 **第一座 3 樓 B 單位** **客廳及飯廳** 牆身鋪砌牆紙、鏡面板、天然石、光油漆、鏡面、布板及不銹鋼。 設有假天花或假陣位置均以石膏板髹乳膠漆並配以不銹鋼裝飾條。 **主人房** 牆身鋪砌牆紙、鏡面、布板及不銹鋼。 設有假天花或假陣位置均以石膏板髹上乳膠漆及鋪砌牆紙並配以不銹鋼裝飾條。 **睡房 2** 牆身鋪砌牆紙、鏡面、布板及不銹鋼。 設有假天花或假陣位置均以石膏板髹上乳膠漆並配以不銹鋼裝飾條。 **睡房 3** 牆身鋪砌鏡面、布板及不銹鋼。 設有假天花或假陣位置均以石膏板髹上乳膠漆並配以不銹鋼裝飾條。 **睡房 4** 牆身鋪砌牆紙、鏡面、布板及不銹鋼。 設有假天花或假陣位置均以石膏板髹上乳膠漆及鋪砌木皮飾面並配以不銹鋼裝飾條。

Towers

(excluding Units A & B on 9/F & 10/F (Duplex) of Tower 1, Units A & B on 10/F & 11/F (Duplex) of Tower 2, Unit A on 9/F & 10/F (Duplex) and Unit B on 10/F of Tower 3)

2. Interior finishes	
Item	Description
(b) Internal wall and ceiling	**Unit A on 8/F of Tower 2** **Living Room and Dining Room** Walls plastered and finished with wall paper, wood veneer, oil painting, mirror and stainless steel. Gypsum board with emulsion paint where false ceiling or bulkhead are provided. **Master Bedroom** Walls plastered and finished with wall paper, wood veneer, artificial shell panel, mirror and stainless steel. Wall paper and gypsum board with emulsion paint where false ceiling or bulkhead are provided. **Bedroom 2 & 3** Walls plastered and finished with wall paper, wood veneer, fabric panel and stainless steel. Gypsum board with emulsion paint where false ceiling or bulkhead are provided. **Bedroom 4** Walls plastered and finished with wall paper, wood veneer, fabric panel and stainless steel. Gypsum board with emulsion paint and finished with wood veneer where false ceiling or bulkhead are provided.
(c) Internal floor	**Living Room, Dining Room and Bedroom** Floor finished with engineered timber flooring with timber skirting except Unit B on 3/F of Tower 1 and Living Room and Dining Room in Unit A on 8/F of Tower 2. Natural stone floor border along balconies, utility platforms and flat roofs doorway. **Unit B on 3/F of Tower1** **Living Room and Dining Room** Floor finished with natural stone. **Master Bedroom** Floor finished with carpet. **Bedroom 2, 3 & 4** Floor finished with engineered timber flooring. **Living Room and Dining Room in Unit A on 8/F of Tower 2** Natural stone flooring with timber skirting.
(d) Bathroom	Floor finished with natural stone on exposed surface. Walls finished with natural stone, decorative laminated glass panel on exposed surfaces up to false ceiling level. Walls behind vanity counters partially finished with ceramic tiles. Gypsum board false ceiling with emulsion paint.
(e) Kitchen	Floor finished with natural stone on exposed surface. Walls finished with natural stone on exposed surfaces up to false ceiling level. Walls behind kitchen cabinets partially finished with ceramic tiles. Gypsum board false ceiling with emulsion paint. Cooking bench finished with reconstituted stone.

住宅大樓

(不包括第一座 9 樓及 10 樓 A 及 B 單位(複式)、第二座 10 樓及 11 樓 A 及 B 單位(複式)、第三座 9 樓及 10 樓 A 單位(複式)及 10 樓 B 單位)

2. 室內裝修物料	
細項	描述
(b) 內牆及天花板	**第二座 8 樓 A 單位** **客廳及飯廳** 牆身批盪後鋪砌牆紙、木皮飾面、油漆、鏡面及不銹鋼。 設有假天花或假陣位置均以石膏板髹乳膠漆。 **主人睡房** 牆身批盪後鋪砌牆紙、木皮飾面、人造貝殼面板、鏡面及不銹鋼。 設有假天花或假陣位置均以石膏板髹上乳膠漆及鋪砌牆紙。 **睡房 2 及 3** 牆身批盪後鋪砌牆紙、木皮飾面、布板及不銹鋼。 設有假天花或假陣位置均以石膏板髹上乳膠漆。 **睡房 4** 牆身批盪後鋪砌牆紙、木皮飾面、布板及不銹鋼。 設有假天花或假陣位置均以石膏板髹上乳膠漆及鋪砌木皮飾面。
(c) 內部地板	**客廳、飯廳及睡房** 除第一座 3 樓 B 單位及第二座 8 樓 A 單位客廳及飯廳外，地台鋪砌複合木地板連木腳線。 通往露台、工作平台及平台之門口地板邊緣鋪砌天然石圍邊。 **第一座 3 樓 B 單位** **客廳及飯廳** 地台鋪砌天然石。 **主人房** 地台鋪砌地毯。 **睡房 2、3 及 4** 地台鋪設複合木地板。 **第二座 8 樓 A 單位客廳及飯廳** 地台鋪砌天然石連木腳線。
(d) 浴室	地台外露部分鋪砌天然石。 牆身外露部分鋪砌天然石、玻璃裝飾面板至假天花。 洗手盆櫃背部份牆身鋪砌瓷磚。 天花為髹上乳膠漆的石膏板假天花。
(e) 廚房	地台外露部分鋪砌天然石。 牆身外露部份鋪砌天然石至假天花。 廚櫃背部份牆身鋪砌瓷磚。 天花為髹上乳膠漆的石膏板假天花。 灶台面鋪砌人造石。

Towers

(excluding Units A & B on 9/F & 10/F (Duplex) of Tower 1, Units A & B on 10/F & 11/F (Duplex) of Tower 2, Unit A on 9/F & 10/F (Duplex) and Unit B on 10/F of Tower 3)

3. Interior fittings			
Item	Description		
(a) Doors	Flat Entrance	Solid core timber door finished with timber veneer, fitted with lockset, handle, eye viewer, security door chain, concealed door closer and door stopper (for Unit B on 3/F of Tower 1, no door stopper is provided).	
	Kitchen	**All Units of Tower 1, Units B on 3/F, 6/F and 8/F of Tower 2 and Unit B on 3/F, 6/F and 8/F of Tower 3** Solid core sliding timber door finished with timber veneer, fitted with handle. **Unit A & C of 3/F, 5/F - 8/F of Tower 2 and Tower 3, Unit A & C of 9/F of Tower 2 and Unit C of 9/F of Tower 3** Solid core timber door finished with timber veneer, fitted with glass panel, door closer, lockset, handle and door stopper.	
	Store	Hollow core timber door finished with timber veneer, fitted with lockset, handle and door stopper.	
	Lavatory	Aluminium folding door with aluminium louvre and sandblasted glass, fitted with lockset.	
	Back door to lift lobby	**Unit A & B on 2/F - 3/F, 5/F - 8/F of Tower 1** Solid core timber door finished with timber veneer, fitted with lockset, handle, door closer and door stopper.	
	Balcony	**All units on 2/F - 3/F, 5/F - 8/F of Tower 1 and 3/F, 5/F - 9/F of Tower 2 and 3/F, 5/F - 8/F of Tower 3, Unit C on 9/F of Tower 3** Aluminum-framed glass sliding door fitted with handle and lockset.	
	Master Bathroom (Excluding Unit B on 5/F, 7/F and 9/F of Tower 2 and Tower 3)	Hollow core timber door finished with timber veneer, fitted with lockset, handle and door stopper.	
	Bathrooms	Hollow core timber door finished with timber veneer, fitted with lockset, handle and door stopper. Timber louvered door is provided for bathrooms in the following locations:	
		Units A & B on 2/F, 5/F - 8/F of Tower 1	Bathroom 2
		Units A & B on 2/F - 3/F, 5/F - 8/F of Tower 1 and Unit A on 3/F, 5/F - 9/F of Tower 2	Bathroom 3
		Unit B on 5/F, 7/F and 9/F of Tower 2	Master Bathroom & Bathroom 2
		Unit C on 3/F, 5/F - 9/F of Tower 2 and 3	Bathroom 2 & 3
		Unit A on 3/F, 5/F - 8/F of Tower 3	Bathroom 3
		Unit B on 5/F, 7/F and 9/F of Tower 3	Master Bathroom & Bathroom 2

住宅大樓

(不包括第一座 9 樓及 10 樓 A 及 B 單位 (複式)、第二座 10 樓及 11 樓 A 及 B 單位 (複式)、第三座 9 樓及 10 樓 A 單位 (複式) 及 10 樓 B 單位)

3. 室內裝置			
細項	描述		
(a) 門	住宅單位大門	實心木門配以木皮飾面，配以門鎖、手柄、防盜眼、防盜鏈、隱藏式氣鼓及門頂 (第一座 3 樓 B 單位不配備門頂)。	
	廚房	**第一座所有單位、第二座 3 樓、6 樓及 8 樓 B 單位及第三座 3 樓、6 樓及 8 樓 B 單位** 實心木趟門配以木皮飾面，配手柄。 **第二座及第三座 3 樓、5 樓至 8 樓 A 及 C 單位、第二座 9 樓 A 及 C 單位、第三座 9 樓 C 單位** 實心木門配以木皮飾面，配以玻璃板、氣鼓、門鎖、手柄及門頂。	
	儲物房	空心木門配以木皮飾面，配以門鎖、手柄及門頂。	
	洗手間	鋁質摺門裝設鋁百葉及磨砂玻璃，配以門鎖。	
	通往升降機大堂之後門	**第一座 2 樓至 3 樓、5 樓至 8 樓 A 及 B 單位** 實心木門配以木皮飾面，配以門鎖、手柄、氣鼓及門頂。	
	露台	**第一座 2 樓至 3 樓、5 樓至 8 樓，第二座 3 樓、5 樓至 9 樓及第三座 3 樓、5 樓至 8 樓所有單位及第三座 9 樓 C 單位** 鋁質門框玻璃趟門，配以手柄及門鎖。	
	主人浴室 (不包括第二座及第三座 5 樓、7 樓及 9 樓 B 單位之主人浴室)	空心木門配以木皮飾面，配以門鎖、手柄及門頂。	
	浴室	空心木門配以木皮飾面，配以門鎖、手柄及門頂。 配置木製百葉門之浴室如下：	
		第一座 2 樓、5 樓至 8 樓 A 單位及 B 單位	浴室 2
		第一座 2 樓至 3 樓、5 樓至 8 樓 A 及 B 單位及 第二座 3 樓、5 樓至 9 樓 A 單位	浴室 3
		第二座 5 樓、7 樓及 9 樓 B 單位	主人浴室及浴室 2
		第二座及第三座 3 樓、5 樓至 9 樓 C 單位	浴室 2 及浴室 3
		第三座 3 樓、5 樓至 8 樓 A 單位	浴室 3
		第三座 5 樓、7 樓及 9 樓 B 單位	主人浴室及浴室 2

Towers

(excluding Units A & B on 9/F & 10/F (Duplex) of Tower 1, Units A & B on 10/F & 11/F (Duplex) of Tower 2, Unit A on 9/F & 10/F (Duplex) and Unit B on 10/F of Tower 3)

3. Interior fittings		
Item	Description	
(a) Doors	Master Bedroom	Hollow core timber door finished with timber veneer, fitted with lockset, handle and door stopper.
	Bedrooms	Hollow core timber door finished with timber veneer, fitted with lockset, handle and door stopper.
	Bedroom 4 leading to Flat Roof	**Unit C on 3/F of Tower 2 and Tower 3** Aluminium-framed glass door fitted with lockset and handle.
	Utility Platform	Aluminium-framed glass door fitted with lockset and handle.
	Flat Roof	**Unit C on 3/F of Tower 2 & Tower 3** Aluminium-framed glass door fitted with handle and lockset.
	Powder Room	**Unit B of 3/F, 6/F, 8/F of Tower 2 and Tower 3** Hollow core timber sliding door finished with timber veneer, fitted with lockset, handle, door stopper and louver.
	Door inside Master Bedroom	**Unit B on 3/F of Tower 1 and Unit A on 8/F of Tower 2** Stainless steel framed glass sliding door.
(b) Bathroom	Fitted with wooden mirror cabinet with natural stone countertop. Fittings and equipment including vitreous china water closet, vitreous china wash basin, chrome plated basin mixer, chrome plated mixer and shower set, chrome plated robe hook and chrome plated paper holder. Chrome plated shower set with wall mounted body jet is provided in the following units: - Master Bathroom of all units of Tower 1 Chrome plated overhead shower is provided in the following units: - Master Bathroom of all unit of Tower 1; - Master Bathroom of Units A & C on 3/F, 5/F - 9/F of Tower 2 and 3; - Master Bathroom of Unit B on 5/F, 7/F & 9/F of Tower 2 and 3; Enamel steel bathtub is provided in the following units:	
	Location	Sizes of bath tub
	Master Bathroom: - All units of Tower 1	1700mm(L) x 750mm(W) x 420mm(H)
	Master Bathroom: - Unit B on 5/F, 7/F & 9/F of Tower 2 and 3 - Units A & C on 3/F, 5/F - 9/F of Tower 2 - Units A & C on 3/F, 5/F - 8/F of Tower 3 - Unit C on 9/F of Tower 3	1600mm(L) x 750mm(W) x 420mm(H)
	Bathroom 2: - Units A & C on 3/F, 5/F - 9/F of Tower 2 - Units A & C on 3/F, 5/F - 8/F of Tower 3 - Unit C on 9/F of Tower 3	1500mm(L) x 700mm(W) x 420mm(H)
	Bathroom 3: - Units A & B on 2/F, 3/F, 5/F - 8/F of Tower 1	
	Shower cubicle in units (if applicable) is provided with shower set. Plastic finished remote controller for gas/ electric water heater is provided. See “Water Supply” below for type and material of water supply system.	

住宅大樓

(不包括第一座 9 樓及 10 樓 A 及 B 單位 (複式)、第二座 10 樓及 11 樓 A 及 B 單位 (複式)、第三座 9 樓及 10 樓 A 單位 (複式) 及 10 樓 B 單位)

3. 室內裝置		
細項	描述	
(a) 門	主人睡房	空心木門配以木皮飾面，配門鎖、手柄及門頂。
	睡房	空心木門配以木皮飾面，配門鎖、手柄及門頂。
	睡房 4 通往平台之門	**第二座及第三座 3 樓 C 單位** 鋁質門框玻璃門，配門鎖及手柄。
	工作平台	鋁質門框玻璃門，配門鎖及手柄。
	平台	**第二座及第三座 3 樓 C 單位** 鋁質門框玻璃門配手柄及門鎖。
	化妝間	**第二座及第三座 3 樓、6 樓、8 樓 B 單位** 空心木趟門配以木皮飾面，配門鎖、手柄、門頂及設有百葉。
	主人睡房內之門	**第一座 3 樓 B 單位及第二座 8 樓 A 單位** 不銹鋼框玻璃趟門。
(b) 浴室	浴室配置木製鏡櫃配天然石檯面。 裝置包括搪瓷座廁，搪瓷面盆，鍍鉻面盆水龍頭，鍍鉻水龍頭連淋浴花灑套裝，鍍鉻掛衣鈎及鍍鉻廁紙架。 配置鍍鉻淋浴花灑套裝連牆身噴水咀單位如下 : - 第一座所有單位之主人浴室 配置鍍鉻頭頂淋浴花灑單位如下 : - 第一座所有單位之主人浴室 - 第二座及第三座 3、5 至 9 樓 A 單位及 C 單位之主人浴室 - 第二座及第三座 5、7 及 9 樓 B 單位之主人浴室 配置瓷釉鋼鐵浴缸單位如下：	
	位置	浴缸大小
	主人浴室 : - 第一座所有單位	1700 毫米 (長) x 750 毫米 (闊) x 420 毫米 (高)
	主人浴室 : - 第二座及第三座 5、7 及 9 樓 B 單位 - 第二座 3、5 至 9 樓 A 及 C 單位 - 第三座 3、5 至 8 樓 A 及 C 單位 - 第三座 9 樓 C 單位	1600 毫米 (長) x 750 毫米 (闊) x 420 毫米 (高)
	浴室 2 : - 第二座 3、5 至 9 樓 A 單位及 C 單位 - 第三座 3、5 至 8 樓 A 單位及 C 單位 - 第三座 9 樓 C 單位	1500 毫米 (長) x 700 毫米 (闊) x 420 毫米 (高)
	浴室 3: - 第一座 2、3、5 至 8 樓 A 單位及 B 單位	
	單位之淋浴間 (如有) 配置淋浴花灑套裝。 提供膠面煤氣 / 電熱水爐遙控器。 供水系統的類型及用料見下文【供水】一欄。	

Towers

(excluding Units A & B on 9/F & 10/F (Duplex) of Tower 1, Units A & B on 10/F & 11/F (Duplex) of Tower 2, Unit A on 9/F & 10/F (Duplex) and Unit B on 10/F of Tower 3)

3. Interior fittings	
Item	Description
(c) Kitchen	Fitted with wooden kitchen cabinet with aluminum finishing and plastic laminate door panel, reconstituted stone countertop, stainless steel sink and chrome plated sink mixer. See “Water Supply” below for type and material of water supply system. For the appliances brand name and model number, please refer to the “6. Appliances Schedule”.
(d) Bedroom	**All units except Unit B on 3/F of Tower 1 and Unit A on 8/F of Tower 2** Not provided. **Unit B on 3/F of Tower 1** Master Bedroom Wooden cabinet finished with timber veneer, mirror, fabric panel and stainless steel. Bedroom 2 & 3 Wooden cabinet finished with timber veneer, laminated glass, fabric panel and stainless steel. Bedroom 4 Wooden cabinet finished with timber veneer and stainless steel. **Unit A on 8/F of Tower 2** Master Bedroom Wooden cabinet finished with timber veneer and stainless steel. Bedroom 2, 3 & 4 Wooden cabinet finished with timber veneer, mirror and stainless steel.
(e) Telephone	For the number and the location of telephone outlet points, please refer to the “Schedule of Mechanical & Electrical Provisions of Residential Units”.
(f) Aerials	For the number and the location of TV/FM outlet points, please refer to the “Schedule of Mechanical & Electrical Provisions of Residential Units”.
(g) Electrical installations	Socket outlets are provided in all living rooms, dining rooms, bedrooms, stores, kitchens, and bathrooms. Other than those parts of conduits concealed within concrete, the rest of them are exposed. The exposed conduits may be covered or hidden by false ceilings, bulkheads, cabinets, claddings, non-concrete partition walls, designated pipe ducts or other materials. Three-phase electricity supply with MCB board completed with Residual Current Protection provided at Store for each Residential Unit. For the number and the location of power points and air-conditioner points, please refer to the “Schedule of Mechanical & Electrical Provisions of Residential Units”.
(h) Gas supply	Town gas piping is installed and connected to gas hob and gas water heater. For the location of gas hob and gas water heater, please refer to the “Schedule of Mechanical & Electrical Provisions of Residential Units”.
(i) Washing machine connection point	Washing machine connection point is provided in kitchen. Water inlet of 22mm in diameter and water outlet of 40mm in diameter are provided.
(j) Water supply	Plastic coated copper pipes are provided for both hot and cold water. Hot water supply to bathroom, lavatory and kitchen is provided by gas water heater or electric water heater. Other than those parts of the pipework concealed within non structural wall and wall recess, the rest of them are exposed. The exposed pipework may be covered or hidden by false ceilings, bulkheads, kitchen cabinets or vanity counters, claddings, non-concrete partition walls, designated pipe ducts or other materials.

住宅大樓

(不包括第一座 9 樓及 10 樓 A 及 B 單位(複式)、第二座 10 樓及 11 樓 A 及 B 單位(複式)、第三座 9 樓及 10 樓 A 單位(複式)及 10 樓 B 單位)

3. 室內裝置	
細項	描述
(c) 廚房	選用木製櫥櫃連鋁質飾面及膠質飾面門板、人造石檯面、不銹鋼洗滌盆及鍍鉻洗滌盆水龍頭。 供水系統的類型及用料見下文【供水】一欄。 設備之品牌名稱及產品型號，請參閱下文「6. 設備說明表」。
(d) 睡房	**所有單位，除第一座 3 樓 B 單位及第二座 8 樓 A 單位外** 沒有裝置。 **第一座 3 樓 B 單位** 主人房 木製櫃配木皮飾面、鏡面、布板及不銹鋼。 睡房 2 及 3 木製櫃配木皮飾面、玻璃裝飾面、布板及不銹鋼。 睡房 4 木製櫃配木皮飾面及不銹鋼。 **第二座 8 樓 A 單位** 主人睡房 木製櫃配木皮飾面及不銹鋼。 睡房 2，3 及 4 木製櫃配木皮飾面、鏡面及不銹鋼。
(e) 電話	電話插座之數目及位置，請參考「住宅單位機電裝置數量說明表」。
(f) 天線	電視 / 電台天線插座之數目及位置，請參考「住宅單位機電裝置數量說明表」。
(g) 電力裝置	客廳、飯廳、睡房、儲物房、廚房及浴室均設有電插座。 除部份導管隱藏於混凝土內，其餘導管外露。所有外露導管均遮蓋或暗藏於假天花、裝飾橫樑、櫃、裝飾板、非混凝土分隔牆、管槽或其他物料內。 每戶均設有包括漏電保護器的三相總電掣箱於儲物房內。 有關電插座及空調機接駁點之數目及位置，請參考「住宅單位機電裝置數量說明表」。
(h) 氣體供應	每戶均裝置煤氣喉位接駁煤氣煮食爐及煤氣熱水爐。煤氣煮食爐及煤氣熱水爐位置，請參考「住宅單位機電裝置數量說明表」。
(i) 洗衣機接駁點	廚房設有洗衣機接駁點，提供直徑為 22 毫米洗衣機供水點及直徑為 40 毫米洗衣機排水點。
(j) 供水	冷熱水喉管全部採用包膠銅喉。浴室、洗手間及廚房之熱水由煤氣熱水爐或電熱水爐提供。除部份水管以隱藏於非結構牆及牆身凹槽內，所有外露喉管均遮蓋或暗藏於假天花、裝飾橫樑、廚櫃或洗手盆櫃內、裝飾板、非混凝土分隔牆、管槽或其他物料內。

Towers

(excluding Units A & B on 9/F & 10/F (Duplex) of Tower 1, Units A & B on 10/F & 11/F (Duplex) of Tower 2, Unit A on 9/F & 10/F (Duplex) and Unit B on 10/F of Tower 3)

4. Miscellaneous	
Item	Description
(a) Lifts	KONE model "Mini Space" (MX18) lift is provided as follows:- Tower 1 - 1 lift serving from B/F, G/F, 1/F - 3/F & 5/F - 9/F KONE model "Mono Space" (MX14) lifts are provided as follows:- Tower 1 - 1 lift serving from B/F, G/F, 1/F - 3/F & 5/F - 9/F Tower 2 - 2 lifts serving from B/F, G/F, 1/F - 3/F & 5/F - 10/F Tower 3 - 2 lifts serving from B/F, G/F, 1/F - 3/F & 5/F - 10/F (excluded 1/F) KONE model "Mono Space" (MX10) lift is provided as follows:- Podium - 1 lift serving from B/F, G/F, 1/F - 2/F
(b) Letter box	The material of the letter box is metal and decorative laminated glass panel.
(c) Refuse Collection	Refuse Storage is provided on each residential floor for collection of refuse by cleaners. Collected refuse is centrally handled at the Refuse Storage and Material Recovery Chamber at Basement floor.
(d) Water meter, electricity meter and gas meter	Individual water consumption meter for each residential unit in towers installed at the common water meter cabinet at the respective residential floor. Separate meters for electricity are provided at public cable ducts on each residential floor. Separate town gas meter is provided in the kitchen of each residential unit.

5. Security	
Item	Description
Security system and equipment	CCTV cameras are provided at each tower entrance lobby, basement lift lobby, sky garden, clubhouse floor lift lobby and all lift cars. Smart card readers are provided at each entrance lobby access, lift lobby access and lift access control panel. Video door phone and door phone is provided at each residential unit. Panic alarm button is provided in Master Bedroom of each residential unit.

The Vendor hereby undertakes that if lifts or appliances of the specified brand name or model number are not installed in the Development, lifts or appliances of comparable quality will be installed.

住宅大樓

(不包括第一座 9 樓及 10 樓 A 及 B 單位 (複式)、第二座 10 樓及 11 樓 A 及 B 單位 (複式)、第三座 9 樓及 10 樓 A 單位 (複式) 及 10 樓 B 單位)

4. 雜項	
細項	描述
(a) 升降機	通力型號 "Mini Space" (MX18) 升降機如下 : 第一座 - 1 部升降機到達地庫、地下、1 至 3 樓及 5 至 9 樓各層 通力型號 "Mono Space" (MX14) 升降機如下 : 第一座 - 1 部升降機到達地庫、地下、1 至 3 樓及 5 至 9 樓各層 第二座 - 2 部升降機到達地庫、地下、1 至 3 樓及 5 至 10 樓各層 第三座 - 2 部升降機到達地庫、地下、1 至 3 樓及 5 至 10 樓各層 (不包括 1 樓) 通力型號 "Mono Space" (MX10) 升降機如下 : 平台 - 1 部升降機到達地庫、地下、1 至 2 樓
(b) 信箱	信箱用料為金屬及配以玻璃裝飾面板。
(c) 垃圾收集	垃圾房設於每個住宅樓層，由清潔工人移走。公用垃圾及物料回收房集中於地庫作中央處理。
(d) 水錶、電錶及氣體錶	住宅大樓住宅單位每户之獨立水錶設於每層住宅樓層之公共水錶箱內。 每層公用電錶房內均設有每戶專用之獨立電錶。 所有住宅單位均設有獨立煤氣錶，並設於廚房內。

5. 保安設施	
細項	描述
保安系統及設備	入口大堂、地庫升降機大堂、空中花園、會所升降機大堂及所有升降機內均裝有閉路電視鏡頭。設有智能卡管控系統開啟入口大堂大門、升降機大堂大門及升降機操作。每個單位均設有視像對講機及對講機。緊急警報掣設於每個單位之主人睡房。

賣方承諾如發展項目中沒有安裝指明的品牌名稱或產品型號的升降機或設備，便會安裝品質相若的升降機或設備。

FITTINGS, FINISHES AND APPLIANCES

裝置、裝修物料及設備

Towers

Units A & B on 9/F & 10/F (Duplex) of Tower 1
Units A & B on 10/F & 11/F (Duplex) of Tower 2
Unit A on 9/F & 10/F (Duplex) and Unit B on 10/F of Tower 3

1. Exterior finishes	
Item	Description
(a) External wall	External walls of Towers (including podium) are finished with natural stone, artificial granite tiles, ceramic tiles, aluminum grille, aluminum cladding, glass cladding and curtain wall.
(b) Window	Residential units fitted with fluorocarbon coated aluminum frame and with glazing. Bathrooms (non curtain wall location) fitted with fluorocarbon coated aluminum frame and with acid-etched glazing.
(c) Bay window	Not applicable.
(d) Planter	Not applicable.
(e) Verandah or balcony	All balconies are uncovered and fitted with glass balustrade. Floor finished with composite wood decking. Walls finished with artificial granite tiles and ceramic tiles. There is no verandah.
(f) Drying facilities for clothing	Not provided.

2. Interior finishes	
Item	Description
(a) Lobby	**Main Entrance Lobby** Floor finished with natural stone. Walls finished with natural stone, timber veneer, decorative laminated glass panel and metal panel on exposed surfaces. Ceiling finished with gypsum board with emulsion paint. **Typical Lift Lobby** Floor finished with natural stone. Walls finished with natural stone, timber veneer, decorative laminated glass panel and metal panel on exposed surfaces. Ceiling finished with gypsum board with emulsion paint. **Shuttle Lift Lobby at B/F, 1/F & 2/F** Floor finished with natural stone. Wall finished with timber veneer, decorative laminated glass panel and metal panel on exposed surfaces. Ceiling finished with gypsum board with emulsion paint. **Private Lift Lobby (Tower 1 only)** Floor finished with natural stone. Walls finished with natural stone, timber veneer, decorative laminated glass panel and metal panel on exposed surfaces. Ceiling finished with gypsum board with emulsion paint. **Fireman's Lift Lobby (Tower 1 only)** Floor finished with tiles. Wall finished with tiles. Ceiling finished with gypsum board with emulsion paint.

住宅大樓

第一座 9 樓及 10 樓 A 及 B 單位 (複式)
第二座 10 樓及 11 樓 A 及 B 單位 (複式)
第三座 9 樓及 10 樓 A 單位 (複式) 及 10 樓 B 單位

1. 外部裝修物料	
細項	描述
(a) 外牆	大廈 (包括平台) 外牆鋪砌天然石、人造花崗石磚、瓷磚、鋁格柵、鋁板、玻璃裝飾板及玻璃幕牆。
(b) 窗	住宅單位選用氟化塗層鋁質窗框鑲玻璃。 浴室 (於非玻璃幕牆位置) 選用氟化塗層鋁質窗框鑲磨砂玻璃。
(c) 窗台	不適用。
(d) 花槽	不適用。
(e) 陽台或露台	露台均沒有蓋。 所有露台配以玻璃圍欄。 地台鋪砌複合木鋪板。 牆身鋪砌人造花崗石磚及瓷磚。 沒有陽台。
(f) 乾衣設施	沒有提供。

2. 室內裝修物料	
細項	描述
(a) 大堂	**住宅入口大堂** 地台鋪砌天然石。 牆身外露部分鋪砌天然石、木皮裝飾面板、玻璃裝飾面板及金屬面板至。 天花為髹上乳膠漆的石膏板。 **各層電梯大堂** 地台鋪砌天然石。 牆身外露部分鋪砌天然石、木皮裝飾面板、玻璃裝飾面板及金屬面板。 天花為髹上乳膠漆的石膏板。 **地庫、1 樓及 2 樓之穿梭電梯大堂** 地台鋪砌天然石。 牆身外露部分鋪砌木皮裝飾面板，玻璃裝飾面板及金屬面板。 天花為髹上乳膠漆的石膏板。 **私人電梯大堂 (第一座)** 地台鋪砌天然石。 牆身外露部分鋪砌天然石、木皮裝飾面板、玻璃裝飾面板及金屬面板。 天花為髹上乳膠漆的石膏板。 **消防電梯大堂 (第一座)** 地台鋪砌磚。 牆身鋪砌磚。 天花為髹上乳膠漆的石膏板。

Towers

Units A & B on 9/F & 10/F (Duplex) of Tower 1
Units A & B on 10/F & 11/F (Duplex) of Tower 2
Unit A on 9/F & 10/F (Duplex) and Unit B on 10/F of Tower 3

2. Interior finishes	
Item	Description
(b) Internal wall and ceiling	**Living Room, Dining Room and Bedroom** Walls plastered and painted with emulsion paint on exposed surfaces. Ceiling plastered and painted with emulsion paint on exposed surfaces. Gypsum board with emulsion paint where false ceiling or bulkhead are provided.
(c) Internal floor	**Living Room, Dining Room and Bedroom** Floor finished with engineered timber flooring with timber skirting. Natural stone floor border along balconies, utility platforms and flat roofs doorway.
(d) Bathroom	Floor finished with natural stone on exposed surface. Walls finished with natural stone on exposed surfaces up to false ceiling level. Walls behind vanity counters finished with ceramic tiles. Gypsum board false ceiling with emulsion paint.
(e) Kitchen	Floor finished with natural stone on exposed surface. Walls finished with natural stone and decorative mirror on exposed surfaces up to false ceiling level. Walls behind kitchen cabinets finished with ceramic tiles. Gypsum board false ceiling with emulsion paint. Cooking bench finished with reconstituted stone.

3. Interior fittings		
Item	Description	
(a) Doors	Flat Entrance	Solid core timber door finished with timber veneer, fitted with lockset, handle, eye viewer, security door chain, concealed door closer and door stopper.
	Kitchen	**Units A & B on 9/F of Tower 1, Unit B on 10/F of Tower 2** Solid core sliding timber door finished with timber veneer. **Units A & C on 9/F of Tower 3, Unit A of 10/F of Tower 2, Unit B on 10/F of Tower 3** Solid core timber door finished with timber veneer, fitted with glass panel, door closer, lockset, handle and door stopper.
	Store	Hollow core timber door finished with timber veneer, fitted with lockset, handle and door stopper.
	Lavatory	Aluminum-framed sliding folding louvered door fitted with lockset.

住宅大樓

第一座 9 樓及 10 樓 A 及 B 單位 (複式)
第二座 10 樓及 11 樓 A 及 B 單位 (複式)
第三座 9 樓及 10 樓 A 單位 (複式) 及 10 樓 B 單位

2. 室內裝修物料	
細項	描述
(b) 內牆及天花板	**客廳、飯廳及睡房** 牆身外露部份批盪後髹乳膠漆。 天花板外露部份批盪後髹乳膠漆。設有假天花或假陣位置均以石膏板髹上乳膠漆。
(c) 內部地板	**客廳、飯廳及睡房** 地台鋪砌複合木地板連木腳線。 通往露台、工作平台及平台之門口地板邊緣鋪砌天然石圍邊。
(d) 浴室	地台外露部分鋪砌天然石。 牆身外露部分鋪砌天然石至假天花。 洗手盆櫃背牆身鋪砌瓷磚。 天花為髹上乳膠漆的石膏板假天花。
(e) 廚房	地台外露部分鋪砌天然石。 牆身外露部份鋪砌天然石及裝飾鏡面至假天花。 廚櫃背牆身鋪砌瓷磚。 天花為髹上乳膠漆的石膏板假天花。 灶台面鋪砌人造石。

3. 室內裝置		
細項	描述	
(a) 門	住宅單位大門	實心木門配以木皮飾面，配以門鎖、手柄、防盜眼、防盜鏈、隱藏式氣鼓及門頂。
	廚房	**第一座 9 樓 A 及 B 單位、第二座 10 樓 B 單位** 實心木趟門配以木皮飾面。 **第三座 9 樓 A 及 C 單位、第二座 10 樓 A 單位、第三座 10 樓 B 單位** 實心木門配以木皮飾面，配以玻璃板、氣鼓、門鎖、手柄及門頂。
	儲物房	空心木門配以木皮飾面，配以門鎖、手柄及門頂。
	洗手間	鋁質門框趟摺百葉門，配以門鎖。

Towers

Units A & B on 9/F & 10/F (Duplex) of Tower 1
Units A & B on 10/F & 11/F (Duplex) of Tower 2
Unit A on 9/F & 10/F (Duplex) and Unit B on 10/F of Tower 3

3. Interior fittings		
Item	Description	
(a) Doors	Back door to staircase lobby	**Unit B on 11/F of Tower 2** Solid core timber door finished with timber veneer, fitted with lockset, handle, door closer and door stopper.
	Back door to lift lobby	**Units A & B on 9/F of Tower 1** Solid core timber door finished with timber veneer, fitted with lockset, handle, door closer and door stopper.
	Balcony	**Units A & B on 9/F of Tower 1, Unit A on 10/F of Tower 2 and Unit A on 9/F of Tower 3** Aluminum-framed glass sliding folding door fitted with handle and lockset.
	Master Bathroom	Hollow core timber door finished with timber veneer, fitted with lockset, handle and door stopper. **Unit A on 10/F of Tower 3** Hollow core timber sliding door finished with timber veneer, fitted with lockset.
	Bathrooms	Hollow core timber door finished with timber veneer, fitted with lockset, handle and door stopper. Timber louvered door is provided for bathrooms in the following locations:
		Units A & B on 10/F of Tower 1 — Bathroom 2
		Unit B on 10/F of Tower 2 — Bathroom 4
		Unit A on 10/F of Tower 3 — Bathroom 2 & 3
		Unit B on 10/F of Tower 3 — Bathroom 2 & 3
	Master Bedroom	Hollow core timber door finished with timber veneer, fitted with lockset, handle and door stopper.
	Bedrooms	Hollow core timber door finished with timber veneer, fitted with lockset, handle and door stopper.
	Utility Platform	Aluminium-framed glass door fitted with lockset and handle.
	Flat Roof	**Units A & B on 9/F and 10/F of Tower 1, Unit B on 10/F of Tower 2, Units A & B on 11/F of Tower 2, Unit A on 9/F of Tower 3 and Units A & B on 10/F of Tower 3** Aluminium-framed sliding folding glass door fitted with handle and lockset. **Unit A on 10/F of Tower 2** Aluminium-framed glass swing door fitted with handle and lockset.

住宅大樓

第一座 9 樓及 10 樓 A 及 B 單位 (複式)
第二座 10 樓及 11 樓 A 及 B 單位 (複式)
第三座 9 樓及 10 樓 A 單位 (複式) 及 10 樓 B 單位

3. 室內裝置		
細項	描述	
(a) 門	通往大堂樓梯之後門	**第二座 11 樓 B 單位** 實心木門配以木皮飾面，配以門鎖、手柄、氣鼓及門頂。
	通往升降機大堂之後門	**第一座 9 樓 A 及 B 單位** 實心木門配以木皮飾面，配以門鎖、手柄、氣鼓及門頂。
	露台	**第一座 9 樓 A 及 B 單位、第二座 10 樓 A 單位及第三座 9 樓 A 單位** 鋁質門框玻璃趟摺門，配以手柄及門鎖。
	主人浴室	空心木門配以木皮飾面，配以門鎖、手柄及門頂。 **第三座 10 樓 A 單位** 空心木趟門配以木皮飾面，配以門鎖。
	浴室	空心木門配以木皮飾面，配以門鎖、手柄及門頂。 配置木製百葉門之浴室如下：
		第一座 10 樓 A 單位及 B 單位 — 浴室 2
		第二座 10 樓 B 單位 — 浴室 4
		第三座 10 樓 A 單位 — 浴室 2 及浴室 3
		第三座 10 樓 B 單位 — 浴室 2 及浴室 3
	主人睡房	空心木門配以木皮飾面，配門鎖、手柄及門頂。
	睡房	空心木門配以木皮飾面，配門鎖、手柄及門頂。
	工作平台	鋁質門框玻璃門，配門鎖及手柄。
	平台	**第一座 9 樓及 10 樓 A 及 B 單位、第二座 10 樓 B 單位、第二座 11 樓 A 及 B 單位、第三座 9 樓 A 單位及第三座 10 樓 A 及 B 單位** 鋁質門框趟摺門配手柄及門鎖。 **第二座 10 樓 A 單位** 鋁質門框玻璃門配手柄及門鎖。

Towers

Units A & B on 9/F & 10/F (Duplex) of Tower 1
Units A & B on 10/F & 11/F (Duplex) of Tower 2
Unit A on 9/F & 10/F (Duplex) and Unit B on 10/F of Tower 3

3. Interior fittings		
Item	Description	
(a) Doors	Powder Room	**Units A & B on 9/F of Tower 1** Hollow core timber sliding door finished with timber veneer, fitted with lockset, handle, door stopper and louver. **Units A & B on 10/F of Tower 2 and Unit A on 9/F of Tower 3** Hollow core timber door finished with timber veneer, fitted with lockset, handle, door stopper and louver.
(b) Bathroom	Fitted with wooden mirror cabinet with natural stone countertop. Fittings and equipment including vitreous china water closet, vitreous china wash basin, chrome plated basin mixer, chrome plated mixer and shower set, chrome plated robe hook and chrome plated paper holder. Chrome plated shower set with wall mounted body jet is provided in the following units: - Master Bathroom of Units A & B on 10/F of Tower 1 and Tower 3 - Master Bathroom of Units A & B on 11/F of Tower 2 Chrome plated overhead shower is provided in the following units: - Master Bathroom of Units A & B on 10/F of Tower 1 and Tower 3 - Master Bathroom of Units A & B on 11/F of Tower 2 Enamel steel bathtub is provided in the following units:	
	Location	Sizes of bath tub
	Master Bathroom: - Units A & B on 10/F of Tower 1 and 3	1700mm(L) x 750mm(W) x 420mm(H)
	Bathroom 2: - Units A & B on 10/F of Tower 1 - Unit B on 11/F of Tower 2 - Unit A on 10/F of Tower 3	1500mm(L) x 700mm(W) x 420mm(H)
	Bathroom 3: - Unit A on 11/F of Tower 2 - Unit B on 10/F of Tower 3	
	Bathroom 4: - Unit B on 10/F of Tower 2	
	White acrylic bathtub is provided in the following units:	
	Location	Size of bath tub
	Master Bathroom: Units A & B on 11/F of Tower 2	1770mm(Dia) x 445mm(H)
	Shower cubicle in units (if applicable) is provided with shower set. Plastic finished remote controller for gas/ electric water heater is provided. See “Water Supply” below for type and material of water supply system.	
(c) Kitchen	Fitted with wooden kitchen cabinet with aluminum finishing and plastic laminate door panel, reconstituted stone countertop, stainless steel sink and chrome plated sink mixer. See “Water Supply” below for type and material of water supply system. For the appliances brand name and model number, please refer to the “6. Appliances Schedule”.	
(d) Bedroom	Not provided.	

住宅大樓

第一座 9 樓及 10 樓 A 及 B 單位 (複式)
第二座 10 樓及 11 樓 A 及 B 單位 (複式)
第三座 9 樓及 10 樓 A 單位 (複式) 及 10 樓 B 單位

3. 室內裝置		
細項	描述	
(a) 門	化妝間	**第一座 9 樓 A 及 B 單位** 空心木趟門配以木皮飾面，配門鎖、手柄、門頂及設有百葉。 **第二座 10 樓 A 及 B 單位、第三座 9 樓 A 單位** 空心木門配以木皮飾面，配門鎖、手柄、門頂及設有百葉。
(b) 浴室	浴室配置木製鏡櫃配天然石檯面。 裝置包括搪瓷座廁，搪瓷面盆，鍍鉻面盆水龍頭，鍍鉻水龍頭連淋浴花灑套裝，鍍鉻掛衣鈎及鍍鉻廁紙架。 配置鍍鉻淋浴花灑套裝連牆身噴水咀單位如下 : - 第一座及第三座 10 樓 A 單位及 B 單位之主人浴室 - 第二座 11 樓 A 單位及 B 單位之主人浴室 配置鍍鉻頭頂淋浴花灑單位如下 : - 第一座及第三座 10 樓 A 單位及 B 單位之主人浴室 - 第二座 11 樓 A 單位及 B 單位之主人浴室 配置瓷釉鋼鐵浴缸單位如下：	
	位置	浴缸大小
	主人浴室 : - 第一座及第三座 10 樓 A 單位 及 B 單位	1700 毫米 (長) x 750 毫米 (闊) x 420 毫米 (高)
	浴室 2 : - 第一座 10 樓 A 單位及 B 單位 - 第二座 11 樓 B 單位 - 第三座 10 樓 A 單位	1500 毫米 (長) x 700 毫米 (闊) x 420 毫米 (高)
	浴室 3: - 第二座 11 樓 A 單位 - 第三座 10 樓 B 單位	
	浴室 4: - 第二座 10 樓 B 單位	
	配置白色亞加力浴缸單位如下：	
	位置	浴缸大小
	主人浴室 : - 第二座 11 樓 A 單位及 B 單位	1770 毫米 (直徑) x 445 毫米 (高)
	單位之淋浴間 (如有) 配置淋浴花灑套裝。 提供膠面煤氣 / 電熱水爐遙控器。 供水系統的類型及用料見下文【供水】一欄。	
(c) 廚房	選用木製櫥櫃連鋁質飾面及膠質飾面門板、人造石檯面、不鏽鋼洗滌盆及鍍鉻洗滌盆水龍頭。 供水系統的類型及用料見下文【供水】一欄。 設備之品牌名稱及產品型號，請參閱下文「6. 設備說明表」。	
(d) 睡房	沒有裝置。	
(e) 電話	電話插座之數目及位置，請參考「住宅單位機電裝置數量說明表」。	

Towers

Units A & B on 9/F & 10/F (Duplex) of Tower 1
Units A & B on 10/F & 11/F (Duplex) of Tower 2
Unit A on 9/F & 10/F (Duplex) and Unit B on 10/F of Tower 3

3. Interior fittings	
Item	Description
(e) Telephone	For the number and the location of telephone outlet points, please refer to the "Schedule of Mechanical & Electrical Provisions of Residential Units".
(f) Aerials	For the number and the location of TV/FM outlet points, please refer to the "Schedule of Mechanical & Electrical Provisions of Residential Units".
(g) Electrical installations	Socket outlets are provided in all living rooms, dining rooms, bedrooms, stores, kitchens, and bathrooms. Other than those parts of conduits concealed within concrete, the rest of them are exposed. The exposed conduits may be covered or hidden by false ceilings, bulkheads, cabinets, claddings, non-concrete partition walls, designated pipe ducts or other materials. Three-phase electricity supply with MCB board completed with Residual Current Protection provided at Store for each Residential Unit. For the number and the location of power points and air-conditioner points, please refer to the "Schedule of Mechanical & Electrical Provisions of Residential Units".
(h) Gas supply	Town gas piping is installed and connected to gas hob and gas water heater. For the location of gas hob and gas water heater, please refer to the "Schedule of Mechanical & Electrical Provisions of Residential Units".
(i) Washing machine connection point	Washing machine connection point is provided in kitchen. Water inlet of 22mm in diameter and water outlet of 40mm in diameter are provided.
(j) Water supply	Plastic coated copper pipes are provided for both hot and cold water. Hot water supply to bathroom, lavatory and kitchen is provided by gas water heater or electric water heater. Other than those parts of the pipework concealed within non structural wall and wall recess, the rest of them are exposed. The exposed pipework may be covered or hidden by false ceilings, bulkheads, kitchen cabinets or vanity counters, claddings, non-concrete partition walls, designated pipe ducts or other materials.

住宅大樓

第一座 9 樓及 10 樓 A 及 B 單位 (複式)
第二座 10 樓及 11 樓 A 及 B 單位 (複式)
第三座 9 樓及 10 樓 A 單位 (複式) 及 10 樓 B 單位

3. 室內裝置	
細項	描述
(f) 天線	電視 / 電台天線插座之數目及位置，請參考「住宅單位機電裝置數量說明表」。
(g) 電力裝置	客廳、飯廳、睡房、儲物房、廚房及浴室均設有電插座。 除部份導管隱藏於混凝土內，其剩餘導管外露。所有外露導管均隱藏於假天花、裝飾橫樑、櫃、裝飾板、非混凝土分隔牆、管槽或其他物料內。 每戶均設有包括漏電保護器的三相總電掣箱於儲物房內。 有關電插座及空調機接駁點之數目及位置，請參考「住宅單位機電裝置數量說明表」。
(h) 氣體供應	每户均裝置煤氣喉位接駁煤氣煮食爐及煤氣熱水爐。煤氣煮食爐及煤氣熱水爐位置，請參考「住宅單位機電裝置數量說明表」。
(i) 洗衣機接駁點	廚房設有洗衣機接駁點，提供直徑為 22 毫米洗衣機供水點及直徑為 40 毫米洗衣機排水點。
(j) 供水	冷熱水喉管全部採用包膠銅喉。浴室、洗手間及廚房之熱水由煤氣熱水爐或電熱水爐提供。除部份水管隱藏於非結構牆及牆身凹槽內，所有外露喉管均遮蓋或隱藏於假天花、裝飾橫樑、廚櫃內或安裝在洗面盆之下、裝飾板、非混凝土分隔牆、管槽或其他物料內。

Towers
Units A & B on 9/F & 10/F (Duplex) of Tower 1
Units A & B on 10/F & 11/F (Duplex) of Tower 2
Unit A on 9/F & 10/F (Duplex) and Unit B on 10/F of Tower 3

4. Miscellaneous	
Item	Description
(a) Lifts	KONE model "Mini Space" (MX18) lift is provided as follows:- Tower 1 - 1 lift serving from B/F, G/F, 1/F - 3/F & 5/F - 9/F KONE model "Mono Space" (MX14) lifts are provided as follows:- Tower 1 - 1 lift serving from B/F, G/F, 1/F - 3/F & 5/F - 9/F Tower 2 - 2 lifts serving from B/F, G/F, 1/F - 3/F & 5/F - 10/F Tower 3 - 2 lifts serving from B/F, G/F, 2/F - 3/F & 5/F - 10/F KONE model "Mono Space" (MX10) lift is provided as follows:- Podium - 1 lift serving from B/F, G/F, 1/F - 2/F
(b) Letter box	The material of the letter box is metal and decorative laminated glass panel.
(c) Refuse Collection	Refuse Storage is provided on 9/F of Tower 1, 10/F of Tower 2 and 9/F & 10/F of Tower 3 for collection of refuse by cleaners. Collected refuse is centrally handled at the Refuse Storage and Material Recovery Chamber at Basement floor.
(d) Water meter, electricity meter and gas meter	Individual water consumption meter for each residential unit in towers installed at the common water meter cabinet at the respective residential floor. Separate meters for electricity are provided at public cable ducts at each residential floor. Separate town gas meter is provided in the kitchen of each residential unit, except Unit A on 10/F of Tower 2 & Unit A on 9/F of Tower 3, which is provided on Roof of its unit.

5. Security	
Item	Description
Security system and equipment	CCTV cameras are provided at each tower entrance lobby, basement lift lobby, sky garden, clubhouse floor lift lobby and all lift cars. Smart card readers are provided at each entrance lobby access, lift lobby access and lift access control panel. Video door phone and Handset is provided at each residential unit. Panic alarm button is provided in master bedroom of each residential unit.

The Vendor hereby undertakes that if lifts or appliances of the specified brand name or model number are not installed in the Development, lifts or appliances of comparable quality will be installed.

住宅大樓
第一座 9 樓及 10 樓 A 及 B 單位 (複式)
第二座 10 樓及 11 樓 A 及 B 單位 (複式)
第三座 9 樓及 10 樓 A 單位 (複式) 及 10 樓 B 單位

4. 雜項	
細項	描述
(a) 升降機	通力型號 "Mini Space" (MX18) 升降機如下 : 第一座 - 1 部升降機到達地庫、地下、1 至 3 樓及 5 至 9 樓各層 通力型號 "Mono Space" (MX14) 升降機如下 : 第一座 - 1 部升降機到達地庫、地下、1 至 3 樓及 5 至 9 樓各層 第二座 - 2 部升降機到達地庫、地下、1 至 3 樓及 5 至 10 樓各層 第三座 - 2 部升降機到達地庫、地下、2 至 3 樓及 5 至 10 樓各層 通力型號 "Mono Space" (MX10) 升降機如下 : 平台 - 1 部升降機到達地庫、地下、1 至 2 樓
(b) 信箱	信箱用料為金屬及配以玻璃裝飾面板。
(c) 垃圾收集	垃圾房設於第一座 9 樓，第二座 10 樓，第三座 9 樓及 10 樓，由清潔工人移走。公用垃圾及物料回收房集中於地庫作中央處理。
(d) 水錶、電錶及氣體錶	住宅大樓住宅單位每户之獨立水錶設於每層住宅樓層之公共水錶箱內。 每層公用電錶房內均設有每戶專用之獨立電錶。 所有住宅單位均設有獨立煤氣錶。除第二座 10 樓 A 單位及第三座 9 樓 A 單位之煤氣錶設於天台外，其餘單位之煤氣錶設於廚房內。

5. 保安設施	
細項	描述
保安系統及設備	入口大堂、地庫升降機大堂、空中花園、會所升降機大堂及所有升降機內均裝有閉路電視鏡頭。設有智能卡管控系統開啟入口大堂大門、升降機大堂大門及升降機操作。每個單位均設有視像對講機及對講機。緊急警報掣設於每個單位之主人睡房。

賣方承諾如發展項目中沒有安裝指明的品牌名稱或產品型號的升降機或設備，便會安裝品質相若的升降機或設備。

6. APPLIANCES SCHEDULE 設備說明表

Houses & Garden Duplex 洋房及花園複式

				Houses 洋房					Garden Duplex 花園複式
Location 位置	Appliances 設備	Brand Name 品牌	Model Number 型號	1 & 2	3, 7 & 9	6, 8 & 10	11, 12, 16 & 17	18	
Kitchen 廚房	Cooker Hood 抽油煙機	Gaggenau	AF 210 190 / AA 210 490	-	-	-	-	-	√
			AW 240 120	√	√	√	√	√	-
	Gas Hob (2-Burner) 煤氣煮食爐 (雙爐頭)		VG 232 334 SG	√	√	√	√	√	√
	Gas Hob (1-Burner) 煤氣煮食爐 (單爐頭)		VG 231 334 HK	√	√	√	√	√	√
	Induction Hob 電磁煮食爐		VI 230 134	√	√	√	√	√	√
	Electric Oven 電焗爐		BOP 211-101/ BOP 210-101	-	-	-	-	-	-
			EB 385 110	√	√	√	√	√	√
	Steam Oven 蒸爐		BSP 221-130/ BSP 220-130 / BSP 221-100/ BSP 220-100	√	√	√	√	√	√
	2 in 1 Washer & Dryer 2 合 1 洗衣乾衣機		WD 200 140	√	√	√	√	√	√
	Refrigerator 雪櫃		RB 282 303	√	√	√	√	√	√
	Dishwasher 洗碗碟機		DF 250 160	√	√	√	√	√	√
	Combi Steamer 蒸烤爐		BSP 251-100 / BSP 250-100	-	-	-	-	-	-
	Coffee Machine 咖啡機		CMP 250	√	-	√	√	√	√
	Warming Drawer 暖碗碟櫃		WSP 221-100 / WSP 221-130	√	√	√	√	√	√
	Wine Cooler 酒櫃		RW 404 261	√	√	√	√	√	√
	Door Phone 對講機	Comelit	Easycom 6203W	√	√	√	√	√	√
	Electric Water Heater 電熱水爐	Stiebel Eltron 斯寶亞創	DHM 6	√	√	√	√	√	√
	Exhaust Fan 抽氣扇	Mitsubishi 三菱	BF-17S-E-1	√	√	√	√	√	√
Living/Dining Room 客 / 飯廳	Video Door Phone 視像對講機	Comelit	MAXI	√	√	√	√	√	√
Master Bathroom 主人浴室	Gas Water Heater 煤氣熱水爐	TGC	TNJW221TFL	√	√	√	√	√	√
	Exhaust Fan 抽氣扇	Ostberg 奧斯博格	RFE 140BKU	√	-	-	-	-	-
			LPK 125B	-	√	√	√	-	√
			RFE 140AKU	-	-	-	-	√	-

Note:
1. The symbol "-" as shown in the above table denotes "Not provided" or "Not applicable".
2. The Vendor undertakes that if lifts or appliances of the specified brand name or model number are not installed in the Development, lifts or appliances of comparable quality will be installed.

備註：
1. 上表 "-" 代表不提供或不適用。
2. 賣方承諾如發展項目中沒有安裝指明的品牌名稱或產品型號的升降機或設備，便會安裝品質相若的升降機或設備。

6. APPLIANCES SCHEDULE 設備說明表

Houses & Garden Duplex 洋房及花園複式

				Houses 洋房					Garden Duplex 花園複式
Location 位置	Appliances 設備	Brand Name 品牌	Model Number 型號	1 & 2	3, 7 & 9	6, 8 & 10	11, 12, 16 & 17	18	
Bathroom 2 浴室 2	Gas Water Heater 煤氣熱水爐	TGC	TNJW161TFL	√	-	√	-	-	-
	Electric Water Heater 電熱水爐	Stiebel Eltron 斯寶亞創	DHE 21 SLi	-	√	-	√	√	√
	Exhaust Fan 抽氣扇	Ostberg 奧斯博格	LPK 100A	√	-	-	-	√	-
			LPK 125B	-	-	-	-	-	√
			RFE 140AKU	-	√	√	√	-	-
	Thermo Ventilator 換氣暖風機	Panasonic	FV-40BE2H	-	-	-	√	-	√
Bathroom 3 浴室 3	Gas Water Heater 煤氣熱水爐	TGC	TNJW161TFL	√	-	√	-	√	√
	Electric Water Heater 電熱水爐	Stiebel Eltron 斯寶亞創	DHE 21 SLi	-	√	-	√	-	-
	Exhaust Fan 抽氣扇	Ostberg 奧斯博格	RFE 140AKU	√	-	-	-	√	-
			LPK 100A	-	√	√	√	-	√
Bathroom 4 浴室 4	Gas Water Heater 煤氣熱水爐	TGC	TNJW161TFL	√	√	√	-	-	√
			TNJW221TFL	-	-	-	-	√	-
	Electric Water Heater 電熱水爐	Stiebel Eltron 斯寶亞創	DHE 21 SLi	-	-	-	-	-	-
	Exhaust Fan 抽氣扇	Ostberg 奧斯博格	RFE 140AKU	√	√	√	-	-	-
			LPK 100A	-	-	-	-	√	√
	Thermo Ventilator 換氣暖風機	Panasonic	FV-40BE2H	√	√	√	-	√	-
Bathroom 5 浴室 5	Gas Water Heater 煤氣熱水爐	TGC	TNJW161TFL	-	-	-	-	-	√
	Electric Water Heater 電熱水爐	Stiebel Eltron 斯寶亞創	DHE 21 SLi	√	-	-	-	-	-
	Exhaust Fan 抽氣扇	Ostberg 奧斯博格	LPK 100A	√	-	-	-	-	√
Powder Room 化妝間	Electric Water Heater 電熱水爐	Stiebel Eltron 斯寶亞創	DHM 6	√	√	√	-	√	-
	Exhaust Fan 抽氣扇	Ostberg 奧斯博格	LPK 100A	√	√	√	-	√	-
Lavatory 洗手間	Electric Water Heater 電熱水爐	Hotpool	HPU-6.5	√	√	√	√	√	√
	Exhaust Fan 抽氣扇	Ostberg 奧斯博格	LPK 100A	√	√	√	√	√	√

Note:
1. The symbol "-" as shown in the above table denotes "Not provided" or "Not applicable".
2. The Vendor undertakes that if lifts or appliances of the specified brand name or model number are not installed in the Development, lifts or appliances of comparable quality will be installed.

備註：
1. 上表"-"代表不提供或不適用。
2. 賣方承諾如發展項目中沒有安裝指明的品牌名稱或產品型號的升降機或設備，便會安裝品質相若的升降機或設備。

6. APPLIANCES SCHEDULE - AIR CONDITIONER 設備說明表 - 空調機

Houses 洋房

				Houses 洋房
Location 位置	Brand Name 品牌	Model Number (Indoor Unit) 型號（室內機）	Model Number (Outdoor Unit) 型號（室外機）	1, 2
Living/Dining Room 客 / 飯廳	Daikin 大金	FXDQ63NBVE	RXYQ20TY1	√
		FXDQ40NBVE		√
Kitchen 廚房		FXDQ40NBVE		√
Master Bedroom 主人睡房		FXDQ50NBVE		√
Bedroom 2 睡房 2		FXDQ50NBVE		√
Bedroom 3 睡房 3		FXDQ40NBVE		√
Bedroom 4 睡房 4		FXDQ50NBVE		√
Bedroom 5 睡房 5		FXDQ50NBVE		√
Store 儲物房		-		-
Lift Lobby 升降機大堂		FXDQ40NBVE		√
Stair (Leading to Roof) 樓梯 (通往屋頂)		FXDQ32PBVE		√

				Houses 洋房	
Location 位置	Brand Name 品牌	Model Number (Indoor Unit) 型號（室內機）	Model Number (Outdoor Unit) 型號（室外機）	3, 7, 9	6, 8,10
Living/Dining Room 客 / 飯廳	Daikin 大金	FXDQ63NBVE	RXYQ14TY1	√	√
Kitchen 廚房		FXDQ32PBVE		√	√
Master Bedroom 主人睡房		FXDQ25PBVE		√	√
		FXDQ50NBVE		√	√
Bedroom 2 睡房 2		FXDQ50NBVE		√	√
Bedroom 3 睡房 3		FXDQ40NBVE		√	√
Bedroom 4 睡房 4		FXDQ50NBVE		√	√
Bedroom 5 睡房 5		-		-	-
Store 儲物房		FTXS25EVMA	RXS25EBVMA	(House 3) (3 號洋房) √ (Houses 7 & 9) (7 及 9 號洋房) -	-
Family Room 家庭廳		FXDQ50NBVE	RXYQ14TY1	√	√
Stair (Leading to Roof) 樓梯 (通往屋頂)		FXDQ32PBVE		√	√

Note:
1. The symbol “-” as shown in the above table denotes “Not provided” or “Not applicable”.
2. The Vendor undertakes that if lifts or appliances of the specified brand name or model number are not installed in the Development, lifts or appliances of comparable quality will be installed.

備註：
1. 上表 “-” 代表不提供或不適用。
2. 賣方承諾如發展項目中沒有安裝指明的品牌名稱或產品型號的升降機或設備，便會安裝品質相若的升降機或設備。

6. APPLIANCES SCHEDULE - AIR CONDITIONER 設備說明表 - 空調機

Houses 洋房

				Houses 洋房
Location 位置	Brand Name 品牌	Model Number (Indoor Unit) 型號（室內機）	Model Number (Outdoor Unit) 型號（室外機）	11, 12, 16 & 17
Living/Dining Room 客 / 飯廳	Daikin 大金	FXDQ63NBVE	RXYQ14TY1	√
Kitchen 廚房		FXDQ40NBVE		√
Master Bedroom 主人睡房		FXDQ50NBVE		√
Bedroom 2 睡房 2		FXDQ50NBVE		√
Bedroom 3 睡房 3		FXDQ40NBVE		√
Bedroom 4 睡房 4		FXDQ40NBVE		√
Bedroom 5 睡房 5		-		-
Store 儲物房		FXAQ25PVE		√
Family Room 家庭廳		-		-
Stair (Leading to Roof) 樓梯 (通往屋頂)		FXDQ32PBVE		√

				Houses 洋房
Location 位置	Brand Name 品牌	Model Number (Indoor Unit) 型號（室內機）	Model Number (Outdoor Unit) 型號（室外機）	18
Living/Dining Room 客 / 飯廳	Daikin 大金	FXDQ50NBVE	RXYQ16TY1	√
Kitchen 廚房		FXDQ32PBVE		√
Master Bedroom 主人睡房		FXDQ40NBVE		√
Bedroom 2 睡房 2		FXDQ50NBVE		√
Bedroom 3 睡房 3		FXDQ40NBVE		√
Bedroom 4 睡房 4		FXDQ50NBVE		√
Bedroom 5 睡房 5		-		-
Store 儲物房		-		-
Family Room 家庭廳		FXDQ63NBVE		√
Stair (Leading to Roof) 樓梯 (通往屋頂)		FXDQ32PBVE		√

Note:
1. The symbol “-” as shown in the above table denotes “Not provided” or “Not applicable”.
2. The Vendor undertakes that if lifts or appliances of the specified brand name or model number are not installed in the Development, lifts or appliances of comparable quality will be installed.

備註：
1. 上表 “-” 代表不提供或不適用。
2. 賣方承諾如發展項目中沒有安裝指明的品牌名稱或產品型號的升降機或設備，便會安裝品質相若的升降機或設備。

6. APPLIANCES SCHEDULE - AIR CONDITIONER 設備說明表 - 空調機

Garden Duplex 花園複式

Location 位置	Brand Name 品牌	Model Number (Indoor Unit) 型號（室內機）	Model Number (Outdoor Unit) 型號（室外機）	Garden Duplex 花園複式
Living Room 客廳	Daikin 大金	FXAQ63PVE	RXYMQ5PVE	√
Dining Room 飯廳		FXAQ63PVE	RXYMQ6PVE	√
Kitchen 廚房		FXDQ32PBVE	RXYMQ6PVE	√
Master Bedroom 主人睡房		FXAQ40PVE	RXYMQ6PVE	√
Bedroom 2 睡房 2		FXAQ40PVE	RXYMQ6PVE	√
Bedroom 3 睡房 3		FXAQ40PVE	RXYMQ6PVE	√
Bedroom 4 睡房 4		FXAQ32PVE	RXYMQ5PVE	√
Store 儲物房		FXAQ25PVE	RXYMQ6PVE	√
Family Room 1 家庭廳 1		FXAQ63PVE	RXYMQ6PVE	√
Family Room 2 家庭廳 2		FXAQ63PVE	RXYMQ6PVE	√
B/F Corridor 地庫走廊		FTWK25AXV1H	RWK25AXV1H	√

Note:
1. The symbol “-” as shown in the above table denotes “Not provided” or “Not applicable”.
2. The Vendor undertakes that if lifts or appliances of the specified brand name or model number are not installed in the Development, lifts or appliances of comparable quality will be installed.

備註：
1. 上表“-”代表不提供或不適用。
2. 賣方承諾如發展項目中沒有安裝指明的品牌名稱或產品型號的升降機或設備，便會安裝品質相若的升降機或設備。

6. APPLIANCES SCHEDULE 設備說明表

Tower 1　第一座

				2/F, 3/F, 5/F - 8/F 2 樓、3 樓、5 樓至 8 樓		9/F & 10/F 9 樓及 10 樓	
Location 位置	Appliances 設備	Brand Name 品牌	Model Number 型號	A	B	A (Duplex) (複式)	B (Duplex) (複式)
Kitchen 廚房	Cooker Hood 抽油煙機	Gaggenau	AF 210 190 / AA210490	√	√	√	√
		Gaggenau	AW 240 120	-	-	-	-
	Gas Hob (2-Burner) 煤氣煮食爐 (雙爐頭)	Gaggenau	VG 232 334 SG	√	√	√	√
	Gas Hob (1-Burner) 煤氣煮食爐 (單爐頭)	Gaggenau	VG 231 334 HK	√	√	√	√
	Induction Hob 電磁煮食爐	Gaggenau	VI 230 134	√	√	√	√
	Electric Oven 電焗爐	Gaggenau	BOP 211-101 / BOP 210-101	√	√	-	-
			EB 385 110	-	-	√	√
	Steam Oven 蒸爐	Gaggenau	BSP 221-130 / BSP 220-130 / BSP 221-100 / BSP 220-100	√	√	√	√
	2 in 1 Washer & Dryer 2 合 1 洗衣乾衣機	Gaggenau	WD 200 140	√	√	√	√
	Refrigerator 雪櫃	Gaggenau	RB 282 303	√	√	√	√
	Dishwasher 洗碗碟機	Gaggenau	DF 250 160	√	√	√	√
	Combi Steamer 蒸烤爐	Gaggenau	BSP 251-100 / BSP 250-100	-	-	-	-
	Coffee Machine 咖啡機	Gaggenau	CMP 250	-	-	√	√
	Warming Drawer 暖碗碟櫃	Gaggenau	WSP 221-100 / WSP 221-130	√	√	√	√
	Wine Cooler 酒櫃	Gaggenau	RW 404 261	√	√	√	√
	Electric Water Heater 電熱水爐	Stiebel Eltron 斯寶亞創	DHM 6	√	√	√	√
	Exhaust Fan 抽氣扇	Mitsubishi 三菱	BF-17S-E-1	√	√	√	√
	Door Phone 對講機	Comelit	Easycom 6203W	√	√	√	√

Note:
1. The symbol "-" as shown in the above table denotes "Not provided" or "Not applicable".
2. The Vendor undertakes that if lifts or appliances of the specified brand name or model number are not installed in the Development, lifts or appliances of comparable quality will be installed.

備註：
1. 上表 "-" 代表不提供或不適用。
2. 賣方承諾如發展項目中沒有安裝指明的品牌名稱或產品型號的升降機或設備，便會安裝品質相若的升降機或設備。

6. APPLIANCES SCHEDULE 設備說明表

Tower 1　第一座

				2/F, 3/F, 5/F - 8/F 2 樓、3 樓、5 樓至 8 樓		9/F & 10/F 9 樓及 10 樓	
Location 位置	Appliances 設備	Brand Name 品牌	Model Number 型號	A	B	A (Duplex) （複式）	B (Duplex) （複式）
Living/Dining Room 客 / 飯廳	Video Door Phone 視像對講機	Comelit	MAXI	√	√	√	√
Master Bathroom 主人浴室	Gas Water Heater 煤氣熱水爐	TGC	TNJW221TFL	√	√	√	√
	Exhaust Fan 抽氣扇	Ostberg 奧斯博格	LPK125B	√	√	√	√
Bathroom 2 浴室 2	Gas Water Heater 煤氣熱水爐	TGC	TNJW161TFQL	√	√	-	-
	Electric Water Heater 電熱水爐	Stiebel Eltron 斯寶亞創	DHE 21 SLi	-	-	√	√
	Exhaust Fan 抽氣扇	Ostberg 奧斯博格	LPK100A	√	√	√	√
Bathroom 3 浴室 3	Gas Water Heater 煤氣熱水爐	TGC	TNJW161TFL	-	-	√	√
	Electric Water Heater 電熱水爐	Stiebel Eltron 斯寶亞創	DHE 21 SLi	√	√	-	-
	Exhaust Fan 抽氣扇	Ostberg 奧斯博格	LPK100A	√	√	√	√
	Thermo Ventilator 換氣暖風機	Panasonic	FV-40BE2H	√	√	√	√
Bathroom 4 浴室 4	Gas Water Heater 煤氣熱水爐	TGC	TNJW161TFL	-	-	√	√
	Exhaust Fan 抽氣扇	Ostberg 奧斯博格	LPK100A	-	-	√	√
Bathroom 5 浴室 5	Gas Water Heater 煤氣熱水爐	TGC	TNJW161TFL	-	-	√	√
	Exhaust Fan 抽氣扇	Ostberg 奧斯博格	LPK100A	-	-	√	√
Powder Room 化妝間	Electric Water Heater 電熱水爐	Stiebel Eltron 斯寶亞創	DHM 6	-	-	√	√
	Exhaust Fan 抽氣扇	Ostberg 奧斯博格	LPK100A	-	-	√	√
Lavatory 洗手間	Electric Water Heater 電熱水爐	Hotpool	HPU-6.5	√	√	√	√
	Exhaust Fan 抽氣扇	Ostberg	LPK100A	√	√	√	√
Flat Roof 平台	Jacuzzi 按摩池	Teuco	640-HR	-	-	-	√

Note:
1. The symbol “-” as shown in the above table denotes “Not provided” or “Not applicable”.
2. The Vendor undertakes that if lifts or appliances of the specified brand name or model number are not installed in the Development, lifts or appliances of comparable quality will be installed.

備註：
1. 上表“-”代表不提供或不適用。
2. 賣方承諾如發展項目中沒有安裝指明的品牌名稱或產品型號的升降機或設備，便會安裝品質相若的升降機或設備。

6. APPLIANCES SCHEDULE 設備說明表

Tower 2　第二座

				3/F, 5/F - 9/F 3 樓、5 樓至 9 樓		3/F & 5/F, 6/F & 7/F, 8/F & 9/F 3 樓及 5 樓、6 樓及 7 樓、8 樓及 9 樓	10/F & 11/F 10 樓及 11 樓	
Location 位置	Appliances 設備	Brand Name 品牌	Model Number 型號	A	C	B (Duplex) （複式）	A (Duplex) （複式）	B (Duplex) （複式）
Kitchen 廚房	Cooker Hood 抽油煙機	Gaggenau	AF 210 190 / AA210490	√	√	√	√	√
		Gaggenau	AW 240 120	-	-	-	-	-
	Gas Hob (2-Burner) 煤氣煮食爐 (雙爐頭)	Gaggenau	VG 232 334 SG	√	√	√	√	√
	Gas Hob (1-Burner) 煤氣煮食爐 (單爐頭)	Gaggenau	VG 231 334 HK	√	√	√	√	√
	Induction Hob 電磁煮食爐	Gaggenau	VI 230 134	√	√	√	√	√
	Electric Oven 電焗爐	Gaggenau	BOP 211-101 / BOP 210-101	-	√	-	-	-
			EB 385 110	-	-	-	√	√
	Steam Oven 蒸爐	Gaggenau	BSP 221-130 / BSP 220-130 / BSP 221-100 / BSP 220-100	-	√	-	√	√
	2 in 1 Washer & Dryer 2 合 1 洗衣乾衣機	Gaggenau	WD 200 140	√	√	√	√	√
	Refrigerator 雪櫃	Gaggenau	RB 282 303	√	√	√	√	√
	Dishwasher 洗碗碟機	Gaggenau	DF 250 160	√	√	√	√	√
	Combi Steamer 蒸烤爐	Gaggenau	BSP 251-100 / BSP 250-100	√	-	√	-	-
	Coffee Machine 咖啡機	Gaggenau	CMP 250	-	-	-	√	√
	Warming Drawer 暖碗碟櫃	Gaggenau	WSP 221-100 / WSP 221-130	-	-	-	√	√
	Wine Cooler 酒櫃	Gaggenau	RW 404 261	√	√	-	√	√
	Electric Water Heater 電熱水爐	Stiebel Eltron 斯寶亞創	DHM 6	√	√	√	√	√
	Exhaust Fan 抽氣扇	Mitsubishi 三菱	BF-17S-E-1	√	√	√	√	√
	Door Phone 對講機	Comelit	Easycom 6203W	√	√	√	√	√
Living/Dining Room 客 / 飯廳	Video Door Phone 視像對講機	Comelit	MAXI	√	√	√	√	√

Note:
1. The symbol “-” as shown in the above table denotes “Not provided” or “Not applicable”.
2. The Vendor undertakes that if lifts or appliances of the specified brand name or model number are not installed in the Development, lifts or appliances of comparable quality will be installed.

備註：
1. 上表 “-” 代表不提供或不適用。
2. 賣方承諾如發展項目中沒有安裝指明的品牌名稱或產品型號的升降機或設備，便會安裝品質相若的升降機或設備。

6. APPLIANCES SCHEDULE 設備說明表

Tower 2　第二座

				3/F, 5/F - 9/F 3 樓、5 樓至 9 樓		3/F & 5/F, 6/F & 7/F, 8/F & 9/F 3 樓及 5 樓、6 樓及 7 樓、8 樓及 9 樓	10/F & 11/F 10 樓及 11 樓	
Location 位置	Appliances 設備	Brand Name 品牌	Model Number 型號	A	C	B (Duplex) （複式）	A (Duplex) （複式）	B (Duplex) （複式）
Master Bathroom 主人浴室	Gas Water Heater 煤氣熱水爐	TGC	TNJW221TFL	√	(3/F) (3 樓) - (5/F - 9/F) (5 樓至 9 樓) √	-	√	√
	Electric Water Heater 電熱水爐	Stiebel Eltron 斯寶亞創	DHE 21 SLi	-	(3/F) (3 樓) √ (5/F - 9/F) (5 樓至 9 樓) -	√	-	-
	Exhaust Fan 抽氣扇	Ostberg 奧斯博格	RFE 140AKU	√	√	√	-	-
			RFE 140BKU	-	-	-	√	√
Bathroom 2 浴室 2	Gas Water Heater 煤氣熱水爐	TGC	TNJW161TFQL	√	(3/F) (3 樓) - (5/F - 9/F) (5 樓至 9 樓) √	-	-	-
	Electric Water Heater 電熱水爐	Stiebel Eltron 斯寶亞創	DHE 21 SLi	-	(3/F) (3 樓) √ (5/F - 9/F) (5 樓至 9 樓) -	√	√	√
	Exhaust Fan 抽氣扇	Ostberg 奧斯博格	LPK100A	√	√	-	√	√
			LPK125B	-	-	√	-	-
	Thermo Ventilator 換氣暖風機	Panasonic	FV-40BE2H	√	√	√	√	-

Note:
1. The symbol "-" as shown in the above table denotes "Not provided" or "Not applicable".
2. The Vendor undertakes that if lifts or appliances of the specified brand name or model number are not installed in the Development, lifts or appliances of comparable quality will be installed.

備註：
1. 上表"-"代表不提供或不適用。
2. 賣方承諾如發展項目中沒有安裝指明的品牌名稱或產品型號的升降機或設備，便會安裝品質相若的升降機或設備。

6. APPLIANCES SCHEDULE 設備說明表

Tower 2　第二座

				3/F, 5/F - 9/F 3 樓、5 樓至 9 樓		3/F & 5/F, 6/F & 7/F, 8/F & 9/F 3 樓及 5 樓、6 樓及 7 樓、8 樓及 9 樓	10/F & 11/F 10 樓及 11 樓	
Location 位置	Appliances 設備	Brand Name 品牌	Model Number 型號	A	C	B (Duplex) （複式）	A (Duplex) （複式）	B (Duplex) （複式）
Bathroom 3 浴室 3	Gas Water Heater 煤氣熱水爐	TGC	TNJW161TFQL	√	-	-	-	-
	Gas Water Heater 煤氣熱水爐	TGC	TNJW161TFL	-	-	-	√	√
	Electric Water Heater 電熱水爐	Stiebel Eltron 斯寶亞創	DHE 21 SLi	-	√	-	-	-
	Exhaust Fan 抽氣扇	Ostberg 奧斯博格	LPK100A	√	√	-	√	√
	Thermo Ventilator 換氣暖風機	Panasonic	FV-40BE2H	-	-	-	-	√
Bathroom 4 浴室 4	Gas Water Heater 煤氣熱水爐	TGC	TNJW161TFQL	-	-	-	-	-
	Electric Water Heater 電熱水爐	Stiebel Eltron 斯寶亞創	DHE 21 SLi	-	-	-	√	√
	Exhaust Fan 抽氣扇	Ostberg 奧斯博格	LPK100A	-	-	-	√	√
Powder Room 化妝間	Electric Water Heater 電熱水爐	Stiebel Eltron 斯寶亞創	DHM 6	-	-	√	√	√
	Exhaust Fan 抽氣扇	Ostberg 奧斯博格	LPK100A	-	-	√	√	√
Lavatory 洗手間	Electric Water Heater 電熱水爐	Hotpool	HPU-6.5	√	√	√	√	√
	Exhaust Fan 抽氣扇	Ostberg 奧斯博格	LPK100A	√	√	√	√	√

Note:
1. The symbol “-” as shown in the above table denotes “Not provided” or “Not applicable”.
2. The Vendor undertakes that if lifts or appliances of the specified brand name or model number are not installed in the Development, lifts or appliances of comparable quality will be installed.

備註：
1. 上表“-”代表不提供或不適用。
2. 賣方承諾如發展項目中沒有安裝指明的品牌名稱或產品型號的升降機或設備，便會安裝品質相若的升降機或設備。

6. APPLIANCES SCHEDULE 設備說明表

Tower 3　第三座

				3/F, 5/F - 8/F 3 樓、5 樓至 8 樓		3/F & 5/F, 6/F & 7/F, 8/F & 9/F 3 樓及 5 樓、6 樓及 7 樓、8 樓及 9 樓	9/F & 10/F 9 樓及 10 樓	9/F 9 樓	10/F 10 樓
Location 位置	Appliances 設備	Brand Name 品牌	Model Number 型號	A	C	B (Duplex) (複式)	A (Duplex) (複式)	C	B
Kitchen 廚房	Cooker Hood 抽油煙機	Gaggenau	AF 210 190 / AA210490	√	√	√	√	√	√
			AW 240 120	-	-	-	-	-	-
	Gas Hob (2-Burner) 煤氣煮食爐 (雙爐頭)		VG 232 334 SG	√	√	√	√	√	√
	Gas Hob (1-Burner) 煤氣煮食爐 (單爐頭)		VG 231 334 HK	√	√	√	√	√	√
	Induction Hob 電磁煮食爐		VI 230 134	√	√	√	√	√	√
	Electric Oven 電焗爐		BOP 211-101 / BOP 210-101	-	√	-	-	√	-
			EB 385 110	-	-	-	√	-	√
	Steam Oven 蒸爐		BSP 221-130 / BSP 220-130 / BSP 221-100 / BSP 220-100	-	√	-	√	√	√
	2 in 1 Washer & Dryer 2 合 1 洗衣乾衣機		WD 200 140	√	√	√	√	√	√
	Refrigerator 雪櫃		RB 282 303	√	√	√	√	√	√
	Dishwasher 洗碗碟機		DF 250 160	√	√	√	√	√	√
	Combi Steamer 蒸烤爐		BSP 251-100 / BSP 250-100	√	-	√	-	-	-
	Coffee Machine 咖啡機		CMP 250	-	-	-	√	-	√
	Warming Drawer 暖碗碟櫃		WSP 221-100 / WSP221-130	-	-	-	√	-	√
	Wine Cooler 酒櫃		RW 404 261	√	√	-	√	√	√
	Electric Water Heater 電熱水爐	Stiebel Eltron 斯寶亞創	DHM 6	√	√	√	√	√	√
	Exhaust Fan 抽氣扇	Mitsubishi 三菱	BF-17S-E-1	√	√	√	√	√	√
	Door Phone 對講機	Comelit	Easycom 6203W	√	√	√	√	√	√
Living/Dining Room 客 / 飯廳	Video Door Phone 視像對講機	Comelit	MAXI	√	√	√	√	√	√

Note:
1. The symbol "-" as shown in the above table denotes "Not provided" or "Not applicable".
2. The Vendor undertakes that if lifts or appliances of the specified brand name or model number are not installed in the Development, lifts or appliances of comparable quality will be installed.

備註：
1. 上表 "-" 代表不提供或不適用。
2. 賣方承諾如發展項目中沒有安裝指明的品牌名稱或產品型號的升降機或設備，便會安裝品質相若的升降機或設備。

6. APPLIANCES SCHEDULE 設備說明表

Tower 3　第三座

				3/F, 5/F - 8/F 3 樓、5 樓至 8 樓		3/F & 5/F, 6/F & 7/F, 8/F & 9/F 3 樓及 5 樓、6 樓及 7 樓、8 樓及 9 樓	9/F & 10/F 9 樓及 10 樓	9/F 9 樓	10/F 10 樓
Location 位置	Appliances 設備	Brand Name 品牌	Model Number 型號	A	C	B (Duplex) （複式）	A (Duplex) （複式）	C	B
Master Bathroom 主人浴室	Gas Water Heater 煤氣熱水爐	TGC	TNJW221TFL	√	√	-	√	√	-
	Electric Water Heater 電熱水爐	Stiebel Eltron 斯寶亞創	DHE 21 SLi	-	-	√	-	-	√
	Exhaust Fan 抽氣扇	Ostberg 奧斯博格	RFE 140AKU	√	√	√	-	√	-
			LPK125B	-	-	-	√	-	√
Bathroom 2 浴室 2	Gas Water Heater 煤氣熱水爐	TGC	TNJW161TFQL	√	√	-	-	√	-
	Electric Water Heater 電熱水爐	Stiebel Eltron 斯寶亞創	DHE 21 SLi	-	-	√	√	-	√
	Exhaust Fan 抽氣扇	Ostberg 奧斯博格	LPK100A	√	√	-	√	√	√
			LPK125B	-	-	√	-	-	-
	Thermo Ventilator 換氣暖風機	Panasonic	FV-40BE2H	√	√	√	-	√	-
Bathroom 3 浴室 3	Gas Water Heater 煤氣熱水爐	TGC	TNJW161TFQL	√	-	-	-	-	-
	Electric Water Heater 電熱水爐	Stiebel Eltron 斯寶亞創	DHE 21 SLi	-	√	-	√	√	√
	Exhaust Fan 抽氣扇	Ostberg 奧斯博格	LPK100A	√	√	-	√	√	-
			RFE140BKU	-	-	-	-	-	√
	Thermo Ventilator 換氣暖風機	Panasonic	FV-40BE2H	-	-	-	√	-	√
Bathroom 4 浴室 4	Gas Water Heater 煤氣熱水爐	TGC	TNJW161TFQL	-	-	-	-	-	-
	Electric Water Heater 電熱水爐	Stiebel Eltron 斯寶亞創	DHE 21 SLi	-	-	-	√	-	-
	Exhaust Fan 抽氣扇	Ostberg 奧斯博格	LPK100A	-	-	-	√	-	-
Powder Room 化妝間	Electric Water Heater 電熱水爐	Stiebel Eltron 斯寶亞創	DHM 6	-	-	√	√	-	-
	Exhaust Fan 抽氣扇	Ostberg 奧斯博格	LPK100A	-	-	√	√	-	-
Lavatory 洗手間	Electric Water Heater 電熱水爐	Hotpool	HPU-6.5	√	√	√	√	√	√
	Exhaust Fan 抽氣扇	Ostberg 奧斯博格	LPK100A	√	√	√	√	√	√

Note:
1. The symbol "-" as shown in the above table denotes "Not provided" or "Not applicable".
2. The Vendor undertakes that if lifts or appliances of the specified brand name or model number are not installed in the Development, lifts or appliances of comparable quality will be installed.

備註：
1. 上表 "-" 代表不提供或不適用。
2. 賣方承諾如發展項目中沒有安裝指明的品牌名稱或產品型號的升降機或設備，便會安裝品質相若的升降機或設備。

6. APPLIANCES SCHEDULE - AIR CONDITIONER 設備說明表 - 空調機

Tower 1　第一座

				2/F, 3/F, 5/F - 8/F 2 樓、3 樓、5 樓至 8 樓		9/F & 10/F 9 樓及 10 樓	
Location 位置	Brand Name 品牌	Model Number (Indoor Unit) 型號（室內機）	Model Number (Outdoor Unit) 型號（室外機）	A	B	A (Duplex) （複式）	B (Duplex) （複式）
Living/Dining Room 客 / 飯廳	Daikin 大金	FTXS50FVMA8	RXS50FVMA	√	√	-	-
		FTXS60FVMA8	RXS60FVMA	-	-	√	√
Kitchen 廚房		FDXS35CVMA	RXS35EBVMA	√	√	√	√
Master Bedroom 主人睡房		FDXS35CVMA	4MXS80EVMA	√	√	-	-
		FTXS50FVMA8	RXS50FVMA	-	-	√	√
Bedroom 2 睡房 2		FTXS35EVMA8	RXS35EBVMA	√	√	-	-
		FTXS50FVMA8	RXS50FVMA	-	-	√	√
Bedroom 3 睡房 3		FTXS35EVMA8	RXS35EBVMA	√	√	-	-
		FTXS35EVMA8	4MXS80EVMA	-	-	√	√
Bedroom 4 睡房 4		FTXS35EVMA8	RXS35EBVMA	√	√	√	√
Bedroom 5 睡房 5		FTXS50FVMA8	RXS50FVMA	-	-	√	√

Note:
1. The symbol “-” as shown in the above table denotes “Not provided” or “Not applicable”.
2. The Vendor undertakes that if lifts or appliances of the specified brand name or model number are not installed in the Development, lifts or appliances of comparable quality will be installed.

備註：
1. 上表“-”代表不提供或不適用。
2. 賣方承諾如發展項目中沒有安裝指明的品牌名稱或產品型號的升降機或設備，便會安裝品質相若的升降機或設備。

6. APPLIANCES SCHEDULE - AIR CONDITIONER 設備說明表 - 空調機

Tower 2　第二座

				3/F, 5/F - 9/F 3 樓、5 樓至 9 樓		3/F & 5/F, 6/F & 7/F, 8/F & 9/F 3 樓及 5 樓、6 樓及 7 樓、8 樓及 9 樓	10/F & 11/F 10 樓及 11 樓	
Location 位置	Brand Name 品牌	Model Number (Indoor Unit) 型號（室內機）	Model Number (Outdoor Unit) 型號（室外機）	A	C	B (Duplex) （複式）	A (Duplex) （複式）	B (Duplex) （複式）
Living/Dining Room 客 / 飯廳	Daikin 大金	FTXS50FVMA8	RXS50FVMA	√	√	-	√	√
		FTXS60FVMA8	RXS60FVMA	-	-	√	-	-
		FTXS50FVMA8	4MXS80EVMA	√	-	-	-	-
		FTXS60FVMA8	4MXS80EVMA	-	-	√	-	-
Kitchen 廚房		CDXS25EAVMA	4MXS80EVMA	-	-	√	-	-
		FDXS35CVMA	4MXS80EVMA	√	-	-	-	-
		FDXS35CVMA	RXS35EBVMA	-	√	-	√	√
Master Bedroom 主人睡房		FDXS35CVMA	RXS35EBVMA	√	-	-	-	-
		FTXS50FVMA8	RXS50FVMA	-	√	√	√	√
Bedroom 2 睡房 2		FTXS35EVMA8	RXS35EBVMA	√	√	-	-	-
		FTXS50FVMA8	RXS50FVMA	-	-	-	√	√
		FTXS35EVMA8	4MXS80EVMA	-	-	√	-	-
Bedroom 3 睡房 3		FTXS35EVMA8	4MXS80EVMA	-	-	√	-	-
		FTXS35EVMA8	RXS35EBVMA	√	√	-	-	√
		FTXS50FVMA8	RXS50FVMA	-	-	-	√	-
Bedroom 4 睡房 4		FTXS35EVMA8	RXS35EBVMA	√	-	-	-	-
		FTXS50FVMA8	RXS50FVMA	-	√	-	√	√
Store (Outside Lavatory) 儲物房（洗手間外）		FTXS25EVMA8	4MXS80EVMA	-	-	√	-	-

Note:
1. The symbol "-" as shown in the above table denotes "Not provided" or "Not applicable".
2. The Vendor undertakes that if lifts or appliances of the specified brand name or model number are not installed in the Development, lifts or appliances of comparable quality will be installed.

備註：
1. 上表 "-" 代表不提供或不適用。
2. 賣方承諾如發展項目中沒有安裝指明的品牌名稱或產品型號的升降機或設備，便會安裝品質相若的升降機或設備。

6. APPLIANCES SCHEDULE - AIR CONDITIONER 設備說明表 - 空調機

Tower 3　第三座

				3/F, 5/F - 8/F 3樓、5樓至 8樓		3/F & 5/F, 6/F & 7/F, 8/F & 9/F 3 樓及 5 樓、6 樓及 7 樓、8 樓及 9 樓	9/F & 10/F 9樓及10樓	9/F 9樓	10/F 10 樓
Location 位置	Brand Name 品牌	Model Number (Indoor Unit) 型號（室內機）	Model Number (Outdoor Unit) 型號（室外機）	A	C	B (Duplex) （複式）	A (Duplex) （複式）	C	B
Living/Dining Room 客 / 飯廳	Daikin 大金	FTXS50FVMA8	RXS50FVMA	√	√	-	-	√	-
		FTXS60FVMA8	RXS60FVMA	-	-	√	√	-	√
		FTXS50FVMA8	4MXS80EVMA	√	-	-	-	-	-
		FTXS60FVMA8	4MXS80EVMA	-	-	√	√	-	√
Kitchen 廚房		CDXS25EAVMA	4MXS80EVMA	-	-	√	-	-	-
		FDXS35CVMA	4MXS80EVMA	√	-	-	√	-	√
		FDXS35CVMA	RXS35EBVMA	-	√	-	-	√	-
Store (Outside Lavatory) 儲物房（洗手間外）		FTXS25EVMA8	4MXS80EVMA	-	-	√	-	-	-
Master Bedroom 主人睡房		FDXS35CVMA	RXS35EBVMA	√	-	-	-	-	-
		FTXS50FVMA8	RXS50FVMA	-	√	√	-	√	√
		FTXS35EVMA8	RXS35EBVMA	-	-	-	√	-	-
Bedroom 2 睡房 2		FTXS35EVMA8	RXS35EBVMA	√	√	-	-	√	-
		FTXS50FVMA8	RXS50FVMA	-	-	-	√	-	√
		FTXS35EVMA8	4MXS80EVMA	-	-	√	-	-	-
Bedroom 3 睡房 3		FTXS35EVMA8	4MXS80EVMA	-	-	√	-	-	-
		FTXS35EVMA8	RXS35EBVMA	√	√	-	-	√	-
		FTXS50FVMA8	RXS50FVMA	-	-	-	√	-	√
Bedroom 4 睡房 4		FTXS35EVMA8	RXS35EBVMA	√	-	-	-	-	-
		FTXS50FVMA8	RXS50FVMA	-	√	-	√	√	-

Note:
1. The symbol "-" as shown in the above table denotes "Not provided" or "Not applicable".
2. The Vendor undertakes that if lifts or appliances of the specified brand name or model number are not installed in the Development, lifts or appliances of comparable quality will be installed.

備註：
1. 上表 "-" 代表不提供或不適用。
2. 賣方承諾如發展項目中沒有安裝指明的品牌名稱或產品型號的升降機或設備，便會安裝品質相若的升降機或設備。

Schedule of Mechanical & Electrical Provisions of Residential Units 住宅單位機電裝置數量說明表

Houses and Garden Duplex 洋房及花園複式

Location 位置		Houses 洋房						Garden Duplex 花園複式
		1 & 2	3	7 & 9	6, 8 & 10	11, 12, 16 & 17	18	
Main Entrance 大門入口	Door Bell Push Button 門鈴按鈕	-	-	-	-	-	-	-
	Visitor Call Panel 訪客門機	1	1	1	1	1	1	1
	Lighting Point 燈位	2	2	2	2	2	2	-
Living / Dining Room, Corridor and Porch (Garden Duplex only) 客廳 / 飯廳、走廊及門廊 (只限花園複式)	TV/FM Outlet 電視 / 電台天線插座	2	1	2	2	2	2	2
	Telephone Outlet 電話插座	2	1	2	2	2	2	2
	Data Outlet 數據位	2	1	2	2	2	2	2
	Single Socket Outlet 單位插座	2	1	-	-	-	-	-
	Twin Socket Outlet 雙位插座	3	3	4	4	4	3	3
	Switch for Indoor A/C Unit 室內空調開關掣	-	-	-	-	-	-	4
	Switch for Swimming Pool Plant 泳池開關掣	1	-	-	-	-	-	-
	Switch for Thermo Ventilator 浴室換氣暖風機開關掣	-	-	-	-	-	-	-
	Switch for Exhaust Fan & Water Heater 抽氣扇及熱水爐開關掣	1	1	1	1	-	1	1
	Lighting Switch 燈掣	6	9	5	6	3	4	4
	Lighting Point 燈位	14	32	12	10	10	8	9
	Video Door Phone 視像對講機	1	1	1	1	1	1	1
1/F Lift Lobby 1/F 升降機大堂	TV/FM Outlet 電視 / 電台天線插座	1	-	-	-	-	-	-
	Telephone Outlet 電話插座	2	-	-	-	-	-	-
	Data Outlet 數據位	2	-	-	-	-	-	-
	Single Socket Outlet 單位插座	1	-	-	-	-	-	-
	Twin Socket Outlet 雙位插座	2	-	-	-	-	-	-
	Switch for Exhaust Fan & Water Heater 抽氣扇及熱水爐開關掣	1	-	-	-	-	-	-
	Lighting Switch 燈掣	3	-	-	-	-	-	-
	Lighting Point 燈位	5	-	-	-	-	-	-
2/F Corridor 2/F 走廊	Single Socket Outlet 單位插座	-	-	-	-	-	-	-
	Twin Socket Outlet 雙位插座	-	-	-	-	-	-	-
	Lighting Switch 燈掣	-	1	2	1	-	1	-
	Lighting Point 燈位	4	3	3	1	-	1	-

Notes :
1. The symbol “-” as shown in the above table denotes “Not provided or “Not applicable”.
2. “1, 2, ...”denotes the quantity of such provision(s) provided in the residential unit.
3. The quantity of the lighting switch shown in the schedule denotes the quantity of switch faceplate.

備註：
1. 上表 "-" 代表不提供或不適用。
2. "1, 2, ..." 表示提供於該住宅單位內的裝置數量。
3. 說明表所顯示的燈掣數量是表示燈掣面板的數量。

Schedule of Mechanical & Electrical Provisions of Residential Units 住宅單位機電裝置數量說明表

Houses and Garden Duplex 洋房及花園複式

Location 位置		Houses 洋房						Garden Duplex 花園複式
		1 & 2	3	7 & 9	6, 8 & 10	11, 12, 16 & 17	18	
1/F Corridor 1/F 走廊	Lighting Switch 燈掣	-	2	2	2	3	-	-
	Single Socket Outlet 單位插座	-	1	1	1	-	-	-
	Switch for Exhaust Fan & Water Heater 抽氣扇及熱水爐開關掣	-	-	-	1	1	-	-
	Switch for Thermo Ventilator 浴室換氣暖風機開關掣	-	-	-	-	1	-	-
	Lighting Point 燈位	-	4	4	5	3	-	-
Closet 衣帽間	Single Socket Outlet 單位插座	-	-	-	-	-	-	-
	Twin Socket Outlet 雙位插座	-	-	-	-	-	-	-
	Switch for Exhaust Fan & Water Heater 抽氣扇及熱水爐開關掣	-	-	-	-	-	-	-
	Lighting Switch 燈掣	-	-	-	-	-	-	-
	Lighting Point 燈位	-	-	-	-	-	1	-
Master Bedroom 主人睡房	TV/FM Outlet 電視 / 電台天線插座	2	1	2	2	2	2	2
	Telephone Outlet 電話插座	2	1	2	2	2	2	3
	Data Outlet 數據位	1	1	2	2	2	2	2
	Single Socket Outlet 單位插座	5	3	4	3	3	2	3
	Twin Socket Outlet 雙位插座	2	-	2	2	2	2	2
	Switch for Indoor A/C Unit 室內空調開關掣	-	-	-	-	-	-	2
	Switch for Exhaust Fan & Water Heater 抽氣扇及熱水爐開關掣	1	1	1	1	1	1	-
	Switch for Thermo Ventilator 浴室換氣暖風機開關掣	-	-	-	-	-	-	-
	Lighting Switch 燈掣	3	4	3	3	2	3	1
	Lighting Point 燈位	5	15	5	4	4	1	1
	Panic Alarm Button 緊急警報掣	1	1	1	1	1	1	1

Notes :
1. The symbol “-” as shown in the above table denotes “Not provided or “Not applicable”.
2. “1, 2, ...”denotes the quantity of such provision(s) provided in the residential unit.
3. The quantity of the lighting switch shown in the schedule denotes the quantity of switch faceplate.

備註：
1. 上表 "-" 代表不提供或不適用。
2. "1, 2, ..." 表示提供於該住宅單位內的裝置數量。
3. 說明表所顯示的燈掣數量是表示燈掣面板的數量。

Schedule of Mechanical & Electrical Provisions of Residential Units 住宅單位機電裝置數量說明表

Houses and Garden Duplex 洋房及花園複式

Location 位置		Houses 洋房						Garden Duplex 花園複式
		1 & 2	3	7 & 9	6, 8 & 10	11, 12, 16 & 17	18	
Bedroom 2 睡房 2	TV/FM Outlet 電視 / 電台天線插座	1	1	1	1	1	1	1
	Telephone Outlet 電話插座	1	1	1	1	1	1	1
	Data Outlet 數據位	1	-	1	1	1	1	1
	Single Socket Outlet 單位插座	3	2	2	3	3	2	3
	Twin Socket Outlet 雙位插座	1	1	1	1	1	1	1
	Switch for Indoor A/C Unit 室內空調開關掣	-	-	-	-	-	-	1
	Switch for Exhaust Fan & Water Heater 抽氣扇及熱水爐開關掣	1	1	1	1	-	1	1
	Switch for Thermo Ventilator 浴室換氣暖風機開關掣	-	-	-	-	-	-	1
	Lighting Switch 燈掣	3	3	2	2	1	2	2
	Lighting Point 燈位	2	11	3	5	4	2	2
Bedroom 3 睡房 3	TV/FM Outlet 電視 / 電台天線插座	1	1	1	1	1	1	1
	Telephone Outlet 電話插座	1	1	1	1	1	1	1
	Data Outlet 數據位	1	-	1	1	1	1	1
	Single Socket Outlet 單位插座	3	4	3	3	2	3	2
	Twin Socket Outlet 雙位插座	1	-	1	1	1	1	1
	Switch for Indoor A/C Unit 室內空調開關掣	-	-	-	-	-	-	1
	Switch for Exhaust Fan & Water Heater 抽氣扇及熱水爐開關掣	1	-	-	-	1	-	1
	Switch for Thermo Ventilator 浴室換氣暖風機開關掣	-	-	-	-	-	-	-
	Lighting Switch 燈掣	2	2	1	1	2	1	2
	Lighting Point 燈位	2	6	2	2	3	4	2

Notes :
1. The symbol “-” as shown in the above table denotes “Not provided or “Not applicable”.
2. “1, 2, ...”denotes the quantity of such provision(s) provided in the residential unit.
3. The quantity of the lighting switch shown in the schedule denotes the quantity of switch faceplate.

備註：
1. 上表 "-" 代表不提供或不適用。
2. "1, 2, ..." 表示提供於該住宅單位內的裝置數量。
3. 說明表所顯示的燈掣數量是表示燈掣面板的數量。

Schedule of Mechanical & Electrical Provisions of Residential Units 住宅單位機電裝置數量說明表

Houses and Garden Duplex 洋房及花園複式

Location 位置		Houses 洋房						Garden Duplex 花園複式
		1 & 2	3	7 & 9	6, 8 & 10	11, 12, 16 & 17	18	
Bedroom 4 睡房 4	TV/FM Outlet 電視 / 電台天線插座	1	1	1	1	1	1	1
	Telephone Outlet 電話插座	1	-	1	1	1	1	1
	Data Outlet 數據位	1	-	1	1	1	1	1
	Single Socket Outlet 單位插座	3	3	3	3	2	3	2
	Twin Socket Outlet 雙位插座	1	-	1	1	1	1	1
	Switch for Indoor A/C Unit 室內空調開關掣	-	-	-	-	-	-	2
	Switch for Exhaust Fan & Water Heater 抽氣扇及熱水爐開關掣	1	1	1	1	-	1	1
	Switch for Thermo Ventilator 浴室換氣暖風機開關掣	1	1	1	1	-	1	-
	Lighting Switch 燈掣	2	3	2	2	1	2	2
	Lighting Point 燈位	2	10	2	2	2	4	1
Bedroom 5 睡房 5	TV/FM Outlet 電視 / 電台天線插座	1	-	-	-	-	-	-
	Telephone Outlet 電話插座	1	-	-	-	-	-	-
	Data Outlet 數據位	1	-	-	-	-	-	-
	Single Socket Outlet 單位插座	2	-	-	-	-	-	-
	Twin Socket Outlet 雙位插座	1	-	-	-	-	-	-
	Switch for Indoor A/C Unit 室內空調開關掣	-	-	-	-	-	-	-
	Switch for Exhaust Fan & Water Heater 抽氣扇及熱水爐開關掣	-	-	-	-	-	-	-
	Switch for Thermo Ventilator 浴室換氣暖風機開關掣	-	-	-	-	-	-	-
	Lighting Switch 燈掣	1	-	-	-	-	-	-
	Lighting Point 燈位	1	-	-	-	-	-	-

Notes :
1. The symbol “-” as shown in the above table denotes “Not provided or “Not applicable”.
2. “1, 2, ...”denotes the quantity of such provision(s) provided in the residential unit.
3. The quantity of the lighting switch shown in the schedule denotes the quantity of switch faceplate.

備註：
1. 上表 "-" 代表不提供或不適用。
2. "1, 2, ..." 表示提供於該住宅單位內的裝置數量。
3. 說明表所顯示的燈掣數量是表示燈掣面板的數量。

Schedule of Mechanical & Electrical Provisions of Residential Units 住宅單位機電裝置數量說明表

Houses and Garden Duplex 洋房及花園複式

Location 位置		Houses 洋房						Garden Duplex 花園複式
		1 & 2	3	7 & 9	6, 8 & 10	11, 12, 16 & 17	18	
Master Bathroom 主人浴室	Town Gas Water Heater Remote Control 煤氣熱水爐溫度控制	1	1	1	1	1	1	1
	Electric Water Heater Remote Control 電熱水爐溫度控制	-	-	-	-	-	-	-
	Fused Connection Unit 裝有熔斷器接線電掣	1	1	1	1	1	1	1
	Single Socket Outlet 單位插座	2	2	1	1	1	1	2
	Lighting Point 燈位	7	7	7	9	7	4	10
Bathroom 2 浴室 2	Town Gas Water Heater Remote Control 煤氣熱水爐溫度控制	1	-	-	1	-	-	-
	Electric Water Heater Remote Control 電熱水爐溫度控制	-	1	1	-	1	1	1
	Fused Connection Unit 裝有熔斷器接線電掣	1	1	1	1	1	1	1
	Single Socket Outlet 單位插座	1	1	1	1	1	1	1
	Lighting Point 燈位	3	3	3	3	3	3	3
Bathroom 3 浴室 3	Town Gas Water Heater Remote Control 煤氣熱水爐溫度控制	1	-	-	1	-	1	1
	Electric Water Heater Remote Control 電熱水爐溫度控制	-	1	1	-	1	-	-
	Fused Connection Unit 裝有熔斷器接線電掣	1	1	1	1	1	1	1
	Single Socket Outlet 單位插座	1	1	1	1	1	1	1
	Lighting Point 燈位	3	3	3	3	3	3	3
Bathroom 4 浴室 4	Town Gas Water Heater Remote Control 煤氣熱水爐溫度控制	1	1	1	1	-	1	1
	Electric Water Heater Remote Control 電熱水爐溫度控制	-	-	-	-	-	-	-
	Fused Connection Unit 裝有熔斷器接線電掣	1	1	1	1	-	1	1
	Single Socket Outlet 單位插座	1	1	1	1	-	1	1
	Lighting Point 燈位	3	3	3	3	-	4	3

Notes :
1. The symbol “-” as shown in the above table denotes “Not provided or “Not applicable”.
2. “1, 2, ...”denotes the quantity of such provision(s) provided in the residential unit.
3. The quantity of the lighting switch shown in the schedule denotes the quantity of switch faceplate.

備註：
1. 上表 "-" 代表不提供或不適用。
2. "1, 2, ..." 表示提供於該住宅單位內的裝置數量。
3. 說明表所顯示的燈掣數量是表示燈掣面板的數量。

Schedule of Mechanical & Electrical Provisions of Residential Units 住宅單位機電裝置數量說明表

Houses and Garden Duplex 洋房及花園複式

Location 位置		Houses 洋房						Garden Duplex 花園複式
		1 & 2	3	7 & 9	6, 8 & 10	11, 12, 16 & 17	18	
Bathroom 5 浴室 5	Town Gas Water Heater Remote Control 煤氣熱水爐溫度控制	-	-	-	-	-	-	1
	Electric Water Heater Remote Control 電熱水爐溫度控制	1	-	-	-	-	-	-
	Fused Connection Unit 裝有熔斷器接線電掣	1	-	-	-	-	-	1
	Single Socket Outlet 單位插座	1	-	-	-	-	-	1
	Lighting Point 燈位	3	-	-	-	-	-	3
Lavatory 洗手間	Lighting Point 燈位	1	1	1	1	1	1	1
Powder room 化妝室	Fused Connection Unit 裝有熔斷器接線電掣	1	1	1	1	-	1	-
	Single Socket Outlet 單位插座	1	1	1	1	-	1	-
	Lighting Point 燈位	2	1	1	1	-	2	-
Kitchen 廚房	Twin Socket Outlet 雙位插座	2	1	2	2	2	2	2
	Door Phone 對講機	1	1	1	1	1	1	1
	Display Keypad 保安系統密碼鎖	1	1	1	1	1	1	1
	Switch for Exhaust Fan & Water Heater 抽氣扇及熱水爐開關掣	2	1	1	1	1	1	-
	Lighting Switch 燈掣	1	1	1	1	1	1	-
	Lighting Point 燈位	8	4	4	5	5	4	7
	Washing Machine Connection Point (Water Inlet) 洗衣機接駁點 (來水位)	1	1	1	1	1	1	1
	Door Bell 門鈴	1	1	1	1	1	1	1

Notes :
1. The symbol “-” as shown in the above table denotes “Not provided or “Not applicable”.
2. “1, 2, ...”denotes the quantity of such provision(s) provided in the residential unit.
3. The quantity of the lighting switch shown in the schedule denotes the quantity of switch faceplate.

備註：
1. 上表 "-" 代表不提供或不適用。
2. "1, 2, ..." 表示提供於該住宅單位內的裝置數量。
3. 說明表所顯示的燈掣數量是表示燈掣面板的數量。

Schedule of Mechanical & Electrical Provisions of Residential Units 住宅單位機電裝置數量說明表

Houses and Garden Duplex 洋房及花園複式

Location 位置		Houses 洋房						Garden Duplex 花園複式
		1 & 2	3	7 & 9	6, 8 & 10	11, 12, 16 & 17	18	
Family Room / Family Room 2 家庭廳 / 家庭廳 2	TV/FM Outlet 電視 / 電台天線插座	-	1	1	1	-	1	1
	Telephone Outlet 電話插座	-	2	2	2	-	2	1
	Data Outlet 數據位	-	2	2	2	-	2	1
	Switch for Indoor A/C Unit 室內空調開關掣	-	-	-	-	-	-	1
	Single Socket Outlet 單位插座	-	3	2	3	-	-	1
	Twin Socket Outlet 雙位插座	-	-	1	1	-	3	1
	Switch for Exhaust Fan & Water Heater 抽氣扇及熱水爐開關掣	-	1	1	-	-	1	-
	Lighting Switch 燈掣	-	2	3	2	-	1	2
	Lighting Point 燈位	-	11	3	4	-	3	3
Family Room 1 家庭廳 1	TV/FM Outlet 電視 / 電台天線插座	-	-	-	-	-	-	1
	Telephone Outlet 電話插座	-	-	-	-	-	-	2
	Data Outlet 數據位	-	-	-	-	-	-	1
	Switch for Indoor A/C Unit 室內空調開關掣	-	-	-	-	-	-	1
	Single Socket Outlet 單位插座	-	-	-	-	-	-	1
	Twin Socket Outlet 雙位插座	-	-	-	-	-	-	1
	Switch for Exhaust Fan & Water Heater 抽氣扇及熱水爐開關掣	-	-	-	-	-	-	1
	Lighting Switch 燈掣	-	-	-	-	-	-	2
	Lighting Point 燈位	-	-	-	-	-	-	3
Store 儲物房	Telephone Outlet 電話插座	1	-	-	-	1	1	1
	Single Socket Outlet 單位插座	1	-	-	-	1	1	1
	Twin Socket Outlet 雙位插座	1	1	1	1	1	1	1
	Switch for Exhaust Fan & Water Heater 抽氣扇及熱水爐開關掣	1	1	1	1	1	1	1
	Security System Control Panel 保安系統控制箱	1	1	1	1	1	1	1
	Switch for Indoor A/C Unit 室內空調開關掣	-	1	-	-	1	-	1
	Lighting Switch 燈掣	1	1	1	1	2	1	1
	Lighting Point 燈位	1	1	1	1	1	1	1
	Miniature Circuit Breakers Board 總電掣箱	1	1	1	1	1	1	1

Notes :
1. The symbol “-” as shown in the above table denotes “Not provided or “Not applicable”.
2. “1, 2, ...”denotes the quantity of such provision(s) provided in the residential unit.
3. The quantity of the lighting switch shown in the schedule denotes the quantity of switch faceplate.

備註：
1. 上表 "-" 代表不提供或不適用。
2. "1, 2, ..." 表示提供於該住宅單位內的裝置數量。
3. 說明表所顯示的燈掣數量是表示燈掣面板的數量。

Schedule of Mechanical & Electrical Provisions of Residential Units 住宅單位機電裝置數量說明表

Houses and Garden Duplex 洋房及花園複式

Location 位置		Houses 洋房						Garden Duplex 花園複式
		1 & 2	3	7 & 9	6, 8 & 10	11, 12, 16 & 17	18	
Stair 樓梯	Lighting Switch 燈掣	11	10	7	8	9	10	5
	Lighting Point 燈位	8	34	7	6	6	8	2
Balcony 露台	Lighting Point 燈位	1	-	-	-	-	1	-
Utility Platform 工作平台	Lighting Point 燈位	-	-	-	-	-	-	-
Swimming Pool 泳池	Isolator Switch for Swimming Panel 泳池總掣隔離開關掣	1	-	-	-	-	-	-
Roof 天台	Single Socket Outlet 單位插座	3	2	3	3	3	3	-
	Lighting Point 燈位	8	5	9	9	10	12	-
Flat Roof outside Master Bedroom 主人睡房外平台	Lighting Point 燈位	1	-	1	1	1	-	-
Store at Master Bedroom 主人睡房儲物房	Single Socket Outlet 單位插座	-	-	-	-	-	-	1
	Lighting Switch 燈掣	-	-	-	-	-	-	2
	Switch for Exhaust Fan & Water Heater 抽氣扇及熱水爐開關掣	-	-	-	-	-	-	1
	Lighting Point 燈位	-	-	-	-	-	-	3
Garden 花園	Single Socket Outlet 單位插座	-	-	-	-	-	-	-
	Lighting Point 燈位	(House 1) (1 號洋房) 4	6	(House 7) (7 號洋房) 7	(Houses 6 & 8) (6 及 8 號洋房) 7	(House 11) (11 號洋房) 6	2	3
		(House 2) (2 號洋房) 9		(House 9) (9 號洋房) 9	(House10) (10 號洋房) 6	(Houses 12 & 16) (12 及 16 號洋房) 4		
						(House 17) (17 號洋房) 3		

Notes :
1. The symbol “-” as shown in the above table denotes “Not provided or “Not applicable”.
2. “1, 2, ...”denotes the quantity of such provision(s) provided in the residential unit.
3. The quantity of the lighting switch shown in the schedule denotes the quantity of switch faceplate.

備註：
1. 上表 "-" 代表不提供或不適用。
2. "1, 2, ..." 表示提供於該住宅單位內的裝置數量。
3. 說明表所顯示的燈掣數量是表示燈掣面板的數量。

Schedule of Mechanical & Electrical Provisions of Residential Units 住宅單位機電裝置數量說明表

Tower 1 第一座

Location 位置		2/F, 3/F, 5/F - 8/F 2 樓、3 樓、5 樓至 8 樓		9/F & 10/F 9 樓及 10 樓	
		Unit 單位		Unit 單位	
		A	B	A (Duplex) (複式)	B (Duplex) (複式)
Private Lift Lobby 私人升降機大堂	Door Bell Push Button 門鈴按鈕	1	1	1	1
Main Entrance 大門入口	Door Bell Push Button 門鈴按鈕	-	-	-	-
Living / Dining Room and Corridor 客廳 / 飯廳及走廊	TV/FM Outlet 電視 / 電台天線插座	2	2	2	2
	Telephone Outlet 電話插座	2	2	2	2
	Data Outlet 數據位	2	2	2	2
	Single Socket 單位插座	-	(2/F, 5/F - 8/F) (2 樓、5 樓至 8 樓) - (3/F) (3 樓) 1	-	-
	Twin Socket Outlet 雙位插座	4	4	4	4
	Switch for Indoor A/C Unit 室內空調開關掣	3	3	4	4
	Switch for Exhaust Fan & Water Heater 抽氣扇及熱水爐開關掣	2	2	2	2
	Lighting Switch 燈掣	7	(2/F, 5/F - 7/F) (2 樓、5 樓至 7 樓) 7 (3/F) (3 樓) 8	7	6
	Lighting Point 燈位	(2/F, 3/F, 5/F - 7/F) (2 樓、3 樓、5 樓至 7 樓) 4 (8/F) (8 樓) 8	(2/F, 5/F - 7/F) (2 樓、5 樓至 7 樓) 4 (3/F) (3 樓) 27 (8/F) (8 樓) 8	12	12

Notes :
1. The symbol “-” as shown in the above table denotes “Not provided or “Not applicable”.
2. “1, 2, ...”denotes the quantity of such provision(s) provided in the residential unit.
3. The quantity of the lighting switch shown in the schedule denotes the quantity of switch faceplate.

備註：
1. 上表 "-" 代表不提供或不適用。
2. "1, 2, ..." 表示提供於該住宅單位內的裝置數量。
3. 說明表所顯示的燈掣數量是表示燈掣面板的數量。

Schedule of Mechanical & Electrical Provisions of Residential Units 住宅單位機電裝置數量說明表

Tower 1 第一座

Location 位置		2/F, 3/F, 5/F - 8/F 2 樓、3 樓、5 樓至 8 樓		9/F & 10/F 9 樓及 10 樓	
		Unit 單位		Unit 單位	
		A	B	A (Duplex) (複式)	B (Duplex) (複式)
Living / Dining Room and Corridor 客廳 / 飯廳及走廊	Video Door Phone 視像對講機	1	1	1	1
	Switch for Swimming Pool Plant 泳池開關掣	-	-	1	-
	Switch for Jacuzzi Plant 按摩浴缸開關掣	-	-	-	-
Corridor between Bedroom 2 and Bedroom 4 睡房 2 至睡房 4 之間的走廊	Single Socket Outlet 單位插座	-	-	1	1
	Lighting Switch 燈掣	-	-	1	1
	Lighting Point 燈位	-	-	4	4

Notes :
1. The symbol “-” as shown in the above table denotes “Not provided or “Not applicable”.
2. “1, 2, ...”denotes the quantity of such provision(s) provided in the residential unit.
3. The quantity of the lighting switch shown in the schedule denotes the quantity of switch faceplate.

備註：
1. 上表 "-" 代表不提供或不適用。
2. "1, 2, ..." 表示提供於該住宅單位內的裝置數量。
3. 說明表所顯示的燈掣數量是表示燈掣面板的數量。

Schedule of Mechanical & Electrical Provisions of Residential Units 住宅單位機電裝置數量說明表

Tower 1 第一座

Location 位置		2/F, 3/F, 5/F - 8/F 2 樓、3 樓、5 樓至 8 樓		9/F & 10/F 9 樓及 10 樓	
		Unit 單位		Unit 單位	
		A	B	A (Duplex) （複式）	B (Duplex) （複式）
Closet 衣帽間	Single Socket Outlet 單位插座	-	-	2	2
	Lighting Switch 燈掣	-	-	2	2
	Lighting Point 燈位	-	-	2	2
	Switch for Exhaust Fan & Water Heater 抽氣扇及熱水爐開關掣	-	-	1	1
Master Bedroom 主人睡房	TV/FM Outlet 電視機 / 電台天線插座	1	1	2	2
	Telephone Outlet 電話插座	1	1	2	2
	Data Outlet 數據位	1	1	2	2
	Single Socket Outlet 單位插座	3	(2/F, 5/F - 8/F) (2 樓、5 樓至 8 樓) 3 (3/F) (3 樓) 5	4	4
	Twin Socket Outlet 雙位插座	1	1	2	2
	Switch for Indoor A/C Unit 室內空調開關掣	-	-	2	2
	Switch for Exhaust Fan & Water Heater 抽氣扇及熱水爐開關掣	1	1	-	-
	Lighting Switch 燈掣	2	(2/F, 5/F - 8/F) (2 樓、5 樓至 8 樓) 2 (3/F) (3 樓) 3	2	2
	Lighting Point 燈位	(2/F, 3/F, 5/F - 7/F) (2 樓、3 樓、5 樓至 7 樓) 5 (8/F) (8 樓) 4	(2/F, 5/F - 7/F) (2 樓、5 樓至 7 樓) 5 (3/F) (3 樓) 17 (8/F) (8 樓) 4	5	5
	Panic Alarm Button 緊急警報掣	1	1	1	1

Notes :
1. The symbol “-” as shown in the above table denotes “Not provided or “Not applicable”.
2. “1, 2, ...”denotes the quantity of such provision(s) provided in the residential unit.
3. The quantity of the lighting switch shown in the schedule denotes the quantity of switch faceplate.

備註：
1. 上表 "-" 代表不提供或不適用。
2. "1, 2, ..." 表示提供於該住宅單位內的裝置數量。
3. 說明表所顯示的燈掣數量是表示燈掣面板的數量。

Schedule of Mechanical & Electrical Provisions of Residential Units 住宅單位機電裝置數量說明表

Tower 1 第一座

Location 位置		2/F, 3/F, 5/F - 8/F 2 樓、3 樓、5 樓至 8 樓		9/F & 10/F 9 樓及 10 樓	
		Unit 單位		Unit 單位	
		A	B	A (Duplex) (複式)	B (Duplex) (複式)
Bedroom 2 睡房 2	TV/FM Outlet 電視機 / 電台天線插座	1	1	1	1
	Telephone Outlet 電話插座	1	1	1	1
	Data Outlet 數據位	1	1	1	1
	Single Socket Outlet 單位插座	3	(2/F, 5/F - 8/F) (2 樓、5 樓至 8 樓) 3 (3/F) (3 樓) 5	3	3
	Twin Socket Outlet 雙位插座	1	(2/F, 5/F - 8/F) (2 樓、5 樓至 8 樓) 1 (3/F) (3 樓) -	1	1
	Switch for Indoor A/C Unit 室內空調開關掣	1	1	1	1
	Switch for Exhaust Fan & Water Heater 抽氣扇及熱水爐開關掣	-	-	1	1
	Lighting Switch 燈掣	2	(2/F, 5/F - 8/F) (2 樓、5 樓至 8 樓) 2 (3/F) (3 樓) 3	2	2
	Lighting Point 燈位	1	(2/F, 5/F - 8/F) (2 樓、5 樓至 8 樓) 1 (3/F) (3 樓) 6	2	2

Notes :
1. The symbol “-” as shown in the above table denotes “Not provided or “Not applicable”.
2. “1, 2, ...”denotes the quantity of such provision(s) provided in the residential unit.
3. The quantity of the lighting switch shown in the schedule denotes the quantity of switch faceplate.

備註：
1. 上表 "-" 代表不提供或不適用。
2. "1, 2, ..." 表示提供於該住宅單位內的裝置數量。
3. 說明表所顯示的燈掣數量是表示燈掣面板的數量。

Schedule of Mechanical & Electrical Provisions of Residential Units 住宅單位機電裝置數量說明表

Tower 1 第一座

Location 位置		2/F, 3/F, 5/F - 8/F 2 樓、3 樓、5 樓至 8 樓		9/F & 10/F 9 樓及 10 樓	
		Unit 單位		Unit 單位	
		A	B	A (Duplex) (複式)	B (Duplex) (複式)
Bedroom 3 睡房 3	TV/FM Outlet 電視機 / 電台天線插座	1	1	1	1
	Telephone Outlet 電話插座	1	1	1	1
	Data Outlet 數據位	1	1	1	1
	Single Socket Outlet 單位插座	3	(2/F, 5/F - 8/F) (2 樓、5 樓至 8 樓) 3 (3/F) (3 樓) 2	3	3
	Twin Socket Outlet 雙位插座	1	1	1	1
	Switch for Indoor A/C Unit 室內空調開關掣	1	1	2	2
	Switch for Exhaust Fan & Water Heater 抽氣扇及熱水爐開關掣	1	1	1	1
	Switch for Thermo Ventilator 浴室換氣暖風機開關掣	1	1	1	1
	Lighting Switch 燈掣	2	2	3	3
	Lighting Point 燈位	2	(2/F, 5/F - 8/F) (2 樓、5 樓至 8 樓) 2 (3/F) (3 樓) 8	2	2

Notes :
1. The symbol “-” as shown in the above table denotes “Not provided or “Not applicable”.
2. “1, 2, ...”denotes the quantity of such provision(s) provided in the residential unit.
3. The quantity of the lighting switch shown in the schedule denotes the quantity of switch faceplate.

備註：
1. 上表 "-" 代表不提供或不適用。
2. "1, 2, ..." 表示提供於該住宅單位內的裝置數量。
3. 說明表所顯示的燈掣數量是表示燈掣面板的數量。

Schedule of Mechanical & Electrical Provisions of Residential Units 住宅單位機電裝置數量說明表

Tower 1 第一座

Location 位置		2/F, 3/F, 5/F - 8/F 2 樓、3 樓、5 樓至 8 樓		9/F & 10/F 9 樓及 10 樓	
		Unit 單位		Unit 單位	
		A	B	A (Duplex) (複式)	B (Duplex) (複式)
Bedroom 4 睡房 4	TV/FM Outlet 電視機 / 電台天線插座	1	1	1	1
	Telephone Outlet 電話插座	1	1	1	1
	Data Outlet 數據位	1	1	1	1
	Single Socket Outlet 單位插座	3	(2/F, 5/F - 8/F) (2 樓、5 樓至 8 樓) 3 (3/F) (3 樓) 2	3	3
	Twin Socket Outlet 雙位插座	1	1	1	1
	Switch for Indoor A/C Unit 室內空調開關掣	1	1	1	1
	Switch for Exhaust Fan & Water Heater 抽氣扇及熱水爐開關掣	-	-	1	1
	Lighting Switch 燈掣	1	1	2	2
	Lighting Point 燈位	1	(2/F, 5/F - 8/F) (2 樓、5 樓至 8 樓) 1 (3/F) (3 樓) 10	1	1
Bedroom 5 睡房 5	TV/FM Outlet 電視機 / 電台天線插座	-	-	1	1
	Telephone Outlet 電話插座	-	-	1	1
	Data Outlet 數據位	-	-	1	1
	Single Socket Outlet 單位插座	-	-	3	3
	Twin Socket Outlet 雙位插座	-	-	1	1
	Switch for Indoor A/C Unit 室內空調開關掣	-	-	1	1
	Switch for Exhaust Fan & Water Heater 抽氣扇及熱水爐開關掣	-	-	1	1
	Lighting Switch 燈掣	-	-	2	2
	Lighting Point 燈位	-	-	2	2

Notes :
1. The symbol “-” as shown in the above table denotes “Not provided or “Not applicable”.
2. “1, 2, ...”denotes the quantity of such provision(s) provided in the residential unit.
3. The quantity of the lighting switch shown in the schedule denotes the quantity of switch faceplate.

備註：
1. 上表 "-" 代表不提供或不適用。
2. "1, 2, ..." 表示提供於該住宅單位內的裝置數量。
3. 說明表所顯示的燈掣數量是表示燈掣面板的數量。

Schedule of Mechanical & Electrical Provisions of Residential Units 住宅單位機電裝置數量說明表

Tower 1 第一座

Location 位置		2/F, 3/F, 5/F - 8/F 2 樓、3 樓、5 樓至 8 樓		9/F & 10/F 9 樓及 10 樓	
		Unit 單位		Unit 單位	
		A	B	A (Duplex) (複式)	B (Duplex) (複式)
Master Bathroom 主人浴室	Gas Water Heater Remote Control 煤氣熱水爐溫度控制	1	1	1	1
	Electric Water Heater Remote Control 電熱水爐溫度控制	-	-	-	-
	Fused Connection Unit 裝有熔斷器接線電掣	1	1	1	1
	Single Socket Outlet 單位插座	2	2	2	2
	Lighting Point 燈位	9	9	9	8
Bathroom 2 浴室 2	Fused Connection Unit 裝有熔斷器接線電掣	1	1	1	1
	Single Socket Outlet 單位插座	1	1	1	1
	Lighting Point 燈位	3	3	3	3
	Gas Water Heater Remote Control 煤氣熱水爐溫度控制	1	1	-	-
	Electric Water Heater Remote Control 電熱水爐溫度控制	-	-	1	1
Bathroom 3 浴室 3	Electric Water Heater Remote Control 電熱水爐溫度控制	1	1	-	-
	Gas Water Heater Remote Control 煤氣熱水爐溫度控制	-	-	1	1
	Fused Connection Unit 裝有熔斷器接線電掣	1	1	1	1
	Single Socket Outlet 單位插座	1	1	1	1
	Lighting Point 燈位	3	3	3	3
Bathroom 4 浴室 4	Gas Water Heater Remote Control 煤氣熱水爐溫度控制	-	-	1	1
	Fused Connection Unit 裝有熔斷器接線電掣	-	-	1	1
	Single Socket Outlet 單位插座	-	-	1	1
	Lighting Point 燈位	-	-	3	3

Notes :
1. The symbol “-” as shown in the above table denotes “Not provided or “Not applicable”.
2. “1, 2, ...”denotes the quantity of such provision(s) provided in the residential unit.
3. The quantity of the lighting switch shown in the schedule denotes the quantity of switch faceplate.

備註：
1. 上表 "-" 代表不提供或不適用。
2. "1, 2, ..." 表示提供於該住宅單位內的裝置數量。
3. 說明表所顯示的燈掣數量是表示燈掣面板的數量。

Schedule of Mechanical & Electrical Provisions of Residential Units 住宅單位機電裝置數量說明表

Tower 1 第一座

Location 位置		2/F, 3/F, 5/F - 8/F 2 樓、3 樓、5 樓至 8 樓		9/F & 10/F 9 樓及 10 樓	
		Unit 單位		Unit 單位	
		A	B	A (Duplex) (複式)	B (Duplex) (複式)
Bathroom 5 浴室 5	Gas Water Heater Remote Control 煤氣熱水爐溫度控制	-	-	1	1
	Fused Connection Unit 裝有熔斷器接線電掣	-	-	1	1
	Single Socket Outlet 單位插座	-	-	1	1
	Lighting Point 燈位	-	-	3	3
Lavatory 洗手間	Single Socket Outlet 單位插座	-	-	-	-
	Lighting Point 燈位	1	1	1	1
Powder room 化妝間	Fused Connection Unit 裝有熔斷器接線電掣	-	-	1	1
	Single Socket Outlet 單位插座	-	-	1	1
	Lighting Point 燈位	-	-	2	2
Kitchen 廚房	Twin Socket Outlet 雙位插座	2	2	2	2
	Single Socket Outlet 單位插座	1	1	1	1
	Door Bell 門鈴	1	1	1	1
	Door Phone 對講機	1	1	1	1
	Lighting Point 燈位	7	(2/F, 5/F - 8/F) (2 樓、5 樓至 8 樓) 7 (3/F) (3 樓) 9	8	8
	Washing Machine Connection Point (Water Inlet & Outlet) 洗衣機接駁點 (來水位及去水位)	1	1	1	1

Notes :
1. The symbol “-” as shown in the above table denotes “Not provided or “Not applicable”.
2. “1, 2, ...”denotes the quantity of such provision(s) provided in the residential unit.
3. The quantity of the lighting switch shown in the schedule denotes the quantity of switch faceplate.

備註：
1. 上表 "-" 代表不提供或不適用。
2. "1, 2, ..." 表示提供於該住宅單位內的裝置數量。
3. 說明表所顯示的燈掣數量是表示燈掣面板的數量。

Schedule of Mechanical & Electrical Provisions of Residential Units 住宅單位機電裝置數量說明表

Tower 1 第一座

Location 位置		2/F, 3/F, 5/F - 8/F 2 樓、3 樓、5 樓至 8 樓		9/F & 10/F 9 樓及 10 樓	
		Unit 單位		Unit 單位	
		A	B	A (Duplex) (複式)	B (Duplex) (複式)
Store 儲物房	Twin Socket Outlet 雙位插座	1	1	1	1
	Switch for Exhaust Fan & Water Heater 抽氣扇及熱水爐開關掣	1	1	1	1
	Lighting Switch 燈掣	2	2	1	1
	Lighting Point 燈位	1	1	1	1
	Miniature Circuit Breakers Board 總電掣箱	1	1	1	1
	Single Socket Outlet 單位插座	1	1	1	1
Stair 樓梯	Lighting Switch 燈掣	-	-	6	6
	Lighting Point 燈位	-	-	4	4
Balcony 露台	Lighting Point 燈位	1	1	1	1
Utility Platform 工作平台	Lighting Point 燈位	1	1	1	1
Master Bedroom Flat Roof 主人睡房平台	Lighting Point 燈位	-	-	1	1
Flat Roof / Swimming Pool 平台 / 泳池	Single Socket Outlet 單位插座	-	-	2	-
	Isolator Switch for Swimming Panel 泳池總掣隔離開關掣	-	-	1	-
Flat Roof / Jacuzzi 平台 / 按摩池	Single Socket Outlet 單位插座	-	-	-	2
	Isolator Switch for Jacuzzi Panel 按摩池總掣隔離開關掣	-	-	-	1
Roof 天台	Single Socket Outlet 單位插座	-	-	3	3
	Lighting Point 燈位	-	-	19	19

Notes :
1. The symbol “-” as shown in the above table denotes “Not provided or “Not applicable”.
2. “1, 2, ...”denotes the quantity of such provision(s) provided in the residential unit.
3. The quantity of the lighting switch shown in the schedule denotes the quantity of switch faceplate.

備註：
1. 上表 "-" 代表不提供或不適用。
2. "1, 2, ..." 表示提供於該住宅單位內的裝置數量。
3. 說明表所顯示的燈掣數量是表示燈掣面板的數量。

Schedule of Mechanical & Electrical Provisions of Residential Units 住宅單位機電裝置數量說明表

Tower 2 第二座

Location 位置		3/F, 5/F - 9/F 3 樓、5 樓至 9 樓			3/F & 5/F, 6/F & 7/F, 8/F & 9/F 3 樓及 5 樓、6 樓及 7 樓、8 樓及 9 樓	10/F & 11/F 10 樓及 11 樓	
		Unit 單位			Unit 單位	Unit 單位	
		A		C	B (Duplex) （複式）	A (Duplex) （複式）	B (Duplex) （複式）
		3/F, 5/F - 7/F, 9/F 3 樓、5 樓至 7 樓、9 樓	8/F 8 樓				
Main Entrance 大門入口	Door Bell Push Button 門鈴按鈕	1	1	1	1	1	1
Living / Dining Room and Corridor 客廳 / 飯廳及走廊	TV/FM Outlet 電視機 / 電台天線插座	2	2	2	2	2	2
	Telephone Outlet 電話插座	2	2	2	2	2	2
	Data Outlet 數據位	2	2	2	2	2	2
	Single Socket Outlet 單位插座	-	1	-	-	1	-
	Twin Socket Outlet 雙位插座	2	3	4	4	3	3
	Switch for Indoor A/C Unit 室內空調開關掣	3	3	2	2	4	3
	Lighting Switch 燈掣	7	7	5	4	9	5
	Switch for Thermo Ventilator 浴室換氣暖風機開關掣	-	-	1	-	-	-
	Switch for Exhaust Fan & Water Heater 抽氣扇及熱水爐開關掣	2	2	2	1	2	2
	Switch for Swimming Pool Plant 泳池開關掣	-	-	-	-	1	-
	Lighting Point 燈位	(3/F, 5/F - 7/F) (3 樓、5 樓至 7 樓) 8 (9/F) (9 樓) 11		27	3	3	8	4
	Video Door Phone 視像對講機	1	1	1	1	1	1

Notes :
1. The symbol “-” as shown in the above table denotes “Not provided or “Not applicable”.
2. “1, 2, ...”denotes the quantity of such provision(s) provided in the residential unit.
3. The quantity of the lighting switch shown in the schedule denotes the quantity of switch faceplate.

備註：
1. 上表 "-" 代表不提供或不適用。
2. "1, 2, ..." 表示提供於該住宅單位內的裝置數量。
3. 說明表所顯示的燈掣數量是表示燈掣面板的數量。

Schedule of Mechanical & Electrical Provisions of Residential Units 住宅單位機電裝置數量說明表

Tower 2 第二座

Location 位置		3/F, 5/F - 9/F 3 樓、5 樓至 9 樓			3/F & 5/F, 6/F & 7/F, 8/F & 9/F 3 樓及 5 樓、6 樓及 7 樓、8 樓及 9 樓	10/F & 11/F 10 樓及 11 樓	
		Unit 單位			Unit 單位	Unit 單位	
		A		C	B (Duplex) (複式)	A (Duplex) (複式)	B (Duplex) (複式)
		3/F, 5/F - 7/F, 9/F 3 樓、5 樓至 7 樓、9 樓	8/F 8 樓				
Corridor between Master Bedroom and Bedroom 3 主人睡房至睡房 3 之間的走廊	Single Socket Outlet 單位插座	-	-	-	-	1	1
	Switch for Thermo Ventilator 浴室換氣暖風機開關掣	-	-	-	1	-	-
	Switch for Water Heater & Exhaust Air Fan 熱水爐及抽氣扇開關掣	-	-	-	1	-	-
	Lighting Switch 燈掣	-	-	-	2	3	2
	Lighting Point 燈位	-	-	-	4	4	2
Master Bedroom 主人睡房	TV/FM Outlet 電視機 / 電台天線插座	1	1	1	1	2	2
	Telephone Outlet 電話插座	1	1	1	1	2	2
	Data Outlet 數據位	1	1	1	1	2	2
	Single Socket Outlet 單位插座	5	5	3	2	4	4
	Twin Socket Outlet 雙位插座	1	2	2	1	2	2
	Switch for Indoor A/C Unit 室內空調開關掣	-	-	1	1	2	2
	Switch for Thermo Ventilator 浴室換氣暖風機開關掣	-	-	-	-	-	-
	Switch for Exhaust Fan & Water Heater 抽氣扇及熱水爐開關掣	1	1	1	1	1	1
	Lighting Switch 燈掣	3	6	3	2	4	3
	Lighting Point 燈位	4	17	2	4	4	6
	Panic Alarm Button 緊急警報掣	1	1	1	1	1	1

Notes :
1. The symbol “-” as shown in the above table denotes “Not provided or “Not applicable”.
2. “1, 2, ...”denotes the quantity of such provision(s) provided in the residential unit.
3. The quantity of the lighting switch shown in the schedule denotes the quantity of switch faceplate.

備註：
1. 上表 "-" 代表不提供或不適用。
2. "1, 2, ..." 表示提供於該住宅單位內的裝置數量。
3. 說明表所顯示的燈掣數量是表示燈掣面板的數量。

Schedule of Mechanical & Electrical Provisions of Residential Units 住宅單位機電裝置數量說明表

Tower 2 第二座

Location 位置		3/F, 5/F - 9/F 3 樓、5 樓至 9 樓			3/F & 5/F, 6/F & 7/F, 8/F & 9/F 3 樓及 5 樓、6 樓及 7 樓、8 樓及 9 樓	10/F & 11/F 10 樓及 11 樓	
		Unit 單位			Unit 單位	Unit 單位	
		A		C	B (Duplex) (複式)	A (Duplex) (複式)	B (Duplex) (複式)
		3/F, 5/F - 7/F, 9/F 3 樓、5 樓至 7 樓、9 樓	8/F 8 樓				
Bedroom 2 睡房 2	TV/FM Outlet 電視機 / 電台天線插座	1	1	1	1	1	1
	Telephone Outlet 電話插座	1	1	1	1	1	1
	Data Outlet 數據位	1	1	1	1	1	1
	Single Socket Outlet 單位插座	3	2	3	2	3	2
	Twin Socket Outlet 雙位插座	1	3	1	1	1	2
	Switch for Indoor A/C Unit 室內空調開關掣	1	1	1	1	1	1
	Switch for Thermo Ventilator 浴室換氣暖風機開關掣	-	-	-	-	1	-
	Switch for Water Heater & Exhaust Air Fan 熱水爐及抽氣扇開關掣	-	-	-	-	1	1
	Lighting Switch 燈掣	1	2	1	1	2	2
	Lighting Point 燈位	1	11	1	1	2	1

Notes :
1. The symbol “-” as shown in the above table denotes “Not provided or “Not applicable”.
2. “1, 2, ...”denotes the quantity of such provision(s) provided in the residential unit.
3. The quantity of the lighting switch shown in the schedule denotes the quantity of switch faceplate.

備註：
1. 上表 "-" 代表不提供或不適用。
2. "1, 2, ..." 表示提供於該住宅單位內的裝置數量。
3. 說明表所顯示的燈掣數量是表示燈掣面板的數量。

Schedule of Mechanical & Electrical Provisions of Residential Units 住宅單位機電裝置數量說明表

Tower 2 第二座

Location 位置		3/F, 5/F - 9/F 3 樓、5 樓至 9 樓			3/F & 5/F, 6/F & 7/F, 8/F & 9/F 3 樓及 5 樓、6 樓及 7 樓、8 樓及 9 樓	10/F & 11/F 10 樓及 11 樓	
		Unit 單位			Unit 單位	Unit 單位	
		A		C	B (Duplex) (複式)	A (Duplex) (複式)	B (Duplex) (複式)
		3/F, 5/F - 7/F, 9/F 3 樓、5 樓至 7 樓、9 樓	8/F 8 樓				
Bedroom 3 睡房 3	TV/FM Outlet 電視機 / 電台天線插座	1	1	1	1	1	1
	Telephone Outlet 電話插座	1	1	1	1	1	1
	Data Outlet 數據位	1	1	1	1	1	1
	Single Socket Outlet 單位插座	3	4	2	2	3	3
	Twin Socket Outlet 雙位插座	1	1	1	1	1	1
	Switch for Indoor A/C Unit 室內空調開關掣	1	1	1	1	1	2
	Switch for Thermo Ventilator 浴室換氣暖風機開關掣	1	1	-	-	-	1
	Switch for Exhaust Fan & Water Heater 抽氣扇及熱水爐開關掣	1	1	-	-	1	1
	Lighting Switch 燈掣	2	1	1	2	3	2
	Lighting Point 燈位	(3/F, 5/F - 7/F) (3 樓、5 樓至 7 樓) 1	13	1	1	2	2
		(9/F) (9 樓) 2					

Notes :
1. The symbol "-" as shown in the above table denotes "Not provided or "Not applicable".
2. "1, 2, ..."denotes the quantity of such provision(s) provided in the residential unit.
3. The quantity of the lighting switch shown in the schedule denotes the quantity of switch faceplate.

備註：
1. 上表 "-" 代表不提供或不適用。
2. "1, 2, ..." 表示提供於該住宅單位內的裝置數量。
3. 說明表所顯示的燈掣數量是表示燈掣面板的數量。

Schedule of Mechanical & Electrical Provisions of Residential Units 住宅單位機電裝置數量說明表

Tower 2 第二座

Location 位置		3/F, 5/F - 9/F 3 樓、5 樓至 9 樓			3/F & 5/F, 6/F & 7/F, 8/F & 9/F 3 樓及 5 樓、6 樓及 7 樓、8 樓及 9 樓	10/F & 11/F 10 樓及 11 樓	
		Unit 單位			Unit 單位	Unit 單位	
		A		C	B (Duplex) （複式）	A (Duplex) （複式）	B (Duplex) （複式）
		3/F, 5/F - 7/F, 9/F 3 樓、5 樓至 7 樓、9 樓	8/F 8 樓				
Bedroom 4 睡房 4	TV/FM Outlet 電視機 / 電台天線插座	1	1	1	-	1	1
	Telephone Outlet 電話插座	1	1	1	-	1	1
	Data Outlet 數據位	1	1	1	-	1	1
	Single Socket Outlet 單位插座	3	1	2	-	3	4
	Twin Socket Outlet 雙位插座	1	1	1	-	1	1
	Switch for Indoor A/C Unit 室內空調開關掣	1	1	1	-	1	1
	Lighting Switch 燈掣	1	1	2	-	2	2
	Lighting Point 燈位	1	10	(3/F, 5/F - 8/F) (3 樓、5 樓至 8 樓) 3 (9/F) (9 樓) 2	-	3	2
	Switch for Water Heater & Exhaust Air Fan 熱水爐及抽氣扇開關掣	-	-	1	-	1	1
Master Bathroom 主人浴室	Gas Water Heater Remote Control 煤氣熱水爐溫度控制	1	1	(3/F) (3 樓) - (5/F - 9/F) (5 樓至 9 樓) 1	-	1	1
	Electric Water Heater Remote Control 電熱水爐溫度控制	-	-	(3/F) (3 樓) 1 (5/F - 9/F) (5 樓至 9 樓) -	1	-	-
	Fused Connection Unit 裝有熔斷器接線電掣	1	1	1	1	1	1
	Single Socket Outlet 單位插座	1	1	1	1	2	2
	Lighting Point 燈位	5	5	5	5	9	9

Notes :
1. The symbol “-” as shown in the above table denotes “Not provided or “Not applicable”.
2. “1, 2, ...”denotes the quantity of such provision(s) provided in the residential unit.
3. The quantity of the lighting switch shown in the schedule denotes the quantity of switch faceplate.

備註：
1. 上表 "-" 代表不提供或不適用。
2. "1, 2, ..." 表示提供於該住宅單位內的裝置數量。
3. 說明表所顯示的燈掣數量是表示燈掣面板的數量。

Schedule of Mechanical & Electrical Provisions of Residential Units 住宅單位機電裝置數量說明表

Tower 2 第二座

Location 位置		3/F, 5/F - 9/F 3 樓、5 樓至 9 樓			3/F & 5/F, 6/F & 7/F, 8/F & 9/F 3 樓及 5 樓、6 樓及 7 樓、8 樓及 9 樓	10/F & 11/F 10 樓及 11 樓	
		Unit 單位			Unit 單位	Unit 單位	
		A		C	B (Duplex) （複式）	A (Duplex) （複式）	B (Duplex) （複式）
		3/F, 5/F - 7/F, 9/F 3 樓、5 樓至 7 樓、9 樓	8/F 8 樓				
Bathroom 2 浴室 2	Gas Water Heater Remote Control 煤氣熱水爐溫度控制	1	1	(3/F) (3 樓) - (5/F - 9/F) (5 樓至 9 樓) 1	-	-	-
	Electric Water Heater Remote Control 電熱水爐溫度控制	-	-	(3/F) (3 樓) 1 (5/F - 9/F) (5 樓至 9 樓) -	1	1	1
	Fused Connection Unit 裝有熔斷器接線電掣	1	1	1	1	1	1
	Single Socket Outlet 單位插座	1	1	1	1	1	1
	Lighting Point 燈位	3	3	3	3	3	3
Bathroom 3 浴室 3	Gas Water Heater Remote Control 煤氣熱水爐溫度控制	1	1	-	-	1	1
	Electric Water Heater Remote Control 電熱水爐溫度控制	-	-	1	-	-	-
	Fused Connection Unit 裝有熔斷器接線電掣	1	1	1	-	1	1
	Single Socket Outlet 單位插座	1	1	1	-	1	1
	Lighting Point 燈位	3	3	3	-	3	3

Notes :
1. The symbol “-” as shown in the above table denotes “Not provided or “Not applicable”.
2. “1, 2, ...”denotes the quantity of such provision(s) provided in the residential unit.
3. The quantity of the lighting switch shown in the schedule denotes the quantity of switch faceplate.

備註：
1. 上表 "-" 代表不提供或不適用。
2. "1, 2, ..." 表示提供於該住宅單位內的裝置數量。
3. 說明表所顯示的燈掣數量是表示燈掣面板的數量。

Schedule of Mechanical & Electrical Provisions of Residential Units 住宅單位機電裝置數量說明表

Tower 2 第二座

Location 位置		3/F, 5/F - 9/F 3 樓、5 樓至 9 樓			3/F & 5/F, 6/F & 7/F, 8/F & 9/F 3 樓及 5 樓、6 樓及 7 樓、8 樓及 9 樓	10/F & 11/F 10 樓及 11 樓	
		Unit 單位			Unit 單位	Unit 單位	
		A		C	B (Duplex) (複式)	A (Duplex) (複式)	B (Duplex) (複式)
		3/F, 5/F - 7/F, 9/F 3 樓、5 樓至 7 樓、9 樓	8/F 8 樓				
Bathroom 4 浴室 4	Gas Water Heater Remote Control 煤氣熱水爐溫度控制	-	-	-	-	-	-
	Electric Water Heater Remote Control 電熱水爐溫度控制	-	-	-	-	1	1
	Fused Connection Unit 裝有熔斷器接線電掣	-	-	-	-	1	1
	Single Socket Outlet 單位插座	-	-	-	-	1	1
	Lighting Point 燈位	-	-	-	-	3	4
Lavatory 洗手間	Lighting Point 燈位	1	1	1	1	1	1
Powder room 化妝室	Single Socket Outlet 單位插座	-	-	-	-	1	1
	Fused Connection Unit 裝有熔斷器接線電掣	-	-	-	1	1	1
	Lighting Point 燈位	-	-	-	2	1	2
Store 1 (Outside Powder Room) 儲物房 1 (化妝室外)	Switch for Exhaust Fan & Water Heater 抽氣扇及熱水爐開關掣	-	-	-	1	-	-
	Single Socket Outlet 單位插座	-	-	-	1	-	-
	Lighting Switch 燈掣	-	-	-	1	-	-
	Lighting Point 燈位	-	-	-	1	-	-
Store (Under Stair) 儲物房 (樓梯底)	Lighting Switch 燈掣	-	-	-	1	-	1
	Lighting Point 燈位	-	-	-	1	-	1

Notes :
1. The symbol “-” as shown in the above table denotes “Not provided or “Not applicable”.
2. “1, 2, ...”denotes the quantity of such provision(s) provided in the residential unit.
3. The quantity of the lighting switch shown in the schedule denotes the quantity of switch faceplate.

備註：
1. 上表 "-" 代表不提供或不適用。
2. "1, 2, ..." 表示提供於該住宅單位內的裝置數量。
3. 說明表所顯示的燈掣數量是表示燈掣面板的數量。

Schedule of Mechanical & Electrical Provisions of Residential Units 住宅單位機電裝置數量說明表

Tower 2 第二座

Location 位置		3/F, 5/F - 9/F 3 樓、5 樓至 9 樓			3/F & 5/F, 6/F & 7/F, 8/F & 9/F 3 樓及 5 樓、6 樓及 7 樓、8 樓及 9 樓	10/F & 11/F 10 樓及 11 樓	
		Unit 單位			Unit 單位	Unit 單位	
		A		C	B (Duplex) (複式)	A (Duplex) (複式)	B (Duplex) (複式)
		3/F, 5/F - 7/F, 9/F 3 樓、5 樓至 7 樓、9 樓	8/F 8 樓				
Kitchen 廚房	Twin Socket Outlet 雙位插座	2	2	2	2	2	2
	Door Bell 門鈴	1	1	1	1	1	1
	Door Phone 對講機	1	1	1	1	1	1
	Lighting Switch 燈掣	-	-	-	-	-	1
	Lighting Point 燈位	7	8	4	3	8	8
	Washing Machine Connection Point (Water Inlet & Outlet) 洗衣機接駁點 (來水位及去水位)	1	1	1	1	1	1
Store 儲物房	Single Socket Outlet 單位插座	1	1	1	1	1	-
	Twin Socket Outlet 雙位插座	1	1	1	1	1	1
	Switch for Exhaust Fan & Water Heater 抽氣扇及熱水爐開關掣	1	1	1	1	1	1
	Switch for Indoor A/C Unit 室內空調開關掣	-	-	-	1	-	-
	Lighting Switch 燈掣	2	2	1	1	1	2
	Lighting Point 燈位	1	1	1	2	1	1
	Miniature Circuit Breakers Board 總電掣箱	1	1	1	1	1	1
Stair 樓梯	Lighting Switch 燈掣	-	-	-	2	3	6
	Lighting Point 燈位	-	-	-	1	2	2
Balcony 露台	Lighting Point 燈位	1	1	1	1	1	-
Utility Platform 工作平台	Lighting Point 燈位	1	1	1	1	1	-

Notes :
1. The symbol “-” as shown in the above table denotes “Not provided or “Not applicable”.
2. “1, 2, ...”denotes the quantity of such provision(s) provided in the residential unit.
3. The quantity of the lighting switch shown in the schedule denotes the quantity of switch faceplate.

備註：
1. 上表 "-" 代表不提供或不適用。
2. "1, 2, ..." 表示提供於該住宅單位內的裝置數量。
3. 說明表所顯示的燈掣數量是表示燈掣面板的數量。

Schedule of Mechanical & Electrical Provisions of Residential Units 住宅單位機電裝置數量說明表

Tower 2 第二座

Location 位置		3/F, 5/F - 9/F 3 樓、5 樓至 9 樓			3/F & 5/F, 6/F & 7/F, 8/F & 9/F 3 樓及 5 樓、6 樓及 7 樓、8 樓及 9 樓	10/F & 11/F 10 樓及 11 樓	
		Unit 單位			Unit 單位	Unit 單位	
		A		C	B (Duplex) (複式)	A (Duplex) (複式)	B (Duplex) (複式)
		3/F, 5/F - 7/F, 9/F 3 樓、5 樓至 7 樓、9 樓	8/F 8 樓				
Flat Roof outside Master Bathroom 主人浴室外平台	Single Socket Outlet 單位插座	-	-	-	-	1	-
	Lighting Point 燈位	-	-	-	-	1	1
Master Bedroom Flat Roof 主人睡房平台	Single Socket Outlet 單位插座	-	-	-	-	-	-
	Lighting Point 燈位	-	-	-	-	1	1
Flat Roof / Swimming Pool 平台 / 泳池	Single Socket Outlet 單位插座	-	-	-	-	-	-
	Lighting Point 燈位	-	-	-	-	-	-
Roof 天台	Single Socket Outlet 單位插座	-	-	-	-	3	3
	Lighting Point 燈位	-	-	-	-	18	18
Flat Roof outside Living / Dining Room 客廳 / 飯廳外平台	Single Socket Outlet 單位插座	-	-	-	-	-	1
	Lighting Point 燈位	-	-	-	-	-	1
Flat Roof outside Kitchen 廚房外平台	Lighting Point 燈位	-	-	-	-	-	1

Notes :
1. The symbol “-” as shown in the above table denotes “Not provided or “Not applicable”.
2. “1, 2, ...”denotes the quantity of such provision(s) provided in the residential unit.
3. The quantity of the lighting switch shown in the schedule denotes the quantity of switch faceplate.

備註：
1. 上表 "-" 代表不提供或不適用。
2. "1, 2, ..." 表示提供於該住宅單位內的裝置數量。
3. 說明表所顯示的燈掣數量是表示燈掣面板的數量。

Schedule of Mechanical & Electrical Provisions of Residential Units 住宅單位機電裝置數量說明表

Tower 3 第三座

Location 位置		3/F, 5/F - 8/F 3 樓、5 樓至 8 樓	3/F & 5/F, 6/F & 7/F, 8/F & 9/F 3 樓及 5 樓、6 樓及 7 樓、8 樓及 9 樓	3/F, 5/F - 9/F 3 樓、5 樓至 9 樓	9/F & 10/F 9 樓及 10 樓	10/F 10 樓
		Unit 單位	Unit 單位	Unit 單位	Unit 單位	Unit 單位
		A	B (Duplex) (複式)	C	A (Duplex) (複式)	B
Main Entrance 大門入口	Door Bell Push Button 門鈴按鈕	1	1	1	1	1
Living / Dining Room and Corridor 客廳 / 飯廳及走廊	TV/FM Outlet 電視 / 電台天線插座	2	2	2	2	2
	Telephone Outlet 電話插座	2	2	2	2	2
	Data Outlet 數據位	2	2	2	2	2
	Single Socket Outlet 單位插座	-	-	-	-	-
	Twin Socket Outlet 雙位插座	2	4	4	4	4
	Switch for Indoor A/C Unit 室內空調開關掣	3	2	2	3	3
	Switch for Exhaust Fan & Water Heater 抽氣扇及熱水爐開關掣	2	1	2	2	2
	Lighting Switch 燈掣	7	4	5	7	6
	Lighting Point 燈位	8	3	3	7	4
	Video Door Phone 視像對講機	1	1	1	1	1
	Switch for Swimming Pool Plant 泳池開關掣	-	-	-	-	1

Notes :
1. The symbol “-” as shown in the above table denotes “Not provided or “Not applicable”.
2. “1, 2, ...”denotes the quantity of such provision(s) provided in the residential unit.
3. The quantity of the lighting switch shown in the schedule denotes the quantity of switch faceplate.

備註：
1. 上表 "-" 代表不提供或不適用。
2. "1, 2, ..." 表示提供於該住宅單位內的裝置數量。
3. 說明表所顯示的燈掣數量是表示燈掣面板的數量。

Schedule of Mechanical & Electrical Provisions of Residential Units 住宅單位機電裝置數量說明表

Tower 3 第三座

Location 位置		3/F, 5/F - 8/F 3 樓、5 樓至 8 樓	3/F & 5/F, 6/F & 7/F, 8/F & 9/F 3 樓及 5 樓、6 樓及 7 樓、8 樓及 9 樓	3/F, 5/F - 9/F 3 樓、5 樓至 9 樓	9/F & 10/F 9 樓及 10 樓	10/F 10 樓
		Unit 單位	Unit 單位	Unit 單位	Unit 單位	Unit 單位
		A	B (Duplex) (複式)	C	A (Duplex) (複式)	B
Master Bedroom 主人睡房	TV/FM Outlet 電視機 / 電台天線插座	1	1	1	2	2
	Telephone Outlet 電話插座	1	1	1	2	2
	Data Outlet 數據位	1	1	1	2	2
	Single Socket Outlet 單位插座	5	2	3	4	3
	Twin Socket Outlet 雙位插座	1	1	2	2	2
	Switch for Indoor A/C Unit 室內空調開關掣	-	1	1	2	2
	Switch for Exhaust Fan & Water Heater 抽氣扇及熱水爐開關掣	1	1	1	1	1
	Lighting Switch 燈掣	3	1	3	3	3
	Lighting Point 燈位	4	(3/F & 5/F, 6/F & 7/F) (3 樓及 5 樓、6 樓及 7 樓) 4	(3/F, 5/F - 8/F) (3 樓、5 樓至 8 樓) 2	4	2
			(8/F & 9/F) (8 樓及 9 樓) 5	(9/F) (9 樓) 4		
	Panic Alarm Button 緊急警報掣	1	1	1	1	1

Notes :
1. The symbol “-” as shown in the above table denotes “Not provided or “Not applicable”.
2. “1, 2, ...”denotes the quantity of such provision(s) provided in the residential unit.
3. The quantity of the lighting switch shown in the schedule denotes the quantity of switch faceplate.

備註：
1. 上表 "-" 代表不提供或不適用。
2. "1, 2, ..." 表示提供於該住宅單位內的裝置數量。
3. 說明表所顯示的燈掣數量是表示燈掣面板的數量。

Schedule of Mechanical & Electrical Provisions of Residential Units 住宅單位機電裝置數量說明表

Tower 3 第三座

Location 位置		3/F, 5/F - 8/F 3 樓、5 樓至 8 樓	3/F & 5/F, 6/F & 7/F, 8/F & 9/F 3 樓及 5 樓、6 樓及 7 樓、8 樓及 9 樓	3/F, 5/F - 9/F 3 樓、5 樓至 9 樓	9/F & 10/F 9 樓及 10 樓	10/F 10 樓
		Unit 單位	Unit 單位	Unit 單位	Unit 單位	Unit 單位
		A	B (Duplex) (複式)	C	A (Duplex) (複式)	B
Bedroom 2 睡房 2	TV/FM Outlet 電視機 / 電台天線插座	1	1	1	1	1
	Telephone Outlet 電話插座	1	1	1	1	1
	Data Outlet 數據位	1	1	1	1	1
	Single Socket Outlet 單位插座	3	2	3	3	3
	Twin Socket Outlet 雙位插座	1	1	1	1	1
	Switch for Indoor A/C Unit 室內空調開關掣	1	1	1	1	1
	Switch for Exhaust Fan & Water Heater 抽氣扇及熱水爐開關掣	-	-	-	1	-
	Lighting Switch 燈掣	1	1	1	2	1
	Lighting Point 燈位	1	1	(3/F, 5/F - 8/F) (3 樓、5 樓至 8 樓) 1 (9/F) (9 樓) 2	1	1

Notes :
1. The symbol “-” as shown in the above table denotes “Not provided or “Not applicable”.
2. “1, 2, ...”denotes the quantity of such provision(s) provided in the residential unit.
3. The quantity of the lighting switch shown in the schedule denotes the quantity of switch faceplate.

備註：
1. 上表 "-" 代表不提供或不適用。
2. "1, 2, ..." 表示提供於該住宅單位內的裝置數量。
3. 說明表所顯示的燈掣數量是表示燈掣面板的數量。

Schedule of Mechanical & Electrical Provisions of Residential Units 住宅單位機電裝置數量說明表

Tower 3 第三座

Location 位置		3/F, 5/F - 8/F 3 樓、5 樓至 8 樓	3/F & 5/F, 6/F & 7/F, 8/F & 9/F 3 樓及 5 樓、6 樓及 7 樓、8 樓及 9 樓	3/F, 5/F - 9/F 3 樓、5 樓至 9 樓	9/F & 10/F 9 樓及 10 樓	10/F 10 樓
		Unit 單位	Unit 單位	Unit 單位	Unit 單位	Unit 單位
		A	B (Duplex) （複式）	C	A (Duplex) （複式）	B
Bedroom 3 睡房 3	TV/FM Outlet 電視機 / 電台天線插座	1	1	1	1	1
	Telephone Outlet 電話插座	1	1	1	1	1
	Data Outlet 數據位	1	1	1	1	1
	Single Socket Outlet 單位插座	3	2	2	3	3
	Twin Socket Outlet 雙位插座	1	1	1	1	1
	Switch for Indoor A/C Unit 室內空調開關掣	1	1	1	1	1
	Switch for Exhaust Fan & Water Heater 抽氣扇及熱水爐開關掣	1	-	-	1	1
	Lighting Switch 燈掣	2	2	1	2	2
	Lighting Point 燈位	1	1	(3/F, 5/F - 8/F) (3 樓、5 樓至 8 樓) 1 (9/F) (9 樓) 4	2	2
	Switch for Thermo Ventilator 浴室換氣暖風機開關掣	1	-	-	1	1
Bedroom 4 睡房 4	TV/FM Outlet 電視機 / 電台天線插座	1	-	1	1	-
	Telephone Outlet 電話插座	1	-	1	1	-
	Data Outlet 數據位	1	-	1	1	-
	Single Socket Outlet 單位插座	3	-	2	4	-
	Twin Socket Outlet 雙位插座	1	-	1	1	-
	Switch for Indoor A/C Unit 室內空調開關掣	1	-	1	1	-
	Switch for Exhaust Fan & Water Heater 抽氣扇及熱水爐開關掣	-	-	1	1	-
	Lighting Switch 燈掣	1	-	2	2	-
	Lighting Point 燈位	1	-	3	3	-

Notes :
1. The symbol “-” as shown in the above table denotes “Not provided or “Not applicable”.
2. “1, 2, ...”denotes the quantity of such provision(s) provided in the residential unit.
3. The quantity of the lighting switch shown in the schedule denotes the quantity of switch faceplate.

備註：
1. 上表 "-" 代表不提供或不適用。
2. "1, 2, ..." 表示提供於該住宅單位內的裝置數量。
3. 說明表所顯示的燈掣數量是表示燈掣面板的數量。

Schedule of Mechanical & Electrical Provisions of Residential Units 住宅單位機電裝置數量說明表

Tower 3 第三座

Location 位置		3/F, 5/F - 8/F 3 樓、5 樓至 8 樓	3/F & 5/F, 6/F & 7/F, 8/F & 9/F 3 樓及 5 樓、6 樓及 7 樓、8 樓及 9 樓	3/F, 5/F - 9/F 3 樓、5 樓至 9 樓	9/F & 10/F 9 樓及 10 樓	10/F 10 樓
		Unit 單位	Unit 單位	Unit 單位	Unit 單位	Unit 單位
		A	B (Duplex) (複式)	C	A (Duplex) (複式)	B
Master Bathroom 主人浴室	Town Gas Water Heater Remote Control 煤氣熱水爐溫度控制	1	-	1	1	-
	Electric Water Heater Remote Control 電熱水爐溫度控制	-	1	-	-	1
	Fused Connection Unit 裝有熔斷器接線電掣	1	1	1	1	1
	Single Socket Outlet 單位插座	1	1	1	2	2
	Lighting Point 燈位	5	5	5	10	8
Bathroom 2 浴室 2	Town Gas Water Heater Remote Control 煤氣熱水爐溫度控制	1	-	1	-	-
	Electric Water Heater Remote Control 電熱水爐溫度控制	-	1	-	1	1
	Fused Connection Unit 裝有熔斷器接線電掣	1	1	1	1	1
	Single Socket Outlet 單位插座	1	1	1	1	1
	Lighting Point 燈位	3	3	3	3	3
Bathroom 3 浴室 3	Town Gas Water Heater Remote Control 煤氣熱水爐溫度控制	1	-	-	-	-
	Electric Water Heater Remote Control 電熱水爐溫度控制	-	-	1	1	1
	Fused Connection Unit 裝有熔斷器接線電掣	1	-	1	1	1
	Single Socket Outlet 單位插座	1	-	1	1	1
	Lighting Point 燈位	3	-	3	3	3
Bathroom 4 浴室 4	Town Gas Water Heater Remote Control 煤氣熱水爐溫度控制	-	-	-	-	-
	Electric Water Heater Remote Control 電熱水爐溫度控制	-	-	-	1	-
	Fused Connection Unit 裝有熔斷器接線電掣	-	-	-	1	-
	Single Socket Outlet 單位插座	-	-	-	1	-
	Lighting Point 燈位	-	-	-	3	-

Notes :
1. The symbol "-" as shown in the above table denotes "Not provided or "Not applicable".
2. "1, 2, ..."denotes the quantity of such provision(s) provided in the residential unit.
3. The quantity of the lighting switch shown in the schedule denotes the quantity of switch faceplate.

備註：
1. 上表 "-" 代表不提供或不適用。
2. "1, 2, ..." 表示提供於該住宅單位內的裝置數量。
3. 說明表所顯示的燈掣數量是表示燈掣面板的數量。

Schedule of Mechanical & Electrical Provisions of Residential Units 住宅單位機電裝置數量說明表

Tower 3 第三座

Location 位置		3/F, 5/F - 8/F 3 樓、5 樓至 8 樓	3/F & 5/F, 6/F & 7/F, 8/F & 9/F 3 樓及 5 樓、6 樓及 7 樓、8 樓及 9 樓	3/F, 5/F - 9/F 3 樓、5 樓至 9 樓	9/F & 10/F 9 樓及 10 樓	10/F 10 樓
		Unit 單位	Unit 單位	Unit 單位	Unit 單位	Unit 單位
		A	B (Duplex) (複式)	C	A (Duplex) (複式)	B
Lavatory 洗手間	Lighting Point 燈位	1	1	1	1	1
Powder room 化妝間	Single Socket Outlet 單位插座	-	1	-	1	-
	Fused Connection Unit 裝有熔斷器接線電掣	-	1	-	1	-
	Lighting Point 燈位	-	2	-	2	-
Kitchen 廚房	Twin Socket Outlet 雙位插座	2	2	2	2	2
	Single Socket Outlet 單位插座	-	-	-	1	-
	Door Bell 門鈴	1	1	1	1	1
	Door Phone 對講機	1	1	1	1	1
	Lighting Point 燈位	7	3	4	8	4
	Washing Machine Connection Point (Water Inlet & Outlet) 洗衣機接駁點(來水位及去水位)	1	1	1	1	1
Store 儲物房	Single Socket Outlet 單位插座	1	1	1	1	1
	Twin Socket Outlet 雙位插座	1	1	1	1	1
	Switch for Exhaust Fan & Water Heater 抽氣扇及熱水爐開關掣	1	1	1	1	1
	Switch for Indoor A/C Unit 室內空調開關掣	-	1	-	-	-
	Lighting Switch 燈掣	2	1	1	1	2
	Lighting Point 燈位	1	2	1	1	1
	Telephone Outlet 電話插座	-	-	-	-	-
	Miniature Circuit Breakers Board 總電掣箱	1	1	1	1	1
Corridor 走廊	Single Socket Outlet 單位插座	-	-	-	1	-
	Switch for Exhaust Fan & Water Heater 抽氣扇及熱水爐開關掣	-	1	-	-	-
	Switch for Thermo Ventilator 浴室換氣暖風機開關掣	-	1	-	-	-
	Lighting Switch 燈掣	-	2	-	1	-
	Lighting Point 燈位	-	4	-	3	-

Notes :
1. The symbol "-" as shown in the above table denotes "Not provided or "Not applicable".
2. "1, 2, ..."denotes the quantity of such provision(s) provided in the residential unit.
3. The quantity of the lighting switch shown in the schedule denotes the quantity of switch faceplate.

備註：
1. 上表 "-" 代表不提供或不適用。
2. "1, 2, ..." 表示提供於該住宅單位內的裝置數量。
3. 說明表所顯示的燈掣數量是表示燈掣面板的數量。

Schedule of Mechanical & Electrical Provisions of Residential Units 住宅單位機電裝置數量說明表

Tower 3 第三座

Location 位置		3/F, 5/F - 8/F 3 樓、5 樓至 8 樓	3/F & 5/F, 6/F & 7/F, 8/F & 9/F 3 樓及 5 樓、6 樓及 7 樓、8 樓及 9 樓	3/F, 5/F - 9/F 3 樓、5 樓至 9 樓	9/F & 10/F 9 樓及 10 樓	10/F 10 樓
		Unit 單位	Unit 單位	Unit 單位	Unit 單位	Unit 單位
		A	B (Duplex) (複式)	C	A (Duplex) (複式)	B
Stair 樓梯	Lighting Switch 燈掣	-	2	-	7	3
	Lighting Point 燈位	-	1	-	4	3
Balcony 露台	Lighting Point 燈位	1	1	1	1	-
Utility Platform 工作平台	Lighting Point 燈位	1	1	1	-	-
Flat Roof / Swimming Pool 平台 / 泳池	Single Socket Outlet 單位插座	-	-	-	-	-
	Lighting Point 燈位	-	-	-	-	1
Roof 天台	Single Socket Outlet 單位插座	-	-	-	3	3
	Lighting Point 燈位	-	-	-	19	18
Flat Roof 平台	Single Socket Outlet 單位插座	-	-	-	-	-
	Lighting Point 燈位	-	-	-	1	-
Flat Roof outside Master Bedroom 主人睡房外平台	Single Socket Outlet 單位插座	-	-	-	-	-
	Lighting Point 燈位	-	-	-	1	-
Store 1 (Outside Powder Room) 儲物房 1 (化妝室外)	Switch for Exhaust Fan & Water Heater 抽氣扇及熱水爐開關掣	-	1	-	-	-
	Single Socket Outlet 單位插座	-	1	-	-	-
	Lighting Switch 燈掣	-	1	-	-	-
	Lighting Point 燈位	-	1	-	-	-
Store (Under Stair) 儲物房 (樓梯底)	Lighting Switch 燈掣	-	1	-	-	1
	Lighting Point 燈位	-	1	-	-	1

Notes :
1. The symbol "-" as shown in the above table denotes "Not provided or "Not applicable".
2. "1, 2, ..."denotes the quantity of such provision(s) provided in the residential unit.
3. The quantity of the lighting switch shown in the schedule denotes the quantity of switch faceplate.

備註：
1. 上表 "-" 代表不提供或不適用。
2. "1, 2, ..." 表示提供於該住宅單位內的裝置數量。
3. 說明表所顯示的燈掣數量是表示燈掣面板的數量。

SERVICE AGREEMENTS

服務協議

Potable and flushing water is supplied by Water Supplies Department.
Electricity is supplied by CLP Power Hong Kong Limited.
Town gas is supplied by The Hong Kong and China Gas Company Limited.

食水及沖廁水由水務署供應。
電力由中華電力有限公司供應。
煤氣由香港中華煤氣有限公司供應。

GOVERNMENT RENT

地稅

The Vendor will pay or has paid (as the case may be) all outstanding Government rent in respect of the land on which the Development is in the course of being erected, from the date of the Government Grant up to and including the date of the respective assignment to the purchasers.

賣方將會或已支付（視情況而定）從批地文件日期起至包括與各買方訂立之物業轉讓契約的日期為止，就發展項目所興建於該地段的所有地租。

MISCELLANEOUS PAYMENTS BY PURCHASER

買方的雜項付款

1. On the delivery of the vacant possession of the residential property to the purchaser, the purchaser is liable to reimburse the owner for the deposits for water, electricity and gas.
2. On the delivery, the purchaser is not liable to pay to the owner a debris removal fee.

Note:

On delivery, the purchaser shall pay a debris removal fee to the manager (not the owner) of the Development under the deed of mutual covenant, and where the owner has paid that debris removal fee, the purchaser shall reimburse the owner for the same.

1. 在向買方交付住宅物業在空置情況下的管有權時，買方須負責向擁有人補還水、電力及氣體的按金。
2. 在交付時，買方不須向擁有人支付清理廢料的費用。

備註：

在交付時，買方須根據公契向發展項目的管理人（而非擁有人）支付清理廢料的費用，而如擁有人已支付清理廢料的費用，買方須向擁有人補還清理廢料的費用。

DEFECT LIABILITY WARRANTY PERIOD

欠妥之處的保養責任期

Defects liability warranty period for the residential property and the fittings, finishes and appliances as provided in the Agreement for Sale and Purchase is within six (6) months from the date of completion of the sale and purchase.

按買賣合約的規定，住宅物業及買賣合約所列出的裝置、裝修物料及設備之欠妥之處的保養責任期為住宅物業之成交日期起計六 (6) 個月內。

MAINTENANCE OF SLOPES

斜坡維修

1. The Land Grant requires the owners of the residential properties in the Development to maintain slope at their own cost. The relevant provisions are as follows :-

   (a) Special Condition No.(27)(a) of the Land Grant stipulates that :-

   "Where there is or has been any cutting away, removal or setting back of any land, or any building-up or filling-in or any slope treatment works of any kind whatsoever, whether with or without the prior written consent of the Director, either within the lot or on any Government land, which is or was done for the purpose of or in connection with the formation, levelling or development of the lot or any part thereof or any other works required to be done by the Purchaser under these Conditions, or for any other purpose, the Purchaser shall at his own expense carry out and construct such slope treatment works, retaining walls or other support, protection, drainage or ancillary or other works as shall or may then or at any time thereafter be necessary to protect and support such land within the lot and also any adjacent or adjoining Government or leased land and to obviate and prevent any falling away, landslip or subsidence occurring thereafter. The Purchaser shall at all times during the term hereby agreed to be granted maintain at his own expense the said land, slope treatment works, retaining walls or other support, protection, drainage or ancillary or other works in good and substantial repair and condition to the satisfaction of the Director."

   (b) Special Condition No.(31) of the Land Grant stipulates that :-

   "(a) The Purchaser shall at his own expense carry out and complete to the satisfaction of the Director such geotechnical investigations and such slope treatment, landslide preventive, mitigation and remedial works on the areas shown coloured green hatched black on the plan annexed hereto (hereinafter referred to as "the Green Hatched Black Area") as the Director in his absolute discretion may require and shall, at all times during the term hereby agreed to be granted, at his own expense, maintain in good and substantial repair and condition to the satisfaction of the Director the Green Hatched Black Area including all land, slope treatment works, earth retaining structures, drainage and any other works therein and thereon. In the event that any landslip, subsidence or falling away occurs within the Green Hatched Black Area at any time during the term hereby agreed to be granted, the Purchaser shall at his own expense reinstate and make good the same to the satisfaction of the Director together with any adjacent or adjoining areas which, in the opinion of the Director (whose decision shall be final and binding on the Purchaser), have also been affected. The Purchaser shall indemnify the Government, its agents and contractors against all claims, proceedings, costs, damages and expenses whatsoever incurred by reason of such landslip, subsidence or falling away. The Purchaser shall ensure at all times that there shall be no illegal excavation or dumping on the Green Hatched Black Area and, subject to the prior written approval of the Director, the Purchaser may erect fences or other barriers for the prevention of such illegal excavation or dumping. In addition to any other rights or remedies the Director may have in respect of any breach of these Conditions, the Director may at any time by notice in writing call upon the Purchaser to carry out such geotechnical investigations, slope treatment, landslip preventive, mitigation and remedial works and to maintain, reinstate and make good any land, structure or works affected by such landslip, subsidence or falling away, and if the Purchaser shall neglect or fail to comply with such notice to the satisfaction of the Director within the period specified therein, the Director may, after the expiry of such period, execute and carry out the required works and the Purchaser shall on demand repay to the Government the cost thereof.

   (b) Notwithstanding sub-clause (a) of this Special Condition, the obligations and rights of the Purchaser in respect of the Green Hatched Black Area or any part thereof under this Special Condition shall absolutely determine upon the Government giving the Purchaser notice to that effect, and no claim whatsoever shall be made against the Government or the Director or his or their duly authorized officers by the Purchaser in respect of any loss, damage or disturbance suffered or any expense incurred as a result of such determination. However, such determination shall be without prejudice to any rights or remedies of the Government in respect of any antecedent breach, non-performance or non-observance of sub-clause (a) of this Special Condition."

2. Each of the owners is obliged to contribute towards the costs of the maintenance work referred to above (hereinafter referred to as "such maintenance work").

3. The following plan shows the slope and any retaining wall or related structures constructed, or to be constructed, within or outside the land on which the development is situated which the owners shall maintain at their own costs :-

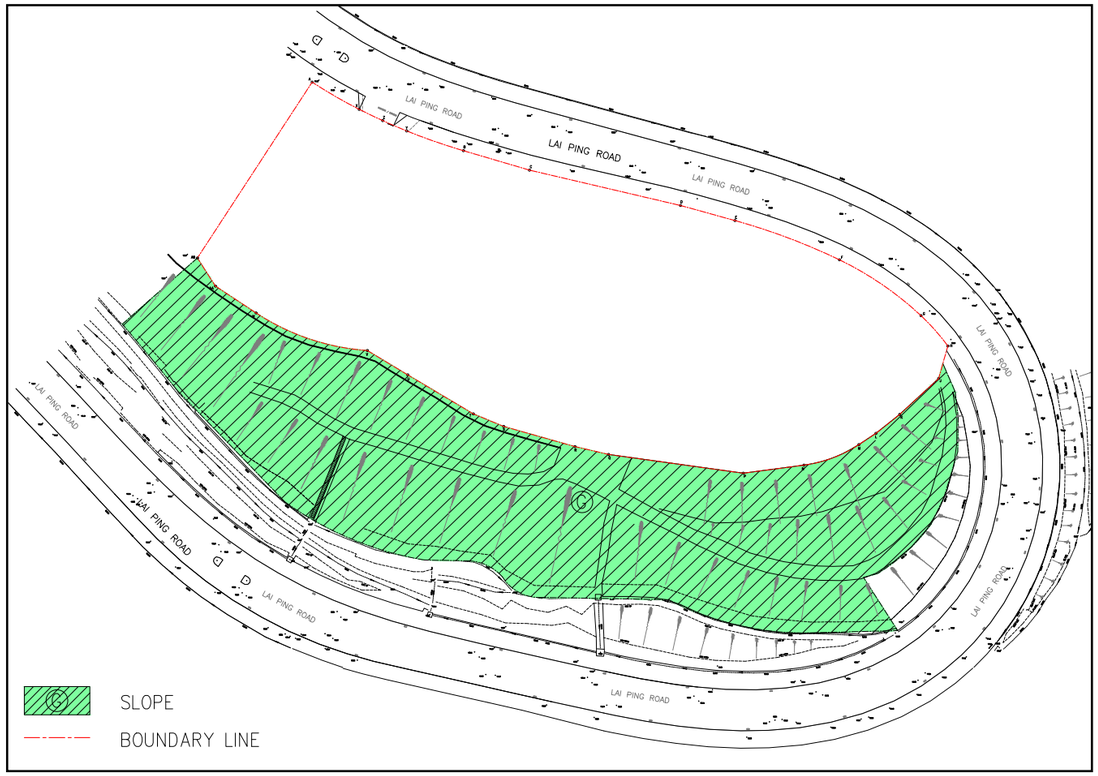

4. Under the deed of mutual covenant, the manager of the Development has the owners' authority to carry out such maintenance work.

MAINTENANCE OF SLOPES

斜坡維修

1. 批地文件規定，發展項目中的住宅物業的擁有人須自費維修斜坡，相關條文如下：

(a) 批地文件的特別批地條款第 (27)(a) 條規定：

「如果任何土地需要或已經被分割、移走或退讓或堆積或堆填或進行任何類型的斜坡護土工程，不論有否經署長預先書面同意，亦不論是在該地段或任何政府土地內，旨在構建、平整或開發該地段或其中任何部分或買方按該等條件需要進行的任何其他工程或作任何其他用途，買方須自行出資進行與修建該等斜坡處理工程、護土牆或其他承托物、保護物、排水或附屬工程或其後成為必要的其他工程，以便保護與承托該地段和任何毗鄰或毗連政府土地或出租土地內的泥土，避免與防止其後發生任何塌方、山泥傾瀉或地陷。買方須在批地文件授予的租期期間自行出資保養該土地、斜坡處理工程、護土牆或其他承托物、保護物、排水或附屬工程或其他工程，使其處於修繕妥當的狀態，使署長滿意。

(b) 批地文件的特別批地條款第 (31) 條規定：

「(a) 買方須對附錄於批地文件的圖則上用綠色加黑斜線顯示的區域（以下簡稱「綠色加黑斜線區域」）自費進行及完成土力勘測及按署長自行酌情要求的斜坡處理、預防山泥傾瀉、緩解及修補工程，使署長滿意，並在批地文件授予的租期期間，自費妥善保養綠色加黑斜線區域，包括一切土地、斜坡處理工程、護土構築物、排水渠及其內或其上的任何其他工程。若在批地文件授予的租期期間，綠色加黑斜線區域發生任何山泥傾瀉、地陷或塌方，買方須自費修復及彌補該區域及署長認為（有關決定為最終決定並約束買方）亦受影響的任何毗鄰或毗連區域，使署長滿意。買方須彌償政府、其代理人及承建商因上述山泥傾瀉、地陷及塌方而造成的一切索償、司法程序、費用、損害賠償及開支。買方須確保綠色加黑斜線區域在任何時候不得有任何非法挖掘或棄置垃圾。在署長的預先書面批准下，買方可搭建圍欄或其他障礙物，以防止非法挖掘或棄置垃圾。除署長對違反該等條款具有的任何其他權利或濟助外，署長可在任何時候以書面通知買方進行上述土力勘測、斜坡處理、預防山泥傾瀉、緩解及修補工程並保養、修復及彌補受到上述山泥傾瀉、地陷或塌方影響的任何土地、構築物或工程。如果買方在通知指定的時間內沒有理會或沒有執行該通知以使署長滿意，署長可在上述通知期結束後，展開與進行所要求的工程，而買方須在要求時付還有關費用予政府。

(b) 即使本特別批地條款第 (a) 分條另有規定，買方在本特別條款中對綠色加黑斜線區域或其中任何部分的權利及責任將在政府向買方發出相關通知後完全終止。買方不能對上述終止產生的任何損失、損害或侵擾向政府、署長或其正式授權的官員索取賠償。惟上述終止無損政府就任何先前違反、不遵守或不履行本特別批地條款第 (a) 分條而引起的任何權利或濟助。」

2. 每名擁有人均須分擔上述的維修工程（以下簡稱「該等維修工程」）的費用。

3. 以下圖則顯示該斜坡及已經或將會在該項目所位於的土地之內或之外建造的任何護土牆或有關構築物：

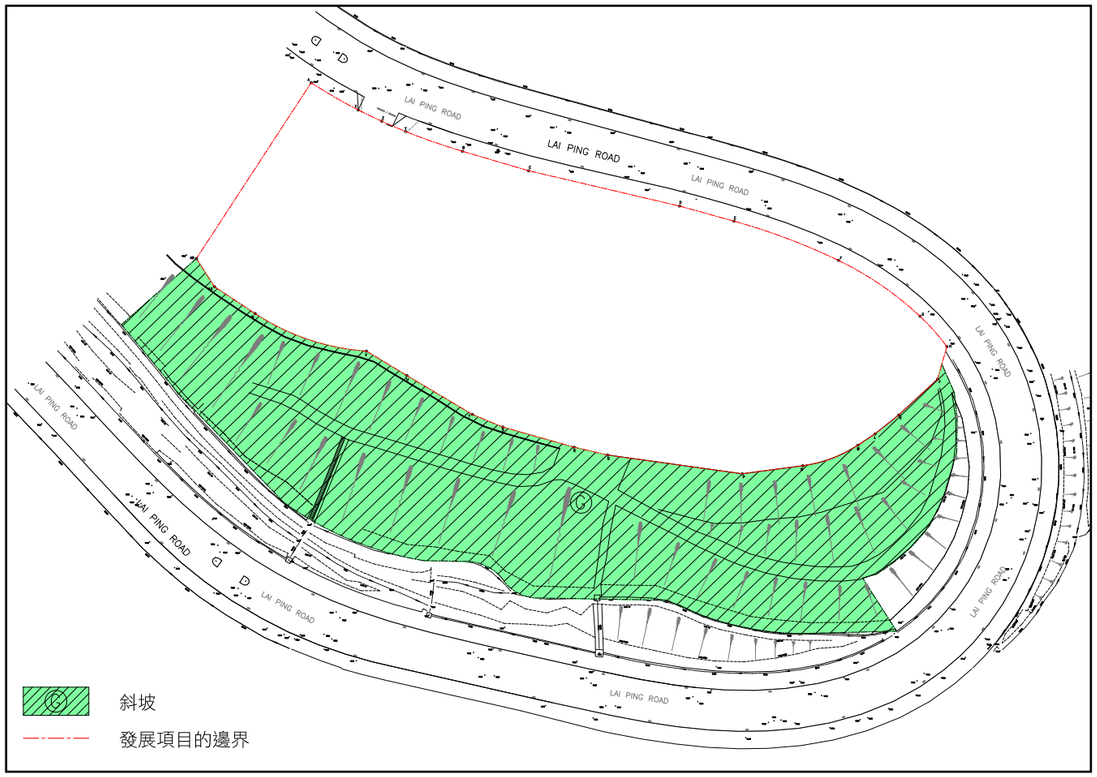

4. 根據公契，發展項目的管理人獲擁有人授權進行該等維修工程。

MODIFICATION

修訂

Not Applicable

不適用

RELEVANT INFORMATION

有關資料

1. During the necessary cleaning and maintenance of the external walls of Towers 1, 2 and 3 arranged by the Manager of the Development, the gondola will be operating in the air space outside the windows and above the gardens and flat roofs (if any) of the residential units in such Towers and land and occupy such flat roof(s) and / or gardens.

2. The fire alarm installed above the false ceiling in each private lift lobby of each of Units A and B on 2/F, 3/F, 5/F, 6/F, 7/F, 8/F and 9/F at Tower 1 is fire service installation which forms part of the common facilities and shall be subject to annual inspections.

   Any alteration / modification of such fire alarm(s) shall be carried out by registered fire services installation contractor(s), with the prior consent of the Property Manager.

   The owners of such Units may alter / modify the aforesaid false ceilings including the perforated covers at the private lift lobbies, provided that the minimum sound level of all such fire alarms shall comply with the requirement* as stipulated in the "Code of Practice for Minimum Fire Service Installations and Equipment and Inspection, Testing and Maintenance of Installations and Equipment (April 2012)" and /or any other requirements from time to time to be issued by Fire Services Department.

   *The minimum sound level of fire alarms measured at 3m from the inside of the respective main entrance doors with all doors shut off and windows open shall not be less than (i) 60dB(A) and (ii) 5dB(A) above background noise."

1. 在發展項目管理人安排之第一、二及三座外牆之必要清潔及維修進行期間，吊船將在該等住宅大樓住宅單位之窗外及花園和平台（如有）上之空間操作，並降落在及佔據該等平台及 / 或花園。

2. 安裝在第一座的 2 樓、3 樓、5 樓、6 樓、7 樓、8 樓及 9 樓 A 及 B 每一單位的每個私人電梯大堂假天花上的火警警報器為消防設施，屬於公共設施的一部分，並須進行年度檢查。

   任何就該（等）火警警報器作出之更改 / 修改，須由註冊消防裝置承辦商在管理人事先同意的情況下進行。

   該等單位的業主可更改 / 修改上述私人電梯大堂內包括穿孔蓋的假天花，惟該等火警警報器之最低音量水平必須符合消防處的「最低限度之消防裝置及設備與裝置及設備之檢查、測試及保養守則」（2012 年 4 月）和 / 或其不時發布之任何其他規定。

   * 當所有門關閉和窗戶開啟時，於距離各單位大門內側三米處量度之火警警報器的最低音量水平應不低於 (i)60 分貝及 (ii) 較背景噪音高 5 分貝。

WEBSITE OF THE DEVELOPMENT

發展項目之互聯網網站

The address of the website designated by the Vendor for the Development for the purposes of part 2 of the Residential Properties (First- hand Sales) Ordinance: **www.lacresta.hk**

賣方為施行《一手住宅物業銷售條例》第 2 部而就發展項目指定的互聯網網址：
www.lacresta.hk

INFORMATION IN APPLICATION FOR CONCESSION ON GROSS FLOOR AREA OF BUILDING

申請建築物總樓面面積寬免的資料

Breakdown of GFA Concessions Obtained for All Features

• Latest information on breakdown of GFA concessions as shown on the general building plans submitted to and approved by the Building Authority (BA) prior to the printing of the sales brochure is tabulated below.

		Area (m^2)
Disregarded GFA under Building (Planning) Regulations 23(3)(b)		
1.	Carpark and loading / unloading area excluding public transport terminus	4,948.305
2.	**Plant rooms and similar services**	
2.1	Mandatory feature or essential plant room, area of which is limited by respective Practice Notes for Authorized Persons, Registered Structural Engineers and Registered Geotechnical Engineers (PNAP) or regulation such as lift machine room, telecommunications and broadcasting (TBE) room, refuse storage and material recovery chamber, etc.	133.328
2.2	Mandatory feature or essential plant room, area of which is NOT limited by any PNAP or regulation such as room occupied solely by fire services installations (FSI) and equipment, meter room, transformer room, potable and flushing water tank, etc.	1,376.962
2.3	Non-mandatory or non-essential plant room such as air-conditioning plant room, air handling unit (AHU) room, etc.	195.397
Green Features under Joint Practice Notes 1 and 2		
3.	Balcony	194.416
4.	Wider common corridor and lift lobby	-
5.	Communal sky garden	971.011
6.	Acoustic fin	-
7.	Wing wall, wind catcher and funnel	-
8.	Non-structural prefabricated external wall	-
9.	Utility platform	37.500
10.	Noise barrier	-
Amenity Features		
11.	Counter, office, store, guard room and lavatory for watchman and management staff, Owners' Corporation Office	34.874
12.	Residential Recreational facilities including void, plant room, swimming pool filtration plant room, covered walkway etc serving solely the recreational facilities	622.628

		Area (m^2)
13.	Covered landscaped and play area	481.978
14.	Horizontal screens/covered walkways, trellis	-
15.	Larger lift shaft	51.139
16.	Chimney shaft	-
17.	Other non-mandatory or non-essential plant room, such as boiler room, satellite master antenna television (SMATV) room.	-
18.	Pipe duct, air duct for mandatory feature or essential plant room	28.660
19.	Pipe duct, air duct for non-mandatory or non-essential plant room	-
20.	Plant room, pipe duct, air duct for environmentally friendly system and feature.	-
21	Void in duplex domestic flat and house	16.199
22	Projections such as air-conditioning box and platform with a projection of more than 750 mm from the external wall.	-
Other Exempted Items		
23.	Refuge floor including refuge floor cum sky garden	-
24.	Other projections	-
25.	Public transport terminus	-
26.	Party structure and common staircase	-
27.	Horizontal area of staircase, lift shaft and vertical duct solely serving floor accepted as not being accountable for GFA.	-
28.	Public passage	-
29.	Covered set back area	-
Bonus GFA		
30.	Bonus GFA	-

Note:

The above table is based on the requirements as stipulated in the Practice Note for Authorized Persons, Registered Structural Engineers and Registered Geotechnical Engineers ADM-2 issued by the Buildings Department. The Buildings Department may revise such requirements from time to time as appropriate.

INFORMATION IN APPLICATION FOR CONCESSION ON GROSS FLOOR AREA OF BUILDING

申請建築物總樓面面積寬免的資料

獲寬免總樓面面積的設施分項

・ 於印製售樓說明書前呈交予並已獲建築事務監督批准的一般建築圖則上有關總樓面面積寬免的分項的最新資料，請見下表。

		面積（平方米）
根據《建築物（規劃）規例》第 23(3)(b) 條不計算的總樓面面積		
1.	停車場及上落客貨地方（公共交通總站除外）	4,948.305
2.	**機房及相類設施**	
2.1	所佔面積受相關《認可人士、註冊結構工程師及註冊岩土工程師作業備考》或規例限制的強制性設施或必要機房，例如升降機機房、電訊及廣播設備室、垃圾及物料回收房等	133.328
2.2	所佔面積不受任何《 認可人士、註冊結構工程師及註冊岩土工程師作業備考》或規例限制的強制性設施或必要機房，例如僅供消防裝置及設備佔用的房間、電錶房、電力變壓房、食水及鹹水缸等	1,376.962
2.3	非強制性或非必要機房，例如空調機房、風櫃房等	195.397
根據《聯合作業備考》第 1 及第 2 號提供的環保設施		
3.	露台	194.416
4.	加闊的公用走廊及升降機大堂	-
5.	公用空中花園	971.011
6.	隔聲鰭	-
7.	翼牆、捕風器及風斗	-
8.	非結構預製外牆	-
9.	工作平台	37.500
10.	隔音屏障	-
適意設施		
11.	供保安人員和管理處員工使用的櫃枱、辦公室、儲物室、警衛室和廁所、業主立案法團辦公室	34.874
12.	住宅康樂設施，包括僅供康樂設施使用的中空、機房、游泳池的濾水器機房、有蓋人行道等	622.628

		面積（平方米）
13.	有上蓋的園景區及遊樂場	481.978
14.	橫向屏障 / 有蓋人行道、花棚	-
15.	擴大升降機井道	51.139
16.	煙囪管道	-
17.	其他非強制性或非必要機房，例如鍋爐房、衛星電視共用天線房	-
18.	強制性設施或必要機房所需的管槽、氣槽	28.660
19.	非強制性設施或非必要機房所需的管槽、氣槽	-
20.	環保系統及設施所需的機房、管槽及氣槽	-
21	複式住宅單位及洋房的中空	16.199
22	伸出物，如空調機箱及伸出外牆超過 750 毫米的平台	-
其他項目		
23.	庇護層，包括庇護層兼空中花園	-
24.	其他伸出物	-
25.	公共交通總站	-
26.	共用構築物及樓梯	-
27.	僅供獲接納不計入總樓面面積的樓層使用的樓梯、升降機槽及垂直管道的水平面積	-
28.	公眾通道	-
29.	因建築物後移導致的覆蓋面積	-
額外總樓面面積		
30.	額外總樓面面積	-

備註：

上述表格是根據屋宇署所發出的《認可人士、註冊結構工程師及註冊岩土工程師作業備考》ADM-2 規定的要求而制訂的。屋宇署會按實際需要不時更改有關要求。

Environmental Assessment of the Building
建築物的環境評估

Green Building Certification

Assessment result under the **BEAM Plus** certification conferred / issued by Hong Kong Green Building Council Limited (HKGBC) for the building prior to the printing of the sales brochure or its addenda.

SILVER

SILVER 銀級 V1.2 2019 HKGBC BEAM Plus 綠建環評

Application no.: FAS0006/19

綠色建築認證

在印刷此售樓說明書或其附頁前，本物業根據香港綠色建築議會有限公司頒授 / 發出的綠建環評認證評級。

銀級

SILVER 銀級 V1.2 2019 HKGBC BEAM Plus 綠建環評

申請編號: FAS0006/19

Estimated Energy Performance or Consumption for the Common Parts of the Development

Latest information on the estimated energy performance or consumption for the common parts of the Development as submitted to the Building Authority prior to the printing of the sales brochures:

Part I	
Provision of Central Air Conditioning	NO
Provision of Energy Efficient Features	NO
Energy Efficient Features proposed:	1. N/A
	2. N/A

Part II : The predicted annual energy use of the proposed building / part of building (Note 1)					
Location	Internal Floor Area Served (m^2)	Annual Energy Use of Baseline Building (Note 2)		Annual Energy Use of Proposed Building	
		Electricity kWh / m^2 / annum	Town Gas / LPG unit / m^2 / annum	Electricity kWh / m^2 / annum	Town Gas / LPG unit / m^2 / annum
Area served by central building services installation (Note3)	803.912	86.2	0	43.2	0

Part III: The following installation(s) are designed in accordance with the relevant Codes of Practices published by the Electrical & Mechanical Services Department (EMSD)			
Type of Installations	YES	NO	N/A
Lighting Installations	✓		
Air Conditioning Installations	✓		
Electrical Installations	✓		
Lift & Escalator Installations	✓		
Performance-based Approach			✓

Notes:

1. In general, the lower the estimated "Annual Energy Use" of the building, the more efficient of the building in terms of energy use. For example, if the estimated "annual energy use of proposed building" is less than the estimated"annual energy use of baseline building", it means the predicted use of energy is more efficient in the proposed building than in the baseline building. The larger the reduction, the greater the efficiency.
   The predicted annual energy use, in terms of electricity consumption (kWh/m^2/annum) and town gas/LPG consumption (unit/m^2/annum), of the development by the internal floor area served, where:
   (a) "total annual energy use" has the same meaning of "annual energy use" under Section 4 and Appendix 8 of the BEAM Plus for New Buildings (current version); and
   (b) "internal floor area", in relation a building, a space or a unit means the floor area of all enclosed space measured to the internal faces of enclosing external and/or party walls.
2. "Baseline Building" has the same meaning as "Baseline Building Model (zero-credit benchmark)" under Section 4 and Appendix 8 of the BEAM Plus for New Building (current version).
3. "Central Building Services Installation" has the same meaning as that in the Code of Practice for Energy Efficiency of Building Services Installations in Buildings (February 2010 edition)(Draft).

發展項目的公用部分的預計能量表現或消耗

於印製售樓說明書前呈交予建築事務監督發展項目的公用部份的預計能量表現或消耗的最近期資料:

第 I 部分	
提供中央空調	否
提供具能源效益的設施	否
擬安裝的具能源效益的設施:-	1. 不適用
	2. 不適用

第 II 部分：擬興建樓宇/部分樓宇預計每年能源消耗量(註腳1)：-					
位置	使用有關裝置的內部樓面面積(平方米)	基線樓宇(註腳2)每年能源消耗量		擬興建樓宇每年能源消耗量	
		電力 千瓦小時 / 平方米 / 年	煤氣 / 石油氣 用量單位 / 平方米 / 年	電力 千瓦小時 / 平方米 / 年	煤氣 / 石油氣 用量單位 / 平方米 / 年
有使用中央屋宇裝備裝置(註腳3)的部分	803.912	86.2	0	43.2	0

第 III 部分：以下裝置乃按機電工程署公布的相關實務守則設計：-			
裝置類型	是	否	不適用
照明裝置	✓		
空調裝置	✓		
電力裝置	✓		
升降機及自動梯的裝置	✓		
以總能源為本的方法			✓

註腳:

1. 一般而言，一棟樓宇的預計" 每年能源消耗量" 愈低，其節約能源的效益愈高。如一棟樓宇預計的" 每年能源消耗量" 低於該樓宇的" 基線樓宇每年能源消耗量"，則代表預計該樓宇的能源應用較其基線樓宇有效，削減幅度愈大則代表有關樓宇能源節約的效益愈高。預計每年能源消耗量[以耗電量(千瓦小時/ 平方米/ 年) 及煤氣/ 石油氣消耗量(用量單位/ 平方米/ 年) 計算]，指將發展項目的每年能源消耗總量除以使用有關裝置的內部樓面面積所得出的商，其中: -
   (a) " 每年能源消耗量" 與新建樓宇BEAM Plus 標準(現行版本) 第4 節及附錄8 中的「 年能源消耗 」具有相同涵義; 及
   (b) 樓宇、空間或單位的" 內部樓面面積"，指外牆及/ 或共用牆的內壁之內表面起量度出來的樓面面積。
2. 基準樓宇" 與新建樓宇BEAM Plus 標準(現行版本) 第4 節及附錄8 中的" 基準建築物模式(零分標準)" 具有相同涵義。
3. " 中央屋宇裝備裝置" 與樓宇的屋宇裝備裝置能源效益實務守則(2010 年2 月版)(草稿) 中的涵義相同。

This page is left blank intentionally.
此頁保留空白。

There may be future changes to the Development and the surrounding areas.
Date of printing of this Sales Brochure: 5 September 2017

發展項目及其周邊地區日後可能出現改變。
本售樓說明書印製日期：2017 年 9 月 5 日

EXAMINATION RECORD
檢視記錄

Examination / Revision Date 檢視 / 修改日期	Page number in version with print date on 5 September 2017 2017 年 9 月 5 日印製版本之頁數	Page number in revised version with examination date on 24 October 2017 2017 年 10 月 24 日檢視版本之頁數	Revision Made 所作修改
24 October 2017 2017 年 10 月 24 日	56 , 64	56 , 64	Floor Plans of Residential Properties in the Development is updated 更新發展項目中的住宅物業的樓面平面圖
	87	87	Information on Public Facilities and Public Open Spaces is updated 更新公共設施及公眾休憩用地的資料
	113-115, 118-120	113, 114, 114A, 114B, 115, 118-121	Fittings, Finishes and Appliances is updated 更新裝置、裝修物料及設備
	131, 133	131, 133	Appliances Schedule - Air Conditioner is updated 更新設備說明表 - 空調機
	144-151, 159-167	144-151, 159-167	Schedule of Mechanical & Electrical Provisions of Residential Units is updated 更新住宅單位機電裝置數量說明表

Examination / Revision Date 檢視 / 修改日期	Page number in revised version with examination date on 24 October 2017 2017 年 10 月 24 日檢視版本之頁數	Page number in revised version with examination date on 10 January 2018 2018 年 1 月 10 日檢視版本之頁數	Revision Made 所作修改
10 January 2018 2018 年 1 月 10 日	7	7	The references to “the estimated material date” is deleted 刪除對「預計關鍵日期」的提述
	13	13	Location Plan of the Development is updated 更新發展項目的所在位置圖
	14	14	Aerial Photograph of the Development is updated 更新發展項目的鳥瞰照片
	15 - 16	15 - 16	Aerial Photograph of the Development is deleted and replaced with blank page 刪除發展項目的鳥瞰照片並換上空白頁
	55, 57, 62, 64	55, 57, 62, 64	Floor Plans of Residential Properties in the Development is updated 更新發展項目中的住宅物業的樓面平面圖
	113, 118, 120, 121	113, 118, 120, 121	Fittings, Finishes and Appliances is updated 更新裝置、裝修物料及設備
	144, 145, 147, 150	144, 145, 147, 150	Schedule of Mechanical & Electrical Provisions of Residential Units is updated 更新住宅單位機電裝置數量說明表
	184 - 185	184 - 185	Information in Application for Concession on Gross Floor Area of Building is updated 更新申請建築物總樓面面積寬免的資料
	186	186	Information Required by the Director of Lands to be Set Out in the Sales Brochure as a Condition for Giving the Presale Consent is deleted and replaced with blank page. (Note: a certificate of compliance has been issued in respect of the Development by the Director of Lands. That section is no longer applicable.) 刪除地政總署署長作為給予預售樓花同意書的條件而規定列於售樓說明書的資料並換上空白頁。（備註：地政總署署長已就發展項目發出合格證明書。該節已不適用。）

EXAMINATION RECORD
檢視記錄

Examination / Revision Date 檢視 / 修改日期	Page number in revised version with examination date on 10 January 2018 2018 年 1 月 10 日檢視版本之頁數	Page number in revised version with examination date on 12 February 2018 2018 年 2 月 12 日檢視版本之頁數	Revision Made 所作修改
12 February 2018 2018 年 2 月 12 日	8	8	The paragraph of "Authorized institution that has made a loan, or has undertaken to provide finance, for the construction of the Development" is updated 更新「已為發展項目的建造提供貸款或已承諾為該項建造提供融資的認可機構」一段
	12	12	Information on Property Management is updated 更新物業管理的資料
	13	13	Location Plan of the Development is updated 更新發展項目的所在位置圖
	76-77	76-77	Summary of Deed of Mutual Covenant is updated 更新公契的摘要
	112	112	Inspection of Plans and Deed of Mutual Covenant is updated 更新閱覽圖則及公契
	176	176	Miscellaneous Payments by Purchaser is updated 買方的雜項付款
	181-182	181-182	Information in Application for Concession on Gross Floor Area of Building is updated 更新申請建築物總樓面面積寬免的資料

Examination / Revision Date 檢視 / 修改日期	Page number in revised version with examination date on 12 February 2018 2018 年 2 月 12 日檢視版本之頁數	Page number in revised version with examination date on 11 May 2018 2018 年 5 月 11 日檢視版本之頁數	Revision Made 所作修改
11 May 2018 2018 年 5 月 11 日	13	13	Location Plan of the Development is updated 更新發展項目的所在位置圖
	50	50	Floor Plans of Residential Properties in the Development is updated 更新發展項目中的住宅物業的樓面平面圖
	118, 119, 120, 121	118, 118A, 119, 120, 121	Fittings, Finishes and Appliances is updated 更新裝置、裝修物料及設備
	152, 153, 154, 155, 157	152, 152A, 153, 154, 154A, 155, 157	Schedule of Mechanical & Electrical Provisions of Residential Units is updated 更新住宅單位機電裝置數量說明表

Examination / Revision Date 檢視 / 修改日期	Page number in revised version with examination date on 11 May 2018 2018 年 5 月 11 日檢視版本之頁數	Page number in revised version with examination date on 10 August 2018 2018 年 8 月 10 日檢視版本之頁數	Revision Made 所作修改
10 August 2018 2018 年 8 月 10 日	13	13	Location Plan of the Development is updated 更新發展項目的所在位置圖
	14-15	14-15	Aerial Photograph of the Development is updated 更新發展項目的鳥瞰照片
	17	17	Outline Zoning Plan reating to the Development is updated 更新關乎發展項目的分區計劃大綱圖
	72	72	Floor Plans of Parking Spaces in the Development is updated 更新發展項目中的停車位的樓面平面圖

EXAMINATION RECORD
檢視記錄

Examination / Revision Date 檢視 / 修改日期	Page number in revised version with examination date on 10 August 2018 2018 年 8 月 10 日檢視版本之頁數	Page number in revised version with examination date on 9 November 2018 2018 年 11 月 9 日檢視版本之頁數	Revision Made 所作修改
9 November 2018 2018 年 11 月 9 日	13	13	Location Plan of the Development is updated 更新發展項目的所在位置圖

Examination / Revision Date 檢視 / 修改日期	Page number in revised version with examination date on 9 November 2018 2018 年 11 月 9 日檢視版本之頁數	Page number in revised version with examination date on 1 February 2019 2019 年 2 月 1 日檢視版本之頁數	Revision Made 所作修改
1 February 2019 2019 年 2 月 1 日	-	-	No revision made 並無作出修改

Examination / Revision Date 檢視 / 修改日期	Page number in revised version with examination date on 1 February 2019 2019 年 2 月 1 日檢視版本之頁數	Page number in revised version with examination date on 30 April 2019 2019 年 4 月 30 日檢視版本之頁數	Revision Made 所作修改
30 April 2019 2019 年 4 月 30 日	13	13	Location Plan of the Development is updated 更新發展項目的所在位置圖

Examination / Revision Date 檢視 / 修改日期	Page number in revised version with examination date on 30 April 2019 2019 年 4 月 30 日檢視版本之頁數	Page number in revised version with examination date on 21 June 2019 2019 年 6 月 21 日檢視版本之頁數	Revision Made 所作修改
21 June 2019 2019 年 6 月 21 日	13	13	Location Plan of the Development is updated 更新發展項目的所在位置圖
	27, 31	27, 31	Floor Plans of Residential Properties in the Development is updated 更新發展項目的住宅物業的樓面平面圖
	183	183	Information in Application for Concession on Gross Floor Area of Building is updated 更新申請建築物總樓面面積寬免的資料