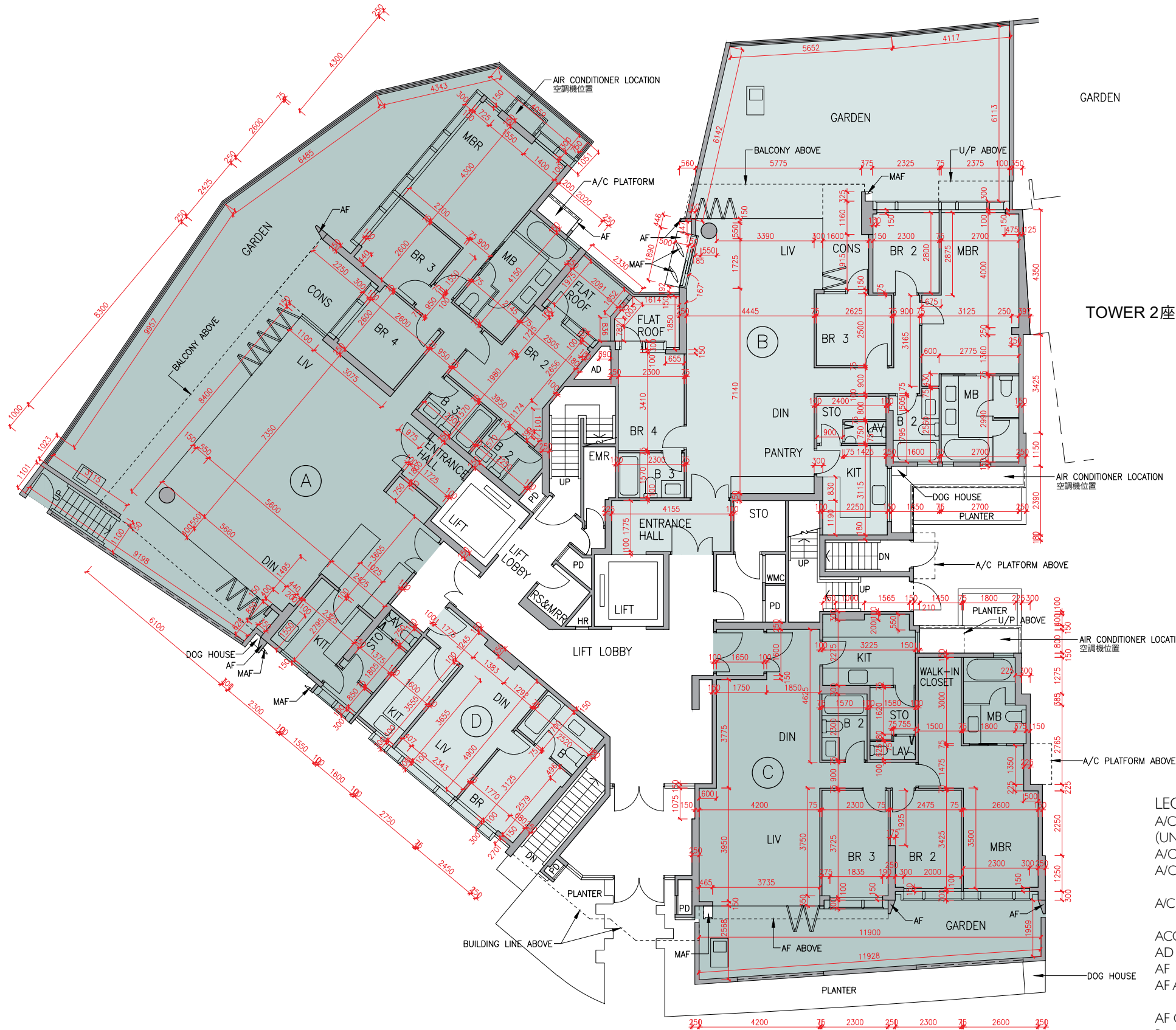


Floor plans of residential properties in the development

發展項目的住宅物業的樓面平面圖

Tower I 座 G/F 地下



Description 描述	Flat 單位			
	A	B	C	D
Floor-to-floor height (refers to the height between the top surface of the structural slab of a floor and the top surface of the structural slab of its immediate upper floor) of each residential property (m) 每個住宅物業的層與層之間的高度(指該樓層之石屎地台面與上一層石屎地台面之高度距離)(米)	3.150	3.150	3.150	
	3.350	3.200	3.150	
	3.390	3.325	3.450	3.150
	3.450	3.450	3.500	3.450
	3.500	3.500	3.550	3.500
	3.550	3.550	3.550	3.550
	3.850	3.850	3.900	3.900
Thickness of the floor slabs (excluding plaster) of each residential property (mm) 每個住宅物業的樓板(不包括灰泥)的厚度(毫米)	150			
	175	150	150	200
	200	175	150	
	225	200	175	
	250			

The internal areas of the residential properties on the upper floors will generally be slightly larger than those on the lower floors because of the reducing thickness of the structural walls on the upper floors.

因住宅物業的較高樓層的結構牆的厚度遞減，較高樓層的內部面積，一般比較低樓層的內部面積稍大。

Remarks: 1. The dimensions in the floor plans are all structural dimensions in millimetre.
2. The entrance hall (serving as a private lift lobby), if any, and conservatory, if any, form part of a residential property, are not common part of the Development. Where applicable, the saleable area of the relevant residential properties specified in the section "Area of Residential Properties in the Development" already includes the floor areas of such entrance hall and conservatory. The Authorised Person for the Development has certified that (a) there is no restriction on the usage of such entrance hall and conservatory which will affect owner's enjoyment of the relevant residential property and (b) such entrance hall and conservatory are made for the exclusive use of the owner of the relevant residential property.

備註: 1. 樓面平面圖之尺規所列數字為以毫米標示之建築結構尺寸。
2. 入口大堂(作為私人升降機大堂)(如有)及溫室(如有)屬住宅物業一部分，並非發展項目之公用部分。如適用，在「發展項目中的住宅物業的面積」部分內所列出的有關住宅物業之實用面積包括該入口大堂及溫室之樓面面積。發展項目的認可人士已證明入口大堂及溫室(a)在使用上沒有限制亦不會對相關住宅物業業主享用該住宅物業造成影響及(b)是專供相關住宅物業業主使用而設。

LEGEND | 圖例 1

A/C PLANT ROOM (UNCOVERED)	= Air Conditioner Plant Room (uncovered) 空調機房(沒有上蓋)	CD	= Cable Duct 電線管道槽
A/C PLANT ROOM	= Air Conditioner Plant Room 空調機房	CFR	= Common Flat Roof 公用平台
A/C PLATFORM	= Air Conditioner Platform 空調機平台	CPR	= Common Pitched Roof 公用傾斜屋頂
A/C PLATFORM ABOVE	= Air Conditioner Platform Above 上層空調機平台	CONS	= Conservatory 溫室
ACOUSTIC FIN	= 隔音牆	CURTAIN WALL ABOVE	= 上方之幕牆
AD	= Air Duct 通風管道槽	DN	= Down 下
AF	= Architectural Feature 建築裝飾	DIN	= Dining Room 飯廳
AF ABOVE	= Architectural Feature Above 上層建築裝飾	DOG HOUSE	= Mechanical & Electrical Services Duct Connecting to the Floor Below 連接下層的機電設施管道
AF ON I/F	= 建築裝飾於1樓	DPMR	= Drainage Pipe Maintenance Room 排水管維修房
B	= Bathroom 浴室	ELV	= Extra Low Voltage Duct 低電壓管道
BAL	= Balcony 露台	EMR	= Electricity Meter Room 電錶房
BALCONY ABOVE	= Balcony above 上層露台	ENTRANCE HALL	= 入口大堂
BR	= Bedroom 睡房	FAMILY ROOM	= 家庭廳
BUILDING LINE ABOVE	= 上方之建築邊線	FLAT ROOF	= 平台
CANOPY	= 簷篷	GARDEN	= 花園
CANOPY ABOVE	= 上層簷篷	HR	= Hose Reel 消防喉轆

發展項目的住宅物業的樓面平面圖

Tower 1 座 1/F 1樓

Description 描述	Flat 單位			
	A	B	C	D
Floor-to-floor height (refers to the height between the top surface of the structural slab of a floor and the top surface of the structural slab of its immediate upper floor) of each residential property (m) 每個住宅物業的層與層之間的高度(指該樓層之石屎地台面與上一層石屎地台面之高度距離)(米)	3.375	3.340	3.375	3.425
Thickness of the floor slabs (excluding plaster) of each residential property (mm) 每個住宅物業的樓板(不包括灰泥)的厚度(毫米)	150	175	225	250

The internal areas of the residential properties on the upper floors will generally be slightly larger than those on the lower floors because of the reducing thickness of the structural walls on the upper floors.

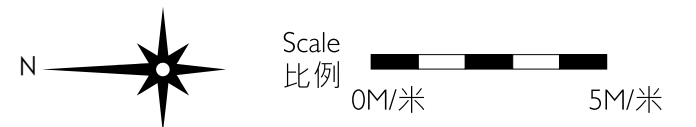
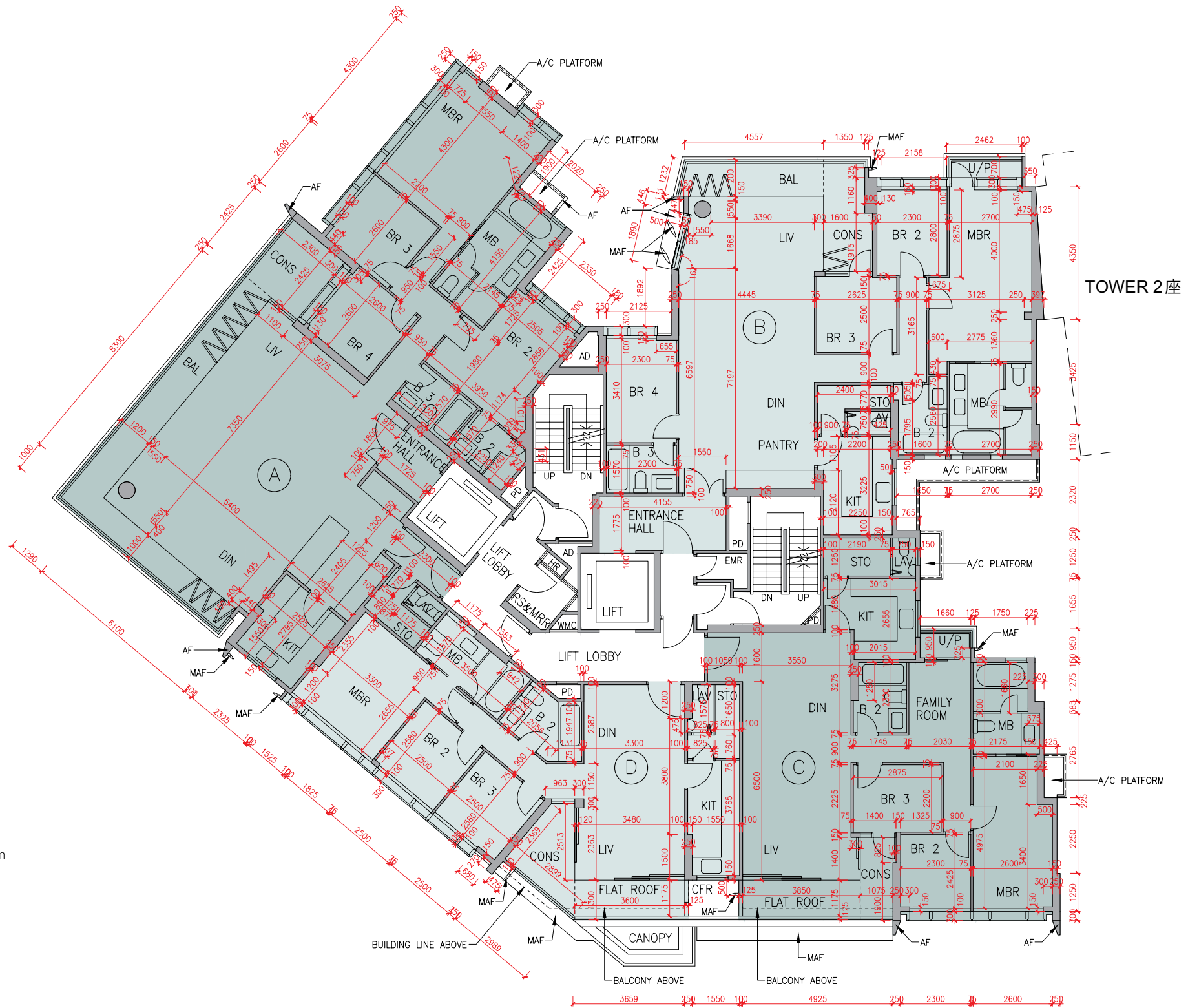
因住宅物業的較高樓層的結構牆的厚度遞減，較高樓層的內部面積，一般比較低樓層的內部面積稍大。

- Remarks: 1. The dimensions in the floor plans are all structural dimensions in millimetre.
2. The entrance hall (serving as a private lift lobby), if any, and conservatory form part of a residential property, are not common part of the Development. Where applicable, the saleable area of the relevant residential properties specified in the section "Area of Residential Properties in the Development" already includes the floor areas of such entrance hall and conservatory. The Authorised Person for the Development has certified that (a) there is no restriction on the usage of such entrance hall and conservatory which will affect owner's enjoyment of the relevant residential property and (b) such entrance hall and conservatory are made for the exclusive use of the owner of the relevant residential property.

- 備註：1. 樓面平面圖之尺規所列數字為以毫米標示之建築結構尺寸。
2. 入口大堂(作為私人升降機大堂)(如有)及溫室屬住宅物業一部分，並非發展項目之公用部分。如適用，在「發展項目中的住宅物業的面積」部分內所列出的有關住宅物業之實用面積包括該入口大堂及溫室之樓面面積。發展項目的認可人士已證明入口大堂及溫室(a)在使用上沒有限制亦不會對相關住宅物業業主享用該住宅物業造成影響及(b)是專供相關住宅物業業主使用而設。

LEGEND 2 圖例 2

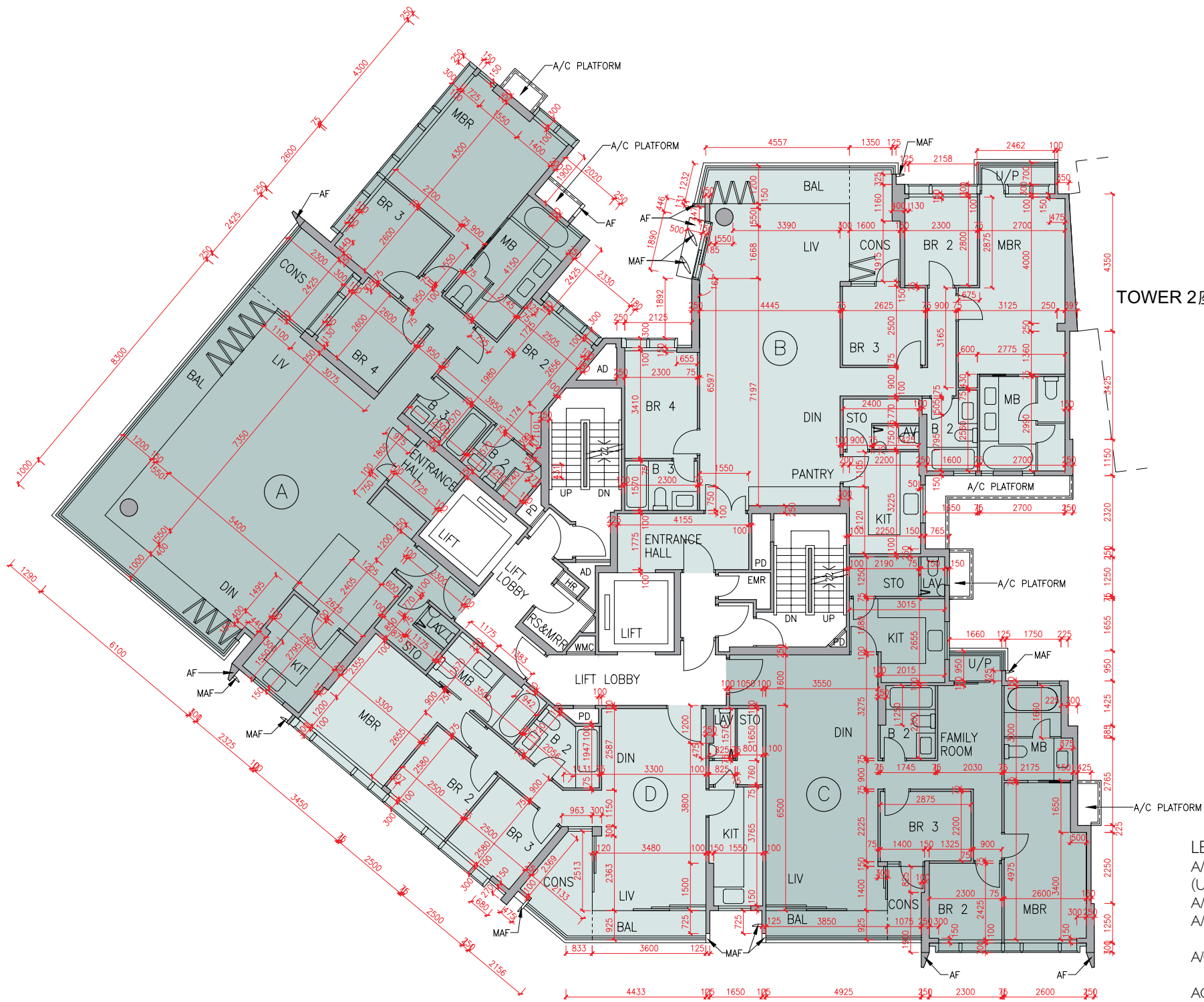
JACUZZI = 按摩池	RS & MRR = Refuse Storage & Material Recovery Room 垃圾及物料回收室
KIT = Kitchen 廚房	SKYLIGHT = 天窗
LAV = Lavatory 洗手間	SV = Smoke Vent 排煙口
LIFT = 升降機	STO = Store 儲物房
LIFT LOBBY = 升降機大堂	SWIMMING POOL = 游泳池
LIFT SHAFT = 升降機槽	TOP OF BALCONY = 下層露台上蓋
LIV = Living Room 客廳	TOP OF CURTAIN WALL = 幕牆頂部
LIV / DIN = Living / Dining Room 客/飯廳	TOP OF U/P = Top of Utility Platform 下層工作平台上蓋
MAF = Metal Architectural Feature 金屬建築裝飾	UP = Up 上
MBR = Master Bedroom 主人睡房	U/P = Utility Platform 工作平台
MB = Master Bathroom 主人浴室	U/P ABOVE = Utility Platform Above 上層工作平台
OPEN PIPE WELL = 開放式管道井	VOID = 中空
OWM = Openable Window For Maintenance 維修窗口	VOID ABOVE = 上層中空
PANTRY = 備餐間	WALK-IN CLOSET = 衣帽間
PLANTER = 花槽	WMC = Water Meter Cabinet 水錶箱
PITCHED ROOF = 斜天台	WMR = Water Meter Room 水錶房
PD = Pipe Duct 管道槽	
PLANTER = 花槽	
ROOF = 天台	



Floor plans of residential properties in the development

發展項目的住宅物業的樓面平面圖

Tower 1 座 2/F - 6/F (4/F is omitted) 2樓-6樓(不設4樓)



Description 描述	Flat 單位			
	A	B	C	D
Floor-to-floor height (refers to the height between the top surface of the structural slab of a floor and the top surface of the structural slab of its immediate upper floor) of each residential property (m) 每個住宅物業的層與層之間的高度(指該樓層之石屎地台面與上一層石屎地台面之高度距離)(米)	2/F-5/F 2樓-5樓	3.375		
	6/F 6樓	3.150 3.500	3.150 3.500 3.850	3.500 3.550 3.850
Thickness of the floor slabs (excluding plaster) of each residential property (mm) 每個住宅物業的樓板(不包括灰泥)的厚度(毫米)	2/F-6/F 2樓-6樓	150 175 225 250	150 175 200	150 175

The internal areas of the residential properties on the upper floors will generally be slightly larger than those on the lower floors because of the reducing thickness of the structural walls on the upper floors.


因住宅物業的較高樓層的結構牆的厚度遞減，較高樓層的內部面積，一般比較低樓層的內部面積稍大。

Remarks: 1. The dimensions in the floor plans are all structural dimensions in millimetre.
2. The entrance hall (serving as a private lift lobby), if any, and conservatory form part of a residential property, are not common part of the Development. Where applicable, the saleable area of the relevant residential properties specified in the section "Area of Residential Properties in the Development" already includes the floor areas of such entrance hall and conservatory. The Authorised Person for the Development has certified that (a) there is no restriction on the usage of such entrance hall and conservatory which will affect owner's enjoyment of the relevant residential property and (b) such entrance hall and conservatory are made for the exclusive use of the owner of the relevant residential property.

備註: 1. 樓面平面圖之尺規所列數字為以毫米標示之建築結構尺寸。
2. 入口大堂(作為私人升降機大堂)(如有)及溫室屬住宅物業一部分，並非發展項目之公用部分。如適用，在「發展項目中的住宅物業的面積」部分內所列出的有關住宅物業之實用面積包括該入口大堂及溫室之樓面面積。發展項目的認可人士已證明入口大堂及溫室(a)在使用上沒有限制亦不會對相關住宅物業業主享用該住宅物業造成影響及(b)是專供相關住宅物業業主使用而設。

LEGEND I 圖例 1

A/C PLANT ROOM (UNCOVERED) = Air Conditioner Plant Room (uncovered) 空調機房(沒有上蓋)	CD = Cable Duct 電線管道槽
A/C PLANT ROOM = Air Conditioner Plant Room 空調機房	CFR = Common Flat Roof 公用平台
A/C PLATFORM = Air Conditioner Platform 空調機平台	CPR = Common Pitched Roof 公用傾斜屋頂
A/C PLATFORM ABOVE = Air Conditioner Platform Above 上層空調機平台	CONS = Conservatory 溫室
ACOUSTIC FIN = 隔音牆	CURTAIN WALL ABOVE = 上方之幕牆
AD = Air Duct 通風管道槽	DN = Down 下
AF = Architectural Feature 建築裝飾	DIN = Dining Room 飯廳
AF ABOVE = Architectural Feature Above 上層建築裝飾	DOG HOUSE = Mechanical & Electrical Services Duct Connecting to the Floor Below 連接下層的機電設施管道
AF ON I/F = 建築裝飾於1樓	DPMR = Drainage Pipe Maintenance Room 排水管維修房
B = Bathroom 浴室	ELV = Extra Low Voltage Duct 低電壓管道
BAL = Balcony 露台	EMR = Electricity Meter Room 電錶房
BALCONY ABOVE = Balcony above 上層露台	ENTRANCE HALL = 入口大堂
BR = Bedroom 睡房	FAMILY ROOM = 家庭廳
BUILDING LINE ABOVE = 上方之建築邊線	FLAT ROOF = 平台
CANOPY = 簷篷	GARDEN = 花園
CANOPY ABOVE = 上層簷篷	HR = Hose Reel 消防喉轆



Scale 比例



發展項目的住宅物業的樓面平面圖

Tower 1 座 7/F 7樓

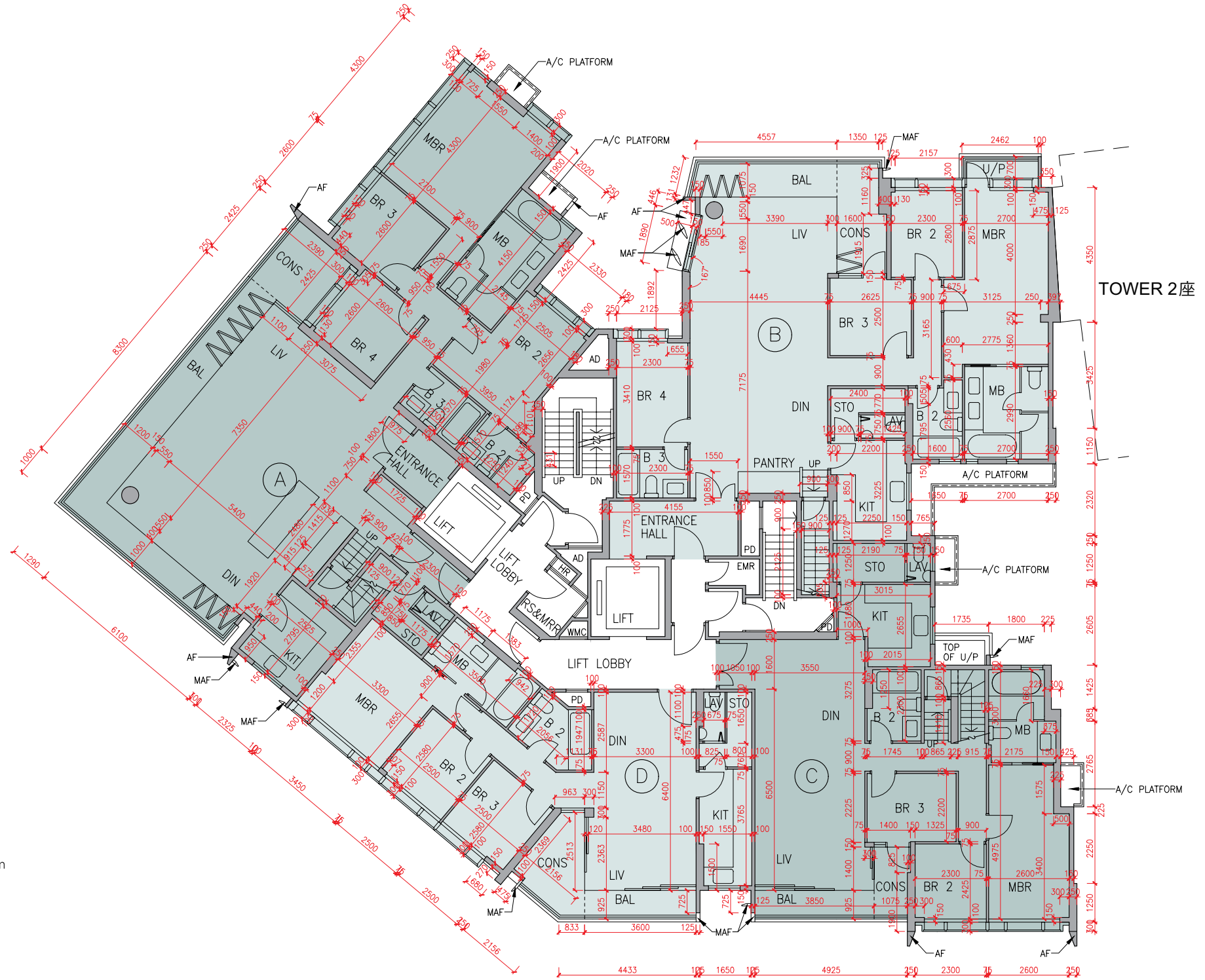
Description 描述	Flat 單位				
	A	B	C	D	
Floor-to-floor height (refers to the height between the top surface of the structural slab of a floor and the top surface of the structural slab of its immediate upper floor) of each residential property (m) 每個住宅物業的層與層之間的高度(指該樓層之石屎地台面與上一層石屎地台面之高度距離)(米)	7/F	3.500	3.500	3.500	3.460
	7樓	3.540	3.540	3.550	3.500
		3.710	3.710	3.710	3.550
		3.850	3.550	3.850	3.850
		3.900			
Thickness of the floor slabs (excluding plaster) of each residential property (mm) 每個住宅物業的樓板(不包括灰泥)的厚度(毫米)	7/F	150	150	150	
	7樓	175	175	175	
		225	200		
		250			

The internal areas of the residential properties on the upper floors will generally be slightly larger than those on the lower floors because of the reducing thickness of the structural walls on the upper floors.

因住宅物業的較高樓層的結構牆的厚度遞減，較高樓層的內部面積，一般比較低樓層的內部面積稍大。

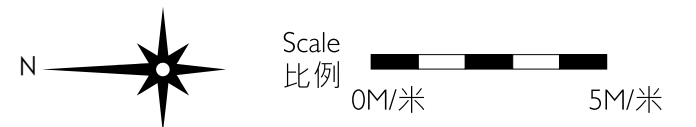
- Remarks: 1. The dimensions in the floor plans are all structural dimensions in millimetre.
2. The entrance hall (serving as a private lift lobby), if any, and conservatory form part of a residential property, are not common part of the Development. Where applicable, the saleable area of the relevant residential properties specified in the section "Area of Residential Properties in the Development" already includes the floor areas of such entrance hall and conservatory. The Authorised Person for the Development has certified that (a) there is no restriction on the usage of such entrance hall and conservatory which will affect owner's enjoyment of the relevant residential property and (b) such entrance hall and conservatory are made for the exclusive use of the owner of the relevant residential property.

- 備註：1. 樓面平面圖之尺規所列數字為以毫米標示之建築結構尺寸。
2. 入口大堂(作為私人升降機大堂)(如有)及溫室屬住宅物業一部分，並非發展項目之公用部分。如適用，在「發展項目中的住宅物業的面積」部分內所列出的有關住宅物業之實用面積包括該入口大堂及溫室之樓面面積。發展項目的認可人士已證明入口大堂及溫室(a)在使用上沒有限制亦不會對相關住宅物業業主享用該住宅物業造成影響及(b)是專供相關住宅物業業主使用而設。



LEGEND 2 圖例 2

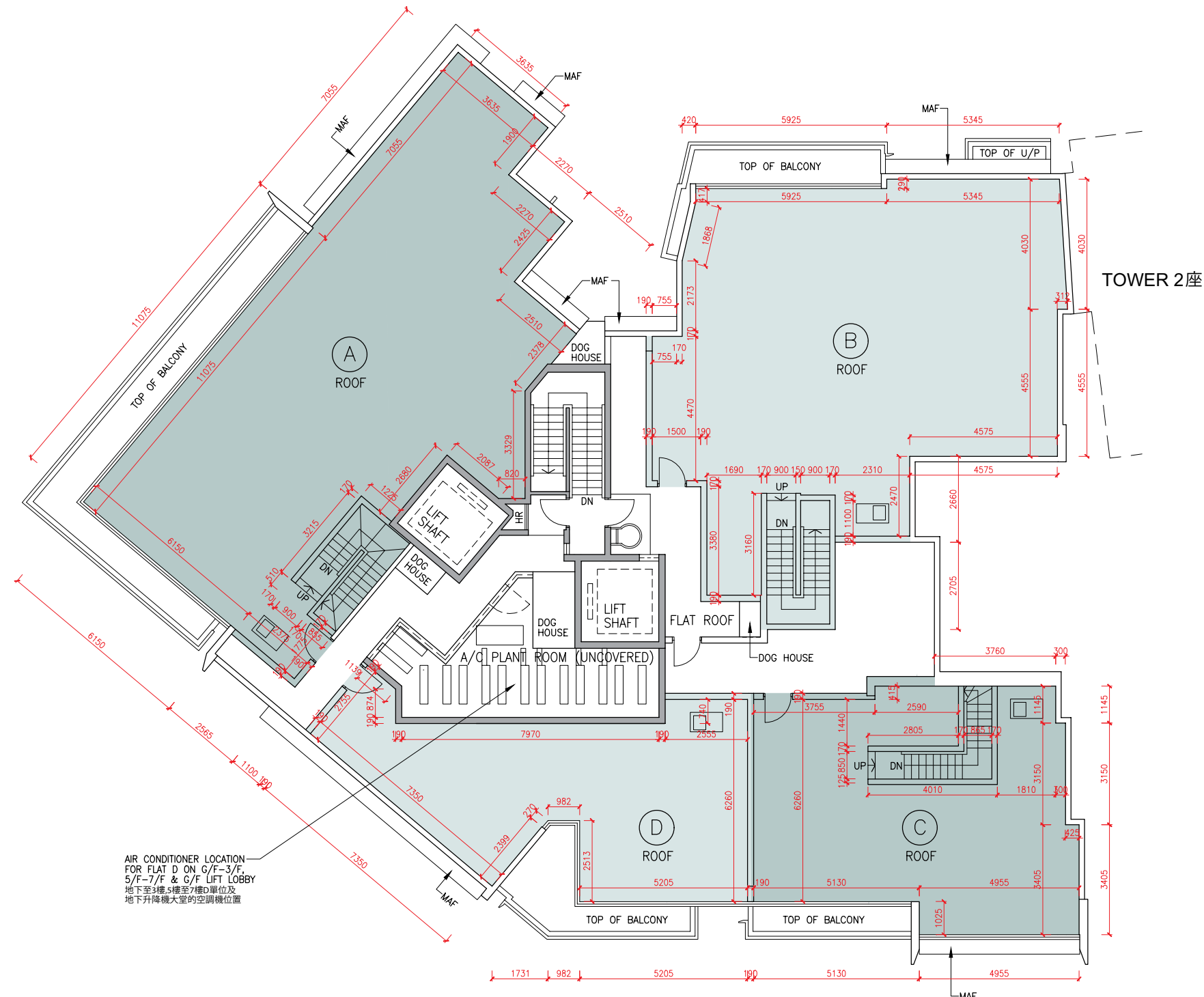
JACUZZI = 按摩池	RS & MRR = Refuse Storage & Material Recovery Room 垃圾及物料回收室
KIT = Kitchen 廚房	SKYLIGHT = 天窗
LAV = Lavatory 洗手間	SV = Smoke Vent 排煙口
LIFT = 升降機	STO = Store 儲物房
LIFT LOBBY = 升降機大堂	SWIMMING POOL = 游泳池
LIFT SHAFT = 升降機槽	TOP OF BALCONY = 下層露台上蓋
LIV = Living Room 客廳	TOP OF CURTAIN WALL = 幕牆頂部
LIV / DIN = Living / Dining Room 客/飯廳	TOP OF U/P = Top of Utility Platform 下層工作平台上蓋
MAF = Metal Architectural Feature 金屬建築裝飾	UP = Up 上
MBR = Master Bedroom 主人睡房	U/P = Utility Platform 工作平台
MB = Master Bathroom 主人浴室	U/P ABOVE = Utility Platform Above 上層工作平台
OPEN PIPE WELL = 開放式管道井	VOID = 中空
OWM = Openable Window For Maintenance 維修窗口	VOID ABOVE = 上層中空
PANTRY = 備餐間	WALK-IN CLOSET = 衣帽間
PLANTER = 花槽	WMC = Water Meter Cabinet 水錶箱
PITCHED ROOF = 斜天台	WMR = Water Meter Room 水錶房
PD = Pipe Duct 管道槽	
PLANTER = 花槽	
ROOF = 天台	



Floor plans of residential properties in the development

發展項目的住宅物業的樓面平面圖

Tower I 座 Roof 天台




The internal areas of the residential properties on the upper floors will generally be slightly larger than those on the lower floors because of the reducing thickness of the structural walls on the upper floors.
 因住宅物業的較高樓層的結構牆的厚度遞減，較高樓層的內部面積，一般比較低樓層的內部面積稍大。

Remark: The dimensions in the floor plans are all structural dimensions in millimetre.
 備註：樓面平面圖之尺規所列數字為以毫米標示之建築結構尺寸。

LEGEND I 圖例 1

A/C PLANT ROOM (UNCOVERED)	= Air Conditioner Plant Room (uncovered) 空調機房(沒有上蓋)	CD	= Cable Duct 電線管道槽
A/C PLANT ROOM	= Air Conditioner Plant Room 空調機房	CFR	= Common Flat Roof 公用平台
A/C PLATFORM	= Air Conditioner Platform 空調機平台	CPR	= Common Pitched Roof 公用傾斜屋頂
A/C PLATFORM ABOVE	= Air Conditioner Platform Above 上層空調機平台	CONS	= Conservatory 溫室
ACOUSTIC FIN	= 隔音牆	CURTAIN WALL ABOVE	= 上方之幕牆
AD	= Air Duct 通風管道槽	DN	= Down 下
AF	= Architectural Feature 建築裝飾	DIN	= Dining Room 飯廳
AF ABOVE	= Architectural Feature Above 上層建築裝飾	DOG HOUSE	= Mechanical & Electrical Services Duct Connecting to the Floor Below 連接下層的機電設施管道
AF ON I/F	= 建築裝飾於1樓	DPMR	= Drainage Pipe Maintenance Room 排水管維修房
B	= Bathroom 浴室	ELV	= Extra Low Voltage Duct 低電壓管道
BAL	= Balcony 露台	EMR	= Electricity Meter Room 電錶房
BALCONY ABOVE	= Balcony above 上層露台	ENTRANCE HALL	= 入口大堂
BR	= Bedroom 睡房	FAMILY ROOM	= 家庭廳
BUILDING LINE ABOVE	= 上方之建築邊線	FLAT ROOF	= 平台
CANOPY	= 簷篷	GARDEN	= 花園
CANOPY ABOVE	= 上層簷篷	HR	= Hose Reel 消防喉轆



Scale 比例
 0M/米 5M/米

Floor plans of residential properties in the development

發展項目的住宅物業的樓面平面圖

Tower 2 座 G/F 地下

Description 描述	Flat 單位			
	A	B	C	D
Floor-to-floor height (refers to the height between the top surface of the structural slab of a floor and the top surface of the structural slab of its immediate upper floor) of each residential property (m) 每個住宅物業的層與層之間的高度(指該樓層之石屎地台面與上一層石屎地台面之高度距離)(米)	3.050			
	3.150			
	3.350	3.150	3.150	3.150
	3.390	3.200	3.200	3.200
	3.450	3.450	3.450	3.450
	3.500	3.500	3.500	3.500
	3.550	3.550	3.550	3.550
	3.700	3.850	3.850	3.850
	3.850	3.900	3.900	3.900
	4.050			
Thickness of the floor slabs (excluding plaster) of each residential property (mm) 每個住宅物業的樓板(不包括灰泥)的厚度(毫米)	150			
	175	150	150	150
	200	175	175	150
	225	200	200	200

The internal areas of the residential properties on the upper floors will generally be slightly larger than those on the lower floors because of the reducing thickness of the structural walls on the upper floors.

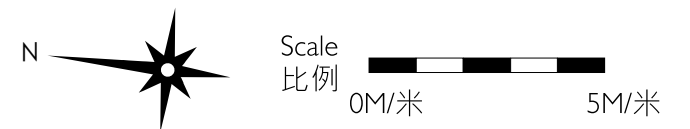
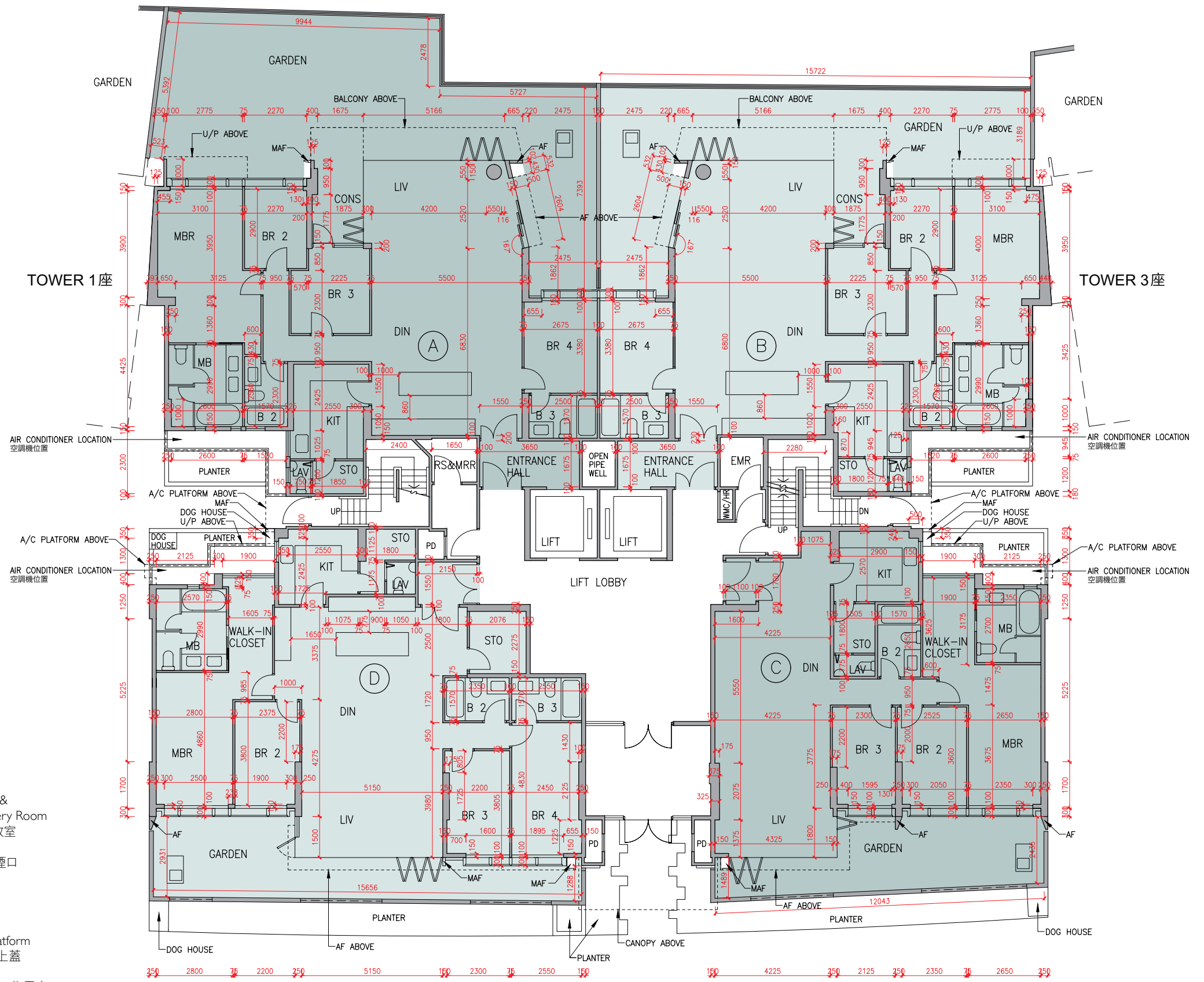
因住宅物業的較高樓層的結構牆的厚度遞減，較高樓層的內部面積，一般比較低樓層的內部面積稍大。

- Remarks: 1. The dimensions in the floor plans are all structural dimensions in millimetre.
2. The entrance hall (serving as a private lift lobby), if any, and conservatory, if any, form part of a residential property, are not common part of the Development. Where applicable, the saleable area of the relevant residential properties specified in the section "Area of Residential Properties in the Development" already includes the floor areas of such entrance hall and conservatory. The Authorised Person for the Development has certified that (a) there is no restriction on the usage of such entrance hall and conservatory which will affect owner's enjoyment of the relevant residential property and (b) such entrance hall and conservatory are made for the exclusive use of the owner of the relevant residential property.

- 備註：1. 樓面平面圖之尺規所列數字為以毫米標示之建築結構尺寸。
2. 入口大堂(作為私人升降機大堂)(如有)及溫室(如有)屬住宅物業一部分，並非發展項目之公用部分。如適用，在「發展項目中的住宅物業的面積」部分內所列出的有關住宅物業之實用面積包括該入口大堂及溫室之樓面面積。發展項目的認可人士已證明入口大堂及溫室(a)在使用上沒有限制亦不會對相關住宅物業業主享用該住宅物業造成影響及(b)是專供相關住宅物業業主使用而設。

LEGEND 2 圖例 2

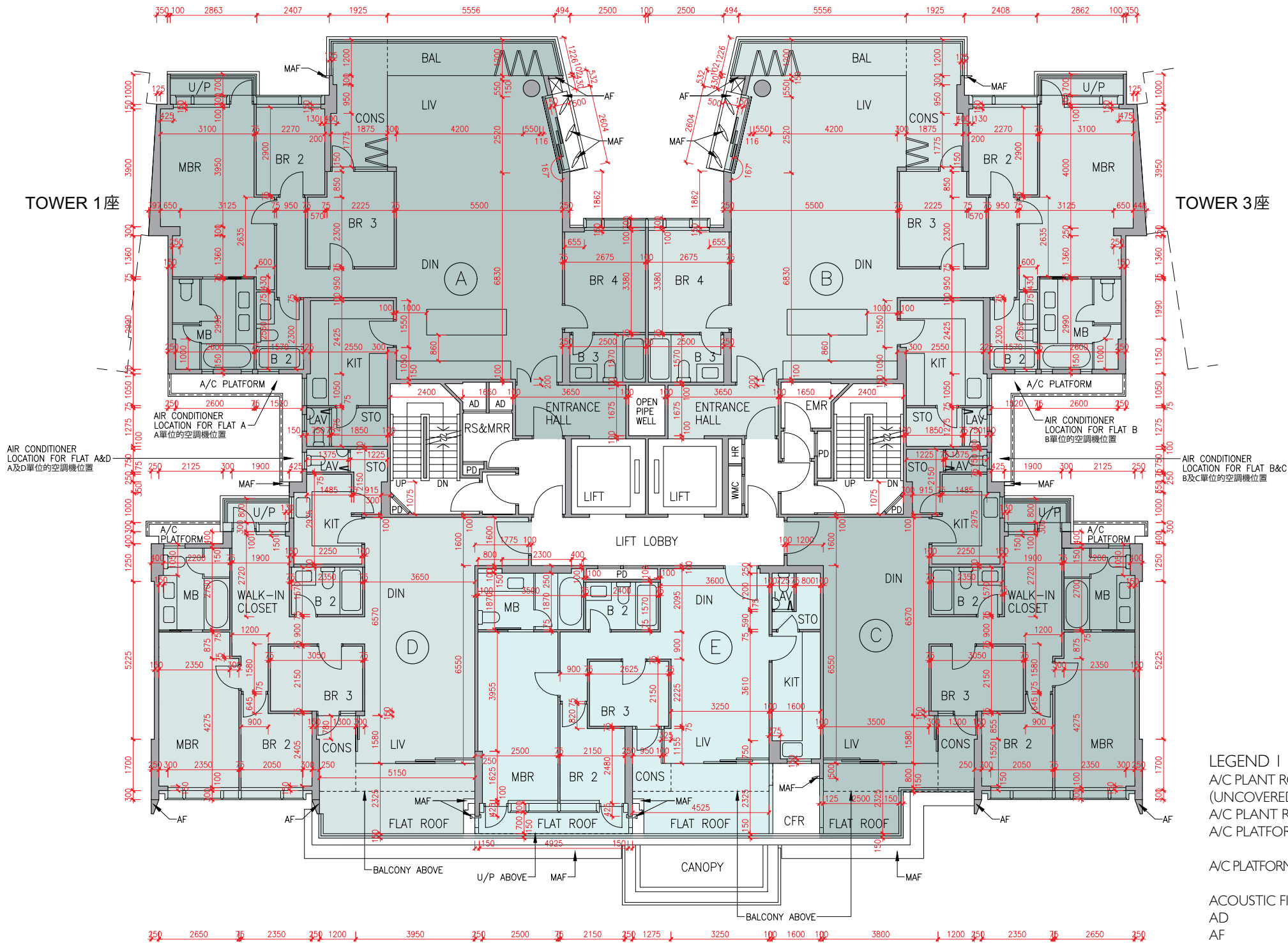
JACUZZI = 按摩池	RS & MRR = Refuse Storage & Material Recovery Room 垃圾及物料回收室
KIT = Kitchen 廚房	SKYLIGHT = 天窗
LAV = Lavatory 洗手間	SV = Smoke Vent 排煙口
LIFT = 升降機	STO = Store 儲物房
LIFT LOBBY = 升降機大堂	SWIMMING POOL = 游泳池
LIFT SHAFT = 升降機槽	TOP OF BALCONY = 下層露台上蓋
LIV = Living Room 客廳	TOP OF CURTAIN WALL = 幕牆頂部
LIV / DIN = Living / Dining Room 客/飯廳	TOP OF U/P = Top of Utility Platform 下層工作平台上蓋
MAF = Metal Architectural Feature 金屬建築裝飾	UP = Up 上
MBR = Master Bedroom 主人睡房	U/P = Utility Platform 工作平台
MB = Master Bathroom 主人浴室	U/P ABOVE = Utility Platform Above 上層工作平台
OPEN PIPE WELL = 開放式管道井	VOID = 中空
OWM = Openable Window For Maintenance 維修窗口	VOID ABOVE = 上層中空
PANTRY = 備餐間	WALK-IN CLOSET = 衣帽間
PLANTER = 花槽	WMC = Water Meter Cabinet 水錶箱
PITCHED ROOF = 斜天台	WMR = Water Meter Room 水錶房
PD = Pipe Duct 管道槽	
PLANTER = 花槽	
ROOF = 天台	



Floor plans of residential properties in the development

發展項目的住宅物業的樓面平面圖

Tower 2 座 1/F 1樓



Description 描述	Flat 單位				
	A	B	C	D	E
Floor-to-floor height (refers to the height between the top surface of the structural slab of a floor and the top surface of the structural slab of its immediate upper floor) of each residential property (m) 每個住宅物業的層與層之間的高度(指該樓層之石屎地台面與上一層石屎地台面之高度距離)(米)	3.375	3.375	3.025	3.025	3.025
Thickness of the floor slabs (excluding plaster) of each residential property (mm) 每個住宅物業的樓板(不包括灰泥)的厚度(毫米)	150	175	200	225	150

The internal areas of the residential properties on the upper floors will generally be slightly larger than those on the lower floors because of the reducing thickness of the structural walls on the upper floors.
因住宅物業的較高樓層的結構牆的厚度遞減，較高樓層的內部面積，一般比較低樓層的內部面積稍大。

Remarks: 1. The dimensions in the floor plans are all structural dimensions in millimetre.
2. The entrance hall (serving as a private lift lobby), if any, and conservatory form part of a residential property, are not common part of the Development. Where applicable, the saleable area of the relevant residential properties specified in the section "Area of Residential Properties in the Development" already includes the floor areas of such entrance hall and conservatory. The Authorised Person for the Development has certified that (a) there is no restriction on the usage of such entrance hall and conservatory which will affect owner's enjoyment of the relevant residential property and (b) such entrance hall and conservatory are made for the exclusive use of the owner of the relevant residential property.

備註: 1. 樓面平面圖之尺規所列數字為以毫米標示之建築結構尺寸。
2. 入口大堂(作為私人升降機大堂)(如有)及溫室屬住宅物業一部分，並非發展項目之公用部分。如適用，在「發展項目中的住宅物業的面積」部分內所列出的有關住宅物業之實用面積包括該入口大堂及溫室之樓面面積。發展項目的認可人士已證明入口大堂及溫室(a)在使用上沒有限制亦不會對相關住宅物業業主享用該住宅物業造成影響及(b)是專供相關住宅物業業主使用而設。

LEGEND I 圖例 1

A/C PLANT ROOM (UNCOVERED) = Air Conditioner Plant Room (uncovered) 空調機房(沒有上蓋)	CD = Cable Duct 電線管道槽
A/C PLANT ROOM = Air Conditioner Plant Room 空調機房	CFR = Common Flat Roof 公用平台
A/C PLATFORM = Air Conditioner Platform 空調機平台	CPR = Common Pitched Roof 公用傾斜屋頂
A/C PLATFORM ABOVE = Air Conditioner Platform Above 上層空調機平台	CONS = Conservatory 溫室
ACOUSTIC FIN = 隔音牆	CURTAIN WALL ABOVE = 上方之幕牆
AD = Air Duct 通風管道槽	DN = Down 下
AF = Architectural Feature 建築裝飾	DIN = Dining Room 飯廳
AF ABOVE = Architectural Feature Above 上層建築裝飾	DOG HOUSE = Mechanical & Electrical Services Duct Connecting to the Floor Below 連接下層的機電設施管道
AF ON I/F = 建築裝飾於1樓	DPMR = Drainage Pipe Maintenance Room 排水管維修房
B = Bathroom 浴室	ELV = Extra Low Voltage Duct 低電壓管道
BAL = Balcony 露台	EMR = Electricity Meter Room 電錶房
BALCONY ABOVE = Balcony above 上層露台	ENTRANCE HALL = 入口大堂
BR = Bedroom 睡房	FAMILY ROOM = 家庭廳
BUILDING LINE ABOVE = 上方之建築邊線	FLAT ROOF = 平台
CANOPY = 簷篷	GARDEN = 花園
CANOPY ABOVE = 上層簷篷	HR = Hose Reel 消防喉轆

Floor plans of residential properties in the development

發展項目的住宅物業的樓面平面圖

Tower 2 座 2/F - 6/F (4/F is omitted) 2樓-6樓(不設4樓)

Description 描述	Flat 單位					
	A	B	C	D	E	
Floor-to-floor height (refers to the height between the top surface of the structural slab of a floor and the top surface of the structural slab of its immediate upper floor) of each residential property (m) 每個住宅物業的層與層之間的高度(指該樓層之石屎地台面與上一層石屎地台面之高度距離)(米)	2/F-5/F 2樓-5樓	3.375				
	6/F 6樓	3.150	3.150	3.150		3.150
		3.500	3.500	3.500		3.500
		3.850	3.550	3.500		3.535
						3.550
				3.710		
				3.850		
Thickness of the floor slabs (excluding plaster) of each residential property (mm) 每個住宅物業的樓板(不包括灰泥)的厚度(毫米)	2/F-6/F 2樓-6樓	150		150		150
		175		175		175
		200				200
		225				200

The internal areas of the residential properties on the upper floors will generally be slightly larger than those on the lower floors because of the reducing thickness of the structural walls on the upper floors.

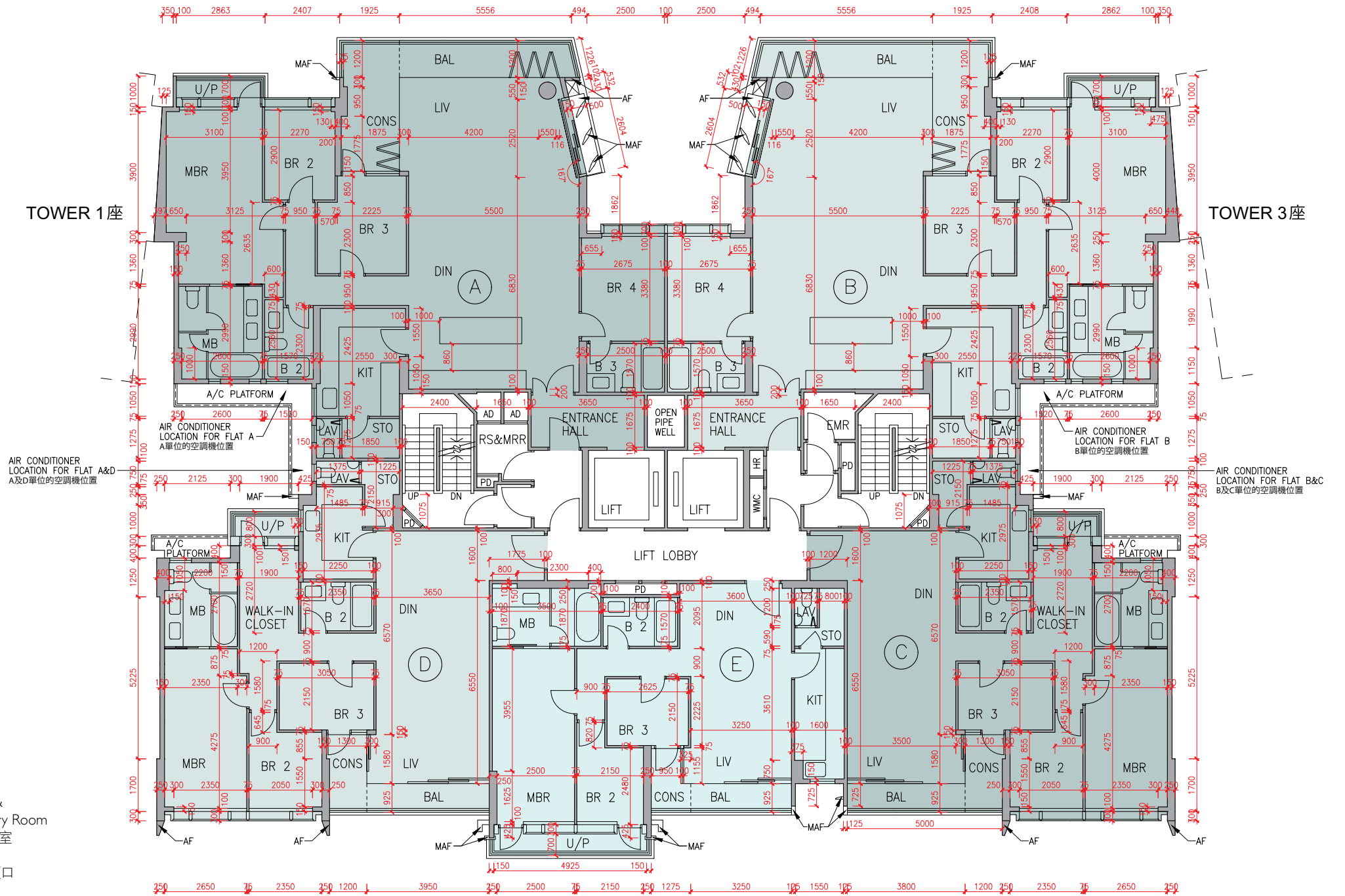
因住宅物業的較高樓層的結構牆的厚度遞減，較高樓層的內部面積，一般比較低樓層的內部面積稍大。

- Remarks: 1. The dimensions in the floor plans are all structural dimensions in millimetre.
2. The entrance hall (serving as a private lift lobby), if any, and conservatory form part of a residential property, are not common part of the Development. Where applicable, the saleable area of the relevant residential properties specified in the section "Area of Residential Properties in the Development" already includes the floor areas of such entrance hall and conservatory. The Authorised Person for the Development has certified that (a) there is no restriction on the usage of such entrance hall and conservatory which will affect owner's enjoyment of the relevant residential property and (b) such entrance hall and conservatory are made for the exclusive use of the owner of the relevant residential property.

- 備註：1. 樓面平面圖之尺規所列數字為以毫米標示之建築結構尺寸。
2. 入口大堂(作為私人升降機大堂)(如有)及溫室屬住宅物業一部分，並非發展項目之公用部分。如適用，在「發展項目中的住宅物業的面積」部分內所列出的有關住宅物業之實用面積包括該入口大堂及溫室之樓面面積。發展項目的認可人士已證明入口大堂及溫室(a)在使用上沒有限制亦不會對相關住宅物業業主享用該住宅物業造成影響及(b)是專供相關住宅物業業主使用而設。

LEGEND 2 圖例 2

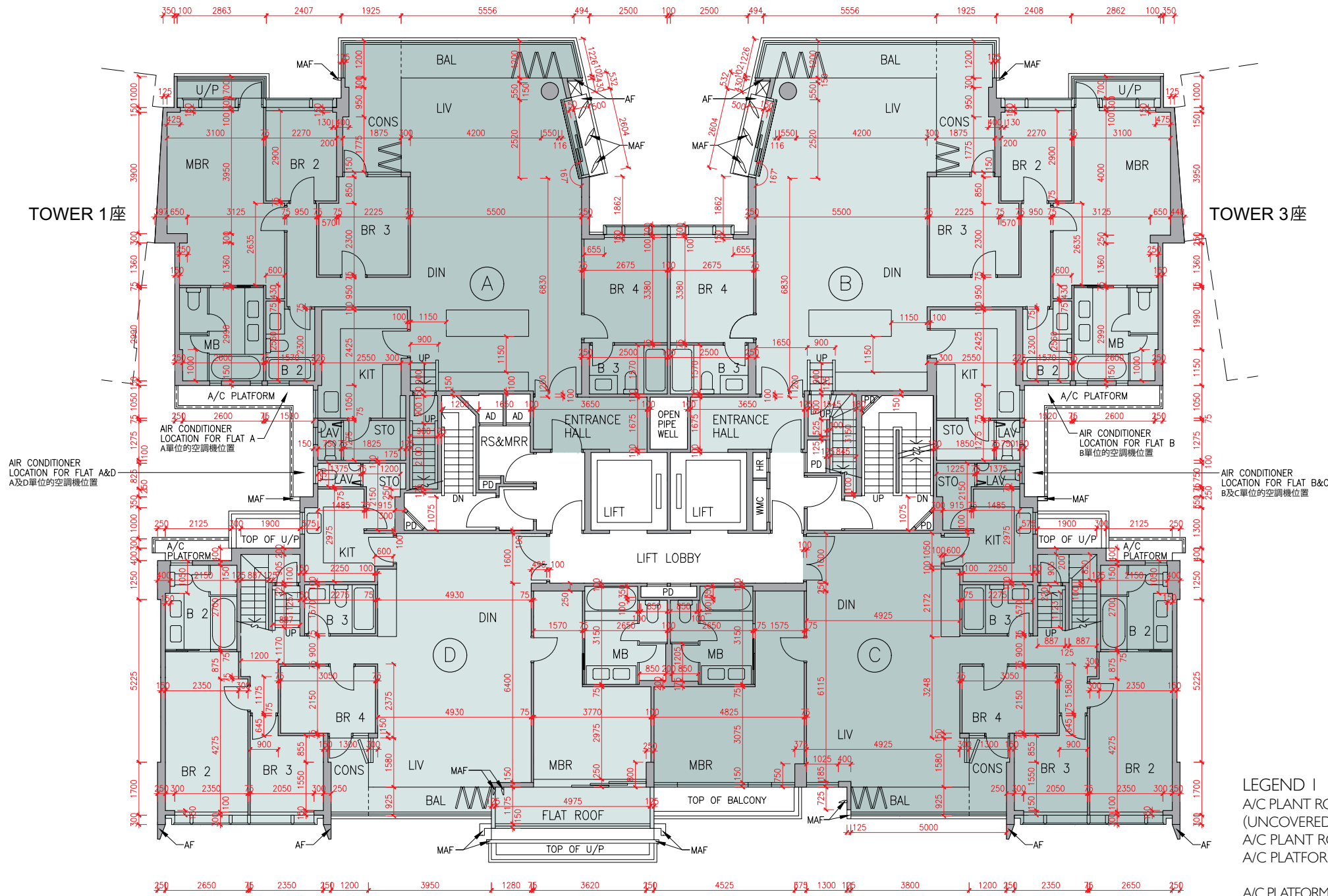
JACUZZI = 按摩池	RS & MRR = Refuse Storage & Material Recovery Room 垃圾及物料回收室
KIT = Kitchen 廚房	SKYLIGHT = 天窗
LAV = Lavatory 洗手間	SV = Smoke Vent 排煙口
LIFT = 升降機	STO = Store 儲物房
LIFT LOBBY = 升降機大堂	SWIMMING POOL = 游泳池
LIFT SHAFT = 升降機槽	TOP OF BALCONY = 下層露台上蓋
LIV = Living Room 客廳	TOP OF CURTAIN WALL = 幕牆頂部
LIV / DIN = Living / Dining Room 客/飯廳	TOP OF U/P = Top of Utility Platform 下層工作平台上蓋
MAF = Metal Architectural Feature 金屬建築裝飾	UP = Up 上
MBR = Master Bedroom 主人睡房	U/P = Utility Platform 工作平台
MB = Master Bathroom 主人浴室	U/P ABOVE = Utility Platform Above 上層工作平台
OPEN PIPE WELL = 開放式管道井	VOID = 中空
OWM = Openable Window For Maintenance 維修窗口	VOID ABOVE = 上層中空
PANTRY = 備餐間	WALK-IN CLOSET = 衣帽間
PLANTER = 花槽	WMC = Water Meter Cabinet 水錶箱
PITCHED ROOF = 斜天台	WMR = Water Meter Room 水錶房
PD = Pipe Duct 管道槽	
PLANTER = 花槽	
ROOF = 天台	



Floor plans of residential properties in the development

發展項目的住宅物業的樓面平面圖

Tower 2 座 7/F 7樓



Description 描述	Flat 單位			
	A	B	C	D
Floor-to-floor height (refers to the height between the top surface of the structural slab of a floor and the top surface of the structural slab of its immediate upper floor) of each residential property (m) 每個住宅物業的層與層之間的高度(指該樓層之石屎地台面與上一層石屎地台面之高度距離)(米)	3.500		3.460	
	3.540		3.500	
	3.550		3.550	
	3.710		3.800	
	3.850		3.850	
	3.950		3.950	
Thickness of the floor slabs (excluding plaster) of each residential property (mm) 每個住宅物業的樓板(不包括灰泥)的厚度(毫米)	150		150	
	175		175	
	200		200	
	225		200	

The internal areas of the residential properties on the upper floors will generally be slightly larger than those on the lower floors because of the reducing thickness of the structural walls on the upper floors.

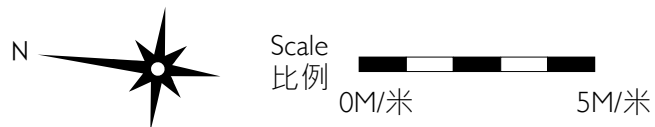
因住宅物業的較高樓層的結構牆的厚度遞減，較高樓層的內部面積，一般比較低樓層的內部面積稍大。

Remarks: 1. The dimensions in the floor plans are all structural dimensions in millimetre.
2. The entrance hall (serving as a private lift lobby), if any, and conservatory form part of a residential property, are not common part of the Development. Where applicable, the saleable area of the relevant residential properties specified in the section "Area of Residential Properties in the Development" already includes the floor areas of such entrance hall and conservatory. The Authorised Person for the Development has certified that (a) there is no restriction on the usage of such entrance hall and conservatory which will affect owner's enjoyment of the relevant residential property and (b) such entrance hall and conservatory are made for the exclusive use of the owner of the relevant residential property.

備註: 1. 樓面平面圖之尺規所列數字為以毫米標示之建築結構尺寸。
2. 入口大堂(作為私人升降機大堂)(如有)及溫室屬住宅物業一部分，並非發展項目之公用部分。如適用，在「發展項目中的住宅物業的面積」部分內所列出的有關住宅物業之實用面積包括該入口大堂及溫室之樓面面積。發展項目的認可人士已證明入口大堂及溫室(a)在使用上沒有限制亦不會對相關住宅物業業主享用該住宅物業造成影響及(b)是專供相關住宅物業業主使用而設。

LEGEND I 圖例 1

A/C PLANT ROOM (UNCOVERED)	= Air Conditioner Plant Room (uncovered) 空調機房(沒有上蓋)	CD	= Cable Duct 電線管道槽
A/C PLANT ROOM	= Air Conditioner Plant Room 空調機房	CFR	= Common Flat Roof 公用平台
A/C PLATFORM	= Air Conditioner Platform 空調機平台	CPR	= Common Pitched Roof 公用傾斜屋頂
A/C PLATFORM ABOVE	= Air Conditioner Platform Above 上層空調機平台	CONS	= Conservatory 溫室
ACOUSTIC FIN	= 隔音牆	CURTAIN WALL ABOVE	= 上方之幕牆
AD	= Air Duct 通風管道槽	DN	= Down 下
AF	= Architectural Feature 建築裝飾	DIN	= Dining Room 飯廳
AF ABOVE	= Architectural Feature Above 上層建築裝飾	DOG HOUSE	= Mechanical & Electrical Services Duct Connecting to the Floor Below 連接下層的機電設施管道
AF ON I/F	= 建築裝飾於1樓	DPMR	= Drainage Pipe Maintenance Room 排水管維修房
B	= Bathroom 浴室	ELV	= Extra Low Voltage Duct 低電壓管道
BAL	= Balcony 露台	EMR	= Electricity Meter Room 電錶房
BALCONY ABOVE	= Balcony above 上層露台	ENTRANCE HALL	= 入口大堂
BR	= Bedroom 睡房	FAMILY ROOM	= 家庭廳
BUILDING LINE ABOVE	= 上方之建築邊線	FLAT ROOF	= 平台
CANOPY	= 簷篷	GARDEN	= 花園
CANOPY ABOVE	= 上層簷篷	HR	= Hose Reel 消防喉轆



Floor plans of residential properties in the development

發展項目的住宅物業的樓面平面圖

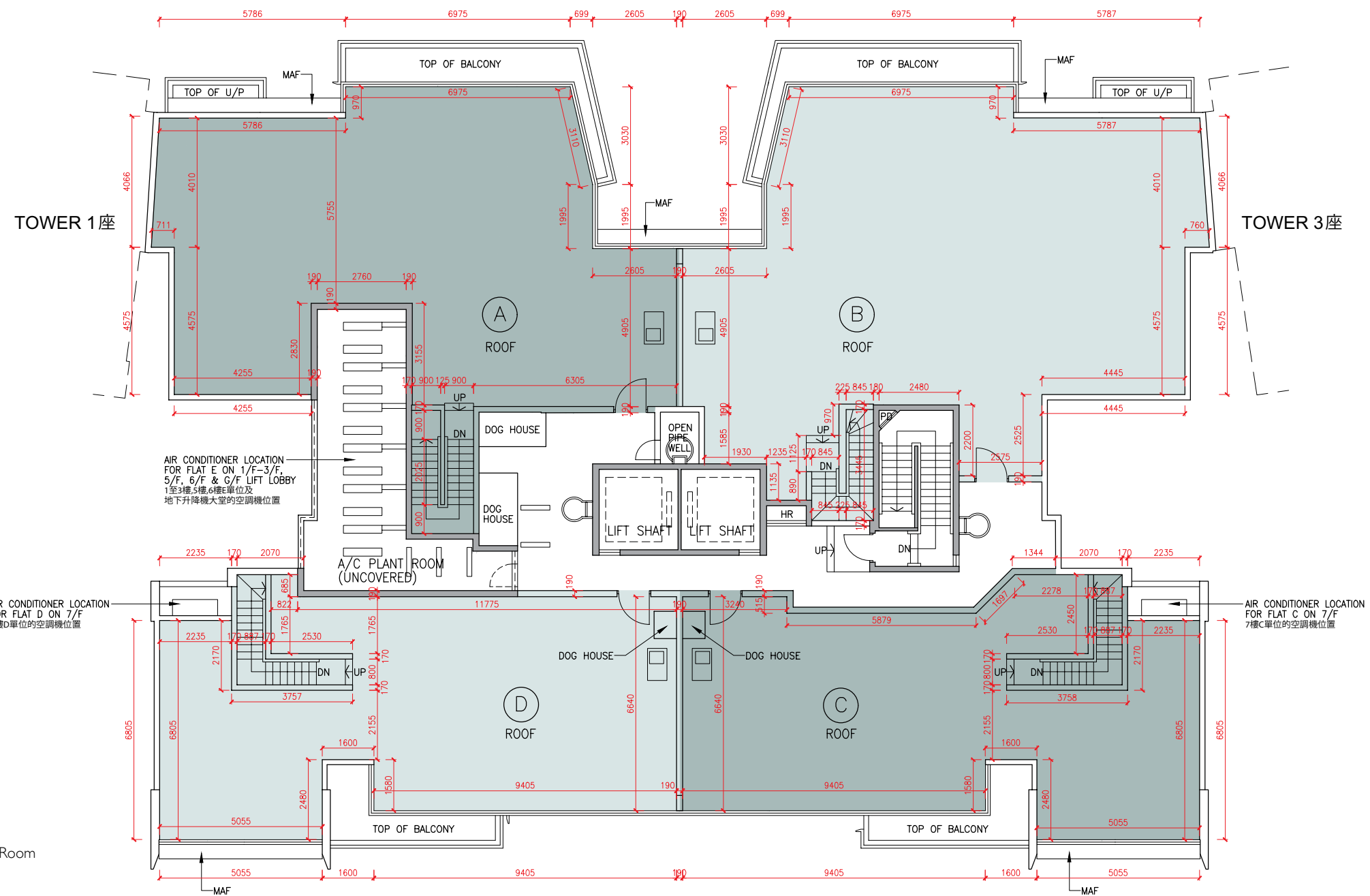
Tower 2 座 Roof 天台

The internal areas of the residential properties on the upper floors will generally be slightly larger than those on the lower floors because of the reducing thickness of the structural walls on the upper floors.

因住宅物業的較高樓層的結構牆的厚度遞減，較高樓層的內部面積，一般比較低樓層的內部面積稍大。

Remark: The dimensions in the floor plans are all structural dimensions in millimetre.

備註：樓面平面圖之尺規所列數字為以毫米標示之建築結構尺寸。



LEGEND 2 圖例 2

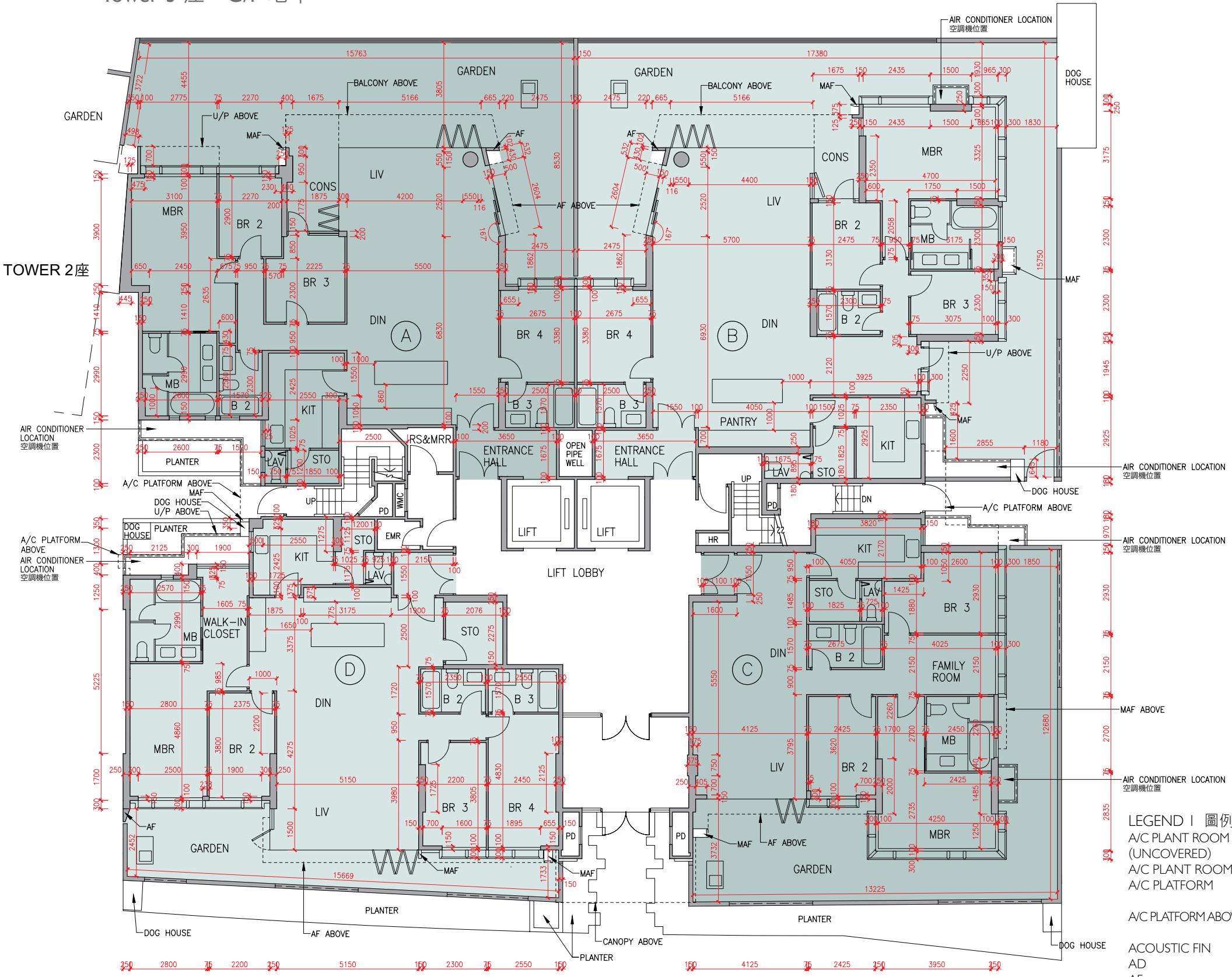
JACUZZI	= 按摩池	RS & MRR	= Refuse Storage & Material Recovery Room 垃圾及物料回收室
KIT	= Kitchen 廚房	SKYLIGHT	= 天窗
LAV	= Lavatory 洗手間	SV	= Smoke Vent 排煙口
LIFT	= 升降機	STO	= Store 儲物房
LIFT LOBBY	= 升降機大堂	SWIMMING POOL	= 游泳池
LIFT SHAFT	= 升降機槽	TOP OF BALCONY	= 下層露台上蓋
LIV	= Living Room 客廳	TOP OF CURTAIN WALL	= 幕牆頂部
LIV / DIN	= Living / Dining Room 客/飯廳	TOP OF U/P	= Top of Utility Platform 下層工作平台上蓋
MAF	= Metal Architectural Feature 金屬建築裝飾	UP	= Up 上
MBR	= Master Bedroom 主人睡房	U/P	= Utility Platform 工作平台
MB	= Master Bathroom 主人浴室	U/P ABOVE	= Utility Platform Above 上層工作平台
OPEN PIPE WELL	= 開放式管道井	VOID	= 中空
OWM	= Openable Window For Maintenance 維修窗口	VOID ABOVE	= 上層中空
PANTRY	= 備餐間	WALK-IN CLOSET	= 衣帽間
PLANTER	= 花槽	WMC	= Water Meter Cabinet 水錶箱
PITCHED ROOF	= 斜天台	WMR	= Water Meter Room 水錶房
PD	= Pipe Duct 管道槽		
PLANTER	= 花槽		
ROOF	= 天台		



Scale 比例
0M/米 5M/米

發展項目的住宅物業的樓面平面圖

Tower 3 座 G/F 地下



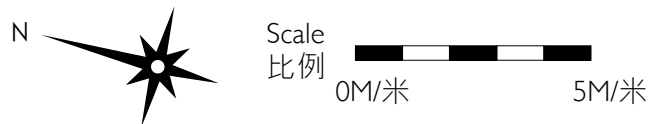
Description 描述	Flat 單位			
	A	B	C	D
Floor-to-floor height (refers to the height between the top surface of the structural slab of a floor and the top surface of the structural slab of its immediate upper floor) of each residential property (m) 每個住宅物業的層與層之間的高度 (指該樓層之石屎地台面與上一層石屎地台面之高度距離)(米)	3.050			
	3.150	3.150	3.100	3.150
	3.350	3.350	3.150	3.200
	3.390	3.390	3.200	3.450
	3.450	3.450	3.225	3.450
	3.500	3.500	3.450	3.500
	3.550	3.650	3.450	3.550
	3.700	3.700	3.500	3.850
	3.850	4.000	3.550	3.900
	3.900	4.050	3.900	
Thickness of the floor slabs (excluding plaster) of each residential property (mm) 每個住宅物業的樓板 (不包括灰泥)的厚度(毫米)	150			
	175	150	150	
	200	175	175	
	225	225	200	

The internal areas of the residential properties on the upper floors will generally be slightly larger than those on the lower floors because of the reducing thickness of the structural walls on the upper floors.
因住宅物業的較高樓層的結構牆的厚度遞減，較高樓層的內部面積，一般比較低樓層的內部面積稍大。

Remarks : 1. The dimensions in the floor plans are all structural dimensions in millimetre.
2. The entrance hall (serving as a private lift lobby), if any, and conservatory, if any, form part of a residential property, are not common part of the Development. Where applicable, the saleable area of the relevant residential properties specified in the section "Area of Residential Properties in the Development" already includes the floor areas of such entrance hall and conservatory. The Authorised Person for the Development has certified that (a) there is no restriction on the usage of such entrance hall and conservatory which will affect owner's enjoyment of the relevant residential property and (b) such entrance hall and conservatory are made for the exclusive use of the owner of the relevant residential property.

備註 : 1. 樓面平面圖之尺規所列數字為以毫米標示之建築結構尺寸。
2. 入口大堂(作為私人升降機大堂)(如有)及溫室(如有)屬住宅物業一部分，並非發展項目之公用部分。如適用，在「發展項目中的住宅物業的面積」部分內所列出的有關住宅物業之實用面積包括該入口大堂及溫室之樓面面積。發展項目的認可人士已證明入口大堂及溫室(a)在使用上沒有限制亦不會對相關住宅物業業主享用該住宅物業造成影響及(b)是專供相關住宅物業業主使用而設。

- LEGEND | 圖例 1**
- A/C PLANT ROOM (UNCOVERED) = Air Conditioner Plant Room (uncovered) 空調機房(沒有上蓋)
 - A/C PLANT ROOM = Air Conditioner Plant Room 空調機房
 - A/C PLATFORM = Air Conditioner Platform 空調機平台
 - A/C PLATFORM ABOVE = Air Conditioner Platform Above 上層空調機平台
 - ACOUSTIC FIN = 隔音牆
 - AD = Air Duct 通風管道槽
 - AF = Architectural Feature 建築裝飾
 - AF ABOVE = Architectural Feature Above 上層建築裝飾
 - AF ON I/F = 建築裝飾於1樓
 - B = Bathroom 浴室
 - BAL = Balcony 露台
 - BALCONY ABOVE = Balcony above 上層露台
 - BR = Bedroom 睡房
 - BUILDING LINE ABOVE = 上方之建築邊線
 - CANOPY = 簷篷
 - CANOPY ABOVE = 上層簷篷
 - CD = Cable Duct 電線管道槽
 - CFR = Common Flat Roof 公用平台
 - CPR = Common Pitched Roof 公用傾斜屋頂
 - CONS = Conservatory 溫室
 - CURTAIN WALL ABOVE = 上方之幕牆
 - DN = Down 下
 - DIN = Dining Room 飯廳
 - DOG HOUSE = Mechanical & Electrical Services Duct Connecting to the Floor Below 連接下層的機電設施管道
 - DPMR = Drainage Pipe Maintenance Room 排水管維修房
 - ELV = Extra Low Voltage Duct 低電壓管道
 - EMR = Electricity Meter Room 電錶房
 - ENTRANCE HALL = 入口大堂
 - FAMILY ROOM = 家庭廳
 - FLAT ROOF = 平台
 - GARDEN = 花園
 - HR = Hose Reel 消防喉轆



Floor plans of residential properties in the development

發展項目的住宅物業的樓面平面圖

Tower 3 座 I/F 1樓

Description 描述	Flat 單位				
	A	B	C	D	E
Floor-to-floor height (refers to the height between the top surface of the structural slab of a floor and the top surface of the structural slab of its immediate upper floor) of each residential property (m) 每個住宅物業的層與層之間的高度(指該樓層之石屎地台面與上一層石屎地台面之高度距離)(米)	I/F 1樓 3.375	3.375 3.425 3.775	3.375 3.425 3.440 3.725	3.025 3.365 3.375 3.425	3.365 3.375 3.425 3.465 3.725
Thickness of the floor slabs (excluding plaster) of each residential property (mm) 每個住宅物業的樓板(不包括灰泥)的厚度(毫米)	I/F 1樓 150 175 200 225	150 175 225	150 175 200	150 175	150 175 200

The internal areas of the residential properties on the upper floors will generally be slightly larger than those on the lower floors because of the reducing thickness of the structural walls on the upper floors.

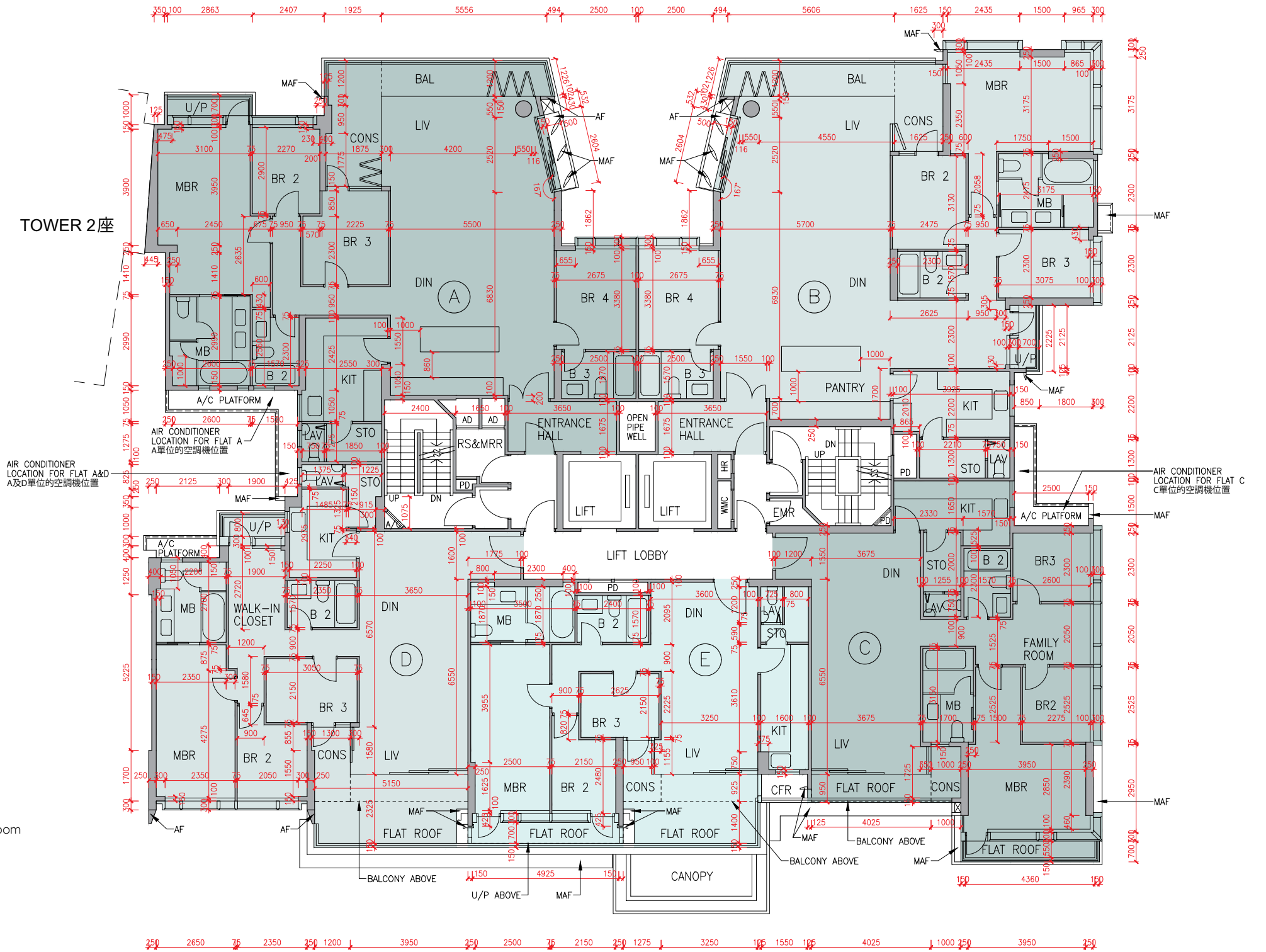
因住宅物業的較高樓層的結構牆的厚度遞減，較高樓層的內部面積，一般比較低樓層的內部面積稍大。

Remarks: 1. The dimensions in the floor plans are all structural dimensions in millimetre.
2. The entrance hall (serving as a private lift lobby), if any, and conservatory form part of a residential property, are not common part of the Development. Where applicable, the saleable area of the relevant residential properties specified in the section "Area of Residential Properties in the Development" already includes the floor areas of such entrance hall and conservatory. The Authorised Person for the Development has certified that (a) there is no restriction on the usage of such entrance hall and conservatory which will affect owner's enjoyment of the relevant residential property and (b) such entrance hall and conservatory are made for the exclusive use of the owner of the relevant residential property.

備註：1. 樓面平面圖之尺規所列數字為以毫米標示之建築結構尺寸。
2. 入口大堂(作為私人升降機大堂)(如有)及溫室屬住宅物業一部分，並非發展項目之公用部分。如適用，在「發展項目中的住宅物業的面積」部分內所列出的有關住宅物業之實用面積包括該入口大堂及溫室之樓面面積。發展項目的認可人士已證明入口大堂及溫室(a)在使用上沒有限制亦不會對相關住宅物業業主享用該住宅物業造成影響及(b)是專供相關住宅物業業主使用而設。

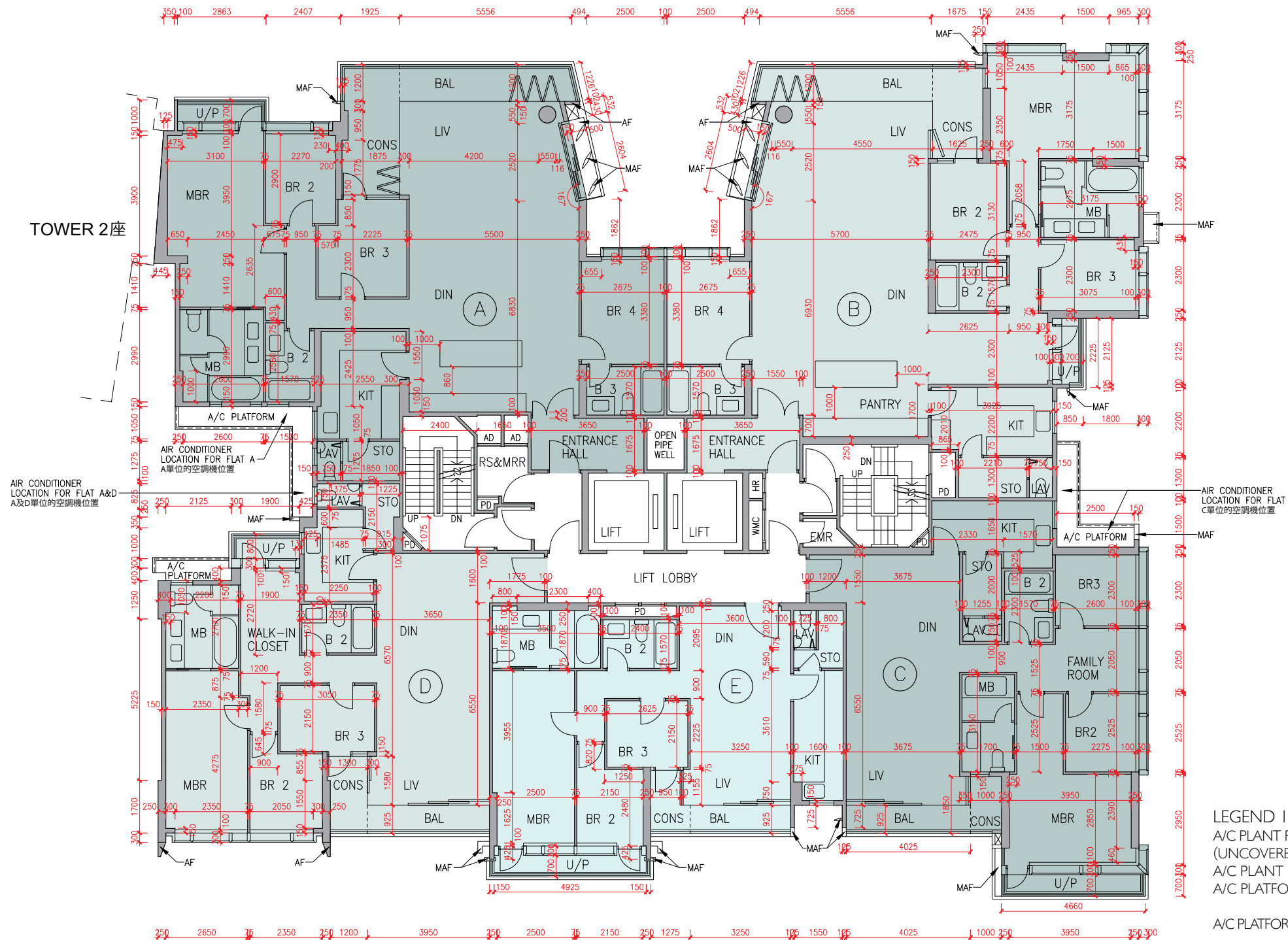
LEGEND 2 圖例 2

JACUZZI = 按摩池	RS & MRR = Refuse Storage & Material Recovery Room 垃圾及物料回收室
KIT = Kitchen 廚房	SKYLIGHT = 天窗
LAV = Lavatory 洗手間	SV = Smoke Vent 排煙口
LIFT = 升降機	STO = Store 儲物房
LIFT LOBBY = 升降機大堂	SWIMMING POOL = 游泳池
LIFT SHAFT = 升降機槽	TOP OF BALCONY = 下層露台上蓋
LIV = Living Room 客廳	TOP OF CURTAIN WALL = 幕牆頂部
LIV / DIN = Living / Dining Room 客/飯廳	TOP OF U/P = Top of Utility Platform 下層工作平台上蓋
MAF = Metal Architectural Feature 金屬建築裝飾	UP = Up 上
MBR = Master Bedroom 主人睡房	U/P = Utility Platform 工作平台
MB = Master Bathroom 主人浴室	U/P ABOVE = Utility Platform Above 上層工作平台
OPEN PIPE WELL = 開放式管道井	VOID = 中空
OWM = Openable Window For Maintenance 維修窗口	VOID ABOVE = 上層中空
PANTRY = 備餐間	WALK-IN CLOSET = 衣帽間
PLANTER = 花槽	WMC = Water Meter Cabinet 水錶箱
PITCHED ROOF = 斜天台	WMR = Water Meter Room 水錶房
PD = Pipe Duct 管道槽	
PLANTER = 花槽	
ROOF = 天台	



發展項目的住宅物業的樓面平面圖

Tower 3 座 2/F - 6/F (4/F is omitted) 2樓-6樓(不設4樓)



Description 描述	Flat 單位				
	A	B	C	D	E
Floor-to-floor height (refers to the height between the top surface of the structural slab of a floor and the top surface of the structural slab of its immediate upper floor) of each residential property (m) 每個住宅物業的層與層之間的高度(指該樓層之石屎地台面與上一層石屎地台面之高度距離)(米)	2/F-5/F 2樓-5樓				
	3.375				
Thickness of the floor slabs (excluding plaster) of each residential property (mm) 每個住宅物業的樓板(不包括灰泥)的厚度(毫米)	2/F-5/F 2樓-5樓				
	150 175 200 225	150 175 225	150 175 200	150 175	150 175 200
	6/F 6樓				
	3.150 3.500 3.850	3.100 3.500 3.850	3.100 3.200 3.450 3.500 3.550 3.850 3.900	3.500	3.150 3.200 3.450 3.500 3.535 3.550 3.710 3.850

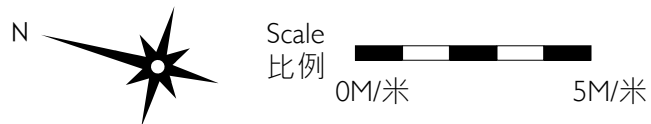
The internal areas of the residential properties on the upper floors will generally be slightly larger than those on the lower floors because of the reducing thickness of the structural walls on the upper floors.
因住宅物業的較高樓層的結構牆的厚度遞減，較高樓層的內部面積，一般比較低樓層的內部面積稍大。

Remarks : 1. The dimensions in the floor plans are all structural dimensions in millimetre.
2. The entrance hall (serving as a private lift lobby), if any, and conservatory form part of a residential property, are not common part of the Development. Where applicable, the saleable area of the relevant residential properties specified in the section "Area of Residential Properties in the Development" already includes the floor areas of such entrance hall and conservatory. The Authorised Person for the Development has certified that (a) there is no restriction on the usage of such entrance hall and conservatory which will affect owner's enjoyment of the relevant residential property and (b) such entrance hall and conservatory are made for the exclusive use of the owner of the relevant residential property.

備註：1. 樓面平面圖之尺規所列數字為以毫米標示之建築結構尺寸。
2. 入口大堂(作為私人升降機大堂)(如有)及溫室屬住宅物業一部分，並非發展項目之公用部分。如適用，在「發展項目中的住宅物業的面積」部分內所列出的有關住宅物業之實用面積包括該入口大堂及溫室之樓面面積。發展項目的認可人士已證明入口大堂及溫室(a)在使用上沒有限制亦不會對相關住宅物業業主享用該住宅物業造成影響及(b)是專供相關住宅物業業主使用而設。

LEGEND I 圖例 1

- A/C PLANT ROOM (UNCOVERED) = Air Conditioner Plant Room (uncovered) 空調機房(沒有上蓋)
- A/C PLANT ROOM = Air Conditioner Plant Room 空調機房
- A/C PLATFORM = Air Conditioner Platform 空調機平台
- A/C PLATFORM ABOVE = Air Conditioner Platform Above 上層空調機平台
- ACOUSTIC FIN = 隔音牆
- AD = Air Duct 通風管道槽
- AF = Architectural Feature 建築裝飾
- AF ABOVE = Architectural Feature Above 上層建築裝飾
- AF ON I/F = 建築裝飾於1樓
- B = Bathroom 浴室
- BAL = Balcony 露台
- BALCONY ABOVE = Balcony above 上層露台
- BR = Bedroom 睡房
- BUILDING LINE ABOVE = 上方之建築邊線
- CANOPY = 簷篷
- CANOPY ABOVE = 上層簷篷
- CD = Cable Duct 電線管道槽
- CFR = Common Flat Roof 公用平台
- CPR = Common Pitched Roof 公用傾斜屋頂
- CONS = Conservatory 溫室
- CURTAIN WALL ABOVE = 上方之幕牆
- DN = Down 下
- DIN = Dining Room 飯廳
- DOG HOUSE = Mechanical & Electrical Services Duct Connecting to the Floor Below 連接下層的機電設施管道
- DPMR = Drainage Pipe Maintenance Room 排水管維修房
- ELV = Extra Low Voltage Duct 低電壓管道
- EMR = Electricity Meter Room 電錶房
- ENTRANCE HALL = 入口大堂
- FAMILY ROOM = 家庭廳
- FLAT ROOF = 平台
- GARDEN = 花園
- HR = Hose Reel 消防喉轆



Floor plans of residential properties in the development

發展項目的住宅物業的樓面平面圖

Tower 3 座 7/F 7樓

Description 描述	Flat 單位			
	A	B	C	D
Floor-to-floor height (refers to the height between the top surface of the structural slab of a floor and the top surface of the structural slab of its immediate upper floor) of each residential property (m) 每個住宅物業的層與層之間的高度 (指該樓層之石屎地台面與上一層石屎地台面之高度距離)(米)	7/F	3.500	3.425	3.460
	7樓	3.540	3.500	3.500
		3.550	3.550	3.550
		3.710	3.800	3.800
		3.850	3.850	3.850
Thickness of the floor slabs (excluding plaster) of each residential property (mm) 每個住宅物業的樓板 (不包括灰泥)的厚度(毫米)	7/F	150	150	150
	7樓	175	175	175
		200	225	175
		225		200

The internal areas of the residential properties on the upper floors will generally be slightly larger than those on the lower floors because of the reducing thickness of the structural walls on the upper floors.

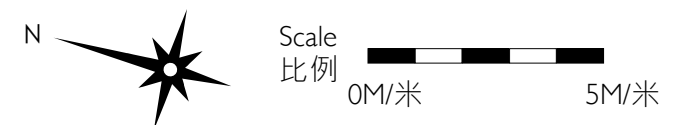
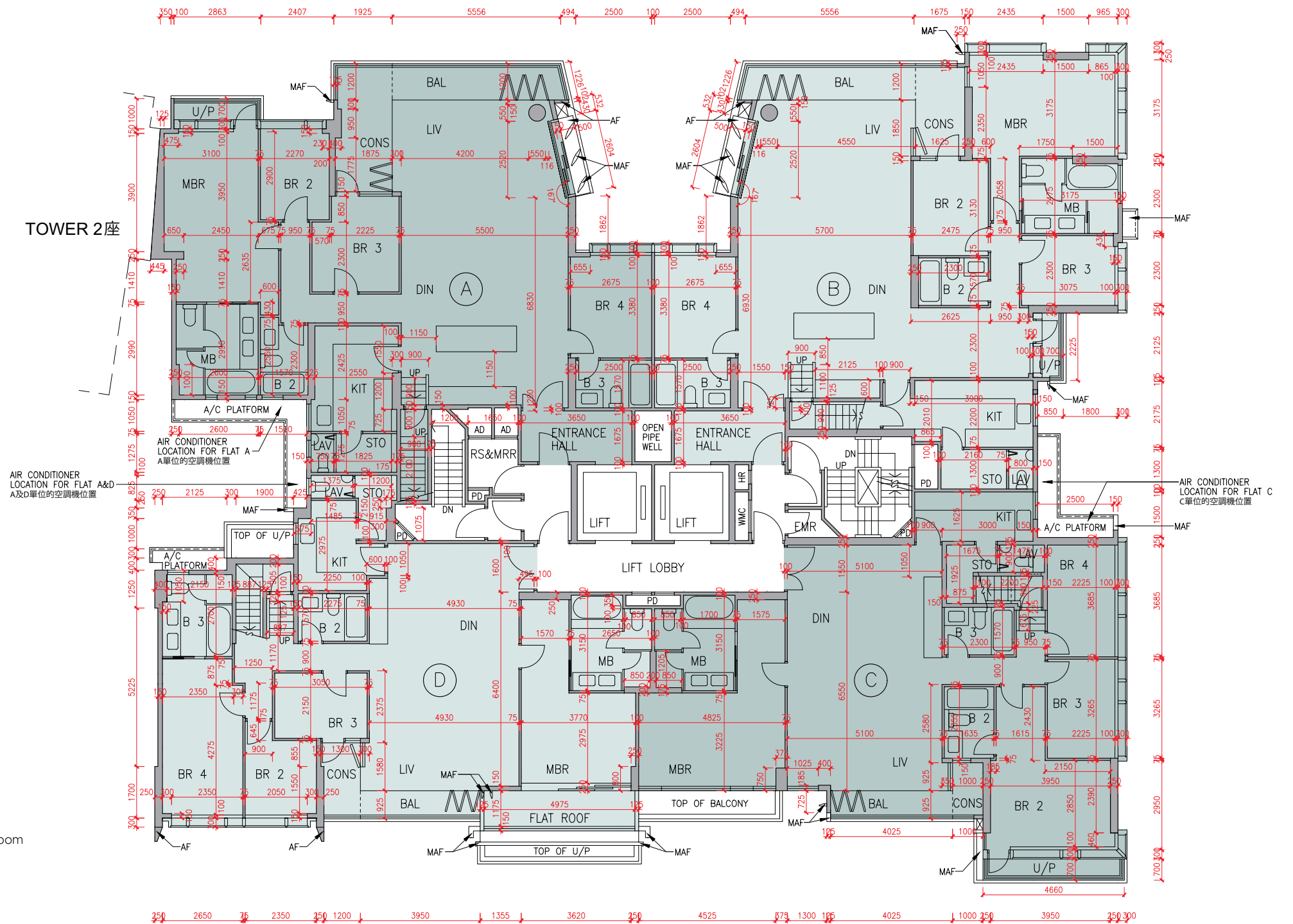
因住宅物業的較高樓層的結構牆的厚度遞減，較高樓層的內部面積，一般比較低樓層的內部面積稍大。

- Remarks: 1. The dimensions in the floor plans are all structural dimensions in millimetre.
2. The entrance hall (serving as a private lift lobby), if any, and conservatory form part of a residential property, are not common part of the Development. Where applicable, the saleable area of the relevant residential properties specified in the section "Area of Residential Properties in the Development" already includes the floor areas of such entrance hall and conservatory. The Authorised Person for the Development has certified that (a) there is no restriction on the usage of such entrance hall and conservatory which will affect owner's enjoyment of the relevant residential property and (b) such entrance hall and conservatory are made for the exclusive use of the owner of the relevant residential property.

- 備註：1. 樓面平面圖之尺規所列數字為以毫米標示之建築結構尺寸。
2. 入口大堂(作為私人升降機大堂)(如有)及溫室屬住宅物業一部分，並非發展項目之公用部分。如適用，在「發展項目中的住宅物業的面積」部分內所列出的有關住宅物業之實用面積包括該入口大堂及溫室之樓面面積。發展項目的認可人士已證明入口大堂及溫室(a)在使用上沒有限制亦不會對相關住宅物業業主享用該住宅物業造成影響及(b)是專供相關住宅物業業主使用而設。

LEGEND 2 圖例 2

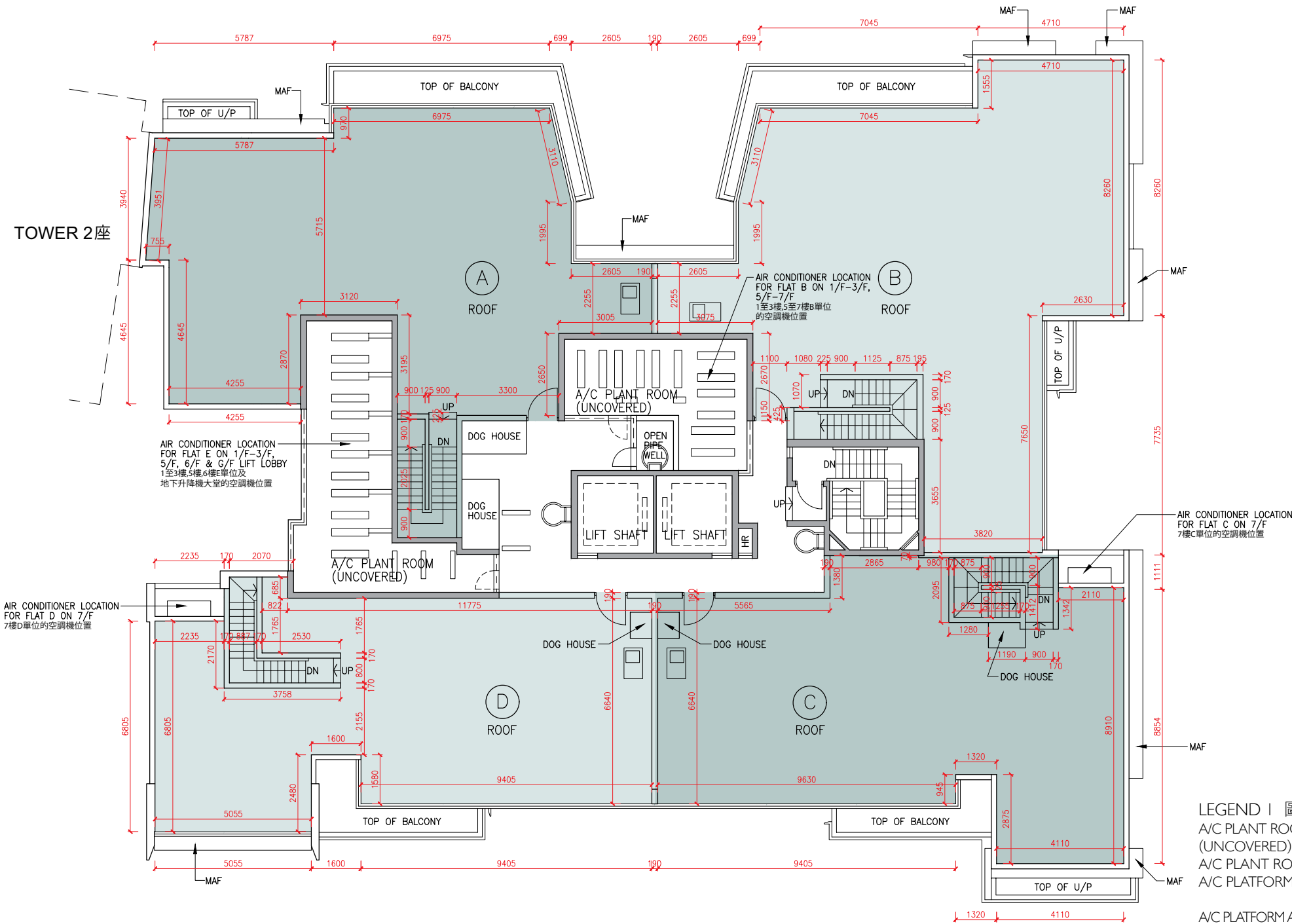
JACUZZI = 按摩池	RS & MRR = Refuse Storage & Material Recovery Room 垃圾及物料回收室
KIT = Kitchen 廚房	SKYLIGHT = 天窗
LAV = Lavatory 洗手間	SV = Smoke Vent 排煙口
LIFT = 升降機	STO = Store 儲物房
LIFT LOBBY = 升降機大堂	SWIMMING POOL = 游泳池
LIFT SHAFT = 升降機槽	TOP OF BALCONY = 下層露台上蓋
LIV = Living Room 客廳	TOP OF CURTAIN WALL = 幕牆頂部
LIV / DIN = Living / Dining Room 客/飯廳	TOP OF U/P = Top of Utility Platform 下層工作平台上蓋
MAF = Metal Architectural Feature 金屬建築裝飾	UP = Up 上
MBR = Master Bedroom 主人睡房	U/P = Utility Platform 工作平台
MB = Master Bathroom 主人浴室	U/P ABOVE = Utility Platform Above 上層工作平台
OPEN PIPE WELL = 開放式管道井	VOID = 中空
OWM = Openable Window For Maintenance 維修窗口	VOID ABOVE = 上層中空
PANTRY = 備餐間	WALK-IN CLOSET = 衣帽間
PLANTER = 花槽	WMC = Water Meter Cabinet 水錶箱
PITCHED ROOF = 斜天台	WMR = Water Meter Room 水錶房
PD = Pipe Duct 管道槽	
PLANTER = 花槽	
ROOF = 天台	



Floor plans of residential properties in the development

發展項目的住宅物業的樓面平面圖

Tower 3 座 Roof 天台



The internal areas of the residential properties on the upper floors will generally be slightly larger than those on the lower floors because of the reducing thickness of the structural walls on the upper floors.

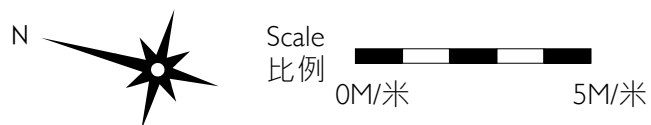
因住宅物業的較高樓層的結構牆的厚度遞減，較高樓層的內部面積，一般比較低樓層的內部面積稍大。

Remark: The dimensions in the floor plans are all structural dimensions in millimetre.

備註：樓面平面圖之尺規所列數字為以毫米標示之建築結構尺寸。

LEGEND | 圖例 1

A/C PLANT ROOM (UNCOVERED)	= Air Conditioner Plant Room (uncovered) 空調機房(沒有上蓋)	CD	= Cable Duct 電線管道槽
A/C PLANT ROOM	= Air Conditioner Plant Room 空調機房	CFR	= Common Flat Roof 公用平台
A/C PLATFORM	= Air Conditioner Platform 空調機平台	CPR	= Common Pitched Roof 公用傾斜屋頂
A/C PLATFORM ABOVE	= Air Conditioner Platform Above 上層空調機平台	CONS	= Conservatory 溫室
ACOUSTIC FIN	= 隔音牆	CURTAIN WALL ABOVE	= 上方之幕牆
AD	= Air Duct 通風管道槽	DN	= Down 下
AF	= Architectural Feature 建築裝飾	DIN	= Dining Room 飯廳
AF ABOVE	= Architectural Feature Above 上層建築裝飾	DOG HOUSE	= Mechanical & Electrical Services Duct Connecting to the Floor Below 連接下層的機電設施管道
AF ON I/F	= 建築裝飾於1樓	DPMR	= Drainage Pipe Maintenance Room 排水管維修房
B	= Bathroom 浴室	ELV	= Extra Low Voltage Duct 低電壓管道
BAL	= Balcony 露台	EMR	= Electricity Meter Room 電錶房
BALCONY ABOVE	= Balcony above 上層露台	ENTRANCE HALL	= 入口大堂
BR	= Bedroom 睡房	FAMILY ROOM	= 家庭廳
BUILDING LINE ABOVE	= 上方之建築邊線	FLAT ROOF	= 平台
CANOPY	= 簷篷	GARDEN	= 花園
CANOPY ABOVE	= 上層簷篷	HR	= Hose Reel 消防喉轆



Floor plans of residential properties in the development

發展項目的住宅物業的樓面平面圖

Tower 5 座 G/F 地下

Description 描述	Flat 單位			
	A	B	C	D
Floor-to-floor height (refers to the height between the top surface of the structural slab of a floor and the top surface of the structural slab of its immediate upper floor) of each residential property (m) 每個住宅物業的層與層之間的高度(指該樓層之石屎地台面與上一層石屎地台面之高度距離)(米)	3.150	3.050		
	3.350	3.150	3.150	3.100
	3.390	3.350	3.200	3.150
	3.450	3.390	3.450	3.200
	3.500	3.450	3.500	3.225
	3.650	3.500	3.550	3.450
	3.700	3.700	3.850	3.500
Thickness of the floor slabs (excluding plaster) of each residential property (mm) 每個住宅物業的樓板(不包括灰泥)的厚度(毫米)	150		150	
	175		175	
	200		200	
	225		200	

The internal areas of the residential properties on the upper floors will generally be slightly larger than those on the lower floors because of the reducing thickness of the structural walls on the upper floors.

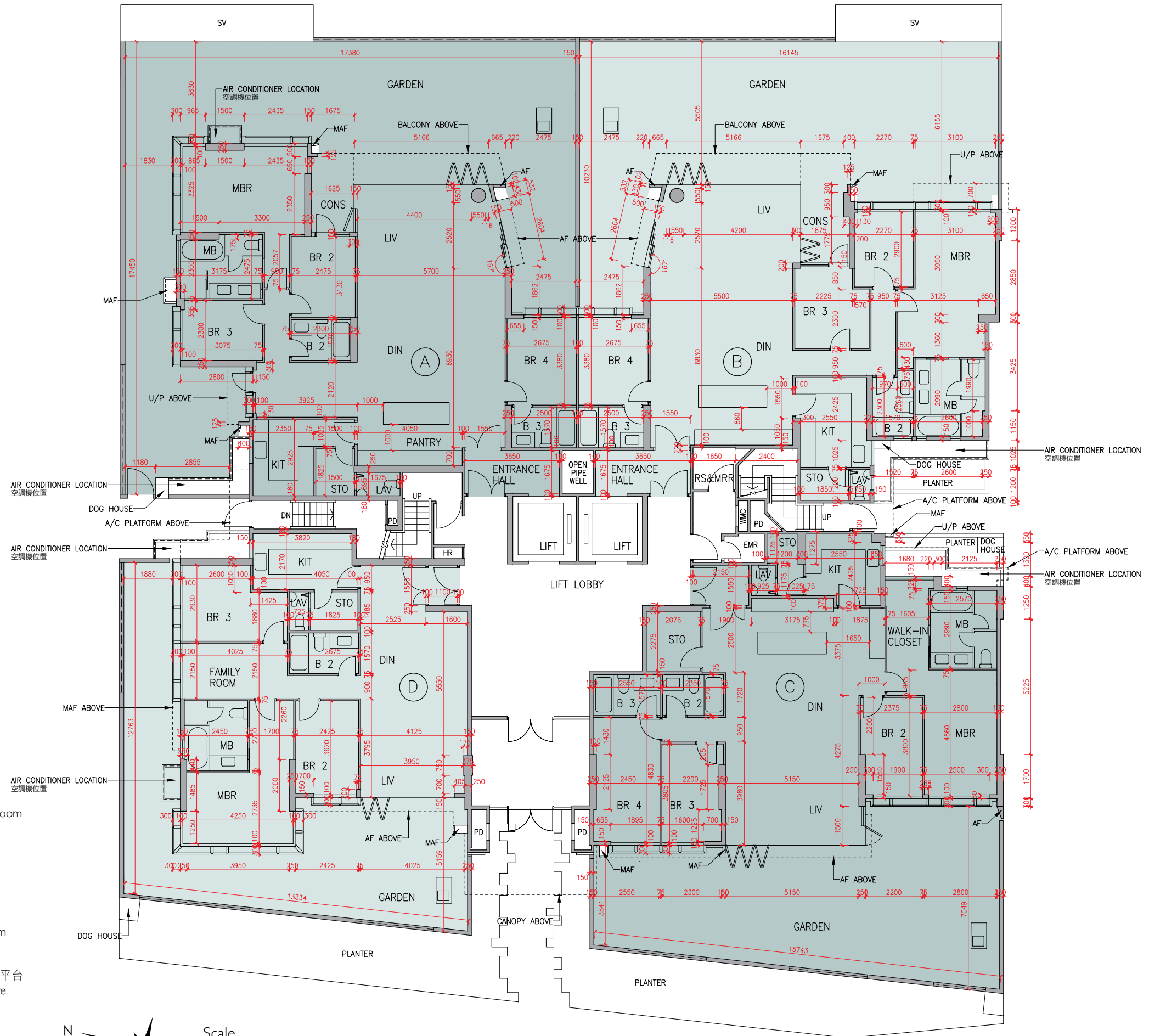
因住宅物業的較高樓層的結構牆的厚度遞減，較高樓層的內部面積，一般比較低樓層的內部面積稍大。

- Remarks: 1. The dimensions in the floor plans are all structural dimensions in millimetre.
2. The entrance hall (serving as a private lift lobby), if any, and conservatory, if any, form part of a residential property, are not common part of the Development. Where applicable, the saleable area of the relevant residential properties specified in the section "Area of Residential Properties in the Development" already includes the floor areas of such entrance hall and conservatory. The Authorised Person for the Development has certified that (a) there is no restriction on the usage of such entrance hall and conservatory which will affect owner's enjoyment of the relevant residential property and (b) such entrance hall and conservatory are made for the exclusive use of the owner of the relevant residential property.

- 備註：1. 樓面平面圖之尺規所列數字為以毫米標示之建築結構尺寸。
2. 入口大堂(作為私人升降機大堂)(如有)及溫室(如有)屬住宅物業一部分，並非發展項目之公用部分。如適用，在「發展項目中的住宅物業的面積」部分內所列出的有關住宅物業之實用面積包括該入口大堂及溫室之樓面面積。發展項目的認可人士已證明入口大堂及溫室(a)在使用上沒有限制亦不會對相關住宅物業業主享用該住宅物業造成影響及(b)是專供相關住宅物業業主使用而設。

LEGEND 2 圖例 2

JACUZZI = 按摩池	RS & MRR = Refuse Storage & Material Recovery Room 垃圾及物料回收室
KIT = Kitchen 廚房	SKYLIGHT = 天窗
LAV = Lavatory 洗手間	SV = Smoke Vent 排煙口
LIFT = 升降機	STO = Store 儲物房
LIFT LOBBY = 升降機大堂	SWIMMING POOL = 游泳池
LIFT SHAFT = 升降機槽	TOP OF BALCONY = 下層露台上蓋
LIV = Living Room 客廳	TOP OF CURTAIN WALL = 幕牆頂部
LIV / DIN = Living / Dining Room 客/飯廳	TOP OF U/P = Top of Utility Platform 下層工作平台上蓋
MAF = Metal Architectural Feature 金屬建築裝飾	UP = Up 上
MBR = Master Bedroom 主人睡房	U/P = Utility Platform 工作平台
MB = Master Bathroom 主人浴室	U/P ABOVE = Utility Platform Above 上層工作平台
OPEN PIPE WELL = 開放式管道井	VOID = 中空
OWM = Openable Window For Maintenance 維修窗口	VOID ABOVE = 上層中空
PANTRY = 備餐間	WALK-IN CLOSET = 衣帽間
PLANTER = 花槽	WMC = Water Meter Cabinet 水錶箱
PITCHED ROOF = 斜天台	WMR = Water Meter Room 水錶房
PD = Pipe Duct 管道槽	
PLANTER = 花槽	
ROOF = 天台	



Layout on the latest approved building plans, for "as-is" layout of Flat C, G/F, Tower 5, please refer to separate floor plan under this section.

最新經批准的建築圖則的布局，現時第5座地下C單位之布局另載於本章節。

Tower 5 座 G/F 地下

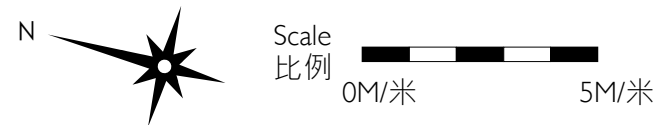
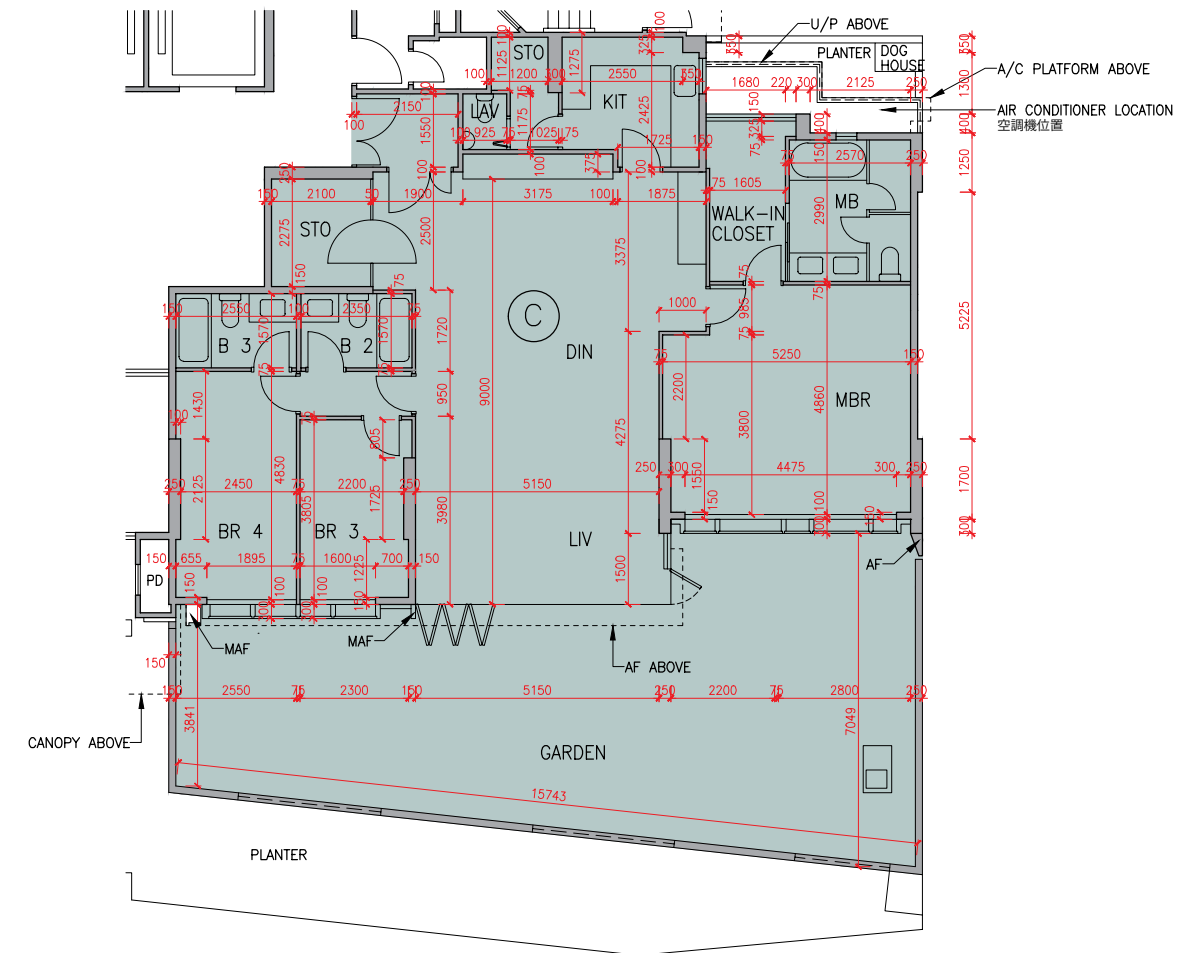
“As-is” layout with exempted works carried out under the Buildings Ordinance
獲建築物條例豁免的工程進行後的現時布局

List of exempted works under the Buildings Ordinance (Cap.123) carried out at Flat C after the completion of works as shown in the latest approved building plans:

- (a) Partition wall between store and dining room changed to glass partition.
- (b) Door of store changed to two-way glass door.
- (c) Door added to corridor leading to bedroom 3 & bedroom 4.
- (d) Partition wall between master bedroom and bedroom 2 removed.
- (e) Door of master bedroom relocated.
- (f) Partiton wall between walk-in closet and master bedroom added.
- (g) Door added at walk-in closet.
- (h) Fixture in dining room removed.

在最新經批准的建築圖則所顯示的工程完成後，按建築物條例(第123章)，於C單位作為豁免工程進行的工程如下：

- (a) 更改儲物房及飯廳之間的分牆為玻璃間牆。
- (b) 更改儲物房門為雙向玻璃掩門。
- (c) 增添門於通往睡房3及睡房4之走廊。
- (d) 刪除主人睡房及睡房2之間的分牆。
- (e) 主人睡房門位置移位。
- (f) 衣帽間及主人睡房之間增添間牆。
- (g) 增添衣帽間門。
- (h) 刪除飯廳的固定裝置。



The internal areas of the residential properties on the upper floors will generally be slightly larger than those on the lower floors because of the reducing thickness of the structural walls on the upper floors.

因住宅物業的較高樓層的結構牆的厚度遞減，較高樓層的內部面積，一般比較低樓層的內部面積稍大。

Remark: The dimensions in the floor plans are all structural dimensions in millimetre.

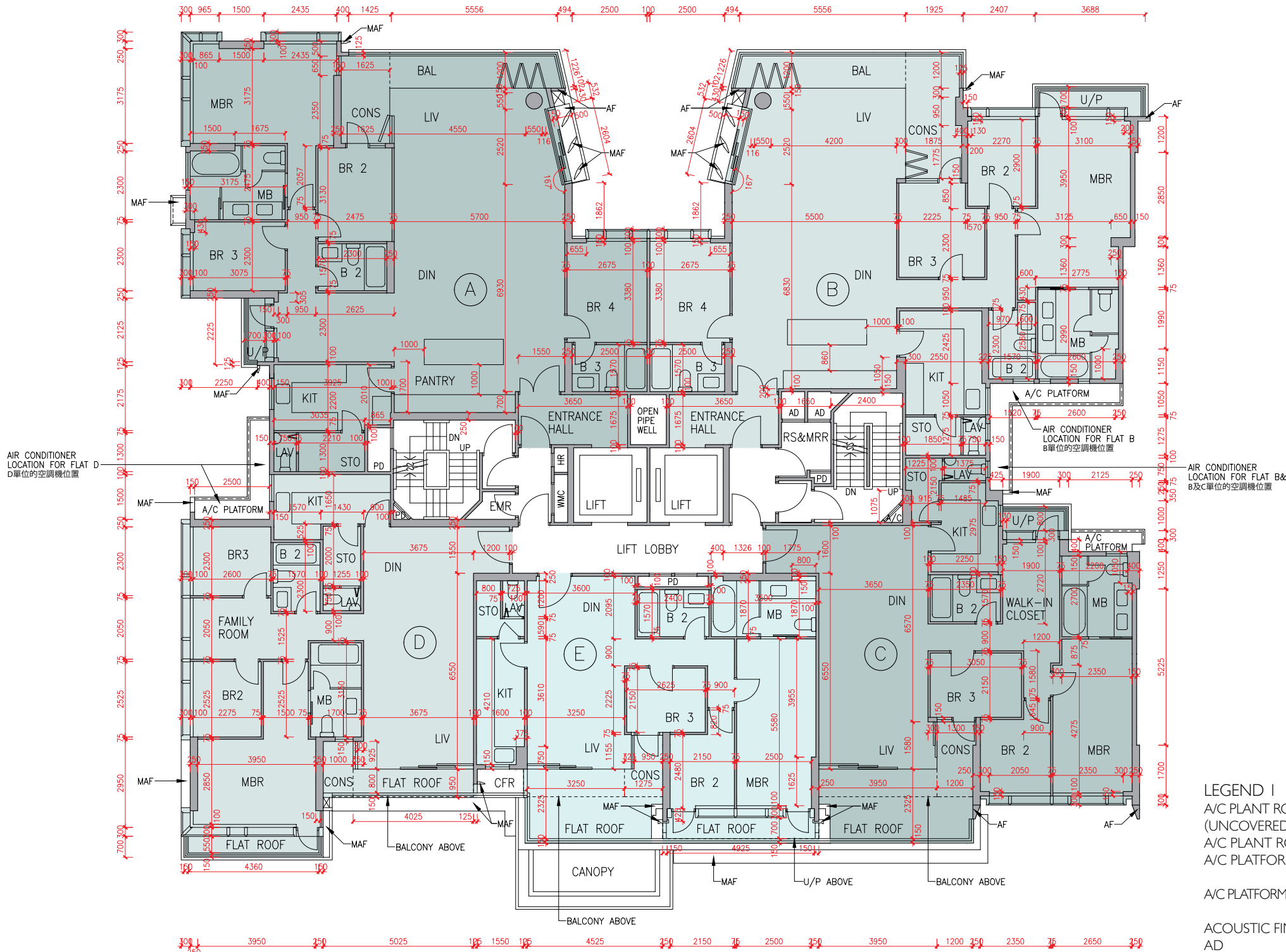
備註：樓面平面圖之尺規所列數字為以毫米標示之建築結構尺寸。

This page left blank intentionally
本頁故意留白

Floor plans of residential properties in the development

發展項目的住宅物業的樓面平面圖

Tower 5 座 1/F 1樓



Description 描述	Flat 單位				
	A	B	C	D	E
Floor-to-floor height (refers to the height between the top surface of the structural slab of a floor and the top surface of the structural slab of its immediate upper floor) of each residential property (m) 每個住宅物業的層與層之間的高度(指該樓層之石屎地台面與上一層石屎地台面之高度距離)(米)	3.375 3.425 3.775	3.375	3.025 3.365 3.375 3.425 3.425	3.375 3.425 3.465	3.025 3.365 3.375 3.425 3.425
Thickness of the floor slabs (excluding plaster) of each residential property (mm) 每個住宅物業的樓板(不包括灰泥)的厚度(毫米)	150 175 200 225	150	150 175 200	150	150 175 200

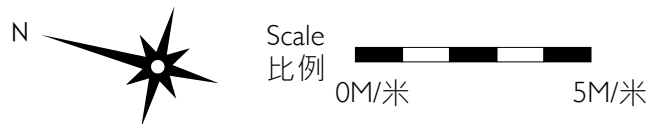
The internal areas of the residential properties on the upper floors will generally be slightly larger than those on the lower floors because of the reducing thickness of the structural walls on the upper floors.
因住宅物業的較高樓層的結構牆的厚度遞減，較高樓層的內部面積，一般比較低樓層的內部面積稍大。

Remarks: 1. The dimensions in the floor plans are all structural dimensions in millimetre.
2. The entrance hall (serving as a private lift lobby), if any, and conservatory form part of a residential property, are not common part of the Development. Where applicable, the saleable area of the relevant residential properties specified in the section "Area of Residential Properties in the Development" already includes the floor areas of such entrance hall and conservatory. The Authorised Person for the Development has certified that (a) there is no restriction on the usage of such entrance hall and conservatory which will affect owner's enjoyment of the relevant residential property and (b) such entrance hall and conservatory are made for the exclusive use of the owner of the relevant residential property.

備註: 1. 樓面平面圖之尺規所列數字為以毫米標示之建築結構尺寸。
2. 入口大堂(作為私人升降機大堂)(如有)及溫室屬住宅物業一部分，並非發展項目之公用部分。如適用，在「發展項目中的住宅物業的面積」部分內所列出的有關住宅物業之實用面積包括該入口大堂及溫室之樓面面積。發展項目的認可人士已證明入口大堂及溫室(a)在使用上沒有限制亦不會對相關住宅物業業主享用該住宅物業造成影響及(b)是專供相關住宅物業業主使用而設。

LEGEND | 圖例 1

A/C PLANT ROOM (UNCOVERED) = Air Conditioner Plant Room (uncovered) 空調機房(沒有上蓋)	CD = Cable Duct 電線管道槽
A/C PLANT ROOM = Air Conditioner Plant Room 空調機房	CFR = Common Flat Roof 公用平台
A/C PLATFORM = Air Conditioner Platform 空調機平台	CPR = Common Pitched Roof 公用傾斜屋頂
A/C PLATFORM ABOVE = Air Conditioner Platform Above 上層空調機平台	CONS = Conservatory 溫室
ACOUSTIC FIN = 隔音牆	CURTAIN WALL ABOVE = 上方之幕牆
AD = Air Duct 通風管道槽	DN = Down 下
AF = Architectural Feature 建築裝飾	DIN = Dining Room 飯廳
AF ABOVE = Architectural Feature Above 上層建築裝飾	DOG HOUSE = Mechanical & Electrical Services Duct Connecting to the Floor Below 連接下層的機電設施管道
AF ON I/F = 建築裝飾於1樓	DPMR = Drainage Pipe Maintenance Room 排水管維修房
B = Bathroom 浴室	ELV = Extra Low Voltage Duct 低電壓管道
BAL = Balcony 露台	EMR = Electricity Meter Room 電錶房
BALCONY ABOVE = Balcony above 上層露台	ENTRANCE HALL = 入口大堂
BR = Bedroom 睡房	FAMILY ROOM = 家庭廳
BUILDING LINE ABOVE = 上方之建築邊線	FLAT ROOF = 平台
CANOPY = 簷篷	GARDEN = 花園
CANOPY ABOVE = 上層簷篷	HR = Hose Reel 消防喉轆



Floor plans of residential properties in the development

發展項目的住宅物業的樓面平面圖

Tower 5 座 2/F - 6/F (4/F is omitted) 2樓-6樓(不設4樓)

Description 描述	Flat 單位					
	A	B	C	D	E	
Floor-to-floor height (refers to the height between the top surface of the structural slab of a floor and the top surface of the structural slab of its immediate upper floor) of each residential property (m) 每個住宅物業的層與層之間的高度(指該樓層之石屎地台面與上一層石屎地台面之高度距離)(米)	2/F-5/F 2樓-5樓	3.375				
	6/F 6樓	3.100 3.500	3.150 3.500	3.500	3.100 3.450 3.500	3.150 3.200 3.450 3.500 3.550 3.710 3.850
Thickness of the floor slabs (excluding plaster) of each residential property (mm) 每個住宅物業的樓板(不包括灰泥)的厚度(毫米)	2/F-5/F 2樓-5樓	150 175 200 225	150 175 200	150 175	150 175 200	
	6/F 6樓	150 175 200 225		150 175	150 175 200	

The internal areas of the residential properties on the upper floors will generally be slightly larger than those on the lower floors because of the reducing thickness of the structural walls on the upper floors.

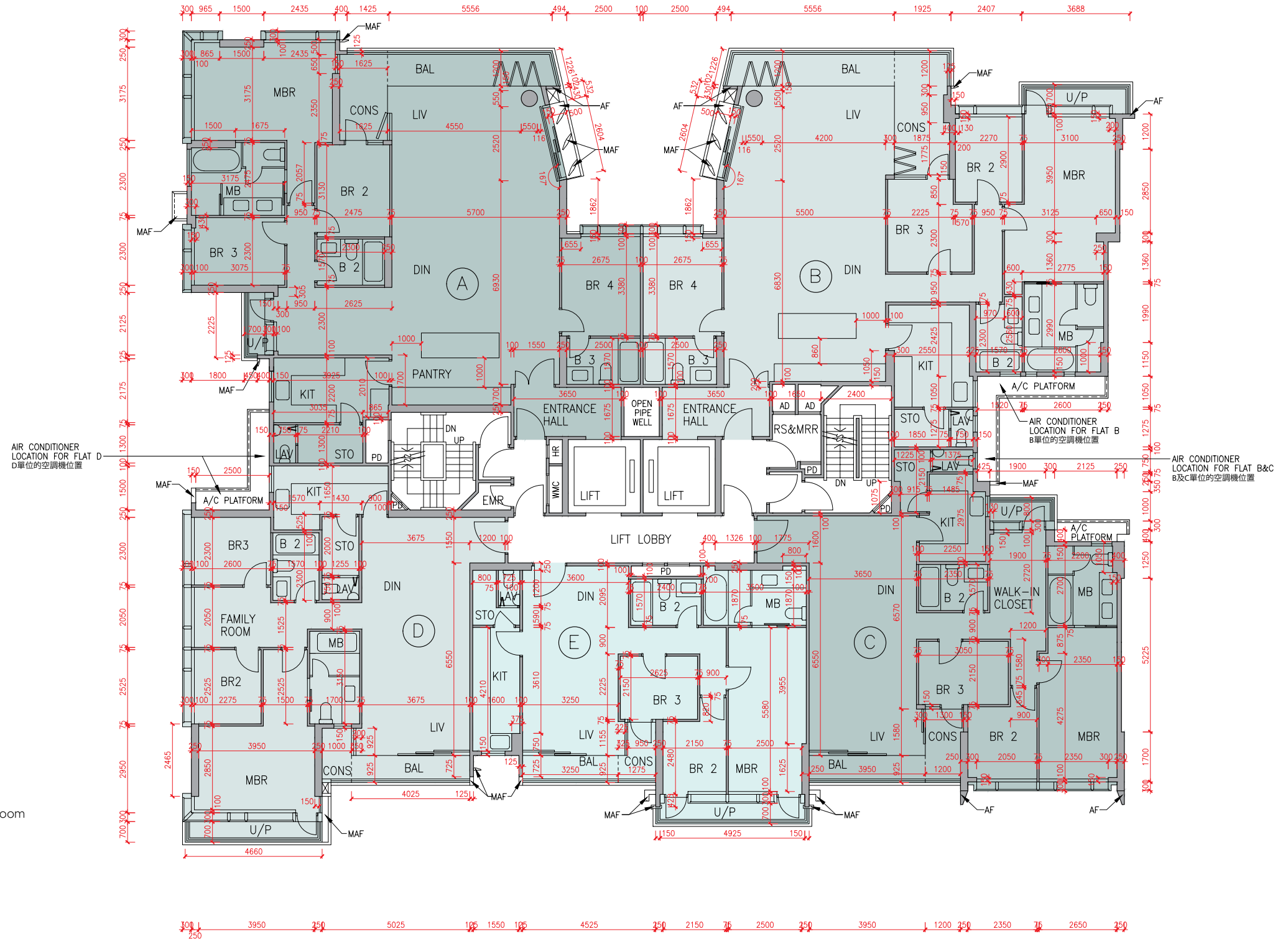
因住宅物業的較高樓層的結構牆的厚度遞減，較高樓層的內部面積，一般比較低樓層的內部面積稍大。

Remarks: 1. The dimensions in the floor plans are all structural dimensions in millimetre.
2. The entrance hall (serving as a private lift lobby), if any, and conservatory form part of a residential property, are not common part of the Development. Where applicable, the saleable area of the relevant residential properties specified in the section "Area of Residential Properties in the Development" already includes the floor areas of such entrance hall and conservatory. The Authorised Person for the Development has certified that (a) there is no restriction on the usage of such entrance hall and conservatory which will affect owner's enjoyment of the relevant residential property and (b) such entrance hall and conservatory are made for the exclusive use of the owner of the relevant residential property.

備註：1. 樓面平面圖之尺規所列數字為以毫米標示之建築結構尺寸。
2. 入口大堂(作為私人升降機大堂)(如有)及溫室屬住宅物業一部分，並非發展項目之公用部分。如適用，在「發展項目中的住宅物業的面積」部分內所列出的有關住宅物業之實用面積包括該入口大堂及溫室之樓面面積。發展項目的認可人士已證明入口大堂及溫室(a)在使用上沒有限制亦不會對相關住宅物業業主享用該住宅物業造成影響及(b)是專供相關住宅物業業主使用而設。

LEGEND 2 圖例 2

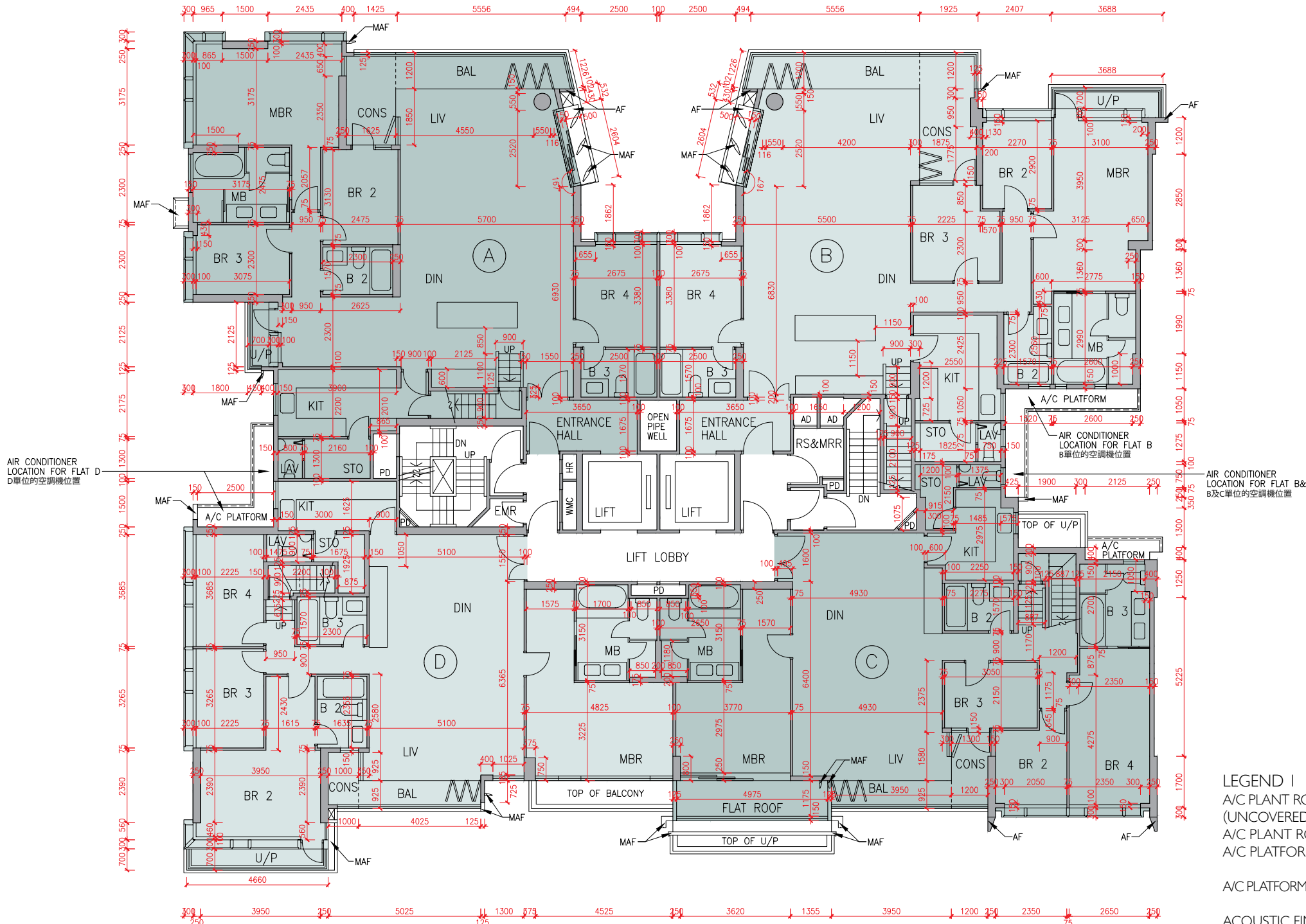
JACUZZI = 按摩池	RS & MRR = Refuse Storage & Material Recovery Room 垃圾及物料回收室
KIT = Kitchen 廚房	SKYLIGHT = 天窗
LAV = Lavatory 洗手間	SV = Smoke Vent 排煙口
LIFT = 升降機	STO = Store 儲物房
LIFT LOBBY = 升降機大堂	SWIMMING POOL = 游泳池
LIFT SHAFT = 升降機槽	TOP OF BALCONY = 下層露台上蓋
LIV = Living Room 客廳	TOP OF CURTAIN WALL = 幕牆頂部
LIV / DIN = Living / Dining Room 客/飯廳	TOP OF U/P = Top of Utility Platform 下層工作平台上蓋
MAF = Metal Architectural Feature 金屬建築裝飾	UP = Up 上
MBR = Master Bedroom 主人睡房	U/P = Utility Platform 工作平台
MB = Master Bathroom 主人浴室	U/P ABOVE = Utility Platform Above 上層工作平台
OPEN PIPE WELL = 開放式管道井	VOID = 中空
OWM = Openable Window For Maintenance 維修窗口	VOID ABOVE = 上層中空
PANTRY = 備餐間	WALK-IN CLOSET = 衣帽間
PLANTER = 花槽	WMC = Water Meter Cabinet 水錶箱
PITCHED ROOF = 斜天台	WMR = Water Meter Room 水錶房
PD = Pipe Duct 管道槽	
PLANTER = 花槽	
ROOF = 天台	



Floor plans of residential properties in the development

發展項目的住宅物業的樓面平面圖

Tower 5 座 7/F 7樓



Description 描述	Flat 單位				
	A	B	C	D	
Floor-to-floor height (refers to the height between the top surface of the structural slab of a floor and the top surface of the structural slab of its immediate upper floor) of each residential property (m) 每個住宅物業的層與層之間的高度 (指該樓層之石屎地台面與上一層石屎地台面之高度距離)(米)	7/F	3.500	3.500	3.460	3.425
	7樓	3.540	3.540	3.500	3.500
		3.550	3.550	3.550	3.550
		3.710	3.710	3.800	3.800
		3.850	3.850	3.850	3.850
3.900	3.950	3.950	3.900	3.900	
Thickness of the floor slabs (excluding plaster) of each residential property (mm) 每個住宅物業的樓板 (不包括灰泥)的厚度(毫米)	7/F	150		150	
	7樓	175		175	
		200		200	
		225		200	

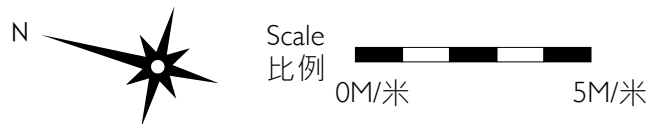
The internal areas of the residential properties on the upper floors will generally be slightly larger than those on the lower floors because of the reducing thickness of the structural walls on the upper floors.
因住宅物業的較高樓層的結構牆的厚度遞減，較高樓層的內部面積，一般比較低樓層的內部面積稍大。

Remarks : 1. The dimensions in the floor plans are all structural dimensions in millimetre.
2. The entrance hall (serving as a private lift lobby), if any, and conservatory form part of a residential property, are not common part of the Development. Where applicable, the saleable area of the relevant residential properties specified in the section "Area of Residential Properties in the Development" already includes the floor areas of such entrance hall and conservatory. The Authorised Person for the Development has certified that (a) there is no restriction on the usage of such entrance hall and conservatory which will affect owner's enjoyment of the relevant residential property and (b) such entrance hall and conservatory are made for the exclusive use of the owner of the relevant residential property.

備註：1. 樓面平面圖之尺規所列數字為以毫米標示之建築結構尺寸。
2. 入口大堂(作為私人升降機大堂)(如有)及溫室屬住宅物業一部分，並非發展項目之公用部分。如適用，在「發展項目中的住宅物業的面積」部分內所列出的有關住宅物業之實用面積包括該入口大堂及溫室之樓面面積。發展項目的認可人士已證明入口大堂及溫室(a)在使用上沒有限制亦不會對相關住宅物業業主享用該住宅物業造成影響及(b)是專供相關住宅物業業主使用而設。

LEGEND | 圖例 1

A/C PLANT ROOM (UNCOVERED)	= Air Conditioner Plant Room (uncovered) 空調機房(沒有上蓋)	CD	= Cable Duct 電線管道槽
A/C PLANT ROOM	= Air Conditioner Plant Room 空調機房	CFR	= Common Flat Roof 公用平台
A/C PLATFORM	= Air Conditioner Platform 空調機平台	CPR	= Common Pitched Roof 公用傾斜屋頂
A/C PLATFORM ABOVE	= Air Conditioner Platform Above 上層空調機平台	CONS	= Conservatory 溫室
ACOUSTIC FIN	= 隔音牆	CURTAIN WALL ABOVE	= 上方之幕牆
AD	= Air Duct 通風管道槽	DN	= Down 下
AF	= Architectural Feature 建築裝飾	DIN	= Dining Room 飯廳
AF ABOVE	= Architectural Feature Above 上層建築裝飾	DOG HOUSE	= Mechanical & Electrical Services Duct Connecting to the Floor Below 連接下層的機電設施管道
AF ON I/F	= 建築裝飾於1樓	DPMR	= Drainage Pipe Maintenance Room 排水管維修房
B	= Bathroom 浴室	ELV	= Extra Low Voltage Duct 低電壓管道
BAL	= Balcony 露台	EMR	= Electricity Meter Room 電錶房
BALCONY ABOVE	= Balcony above 上層露台	ENTRANCE HALL	= 入口大堂
BR	= Bedroom 睡房	FAMILY ROOM	= 家庭廳
BUILDING LINE ABOVE	= 上方之建築邊線	FLAT ROOF	= 平台
CANOPY	= 簷篷	GARDEN	= 花園
CANOPY ABOVE	= 上層簷篷	HR	= Hose Reel 消防喉轆



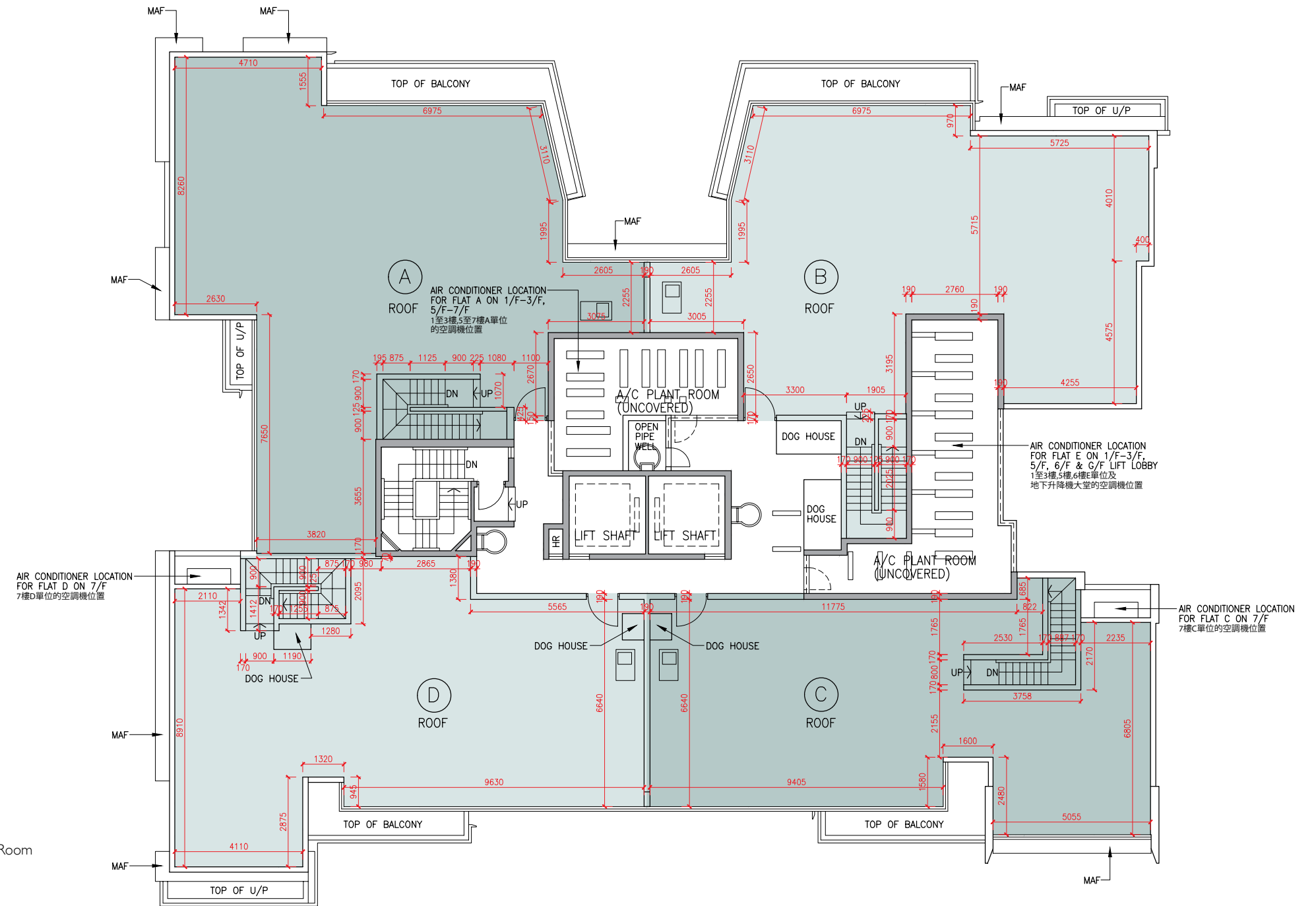
Tower 5 座 Roof 天台

The internal areas of the residential properties on the upper floors will generally be slightly larger than those on the lower floors because of the reducing thickness of the structural walls on the upper floors.

因住宅物業的較高樓層的結構牆的厚度遞減，較高樓層的內部面積，一般比較低樓層的內部面積稍大。

Remark: The dimensions in the floor plans are all structural dimensions in millimetre.

備註：樓面平面圖之尺規所列數字為以毫米標示之建築結構尺寸。



LEGEND 2 圖例 2

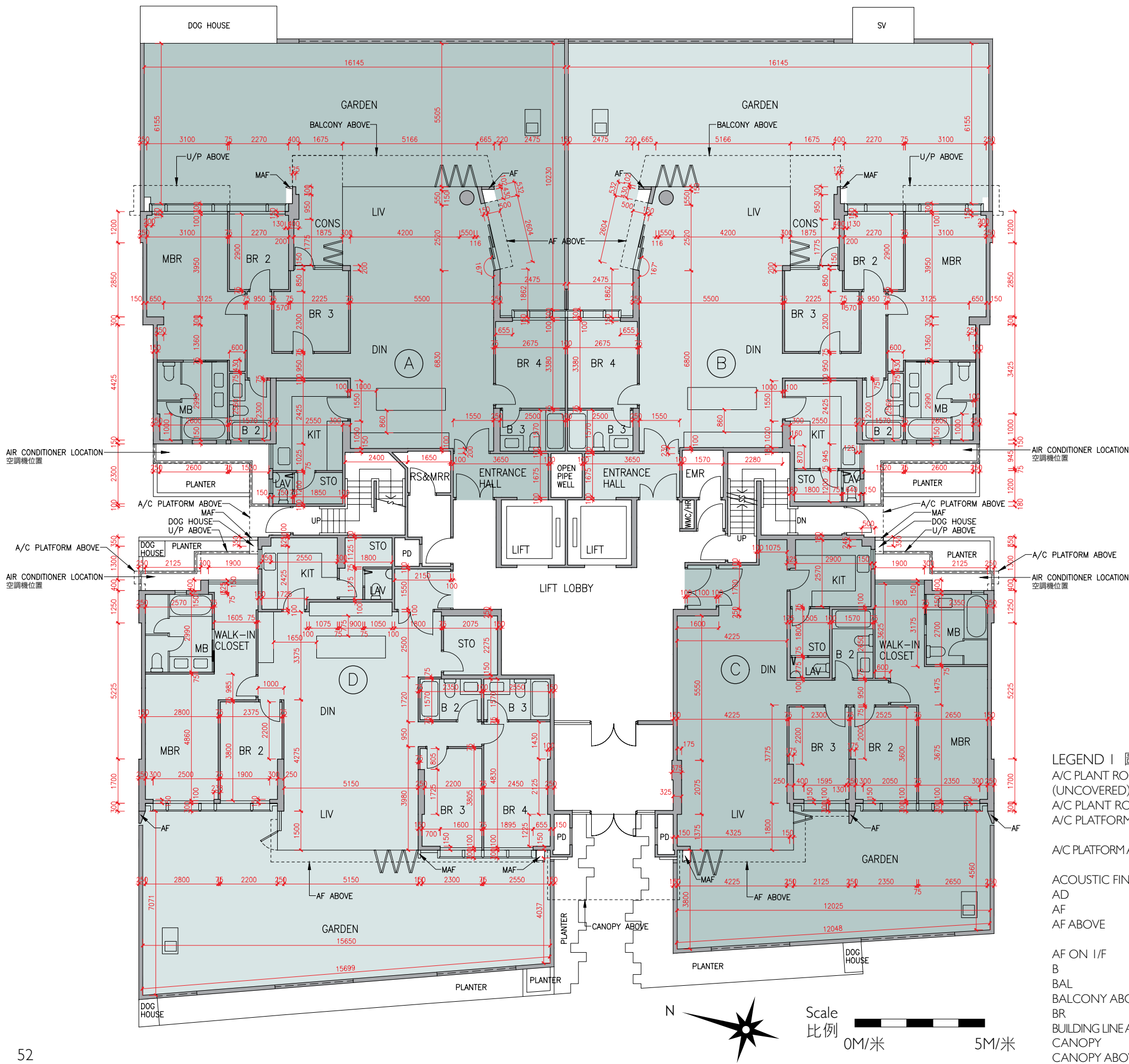
JACUZZI = 按摩池	RS & MRR = Refuse Storage & Material Recovery Room 垃圾及物料回收室
KIT = Kitchen 廚房	SKYLIGHT = 天窗
LAV = Lavatory 洗手間	SV = Smoke Vent 排煙口
LIFT = 升降機	STO = Store 儲物房
LIFT LOBBY = 升降機大堂	SWIMMING POOL = 游泳池
LIFT SHAFT = 升降機槽	TOP OF BALCONY = 下層露台上蓋
LIV = Living Room 客廳	TOP OF CURTAIN WALL = 幕牆頂部
LIV / DIN = Living / Dining Room 客/飯廳	TOP OF U/P = Top of Utility Platform 下層工作平台上蓋
MAF = Metal Architectural Feature 金屬建築裝飾	UP = Up 上
MBR = Master Bedroom 主人睡房	U/P = Utility Platform 工作平台
MB = Master Bathroom 主人浴室	U/P ABOVE = Utility Platform Above 上層工作平台
OPEN PIPE WELL = 開放式管道井	VOID = 中空
OWM = Openable Window For Maintenance 維修窗口	VOID ABOVE = 上層中空
PANTRY = 備餐間	WALK-IN CLOSET = 衣帽間
PLANTER = 花槽	WMC = Water Meter Cabinet 水錶箱
PITCHED ROOF = 斜天台	WMR = Water Meter Room 水錶房
PD = Pipe Duct 管道槽	
PLANTER = 花槽	
ROOF = 天台	



Scale 比例 0M/米 5M/米

發展項目的住宅物業的樓面平面圖

Tower 6 座 G/F 地下



Description 描述	Flat 單位			
	A	B	C	D
Floor-to-floor height (refers to the height between the top surface of the structural slab of a floor and the top surface of the structural slab of its immediate upper floor) of each residential property (m) 每個住宅物業的層與層之間的高度(指該樓層之石屎地台面與上一層石屎地台面之高度距離)(米)	3.050	3.050		
	3.150	3.150		3.150
	3.350	3.350	3.150	3.200
	3.390	3.390	3.200	3.300
	3.450	3.450	3.450	3.450
	3.500	3.500	3.500	3.500
	3.550	3.550	3.550	3.550
	3.700	3.700	3.850	3.850
	4.000	3.850	3.900	3.900
	4.050	4.050		
Thickness of the floor slabs (excluding plaster) of each residential property (mm) 每個住宅物業的樓板(不包括灰泥)的厚度(毫米)	150		150	150
	175		175	200
	200		200	
	225			

The internal areas of the residential properties on the upper floors will generally be slightly larger than those on the lower floors because of the reducing thickness of the structural walls on the upper floors.
因住宅物業的較高樓層的結構牆的厚度遞減，較高樓層的內部面積，一般比較低樓層的內部面積稍大。

Remarks: 1. The dimensions in the floor plans are all structural dimensions in millimetre.
2. The entrance hall (serving as a private lift lobby), if any, and conservatory, if any, form part of a residential property, are not common part of the Development. Where applicable, the saleable area of the relevant residential properties specified in the section "Area of Residential Properties in the Development" already includes the floor areas of such entrance hall and conservatory. The Authorised Person for the Development has certified that (a) there is no restriction on the usage of such entrance hall and conservatory which will affect owner's enjoyment of the relevant residential property and (b) such entrance hall and conservatory are made for the exclusive use of the owner of the relevant residential property.

備註: 1. 樓面平面圖之尺規所列數字為以毫米標示之建築結構尺寸。
2. 入口大堂(作為私人升降機大堂)(如有)及溫室(如有)屬住宅物業一部分，並非發展項目之公用部分。如適用，在「發展項目中的住宅物業的面積」部分內所列出的有關住宅物業之實用面積包括該入口大堂及溫室之樓面面積。發展項目的認可人士已證明入口大堂及溫室(a)在使用上沒有限制亦不會對相關住宅物業業主享用該住宅物業造成影響及(b)是專供相關住宅物業業主使用而設。

LEGEND I 圖例 1

A/C PLANT ROOM (UNCOVERED)	= Air Conditioner Plant Room (uncovered) 空調機房(沒有上蓋)	CD	= Cable Duct 電線管道槽
A/C PLANT ROOM	= Air Conditioner Plant Room 空調機房	CFR	= Common Flat Roof 公用平台
A/C PLATFORM	= Air Conditioner Platform 空調機平台	CPR	= Common Pitched Roof 公用傾斜屋頂
A/C PLATFORM ABOVE	= Air Conditioner Platform Above 上層空調機平台	CONS	= Conservatory 溫室
ACOUSTIC FIN	= 隔音牆	CURTAIN WALL ABOVE	= 上方之幕牆
AD	= Air Duct 通風管道槽	DN	= Down 下
AF	= Architectural Feature 建築裝飾	DIN	= Dining Room 飯廳
AF ABOVE	= Architectural Feature Above 上層建築裝飾	DOG HOUSE	= Mechanical & Electrical Services Duct Connecting to the Floor Below 連接下層的機電設施管道
AF ON I/F	= 建築裝飾於1樓	DPMR	= Drainage Pipe Maintenance Room 排水管維修房
B	= Bathroom 浴室	ELV	= Extra Low Voltage Duct 低電壓管道
BAL	= Balcony 露台	EMR	= Electricity Meter Room 電錶房
BALCONY ABOVE	= Balcony above 上層露台	ENTRANCE HALL	= 入口大堂
BR	= Bedroom 睡房	FAMILY ROOM	= 家庭廳
BUILDING LINE ABOVE	= 上方之建築邊緣	FLAT ROOF	= 平台
CANOPY	= 簷篷	GARDEN	= 花園
CANOPY ABOVE	= 上層簷篷	HR	= Hose Reel 消防喉轆

發展項目的住宅物業的樓面平面圖

Tower 6 座 I/F 1樓

Description 描述	Flat 單位				
	A	B	C	D	E
Floor-to-floor height (refers to the height between the top surface of the structural slab of a floor and the top surface of the structural slab of its immediate upper floor) of each residential property (m) 每個住宅物業的層與層之間的高度(指該樓層之石屎地台面與上一層石屎地台面之高度距離)(米)	I/F 1樓 3.375				
Thickness of the floor slabs (excluding plaster) of each residential property (mm) 每個住宅物業的樓板(不包括灰泥)的厚度(毫米)	I/F 1樓 150 175 200 225				

The internal areas of the residential properties on the upper floors will generally be slightly larger than those on the lower floors because of the reducing thickness of the structural walls on the upper floors.

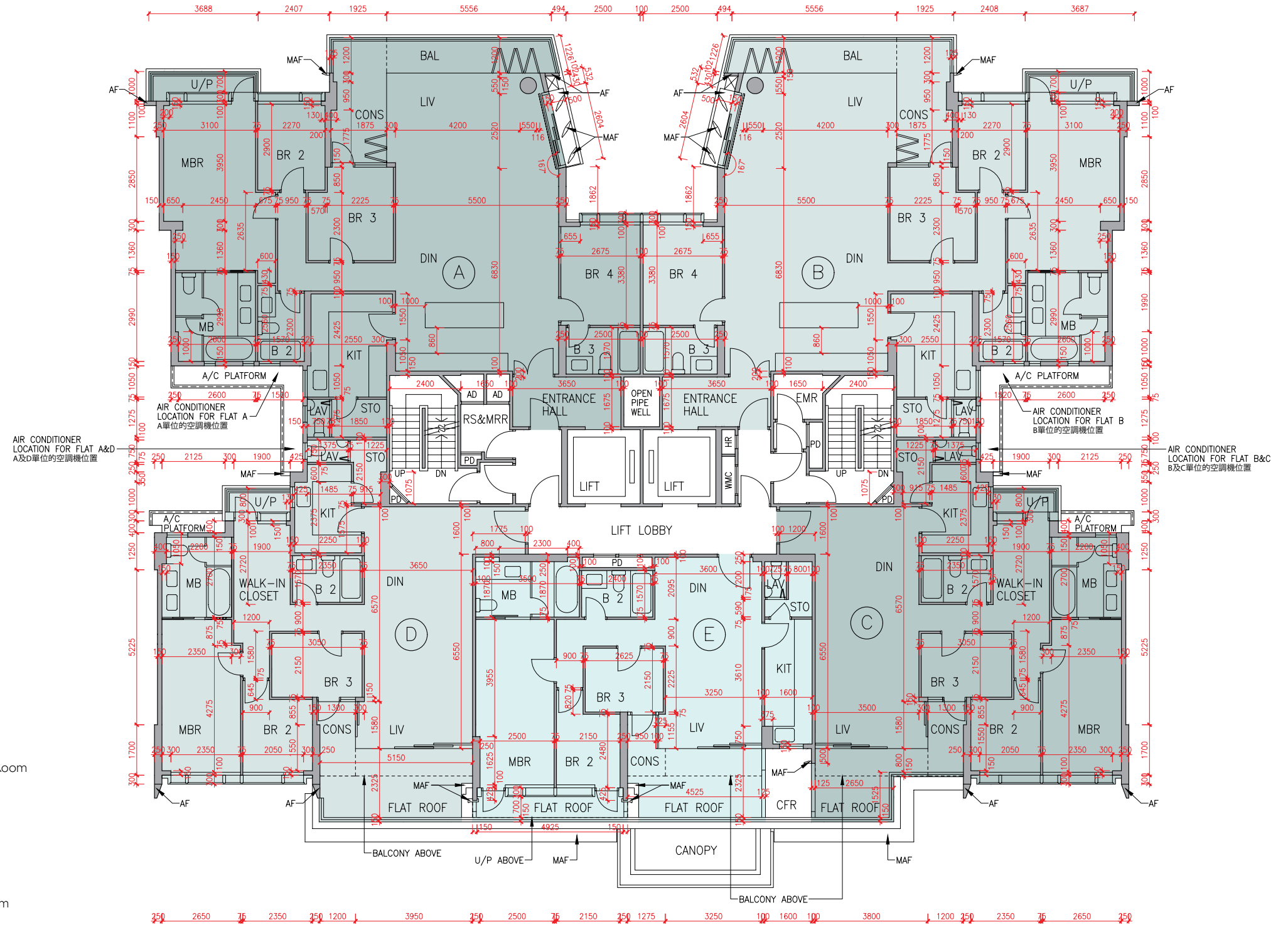
因住宅物業的較高樓層的結構牆的厚度遞減，較高樓層的內部面積，一般比較低樓層的內部面積稍大。

Remarks: 1. The dimensions in the floor plans are all structural dimensions in millimetre.
2. The entrance hall (serving as a private lift lobby), if any, and conservatory form part of a residential property, are not common part of the Development. Where applicable, the saleable area of the relevant residential properties specified in the section "Area of Residential Properties in the Development" already includes the floor areas of such entrance hall and conservatory. The Authorised Person for the Development has certified that (a) there is no restriction on the usage of such entrance hall and conservatory which will affect owner's enjoyment of the relevant residential property and (b) such entrance hall and conservatory are made for the exclusive use of the owner of the relevant residential property.

備註：1. 樓面平面圖之尺規所列數字為以毫米標示之建築結構尺寸。
2. 入口大堂(作為私人升降機大堂)(如有)及溫室屬住宅物業一部分，並非發展項目之公用部分。如適用，在「發展項目中的住宅物業的面積」部分內所列出的有關住宅物業之實用面積包括該入口大堂及溫室之樓面面積。發展項目的認可人士已證明入口大堂及溫室(a)在使用上沒有限制亦不會對相關住宅物業業主享用該住宅物業造成影響及(b)是專供相關住宅物業業主使用而設。

LEGEND 2 圖例 2

JACUZZI = 按摩池	RS & MRR = Refuse Storage & Material Recovery Room 垃圾及物料回收室
KIT = Kitchen 廚房	SKYLIGHT = 天窗
LAV = Lavatory 洗手間	SV = Smoke Vent 排煙口
LIFT = 升降機	STO = Store 儲物房
LIFT LOBBY = 升降機大堂	SWIMMING POOL = 游泳池
LIFT SHAFT = 升降機槽	TOP OF BALCONY = 下層露台上蓋
LIV = Living Room 客廳	TOP OF CURTAIN WALL = 幕牆頂部
LIV / DIN = Living / Dining Room 客/飯廳	TOP OF U/P = Top of Utility Platform 下層工作平台上蓋
MAF = Metal Architectural Feature 金屬建築裝飾	UP = Up 上
MBR = Master Bedroom 主人睡房	U/P = Utility Platform 工作平台
MB = Master Bathroom 主人浴室	U/P ABOVE = Utility Platform Above 上層工作平台
OPEN PIPE WELL = 開放式管道井	VOID = 中空
OWM = Openable Window For Maintenance 維修窗口	VOID ABOVE = 上層中空
PANTRY = 備餐間	WALK-IN CLOSET = 衣帽間
PLANTER = 花槽	WMC = Water Meter Cabinet 水錶箱
PITCHED ROOF = 斜天台	WMR = Water Meter Room 水錶房
PD = Pipe Duct 管道槽	
PLANTER = 花槽	
ROOF = 天台	



Floor plans of residential properties in the development

發展項目的住宅物業的樓面平面圖

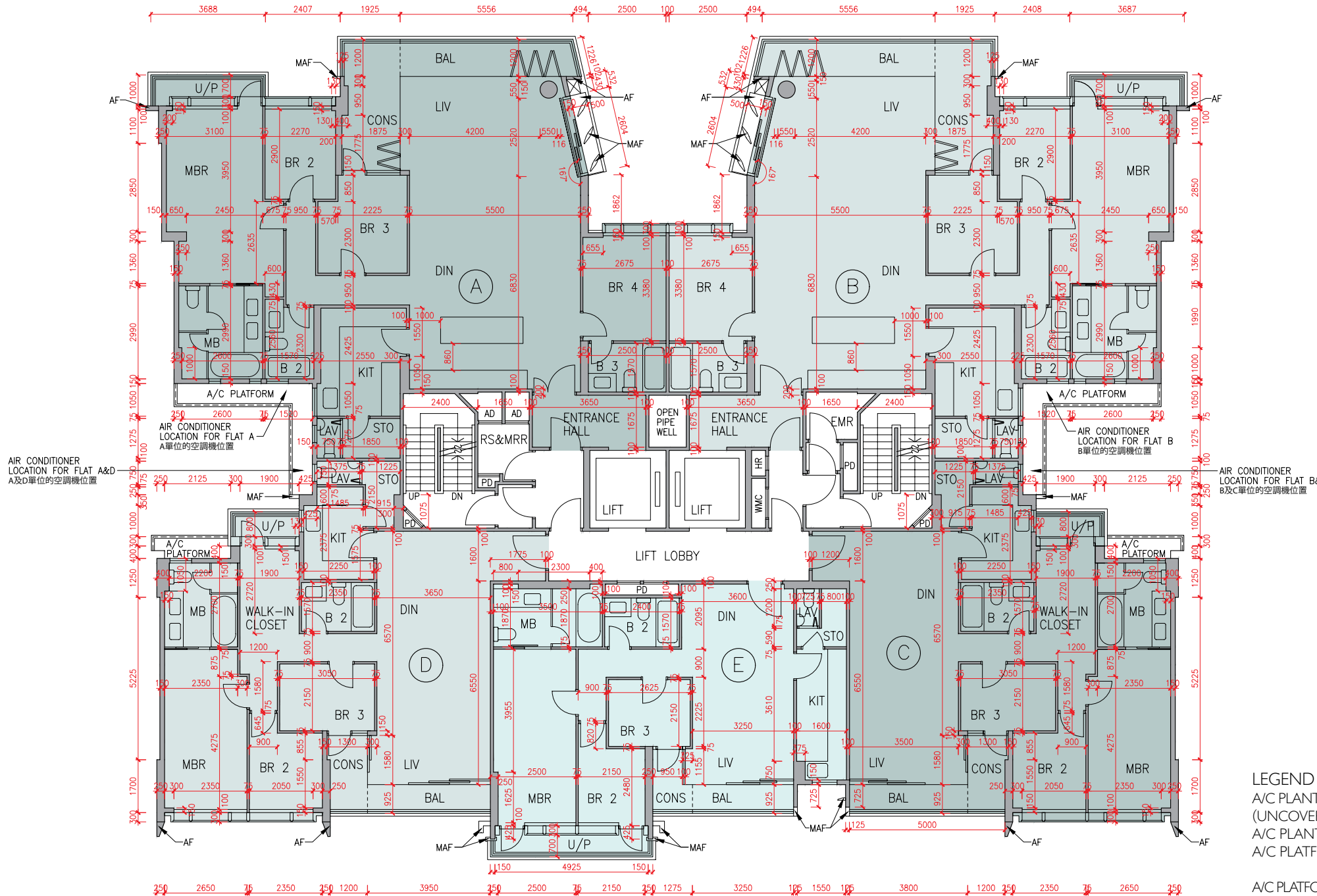
Tower 6 座 2/F - 6/F (4/F is omitted) 2樓-6樓(不設4樓)

Description 描述	Flat 單位				
	A	B	C	D	E
Floor-to-floor height (refers to the height between the top surface of the structural slab of a floor and the top surface of the structural slab of its immediate upper floor) of each residential property (m) 每個住宅物業的層與層之間的高度(指該樓層之石屎地台面與上一層石屎地台面之高度距離)(米)	2/F-5/F 2樓-5樓				
	3.375				
Thickness of the floor slabs (excluding plaster) of each residential property (mm) 每個住宅物業的樓板(不包括灰泥)的厚度(毫米)	6/F 6樓				
	3.150	3.150	3.150	3.150	3.150
	3.500	3.500	3.500	3.500	3.500
	3.850	3.550	3.500	3.500	3.500
	3.850	3.500	3.500	3.500	3.850
Thickness of the floor slabs (excluding plaster) of each residential property (mm) 每個住宅物業的樓板(不包括灰泥)的厚度(毫米)	2/F-6/F 2樓-6樓				
	150	150	150	150	150
	175	175	175	175	175
	200	200	200	200	200

The internal areas of the residential properties on the upper floors will generally be slightly larger than those on the lower floors because of the reducing thickness of the structural walls on the upper floors.
因住宅物業的較高樓層的結構牆的厚度遞減，較高樓層的內部面積，一般比較低樓層的內部面積稍大。

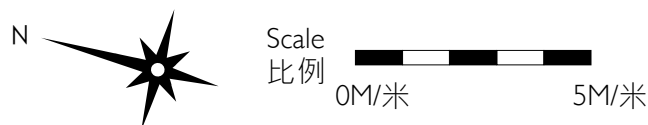
Remarks: 1. The dimensions in the floor plans are all structural dimensions in millimetre.
2. The entrance hall (serving as a private lift lobby), if any, and conservatory form part of a residential property, are not common part of the Development. Where applicable, the saleable area of the relevant residential properties specified in the section "Area of Residential Properties in the Development" already includes the floor areas of such entrance hall and conservatory. The Authorised Person for the Development has certified that (a) there is no restriction on the usage of such entrance hall and conservatory which will affect owner's enjoyment of the relevant residential property and (b) such entrance hall and conservatory are made for the exclusive use of the owner of the relevant residential property.

備註: 1. 樓面平面圖之尺規所列數字為以毫米標示之建築結構尺寸。
2. 入口大堂(作為私人升降機大堂)(如有)及溫室屬住宅物業一部分，並非發展項目之公用部分。如適用，在「發展項目中的住宅物業的面積」部分內所列出的有關住宅物業之實用面積包括該入口大堂及溫室之樓面面積。發展項目的認可人士已證明入口大堂及溫室(a)在使用上沒有限制亦不會對相關住宅物業業主享用該住宅物業造成影響及(b)是專供相關住宅物業業主使用而設。



LEGEND I 圖例 1

A/C PLANT ROOM (UNCOVERED) = Air Conditioner Plant Room (uncovered) 空調機房(沒有上蓋)	CD = Cable Duct 電線管道槽
A/C PLANT ROOM = Air Conditioner Plant Room 空調機房	CFR = Common Flat Roof 公用平台
A/C PLATFORM = Air Conditioner Platform 空調機平台	CPR = Common Pitched Roof 公用傾斜屋頂
A/C PLATFORM ABOVE = Air Conditioner Platform Above 上層空調機平台	CONS = Conservatory 溫室
ACOUSTIC FIN = 隔音牆	CURTAIN WALL ABOVE = 上方之幕牆
AD = Air Duct 通風管道槽	DN = Down 下
AF = Architectural Feature 建築裝飾	DIN = Dining Room 飯廳
AF ABOVE = Architectural Feature Above 上層建築裝飾	DOG HOUSE = Mechanical & Electrical Services Duct Connecting to the Floor Below 連接下層的機電設施管道
AF ON I/F = 建築裝飾於1樓	DPMR = Drainage Pipe Maintenance Room 排水管維修房
B = Bathroom 浴室	ELV = Extra Low Voltage Duct 低電壓管道
BAL = Balcony 露台	EMR = Electricity Meter Room 電錶房
BALCONY ABOVE = Balcony above 上層露台	ENTRANCE HALL = 入口大堂
BR = Bedroom 睡房	FAMILY ROOM = 家庭廳
BUILDING LINE ABOVE = 上方之建築邊線	FLAT ROOF = 平台
CANOPY = 簷篷	GARDEN = 花園
CANOPY ABOVE = 上層簷篷	HR = Hose Reel 消防喉轆



發展項目的住宅物業的樓面平面圖

Tower 6 座 7/F 7樓

Description 描述	Flat 單位				
	A	B	C	D	
Floor-to-floor height (refers to the height between the top surface of the structural slab of a floor and the top surface of the structural slab of its immediate upper floor) of each residential property (m) 每個住宅物業的層與層之間的高度 (指該樓層之石屎地台面與上一層石屎地台面之高度距離)(米)	7/F 7樓	3.500	3.460	3.460	3.460
		3.540	3.500	3.500	3.500
		3.550	3.550	3.550	3.550
		3.710	3.800	3.800	3.800
		3.850	3.850	3.850	3.850
Thickness of the floor slabs (excluding plaster) of each residential property (mm) 每個住宅物業的樓板 (不包括灰泥)的厚度(毫米)	7/F 7樓	150	150	150	150
		175	175	175	175
		200	200	200	200
		225	225	225	225

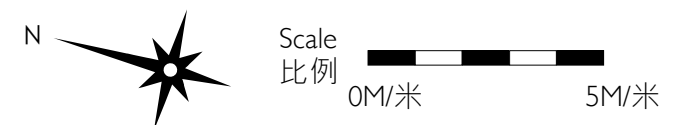
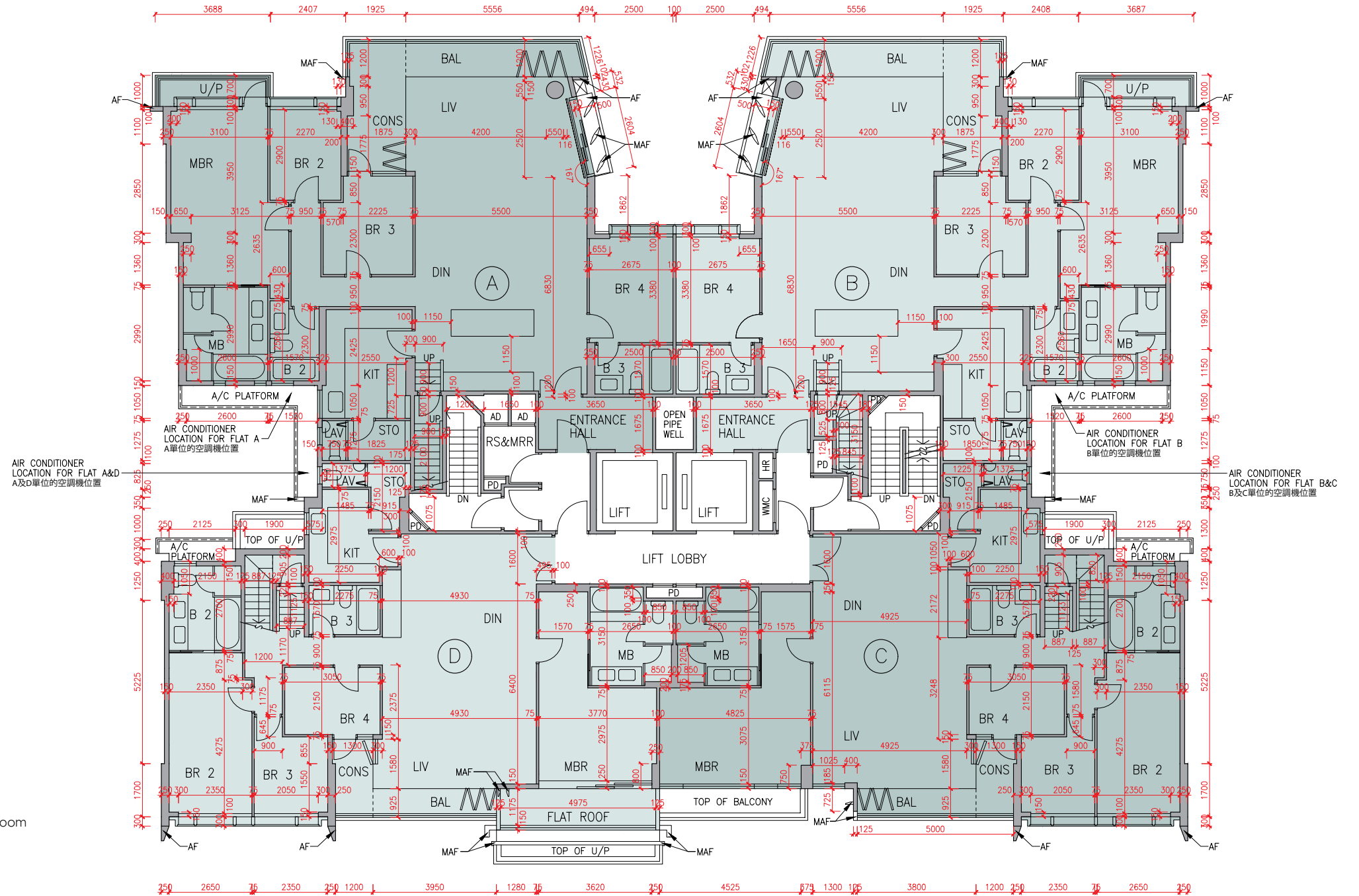
The internal areas of the residential properties on the upper floors will generally be slightly larger than those on the lower floors because of the reducing thickness of the structural walls on the upper floors.
因住宅物業的較高樓層的結構牆的厚度遞減，較高樓層的內部面積，一般比較低樓層的內部面積稍大。

Remarks: 1. The dimensions in the floor plans are all structural dimensions in millimetre.
2. The entrance hall (serving as a private lift lobby), if any, and conservatory form part of a residential property, are not common part of the Development. Where applicable, the saleable area of the relevant residential properties specified in the section "Area of Residential Properties in the Development" already includes the floor areas of such entrance hall and conservatory. The Authorised Person for the Development has certified that (a) there is no restriction on the usage of such entrance hall and conservatory which will affect owner's enjoyment of the relevant residential property and (b) such entrance hall and conservatory are made for the exclusive use of the owner of the relevant residential property.

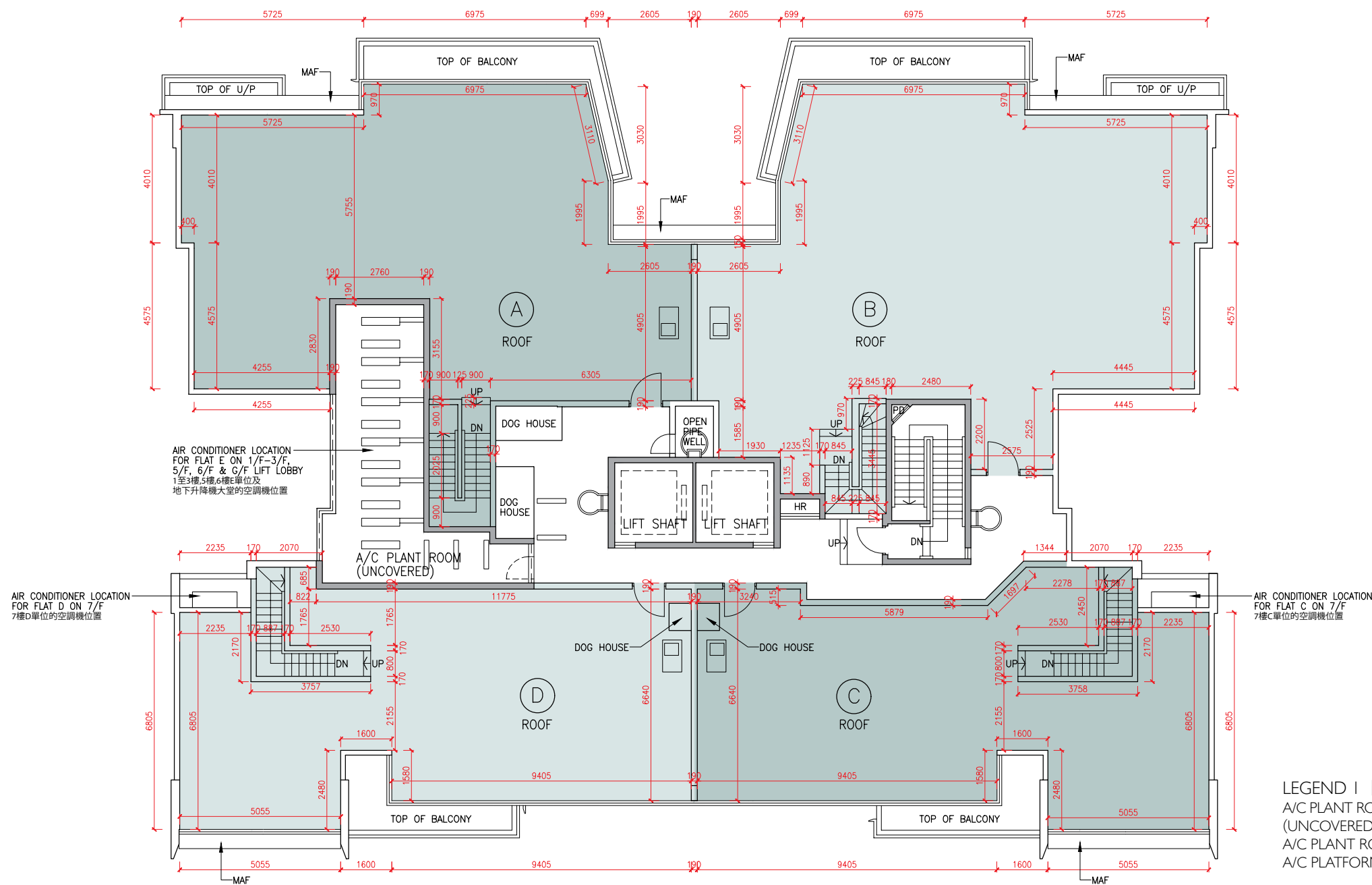
備註：1. 樓面平面圖之尺規所列數字為以毫米標示之建築結構尺寸。
2. 入口大堂(作為私人升降機大堂)(如有)及溫室屬住宅物業一部分，並非發展項目之公用部分。如適用，在「發展項目中的住宅物業的面積」部分內所列出的有關住宅物業之實用面積包括該入口大堂及溫室之樓面面積。發展項目的認可人士已證明入口大堂及溫室(a)在使用上沒有限制亦不會對相關住宅物業業主享用該住宅物業造成影響及(b)是專供相關住宅物業業主使用而設。

LEGEND 2 圖例 2

JACUZZI = 按摩池	RS & MRR = Refuse Storage & Material Recovery Room 垃圾及物料回收室
KIT = Kitchen 廚房	SKYLIGHT = 天窗
LAV = Lavatory 洗手間	SV = Smoke Vent 排煙口
LIFT = 升降機	STO = Store 儲物房
LIFT LOBBY = 升降機大堂	SWIMMING POOL = 游泳池
LIFT SHAFT = 升降機槽	TOP OF BALCONY = 下層露台上蓋
LIV = Living Room 客廳	TOP OF CURTAIN WALL = 幕牆頂部
LIV / DIN = Living / Dining Room 客/飯廳	TOP OF U/P = Top of Utility Platform 下層工作平台上蓋
MAF = Metal Architectural Feature 金屬建築裝飾	UP = Up 上
MBR = Master Bedroom 主人睡房	U/P = Utility Platform 工作平台
MB = Master Bathroom 主人浴室	U/P ABOVE = Utility Platform Above 上層工作平台
OPEN PIPE WELL = 開放式管道井	VOID = 中空
OWM = Openable Window For Maintenance 維修窗口	VOID ABOVE = 上層中空
PANTRY = 備餐間	WALK-IN CLOSET = 衣帽間
PLANTER = 花槽	WMC = Water Meter Cabinet 水錶箱
PITCHED ROOF = 斜天台	WMR = Water Meter Room 水錶房
PD = Pipe Duct 管道槽	
PLANTER = 花槽	
ROOF = 天台	



Tower 6 座 Roof 天台

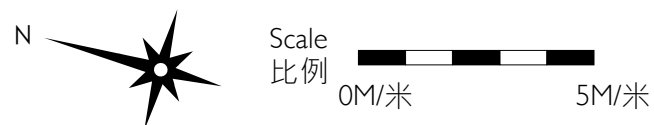


The internal areas of the residential properties on the upper floors will generally be slightly larger than those on the lower floors because of the reducing thickness of the structural walls on the upper floors.
 因住宅物業的較高樓層的結構牆的厚度遞減，較高樓層的內部面積，一般比較低樓層的內部面積稍大。

Remark: The dimensions in the floor plans are all structural dimensions in millimetre.
 備註：樓面平面圖之尺規所列數字為以毫米標示之建築結構尺寸。

LEGEND | 圖例 1

A/C PLANT ROOM (UNCOVERED)	= Air Conditioner Plant Room (uncovered) 空調機房(沒有上蓋)	CD	= Cable Duct 電線管道槽
A/C PLANT ROOM	= Air Conditioner Plant Room 空調機房	CFR	= Common Flat Roof 公用平台
A/C PLATFORM	= Air Conditioner Platform 空調機平台	CPR	= Common Pitched Roof 公用傾斜屋頂
A/C PLATFORM ABOVE	= Air Conditioner Platform Above 上層空調機平台	CONS	= Conservatory 溫室
ACOUSTIC FIN	= 隔音牆	CURTAIN WALL ABOVE	= 上方之幕牆
AD	= Air Duct 通風管道槽	DN	= Down 下
AF	= Architectural Feature 建築裝飾	DIN	= Dining Room 飯廳
AF ABOVE	= Architectural Feature Above 上層建築裝飾	DOG HOUSE	= Mechanical & Electrical Services Duct Connecting to the Floor Below 連接下層的機電設施管道
AF ON I/F	= 建築裝飾於1樓	DPMR	= Drainage Pipe Maintenance Room 排水管維修房
B	= Bathroom 浴室	ELV	= Extra Low Voltage Duct 低電壓管道
BAL	= Balcony 露台	EMR	= Electricity Meter Room 電錶房
BALCONY ABOVE	= Balcony above 上層露台	ENTRANCE HALL	= 入口大堂
BR	= Bedroom 睡房	FAMILY ROOM	= 家庭廳
BUILDING LINE ABOVE	= 上方之建築邊線	FLAT ROOF	= 平台
CANOPY	= 簷篷	GARDEN	= 花園
CANOPY ABOVE	= 上層簷篷	HR	= Hose Reel 消防喉轆



發展項目的住宅物業的樓面平面圖

Tower 7 座 G/F 地下

Description 描述	Flat 單位				
	A	B	C	D	
Floor-to-floor height (refers to the height between the top surface of the structural slab of a floor and the top surface of the structural slab of its immediate upper floor) of each residential property (m) 每個住宅物業的層與層之間的高度(指該樓層之石屎地台面與上一層石屎地台面之高度距離)(米)	G/F	3.050	3.050	3.150	3.150
	地下	3.150	3.150	3.200	3.200
		3.350	3.350	3.450	3.450
		3.390	3.390	3.500	3.500
		3.450	3.450	3.500	3.500
		3.500	3.500	3.550	3.550
		3.550	3.550	3.850	3.850
		3.700	3.700	3.900	3.900
		3.850	3.850		
		3.900	4.000		
	4.050	4.050			
Thickness of the floor slabs (excluding plaster) of each residential property (mm) 每個住宅物業的樓板(不包括灰泥)的厚度(毫米)	G/F	150	150	150	150
地下	175	175	200	200	
	200	200			
	225	200			

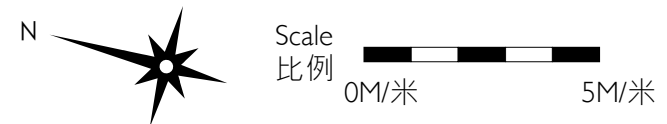
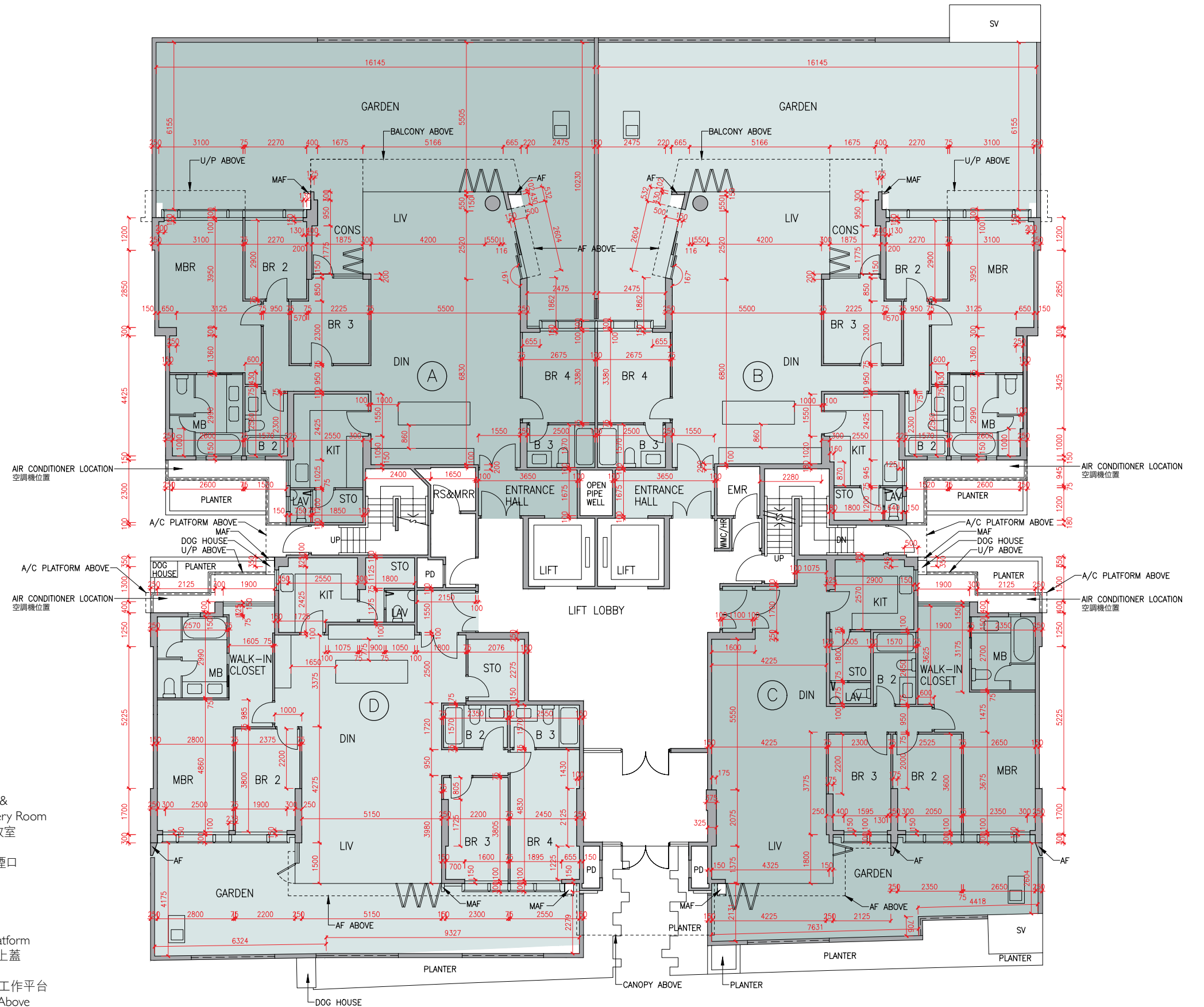
The internal areas of the residential properties on the upper floors will generally be slightly larger than those on the lower floors because of the reducing thickness of the structural walls on the upper floors.
因住宅物業的較高樓層的結構牆的厚度遞減，較高樓層的內部面積，一般比較低樓層的內部面積稍大。

Remarks: 1. The dimensions in the floor plans are all structural dimensions in millimetre.
2. The entrance hall (serving as a private lift lobby), if any, and conservatory, if any, form part of a residential property, are not common part of the Development. Where applicable, the saleable area of the relevant residential properties specified in the section "Area of Residential Properties in the Development" already includes the floor areas of such entrance hall and conservatory. The Authorised Person for the Development has certified that (a) there is no restriction on the usage of such entrance hall and conservatory which will affect owner's enjoyment of the relevant residential property and (b) such entrance hall and conservatory are made for the exclusive use of the owner of the relevant residential property.

備註：1. 樓面平面圖之尺規所列數字為以毫米標示之建築結構尺寸。
2. 入口大堂(作為私人升降機大堂)(如有)及溫室(如有)屬住宅物業一部分，並非發展項目之公用部分。如適用，在「發展項目中的住宅物業的面積」部分內所列出的有關住宅物業之實用面積包括該入口大堂及溫室之樓面面積。發展項目的認可人士已證明入口大堂及溫室(a)在使用上沒有限制亦不會對相關住宅物業業主享用該住宅物業造成影響及(b)是專供相關住宅物業業主使用而設。

LEGEND 2 圖例 2

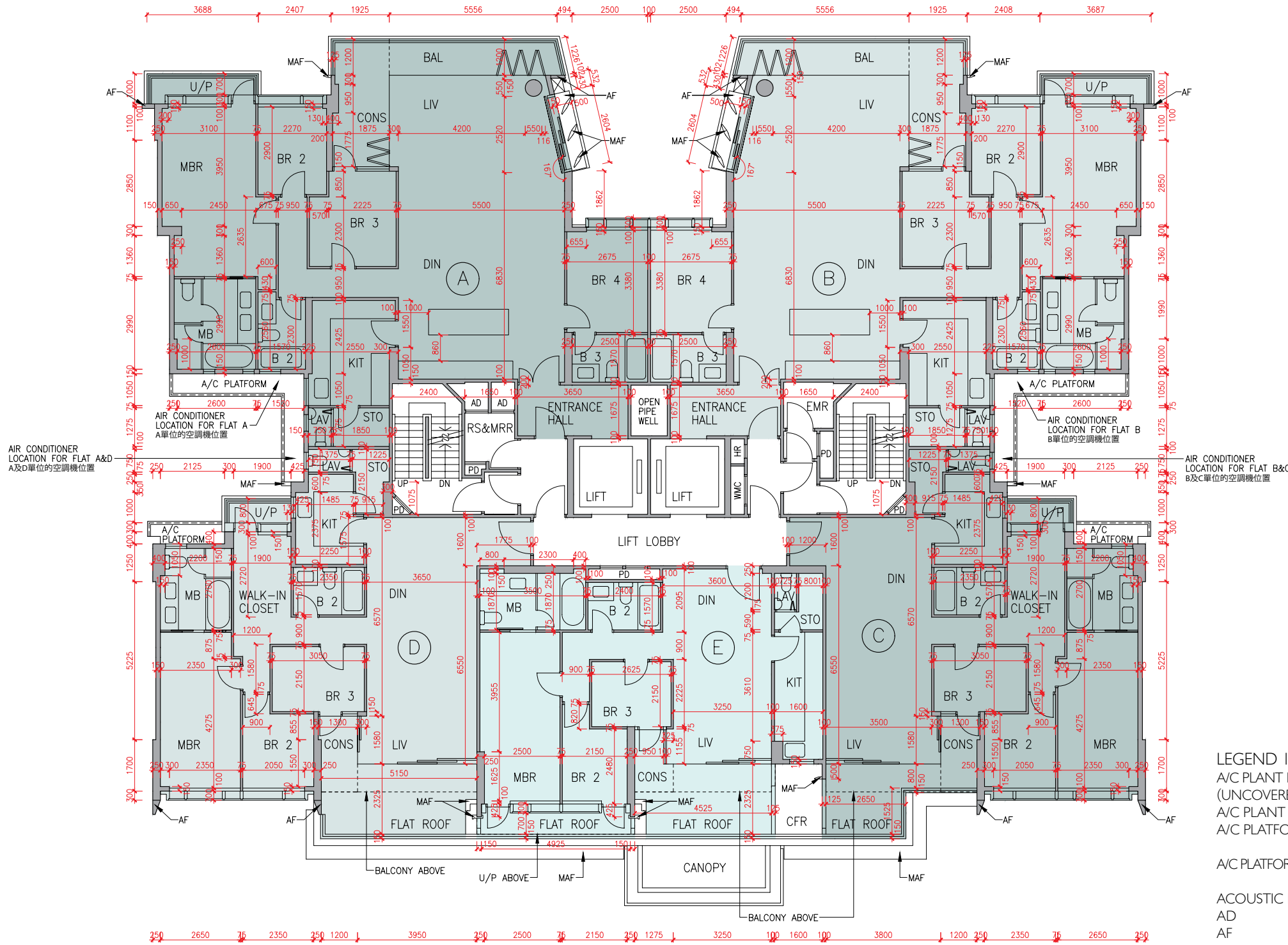
JACUZZI = 按摩池	RS & MRR = Refuse Storage & Material Recovery Room 垃圾及物料回收室
KIT = Kitchen 廚房	SKYLIGHT = 天窗
LAV = Lavatory 洗手間	SV = Smoke Vent 排煙口
LIFT = 升降機	STO = Store 儲物房
LIFT LOBBY = 升降機大堂	SWIMMING POOL = 游泳池
LIFT SHAFT = 升降機槽	TOP OF BALCONY = 下層露台上蓋
LIV = Living Room 客廳	TOP OF CURTAIN WALL = 幕牆頂部
LIV / DIN = Living / Dining Room 客/飯廳	TOP OF U/P = Top of Utility Platform 下層工作平台上蓋
MAF = Metal Architectural Feature 金屬建築裝飾	UP = Up 上
MBR = Master Bedroom 主人睡房	U/P = Utility Platform 工作平台
MB = Master Bathroom 主人浴室	U/P ABOVE = Utility Platform Above 上層工作平台
OPEN PIPE WELL = 開放式管道井	VOID = 中空
OWM = Openable Window For Maintenance 維修窗口	VOID ABOVE = 上層中空
PANTRY = 備餐間	WALK-IN CLOSET = 衣帽間
PLANTER = 花槽	WMC = Water Meter Cabinet 水錶箱
PITCHED ROOF = 斜天台	WMR = Water Meter Room 水錶房
PD = Pipe Duct 管道槽	
PLANTER = 花槽	
ROOF = 天台	



Floor plans of residential properties in the development

發展項目的住宅物業的樓面平面圖

Tower 7 座 1/F 1樓



Description 描述	Flat 單位				
	A	B	C	D	E
Floor-to-floor height (refers to the height between the top surface of the structural slab of a floor and the top surface of the structural slab of its immediate upper floor) of each residential property (m) 每個住宅物業的層與層之間的高度(指該樓層之石屎地台面與上一層石屎地台面之高度距離)(米)	I/F 1樓				
Thickness of the floor slabs (excluding plaster) of each residential property (mm) 每個住宅物業的樓板(不包括灰泥)的厚度(毫米)	3.375	3.375	3.025	3.025	3.025
	3.425	3.365	3.365	3.365	3.365
	3.465	3.375	3.425	3.425	3.425
	3.725	3.425	3.465	3.465	3.465
	3.725	3.725	3.725	3.725	3.725

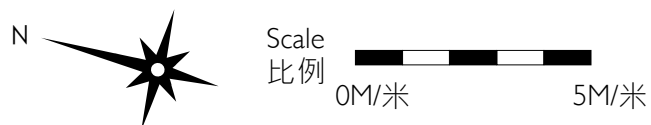
The internal areas of the residential properties on the upper floors will generally be slightly larger than those on the lower floors because of the reducing thickness of the structural walls on the upper floors.
因住宅物業的較高樓層的結構牆的厚度遞減，較高樓層的內部面積，一般比較低樓層的內部面積稍大。

Remarks: 1. The dimensions in the floor plans are all structural dimensions in millimetre.
2. The entrance hall (serving as a private lift lobby), if any, and conservatory form part of a residential property, are not common part of the Development. Where applicable, the saleable area of the relevant residential properties specified in the section "Area of Residential Properties in the Development" already includes the floor areas of such entrance hall and conservatory. The Authorised Person for the Development has certified that (a) there is no restriction on the usage of such entrance hall and conservatory which will affect owner's enjoyment of the relevant residential property and (b) such entrance hall and conservatory are made for the exclusive use of the owner of the relevant residential property.

備註: 1. 樓面平面圖之尺規所列數字為以毫米標示之建築結構尺寸。
2. 入口大堂(作為私人升降機大堂)(如有)及溫室屬住宅物業一部分，並非發展項目之公用部分。如適用，在「發展項目中的住宅物業的面積」部分內所列出的有關住宅物業之實用面積包括該入口大堂及溫室之樓面面積。發展項目的認可人士已證明入口大堂及溫室(a)在使用上沒有限制亦不會對相關住宅物業業主享用該住宅物業造成影響及(b)是專供相關住宅物業業主使用而設。

LEGEND I 圖例 1

A/C PLANT ROOM (UNCOVERED) = Air Conditioner Plant Room (uncovered) 空調機房(沒有上蓋)	CD = Cable Duct 電線管道槽
A/C PLANT ROOM = Air Conditioner Plant Room 空調機房	CFR = Common Flat Roof 公用平台
A/C PLATFORM = Air Conditioner Platform 空調機平台	CPR = Common Pitched Roof 公用傾斜屋頂
A/C PLATFORM ABOVE = Air Conditioner Platform Above 上層空調機平台	CONS = Conservatory 溫室
ACOUSTIC FIN = 隔音牆	CURTAIN WALL ABOVE = 上方之幕牆
AD = Air Duct 通風管道槽	DN = Down 下
AF = Architectural Feature 建築裝飾	DIN = Dining Room 飯廳
AF ABOVE = Architectural Feature Above 上層建築裝飾	DOG HOUSE = Mechanical & Electrical Services Duct Connecting to the Floor Below 連接下層的機電設施管道
AF ON I/F = 建築裝飾於1樓	DPMR = Drainage Pipe Maintenance Room 排水管維修房
B = Bathroom 浴室	ELV = Extra Low Voltage Duct 低電壓管道
BAL = Balcony 露台	EMR = Electricity Meter Room 電錶房
BALCONY ABOVE = Balcony above 上層露台	ENTRANCE HALL = 入口大堂
BR = Bedroom 睡房	FAMILY ROOM = 家庭廳
BUILDING LINE ABOVE = 上方之建築邊線	FLAT ROOF = 平台
CANOPY = 簷篷	GARDEN = 花園
CANOPY ABOVE = 上層簷篷	HR = Hose Reel 消防喉轆



Floor plans of residential properties in the development

發展項目的住宅物業的樓面平面圖

Tower 7 座 2/F - 6/F (4/F is omitted) 2樓-6樓(不設4樓)

Description 描述	Flat 單位				
	A	B	C	D	E
Floor-to-floor height (refers to the height between the top surface of the structural slab of a floor and the top surface of the structural slab of its immediate upper floor) of each residential property (m) 每個住宅物業的層與層之間的高度(指該樓層之石屎地台面與上一層石屎地台面之高度距離)(米)	2/F-5/F 2樓-5樓	3.375			
	6/F 6樓	3.150	3.150	3.150	3.150
		3.500	3.500	3.500	3.500
		3.850	3.550	3.500	3.535
			3.550	3.710	3.850
Thickness of the floor slabs (excluding plaster) of each residential property (mm) 每個住宅物業的樓板(不包括灰泥)的厚度(毫米)	2/F-6/F 2樓-6樓	150 175 200 225	150 175	150 175 200	

The internal areas of the residential properties on the upper floors will generally be slightly larger than those on the lower floors because of the reducing thickness of the structural walls on the upper floors.

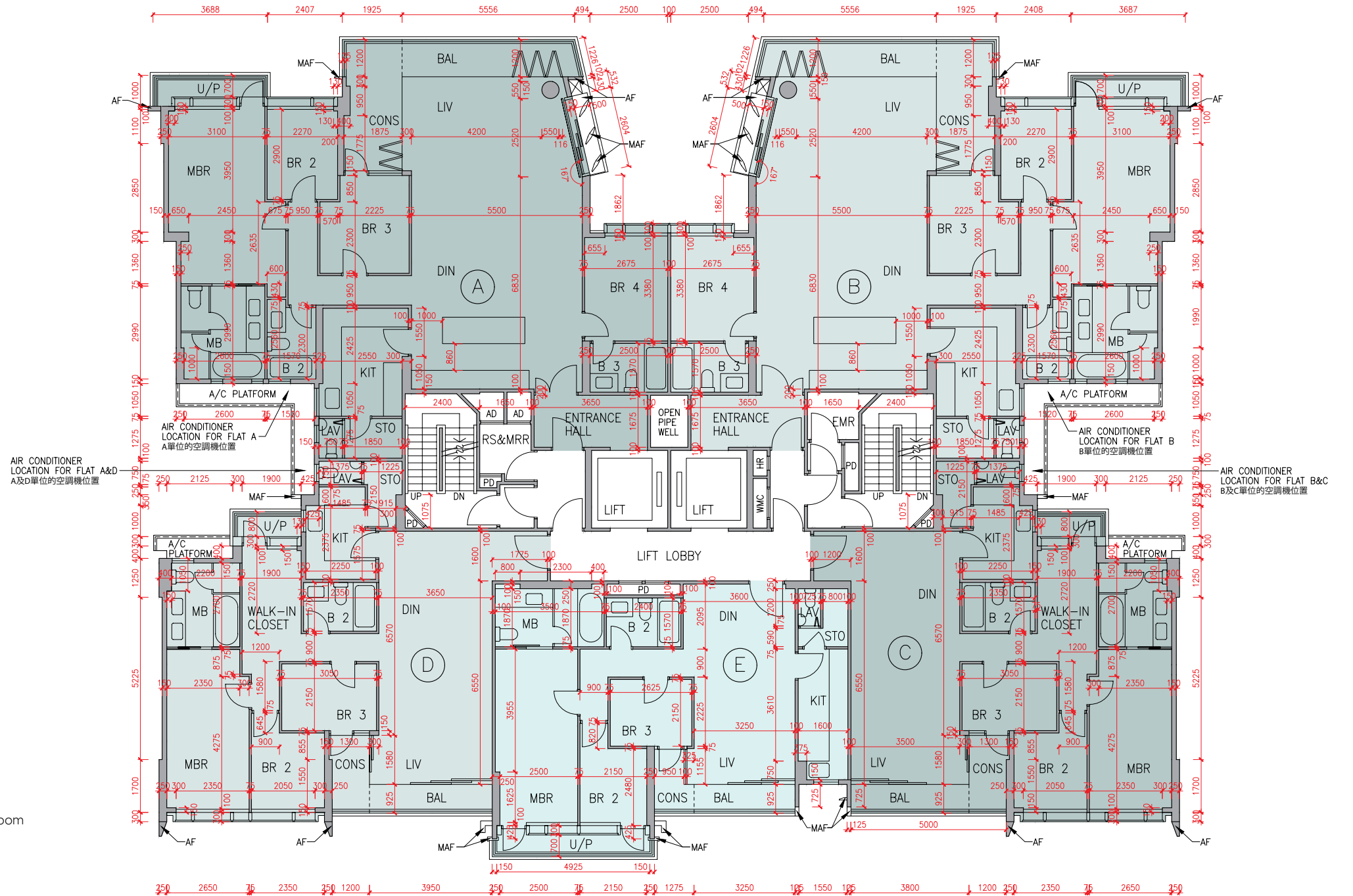
因住宅物業的較高樓層的結構牆的厚度遞減，較高樓層的內部面積，一般比較低樓層的內部面積稍大。

- Remarks: 1. The dimensions in the floor plans are all structural dimensions in millimetre.
2. The entrance hall (serving as a private lift lobby), if any, and conservatory form part of a residential property, are not common part of the Development. Where applicable, the saleable area of the relevant residential properties specified in the section "Area of Residential Properties in the Development" already includes the floor areas of such entrance hall and conservatory. The Authorised Person for the Development has certified that (a) there is no restriction on the usage of such entrance hall and conservatory which will affect owner's enjoyment of the relevant residential property and (b) such entrance hall and conservatory are made for the exclusive use of the owner of the relevant residential property.

- 備註：1. 樓面平面圖之尺規所列數字為以毫米標示之建築結構尺寸。
2. 入口大堂(作為私人升降機大堂)(如有)及溫室屬住宅物業一部分，並非發展項目之公用部分。如適用，在「發展項目中的住宅物業的面積」部分內所列出的有關住宅物業之實用面積包括該入口大堂及溫室之樓面面積。發展項目的認可人士已證明入口大堂及溫室(a)在使用上沒有限制亦不會對相關住宅物業業主享用該住宅物業造成影響及(b)是專供相關住宅物業業主使用而設。

LEGEND 2 圖例 2

JACUZZI = 按摩池	RS & MRR = Refuse Storage & Material Recovery Room 垃圾及物料回收室
KIT = Kitchen 廚房	SKYLIGHT = 天窗
LAV = Lavatory 洗手間	SV = Smoke Vent 排煙口
LIFT = 升降機	STO = Store 儲物房
LIFT LOBBY = 升降機大堂	SWIMMING POOL = 游泳池
LIFT SHAFT = 升降機槽	TOP OF BALCONY = 下層露台上蓋
LIV = Living Room 客廳	TOP OF CURTAIN WALL = 幕牆頂部
LIV / DIN = Living / Dining Room 客/飯廳	TOP OF U/P = Top of Utility Platform 下層工作平台上蓋
MAF = Metal Architectural Feature 金屬建築裝飾	UP = Up 上
MBR = Master Bedroom 主人睡房	U/P = Utility Platform 工作平台
MB = Master Bathroom 主人浴室	U/P ABOVE = Utility Platform Above 上層工作平台
OPEN PIPE WELL = 開放式管道井	VOID = 中空
OWM = Openable Window For Maintenance 維修窗口	VOID ABOVE = 上層中空
PANTRY = 備餐間	WALK-IN CLOSET = 衣帽間
PLANTER = 花槽	WMC = Water Meter Cabinet 水錶箱
PITCHED ROOF = 斜天台	WMR = Water Meter Room 水錶房
PD = Pipe Duct 管道槽	
PLANTER = 花槽	
ROOF = 天台	



Tower 7 座 7/F 7樓

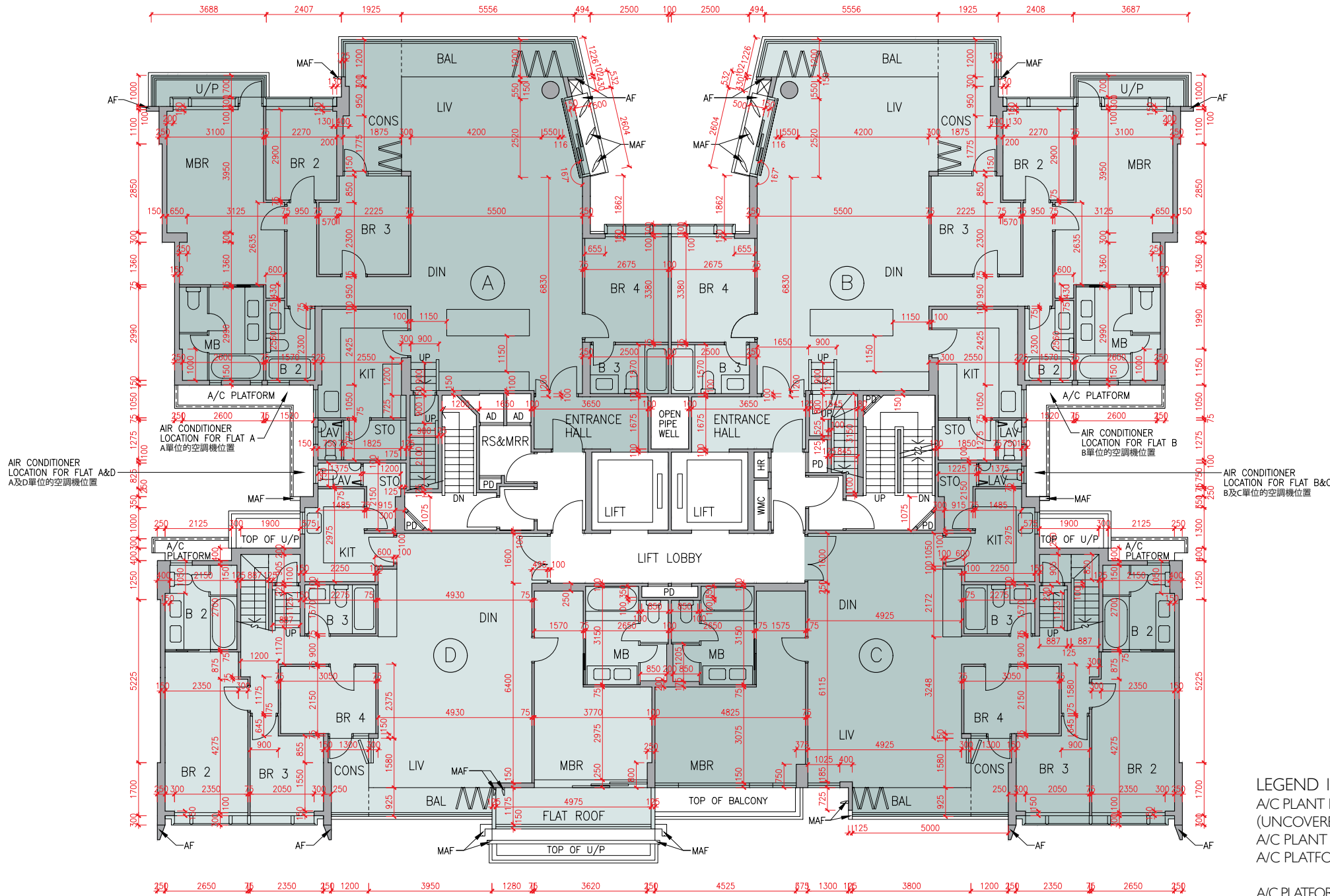
Description 描述	Flat 單位			
	A	B	C	D
Floor-to-floor height (refers to the height between the top surface of the structural slab of a floor and the top surface of the structural slab of its immediate upper floor) of each residential property (m) 每個住宅物業的層與層之間的高度(指該樓層之石屎地台面與上一層石屎地台面之高度距離)(米)	7/F	3.500	3.460	
	7樓	3.540	3.500	
		3.550	3.550	
		3.710	3.800	
		3.850	3.850	
Thickness of the floor slabs (excluding plaster) of each residential property (mm) 每個住宅物業的樓板(不包括灰泥)的厚度(毫米)	7/F	150	150	
	7樓	175	175	
		200	200	
		225	200	

The internal areas of the residential properties on the upper floors will generally be slightly larger than those on the lower floors because of the reducing thickness of the structural walls on the upper floors.

因住宅物業的較高樓層的結構牆的厚度遞減，較高樓層的內部面積，一般比較低樓層的內部面積稍大。

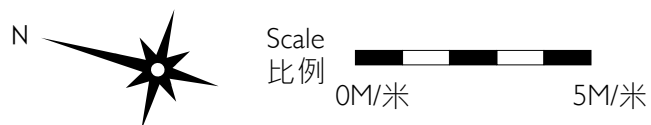
Remarks: 1. The dimensions in the floor plans are all structural dimensions in millimetre.
2. The entrance hall (serving as a private lift lobby), if any, and conservatory form part of a residential property, are not common part of the Development. Where applicable, the saleable area of the relevant residential properties specified in the section "Area of Residential Properties in the Development" already includes the floor areas of such entrance hall and conservatory. The Authorised Person for the Development has certified that (a) there is no restriction on the usage of such entrance hall and conservatory which will affect owner's enjoyment of the relevant residential property and (b) such entrance hall and conservatory are made for the exclusive use of the owner of the relevant residential property.

備註: 1. 樓面平面圖之尺規所列數字為以毫米標示之建築結構尺寸。
2. 入口大堂(作為私人升降機大堂)(如有)及溫室屬住宅物業一部分，並非發展項目之公用部分。如適用，在「發展項目中的住宅物業的面積」部分內所列出的有關住宅物業之實用面積包括該入口大堂及溫室之樓面面積。發展項目的認可人士已證明入口大堂及溫室(a)在使用上沒有限制亦不會對相關住宅物業業主享用該住宅物業造成影響及(b)是專供相關住宅物業業主使用而設。



LEGEND I 圖例 1

A/C PLANT ROOM (UNCOVERED)	= Air Conditioner Plant Room (uncovered) 空調機房(沒有上蓋)	CD	= Cable Duct 電線管道槽
A/C PLANT ROOM	= Air Conditioner Plant Room 空調機房	CFR	= Common Flat Roof 公用平台
A/C PLATFORM	= Air Conditioner Platform 空調機平台	CPR	= Common Pitched Roof 公用傾斜屋頂
A/C PLATFORM ABOVE	= Air Conditioner Platform Above 上層空調機平台	CONS	= Conservatory 溫室
ACOUSTIC FIN	= 隔音牆	CURTAINWALL ABOVE	= 上方之幕牆
AD	= Air Duct 通風管道槽	DN	= Down 下
AF	= Architectural Feature 建築裝飾	DIN	= Dining Room 飯廳
AF ABOVE	= Architectural Feature Above 上層建築裝飾	DOG HOUSE	= Mechanical & Electrical Services Duct Connecting to the Floor Below 連接下層的機電設施管道
AF ON I/F	= 建築裝飾於1樓	DPMR	= Drainage Pipe Maintenance Room 排水管維修房
B	= Bathroom 浴室	ELV	= Extra Low Voltage Duct 低電壓管道
BAL	= Balcony 露台	EMR	= Electricity Meter Room 電錶房
BALCONY ABOVE	= Balcony above 上層露台	ENTRANCE HALL	= 入口大堂
BR	= Bedroom 睡房	FAMILY ROOM	= 家庭廳
BUILDING LINE ABOVE	= 上方之建築邊線	FLAT ROOF	= 平台
CANOPY	= 簷篷	GARDEN	= 花園
CANOPY ABOVE	= 上層簷篷	HR	= Hose Reel 消防喉轆



Floor plans of residential properties in the development

發展項目的住宅物業的樓面平面圖

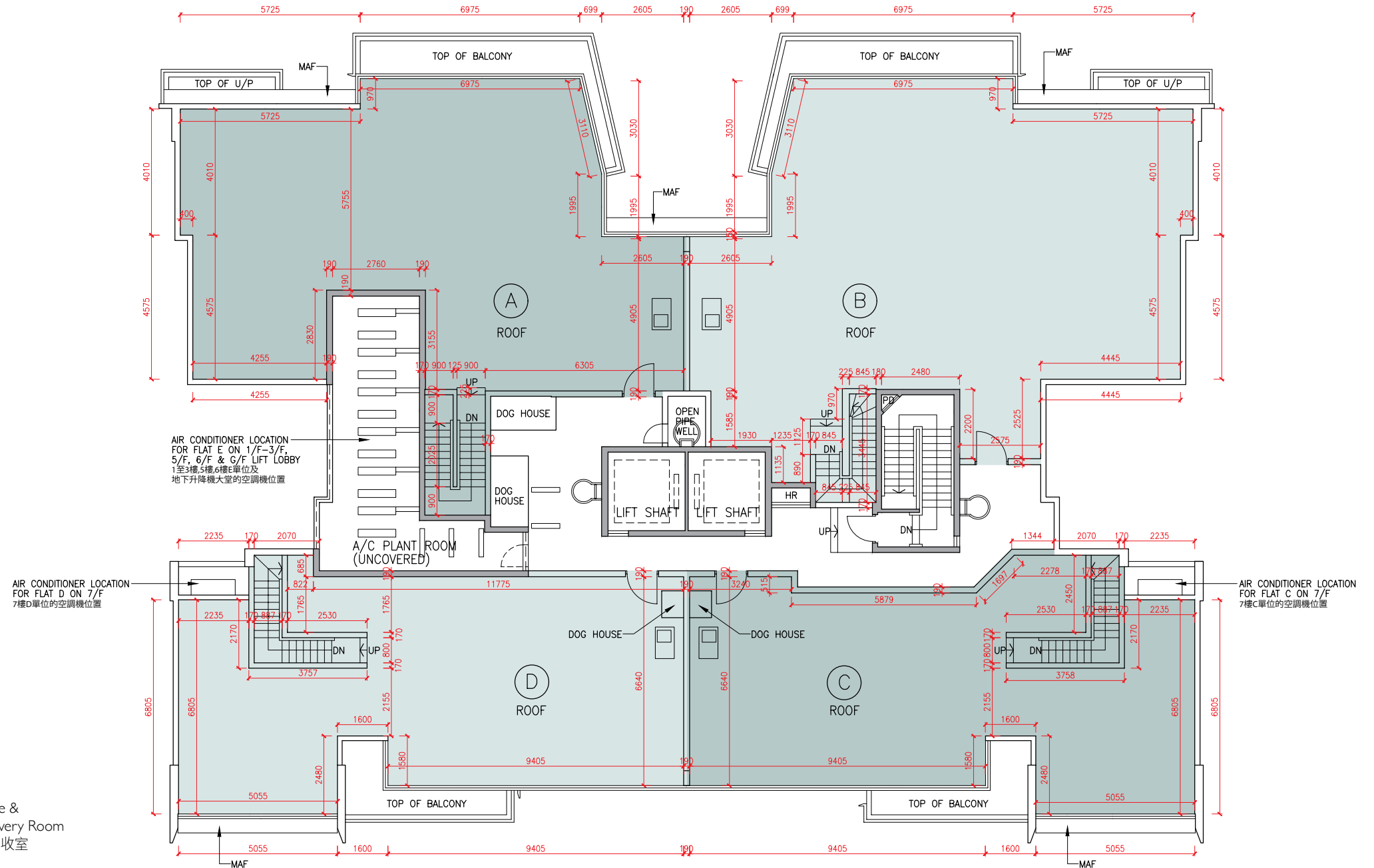
Tower 7 座 Roof 天台

The internal areas of the residential properties on the upper floors will generally be slightly larger than those on the lower floors because of the reducing thickness of the structural walls on the upper floors.

因住宅物業的較高樓層的結構牆的厚度遞減，較高樓層的內部面積，一般比較低樓層的內部面積稍大。

Remark: The dimensions in the floor plans are all structural dimensions in millimetre.

備註：樓面平面圖之尺規所列數字為以毫米標示之建築結構尺寸。



LEGEND 2 圖例 2

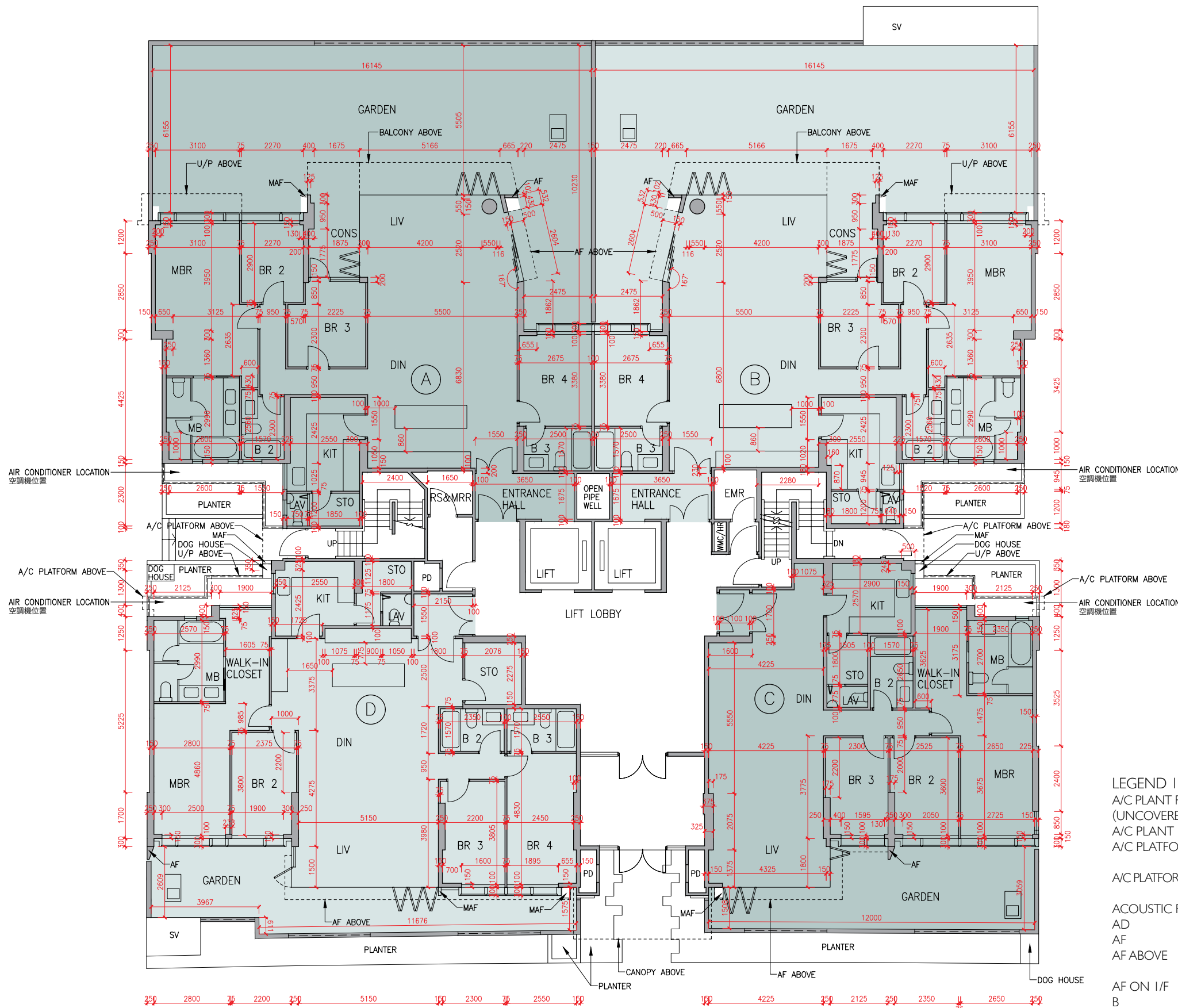
JACUZZI	= 按摩池	RS & MRR	= Refuse Storage & Material Recovery Room 垃圾及物料回收室
KIT	= Kitchen 廚房	SKYLIGHT	= 天窗
LAV	= Lavatory 洗手間	SV	= Smoke Vent 排煙口
LIFT	= 升降機	STO	= Store 儲物房
LIFT LOBBY	= 升降機大堂	SWIMMING POOL	= 游泳池
LIFT SHAFT	= 升降機槽	TOP OF BALCONY	= 下層露台上蓋
LIV	= Living Room 客廳	TOP OF CURTAIN WALL	= 幕牆頂部
LIV / DIN	= Living / Dining Room 客/飯廳	TOP OF U/P	= Top of Utility Platform 下層工作平台上蓋
MAF	= Metal Architectural Feature 金屬建築裝飾	UP	= Up 上
MBR	= Master Bedroom 主人睡房	U/P	= Utility Platform 工作平台
MB	= Master Bathroom 主人浴室	U/P ABOVE	= Utility Platform Above 上層工作平台
OPEN PIPE WELL	= 開放式管道井	VOID	= 中空
OWM	= Openable Window For Maintenance 維修窗口	VOID ABOVE	= 上層中空
PANTRY	= 備餐間	WALK-IN CLOSET	= 衣帽間
PLANTER	= 花槽	WMC	= Water Meter Cabinet 水錶箱
PITCHED ROOF	= 斜天台	WMR	= Water Meter Room 水錶房
PD	= Pipe Duct 管道槽		
PLANTER	= 花槽		
ROOF	= 天台		



Scale 比例
0M/米 5M/米

發展項目的住宅物業的樓面平面圖

Tower 8 座 G/F 地下



Description 描述	Flat 單位			
	A	B	C	D
Floor-to-floor height (refers to the height between the top surface of the structural slab of a floor and the top surface of the structural slab of its immediate upper floor) of each residential property (m) 每個住宅物業的層與層之間的高度(指該樓層之石屎地台面與上一層石屎地台面之高度距離)(米)	3.050	3.050		
	3.150	3.150		
	3.350	3.350	3.150	3.150
	3.390	3.390	3.200	3.200
	3.450	3.450	3.450	3.450
	3.500	3.500	3.500	3.500
	3.550	3.550	3.550	3.550
	3.700	3.700	3.850	3.850
	4.000	3.900	3.900	3.900
	4.050	4.050		
Thickness of the floor slabs (excluding plaster) of each residential property (mm) 每個住宅物業的樓板(不包括灰泥)的厚度(毫米)	150			
	175			
	200	150		
	225	175	200	150
		200		200

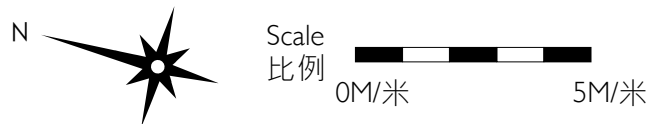
The internal areas of the residential properties on the upper floors will generally be slightly larger than those on the lower floors because of the reducing thickness of the structural walls on the upper floors.
因住宅物業的較高樓層的結構牆的厚度遞減，較高樓層的內部面積，一般比較低樓層的內部面積稍大。

Remarks : 1. The dimensions in the floor plans are all structural dimensions in millimetre.
2. The entrance hall (serving as a private lift lobby), if any, and conservatory, if any, form part of a residential property, are not common part of the Development. Where applicable, the saleable area of the relevant residential properties specified in the section "Area of Residential Properties in the Development" already includes the floor areas of such entrance hall and conservatory. The Authorised Person for the Development has certified that (a) there is no restriction on the usage of such entrance hall and conservatory which will affect owner's enjoyment of the relevant residential property and (b) such entrance hall and conservatory are made for the exclusive use of the owner of the relevant residential property.

備註：1. 樓面平面圖之尺規所列數字為以毫米標示之建築結構尺寸。
2. 入口大堂(作為私人升降機大堂)(如有)及溫室(如有)屬住宅物業一部分，並非發展項目之公用部分。如適用，在「發展項目中的住宅物業的面積」部分內所列出的有關住宅物業之實用面積包括該入口大堂及溫室之樓面面積。發展項目的認可人士已證明入口大堂及溫室(a)在使用上沒有限制亦不會對相關住宅物業業主享用該住宅物業造成影響及(b)是專供相關住宅物業業主使用而設。

LEGEND I 圖例 1

A/C PLANT ROOM (UNCOVERED)	= Air Conditioner Plant Room (uncovered) 空調機房(沒有上蓋)	CD	= Cable Duct 電線管道槽
A/C PLANT ROOM	= Air Conditioner Plant Room 空調機房	CFR	= Common Flat Roof 公用平台
A/C PLATFORM	= Air Conditioner Platform 空調機平台	CPR	= Common Pitched Roof 公用傾斜屋頂
A/C PLATFORM ABOVE	= Air Conditioner Platform Above 上層空調機平台	CONS	= Conservatory 溫室
ACOUSTIC FIN	= 隔音牆	CURTAIN WALL ABOVE	= 上方之幕牆
AD	= Air Duct 通風管道槽	DN	= Down 下
AF	= Architectural Feature 建築裝飾	DIN	= Dining Room 飯廳
AF ABOVE	= Architectural Feature Above 上層建築裝飾	DOG HOUSE	= Mechanical & Electrical Services Duct Connecting to the Floor Below 連接下層的機電設施管道
AF ON I/F	= 建築裝飾於1樓	DPMR	= Drainage Pipe Maintenance Room 排水管維修房
B	= Bathroom 浴室	ELV	= Extra Low Voltage Duct 低電壓管道
BAL	= Balcony 露台	EMR	= Electricity Meter Room 電錶房
BALCONY ABOVE	= Balcony above 上層露台	ENTRANCE HALL	= 入口大堂
BR	= Bedroom 睡房	FAMILY ROOM	= 家庭廳
BUILDING LINE ABOVE	= 上方之建築邊線	FLAT ROOF	= 平台
CANOPY	= 簷篷	GARDEN	= 花園
CANOPY ABOVE	= 上層簷篷	HR	= Hose Reel 消防喉轆



發展項目的住宅物業的樓面平面圖

Tower 8 座 I/F 1樓

Description 描述	Flat 單位				
	A	B	C	D	E
Floor-to-floor height (refers to the height between the top surface of the structural slab of a floor and the top surface of the structural slab of its immediate upper floor) of each residential property (m) 每個住宅物業的層與層之間的高度(指該樓層之石屎地台面與上一層石屎地台面之高度距離)(米)	3.375				
Thickness of the floor slabs (excluding plaster) of each residential property (mm) 每個住宅物業的樓板(不包括灰泥)的厚度(毫米)	150	175	200	150	175
	175	200	225	175	200

The internal areas of the residential properties on the upper floors will generally be slightly larger than those on the lower floors because of the reducing thickness of the structural walls on the upper floors.

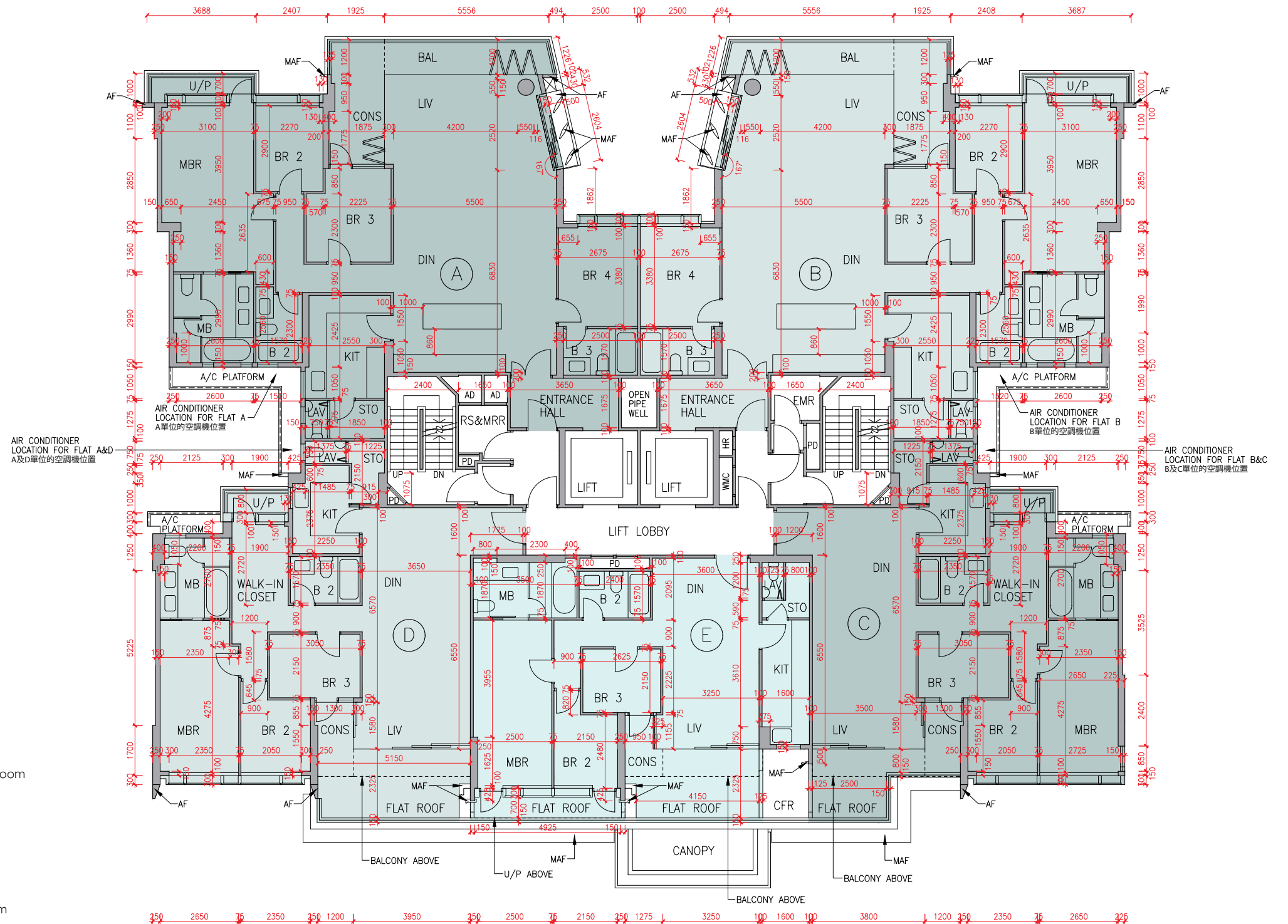
因住宅物業的較高樓層的結構牆的厚度遞減，較高樓層的內部面積，一般比較低樓層的內部面積稍大。

Remarks: 1. The dimensions in the floor plans are all structural dimensions in millimetre.
2. The entrance hall (serving as a private lift lobby), if any, and conservatory form part of a residential property, are not common part of the Development. Where applicable, the saleable area of the relevant residential properties specified in the section "Area of Residential Properties in the Development" already includes the floor areas of such entrance hall and conservatory. The Authorised Person for the Development has certified that (a) there is no restriction on the usage of such entrance hall and conservatory which will affect owner's enjoyment of the relevant residential property and (b) such entrance hall and conservatory are made for the exclusive use of the owner of the relevant residential property.

備註：1. 樓面平面圖之尺規所列數字為以毫米標示之建築結構尺寸。
2. 入口大堂(作為私人升降機大堂)(如有)及溫室屬住宅物業一部分，並非發展項目之公用部分。如適用，在「發展項目中的住宅物業的面積」部分內所列出的有關住宅物業之實用面積包括該入口大堂及溫室之樓面面積。發展項目的認可人士已證明入口大堂及溫室(a)在使用上沒有限制亦不會對相關住宅物業業主享用該住宅物業造成影響及(b)是專供相關住宅物業業主使用而設。

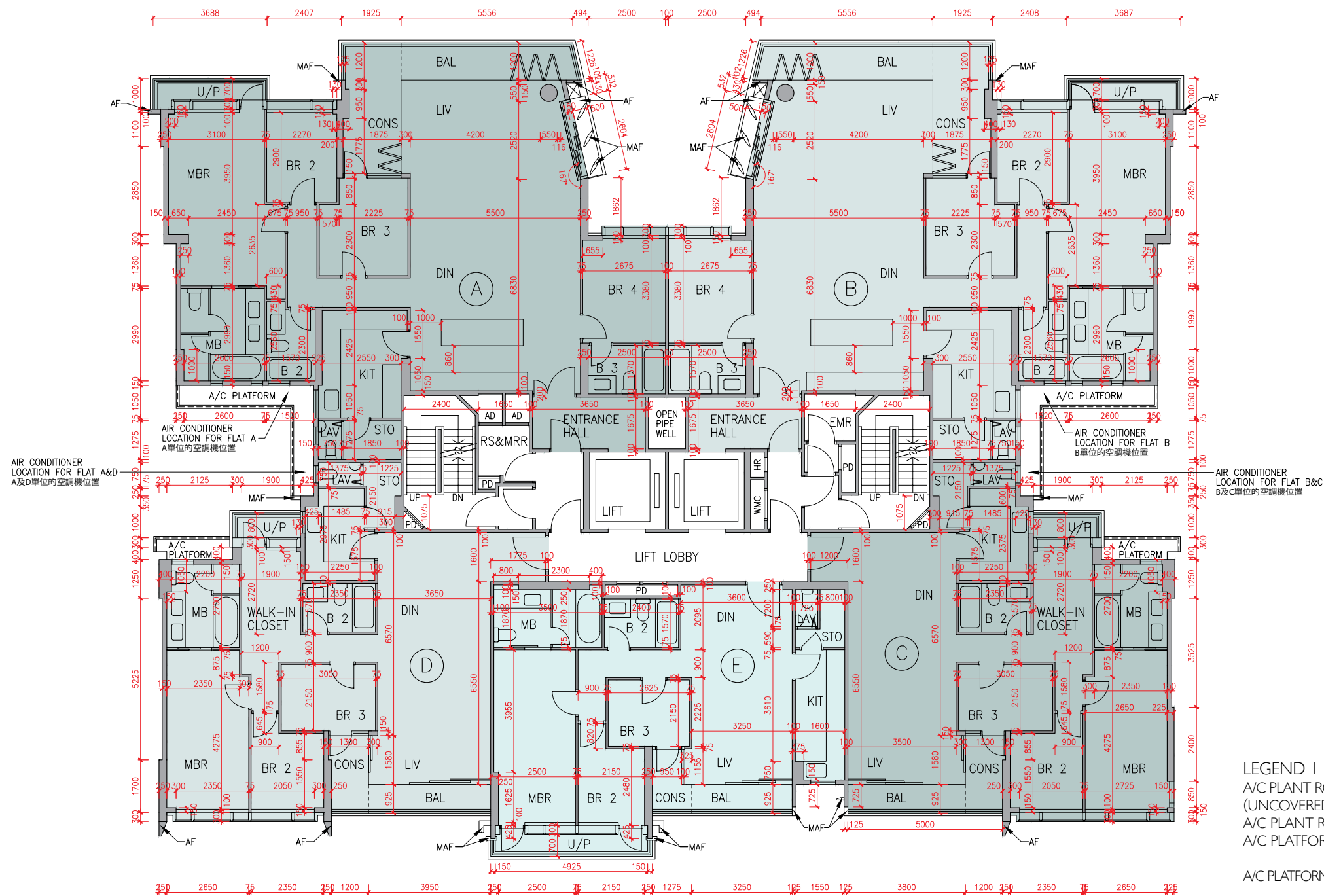
LEGEND 2 圖例 2

JACUZZI = 按摩池	RS & MRR = Refuse Storage & Material Recovery Room 垃圾及物料回收室
KIT = Kitchen 廚房	SKYLIGHT = 天窗
LAV = Lavatory 洗手間	SV = Smoke Vent 排煙口
LIFT = 升降機	STO = Store 儲物房
LIFT LOBBY = 升降機大堂	SWIMMING POOL = 游泳池
LIFT SHAFT = 升降機槽	TOP OF BALCONY = 下層露台上蓋
LIV = Living Room 客廳	TOP OF CURTAIN WALL = 幕牆頂部
LIV / DIN = Living / Dining Room 客/飯廳	TOP OF U/P = Top of Utility Platform 下層工作平台上蓋
MAF = Metal Architectural Feature 金屬建築裝飾	UP = Up 上
MBR = Master Bedroom 主人睡房	U/P = Utility Platform 工作平台
MB = Master Bathroom 主人浴室	U/P ABOVE = Utility Platform Above 上層工作平台
OPEN PIPE WELL = 開放式管道井	VOID = 中空
OWM = Openable Window For Maintenance 維修窗口	VOID ABOVE = 上層中空
PANTRY = 備餐間	WALK-IN CLOSET = 衣帽間
PLANTER = 花槽	WMC = Water Meter Cabinet 水錶箱
PITCHED ROOF = 斜天台	WMR = Water Meter Room 水錶房
PD = Pipe Duct 管道槽	
PLANTER = 花槽	
ROOF = 天台	



發展項目的住宅物業的樓面平面圖

Tower 8 座 2/F - 6/F (4/F is omitted) 2樓-6樓(不設4樓)



Description 描述	Flat 單位				
	A	B	C	D	E
Floor-to-floor height (refers to the height between the top surface of the structural slab of a floor and the top surface of the structural slab of its immediate upper floor) of each residential property (m) 每個住宅物業的層與層之間的高度(指該樓層之石屎地台面與上一層石屎地台面之高度距離)(米)	2/F-5/F 2樓-5樓				
	3.375				
Thickness of the floor slabs (excluding plaster) of each residential property (mm) 每個住宅物業的樓板(不包括灰泥)的厚度(毫米)	2/F-5/F & 6/F 2樓-5樓及6樓				
	150	175	150	150	150
	3.150	3.150	3.150	3.150	3.150
	3.500	3.500	3.500	3.500	3.500
	3.850	3.550	3.500	3.500	3.500
					3.550
					3.710
					3.850

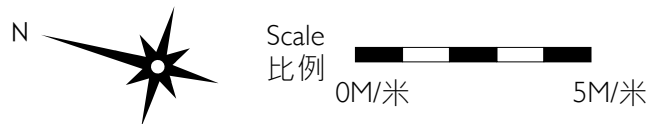
The internal areas of the residential properties on the upper floors will generally be slightly larger than those on the lower floors because of the reducing thickness of the structural walls on the upper floors.
因住宅物業的較高樓層的結構牆的厚度遞減，較高樓層的內部面積，一般比較低樓層的內部面積稍大。

Remarks : 1. The dimensions in the floor plans are all structural dimensions in millimetre.
2. The entrance hall (serving as a private lift lobby), if any, and conservatory form part of a residential property, are not common part of the Development. Where applicable, the saleable area of the relevant residential properties specified in the section "Area of Residential Properties in the Development" already includes the floor areas of such entrance hall and conservatory. The Authorised Person for the Development has certified that (a) there is no restriction on the usage of such entrance hall and conservatory which will affect owner's enjoyment of the relevant residential property and (b) such entrance hall and conservatory are made for the exclusive use of the owner of the relevant residential property.

備註：1. 樓面平面圖之尺規所列數字為以毫米標示之建築結構尺寸。
2. 入口大堂(作為私人升降機大堂)(如有)及溫室屬住宅物業一部分，並非發展項目之公用部分。如適用，在「發展項目中的住宅物業的面積」部分內所列出的有關住宅物業之實用面積包括該入口大堂及溫室之樓面面積。發展項目的認可人士已證明入口大堂及溫室(a)在使用上沒有限制亦不會對相關住宅物業業主享用該住宅物業造成影響及(b)是專供相關住宅物業業主使用而設。

LEGEND I 圖例 1

A/C PLANT ROOM (UNCOVERED) = Air Conditioner Plant Room (uncovered) 空調機房(沒有上蓋)	CD = Cable Duct 電線管道槽
A/C PLANT ROOM = Air Conditioner Plant Room 空調機房	CFR = Common Flat Roof 公用平台
A/C PLATFORM = Air Conditioner Platform 空調機平台	CPR = Common Pitched Roof 公用傾斜屋頂
A/C PLATFORM ABOVE = Air Conditioner Platform Above 上層空調機平台	CONS = Conservatory 溫室
ACOUSTIC FIN = 隔音牆	CURTAIN WALL ABOVE = 上方之幕牆
AD = Air Duct 通風管道槽	DN = Down 下
AF = Architectural Feature 建築裝飾	DIN = Dining Room 飯廳
AF ABOVE = Architectural Feature Above 上層建築裝飾	DOG HOUSE = Mechanical & Electrical Services Duct Connecting to the Floor Below 連接下層的機電設施管道
AF ON I/F = 建築裝飾於1樓	DPMR = Drainage Pipe Maintenance Room 排水管維修房
B = Bathroom 浴室	ELV = Extra Low Voltage Duct 低電壓管道
BAL = Balcony 露台	EMR = Electricity Meter Room 電錶房
BALCONY ABOVE = Balcony above 上層露台	ENTRANCE HALL = 入口大堂
BR = Bedroom 睡房	FAMILY ROOM = 家庭廳
BUILDING LINE ABOVE = 上方之建築邊線	FLAT ROOF = 平台
CANOPY = 簷篷	GARDEN = 花園
CANOPY ABOVE = 上層簷篷	HR = Hose Reel 消防喉轆



發展項目的住宅物業的樓面平面圖

Tower 8 座 7/F 7樓

Description 描述	Flat 單位			
	A	B	C	D
Floor-to-floor height (refers to the height between the top surface of the structural slab of a floor and the top surface of the structural slab of its immediate upper floor) of each residential property (m) 每個住宅物業的層與層之間的高度 (指該樓層之石屎地台面與上一層石屎地台面之高度距離)(米)	7/F	3.500	3.460	
	7樓	3.540	3.500	
		3.550	3.550	
		3.710	3.800	
		3.850	3.850	
Thickness of the floor slabs (excluding plaster) of each residential property (mm) 每個住宅物業的樓板 (不包括灰泥)的厚度(毫米)	7/F	150	150	
	7樓	175	175	
		200	175	
		225	200	

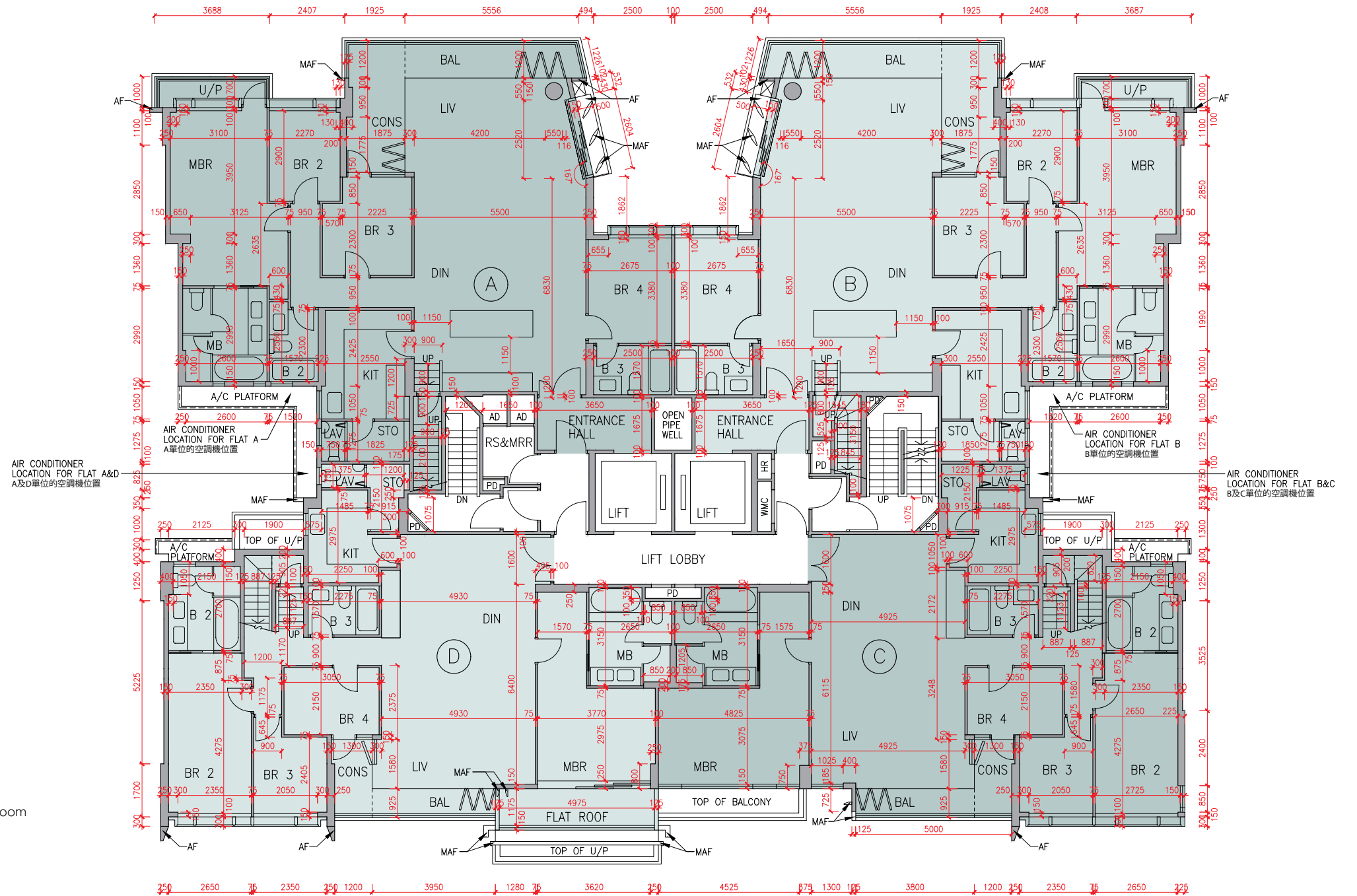
The internal areas of the residential properties on the upper floors will generally be slightly larger than those on the lower floors because of the reducing thickness of the structural walls on the upper floors.
因住宅物業的較高樓層的結構牆的厚度遞減，較高樓層的內部面積，一般比較低樓層的內部面積稍大。

Remarks: 1. The dimensions in the floor plans are all structural dimensions in millimetre.
2. The entrance hall (serving as a private lift lobby), if any, and conservatory form part of a residential property, are not common part of the Development. Where applicable, the saleable area of the relevant residential properties specified in the section "Area of Residential Properties in the Development" already includes the floor areas of such entrance hall and conservatory. The Authorised Person for the Development has certified that (a) there is no restriction on the usage of such entrance hall and conservatory which will affect owner's enjoyment of the relevant residential property and (b) such entrance hall and conservatory are made for the exclusive use of the owner of the relevant residential property.

備註：1. 樓面平面圖之尺規所列數字為以毫米標示之建築結構尺寸。
2. 入口大堂(作為私人升降機大堂)(如有)及溫室屬住宅物業一部分，並非發展項目之公用部分。如適用，在「發展項目中的住宅物業的面積」部分內所列出的有關住宅物業之實用面積包括該入口大堂及溫室之樓面面積。發展項目的認可人士已證明入口大堂及溫室(a)在使用上沒有限制亦不會對相關住宅物業業主享用該住宅物業造成影響及(b)是專供相關住宅物業業主使用而設。

LEGEND 2 圖例 2

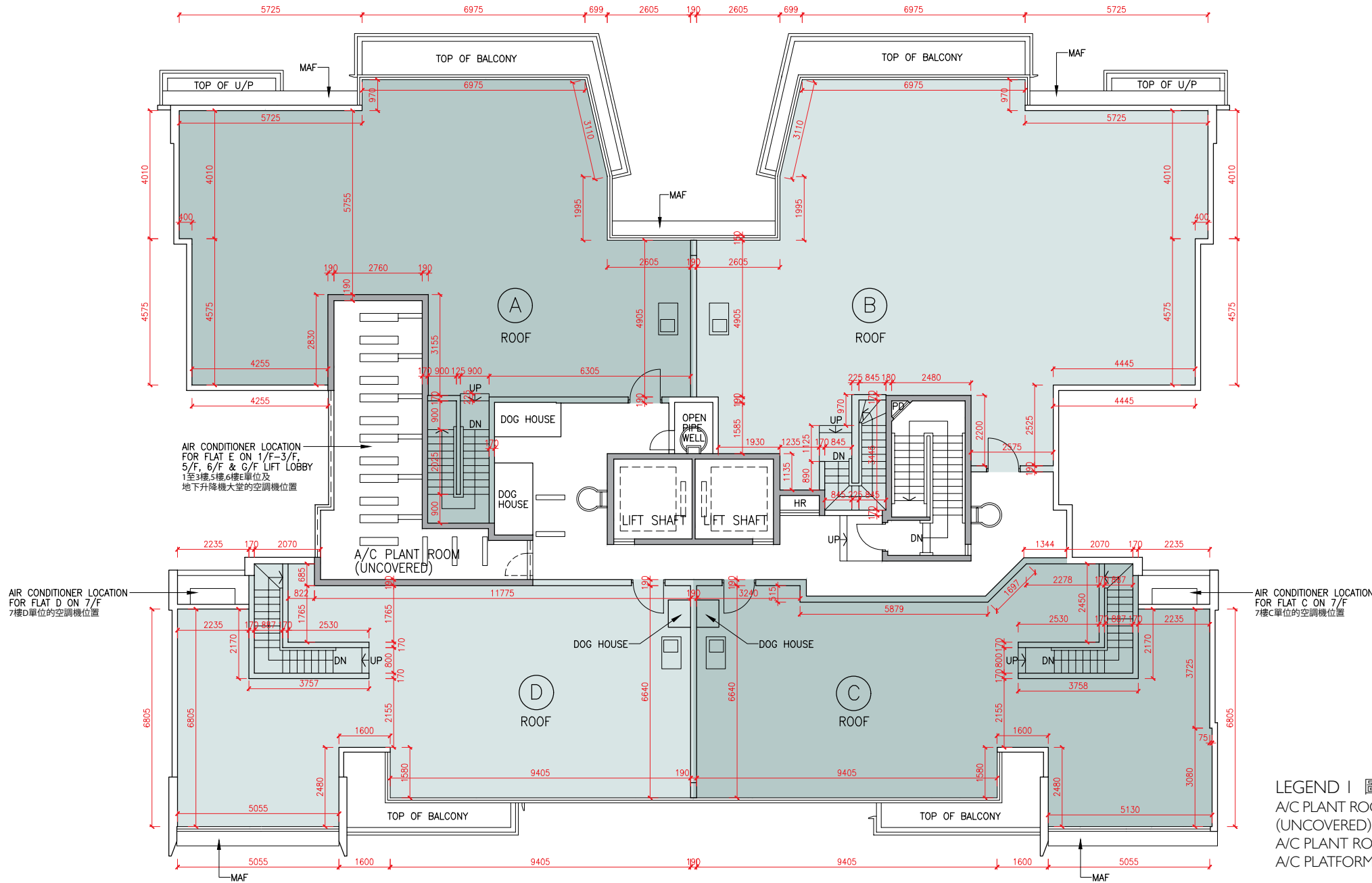
JACUZZI = 按摩池	RS & MRR = Refuse Storage & Material Recovery Room 垃圾及物料回收室
KIT = Kitchen 廚房	SKYLIGHT = 天窗
LAV = Lavatory 洗手間	SV = Smoke Vent 排煙口
LIFT = 升降機	STO = Store 儲物房
LIFT LOBBY = 升降機大堂	SWIMMING POOL = 游泳池
LIFT SHAFT = 升降機槽	TOP OF BALCONY = 下層露台上蓋
LIV = Living Room 客廳	TOP OF CURTAIN WALL = 幕牆頂部
LIV / DIN = Living / Dining Room 客/飯廳	TOP OF U/P = Top of Utility Platform 下層工作平台上蓋
MAF = Metal Architectural Feature 金屬建築裝飾	UP = Up 上
MBR = Master Bedroom 主人睡房	U/P = Utility Platform 工作平台
MB = Master Bathroom 主人浴室	U/P ABOVE = Utility Platform Above 上層工作平台
OPEN PIPE WELL = 開放式管道井	VOID = 中空
OWM = Openable Window For Maintenance 維修窗口	VOID ABOVE = 上層中空
PANTRY = 備餐間	WALK-IN CLOSET = 衣帽間
PLANTER = 花槽	WMC = Water Meter Cabinet 水錶箱
PITCHED ROOF = 斜天台	WMR = Water Meter Room 水錶房
PD = Pipe Duct 管道槽	
PLANTER = 花槽	
ROOF = 天台	



Floor plans of residential properties in the development

發展項目的住宅物業的樓面平面圖

Tower 8 座 Roof 天台

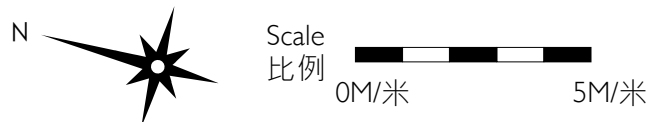


The internal areas of the residential properties on the upper floors will generally be slightly larger than those on the lower floors because of the reducing thickness of the structural walls on the upper floors.
 因住宅物業的較高樓層的結構牆的厚度遞減，較高樓層的內部面積，一般比較低樓層的內部面積稍大。

Remark: The dimensions in the floor plans are all structural dimensions in millimetre.
 備註：樓面平面圖之尺規所列數字為以毫米標示之建築結構尺寸。

LEGEND | 圖例 1

A/C PLANT ROOM (UNCOVERED)	= Air Conditioner Plant Room (uncovered) 空調機房(沒有上蓋)	CD	= Cable Duct 電線管道槽
A/C PLANT ROOM	= Air Conditioner Plant Room 空調機房	CFR	= Common Flat Roof 公用平台
A/C PLATFORM	= Air Conditioner Platform 空調機平台	CPR	= Common Pitched Roof 公用傾斜屋頂
A/C PLATFORM ABOVE	= Air Conditioner Platform Above 上層空調機平台	CONS	= Conservatory 溫室
ACOUSTIC FIN	= 隔音牆	CURTAIN WALL ABOVE	= 上方之幕牆
AD	= Air Duct 通風管道槽	DN	= Down 下
AF	= Architectural Feature 建築裝飾	DIN	= Dining Room 飯廳
AF ABOVE	= Architectural Feature Above 上層建築裝飾	DOG HOUSE	= Mechanical & Electrical Services Duct Connecting to the Floor Below 連接下層的機電設施管道
AF ON I/F	= 建築裝飾於1樓	DPMR	= Drainage Pipe Maintenance Room 排水管維修房
B	= Bathroom 浴室	ELV	= Extra Low Voltage Duct 低電壓管道
BAL	= Balcony 露台	EMR	= Electricity Meter Room 電錶房
BALCONY ABOVE	= Balcony above 上層露台	ENTRANCE HALL	= 入口大堂
BR	= Bedroom 睡房	FAMILY ROOM	= 家庭廳
BUILDING LINE ABOVE	= 上方之建築邊線	FLAT ROOF	= 平台
CANOPY	= 簷篷	GARDEN	= 花園
CANOPY ABOVE	= 上層簷篷	HR	= Hose Reel 消防喉轆



發展項目的住宅物業的樓面平面圖

Tower 9 座 G/F 地下

Description 描述	Flat 單位			
	A	B	C	D
Floor-to-floor height (refers to the height between the top surface of the structural slab of a floor and the top surface of the structural slab of its immediate upper floor) of each residential property (m) 每個住宅物業的層與層之間的高度(指該樓層之石屎地台與上一層石屎地台之高度距離)(米)	3.050			
	3.150	3.150	3.150	3.150
	3.350	3.200	3.200	3.200
	3.390	3.450	3.450	3.450
	3.450	3.500	3.500	3.500
	3.500	3.550	3.550	3.550
	3.550	3.850	3.850	3.850
	3.700	3.900	3.900	3.900
Thickness of the floor slabs (excluding plaster) of each residential property (mm) 每個住宅物業的樓板(不包括灰泥)的厚度(毫米)	150	150	150	150
	175	175	175	175
	200	200	200	200
	225	200	200	200

The internal areas of the residential properties on the upper floors will generally be slightly larger than those on the lower floors because of the reducing thickness of the structural walls on the upper floors.

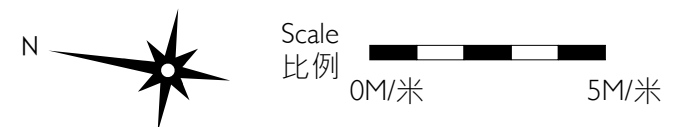
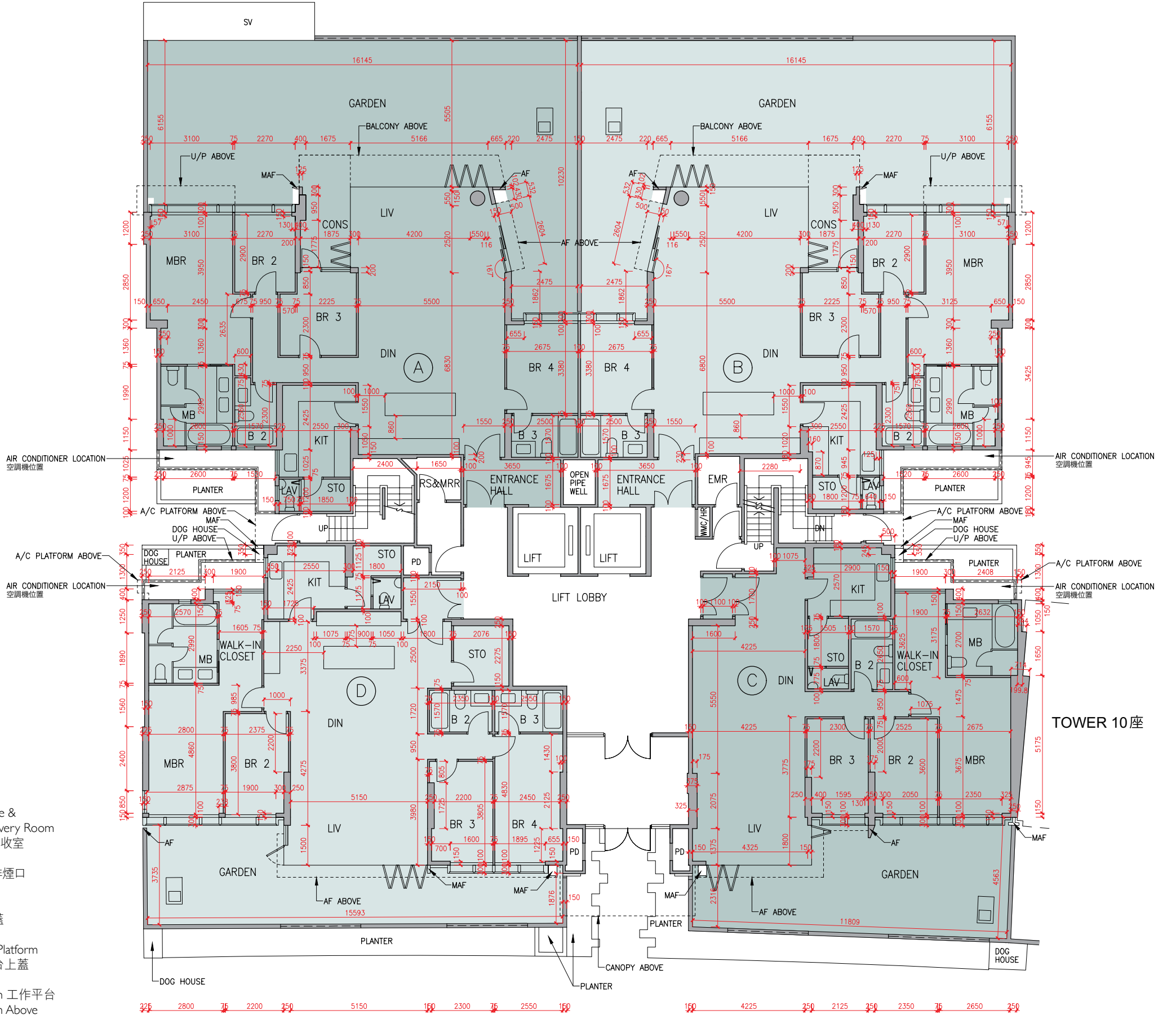
因住宅物業的較高樓層的結構牆的厚度遞減，較高樓層的內部面積，一般比較低樓層的內部面積稍大。

- Remarks: 1. The dimensions in the floor plans are all structural dimensions in millimetre.
2. The entrance hall (serving as a private lift lobby), if any, and conservatory, if any, form part of a residential property, are not common part of the Development. Where applicable, the saleable area of the relevant residential properties specified in the section "Area of Residential Properties in the Development" already includes the floor areas of such entrance hall and conservatory. The Authorised Person for the Development has certified that (a) there is no restriction on the usage of such entrance hall and conservatory which will affect owner's enjoyment of the relevant residential property and (b) such entrance hall and conservatory are made for the exclusive use of the owner of the relevant residential property.

- 備註：1. 樓面平面圖之尺規所列數字為以毫米標示之建築結構尺寸。
2. 入口大堂(作為私人升降機大堂)(如有)及溫室(如有)屬住宅物業一部分，並非發展項目之公用部分。如適用，在「發展項目中的住宅物業的面積」部分內所列出的有關住宅物業之實用面積包括該入口大堂及溫室之樓面面積。發展項目的認可人士已證明入口大堂及溫室(a)在使用上沒有限制亦不會對相關住宅物業業主享用該住宅物業造成影響及(b)是專供相關住宅物業業主使用而設。

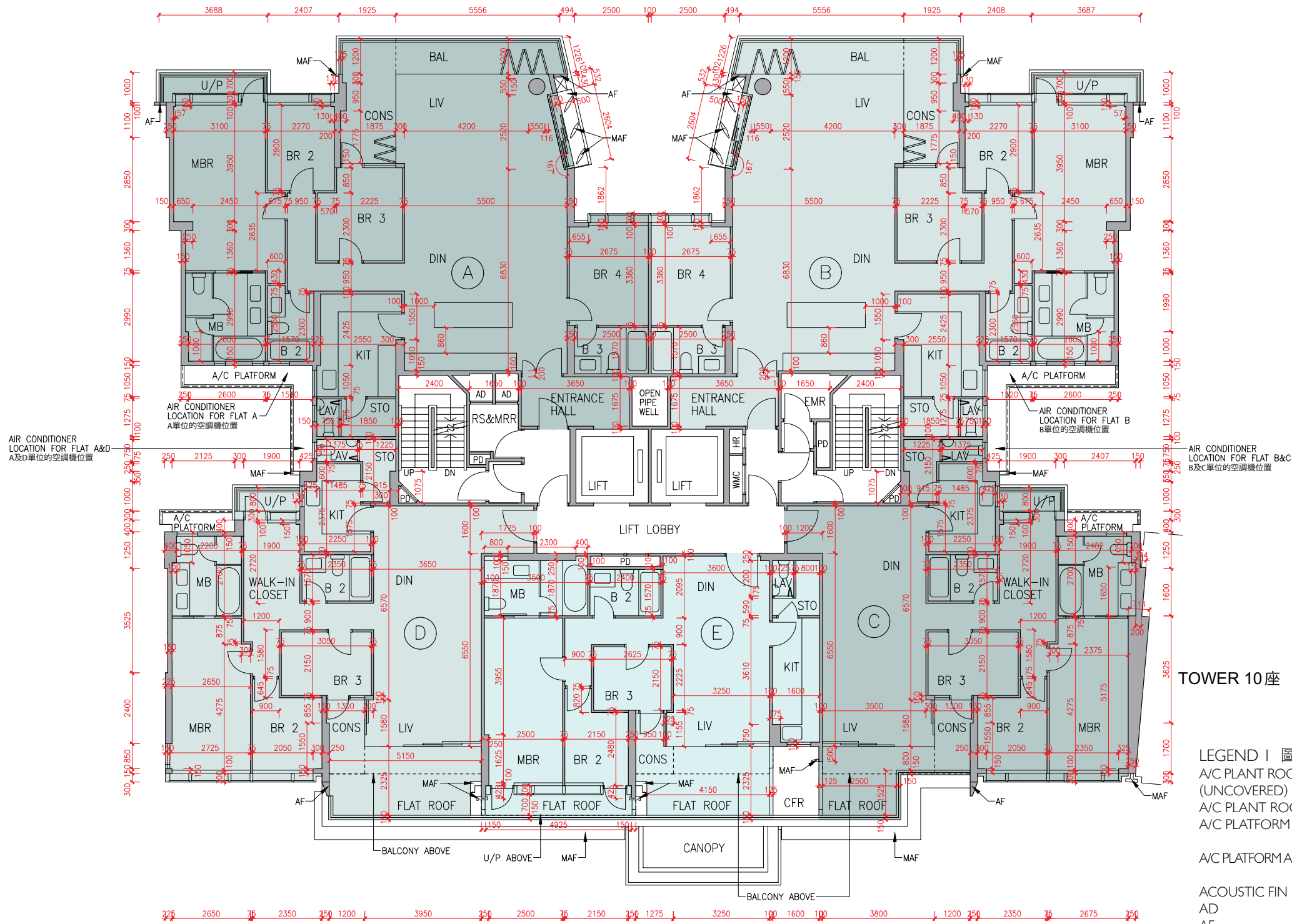
LEGEND 2 圖例 2

JACUZZI = 按摩池	RS & MRR = Refuse Storage & Material Recovery Room 垃圾及物料回收室
KIT = Kitchen 廚房	SKYLIGHT = 天窗
LAV = Lavatory 洗手間	SV = Smoke Vent 排煙口
LIFT = 升降機	STO = Store 儲物房
LIFT LOBBY = 升降機大堂	SWIMMING POOL = 游泳池
LIFT SHAFT = 升降機槽	TOP OF BALCONY = 下層露台上蓋
LIV = Living Room 客廳	TOP OF CURTAIN WALL = 幕牆頂部
LIV / DIN = Living / Dining Room 客/飯廳	TOP OF U/P = Top of Utility Platform 下層工作平台上蓋
MAF = Metal Architectural Feature 金屬建築裝飾	UP = Up 上
MBR = Master Bedroom 主人睡房	U/P = Utility Platform 工作平台
MB = Master Bathroom 主人浴室	U/P ABOVE = Utility Platform Above 上層工作平台
OPEN PIPE WELL = 開放式管道井	VOID = 中空
OWM = Openable Window For Maintenance 維修窗口	VOID ABOVE = 上層中空
PANTRY = 備餐間	WALK-IN CLOSET = 衣帽間
PLANTER = 花槽	WMC = Water Meter Cabinet 水錶箱
PITCHED ROOF = 斜天台	WMR = Water Meter Room 水錶房
PD = Pipe Duct 管道槽	
PLANTER = 花槽	
ROOF = 天台	



發展項目的住宅物業的樓面平面圖

Tower 9 座 I/F 1樓



Description 描述	Flat 單位				
	A	B	C	D	E
Floor-to-floor height (refers to the height between the top surface of the structural slab of a floor and the top surface of the structural slab of its immediate upper floor) of each residential property (m) 每個住宅物業的層與層之間的高度(指該樓層之石屎地台面與上一層石屎地台面之高度距離)(米)	3.375	3.375	3.025 3.365 3.375 3.425 3.465 3.725	3.025 3.365 3.375 3.425 3.465 3.725	3.025 3.365 3.375 3.425 3.465 3.725
Thickness of the floor slabs (excluding plaster) of each residential property (mm) 每個住宅物業的樓板(不包括灰泥)的厚度(毫米)	150 175 200 225	150 175 200 225	150 175 200 225	150 175 200 225	150 175 200 225

The internal areas of the residential properties on the upper floors will generally be slightly larger than those on the lower floors because of the reducing thickness of the structural walls on the upper floors.
因住宅物業的較高樓層的結構牆的厚度遞減，較高樓層的內部面積，一般比較低樓層的內部面積稍大。

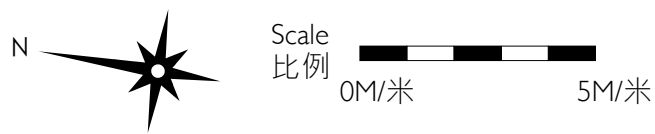
Remarks: 1. The dimensions in the floor plans are all structural dimensions in millimetre.
2. The entrance hall (serving as a private lift lobby), if any, and conservatory form part of a residential property, are not common part of the development. Where applicable, the saleable area of the relevant residential properties specified in the section "Area of Residential Properties in the Development" already includes the floor areas of such entrance hall and conservatory. The Authorised Person for the Development has certified that (a) there is no restriction on the usage of such entrance hall and conservatory which will affect owner's enjoyment of the relevant residential property and (b) such entrance hall and conservatory are made for the exclusive use of the owner of the relevant residential property.

備註: 1. 樓面平面圖之尺規所列數字為以毫米標示之建築結構尺寸。
2. 入口大堂(作為私人升降機大堂)(如有)及溫室屬住宅物業一部分，並非發展項目之公用部分。如適用，在「發展項目中的住宅物業的面積」部分內所列出的有關住宅物業之實用面積包括該入口大堂及溫室之樓面面積。發展項目的認可人士已證明入口大堂及溫室(a)在使用上沒有限制亦不會對相關住宅物業業主享用該住宅物業造成影響及(b)是專供相關住宅物業業主使用而設。

TOWER 10 座

LEGEND I 圖例 1

A/C PLANT ROOM (UNCOVERED) = Air Conditioner Plant Room (uncovered) 空調機房(沒有上蓋)	CD = Cable Duct 電線管道槽
A/C PLANT ROOM = Air Conditioner Plant Room 空調機房	CFR = Common Flat Roof 公用平台
A/C PLATFORM = Air Conditioner Platform 空調機平台	CPR = Common Pitched Roof 公用傾斜屋頂
A/C PLATFORM ABOVE = Air Conditioner Platform Above 上層空調機平台	CONS = Conservatory 溫室
ACOUSTIC FIN = 隔音牆	CURTAIN WALL ABOVE = 上方之幕牆
AD = Air Duct 通風管道槽	DN = Down 下
AF = Architectural Feature 建築裝飾	DIN = Dining Room 飯廳
AF ABOVE = Architectural Feature Above 上層建築裝飾	DOG HOUSE = Mechanical & Electrical Services Duct Connecting to the Floor Below 連接下層的機電設施管道
AF ON I/F = 建築裝飾於1樓	DPMR = Drainage Pipe Maintenance Room 排水管維修房
B = Bathroom 浴室	ELV = Extra Low Voltage Duct 低電壓管道
BAL = Balcony 露台	EMR = Electricity Meter Room 電錶房
BALCONY ABOVE = Balcony above 上層露台	ENTRANCE HALL = 入口大堂
BR = Bedroom 睡房	FAMILY ROOM = 家庭廳
BUILDING LINE ABOVE = 上方之建築邊線	FLAT ROOF = 平台
CANOPY = 簷篷	GARDEN = 花園
CANOPY ABOVE = 上層簷篷	HR = Hose Reel 消防喉轆



發展項目的住宅物業的樓面平面圖

Tower 9 座 2/F - 6/F (4/F is omitted) 2樓-6樓(不設4樓)

Description 描述	Flat 單位					
	A	B	C	D	E	
Floor-to-floor height (refers to the height between the top surface of the structural slab of a floor and the top surface of the structural slab of its immediate upper floor) of each residential property (m) 每個住宅物業的層與層之間的高度(指該樓層之石屎地台面與上一層石屎地台面之高度距離)(米)	2/F-5/F 2樓-5樓	3.375				
	6/F 6樓	3.150	3.150	3.150	3.150	3.150
		3.500	3.500	3.500	3.500	3.500
		3.850	3.550	3.500	3.550	3.710
						3.850
Thickness of the floor slabs (excluding plaster) of each residential property (mm) 每個住宅物業的樓板(不包括灰泥)的厚度(毫米)	2/F-6/F 2樓-6樓	150 175 200 225	150 175	150 175 200	150 175 200	

The internal areas of the residential properties on the upper floors will generally be slightly larger than those on the lower floors because of the reducing thickness of the structural walls on the upper floors.

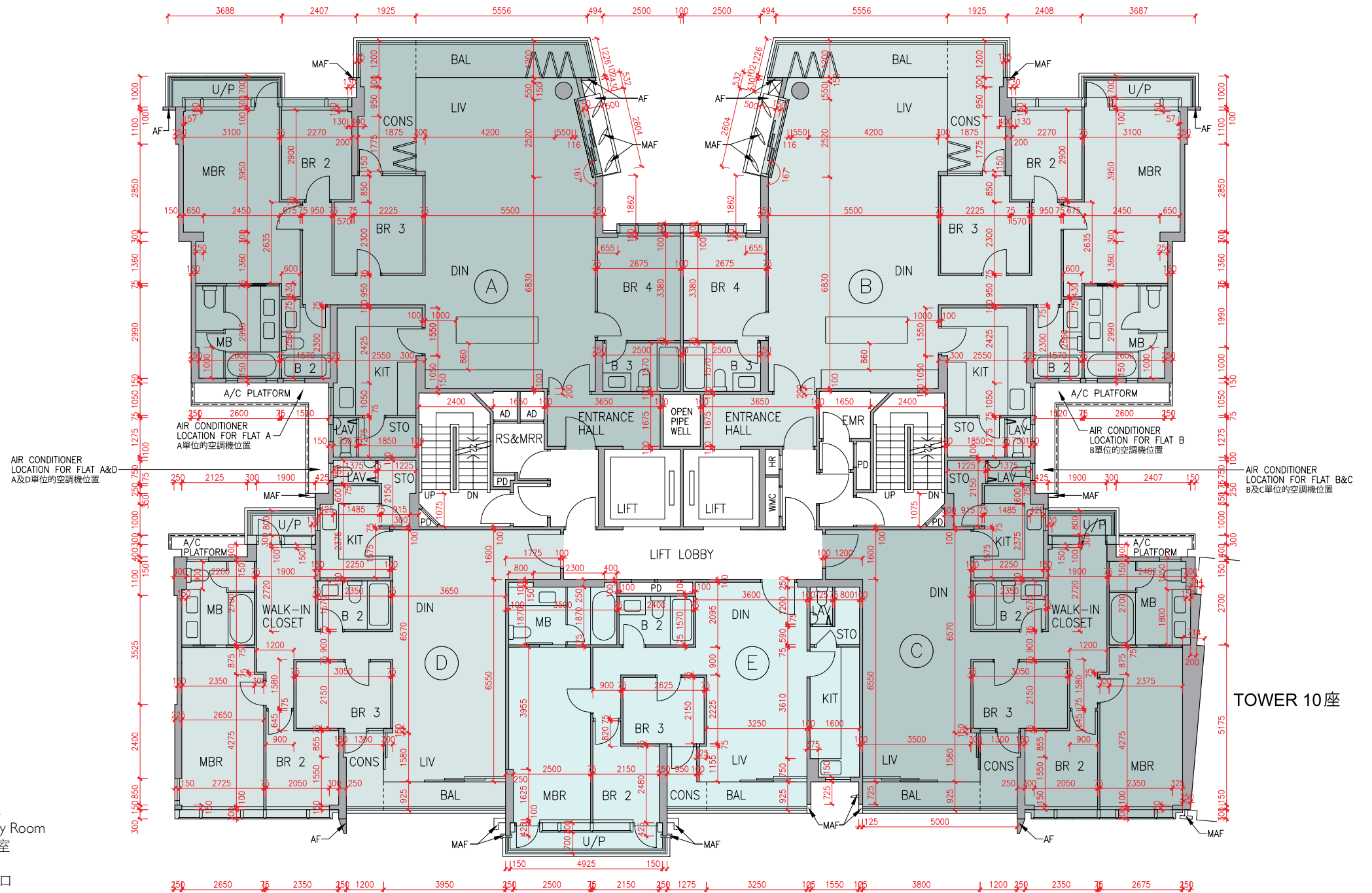
因住宅物業的較高樓層的結構牆的厚度遞減，較高樓層的內部面積，一般比較低樓層的內部面積稍大。

Remarks: 1. The dimensions in the floor plans are all structural dimensions in millimetre.
2. The entrance hall (serving as a private lift lobby), if any, and conservatory form part of a residential property, are not common part of the Development. Where applicable, the saleable area of the relevant residential properties specified in the section "Area of Residential Properties in the Development" already includes the floor areas of such entrance hall and conservatory. The Authorised Person for the Development has certified that (a) there is no restriction on the usage of such entrance hall and conservatory which will affect owner's enjoyment of the relevant residential property and (b) such entrance hall and conservatory are made for the exclusive use of the owner of the relevant residential property.

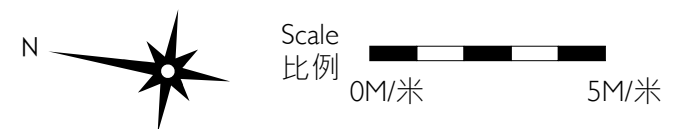
備註：1. 樓面平面圖之尺規所列數字為以毫米標示之建築結構尺寸。
2. 入口大堂(作為私人升降機大堂)(如有)及溫室屬住宅物業一部分，並非發展項目之公用部分。如適用，在「發展項目中的住宅物業的面積」部分內所列出的有關住宅物業之實用面積包括該入口大堂及溫室之樓面面積。發展項目的認可人士已證明入口大堂及溫室(a)在使用上沒有限制亦不會對相關住宅物業業主享用該住宅物業造成影響及(b)是專供相關住宅物業業主使用而設。

LEGEND 2 圖例 2

JACUZZI = 按摩池	RS & MRR = Refuse Storage & Material Recovery Room 垃圾及物料回收室
KIT = Kitchen 廚房	SKYLIGHT = 天窗
LAV = Lavatory 洗手間	SV = Smoke Vent 排煙口
LIFT = 升降機	STO = Store 儲物房
LIFT LOBBY = 升降機大堂	SWIMMING POOL = 游泳池
LIFT SHAFT = 升降機槽	TOP OF BALCONY = 下層露台上蓋
LIV = Living Room 客廳	TOP OF CURTAIN WALL = 幕牆頂部
LIV / DIN = Living / Dining Room 客/飯廳	TOP OF U/P = Top of Utility Platform 下層工作平台上蓋
MAF = Metal Architectural Feature 金屬建築裝飾	UP = Up 上
MBR = Master Bedroom 主人睡房	U/P = Utility Platform 工作平台
MB = Master Bathroom 主人浴室	U/P ABOVE = Utility Platform Above 上層工作平台
OPEN PIPE WELL = 開放式管道井	VOID = 中空
OWM = Openable Window For Maintenance 維修窗口	VOID ABOVE = 上層中空
PANTRY = 備餐間	WALK-IN CLOSET = 衣帽間
PLANTER = 花槽	WMC = Water Meter Cabinet 水錶箱
PITCHED ROOF = 斜天台	WMR = Water Meter Room 水錶房
PD = Pipe Duct 管道槽	
PLANTER = 花槽	
ROOF = 天台	



Layout on the latest approved building plans, for "as-is" layout of Flat A, 5/F, Tower 9, please refer to separate floor plan under this section.
最新經批准的建築圖則的布局，現時第9座5樓A單位之布局另載於本章節。



"As-is" layout with exempted works carried out under the Building Ordinance

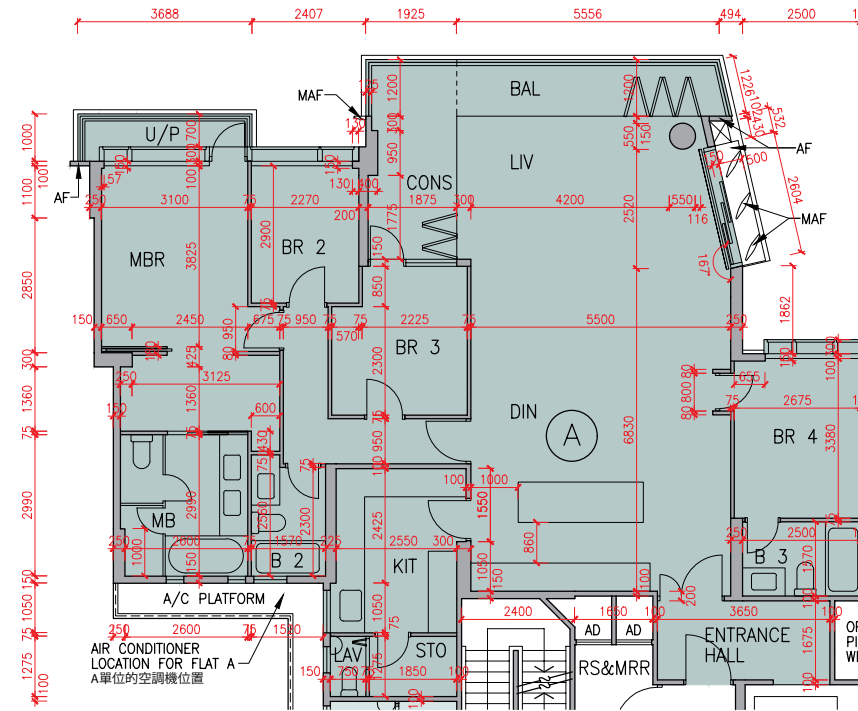
獲建築物條例豁免的工程進行後的現時布局

List of exempted works under the Building Ordinance (Cap.123) carried out at Flat A after the completion of works as shown in the latest approved building plans:

- (a) Door added at corridor leading to bedrooms.
- (b) Partitions and sliding doors added in master bedroom.
- (c) Door of bedroom 4 relocated with added partitions.

在最新經批准的建築圖則所顯示的工程完成後，按建築物條例（第123章），於A單位作為豁免工程進行的工程如下：

- (a) 增添門於通往睡房之走廊。
- (b) 主人睡房內增添間牆及趟門。
- (c) 睡房4房門位置移位並增添間牆。



The internal areas of the residential properties on the upper floors will generally be slightly larger than those on the lower floors because of the reducing thickness of the structural walls on the upper floors.

因住宅物業的較高樓層的結構牆的厚度遞減，較高樓層的內部面積，一般比較低樓層的內部面積稍大。

Remarks: 1. The dimensions in the floor plans are all structural dimensions in millimetre.

2. The entrance hall (serving as a private lift lobby) and conservatory form part of a residential property, are not common part of the Development. The saleable area of the relevant residential properties specified in the section "Area of Residential Properties in the Development" already includes the floor areas of such entrance hall and conservatory. The Authorised Person for the Development has certified that (a) there is no restriction on the usage of such entrance hall and conservatory which will affect owner's enjoyment of the relevant residential property and (b) such entrance hall and conservatory are made for the exclusive use of the owner of the relevant residential property.

備註：1. 樓面平面圖之尺規所列數字為以毫米標示之建築結構尺寸。

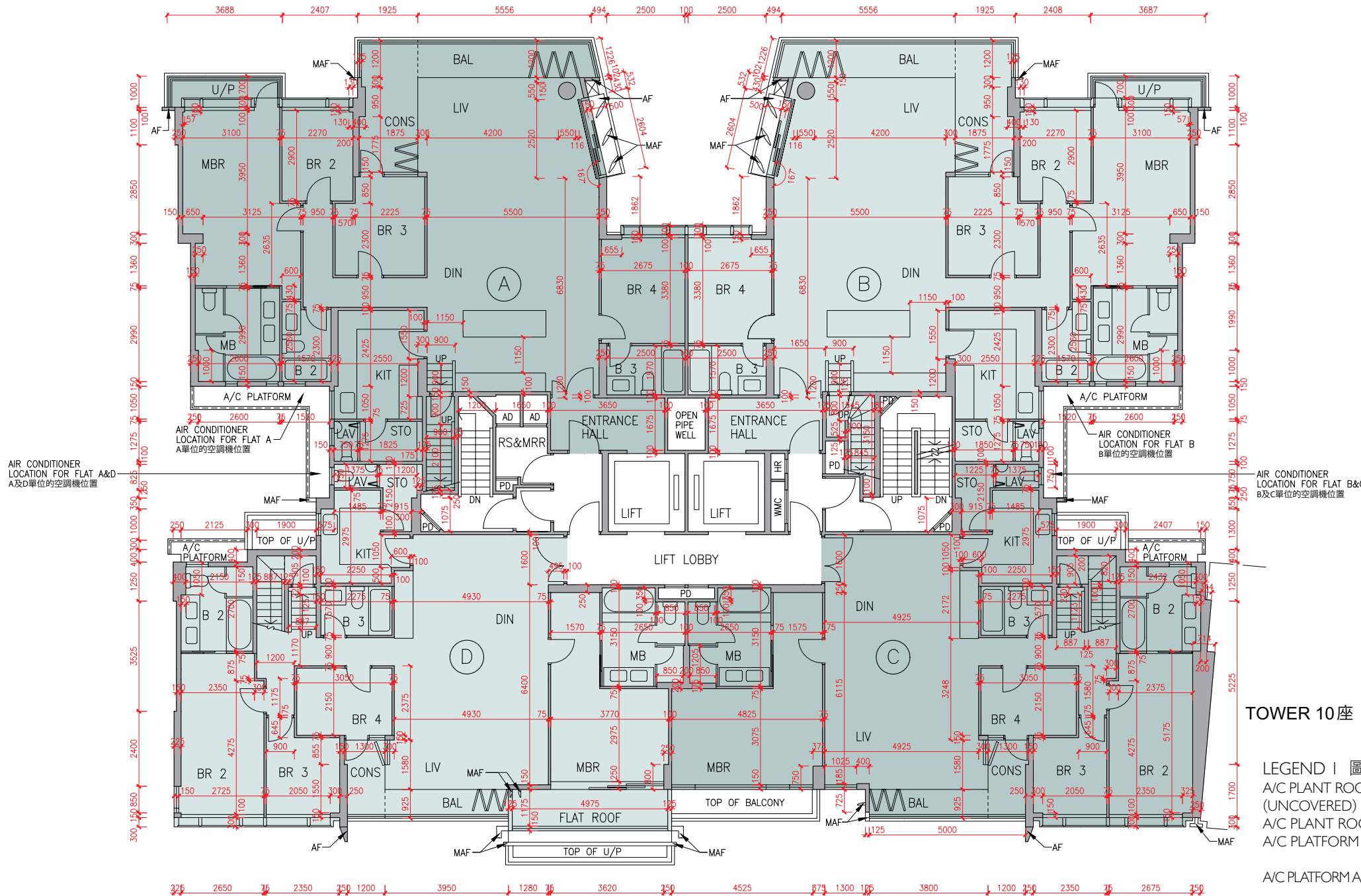
2. 入口大堂(作為私人升降機大堂)及溫室屬住宅物業一部分，並非發展項目之公用部分。在「發展項目中的住宅物業的面積」部分內所列出的有關住宅物業之實用面積包括該入口大堂及溫室之樓面面積。發展項目的認可人士已證明入口大堂及溫室(a)在使用上沒有限制亦不會對相關住宅物業業主享用該住宅物業造成影響及(b)是專供相關住宅物業業主使用而設。

This page left blank intentionally
本頁故意留白

Floor plans of residential properties in the development

發展項目的住宅物業的樓面平面圖

Tower 9 座 7/F 7樓



Description 描述	Flat 單位			
	A	B	C	D
Floor-to-floor height (refers to the height between the top surface of the structural slab of a floor and the top surface of the structural slab of its immediate upper floor) of each residential property (m) 每個住宅物業的層與層之間的高度(指該樓層之石屎地台面與上一層石屎地台面之高度距離)(米)	7/F	3.500	3.460	3.500
	7樓	3.540	3.500	3.550
		3.550	3.550	3.800
		3.710	3.800	3.850
		3.850	3.850	3.950
Thickness of the floor slabs (excluding plaster) of each residential property (mm) 每個住宅物業的樓板(不包括灰泥)的厚度(毫米)	7/F	150	150	150
	7樓	175	175	175
		200	200	200
		225	225	200

The internal areas of the residential properties on the upper floors will generally be slightly larger than those on the lower floors because of the reducing thickness of the structural walls on the upper floors.

因住宅物業的較高樓層的結構牆的厚度遞減，較高樓層的內部面積，一般比較低樓層的內部面積稍大。

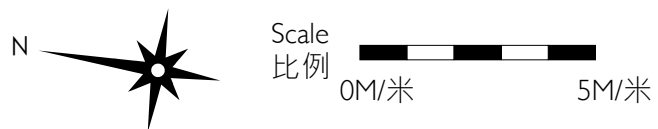
Remarks: 1. The dimensions in the floor plans are all structural dimensions in millimetre.
2. The entrance hall (serving as a private lift lobby), if any, and conservatory form part of a residential property, are not common part of the Development. Where applicable, the saleable area of the relevant residential properties specified in the section "Area of Residential Properties in the Development" already includes the floor areas of such entrance hall and conservatory. The Authorised Person for the Development has certified that (a) there is no restriction on the usage of such entrance hall and conservatory which will affect owner's enjoyment of the relevant residential property and (b) such entrance hall and conservatory are made for the exclusive use of the owner of the relevant residential property.

備註: 1. 樓面平面圖之尺規所列數字為以毫米標示之建築結構尺寸。
2. 入口大堂(作為私人升降機大堂)(如有)及溫室屬住宅物業一部分，並非發展項目之公用部分。如適用，在「發展項目中的住宅物業的面積」部分內所列出的有關住宅物業之實用面積包括該入口大堂及溫室之樓面面積。發展項目的認可人士已證明入口大堂及溫室(a)在使用上沒有限制亦不會對相關住宅物業業主享用該住宅物業造成影響及(b)是專供相關住宅物業業主使用而設。

TOWER 10 座

LEGEND | 圖例 1

A/C PLANT ROOM (UNCOVERED)	= Air Conditioner Plant Room (uncovered) 空調機房(沒有上蓋)	CD	= Cable Duct 電線管道槽
A/C PLANT ROOM	= Air Conditioner Plant Room 空調機房	CFR	= Common Flat Roof 公用平台
A/C PLATFORM	= Air Conditioner Platform 空調機平台	CPR	= Common Pitched Roof 公用傾斜屋頂
A/C PLATFORM ABOVE	= Air Conditioner Platform Above 上層空調機平台	CONS	= Conservatory 溫室
ACOUSTIC FIN	= 隔音牆	CURTAIN WALL ABOVE	= 上方之幕牆
AD	= Air Duct 通風管道槽	DN	= Down 下
AF	= Architectural Feature 建築裝飾	DIN	= Dining Room 飯廳
AF ABOVE	= Architectural Feature Above 上層建築裝飾	DOG HOUSE	= Mechanical & Electrical Services Duct Connecting to the Floor Below 連接下層的機電設施管道
AF ON I/F	= 建築裝飾於1樓	DPMR	= Drainage Pipe Maintenance Room 排水管維修房
B	= Bathroom 浴室	ELV	= Extra Low Voltage Duct 低電壓管道
BAL	= Balcony 露台	EMR	= Electricity Meter Room 電錶房
BALCONY ABOVE	= Balcony above 上層露台	ENTRANCE HALL	= 入口大堂
BR	= Bedroom 睡房	FAMILY ROOM	= 家庭廳
BUILDING LINE ABOVE	= 上方之建築邊線	FLAT ROOF	= 平台
CANOPY	= 簷篷	GARDEN	= 花園
CANOPY ABOVE	= 上層簷篷	HR	= Hose Reel 消防喉轆



Floor plans of residential properties in the development

發展項目的住宅物業的樓面平面圖

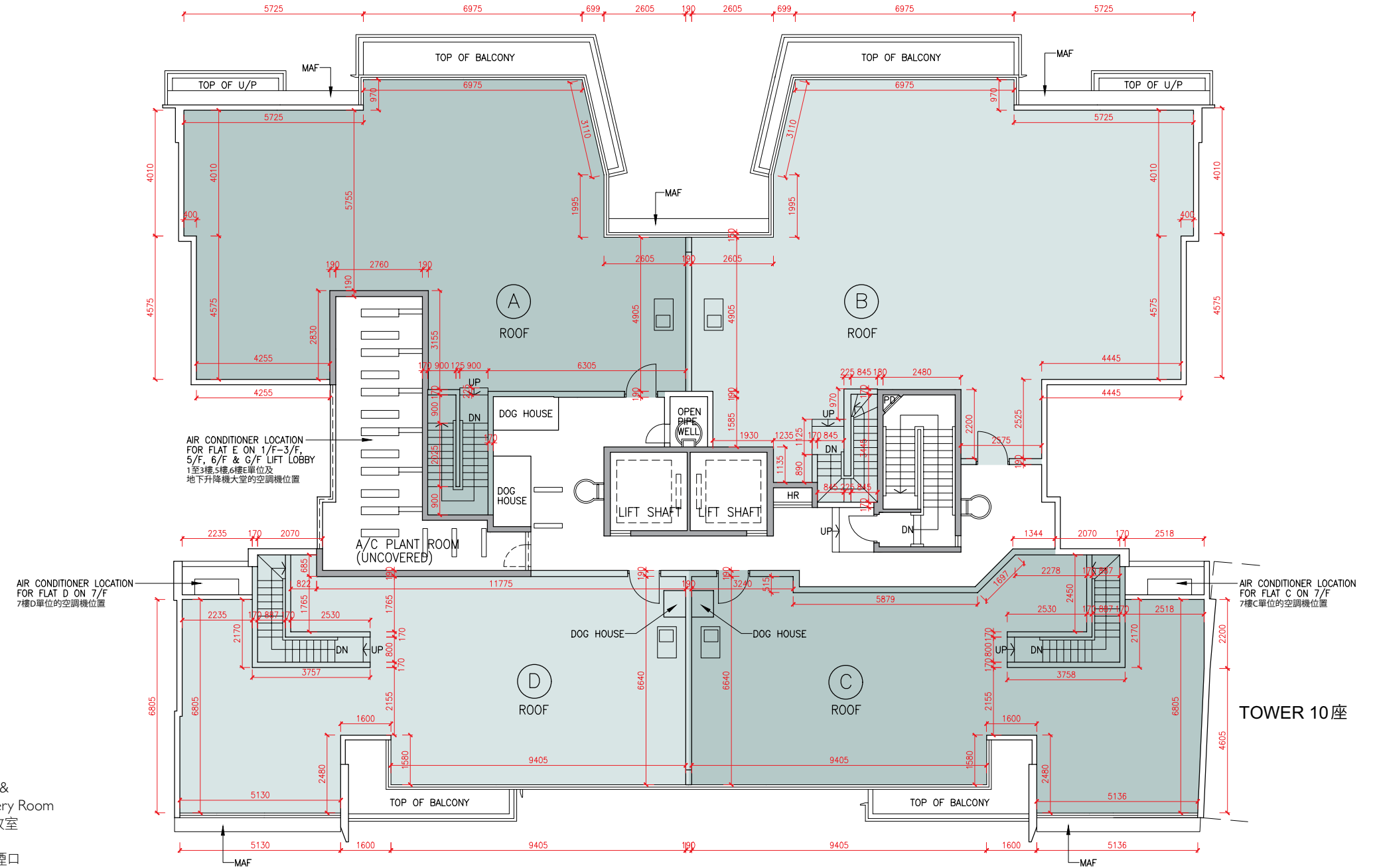
Tower 9 座 Roof 天台

The internal areas of the residential properties on the upper floors will generally be slightly larger than those on the lower floors because of the reducing thickness of the structural walls on the upper floors.

因住宅物業的較高樓層的結構牆的厚度遞減，較高樓層的內部面積，一般比較低樓層的內部面積稍大。

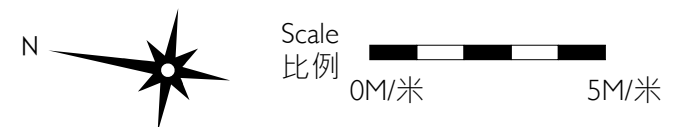
Remark: The dimensions in the floor plans are all structural dimensions in millimetre.

備註：樓面平面圖之尺規所列數字為以毫米標示之建築結構尺寸。



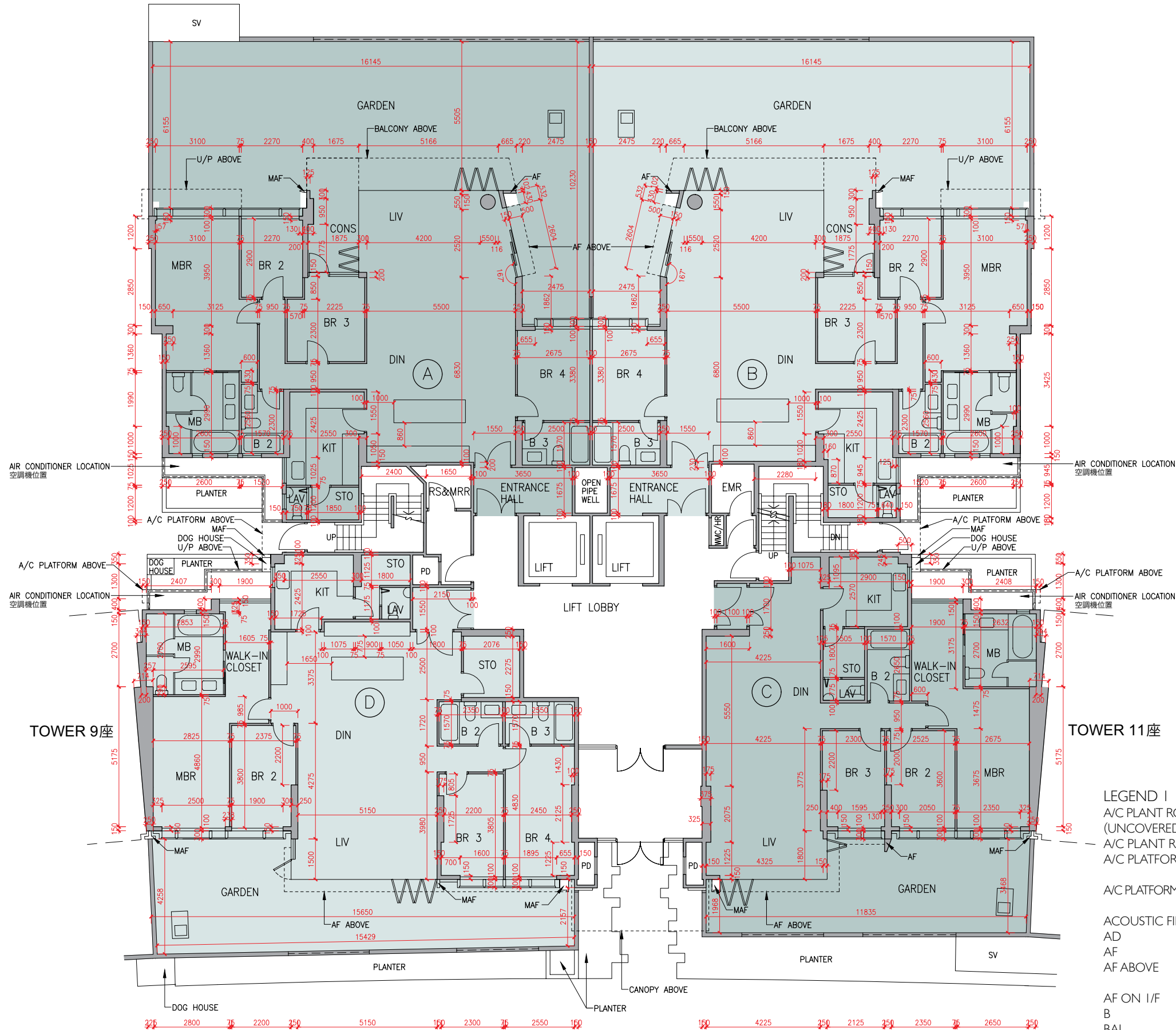
LEGEND 2 圖例 2

JACUZZI	= 按摩池	RS & MRR	= Refuse Storage & Material Recovery Room 垃圾及物料回收室
KIT	= Kitchen 廚房	SKYLIGHT	= 天窗
LAV	= Lavatory 洗手間	SV	= Smoke Vent 排煙口
LIFT	= 升降機	STO	= Store 儲物房
LIFT LOBBY	= 升降機大堂	SWIMMING POOL	= 游泳池
LIFT SHAFT	= 升降機槽	TOP OF BALCONY	= 下層露台上蓋
LIV	= Living Room 客廳	TOP OF CURTAIN WALL	= 幕牆頂部
LIV / DIN	= Living / Dining Room 客/飯廳	TOP OF U/P	= Top of Utility Platform 下層工作平台上蓋
MAF	= Metal Architectural Feature 金屬建築裝飾	UP	= Up 上
MBR	= Master Bedroom 主人睡房	U/P	= Utility Platform 工作平台
MB	= Master Bathroom 主人浴室	U/P ABOVE	= Utility Platform Above 上層工作平台
OPEN PIPE WELL	= 開放式管道井	VOID	= 中空
OWM	= Openable Window For Maintenance 維修窗口	VOID ABOVE	= 上層中空
PANTRY	= 備餐間	WALK-IN CLOSET	= 衣帽間
PLANTER	= 花槽	WMC	= Water Meter Cabinet 水錶箱
PITCHED ROOF	= 斜天台	WMR	= Water Meter Room 水錶房
PD	= Pipe Duct 管道槽		
PLANTER	= 花槽		
ROOF	= 天台		



發展項目的住宅物業的樓面平面圖

Tower 10座 G/F 地下



Description 描述	Flat 單位			
	A	B	C	D
Floor-to-floor height (refers to the height between the top surface of the structural slab of a floor and the top surface of the structural slab of its immediate upper floor) of each residential property (m) 每個住宅物業的層與層之間的高度(指該樓層之石屎地台面與上一層石屎地台面之高度距離)(米)	3.050			
	3.150			
	3.350	3.150		3.150
	3.390	3.200		3.200
	3.450	3.450		3.450
	3.500	3.500		3.500
	3.550	3.550		3.550
	3.700	3.850		3.850
	4.000	3.900		3.900
4.050				
Thickness of the floor slabs (excluding plaster) of each residential property (mm) 每個住宅物業的樓板(不包括灰泥)的厚度(毫米)	150			
	175			
	200	150		150
	225	175		200
		200		200

The internal areas of the residential properties on the upper floors will generally be slightly larger than those on the lower floors because of the reducing thickness of the structural walls on the upper floors.

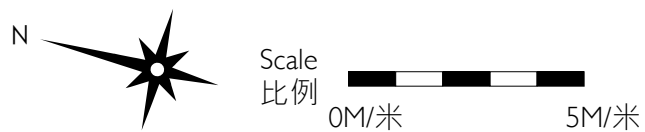
因住宅物業的較高樓層的結構牆的厚度遞減，較高樓層的內部面積，一般比較低樓層的內部面積稍大。

Remarks: 1. The dimensions in the floor plans are all structural dimensions in millimetre.
2. The entrance hall (serving as a private lift lobby), if any, and conservatory, if any, form part of a residential property, are not common part of the Development. Where applicable, the saleable area of the relevant residential properties specified in the section "Area of Residential Properties in the Development" already includes the floor areas of such entrance hall and conservatory. The Authorised Person for the Development has certified that (a) there is no restriction on the usage of such entrance hall and conservatory which will affect owner's enjoyment of the relevant residential property and (b) such entrance hall and conservatory are made for the exclusive use of the owner of the relevant residential property.

備註: 1. 樓面平面圖之尺規所列數字為以毫米標示之建築結構尺寸。
2. 入口大堂(作為私人升降機大堂)(如有)及溫室(如有)屬住宅物業一部分，並非發展項目之公用部分。如適用，在「發展項目中的住宅物業的面積」部分內所列出的有關住宅物業之實用面積包括該入口大堂及溫室之樓面面積。發展項目的認可人士已證明(a)在使用上沒有限制亦不會對相關住宅物業業主享用該住宅物業造成影響及(b)是專供相關住宅物業業主使用而設。

LEGEND | 圖例 1

A/C PLANT ROOM (UNCOVERED)	= Air Conditioner Plant Room (uncovered) 空調機房(沒有上蓋)	CD	= Cable Duct 電線管道槽
A/C PLANT ROOM	= Air Conditioner Plant Room 空調機房	CFR	= Common Flat Roof 公用平台
A/C PLATFORM	= Air Conditioner Platform 空調機平台	CPR	= Common Pitched Roof 公用傾斜屋頂
A/C PLATFORM ABOVE	= Air Conditioner Platform Above 上層空調機平台	CONS	= Conservatory 溫室
ACOUSTIC FIN	= 隔音牆	CURTAIN WALL ABOVE	= 上方之幕牆
AD	= Air Duct 通風管道槽	DN	= Down 下
AF	= Architectural Feature 建築裝飾	DIN	= Dining Room 飯廳
AF ABOVE	= Architectural Feature Above 上層建築裝飾	DOG HOUSE	= Mechanical & Electrical Services Duct Connecting to the Floor Below 連接下層的機電設施管道
AF ON I/F	= 建築裝飾於1樓	DPMR	= Drainage Pipe Maintenance Room 排水管維修房
B	= Bathroom 浴室	ELV	= Extra Low Voltage Duct 低電壓管道
BAL	= Balcony 露台	EMR	= Electricity Meter Room 電錶房
BALCONY ABOVE	= Balcony above 上層露台	ENTRANCE HALL	= 入口大堂
BR	= Bedroom 睡房	FAMILY ROOM	= 家庭廳
BUILDING LINE ABOVE	= 上方之建築邊線	FLAT ROOF	= 平台
CANOPY	= 簷篷	GARDEN	= 花園
CANOPY ABOVE	= 上層簷篷	HR	= Hose Reel 消防喉轆



發展項目的住宅物業的樓面平面圖

Tower 10 座 I/F 1樓

Description 描述	Flat 單位				
	A	B	C	D	E
Floor-to-floor height (refers to the height between the top surface of the structural slab of a floor and the top surface of the structural slab of its immediate upper floor) of each residential property (m) 每個住宅物業的層與層之間的高度(指該樓層之石屎地台面與上一層石屎地台面之高度距離)(米)	3.375		3.375	3.025	3.025
Thickness of the floor slabs (excluding plaster) of each residential property (mm) 每個住宅物業的樓板(不包括灰泥)的厚度(毫米)	150		150	175	175
	175				
	200				
	225				

The internal areas of the residential properties on the upper floors will generally be slightly larger than those on the lower floors because of the reducing thickness of the structural walls on the upper floors.

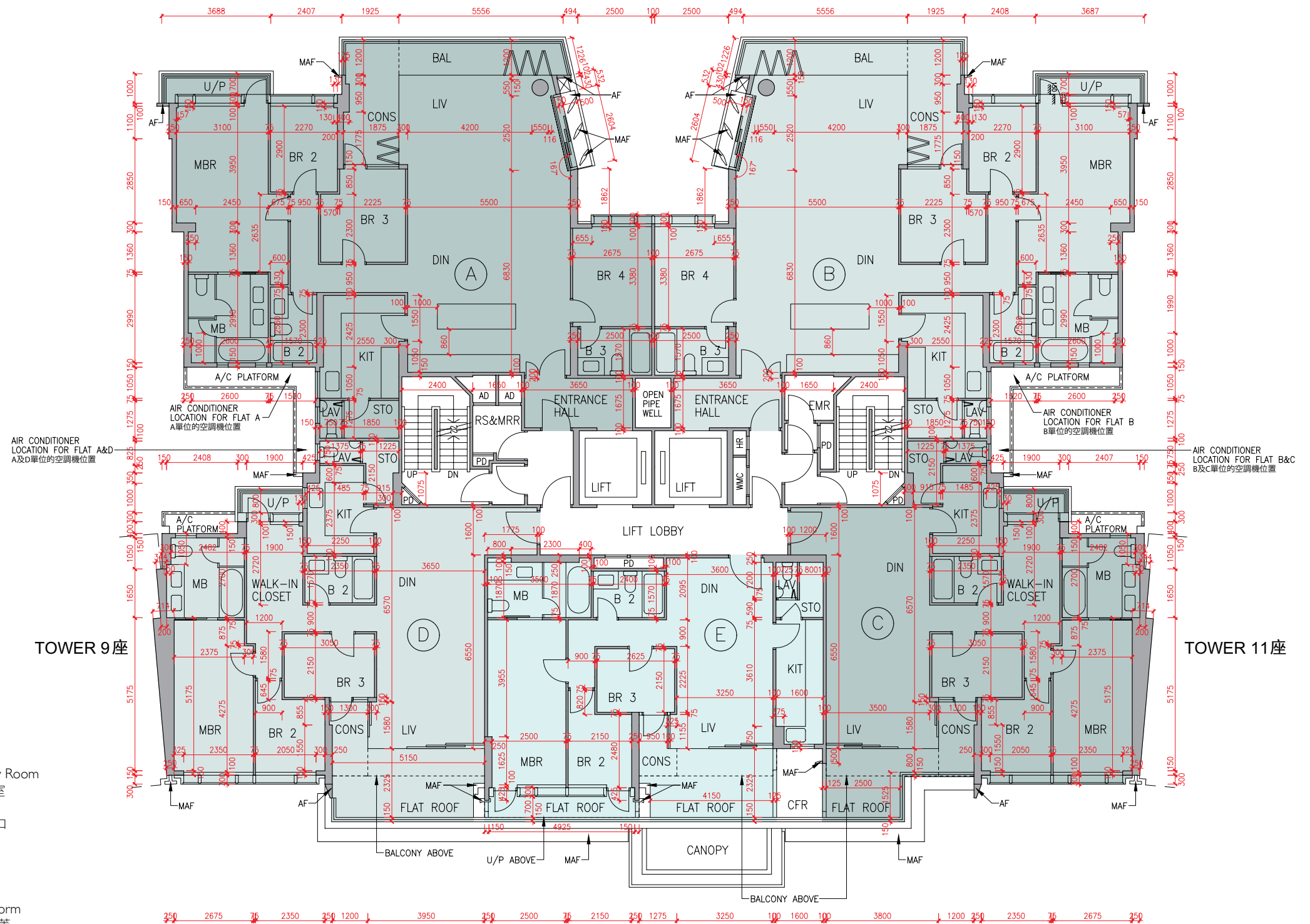
因住宅物業的較高樓層的結構牆的厚度遞減，較高樓層的內部面積，一般比較低樓層的內部面積稍大。

Remarks: 1. The dimensions in the floor plans are all structural dimensions in millimetre.
2. The entrance hall (serving as a private lift lobby), if any, and conservatory form part of a residential property, are not common part of the Development. Where applicable, the saleable area of the relevant residential properties specified in the section "Area of Residential Properties in the Development" already includes the floor areas of such entrance hall and conservatory. The Authorised Person for the Development has certified that (a) there is no restriction on the usage of such entrance hall and conservatory which will affect owner's enjoyment of the relevant residential property and (b) such entrance hall and conservatory are made for the exclusive use of the owner of the relevant residential property.

備註：1. 樓面平面圖之尺規所列數字為以毫米標示之建築結構尺寸。
2. 入口大堂(作為私人升降機大堂)(如有)及溫室屬住宅物業一部分，並非發展項目之公用部分。如適用，在「發展項目中的住宅物業的面積」部分內所列出的有關住宅物業之實用面積包括該入口大堂及溫室之樓面面積。發展項目的認可人士已證明入口大堂及溫室(a)在使用上沒有限制亦不會對相關住宅物業業主享用該住宅物業造成影響及(b)是專供相關住宅物業業主使用而設。

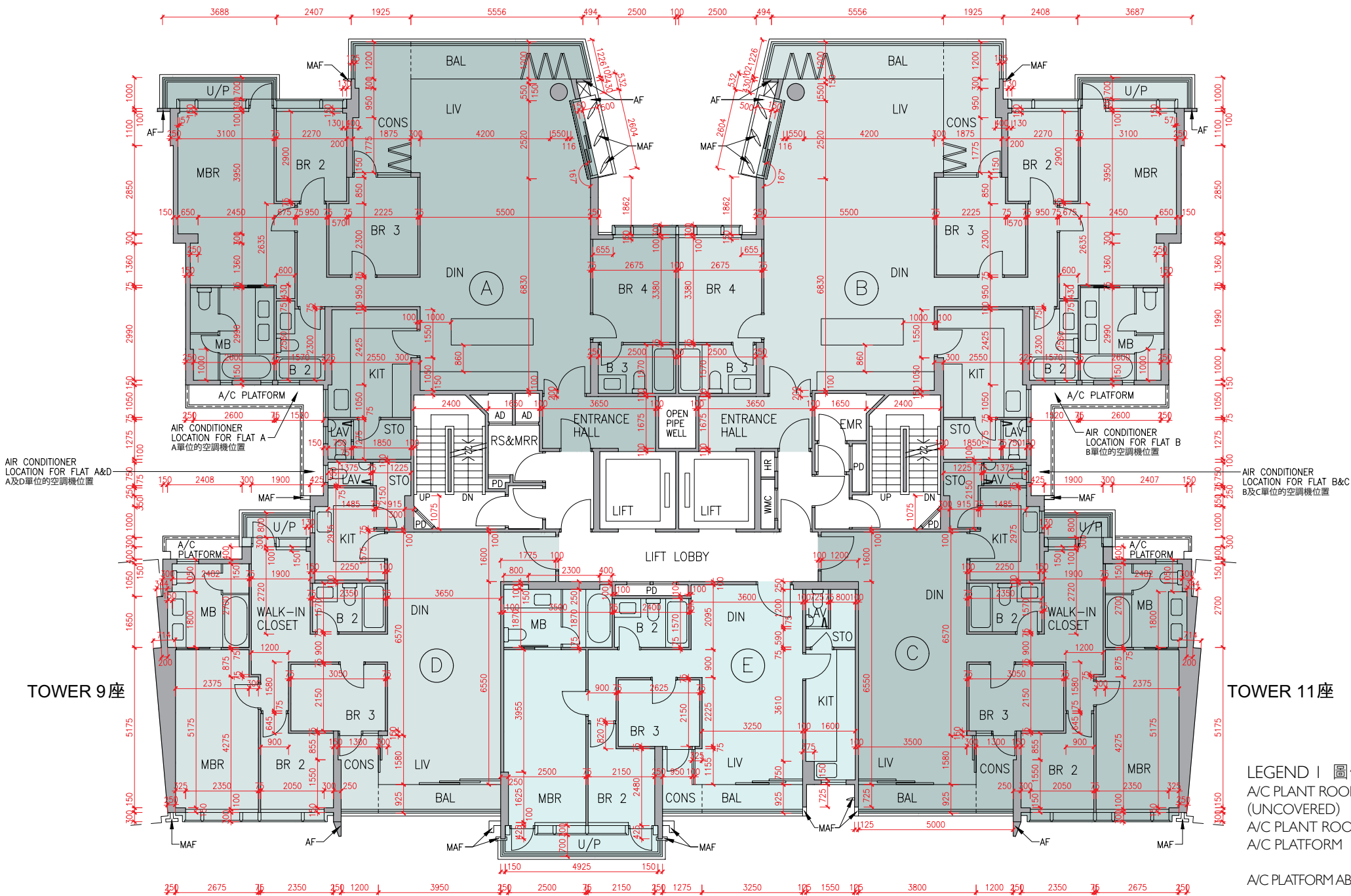
LEGEND 2 圖例 2

JACUZZI = 按摩池	RS & MRR = Refuse Storage & Material Recovery Room 垃圾及物料回收室
KIT = Kitchen 廚房	SKYLIGHT = 天窗
LAV = Lavatory 洗手間	SV = Smoke Vent 排煙口
LIFT = 升降機	STO = Store 儲物房
LIFT LOBBY = 升降機大堂	SWIMMING POOL = 游泳池
LIFT SHAFT = 升降機槽	TOP OF BALCONY = 下層露台上蓋
LIV = Living Room 客廳	TOP OF CURTAIN WALL = 幕牆頂部
LIV / DIN = Living / Dining Room 客/飯廳	TOP OF U/P = Top of Utility Platform 下層工作平台上蓋
MAF = Metal Architectural Feature 金屬建築裝飾	UP = Up 上
MBR = Master Bedroom 主人睡房	U/P = Utility Platform 工作平台
MB = Master Bathroom 主人浴室	U/P ABOVE = Utility Platform Above 上層工作平台
OPEN PIPE WELL = 開放式管道井	VOID = 中空
OWM = Openable Window For Maintenance 維修窗口	VOID ABOVE = 上層中空
PANTRY = 備餐間	WALK-IN CLOSET = 衣帽間
PLANTER = 花槽	WMC = Water Meter Cabinet 水錶箱
PITCHED ROOF = 斜天台	WMR = Water Meter Room 水錶房
PD = Pipe Duct 管道槽	
PLANTER = 花槽	
ROOF = 天台	



發展項目的住宅物業的樓面平面圖

Tower 10 座 2/F - 6/F (4/F is omitted) 2樓-6樓(不設4樓)



Description 描述	Flat 單位				
	A	B	C	D	E
Floor-to-floor height (refers to the height between the top surface of the structural slab of a floor and the top surface of the structural slab of its immediate upper floor) of each residential property (m) 每個住宅物業的層與層之間的高度(指該樓層之石屎地台面與上一層石屎地台面之高度距離)(米)	2/F-5/F 2樓-5樓				
	3.375				
	6/F 6樓				
	3.150	3.150	3.150	3.150	3.150
	3.500	3.500	3.500	3.500	3.500
	3.850	3.550	3.500	3.535	3.550
				3.710	3.850
Thickness of the floor slabs (excluding plaster) of each residential property (mm) 每個住宅物業的樓板(不包括灰泥)的厚度(毫米)	2/F-6/F 2樓-6樓				
	150	150	150	175	200
	175			175	200
	200				
	225				

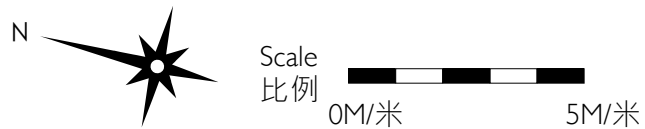
The internal areas of the residential properties on the upper floors will generally be slightly larger than those on the lower floors because of the reducing thickness of the structural walls on the upper floors.
因住宅物業的較高樓層的結構牆的厚度遞減，較高樓層的內部面積，一般比較低樓層的內部面積稍大。

Remarks : 1. The dimensions in the floor plans are all structural dimensions in millimetre.
2. The entrance hall (serving as a private lift lobby), if any, and conservatory form part of a residential property, are not common part of the Development. Where applicable, the saleable area of the relevant residential properties specified in the section "Area of Residential Properties in the Development" already includes the floor areas of such entrance hall and conservatory. The Authorised Person for the Development has certified that (a) there is no restriction on the usage of such entrance hall and conservatory which will affect owner's enjoyment of the relevant residential property and (b) such entrance hall and conservatory are made for the exclusive use of the owner of the relevant residential property.

備註：1. 樓面平面圖之尺規所列數字為以毫米標示之建築結構尺寸。
2. 入口大堂(作為私人升降機大堂)(如有)及溫室屬住宅物業一部分，並非發展項目之公用部分。如適用，在「發展項目中的住宅物業的面積」部分內所列出的有關住宅物業之實用面積包括該入口大堂及溫室之樓面面積。發展項目的認可人士已證明入口大堂及溫室(a)在使用上沒有限制亦不會對相關住宅物業業主享用該住宅物業造成影響及(b)是專供相關住宅物業業主使用而設。

LEGEND I 圖例 1

A/C PLANT ROOM (UNCOVERED)	= Air Conditioner Plant Room (uncovered) 空調機房(沒有上蓋)	CD	= Cable Duct 電線管道槽
A/C PLANT ROOM	= Air Conditioner Plant Room 空調機房	CFR	= Common Flat Roof 公用平台
A/C PLATFORM	= Air Conditioner Platform 空調機平台	CPR	= Common Pitched Roof 公用傾斜屋頂
A/C PLATFORM ABOVE	= Air Conditioner Platform Above 上層空調機平台	CONS	= Conservatory 溫室
ACOUSTIC FIN	= 隔音牆	CURTAIN WALL ABOVE	= 上方之幕牆
AD	= Air Duct 通風管道槽	DN	= Down 下
AF	= Architectural Feature 建築裝飾	DIN	= Dining Room 飯廳
AF ABOVE	= Architectural Feature Above 上層建築裝飾	DOG HOUSE	= Mechanical & Electrical Services Duct Connecting to the Floor Below 連接下層的機電設施管道
AF ON I/F	= 建築裝飾於1樓	DPMR	= Drainage Pipe Maintenance Room 排水管維修房
B	= Bathroom 浴室	ELV	= Extra Low Voltage Duct 低電壓管道
BAL	= Balcony 露台	EMR	= Electricity Meter Room 電錶房
BALCONY ABOVE	= Balcony above 上層露台	ENTRANCE HALL	= 入口大堂
BR	= Bedroom 睡房	FAMILY ROOM	= 家庭廳
BUILDING LINE ABOVE	= 上方之建築邊線	FLAT ROOF	= 平台
CANOPY	= 簷篷	GARDEN	= 花園
CANOPY ABOVE	= 上層簷篷	HR	= Hose Reel 消防喉轆



Floor plans of residential properties in the development

發展項目的住宅物業的樓面平面圖

Tower 10 座 7/F 7樓

Description 描述	Flat 單位			
	A	B	C	D
Floor-to-floor height (refers to the height between the top surface of the structural slab of a floor and the top surface of the structural slab of its immediate upper floor) of each residential property (m) 每個住宅物業的層與層之間的高度 (指該樓層之石屎地台面與上一層石屎地台面之高度距離)(米)		3.500	3.460	
		3.540	3.500	
	7/F 7樓	3.550	3.550	
		3.710	3.800	
		3.850	3.850	
Thickness of the floor slabs (excluding plaster) of each residential property (mm) 每個住宅物業的樓板 (不包括灰泥)的厚度(毫米)		150	150	
		175	175	
	7/F 7樓	200	175	
		225	200	

The internal areas of the residential properties on the upper floors will generally be slightly larger than those on the lower floors because of the reducing thickness of the structural walls on the upper floors.

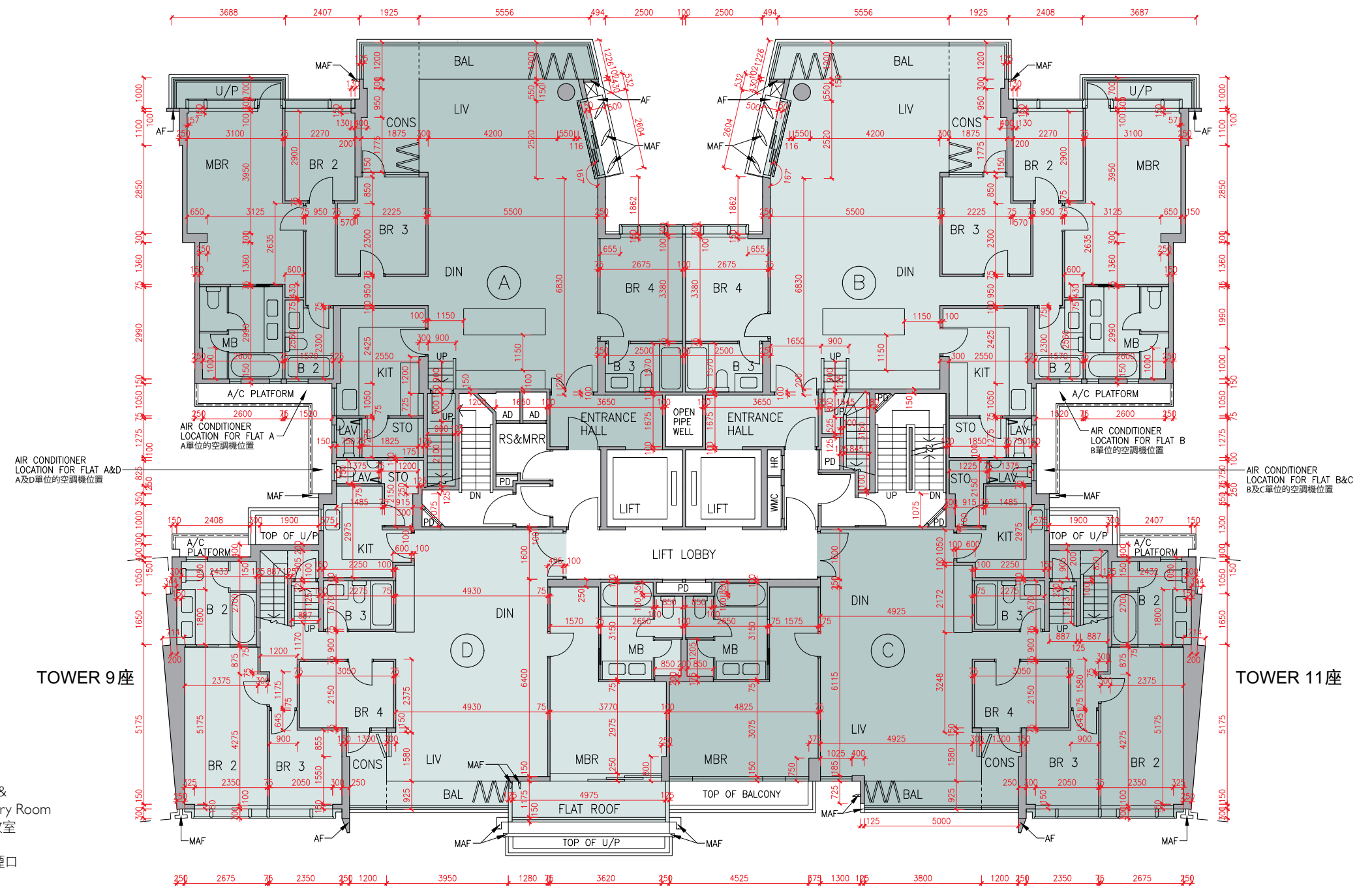
因住宅物業的較高樓層的結構牆的厚度遞減，較高樓層的內部面積，一般比較低樓層的內部面積稍大。

Remarks: 1. The dimensions in the floor plans are all structural dimensions in millimetre.
2. The entrance hall (serving as a private lift lobby), if any, and conservatory form part of a residential property, are not common part of the Development. Where applicable, the saleable area of the relevant residential properties specified in the section "Area of Residential Properties in the Development" already includes the floor areas of such entrance hall and conservatory. The Authorised Person for the Development has certified that (a) there is no restriction on the usage of such entrance hall and conservatory which will affect owner's enjoyment of the relevant residential property and (b) such entrance hall and conservatory are made for the exclusive use of the owner of the relevant residential property.

備註：1. 樓面平面圖之尺規所列數字為以毫米標示之建築結構尺寸。
2. 入口大堂(作為私人升降機大堂)(如有)及溫室屬住宅物業一部分，並非發展項目之公用部分。如適用，在「發展項目中的住宅物業的面積」部分內所列出的有關住宅物業之實用面積包括該入口大堂及溫室之樓面面積。發展項目的認可人士已證明入口大堂及溫室(a)在使用上沒有限制亦不會對相關住宅物業業主享用該住宅物業造成影響及(b)是專供相關住宅物業業主使用而設。

LEGEND 2 圖例 2

JACUZZI	= 按摩池	RS & MRR	= Refuse Storage & Material Recovery Room 垃圾及物料回收室
KIT	= Kitchen 廚房	SKYLIGHT	= 天窗
LAV	= Lavatory 洗手間	SV	= Smoke Vent 排煙口
LIFT	= 升降機	STO	= Store 儲物房
LIFT LOBBY	= 升降機大堂	SWIMMING POOL	= 游泳池
LIFT SHAFT	= 升降機槽	TOP OF BALCONY	= 下層露台上蓋
LIV	= Living Room 客廳	TOP OF CURTAIN WALL	= 幕牆頂部
LIV / DIN	= Living / Dining Room 客/飯廳	TOP OF U/P	= Top of Utility Platform 下層工作平台上蓋
MAF	= Metal Architectural Feature 金屬建築裝飾	UP	= Up 上
MBR	= Master Bedroom 主人睡房	U/P	= Utility Platform 工作平台
MB	= Master Bathroom 主人浴室	U/P ABOVE	= Utility Platform Above 上層工作平台
OPEN PIPE WELL	= 開放式管道井	VOID	= 中空
OWM	= Openable Window For Maintenance 維修窗口	VOID ABOVE	= 上層中空
PANTRY	= 備餐間	WALK-IN CLOSET	= 衣帽間
PLANTER	= 花槽	WMC	= Water Meter Cabinet 水錶箱
PITCHED ROOF	= 斜天台	WMR	= Water Meter Room 水錶房
PD	= Pipe Duct 管道槽		
PLANTER	= 花槽		
ROOF	= 天台		

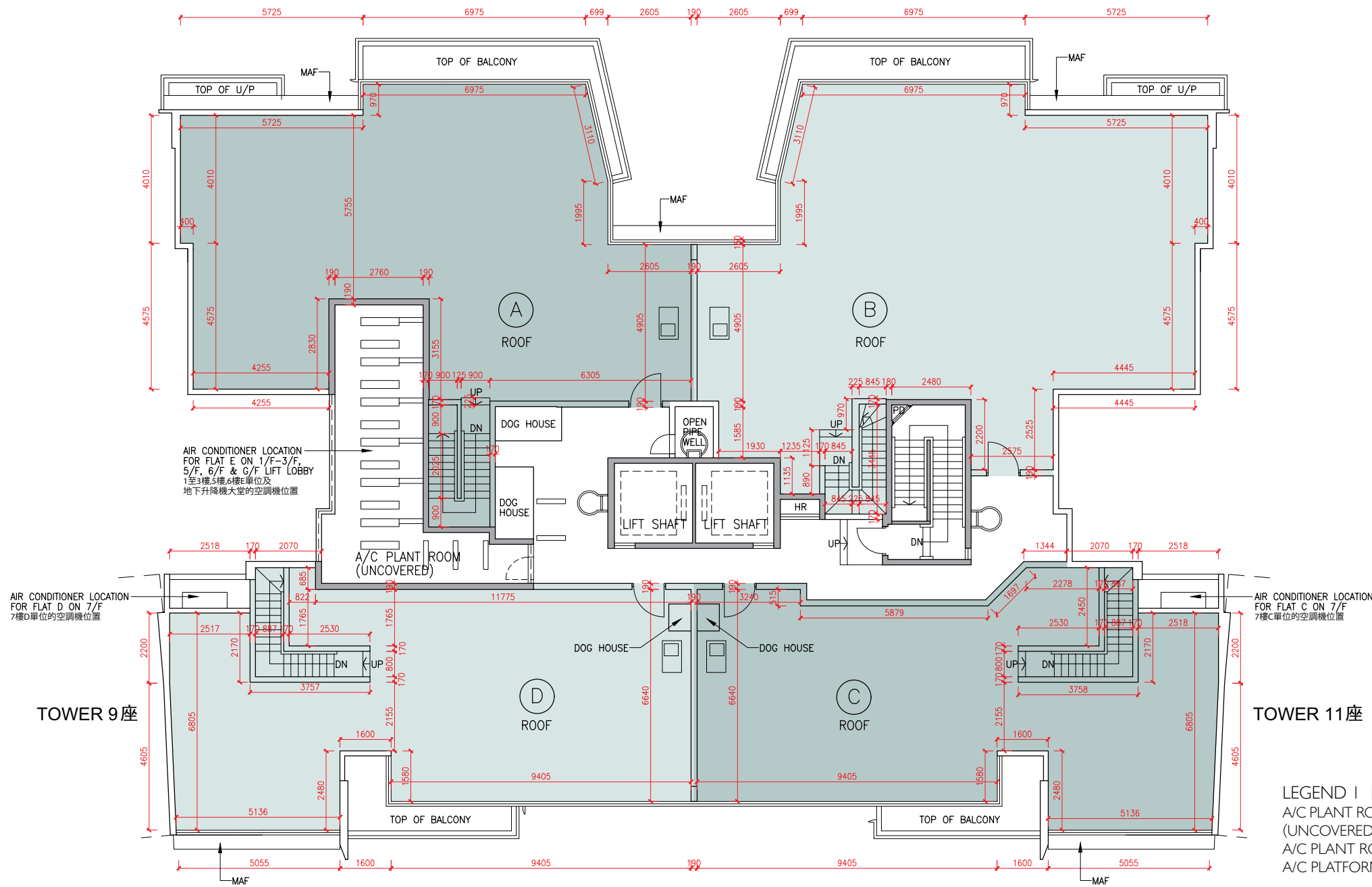


Scale 比例
0M/米 5M/米

Floor plans of residential properties in the development

發展項目的住宅物業的樓面平面圖

Tower 10 座 Roof 天台



The internal areas of the residential properties on the upper floors will generally be slightly larger than those on the lower floors because of the reducing thickness of the structural walls on the upper floors.

因住宅物業的較高樓層的結構牆的厚度遞減，較高樓層的內部面積，一般比較低樓層的內部面積稍大。

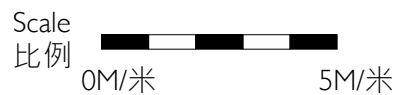
Remark: The dimensions in the floor plans are all structural dimensions in millimetre.
備註：樓面平面圖之尺規所列數字為以毫米標示之建築結構尺寸。

TOWER 9 座

TOWER 11 座

LEGEND | 圖例 1

A/C PLANT ROOM (UNCOVERED)	= Air Conditioner Plant Room (uncovered) 空調機房 (沒有上蓋)	CD	= Cable Duct 電線管道槽
A/C PLANT ROOM	= Air Conditioner Plant Room 空調機房	CFR	= Common Flat Roof 公用平台
A/C PLATFORM	= Air Conditioner Platform 空調機平台	CPR	= Common Pitched Roof 公用傾斜屋頂
A/C PLATFORM ABOVE	= Air Conditioner Platform Above 上層空調機平台	CONS	= Conservatory 溫室
ACOUSTIC FIN	= 隔音牆	CURTAIN WALL ABOVE	= 上方之幕牆
AD	= Air Duct 通風管道槽	DN	= Down 下
AF	= Architectural Feature 建築裝飾	DIN	= Dining Room 飯廳
AF ABOVE	= Architectural Feature Above 上層建築裝飾	DOG HOUSE	= Mechanical & Electrical Services Duct Connecting to the Floor Below 連接下層的機電設施管道
AF ON I/F	= 建築裝飾於1樓	DPMR	= Drainage Pipe Maintenance Room 排水管維修房
B	= Bathroom 浴室	ELV	= Extra Low Voltage Duct 低電壓管道
BAL	= Balcony 露台	EMR	= Electricity Meter Room 電錶房
BALCONY ABOVE	= Balcony above 上層露台	ENTRANCE HALL	= 入口大堂
BR	= Bedroom 睡房	FAMILY ROOM	= 家庭廳
BUILDING LINE ABOVE	= 上方之建築邊線	FLAT ROOF	= 平台
CANOPY	= 簷篷	GARDEN	= 花園
CANOPY ABOVE	= 上層簷篷	HR	= Hose Reel 消防喉轆



發展項目的住宅物業的樓面平面圖

Tower 11 座 G/F 地下

Description 描述	Flat 單位			
	A	B	C	D
Floor-to-floor height (refers to the height between the top surface of the structural slab of a floor and the top surface of the structural slab of its immediate upper floor) of each residential property (m) 每個住宅物業的層與層之間的高度 (指該樓層之石屎地台面與上一層石屎地台面之高度距離)(米)	3.050			
	3.150	3.150	3.150	3.150
	3.350	3.200	3.200	3.200
	3.390	3.450	3.450	3.450
	3.450	3.500	3.500	3.500
	3.500	3.550	3.550	3.550
	3.550	3.850	3.850	3.850
	3.700	3.900	3.900	3.900
Thickness of the floor slabs (excluding plaster) of each residential property (mm) 每個住宅物業的樓板 (不包括灰泥)的厚度(毫米)	150	150	150	150
	175	175	175	175
	200	200	200	200
	200	200	200	200
	225	200	200	200

The internal areas of the residential properties on the upper floors will generally be slightly larger than those on the lower floors because of the reducing thickness of the structural walls on the upper floors.

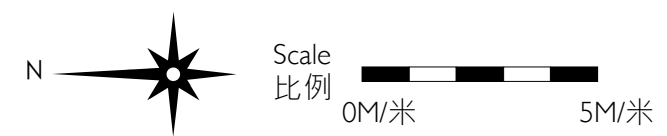
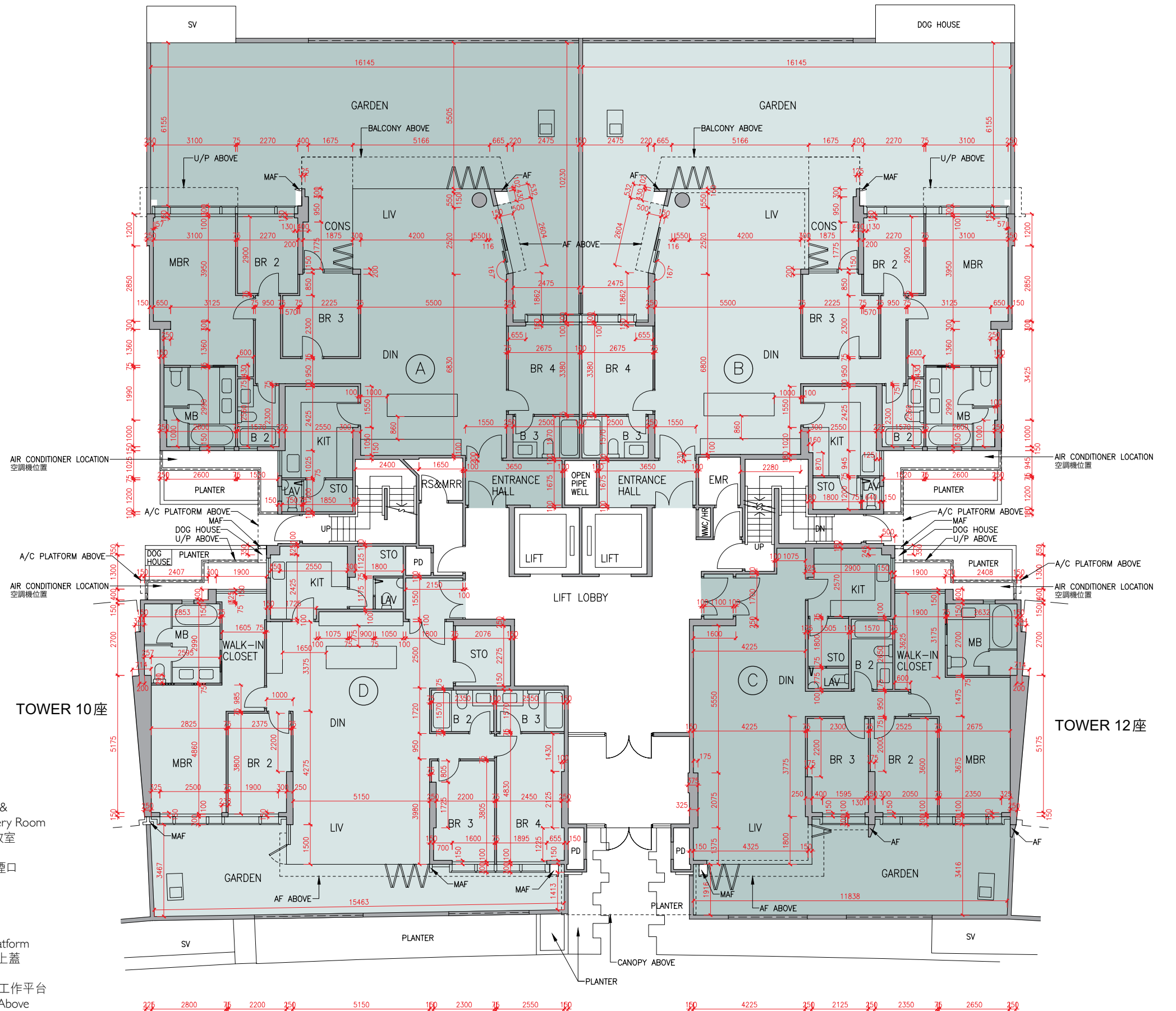
因住宅物業的較高樓層的結構牆的厚度遞減，較高樓層的內部面積，一般比較低樓層的內部面積稍大。

- Remarks: 1. The dimensions in the floor plans are all structural dimensions in millimetre.
2. The entrance hall (serving as a private lift lobby), if any, and conservatory, if any, form part of a residential property, are not common part of the Development. Where applicable, the saleable area of the relevant residential properties specified in the section "Area of Residential Properties in the Development" already includes the floor areas of such entrance hall and conservatory. The Authorised Person for the Development has certified that (a) there is no restriction on the usage of such entrance hall and conservatory which will affect owner's enjoyment of the relevant residential property and (b) such entrance hall and conservatory are made for the exclusive use of the owner of the relevant residential property.

- 備註：1. 樓面平面圖之尺規所列數字為以毫米標示之建築結構尺寸。
2. 入口大堂(作為私人升降機大堂)(如有)及溫室(如有)屬住宅物業一部分，並非發展項目之公用部分。如適用，在「發展項目中的住宅物業的面積」部分內所列出的有關住宅物業之實用面積包括該入口大堂及溫室之樓面面積。發展項目的認可人士已證明入口大堂及溫室(a)在使用上沒有限制亦不會對相關住宅物業業主享用該住宅物業造成影響及(b)是專供相關住宅物業業主使用而設。

LEGEND 2 圖例 2

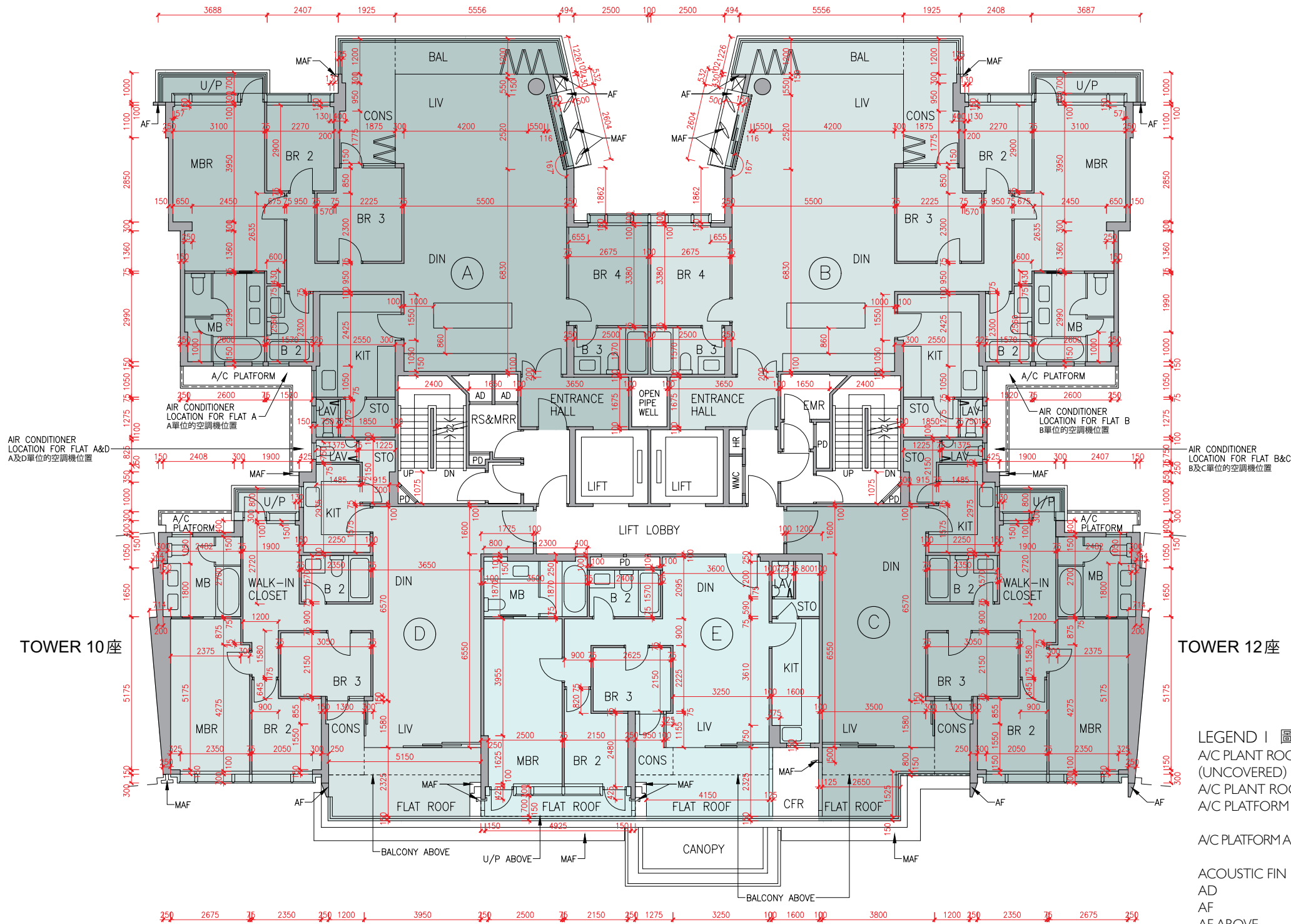
JACUZZI = 按摩池	RS & MRR = Refuse Storage & Material Recovery Room 垃圾及物料回收室
KIT = Kitchen 廚房	SKYLIGHT = 天窗
LAV = Lavatory 洗手間	SV = Smoke Vent 排煙口
LIFT = 升降機	STO = Store 儲物房
LIFT LOBBY = 升降機大堂	SWIMMING POOL = 游泳池
LIFT SHAFT = 升降機槽	TOP OF BALCONY = 下層露台上蓋
LIV = Living Room 客廳	TOP OF CURTAIN WALL = 幕牆頂部
LIV / DIN = Living / Dining Room 客/飯廳	TOP OF U/P = Top of Utility Platform 下層工作平台上蓋
MAF = Metal Architectural Feature 金屬建築裝飾	UP = Up 上
MBR = Master Bedroom 主人睡房	U/P = Utility Platform 工作平台
MB = Master Bathroom 主人浴室	U/P ABOVE = Utility Platform Above 上層工作平台
OPEN PIPE WELL = 開放式管道井	VOID = 中空
OWM = Openable Window For Maintenance 維修窗口	VOID ABOVE = 上層中空
PANTRY = 備餐間	WALK-IN CLOSET = 衣帽間
PLANTER = 花槽	WMC = Water Meter Cabinet 水錶箱
PITCHED ROOF = 斜天台	WMR = Water Meter Room 水錶房
PD = Pipe Duct 管道槽	
PLANTER = 花槽	
ROOF = 天台	



Floor plans of residential properties in the development

發展項目的住宅物業的樓面平面圖

Tower 11 座 1/F 1樓



Description 描述	Flat 單位				
	A	B	C	D	E
Floor-to-floor height (refers to the height between the top surface of the structural slab of a floor and the top surface of the structural slab of its immediate upper floor) of each residential property (m) 每個住宅物業的層與層之間的高度(指該樓層之石屎地台面與上一層石屎地台面之高度距離)(米)	I/F 1樓				
Thickness of the floor slabs (excluding plaster) of each residential property (mm) 每個住宅物業的樓板(不包括灰泥)的厚度(毫米)	3.375	3.375	3.025	3.025	3.025
	3.425	3.365	3.365	3.365	3.365
	3.465	3.375	3.375	3.425	3.425
	3.725	3.425	3.425	3.465	3.465
	3.725	3.725	3.725	3.465	3.725

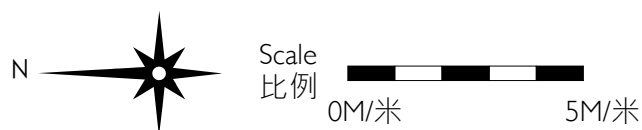
The internal areas of the residential properties on the upper floors will generally be slightly larger than those on the lower floors because of the reducing thickness of the structural walls on the upper floors.
因住宅物業的較高樓層的結構牆的厚度遞減，較高樓層的內部面積，一般比較低樓層的內部面積稍大。

Remarks: 1. The dimensions in the floor plans are all structural dimensions in millimetre.
2. The entrance hall (serving as a private lift lobby), if any, and conservatory form part of a residential property, are not common part of the Development. Where applicable, the saleable area of the relevant residential properties specified in the section "Area of Residential Properties in the Development" already includes the floor areas of such entrance hall and conservatory. The Authorised Person for the Development has certified that (a) there is no restriction on the usage of such entrance hall and conservatory which will affect owner's enjoyment of the relevant residential property and (b) such entrance hall and conservatory are made for the exclusive use of the owner of the relevant residential property.

備註: 1. 樓面平面圖之尺規所列數字為以毫米標示之建築結構尺寸。
2. 入口大堂(作為私人升降機大堂)(如有)及溫室屬住宅物業一部分，並非發展項目之公用部分。如適用，在「發展項目中的住宅物業的面積」部分內所列出的有關住宅物業之實用面積包括該入口大堂及溫室之樓面面積。發展項目的認可人士已證明入口大堂及溫室(a)在使用上沒有限制亦不會對相關住宅物業業主享用該住宅物業造成影響及(b)是專供相關住宅物業業主使用而設。

LEGEND I 圖例 1

A/C PLANT ROOM (UNCOVERED) = Air Conditioner Plant Room (uncovered) 空調機房(沒有上蓋)	CD = Cable Duct 電線管道槽
A/C PLANT ROOM = Air Conditioner Plant Room 空調機房	CFR = Common Flat Roof 公用平台
A/C PLATFORM = Air Conditioner Platform 空調機平台	CPR = Common Pitched Roof 公用傾斜屋頂
A/C PLATFORM ABOVE = Air Conditioner Platform Above 上層空調機平台	CONS = Conservatory 溫室
ACOUSTIC FIN = 隔音牆	CURTAIN WALL ABOVE = 上方之幕牆
AD = Air Duct 通風管道槽	DN = Down 下
AF = Architectural Feature 建築裝飾	DIN = Dining Room 飯廳
AF ABOVE = Architectural Feature Above 上層建築裝飾	DOG HOUSE = Mechanical & Electrical Services Duct Connecting to the Floor Below 連接下層的機電設施管道
AF ON I/F = 建築裝飾於1樓	DPMR = Drainage Pipe Maintenance Room 排水管維修房
B = Bathroom 浴室	ELV = Extra Low Voltage Duct 低電壓管道
BAL = Balcony 露台	EMR = Electricity Meter Room 電錶房
BALCONY ABOVE = Balcony above 上層露台	ENTRANCE HALL = 入口大堂
BR = Bedroom 睡房	FAMILY ROOM = 家庭廳
BUILDING LINE ABOVE = 上方之建築邊線	FLAT ROOF = 平台
CANOPY = 簷篷	GARDEN = 花園
CANOPY ABOVE = 上層簷篷	HR = Hose Reel 消防喉轆



Floor plans of residential properties in the development

發展項目的住宅物業的樓面平面圖

Tower 11 座 2/F - 6/F (4/F is omitted) 2樓-6樓(不設4樓)

Description 描述	Flat 單位				
	A	B	C	D	E
Floor-to-floor height (refers to the height between the top surface of the structural slab of a floor and the top surface of the structural slab of its immediate upper floor) of each residential property (m) 每個住宅物業的層與層之間的高度(指該樓層之石屎地台面與上一層石屎地台面之高度距離)(米)	3.375				
Thickness of the floor slabs (excluding plaster) of each residential property (mm) 每個住宅物業的樓板(不包括灰泥)的厚度(毫米)	2/F-5/F 2樓-5樓				3.150
	6/F 6樓	3.150	3.150	3.150	3.475
		3.500	3.500	3.500	3.500
		3.850	3.550	3.500	3.535
					3.550
				3.710	
				3.850	

The internal areas of the residential properties on the upper floors will generally be slightly larger than those on the lower floors because of the reducing thickness of the structural walls on the upper floors.

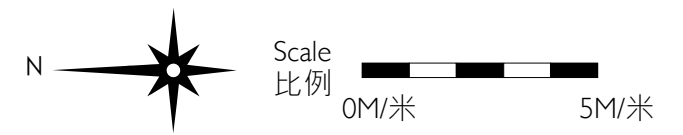
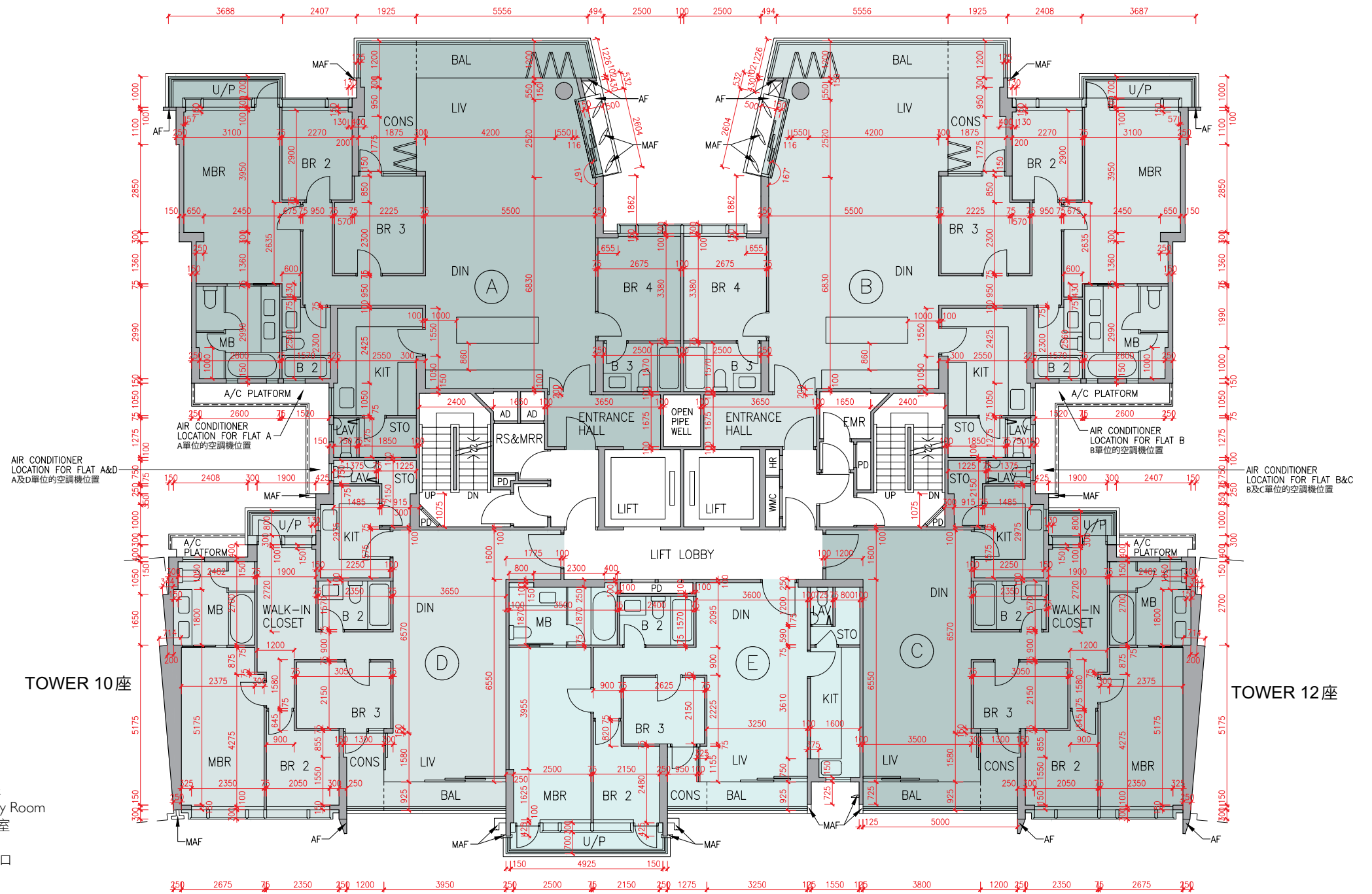
因住宅物業的較高樓層的結構牆的厚度遞減，較高樓層的內部面積，一般比較低樓層的內部面積稍大。

- Remarks: 1. The dimensions in the floor plans are all structural dimensions in millimetre.
2. The entrance hall (serving as a private lift lobby), if any, and conservatory form part of a residential property, are not common part of the Development. Where applicable, the saleable area of the relevant residential properties specified in the section "Area of Residential Properties in the Development" already includes the floor areas of such entrance hall and conservatory. The Authorised Person for the Development has certified that (a) there is no restriction on the usage of such entrance hall and conservatory which will affect owner's enjoyment of the relevant residential property and (b) such entrance hall and conservatory are made for the exclusive use of the owner of the relevant residential property.

- 備註：1. 樓面平面圖之尺規所列數字為以毫米標示之建築結構尺寸。
2. 入口大堂(作為私人升降機大堂)(如有)及溫室屬住宅物業一部分，並非發展項目之公用部分。如適用，在「發展項目中的住宅物業的面積」部分內所列出的有關住宅物業之實用面積包括該入口大堂及溫室之樓面面積。發展項目的認可人士已證明入口大堂及溫室(a)在使用上沒有限制亦不會對相關住宅物業業主享用該住宅物業造成影響及(b)是專供相關住宅物業業主使用而設。

LEGEND 2 圖例 2

JACUZZI = 按摩池	RS & MRR = Refuse Storage & Material Recovery Room 垃圾及物料回收室
KIT = Kitchen 廚房	SKYLIGHT = 天窗
LAV = Lavatory 洗手間	SV = Smoke Vent 排煙口
LIFT = 升降機	STO = Store 儲物房
LIFT LOBBY = 升降機大堂	SWIMMING POOL = 游泳池
LIFT SHAFT = 升降機槽	TOP OF BALCONY = 下層露台上蓋
LIV = Living Room 客廳	TOP OF CURTAIN WALL = 幕牆頂部
LIV / DIN = Living / Dining Room 客/飯廳	TOP OF U/P = Top of Utility Platform 下層工作平台上蓋
MAF = Metal Architectural Feature 金屬建築裝飾	UP = Up 上
MBR = Master Bedroom 主人睡房	U/P = Utility Platform 工作平台
MB = Master Bathroom 主人浴室	U/P ABOVE = Utility Platform Above 上層工作平台
OPEN PIPE WELL = 開放式管道井	VOID = 中空
OWM = Openable Window For Maintenance 維修窗口	VOID ABOVE = 上層中空
PANTRY = 備餐間	WALK-IN CLOSET = 衣帽間
PLANTER = 花槽	WMC = Water Meter Cabinet 水錶箱
PITCHED ROOF = 斜天台	WMR = Water Meter Room 水錶房
PD = Pipe Duct 管道槽	
PLANTER = 花槽	
ROOF = 天台	



Floor plans of residential properties in the development

發展項目的住宅物業的樓面平面圖

Tower 11 座 7/F 7樓

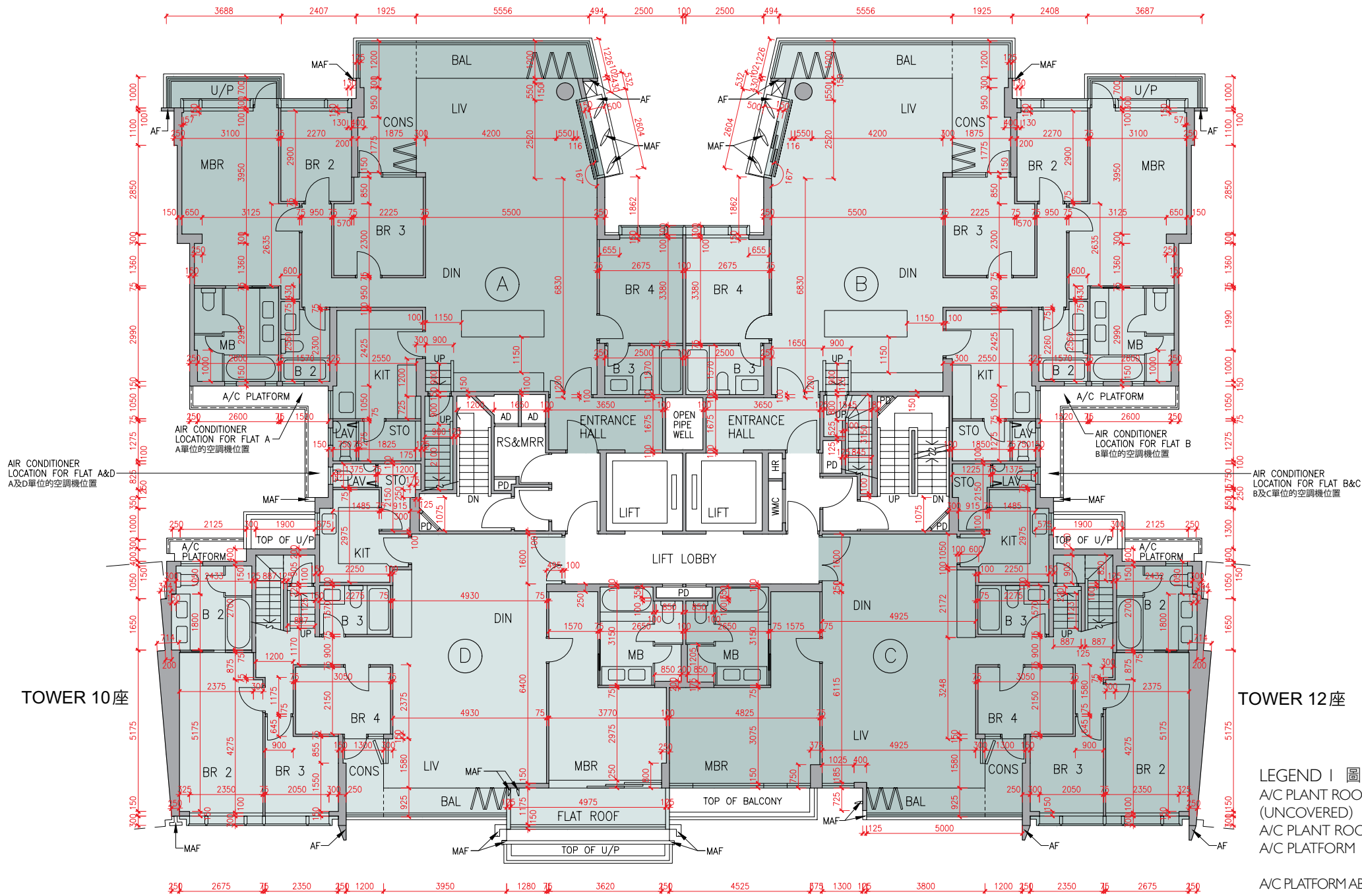
Description 描述	Flat 單位			
	A	B	C	D
Floor-to-floor height (refers to the height between the top surface of the structural slab of a floor and the top surface of the structural slab of its immediate upper floor) of each residential property (m) 每個住宅物業的層與層之間的高度(指該樓層之石屎地台面與上一層石屎地台面之高度距離)(米)	7/F	3.500	3.460	3.500
	7樓	3.540	3.500	3.550
		3.550	3.550	3.800
		3.710	3.800	3.850
		3.850	3.850	3.950
Thickness of the floor slabs (excluding plaster) of each residential property (mm) 每個住宅物業的樓板(不包括灰泥)的厚度(毫米)	7/F	150	150	150
	7樓	175	175	175
		200	200	200
		200	200	200
		225	225	200

The internal areas of the residential properties on the upper floors will generally be slightly larger than those on the lower floors because of the reducing thickness of the structural walls on the upper floors.

因住宅物業的較高樓層的結構牆的厚度遞減，較高樓層的內部面積，一般比較低樓層的內部面積稍大。

Remarks: 1. The dimensions in the floor plans are all structural dimensions in millimetre.
2. The entrance hall (serving as a private lift lobby), if any, and conservatory form part of a residential property, are not common part of the Development. Where applicable, the saleable area of the relevant residential properties specified in the section "Area of Residential Properties in the Development" already includes the floor areas of such entrance hall and conservatory. The Authorised Person for the Development has certified that (a) there is no restriction on the usage of such entrance hall and conservatory which will affect owner's enjoyment of the relevant residential property and (b) such entrance hall and conservatory are made for the exclusive use of the owner of the relevant residential property.

備註: 1. 樓面平面圖之尺規所列數字為以毫米標示之建築結構尺寸。
2. 入口大堂(作為私人升降機大堂)(如有)及溫室屬住宅物業一部分，並非發展項目之公用部分。如適用，在「發展項目中的住宅物業的面積」部分內所列出的有關住宅物業之實用面積包括該入口大堂及溫室之樓面面積。發展項目的認可人士已證明入口大堂及溫室(a)在使用上沒有限制亦不會對相關住宅物業業主享用該住宅物業造成影響及(b)是專供相關住宅物業業主使用而設。



TOWER 10 座

TOWER 12 座

LEGEND I 圖例 1

- A/C PLANT ROOM (UNCOVERED) = Air Conditioner Plant Room (uncovered) 空調機房(沒有上蓋)
- A/C PLANT ROOM = Air Conditioner Plant Room 空調機房
- A/C PLATFORM = Air Conditioner Platform 空調機平台
- A/C PLATFORM ABOVE = Air Conditioner Platform Above 上層空調機平台
- ACOUSTIC FIN = 隔音牆
- AD = Air Duct 通風管道槽
- AF = Architectural Feature 建築裝飾
- AF ABOVE = Architectural Feature Above 上層建築裝飾
- AF ON I/F = 建築裝飾於1樓
- B = Bathroom 浴室
- BAL = Balcony 露台
- BALCONY ABOVE = Balcony above 上層露台
- BR = Bedroom 睡房
- BUILDING LINE ABOVE = 上方之建築邊線
- CANOPY = 簷篷
- CANOPY ABOVE = 上層簷篷
- CD = Cable Duct 電線管道槽
- CFR = Common Flat Roof 公用平台
- CPR = Common Pitched Roof 公用傾斜屋頂
- CONS = Conservatory 溫室
- CURTAIN WALL ABOVE = 上方之幕牆
- DN = Down 下
- DIN = Dining Room 飯廳
- DOG HOUSE = Mechanical & Electrical Services Duct Connecting to the Floor Below 連接下層的機電設施管道
- DPMR = Drainage Pipe Maintenance Room 排水管維修房
- ELV = Extra Low Voltage Duct 低電壓管道
- EMR = Electricity Meter Room 電錶房
- ENTRANCE HALL = 入口大堂
- FAMILY ROOM = 家庭廳
- FLAT ROOF = 平台
- GARDEN = 花園
- HR = Hose Reel 消防喉轆



Floor plans of residential properties in the development

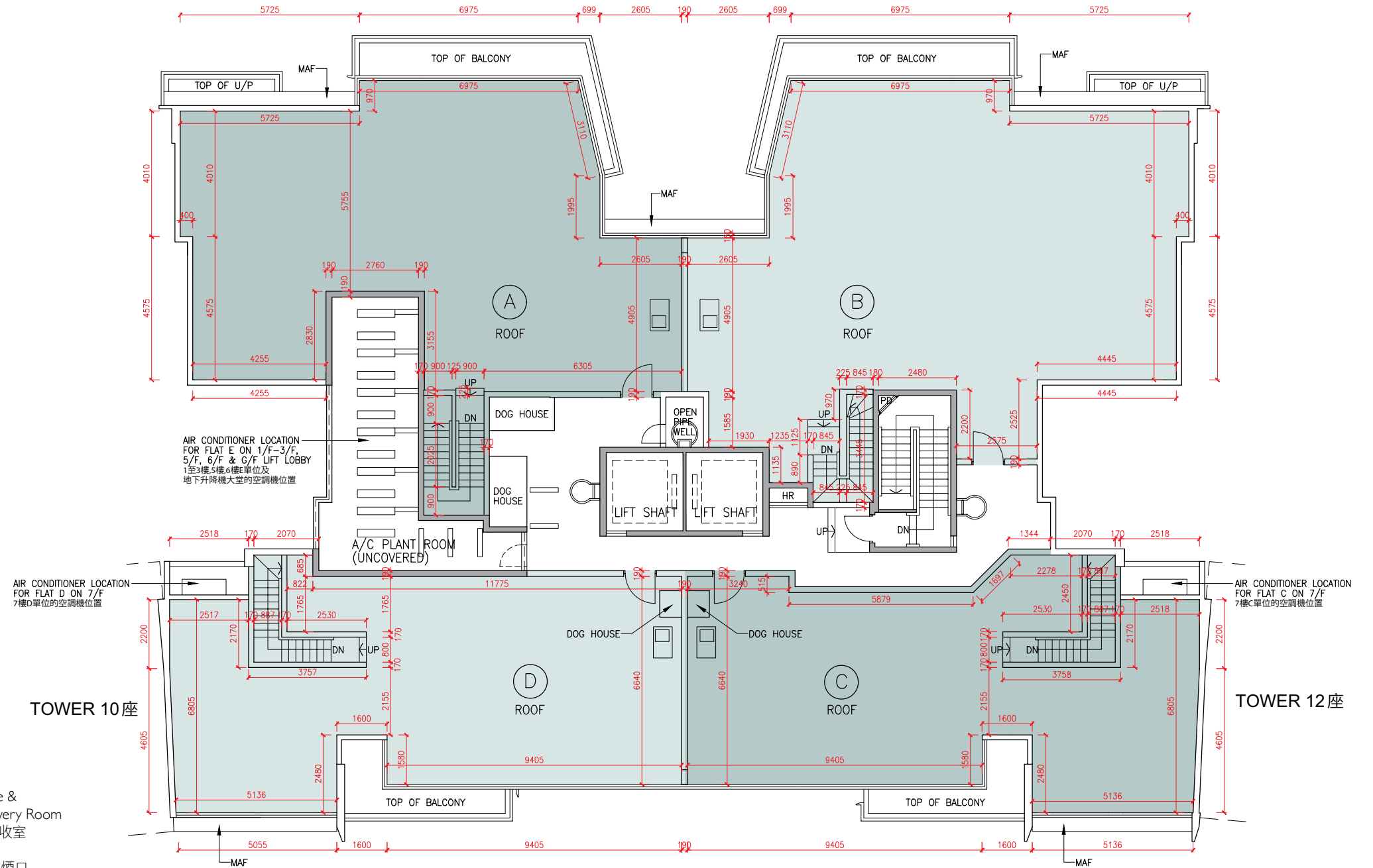
發展項目的住宅物業的樓面平面圖

Tower 11 座 Roof 天台

The internal areas of the residential properties on the upper floors will generally be slightly larger than those on the lower floors because of the reducing thickness of the structural walls on the upper floors.

因住宅物業的較高樓層的結構牆的厚度遞減，較高樓層的內部面積，一般比較低樓層的內部面積稍大。

Remark: The dimensions in the floor plans are all structural dimensions in millimetre.
備註：樓面平面圖之尺規所列數字為以毫米標示之建築結構尺寸。



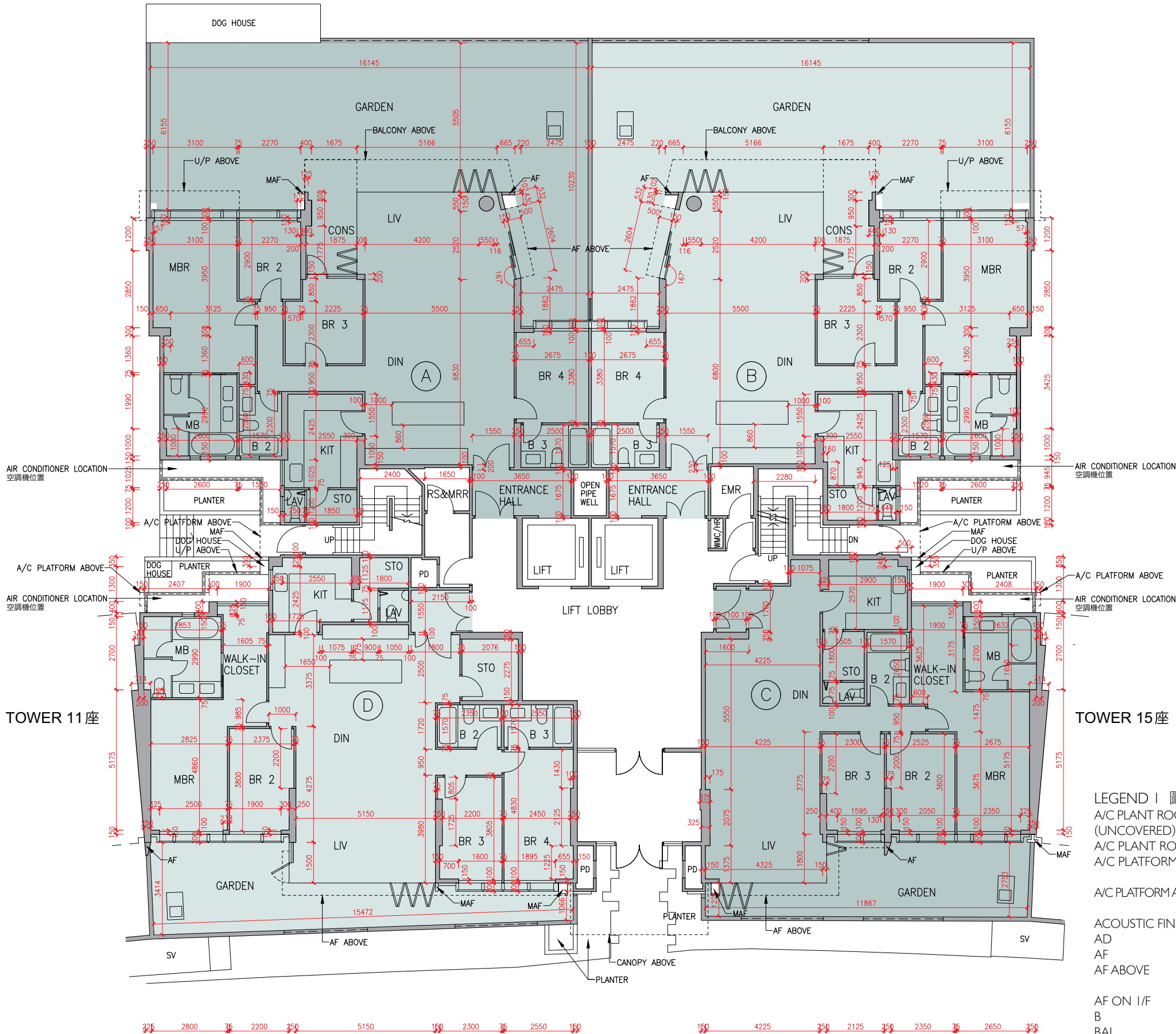
LEGEND 2 圖例 2

JACUZZI	= 按摩池	RS & MRR	= Refuse Storage & Material Recovery Room 垃圾及物料回收室
KIT	= Kitchen 廚房	SKYLIGHT	= 天窗
LAV	= Lavatory 洗手間	SV	= Smoke Vent 排煙口
LIFT	= 升降機	STO	= Store 儲物房
LIFT LOBBY	= 升降機大堂	SWIMMING POOL	= 游泳池
LIFT SHAFT	= 升降機槽	TOP OF BALCONY	= 下層露台上蓋
LIV	= Living Room 客廳	TOP OF CURTAIN WALL	= 幕牆頂部
LIV / DIN	= Living / Dining Room 客/飯廳	TOP OF U/P	= Top of Utility Platform 下層工作平台上蓋
MAF	= Metal Architectural Feature 金屬建築裝飾	UP	= Up 上
MBR	= Master Bedroom 主人睡房	U/P	= Utility Platform 工作平台
MB	= Master Bathroom 主人浴室	U/P ABOVE	= Utility Platform Above 上層工作平台
OPEN PIPE WELL	= 開放式管道井	VOID	= 中空
OWM	= Openable Window For Maintenance 維修窗口	VOID ABOVE	= 上層中空
PANTRY	= 備餐間	WALK-IN CLOSET	= 衣帽間
PLANTER	= 花槽	WMC	= Water Meter Cabinet 水錶箱
PITCHED ROOF	= 斜天台	WMR	= Water Meter Room 水錶房
PD	= Pipe Duct 管道槽		
PLANTER	= 花槽		
ROOF	= 天台		



發展項目的住宅物業的樓面平面圖

Tower 12 座 G/F 地下



Description 描述	Flat 單位			
	A	B	C	D
Floor-to-floor height (refers to the height between the top surface of the structural slab of a floor and the top surface of the structural slab of its immediate upper floor) of each residential property (m) 每個住宅物業的層與層之間的高度(指該樓層之石屎地台面與上一層石屎地台面之高度距離)(米)	3.050			
	3.150			3.150
	3.350		3.150	3.200
	3.390		3.200	3.300
	3.450		3.450	3.450
	3.500		3.500	3.500
	3.550		3.550	3.550
	3.700		3.850	3.850
	4.000		3.900	3.900
4.050				
Thickness of the floor slabs (excluding plaster) of each residential property (mm) 每個住宅物業的樓板(不包括灰泥)的厚度(毫米)	150			
	175		150	150
	200		175	200
	200		200	200
	225			

The internal areas of the residential properties on the upper floors will generally be slightly larger than those on the lower floors because of the reducing thickness of the structural walls on the upper floors.

因住宅物業的較高樓層的結構牆的厚度遞減，較高樓層的內部面積，一般比較低樓層的內部面積稍大。

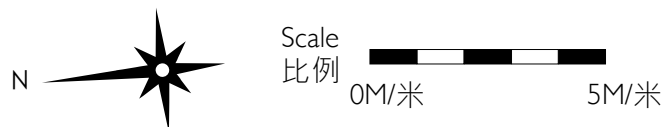
- Remarks : 1. The dimensions in the floor plans are all structural dimensions in millimetre.
2. The entrance hall (serving as a private lift lobby), if any, and conservatory, if any, form part of a residential property, are not common part of the Development. Where applicable, the saleable area of the relevant residential properties specified in the section "Area of Residential Properties in the Development" already includes the floor areas of such entrance hall and conservatory. The Authorised Person for the Development has certified that (a) there is no restriction on the usage of such entrance hall and conservatory which will affect owner's enjoyment of the relevant residential property and (b) such entrance hall and conservatory are made for the exclusive use of the owner of the relevant residential property.

- 備註：1. 樓面平面圖之尺規所列數字為以毫米標示之建築結構尺寸。
2. 入口大堂(作為私人升降機大堂)(如有)及溫室(如有)屬住宅物業一部分，並非發展項目之公用部分。如適用，在「發展項目中的住宅物業的面積」部分內所列出的有關住宅物業之實用面積包括該入口大堂及溫室之樓面面積。發展項目的認可人士已證明入口大堂及溫室(a)在使用上沒有限制亦不會對相關住宅物業業主享用該住宅物業造成影響及(b)是專供相關住宅物業業主使用而設。

LEGEND I 圖例 1

A/C PLANT ROOM (UNCOVERED) = Air Conditioner Plant Room (uncovered) 空調機房(沒有上蓋)	CD = Cable Duct 電線管道槽
A/C PLANT ROOM = Air Conditioner Plant Room 空調機房	CFR = Common Flat Roof 公用平台
A/C PLATFORM = Air Conditioner Platform 空調機平台	CPR = Common Pitched Roof 公用傾斜屋頂
A/C PLATFORM ABOVE = Air Conditioner Platform Above 上層空調機平台	CONS = Conservatory 溫室
ACOUSTIC FIN = 隔音牆	CURTAIN WALL ABOVE = 上方之幕牆
AD = Air Duct 通風管道槽	DN = Down 下
AF = Architectural Feature 建築裝飾	DIN = Dining Room 飯廳
AF ABOVE = Architectural Feature Above 上層建築裝飾	DOG HOUSE = Mechanical & Electrical Services Duct Connecting to the Floor Below 連接下層的機電設施管道
AF ON I/F = 建築裝飾於1樓	DPMR = Drainage Pipe Maintenance Room 排水管維修房
B = Bathroom 浴室	ELV = Extra Low Voltage Duct 低電壓管道
BAL = Balcony 露台	EMR = Electricity Meter Room 電錶房
BALCONY ABOVE = Balcony above 上層露台	ENTRANCE HALL = 入口大堂
BR = Bedroom 睡房	FAMILY ROOM = 家庭廳
BUILDING LINE ABOVE = 上方之建築邊線	FLAT ROOF = 平台
CANOPY = 簷篷	GARDEN = 花園
CANOPY ABOVE = 上層簷篷	HR = Hose Reel 消防喉轆

Layout on the latest approved building plans, for "as-is" layout of Flat B, G/F, Tower 12, please refer to separate floor plan under this section.
最新經批准的建築圖則的布局，現時第12座地下B單位之布局另載於本章節。



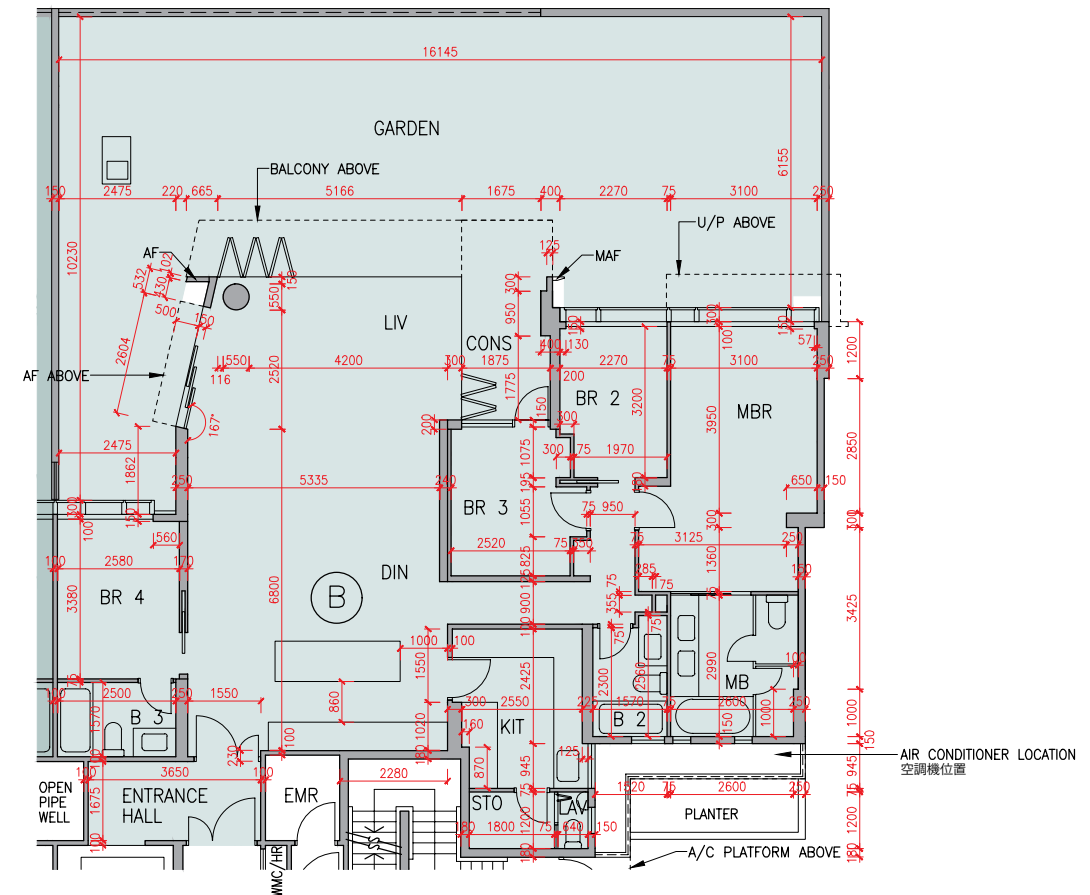
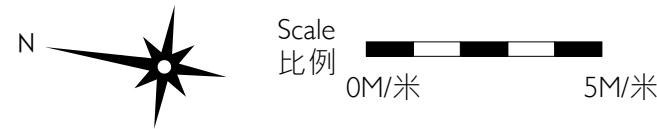
"As-is" layout with exempted works carried out under the Building Ordinance
獲建築物條例豁免的工程進行後的現時布局

List of exempted works under the Building Ordinance (Cap.123) carried out at Flat B after the completion of works as shown in the latest approved building plans:

- Partition wall layout between master bedroom and bedroom 2 changed.
- Partition wall layout between bedroom 2 and bedroom 3 changed.
- Door of master bedroom relocated.
- Door of bedroom 2 changed to sliding door.
- Door of bedroom 3 relocated.
- Door of bedroom 4 changed to sliding door and thickness of relevant wall increased.
- Thickness of wall at living and dining room increased.
- Partition wall layout between master bedroom and corridor changed.

在最新經批准的建築圖則所顯示的工程完成後，按建築物條例（第123章），於B單位作為豁免工程進行的工程如下：

- 更改主人睡房及睡房2之間的分牆布局。
- 更改睡房2及睡房3之間的分牆布局。
- 主人睡房房門位置移位。
- 更改睡房2房門為趟門。
- 睡房3房門位置移位。
- 更改睡房4房門為趟門及增加有關牆身厚度。
- 增加客廳及飯廳的牆身厚度。
- 更改主人睡房及走廊之間的分牆布局。



The internal areas of the residential properties on the upper floors will generally be slightly larger than those on the lower floors because of the reducing thickness of the structural walls on the upper floors.

因住宅物業的較高樓層的結構牆的厚度遞減，較高樓層的內部面積，一般比較低樓層的內部面積稍大。

Remarks: 1. The dimensions in the floor plans are all structural dimensions in millimetre.

2. The entrance hall (serving as a private lift lobby) and conservatory form part of a residential property, are not common part of the Development. The saleable area of the relevant residential properties specified in the section "Area of Residential Properties in the Development" already includes the floor areas of such entrance hall and conservatory. The Authorised Person for the Development has certified that (a) there is no restriction on the usage of such entrance hall and conservatory which will affect owner's enjoyment of the relevant residential property and (b) such entrance hall and conservatory are made for the exclusive use of the owner of the relevant residential property.

備註：1. 樓面平面圖之尺規所列數字為以毫米標示之建築結構尺寸。

2. 入口大堂(作為私人升降機大堂)及溫室屬住宅物業一部分，並非發展項目之公用部分。在「發展項目中的住宅物業的面積」部分內所列出的有關住宅物業之實用面積包括該入口大堂及溫室之樓面面積。發展項目的認可人士已證明入口大堂及溫室(a)在使用上沒有限制亦不會對相關住宅物業業主享用該住宅物業造成影響及(b)是專供相關住宅物業業主使用而設。

This page left blank intentionally
本頁故意留白

發展項目的住宅物業的樓面平面圖

Tower 12 座 1/F 1樓

Description 描述	Flat 單位				
	A	B	C	D	E
Floor-to-floor height (refers to the height between the top surface of the structural slab of a floor and the top surface of the structural slab of its immediate upper floor) of each residential property (m) 每個住宅物業的層與層之間的高度(指該樓層之石屎地台面與上一層石屎地台面之高度距離)(米)	3.375		3.375	3.025	3.025
Thickness of the floor slabs (excluding plaster) of each residential property (mm) 每個住宅物業的樓板(不包括灰泥)的厚度(毫米)	150		150	175	175
	175		175	200	200
	200		200	225	225
	225		225		

The internal areas of the residential properties on the upper floors will generally be slightly larger than those on the lower floors because of the reducing thickness of the structural walls on the upper floors.

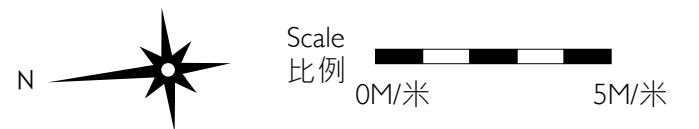
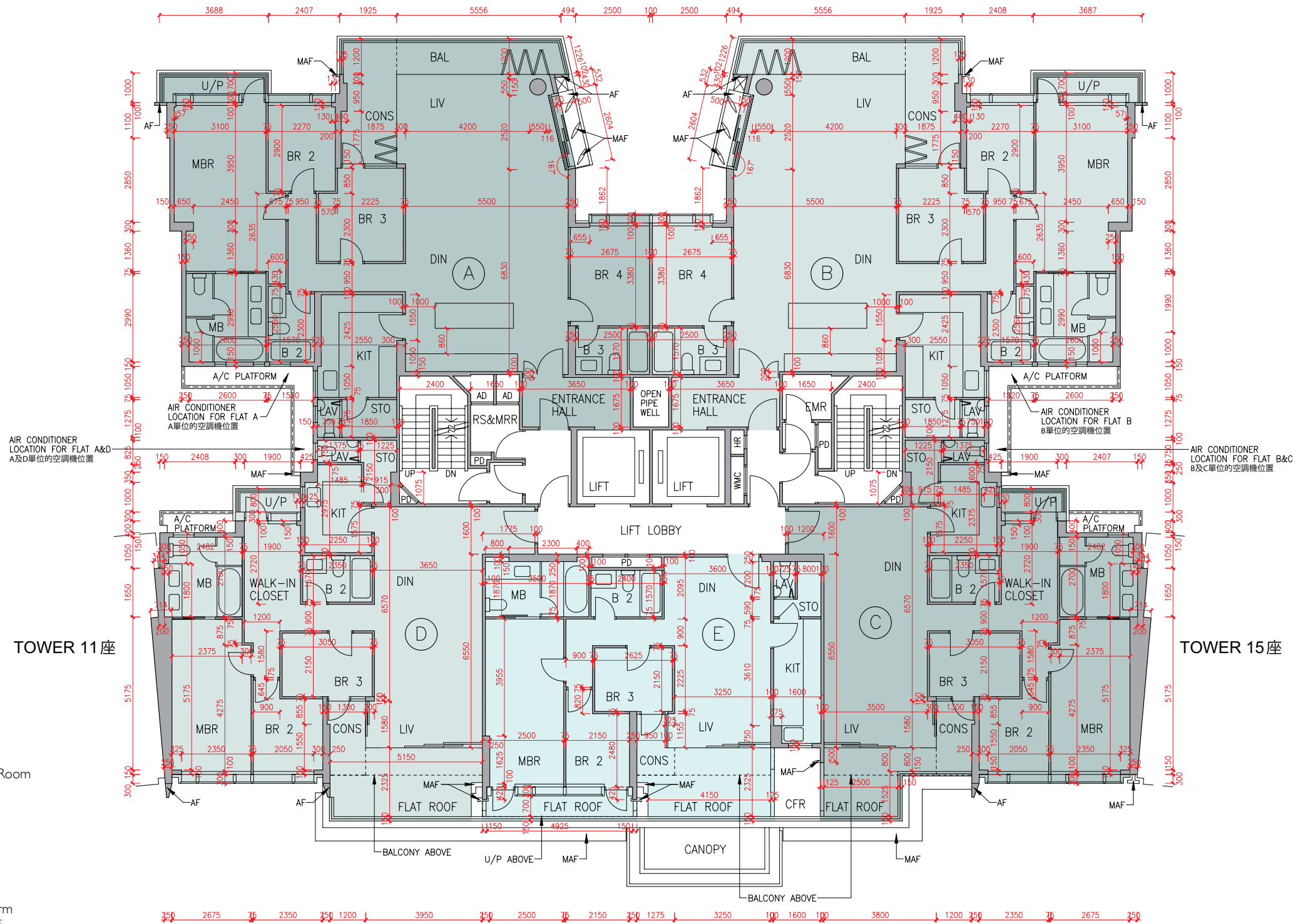
因住宅物業的較高樓層的結構牆的厚度遞減，較高樓層的內部面積，一般比較低樓層的內部面積稍大。

- Remarks: 1. The dimensions in the floor plans are all structural dimensions in millimetre.
2. The entrance hall (serving as a private lift lobby), if any, and conservatory form part of a residential property, are not common part of the Development. Where applicable, the saleable area of the relevant residential properties specified in the section "Area of Residential Properties in the Development" already includes the floor areas of such entrance hall and conservatory. The Authorised Person for the Development has certified that (a) there is no restriction on the usage of such entrance hall and conservatory which will affect owner's enjoyment of the relevant residential property and (b) such entrance hall and conservatory are made for the exclusive use of the owner of the relevant residential property.

- 備註：1. 樓面平面圖之尺規所列數字為以毫米標示之建築結構尺寸。
2. 入口大堂(作為私人升降機大堂)(如有)及溫室屬住宅物業一部分，並非發展項目之公用部分。如適用，在「發展項目中的住宅物業的面積」部分內所列出的有關住宅物業之實用面積包括該入口大堂及溫室之樓面面積。發展項目的認可人士已證明入口大堂及溫室(a)在使用上沒有限制亦不會對相關住宅物業業主享用該住宅物業造成影響及(b)是專供相關住宅物業業主使用而設。

LEGEND 2 圖例 2

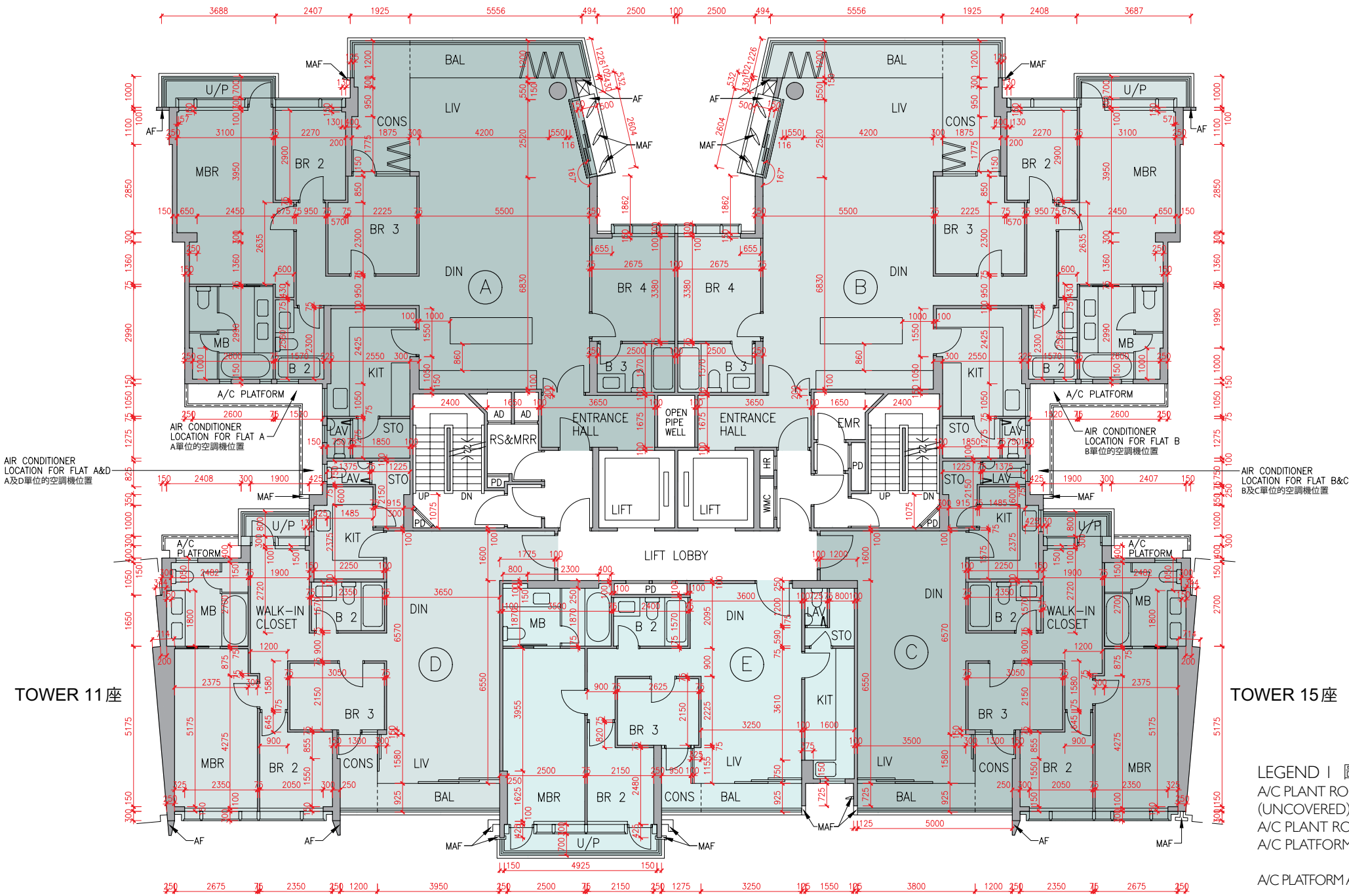
JACUZZI = 按摩池	RS & MRR = Refuse Storage & Material Recovery Room 垃圾及物料回收室
KIT = Kitchen 廚房	SKYLIGHT = 天窗
LAV = Lavatory 洗手間	SV = Smoke Vent 排煙口
LIFT = 升降機	STO = Store 儲物房
LIFT LOBBY = 升降機大堂	SWIMMING POOL = 游泳池
LIFT SHAFT = 升降機槽	TOP OF BALCONY = 下層露台上蓋
LIV = Living Room 客廳	TOP OF CURTAIN WALL = 幕牆頂部
LIV / DIN = Living / Dining Room 客/飯廳	TOP OF U/P = Top of Utility Platform 下層工作平台上蓋
MAF = Metal Architectural Feature 金屬建築裝飾	UP = Up 上
MBR = Master Bedroom 主人睡房	U/P = Utility Platform 工作平台
MB = Master Bathroom 主人浴室	U/P ABOVE = Utility Platform Above 上層工作平台
OPEN PIPE WELL = 開放式管道井	VOID = 中空
OWM = Openable Window For Maintenance 維修窗口	VOID ABOVE = 上層中空
PANTRY = 備餐間	WALK-IN CLOSET = 衣帽間
PLANTER = 花槽	WMC = Water Meter Cabinet 水錶箱
PITCHED ROOF = 斜天台	WMR = Water Meter Room 水錶房
PD = Pipe Duct 管道槽	
PLANTER = 花槽	
ROOF = 天台	



Floor plans of residential properties in the development

發展項目的住宅物業的樓面平面圖

Tower 12 座 2/F - 6/F (4/F is omitted) 2樓-6樓(不設4樓)



Layout on the latest approved building plans, for "as-is" layout of Flat A, 5/F, Tower 12, please refer to separate floor plan under this section.
最新經批准的建築圖則的布局，現時第12座5樓A單位之布局另載於本章節。

Description 描述	Flat 單位				
	A	B	C	D	E
Floor-to-floor height (refers to the height between the top surface of the structural slab of a floor and the top surface of the structural slab of its immediate upper floor) of each residential property (m) 每個住宅物業的層與層之間的高度(指該樓層之石屎地台面與上一層石屎地台面之高度距離)(米)	2/F-5/F 2樓-5樓	3.375			
	6/F 6樓	3.150 3.500 3.850	3.150 3.500 3.550	3.150 3.500	3.150 3.475 3.500 3.535 3.550 3.710 3.850
Thickness of the floor slabs (excluding plaster) of each residential property (mm) 每個住宅物業的樓板(不包括灰泥)的厚度(毫米)	2/F-6/F 2樓-6樓	150 175 200 225	150 175	150	150 175 200

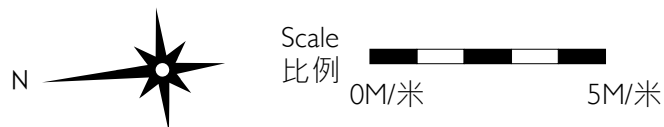
The internal areas of the residential properties on the upper floors will generally be slightly larger than those on the lower floors because of the reducing thickness of the structural walls on the upper floors.
因住宅物業的較高樓層的結構牆的厚度遞減，較高樓層的內部面積，一般比較低樓層的內部面積稍大。

Remarks: 1. The dimensions in the floor plans are all structural dimensions in millimetre.
2. The entrance hall (serving as a private lift lobby), if any, and conservatory form part of a residential property, are not common part of the Development. Where applicable, the saleable area of the relevant residential properties specified in the section "Area of Residential Properties in the Development" already includes the floor areas of such entrance hall and conservatory. The Authorised Person for the Development has certified that (a) there is no restriction on the usage of such entrance hall and conservatory which will affect owner's enjoyment of the relevant residential property and (b) such entrance hall and conservatory are made for the exclusive use of the owner of the relevant residential property.

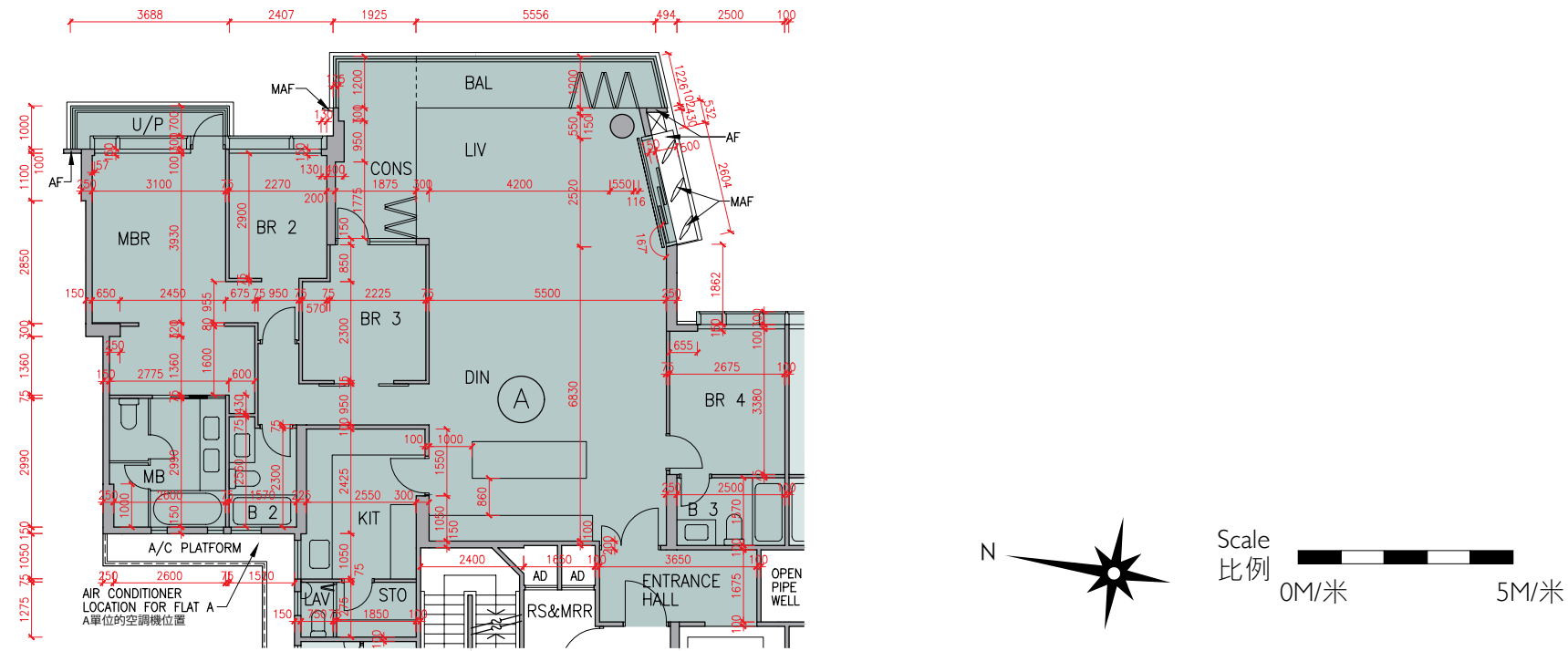
備註: 1. 樓面平面圖之尺規所列數字為以毫米標示之建築結構尺寸。
2. 入口大堂(作為私人升降機大堂)(如有)及溫室屬住宅物業一部分，並非發展項目之公用部分。如適用，在「發展項目中的住宅物業的面積」部分內所列出的有關住宅物業之實用面積包括該入口大堂及溫室之樓面面積。發展項目的認可人士已證明入口大堂及溫室(a)在使用上沒有限制亦不會對相關住宅物業業主享用該住宅物業造成影響及(b)是專供相關住宅物業業主使用而設。

LEGEND I 圖例 1

A/C PLANT ROOM (UNCOVERED) = Air Conditioner Plant Room (uncovered) 空調機房(沒有上蓋)	CD = Cable Duct 電線管道槽
A/C PLANT ROOM = Air Conditioner Plant Room 空調機房	CFR = Common Flat Roof 公用平台
A/C PLATFORM = Air Conditioner Platform 空調機平台	CPR = Common Pitched Roof 公用傾斜屋頂
A/C PLATFORM ABOVE = Air Conditioner Platform Above 上層空調機平台	CONS = Conservatory 溫室
ACOUSTIC FIN = 隔音牆	CURTAIN WALL ABOVE = 上方之幕牆
AD = Air Duct 通風管道槽	DN = Down 下
AF = Architectural Feature 建築裝飾	DIN = Dining Room 飯廳
AF ABOVE = Architectural Feature Above 上層建築裝飾	DOG HOUSE = Mechanical & Electrical Services Duct Connecting to the Floor Below 連接下層的機電設施管道
AF ON I/F = 建築裝飾於1樓	DPMR = Drainage Pipe Maintenance Room 排水管維修房
B = Bathroom 浴室	ELV = Extra Low Voltage Duct 低電壓管道
BAL = Balcony 露台	EMR = Electricity Meter Room 電錶房
BALCONY ABOVE = Balcony above 上層露台	ENTRANCE HALL = 入口大堂
BR = Bedroom 睡房	FAMILY ROOM = 家庭廳
BUILDING LINE ABOVE = 上方之建築邊線	FLAT ROOF = 平台
CANOPY = 簷篷	GARDEN = 花園
CANOPY ABOVE = 上層簷篷	HR = Hose Reel 消防喉轆



Tower 12 座 5/F 5樓



"As-is" layout with exempted works carried out under the Building Ordinance

獲建築物條例豁免的工程進行後的現時布局

List of exempted works under the Building Ordinance (Cap.123) carried out at Flat A after the completion of works as shown in the latest approved building plans:

- (a) Door of bedroom 2 removed.
- (b) Door of master bedroom removed.
- (c) Door added at corridor leading to bedrooms.
- (d) Door of bedroom 3 changed to sliding door.
- (e) Partition wall added at master bedroom.

在最新經批准的建築圖則所顯示的工程完成後，按建築物條例（第123章），於A單位作為豁免工程進行的工程如下：

- (a) 刪除睡房2房門。
- (b) 刪除主人睡房房門。
- (c) 增添門於通往睡房之走廊。
- (d) 更改睡房3房門為趟門。
- (e) 於主人睡房增添間牆。

The internal areas of the residential properties on the upper floors will generally be slightly larger than those on the lower floors because of the reducing thickness of the structural walls on the upper floors.

因住宅物業的較高樓層的結構牆的厚度遞減，較高樓層的內部面積，一般比較低樓層的內部面積稍大。

Remarks: 1. The dimensions in the floor plans are all structural dimensions in millimetre.

2. The entrance hall (serving as a private lift lobby) and conservatory form part of a residential property, are not common part of the Development. The saleable area of the relevant residential properties specified in the section "Area of Residential Properties in the Development" already includes the floor areas of such entrance hall and conservatory. The Authorised Person for the Development has certified that (a) there is no restriction on the usage of such entrance hall and conservatory which will affect owner's enjoyment of the relevant residential property and (b) such entrance hall and conservatory are made for the exclusive use of the owner of the relevant residential property.

備註：1. 樓面平面圖之尺規所列數字為以毫米標示之建築結構尺寸。

2. 入口大堂(作為私人升降機大堂)及溫室屬住宅物業一部分，並非發展項目之公用部分。在「發展項目中的住宅物業的面積」部分內所列出的有關住宅物業之實用面積包括該入口大堂及溫室之樓面面積。發展項目的認可人士已證明入口大堂及溫室(a)在使用上沒有限制亦不會對相關住宅物業業主享用該住宅物業造成影響及(b)是專供相關住宅物業業主使用而設。

This page left blank intentionally
本頁故意留白

Floor plans of residential properties in the development

發展項目的住宅物業的樓面平面圖

Tower 12 座 7/F 7樓

Description 描述	Flat 單位			
	A	B	C	D
Floor-to-floor height (refers to the height between the top surface of the structural slab of a floor and the top surface of the structural slab of its immediate upper floor) of each residential property (m) 每個住宅物業的層與層之間的高度 (指該樓層之石屎地台面與上一層石屎地台面之高度距離)(米)				
		3.500	3.460	
		3.540	3.500	
	7/F 7樓	3.550	3.550	
		3.710	3.800	
	3.850	3.850		
	3.950	3.950		
Thickness of the floor slabs (excluding plaster) of each residential property (mm) 每個住宅物業的樓板 (不包括灰泥)的厚度(毫米)				
	7/F 7樓	150	150	
		175	175	
		200	200	

The internal areas of the residential properties on the upper floors will generally be slightly larger than those on the lower floors because of the reducing thickness of the structural walls on the upper floors.

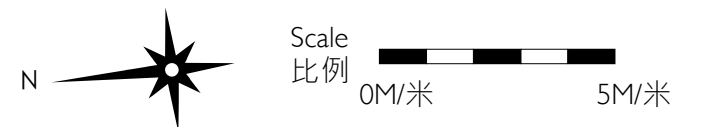
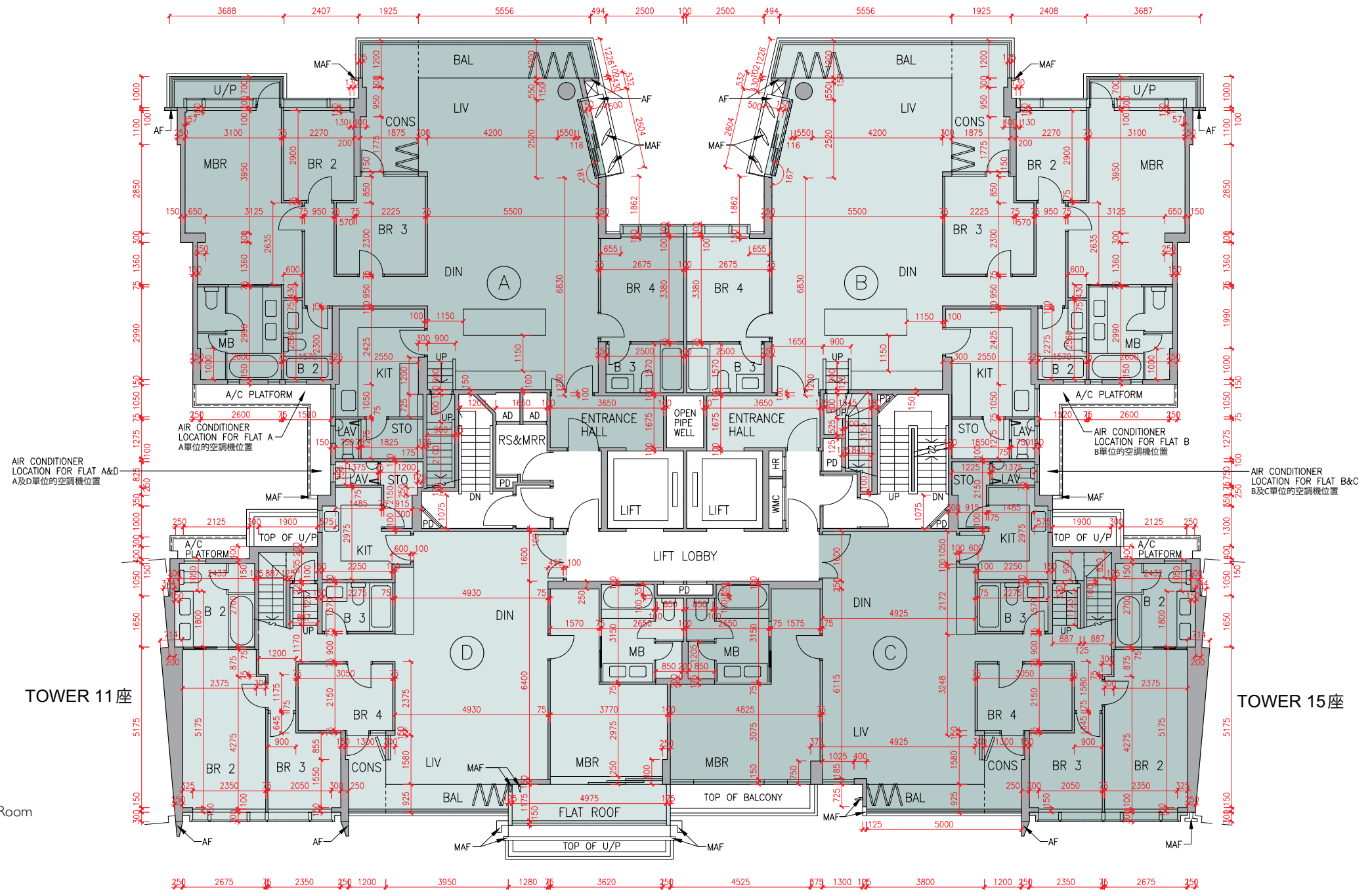
因住宅物業的較高樓層的結構牆的厚度遞減，較高樓層的內部面積，一般比較低樓層的內部面積稍大。

Remarks: 1. The dimensions in the floor plans are all structural dimensions in millimetre.
2. The entrance hall (serving as a private lift lobby), if any, and conservatory form part of a residential property, are not common part of the Development. Where applicable, the saleable area of the relevant residential properties specified in the section "Area of Residential Properties in the Development" already includes the floor areas of such entrance hall and conservatory. The Authorised Person for the Development has certified that (a) there is no restriction on the usage of such entrance hall and conservatory which will affect owner's enjoyment of the relevant residential property and (b) such entrance hall and conservatory are made for the exclusive use of the owner of the relevant residential property.

備註：1. 樓面平面圖之尺規所列數字為以毫米標示之建築結構尺寸。
2. 入口大堂(作為私人升降機大堂)(如有)及溫室屬住宅物業一部分，並非發展項目之公用部分。如適用，在「發展項目中的住宅物業的面積」部分內所列出的有關住宅物業之實用面積包括該入口大堂及溫室之樓面面積。發展項目的認可人士已證明入口大堂及溫室(a)在使用上沒有限制亦不會對相關住宅物業業主享用該住宅物業造成影響及(b)是專供相關住宅物業業主使用而設。

LEGEND 2 圖例 2

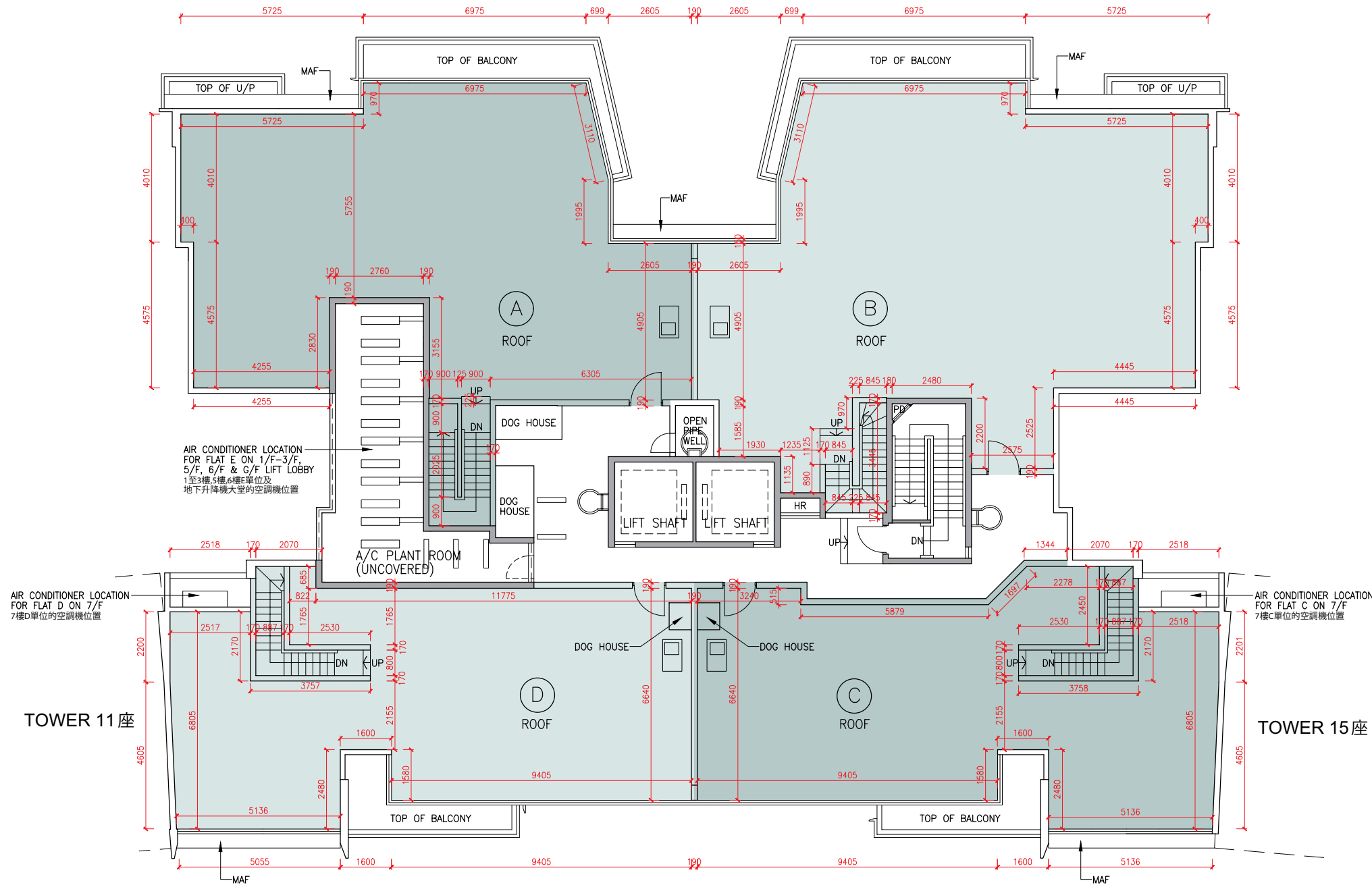
JACUZZI = 按摩池	RS & MRR = Refuse Storage & Material Recovery Room 垃圾及物料回收室
KIT = Kitchen 廚房	SKYLIGHT = 天窗
LAV = Lavatory 洗手間	SV = Smoke Vent 排煙口
LIFT = 升降機	STO = Store 儲物房
LIFT LOBBY = 升降機大堂	SWIMMING POOL = 游泳池
LIFT SHAFT = 升降機槽	TOP OF BALCONY = 下層露台上蓋
LIV = Living Room 客廳	TOP OF CURTAIN WALL = 幕牆頂部
LIV / DIN = Living / Dining Room 客/飯廳	TOP OF U/P = Top of Utility Platform 下層工作平台上蓋
MAF = Metal Architectural Feature 金屬建築裝飾	UP = Up 上
MBR = Master Bedroom 主人睡房	U/P = Utility Platform 工作平台
MB = Master Bathroom 主人浴室	U/P ABOVE = Utility Platform Above 上層工作平台
OPEN PIPE WELL = 開放式管道井	VOID = 中空
OWM = Openable Window For Maintenance 維修窗口	VOID ABOVE = 上層中空
PANTRY = 備餐間	WALK-IN CLOSET = 衣帽間
PLANTER = 花槽	WMC = Water Meter Cabinet 水錶箱
PITCHED ROOF = 斜天台	WMR = Water Meter Room 水錶房
PD = Pipe Duct 管道槽	
PLANTER = 花槽	
ROOF = 天台	



Floor plans of residential properties in the development

發展項目的住宅物業的樓面平面圖

Tower 12 座 Roof 天台



The internal areas of the residential properties on the upper floors will generally be slightly larger than those on the lower floors because of the reducing thickness of the structural walls on the upper floors.

因住宅物業的較高樓層的結構牆的厚度遞減，較高樓層的內部面積，一般比較低樓層的內部面積稍大。

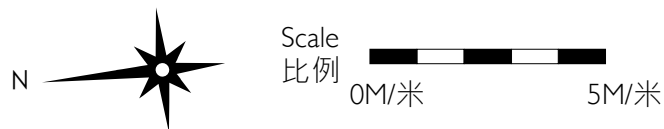
Remark: The dimensions in the floor plans are all structural dimensions in millimetre.
備註：樓面平面圖之尺規所列數字為以毫米標示之建築結構尺寸。

TOWER 11 座

TOWER 15 座

LEGEND | 圖例 1

A/C PLANT ROOM (UNCOVERED)	= Air Conditioner Plant Room (uncovered) 空調機房(沒有上蓋)	CD	= Cable Duct 電線管道槽
A/C PLANT ROOM	= Air Conditioner Plant Room 空調機房	CFR	= Common Flat Roof 公用平台
A/C PLATFORM	= Air Conditioner Platform 空調機平台	CPR	= Common Pitched Roof 公用傾斜屋頂
A/C PLATFORM ABOVE	= Air Conditioner Platform Above 上層空調機平台	CONS	= Conservatory 溫室
ACOUSTIC FIN	= 隔音牆	CURTAIN WALL ABOVE	= 上方之幕牆
AD	= Air Duct 通風管道槽	DN	= Down 下
AF	= Architectural Feature 建築裝飾	DIN	= Dining Room 飯廳
AF ABOVE	= Architectural Feature Above 上層建築裝飾	DOG HOUSE	= Mechanical & Electrical Services Duct Connecting to the Floor Below 連接下層的機電設施管道
AF ON I/F	= 建築裝飾於1樓	DPMR	= Drainage Pipe Maintenance Room 排水管維修房
B	= Bathroom 浴室	ELV	= Extra Low Voltage Duct 低電壓管道
BAL	= Balcony 露台	EMR	= Electricity Meter Room 電錶房
BALCONY ABOVE	= Balcony above 上層露台	ENTRANCE HALL	= 入口大堂
BR	= Bedroom 睡房	FAMILY ROOM	= 家庭廳
BUILDING LINE ABOVE	= 上方之建築邊線	FLAT ROOF	= 平台
CANOPY	= 簷篷	GARDEN	= 花園
CANOPY ABOVE	= 上層簷篷	HR	= Hose Reel 消防喉轆



發展項目的住宅物業的樓面平面圖

Tower 15 座 G/F 地下

Description 描述	Flat 單位			
	A	B	C	D
Floor-to-floor height (refers to the height between the top surface of the structural slab of a floor and the top surface of the structural slab of its immediate upper floor) of each residential property (m) 每個住宅物業的層與層之間的高度 (指該樓層之石屎地台面與上一層石屎地台面之高度距離)(米)	3.050			
	3.150			
	3.350	3.150		3.150
	3.390	3.200		3.200
	3.450	3.450		3.450
	3.500	3.500		3.500
	3.550	3.550		3.550
	3.700	3.850		3.850
Thickness of the floor slabs (excluding plaster) of each residential property (mm) 每個住宅物業的樓板 (不包括灰泥)的厚度(毫米)	4.000	3.900		
	150			
	175	150		150
	200	175	200	200

The internal areas of the residential properties on the upper floors will generally be slightly larger than those on the lower floors because of the reducing thickness of the structural walls on the upper floors.

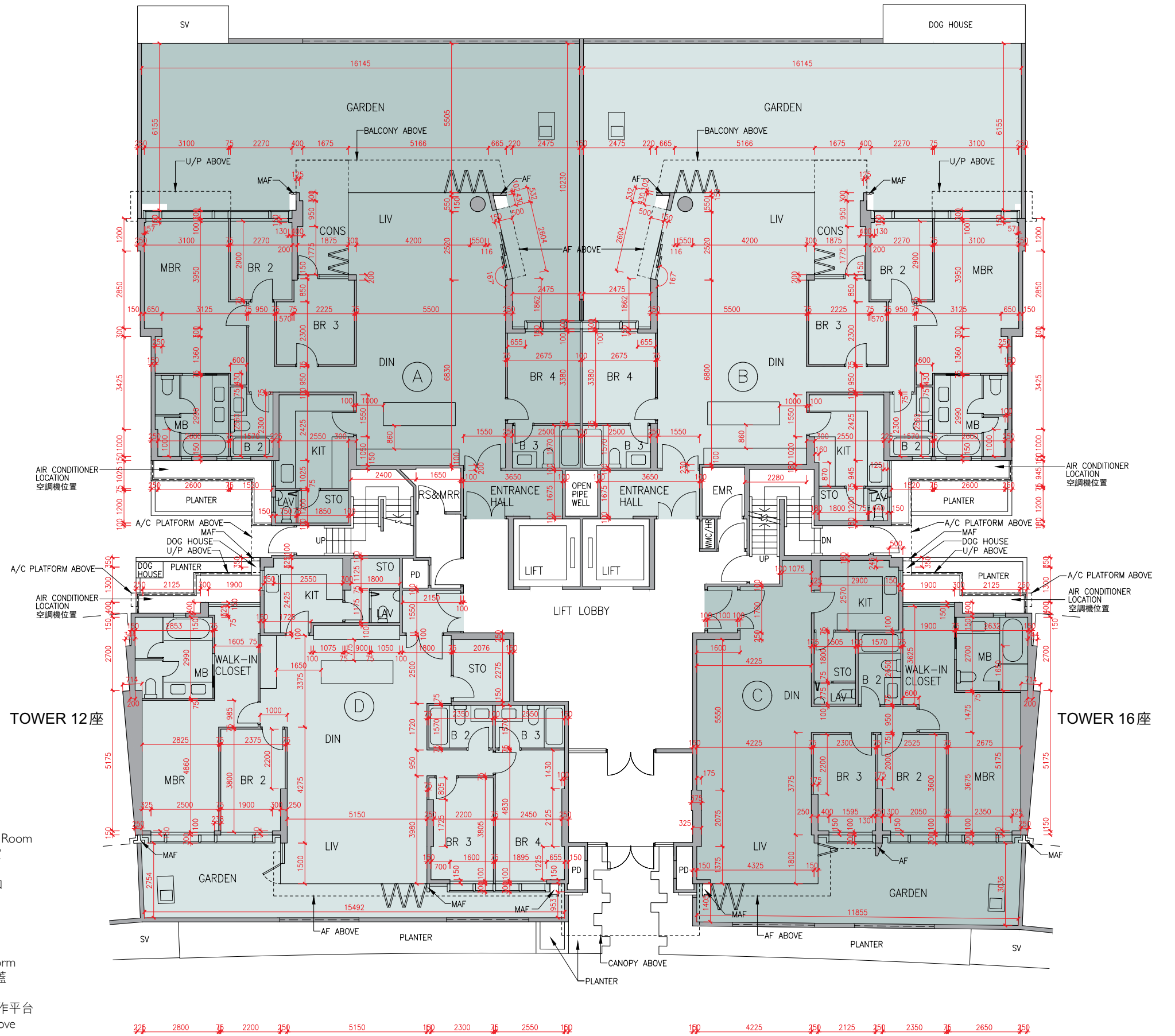
因住宅物業的較高樓層的結構牆的厚度遞減，較高樓層的內部面積，一般比較低樓層的內部面積稍大。

- Remarks: 1. The dimensions in the floor plans are all structural dimensions in millimetre.
2. The entrance hall (serving as a private lift lobby), if any, and conservatory, if any, form part of a residential property, are not common part of the Development. Where applicable, the saleable area of the relevant residential properties specified in the section "Area of Residential Properties in the Development" already includes the floor areas of such entrance hall and conservatory. The Authorised Person for the Development has certified that (a) there is no restriction on the usage of such entrance hall and conservatory which will affect owner's enjoyment of the relevant residential property and (b) such entrance hall and conservatory are made for the exclusive use of the owner of the relevant residential property.

- 備註：1. 樓面平面圖之尺規所列數字為以毫米標示之建築結構尺寸。
2. 入口大堂(作為私人升降機大堂)(如有)及溫室(如有)屬住宅物業一部分，並非發展項目之公用部分。如適用，在「發展項目中的住宅物業的面積」部分內所列出的有關住宅物業之實用面積包括該入口大堂及溫室之樓面面積。發展項目的認可人士已證明入口大堂及溫室(a)在使用上沒有限制亦不會對相關住宅物業業主享用該住宅物業造成影響及(b)是專供相關住宅物業業主使用而設。

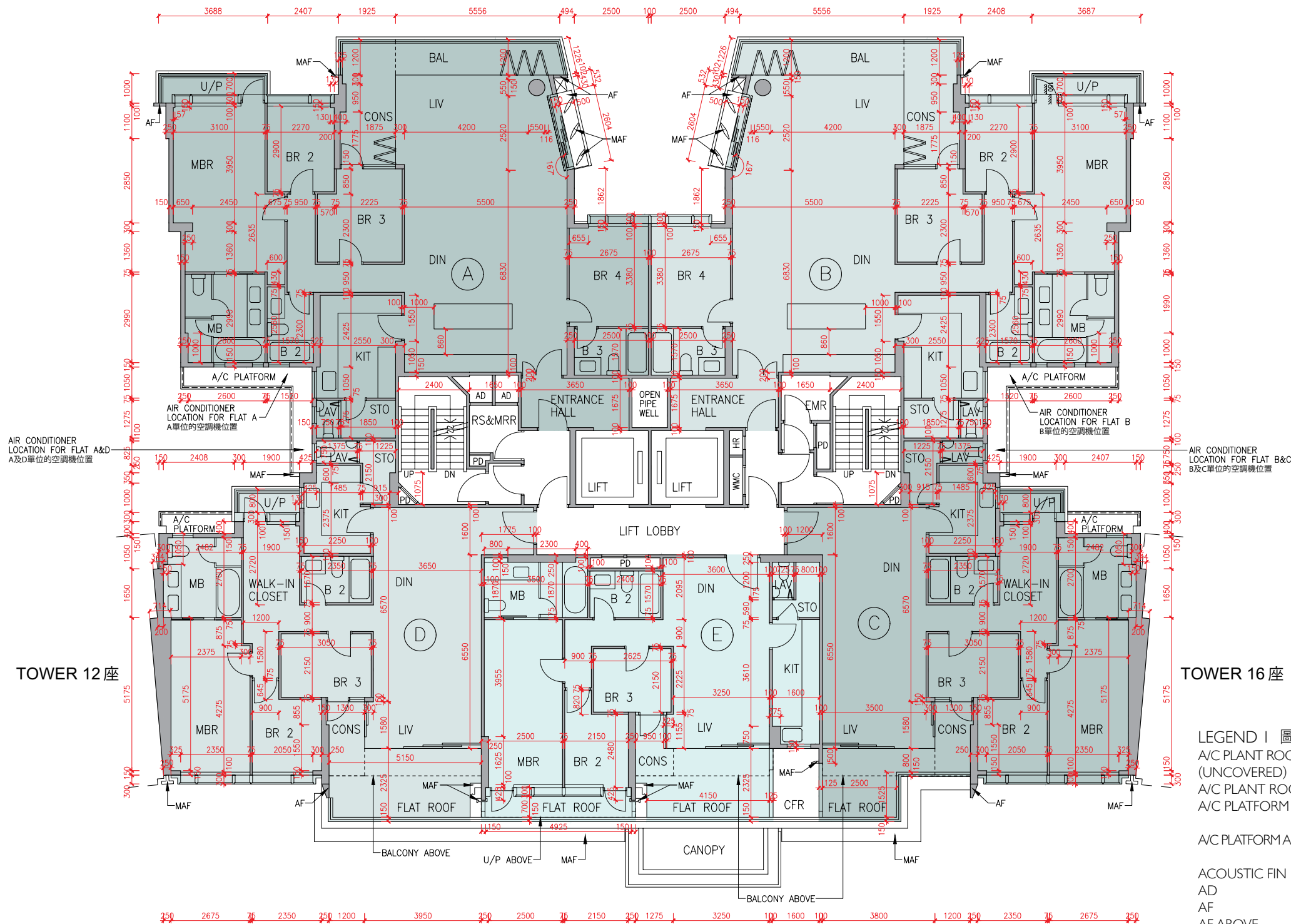
LEGEND 2 圖例 2

JACUZZI = 按摩池	RS & MRR = Refuse Storage & Material Recovery Room 垃圾及物料回收室
KIT = Kitchen 廚房	SKYLIGHT = 天窗
LAV = Lavatory 洗手間	SV = Smoke Vent 排煙口
LIFT = 升降機	STO = Store 儲物房
LIFT LOBBY = 升降機大堂	SWIMMING POOL = 游泳池
LIFT SHAFT = 升降機槽	TOP OF BALCONY = 下層露台上蓋
LIV = Living Room 客廳	TOP OF CURTAIN WALL = 幕牆頂部
LIV / DIN = Living / Dining Room 客/飯廳	TOP OF U/P = Top of Utility Platform 下層工作平台上蓋
MAF = Metal Architectural Feature 金屬建築裝飾	UP = Up 上
MBR = Master Bedroom 主人睡房	U/P = Utility Platform 工作平台
MB = Master Bathroom 主人浴室	U/P ABOVE = Utility Platform Above 上層工作平台
OPEN PIPE WELL = 開放式管道井	VOID = 中空
OWM = Openable Window For Maintenance 維修窗口	VOID ABOVE = 上層中空
PANTRY = 備餐間	WALK-IN CLOSET = 衣帽間
PLANTER = 花槽	WMC = Water Meter Cabinet 水錶箱
PITCHED ROOF = 斜天台	WMR = Water Meter Room 水錶房
PD = Pipe Duct 管道槽	
PLANTER = 花槽	
ROOF = 天台	



發展項目的住宅物業的樓面平面圖

Tower 15 座 I/F 1樓



Description 描述	Flat 單位				
	A	B	C	D	E
Floor-to-floor height (refers to the height between the top surface of the structural slab of a floor and the top surface of the structural slab of its immediate upper floor) of each residential property (m) 每個住宅物業的層與層之間的高度(指該樓層之石屎地台面與上一層石屎地台面之高度距離)(米)	I/F 1樓				
Thickness of the floor slabs (excluding plaster) of each residential property (mm) 每個住宅物業的樓板(不包括灰泥)的厚度(毫米)	I/F 1樓				
	150	175	200	225	

The internal areas of the residential properties on the upper floors will generally be slightly larger than those on the lower floors because of the reducing thickness of the structural walls on the upper floors.
因住宅物業的較高樓層的結構牆的厚度遞減，較高樓層的內部面積，一般比較低樓層的內部面積稍大。

Remarks: 1. The dimensions in the floor plans are all structural dimensions in millimetre.
2. The entrance hall (serving as a private lift lobby), if any, and conservatory form part of a residential property, are not common part of the Development. Where applicable, the saleable area of the relevant residential properties specified in the section "Area of Residential Properties in the Development" already includes the floor areas of such entrance hall and conservatory. The Authorised Person for the Development has certified that (a) there is no restriction on the usage of such entrance hall and conservatory which will affect owner's enjoyment of the relevant residential property and (b) such entrance hall and conservatory are made for the exclusive use of the owner of the relevant residential property.

備註: 1. 樓面平面圖之尺規所列數字為以毫米標示之建築結構尺寸。
2. 入口大堂(作為私人升降機大堂)(如有)及溫室屬住宅物業一部分，並非發展項目之公用部分。如適用，在「發展項目中的住宅物業的面積」部分內所列出的有關住宅物業之實用面積包括該入口大堂及溫室之樓面面積。發展項目的認可人士已證明入口大堂及溫室(a)在使用上沒有限制亦不會對相關住宅物業業主享用該住宅物業造成影響及(b)是專供相關住宅物業業主使用而設。

LEGEND I 圖例 1

A/C PLANT ROOM (UNCOVERED) = Air Conditioner Plant Room (uncovered) 空調機房(沒有上蓋)	CD = Cable Duct 電線管道槽
A/C PLANT ROOM = Air Conditioner Plant Room 空調機房	CFR = Common Flat Roof 公用平台
A/C PLATFORM = Air Conditioner Platform 空調機平台	CPR = Common Pitched Roof 公用傾斜屋頂
A/C PLATFORM ABOVE = Air Conditioner Platform Above 上層空調機平台	CONS = Conservatory 溫室
ACOUSTIC FIN = 隔音牆	CURTAIN WALL ABOVE = 上方之幕牆
AD = Air Duct 通風管道槽	DN = Down 下
AF = Architectural Feature 建築裝飾	DIN = Dining Room 飯廳
AF ABOVE = Architectural Feature Above 上層建築裝飾	DOG HOUSE = Mechanical & Electrical Services Duct Connecting to the Floor Below 連接下層的機電設施管道
AF ON I/F = 建築裝飾於1樓	DPMR = Drainage Pipe Maintenance Room 排水管維修房
B = Bathroom 浴室	ELV = Extra Low Voltage Duct 低電壓管道
BAL = Balcony 露台	EMR = Electricity Meter Room 電錶房
BALCONY ABOVE = Balcony above 上層露台	ENTRANCE HALL = 入口大堂
BR = Bedroom 睡房	FAMILY ROOM = 家庭廳
BUILDING LINE ABOVE = 上方之建築邊線	FLAT ROOF = 平台
CANOPY = 簷篷	GARDEN = 花園
CANOPY ABOVE = 上層簷篷	HR = Hose Reel 消防喉轆

發展項目的住宅物業的樓面平面圖

Tower 15 座 2/F - 6/F (4/F is omitted) 2樓-6樓(不設4樓)

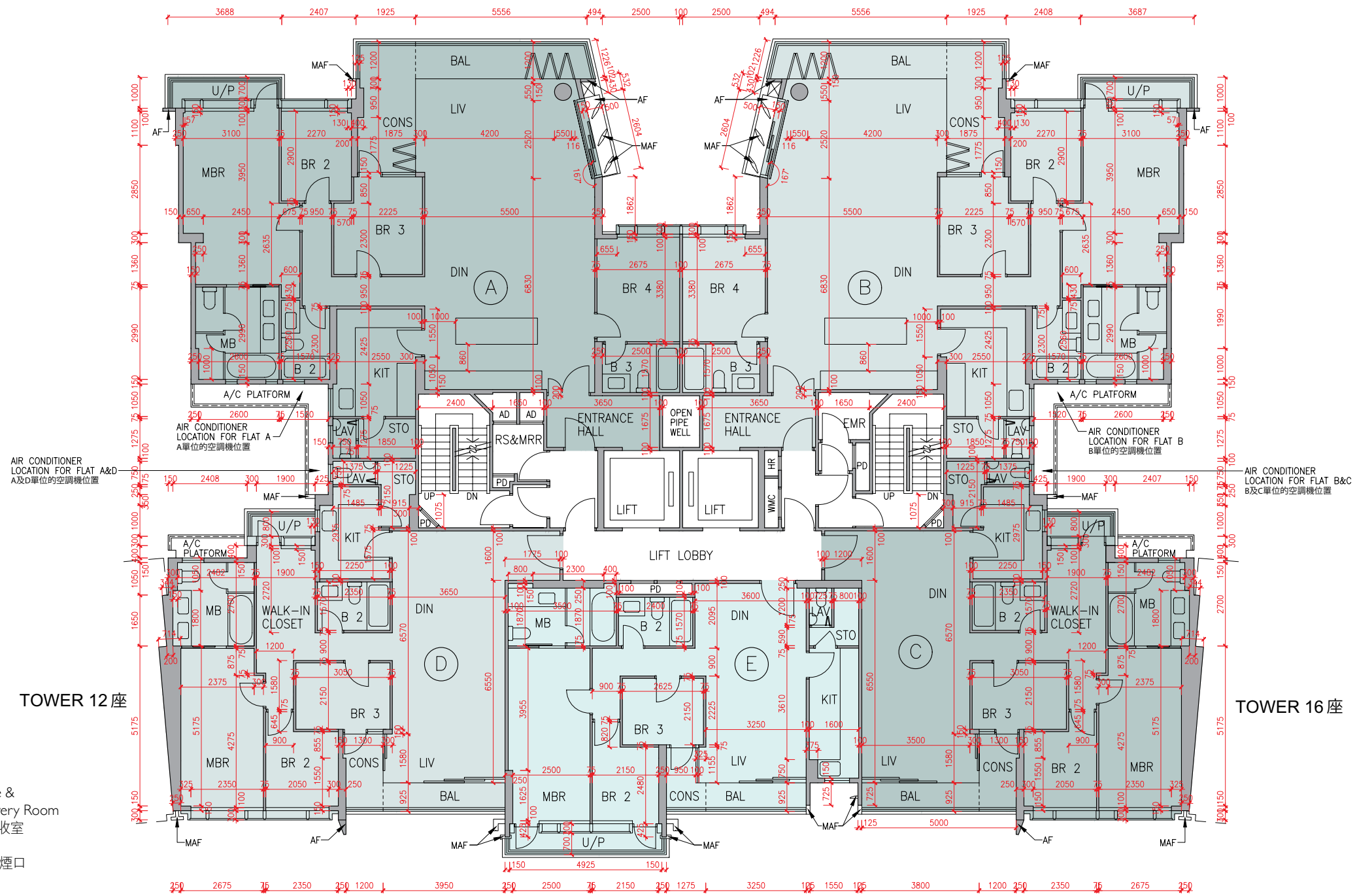
Description 描述	Flat 單位				
	A	B	C	D	E
Floor-to-floor height (refers to the height between the top surface of the structural slab of a floor and the top surface of the structural slab of its immediate upper floor) of each residential property (m) 每個住宅物業的層與層之間的高度(指該樓層之石屎地台面與上一層石屎地台面之高度距離)(米)	3.375				
Thickness of the floor slabs (excluding plaster) of each residential property (mm) 每個住宅物業的樓板(不包括灰泥)的厚度(毫米)	2/F-5/F 2樓-5樓				3.150
	6/F 6樓	3.150	3.150	3.150	3.475
		3.500	3.500	3.500	3.500
		3.850	3.550	3.500	3.535
					3.550
				3.710	
				3.850	
Thickness of the floor slabs (excluding plaster) of each residential property (mm) 每個住宅物業的樓板(不包括灰泥)的厚度(毫米)	2/F-6/F 2樓-6樓	150		150	150
		175		175	175
		200	150	175	200
		225	175	200	200

The internal areas of the residential properties on the upper floors will generally be slightly larger than those on the lower floors because of the reducing thickness of the structural walls on the upper floors.
因住宅物業的較高樓層的結構牆的厚度遞減，較高樓層的內部面積，一般比較低樓層的內部面積稍大。

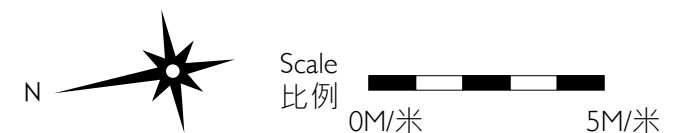
Remarks: 1. The dimensions in the floor plans are all structural dimensions in millimetre.
2. The entrance hall (serving as a private lift lobby), if any, and conservatory form part of a residential property, are not common part of the Development. Where applicable, the saleable area of the relevant residential properties specified in the section "Area of Residential Properties in the Development" already includes the floor areas of such entrance hall and conservatory. The Authorised Person for the Development has certified that (a) there is no restriction on the usage of such entrance hall and conservatory which will affect owner's enjoyment of the relevant residential property and (b) such entrance hall and conservatory are made for the exclusive use of the owner of the relevant residential property.

備註：1. 樓面平面圖之尺規所列數字為以毫米標示之建築結構尺寸。
2. 入口大堂(作為私人升降機大堂)(如有)及溫室屬住宅物業一部分，並非發展項目之公用部分。如適用，在「發展項目中的住宅物業的面積」部分內所列出的有關住宅物業之實用面積包括該入口大堂及溫室之樓面面積。發展項目的認可人士已證明入口大堂及溫室(a)在使用上沒有限制亦不會對相關住宅物業業主享用該住宅物業造成影響及(b)是專供相關住宅物業業主使用而設。

LEGEND 2 圖例 2			
JACUZZI	= 按摩池	RS & MRR	= Refuse Storage & Material Recovery Room 垃圾及物料回收室
KIT	= Kitchen 廚房	SKYLIGHT	= 天窗
LAV	= Lavatory 洗手間	SV	= Smoke Vent 排煙口
LIFT	= 升降機	STO	= Store 儲物房
LIFT LOBBY	= 升降機大堂	SWIMMING POOL	= 游泳池
LIFT SHAFT	= 升降機槽	TOP OF BALCONY	= 下層露台上蓋
LIV	= Living Room 客廳	TOP OF CURTAIN WALL	= 幕牆頂部
LIV / DIN	= Living / Dining Room 客/飯廳	TOP OF U/P	= Top of Utility Platform 下層工作平台上蓋
MAF	= Metal Architectural Feature 金屬建築裝飾	UP	= Up 上
MBR	= Master Bedroom 主人睡房	U/P	= Utility Platform 工作平台
MB	= Master Bathroom 主人浴室	U/P ABOVE	= Utility Platform Above 上層工作平台
OPEN PIPE WELL	= 開放式管道井	VOID	= 中空
OWM	= Openable Window For Maintenance 維修窗口	VOID ABOVE	= 上層中空
PANTRY	= 備餐間	WALK-IN CLOSET	= 衣帽間
PLANTER	= 花槽	WMC	= Water Meter Cabinet 水錶箱
PITCHED ROOF	= 斜天台	WMR	= Water Meter Room 水錶房
PD	= Pipe Duct 管道槽		
PLANTER	= 花槽		
ROOF	= 天台		



Layout on the latest approved building plans, for "as-is" layout of Flat B, 5/F, Tower 15, please refer to separate floor plan under this section.
最新經批准的建築圖則的布局，現時第15座5樓B單位之布局另載於本章節。



Tower 15 座 5/F 5樓

"As-is" layout with exempted works carried out under the Building Ordinance

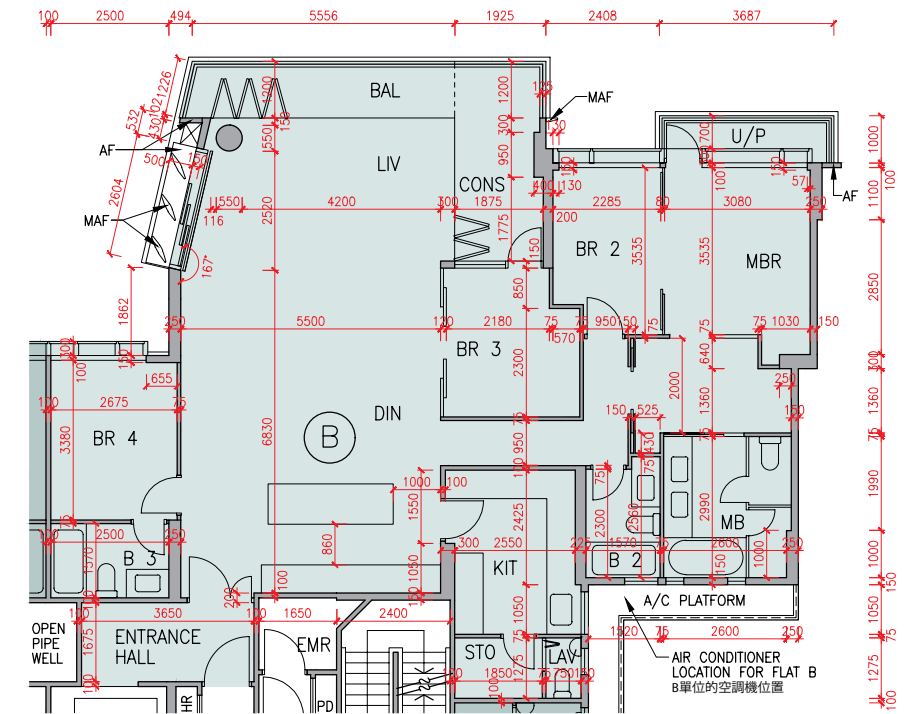
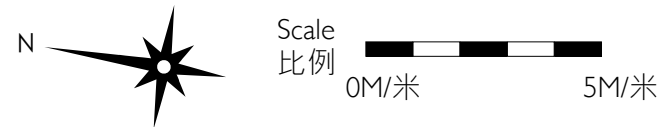
獲建築物條例豁免的工程進行後的現時布局

List of exempted works under the Building Ordinance (Cap.123) carried out at Flat B after the completion of works as shown in the latest approved building plans:

- (a) Partition wall between master bedroom and bedroom 2 changed to sliding door.
- (b) Partition wall added at master bedroom.
- (c) Door of master bedroom changed to sliding door.
- (d) Door with a partition wall of bedroom 2 relocated.
- (e) Door of bedroom 3 relocated and changed to sliding door.

在最新經批准的建築圖則所顯示的工程完成後，按建築物條例（第123章），於B單位作為豁免工程進行的工程如下：

- (a) 更改主人睡房及睡房2之間的分牆為趟門。
- (b) 於主人睡房增加間牆。
- (c) 更改主人睡房房門為趟門。
- (d) 睡房2房門及間牆位置移位。
- (e) 睡房3房門位置移位並修改為趟門。



The internal areas of the residential properties on the upper floors will generally be slightly larger than those on the lower floors because of the reducing thickness of the structural walls on the upper floors.

因住宅物業的較高樓層的結構牆的厚度遞減，較高樓層的內部面積，一般比較低樓層的內部面積稍大。

Remarks: 1. The dimensions in the floor plans are all structural dimensions in millimetre.

2. The entrance hall (serving as a private lift lobby) and conservatory form part of a residential property, are not common part of the Development. The saleable area of the relevant residential properties specified in the section "Area of Residential Properties in the Development" already includes the floor areas of such entrance hall and conservatory. The Authorised Person for the Development has certified that (a) there is no restriction on the usage of such entrance hall and conservatory which will affect owner's enjoyment of the relevant residential property and (b) such entrance hall and conservatory are made for the exclusive use of the owner of the relevant residential property.

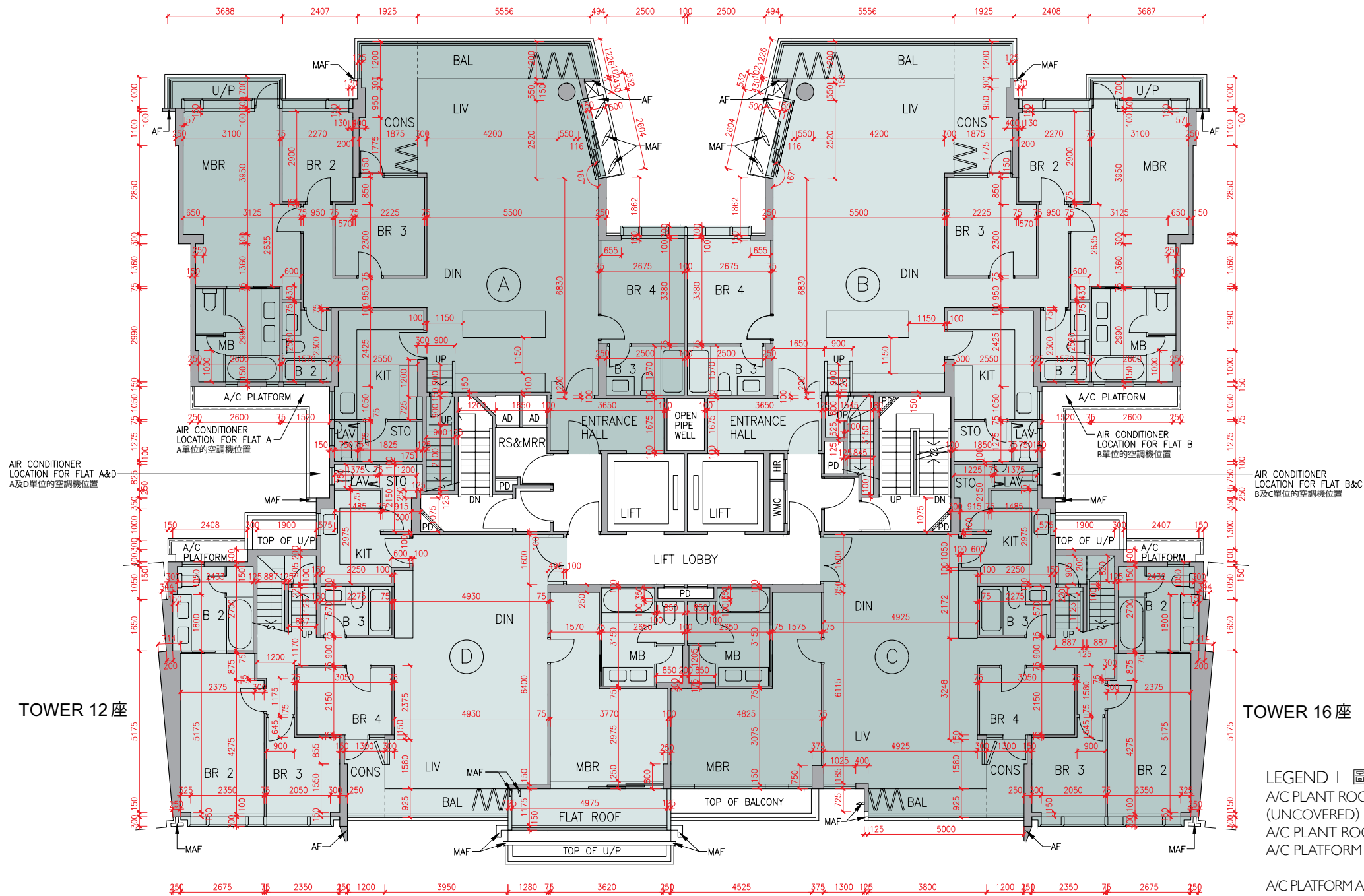
備註：1. 樓面平面圖之尺規所列數字為以毫米標示之建築結構尺寸。

2. 入口大堂(作為私人升降機大堂)及溫室屬住宅物業一部分，並非發展項目之公用部分。在「發展項目中的住宅物業的面積」部分內所列出的有關住宅物業之實用面積包括該入口大堂及溫室之樓面面積。發展項目的認可人士已證明入口大堂及溫室(a)在使用上沒有限制亦不會對相關住宅物業業主享用該住宅物業造成影響及(b)是專供相關住宅物業業主使用而設。

This page left blank intentionally
本頁故意留白

發展項目的住宅物業的樓面平面圖

Tower 15 座 7/F 7樓



Description 描述	Flat 單位			
	A	B	C	D
Floor-to-floor height (refers to the height between the top surface of the structural slab of a floor and the top surface of the structural slab of its immediate upper floor) of each residential property (m) 每個住宅物業的層與層之間的高度(指該樓層之石屎地台面與上一層石屎地台面之高度距離)(米)	7/F	3.500	3.460	3.500
	7樓	3.540	3.500	3.550
		3.550	3.550	3.710
		3.710	3.800	3.850
		3.850	3.850	3.950
Thickness of the floor slabs (excluding plaster) of each residential property (mm) 每個住宅物業的樓板(不包括灰泥)的厚度(毫米)	7/F	150	150	150
	7樓	175	175	200
		200	175	200
		225	200	200

The internal areas of the residential properties on the upper floors will generally be slightly larger than those on the lower floors because of the reducing thickness of the structural walls on the upper floors.

因住宅物業的較高樓層的結構牆的厚度遞減，較高樓層的內部面積，一般比較低樓層的內部面積稍大。

Remarks: 1. The dimensions in the floor plans are all structural dimensions in millimetre.
2. The entrance hall (serving as a private lift lobby), if any, and conservatory form part of a residential property, are not common part of the Development. Where applicable, the saleable area of the relevant residential properties specified in the section "Area of Residential Properties in the Development" already includes the floor areas of such entrance hall and conservatory. The Authorised Person for the Development has certified that (a) there is no restriction on the usage of such entrance hall and conservatory which will affect owner's enjoyment of the relevant residential property and (b) such entrance hall and conservatory are made for the exclusive use of the owner of the relevant residential property.

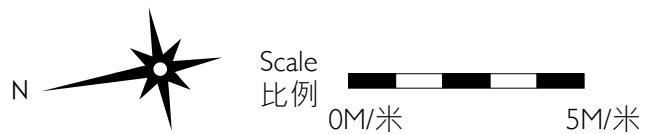
備註: 1. 樓面平面圖之尺規所列數字為以毫米標示之建築結構尺寸。
2. 入口大堂(作為私人升降機大堂)(如有)及溫室屬住宅物業一部分，並非發展項目之公用部分。如適用，在「發展項目中的住宅物業的面積」部分內所列出的有關住宅物業之實用面積包括該入口大堂及溫室之樓面面積。發展項目的認可人士已證明入口大堂及溫室(a)在使用上沒有限制亦不會對相關住宅物業業主享用該住宅物業造成影響及(b)是專供相關住宅物業業主使用而設。

TOWER 12 座

TOWER 16 座

LEGEND I 圖例 1

A/C PLANT ROOM (UNCOVERED) = Air Conditioner Plant Room (uncovered) 空調機房(沒有上蓋)	CD = Cable Duct 電線管道槽
A/C PLANT ROOM = Air Conditioner Plant Room 空調機房	CFR = Common Flat Roof 公用平台
A/C PLATFORM = Air Conditioner Platform 空調機平台	CPR = Common Pitched Roof 公用傾斜屋頂
A/C PLATFORM ABOVE = Air Conditioner Platform Above 上層空調機平台	CONS = Conservatory 溫室
ACOUSTIC FIN = 隔音牆	CURTAIN WALL ABOVE = 上方之幕牆
AD = Air Duct 通風管道槽	DN = Down 下
AF = Architectural Feature 建築裝飾	DIN = Dining Room 飯廳
AF ABOVE = Architectural Feature Above 上層建築裝飾	DOG HOUSE = Mechanical & Electrical Services Duct Connecting to the Floor Below 連接下層的機電設施管道
AF ON I/F = 建築裝飾於1樓	DPMR = Drainage Pipe Maintenance Room 排水管維修房
B = Bathroom 浴室	ELV = Extra Low Voltage Duct 低電壓管道
BAL = Balcony 露台	EMR = Electricity Meter Room 電錶房
BALCONY ABOVE = Balcony above 上層露台	ENTRANCE HALL = 入口大堂
BR = Bedroom 睡房	FAMILY ROOM = 家庭廳
BUILDING LINE ABOVE = 上方之建築邊線	FLAT ROOF = 平台
CANOPY = 簷篷	GARDEN = 花園
CANOPY ABOVE = 上層簷篷	HR = Hose Reel 消防喉轆



Floor plans of residential properties in the development

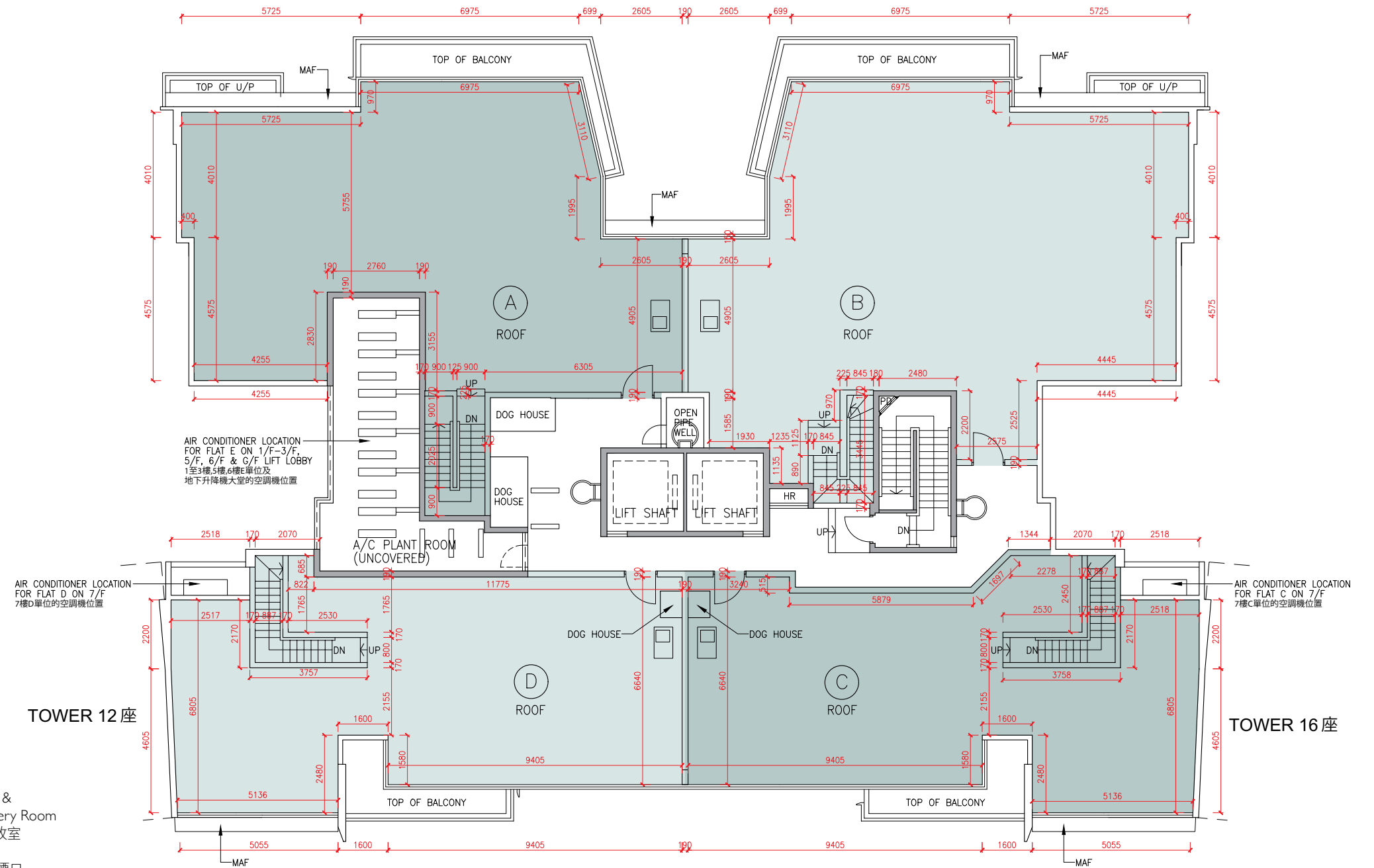
發展項目的住宅物業的樓面平面圖

Tower 15 座 Roof 天台

The internal areas of the residential properties on the upper floors will generally be slightly larger than those on the lower floors because of the reducing thickness of the structural walls on the upper floors.


因住宅物業的較高樓層的結構牆的厚度遞減，較高樓層的內部面積，一般比較低樓層的內部面積稍大。

Remark: The dimensions in the floor plans are all structural dimensions in millimetre.
備註：樓面平面圖之尺規所列數字為以毫米標示之建築結構尺寸。



LEGEND 2 圖例 2

JACUZZI	= 按摩池	RS & MRR	= Refuse Storage & Material Recovery Room 垃圾及物料回收室
KIT	= Kitchen 廚房	SKYLIGHT	= 天窗
LAV	= Lavatory 洗手間	SV	= Smoke Vent 排煙口
LIFT	= 升降機	STO	= Store 儲物房
LIFT LOBBY	= 升降機大堂	SWIMMING POOL	= 游泳池
LIFT SHAFT	= 升降機槽	TOP OF BALCONY	= 下層露台上蓋
LIV	= Living Room 客廳	TOP OF CURTAIN WALL	= 幕牆頂部
LIV / DIN	= Living / Dining Room 客/飯廳	TOP OF U/P	= Top of Utility Platform 下層工作平台上蓋
MAF	= Metal Architectural Feature 金屬建築裝飾	UP	= Up 上
MBR	= Master Bedroom 主人睡房	U/P	= Utility Platform 工作平台
MB	= Master Bathroom 主人浴室	U/P ABOVE	= Utility Platform Above 上層工作平台
OPEN PIPE WELL	= 開放式管道井	VOID	= 中空
OWM	= Openable Window For Maintenance 維修窗口	VOID ABOVE	= 上層中空
PANTRY	= 備餐間	WALK-IN CLOSET	= 衣帽間
PLANTER	= 花槽	WMC	= Water Meter Cabinet 水錶箱
PITCHED ROOF	= 斜天台	WMR	= Water Meter Room 水錶房
PD	= Pipe Duct 管道槽		
PLANTER	= 花槽		
ROOF	= 天台		



Scale 比例
0M/米 5M/米