



TRIAZZA  
翠雅山

售樓說明書  
SALES BROCHURE





TRIAZZA  
翠雅山

# NOTES TO PURCHASERS OF FIRST-HAND RESIDENTIAL PROPERTIES

## 一手住宅物業買家須知

You are advised to take the following steps before purchasing first-hand residential properties.

### For all first-hand residential properties

#### 1. Important information

- Make reference to the materials available on the Sales of First-hand Residential Properties Electronic Platform (SRPE) ([www.srpe.gov.hk](http://www.srpe.gov.hk)) on the first-hand residential property market.
- Study the information on the website designated by the vendor for the development, including the sales brochure, price lists, documents containing the sales arrangements, and the register of transactions of a development.
- Sales brochure for a development will be made available to the general public at least 7 days immediately before a date of sale while price list and sales arrangements will be made available at least 3 days immediately before the date of sale.
- Information on transactions can be found on the register of transactions on the website designated by the vendor for the development and the SRPE.

#### 2. Fees, mortgage loan and property price

- Calculate the total expenses of the purchase, such as solicitors' fees, mortgage charges, insurance fees and stamp duties.
- Check with banks to find out if you will be able to obtain the needed mortgage loan, select the appropriate payment method and calculate the amount of the mortgage loan to ensure it is within your repayment ability.
- Check recent transaction prices of comparable properties for comparison.
- Check with the vendor or the estate agent the estimated management fee, the amount of management fee payable in advance (if any), special fund payable (if any), the amount of reimbursement of the deposits for water, electricity and gas (if any), and/or the amount of debris removal fee (if any) you have to pay to the vendor or the manager of the development.

#### 3. Price list, payment terms and other financial incentives

- Vendors may not offer to sell all the residential properties that are covered in a price list. To know which residential properties the vendors may offer to sell, pay attention to the sales arrangements which will be announced by the vendors at least 3 days before the relevant residential properties are offered to be sold.
- Pay attention to the terms of payment as set out in a price list. If there are discounts on the price, gift, or any financial advantage or benefit to be made available in connection with the purchase of the residential properties, such information will also be set out in the price list.
- If you intend to opt for any mortgage loan plans offered by financial institutions specified by the vendor, before entering into a preliminary agreement for sale and purchase (PASP), you must study the details of various mortgage loan plans<sup>1</sup> as set out in the price list concerned. If you have any questions about these mortgage loan plans, you should check with the financial institutions concerned direct before entering into a PASP.

#### 4. Property area and its surroundings

- Pay attention to the area information in the sales brochure and price list, and price per square foot/metre in the price list. According to the Residential Properties (First-hand Sales) Ordinance (Cap. 621) (the Ordinance), vendors can only present the area and price per square foot and per square metre of a residential property using saleable area. Saleable area, in relation to a residential property, means the floor area of the residential property, and includes the floor area of every one of the following to the extent that it forms part of the residential property - (i) a balcony; (ii) a utility platform; and (iii) a verandah. The saleable area excludes the area of the following which forms part of the residential property - air-conditioning plant room; bay window; cockloft; flat roof; garden; parking space; roof; stairhood; terrace and yard.
- Floor plans of all residential properties in the development have to be shown in the sales brochure. In a sales brochure, floor plans of residential properties in the development must state the external and internal dimensions of each residential property<sup>2</sup>. The external and internal dimensions of residential properties as provided in the sales brochure exclude plaster and finishes. You are advised to note this if you want to buy furniture before handing over of the residential property.
- Visit the development site and get to know the surroundings of the property (including transportation and community facilities). Check town planning proposals and decisions which may affect the property. Take a look at the location plan, aerial photograph, outline zoning plan and cross-section plan that are provided in the sales brochure.

#### 5. Sales brochure

- Ensure that the sales brochure you have obtained is the latest version. According to the Ordinance, the sales brochure made available to the public should be printed or examined, or examined and revised within the previous 3 months.
- Read through the sales brochure and in particular, check the following information in the sales brochure -
  - whether there is a section on “relevant information” in the sales brochure, under which information on any matter that is known to the vendor but is not known to the general public, and is likely to materially affect the enjoyment of a residential property will be set out. Please note that information contained in a document that has been registered with the Land Registry will not be regarded as “relevant information”;
  - the cross-section plan showing a cross-section of the building in relation to every street adjacent to the building, and the level of every such street in relation to a known datum and to the level of the lowest residential floor of the building. This

<sup>1</sup> The details of various mortgage loan plans include the requirements for mortgagors on minimum income level, the loan limit under the first mortgage and second mortgage, the maximum loan repayment period, the change of mortgage interest rate throughout the entire repayment period, and the payment of administrative fees.

<sup>2</sup> According to section 10(2)(d) in Part 1 of Schedule 1 to the Ordinance, each of the floor plans of the residential properties in the development in the sales brochure must state the following—  
(i) the external dimensions of each residential property;  
(ii) the internal dimensions of each residential property;  
(iii) the thickness of the internal partitions of each residential property;  
(iv) the external dimensions of individual compartments in each residential property.  
According to section 10(3) in Part 1 of Schedule 1 to the Ordinance, if any information required by section 10(2)(d) in Part 1 of Schedule 1 to the Ordinance is provided in the approved building plans for the development, a floor plan must state the information as so provided.



# NOTES TO PURCHASERS OF FIRST-HAND RESIDENTIAL PROPERTIES

## 一手住宅物業買家須知

will help you visualize the difference in height between the lowest residential floor of a building and the street level, regardless of how that lowest residential floor is named;

- interior and exterior fittings and finishes and appliances;
- the basis on which management fees are shared;
- whether individual owners have obligations or need to share the expenses for managing, operating and maintaining the public open space or public facilities inside or outside the development, and the location of the public open space or public facilities; and
- whether individual owners have responsibility to maintain slopes.

### 6. Government land grant and deed of mutual covenant (DMC)

- Read the Government land grant and the DMC (or the draft DMC). Information such as ownership of the rooftop and external walls can be found in the DMC. The vendor will provide copies of the Government land grant and the DMC (or the draft DMC) at the place where the sale is to take place for free inspection by prospective purchasers.
- Check the Government land grant on whether individual owners are liable to pay Government rent.
- Check the DMC on whether animals can be kept in the residential property.

### 7. Information on Availability of Residential Properties for Selection at Sales Office

- Check with the vendor which residential properties are available for selection. If a “consumption table” is displayed by the vendor at the sales office, you may check from the table information on the progress of sale on a date of sale, including which residential properties are offered for sale at the beginning of that date of sale and which of them have been selected and sold during that date of sale.
- Do not believe in rumours about the sales condition of the development and enter into a PASP rashly.

### 8. Register of Transactions

- Pay attention to the register of transactions for a development. A vendor must, within 24 hours after entering into a PASP with a purchaser, enter transaction information of the PASP in the register of transactions. The vendor must, within 1 working day after entering into an agreement for sale and purchase (ASP), enter transaction information of the ASP in the register of transactions. Check the register of transactions for the concerned development to learn more about the sales condition of the development.
- Never take the number of registrations of intent or cashier orders a vendor has received for the purpose of registration as an indicator of the sales volume of a development. The register of transactions for a development is the most reliable source of information from which members of the public can grasp the daily sales condition of the development.

### 9. Agreement for sale and purchase

- Ensure that the PASP and ASP include the mandatory provisions as required by the Ordinance.

- Pay attention that fittings, finishes and appliances to be included in the sale and purchase of the property are inserted in the PASP and ASP.
- Pay attention to the area plan annexed to the ASP which shows the total area which the vendor is selling to you. The total area which the vendor is selling to you is normally greater than the saleable area of the property.
- A preliminary deposit of **5%** of the purchase price is payable by you to the owner (i.e. the seller) on entering into a PASP.
- If you do not execute the ASP within **5 working days** (working day means a day that is not a general holiday or a Saturday or a black rainstorm warning day or gale warning day) after entering into the PASP, the PASP is terminated, the preliminary deposit (i.e. 5% of the purchase price) is forfeited, and the owner (i.e. the seller) does not have any further claim against you for not executing the ASP.
- If you execute the ASP within 5 working days after the signing of the PASP, the owner (i.e. the seller) must execute the ASP within 8 working days after entering into the PASP.
- The deposit should be made payable to the solicitors’ firm responsible for stakeholding purchasers’ payments for the property.

### 10. Expression of intent of purchasing a residential property

- Note that vendors (including their authorized representative(s)) should not seek or accept any specific or general expression of intent of purchasing any residential property before the relevant price lists for such properties are made available to the public. You therefore should not make such an offer to the vendors or their authorized representative(s).
- Note that vendors (including their authorized representative(s)) should not seek or accept any specific expression of intent of purchasing a particular residential property before the sale of the property has commenced. You therefore should not make such an offer to the vendors or their authorized representative(s).

### 11. Appointment of estate agent

- Note that if the vendor has appointed one or more than one estate agents to act in the sale of any specified residential property in the development, the price list for the development must set out the name of all the estate agents so appointed as at the date of printing of the price list.
- You may appoint any estate agent (not necessarily from those estate agency companies appointed by the vendor) to act in the purchase of any specified residential property in the development, and may also not appoint any estate agent to act on your behalf.
- Before you appoint an estate agent to look for a property, you should -
  - find out whether the agent will act on your behalf only. If the agent also acts for the vendor, he/she may not be able to protect your best interests in the event of a conflict of interest;
  - find out whether any commission is payable by you to the estate agent and, if so, its amount and the time of payment; and
  - note that only licensed estate agents or salespersons may accept your appointment. If in doubt, you should request the estate agent or salesperson to produce his/her Estate Agent Card, or check the Licence List on the Estate Agents Authority website: [www.eaa.org.hk](http://www.eaa.org.hk).

# NOTES TO PURCHASERS OF FIRST-HAND RESIDENTIAL PROPERTIES

## 一手住宅物業買家須知

### 12. Appointment of solicitor

- Consider appointing your own solicitor to protect your interests. If the solicitor also acts for the vendor, he/she may not be able to protect your best interests in the event of a conflict of interest.
- Compare the charges of different solicitors.

### For first-hand uncompleted residential properties

#### 13. Pre-sale Consent

- For uncompleted residential property under the Lands Department Consent Scheme, seek confirmation from the vendor whether the “Pre-sale Consent” has been issued by the Lands Department for the development.

#### 14. Show flats

- While the vendor is not required to make any show flat available for viewing by prospective purchasers or the general public, if the vendor wishes to make available show flats of a specified residential property, the vendor must first of all make available an unmodified show flat of that residential property and that, having made available such unmodified show flat, the vendor may then make available a modified show flat of that residential property. In this connection, the vendor is allowed to make available more than one modified show flat of that residential property.
- If you visit the show flats, you should always look at the unmodified show flats for comparison with the modified show flats. That said, the Ordinance does not restrict the discretion of the vendor in arranging the sequence of the viewing of unmodified and modified show flats.
- Sales brochure of the development should have been made available to the public when the show flat is made available for viewing. You are advised to get a copy of the sales brochure and make reference to it when viewing the show flats.
- You may take measurements in modified and unmodified show flats, and take photographs or make video recordings of unmodified show flats, subject to reasonable restriction(s) which may be set by the vendor for ensuring safety of the persons viewing the show flat.

### For first-hand uncompleted residential properties and completed residential properties pending compliance

#### 15. Estimated material date and handing over date

- Check the estimated material date<sup>3</sup> for the development in the sales brochure.
  - The estimated material date for a development in the sales brochure is not the same as the date on which a residential property is handed over to purchaser. The latter is inevitably later than the former.
- Handing over date
  - The mandatory provisions to be incorporated in an ASP as required by the Ordinance include a provision requiring the vendor to apply in writing for an

Occupation Document/a Certificate of Compliance or the Director of Lands’ Consent to Assign (as the case may be) in respect of the development within 14 days after the estimated material date as stipulated in the ASP.

- For development subject to the Lands Department Consent Scheme, the vendor is required to notify the purchaser in writing that the vendor is in a position validly to assign the property within one month after the issue of the Certificate of Compliance or the Consent to Assign, whichever first happens; or
- For development not subject to the Lands Department Consent Scheme, the vendor is required to notify the purchaser in writing that the vendor is in a position validly to assign the property within 6 months after the issue of the Occupation Document including Occupation Permit.
- The mandatory provisions to be incorporated in an ASP as required by the Ordinance include a provision requiring completion of the sale and purchase within 14 days after the date of the notification aforesaid. Upon completion, the vendor shall arrange handover of the property to the purchaser.
- Authorized Person (AP) may grant extension(s) of time for completion of the development beyond the estimated material date.
  - The mandatory provisions to be incorporated in an ASP as required by the Ordinance include a provision that the AP of a development may grant an extension of time for completion of the development beyond the estimated material date having regard to delays caused exclusively by any one or more of the following reasons:
    - strike or lock-out of workmen;
    - riots or civil commotion;
    - force majeure or Act of God;
    - fire or other accident beyond the vendor’s control;
    - war; or
    - inclement weather.
  - The AP may grant more than once such an extension of time depending on the circumstances. That means handover of the property may be delayed.
  - The mandatory provisions to be incorporated in an ASP as required by the Ordinance also include a provision requiring the vendor to, within 14 days after the issue of an extension of time granted by the AP, furnish the purchaser with a copy of the relevant certificate of extension.
- Ask the vendor if there are any questions on handing over date.

<sup>3</sup> Generally speaking, “material date” means the date on which the conditions of the land grant are complied with in respect of the development, or the date on which the development is completed in all respects in compliance with the approved building plans or the conditions subject to which the certificate of exemption is issued. For details, please refer to section 2 of the Ordinance.



# NOTES TO PURCHASERS OF FIRST-HAND RESIDENTIAL PROPERTIES

## 一手住宅物業買家須知

### For first-hand completed residential properties

#### 16. Vendor's information form

- Ensure that you obtain the “vendor's information form(s)” printed within the previous 3 months in relation to the residential property/properties you intend to purchase.

#### 17. Viewing of property

- Ensure that, before you purchase a residential property, you are arranged to view the residential property that you would like to purchase or, if it is not reasonably practicable to view the property in question, a comparable property in the development, unless you agree in writing that the vendor is not required to arrange such a comparable property for viewing for you. You are advised to think carefully before signing any waiver.
- You may take measurements, take photographs or make video recordings of the property, unless the property is held under a tenancy or reasonable restriction(s) is/are needed to ensure safety of the persons viewing the property.

For complaints and enquiries relating to the sales of first-hand residential properties by the vendors which the Ordinance applies, please contact the Sales of First-hand Residential Properties Authority -

Website	: <a href="http://www.srpa.gov.hk">www.srpa.gov.hk</a>
Telephone	: 2817 3313
Email	: <a href="mailto:enquiry_srpa@hd.gov.hk">enquiry_srpa@hd.gov.hk</a>
Fax	: 2219 2220

Other useful contacts:

<b>Consumer Council</b>	
Website	: <a href="http://www.consumer.org.hk">www.consumer.org.hk</a>
Telephone	: 2929 2222
Email	: <a href="mailto:cc@consumer.org.hk">cc@consumer.org.hk</a>
Fax	: 2856 3611
<b>Estate Agents Authority</b>	
Website	: <a href="http://www.eaa.org.hk">www.eaa.org.hk</a>
Telephone	: 2111 2777
Email	: <a href="mailto:enquiry@eaa.org.hk">enquiry@eaa.org.hk</a>
Fax	: 2598 9596
<b>Real Estate Developers Association of Hong Kong</b>	
Telephone	: 2826 0111
Fax	: 2845 2521

# NOTES TO PURCHASERS OF FIRST-HAND RESIDENTIAL PROPERTIES

## 一手住宅物業買家須知

您在購置一手住宅物業之前，應留意下列事項：

### 適用於所有一手住宅物業

#### 1. 重要資訊

- 瀏覽一手住宅物業銷售資訊網（下稱「銷售資訊網」）（網址：[www.srpe.gov.hk](http://www.srpe.gov.hk)），參考「銷售資訊網」內有關一手住宅物業的市場資料。
- 閱覽賣方就該發展項目所指定的互聯網網站內的有關資訊，包括售樓說明書、價單、載有銷售安排的文件，及成交紀錄冊。
- 發展項目的售樓說明書，會在該項目的出售日期前最少七日向公眾發布，而有關價單和銷售安排，亦會在該項目的出售日期前最少三日公布。
- 在賣方就有關發展項目所指定的互聯網網站，以及「銷售資訊網」內，均載有有關物業成交資料的成交紀錄冊，以供查閱。

#### 2. 費用、按揭貸款和樓價

- 計算置業總開支，包括律師費、按揭費用、保險費，以及印花稅。
- 向銀行查詢可否取得所需的按揭貸款，然後選擇合適的還款方式，並小心計算按揭貸款金額，以確保貸款額沒有超出本身的負擔能力。
- 查閱同類物業最近的成交價格，以作比較。
- 向賣方或地產代理瞭解，您須付予賣方或該發展項目的管理人的預計的管理費、管理費上期金額（如有）、特別基金金額（如有）、補還的水、電力及氣體按金（如有）、以及/或清理廢料的費用（如有）。

#### 3. 價單、支付條款，以及其他財務優惠

- 賣方未必會把價單所涵蓋的住宅物業悉數推售，因此應留意有關的銷售安排，以了解賣方會推售的住宅物業為何。賣方會在有關住宅物業推售日期前最少三日公布銷售安排。
- 留意價單所載列的支付條款。倘買家可就購置有關住宅物業而連帶獲得價格折扣、贈品，或任何財務優惠或利益，上述資訊亦會在價單內列明。
- 如您擬選用由賣方指定的財務機構提供的各類按揭貸款計劃，在簽訂臨時買賣合約前，應先細閱有關價單內列出的按揭貸款計劃資料<sup>1</sup>。如就該些按揭貸款計劃的詳情有任何疑問，應在簽訂臨時買賣合約前，直接向有關財務機構查詢。

#### 4. 物業的面積及四周環境

- 留意載於售樓說明書和價單內的物業面積資料，以及載於價單內的每平方呎/每平方米售價。根據《一手住宅物業銷售條例》（第621章）（下稱「條例」），賣方只可以實用面積表達住宅物業的面積和每平方呎及平方米的售價。就住宅物業而言，實用面積指該住宅物業的樓面面積，

包括在構成該物業的一部分的範圍內的以下每一項目的樓面面積：（i）露台；（ii）工作平台；以及（iii）陽台。實用面積並不包括空調機房、窗台、閣樓、平台、花園、停車位、天台、梯屋、前庭或庭院的每一項目的面積，即使該些項目構成該物業的一部分的範圍。

- 售樓說明書必須顯示發展項目中所有住宅物業的樓面平面圖。在售樓說明書所載有關發展項目中住宅物業的每一份樓面平面圖，均須述明每個住宅物業的外部 and 內部尺寸<sup>2</sup>。售樓說明書所提供有關住宅物業外部和內部的尺寸，不會把批盪和裝飾物料包括在內。買家收樓前如欲購置家具，應留意這點。
- 親臨發展項目的所在地實地視察，以了解有關物業的四周環境（包括交通和社區設施）；亦應查詢有否任何城市規劃方案和議決，會對有關的物業造成影響；參閱載於售樓說明書內的位置圖、鳥瞰照片、分區計劃大綱圖，以及橫截面圖。

#### 5. 售樓說明書

- 確保所取得的售樓說明書屬最新版本。根據條例，提供予公眾的售樓說明書必須是在之前的三個月之內印製或檢視、或檢視及修改。
- 閱覽售樓說明書，並須特別留意以下資訊：
  - 售樓說明書內有否關於「有關資料」的部分，列出賣方知悉但並非為一般公眾人士所知悉，關於相當可能對享有有關住宅物業造成重大影響的事宜的資料。請注意，已在土地註冊處註冊的文件，其內容不會被視為「有關資料」；
  - 橫截面圖會顯示有關建築物相對毗連該建築物的每條街道的橫截面，以及每條上述街道與已知基準面和該建築物最低的一層住宅樓層的水平相對的水平。橫截面圖能以圖解形式，顯示出建築物最低一層住宅樓層和街道水平的高低差距，不論該最低住宅樓層以何種方式命名；
  - 室內和外部的裝置、裝修物料和設備；
  - 管理費按甚麼基準分擔；
  - 小業主有否責任或需要分擔管理、營運或維持有關發展項目以內或以外的公眾休憩用地或公共設施的開支，以及有關公眾休憩用地或公共設施的位置；以及
  - 小業主是否須要負責維修斜坡。

<sup>1</sup> 按揭貸款計劃的資料包括有關按揭貸款計劃對借款人的最低收入的要求、就第一按揭連同第二按揭可獲得的按揭貸款金額上限、最長還款年期、整個還款期內的按揭利率變化，以及申請人須繳付的手續費。

<sup>2</sup> 根據條例附表1第1部第10(2)(d)條述明，售樓說明書內顯示的發展項目中的住宅物業的每一份樓面平面圖須述明以下各項—  
(i) 每個住宅物業的外部尺寸；  
(ii) 每個住宅物業的內部尺寸；  
(iii) 每個住宅物業的內部間隔的厚度；  
(iv) 每個住宅物業內個別分隔室的外部尺寸。  
根據條例附表1第1部第10(3)條，如有關發展項目的經批准的建築圖則，提供條例附表1第1部第10(2)(d)條所規定的資料，樓面平面圖須述明如此規定的該資料。



# NOTES TO PURCHASERS OF FIRST-HAND RESIDENTIAL PROPERTIES

## 一手住宅物業買家須知

### 6. 政府批地文件和公契

- 閱覽政府批地文件和公契（或公契擬稿）。公契內載有天台和外牆業權等相關資料。賣方會在售樓處提供政府批地文件和公契（或公契擬稿）的複本，供準買家免費閱覽。
- 留意政府批地文件內所訂明小業主是否須要負責支付地稅。
- 留意公契內訂明有關物業內可否飼養動物。

### 7. 售樓處內有關可供揀選住宅物業的資料

- 向賣方查詢清楚有哪些一手住宅物業可供揀選。若賣方在售樓處內展示「消耗表」，您可從該「消耗表」得悉在每個銷售日的銷售進度資料，包括在該個銷售日開始時有哪些住宅物業可供出售，以及在該個銷售日內有哪些住宅物業已獲揀選及售出。
- 切勿隨便相信有關發展項目銷情的傳言，倉卒簽立臨時買賣合約。

### 8. 成交紀錄冊

- 留意發展項目的成交紀錄冊。賣方須於臨時買賣合約訂立後的24小時內，於紀錄冊披露該臨時買賣合約的資料，以及於買賣合約訂立後一個工作天內，披露該買賣合約的資料。您可透過成交紀錄冊得悉發展項目的銷售情況。
- 切勿將賣方接獲用作登記的購樓意向書或本票的數目視為銷情指標。發展項目的成交紀錄冊才是讓公眾掌握發展項目每日銷售情況的最可靠資料來源。

### 9. 買賣合約

- 確保臨時買賣合約和買賣合約包含條例所規定的強制性條文。
- 留意有關物業買賣交易所包括的裝置、裝修物料和設備，須在臨時買賣合約和買賣合約上列明。
- 留意夾附於買賣合約的圖則。該圖則會顯示所有賣方售予您的物業面積，而該面積通常較該物業的實用面積為大。
- 訂立臨時買賣合約時，您須向擁有人（即賣方）支付樓價**5%**的臨時訂金。
- 如您在訂立臨時買賣合約後**五個工作日**（工作日指並非公眾假日、星期六、黑色暴雨警告日或烈風警告日的日子）之內，沒有簽立買賣合約，該臨時買賣合約即告終止，有關臨時訂金（即樓價的5%）會被沒收，而擁有人（即賣方）不得因您沒有簽立買賣合約而對您提出進一步申索。
- 在訂立臨時買賣合約後的五個工作日之內，倘您簽立買賣合約，則擁有人（即賣方）必須在訂立該臨時買賣合約後的八個工作日之內簽立買賣合約。
- 有關的訂金，應付予負責為所涉物業擔任保證金保存人的律師事務所。

### 10. 表達購樓意向

- 留意在賣方（包括其獲授權代表）就有關住宅物業向公眾提供價單前，賣方不得尋求或接納任何對有關住宅物業的購樓意向（不論是否屬明確選擇購樓意向）。因此您不應向賣方或其授權代表提出有關意向。
- 留意在有關住宅物業的銷售開始前，賣方（包括其獲授權代表）不得尋求或接納任何對該物業的有明確選擇購樓意向。因此您不應向賣方或其授權代表提出有關意向。

### 11. 委託地產代理

- 留意倘賣方委任一個或多於一個地產代理，以協助銷售其發展項目內任何指明住宅物業，該發展項目的價單必須列明在價單印刷日期當日所有獲委任為地產代理的姓名/名稱。
- 您可委託任何地產代理（不一定是賣方所指定的地產代理），以協助您購置發展項目內任何指明住宅物業；您亦可不委託任何地產代理。
- 委託地產代理以物色物業前，您應該 —
  - 了解該地產代理是否只代表您行事。該地產代理若同時代表賣方行事，倘發生利益衝突，未必能夠保障您的最大利益；
  - 了解您須否支付佣金予該地產代理。若須支付，有關的佣金金額和支付日期為何；以及
  - 留意只有持牌地產代理或營業員才可以接受您的委託。如有疑問，應要求該地產代理或營業員出示其「地產代理證」，或瀏覽地產代理監管局的網頁（網址：[www.eaa.org.hk](http://www.eaa.org.hk)），查閱牌照目錄。

### 12. 委聘律師

- 考慮自行委聘律師，以保障您的利益。該律師若同時代表賣方行事，倘發生利益衝突，未必能夠保障您的最大利益。
- 比較不同律師的收費。

### 適用於一手未落成住宅物業

### 13. 預售樓花同意書

- 洽購地政總署「預售樓花同意方案」下的未落成住宅物業時，應向賣方確認地政總署是否已就該發展項目批出「預售樓花同意書」。

### 14. 示範單位

- 賣方不一定須設置示範單位供準買家或公眾參觀，但賣方如為某指明住宅物業設置示範單位，必須首先設置該住宅物業的無改動示範單位，才可設置該住宅物業的經改動示範單位，並可以就該住宅物業設置多於一個經改動示範單位。

# NOTES TO PURCHASERS OF FIRST-HAND RESIDENTIAL PROPERTIES

## 一手住宅物業買家須知

- 參觀示範單位時，務必視察無改動示範單位，以便與經改動示範單位作出比較。然而，條例並沒有限制賣方安排參觀無改動示範單位及經改動示範單位的先後次序。
- 賣方設置示範單位供公眾參觀時，應已提供有關發展項目的售樓說明書。因此，緊記先行索取售樓說明書，以便在參觀示範單位時參閱相關資料。
- 您可以在無改動示範單位及經改動示範單位中進行量度，並在無改動示範單位內拍照或拍攝影片，惟在確保示範單位參觀者人身安全的前提下，賣方可能會設定合理的限制。

### 適用於一手未落成住宅物業及尚待符合條件的已落成住宅物業

#### 15. 預計關鍵日期及收樓日期

- 查閱售樓說明書中有關發展項目的預計關鍵日期<sup>3</sup>。
  - 售樓說明書中有關發展項目的預計關鍵日期並不同買家的「收樓日期」。買家的「收樓日期」必定較發展項目的預計關鍵日期遲。
- 收樓日期
  - 條例規定買賣合約須載有強制性條文，列明賣方須於買賣合約內列出的預計關鍵日期後的14日內，以書面為發展項目申請佔用文件、合格證明書，或地政總署署長的轉讓同意（視屬何種情況而定）。
    - 如發展項目屬地政總署預售樓花同意方案所規管，賣方須在合格證明書或地政總署署長的轉讓同意發出後的一個月內（以較早者為準），就賣方有能力有效地轉讓有關物業一事，以書面通知買家；或
    - 如發展項目並非屬地政總署預售樓花同意方案所規管，賣方須在佔用文件（包括佔用許可證）發出後的六個月內，就賣方有能力有效地轉讓有關物業一事，以書面通知買家。
  - 條例規定買賣合約須載有強制性條文，列明有關物業的買賣須於賣方發出上述通知的日期的14日內完成。有關物業的買賣完成後，賣方將安排買家收樓事宜。
- 認可人士可批予在預計關鍵日期之後完成發展項目
  - 條例規定買賣合約須載有強制性條文，列明發展項目的認可人士可以在顧及純粹由以下一個或多於一個原因所導致的延遲後，批予在預計關鍵日期之後，完成發展項目：
    - 工人罷工或封閉工地；
    - 暴動或內亂；
    - 不可抗力或天災；
    - 火警或其他賣方所不能控制的意外；

- 戰爭；或
- 惡劣天氣。
- 發展項目的認可人士可以按情況，多於一次批予延後預計關鍵日期以完成發展項目，即收樓日期可能延遲。
- 條例規定買賣合約須載有強制性條文，列明賣方須於認可人士批予延期後的14日內，向買家提供有關延期證明書的文本。

- 如對收樓日期有任何疑問，可向賣方查詢。

### 適用於一手已落成住宅物業

#### 16. 賣方資料表格

- 確保取得最近三個月內印製有關您擬購買的一手已落成住宅物業的「賣方資料表格」。

#### 17. 參觀物業

- 購置住宅物業前，確保已獲安排參觀您打算購置的住宅物業。倘參觀有關物業並非合理地切實可行，則應參觀與有關物業相若的物業，除非您以書面同意賣方無須開放與有關物業相若的物業供您參觀。您應仔細考慮，然後才決定是否簽署豁免上述規定的書面同意。
- 除非有關物業根據租約持有，或為確保物業參觀者的人身安全而須設定合理限制，您可以對該物業進行量度、拍照或拍攝影片。

任何與賣方銷售受條例所規管的一手住宅物業有關的投訴和查詢，請與一手住宅物業銷售監管局聯絡。

網址	: www.srpa.gov.hk
電話	: 2817 3313
電郵	: enquiry_srpa@hd.gov.hk
傳真	: 2219 2220

<sup>3</sup> 一般而言，「關鍵日期」指該項目符合批地文件的條件的日期，或該項目在遵照經批准的建築圖則的情況下或按照豁免證明書的發出的條件在各方面均屬完成的日期。有關詳情請參閱條例第2條。



# NOTES TO PURCHASERS OF FIRST-HAND RESIDENTIAL PROPERTIES

## 一手住宅物業買家須知

其他相關聯絡資料：

<b>消費者委員會</b>	
網址	: <a href="http://www.consumer.org.hk">www.consumer.org.hk</a>
電話	: 2929 2222
電郵	: <a href="mailto:cc@consumer.org.hk">cc@consumer.org.hk</a>
傳真	: 2856 3611
<b>地產代理監管局</b>	
網址	: <a href="http://www.eaa.org.hk">www.eaa.org.hk</a>
電話	: 2111 2777
電郵	: <a href="mailto:enquiry@eaa.org.hk">enquiry@eaa.org.hk</a>
傳真	: 2598 9596
<b>香港地產建設商會</b>	
電話	: 2826 0111
傳真	: 2845 2521

運輸及房屋局  
一手住宅物業銷售監管局  
2017年8月

# INFORMATION ON THE DEVELOPMENT

## 發展項目的資料

### Name of the Development

TRIAZZA

### Name of the street and the street number

383 Tai Po Road

### The Development consists of multi-unit buildings

#### Total number of storeys of each multi-unit building

Block 1 contains 4 storeys (including Ground Floor but excluding Basement, Roof Floor and Top Roof Floor).

Block 2 contains 8 storeys (including Basement and Ground Floor but excluding Roof Floor and Top Roof Floor).

Block 3 contains 3 storeys (excluding Basement, Ground Floor, Roof Floor and Top Roof Floor).

#### The floor numbering in each multi-unit building as provided in the approved building plans for the Development

Block 1 contains B1/F, G/F, 1/F, 2/F, 3/F, Roof Floor and Top Roof Floor.

Block 2 contains B4/F, B3/F, B2/F, B1/F, G/F, 1/F, 2/F, 3/F, Roof Floor and Top Roof Floor.

Block 3 contains B1/F, G/F, 1/F, 2/F, 3/F, Roof Floor and Top Roof Floor.

#### The omitted floor numbers in each multi-unit building

Not Applicable

#### The Refuge floors (if any) of each multi-unit building

Not Applicable

### 發展項目名稱

翠雅山

### 街道名稱及門牌號數

大埔道383號

### 發展項目有多單位建築物

#### 每幢多單位建築物的樓層的總數

大廈第1座設有4層 (包括地下，但不包括地庫、天台層及天台頂層)。

大廈第2座設有8層 (包括地庫及地下，但不包括天台層及天台頂層)。

大廈第3座設有3層 (不包括地庫、地下、天台層及天台頂層)。

#### 發展項目的經批准的建築圖則所規定的每幢多單位建築物內的樓層號數

大廈第1座設有地下1層、地下、1樓、2樓、3樓、天台層及天台頂層。

大廈第2座設有地下4層、地下3層、地下2層、地下1層、地下、1樓、2樓、3樓、天台層及天台頂層。

大廈第3座設有地下1層、地下、1樓、2樓、3樓、天台層及天台頂層。

#### 每幢多單位建築物內被略去的樓層號數

不適用

#### 每幢多單位建築物內的庇護層 (如有的話)

不適用



# INFORMATION ON VENDOR AND OTHERS INVOLVED IN THE DEVELOPMENT

賣方及有參與發展項目的其他人的資料

## Vendor

Top Dollars Development Limited

## Holding company of the vendor

Sino March Development Corp.  
TSI Limited

## Authorized person for the Development

Mr. Kam Hing Pong Thomas

## The firm or corporation of which an authorized person for the Development is a proprietor, director or employee in his or her professional capacity

CYS Associates (Hong Kong) Limited

## Building contractor for the Development

Unistress Building Construction Limited

## The firm of solicitors acting for the owner in relation to the sale of residential properties in the Development

Woo Kwan Lee & Lo

## Any authorized institution that has made a loan, or has undertaken to provide finance, for the construction of the Development

Hang Seng Bank Limited

## Any other person who has made a loan for the construction of the Development

Sino March Development Corp.

## 賣方

大銀地產發展有限公司

## 賣方的控權公司

Sino March Development Corp.  
TSI Limited

## 發展項目的認可人士

甘慶邦先生

## 發展項目的認可人士以其專業身份擔任經營人、董事或僱員的商號或法團

周余石(香港)有限公司

## 發展項目的承建商

聯力建築有限公司

## 就發展項目中的住宅物業的出售而代表擁有人行事的律師事務所

胡關李羅律師行

## 已為發展項目的建造提供貸款或已承諾為該項建造提供融資的認可機構

恒生銀行有限公司

## 已為發展項目的建造提供貸款的任何其他人

Sino March Development Corp.

# RELATIONSHIP BETWEEN PARTIES INVOLVED IN THE DEVELOPMENT

有參與發展項目的各方的關係

(a)	The vendor or a building contractor for the Development is an individual, and that vendor or contractor is an immediate family member of an authorized person for the Development 賣方或有關發展項目的承建商屬個人，並屬該項目的認可人士的家人	Not Applicable 不適用
(b)	The vendor or a building contractor for the Development is a partnership, and a partner of that vendor or contractor is an immediate family member of such an authorized person 賣方或該項目的承建商屬合夥，而該賣方或承建商的合夥人屬上述認可人士的家人	Not Applicable 不適用
(c)	The vendor or a building contractor for the Development is a corporation, and a director or the secretary of that vendor or contractor (or a holding company of that vendor) is an immediate family member of such an authorized person 賣方或該項目的承建商屬法團，而該賣方或承建商(或該賣方的控權公司)的董事或秘書屬上述認可人士的家人	No 否
(d)	The vendor or a building contractor for the Development is an individual, and that vendor or contractor is an immediate family member of an associate of such an authorized person 賣方或該項目的承建商屬個人，並屬上述認可人士的有聯繫人士的家人	Not Applicable 不適用
(e)	The vendor or a building contractor for the Development is a partnership, and a partner of that vendor or contractor is an immediate family member of an associate of such an authorized person 賣方或該項目的承建商屬合夥，而該賣方或承建商的合夥人屬上述認可人士的有聯繫人士的家人	Not Applicable 不適用
(f)	The vendor or a building contractor for the Development is a corporation, and a director or the secretary of that vendor or contractor (or a holding company of that vendor) is an immediate family member of an associate of such an authorized person 賣方或該項目的承建商屬法團，而該賣方或承建商(或該賣方的控權公司)的董事或秘書屬上述認可人士的有聯繫人士的家人	No 否
(g)	The vendor or a building contractor for the Development is an individual, and that vendor or contractor is an immediate family member of a proprietor of a firm of solicitors acting for the owner in relation to the sale of residential properties in the Development 賣方或該項目的承建商屬個人，並屬就該項目內的住宅物業的出售代表擁有人行事的律師事務所行事的經營人的家人	Not Applicable 不適用
(h)	The vendor or a building contractor for the Development is a partnership, and a partner of that vendor or contractor is an immediate family member of a proprietor of a firm of solicitors acting for the owner in relation to the sale of residential properties in the Development 賣方或該項目的承建商屬合夥，而該賣方或承建商的合夥人屬就該項目內的住宅物業的出售代表擁有人行事的律師事務所行事的經營人的家人	Not Applicable 不適用
(i)	The vendor or a building contractor for the Development is a corporation, and a director or the secretary of that vendor or contractor (or a holding company of that vendor) is an immediate family member of a proprietor of such a firm of solicitors 賣方或該項目的承建商屬法團，而該賣方或承建商(或該賣方的控權公司)的董事或秘書屬上述律師事務所的經營人的家人	No 否
(j)	The vendor, a holding company of the vendor, or a building contractor for the Development, is a private company, and an authorized person for the Development, or an associate of such an authorized person, holds at least 10% of the issued shares in that vendor, holding company or contractor 賣方、賣方的控權公司或有關發展項目的承建商屬私人公司，而該項目的認可人士或該認可人士的有聯繫人士持有該賣方、控權公司或承建商最少10%的已發行股份	No 否
(k)	The vendor, a holding company of the vendor, or a building contractor for the Development, is a listed company, and such an authorized person, or such an associate, holds at least 1% of the issued shares in that vendor, holding company or contractor 賣方、賣方的控權公司或該項目的承建商屬上市公司，而上述認可人士或上述有聯繫人士持有該賣方、控權公司或承建商最少1%的已發行股份	Not Applicable 不適用
(l)	The vendor or a building contractor for the Development is a corporation, and such an authorized person, or such an associate, is an employee, director or secretary of that vendor or contractor or of a holding company of that vendor 賣方或該項目的承建商屬法團，而上述認可人士或上述有聯繫人士屬該賣方、承建商或該賣方的控權公司的僱員、董事或秘書	No 否
(m)	The vendor or a building contractor for the Development is a partnership, and such an authorized person, or such an associate, is an employee of that vendor or contractor 賣方或該項目的承建商屬合夥，而上述認可人士或上述有聯繫人士屬該賣方或承建商的僱員	Not Applicable 不適用



# RELATIONSHIP BETWEEN PARTIES INVOLVED IN THE DEVELOPMENT

有參與發展項目的各方的關係

(n)	<p>The vendor, a holding company of the vendor, or a building contractor for the Development, is a private company, and a proprietor of a firm of solicitors acting for the owner in relation to the sale of residential properties in the Development holds at least 10% of the issued shares in that vendor, holding company or contractor</p> <p>賣方、賣方的控權公司或該項目的承建商屬私人公司，而就該項目中的住宅物業的出售而代表擁有人行事的律師事務所的經營人持有該賣方、控權公司或承建商最少10%的已發行股份</p>	No 否
(o)	<p>The vendor, a holding company of the vendor, or a building contractor for the Development, is a listed company, and a proprietor of such a firm of solicitors holds at least 1% of the issued shares in that vendor, holding company or contractor</p> <p>賣方、賣方的控權公司或該項目的承建商屬上市公司，而上述律師事務所的經營人持有該賣方、控權公司或承建商最少1%的已發行股份</p>	Not Applicable 不適用
(p)	<p>The vendor or a building contractor for the Development is a corporation, and a proprietor of such a firm of solicitors is an employee, director or secretary of that vendor or contractor or of a holding company of that vendor</p> <p>賣方或該項目的承建商屬法團，而上述律師事務所的經營人屬該賣方或承建商或該賣方的控權公司的僱員、董事或秘書</p>	No 否
(q)	<p>The vendor or a building contractor for the Development is a partnership, and a proprietor of such a firm of solicitors is an employee of that vendor or contractor</p> <p>賣方或該項目的承建商屬合夥，而上述律師事務所的經營人屬該賣方或承建商的僱員</p>	Not Applicable 不適用
(r)	<p>The vendor or a building contractor for the Development is a corporation, and the corporation of which an authorized person for the Development is a director or employee in his or her professional capacity is an associate corporation of that vendor or contractor or of a holding company of that vendor</p> <p>賣方或該項目的承建商屬法團，而該項目的認可人士以其專業身份擔任董事或僱員的法團為該賣方或承建商或該賣方的控權公司的有聯繫法團</p>	No 否
(s)	<p>The vendor or a building contractor for the Development is a corporation, and that contractor is an associate corporation of that vendor or of a holding company of that vendor</p> <p>賣方或該項目的承建商屬法團，而該承建商屬該賣方或該賣方的控權公司的有聯繫法團</p>	No 否

# INFORMATION ON DESIGN OF THE DEVELOPMENT

## 發展項目的設計的資料

There is no non-structural prefabricated external wall or curtain wall forming part of the enclosing walls of the Development.

發展項目沒有構成圍封牆的一部分的非結構的預製外牆或幕牆。

# INFORMATION ON PROPERTY MANAGEMENT

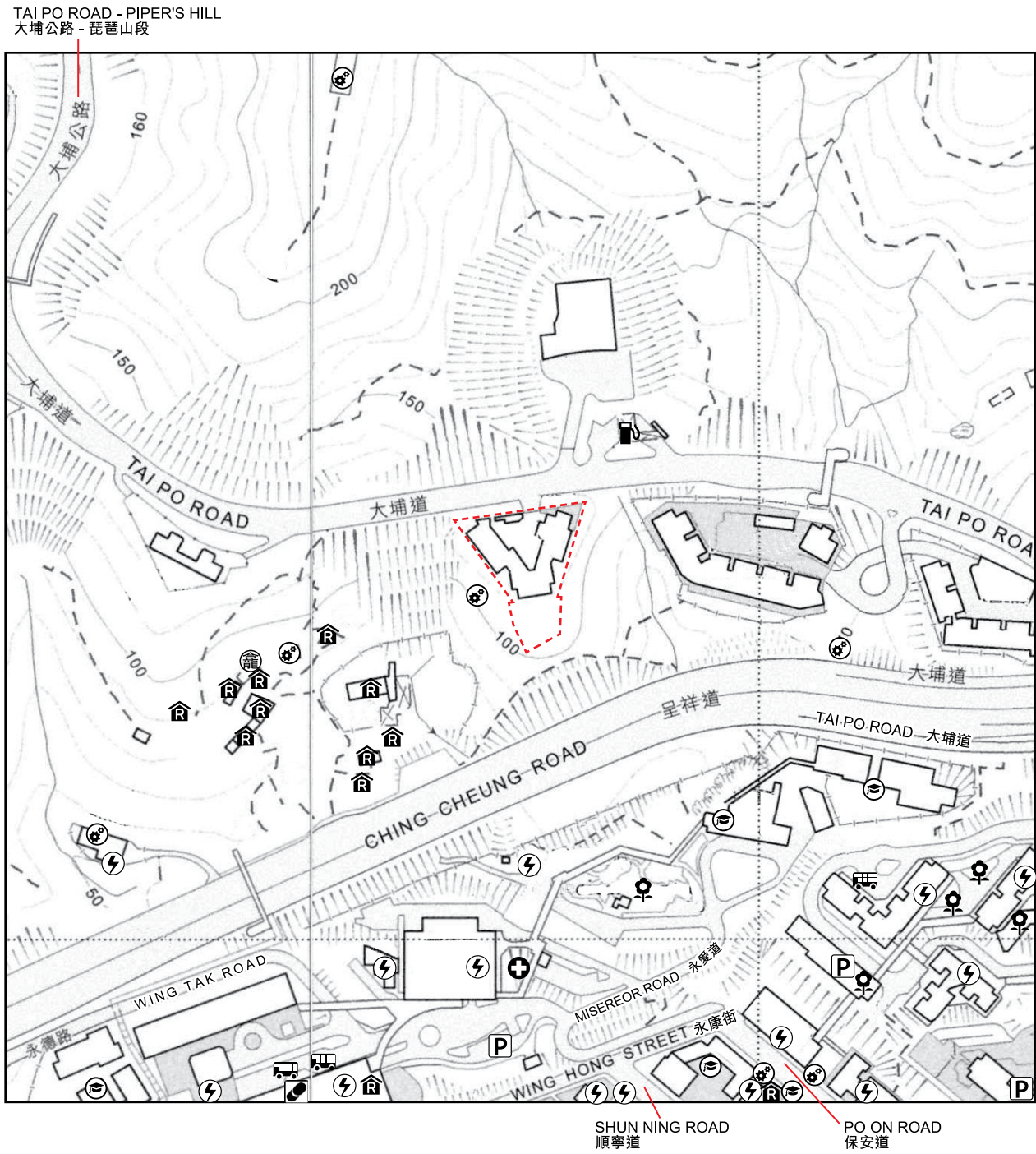
## 物業管理的資料

Jones Lang LaSalle Management Services Limited is appointed as the Manager of the Development under the latest draft Deed of Mutual Covenant as at the date on which the sales brochure is printed.

根據有關公契在本售樓說明書的印製日期的最新擬稿，仲量聯行物業管理有限公司獲委任為發展項目的管理人。

# LOCATION PLAN OF THE DEVELOPMENT

## 發展項目的所在位置圖



The above Location Plan is prepared based on a reproduction of Survey Sheet from Survey and Mapping Office of Lands Department Nos. 11-NW-A and 11-NW-B dated 23 April 2019 with adjustments where necessary.

上述所在位置圖是參考於2019年4月23日出版之地政總署測繪處之測繪圖，編號11-NW-A及編號11-NW-B，複印後修正處理。

## Legend 圖例

- |   |   |
|---|---|
| Public Carpark (including Lorry Park)<br>公眾停車場 (包括貨車停泊處)                              | Clinic<br>診療所                                 |
| Power Plant (including Electricity Sub-stations)<br>發電廠 (包括電力分站)                      | Petrol Filling Station<br>油站                  |
| Public Transport Terminal (including Rail Station)<br>公共交通總站 (包括鐵路車站)                 | School (including Kindergarten)<br>學校 (包括幼稚園) |
| Religious Institution<br>(including Church, Temple and Tsz Tong)<br>宗教場所 (包括教堂、廟宇及祠堂) | Columbarium<br>骨灰龕                            |
| Hospital<br>醫院  | Public Utility Installation<br>公用事業設施裝置       |
| Public Park<br>公園   |   |

- Notes:
- Due to technical reasons as a result of the irregular boundary of the Development, the Location Plan has shown more than the area required under the Residential Properties (First-hand Sales) Ordinance.
  - The map is reproduced with permission of the Director of Lands © The Government of Hong Kong SAR. Licence No. 111/2018.
  - The vendor advises prospective purchasers to conduct on-site visit for a better understanding of the development site, its surrounding environment and the public facilities nearby.


- 備註：
- 因發展項目的不規則界線引致的技術原因，所在位置圖所顯示的範圍多於《一手住宅物業銷售條例》所要求。
  - 地圖版權屬香港特別行政區政府，經地政總署准許複印，版權特許編號111/2018。
  - 賣方建議準買方到該發展地盤作實地考察，以對該發展地盤、其周邊地區環境及附近的公共設施有較佳了解。



# AERIAL PHOTOGRAPH OF THE DEVELOPMENT

## 發展項目的鳥瞰照片

Adopted from part of the aerial photograph taken by the Survey and Mapping Office of Lands Department at a flying height of 6,900 feet, photo No. E045003C, dated 11 September 2018.  
摘錄自地政總署測繪處於2018年9月11日在6,900呎飛行高度拍攝之鳥瞰照片，編號為E045003C。



● Location of the Development  
● 發展項目的位置

Survey and Mapping Office, Lands Department, The Government of HKSAR © Copyright reserved - reproduction by permission only.  
香港特別行政區政府地政總署測繪處©版權所有，未經許可，不得複製。

- Notes:
1. The aerial photograph is available for free inspection during normal office hours at the sales office.
  2. Due to technical reasons as a result of the irregular boundary of the Development, the aerial photograph has shown more than the area required under the Residential Properties (First-hand Sales) Ordinance.
  3. The vendor advises prospective purchasers to conduct on-site visit for a better understanding of the development site, its surrounding environment and the public facilities nearby.

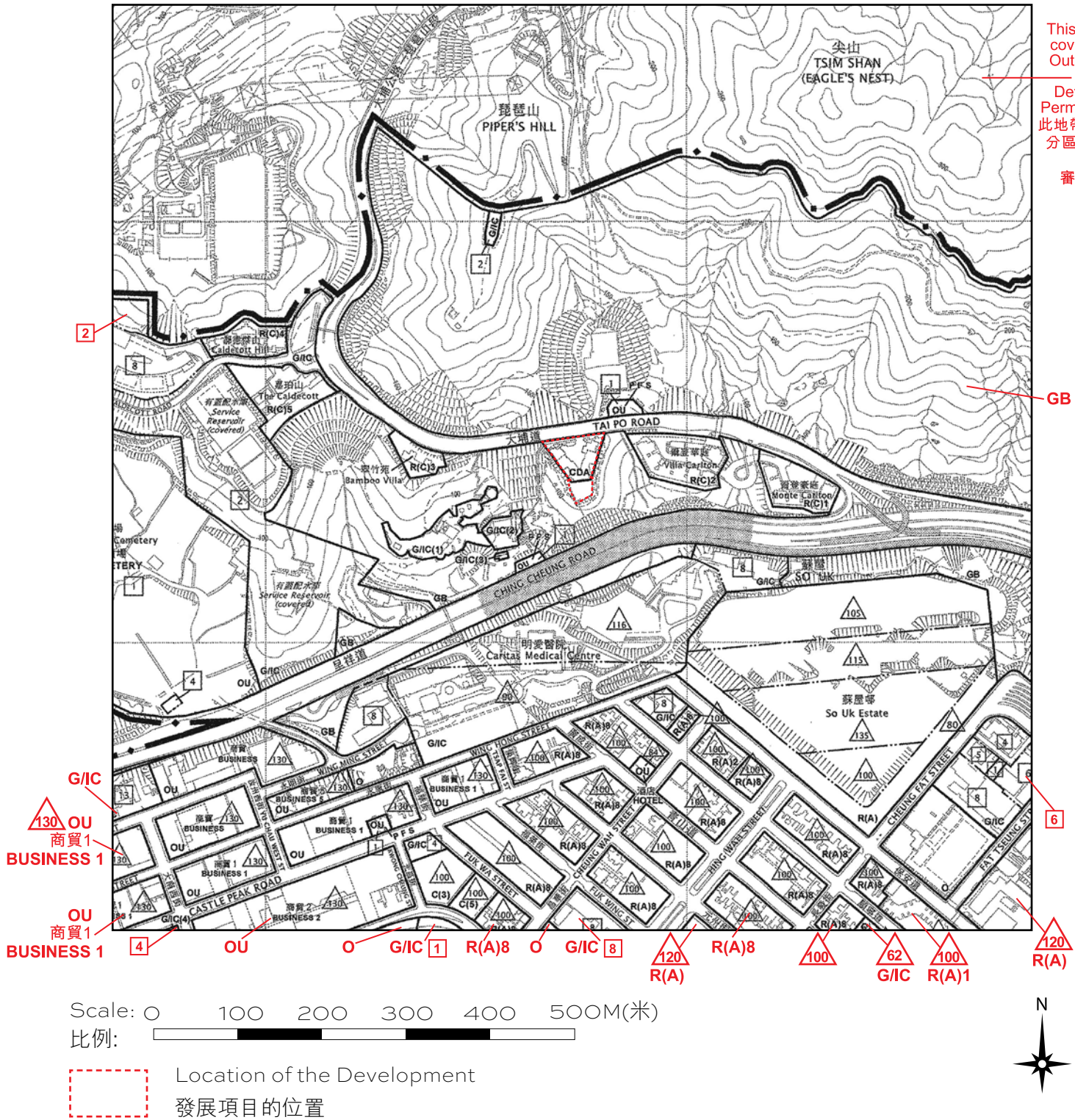
- 備註：
1. 該鳥瞰照片存於售樓處，於正常辦公時間內供免費查閱。
  2. 因發展項目的不規則界線引致的技術原因，鳥瞰照片所顯示的範圍多於《一手住宅物業銷售條例》所要求。
  3. 賣方建議準買方到該發展地盤作實地考察，以對該發展地盤、其周邊地區環境及附近的公共設施有較佳了解。



# OUTLINE ZONING PLAN ETC. RELATING TO THE DEVELOPMENT

關於發展項目的分區計劃大綱圖等

Adopted from part of the approved Cheung Sha Wan Outline Zoning Plan with plan No. S/K5/37 gazetted on 16 December 2016.  
摘錄自2016年12月16日憲報公布之長沙灣分區計劃大綱核准圖，圖則編號為S/K5/37。



## Notation 圖例

### Zones 地帶

<b>C</b>	Commercial 商業
<b>CDA</b>	Comprehensive Development Area 綜合發展區
<b>R(A)</b>	Residential (Group A) 住宅 (甲類)
<b>R(C)</b>	Residential (Group C) 住宅 (丙類)
<b>G/IC</b>	Government, Institution or Community 政府、機構或社區
<b>O</b>	Open Space 休憩用地
<b>OU</b>	Other Specified Uses 其他指定用途
<b>GB</b>	Green Belt 綠化地帶

### Communications 交通

	Major Road and Junction 主要道路及路口
	Elevated Road 高架道路

### Miscellaneous 其他

	Boundary of Planning Scheme 規劃範圍界線
	Building Height Control Zone Boundary 建築物高度管制區界線
	Maximum Building Height (in metres above Principal Datum) 最高建築物高度 (在主水平基準上若干米)
	Maximum Building Height (in number of storeys) 最高建築物高度 (樓層數目)
<b>P F S</b>	Petrol Filling Station 加油站

### Notes :

- The last updated version of the Outline Zoning Plan and the attached schedule as of the date of printing of the sales brochure are available for free inspection during normal office hours at the sales office.
- The map, prepared by the Planning Department under the direction of the Town Planning Board, is reproduced with permission of the Director of Lands. © The Government of Hong Kong SAR.
- The vendor advises prospective purchasers to conduct an on-site visit for a better understanding of the development site, its surrounding environment and the public facilities nearby.
- Due to technical reasons as a result of the irregular boundary of the Development, the Outline Zoning Plan has shown more than the area required under the Residential Properties (First-hand Sales) Ordinance.

### 備註：

- 在印製售樓說明書當日適用的最近更新版本分區計劃大綱圖及其附表存於售樓處，於正常辦公時間內供免費查閱。
- 地圖為規劃署遵照城市規劃委員會指示擬備，版權屬香港特別行政區政府，經地政總署准許複印。
- 賣方建議準買方到該發展地盤作實地考察，以對該發展地盤、其周邊地區環境及附近的公共設施有較佳了解。
- 因發展項目的不規則界線引致的技術原因，分區計劃大綱圖所顯示的範圍多於《一手住宅物業銷售條例》所要求。

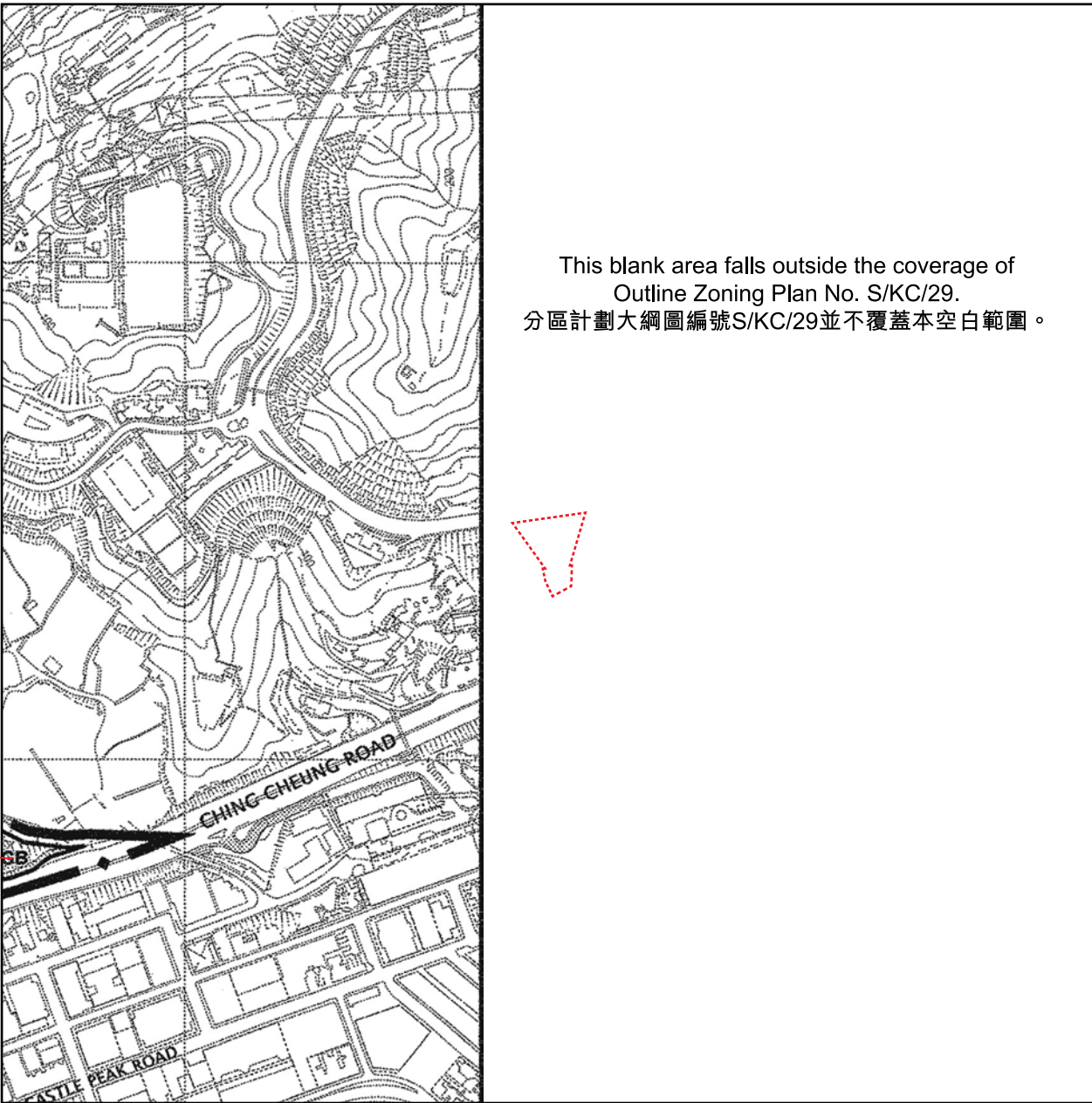


# OUTLINE ZONING PLAN ETC. RELATING TO THE DEVELOPMENT

## 關乎發展項目的分區計劃大綱圖等

Adopted from part of the draft Kwai Chung Outline Zoning Plan with plan No. S/KC/29 gazetted on 19 January 2018.

摘錄自2018年1月19日憲報公布之葵涌分區計劃大綱草圖，圖則編號為S/KC/29。



Scale: 0 100 200 300 400 500M(米)  
比例:

Location of the Development  
發展項目的位置



### Notation 圖例

#### Zones 地帶

Green Belt 綠化地帶

#### Miscellaneous 其他

Boundary of Planning Scheme  
規劃範圍界線

#### Notes :

1. The last updated version of the Outline Zoning Plan and the attached schedule as of the date of printing of the sales brochure are available for free inspection during normal office hours at the sales office.
2. The map, prepared by the Planning Department under the direction of the Town Planning Board, is reproduced with permission of the Director of Lands. © The Government of Hong Kong SAR.
3. The vendor advises prospective purchasers to conduct an on-site visit for a better understanding of the development site, its surrounding environment and the public facilities nearby.
4. Due to technical reasons as a result of the irregular boundary of the Development, the Outline Zoning Plan has shown more than the area required under the Residential Properties (First-hand Sales) Ordinance.

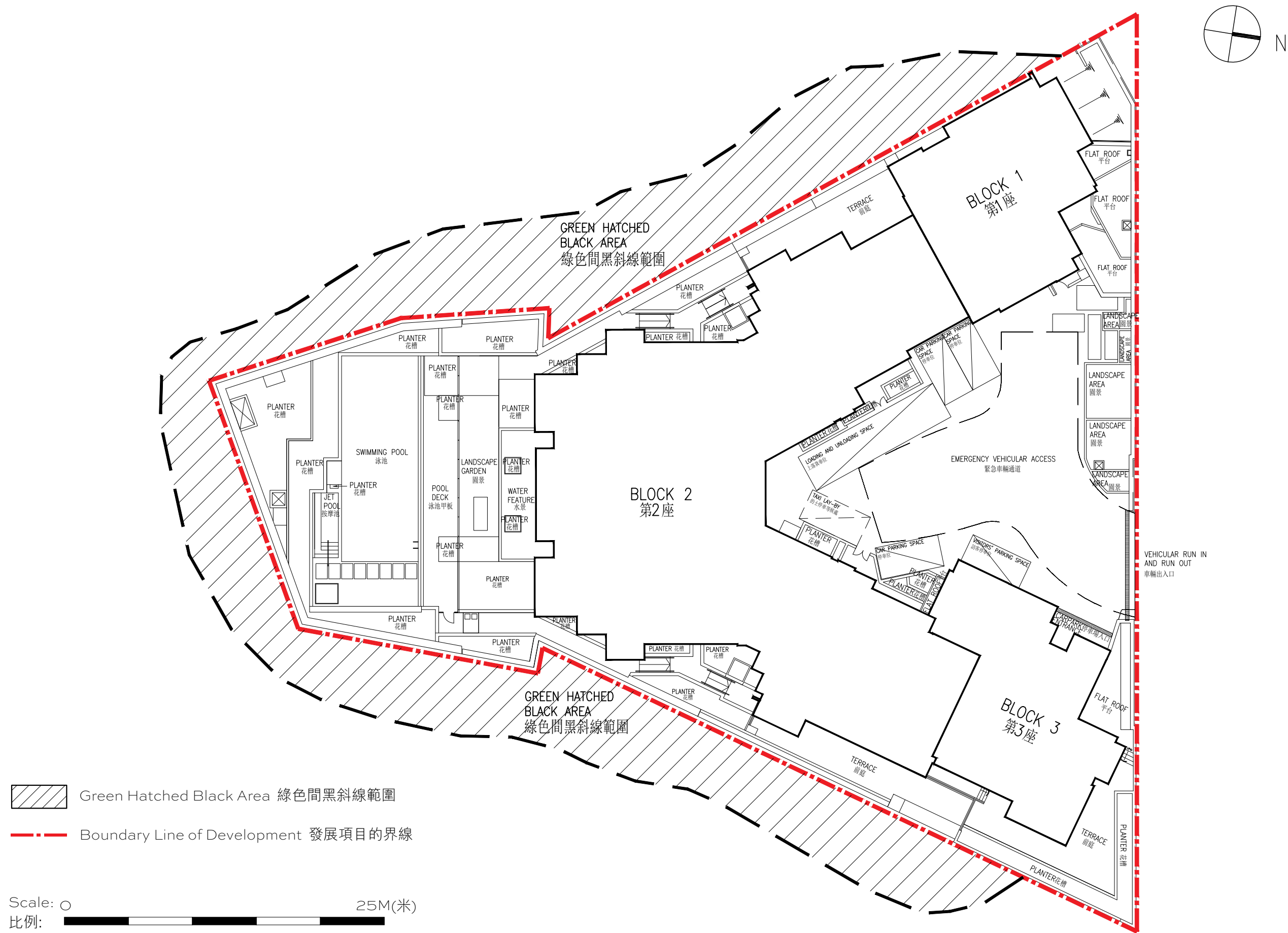
#### 備註：

1. 在印製售樓說明書當日適用的最近更新版本分區計劃大綱圖及其附表存於售樓處，於正常辦公時間內供免費查閱。
2. 地圖為規劃署遵照城市規劃委員會指示擬備，版權屬香港特別行政區政府，經地政總署准許複印。
3. 賣方建議準買方到該發展地盤作實地考察，以對該發展地盤、其周邊地區環境及附近的公共設施有較佳了解。
4. 因發展項目的不規則界線引致的技術原因，分區計劃大綱圖所顯示的範圍多於《一手住宅物業銷售條例》所要求。



# LAYOUT PLAN OF THE DEVELOPMENT

發展項目的布局圖



# FLOOR PLANS OF RESIDENTIAL PROPERTIES IN THE DEVELOPMENT

## 發展項目的住宅物業的樓面平面圖

Notes :

1. There are architectural features, metal grilles and/or exposed pipes on the external walls of some of the floors. For details, please refer to the latest approved building plans.
2. Common pipes exposed and/or enclosed in cladding are located at or adjacent to the balcony and/ or flat roof and/or air-conditioning platform and/or external wall of some residential units. For details, please refer to the latest approved building plans and/or approved drainage plans.
3. There are sunken slabs (for building services of units above) and/or ceiling bulkheads for the air-conditioning fittings and/or mechanical & electrical services at some residential units.
4. Balconies and utility platforms are non-enclosed areas.
5. Symbols of fittings and fitments shown on the floor plans of residential properties such as doors, bathtubs, bathtub mixers, wash basins, water closets, shower cubicles, shower mixers, sink units, cabinets (if any) etc. are prepared based on the latest approved building plans and are for indication of their approximate locations and positions only and not indication of their actual size, design, shapes, scale, dimensions and positions.

附註：

1. 部分樓層外牆範圍設有建築裝飾、金屬格柵及/ 或外露喉管，詳細資料請參考最新批准建築圖則。
2. 部分住宅單位露台及/ 或平台及/ 或冷氣機平台及/ 或外牆上或附近設有外露及/ 或外牆裝飾板內藏之公用喉管，詳細資料請參考最新批准建築圖則及/ 或排水設施圖。
3. 部分住宅單位天花板有跌級樓板 (用以安裝樓上單位之屋宇設備) 及/ 或假天花內裝置空調裝備及/ 或其他機電設備。
4. 露台及工作平台為不可封閉的地方。
5. 樓面平面圖上所顯示該單位裝置符號，如門、浴缸、浴缸水龍頭、洗面盆、座廁、淋浴間、花灑水龍頭、洗滌盆及洗滌盆櫃 (如有) 等乃按最新的經批准的建築圖則繪製，只作顯示大概位置並不代表其實際大小，設計，形狀，比例，尺寸及位置。

### Legend for floor plan 平面圖圖例

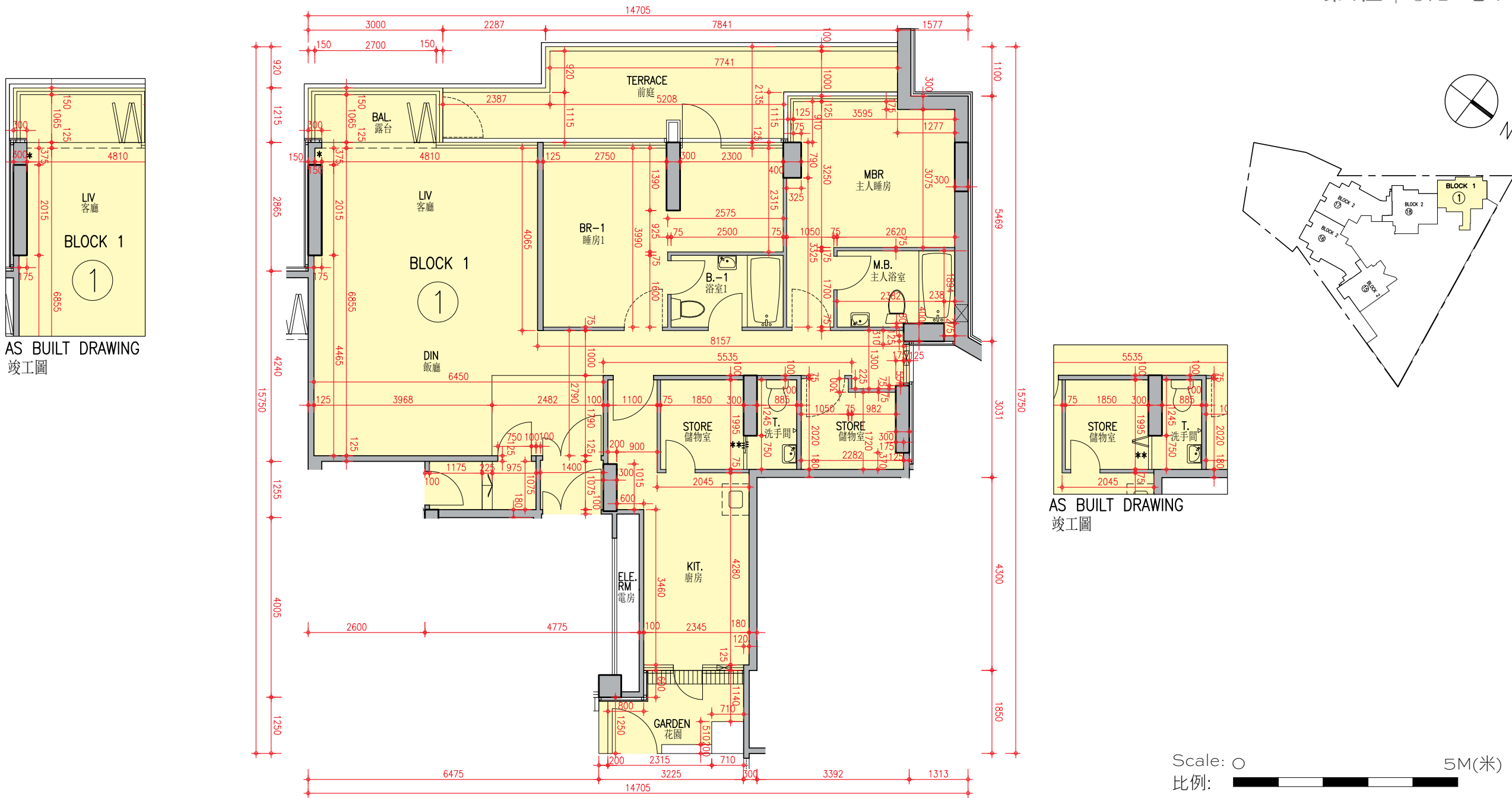
ALUM. FEATURE / ALUM. ARCHITECTURAL FEATURE	ALUMINIUM FEATURE / ALUMINIUM ARCHITECTURAL FEATURE	鋁質建築裝飾
A/C PLATFORM	AIR-CONDITIONING PLATFORM	冷氣機平台
B.-1	BATHROOM 1	浴室1
B.-2	BATHROOM 2	浴室2
B.-3	BATHROOM 3	浴室3
B.-4	BATHROOM 4	浴室4
BR-1	BEDROOM 1	睡房1
BR-2	BEDROOM 2	睡房2
BR-3	BEDROOM 3	睡房3
BAL.	BALCONY	露台
C.L.	CAT LADDER	豎梯
DIN	DINING ROOM	飯廳
DN	DOWN	落
ELE. CABINET	ELECTRICAL CABINET	電力櫃
ELE. RM.	ELECTRICAL ROOM	電房
ELV. RM.	ELECTRICAL LOW VOLTAGE ROOM	低壓電房
F.S. CONTROL ROOM W/ SPRINKLER VALVE	FIRE SERVICE CONTROL ROOM WITH SPRINKLER VALVE	消防控制室及花灑閥
KIT.	KITCHEN	廚房
LIV	LIVING ROOM	客廳
M.B.	MASTER BATHROOM	主人浴室
MBR	MASTER BEDROOM	主人睡房
P.D.	PIPE DUCT	喉管槽
T.	TOILET	洗手間
U.P.	UTILITY PLATFORM	工作平台
U.P. BELOW	UTILITY PLATFORM BELOW	以下為工作平台
UP	UP	上
VOID	VOID	中空

FLOOR PLANS OF RESIDENTIAL PROPERTIES IN THE DEVELOPMENT

發展項目的住宅物業的樓面平面圖

Block 1

第1座 | G/F 地下



Description 描述	Unit 單位
	1
Floor-to-floor height (refer to the height between the top surface of the structural slab of a floor and the top surface of the structural slab of its immediate upper floor) of each residential property (mm) 每個住宅物業的層與層之間的高度 (指該樓層之石屎地台面與上一層石屎地台面之高度距離)(毫米)	3000, 3150
The thickness of the floor slabs (excluding plaster) of each residential property (mm) 每個住宅物業的樓板的厚度 (不包括灰泥)(毫米)	150, 200

Block 1 Unit 1 has been altered by way of minor works or exempted works under the Buildings Ordinance after the completion of the Development. The approximate location of the alteration is indicated on this floor plan. The alteration work includes:

\*\* Change of number of folding door leaves between Store and Toilet.

第1座單位1在發展項目落成後進行小型工程或獲《建築物條例》豁免的工程而有所改動。該等改動的大概位置已於本樓面平面圖中作標示。第1座單位1的改動工程包括：

\*\* 更改儲物室與洗手間之間的摺門門葉數目。

Notes :

1. The internal areas of the residential properties on the upper floors will generally be slightly larger than those on the lower floors because of the reducing thickness of the structural walls on the upper floors.

2. The dimensions in the floor plans are all structural dimensions in millimetre.

備註：

1. 因住宅物業的較高樓層的結構牆的厚度遞減，較高樓層的內部面積，一般比較低樓層的內部面積稍大。

2. 樓面平面圖之尺規所列數字為以毫米標示之建築結構尺寸。

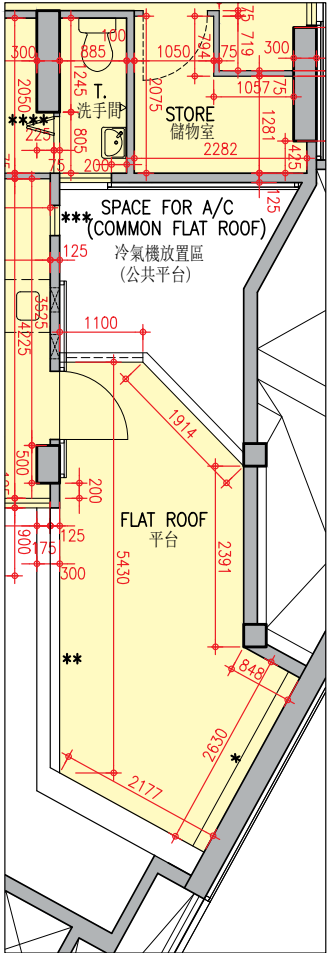
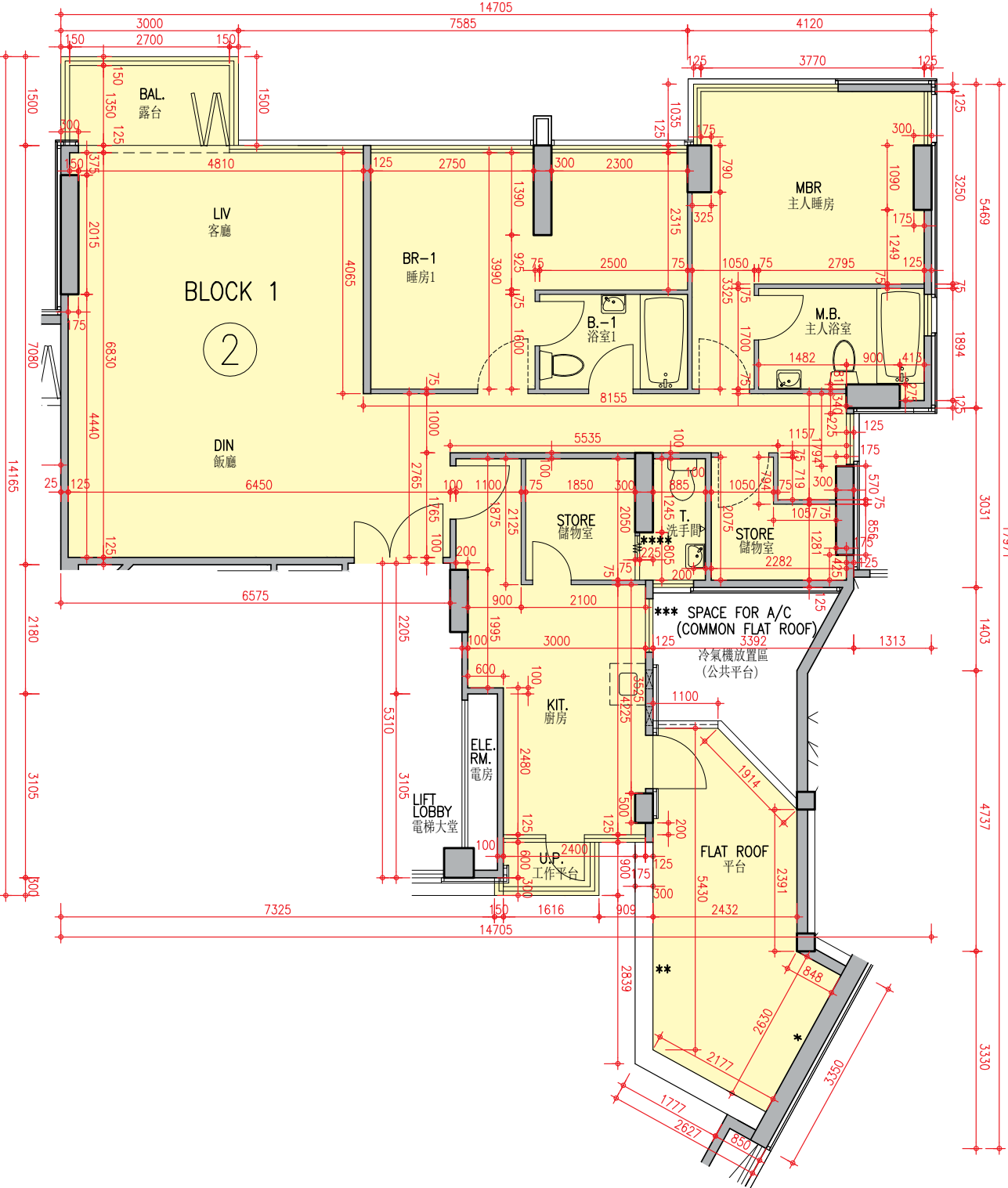


FLOOR PLANS OF RESIDENTIAL PROPERTIES IN THE DEVELOPMENT

發展項目的住宅物業的樓面平面圖

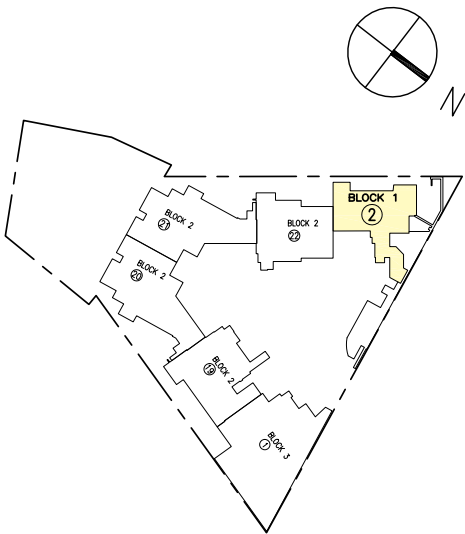
Block 1

第1座 | 1/F 1樓



AS BUILT DRAWING  
竣工圖

Scale: 0 5M(米)  
比例: 1:500



Description 描述	Unit 單位
	2
Floor-to-floor height (refer to the height between the top surface of the structural slab of a floor and the top surface of the structural slab of its immediate upper floor) of each residential property (mm) 每個住宅物業的層與層之間的高度 (指該樓層之石屎地台面與上一層石屎地台面之高度距離)(毫米)	3150
The thickness of the floor slabs (excluding plaster) of each residential property (mm) 每個住宅物業的樓板的厚度 (不包括灰泥)(毫米)	150, 200

Block 1 Unit 2 has been altered by way of minor works or exempted works under the Buildings Ordinance after the completion of the Development. The approximate location of the alteration is indicated on this floor plan. The alteration work includes:

\*\*\*\* Change of number of folding door leaves between Store and Toilet.

第1座單位2在發展項目落成後進行小型工程或獲《建築物條例》豁免的工程而有所改動。該等改動的大概位置已於本樓面平面圖中作標示。第1座單位2的改動工程包括：

\*\*\*\* 更改儲物室與洗手間之間的摺門門葉數目。

Notes :

1. The internal areas of the residential properties on the upper floors will generally be slightly larger than those on the lower floors because of the reducing thickness of the structural walls on the upper floors.
2. The dimensions in the floor plans are all structural dimensions in millimetre.

備註：

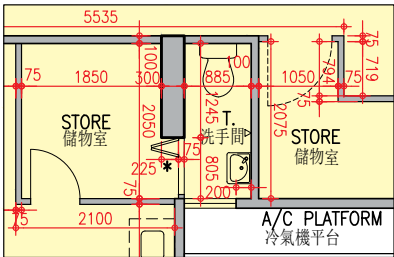
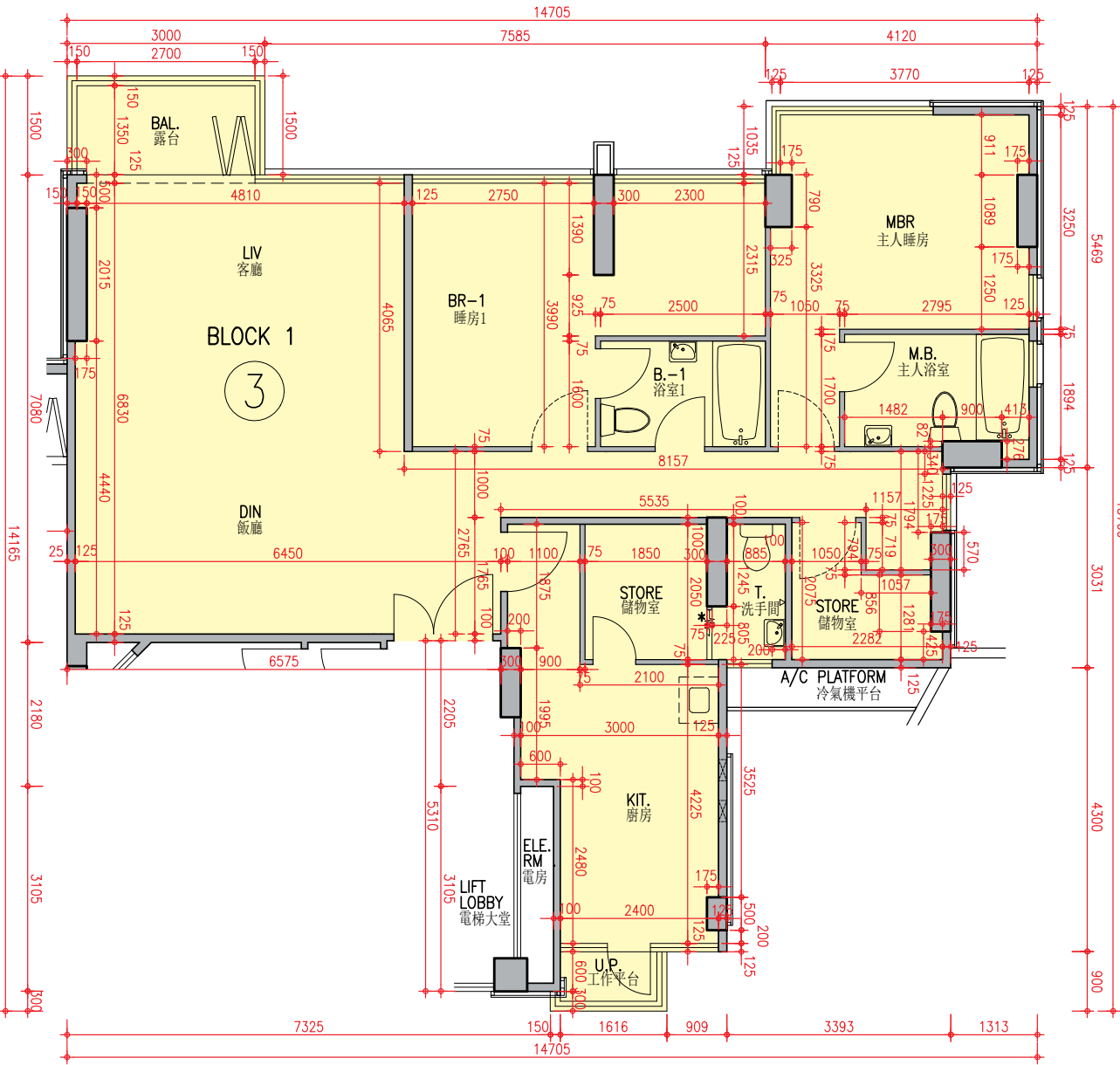
1. 因住宅物業的較高樓層的結構牆的厚度遞減，較高樓層的內部面積，一般比較低樓層的內部面積稍大。
2. 樓面平面圖之尺規所列數字為以毫米標示之建築結構尺寸。

FLOOR PLANS OF RESIDENTIAL PROPERTIES IN THE DEVELOPMENT

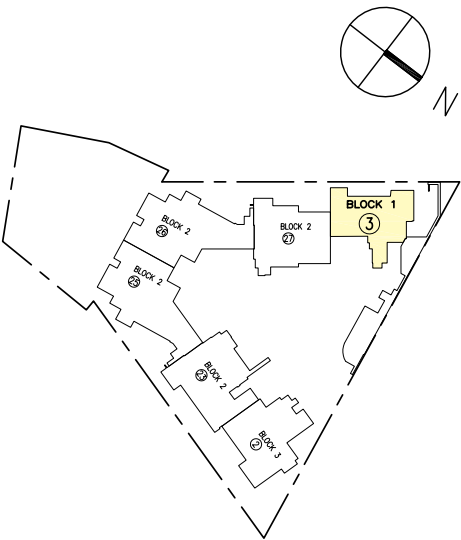
發展項目的住宅物業的樓面平面圖

Block 1

第1座 | 2/F 2樓



AS BUILT DRAWING  
竣工圖



Scale: 0 5M(米)  
比例: [Scale bar]

Description 描述	Unit 單位
	3
Floor-to-floor height (refer to the height between the top surface of the structural slab of a floor and the top surface of the structural slab of its immediate upper floor) of each residential property (mm) 每個住宅物業的層與層之間的高度 (指該樓層之石屎地台面與上一層石屎地台面之高度距離)(毫米)	3150
The thickness of the floor slabs (excluding plaster) of each residential property (mm) 每個住宅物業的樓板的厚度 (不包括灰泥)(毫米)	150, 200

Block 1 Unit 3 has been altered by way of minor works or exempted works under the Buildings Ordinance after the completion of the Development. The approximate location of the alteration is indicated on this floor plan. The alteration work includes:

\* Change of number of folding door leaves between Store and Toilet.

第1座單位3在發展項目落成後進行小型工程或獲《建築物條例》豁免的工程而有所改動。該等改動的大概位置已於本樓面平面圖中作標示。第1座單位3的改動工程包括：

\* 更改儲物室與洗手間之間的摺門門葉數目。

Notes :

1. The internal areas of the residential properties on the upper floors will generally be slightly larger than those on the lower floors because of the reducing thickness of the structural walls on the upper floors.

2. The dimensions in the floor plans are all structural dimensions in millimetre.

備註：

1. 因住宅物業的較高樓層的結構牆的厚度遞減，較高樓層的內部面積，一般比較低樓層的內部面積稍大。

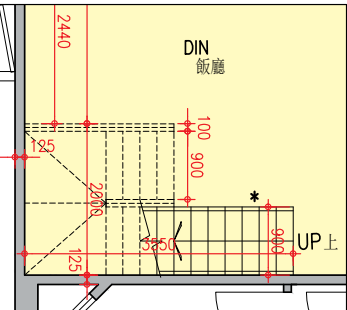
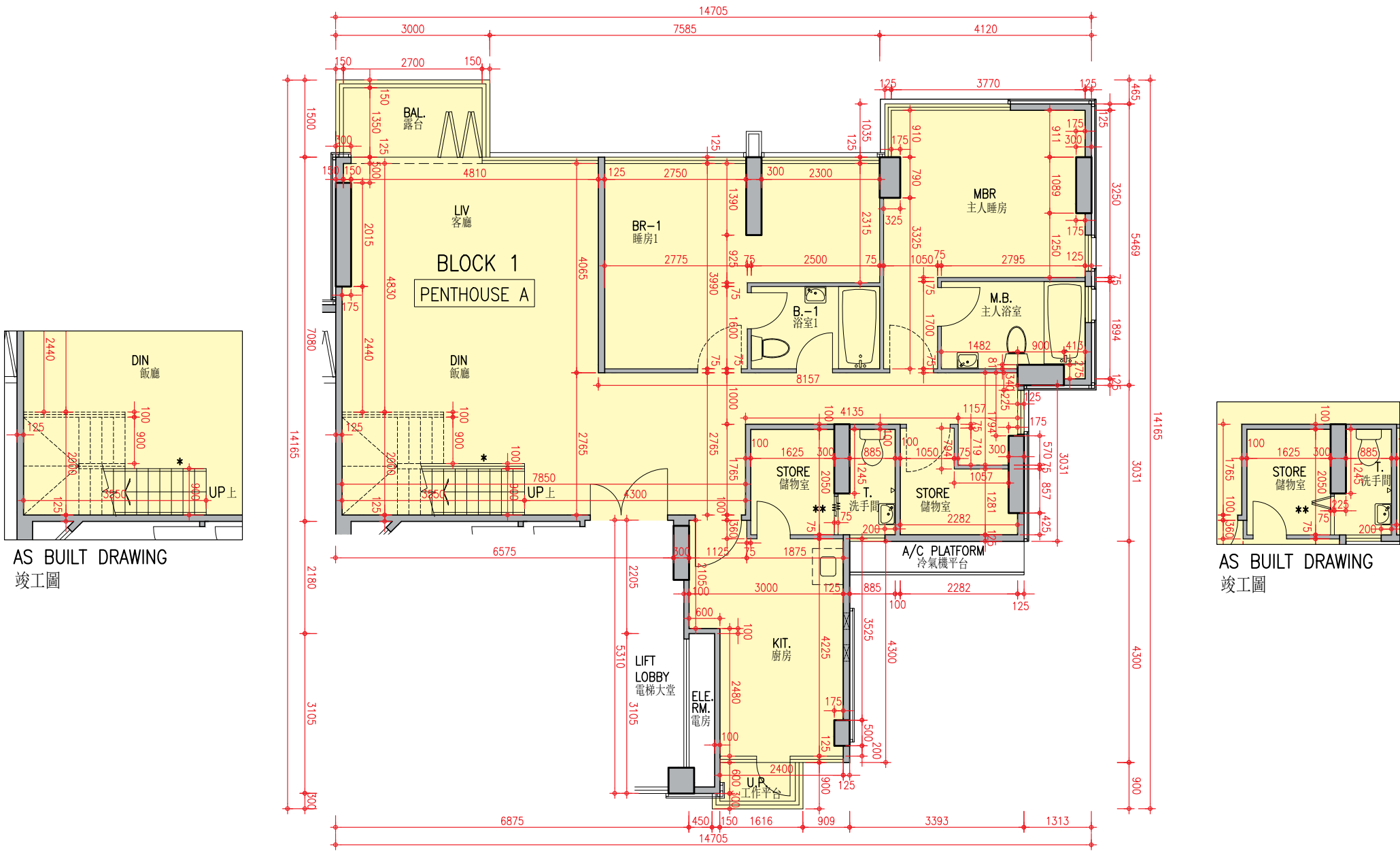
2. 樓面平面圖之尺規所列數字為以毫米標示之建築結構尺寸。

FLOOR PLANS OF RESIDENTIAL PROPERTIES IN THE DEVELOPMENT

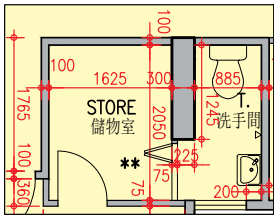
發展項目的住宅物業的樓面平面圖

Block 1

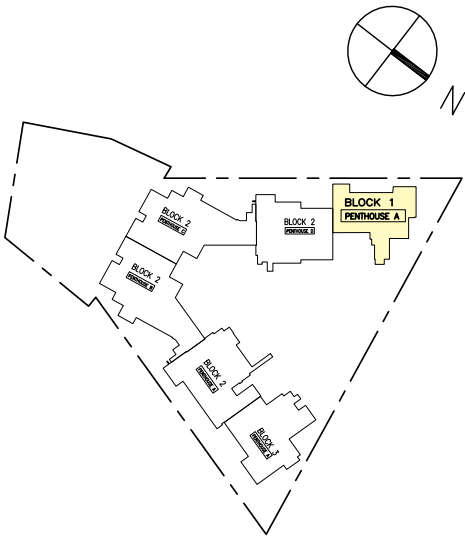
第1座 | 3/F 3樓



AS BUILT DRAWING  
竣工圖



AS BUILT DRAWING  
竣工圖



Scale: ○ 5M(米)  
比例:

Description 描述	Unit 單位
	Penthouse A 頂層單位A
Floor-to-floor height (refer to the height between the top surface of the structural slab of a floor and the top surface of the structural slab of its immediate upper floor) of each residential property (mm) 每個住宅物業的層與層之間的高度 (指該樓層之石屎地台面與上一層石屎地台面之高度距離)(毫米)	3200, 3500
The thickness of the floor slabs (excluding plaster) of each residential property (mm) 每個住宅物業的樓板的厚度 (不包括灰泥)(毫米)	150, 175

Block 1 Penthouse A has been altered by way of minor works or exempted works under the Buildings Ordinance after the completion of the Development. The approximate location of the alteration is indicated on this floor plan. The alteration work includes:

\*\* Change of number of folding door leaves between Store and Toilet.

第1座頂層單位A在發展項目落成後進行小型工程或獲《建築物條例》豁免的工程而有所改動。該等改動的大概位置已於本樓面平面圖中作標示。第1座單位頂層單位A的改動工程包括：

\*\* 更改儲物室與洗手間之間的摺門門葉數目。

Notes :

1. The internal areas of the residential properties on the upper floors will generally be slightly larger than those on the lower floors because of the reducing thickness of the structural walls on the upper floors.
2. The dimensions in the floor plans are all structural dimensions in millimetre.

備註：

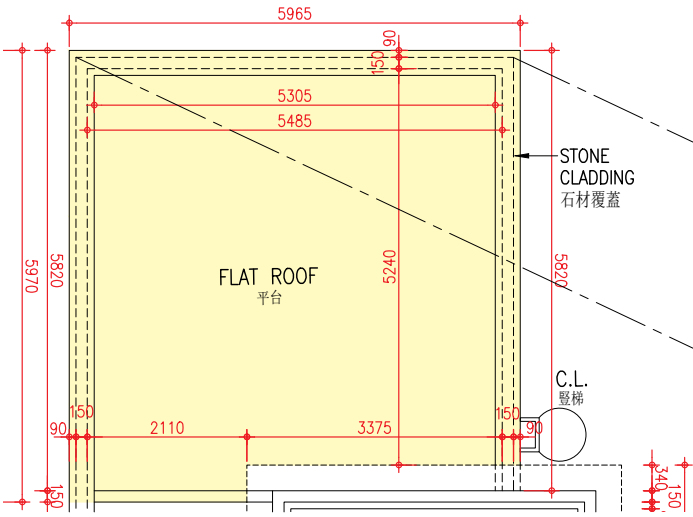
1. 因住宅物業的較高樓層的結構牆的厚度遞減，較高樓層的內部面積，一般比較低樓層的內部面積稍大。
2. 樓面平面圖之尺規所列數字為以毫米標示之建築結構尺寸。

FLOOR PLANS OF RESIDENTIAL PROPERTIES IN THE DEVELOPMENT

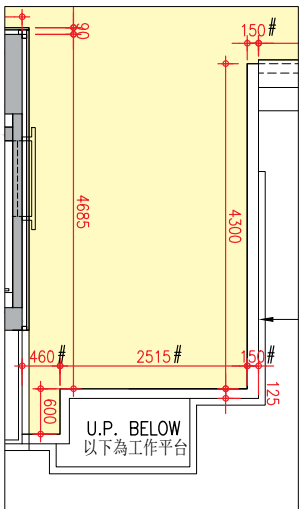
發展項目的住宅物業的樓面平面圖

Block 1

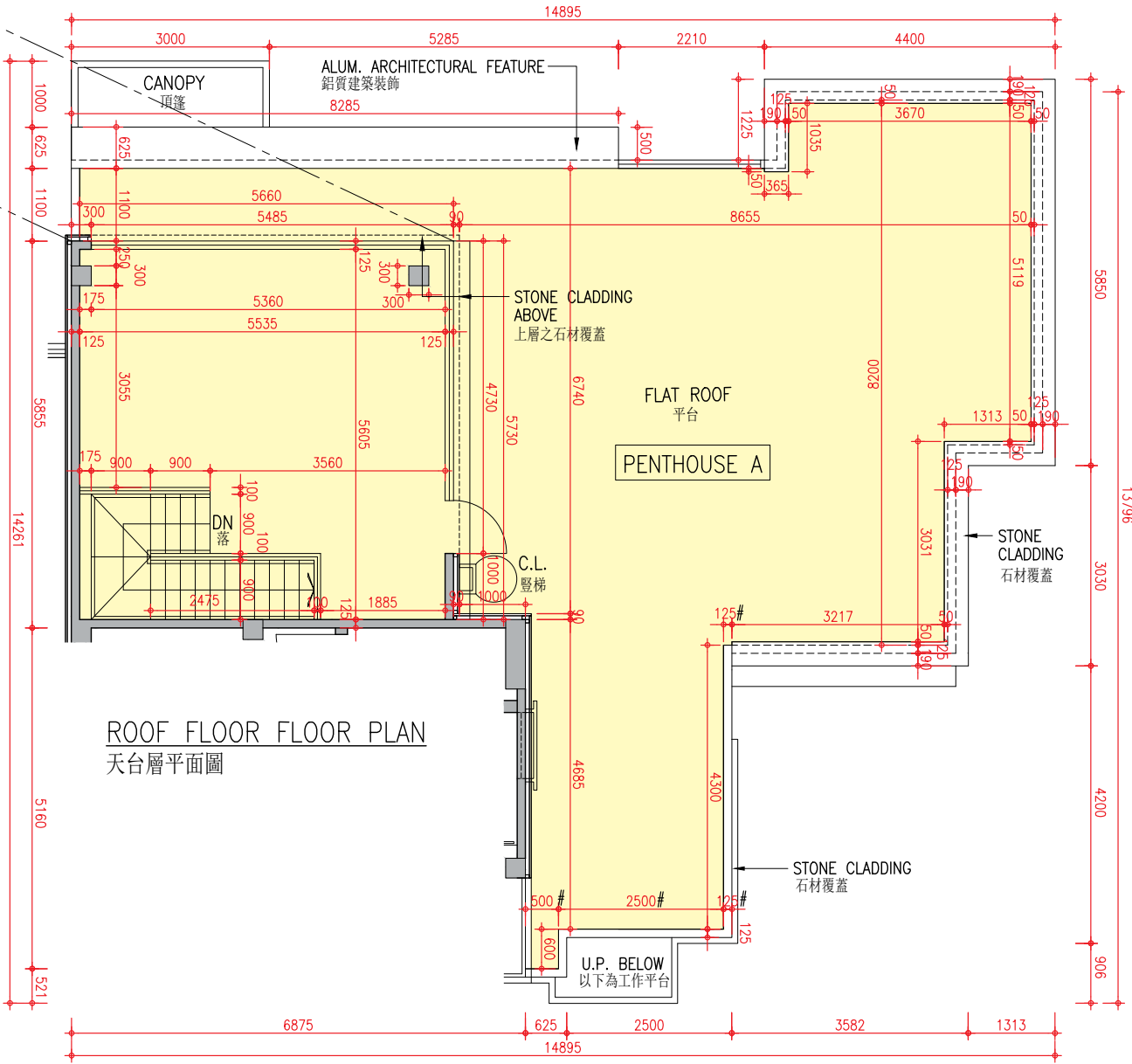
第1座 | Roof Floor & Top Roof Floor 天台層及天台頂層



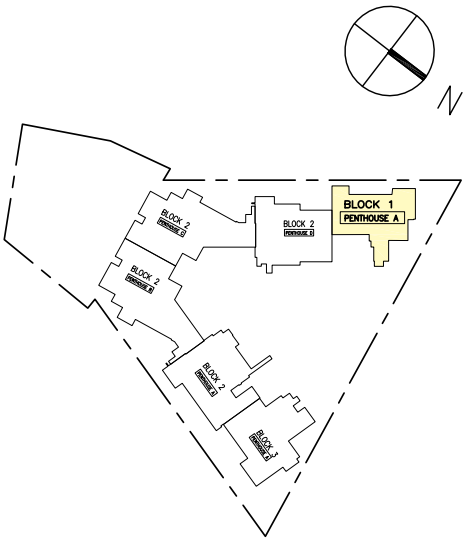
TOP ROOF FLOOR FLOOR PLAN  
天台頂層平面圖



AS BUILT DRAWING  
竣工圖



ROOF FLOOR FLOOR PLAN  
天台層平面圖



Scale: 0 5M(米)  
比例: [Scale bar]

Description 描述	Unit 單位
	Penthouse A 頂層單位A
Floor-to-floor height (refer to the height between the top surface of the structural slab of a floor and the top surface of the structural slab of its immediate upper floor) of each residential property (mm) 每個住宅物業的層與層之間的高度 (指該樓層之石屎地台面與上一層石屎地台面之高度距離)(毫米)	2800
The thickness of the floor slabs (excluding plaster) of each residential property (mm) 每個住宅物業的樓板的厚度 (不包括灰泥)(毫米)	150

- Notes :
- 1. The internal areas of the residential properties on the upper floors will generally be slightly larger than those on the lower floors because of the reducing thickness of the structural walls on the upper floors.
  - 2. The dimensions in the floor plans are all structural dimensions in millimetre.

- 備註：
- 1. 因住宅物業的較高樓層的結構牆的厚度遞減，較高樓層的內部面積，一般比較低樓層的內部面積稍大。
  - 2. 樓面平面圖之尺規所列數字為以毫米標示之建築結構尺寸。

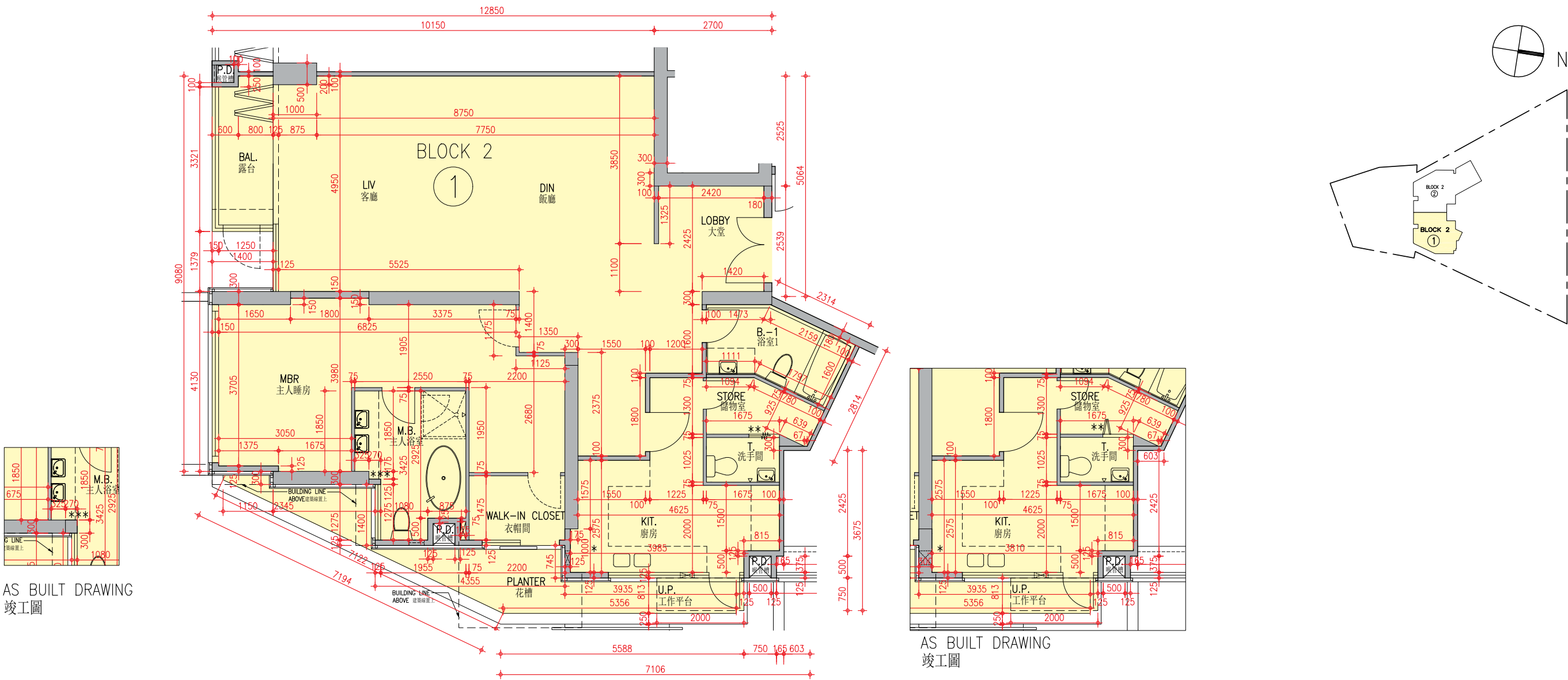


FLOOR PLANS OF RESIDENTIAL PROPERTIES IN THE DEVELOPMENT

發展項目的住宅物業的樓面平面圖

Block 2

第2座 | B4/F 地下4層



Description 描述	Unit 單位
	1
Floor-to-floor height (refer to the height between the top surface of the structural slab of a floor and the top surface of the structural slab of its immediate upper floor) of each residential property (mm) 每個住宅物業的層與層之間的高度 (指該樓層之石屎地台面與上一層石屎地台面之高度距離)(毫米)	3150
The thickness of the floor slabs (excluding plaster) of each residential property (mm) 每個住宅物業的樓板的厚度 (不包括灰泥)(毫米)	175, 225, 350

Block 2 Unit 1 has been altered by way of minor works or exempted works under the Buildings Ordinance after the completion of the Development. The approximate location of the alteration is indicated on this floor plan. The alteration work includes:

\*\* Change of number of folding door leaves between Store and Toilet.

第2座單位1在發展項目落成後進行小型工程或獲《建築物條例》豁免的工程而有所改動。該等改動的大概位置已於本樓面平面圖中作標示。第2座單位1的改動工程包括：

\*\* 更改儲物室與洗手間之間的摺門門葉數目。

Notes :

1. The internal areas of the residential properties on the upper floors will generally be slightly larger than those on the lower floors because of the reducing thickness of the structural walls on the upper floors.

2. The dimensions in the floor plans are all structural dimensions in millimetre.

備註：

1. 因住宅物業的較高樓層的結構牆的厚度遞減，較高樓層的內部面積，一般比較低樓層的內部面積稍大。

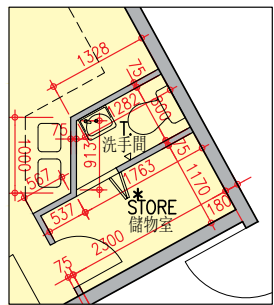
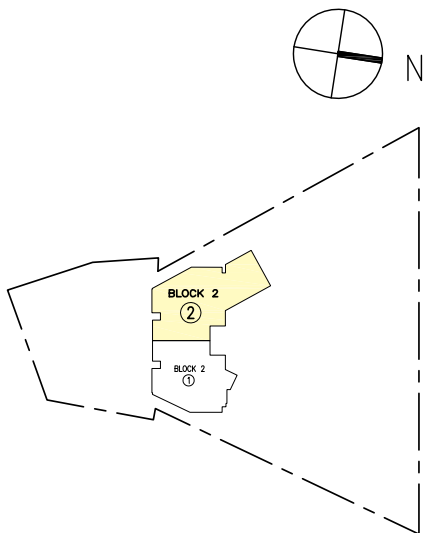
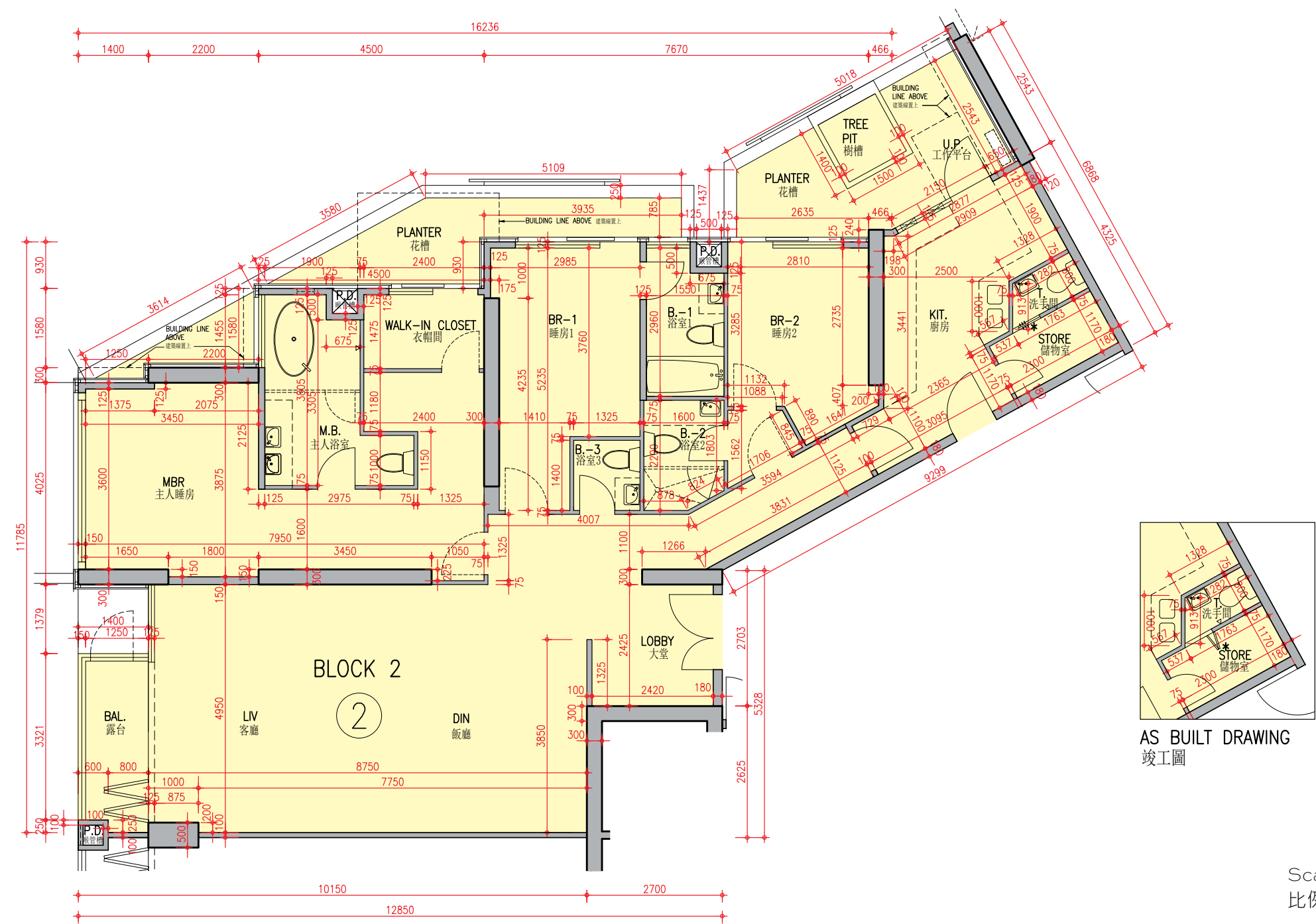
2. 樓面平面圖之尺規所列數字為以毫米標示之建築結構尺寸。

FLOOR PLANS OF RESIDENTIAL PROPERTIES IN THE DEVELOPMENT

發展項目的住宅物業的樓面平面圖

Block 2

第2座 | B4/F 地下4層



AS BUILT DRAWING  
竣工圖

Scale: 1:500  
比例: 1:500

Description 描述	Unit 單位
	2
Floor-to-floor height (refer to the height between the top surface of the structural slab of a floor and the top surface of the structural slab of its immediate upper floor) of each residential property (mm) 每個住宅物業的層與層之間的高度 (指該樓層之石屎地台面與上一層石屎地台面之高度距離)(毫米)	3150
The thickness of the floor slabs (excluding plaster) of each residential property (mm) 每個住宅物業的樓板的厚度 (不包括灰泥)(毫米)	175, 225, 350

Block 2 Unit 2 has been altered by way of minor works or exempted works under the Buildings Ordinance after the completion of the Development. The approximate location of the alteration is indicated on this floor plan. The alteration work includes:

- \* Change of number of folding door leaves between Store and Toilet.

第2座單位2在發展項目落成後進行小型工程或獲《建築物條例》豁免的工程而有所改動。該等改動的大概位置已於本樓面平面圖中作標示。第2座單位2的改動工程包括：

- \* 更改儲物室與洗手間之間的摺門門葉數目。

Notes :

1. The internal areas of the residential properties on the upper floors will generally be slightly larger than those on the lower floors because of the reducing thickness of the structural walls on the upper floors.
2. The dimensions in the floor plans are all structural dimensions in millimetre.

備註：

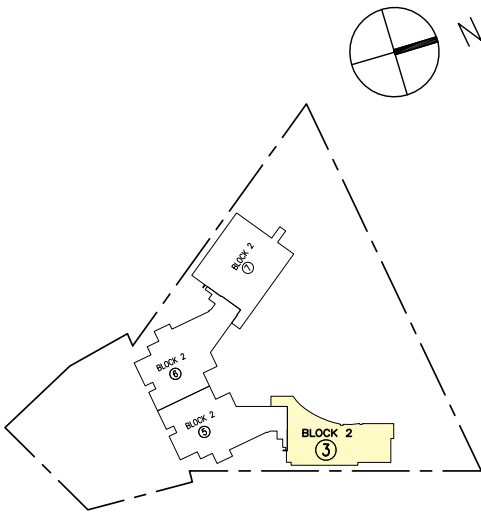
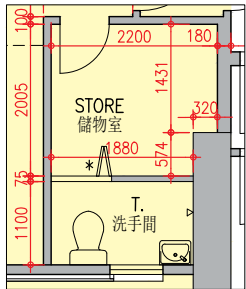
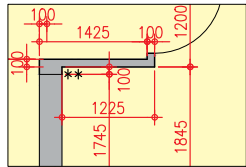
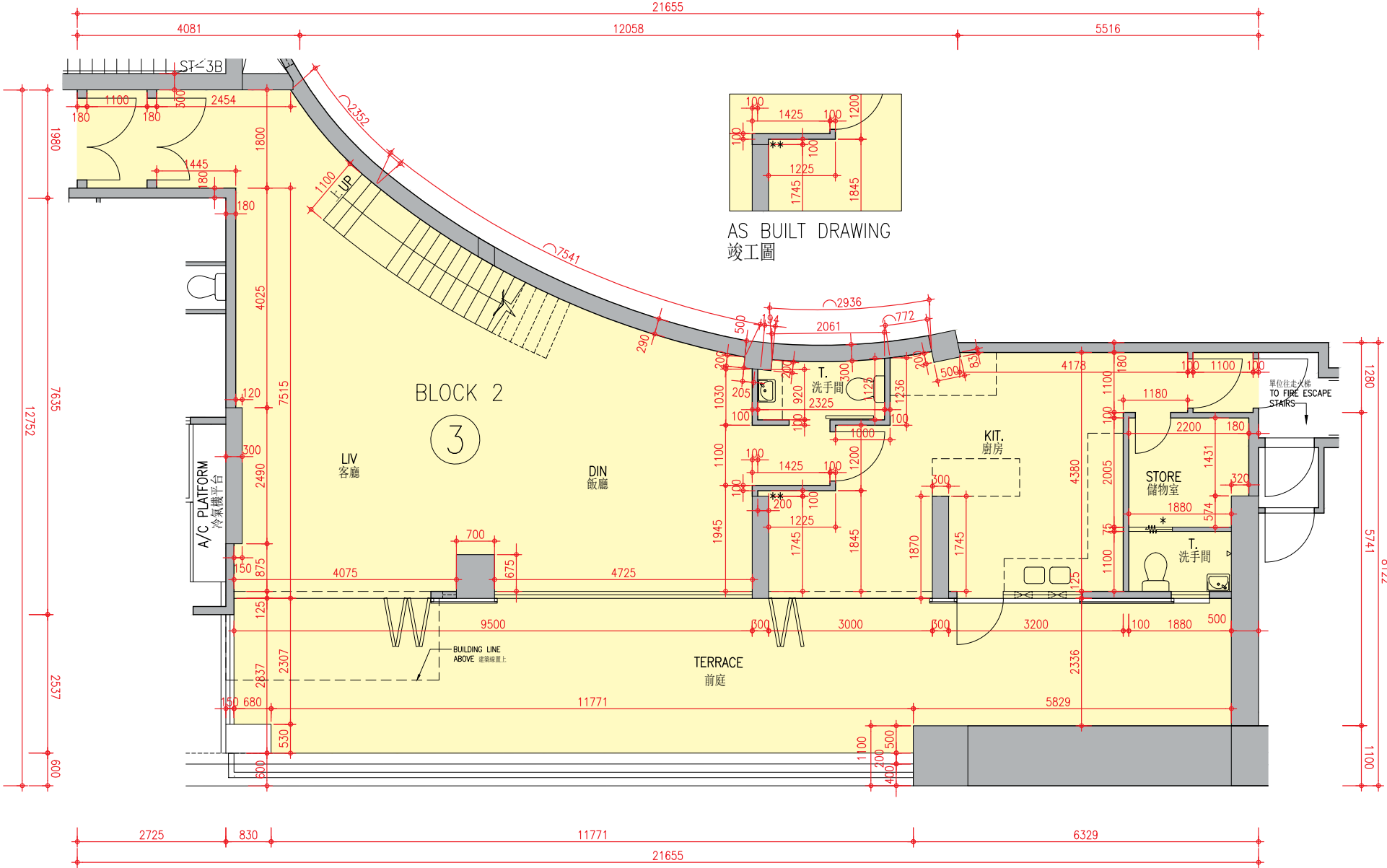
1. 因住宅物業的較高樓層的結構牆的厚度遞減，較高樓層的內部面積，一般比較低樓層的內部面積稍大。
2. 樓面平面圖之尺規所列數字為以毫米標示之建築結構尺寸。

FLOOR PLANS OF RESIDENTIAL PROPERTIES IN THE DEVELOPMENT

發展項目的住宅物業的樓面平面圖

Block 2

第2座 | B3/F 地下3層



Scale: 0 5M(米)  
比例: 1:500

Description 描述	Unit 單位
	3
Floor-to-floor height (refer to the height between the top surface of the structural slab of a floor and the top surface of the structural slab of its immediate upper floor) of each residential property (mm) 每個住宅物業的層與層之間的高度 (指該樓層之石屎地台面與上一層石屎地台面之高度距離)(毫米)	3150
The thickness of the floor slabs (excluding plaster) of each residential property (mm) 每個住宅物業的樓板的厚度 (不包括灰泥)(毫米)	175, 200

Block 2 Unit 3 has been altered by way of minor works or exempted works under the Buildings Ordinance after the completion of the Development. The approximate location of the alteration is indicated on this floor plan. The alteration work includes:

- \* Change of number of folding door leaves between Store and Toilet.
- 第2座單位3在發展項目落成後進行小型工程或獲《建築物條例》豁免的工程而有所改動。該等改動的大概位置已於本樓面平面圖中作標示。第2座單位3的改動工程包括：
- \* 更改儲物室與洗手間之間的摺門門葉數目。

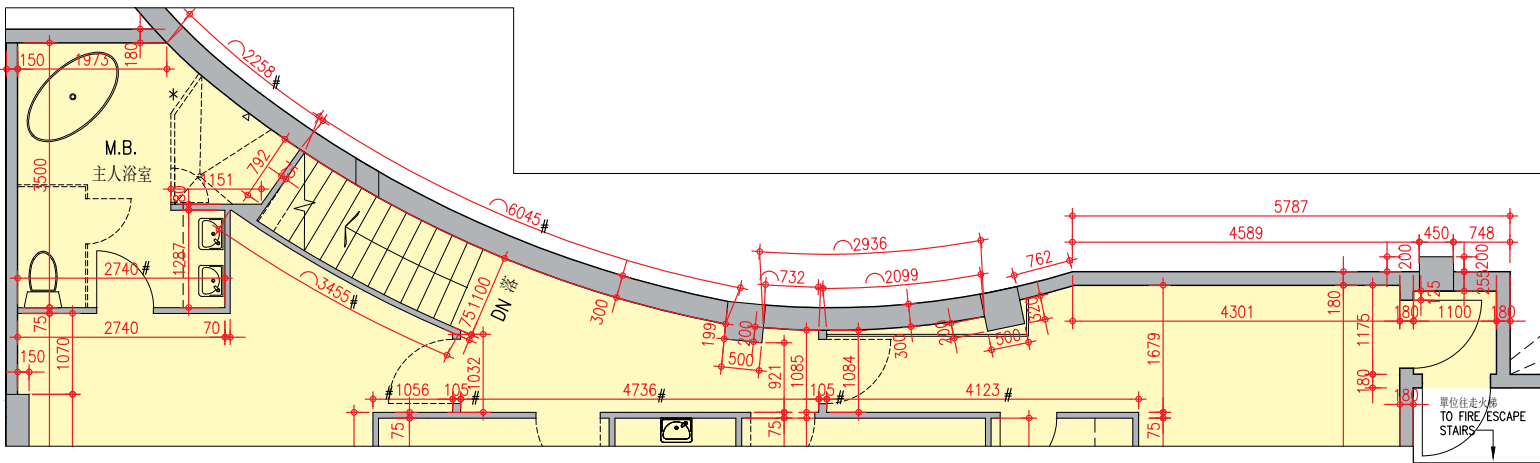
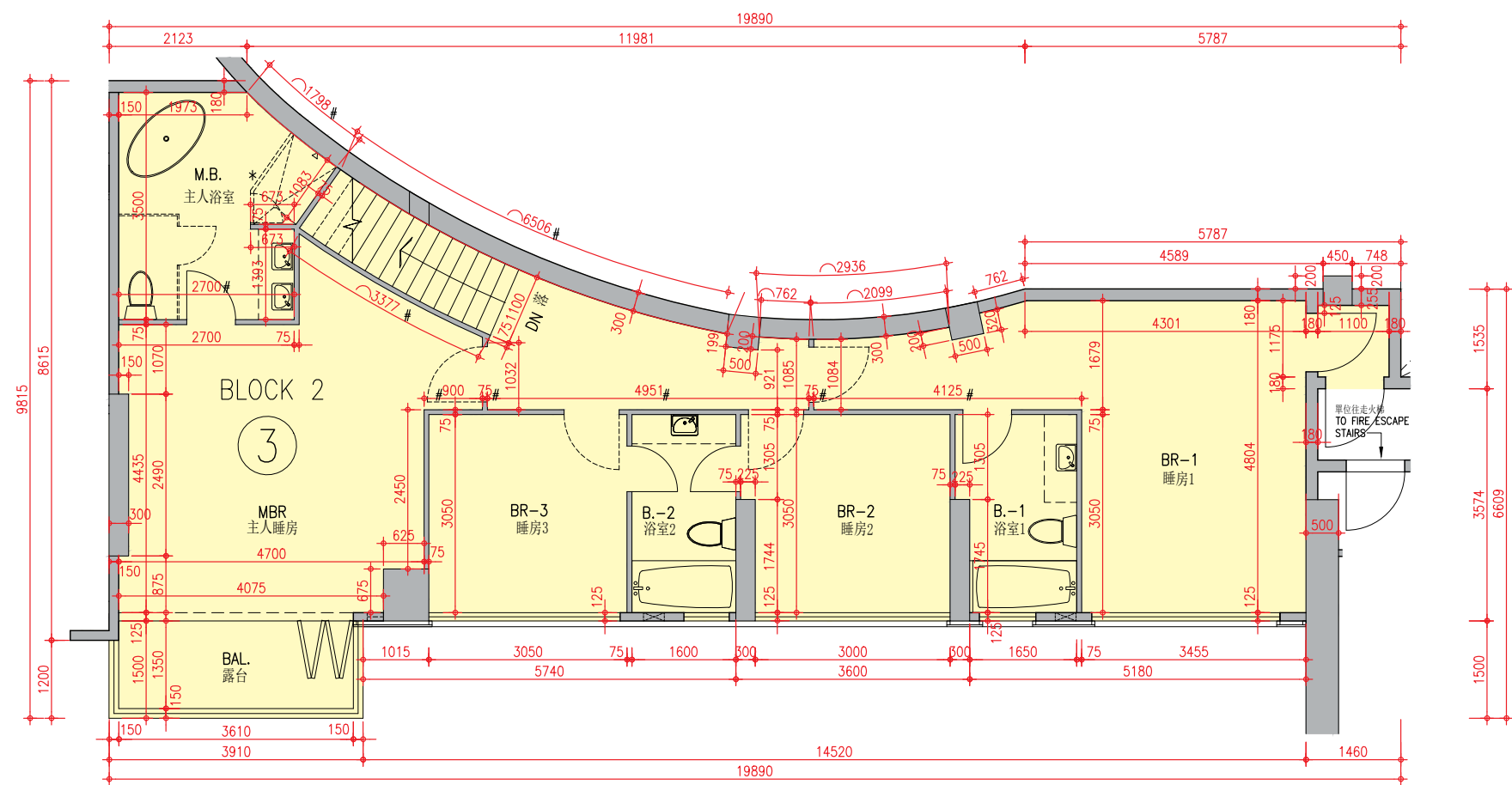
- Notes :
- The internal areas of the residential properties on the upper floors will generally be slightly larger than those on the lower floors because of the reducing thickness of the structural walls on the upper floors.
  - The dimensions in the floor plans are all structural dimensions in millimetre.
- 備註：
- 因住宅物業的較高樓層的結構牆的厚度遞減，較高樓層的內部面積，一般比較低樓層的內部面積稍大。
  - 樓面平面圖之尺規所列數字為以毫米標示之建築結構尺寸。

FLOOR PLANS OF RESIDENTIAL PROPERTIES IN THE DEVELOPMENT

發展項目的住宅物業的樓面平面圖

Block 2

第2座 | B2/F 地下2層



AS BUILT DRAWING 竣工圖

Scale: 0 5M(米)  
比例: 1:500

Description 描述	Unit 單位
	3
Floor-to-floor height (refer to the height between the top surface of the structural slab of a floor and the top surface of the structural slab of its immediate upper floor) of each residential property (mm) 每個住宅物業的層與層之間的高度 (指該樓層之石屎地台面與上一層石屎地台面之高度距離)(毫米)	3150
The thickness of the floor slabs (excluding plaster) of each residential property (mm) 每個住宅物業的樓板的厚度 (不包括灰泥)(毫米)	175, 200

- Notes :
- The internal areas of the residential properties on the upper floors will generally be slightly larger than those on the lower floors because of the reducing thickness of the structural walls on the upper floors.
  - The dimensions in the floor plans are all structural dimensions in millimetre.

- 備註 :
- 因住宅物業的較高樓層的結構牆的厚度遞減，較高樓層的內部面積，一般比較低樓層的內部面積稍大。
  - 樓面平面圖之尺規所列數字為以毫米標示之建築結構尺寸。

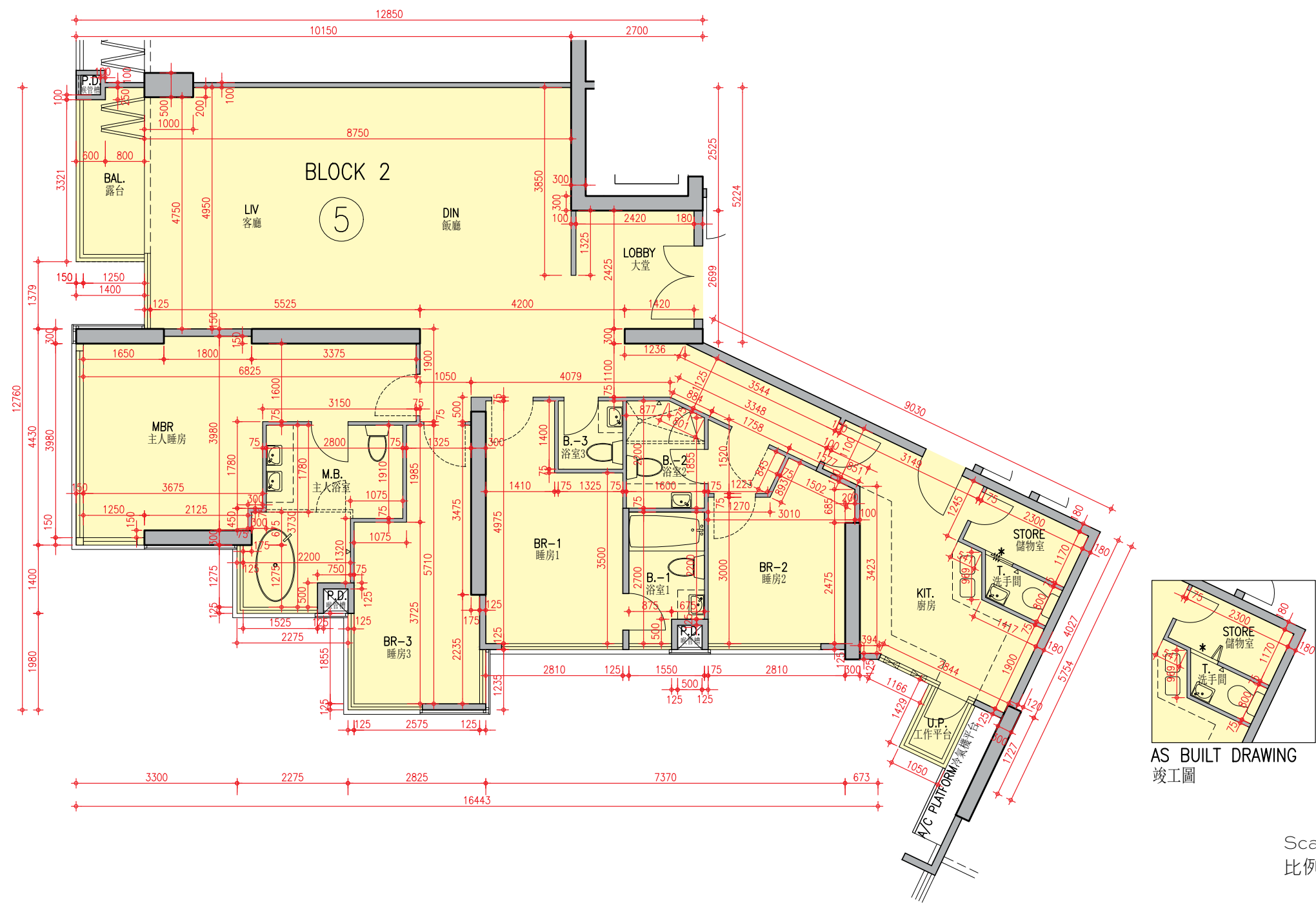


FLOOR PLANS OF RESIDENTIAL PROPERTIES IN THE DEVELOPMENT

發展項目的住宅物業的樓面平面圖

Block 2

第2座 | B3/F 地下3層



Description 描述	Unit 單位
	5
Floor-to-floor height (refer to the height between the top surface of the structural slab of a floor and the top surface of the structural slab of its immediate upper floor) of each residential property (mm) 每個住宅物業的層與層之間的高度 (指該樓層之石屎地台面與上一層石屎地台面之高度距離)(毫米)	3150
The thickness of the floor slabs (excluding plaster) of each residential property (mm) 每個住宅物業的樓板的厚度 (不包括灰泥)(毫米)	175, 225, 350

Block 2 Unit 5 has been altered by way of minor works or exempted works under the Buildings Ordinance after the completion of the Development. The approximate location of the alteration is indicated on this floor plan. The alteration work includes:

\* Change of number of folding door leaves between Store and Toilet.

第2座單位5在發展項目落成後進行小型工程或獲《建築物條例》豁免的工程而有所改動。該等改動的大概位置已於本樓面平面圖中作標示。第2座單位5的改動工程包括：

\* 更改儲物室與洗手間之間的摺門門葉數目。

Notes :

1. The internal areas of the residential properties on the upper floors will generally be slightly larger than those on the lower floors because of the reducing thickness of the structural walls on the upper floors.

2. The dimensions in the floor plans are all structural dimensions in millimetre.

備註：

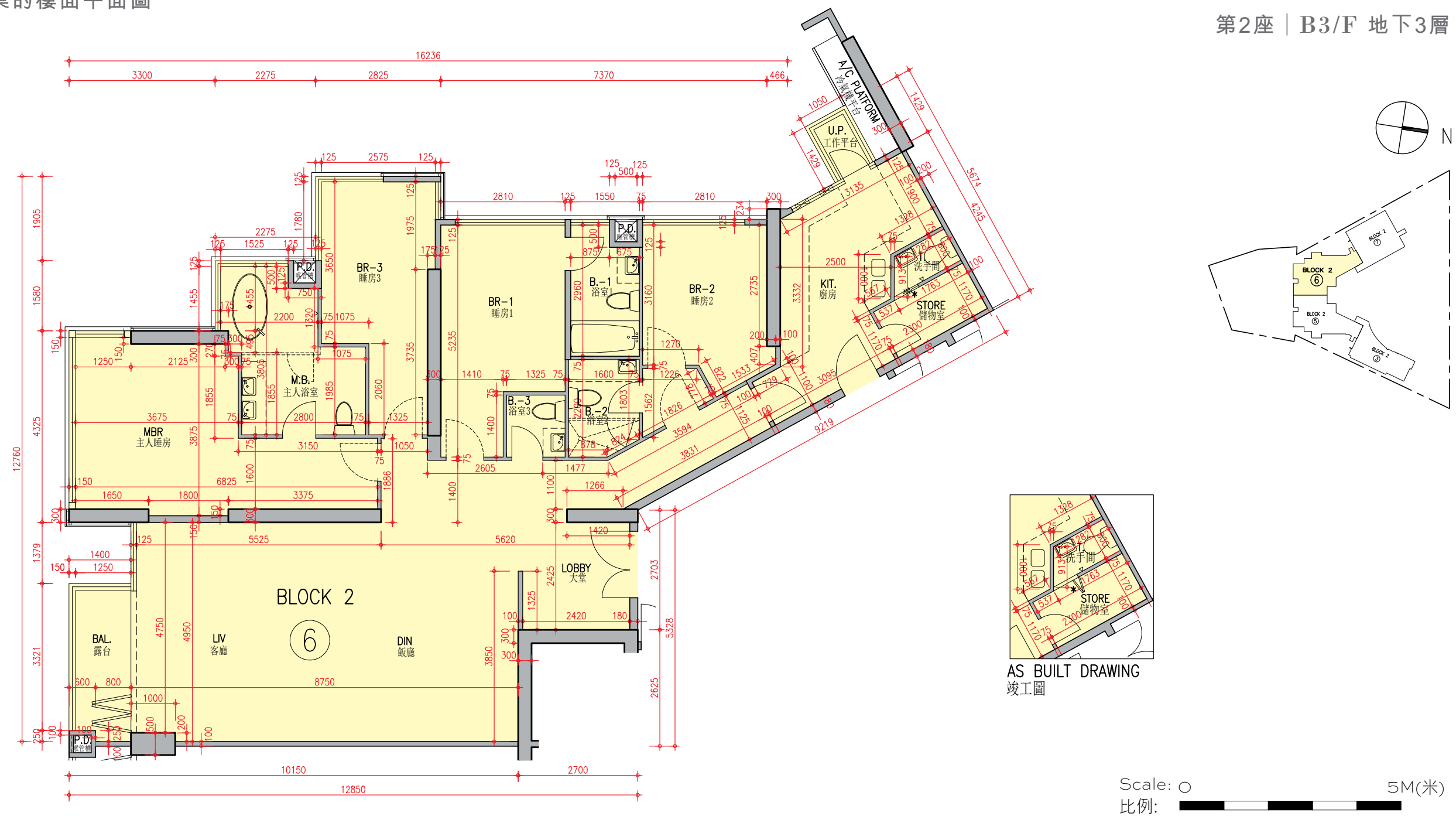
1. 因住宅物業的較高樓層的結構牆的厚度遞減，較高樓層的內部面積，一般比較低樓層的內部面積稍大。

2. 樓面平面圖之尺規所列數字為以毫米標示之建築結構尺寸。

FLOOR PLANS OF RESIDENTIAL PROPERTIES IN THE DEVELOPMENT

發展項目的住宅物業的樓面平面圖

Block 2  
第2座 | B3/F 地下3層



Description 描述	Unit 單位
	6
Floor-to-floor height (refer to the height between the top surface of the structural slab of a floor and the top surface of the structural slab of its immediate upper floor) of each residential property (mm) 每個住宅物業的層與層之間的高度 (指該樓層之石屎地台面與上一層石屎地台面之高度距離)(毫米)	3150
The thickness of the floor slabs (excluding plaster) of each residential property (mm) 每個住宅物業的樓板的厚度 (不包括灰泥)(毫米)	175, 225, 350

Block 2 Unit 6 has been altered by way of minor works or exempted works under the Buildings Ordinance after the completion of the Development. The approximate location of the alteration is indicated on this floor plan. The alteration work includes:

- \* Change of number of folding door leaves between Store and Toilet.

第2座單位6在發展項目落成後進行小型工程或獲《建築物條例》豁免的工程而有所改動。該等改動的大概位置已於本樓面平面圖中作標示。第2座單位6的改動工程包括：

- \* 更改儲物室與洗手間之間的摺門門葉數目。

Notes :

1. The internal areas of the residential properties on the upper floors will generally be slightly larger than those on the lower floors because of the reducing thickness of the structural walls on the upper floors.
2. The dimensions in the floor plans are all structural dimensions in millimetre.

備註：

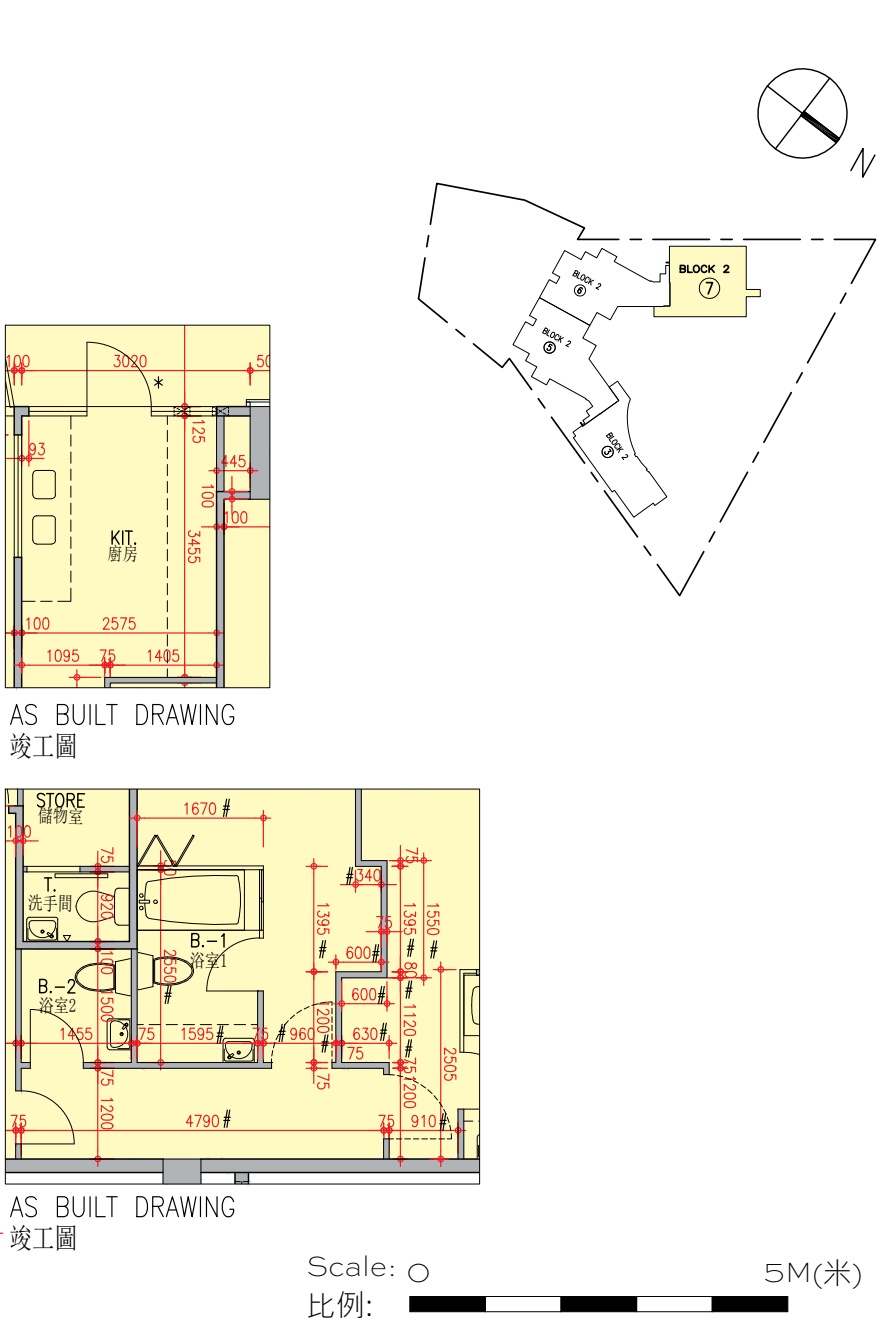
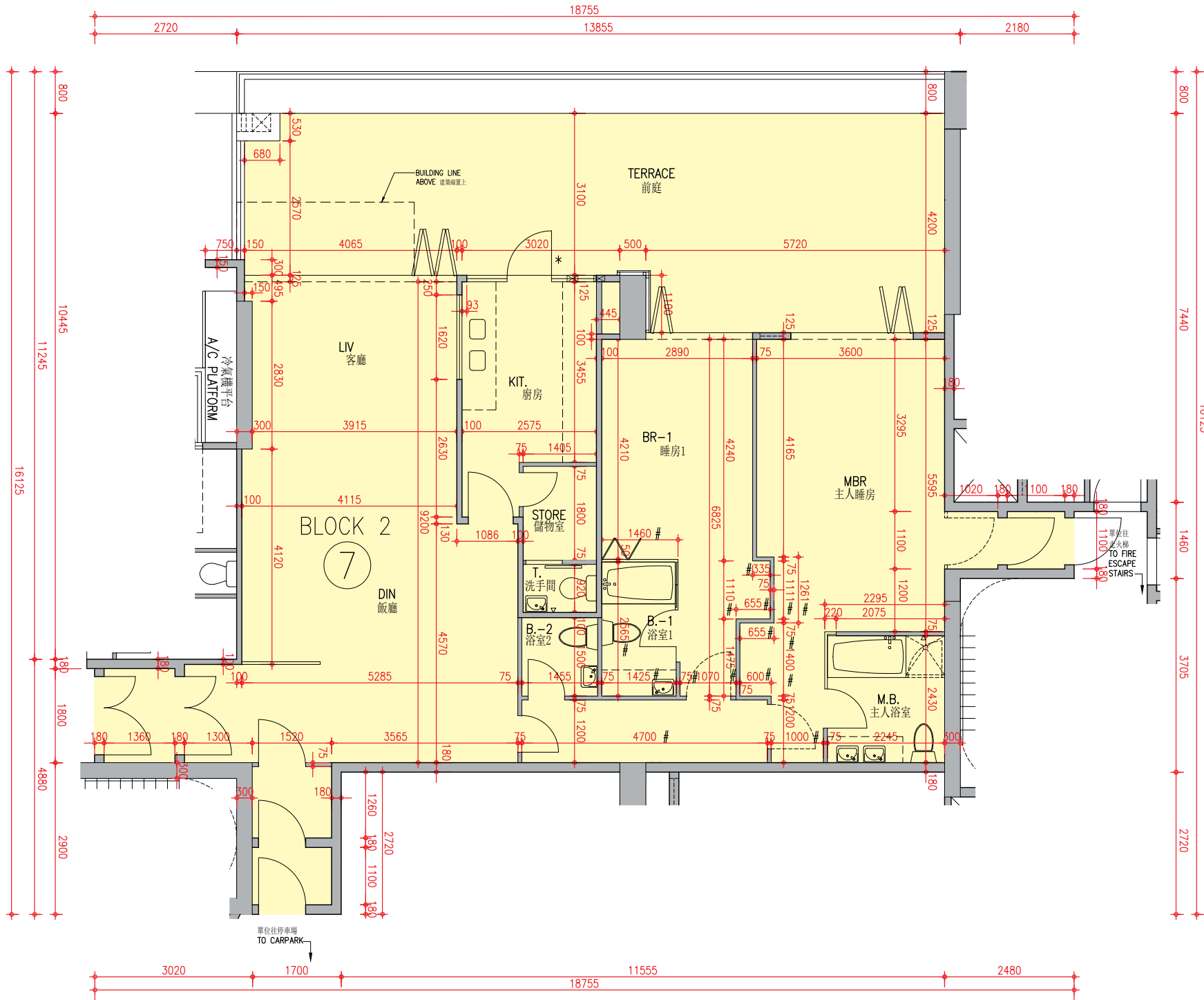
1. 因住宅物業的較高樓層的結構牆的厚度遞減，較高樓層的內部面積，一般比較低樓層的內部面積稍大。
2. 樓面平面圖之尺規所列數字為以毫米標示之建築結構尺寸。

FLOOR PLANS OF RESIDENTIAL PROPERTIES IN THE DEVELOPMENT

發展項目的住宅物業的樓面平面圖

Block 2

第2座 | B3/F 地下3層



Description 描述	Unit 單位
	7
Floor-to-floor height (refer to the height between the top surface of the structural slab of a floor and the top surface of the structural slab of its immediate upper floor) of each residential property (mm) 每個住宅物業的層與層之間的高度 (指該樓層之石屎地台面與上一層石屎地台面之高度距離)(毫米)	3150
The thickness of the floor slabs (excluding plaster) of each residential property (mm) 每個住宅物業的樓板的厚度 (不包括灰泥)(毫米)	175

Block 2 Unit 7 has been altered by way of minor works or exempted works under the Buildings Ordinance after the completion of the Development. The approximate location of the alteration is indicated on this floor plan. The alteration work includes:

- \* Change of swing direction of Terrace door from Kitchen.

第2座單位7在發展項目落成後進行小型工程或獲《建築物條例》豁免的工程而有所改動。該等改動的大概位置已於本樓面平面圖中作標示。第2座單位7的改動工程包括：

- \* 更改通往廚房的前庭門打開方向。

Notes :

1. The internal areas of the residential properties on the upper floors will generally be slightly larger than those on the lower floors because of the reducing thickness of the structural walls on the upper floors.
2. The dimensions in the floor plans are all structural dimensions in millimetre.

備註：

1. 因住宅物業的較高樓層的結構牆的厚度遞減，較高樓層的內部面積，一般比較低樓層的內部面積稍大。
2. 樓面平面圖之尺規所列數字為以毫米標示之建築結構尺寸。

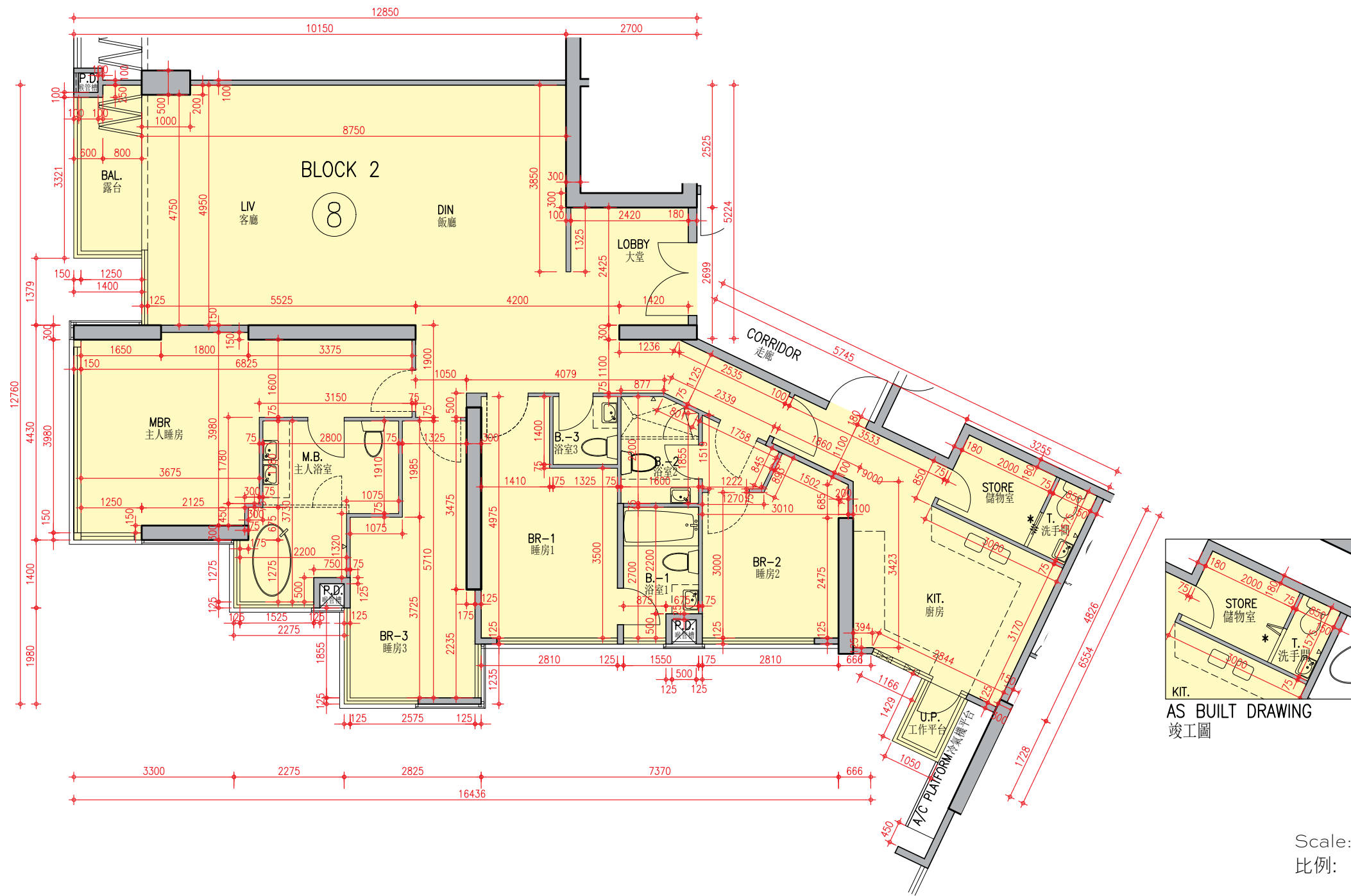


FLOOR PLANS OF RESIDENTIAL PROPERTIES IN THE DEVELOPMENT

發展項目的住宅物業的樓面平面圖

Block 2

第2座 | B2/F 地下2層



Description 描述	Unit 單位
	8
Floor-to-floor height (refer to the height between the top surface of the structural slab of a floor and the top surface of the structural slab of its immediate upper floor) of each residential property (mm) 每個住宅物業的層與層之間的高度 (指該樓層之石屎地台面與上一層石屎地台面之高度距離)(毫米)	3150
The thickness of the floor slabs (excluding plaster) of each residential property (mm) 每個住宅物業的樓板的厚度 (不包括灰泥)(毫米)	175, 225, 350

Block 2 Unit 8 has been altered by way of minor works or exempted works under the Buildings Ordinance after the completion of the Development. The approximate location of the alteration is indicated on this floor plan. The alteration work includes:

- \* Change of number of folding door leaves between Store and Toilet.

第2座單位8在發展項目落成後進行小型工程或獲《建築物條例》豁免的工程而有所改動。該等改動的大概位置已於本樓面平面圖中作標示。第2座單位8的改動工程包括：

- \* 更改儲物室與洗手間之間的摺門門葉數目。

Notes :

1. The internal areas of the residential properties on the upper floors will generally be slightly larger than those on the lower floors because of the reducing thickness of the structural walls on the upper floors.
2. The dimensions in the floor plans are all structural dimensions in millimetre.

備註：

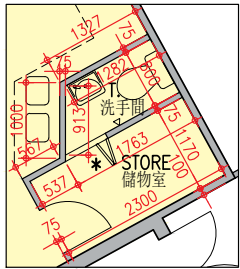
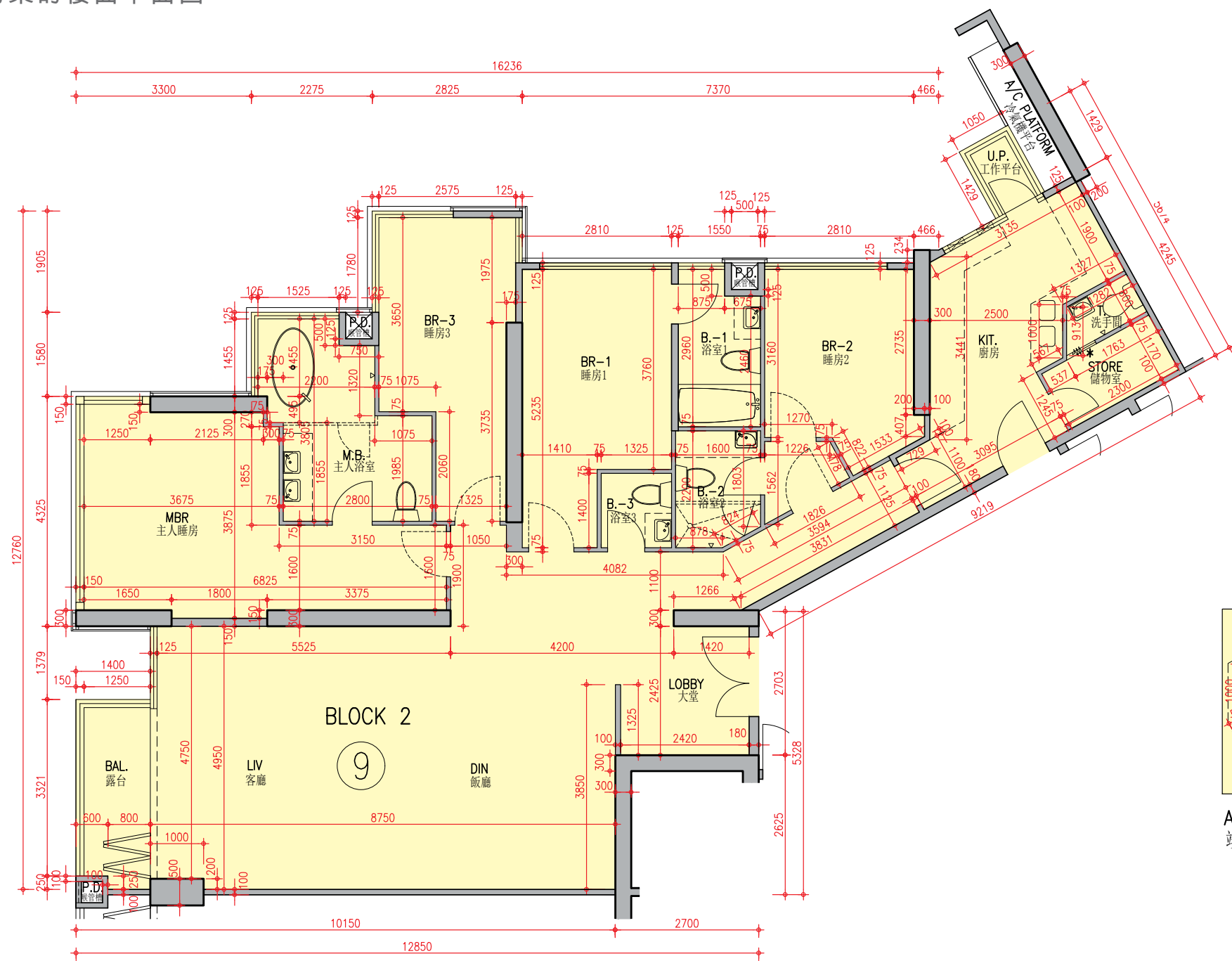
1. 因住宅物業的較高樓層的結構牆的厚度遞減，較高樓層的內部面積，一般比較低樓層的內部面積稍大。
2. 樓面平面圖之尺規所列數字為以毫米標示之建築結構尺寸。

FLOOR PLANS OF RESIDENTIAL PROPERTIES IN THE DEVELOPMENT

發展項目的住宅物業的樓面平面圖

Block 2

第2座 | B2/F 地下2層



AS BUILT DRAWING  
竣工圖

Scale: ○ 5M(米)  
比例: [Scale bar]

Description 描述	Unit 單位
	9
Floor-to-floor height (refer to the height between the top surface of the structural slab of a floor and the top surface of the structural slab of its immediate upper floor) of each residential property (mm) 每個住宅物業的層與層之間的高度 (指該樓層之石屎地台面與上一層石屎地台面之高度距離)(毫米)	3150
The thickness of the floor slabs (excluding plaster) of each residential property (mm) 每個住宅物業的樓板的厚度 (不包括灰泥)(毫米)	175, 225, 350

Block 2 Unit 9 has been altered by way of minor works or exempted works under the Buildings Ordinance after the completion of the Development. The approximate location of the alteration is indicated on this floor plan. The alteration work includes:

- \* Change of number of folding door leaves between Store and Toilet.

第2座單位9在發展項目落成後進行小型工程或獲《建築物條例》豁免的工程而有所改動。該等改動的大概位置已於本樓面平面圖中作標示。第2座單位9的改動工程包括：

- \* 更改儲物室與洗手間之間的摺門門葉數目。

Notes :

1. The internal areas of the residential properties on the upper floors will generally be slightly larger than those on the lower floors because of the reducing thickness of the structural walls on the upper floors.
2. The dimensions in the floor plans are all structural dimensions in millimetre.

備註：

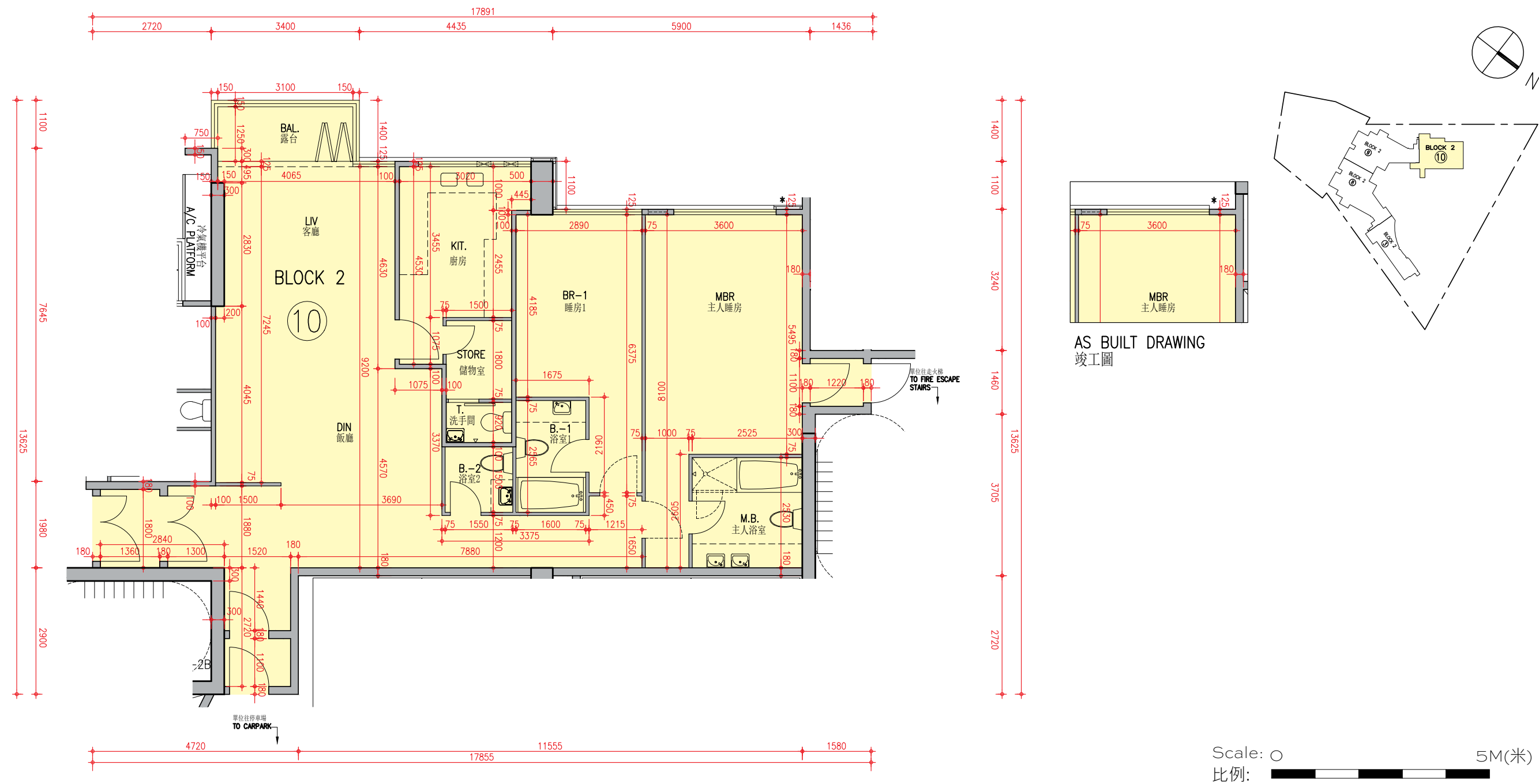
1. 因住宅物業的較高樓層的結構牆的厚度遞減，較高樓層的內部面積，一般比較低樓層的內部面積稍大。
2. 樓面平面圖之尺規所列數字為以毫米標示之建築結構尺寸。

FLOOR PLANS OF RESIDENTIAL PROPERTIES IN THE DEVELOPMENT

發展項目的住宅物業的樓面平面圖

Block 2

第2座 | B2/F 地下2層



Description 描述	Unit 單位
	10
Floor-to-floor height (refer to the height between the top surface of the structural slab of a floor and the top surface of the structural slab of its immediate upper floor) of each residential property (mm) 每個住宅物業的層與層之間的高度 (指該樓層之石屎地台面與上一層石屎地台面之高度距離)(毫米)	3150
The thickness of the floor slabs (excluding plaster) of each residential property (mm) 每個住宅物業的樓板的厚度 (不包括灰泥)(毫米)	175

- Notes :
- The internal areas of the residential properties on the upper floors will generally be slightly larger than those on the lower floors because of the reducing thickness of the structural walls on the upper floors.
  - The dimensions in the floor plans are all structural dimensions in millimetre.

- 備註：
- 因住宅物業的較高樓層的結構牆的厚度遞減，較高樓層的內部面積，一般比較低樓層的內部面積稍大。
  - 樓面平面圖之尺規所列數字為以毫米標示之建築結構尺寸。

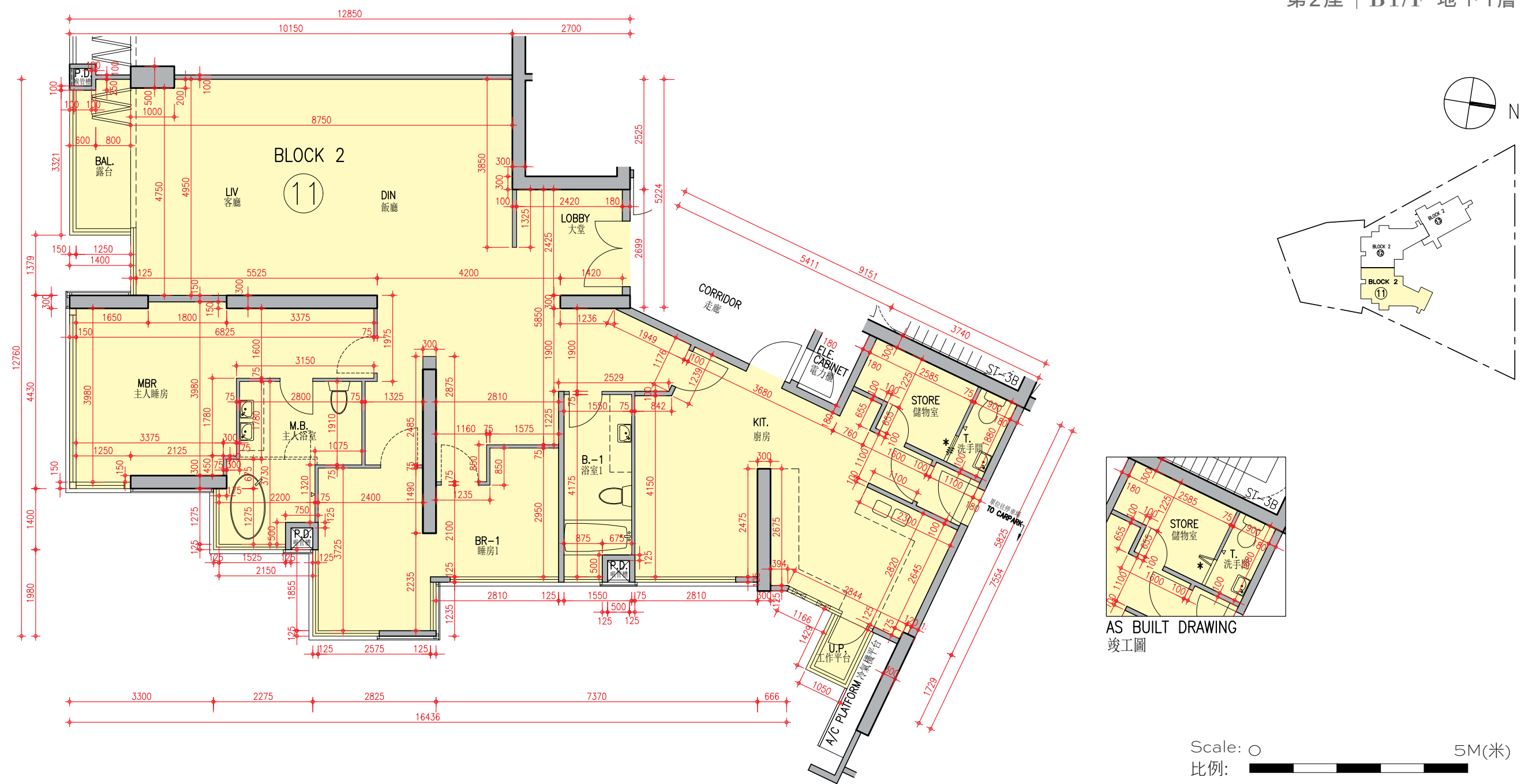


FLOOR PLANS OF RESIDENTIAL PROPERTIES IN THE DEVELOPMENT

發展項目的住宅物業的樓面平面圖

Block 2

第2座 | B1/F 地下1層



Description 描述	Unit 單位
	11
Floor-to-floor height (refer to the height between the top surface of the structural slab of a floor and the top surface of the structural slab of its immediate upper floor) of each residential property (mm) 每個住宅物業的層與層之間的高度 (指該樓層之石屎地台面與上一層石屎地台面之高度距離)(毫米)	3150
The thickness of the floor slabs (excluding plaster) of each residential property (mm) 每個住宅物業的樓板的厚度 (不包括灰泥)(毫米)	175, 225, 350

Block 2 Unit 11 has been altered by way of minor works or exempted works under the Buildings Ordinance after the completion of the Development. The approximate location of the alteration is indicated on this floor plan. The alteration work includes:

\* Change of number of folding door leaves between Store and Toilet.

第2座單位11在發展項目落成後進行小型工程或獲《建築物條例》豁免的工程而有所改動。該等改動的大概位置已於本樓面平面圖中作標示。第2座單位11的改動工程包括：

\* 更改儲物室與洗手間之間的摺門門葉數目。

Notes :

1. The internal areas of the residential properties on the upper floors will generally be slightly larger than those on the lower floors because of the reducing thickness of the structural walls on the upper floors.

2. The dimensions in the floor plans are all structural dimensions in millimetre.

備註：

1. 因住宅物業的較高樓層的結構牆的厚度遞減，較高樓層的內部面積，一般比較低樓層的內部面積稍大。

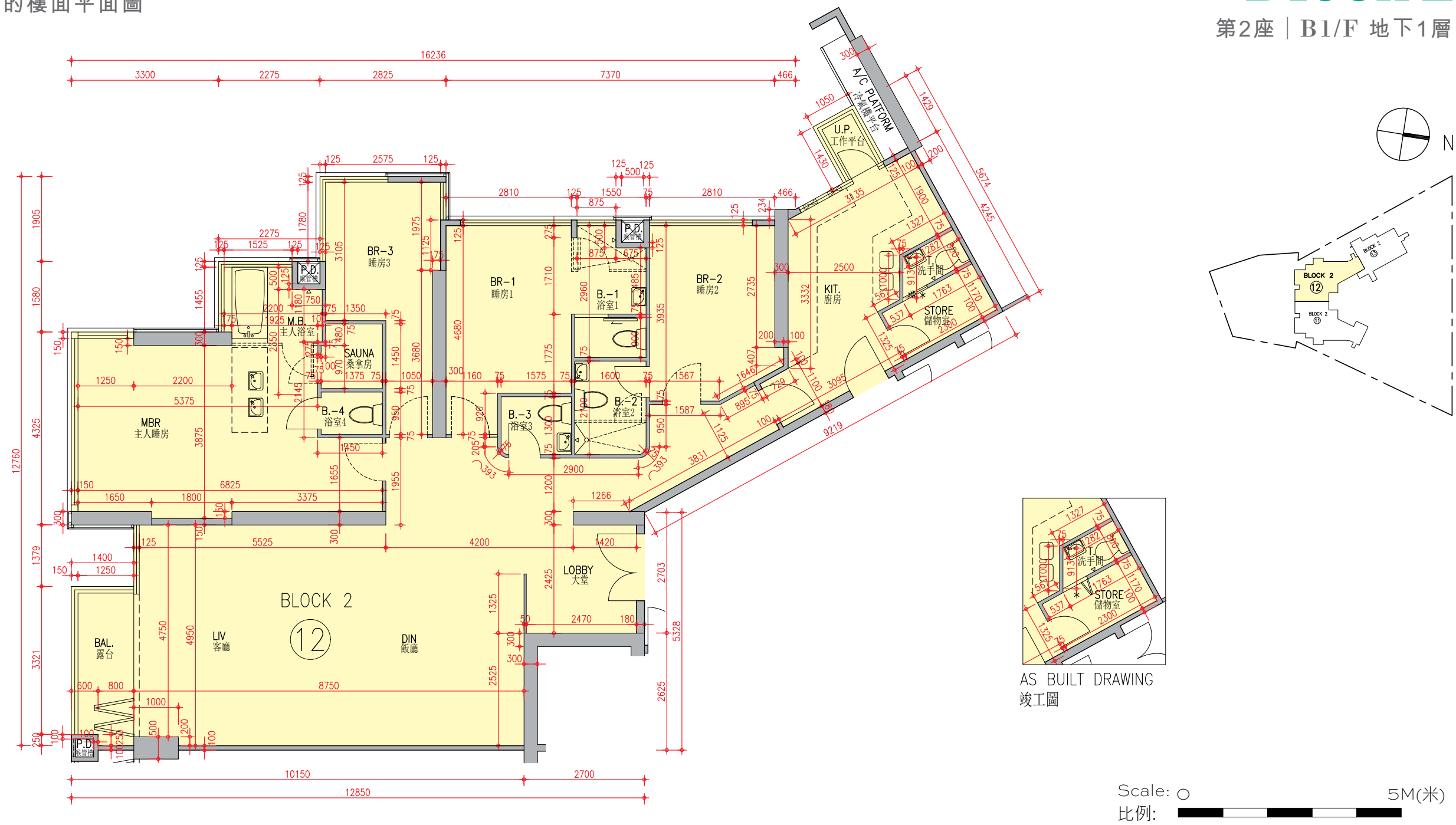
2. 樓面平面圖之尺規所列數字為以毫米標示之建築結構尺寸。

FLOOR PLANS OF RESIDENTIAL PROPERTIES IN THE DEVELOPMENT

發展項目的住宅物業的樓面平面圖

Block 2

第2座 | B1/F 地下1層



Description 描述	Unit 單位
	12
Floor-to-floor height (refer to the height between the top surface of the structural slab of a floor and the top surface of the structural slab of its immediate upper floor) of each residential property (mm) 每個住宅物業的層與層之間的高度 (指該樓層之石屎地台面與上一層石屎地台面之高度距離)(毫米)	3150
The thickness of the floor slabs (excluding plaster) of each residential property (mm) 每個住宅物業的樓板的厚度 (不包括灰泥)(毫米)	175, 225, 350

Block 2 Unit 12 has been altered by way of minor works or exempted works under the Buildings Ordinance after the completion of the Development. The approximate location of the alteration is indicated on this floor plan. The alteration work includes:

- \* Change of number of folding door leaves between Store and Toilet.

第2座單位12在發展項目落成後進行小型工程或獲《建築物條例》豁免的工程而有所改動。該等改動的大概位置已於本樓面平面圖中作標示。第2座單位12的改動工程包括：

- \* 更改儲物室與洗手間之間的摺門門葉數目。

Notes :

1. The internal areas of the residential properties on the upper floors will generally be slightly larger than those on the lower floors because of the reducing thickness of the structural walls on the upper floors.
2. The dimensions in the floor plans are all structural dimensions in millimetre.

備註：

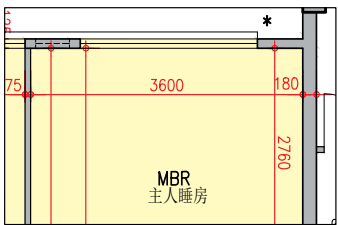
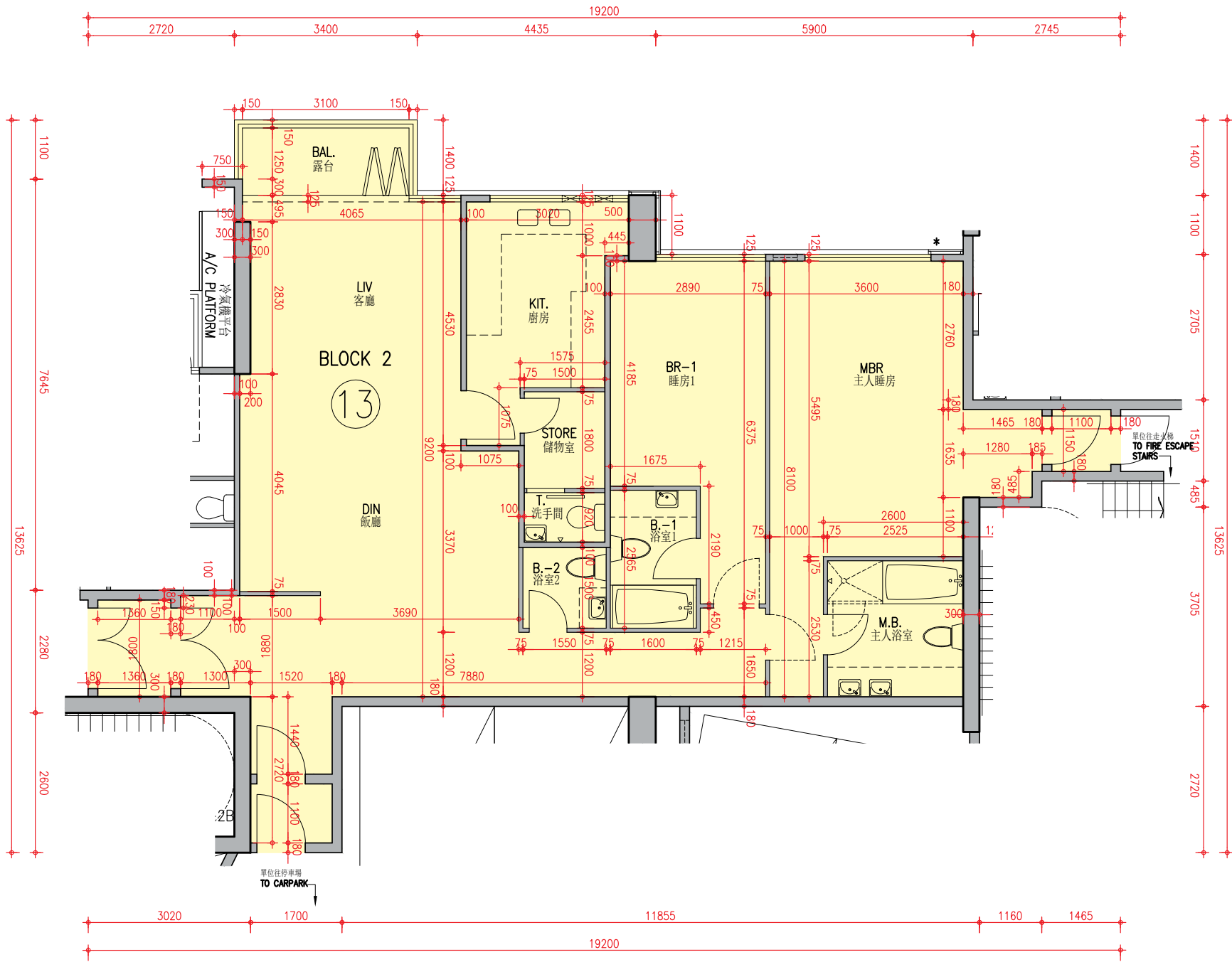
1. 因住宅物業的較高樓層的結構牆的厚度遞減，較高樓層的內部面積，一般比較低樓層的內部面積稍大。
2. 樓面平面圖之尺規所列數字為以毫米標示之建築結構尺寸。

FLOOR PLANS OF RESIDENTIAL PROPERTIES IN THE DEVELOPMENT

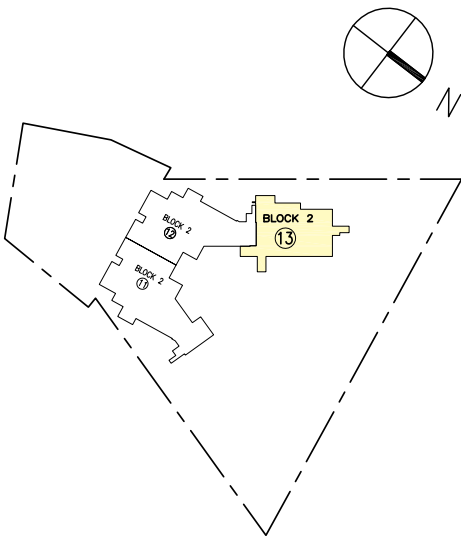
發展項目的住宅物業的樓面平面圖

Block 2

第2座 | B1/F 地下1層



AS BUILT DRAWING  
竣工圖



Scale: ○ 5M(米)  
比例:

Description 描述	Unit 單位
	13
Floor-to-floor height (refer to the height between the top surface of the structural slab of a floor and the top surface of the structural slab of its immediate upper floor) of each residential property (mm) 每個住宅物業的層與層之間的高度 (指該樓層之石屎地台面與上一層石屎地台面之高度距離)(毫米)	3150
The thickness of the floor slabs (excluding plaster) of each residential property (mm) 每個住宅物業的樓板的厚度 (不包括灰泥)(毫米)	175, 225

- Notes :
- The internal areas of the residential properties on the upper floors will generally be slightly larger than those on the lower floors because of the reducing thickness of the structural walls on the upper floors.
  - The dimensions in the floor plans are all structural dimensions in millimetre.

- 備註：
- 因住宅物業的較高樓層的結構牆的厚度遞減，較高樓層的內部面積，一般比較低樓層的內部面積稍大。
  - 樓面平面圖之尺規所列數字為以毫米標示之建築結構尺寸。

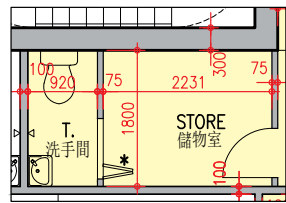


FLOOR PLANS OF RESIDENTIAL PROPERTIES IN THE DEVELOPMENT

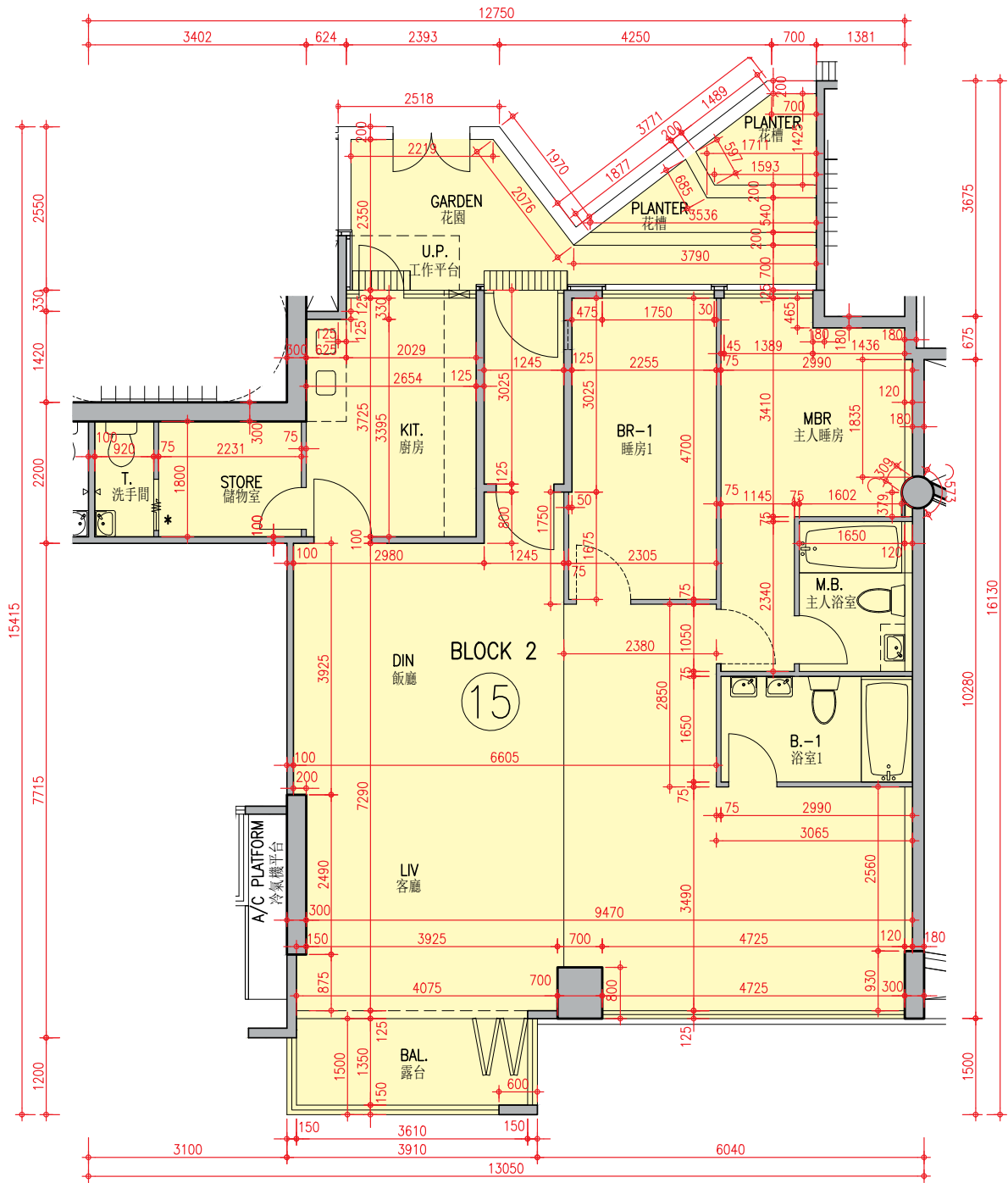
發展項目的住宅物業的樓面平面圖

Block 2

第2座 | G/F 地下



AS BUILT DRAWING  
竣工圖



Scale: 0 5M(米)  
比例: [Scale bar]

Description 描述	Unit 單位
	15
Floor-to-floor height (refer to the height between the top surface of the structural slab of a floor and the top surface of the structural slab of its immediate upper floor) of each residential property (mm) 每個住宅物業的層與層之間的高度 (指該樓層之石屎地台面與上一層石屎地台面之高度距離)(毫米)	3000, 3150
The thickness of the floor slabs (excluding plaster) of each residential property (mm) 每個住宅物業的樓板的厚度 (不包括灰泥)(毫米)	150, 200

Block 2 Unit 15 has been altered by way of minor works or exempted works under the Buildings Ordinance after the completion of the Development. The approximate location of the alteration is indicated on this floor plan. The alteration work includes:

\* Change of number of folding door leaves between Store and Toilet.

第2座單位15在發展項目落成後進行小型工程或獲《建築物條例》豁免的工程而有所改動。該等改動的大概位置已於本樓面平面圖中作標示。第2座單位15的改動工程包括：

\* 更改儲物室與洗手間之間的摺門門葉數目。

Notes :

1. The internal areas of the residential properties on the upper floors will generally be slightly larger than those on the lower floors because of the reducing thickness of the structural walls on the upper floors.

2. The dimensions in the floor plans are all structural dimensions in millimetre.

備註：

1. 因住宅物業的較高樓層的結構牆的厚度遞減，較高樓層的內部面積，一般比較低樓層的內部面積稍大。

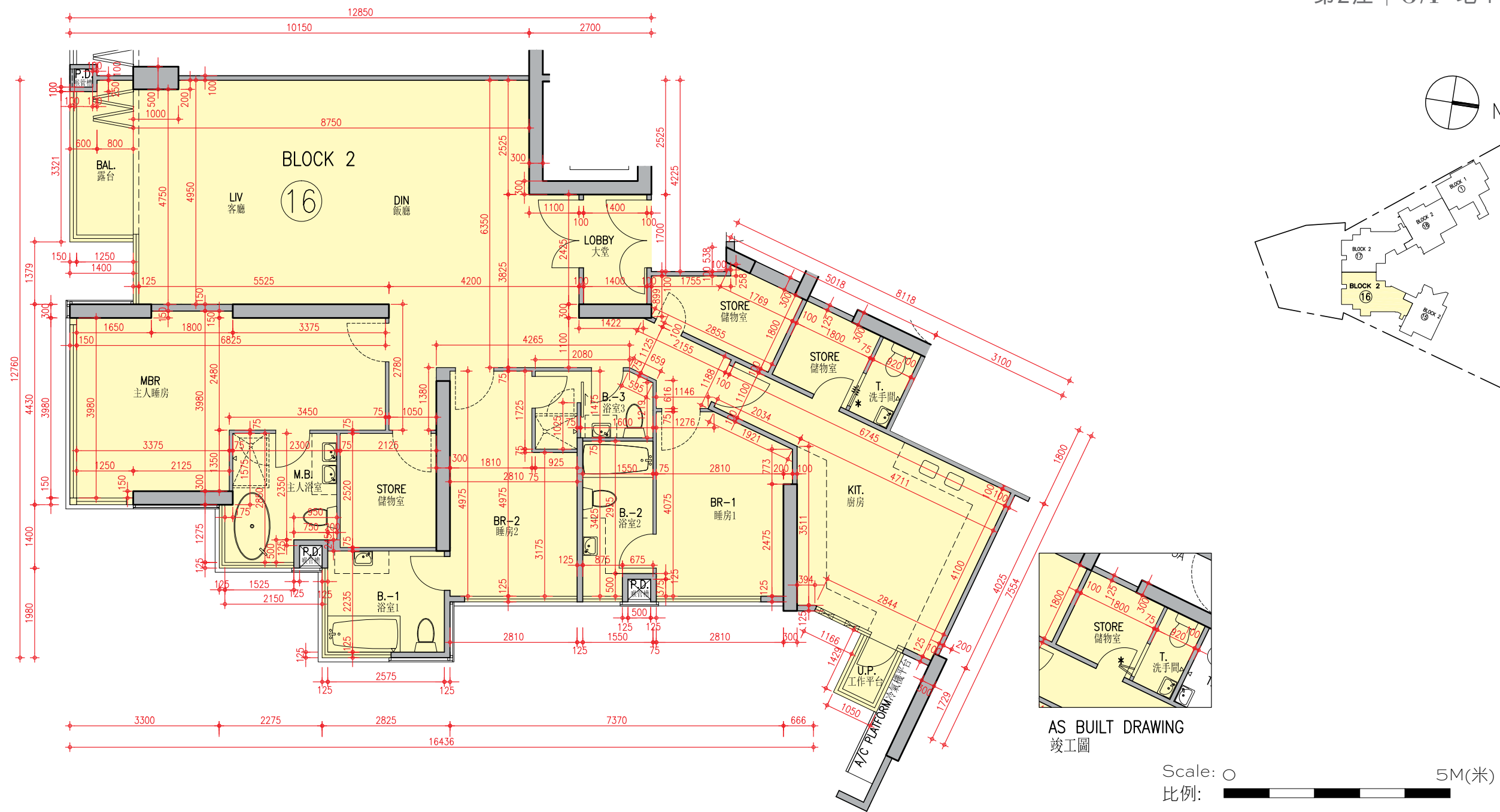
2. 樓面平面圖之尺規所列數字為以毫米標示之建築結構尺寸。

FLOOR PLANS OF RESIDENTIAL PROPERTIES IN THE DEVELOPMENT

發展項目的住宅物業的樓面平面圖

Block 2

第2座 | G/F 地下



Description 描述	Unit 單位
	16
Floor-to-floor height (refer to the height between the top surface of the structural slab of a floor and the top surface of the structural slab of its immediate upper floor) of each residential property (mm) 每個住宅物業的層與層之間的高度 (指該樓層之石屎地台面與上一層石屎地台面之高度距離)(毫米)	3150
The thickness of the floor slabs (excluding plaster) of each residential property (mm) 每個住宅物業的樓板的厚度 (不包括灰泥)(毫米)	150, 200, 225, 350

Block 2 Unit 16 has been altered by way of minor works or exempted works under the Buildings Ordinance after the completion of the Development. The approximate location of the alteration is indicated on this floor plan. The alteration work includes:

\* Change of number of folding door leaves between Store and Toilet.

第2座單位16在發展項目落成後進行小型工程或獲《建築物條例》豁免的工程而有所改動。該等改動的大概位置已於本樓面平面圖中作標示。第2座單位16的改動工程包括：

\* 更改儲物室與洗手間之間的摺門門葉數目。

Notes :

- The internal areas of the residential properties on the upper floors will generally be slightly larger than those on the lower floors because of the reducing thickness of the structural walls on the upper floors.
- The dimensions in the floor plans are all structural dimensions in millimetre.

備註：

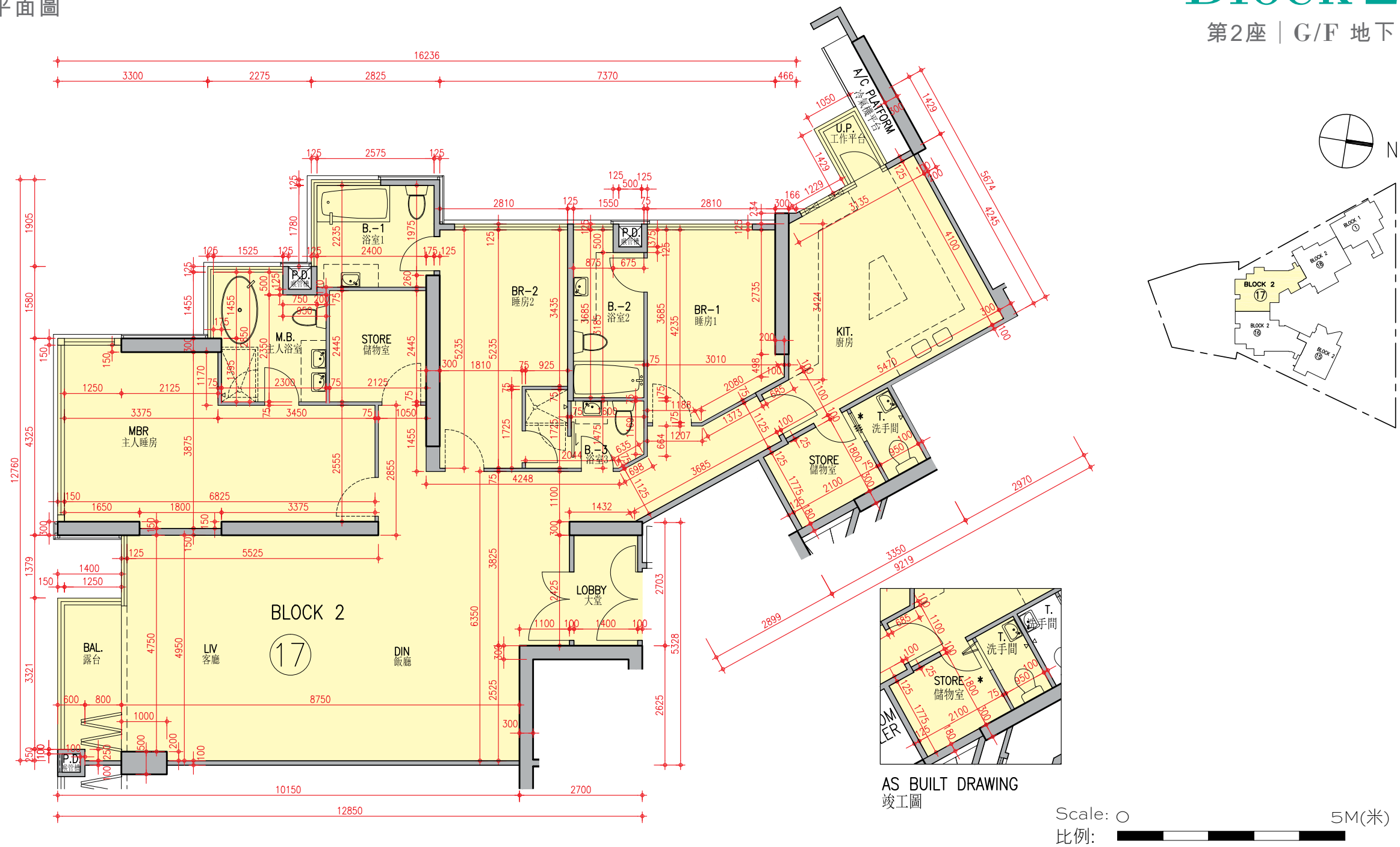
- 因住宅物業的較高樓層的結構牆的厚度遞減，較高樓層的內部面積，一般比較低樓層的內部面積稍大。
- 樓面平面圖之尺規所列數字為以毫米標示之建築結構尺寸。

FLOOR PLANS OF RESIDENTIAL PROPERTIES IN THE DEVELOPMENT

發展項目的住宅物業的樓面平面圖

Block 2

第2座 | G/F 地下



Description 描述	Unit 單位
	17
Floor-to-floor height (refer to the height between the top surface of the structural slab of a floor and the top surface of the structural slab of its immediate upper floor) of each residential property (mm) 每個住宅物業的層與層之間的高度 (指該樓層之石屎地台面與上一層石屎地台面之高度距離)(毫米)	3150
The thickness of the floor slabs (excluding plaster) of each residential property (mm) 每個住宅物業的樓板的厚度 (不包括灰泥)(毫米)	150, 200, 225, 350

Block 2 Unit 17 has been altered by way of minor works or exempted works under the Buildings Ordinance after the completion of the Development. The approximate location of the alteration is indicated on this floor plan. The alteration work includes:

\* Change of number of folding door leaves between Store and Toilet.

第2座單位17在發展項目落成後進行小型工程或獲《建築物條例》豁免的工程而有所改動。該等改動的大概位置已於本樓面平面圖中作標示。第2座單位17的改動工程包括：

\* 更改儲物室與洗手間之間的摺門門葉數目。

Notes :

1. The internal areas of the residential properties on the upper floors will generally be slightly larger than those on the lower floors because of the reducing thickness of the structural walls on the upper floors.

2. The dimensions in the floor plans are all structural dimensions in millimetre.

備註：

1. 因住宅物業的較高樓層的結構牆的厚度遞減，較高樓層的內部面積，一般比較低樓層的內部面積稍大。

2. 樓面平面圖之尺規所列數字為以毫米標示之建築結構尺寸。

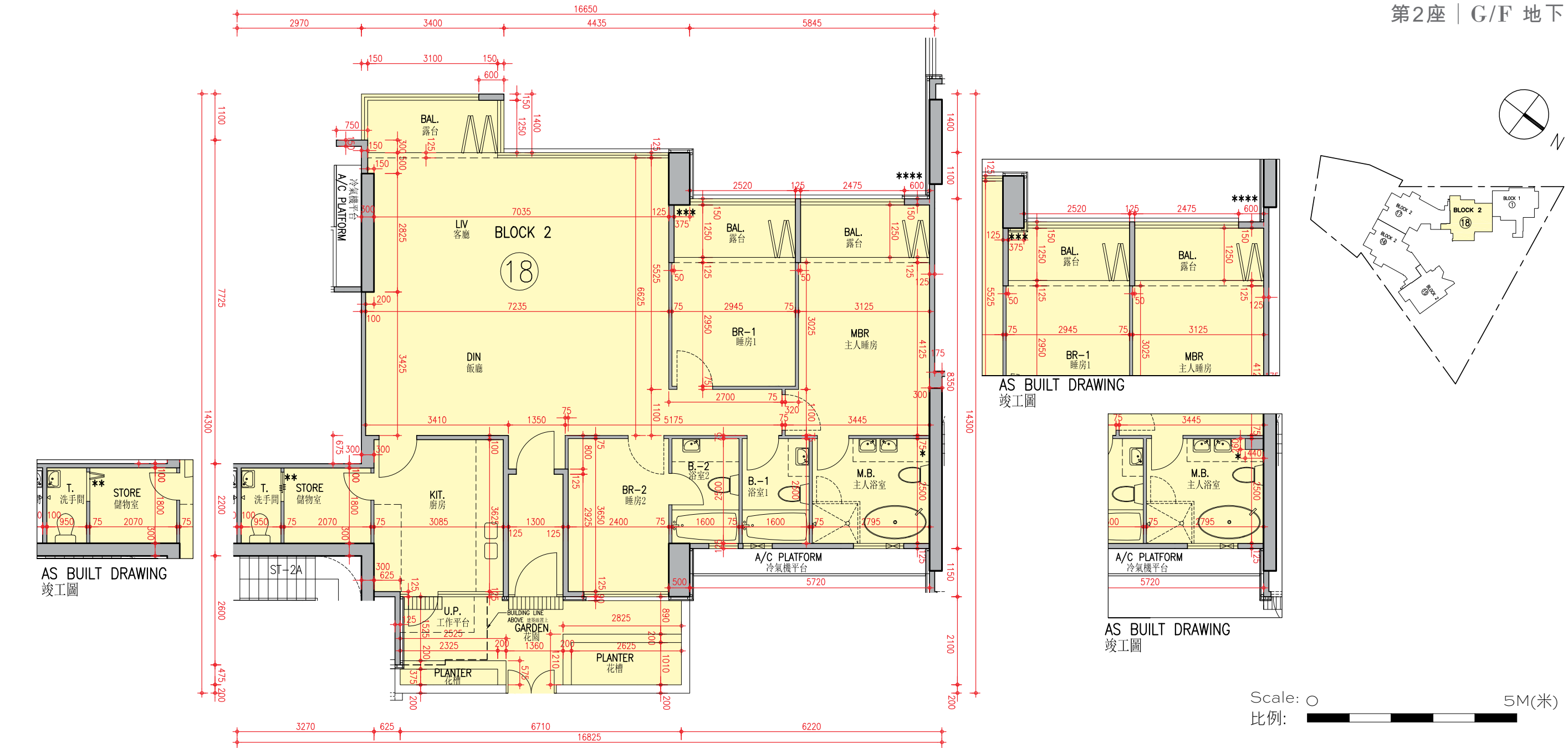


FLOOR PLANS OF RESIDENTIAL PROPERTIES IN THE DEVELOPMENT

發展項目的住宅物業的樓面平面圖

Block 2

第2座 | G/F 地下



Description 描述	Unit 單位
	18
Floor-to-floor height (refer to the height between the top surface of the structural slab of a floor and the top surface of the structural slab of its immediate upper floor) of each residential property (mm) 每個住宅物業的層與層之間的高度 (指該樓層之石屎地台面與上一層石屎地台面之高度距離)(毫米)	3150
The thickness of the floor slabs (excluding plaster) of each residential property (mm) 每個住宅物業的樓板的厚度 (不包括灰泥)(毫米)	175

Block 2 Unit 18 has been altered by way of minor works or exempted works under the Buildings Ordinance after the completion of the Development. The approximate locations of the alterations are indicated on this floor plan. The alteration works include:

- \* Added a decorative feature column in Master Bathroom; and
- \*\* Change of number of folding door leaves between Store and Toilet.

第2座單位18在發展項目落成後進行小型工程或獲《建築物條例》豁免的工程而有所改動。該等改動的大概位置已於本樓面平面圖中作標示。第2座單位18的改動工程包括：

- \* 主人浴室新增裝飾特色柱；和
- \*\* 更改儲物室與洗手間之間的摺門門葉數目。

Notes :

- The internal areas of the residential properties on the upper floors will generally be slightly larger than those on the lower floors because of the reducing thickness of the structural walls on the upper floors.
- The dimensions in the floor plans are all structural dimensions in millimetre.

備註：

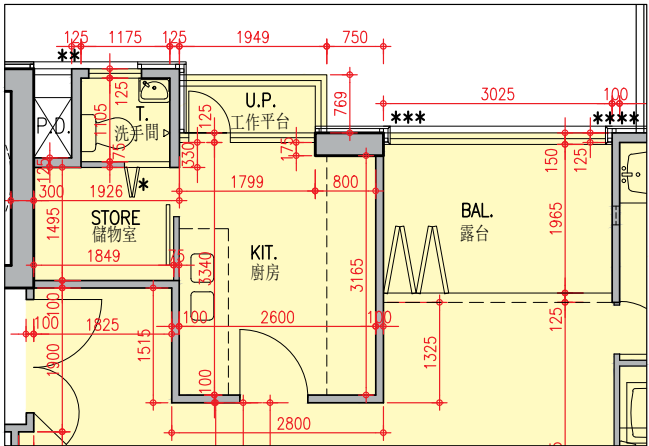
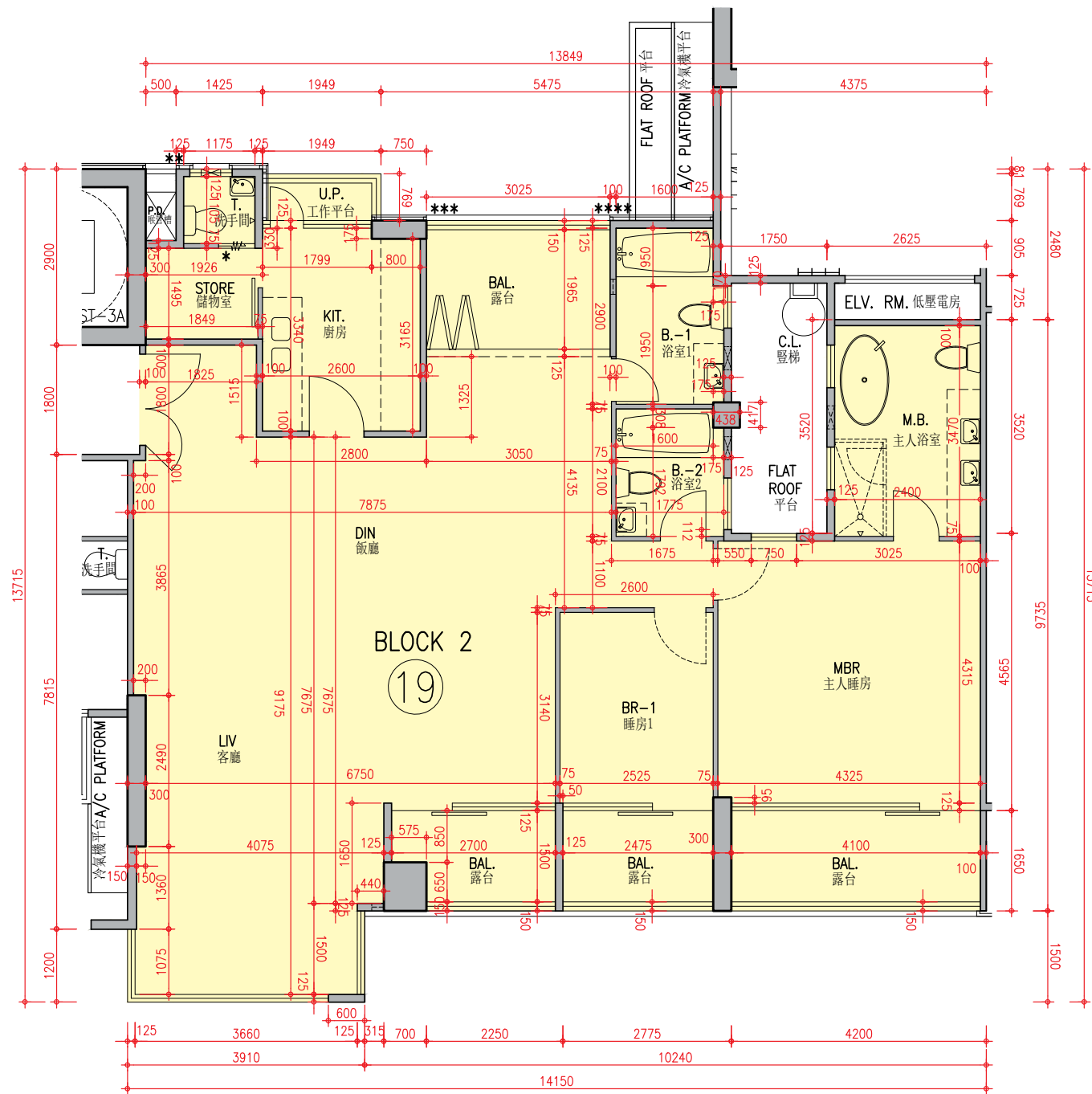
- 因住宅物業的較高樓層的結構牆的厚度遞減，較高樓層的內部面積，一般比較低樓層的內部面積稍大。
- 樓面平面圖之尺規所列數字為以毫米標示之建築結構尺寸。

FLOOR PLANS OF RESIDENTIAL PROPERTIES IN THE DEVELOPMENT

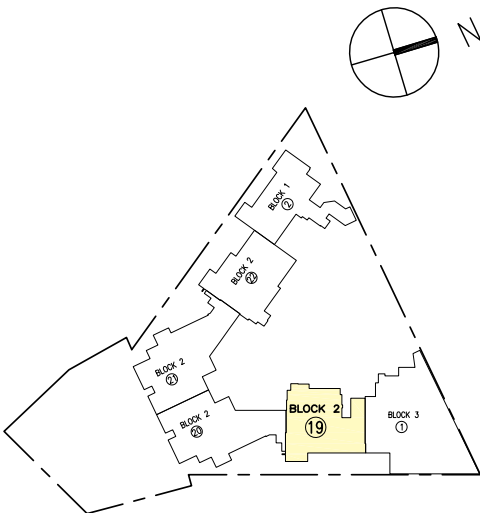
發展項目的住宅物業的樓面平面圖

Block 2

第2座 | 1/F 1樓



AS BUILT DRAWING  
竣工圖



Scale: 0 5M(米)  
比例: [Scale bar]

Description 描述	Unit 單位
	19
Floor-to-floor height (refer to the height between the top surface of the structural slab of a floor and the top surface of the structural slab of its immediate upper floor) of each residential property (mm) 每個住宅物業的層與層之間的高度 (指該樓層之石屎地台面與上一層石屎地台面之高度距離)(毫米)	3150
The thickness of the floor slabs (excluding plaster) of each residential property (mm) 每個住宅物業的樓板的厚度 (不包括灰泥)(毫米)	150, 200

Block 2 Unit 19 has been altered by way of minor works or exempted works under the Buildings Ordinance after the completion of the Development. The approximate location of the alteration is indicated on this floor plan. The alteration work includes:

- \* Change of number of folding door leaves between Store and Toilet.

第2座單位19在發展項目落成後進行小型工程或獲《建築物條例》豁免的工程而有所改動。該等改動的大概位置已於本樓面平面圖中作標示。第2座單位19的改動工程包括：

- \* 更改儲物室與洗手間之間的摺門門葉數目。

Notes :

1. The internal areas of the residential properties on the upper floors will generally be slightly larger than those on the lower floors because of the reducing thickness of the structural walls on the upper floors.
2. The dimensions in the floor plans are all structural dimensions in millimetre.

備註：

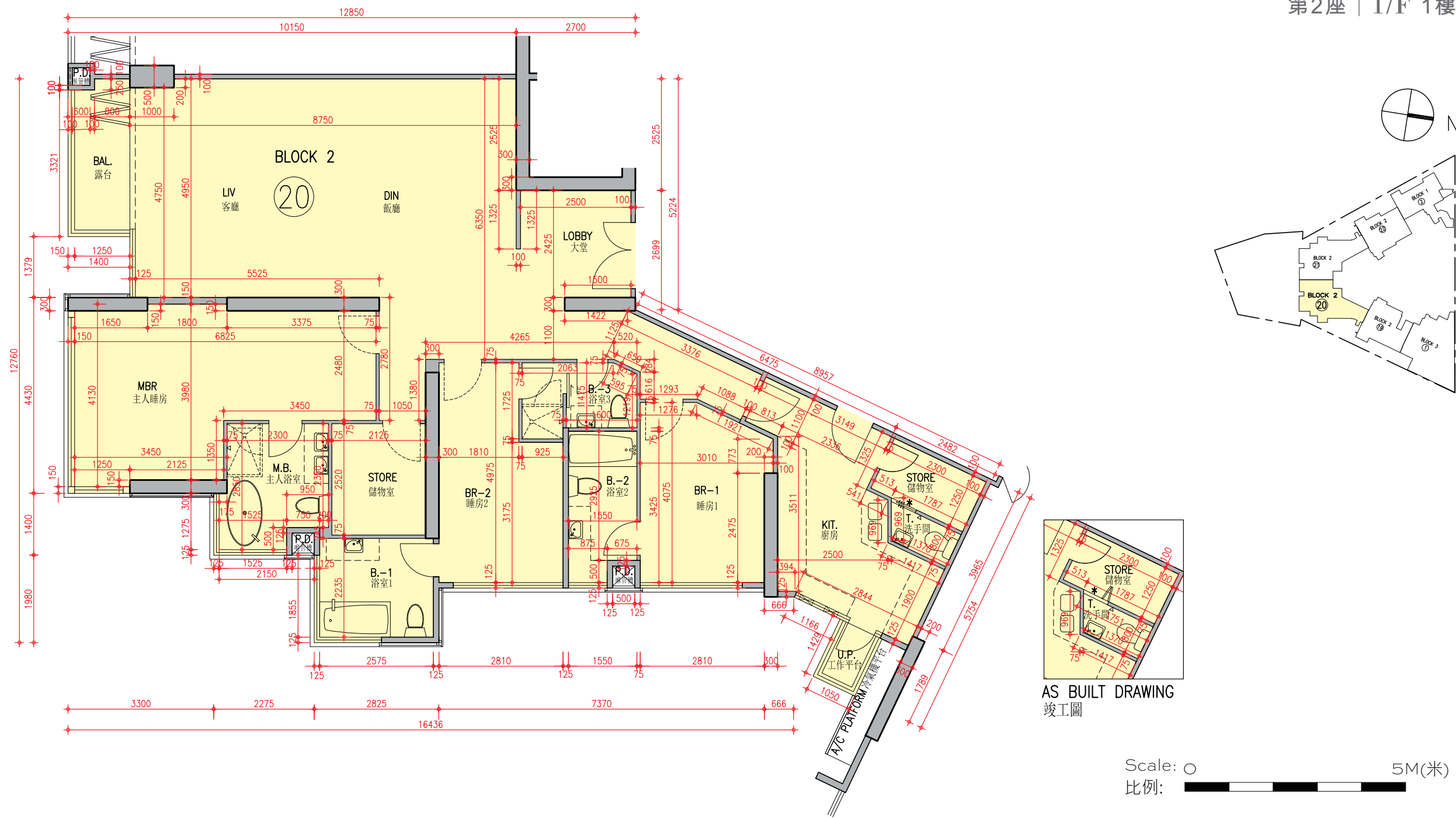
1. 因住宅物業的較高樓層的結構牆的厚度遞減，較高樓層的內部面積，一般比較低樓層的內部面積稍大。
2. 樓面平面圖之尺規所列數字為以毫米標示之建築結構尺寸。

FLOOR PLANS OF RESIDENTIAL PROPERTIES IN THE DEVELOPMENT

發展項目的住宅物業的樓面平面圖

Block 2

第2座 | 1/F 1樓



Description 描述	Unit 單位
	20
Floor-to-floor height (refer to the height between the top surface of the structural slab of a floor and the top surface of the structural slab of its immediate upper floor) of each residential property (mm) 每個住宅物業的層與層之間的高度 (指該樓層之石屎地台面與上一層石屎地台面之高度距離)(毫米)	3150
The thickness of the floor slabs (excluding plaster) of each residential property (mm) 每個住宅物業的樓板的厚度 (不包括灰泥)(毫米)	150, 200, 350

Block 2 Unit 20 has been altered by way of minor works or exempted works under the Buildings Ordinance after the completion of the Development. The approximate location of the alteration is indicated on this floor plan. The alteration work includes:

\* Change of number of folding door leaves between Store and Toilet.

第2座單位20在發展項目落成後進行小型工程或獲《建築物條例》豁免的工程而有所改動。該等改動的大概位置已於本樓面平面圖中作標示。第2座單位20的改動工程包括：

\* 更改儲物室與洗手間之間的摺門門葉數目。

Notes :

1. The internal areas of the residential properties on the upper floors will generally be slightly larger than those on the lower floors because of the reducing thickness of the structural walls on the upper floors.

2. The dimensions in the floor plans are all structural dimensions in millimetre.

備註：

1. 因住宅物業的較高樓層的結構牆的厚度遞減，較高樓層的內部面積，一般比較低樓層的內部面積稍大。

2. 樓面平面圖之尺規所列數字為以毫米標示之建築結構尺寸。

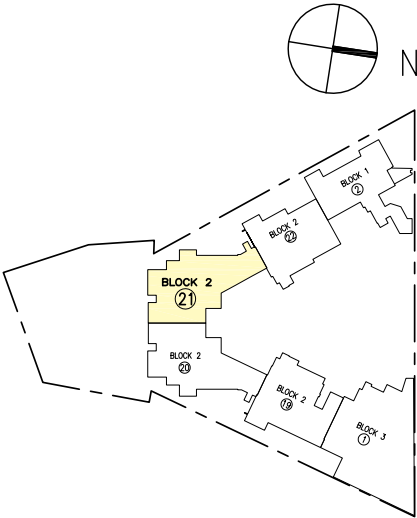
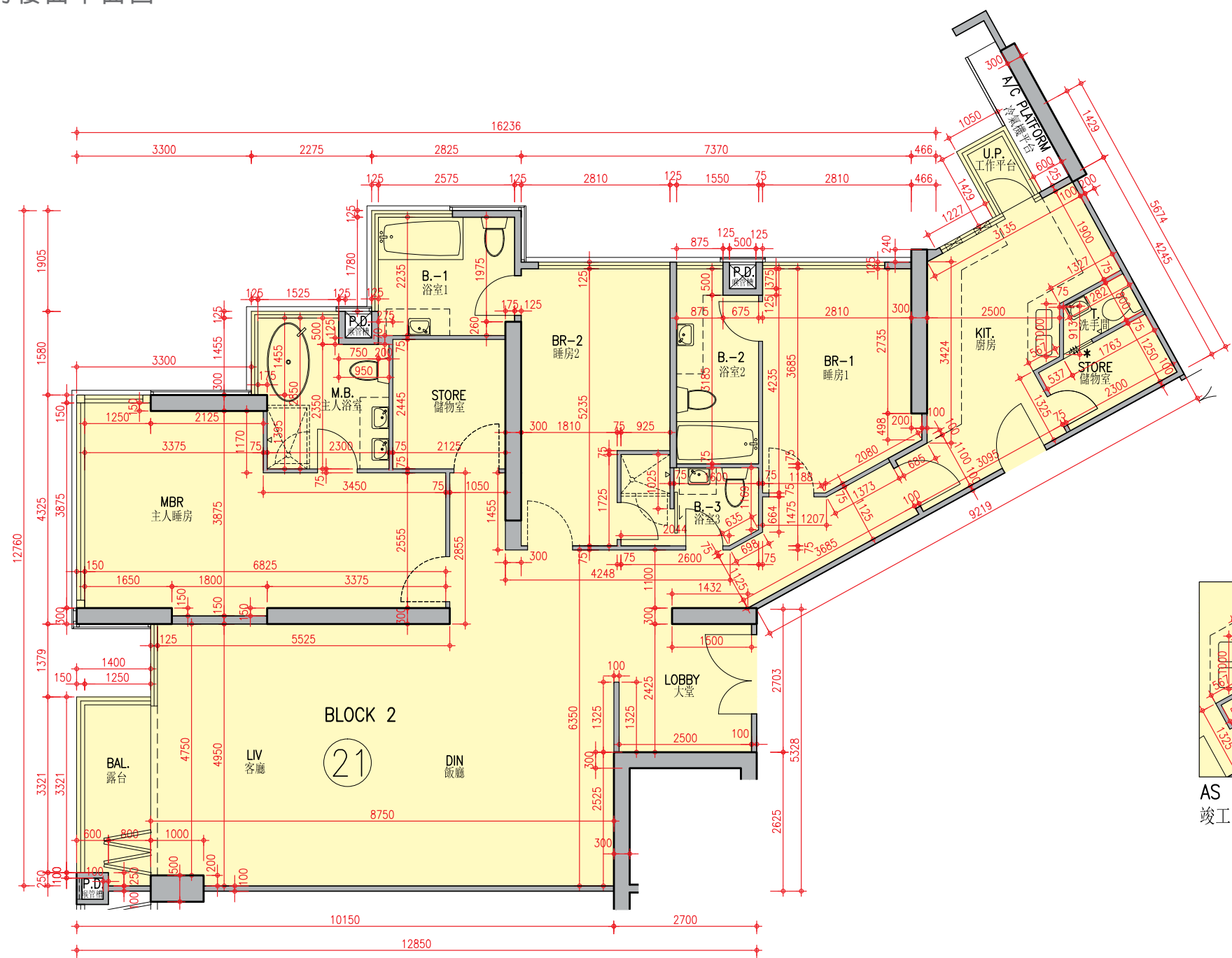


FLOOR PLANS OF RESIDENTIAL PROPERTIES IN THE DEVELOPMENT

發展項目的住宅物業的樓面平面圖

Block 2

第2座 | 1/F 1樓



AS BUILT DRAWING  
竣工圖

Scale: 0 5M(米)  
比例: 1:500

Description 描述	Unit 單位
	21
Floor-to-floor height (refer to the height between the top surface of the structural slab of a floor and the top surface of the structural slab of its immediate upper floor) of each residential property (mm) 每個住宅物業的層與層之間的高度 (指該樓層之石屎地台面與上一層石屎地台面之高度距離)(毫米)	3150
The thickness of the floor slabs (excluding plaster) of each residential property (mm) 每個住宅物業的樓板的厚度 (不包括灰泥)(毫米)	150, 200, 350

Block 2 Unit 21 has been altered by way of minor works or exempted works under the Buildings Ordinance after the completion of the Development. The approximate location of the alteration is indicated on this floor plan. The alteration work includes:

- \* Change of number of folding door leaves between Store and Toilet.

第2座單位21在發展項目落成後進行小型工程或獲《建築物條例》豁免的工程而有所改動。該等改動的大概位置已於本樓面平面圖中作標示。第2座單位21的改動工程包括：

- \* 更改儲物室與洗手間之間的摺門門葉數目。

Notes :

1. The internal areas of the residential properties on the upper floors will generally be slightly larger than those on the lower floors because of the reducing thickness of the structural walls on the upper floors.
2. The dimensions in the floor plans are all structural dimensions in millimetre.

備註：

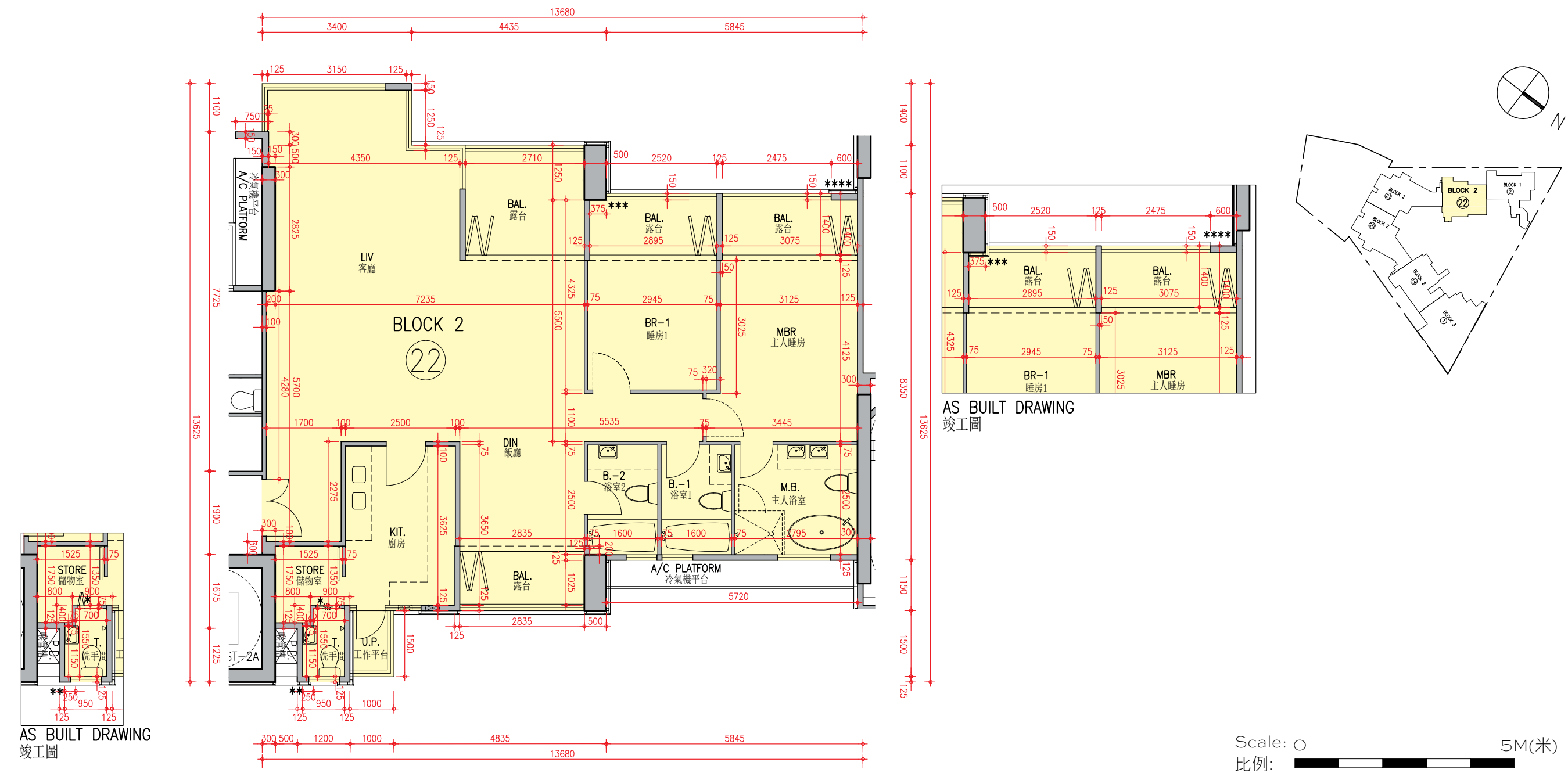
1. 因住宅物業的較高樓層的結構牆的厚度遞減，較高樓層的內部面積，一般比較低樓層的內部面積稍大。
2. 樓面平面圖之尺規所列數字為以毫米標示之建築結構尺寸。

FLOOR PLANS OF RESIDENTIAL PROPERTIES IN THE DEVELOPMENT

發展項目的住宅物業的樓面平面圖

Block 2

第2座 | 1/F 1樓



Description 描述	Unit 單位
	22
Floor-to-floor height (refer to the height between the top surface of the structural slab of a floor and the top surface of the structural slab of its immediate upper floor) of each residential property (mm) 每個住宅物業的層與層之間的高度 (指該樓層之石屎地台面與上一層石屎地台面之高度距離)(毫米)	3150
The thickness of the floor slabs (excluding plaster) of each residential property (mm) 每個住宅物業的樓板的厚度 (不包括灰泥)(毫米)	150

Block 2 Unit 22 has been altered by way of minor works or exempted works under the Buildings Ordinance after the completion of the Development. The approximate location of the alteration is indicated on this floor plan. The alteration work includes:

- \* Change of number of folding door leaves between Store and Toilet.

第2座單位22在發展項目落成後進行小型工程或獲《建築物條例》豁免的工程而有所改動。該等改動的大概位置已於本樓面平面圖中作標示。第2座單位22的改動工程包括：

- \* 更改儲物室與洗手間之間的摺門門葉數目。

Notes :

1. The internal areas of the residential properties on the upper floors will generally be slightly larger than those on the lower floors because of the reducing thickness of the structural walls on the upper floors.
2. The dimensions in the floor plans are all structural dimensions in millimetre.

備註：

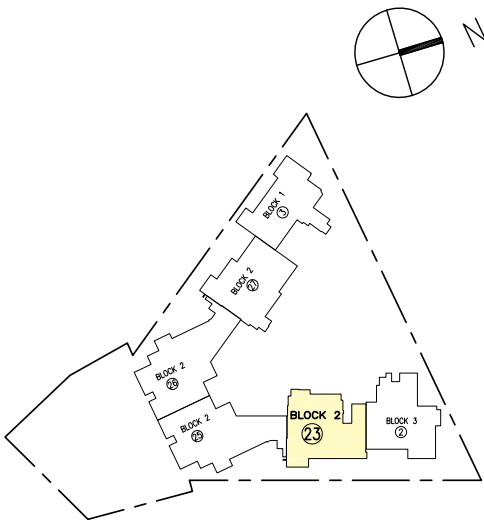
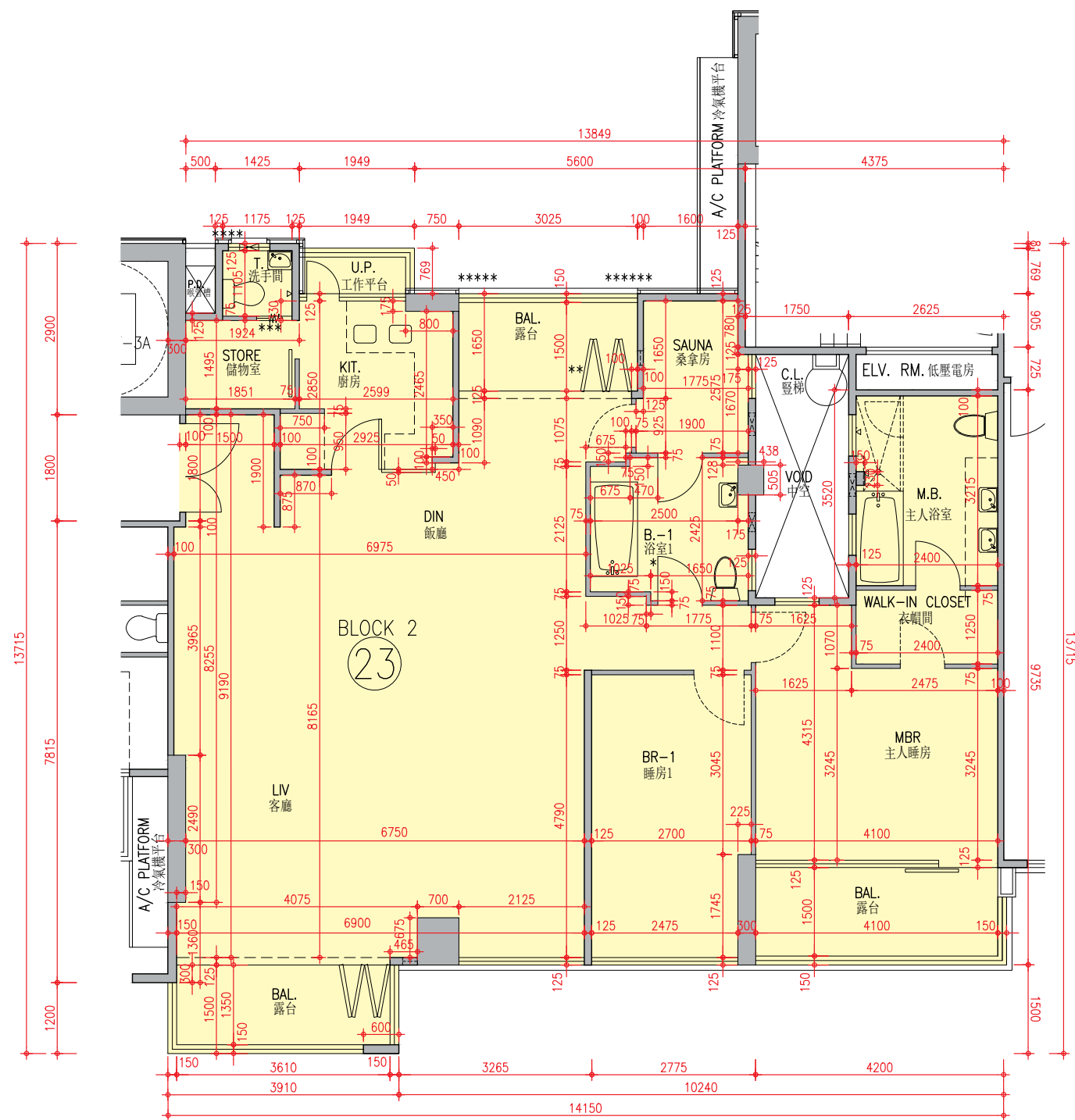
1. 因住宅物業的較高樓層的結構牆的厚度遞減，較高樓層的內部面積，一般比較低樓層的內部面積稍大。
2. 樓面平面圖之尺規所列數字為以毫米標示之建築結構尺寸。

FLOOR PLANS OF RESIDENTIAL PROPERTIES IN THE DEVELOPMENT

發展項目的住宅物業的樓面平面圖

Block 2

第2座 | 2/F 2樓



Scale: 0 5M(米)  
比例: 1:1000

Description 描述	Unit 單位
	23
Floor-to-floor height (refer to the height between the top surface of the structural slab of a floor and the top surface of the structural slab of its immediate upper floor) of each residential property (mm) 每個住宅物業的層與層之間的高度 (指該樓層之石屎地台面與上一層石屎地台面之高度距離)(毫米)	3150
The thickness of the floor slabs (excluding plaster) of each residential property (mm) 每個住宅物業的樓板的厚度 (不包括灰泥)(毫米)	150

- Notes :
- The internal areas of the residential properties on the upper floors will generally be slightly larger than those on the lower floors because of the reducing thickness of the structural walls on the upper floors.
  - The dimensions in the floor plans are all structural dimensions in millimetre.
- 備註 :
- 因住宅物業的較高樓層的結構牆的厚度遞減，較高樓層的內部面積，一般比較低樓層的內部面積稍大。
  - 樓面平面圖之尺規所列數字為以毫米標示之建築結構尺寸。

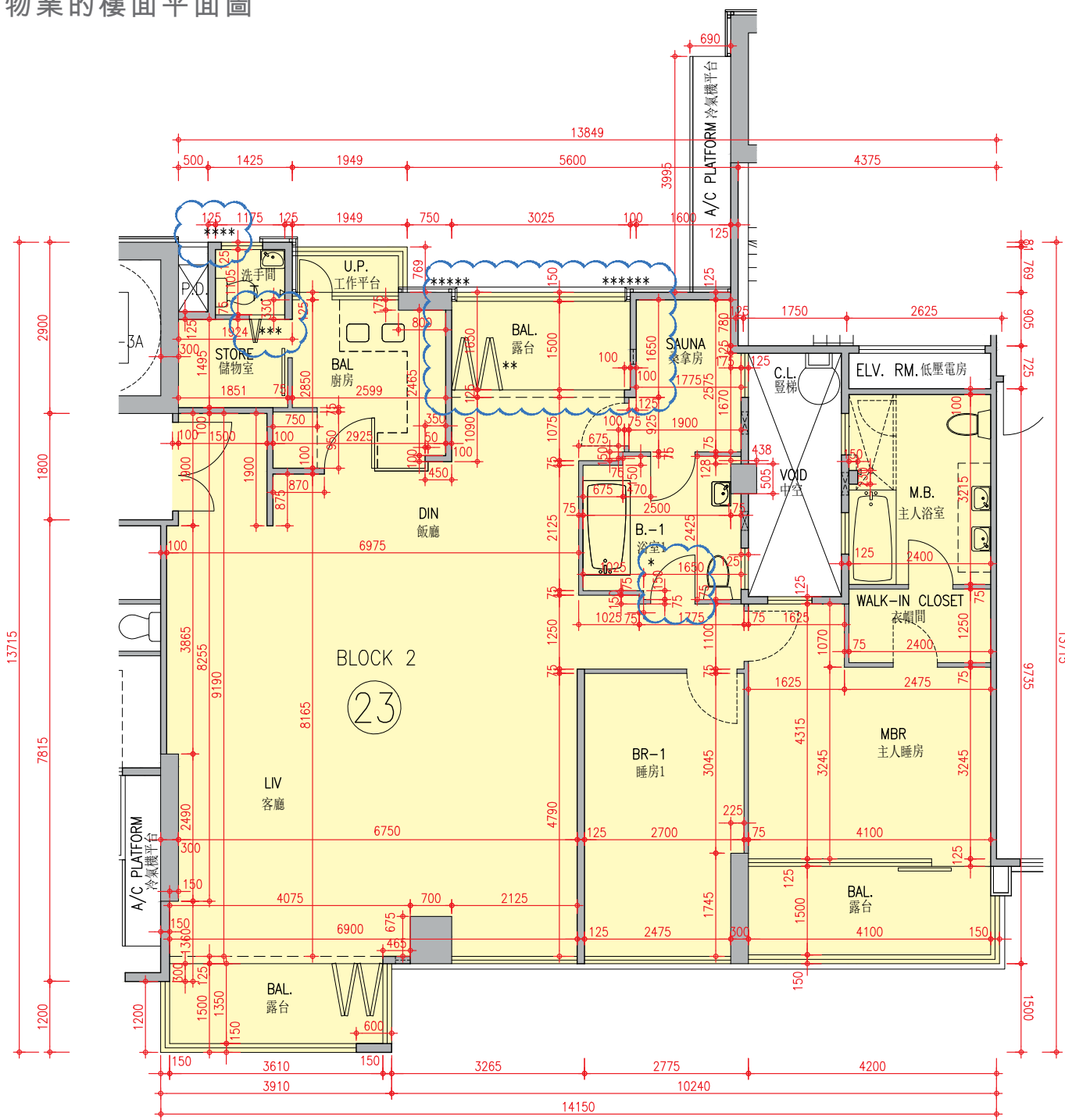


FLOOR PLANS OF RESIDENTIAL PROPERTIES IN THE DEVELOPMENT

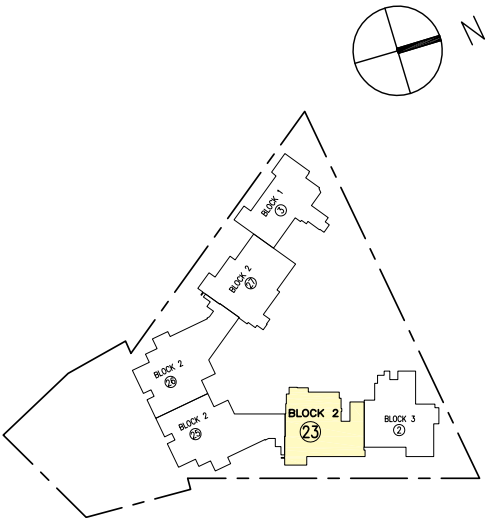
發展項目的住宅物業的樓面平面圖

Block 2

第2座 | 2/F 2樓



AS BUILT DRAWING  
竣工圖



Scale: 0 5M(米)  
比例: 1:100

Block 2 Unit 23 has been altered by way of minor works or exempted works under the Buildings Ordinance after the completion of the Development. The approximate locations of the alterations are indicated on this floor plan. The alteration works include:

- \* Change of swing direction of Bathroom 1 door;
- \*\* Change of sliding direction of folding door between Dining Room and balcony; and
- \*\*\* Change of number of folding door leaves between Store and Toilet.

第2座單位23在發展項目落成後進行小型工程或獲《建築物條例》豁免的工程而有所改動。該等改動的大概位置已於本樓面平面圖中作標示。第2座單位23的改動工程包括：

- \* 更改浴室1門打開方向;
- \*\* 更改飯廳與露台之間摺門的拉趟方向; 和
- \*\*\* 更改儲物室與洗手間之間的摺門門葉數目。

Notes :

1. The internal areas of the residential properties on the upper floors will generally be slightly larger than those on the lower floors because of the reducing thickness of the structural walls on the upper floors.
2. The dimensions in the floor plans are all structural dimensions in millimetre.

備註：

1. 因住宅物業的較高樓層的結構牆的厚度遞減，較高樓層的內部面積，一般比較低樓層的內部面積稍大。
2. 樓面平面圖之尺規所列數字為以毫米標示之建築結構尺寸。

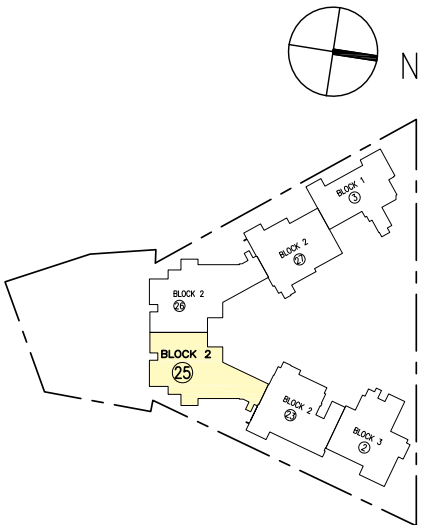
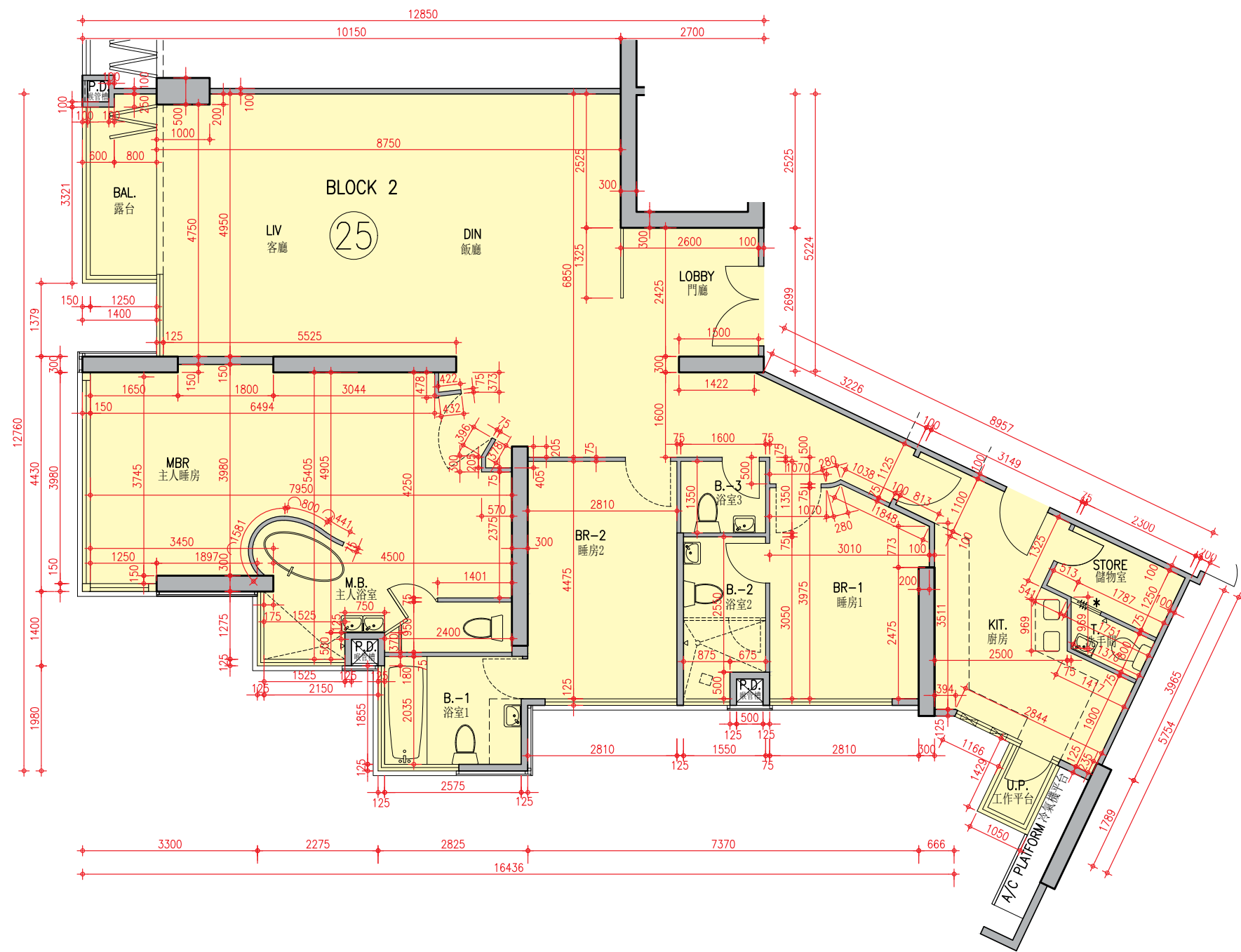
Description 描述	Unit 單位
	23
Floor-to-floor height (refer to the height between the top surface of the structural slab of a floor and the top surface of the structural slab of its immediate upper floor) of each residential property (mm) 每個住宅物業的層與層之間的高度 (指該樓層之石屎地台面與上一層石屎地台面之高度距離)(毫米)	3150
The thickness of the floor slabs (excluding plaster) of each residential property (mm) 每個住宅物業的樓板的厚度 (不包括灰泥)(毫米)	150

FLOOR PLANS OF RESIDENTIAL PROPERTIES IN THE DEVELOPMENT

發展項目的住宅物業的樓面平面圖

Block 2

第2座 | 2/F 2樓



AS BUILT DRAWING  
竣工圖

Scale: 0 5M(米)  
比例: 1:500

Description 描述	Unit 單位
	25
Floor-to-floor height (refer to the height between the top surface of the structural slab of a floor and the top surface of the structural slab of its immediate upper floor) of each residential property (mm) 每個住宅物業的層與層之間的高度 (指該樓層之石屎地台面與上一層石屎地台面之高度距離)(毫米)	3150
The thickness of the floor slabs (excluding plaster) of each residential property (mm) 每個住宅物業的樓板的厚度 (不包括灰泥)(毫米)	150, 225, 350

Block 2 Unit 25 has been altered by way of minor works or exempted works under the Buildings Ordinance after the completion of the Development. The approximate location of the alteration is indicated on this floor plan. The alteration work includes:

- \* Change of number of folding door leaves between Store and Toilet.
- 第2座單位25在發展項目落成後進行小型工程或獲《建築物條例》豁免的工程而有所改動。該等改動的大概位置已於本樓面平面圖中作標示。第2座單位25的改動工程包括：
- \* 更改儲物室與洗手間之間的摺門門葉數目。

- Notes :
- The internal areas of the residential properties on the upper floors will generally be slightly larger than those on the lower floors because of the reducing thickness of the structural walls on the upper floors.
  - The dimensions in the floor plans are all structural dimensions in millimetre.

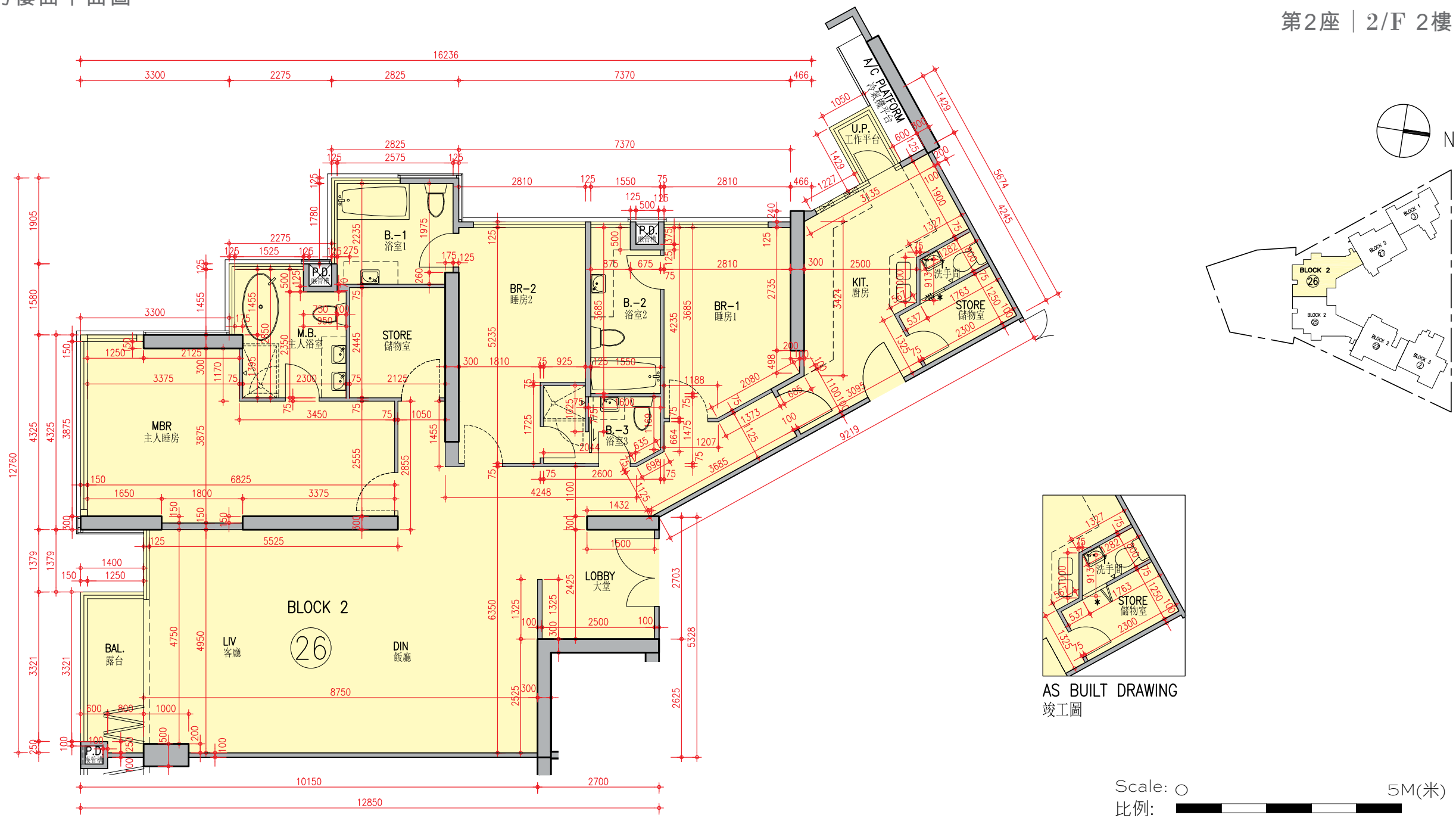
- 備註：
- 因住宅物業的較高樓層的結構牆的厚度遞減，較高樓層的內部面積，一般比較低樓層的內部面積稍大。
  - 樓面平面圖之尺規所列數字為以毫米標示之建築結構尺寸。

FLOOR PLANS OF RESIDENTIAL PROPERTIES IN THE DEVELOPMENT

發展項目的住宅物業的樓面平面圖

Block 2

第2座 | 2/F 2樓



Description 描述	Unit 單位
	26
Floor-to-floor height (refer to the height between the top surface of the structural slab of a floor and the top surface of the structural slab of its immediate upper floor) of each residential property (mm) 每個住宅物業的層與層之間的高度 (指該樓層之石屎地台面與上一層石屎地台面之高度距離)(毫米)	3150
The thickness of the floor slabs (excluding plaster) of each residential property (mm) 每個住宅物業的樓板的厚度 (不包括灰泥)(毫米)	150, 225, 350

Block 2 Unit 26 has been altered by way of minor works or exempted works under the Buildings Ordinance after the completion of the Development. The approximate location of the alteration is indicated on this floor plan. The alteration work includes:

- \* Change of number of folding door leaves between Store and Toilet.

第2座單位26在發展項目落成後進行小型工程或獲《建築物條例》豁免的工程而有所改動。該等改動的大概位置已於本樓面平面圖中作標示。第2座單位26的改動工程包括：

- \* 更改儲物室與洗手間之間的摺門門葉數目。

Notes :

1. The internal areas of the residential properties on the upper floors will generally be slightly larger than those on the lower floors because of the reducing thickness of the structural walls on the upper floors.
2. The dimensions in the floor plans are all structural dimensions in millimetre.

備註：

1. 因住宅物業的較高樓層的結構牆的厚度遞減，較高樓層的內部面積，一般比較低樓層的內部面積稍大。
2. 樓面平面圖之尺規所列數字為以毫米標示之建築結構尺寸。

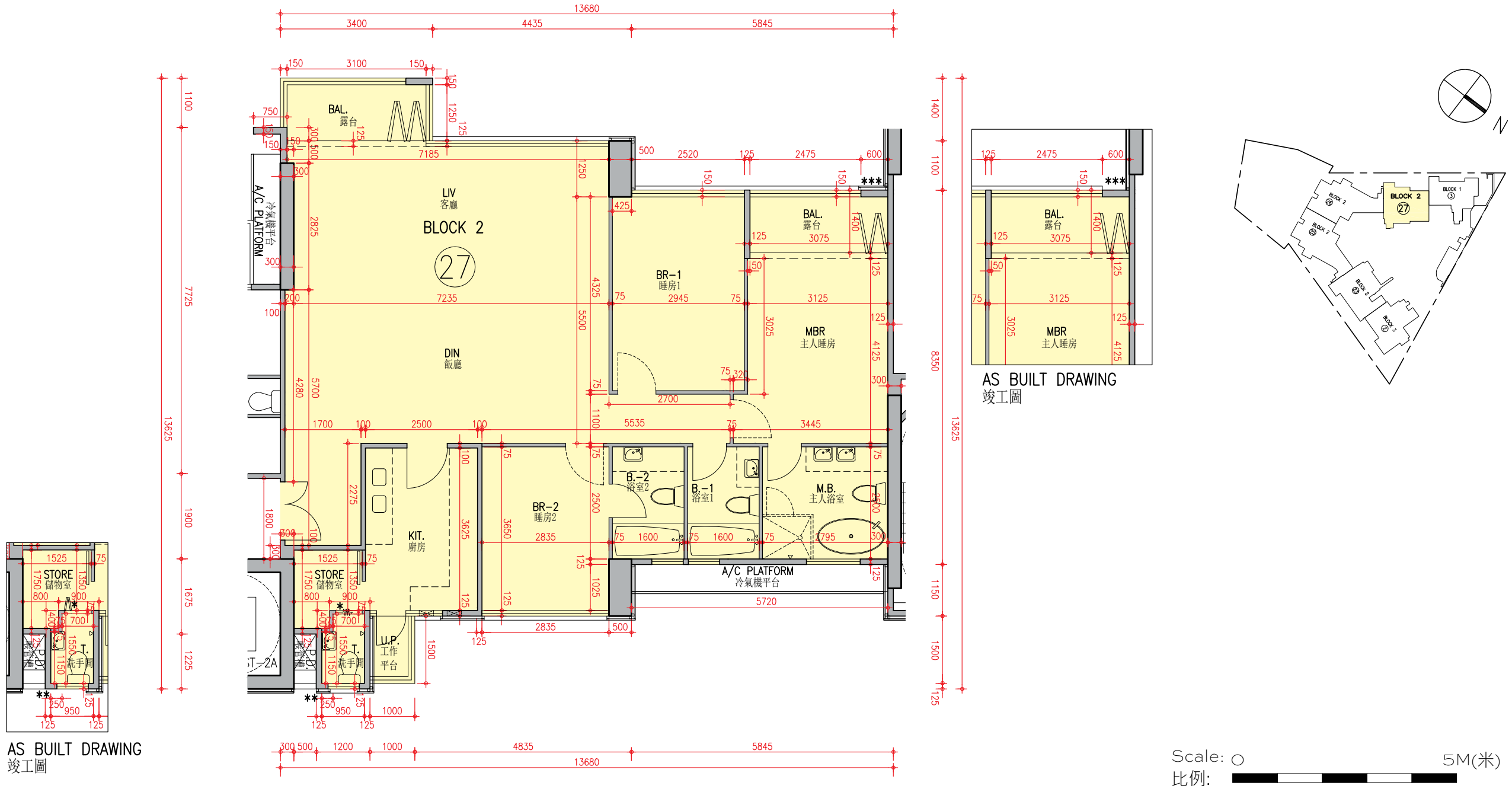


FLOOR PLANS OF RESIDENTIAL PROPERTIES IN THE DEVELOPMENT

發展項目的住宅物業的樓面平面圖

Block 2

第2座 | 2/F 2樓



Description 描述	Unit 單位
	27
Floor-to-floor height (refer to the height between the top surface of the structural slab of a floor and the top surface of the structural slab of its immediate upper floor) of each residential property (mm) 每個住宅物業的層與層之間的高度 (指該樓層之石屎地台面與上一層石屎地台面之高度距離)(毫米)	3150
The thickness of the floor slabs (excluding plaster) of each residential property (mm) 每個住宅物業的樓板的厚度 (不包括灰泥)(毫米)	150

Block 2 Unit 27 has been altered by way of minor works or exempted works under the Buildings Ordinance after the completion of the Development. The approximate location of the alteration is indicated on this floor plan. The alteration work includes:

- \* Change of number of folding door leaves between Store and Toilet.

第2座單位27在發展項目落成後進行小型工程或獲《建築物條例》豁免的工程而有所改動。該等改動的大概位置已於本樓面平面圖中作標示。第2座單位27的改動工程包括：

- \* 更改儲物室與洗手間之間的摺門門葉數目。

Notes :

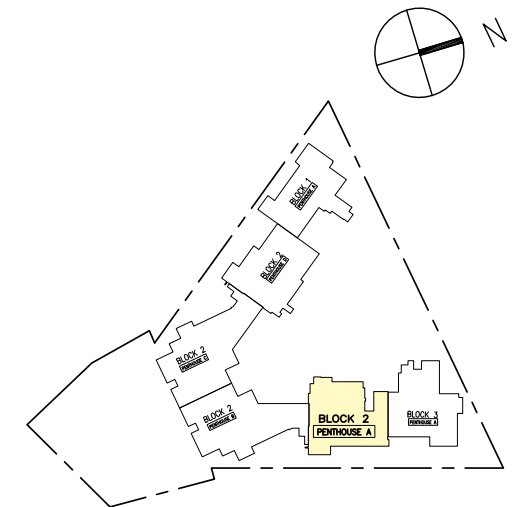
- The internal areas of the residential properties on the upper floors will generally be slightly larger than those on the lower floors because of the reducing thickness of the structural walls on the upper floors.
- The dimensions in the floor plans are all structural dimensions in millimetre.

備註：

- 因住宅物業的較高樓層的結構牆的厚度遞減，較高樓層的內部面積，一般比較低樓層的內部面積稍大。
- 樓面平面圖之尺規所列數字為以毫米標示之建築結構尺寸。

發展項目的住宅物業的樓面平面圖

## 第2座 | 3/F 3樓



Scale: 0 5M(米)  
比例: 

Description 描述	Unit 單位
	Penthouse A 頂層單位A
Floor-to-floor height (refer to the height between the top surface of the structural slab of a floor and the top surface of the structural slab of its immediate upper floor) of each residential property (mm) 每個住宅物業的層與層之間的高度 (指該樓層之石屎地台面與上一層石屎地台面之高度距離)(毫米)	3200, 3500
The thickness of the floor slabs (excluding plaster) of each residential property (mm) 每個住宅物業的樓板的厚度 (不包括灰泥)(毫米)	150, 175, 300

1. The internal areas of the residential properties on the upper floors will generally be slightly larger than those on the lower floors because of the reducing thickness of the structural walls on the upper floors.
2. The dimensions in the floor plans are all structural dimensions in millimetre.

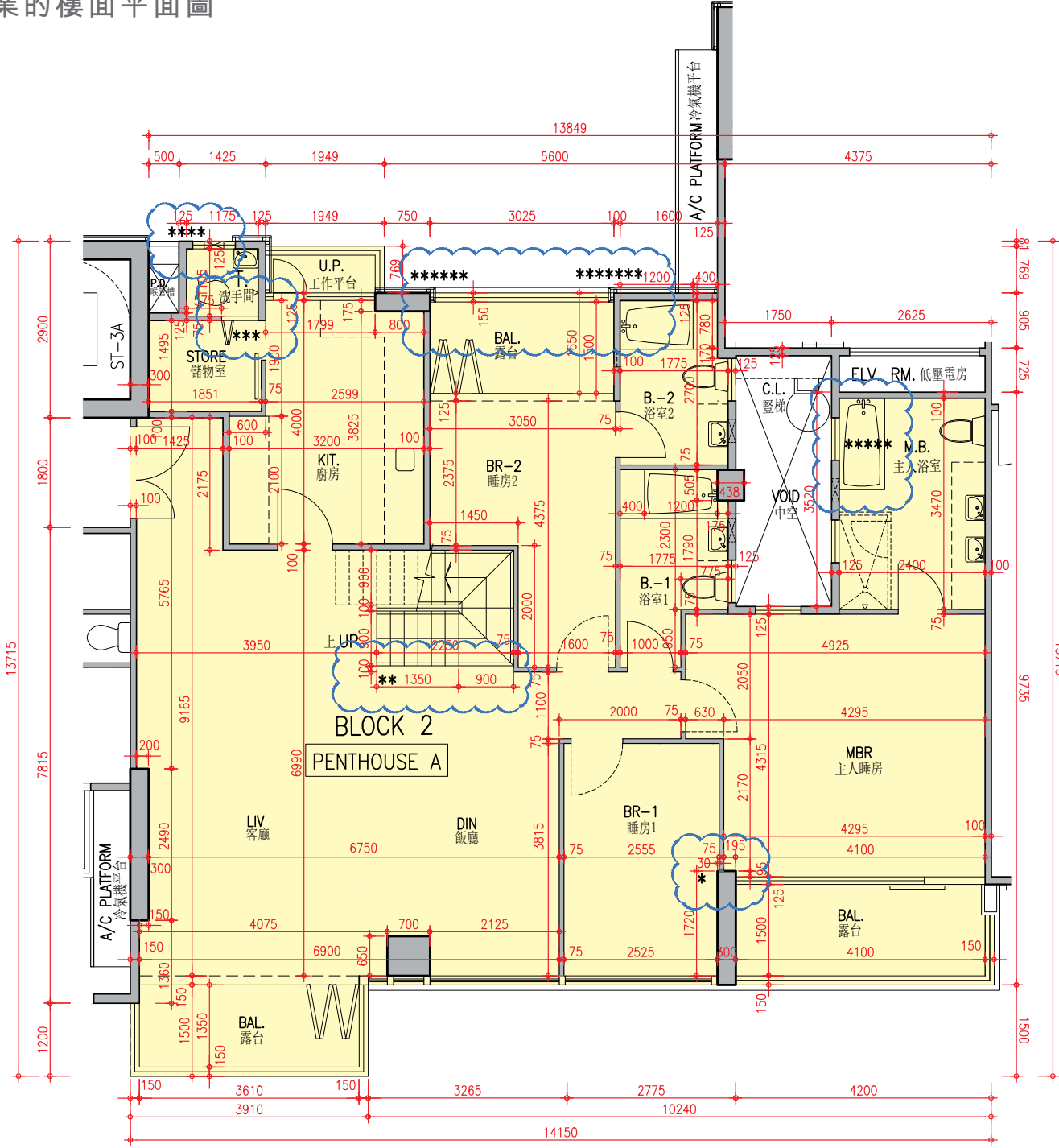
1. 因住宅物業的較高樓層的結構牆的厚度遞減，較高樓層的內部面積，一般比較低樓層的內部面積稍大。
2. 樓面平面圖之尺規所列數字為以毫米標示之建築結構尺寸。

FLOOR PLANS OF RESIDENTIAL PROPERTIES IN THE DEVELOPMENT

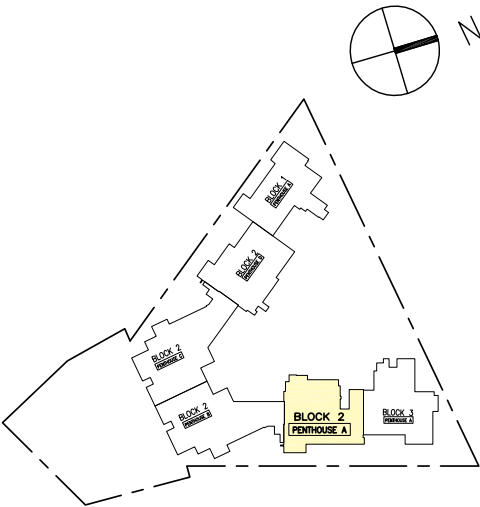
發展項目的住宅物業的樓面平面圖

Block 2

第2座 | 3/F 3樓



AS BUILT DRAWING  
竣工圖



Scale: 0 5M(米)  
比例: [Scale bar]

Block 2 Penthouse A has been altered by way of minor works or exempted works under the Buildings Ordinance after the completion of the Development. The approximate locations of the alterations are indicated on this floor plan. The alteration works include:  
\*\*\* Change of number of folding door leaves between Store and Toilet; and  
\*\*\*\*\* Change of bathtub shape in Master Bathroom.

第2座頂層單位A在發展項目落成後進行小型工程或獲《建築物條例》豁免的工程而有所改動。該等改動的大概位置已於本樓面平面圖中作標示。第2座頂層單位A的改動工程包括：  
\*\*\* 更改儲物室與洗手間之間的摺門門葉數目；和  
\*\*\*\*\* 更改主人浴室浴缸形狀。

Notes :  
1. The internal areas of the residential properties on the upper floors will generally be slightly larger than those on the lower floors because of the reducing thickness of the structural walls on the upper floors.  
2. The dimensions in the floor plans are all structural dimensions in millimetre.

備註：  
1. 因住宅物業的較高樓層的結構牆的厚度遞減，較高樓層的內部面積，一般比較低樓層的內部面積稍大。  
2. 樓面平面圖之尺規所列數字為以毫米標示之建築結構尺寸。

Description 描述	Unit 單位
	Penthouse A 頂層單位A
Floor-to-floor height (refer to the height between the top surface of the structural slab of a floor and the top surface of the structural slab of its immediate upper floor) of each residential property (mm) 每個住宅物業的層與層之間的高度 (指該樓層之石屎地台面與上一層石屎地台面之高度距離)(毫米)	3200, 3500
The thickness of the floor slabs (excluding plaster) of each residential property (mm) 每個住宅物業的樓板的厚度 (不包括灰泥)(毫米)	150, 175, 300

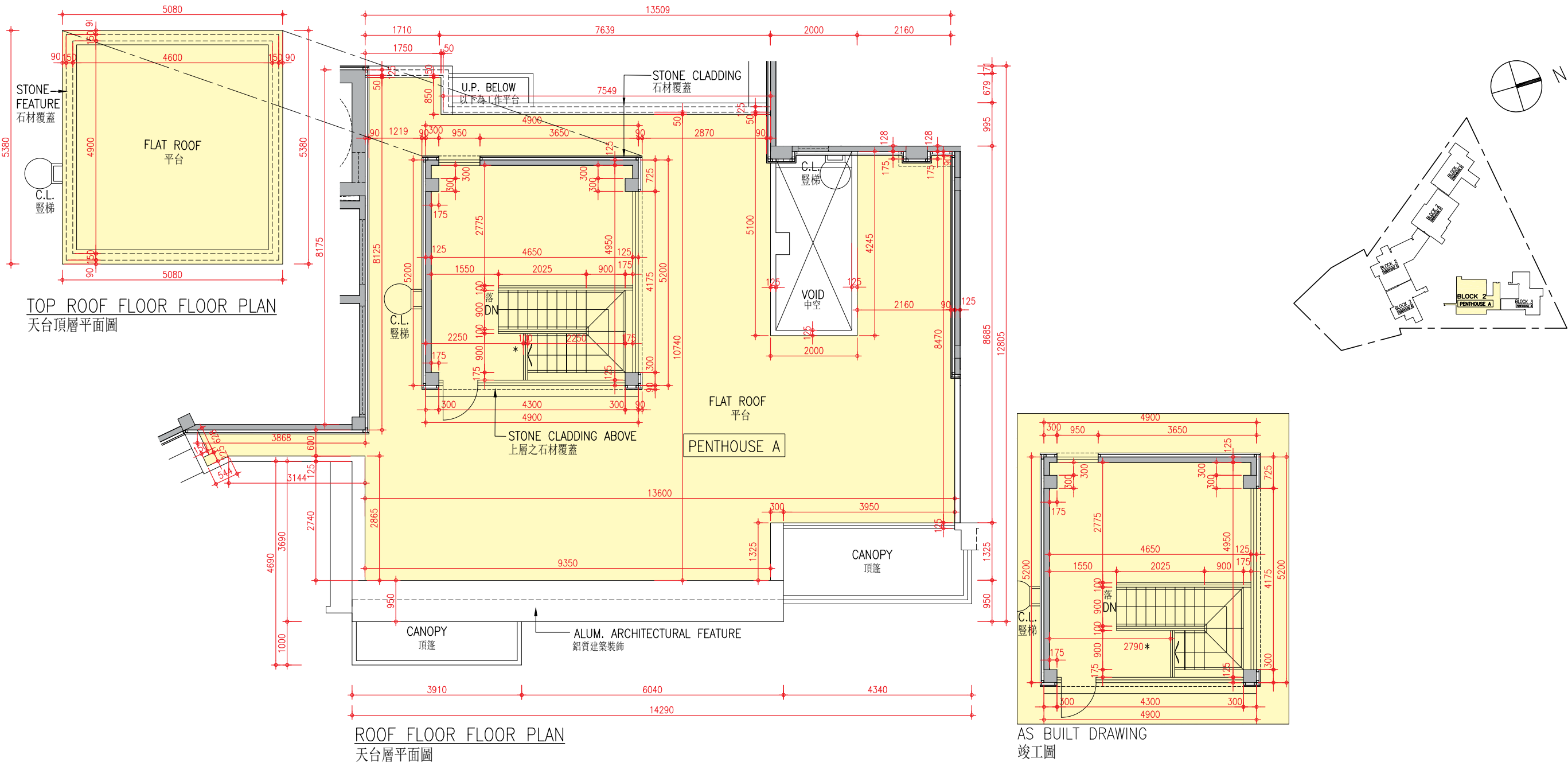


FLOOR PLANS OF RESIDENTIAL PROPERTIES IN THE DEVELOPMENT

發展項目的住宅物業的樓面平面圖

Block 2

第2座 | Roof Floor & Top Roof Floor 天台層及天台頂層



Scale: 0 5M(米)  
比例: 1:1000

- Notes :
- 1. The internal areas of the residential properties on the upper floors will generally be slightly larger than those on the lower floors because of the reducing thickness of the structural walls on the upper floors.
  - 2. The dimensions in the floor plans are all structural dimensions in millimetre.
- 備註：
- 1. 因住宅物業的較高樓層的結構牆的厚度遞減，較高樓層的內部面積，一般比較低樓層的內部面積稍大。
  - 2. 樓面平面圖之尺規所列數字為以毫米標示之建築結構尺寸。

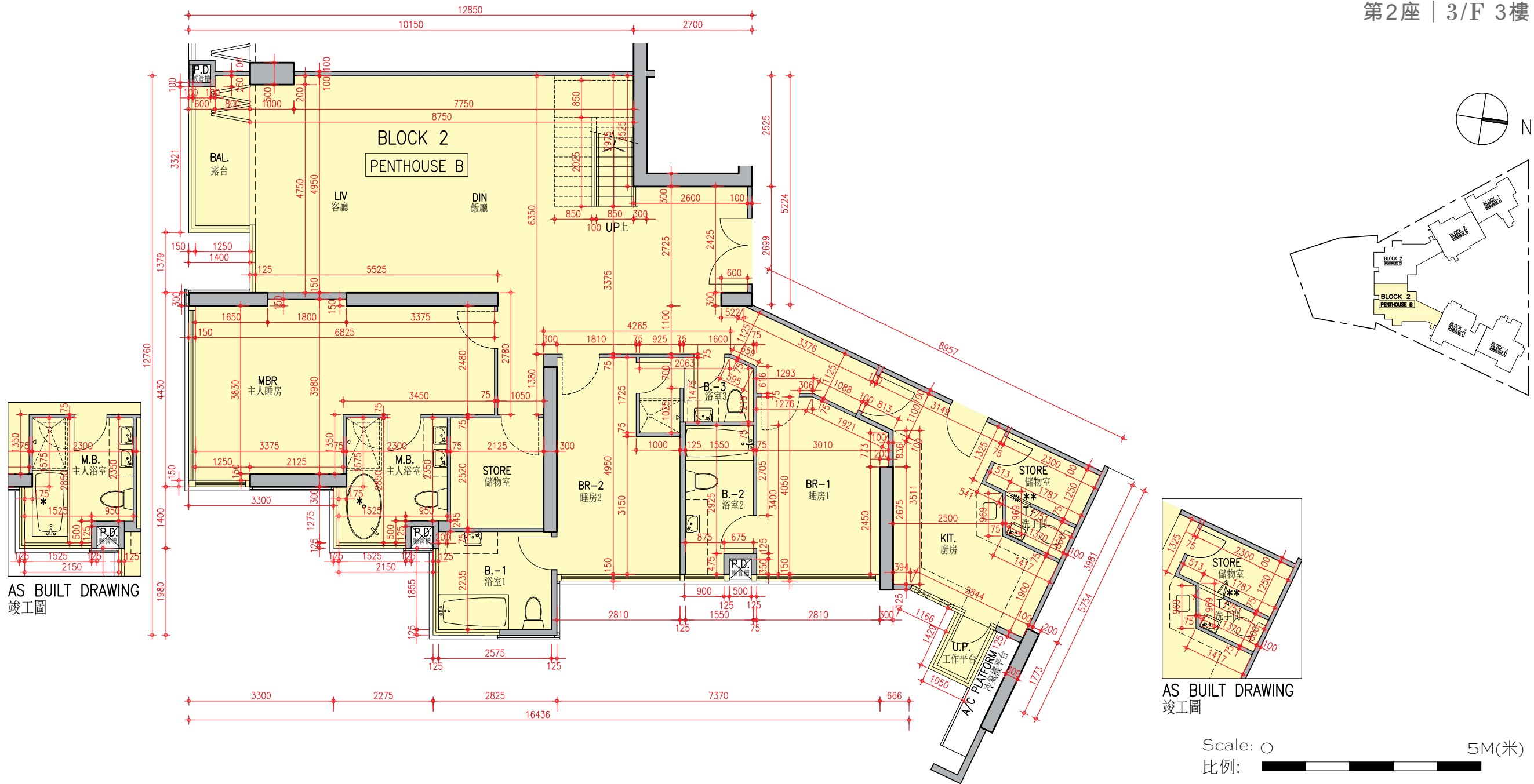
Description 描述	Unit 單位
	Penthouse A 頂層單位A
Floor-to-floor height (refer to the height between the top surface of the structural slab of a floor and the top surface of the structural slab of its immediate upper floor) of each residential property (mm) 每個住宅物業的層與層之間的高度 (指該樓層之石屎地台面與上一層石屎地台面之高度距離)(毫米)	2800
The thickness of the floor slabs (excluding plaster) of each residential property (mm) 每個住宅物業的樓板的厚度 (不包括灰泥)(毫米)	150

FLOOR PLANS OF RESIDENTIAL PROPERTIES IN THE DEVELOPMENT

發展項目的住宅物業的樓面平面圖

Block 2

第2座 | 3/F 3樓



Description 描述	Unit 單位
	Penthouse B 頂層單位B
Floor-to-floor height (refer to the height between the top surface of the structural slab of a floor and the top surface of the structural slab of its immediate upper floor) of each residential property (mm) 每個住宅物業的層與層之間的高度 (指該樓層之石屎地台面與上一層石屎地台面之高度距離)(毫米)	3200, 3400, 3500
The thickness of the floor slabs (excluding plaster) of each residential property (mm) 每個住宅物業的樓板的厚度 (不包括灰泥)(毫米)	150, 200

Block 2 Penthouse B has been altered by way of minor works or exempted works under the Buildings Ordinance after the completion of the Development. The approximate locations of the alterations are indicated on this floor plan. The alteration works include:

- \* Change of bathtub shape in Master Bathroom; and
- \*\* Change of number of folding door leaves between Store and Toilet.

第2座頂層單位B在發展項目落成後進行小型工程或獲《建築物條例》豁免的工程而有所改動。該等改動的大概位置已於本樓面平面圖中作標示。第2座頂層單位B的改動工程包括：

- \* 更改主人浴室浴缸形狀; 和
- \*\* 更改儲物室與洗手間之間的摺門門葉數目。

Notes :

- The internal areas of the residential properties on the upper floors will generally be slightly larger than those on the lower floors because of the reducing thickness of the structural walls on the upper floors.
- The dimensions in the floor plans are all structural dimensions in millimetre.

備註：

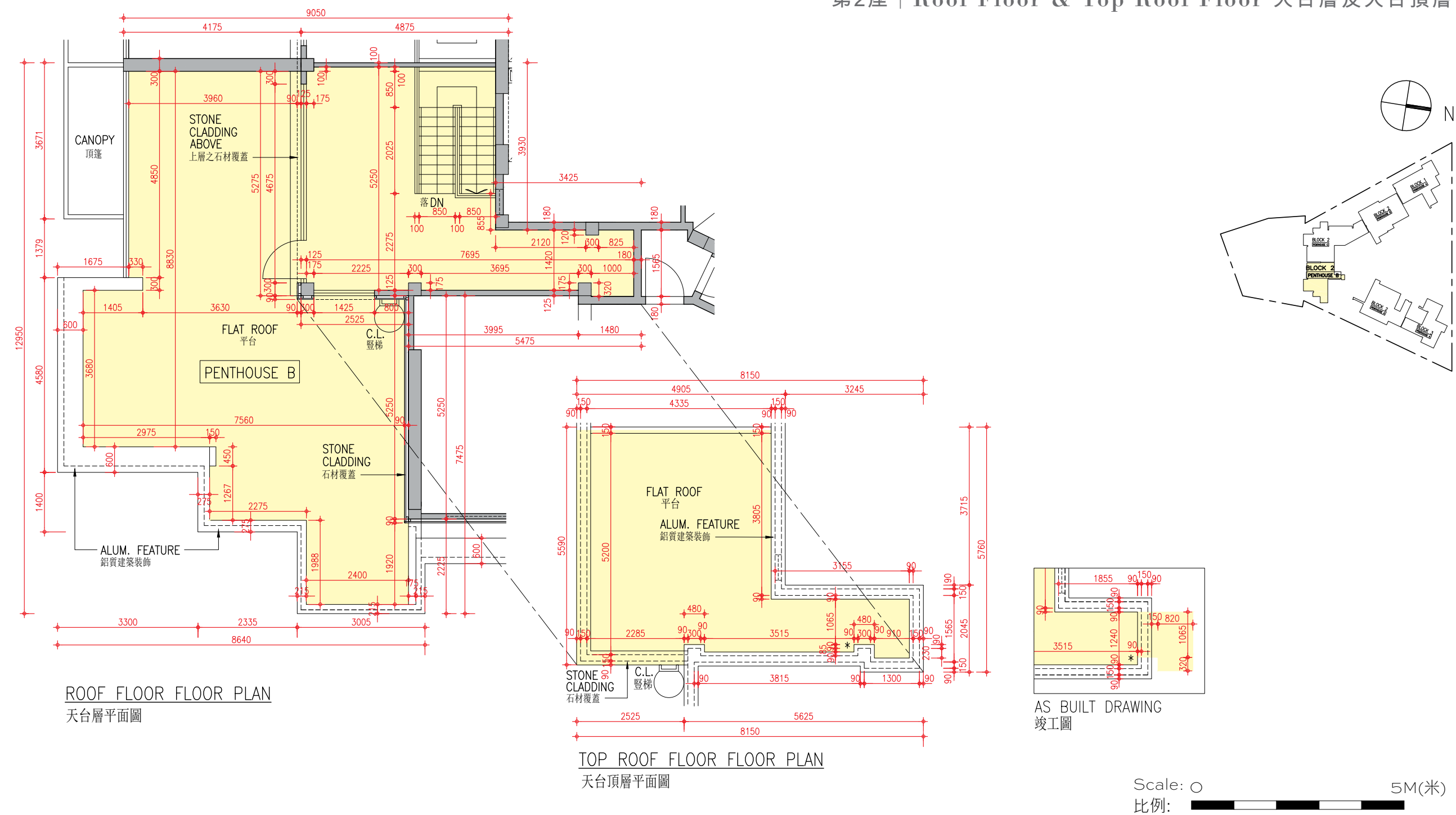
- 因住宅物業的較高樓層的結構牆的厚度遞減，較高樓層的內部面積，一般比較低樓層的內部面積稍大。
- 樓面平面圖之尺規所列數字為以毫米標示之建築結構尺寸。

FLOOR PLANS OF RESIDENTIAL PROPERTIES IN THE DEVELOPMENT

發展項目的住宅物業的樓面平面圖

Block 2

第2座 | Roof Floor & Top Roof Floor 天台層及天台頂層



Scale: 0 5M(米)  
比例: 1:500

- Notes :
- 1. The internal areas of the residential properties on the upper floors will generally be slightly larger than those on the lower floors because of the reducing thickness of the structural walls on the upper floors.
  - 2. The dimensions in the floor plans are all structural dimensions in millimetre.

- 備註：
- 1. 因住宅物業的較高樓層的結構牆的厚度遞減，較高樓層的內部面積，一般比較低樓層的內部面積稍大。
  - 2. 樓面平面圖之尺規所列數字為以毫米標示之建築結構尺寸。

Description 描述	Unit 單位
	Penthouse B 頂層單位B
Floor-to-floor height (refer to the height between the top surface of the structural slab of a floor and the top surface of the structural slab of its immediate upper floor) of each residential property (mm) 每個住宅物業的層與層之間的高度 (指該樓層之石屎地台面與上一層石屎地台面之高度距離)(毫米)	2800, 4125
The thickness of the floor slabs (excluding plaster) of each residential property (mm) 每個住宅物業的樓板的厚度 (不包括灰泥)(毫米)	150

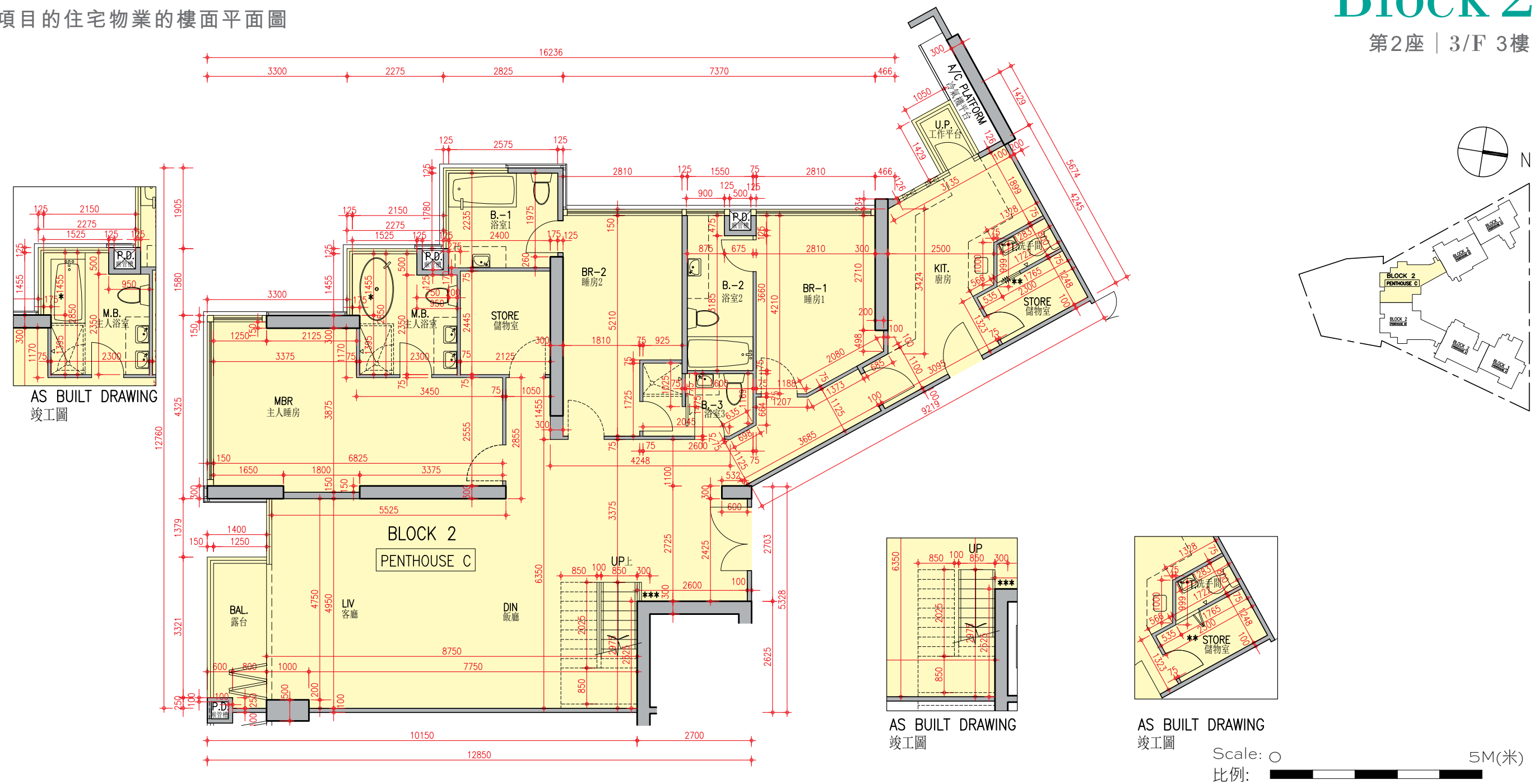


FLOOR PLANS OF RESIDENTIAL PROPERTIES IN THE DEVELOPMENT

發展項目的住宅物業的樓面平面圖

Block 2

第2座 | 3/F 3樓



Description 描述	Unit 單位
	Penthouse C 頂層單位C
Floor-to-floor height (refer to the height between the top surface of the structural slab of a floor and the top surface of the structural slab of its immediate upper floor) of each residential property (mm) 每個住宅物業的層與層之間的高度 (指該樓層之石屎地台面與上一層石屎地台面之高度距離)(毫米)	3200, 3500
The thickness of the floor slabs (excluding plaster) of each residential property (mm) 每個住宅物業的樓板的厚度 (不包括灰泥)(毫米)	150, 175

Block 2 Penthouse C has been altered by way of minor works or exempted works under the Buildings Ordinance after the completion of the Development. The approximate locations of the alterations are indicated on this floor plan. The alteration works include:

- \* Change of bathtub shape in Master Bathroom; and
- \*\* Change of number of folding door leaves between Store and Toilet.

第2座頂層單位C在發展項目落成後進行小型工程或獲《建築物條例》豁免的工程而有所改動。該等改動的大概位置已於本樓面平面圖中作標示。第2座頂層單位C的改動工程包括：

- \* 更改主人浴室浴缸形狀; 和
- \*\* 更改儲物室與洗手間之間的摺門門葉數目。

Notes :

- The internal areas of the residential properties on the upper floors will generally be slightly larger than those on the lower floors because of the reducing thickness of the structural walls on the upper floors.
- The dimensions in the floor plans are all structural dimensions in millimetre.

備註：

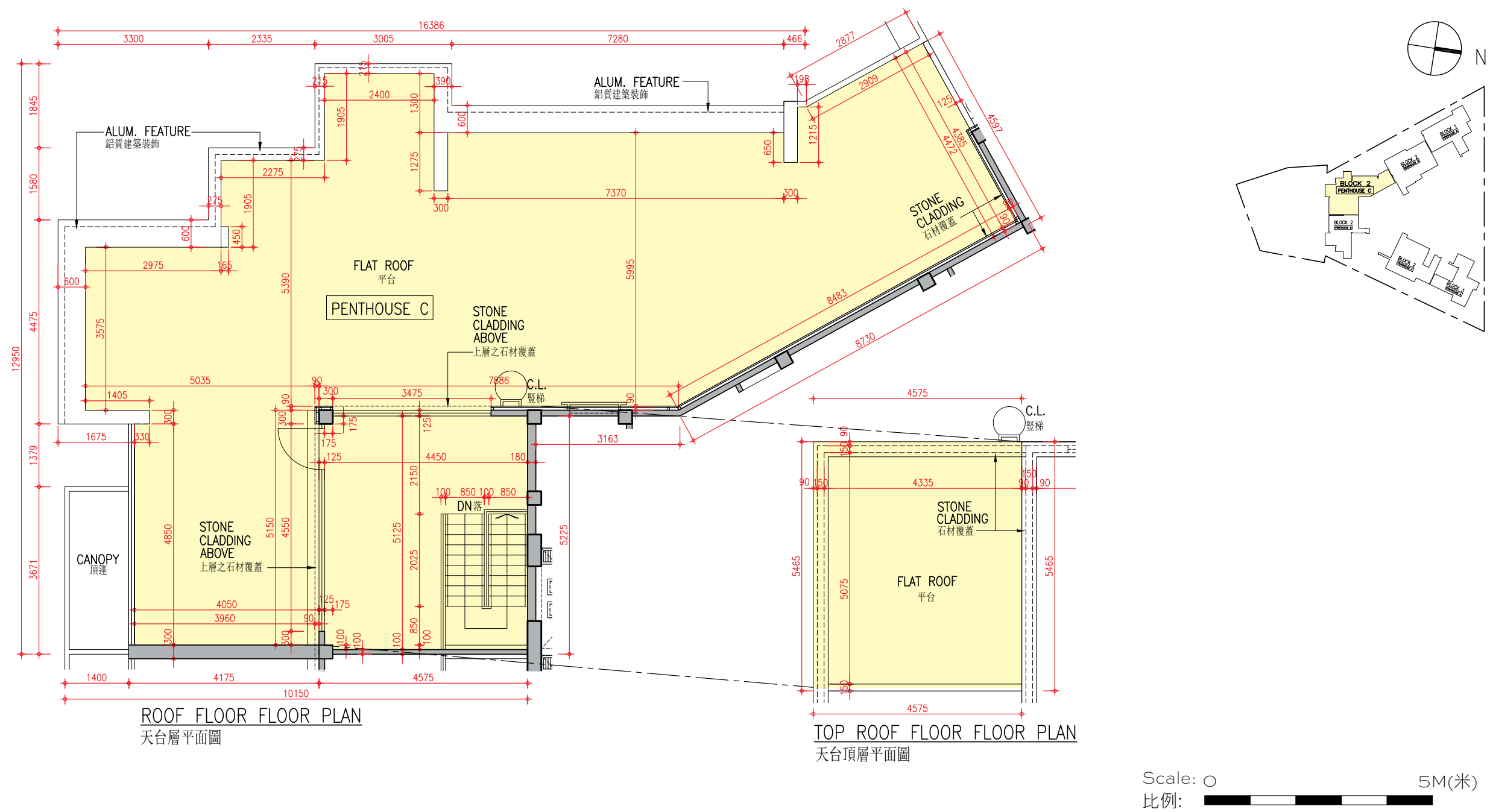
- 因住宅物業的較高樓層的結構牆的厚度遞減，較高樓層的內部面積，一般比較低樓層的內部面積稍大。
- 樓面平面圖之尺規所列數字為以毫米標示之建築結構尺寸。

FLOOR PLANS OF RESIDENTIAL PROPERTIES IN THE DEVELOPMENT

發展項目的住宅物業的樓面平面圖

Block 2

第2座 | Roof Floor & Top Roof Floor 天台層及天台頂層



Description 描述	Unit 單位
	Penthouse C 頂層單位C
Floor-to-floor height (refer to the height between the top surface of the structural slab of a floor and the top surface of the structural slab of its immediate upper floor) of each residential property (mm) 每個住宅物業的層與層之間的高度 (指該樓層之石屎地台面與上一層石屎地台面之高度距離)(毫米)	2800
The thickness of the floor slabs (excluding plaster) of each residential property (mm) 每個住宅物業的樓板的厚度 (不包括灰泥)(毫米)	150

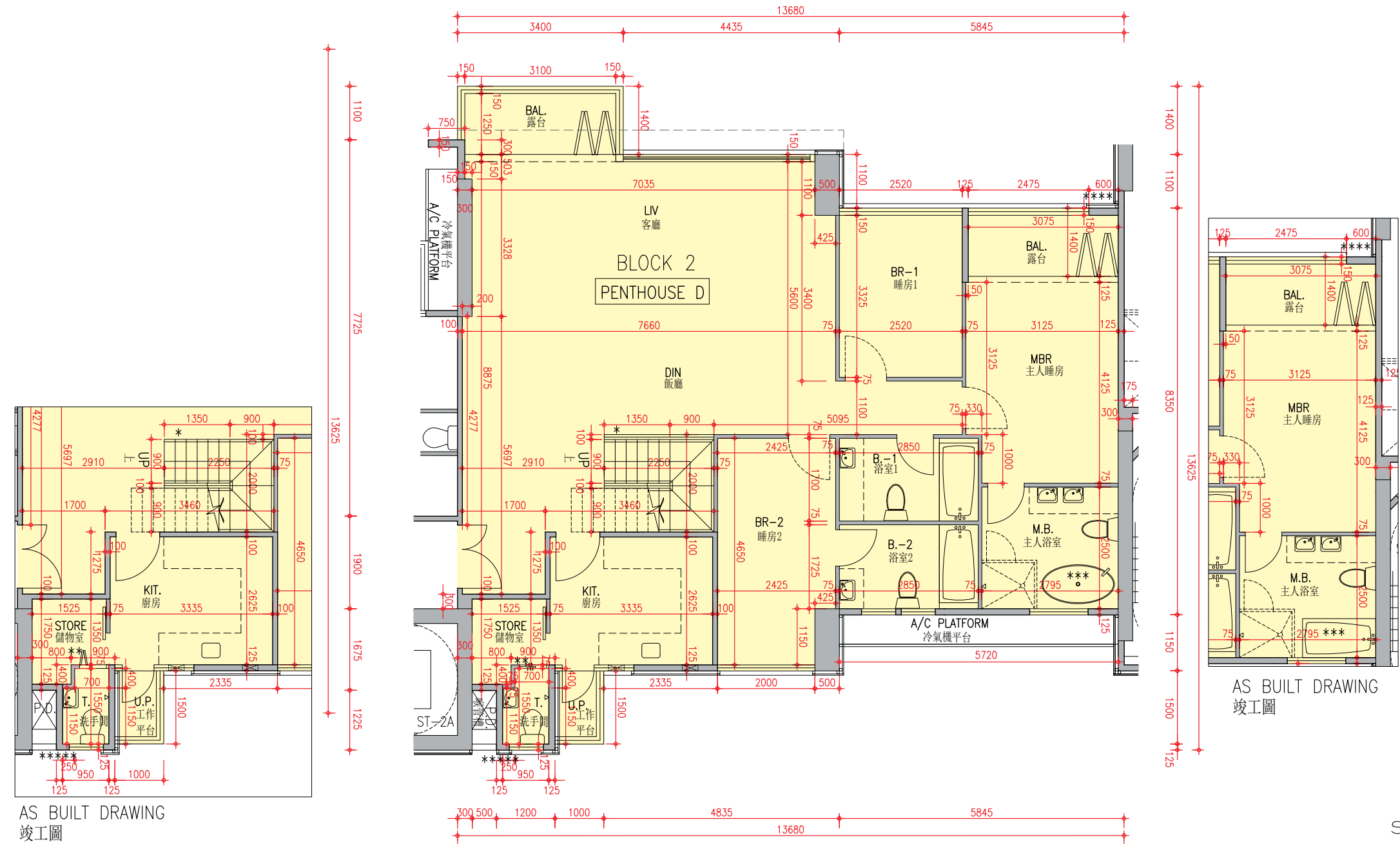
- Notes :
- The internal areas of the residential properties on the upper floors will generally be slightly larger than those on the lower floors because of the reducing thickness of the structural walls on the upper floors.
  - The dimensions in the floor plans are all structural dimensions in millimetre.
- 備註：
- 因住宅物業的較高樓層的結構牆的厚度遞減，較高樓層的內部面積，一般比較低樓層的內部面積稍大。
  - 樓面平面圖之尺規所列數字為以毫米標示之建築結構尺寸。

FLOOR PLANS OF RESIDENTIAL PROPERTIES IN THE DEVELOPMENT

發展項目的住宅物業的樓面平面圖

Block 2

第2座 | 3/F 3樓



Description 描述	Unit 單位
	Penthouse D 頂層單位D
Floor-to-floor height (refer to the height between the top surface of the structural slab of a floor and the top surface of the structural slab of its immediate upper floor) of each residential property (mm) 每個住宅物業的層與層之間的高度 (指該樓層之石屎地台面與上一層石屎地台面之高度距離)(毫米)	3200, 3500
The thickness of the floor slabs (excluding plaster) of each residential property (mm) 每個住宅物業的樓板的厚度 (不包括灰泥)(毫米)	150, 300

Block 2 Penthouse D has been altered by way of minor works or exempted works under the Buildings Ordinance after the completion of the Development. The approximate locations of the alterations are indicated on this floor plan. The alteration works include:

\*\* Change of number of folding door leaves between Store and Toilet; and

\*\*\* Change of bathtub shape in Master Bathroom.

第2座頂層單位D在發展項目落成後進行小型工程或獲《建築物條例》豁免的工程而有所改動。該等改動的大概位置已於本樓面平面圖中作標示。第2座頂層單位D的改動工程包括：

\*\* 更改儲物室與洗手間之間的摺門門葉數目；和

\*\*\* 更改主人浴室浴缸形狀。

Notes :

1. The internal areas of the residential properties on the upper floors will generally be slightly larger than those on the lower floors because of the reducing thickness of the structural walls on the upper floors.

2. The dimensions in the floor plans are all structural dimensions in millimetre.

備註：

1. 因住宅物業的較高樓層的結構牆的厚度遞減，較高樓層的內部面積，一般比較低樓層的內部面積稍大。

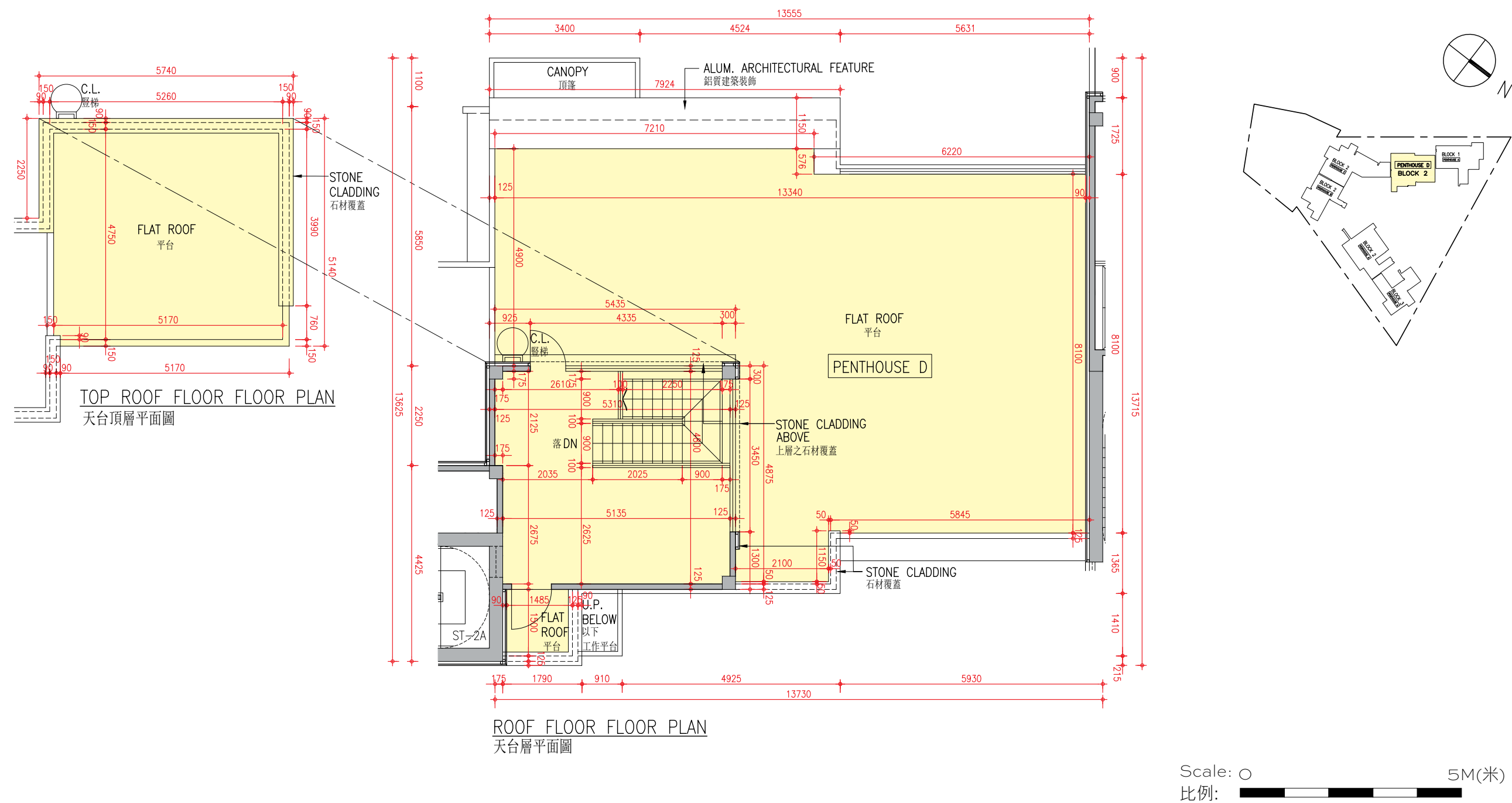
2. 樓面平面圖之尺規所列數字為以毫米標示之建築結構尺寸。

FLOOR PLANS OF RESIDENTIAL PROPERTIES IN THE DEVELOPMENT

發展項目的住宅物業的樓面平面圖

Block 2

第2座 | Roof Floor & Top Roof Floor 天台層及天台頂層



Description 描述	Unit 單位
	Penthouse D 頂層單位D
Floor-to-floor height (refer to the height between the top surface of the structural slab of a floor and the top surface of the structural slab of its immediate upper floor) of each residential property (mm) 每個住宅物業的層與層之間的高度 (指該樓層之石屎地台面與上一層石屎地台面之高度距離)(毫米)	2800
The thickness of the floor slabs (excluding plaster) of each residential property (mm) 每個住宅物業的樓板的厚度 (不包括灰泥)(毫米)	150

Notes :

- The internal areas of the residential properties on the upper floors will generally be slightly larger than those on the lower floors because of the reducing thickness of the structural walls on the upper floors.
- The dimensions in the floor plans are all structural dimensions in millimetre.

備註：

- 因住宅物業的較高樓層的結構牆的厚度遞減，較高樓層的內部面積，一般比較低樓層的內部面積稍大。
- 樓面平面圖之尺規所列數字為以毫米標示之建築結構尺寸。

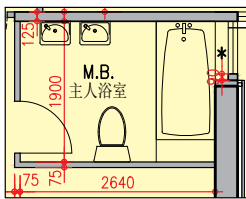
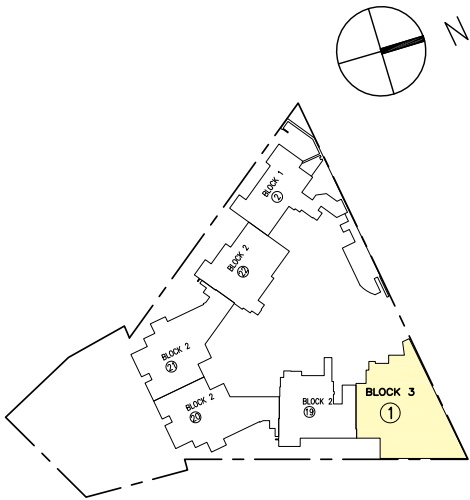
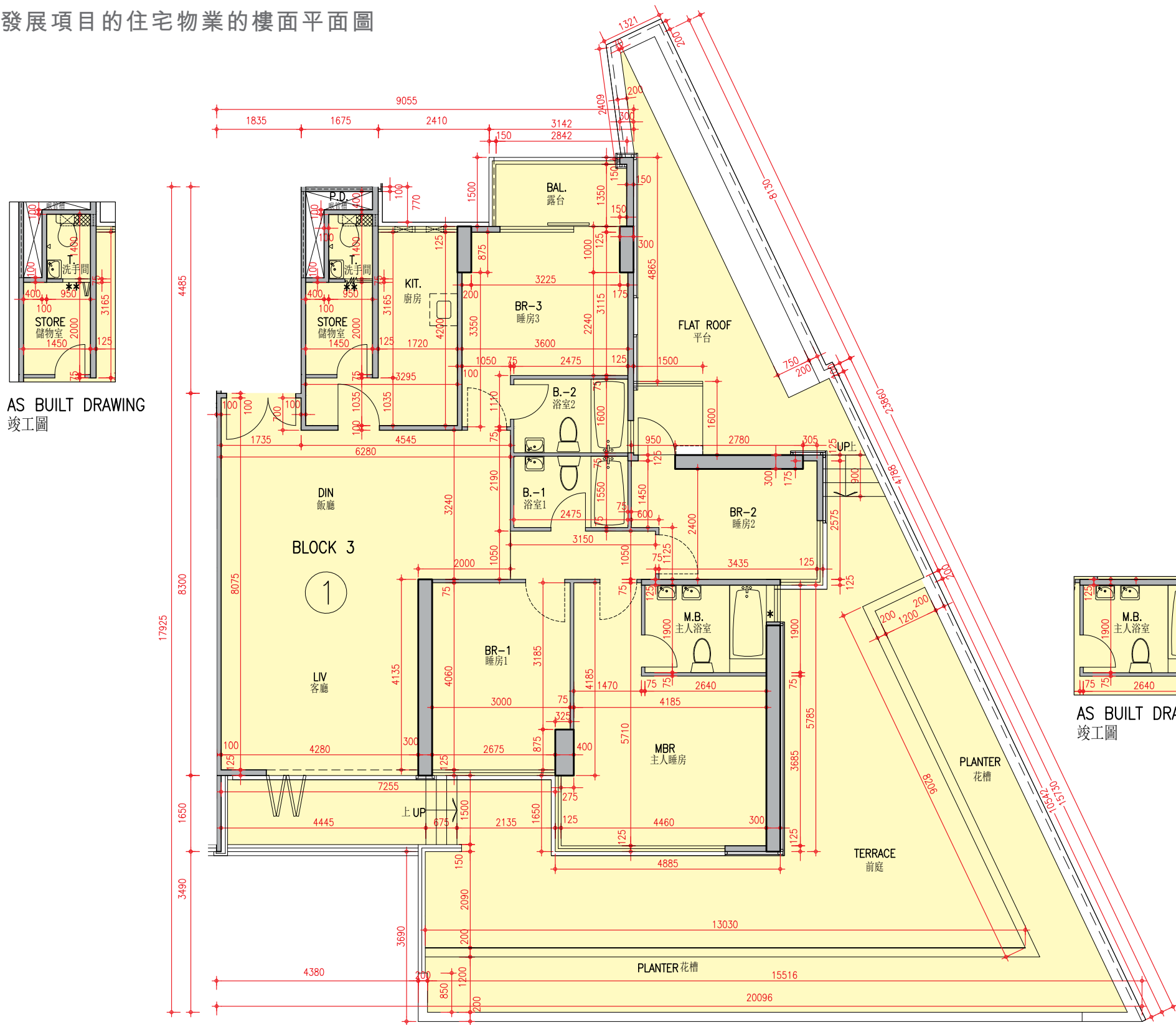


FLOOR PLANS OF RESIDENTIAL PROPERTIES IN THE DEVELOPMENT

發展項目的住宅物業的樓面平面圖

Block 3

第3座 | 1/F 1樓



AS BUILT DRAWING  
竣工圖

Scale: 0 5M(米)  
比例: [Scale bar]

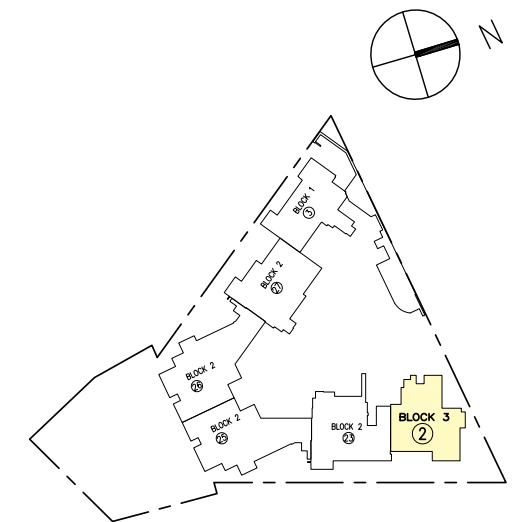
Block 3 Unit 1 has been altered by way of minor works or exempted works under the Buildings Ordinance after the completion of the Development. The approximate location of the alteration is indicated on this floor plan. The alteration work includes:  
\*\* Change of number of folding door leaves between Store and Toilet.  
第3座單位1在發展項目落成後進行小型工程或獲《建築物條例》豁免的工程而有所改動。該等改動的大概位置已於本樓面平面圖中作標示。第3座單位1的改動工程包括：  
\*\* 更改儲物室與洗手間之間的摺門門葉數目。

- Notes :
- 1. The internal areas of the residential properties on the upper floors will generally be slightly larger than those on the lower floors because of the reducing thickness of the structural walls on the upper floors.
  - 2. The dimensions in the floor plans are all structural dimensions in millimetre.
- 備註：
- 1. 因住宅物業的較高樓層的結構牆的厚度遞減，較高樓層的內部面積，一般比較低樓層的內部面積稍大。
  - 2. 樓面平面圖之尺規所列數字為以毫米標示之建築結構尺寸。

Description 描述	Unit 單位
	1
Floor-to-floor height (refer to the height between the top surface of the structural slab of a floor and the top surface of the structural slab of its immediate upper floor) of each residential property (mm) 每個住宅物業的層與層之間的高度 (指該樓層之石屎地台面與上一層石屎地台面之高度距離)(毫米)	3000, 3150
The thickness of the floor slabs (excluding plaster) of each residential property (mm) 每個住宅物業的樓板的厚度 (不包括灰泥)(毫米)	150, 200

發展項目的住宅物業的樓面平面圖

第3座 | 2/F 2樓



Scale: 0 5M(米)  
比例: 

Description 描述	Unit 單位
	2
Floor-to-floor height (refer to the height between the top surface of the structural slab of a floor and the top surface of the structural slab of its immediate upper floor) of each residential property (mm) 每個住宅物業的層與層之間的高度 (指該樓層之石屎地台面與上一層石屎地台面之高度距離)(毫米)	3150
The thickness of the floor slabs (excluding plaster) of each residential property (mm) 每個住宅物業的樓板的厚度 (不包括灰泥)(毫米)	150, 200

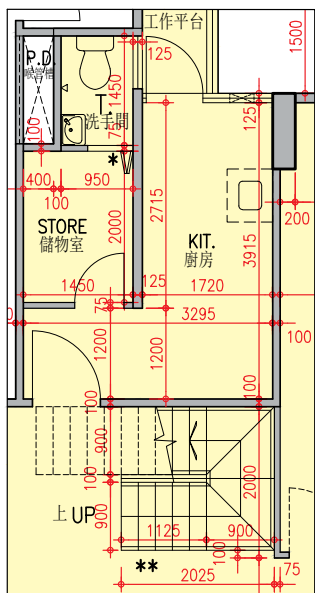
1. 因住宅物業的較高樓層的結構牆的厚度遞減，較高樓層的
2. 樓面平面圖之尺規所列數字為以毫米標示之建築結構尺寸。

FLOOR PLANS OF RESIDENTIAL PROPERTIES IN THE DEVELOPMENT

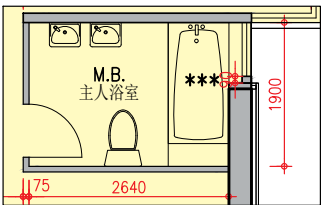
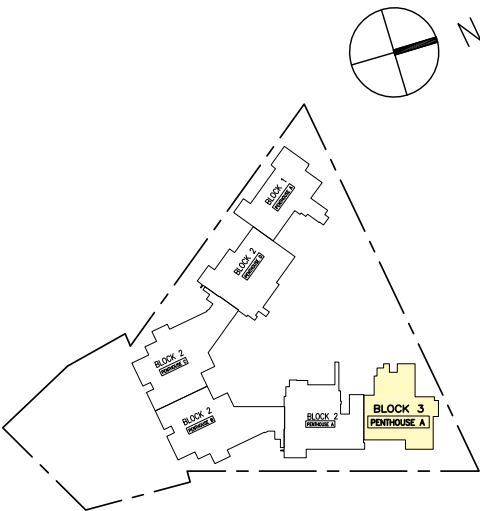
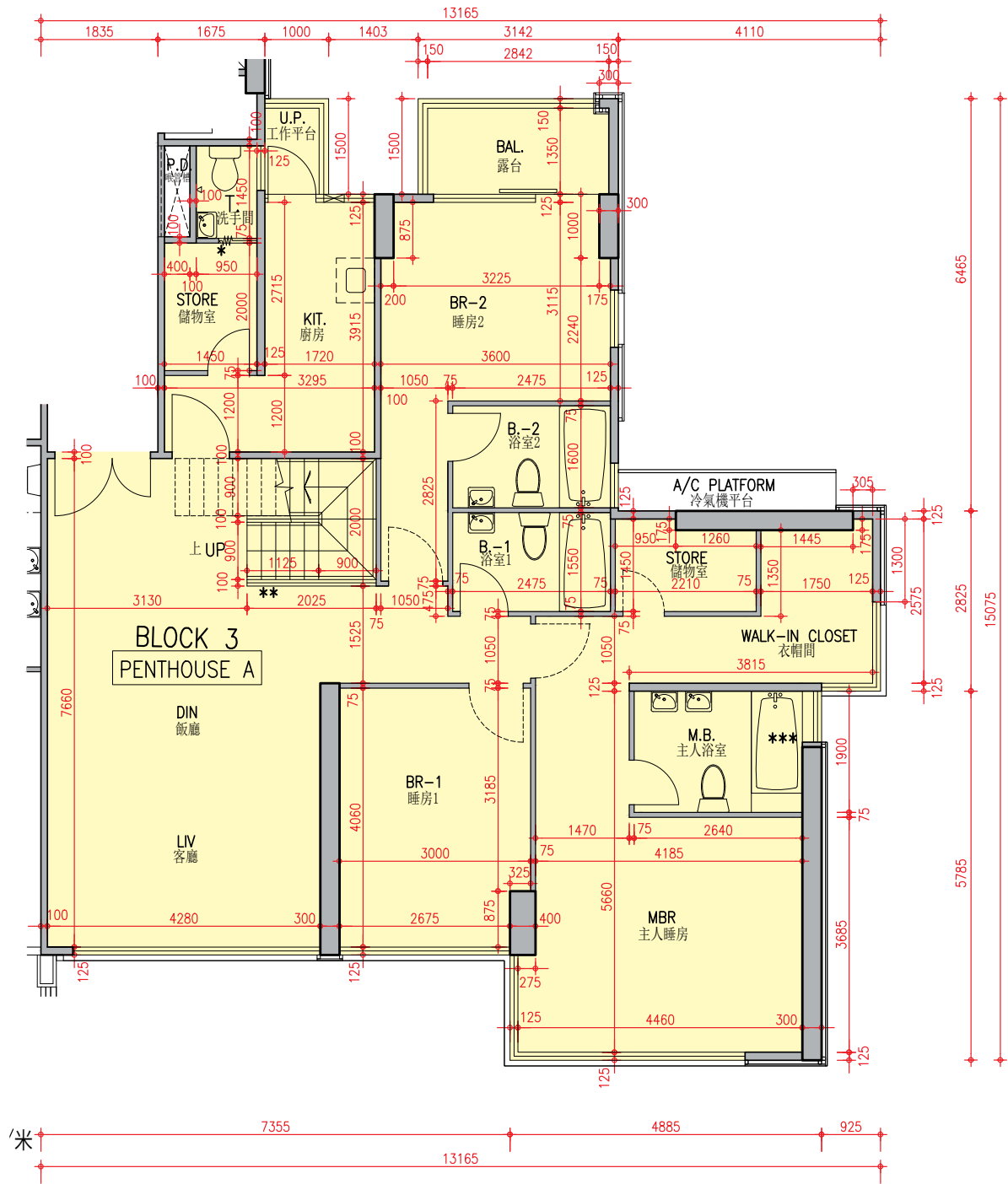
發展項目的住宅物業的樓面平面圖

Block 3

第3座 | 3/F 3樓



AS BUILT DRAWING  
竣工圖



AS BUILT DRAWING  
竣工圖

Scale: 0 5M(米)  
比例: 1:500

Description 描述	Unit 單位
	Penthouse A 頂層單位A
Floor-to-floor height (refer to the height between the top surface of the structural slab of a floor and the top surface of the structural slab of its immediate upper floor) of each residential property (mm) 每個住宅物業的層與層之間的高度 (指該樓層之石屎地台面與上一層石屎地台面之高度距離)(毫米)	3200, 3500
The thickness of the floor slabs (excluding plaster) of each residential property (mm) 每個住宅物業的樓板的厚度 (不包括灰泥)(毫米)	150, 175

Block 3 Penthouse A has been altered by way of minor works or exempted works under the Buildings Ordinance after the completion of the Development. The approximate location of the alteration is indicated on this floor plan. The alteration work includes:

- \* Change of number of folding door leaves between Store and Toilet.

第3座頂層單位A在發展項目落成後進行小型工程或獲《建築物條例》豁免的工程而有所改動。該等改動的大概位置已於本樓面平面圖中作標示。第3座頂層單位A的改動工程包括：

- \* 更改儲物室與洗手間之間的摺門門葉數目。

Notes :

1. The internal areas of the residential properties on the upper floors will generally be slightly larger than those on the lower floors because of the reducing thickness of the structural walls on the upper floors.
2. The dimensions in the floor plans are all structural dimensions in millimetre.

備註：

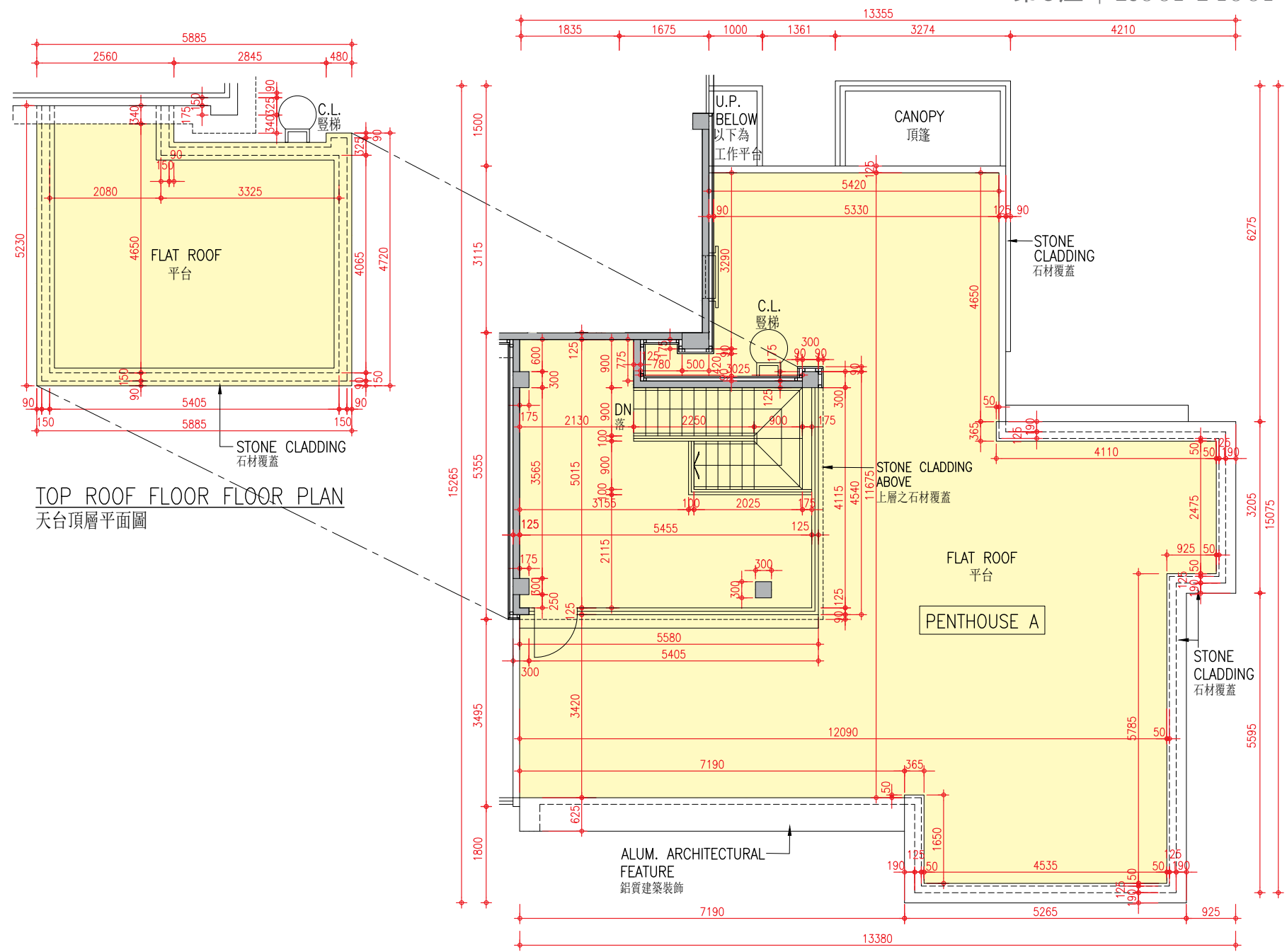
1. 因住宅物業的較高樓層的結構牆的厚度遞減，較高樓層的內部面積，一般比較低樓層的內部面積稍大。
2. 樓面平面圖之尺規所列數字為以毫米標示之建築結構尺寸。

FLOOR PLANS OF RESIDENTIAL PROPERTIES IN THE DEVELOPMENT

發展項目的住宅物業的樓面平面圖

Block 3

第3座 | Roof Floor & Top Roof Floor 天台層及天台頂層



TOP ROOF FLOOR FLOOR PLAN  
天台頂層平面圖

ROOF FLOOR FLOOR PLAN  
天台層平面圖

Scale: 0 5M(米)  
比例: [Scale bar]

- Notes :
- 1. The internal areas of the residential properties on the upper floors will generally be slightly larger than those on the lower floors because of the reducing thickness of the structural walls on the upper floors.
  - 2. The dimensions in the floor plans are all structural dimensions in millimetre.

- 備註：
- 1. 因住宅物業的較高樓層的結構牆的厚度遞減，較高樓層的內部面積，一般比較低樓層的內部面積稍大。
  - 2. 樓面平面圖之尺規所列數字為以毫米標示之建築結構尺寸。

Description 描述	Unit 單位
	Penthouse A 頂層單位A
Floor-to-floor height (refer to the height between the top surface of the structural slab of a floor and the top surface of the structural slab of its immediate upper floor) of each residential property (mm) 每個住宅物業的層與層之間的高度 (指該樓層之石屎地台面與上一層石屎地台面之高度距離)(毫米)	2800
The thickness of the floor slabs (excluding plaster) of each residential property (mm) 每個住宅物業的樓板的厚度 (不包括灰泥)(毫米)	150



# AREA OF RESIDENTIAL PROPERTIES IN THE DEVELOPMENT

發展項目中的住宅物業的面積

Description of Residential Property 物業的描述			Saleable Area (including balcony, utility platform and verandah, if any) sq.metre (sq.ft.) 實用面積 (包括露台、工作平台及陽台(如有)) 平方米(平方呎)	Area of other specified items (not included in the Saleable Area) sq.metre (sq.ft.) 其他指明項目的面積(不計算入實用面積)平方米(平方呎)									
Block Number 座號	Floor 樓層	Unit 單位		Air-conditioning plant room 空調機房	Bay window 窗台	Cockloft 閣樓	Flat roof 平台	Garden 花園	Parking space 停車位	Roof 天台	Stairhood 梯屋	Terrace 前庭	Yard 庭院
1	G/F 地下	1	128.253 (1381) (Balcony 露台：3.618 (39)) (Utility Platform 工作平台：- (-)) (Verandah 陽台：- (-))	-	-	-	-	4.290 (46)	-	-	-	14.757 (159)	-
	1/F 1樓	2	125.563 (1352) (Balcony 露台：4.473 (48)) (Utility Platform 工作平台：1.459 (16)) (Verandah 陽台：- (-))	-	-	-	14.109 (152)	-	-	-	-	-	-
	2/F 2樓	3	125.563 (1352) (Balcony 露台：4.473 (48)) (Utility Platform 工作平台：1.459 (16)) (Verandah 陽台：- (-))	-	-	-	-	-	-	-	-	-	-
	3/F 3樓	Penthouse A 頂層單位 A	125.563 (1352) (Balcony 露台：4.473 (48)) (Utility Platform 工作平台：1.459 (16)) (Verandah 陽台：- (-))	-	-	-	80.092 (862)	-	-	-	33.923 (365)	-	-

The saleable area and the floor area of balconies and utility platforms are calculated in accordance with section 8 of the Residential Properties (First-hand Sales) Ordinance; and the areas of other specified items (not included in the saleable area) are calculated in accordance with Part 2 of Schedule 2 to the Residential Properties (First-hand Sales) Ordinance.

實用面積以及露台、工作平台樓面面積，是按照《一手住宅物業銷售條例》第8條計算得出的。其他指明項目的面積(不計算入實用面積)，是按照《一手住宅物業銷售條例》附表2第2部計算得出。

Remarks :

- The above areas have been converted to square feet based on a conversion rate of 1 square metre = 10.764 square feet and rounded off to the nearest square foot.
- Residential unit numbers 4, 14 and 24 in Block 2 are omitted.
- There is no verandah in the residential properties in the Development.
- Garden includes planter and/or tree pit.

備註:

- 上述所列之面積則以1平方米 = 10.764平方呎換算並以四捨五入至整數平方呎。
- 第2座省去4號、14號及24號住宅單位。
- 本發展項目中的住宅物業不設陽台。
- 花園包括花槽及/或樹槽。

# AREA OF RESIDENTIAL PROPERTIES IN THE DEVELOPMENT

發展項目中的住宅物業的面積

Description of Residential Property 物業的描述			Saleable Area (including balcony, utility platform and verandah, if any) sq.metre (sq.ft.) 實用面積 (包括露台、工作平台及陽台(如有)) 平方米(平方呎)	Area of other specified items (not included in the Saleable Area) sq.metre (sq.ft.) 其他指明項目的面積(不計算入實用面積)平方米(平方呎)									
Block Number 座號	Floor 樓層	Unit 單位		Air-conditioning plant room 空調機房	Bay window 窗台	Cockloft 閣樓	Flat roof 平台	Garden 花園	Parking space 停車位	Roof 天台	Stairhood 梯屋	Terrace 前庭	Yard 庭院
2	B4/F 地下4層	1	135.901 (1463) (Balcony 露台：4.849 (52)) (Utility Platform 工作平台：1.320 (14)) (Verandah 陽台：- (-))	-	-	-	-	8.330 (90)	-	-	-	-	-
		2	169.472 (1824) (Balcony 露台：4.849 (52)) (Utility Platform 工作平台：1.500 (16)) (Verandah 陽台：- (-))	-	-	-	-	20.214 (218)	-	-	-	-	-
	B3/F & B2/F 地下3層及地下2層	3	231.903 (2496) (Balcony 露台：5.820 (63)) (Utility Platform 工作平台：- (-)) (Verandah 陽台：- (-))	-	-	-	-	-	-	-	-	48.006 (517)	-
	B3/F 地下3層	5	173.398 (1866) (Balcony 露台：4.849 (52)) (Utility Platform 工作平台：1.500 (16)) (Verandah 陽台：- (-))	-	-	-	-	-	-	-	-	-	-
		6	174.613 (1880) (Balcony 露台：4.849 (52)) (Utility Platform 工作平台：1.500 (16)) (Verandah 陽台：- (-))	-	-	-	-	-	-	-	-	-	-
		7	139.232 (1499) (Balcony 露台：- (-)) (Utility Platform 工作平台：- (-)) (Verandah 陽台：- (-))	-	-	-	-	-	-	-	-	47.328 (509)	-

The saleable area and the floor area of balconies and utility platforms are calculated in accordance with section 8 of the Residential Properties (First-hand Sales) Ordinance; and the areas of other specified items (not included in the saleable area) are calculated in accordance with Part 2 of Schedule 2 to the Residential Properties (First-hand Sales) Ordinance.

實用面積以及露台、工作平台樓面面積，是按照《一手住宅物業銷售條例》第8條計算得出的。其他指明項目的面積(不計算入實用面積)，是按照《一手住宅物業銷售條例》附表2第2部計算得出。

- Remarks :
- The above areas have been converted to square feet based on a conversion rate of 1 square metre = 10.764 square feet and rounded off to the nearest square foot.
  - Residential unit numbers 4, 14 and 24 in Block 2 are omitted.
  - There is no verandah in the residential properties in the Development.
  - Garden includes planter and/or tree pit.

- 備註:
- 上述所列之面積則以1平方米 = 10.764平方呎換算並以四捨五入至整數平方呎。
  - 第2座省去4號、14號及24號住宅單位。
  - 本發展項目中的住宅物業不設陽台。
  - 花園包括花槽及/或樹槽。

# AREA OF RESIDENTIAL PROPERTIES IN THE DEVELOPMENT

發展項目中的住宅物業的面積

Description of Residential Property 物業的描述			Saleable Area (including balcony, utility platform and verandah, if any) sq.metre (sq.ft.) 實用面積 (包括露台、工作平台及陽台(如有)) 平方米(平方呎)	Area of other specified items (not included in the Saleable Area) sq.metre (sq.ft.) 其他指明項目的面積(不計算入實用面積)平方米(平方呎)									
Block Number 座號	Floor 樓層	Unit 單位		Air-conditioning plant room 空調機房	Bay window 窗台	Cockloft 閣樓	Flat roof 平台	Garden 花園	Parking space 停車位	Roof 天台	Stairhood 梯屋	Terrace 前庭	Yard 庭院
2	B2/F 地下2層	8	176.130 (1896) (Balcony 露台：4.849 (52)) (Utility Platform 工作平台：1.500 (16)) (Verandah 陽台：- (-))	-	-	-	-	-	-	-	-	-	-
		9	174.610 (1880) (Balcony 露台：4.849 (52)) (Utility Platform 工作平台：1.500 (16)) (Verandah 陽台：- (-))	-	-	-	-	-	-	-	-	-	-
		10	142.635 (1535) (Balcony 露台：4.715 (51)) (Utility Platform 工作平台：- (-)) (Verandah 陽台：- (-))	-	-	-	-	-	-	-	-	-	-
	B1/F 地下1層	11	182.793 (1968) (Balcony 露台：4.849 (52)) (Utility Platform 工作平台：1.500 (16)) (Verandah 陽台：- (-))	-	-	-	-	-	-	-	-	-	-
		12	174.609 (1879) (Balcony 露台：4.849 (52)) (Utility Platform 工作平台：1.500 (16)) (Verandah 陽台：- (-))	-	-	-	-	-	-	-	-	-	-
		13	145.357 (1565) (Balcony 露台：4.715 (51)) (Utility Platform 工作平台：- (-)) (Verandah 陽台：- (-))	-	-	-	-	-	-	-	-	-	-

The saleable area and the floor area of balconies and utility platforms are calculated in accordance with section 8 of the Residential Properties (First-hand Sales) Ordinance; and the areas of other specified items (not included in the saleable area) are calculated in accordance with Part 2 of Schedule 2 to the Residential Properties (First-hand Sales) Ordinance.

實用面積以及露台、工作平台樓面面積，是按照《一手住宅物業銷售條例》第8條計算得出的。其他指明項目的面積(不計算入實用面積)，是按照《一手住宅物業銷售條例》附表2第2部計算得出。

- Remarks :
- The above areas have been converted to square feet based on a conversion rate of 1 square metre = 10.764 square feet and rounded off to the nearest square foot.
  - Residential unit numbers 4, 14 and 24 in Block 2 are omitted.
  - There is no verandah in the residential properties in the Development.
  - Garden includes planter and/or tree pit.

- 備註:
- 上述所列之面積則以1平方米 = 10.764平方呎換算並以四捨五入至整數平方呎。
  - 第2座省去4號、14號及24號住宅單位。
  - 本發展項目中的住宅物業不設陽台。
  - 花園包括花槽及/或樹槽。

# AREA OF RESIDENTIAL PROPERTIES IN THE DEVELOPMENT

發展項目中的住宅物業的面積

Description of Residential Property 物業的描述			Saleable Area (including balcony, utility platform and verandah, if any) sq.metre (sq.ft.) 實用面積 (包括露台、工作平台及陽台(如有)) 平方米(平方呎)	Area of other specified items (not included in the Saleable Area) sq.metre (sq.ft.) 其他指明項目的面積(不計算入實用面積)平方米(平方呎)									
Block Number 座號	Floor 樓層	Unit 單位		Air-conditioning plant room 空調機房	Bay window 窗台	Cockloft 閣樓	Flat roof 平台	Garden 花園	Parking space 停車位	Roof 天台	Stairhood 梯屋	Terrace 前庭	Yard 庭院
2	G/F 地下	15	125.891 (1355) (Balcony 露台：5.820 (63)) (Utility Platform 工作平台：1.424 (15)) (Verandah 陽台：- (-))	-	-	-	-	13.308 (143)	-	-	-	-	-
		16	184.767 (1989) (Balcony 露台：4.849 (52)) (Utility Platform 工作平台：1.500 (16)) (Verandah 陽台：- (-))	-	-	-	-	-	-	-	-	-	-
		17	181.591 (1955) (Balcony 露台：4.849 (52)) (Utility Platform 工作平台：1.500 (16)) (Verandah 陽台：- (-))	-	-	-	-	-	-	-	-	-	-
		18	144.605 (1557) (Balcony 露台：13.279 (143)) (Utility Platform 工作平台：1.424 (15)) (Verandah 陽台：- (-))	-	-	-	-	12.485 (134)	-	-	-	-	-
	1/F 1樓	19	155.673 (1676) (Balcony 露台：21.242 (229)) (Utility Platform 工作平台：1.416 (15)) (Verandah 陽台：- (-))	-	-	-	-	-	-	-	-	-	-
		20	173.478 (1867) (Balcony 露台：4.849 (52)) (Utility Platform 工作平台：1.500 (16)) (Verandah 陽台：- (-))	-	-	-	-	-	-	-	-	-	-
		21	174.908 (1883) (Balcony 露台：4.849 (52)) (Utility Platform 工作平台：1.500 (16)) (Verandah 陽台：- (-))	-	-	-	-	-	-	-	-	-	-
		22	140.585 (1513) (Balcony 露台：18.904 (203)) (Utility Platform 工作平台：1.365 (15)) (Verandah 陽台：- (-))	-	-	-	-	-	-	-	-	-	-

The saleable area and the floor area of balconies and utility platforms are calculated in accordance with section 8 of the Residential Properties (First-hand Sales) Ordinance; and the areas of other specified items (not included in the saleable area) are calculated in accordance with Part 2 of Schedule 2 to the Residential Properties (First-hand Sales) Ordinance.

實用面積以及露台、工作平台樓面面積，是按照《一手住宅物業銷售條例》第8條計算得出的。其他指明項目的面積(不計算入實用面積)，是按照《一手住宅物業銷售條例》附表2第2部計算得出。

- Remarks :
- The above areas have been converted to square feet based on a conversion rate of 1 square metre = 10.764 square feet and rounded off to the nearest square foot.
  - Residential unit numbers 4, 14 and 24 in Block 2 are omitted.
  - There is no verandah in the residential properties in the Development.
  - Garden includes planter and/or tree pit.

- 備註:
- 上述所列之面積則以1平方米 = 10.764平方呎換算並以四捨五入至整數平方呎。
  - 第2座省去4號、14號及24號住宅單位。
  - 本發展項目中的住宅物業不設陽台。
  - 花園包括花槽及/或樹槽。



# AREA OF RESIDENTIAL PROPERTIES IN THE DEVELOPMENT

發展項目中的住宅物業的面積

Description of Residential Property 物業的描述			Saleable Area (including balcony, utility platform and verandah, if any) sq.metre (sq.ft.) 實用面積 (包括露台、工作平台及陽台(如有)) 平方米(平方呎)	Area of other specified items (not included in the Saleable Area) sq.metre (sq.ft.) 其他指明項目的面積(不計算入實用面積)平方米(平方呎)									
Block Number 座號	Floor 樓層	Unit 單位		Air-conditioning plant room 空調機房	Bay window 窗台	Cockloft 閣樓	Flat roof 平台	Garden 花園	Parking space 停車位	Roof 天台	Stairhood 梯屋	Terrace 前庭	Yard 庭院
2	2/F 2樓	23	155.645 (1675) (Balcony 露台：17.718 (191)) (Utility Platform 工作平台：1.416 (15)) (Verandah 陽台：- (-))	-	-	-	-	-	-	-	-	-	-
		25	173.478 (1867) (Balcony 露台：4.849 (52)) (Utility Platform 工作平台：1.500 (16)) (Verandah 陽台：- (-))	-	-	-	-	-	-	-	-	-	-
		26	174.908 (1883) (Balcony 露台：4.849 (52)) (Utility Platform 工作平台：1.500 (16)) (Verandah 陽台：- (-))	-	-	-	-	-	-	-	-	-	-
		27	140.586 (1513) (Balcony 露台：9.020 (97)) (Utility Platform 工作平台：1.365 (15)) (Verandah 陽台：- (-))	-	-	-	-	-	-	-	-	-	-
	3/F 3樓	Penthouse A 頂層單位 A	156.015 (1679) (Balcony 露台：17.716 (191)) (Utility Platform 工作平台：1.416 (15)) (Verandah 陽台：- (-))	-	-	-	103.152 (1110)	-	-	-	25.48 (274)	-	-
		Penthouse B 頂層單位 B	173.478 (1867) (Balcony 露台：4.849 (52)) (Utility Platform 工作平台：1.500 (16)) (Verandah 陽台：- (-))	-	-	-	60.706 (653)	-	-	-	31.876 (343)	-	-
		Penthouse C 頂層單位 C	174.908 (1883) (Balcony 露台：4.849 (52)) (Utility Platform 工作平台：1.500 (16)) (Verandah 陽台：- (-))	-	-	-	125.672 (1353)	-	-	-	25.582 (275)	-	-
		Penthouse D 頂層單位 D	140.585 (1513) (Balcony 露台：9.020 (97)) (Utility Platform 工作平台：1.365 (15)) (Verandah 陽台：- (-))	-	-	-	93.669 (1008)	-	-	-	27.863 (300)	-	-

The saleable area and the floor area of balconies and utility platforms are calculated in accordance with section 8 of the Residential Properties (First-hand Sales) Ordinance; and the areas of other specified items (not included in the saleable area) are calculated in accordance with Part 2 of Schedule 2 to the Residential Properties (First-hand Sales) Ordinance.

實用面積以及露台、工作平台樓面面積，是按照《一手住宅物業銷售條例》第8條計算得出的。其他指明項目的面積(不計算入實用面積)，是按照《一手住宅物業銷售條例》附表2第2部計算得出。

- Remarks :
- The above areas have been converted to square feet based on a conversion rate of 1 square metre = 10.764 square feet and rounded off to the nearest square foot.
  - Residential unit numbers 4, 14 and 24 in Block 2 are omitted.
  - There is no verandah in the residential properties in the Development.
  - Garden includes planter and/or tree pit.

- 備註:
- 上述所列之面積則以1平方米 = 10.764平方呎換算並以四捨五入至整數平方呎。
  - 第2座省去4號、14號及24號住宅單位。
  - 本發展項目中的住宅物業不設陽台。
  - 花園包括花槽及/或樹槽。

# AREA OF RESIDENTIAL PROPERTIES IN THE DEVELOPMENT

發展項目中的住宅物業的面積

Description of Residential Property 物業的描述			Saleable Area (including balcony, utility platform and verandah, if any) sq.metre (sq.ft.) 實用面積 (包括露台，工作平台及陽台(如有)) 平方米(平方呎)	Area of other specified items (not included in the Saleable Area) sq.metre (sq.ft.) 其他指明項目的面積(不計算入實用面積)平方米(平方呎)									
Block Number 座號	Floor 樓層	Unit 單位		Air-conditioning plant room 空調機房	Bay window 窗台	Cockloft 閣樓	Flat roof 平台	Garden 花園	Parking space 停車位	Roof 天台	Stairhood 梯屋	Terrace 前庭	Yard 庭院
3	1/F 1樓	1	137.999 (1485) (Balcony 露台：4.117 (44)) (Utility Platform 工作平台：- (-)) (Verandah 陽台：- (-))	-	-	-	17.610 (190)	32.794 (353)	-	-	-	56.966 (613)	-
	2/F 2樓	2	140.623 (1514) (Balcony 露台：4.430 (48)) (Utility Platform 工作平台：1.500 (16)) (Verandah 陽台：- (-))	-	-	-	-	-	-	-	-	-	-
	3/F 3樓	Penthouse A 頂層單位 A	139.869 (1506) (Balcony 露台：4.430 (48)) (Utility Platform 工作平台：1.500 (16)) (Verandah 陽台：- (-))	-	-	-	96.061 (1034)	-	-	-	27.099 (292)	-	-

The saleable area and the floor area of balconies and utility platforms are calculated in accordance with section 8 of the Residential Properties (First-hand Sales) Ordinance; and the areas of other specified items (not included in the saleable area) are calculated in accordance with Part 2 of Schedule 2 to the Residential Properties (First-hand Sales) Ordinance.  
實用面積以及露台、工作平台樓面面積，是按照《一手住宅物業銷售條例》第8條計算得出的。其他指明項目的面積(不計算入實用面積)，是按照《一手住宅物業銷售條例》附表2第2部計算得出。

- Remarks :
- The above areas have been converted to square feet based on a conversion rate of 1 square metre = 10.764 square feet and rounded off to the nearest square foot.
  - Residential unit numbers 4, 14 and 24 in Block 2 are omitted.
  - There is no verandah in the residential properties in the Development.
  - Garden includes planter and/or tree pit.

- 備註:
- 上述所列之面積則以1平方米 = 10.764平方呎換算並以四捨五入至整數平方呎。
  - 第2座省去4號、14號及24號住宅單位。
  - 本發展項目中的住宅物業不設陽台。
  - 花園包括花槽及/或樹槽。

# FLOOR PLANS OF PARKING SPACES IN THE DEVELOPMENT

發展項目中的停車位的樓面平面圖

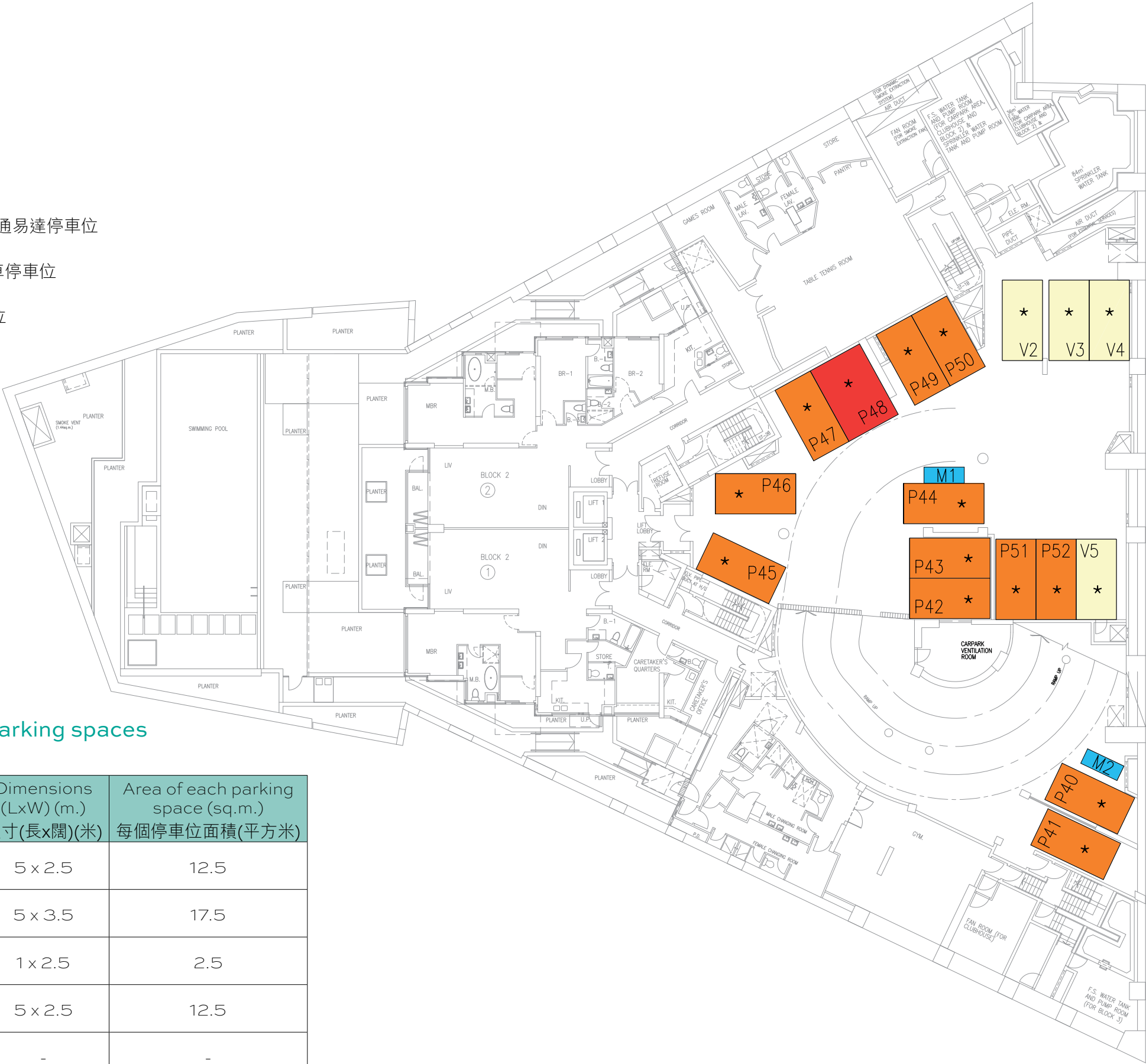
B4/F  
地下4層

- Car Parking Space 停車位
- Accessible Car Parking Space 暢通易達停車位
- Motor Cycle Parking Space 電單車停車位
- Visitors' Parking Space 訪客停車位
- \*

Parking Spaces provided with isolator  
停車位配有開關掣


Number, dimensions and areas of parking spaces  
停車位的數目、尺寸及面積

Category of Parking Space 停車位類別	Number 數目	Dimensions (LxW) (m.) 尺寸(長x闊)(米)	Area of each parking space (sq.m.) 每個停車位面積(平方米)
Car Parking Space 停車位	12	5 x 2.5	12.5
Accessible Car Parking Space 暢通易達停車位	1	5 x 3.5	17.5
Motor Cycle Parking Space 電單車停車位	2	1 x 2.5	2.5
Visitors' Parking Space 訪客停車位	4	5 x 2.5	12.5
Loading and Unloading Space 上落貨車位	○	-	-
Taxi Lay-By 的士停車等候處	○	-	-



發展項目中的停車位的樓面平面圖

- Car Parking Space 停車位
- Motor Cycle Parking Space 電單車停車位



Category of Parking Space 停車位類別	Number 數目	Dimensions (LxW) (m.) 尺寸(長x闊)(米)	Area of each parking space (sq.m.) 每個停車位面積(平方米)
Car Parking Space 停車位	12	5 x 2.5	12.5
Accessible Car Parking Space 暢通易達停車位	0	-	-
Motor Cycle Parking Space 電單車停車位	2	1 x 2.5	2.5
Visitors' Parking Space 訪客停車位	0	-	-
Loading and Unloading Space 上落貨車位	0	-	-
Taxi Lay-By 的士停車等候處	0	-	-



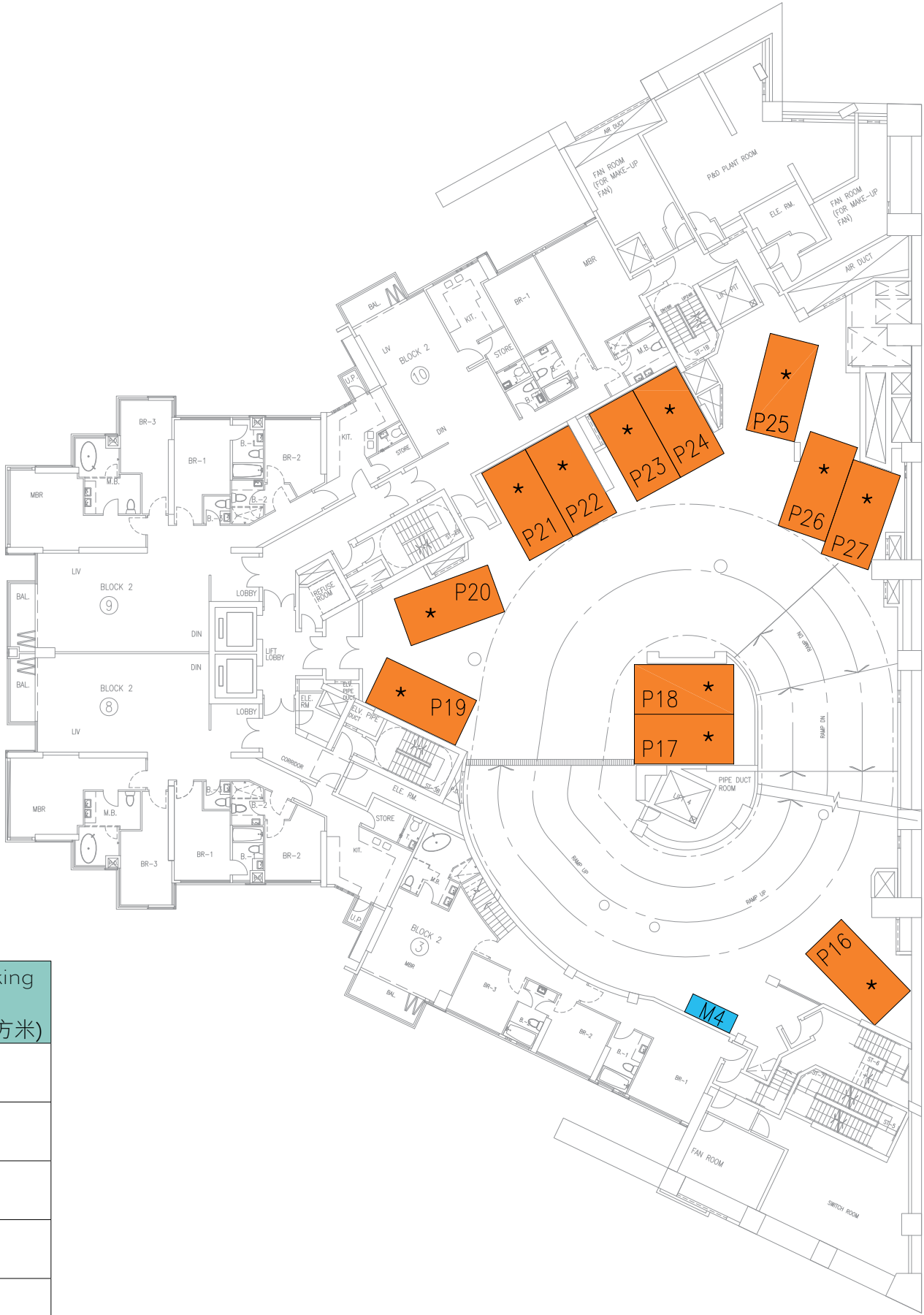
# FLOOR PLANS OF PARKING SPACES IN THE DEVELOPMENT

發展項目中的停車位的樓面平面圖

B2/F  
地下2層

- Car Parking Space 停車位
- Motor Cycle Parking Space 電單車停車位

★ Parking Spaces provided with isolator  
停車位配有開關掣



Number, dimensions and areas of parking spaces  
停車位的數目、尺寸及面積

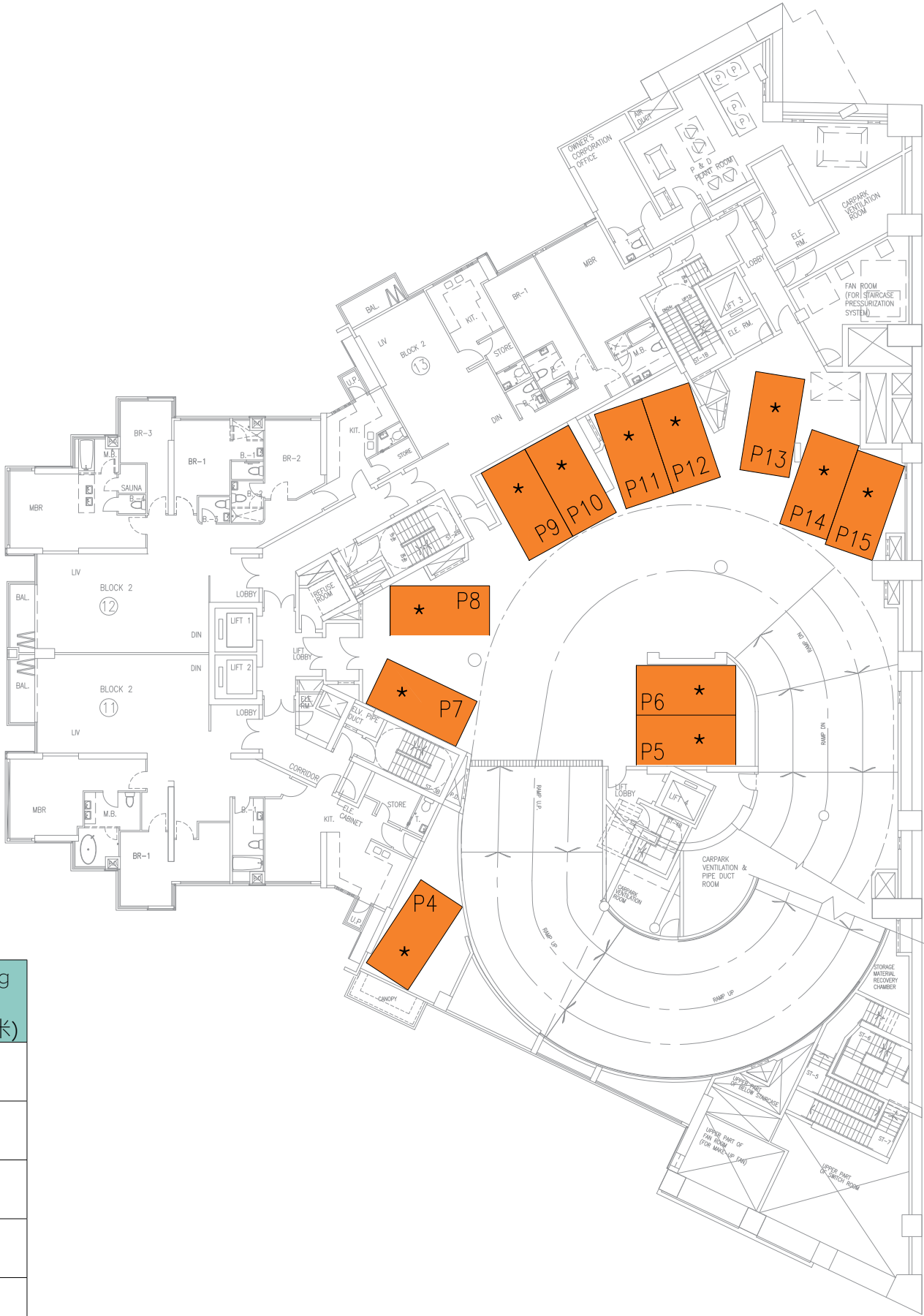
Category of Parking Space 停車位類別	Number 數目	Dimensions (LxW) (m.) 尺寸(長x闊)(米)	Area of each parking space (sq.m.) 每個停車位面積(平方米)
Car Parking Space 停車位	12	5 x 2.5	12.5
Accessible Car Parking Space 暢通易達停車位	○	-	-
Motor Cycle Parking Space 電單車停車位	1	1 x 2.5	2.5
Visitors' Parking Space 訪客停車位	○	-	-
Loading and Unloading Space 上落貨車位	○	-	-
Taxi Lay-By 的士停車等候處	○	-	-

# FLOOR PLANS OF PARKING SPACES IN THE DEVELOPMENT

發展項目中的停車位的樓面平面圖

B1/F  
地下1層

- Car Parking Space 停車位
- ★ Parking Spaces provided with isolator  
停車位配有開關掣



Number, dimensions and areas of parking spaces  
停車位的數目、尺寸及面積

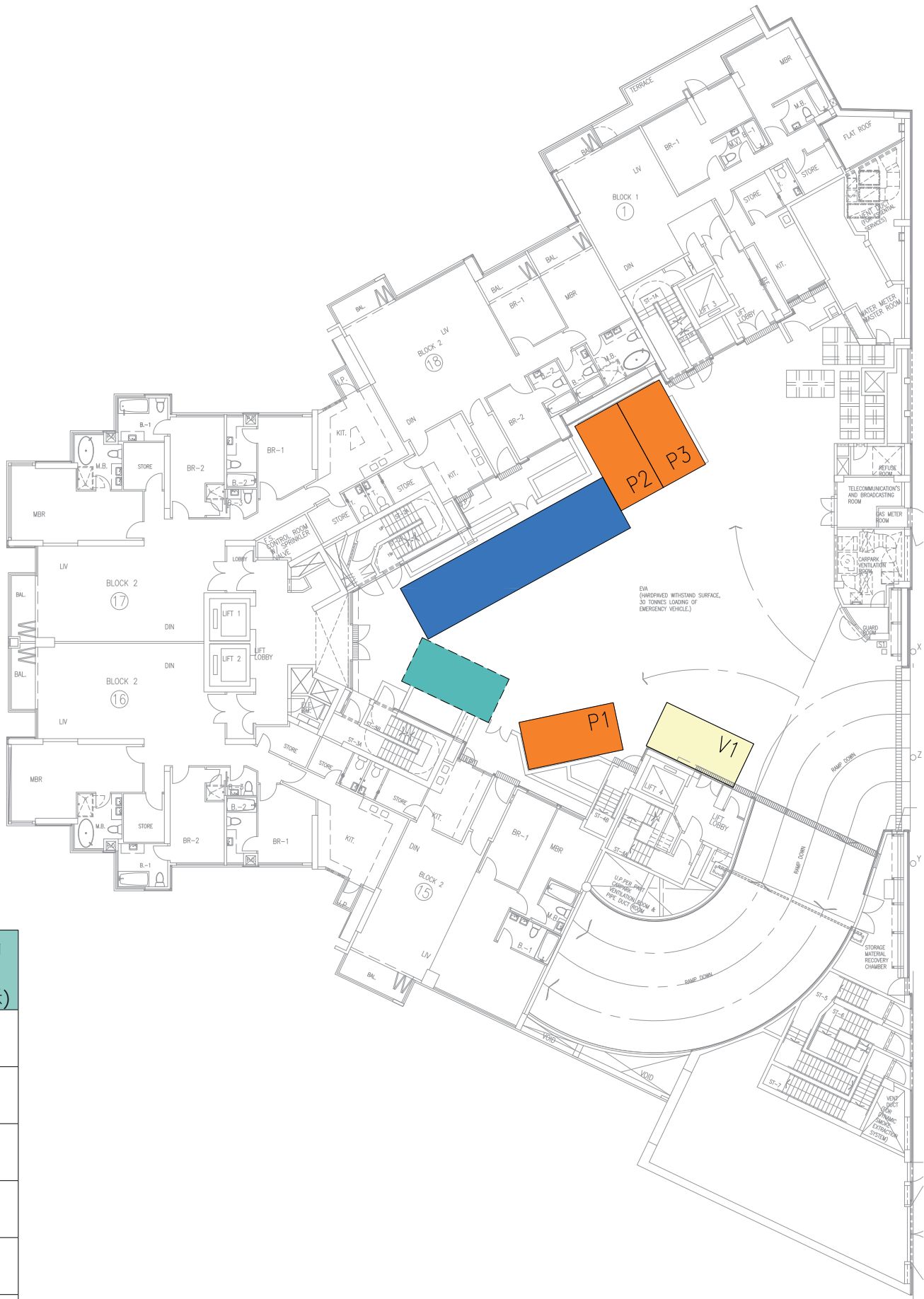
Category of Parking Space 停車位類別	Number 數目	Dimensions (LxW) (m.) 尺寸(長x闊)(米)	Area of each parking space (sq.m.) 每個停車位面積(平方米)
Car Parking Space 停車位	12	5 x 2.5	12.5
Accessible Car Parking Space 暢通易達停車位	○	-	-
Motor Cycle Parking Space 電單車停車位	○	-	-
Visitors' Parking Space 訪客停車位	○	-	-
Loading and Unloading Space 上落貨車位	○	-	-
Taxi Lay-By 的士停車等候處	○	-	-

# FLOOR PLANS OF PARKING SPACES IN THE DEVELOPMENT

發展項目中的停車位的樓面平面圖

G/F  
地下

- Car Parking Space 停車位
- Visitors' Parking Space 訪客停車位
- Loading and Unloading Space 上落貨車位
- Taxi Lay-By 的士停車等候處



Number, dimensions and areas of parking spaces  
停車位的數目、尺寸及面積

Category of Parking Space 停車位類別	Number 數目	Dimensions (LxW) (m.) 尺寸(長x闊)(米)	Area of each parking space (sq.m.) 每個停車位面積(平方米)
Car Parking Space 停車位	3	5 x 2.5	12.5
Accessible Car Parking Space 暢通易達停車位	0	-	-
Motor Cycle Parking Space 電單車停車位	0	-	-
Visitors' Parking Space 訪客停車位	1	5 x 2.5	12.5
Loading and Unloading Space 上落貨車位	1	12 x 3	36
Taxi Lay-By 的士停車等候處	1	5 x 2.5	12.5

# FLOOR PLANS OF PARKING SPACES IN THE DEVELOPMENT

發展項目中的停車位的樓面平面圖

Number, dimensions and areas of parking spaces 停車位的數目、尺寸及面積

Category of Parking Space 停車位類別	Location 位置	Parking space number 停車位編號	Number 數目	Dimensions (LxW) (m.) 尺寸(長x闊)(米)	Area of each parking space (sq.m.) 每個停車位面積(平方米)
Car Parking Space 停車位	G/F 地下	P1-P3	3	5 x 2.5	12.5
	B1/F 地下1層	P4-P15	12	5 x 2.5	12.5
	B2/F 地下2層	P16-P27	12	5 x 2.5	12.5
	B3/F 地下3層	P28-P39	12	5 x 2.5	12.5
	B4/F 地下4層	P40-47, P49-P52	12	5 x 2.5	12.5
	Total 總數		51		
Accessible Car Parking Space 暢通易達停車位	B4/F 地下4層	P48	1	5 x 3.5	17.5
Motor Cycle Parking Space 電單車停車位	B2/F 地下2層	M4	1	1 x 2.5	2.5
	B3/F 地下3層	M3,M5	2	1 x 2.5	2.5
	B4/F 地下4層	M1,M2	2	1 x 2.5	2.5
	Total 總數		5		
Visitors' Parking Space 訪客停車位	G/F 地下	V1	1	5 x 2.5	12.5
	B4/F 地下4層	V2-V5	4	5 x 2.5	12.5
	Total 總數		5		
Loading and Unloading Space 上落貨車位	G/F 地下	-	1	12 x 3	36
Taxi Lay-By 的士停車等候處	G/F 地下	-	1	5 x 2.5	12.5



# SUMMARY OF PRELIMINARY AGREEMENT FOR SALE AND PURCHASE

## 臨時買賣合約的摘要

- |   |  |
|---|--|
| <p>1. A preliminary deposit of 5% is payable on the signing of the preliminary agreement for sale and purchase.</p> <p>2. The preliminary deposit paid by the purchaser on the signing of that preliminary agreement will be held by a firm of solicitors acting for the owner, as stakeholders.</p> <p>3. If the purchaser fails to execute the agreement for sale and purchase within 5 working days after the date on which the purchaser enters into that preliminary agreement –</p> <p>(a) that preliminary agreement is terminated;</p> <p>(b) the preliminary deposit is forfeited; and</p> <p>(c) the owner does not have any further claim against the purchaser for the failure.</p> | <p>1. 在簽署該臨時買賣合約時須支付款額為5%的臨時訂金。</p> <p>2. 買方在簽署該臨時合約時支付的臨時訂金，會由代表擁有人行事的律師事務所以保證金保存人的身份持有。</p> <p>3. 如買方沒有於訂立該臨時合約的日期之後5個工作日之內簽立買賣合約 —</p> <p>(a) 該臨時合約即告終止；</p> <p>(b) 有關的臨時訂金即予沒收；</p> <p>(c) 擁有人不得就買方沒有簽立買賣合約而針對買方提出進一步申索。</p> |
|---|--|

# SUMMARY OF DEED OF MUTUAL COVENANT

## 公契的摘要

1. The common parts of the development

“Common Areas” means all of the Estate Common Areas, Residential Common Areas, Car Park Common Areas and other common access to be designated in the sub-deed(s) (if any).

“Common Facilities” means all of the Estate Common Facilities, Residential Common Facilities and Car Park Common Facilities.

“Estate Common Areas” all those areas or parts of the land and the development the right to the use of which is designated for the common use and benefit of the Owners and occupiers of the Units and is not given by the Deed of Mutual Covenant or otherwise to the Registered Owner or the Owner of any individual Unit and is not otherwise specifically assigned and which include, without limiting the generality of the foregoing, loading and unloading spaces, guard room, Owners’ Corporation Office, caretaker’s office, caretaker’s quarters, walkways, meter room, fuel tank room, Transformer Rooms, refuse storage and material recovery chamber, external walls (excluding the external walls of the Residential Units), parapet-walls, lifts and entrance lobby, lobby, lift lobby, wider common corridors and lift lobbies, landscaped areas, greenery areas (other than those forming part of a Unit or of the Residential Common Areas), roads, footpaths, lawn, taxi lay-by, loading bay, corridor, general lay-by, stairs, passageways, entrances, driveways, open spaces, ramps, the spaces for the picking up and setting down of passengers, pump rooms, switch rooms, fire services inlet and sprinkler inlet, fire services water tank and pump room, gas inlet, water meter room, sprinkler water tank, sprinkler pump room, sprinkler valve room, emergency generator room, architectural features, cable duct, generator room, fan rooms (if any), fire services control room with sprinkler valve, lift shafts and lift machine rooms, flat roofs (which do not form part of any Residential Units), roofs (which do not form part of any Residential Units), the Slopes and Retaining Walls which are located within the Land (if any), electrical rooms, fire service pump rooms, services ducts and planters, pipe duct room, areas for installation or use of aerial broadcast distribution or telecommunications network facilities, all plant rooms, plumbing & drainage plant room, water meter master room, refuse room, electrical low voltage room, electrical low voltage pipe ducts, gas meter room, telecommunication’s and broadcasting room, drainage pump room, vehicular access, drainage water tank, landscape and pavement, lift pits, smoke vents, pipe ducts, air ducts, vent ducts, smoke vent outlets, water meter check cabinet, smoke vent cover, unexcavated area, hatch door, inaccessible void, natural vent ducts, water meter cabinets, natural vents, sewerage holding up tank, air duct room, emergency vehicular access, ventilation room, electrical meter room, void and such areas within the meaning of “common parts” as defined in Section 2 of the Building Management Ordinance (Chapter 344 of the Laws of Hong Kong) but shall exclude the Car Park Common Areas and the Residential Common Areas.

“Estate Common Facilities” means all those installations and facilities in the Estate Common Areas used in common by or installed for the common benefit of all the Units as part of the amenities thereof and not for the exclusive benefit of any individual Unit and, without limiting the generality of the foregoing, including fence walls, drains, manhole, channels, water mains, sewers, gutters, watercourses (if any), cables, cable accommodations (including, without limitation, cable troughs, draw-pits and cable ducts), wells (if any), pipes, wires, flushing and fresh water intakes and mains, fire fighting or security equipment and facilities, pumps, switches, meters, lights, sanitary fittings, communal aerials, telecommunications network facilities, air duct, fan, signage, ventilation, water points and other apparatus equipment and facilities.

“Residential Common Areas” means collectively the General Residential Common Areas, the Residential Common Areas for Block 1, the Residential Common Areas for Block 2 and the Residential Common Areas for Block 3.

“General Residential Common Areas” means all those areas or parts of the land and the development the right to the use of which is designated for the common use and benefit of the Owners and occupiers of Residential Units of Blocks 1, 2 and 3, and is not given by the Deed of Mutual Covenant or otherwise to the Registered Owner or the Owner of any individual Residential Unit and is not otherwise specifically assigned and which, without limiting the generality of the foregoing, include Visitors’ Parking Spaces, Recreational Facilities, external walls of the Residential Units, filtration plant room, sitting areas, sunshades, planters, fan room, smoke extraction plant rooms, refuse room and electrical low voltage pipe ducts.

“Residential Common Areas for Block 1” means all those areas or parts of the land and the development the right to the use of which is designated for common use and benefit of the Owners and occupiers of Residential Units of Block 1 and is not given by the Deed of Mutual Covenant or otherwise to the Registered Owner or the Owner of any individual Residential Unit and is not otherwise specifically assigned and which, without limiting the generality of the foregoing, include parapet-walls, canopies, mail boxes, residential lift lobbies, fire services water tank and pump room for Block 1, architectural features, cover of balcony, lobby, lift shafts, staircases, water meter cabinets, telephone ducts, electrical rooms, air-conditioner platforms, lift pit, refuse rooms, lift machine room and spaces for air-conditioner.

“Residential Common Areas for Block 2” means all those areas or parts of the land and the development the right to the use of which is designated for common use and benefit of the Owners and occupiers of Residential Units of Block 2 and is not given by the Deed of Mutual Covenant or otherwise to the Registered Owner or the Owner of any individual Residential Unit and is not otherwise specifically assigned and which, without limiting the generality of the foregoing, include parapet-walls, canopies, mail boxes, wider common corridors and lift lobbies, corridor, architectural features, cover of balcony, flat roof, residential lift lobbies on 1/F, 2/F and 3/F only, staircases, water meter cabinets, refuse rooms, electrical rooms, electrical cabinet, pipe ducts, air-conditioner platforms, electrical low voltage pipe ducts and hose reel for 1/F to 3/F only.

“Residential Common Areas for Block 3” means all those areas or parts of the land and the development the right to the use of which is designated for common use and benefit of the Owners and occupiers of Residential Units of Block 3 and is not given by the Deed of Mutual Covenant or otherwise to the Registered Owner or the Owner of any individual Residential Unit and is not otherwise specifically assigned and which, without limiting the generality of the foregoing, include parapet-walls, canopies, wider common corridors and lift lobbies, fire services water tank and pump room for Block 3, architectural features, cover of balcony, lift shafts, staircases, water meter cabinets, electrical low voltage rooms, electrical rooms, air-conditioner platforms, lift pit, residential lift lobbies, refuse rooms, hose reel, lift machine room and pipe ducts.

“Residential Common Facilities” means collectively the General Residential Common Facilities, the Residential Common Facilities for Block 1, the Residential Common Facilities for Block 2 and the Residential Common Facilities for Block 3.

# SUMMARY OF DEED OF MUTUAL COVENANT

## 公契的摘要

“General Residential Common Facilities” means all those installations and facilities in the General Residential Common Areas used in common by or installed for the common benefit of all the Residential Units in Blocks 1, 2 and 3, and not for the exclusive use or benefit of any individual Unit or the development as a whole and which, without limiting the generality of the foregoing, include fence walls, drains, manhole, channels, water mains, sewers, gutters, watercourses (if any), cables, cable accommodations (including, without limitation, recreational and other facilities in the Recreational Facilities, cable troughs, draw-pits and cable ducts), satellite dishes or ancillary equipment (if any), wells (if any), pipes, wires, flushing and fresh water intakes and mains, fire fighting or security equipment and facilities, pumps, switches, meters, lights, sanitary fittings, communal aerials, telecommunications network facilities, air duct, fan, signage, ventilation, water points and other apparatus equipment and facilities.

“Residential Common Facilities for Block 1” means all those installations and facilities in the Residential Common Areas for Block 1 used in common by or installed for the common benefit of all the Residential Units in Block 1 and not for the exclusive use or benefit of any individual Unit or the development as a whole and which, without limiting the generality of the foregoing, include lift, drains, switches, meters, pipes, pumps, wires, cables, lights, installations and facilities in the lift machine rooms, fire fighting or security equipment and facilities, air ducts, fan, signage, ventilation, tele-com facilities and other service facilities apparatus whether ducted or otherwise.

“Residential Common Facilities for Block 2” means all those installations and facilities in the Residential Common Areas for Block 2 used in common by or installed for the common benefit of all the Residential Units in Block 2 and not for the exclusive use or benefit of any individual Unit or the development as a whole and which, without limiting the generality of the foregoing, include drains, switches, meters, pipes, pumps, wires, cables, lights, antennae, lifts, fire fighting or security equipment and facilities, air ducts, fan, signage, ventilation, tele-com facilities and other service facilities apparatus whether ducted or otherwise.

“Residential Common Facilities for Block 3” means all those installations and facilities in the Residential Common Areas for Block 3 used in common by or installed for the common benefit of all the Residential Units in Block 3 and not for the exclusive use or benefit of any individual Unit or the development as a whole and which, without limiting the generality of the foregoing, include lift, drains, switches, meters, pipes, pumps, wires, cables, lights, installations and facilities in the lift machine rooms, fire fighting or security equipment and facilities, air ducts, fan, signage, ventilation, tele-com facilities and other service facilities apparatus whether ducted or otherwise.

“Car Park Common Areas” means the whole of the Car Park which is constructed or to be constructed for parking purposes in accordance with the approved building plans and the Land Grant except the Parking Spaces designated on the approved car park layout plan and which include, without limiting the generality of the foregoing, the Car Park ventilation and pipe duct room, smoke vents for car park area, the landings and manoeuvring and circulation areas, the car ramp, the driveways, ramps, void and circulation passages.

“Car Park Common Facilities” means all those installations and facilities in the Car Park Common Areas used in common by or installed for the common benefit of the Owners and occupiers of the Parking Spaces and not for the exclusive use or benefit of any individual Parking Space or the development as a whole and, without limiting the generality of the foregoing, including drains, manhole, channels, water mains (if any), water tanks, sewers, gutters, watercourses, cables, wells (if any), pipes, wires, fresh water intakes (if any) and mains, fire fighting or security equipment and facilities, control gate, pumps, switches, meters, lights, ventilation air duct, air duct, fan, charger, signage, ventilation, water point for washing car and plant room and other apparatus and equipment and facilities.

2. The number of undivided shares assigned to each residential property in the development

Block	Floor	Unit	No. of Undivided Shares
1	G/F	Unit 1	147
	1/F	Unit 2	140
	2/F	Unit 3	126
	3/F	Penthouse A	240
2	B4/F	Unit 1	144
		Unit 2	190
	B3/F & B2/F	Unit 3	280
	B3/F	Unit 5	173
		Unit 6	175
		Unit 7	187
	B2/F	Unit 8	176
		Unit 9	175
		Unit 10	143
	B1/F	Unit 11	183
		Unit 12	175
		Unit 13	145
	G/F	Unit 15	139
		Unit 16	185
		Unit 17	182
		Unit 18	157
	1/F	Unit 19	156
		Unit 20	173
		Unit 21	175
		Unit 22	141
	2/F	Unit 23	156
		Unit 25	173
		Unit 26	175
		Unit 27	141
	3/F	Penthouse A	285
		Penthouse B	266
		Penthouse C	326
		Penthouse D	262
3	1/F	Unit 1	245
	2/F	Unit 2	141
	3/F	Penthouse A	263
Total			6540

# SUMMARY OF DEED OF MUTUAL COVENANT

## 公契的摘要

3. The term of years for which the manager of the development is appointed

Subject to the provisions of the Building Management Ordinance (Chapter 344 of the Laws of Hong Kong), and sub-clauses (b) and (c) of clause 2 of sub-section A of section VI of the Deed of Mutual Covenant, the DMC Manager is appointed as the first manager to manage the land and the development for the initial term of TWO years from the date of the Deed of Mutual Covenant and thereafter shall continue to manage the development until its appointment is terminated in accordance with the provisions of the Deed of Mutual Covenant.

4. The basis on which the management expenses are shared among the owners of the residential properties in the development

The Manager shall determine the amount which each Owner shall contribute towards the management expenditure in accordance with the following principles:

- (a) Each Owner of a Unit of the development shall contribute to the amount assessed under Part A of the annual Management Budget in the proportion which the number of the Management Shares allocated to his Unit bears to the total number of the Management Shares allocated to all Units of and in the development. Part A shall cover the estimated management expenditure which in the opinion of the Manager are attributable to the management and maintenance of the Estate Common Areas and the Estate Common Facilities or for the benefit of all the Owners (excluding those estimated management expenditure contained in Part B, Part C, Part D, Part E and Part F of the Management Budget);
- (b) Each Owner of a Residential Unit of the development shall contribute to the amount assessed under Part B of the annual Management Budget in the proportion which the number of the Management Shares allocated to his Residential Unit bears to the total number of the Management Shares allocated to all Residential Units of and in the development. Part B shall contain the estimated management expenditure which in the opinion of the Manager are attributable solely to the management and maintenance of the General Residential Common Areas and the General Residential Common Facilities or solely for the benefit of all the Owners of the Residential Units of Blocks 1, 2 and 3 including but not limited to the expenditure for the operation, maintenance, repair, cleaning, lighting and security of the Recreational Facilities and, for the avoidance of doubt, Part B shall also contain such parts of the estimated management expenditure in respect of the Car Park Common Areas and Car Park Common Facilities which in the reasonable opinion of the Manager are attributable to the use of the Visitors' Parking Spaces;
- (c) Each Owner of the Residential Units of Block 1 in addition to the amount payable under (a) and (b) above shall in respect of each Residential Unit of Block 1 of which he is the Owner contribute to the amount assessed under Part C of the annual Management Budget in the proportion which the number of Management Shares allocated to his Residential Unit of Block 1 bears to the total number of the Management Shares allocated to all

Residential Units of Block 1 of and in the development. Part C shall contain the estimated management expenditure which in the opinion of the Manager are attributable solely to the management and maintenance of the Residential Common Areas for Block 1 and the Residential Common Facilities for Block 1 or solely for the benefit of all the Owners of the Residential Units of Block 1;

- (d) Each Owner of the Residential Units of Block 2 in addition to the amount payable under (a) and (b) above shall in respect of each Residential Unit of Block 2 of which he is the Owner contribute to the amount assessed under Part D of the annual Management Budget in the proportion which the number of Management Shares allocated to his Residential Unit of Block 2 bears to the total number of the Management Shares allocated to all Residential Units of Block 2 of and in the development. Part D shall contain the estimated management expenditure which in the opinion of the Manager are attributable solely to the management and maintenance of the Residential Common Areas for Block 2 and the Residential Common Facilities for Block 2 or solely for the benefit of all the Owners of the Residential Units of Block 2;
- (e) Each Owner of the Residential Units of Block 3 in addition to the amount payable under (a) and (b) above shall in respect of each Residential Unit of Block 3 of which he is the Owner contribute to the amount assessed under Part E of the annual Management Budget in the proportion which the number of Management Shares allocated to his Residential Unit of Block 3 bears to the total number of the Management Shares allocated to all Residential Units of Block 3 of and in the development. Part E shall contain the estimated management expenditure which in the opinion of the Manager are attributable solely to the management and maintenance of the Residential Common Areas for Block 3 and the Residential Common Facilities for Block 3 or solely for the benefit of all the Owners of the Residential Units of Block 3; and
- (f) Each Owner in addition to the amount payable under (a) above shall in respect of each Parking Space of which he is the owner contribute to the amount assessed under Part F of the annual Management Budget in the proportion which the number of Management Shares allocated to his Parking Space bears to the total number of Management Shares allocated to all Parking Spaces of and in the development. Part F shall contain the estimated management expenditure which in the opinion of the Manager are attributable solely to the management and maintenance of the Car Park Common Areas and the Car Park Common Facilities or solely for the benefit of all the Owners of the Parking Spaces excluding for the avoidance of doubt, parts of the estimated management expenditure in respect of the Car Park Common Areas and Car Park Common Facilities which in the reasonable opinion of the Manager are attributable to the use of the Visitors' Parking Spaces which shall be treated as falling within Part B of the annual Management Budget.

Unless otherwise determined by the Manager each Owner shall on the first day of each and every calendar month (whether legally demanded or not) pay to the Manager a sum representing one-twelfth of such Owner's liability to contribute to the management expenditure for that year.



# SUMMARY OF DEED OF MUTUAL COVENANT

## 公契的摘要

5. The basis on which the management fee deposit is fixed

The first Owner of each Unit shall upon the assignment of the Unit from the Registered Owner deposit with the Manager as security for the due payment of all amounts which may be or become payable by him under the Deed of Mutual Covenant a sum equivalent to one month's monthly contribution of the first year's budgeted management expenses and such sum shall not be used to set off against monthly contribution of the management expenses or any other contributions to be made by him and such sum is non-refundable but transferable.

6. The area (if any) in the development retained by the owner for its own use

Not applicable.

Remark:

For full details of the Deed of Mutual Covenant, please refer to the Deed of Mutual Covenant which is free for inspection during opening hours at the place at which the residential property is offered to be sold. Copies of the Deed of Mutual Covenant can be obtained upon payment of the necessary photocopying charges.

# SUMMARY OF DEED OF MUTUAL COVENANT

## 公契的摘要

### 1. 發展項目的公用部份

「公用地方」指所有「屋苑公用地方」、「住宅公用地方」、「停車場公用地方」及於副公契(如有者)指定的其他公用通道。

「公用設施」指所有「屋苑公用設施」、「住宅公用設施」及「停車場公用設施」。

「屋苑公用地方」指該土地及發展項目內指定供「單位」業主及佔用人共同使用及享用，而並非按「公契」或其他給予「註冊業主」或任何個別「單位」的「業主」使用和並非特別轉讓的所有該等地方或部分，及在不局限前文的概括性的原則下包括上落貨車位、保安護衛員室、「業主立案法團」辦事處、管理員辦事處、管理員宿舍、走道、水電錶房、燃料缸房、「變壓器房」、垃圾及物料回收房、外牆(「住宅單位」外牆除外)、矮牆、電梯及入口大堂、大堂、電梯大堂、加闊公共走廊及電梯大堂、園景美化地方、綠化地方(附屬於個別「單位」或「住宅公用地方」者除外)、道路、行人徑、草坪、的士停車等候處、裝貨處、走廊、一般停車等候處、樓梯、通道、入口、行車道、休憩用地、斜路、乘客上落處、泵房、電掣房、消防進水管及消防花灑系統進水管、消防水箱及泵房、氣體進氣口、水錶房、消防花灑系統水箱、消防花灑系統泵房、消防花灑系統控制閥房、緊急發電機房、建築特色、電纜管槽、發電機房、風機房(如有者)、消防控制連消防花灑系統閥房、電梯井及電梯機房、平台(不附屬於任何「住宅單位」者)、天台(不附屬於任何「住宅單位」者)、「該土地」範圍內之「斜坡及護土牆」(如有者)、電氣房、消防泵房、服務管槽及花槽、水管槽房、安裝或使用天線廣播分導或電訊網絡設施的地方、所有機房、渠務及排水裝置機房、總水錶房、垃圾房、低壓電房、低壓電管槽、氣體錶房、電訊及廣播器材室、排水泵房、車輛通道、排水箱、園景及行人路、電梯井、排煙口、水管槽、風槽、通風管道、排煙孔口、排煙裝置機房、校對水錶櫃、排煙口蓋、無挖掘地方、外門、不可通越空隙、自然通風槽、水錶櫃、自然通風口、污水暫存水箱、風槽室、緊急車輛通道、通風室、電錶房及空隙，以及《建築物管理條例》(香港法例第344章)第2條界定為「公用部分」的該等地方，但不包括「停車場公用地方」及「住宅公用地方」。

「屋苑公用設施」指在「屋苑公用地方」內供共同使用或安裝作為其便利設施供發展項目的所有「單位」共同享用的所有該等裝置及設施，而並非供任何個別「單位」獨家享用，及在不局限前文的概括性的原則下，包括圍牆、排水渠、沙井、渠道、總水管、污水管、溝渠、水道(如有者)、電纜、電纜裝置(包括但不限於電纜槽、拉線井及電纜井)、井(如有者)、水管、電線、沖廁水及食水進水管和主水管、滅火或保安設備與設施、泵、開關裝置、儀錶、照明裝置、衛生配件、公共天線、電訊網絡設施、風槽、風機、招牌、通風裝置、供水接點及其他器具、設備與設施。

「住宅公用地方」統指「一般住宅公用地方」、「第1座住宅公用地方」、「第2座住宅公用地方」及「第3座住宅公用地方」。

「一般住宅公用地方」指該土地及發展項目內指定其用途為供第1、2及3座「住宅單位」的「業主」及佔用人共同使用及享用，而並非按「公契」或其他給予「註冊業主」或任何個別「住宅單位」的「業主」使用和並非特別轉讓的所有該等地方或部分，及在不局限前文的概括性的原則下，包括「訪客車位」、「康樂設施」、「住宅單位」外牆、濾水裝置機房、休憩場地、陽篷、花槽、風機房、排煙機房、垃圾房及低壓電管槽。

「第1座住宅公用地方」指該土地及發展項目內指定其用途為供第1座「住宅單位」的「業主」及佔用人共同使用及享用，而並非按「公契」或其他給予「註冊業主」或任何個別「住宅單位」的「業主」使用和並非特別轉讓的所有該等地方或部分，及在不局限前文的概括性的原則下，包括矮牆、簷篷、信箱、住宅電梯大堂、第1座的消防水箱及泵房、建築特色、露台蓋頂、大堂、電梯井、樓梯、水錶櫃、電話線槽、電氣房、冷氣機平台、電梯槽、垃圾房、電梯機房及冷氣機位。

「第2座住宅公用地方」指該土地及發展項目內指定其用途為供第2座「住宅單位」的「業主」及佔用人共同使用及享用，而並非按「公契」或其他給予「註冊業主」或任何個別「住宅單位」的「業主」使用和並非特別轉讓的所有該等地方或部分，及在不局限前文的概括性的原則下，包括矮牆、簷篷、信箱、加闊公共走廊及電梯大堂、走廊、建築特色、露台蓋頂、平台及僅1樓、2樓及3樓的住宅電梯大堂、樓梯、水錶櫃、垃圾房、電氣房、電錶櫃、水管槽、冷氣機平台、低壓電管槽及僅1樓至3樓的消防喉轆。

「第3座住宅公用地方」指該土地及發展項目內指定其用途為供第3座「住宅單位」的「業主」及佔用人共同使用及享用，而並非按「公契」或其他給予「註冊業主」或任何個別「住宅單位」的「業主」使用和並非特別轉讓的所有該等地方或部分，及在不局限前文的概括性的原則下，包括矮牆、簷篷、加闊公共走廊及電梯大堂、第3座的消防水箱及泵房、建築特色、露台蓋頂、電梯井、樓梯、水錶櫃、低壓電房、電氣房、冷氣機平台、電梯槽、住宅電梯大堂、垃圾房、消防喉轆、電梯機房及水管槽。

「住宅公用設施」統指「一般住宅公用設施」、「第1座住宅公用設施」、「第2座住宅公用設施」及「第3座住宅公用設施」。

「一般住宅公用設施」指在「一般住宅公用地方」內供共同使用或安裝以供所有第1、2及3座「住宅單位」共同享用的所有該等裝置及設施，而並非供任何個別「單位」獨家使用或供發展項目整體共享，及在不局限前文的概括性的原則下，包括圍牆、排水渠、沙井、渠道、總水管、污水管、溝渠、水道(如有者)、電纜、電纜裝置(包括但不限於「康樂設施」內的康樂及其他設施、電纜槽、拉線井及電纜井)、衛星電視碟形天線或附屬設備(如有者)、井(如有者)、水管、電線、沖廁水及食水進水管和主水管、滅火或保安設備與設施、泵、開關裝置、儀錶、照明裝置、衛生配件、公共天線、電訊網絡設施、風槽、風機、招牌、通風裝置、供水接點及其他器具、設備與設施。

「第1座住宅公用設施」指在「第1座住宅公用地方」內供共同使用或安裝以供所有第1座「住宅單位」共同享用的所有該等裝置及設施，而並非供任何個別「單位」獨家使用或供發展項目整體共享，及在不局限前文的概括性的原則下，包括電梯、排水渠、開關裝置、儀錶、水管、泵、電線、電纜、照明裝置、電梯機房內裝置與設施、滅火或保安設備與設施、風槽、風機、招牌、通風裝置、電訊設施和其他鋪管或非鋪管服務設施與器具。

「第2座住宅公用設施」指在「第2座住宅公用地方」內供共同使用或安裝以供所有第2座「住宅單位」共同享用的所有該等裝置及設施，而並非供任何個別「單位」獨家使用或供發展項目整體共享，及在不局限前文的概括性的原則下，包括排水渠、開關裝置、儀錶、水管、泵、電線、電纜、照明裝置、天線、電梯、滅火或保安設備與設施、風槽、風機、招牌、通風裝置、電訊設施和其他鋪管或非鋪管服務設施與器具。

「第3座住宅公用設施」指在「第3座住宅公用地方」內供共同使用或安裝以供所有第3座「住宅單位」共同享用的所有該等裝置及設施，而並非供任何個別「單位」獨家使用或供發展項目整體共享，及在不局限前文的概括性的原則下，包括電梯、排水渠、開關裝置、儀錶、水管、泵、電線、電纜、照明裝置、電梯機房內裝置與設施、滅火或保安設備與設施、風槽、風機、招牌、通風裝置、電訊設施和其他鋪管或非鋪管服務設施與器具。

「停車場公用地方」指遵照核准建築圖則及「批地文件」建造或將建造作停泊車輛用途的整個「停車場」(在核准停車場佈局圖則指定為「停車位」則除外)，及在不局限前文的概括性的原則下，包括「停車場」通風及管槽房、停車場排煙口、樓梯平台和運轉及通道區、行車斜路、行車道、斜路、空隙及流通通道。

# SUMMARY OF DEED OF MUTUAL COVENANT

## 公契的摘要

「停車場公用設施」指在「停車場公用地方」內供共同使用或安裝以供所有「停車位」業主及佔用人共同享用的所有該等裝置及設施，而並非供任何個別「停車位」獨家使用或供發展項目整體共享，及在不局限前文的概括性的原則下，包括排水渠、沙井、水渠、總水管(如有者)、水箱、污水管、溝渠、水道、電纜、井(如有者)、水管、電線、食水進水管(如有者)及主水管、滅火或保安設備與設施、控制閘、水泵、開關裝置、儀錶、照明裝置、通風氣槽、風槽、風機、充電裝置、招牌、通風裝置、洗車供水接點及機房，以及其他器具、設備與設施。

2. 分配予發展項目中的每個住宅物業的不分割份數的數目

座	樓層	單位	不分割份數
1	地下	單位1	147
	1樓	單位2	140
	2樓	單位3	126
	3樓	頂層單位A	240
2	地下4層	單位1	144
		單位2	190
	地下3層及地下2層	單位3	280
	地下3層	單位5	173
		單位6	175
		單位7	187
	地下2層	單位8	176
		單位9	175
		單位10	143
	地下1層	單位11	183
		單位12	175
		單位13	145
	地下	單位15	139
		單位16	185
		單位17	182
		單位18	157
	1樓	單位19	156
		單位20	173
		單位21	175
		單位22	141
	2樓	單位23	156
		單位25	173
		單位26	175
		單位27	141
	3樓	頂層單位A	285
		頂層單位B	266
		頂層單位C	326
		頂層單位D	262

座	樓層	單位	不分割份數
3	1樓	單位1	245
	2樓	單位2	141
	3樓	頂層單位A	263
總和			6540

3. 發展項目的管理人的委任年期

根據<<建築物管理條例>>(香港法例第344章)及公契第VI部第A分部第2條第(b)及(c)款的規定，「公契」「管理人」獲委任為管理該土地及發展項目的第一任管理人，任期由「公契」之日期起計的首兩年，其後繼續管理發展項目直至其委任根據「公契」的條款被終止。

4. 發展項目中的住宅物業的擁有人之間分擔管理開支的基準

「管理人」應根據以下原則釐定各「業主」應分擔之管理開支金額:

- (a) 發展項目的每個「單位」的「業主」須按他的「單位」獲分配的「管理份數」的數目對發展項目內所有「單位」的「管理份數」的總數之比例分擔年度「管理預算」A部分評估的款項。A部分須涵蓋「管理人」認為歸屬管理及維持「屋苑公用地方」及「屋苑公用設施」或供全體「業主」享用的預計管理開支(不包括「管理預算」B部分、C部分、D部分、E部分及F部分載有的該等預計管理開支)；
- (b) 發展項目的每個「住宅單位」的「業主」須按他的「住宅單位」獲分配的「管理份數」的數目對發展項目內所有「住宅單位」的「管理份數」的總數之比例分擔年度「管理預算」B部分評估的款項。B部分須涵蓋「管理人」認為僅歸屬管理及維持「一般住宅公用地方」及「一般住宅公用設施」或僅供第1、2及3座「住宅單位」的全體「業主」享用的預計管理開支，包括但不限於「康樂設施」的操作、保養、維修、清潔、照明及保安的開支，及為免生疑問，B部分亦涵蓋「管理人」認為合理歸屬使用「訪客停車位」的「停車場公用地方」及「停車場公用設施」預計管理開支部分；
- (c) 每個第1座「住宅單位」「業主」除以上第(a)及(b)分條應付的款項外，還須就他作為每個第1座「住宅單位」的「業主」按他的第1座「住宅單位」獲分配的「管理份數」的數目對發展項目內所有第1座「住宅單位」的「管理份數」的總數之比例分擔年度「管理預算」C部分評估的款項。C部分須涵蓋「管理人」認為僅歸屬管理及維持「第1座住宅公用地方」及「第1座住宅公用設施」或僅供第1座「住宅單位」的全體「業主」享用的預計管理開支；
- (d) 每個第2座「住宅單位」「業主」除以上第(a)及(b)分條應付的款項外，還須就他作為每個第2座「住宅單位」的「業主」按他的第2座「住宅單位」獲分配的「管理份數」的數目對發展項目內所有第2座「住宅單位」的「管理份數」的總數之比例分擔年度「管理預算」D部分評估的款項。D部分須涵蓋「管理人」認為僅歸屬管理及維持「第2座住宅公用地方」及「第2座住宅公用設施」或僅供第2座「住宅單位」的全體「業主」享用的預計管理開支；
- (e) 每個第3座「住宅單位」「業主」除以上第(a)及(b)分條應付的款項外，還須就他作為每個第3座「住宅單位」的「業主」按他的第3座「住宅單位」獲分配的「管理份數」的數目對發展項目內所有第3座「住宅單位」的「管理份數」的總數之比例分擔年度「管理預算」E部分評估的款

# SUMMARY OF DEED OF MUTUAL COVENANT

## 公契的摘要

- 項。E部分須涵蓋「管理人」認為僅歸屬管理及維持「第3座住宅公用地方」及「第3座住宅公用設施」或僅供第3座「住宅單位」的全體「業主」享用的預計管理開支；及
- (f) 每個「業主」除以上第(a)分條應付的款項外，還須就他作為每個「停車位」的「業主」按他的「停車位」獲分配的「管理份數」的數目對發展項目內所有「停車位」的「管理份數」的總數之比例分擔年度「管理預算」F部分評估的款項。F部分須涵蓋「管理人」認為僅歸屬管理及維持「停車場公用地方」及「停車場公用設施」或僅供「停車位」的全體「業主」享用的預計管理開支，及為免生疑問，此部分不會涵蓋「管理人」認為合理歸屬使用「訪客停車位」的「停車場公用地方」及「停車場公用設施」預計管理開支部分(此等開支部分將於年度「管理預算」B部分計算在內)。

除非「管理人」另行規定，每名「業主」須在每個曆月首日(不論是否從法律上索求) 向「管理人」繳付其應繳的年度管理開支份額的十二份之一的管理費。

### 5. 計算管理費按金的基準

各「單位」之首任「業主」應於由「註冊業主」轉讓取得「單位」後，向「管理人」存入作為保證如期支付根據「公契」其可能或將應付的所有金額之按金，金額相等於首年度預算管理開支的每月分擔款項的一個月款項，該等款項不可用作抵銷應付的管理開支每月款項或其他款項，亦不可退還，但可轉讓。

### 6. 擁有人在發展項目中保留作自用的範圍(如有的話) 不適用。

註：  
有關「公契」的詳情請參考「公契」。「公契」已備存於住宅物業銷售地點，於開放時間免費供人閱覽，此外亦可支付必要費用影印以獲取「公契」副本。



# SUMMARY OF LAND GRANT

## 批地文件的摘要

1. The development is situated on the New Kowloon Inland Lot No.6419 (“the lot”).
2. The lot was granted for a term of 50 years commencing from 18th April 2008.
3. Special Condition No.(11) of the Land Grant stipulates that:-  
The lot or any part thereof or any building or part of any building erected or to be erected thereon shall not be used for any purpose other than for private residential purposes.
4. General Condition No.6 of the Land Grant stipulates that:-
  - (a) The Grantee shall throughout the tenancy having built or rebuilt (which word refers to redevelopment as contemplated in sub-clause (b) below) in accordance with these Conditions (as defines in General Condition No.12 of the Land Grant):
    - (i) maintain all buildings in accordance with the approved design, disposition and height and any approved building plans without variation or modification thereto; and
    - (ii) maintain all buildings erected or which may hereafter be erected in accordance with these Conditions or any subsequent contractual variation of them, in good and substantial repair and condition and in such repair and condition deliver up the same at the expiration or sooner determination of the tenancy.
  - (b) In the event of the demolition at any time during the tenancy of any building then standing on the lot or any part thereof the Grantee shall replace the same either by sound and substantial building or buildings of the same type and of no less gross floor area or by building or buildings of such type and value as shall be approved by the Director. In the event of demolition as aforesaid the Grantee shall within one calendar month of such demolition apply to the Director for consent to carry out building works for the redevelopment of the lot and upon receiving such consent shall within three calendar months thereof commence the necessary works of redevelopment and shall complete the same to the satisfaction of and within such time limit as is laid down by the Director.
5. General Condition No.8 of the Land Grant stipulates that:-

Any private streets, roads and lanes which by these Conditions are required to be formed shall be sited to the satisfaction of the Director and included in or excluded from the area to be leased as may be determined by him and in either case shall be surrendered to the Government free of cost if so required. If the said streets, roads and lanes are surrendered to the Government, the surfacing, kerbing, draining (both foul and storm water sewers), channelling and road lighting thereof shall be carried out by the Government at the expense of the Grantee and thereafter they shall be maintained at public expense. If the said private street, roads and lanes remain part of the area to be leased, they shall be lighted, surfaced, kerbed, drained, channelled and maintained by and at the expense of the Grantee in all respects to the satisfaction of the Director and the Director may carry out or cause to be carried out the installation and maintenance of road lighting for the sake of public interest as required. The Grantee shall bear the capital cost of installation of road lighting and allow free ingress and egress to and from the area to be leased to workmen and vehicles for the purpose of installation and maintenance of the road lighting.

6. Special Condition No.(5) of the Land Grant stipulates that:-
  - (a) The Grantee shall:
    - (i) on or before the date specified under Special Condition No.(10) of the Land Grant, at his own expense, in such manner with such materials and to such standards, levels, alignment and design as the Director shall approve and in all respects to the satisfaction of the Director:
    - (I) lay and form those portions of future public roads shown coloured green on PLAN I annexed to the Land Grant (hereinafter referred to as “the Green Area”); and
    - (II) provide and construct such bridges, tunnels, over-passes, under-passes, culverts, viaducts, flyovers, pavements, roads or such other structures as the Director in his sole discretion may require (hereinafter collectively referred to as “the Structures”)so that building, vehicular and pedestrian traffic may be carried on the Green Area;
  - (ii) on or before the date specified under Special Condition No.(10) of the Land Grant, at his own expense and to the satisfaction of the Director, surface, kerb and channel the Green Area and provide the same with such gullies, sewers, drains, fire hydrants with pipes connected to water mains, street lights, traffic signs, street furniture and road markings as the Director may require; and
  - (iii) maintain at his own expense the Green Area together with the Structures and all structures, surfaces, gullies, sewers, drains, fire hydrants, services, street lights, traffic signs, street furniture, road markings and plant constructed, installed and provided thereon or therein to the satisfaction of the Director until such time as possession of the Green Area has been re-delivered to the Government in accordance with Special Condition No.(7) of the Land Grant.
7. Special Condition No.(6) of the Land Grant stipulates that:-
  - (a) The Grantee shall on or before the date specified under Special Condition No.(10) of the Land Grant remove at his own expense, any existing buildings and structures from the area shown coloured yellow on PLAN I annexed to the Land Grant (hereinafter referred to as “the Yellow Area”) in all respects to the satisfaction of the Director.
  - (b) The Grantee shall maintain at his own expense the Yellow Area to the satisfaction of the Director until such time as possession of the Yellow Area has been re-delivered to the Government in accordance with Special Condition No.(7) of the Land Grant.

8. Special Condition No.(7) stipulates that:-

For the purpose only of carrying out the necessary works specified in Special Condition Nos. (5) and (6) of the Land Grant, the Grantee shall on the date of this Agreement be granted possession of the Green Area and the Yellow Area. The Green Area and the Yellow Area shall be re-delivered to the Government on demand and in any event shall be deemed to have been re-delivered to the Government by the Grantee on the date of a letter from the Director indicating that these Conditions have been complied with to his satisfaction. The Grantee shall at all reasonable times while he is in possession of the Green Area allow free access over and along the Green Area for all Government and public vehicular and pedestrian traffic and shall ensure that such access shall not be interfered with or obstructed by the carrying out of the works whether under Special Condition No.(5) of the Land Grant or otherwise.

# SUMMARY OF LAND GRANT

## 批地文件的摘要

### 9. Special Condition No.(8) stipulates that:-

The Grantee shall not without the prior written consent of the Director use the Green Area and the Yellow Area for the purpose of storage or for the erection of any temporary structure or for any purposes other than the carrying out of the works specified in Special Condition Nos.(5) and (6) of the Land Grant.

### 10. Special Condition No.(10) of the Land Grant stipulates that:-

The Grantee shall develop the lot by the erection thereon of a building or buildings complying in all respects with these Conditions and all Ordinances, byelaws and regulations relating to building, sanitation and planning which are or may at any time be in force in Hong Kong, such building or buildings to be completed and made fit for occupation on or before the 30th day of June, 2013.

### 11. Special Condition No.(14) of the Land Grant stipulates that:-

- (b) The Facilities provided in accordance with sub-clause (a) of this Special Condition (i.e. recreational facilities and facilities ancillary thereto provided within the lot) shall only be used by any one or more residents of the residential block or blocks erected or to be erected on the lot and their bona fide visitors and by no other person or persons whosoever.
- (d) In the event that any part of the Facilities is exempted from the gross floor area and site coverage calculation pursuant to sub-clause (c) of this Special Condition:
  - (ii) the Grantee shall at his own expense maintain such part of the Facilities in good and substantial repair and condition and shall operate such part of the Facilities to the satisfaction of the Director.

### 12. Special Condition No.(15) of the Land Grant stipulates that:-

No tree growing on the lot or adjacent thereto shall be removed or interfered with without the prior written consent of the Director who may, in granting consent, impose such conditions as to transplanting, compensatory landscaping or replanting as he may deem appropriate.

### 13. Special Condition No.(16) of the Land Grant stipulates that:-

- (d) The Grantee shall thereafter keep and maintain the landscape works in a safe, clean, neat, tidy, functional and healthy condition all to the satisfaction of the Director.

### 14. Special Condition No.(17) of the Land Grant stipulates that:-

- (a) Office accommodation for watchmen or caretakers or both may be provided within the lot subject to the following conditions:
  - (ii) such accommodation shall not be used for any purpose other than office accommodation for watchmen or caretakers or both, who are wholly and necessarily employed on the lot.

### 15. Special Condition No.(18) of the Land Grant stipulates that:-

- (a) Quarters for watchmen or caretakers or both may be provided within the lot subject to the following conditions:
  - (ii) such quarters shall not be used for any purpose other than the residential accommodation of watchmen or caretakers or both, who are wholly and necessarily employed within the lot.

### 16. Special Condition No.(19) of the Land Grant stipulates that:-

- (a) One office for the use of the Owners' Corporation or the Owners' Committee may be provided within the lot provided that:
  - (i) such office shall not be used for any purpose other than for meetings and administrative work of the Owners' Corporation or Owners' Committee formed or to be formed in respect of the lot and the buildings erected or to be erected thereon.

### 17. Special Condition No.(20) stipulates that:-

Except with the prior written consent of the Director, no building or structure or support for any building or structure other than boundary walls or fences or both and the Facilities referred to in Special Condition No.(14) of the Land Grant may be erected or constructed within the area shown coloured pink hatched black on PLAN I annexed to the Land Grant.

### 18. Special Condition No.(26) of the Land Grant stipulates that:-

- (a) Spaces shall be provided within the lot to the satisfaction of the Director for the parking of motor vehicles (hereinafter referred to as "the Residential Parking Spaces") at the following rates:
  - (i) 1.5 spaces for every residential unit in the building or buildings erected or to be erected on the lot for the parking of motor vehicles licensed under the Road Traffic Ordinance, any regulations made thereunder and any amending legislation and belonging to the residents of the building or buildings erected or to be erected on the lot and their bona fide guests, visitors or invitees; and
  - (ii) 5 spaces for the parking of motor cycles licensed under the Road Traffic Ordinance, any regulations made thereunder and any amending legislation and belonging to the residents of the building or buildings erected or to be erected on the lot and their bona fide guests, visitors or invitees. Each of the spaces so provided shall occupy an area of 1.0 metre in width and 2.5 metres in length with a minimum headroom of 2.4 metres.
- (b) 5 spaces for the parking of motor vehicles licensed under the Road Traffic Ordinance, any regulations made thereunder and any amending legislation and belonging to the bona fide visitors and invitees of the residents of the building or buildings erected or to be erected on the lot shall be provided within the lot to the satisfaction of the Director.
- (f) The spaces so provided under sub-clauses (a) and (b) of this Special Condition shall not be used for any purpose other than for the purposes respectively set out in the said sub-clauses and in particular the said spaces shall not be used for the storage, display or exhibiting of motor vehicles for sale or otherwise.

# SUMMARY OF LAND GRANT

## 批地文件的摘要

19. Special Condition No.(27) of the Land Grant stipulates that:-

- (a) One space shall be provided within the lot to the satisfaction of the Director for the loading and unloading of goods vehicles, such loading and unloading space to be located adjacent to or within the block of residential units erected or to be erected on the lot. The space so provided shall measure 3.0 metres x 12.0 metres with a minimum headroom of 4.7 metres. Such space shall not be used for any purpose other than for the loading and unloading of goods vehicles in connection with the building or buildings erected or to be erected on the lot.

20. Special Condition No.(28) of the Land Grant stipulates that:-

- (a) The Residential Parking Spaces provided within the lot in accordance with sub-clauses (a) and (c) of Special Condition No.(26) of the Land Grant shall not be used for any purpose other than for the purposes set out in sub-clause (a) of Special Condition No.(26) of the Land Grant and shall be designated as such on the approved car park layout plan referred to in Special Condition No.(29) of the Land Grant.
- (b) The Residential Parking Spaces shall not be:
  - (i) assigned except
    - (I) together with undivided shares in the lot giving the right of exclusive use and possession of a residential unit or units in the building or buildings erected or to be erected on the lot; or
    - (II) to a person who is already the owner of undivided shares in the lot with the right of exclusive use and possession of a residential unit or units in the building or buildings erected or to be erected on the lot; or
  - (ii) underlet except to residents of the residential units in the building or buildings erected or to be erected on the lot.

provided that in any event not more than three of the Residential Parking Spaces shall be assigned or underlet to the owner or resident of any one residential unit.

21. Special Condition No.(29) of the Land Grant stipulates that:-

The Residential Parking Spaces, the loading and unloading spaces and other spaces indicated on the said approved plan shall not be used for any purpose other than for the purposes set out respectively in Special Conditions Nos.(26) and (27) of the Land Grant. The Grantee shall maintain the Residential Parking Spaces, the loading and unloading spaces and other spaces in accordance with the said approved plan and shall not alter the layout except with the prior written consent of the Director. Except for the parking spaces indicated on the said approved plan, no part of the lot or any building or structure thereon shall be used for parking purposes.

22. Special Condition No.(32) of the Land Grant stipulates that:-

- (a) Where there is or has been any cutting away, removal or setting back of any land, or any building up or filling in or any slope treatment works of any kind whatsoever, whether with or without the prior written consent of the Director, either within the lot or on any Government land, which is or was done for the purpose of or in connection with the formation, levelling or development of the lot or any part thereof or any other works

required to be done by the Grantee under these Conditions, or for any other purpose, the Grantee shall at his own expense carry out and construct such slope treatment works, retaining walls or other support protection, drainage or ancillary or other works as shall or may then or at any time thereafter be necessary to protect and support such land within the lot and also any adjacent or adjoining Government or leased land and to obviate and prevent any falling away, landslip or subsidence occurring thereafter. The Grantee shall at all times during the term hereby agreed to be granted maintain at his own expense the said land, slope treatment works, retaining walls or other support, protection, drainage or ancillary or other works in good and substantial repair and condition to the satisfaction of the Director.

23. Special Condition No.(33) of the Land Grant stipulates that:-

- (a) The Grantee shall at his own expense carry out and complete to the satisfaction of the Director such geotechnical investigations and such slope treatment, landslide preventive, mitigation and remedial works on the area shown coloured green hatched black on PLAN I annexed to the Land Grant (hereinafter referred to as “the Green Hatched Black Area”) as the Director in his absolute discretion may require and shall, at all times during the term hereby agreed to be granted, at his own expense, maintain in good and substantial repair and condition to the satisfaction of the Director the Green Hatched Black Area including all land, slope treatment works, earth-retaining structures, drainage and any other works therein and thereon. In the event that any landslip, subsidence or falling away occurs within the Green Hatched Black Area at any time during the term hereby agreed to be granted, the Grantee shall at his own expense reinstate and make good the same to the satisfaction of the Director together with any adjacent or adjoining areas which, in the opinion of the Director (whose decision shall be final and binding on the Grantee), have also been affected. The Grantee shall indemnify the Government, its agents and contractors against all claims, proceedings, costs, damages and expenses whatsoever incurred by reason of such landslip, subsidence or falling away. The Grantee shall ensure at all times that there shall be no illegal excavation or dumping on the Green Hatched Black Area and, subject to the prior written approval of the Director, the Grantee may erect fences or other barriers for the prevention of such illegal excavation or dumping. In addition to any other rights or remedies the Director may have in respect of any breach of these Conditions, the Director may at any time by notice in writing call upon the Grantee to carry out such geotechnical investigations, slope treatment, landslide preventive, mitigation and remedial works and to maintain, reinstate and make good any land, structure or works affected by such landslip, subsidence or falling away, and if the Grantee shall neglect or fail to comply with such notice to the satisfaction of the Director within the period specified therein, the Director may, after the expiry of such period, execute and carry out the required works and the Grantee shall on demand repay to the Government the cost thereof.

24. Special Condition No.(38) of the Land Grant stipulates that:-

The Grantee shall construct and maintain at his own expense and to the satisfaction of the Director such drains and channels, whether within the boundaries of the lot or on Government land, as the Director may consider necessary to intercept and convey into the nearest stream-course, catchpit, channel or Government storm-water drain all storm-water or rain-water falling or flowing on to the lot, and the Grantee shall be solely liable for and shall indemnify the Government and its officers from and against all actions, claims and demands arising out of any damage or nuisance caused by such storm-water or rain-water.

# SUMMARY OF LAND GRANT

## 批地文件的摘要

25. Special Condition No.(39) of the Land Grant stipulates that:-

The drainage of any building erected or to be erected on the lot shall be effected as may be required by the Director and the Grantee shall make all arrangements at his own expense and to the satisfaction of the Director for the treatment and disposal of foul or contaminated water by the construction, operation and maintenance of suitable works either within the lot or on Government land or otherwise and on such terms and conditions as the Director shall require and the Grantee shall be solely liable for any damage or nuisance caused thereby.

26. Special Condition No.(40) of the Land Grant stipulates that:-

- (a) The Grantee shall on or before the date specified under Special Condition No.(10) of the Land Grant seal off at his own expense the water mains shown for identification purposes only coloured orange on PLAN I annexed to the Land Grant and such other existing disused drains or water mains, as may be required by the Director, all serving the buildings and structures existing on the old lot in all respects to the satisfaction of the Director of Water Supplies and the Director of Civil Engineering and Development. The determination by the Director as to whether any existing drains or water mains serve the buildings and structures existing on the old lot shall be final and binding on the Grantee.

Remarks :

The “Grantee” as mentioned in this section means the Grantee under the Land Grant and where the context so admits or requires his executors, administrators and assigns and in case of a corporation its successors and assigns.



# SUMMARY OF LAND GRANT

## 批地文件的摘要

- 發展項目位於新九龍內地段第6419號(「該地段」)。
- 該地段的批租年期為2008年4月18日起計50年。
- 「批地文件」第(11)條批地特別條款訂明：  
該地段或其任何部份或現已或將會建於該處的任何建築物或建築物任何部份，除作私人住宅用途外，不可作任何其他用途。
- 「批地文件」第6條批地一般條款訂明：
  - 根據此等「批地條款」(釋義以「批地文件」第12條批地一般條款所訂為準)建造或重建(指如下(b)款所述重新發展)的整個批租期內，「承批人」應：
    - 按照核准的設計、分佈及高度和任何核准建築圖則維修所有建築物，並且不作任何修改或改動；及
    - 維修現已或日後依照此等「批地條款」或嗣後任何修訂合約建造的所有建築物，以保持其維修充足及狀態良好，並於批租期屆滿或提前終止時以保養完好的狀況交回。
  - 如在批租期內拆卸位於該地段或其任何部份的建築物，「承批人」必須另建健全穩固而樓面總面積最少相等的同類型建築物替代，或提供類型及價值經「署長」批核的建築物。倘如上所述拆卸建築物，「承批人」應在拆卸後一(1)個曆月內向「署長」申請同意於該地段進行重建。「承批人」接獲同意書後，必須在三(3)個曆月內展開必要的重建工程，並在「署長」指定的期限內以「署長」滿意的方式完成重建。
- 「批地文件」第8條批地一般條款訂明：

此等「批地條款」訂明拓建的任何私家街、私家路及後巷，選址必須令「署長」滿意，並按照「署長」決定納入或不涵蓋於本文協定批租的該地段範圍。無論屬任何情況，此等私家街、私家路及後巷必須在「政府」規定時免費交還「政府」。如向「政府」交還上述私家街、私家路及後巷，「政府」將進行該處的路面、路緣石、排水渠(包括污水及雨水渠)、渠道和路燈建設工程，費用由「承批人」支付，其後則以公帑維修。如上述私家街、私家路及後巷仍屬於本文協定批租的該地段一部份，「承批人」應自費在該處提供照明、路面、路緣石、排水渠、渠道及進行維修工程，以全面令「署長」滿意。「署長」可基於公眾利益按需要在該處執行或達致執行路燈安裝及維修工程，「承批人」須承擔路燈安裝工程資本開支，並且允許工人和車輛自由進出該地段範圍，以便安裝及維修路燈。

- 「批地文件」第(5)條批地特別條款訂明：
  - 「承批人」應：
    - 在「批地文件」第(10)條批地特別條款所訂的日期或之前，自費以「署長」批准的方式及物料，按「署長」批准的標準、樓層、定線和設計進行下列工程，以全面令「署長」滿意：
      - 在「批地文件」所夾附「圖則I」以綠色顯示的日後興建公共道路範圍(以下簡稱「綠色範圍」)進行鋪設及平整工程；及
      - 提供及建造「署長」全權酌情認為必要的橋、隧道、上跨路、下通道、下水道、高架道路、天橋、行人路、道路或其他構築物(以下統稱「構築物」)；

以便於「綠色範圍」建造建築物和供車輛及行人往來；

- 在「批地文件」第(10)條批地特別條款所訂的日期或之前，自費以「署長」滿意的方式在「綠色範圍」鋪設表面、建造路緣和渠道，以及按「署長」要求為此等設施提供溝渠、污水管、排水渠、消防栓連接駁總水管的水管、街燈、道路交通標誌、街道傢俬及道路標記；及
- 自費維修「綠色範圍」、「構築物」及在該處所建造、安裝及提供的所有構築物、表面、溝渠、污水管、排水渠、消防栓、服務設施、街燈、道路交通標誌、街道傢俬、道路標記及機器，以令「署長」滿意，直至「綠色範圍」的佔管權按照「批地文件」第(7)條批地特別條款交回「政府」為止。

- 「批地文件」第(6)條批地特別條款訂明：

- 「承批人」應在「批地文件」第(10)條批地特別條款所訂的日期或之前，自費拆卸在「批地文件」所夾附「圖則I」以黃色顯示的範圍(以下簡稱「黃色範圍」)內的任何現有建築物及構築物，以全面令「署長」滿意。
- 「承批人」應自費以「署長」滿意的方式維修「黃色範圍」，直至「黃色範圍」的佔管權依照「批地文件」第(7)條批地特別條款交還「政府」為止。

- 「批地文件」第(7)條批地特別條款訂明：

茲為執行「批地文件」第(5)及第(6)條批地特別條款所訂的必要工程，「承批人」將在本「協議」生效日獲授予「綠色範圍」及「黃色範圍」的佔管權。「承批人」應在「署長」要求時將「綠色範圍」及「黃色範圍」交還「政府」，而於任何情況下「綠色範圍」及「黃色範圍」亦會被視為在「署長」發函說明「承批人」已以其滿意的方式全面履行此等「批地條款」當日交還「政府」。「承批人」佔管「綠色範圍」期間，應允許所有「政府」和公共車輛及行人在任何合理時間自由進出和通行「綠色範圍」，並確保不會因為執行「批地文件」第(5)條批地特別條款等規定的工程而干預或阻礙此等通行權。

- 「批地文件」第(8)條批地特別條款訂明：

如非事前獲「署長」書面同意，「承批人」不得在「綠色範圍」及「黃色範圍」儲物或搭建任何臨時構築物又或執行非「批地文件」第(5)及第(6)條批地特別條款所訂工程的任何其他用途。

- 「批地文件」第(10)條批地特別條款訂明：

「承批人」應發展該地段，即全面遵照此等「批地條款」及於任何時間在香港生效的所有有關建築、衛生和規劃條例、附例及規例，在該處建造一座或多座建築物。此等建築物應在2013年6月30日或之前建成並適宜居住。

- 「批地文件」第(14)條批地特別條款訂明：

- 遵照本批地特別條款(a)款規定提供的「設施」(即在該地段提供的康樂設施及該處之附屬設施)只可供現已或將會建於該地段的一座或多座住宅大廈任何一名或多名居民及彼等的真正訪客使用，任何其他人士或人等不得使用。

# SUMMARY OF LAND GRANT

## 批地文件的摘要

- (d) 倘「設施」任何部份可豁免計入根據本批地特別條款(c)款所訂的樓面總面積及上蓋面積：
- (ii) 「承批人」應自費維修有關的「設施」部份，以保持其維修充足及狀態良好，同時妥善運作該處，以令「署長」滿意。

12. 「批地文件」第(15)條批地特別條款訂明：

如非事前獲「署長」書面同意，而「署長」給予同意時可附加其視為恰當的移植、補償園景工程或再植條件，概不可移除或干預任何現於該地段或毗連土地生長的樹木。

13. 「批地文件」第(16)條批地特別條款訂明：

- (d) 「承批人」此後應保養和維修園景綠化工程，以保持其安全、清潔、整齊、功能良好和健康，全面令「署長」滿意。

14. 「批地文件」第(17)條批地特別條款訂明：

- (a) 該地段應設有看更或管理員(或兩者)的辦事處，但須遵從以下條件：
- (ii) 辦事處除作完全及必要地受僱於該地段工作的看更或管理員(或兩者)的辦事處外，概不可作任何其他用途。

15. 「批地文件」第(18)條批地特別條款訂明：

- (a) 該地段應設有看更或管理員(或兩者)的宿舍，但須遵從以下條件：
- (ii) 宿舍除作完全及必要地受僱於該地段工作的看更或管理員(或兩者)的住宿地方外，概不可作任何其他用途。

16. 「批地文件」第(19)條批地特別條款訂明：

- (a) 該地段應設有一間「業主立案法團」或「業主委員會」辦事處，但須遵從以下條件：
- (i) 辦事處除供現已或將會為該地段及現已或將會建於該處各建築物而成立的「業主立案法團」或「業主委員會」舉行會議和處理行政工作外，不可作任何其他用途。

17. 「批地文件」第(20)條批地特別條款訂明：

除獲得「署長」事先書面同意外，不得在「批地文件」所夾附「圖則I」以粉紅色間黑斜線顯示的範圍內架設或建造建築物或構築物或建築物或構築物的任何支承件，惟邊界牆或圍欄或兩者及「批地文件」第(14)條批地特別條款所指的「設施」則除外。

18. 「批地文件」第(26)條批地特別條款訂明：

- (a) 該地段範圍內應按下列比率設立令「署長」滿意的車位(以下簡稱「住宅車位」)：
- (i) 現已或將會建於該地段的一座或多座建築物內每個住宅單位分配1.5個車位，以供停泊根據《道路交通條例》、其附屬規例及相關修訂法例持牌而屬於現已或將會建於該地段的一座或多座建築物的居民及彼等真正來賓、訪客或賓客車輛；及

- (ii) 5個電單車車位，以供停泊根據《道路交通條例》、其附屬規例及相關修訂法例持牌而屬於現已或將會建於該地段的一座或多座建築物的居民及彼等真正來賓、訪客或賓客的電單車。每個如上提供的車位面積應為1.0米寬及2.5米長，最低淨空高度為2.4米。

- (b) 該地段應設立五(5)個令「署長」滿意的車位，以供停泊根據《道路交通條例》、其附屬規例及相關修訂法例持牌而屬於現已或將會建於該地段的一座或多座建築物各居民的真正訪客或賓客的車輛。

- (f) 根據本批地特別條款(a)及(b)款提供的車位除作上述兩款分別所訂用途外，不可作任何其他用途，其中特別禁止用於存放、陳列或展示車輛招售等。

19. 「批地文件」第(27)條批地特別條款訂明：

- (a) 該地段應設立一(1)個令「署長」滿意的車位，以供貨車上落貨物。上落貨車位應設於毗連或位處現已或將會建於該地段的住宅單位大廈內，大小為闊3.0米，長12.0米，淨空高度最少4.7米。此等車位除用於上落與現已或將會建於該地段各建築物相關的貨車貨物外，概不可作任何其他用途。

20. 「批地文件」第(28)條批地特別條款訂明：

- (a) 根據「批地文件」第(26)條批地特別條款(a)及(c)款於該地段提供的「住宅車位」除作「批地文件」第(26)條批地特別條款(a)款訂明的用途外，不可作任何其他用途，並且在「批地文件」第(29)條批地特別條款所載的核准停車場平面佈置圖列明為「住宅車位」。
- (b) 「住宅車位」不可：
  - (i) 轉讓，除非：
    - (I) 連同賦予專有權使用與佔用現已或將會建於該地段各建築物一個或多個住宅單位的不可分割份數一併轉讓；或
    - (II) 承讓人現時已擁有具專有權使用與佔用現已或將會建於該地段各建築物一個或多個住宅單位的不可分割份數；或
  - (ii) 分租(租予現已或將會建於該地段各建築物內住宅單位的居民除外)。

於任何情況下，任何一個住宅單位的業主或居民概不可承讓或承租多於三(3)個「住宅車位」。

21. 「批地文件」第(29)條批地特別條款訂明：

根據「批地文件」第(26)及(27)條批地特別條款提供的「住宅車位」、上落貨車位及核准圖則註明的其他車位除作「批地文件」第(26)及(27)條批地特別條款分別訂明的用途外，不可作任何其他用途。「承批人」須負責維修「住宅車位」、上落貨車位及上述核准圖則註明的其他車位，如非事前獲「署長」書面同意概不可更改上述佈置圖則。除上述核准圖則註明的車位外，該地段任何部份或該處任何建築物或構築物均不可作停泊車輛的用途。

22. 「批地文件」第(32)條批地特別條款訂明：

- (a) 如該地段內或任何「政府」官地現時或以往曾經配合或因應該地段或其任何部份的平整、水準測量或發展事宜或因任何其他目的進行削土、移土或土地後移工程，或建造或填土工程，或任



# SUMMARY OF LAND GRANT

## 批地文件的摘要

何性質的斜坡處理工程，或此等「批地條款」規定「承批人」執行的其他工程，不論事前是否獲「署長」書面同意，「承批人」亦須於當時或嗣後任何時間，按需要自費進行和建造斜坡處理工程、護土牆或其他支承防護結構、排水或附屬工程或其他工程，以保護及支撐該地段內的土地和任何毗連或毗鄰「政府」官地或已批租土地，同時避免及防止其後發生滑土、山泥傾瀉或地陷。「承批人」應在本文協定的整個批租期內自費維修上述土地、斜坡處理工程、護土牆或其他支承結構、防護結構、排水、輔助工程或其他工程，以保持其維修充足及狀態良好，令「署長」滿意。

建築物而設的現有設施。「署長」就舊地段任何現有排水渠或總水管是否專為該處建築物及構築物而設所作的決定將作終論並對「承批人」約束。

註：

本節中「承批人」一詞指「批地文件」訂明的「承批人」；如上下文意允許或規定則包括其遺產執行人、遺產管理人和受讓人；如屬公司「承批人」則包括其繼承人及受讓人。

### 23. 「批地文件」第(33)條批地特別條款訂明：

- (a) 「承批人」應依照「署長」全權酌情指定，自費在「批地文件」所夾附「圖則I」以綠色間黑斜線顯示的範圍(以下簡稱「綠色間黑斜線範圍」)進行及完成令「署長」滿意的土力勘探工程和相關斜坡處理、山泥傾瀉預防、緩減及補救工程，並時刻於本文所訂的整個批租期內自費維修「綠色間黑斜線範圍」，包括該處所有土地、斜坡處理工程、護土結構、排水及任何其他工程，以保持其維修充足及狀態良好，令「署長」滿意。如「綠色間黑斜線範圍」於本文所訂的整個批租期內發生山泥傾瀉、地陷或土地滑土，「承批人」必須自費以「署長」滿意的方式還原及修復。如「署長」認為(其決定將作終論並對「承批人」約束)任何毗連或毗鄰土地因此受損，「承批人」亦須還原及修復，此外並向「政府」、其代理及承辦商賠償由此招致的所有索償、訴訟、費用、損害及開支。再者，「承批人」時刻均應確保「綠色間黑斜線範圍」無任何非法挖掘或傾倒工程。如事前獲「署長」書面批准，「承批人」可架設圍欄或其他屏障防止此等非法挖掘或傾倒活動。如有違反本文任何條款，「署長」除擁有本文訂明的任何其他權利或補償權外，並有權隨時發出書面通知，要求「承批人」執行土力勘探工程和斜坡處理、山泥傾瀉預防、緩減及補救工程，以及維修、還原及修復任何受山泥傾瀉、地陷或土地滑土影響的土地、結構或工程。如「承批人」疏忽或未能以「署長」滿意的方式在通知書訂明的期限內履行通知的規定，「署長」可於期限屆滿後執行和進行所需工程，「承批人」須在接獲通知時向「政府」償還有關的費用。

### 24. 「批地文件」第(38)條批地特別條款訂明：

「承批人」應自費以「署長」滿意的方式在該地段邊界範圍內或「政府」官地建造和維修「署長」視為必要的排水渠及水渠，以截流和輸送所有落下或流進該地段的暴雨水或雨水，排放至附近的河溪、集水井、水道或「政府」雨水渠。如因上述暴雨水或雨水造成損害或滋擾以致引起任何訴訟、索償及索求，「承批人」必須承擔責任並向「政府」及其人員賠償。

### 25. 「批地文件」第(39)條批地特別條款訂明：

現已或將會建於該地段的任何建築物須按照「署長」指定鋪設排水設施，「承批人」應自費作出「署長」滿意的所有安排，以依照「署長」制訂的條款與條件處理及處置該地段內或「政府」官地等範圍內進行建築工程、運作和維修相關工程所產生的污水或污染廢水，如造成任何損壞或滋擾，一律由「承批人」承擔責任。

### 26. 「批地文件」第(40)條批地特別條款訂明：

- (a) 「承批人」應在「批地文件」第(10)條批地特別條款所訂的日期或之前，自費以水務署署長及土力工程拓展署署長全面滿意的方式封閉現於本文所夾附「圖則I」以橙色顯示以資識別的總水管和「署長」指定的其他現有廢置排水渠或總水管，此等水管及水渠均原為舊地段的建築物和構

# INFORMATION ON PUBLIC FACILITIES AND PUBLIC OPEN SPACES

## 公共設施及公眾休憩用地的資料

1. Information on any facilities that are required under the land grant to be constructed and provided for the Government, or for public use

The Green Area as referred to in Special Condition Nos.(5), (7), (8) and (9) of the Land Grant

(I) Provisions under the Land Grant

Special Condition No.(5) of the Land Grant stipulates that:-

- (a) The Grantee shall:
- (i) on or before the date specified under Special Condition No.(10) of the Land Grant, at his own expense, in such manner with such materials and to such standards, levels, alignment and design as the Director shall approve and in all respects to the satisfaction of the Director:
    - (I) lay and form those portions of future public roads shown coloured green on PLAN I annexed hereto (hereinafter referred to as “the Green Area”); and
    - (II) provide and construct such bridges, tunnels, over-passes, under-passes, culverts, viaducts, flyovers, pavements, roads or such other structures as the Director in his sole discretion may require (hereinafter collectively referred to as “the Structures”)
- so that building, vehicular and pedestrian traffic may be carried on the Green Area;
- (ii) on or before the date specified under Special Condition No.(10) of the Land Grant, at his own expense and to the satisfaction of the Director, surface, kerb and channel the Green Area and provide the same with such gullies, sewers, drains, fire hydrants with pipes connected to water mains, street lights, traffic signs, street furniture and road markings as the Director may require; and
  - (iii) maintain at his own expense the Green Area together with the Structures and all structures, surfaces, gullies, sewers, drains, fire hydrants, services, street lights, traffic signs, street furniture, road markings and plant constructed, installed and provided thereon or therein to the satisfaction of the Director until such time as possession of the Green Area has been re-delivered to the Government in accordance with Special Condition No.(7) of the Land Grant.
- (b) In the event of the non-fulfilment of the Grantee’s obligations under sub-clause (a) of this Special Condition within the prescribed period stated therein, the Government may carry out the necessary works at the cost of the Grantee who shall pay to the Government on demand a sum equal to the cost thereof, such sum to be determined by the Director whose determination shall be final and shall be binding upon the Grantee.
- (c) The Director shall have no liability in respect of any loss, damage, nuisance or disturbance whatsoever caused to or suffered by the Grantee or any other person whether arising out of or incidental to the fulfilment of the Grantee’s obligations under sub-clause (a) of this Special Condition or the exercise of the rights by the Government under sub-clause (b) of this Special Condition or otherwise, and no claim for compensation shall be made against the Government or the Director or his authorized officer by the Grantee in respect of any such loss, damage, nuisance or disturbance.

Special Condition No.(7) stipulates that:-

For the purpose only of carrying out the necessary works specified in Special Condition Nos. (5) and (6) of the Land Grant, the Grantee shall on the date of this Agreement be granted possession of the Green Area and the Yellow Area. The Green Area and the Yellow Area shall be re-delivered to the Government on demand and in any event shall be deemed to have

been re-delivered to the Government by the Grantee on the date of a letter from the Director indicating that these Conditions have been complied with to his satisfaction. The Grantee shall at all reasonable times while he is in possession of the Green Area allow free access over and along the Green Area for all Government and public vehicular and pedestrian traffic and shall ensure that such access shall not be interfered with or obstructed by the carrying out of the works whether under Special Condition No.(5) of the Land Grant or otherwise.

Special Condition No.(8) stipulates that:-

The Grantee shall not without the prior written consent of the Director use the Green Area and the Yellow Area for the purpose of storage or for the erection of any temporary structure or for any purposes other than the carrying out of the works specified in Special Condition Nos.(5) and (6) of the Land Grant.

Special Condition No.(9) of the Land Grant stipulates that:-

- (a) The Grantee shall at all reasonable times while he is in the possession of the Green Area:
- (i) permit the Director, his officers, contractors and any other persons authorized by him, the right of ingress, egress and regress to, from and through the lot and the Green Area for the purpose of inspecting, checking and supervising any works to be carried out in compliance with Special Condition No.(5)(a) of the Land Grant and the carrying out, inspecting, checking and supervising of the works under Special Condition No.(5)(b) of the Land Grant and any other works which the Director may consider necessary in the Green Area;
  - (ii) permit the Government and the relevant public utility companies authorized by the Government the right of ingress, egress and regress to, from and through the lot and the Green Area as the Government or the relevant public utility companies may require for the purpose of any works to be carried out in, upon or under the Green Area or any adjoining land including but not limited to the laying and subsequent maintenance of all pipes, wire, conduits, cable-ducts and other conducting media and ancillary equipment necessary for the provision of telephone, electricity, gas (if any) and other services intended to serve the lot or any adjoining or neighbouring land or premises. The Grantee shall co-operate fully with the Government and also with the relevant public utility companies duly authorized by the Government on all matters relating to any of the aforesaid works to be carried out within the Green Area; and
  - (iii) permit the officers of the Water Authority and such other persons as may be authorized by them the right of ingress, egress and regress to, from and through the lot and the Green Area as the officers of the Water Authority or such authorized persons may require for the purpose of carrying out any works in relation to the operation, maintenance, repairing, replacement and alteration of any other waterworks installations within the Green Area.
- (b) The Grantee shall at all reasonable times while he is in the possession of the Yellow Area permit the Director, his officer, contractors and any other persons authorized by him, the right of ingress, egress and regress to, from and through the lot and the Yellow Area for the purpose of inspecting, checking and supervising any works to be carried out in compliance with Special Conditions Nos.(6)(a) and (6)(b) of the Land Grant and the carrying out, inspecting, checking and supervising of the works under Special Condition No.(6)(c) of the Land Grant and any other works which the Director may consider necessary in the Yellow Area.
- (c) The Government shall have no liability in respect of any loss, damage, nuisance or disturbance whatsoever caused to or suffered by the Grantee or any other person arising out of or incidental to the exercise of the rights by the Government, its officer, agents, contractors, and any other persons or public utility companies duly authorized under



# INFORMATION ON PUBLIC FACILITIES AND PUBLIC OPEN SPACES

## 公共設施及公眾休憩用地的資料

<p>sub-clauses (a) and (b) of this Special Condition and no claim for compensation shall be made against the Government or the Director or his authorized officer by the Grantee in respect of any such loss, damage, nuisance or disturbance.</p>	<p>or incidental to such variation or modification. Upon such notice being issued to the Grantee the Green Hatched Black Area referred to in these Conditions shall be deemed to mean the Green Hatched Black Area as varied or modified by such notice.</p>
<p>(II) Provisions under the Deed of Mutual Covenant</p> <p>Not applicable.</p>	<p>(II) Provisions under the Deed of Mutual Covenant</p>
<p>The Green Hatched Black Area as referred to in Special Condition No.(33) of the Land Grant</p>	<p>The definition of “Slopes and Retaining Walls” in Section I means “such slopes, slope treatment works, retaining walls, metal fence, fencing and/or other structures within or outside the Land including, in particular and without limitation, the Green Hatched Black Area referred to in Special Condition No. (33) of the Government Grant which are required to be maintained by the Owners under the Government Grant and which are shown and coloured Green Hatched Black and Blue Cross-hatched Black on the slope plan certified by the Authorized Person as to the inclusion of all the Slopes and Retaining Walls.”</p>
<p>(I) Provisions under the Land Grant</p>	<p>Clause 38(b) of Sub-Section A of Section V of the DMC stipulates that, “the Owners shall at their own expenses carry out and complete to the satisfaction of the Director of Lands such geotechnical investigations and such slope treatment, landslide preventive, mitigation and remedial works on the Green Hatched Black Area as the Director of Lands may require and shall maintain in good and substantial repair and condition in accordance with Special Condition (33) of the Government Grant.”</p>
<p>Special Condition No.(33) of the Land Grant stipulates that:-</p> <p>(a) The Grantee shall at his own expense carry out and complete to the satisfaction of the Director such geotechnical investigations and such slope treatment, landslide preventive, mitigation and remedial works on the area shown coloured green hatched black on PLAN I annexed hereto (hereinafter referred to as “the Green Hatched Black Area”) as the Director in his absolute discretion may require and shall, at all times during the term hereby agreed to be granted, at his own expense, maintain in good and substantial repair and condition to the satisfaction of the Director the Green Hatched Black Area including all land, slope treatment works, earth-retaining structures, drainage and any other works therein and thereon. In the event that any landslip, subsidence or falling away occurs within the Green Hatched Black Area at any time during the term hereby agreed to be granted, the Grantee shall at his own expense reinstate and make good the same to the satisfaction of the Director together with any adjacent or adjoining areas which, in the opinion of the Director (whose decision shall be final and binding on the Grantee), have also been affected. The Grantee shall indemnify the Government, its agents and contractors against all claims, proceedings, costs, damages and expenses whatsoever incurred by reason of such landslip, subsidence or falling away. The Grantee shall ensure at all times that there shall be no illegal excavation or dumping on the Green Hatched Black Area and, subject to the prior written approval of the Director, the Grantee may erect fences or other barriers for the prevention of such illegal excavation or dumping. In addition to any other rights or remedies the Director may have in respect of any breach of these Conditions, the Director may at any time by notice in writing call upon the Grantee to carry out such geotechnical investigations, slope treatment, landslide preventive, mitigation and remedial works and to maintain, reinstate and make good any land, structure or works affected by such landslip, subsidence or falling away, and if the Grantee shall neglect or fail to comply with such notice to the satisfaction of the Director within the period specified therein, the Director may, after the expiry of such period, execute and carry out the required works and the Grantee shall on demand repay to the Government the cost thereof.</p> <p>(b) Notwithstanding sub-clause (a) of this Special Condition, the obligations and rights of the Grantee in respect of the Green Hatched Black Area or any part thereof under this Special Condition shall absolutely determine upon the Government giving to the Grantee notice to that effect, and no claim for compensation shall be made against the Government or the Director or his authorized officer by the Grantee in respect of any loss, damage or disturbance suffered or any expense incurred as a result of such determination. However, such determination shall be without prejudice to any rights or remedies of the Government in respect of any antecedent breach, non-performance or non-observance of the said sub-clause (a).</p> <p>(c) The Government reserves the rights to vary and modify the area and the boundary of the Green Hatched Black Area by notice in writing to the Grantee, and the Grantee shall not raise any objection to such variation or modification and shall not make any claim against the Government in respect of any loss, damage, nuisance or disturbance arising out of</p>	<p>Sub-clause 1(br) of Sub-Section B of Section VI of the DMC stipulates that the Manager shall have the duties and powers “to carry out all works and comply with the maintenance obligation of the Slope and Retaining Walls, in particular and without limitation, the Green Hatched Black Area provided under Special Condition No.(33)(a) of the Government Grant until the Government gives notice to determine the obligations and rights of the Owners pursuant to Special Condition No.(33)(b) of the Government Grant.”</p> <p>2. Information on any facilities that are required under the land grant to be managed, operated or maintained for public use at the expense of the owners of the residential properties in the development</p> <p>The Green Area and the Yellow Area as referred to in Special Condition Nos.(5), (6), (7), (8) and (9) of the Land Grant</p> <p>(I) Provisions under the Land Grant</p> <p>Special Condition No.(5) of the Land Grant stipulates that:-</p> <p>(a) The Grantee shall:</p> <p>(i) on or before the date specified under Special Condition No.(10) of the Land Grant, at his own expense, in such manner with such materials and to such standards, levels, alignment and design as the Director shall approve and in all respects to the satisfaction of the Director:</p> <p>(I) lay and form those portions of future public roads shown coloured green on PLAN I annexed hereto (hereinafter referred to as “the Green Area”); and</p> <p>(II) provide and construct such bridges, tunnels, over-passes, under-passes, culverts, viaducts, flyovers, pavements, roads or such other structures as the Director in his sole discretion may require (hereinafter collectively referred to as “the Structures”)</p>

<p>or incidental to such variation or modification. Upon such notice being issued to the Grantee the Green Hatched Black Area referred to in these Conditions shall be deemed to mean the Green Hatched Black Area as varied or modified by such notice.</p>
<p>(II) Provisions under the Deed of Mutual Covenant</p>
<p>The definition of “Slopes and Retaining Walls” in Section I means “such slopes, slope treatment works, retaining walls, metal fence, fencing and/or other structures within or outside the Land including, in particular and without limitation, the Green Hatched Black Area referred to in Special Condition No. (33) of the Government Grant which are required to be maintained by the Owners under the Government Grant and which are shown and coloured Green Hatched Black and Blue Cross-hatched Black on the slope plan certified by the Authorized Person as to the inclusion of all the Slopes and Retaining Walls.”</p>
<p>Clause 38(b) of Sub-Section A of Section V of the DMC stipulates that, “the Owners shall at their own expenses carry out and complete to the satisfaction of the Director of Lands such geotechnical investigations and such slope treatment, landslide preventive, mitigation and remedial works on the Green Hatched Black Area as the Director of Lands may require and shall maintain in good and substantial repair and condition in accordance with Special Condition (33) of the Government Grant.”</p>
<p>Sub-clause 1(br) of Sub-Section B of Section VI of the DMC stipulates that the Manager shall have the duties and powers “to carry out all works and comply with the maintenance obligation of the Slope and Retaining Walls, in particular and without limitation, the Green Hatched Black Area provided under Special Condition No.(33)(a) of the Government Grant until the Government gives notice to determine the obligations and rights of the Owners pursuant to Special Condition No.(33)(b) of the Government Grant.”</p>
<p>2. Information on any facilities that are required under the land grant to be managed, operated or maintained for public use at the expense of the owners of the residential properties in the development</p>
<p>The Green Area and the Yellow Area as referred to in Special Condition Nos.(5), (6), (7), (8) and (9) of the Land Grant</p>
<p>(I) Provisions under the Land Grant</p>
<p>Special Condition No.(5) of the Land Grant stipulates that:-</p>
<p>(a) The Grantee shall:</p> <p>(i) on or before the date specified under Special Condition No.(10) of the Land Grant, at his own expense, in such manner with such materials and to such standards, levels, alignment and design as the Director shall approve and in all respects to the satisfaction of the Director:</p> <p>(I) lay and form those portions of future public roads shown coloured green on PLAN I annexed hereto (hereinafter referred to as “the Green Area”); and</p> <p>(II) provide and construct such bridges, tunnels, over-passes, under-passes, culverts, viaducts, flyovers, pavements, roads or such other structures as the Director in his sole discretion may require (hereinafter collectively referred to as “the Structures”)</p>

# INFORMATION ON PUBLIC FACILITIES AND PUBLIC OPEN SPACES

## 公共設施及公眾休憩用地的資料

so that building, vehicular and pedestrian traffic may be carried on the Green Area;

- (ii) on or before the date specified under Special Condition No.(10) of the Land Grant, at his own expense and to the satisfaction of the Director, surface, kerb and channel the Green Area and provide the same with such gullies, sewers, drains, fire hydrants with pipes connected to water mains, street lights, traffic signs, street furniture and road markings as the Director may require; and
  - (iii) maintain at his own expense the Green Area together with the Structures and all structures, surfaces, gullies, sewers, drains, fire hydrants, services, street lights, traffic signs, street furniture, road markings and plant constructed, installed and provided thereon or therein to the satisfaction of the Director until such time as possession of the Green Area has been re-delivered to the Government in accordance with Special Condition No.(7) of the Land Grant.
- (b) In the event of the non-fulfilment of the Grantee's obligations under sub-clause (a) of this Special Condition within the prescribed period stated therein, the Government may carry out the necessary works at the cost of the Grantee who shall pay to the Government on demand a sum equal to the cost thereof, such sum to be determined by the Director whose determination shall be final and shall be binding upon the Grantee.
- (c) The Director shall have no liability in respect of any loss, damage, nuisance or disturbance whatsoever caused to or suffered by the Grantee or any other person whether arising out of or incidental to the fulfilment of the Grantee's obligations under sub-clause (a) of this Special Condition or the exercise of the rights by the Government under sub-clause (b) of this Special Condition or otherwise, and no claim for compensation shall be made against the Government or the Director or his authorized officer by the Grantee in respect of any such loss, damage, nuisance or disturbance.

Special Condition No.(6) of the Land Grant stipulates that:-

- (a) The Grantee shall on or before the date specified under Special Condition No.(10) of the Land Grant remove at his own expense, any existing buildings and structures from the area shown coloured yellow on PLAN I annexed hereto (hereinafter referred to as "the Yellow Area") in all respects to the satisfaction of the Director.
- (b) The Grantee shall maintain at his own expense the Yellow Area to the satisfaction of the Director until such time as possession of the Yellow Area has been re-delivered to the Government in accordance with Special Condition No.(7) of the Land Grant.
- (c) In the event of the non-fulfilment of the Grantee's obligations under sub-clause (a) of this Special Condition within the prescribed period stated therein, the Government may carry out the necessary works at the cost of the Grantee who shall pay to the Government on demand a sum equal to the cost thereof, such sum to be determined by the Director whose determination shall be final and shall be binding upon the Grantee.
- (d) The Director shall have no liability in respect of any loss, damage, nuisance or disturbance whatsoever caused to or suffered by the Grantee or any other person whether arising out of or incidental to the fulfilment of the Grantee's obligations under sub-clause (a) of this Special Condition or the exercise of the rights by the Government under sub-clause (c) of this Special Condition or otherwise, and no claim for compensation shall be made against the Government or the Director or his authorized officer by the Grantee in respect of any such loss, damage, nuisance or disturbance.

Special Condition No.(7) stipulates that:-

For the purpose only of carrying out the necessary works specified in Special Condition Nos. (5) and (6) of the Land Grant, the Grantee shall on the date of this Agreement be granted possession of the Green Area and the Yellow Area. The Green Area and the Yellow Area shall be re-delivered to the Government on demand and in any event shall be deemed to have been re-delivered to the Government by the Grantee on the date of a letter from the Director indicating that these Conditions have been complied with to his satisfaction. The Grantee

shall at all reasonable times while he is in possession of the Green Area allow free access over and along the Green Area for all Government and public vehicular and pedestrian traffic and shall ensure that such access shall not be interfered with or obstructed by the carrying out of the works whether under Special Condition No.(5) of the Land Grant or otherwise.

Special Condition No.(8) stipulates that:-

The Grantee shall not without the prior written consent of the Director use the Green Area and the Yellow Area for the purpose of storage or for the erection of any temporary structure or for any purposes other than the carrying out of the works specified in Special Condition Nos.(5) and (6) of the Land Grant.

Special Condition No.(9) of the Land Grant stipulates that:-

- (a) The Grantee shall at all reasonable times while he is in the possession of the Green Area:
  - (i) permit the Director, his officers, contractors and any other persons authorized by him, the right of ingress, egress and regress to, from and through the lot and the Green Area for the purpose of inspecting, checking and supervising any works to be carried out in compliance with Special Condition No.(5)(a) of the Land Grant and the carrying out, inspecting, checking and supervising of the works under Special Condition No.(5)(b) of the Land Grant and any other works which the Director may consider necessary in the Green Area;
  - (ii) permit the Government and the relevant public utility companies authorized by the Government the right of ingress, egress and regress to, from and through the lot and the Green Area as the Government or the relevant public utility companies may require for the purpose of any works to be carried out in, upon or under the Green Area or any adjoining land including but not limited to the laying and subsequent maintenance of all pipes, wire, conduits, cable-ducts and other conducting media and ancillary equipment necessary for the provision of telephone electricity, gas (if any) and other services intended to serve the lot or any adjoining or neighbouring land or premises. The Grantee shall co-operate fully with the Government and also with the relevant public utility companies duly authorized by the Government on all matters relating to any of the aforesaid works to be carried out within the Green Area; and
  - (iii) permit the officers of the Water Authority and such other persons as may be authorized by them the right of ingress, egress and regress to, from and through the lot and the Green Area as the officers of the Water Authority or such authorized persons may require for the purpose of carrying out any works in relation to the operation, maintenance, repairing, replacement and alteration of any other waterworks installations within the Green Area.
- (b) The Grantee shall at all reasonable times while he is in the possession of the Yellow Area permit the Director, his officer, contractors and any other persons authorized by him, the right of ingress, egress and regress to, from and through the lot and the Yellow Area for the purpose of inspecting, checking and supervising any works to be carried out in compliance with Special Conditions Nos.(6)(a) and (6)(b) of the Land Grant and the carrying out, inspecting, checking and supervising of the works under Special Condition No.(6)(c) of the Land Grant and any other works which the Director may consider necessary in the Yellow Area.
- (c) The Government shall have no liability in respect of any loss, damage, nuisance or disturbance whatsoever caused to or suffered by the Grantee or any other person arising out of or incidental to the exercise of the rights by the Government, its officer, agents, contractors, and any other persons or public utility companies duly authorized under sub-clauses (a) and (b) of this Special Condition and no claim for compensation shall be made against the Government or the Director or his authorized officer by the Grantee in respect of any such loss, damage, nuisance or disturbance.

# INFORMATION ON PUBLIC FACILITIES AND PUBLIC OPEN SPACES

## 公共設施及公眾休憩用地的資料

<p>(II) Provisions under the Deed of Mutual Covenant</p> <p>Clause 43 of Sub-Section A of Section V of the DMC stipulates that, “the Owners shall at their own expense comply with the maintenance obligations as provided under Special Condition No.(5)(a)(iii) and Special Condition No.(6)(b) of the Government Grant until re-delivery of the Green Area and the Yellow Area (as respectively defined in the Government Grant) to the Government pursuant to Special Condition No.(7) of the Government Grant.”</p> <p>Sub-clause 1(bp) of Sub-Section B of Section VI of the DMC stipulates that the Manager shall have the duties and powers “to comply with the maintenance obligation provided under Special Condition No.(5)(a)(iii) of the Government Grant until re-delivery of the Green Area to the Government pursuant to Special Condition No.(7) of the Government Grant.”</p> <p>Sub-clause 1(bq) of Sub-Section B of Section VI of the DMC stipulates that the Manager shall have the duties and powers “to maintain the Yellow Area as referred to in Special Condition (6)(b) of the Government Grant until re-delivery of the Yellow Area to the Government pursuant to Special Condition No.(7) of the Government Grant.”</p> <p>The Green Hatched Black Area as referred to in Special Condition No.(33) of the Land Grant</p>	<p>(b) Notwithstanding sub-clause (a) of this Special Condition, the obligations and rights of the Grantee in respect of the Green Hatched Black Area or any part thereof under this Special Condition shall absolutely determine upon the Government giving to the Grantee notice to that effect, and no claim for compensation shall be made against the Government or the Director or his authorized officer by the Grantee in respect of any loss, damage or disturbance suffered or any expense incurred as a result of such determination. However, such determination shall be without prejudice to any rights or remedies of the Government in respect of any antecedent breach, non-performance or non-observance of the said sub-clause (a).</p> <p>(c) The Government reserves the rights to vary and modify the area and the boundary of the Green Hatched Black Area by notice in writing to the Grantee, and the Grantee shall not raise any objection to such variation or modification and shall not make any claim against the Government in respect of any loss, damage, nuisance or disturbance arising out of or incidental to such variation or modification. Upon such notice being issued to the Grantee the Green Hatched Black Area referred to in these Conditions shall be deemed to mean the Green Hatched Black Area as varied or modified by such notice.</p> <p>(I) Provisions under the Deed of Mutual Covenant</p> <p>The definition of “Slopes and Retaining Walls” in Section I means “such slopes, slope treatment works, retaining walls, metal fence, fencing and/or other structures within or outside the land including, in particular and without limitation, the Green Hatched Black Area referred to in Special Condition No. (33) of the Government Grant which are required to be maintained by the Owners under the Government Grant and which are shown and coloured Green Hatched Black and Blue Cross-hatched Black on the slope plan certified by the Authorized Person as to the inclusion of all the Slopes and Retaining Walls.”</p>
<p>(I) Provisions under the Land Grant</p> <p>Special Condition No.(33) of the Land Grant stipulates that:-</p> <p>(a) The Grantee shall at his own expense carry out and complete to the satisfaction of the Director such geotechnical investigations and such slope treatment, landslide preventive, mitigation and remedial works on the area shown coloured green hatched black on PLAN I annexed hereto (hereinafter referred to as “the Green Hatched Black Area”) as the Director in his absolute discretion may require and shall, at all times during the term hereby agreed to be granted, at his own expense, maintain in good and substantial repair and condition to the satisfaction of the Director the Green Hatched Black Area including all land, slope treatment works, earth-retaining structures, drainage and any other works therein and thereon. In the event that any landslide, subsidence or falling away occurs within the Green Hatched Black Area at any time during the term hereby agreed to be granted, the Grantee shall at his own expense reinstate and make good the same to the satisfaction of the Director together with any adjacent or adjoining areas which, in the opinion of the Director (whose decision shall be final and binding on the Grantee), have also been affected. The Grantee shall indemnify the Government, its agents and contractors against all claims, proceedings, costs, damages and expenses whatsoever incurred by reason of such landslide, subsidence or falling away. The Grantee shall ensure at all times that there shall be no illegal excavation or dumping on the Green Hatched Black Area and, subject to the prior written approval of the Director, the Grantee may erect fences or other barriers for the prevention of such illegal excavation or dumping. In addition to any other rights or remedies the Director may have in respect of any breach of these Conditions, the Director may at any time by notice in writing call upon the Grantee to carry out such geotechnical investigations, slope treatment, landslide preventive, mitigation and remedial works and to maintain, reinstate and make good any land, structure or works affected by such landslide, subsidence or falling away, and if the Grantee shall neglect or fail to comply with such notice to the satisfaction of the Director within the period specified therein, the Director may, after the expiry of such period, execute and carry out the required works and the Grantee shall on demand repay to the Government the cost thereof.</p>	<p>Clause 38(b) of Sub-Section A of Section V of the DMC stipulates that, “the Owners shall at their own expenses carry out and complete to the satisfaction of the Director of Lands such geotechnical investigations and such slope treatment, landslide preventive, mitigation and remedial works on the Green Hatched Black Area as the Director of Lands may require and shall maintain in good and substantial repair and condition in accordance with Special Condition (33) of the Government Grant.”</p> <p>Sub-clause 1(br) of Sub-Section B of Section VI of the DMC stipulates that the Manager shall have the duties and powers “to carry out all works and comply with the maintenance obligation of the Slope and Retaining Walls, in particular and without limitation, the Green Hatched Black Area provided under Special Condition No.(33)(a) of the Government Grant until the Government gives notice to determine the obligations and rights of the Owners pursuant to Special Condition No.(33)(b) of the Government Grant.”</p> <p>3. Information on open space that is required under the land grant to be managed, operated or maintained for public use at the expense of the owners of the residential properties in the development</p> <p>Not applicable.</p>

# INFORMATION ON PUBLIC FACILITIES AND PUBLIC OPEN SPACES

## 公共設施及公眾休憩用地的資料

4. Information on any part of the land (on which the development is situated) that is dedicated to the public for the purposes of regulation 22(1) of the Building (Planning) Regulations (Cap. 123 sub. leg. F)

Not applicable.

Remarks:

- (1) Prior to the execution of the Deed of Mutual Covenant, all expenses of managing, operating or maintaining the Green Area, the Yellow Area and the Green Hatched Black Area are borne by the Vendor solely.
- (2) After the execution of the Deed of Mutual Covenant, all Owners of the Residential Units of the Estate are required to meet a proportion of the expense of managing, operating or maintaining the Green Area, the Yellow Area and the Green Hatched Black Area through the management expenses apportioned to the Residential Units.
- (3) The general public has the right to use those facilities mentioned in paragraphs 1 to 4 that are for public use in accordance with the Land Grant.

Plan showing the location of the Green Area, the Yellow Area and the Green Hatched Black Area as far as it is practicable to do so is appended hereto at the end of this section.



# INFORMATION ON PUBLIC FACILITIES AND PUBLIC OPEN SPACES

## 公共設施及公眾休憩用地的資料

### 1. 批地文件規定須興建並提供予政府或供公眾使用的任何設施的資料

「批地文件」第(5)、(7)、(8)及(9)條批地特別條款所載的「綠色範圍」

#### (I) 「批地文件」之條款規定

「批地文件」第(5)條批地特別條款訂明：

#### (a) 「承批人」應：

- (i) 在批地文件第(10)條批地特別條款所訂的日期或之前，自費以「署長」批准的方式及物料，按「署長」批准的標準、樓層、定線和設計進行下列工程，以全面令「署長」滿意：
  - (I) 在「批地文件」所夾附「圖則I」以綠色顯示的日後興建公共道路範圍(以下簡稱「綠色範圍」)進行鋪設及平整工程；及
  - (II) 提供及建造「署長」全權酌情認為必要的橋、隧道、上跨路、下通道、下水道、高架道路、天橋、行人路、道路或其他構築物(以下統稱「構築物」)；

以便於「綠色範圍」建造建築物和供車輛及行人往來；

- (ii) 批地文件第(10)條批地特別條款所訂的日期或之前，自費以「署長」滿意的方式在「綠色範圍」鋪設表面、建造路緣和渠道，以及按「署長」要求為此等設施提供溝渠、污水管、排水渠、消防栓連接駁總水管的水管、街燈、道路交通標誌、街道傢俬及道路標記；及

- (iii) 自費維修「綠色範圍」、「構築物」及在該處所建造、安裝及提供的所有構築物、表面、溝渠、污水管、排水渠、消防栓、服務設施、街燈、道路交通標誌、街道傢俬、道路標記及機器，以令「署長」滿意，直至「綠色範圍」的佔管權按照批地文件第(7)條批地特別條款交回「政府」為止。

- (b) 如「承批人」不在通知指定期限內履行本批地特別條款(a)款訂明的「承批人」責任，「政府」可執行必要的工程，費用由「承批人」承擔。「承批人」須在「政府」通知時償付有關的費用。費用金額由「署長」釐定，並作終論及對「承批人」約束。

- (c) 倘因履行本批地特別條款(a)款訂明的「承批人」責任或「政府」根據本批地特別條款(b)款行使權利等導致或連帶引致「承批人」或任何其他人士蒙受或招致任何損失、損害、滋擾或騷擾，「署長」概毋須承擔任何責任，「承批人」亦不可就此等損失、損害、滋擾或騷擾向「政府」或「署長」或其授權人員申索任何賠償。

「批地文件」第(7)條批地特別條款訂明：

茲為執行批地文件第(5)及第(6)條批地特別條款所訂的必要工程，「承批人」將在本「協議」生效日獲授予「綠色範圍」及「黃色範圍」的佔管權。「承批人」應在「署長」要求時將「綠色範圍」及「黃色範圍」交還「政府」，而於任何情況下「綠色範圍」及「黃色範圍」亦會被視為在「署長」發函說明「承批人」已以其滿意的方式全面履行此等「批地條款」當日交還「政府」。「承批人」佔管「綠色範圍」期間，應允許所有「政府」和公共車輛及行人在任何合理時間自由進出和通行「綠色範圍」，並確保不會因為執行批地文件第(5)條批地特別條款等規定的工程而干預或阻礙此等通行權。

「批地文件」第(8)條批地特別條款訂明：

如非事前獲「署長」書面同意，「承批人」不得在「綠色範圍」及「黃色範圍」儲物或搭建任何臨時構築物又或執行非批地文件第(5)及第(6)條批地特別條款所訂工程的任何其他用途。

「批地文件」第(9)條批地特別條款訂明：

#### (a) 「承批人」佔管「綠色範圍」期間，應在任何合理時間：

- (i) 允許「署長」、其官員、承辦商及其授權的任何其他人等有權進出或再返回及通行該地段和「綠色範圍」，以檢查、檢驗及監督任何依照批地文件第(5)(a)條批地特別條款執行的工程，並且執行、檢查、檢驗和監督批地文件第(5)(b)條批地特別條款訂明的工程及「署長」視為有必要在「綠色範圍」進行的任何其他工程；

- (ii) 允許「政府」及「政府」授權的相關公用事業公司有權按需要進出或再返回及通行該地段和「綠色範圍」，以在「綠色範圍」或任何毗連土地內、上或下執行工程，其中包括但不限於鋪設和其後維修所有水管、電線、管線、電纜管道及其他導體和附屬設備，以便提供擬供該地段或任何毗連或毗鄰土地或處所使用的電話、電力、氣體(如有者)及其他服務。「承批人」應與「政府」和「政府」正式授權的相關公用事業公司充分合作，以處理所有關乎任何上述「綠色範圍」工程的事項；及

- (iii) 允許水務監督人員及彼等授權的其他人等有權按需要進出或再返回及通行該地段和「綠色範圍」，以執行任何關於運作、維修、修理、更換及更改「綠色範圍」內任何其他水務裝置的工程。

- (b) 「承批人」佔管「黃色範圍」期間，應在任何合理時間允許「署長」、其官員、承辦商及其授權的任何其他人等有權進出或再返回及通行該地段和「黃色範圍」，以檢查、檢驗及監督任何依照批地文件第(6)(a)及第(6)(b)條批地特別條款執行的工程，並且執行、檢查、檢驗和監督批地文件第(6)(c)條批地特別條款訂明的工程及「署長」視為有必要在「黃色範圍」進行的任何其他工程。

- (c) 倘因「政府」或其人員、代理、承辦商及根據本批地特別條款(a)及(b)款正式獲授權的任何其他人等或公用事業公司行使權利導致或連帶引致「承批人」或任何其他人士蒙受或招致任何損失、損害、滋擾或騷擾，「政府」概毋須承擔任何責任，「承批人」亦不可就此等損失、損害、滋擾或騷擾向「政府」或「署長」或其授權人員申索任何賠償。

#### (II) 「公契」之條款規定

不適用。

「批地文件」第(33)條批地特別條款所載的「綠色間黑斜線範圍」

#### (I) 「批地文件」之條款規定

「批地文件」第(33)條批地特別條款訂明：

# INFORMATION ON PUBLIC FACILITIES AND PUBLIC OPEN SPACES

## 公共設施及公眾休憩用地的資料

<p>(a) 「承批人」應依照「署長」全權酌情指定，自費在本文所夾附「圖則I」以綠色間黑斜線顯示的範圍(以下簡稱「綠色間黑斜線範圍」)進行及完成令「署長」滿意的土力勘探工程和相關斜坡處理、山泥傾瀉預防、緩減及補救工程，並時刻於本文所訂的整個批租期內自費維修「綠色間黑斜線範圍」，包括該處所有土地、斜坡處理工程、護土結構、排水及任何其他工程，以保持其維修充足及狀態良好，令「署長」滿意。如「綠色間黑斜線範圍」於本文所訂的整個批租期內發生山泥傾瀉、地陷或土地滑土，「承批人」必須自費以「署長」滿意的方式還原及修復。如「署長」認為(其決定將作終論並對「承批人」約束)任何毗連或毗鄰土地因此受損，「承批人」亦須還原及修復，此外並向「政府」、其代理及承辦商賠償由此招致的所有索償、訴訟、費用、損害及開支。再者，「承批人」時刻均應確保「綠色間黑斜線範圍」無任何非法挖掘或傾倒工程。如事前獲「署長」書面批准，「承批人」可架設圍欄或其他屏障防止此等非法挖掘或傾倒活動。如有違反本文任何條款，「署長」除擁有本文訂明的任何其他權利或補償權外，並有權隨時發出書面通知，要求「承批人」執行土力勘探工程和斜坡處理、山泥傾瀉預防、緩減及補救工程，以及維修、還原及修復任何受山泥傾瀉、地陷或土地滑土影響的土地、結構或工程。如「承批人」疏忽或未能以「署長」滿意的方式在通知書訂明的期限內履行通知的規定，「署長」可於期限屆滿後執行和進行所需工程，「承批人」須在接獲通知時向「政府」償還有關的費用。</p> <p>(b) 儘管有本批地特別條款(a)款之規定，倘「政府」正式向「承批人」發出通知，本批地特別條款訂明「承批人」就「綠色間黑斜線範圍」或其任何部份擁有的責任及權利即絕對終止，「承批人」不可基於由此招致的任何損失、損害、滋擾或任何開支向「政府」或「署長」或其授權人員索償。然而，上述責任及權利終止概不妨礙「政府」就任何先前違反、不履行或不遵從上述(a)款規定的事件行使任何應有權利或補償權。</p> <p>(c) 「政府」保留權利向「承批人」發出書面通知更改及修改「綠色間黑斜線範圍」的面積和邊界，「承批人」不得對更改或修改提出異議，亦不可基於由此蒙受或連帶引致的任何損失、損害、滋擾或騷擾向「政府」索償。「政府」向「承批人」發出通知後，此等「批地條款」所載的「綠色間黑斜線範圍」將被視作意指按照有關通知書所述更改或修改後的「綠色間黑斜線範圍」。</p> <p>(II) 「公契」之條款規定</p>	<p>2. 批地文件規定須由發展項目中的住宅物業的擁有人出資管理、營運或維持以供公眾使用的任何設施的資料</p> <p>「批地文件」第(5)、(6)、(7)、(8)及(9)條批地特別條款所載的「綠色範圍」及「黃色範圍」</p> <p>(I) 「批地文件」之條款規定</p> <p>「批地文件」第(5)條批地特別條款訂明：</p> <p>(a) 「承批人」應：</p> <p>(i) 在批地文件第(10)條批地特別條款所訂的日期或之前，自費以「署長」批准的方式及物料，按「署長」批准的標準、樓層、定線和設計進行下列工程，以全面令「署長」滿意：</p> <p>(I) 在「批地文件」所夾附「圖則I」以綠色顯示的日後興建公共道路範圍(以下簡稱「綠色範圍」)進行鋪設及平整工程；及</p> <p>(II) 提供及建造「署長」全權酌情認為必要的橋、隧道、上跨路、下通道、下水道、高架道路、天橋、行人路、道路或其他構築物(以下統稱「構築物」)；</p> <p>以便於「綠色範圍」建造建築物和供車輛及行人往來；</p> <p>(ii) 批地文件第(10)條批地特別條款所訂的日期或之前，自費以「署長」滿意的方式在「綠色範圍」鋪設表面、建造路緣和渠道，以及按「署長」要求為此等設施提供溝渠、污水管、排水渠、消防栓連接駁總水管的水管、街燈、道路交通標誌、街道傢俬及道路標記；及</p> <p>(iii) 自費維修「綠色範圍」、「構築物」及在該處所建造、安裝及提供的所有構築物、表面、溝渠、污水管、排水渠、消防栓、服務設施、街燈、道路交通標誌、街道傢俬、道路標記及機器，以令「署長」滿意，直至「綠色範圍」的佔管權按照批地文件第(7)條批地特別條款交回「政府」為止。</p> <p>(b) 如「承批人」不在通知指定期限內履行本批地特別條款(a)款訂明的「承批人」責任，「政府」可執行必要的工程，費用由「承批人」承擔。「承批人」須在「政府」通知時償付有關的費用。費用金額由「署長」釐定，並作終論及對「承批人」約束。</p> <p>(c) 倘因履行本批地特別條款(a)款訂明的「承批人」責任或「政府」根據本批地特別條款(b)款行使權利等導致或連帶引致「承批人」或任何其他人士蒙受或招致任何損失、損害、滋擾或騷擾，「署長」概毋須承擔任何責任，「承批人」亦不可就此等損失、損害、滋擾或騷擾向「政府」或「署長」或其授權人員申索任何賠償。</p> <p>「批地文件」第(6)條批地特別條款訂明：</p> <p>(a) 「承批人」應在批地文件第(10)條批地特別條款所訂的日期或之前，自費拆卸本文所夾附「圖則I」以黃色顯示的範圍(以下簡稱「黃色範圍」)內的任何現有建築物及構築物，以全面令「署長」滿意。</p> <p>(b) 「承批人」應自費以「署長」滿意的方式維修「黃色範圍」，直至「黃色範圍」的佔管權依照批地文件第(7)條批地特別條款交還「政府」為止。</p>
---	--



# INFORMATION ON PUBLIC FACILITIES AND PUBLIC OPEN SPACES

## 公共設施及公眾休憩用地的資料

- (c) 如「承批人」不在通知指定期限內履行本批地特別條款(a)款訂明的「承批人」責任，「政府」可執行必要的工程，費用由「承批人」承擔。「承批人」須在「政府」通知時償付有關的費用。費用金額由「署長」釐定，並作終論及對「承批人」約束。
- (d) 倘因履行本批地特別條款(a)款訂明的「承批人」責任或「政府」根據本批地特別條款(c)款行使權利等導致或連帶引致「承批人」或任何其他人士蒙受或招致任何損失、損害、滋擾或騷擾，「署長」概毋須承擔任何責任，「承批人」亦不可就此等損失、損害、滋擾或騷擾向「政府」或「署長」或其授權人員申索任何賠償。

「批地文件」第(7)條批地特別條款訂明：

茲為執行批地文件第(5)及(6)條批地特別條款所訂的必要工程，「承批人」將在本「協議」生效日獲授予「綠色範圍」及「黃色範圍」的佔管權。「承批人」應在「署長」要求時將「綠色範圍」及「黃色範圍」交還「政府」，而於任何情況下「綠色範圍」及「黃色範圍」亦會被視為在「署長」發函說明「承批人」已以其滿意的方式全面履行此等「批地條款」當日交還「政府」。「承批人」佔管「綠色範圍」期間，應允許所有「政府」和公共車輛及行人在任何合理時間自由進出和通行「綠色範圍」，並確保不會因為執行批地文件第(5)條批地特別條款等規定的工程而干預或阻礙此等通行權。

「批地文件」第(8)條批地特別條款訂明：

如非事前獲「署長」書面同意，「承批人」不得在「綠色範圍」及「黃色範圍」儲物或搭建任何臨時構築物又或執行非批地文件第(5)及第(6)條批地特別條款所訂工程的任何其他用途。

「批地文件」第(9)條批地特別條款訂明：

- (a) 「承批人」佔管「綠色範圍」期間，應在任何合理時間：
- (i) 允許「署長」、其官員、承辦商及其授權的任何其他人等有權進出或再返回及通行該地段和「綠色範圍」，以檢查、檢驗及監督任何依照批地文件第(5)(a)條批地特別條款執行的工程，並且執行、檢查、檢驗和監督批地文件第(5)(b)條批地特別條款訂明的工程及「署長」視為有必要在「綠色範圍」進行的任何其他工程；
- (ii) 允許「政府」及「政府」授權的相關公用事業公司有權按需要進出或再返回及通行該地段和「綠色範圍」，以在「綠色範圍」或任何毗連土地內、上或下執行工程，其中包括但不限於鋪設和其後維修所有水管、電線、管線、電纜管道及其他導體和附屬設備，以便提供擬供該地段或任何毗連或毗鄰土地或處所使用的電話、電力、氣體(如有者)及其他服務。「承批人」應與「政府」和「政府」正式授權的相關公用事業公司充分合作，以處理所有關乎任何上述「綠色範圍」工程的事項；及
- (iii) 允許水務監督人員及彼等授權的其他人等有權按需要進出或再返回及通行該地段和「綠色範圍」，以執行任何關於運作、維修、修理、更換及更改「綠色範圍」內任何其他水務裝置的工程。
- (b) 「承批人」佔管「黃色範圍」期間，應在任何合理時間允許「署長」、其官員、承辦商及其授權的任何其他人等有權進出或再返回及通行該地段和「黃色範圍」，以檢查、檢驗及監督任何依照批地文件第(6)(a)及第(6)(b)條批地特別條款執行的工程，並且執行、檢查、檢驗和監督第(6)(c)條批地特別條款訂明的工程和「署長」視為有必要在「黃色範圍」進行的任何其他工程。

- (c) 倘因「政府」或其人員、代理、承辦商及根據本批地特別條款(a)及(b)款正式獲授權的任何其他人等或公用事業公司行使權利導致或連帶引致「承批人」或任何其他人士蒙受或招致任何損失、損害、滋擾或騷擾，「政府」概毋須承擔任何責任，「承批人」亦不可就此等損失、損害、滋擾或騷擾向「政府」或「署長」或其授權人員申索任何賠償。

(II) 「公契」之條款規定

「公契」第V節A次節第43條訂明：『「業主」應自費遵從「政府批地書」第(5)(a)(iii)及(6)(b)條批地特別條款規定履行維修責任，直至「綠色範圍」及「黃色範圍」(分別於「政府批地書」界定釋義)根據「政府批地書」第(7)條批地特別條款交還「政府」為止。』

「公契」第VI節B次節第1(bp)條訂明「管理人」擁有職責和權力『履行「政府批地書」第(5)(a)(iii)條批地特別條款所訂的維修責任，直至「綠色範圍」根據「政府批地書」第(7)條批地特別條款交還「政府」為止。』

「公契」第VI節B次節第1(bq)條訂明「管理人」擁有職責和權力『維修「政府批地書」第(6)(b)條批地特別條款所訂的「黃色範圍」，直至「黃色範圍」根據「政府批地書」第(7)條批地特別條款交還「政府」為止。』

「批地文件」第(33)條批地特別條款所載的「綠色間黑斜線範圍」

(I) 「批地文件」之條款規定

「批地文件」第(33)條批地特別條款訂明：

- (a) 「承批人」應依照「署長」全權酌情指定，自費在本文所夾附「圖則I」以綠色間黑斜線顯示的範圍(以下簡稱「綠色間黑斜線範圍」)進行及完成令「署長」滿意的土力勘探工程和相關斜坡處理、山泥傾瀉預防、緩減及補救工程，並時刻於本文所訂的整個批租期內自費維修「綠色間黑斜線範圍」，包括該處所有土地、斜坡處理工程、護土結構、排水及任何其他工程，以保持其維修充足及狀態良好，令「署長」滿意。如「綠色間黑斜線範圍」於本文所訂的整個批租期內發生山泥傾瀉、地陷或土地滑土，「承批人」必須自費以「署長」滿意的方式還原及修復。如「署長」認為(其決定將作終論並對「承批人」約束)任何毗連或毗鄰土地因此受損，「承批人」亦須還原及修復，此外並向「政府」、其代理及承辦商賠償由此招致的所有索償、訴訟、費用、損害及開支。再者，「承批人」時刻均應確保「綠色間黑斜線範圍」無任何非法挖掘或傾倒工程。如事前獲「署長」書面批准，「承批人」可架設圍欄或其他屏障防止此等非法挖掘或傾倒活動。如有違反本文任何條款，「署長」除擁有本文訂明的任何其他權利或補償權外，並有權隨時發出書面通知，要求「承批人」執行土力勘探工程和斜坡處理、山泥傾瀉預防、緩減及補救工程，以及維修、還原及修復任何受山泥傾瀉、地陷或土地滑土影響的土地、結構或工程。如「承批人」疏忽或未能以「署長」滿意的方式在通知書訂明的期限內履行通知的規定，「署長」可於期限屆滿後執行和進行所需工程，「承批人」須在接獲通知時向「政府」償還有關的費用。
- (b) 儘管有本批地特別條款(a)款之規定，倘「政府」正式向「承批人」發出通知，本批地特別條款訂明「承批人」就「綠色間黑斜線範圍」或其任何部份擁有的責任及權利即絕對終止，「承批人」不可基於由此招致的任何損失、損害、滋擾或任何開支向「政府」或「署長」或其授權人員索償。然而，上述責任及權利終止概不妨礙「政府」就任何先前違反、不履行或不遵從上述(a)款規定的事件行使任何應有權利或補償權。



# INFORMATION ON PUBLIC FACILITIES AND PUBLIC OPEN SPACES

## 公共設施及公眾休憩用地的資料

(c) 「政府」保留權利向「承批人」發出書面通知更改及修改「綠色間黑斜線範圍」的面積和邊界，「承批人」不得對更改或修改提出異議，亦不可基於由此蒙受或連帶引致的任何損失、損害、滋擾或騷擾向「政府」索償。「政府」向「承批人」發出通知後，此等「批地條款」所載的「綠色間黑斜線範圍」將被視作意指按照有關通知書所述更改或修改後的「綠色間黑斜線範圍」。

### (II) 「公契」之條款規定

「公契」第I節「斜坡及護土牆」的定義指位於該土地內外而「政府批地書」訂明各「業主」須自費維修的所有斜坡、斜坡處理工程、護土牆、鐵絲、圍欄及/或其他結構物，當中特別包括但不限於「政府批地書」第(33)條批地特別條款所指的「綠色間黑斜線範圍」。「斜坡及護土牆」已於「認可人士」核證圖則以「綠色間黑斜線」及「藍色間黑十字線」顯示，並包括所有「斜坡及護土牆」。

「公契」第V節A次節第38(b)條訂明：『「業主」應依照地政總署署長的規定，自費在「綠色間黑斜線範圍」進行及完成令地政總署署長滿意的土力勘探工程和相關斜坡處理、山泥傾瀉預防、緩減及補救工程，並按照「政府批地書」第(33)條批地特別條款妥善維修「綠色間黑斜線範圍」以保持其維修充足及狀態良好，令地政總署署長滿意。』

「公契」第VI節B次節第1(br)條訂明「管理人」擁有職責和權力『執行所有工程及履行「斜坡及護土牆」的維修責任，其中特別包括但不限於「政府批地書」第(33)(a)條批地特別條款所訂的「綠色間黑斜線範圍」，直至「政府」根據「政府批地書」第(33)(b)條批地特別條款發出通知終止「業主」的責任及權利為止。』

3. 批地文件規定須發展項目中的住宅物業的擁有人出資管理、營運或維持以供公眾使用的任何休憩用地的資料

不適用

4. 發展項目所位於的土地中為施行《建築物(規劃)規例》(第123章，附屬法例F)第22(1)條而撥供公眾用途的任何部份的資料

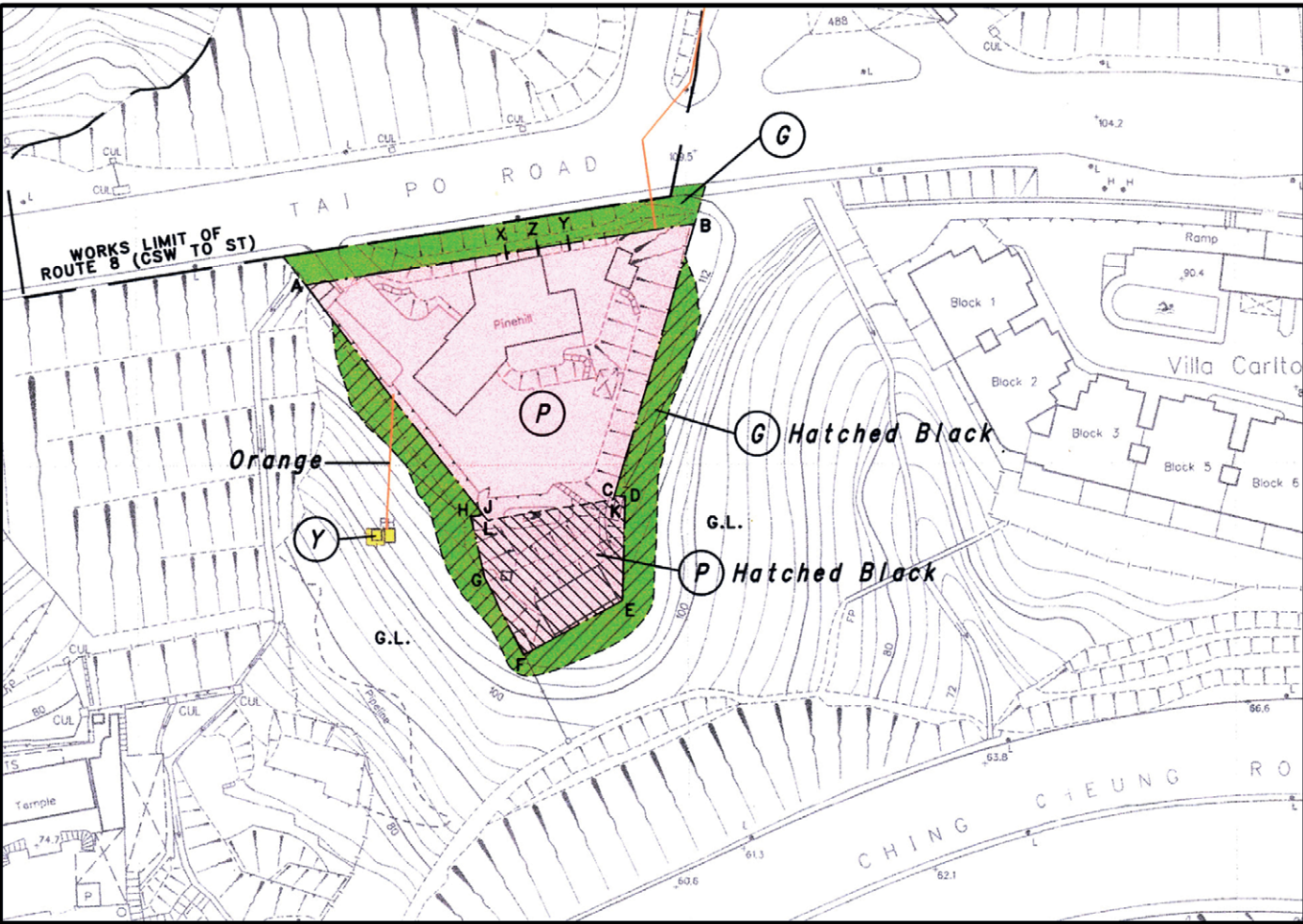
不適用。

註：

- (1) 訂立「公契」前，「綠色範圍」、「黃色範圍」及「綠色間黑斜線範圍」所有管理、運作或維修開支一律由「賣方」獨力承擔。
- (2) 訂立「公契」後，「屋苑」各「住宅單位」「業主」須透過攤付相關「住宅單位」的應繳管理開支，分擔「綠色範圍」、「黃色範圍」及「綠色間黑斜線範圍」管理、運作或維修開支。
- (3) 公眾有權根據「批地文件」使用供公眾使用的第1至4段所提及之設施。

在切實可行範圍內盡量顯示「綠色範圍」、「黃色範圍」及「綠色間黑斜線範圍」位置的圖則已載於本節末頁。

This plan is an extract of Plan No. KL5162-D1b, that is the plan marked “PLAN I” to the Land Grant  
此圖摘錄自圖則編號KL5162-D1b，亦即為「批地文件」隨附「圖則I」。



Scale: 0 20 40 60 80 100M(米)  
比例: 0 20 40 60 80 100M(米)

Note: The plan is for showing the location of the Green Area, the Yellow Area and the Green Hatched Black Area (as at the date of the Land Grant) only. Other matters shown on the plan may not reflect their latest conditions.

備註：本圖僅作顯示「綠色範圍」、「黃色範圍」和「綠色間黑斜線範圍」的位置（截至「批地文件」日期）。圖中所示之其他事項未必能反映其最新狀況。

- Green Area  
綠色範圍
- Green Hatched Black Area  
綠色間黑斜線範圍
- Yellow Area  
黃色範圍



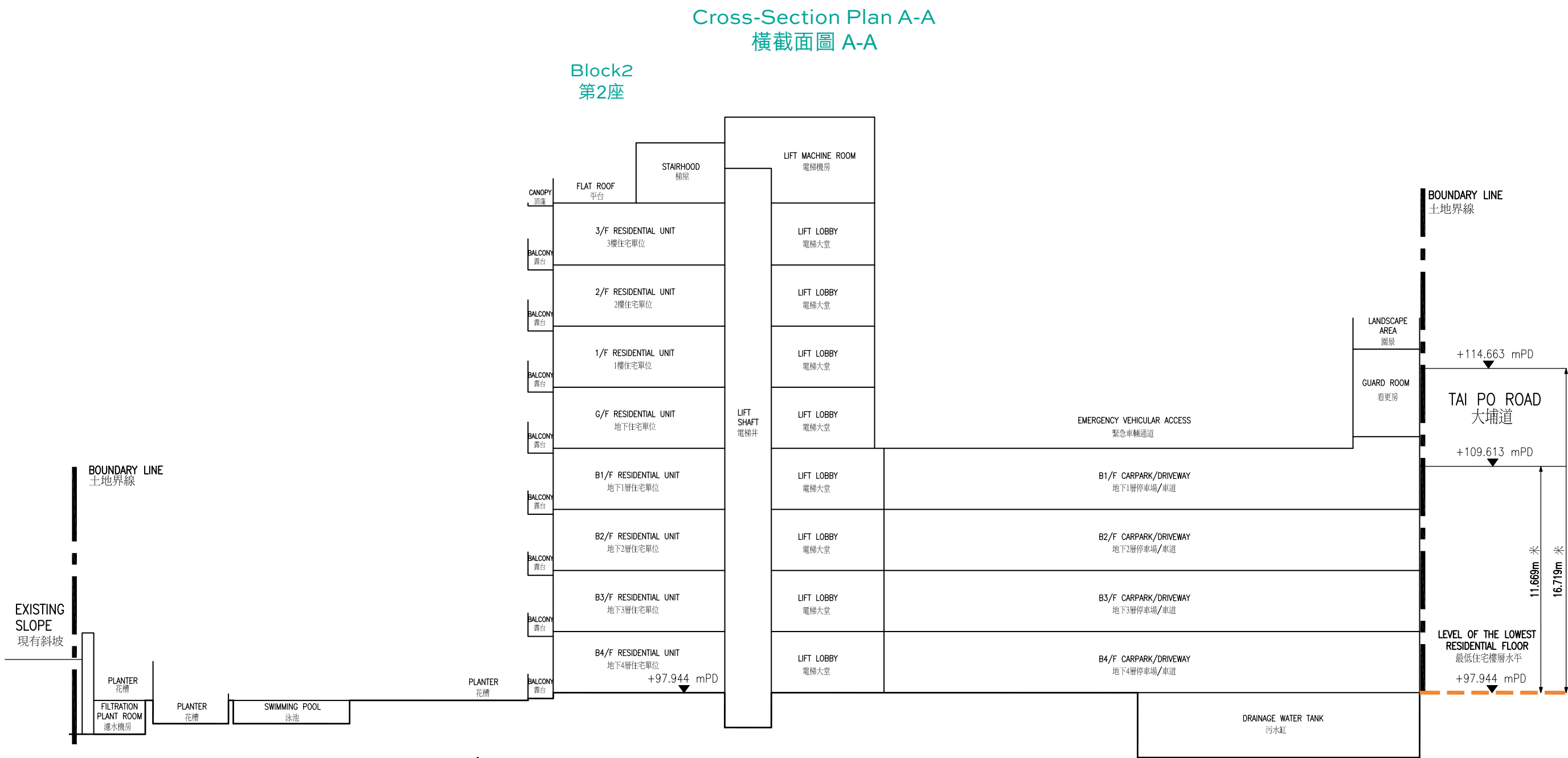
# WARNING TO PURCHASERS

## 對買方的警告

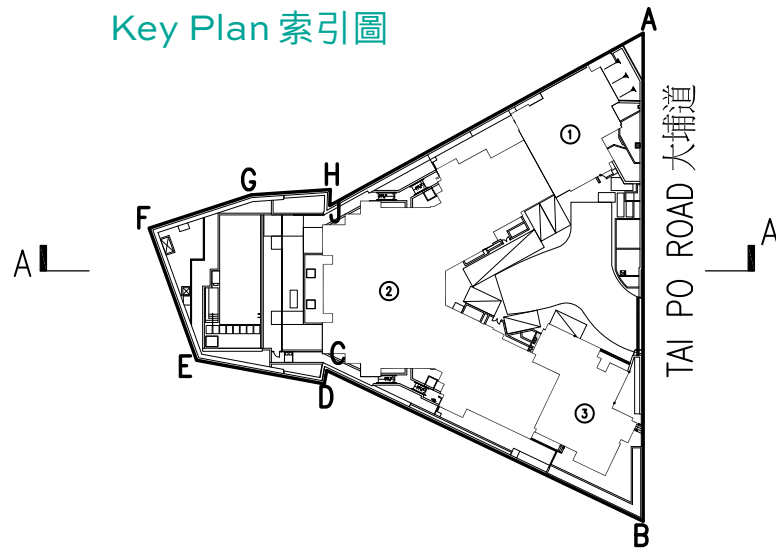
- (a) The purchaser is recommended to instruct a separate firm of solicitors (other than that acting for the owner) to act for the purchaser in relation to the transaction.
  - (b) If the purchaser instructs such separate firm of solicitors to act for the purchaser in relation to the transaction, that firm will be able to give independent advice to the purchaser.
  - (c) If the purchaser instructs the firm of solicitors acting for the owner to act for the purchaser as well, and a conflict of interest arises between the owner and the purchaser -
    - (i) that firm may not be able to protect the purchaser's interests;
    - (ii) the purchaser may have to instruct a separate firm of solicitors; and
    - (iii) that in the case of paragraph (c)(ii), the total solicitors' fees payable by the purchaser may be higher than the fees that would have been payable if the purchaser had instructed a separate firm of solicitors in the first place.
- (a) 現建議買方聘用一間獨立的律師事務所 (代表擁有人行事者除外)，以在交易中代表買方行事。
  - (b) 如買方聘用上述的獨立的律師事務所，以在交易中代表買方行事，該律師事務所將會能夠向買方提供獨立意見；
  - (c) 如買方聘用代表擁有人行事的律師事務所同時代表買方行事，而擁有人與買方之間出現利益衝突 -
    - (i) 該律師事務所可能不能夠保障買方的利益；
    - (ii) 買方可能要聘用一間獨立的律師事務所；及
    - (iii) 如屬(c)(ii)段的情況，買方須支付的律師費用總數，可能高於如買方自一開始即聘用一間獨立的律師事務所便須支付的費用。

# CROSS-SECTION PLAN OF BUILDING IN THE DEVELOPMENT

發展項目中的建築物的橫截面圖



Key Plan 索引圖



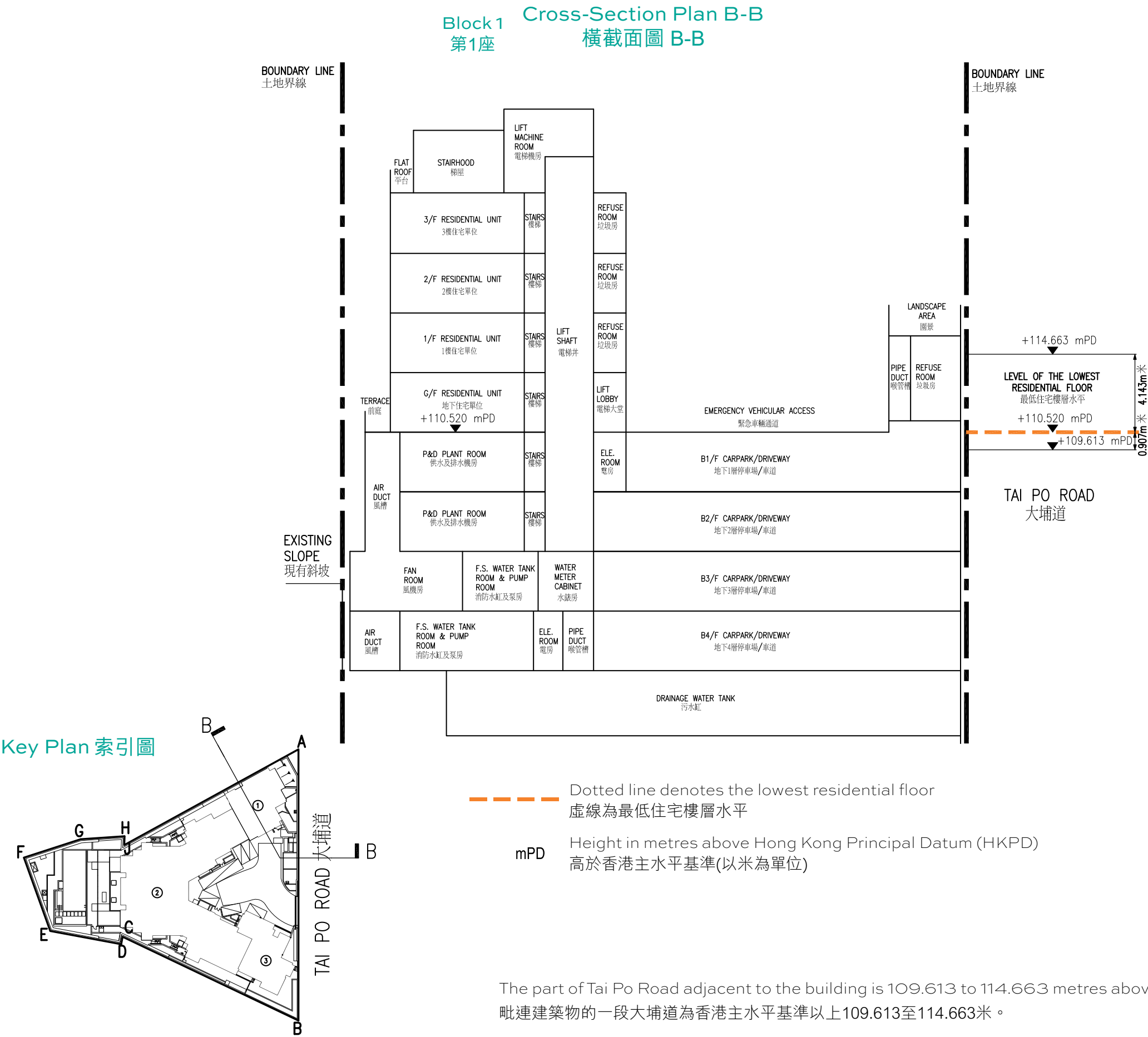
----- Dotted line denotes the lowest residential floor  
虛線為最低住宅樓層水平

mPD Height in metres above Hong Kong Principal Datum (HKPD)  
高於香港主水平基準(以米為單位)

The part of Tai Po Road adjacent to the building is 109.613 to 114.663 metres above the Hong Kong Principal Datum.  
毗連建築物的一段大埔道為香港主水平基準以上109.613至114.663米。

# CROSS-SECTION PLAN OF BUILDING IN THE DEVELOPMENT

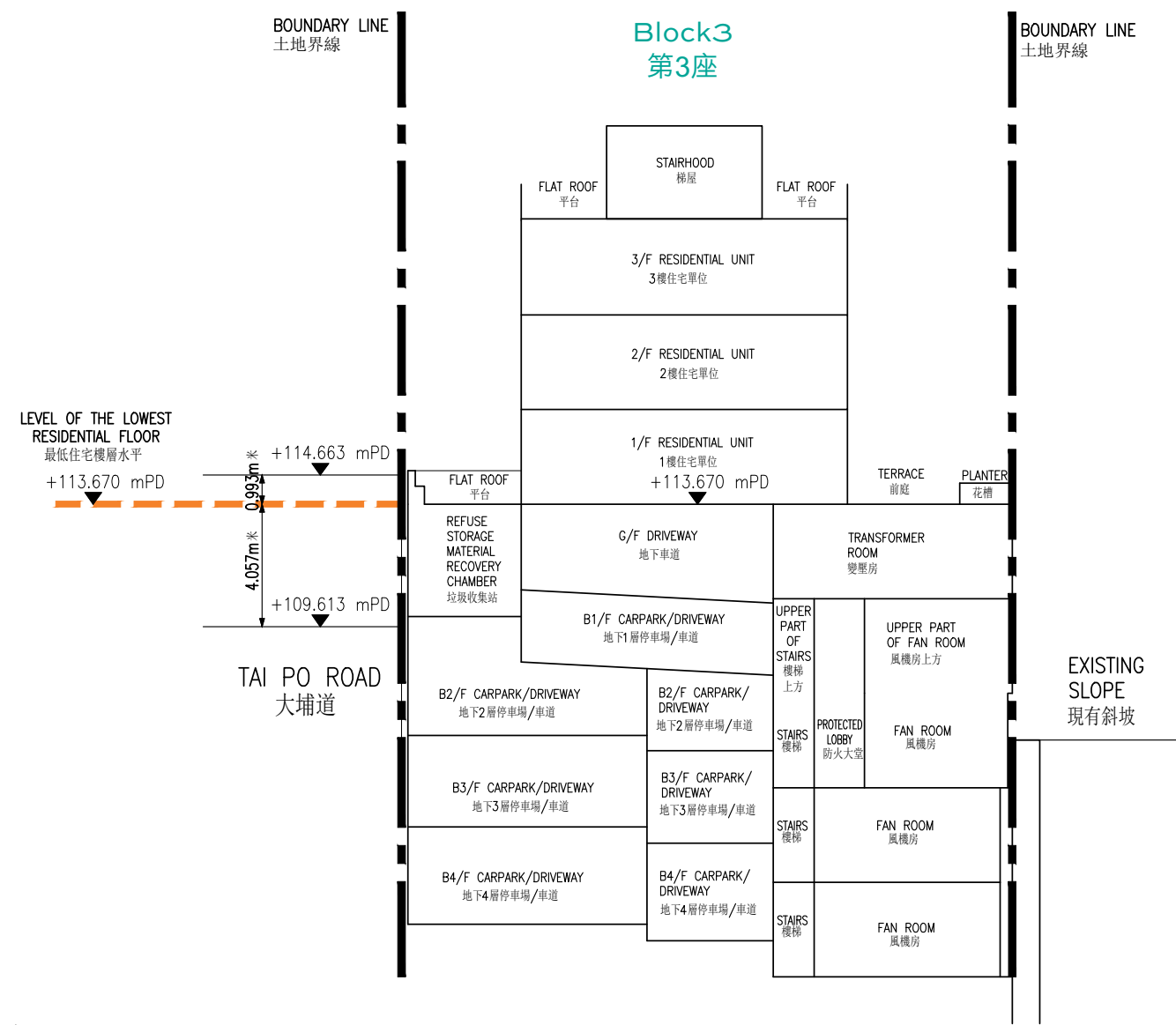
發展項目中的建築物的橫截面圖



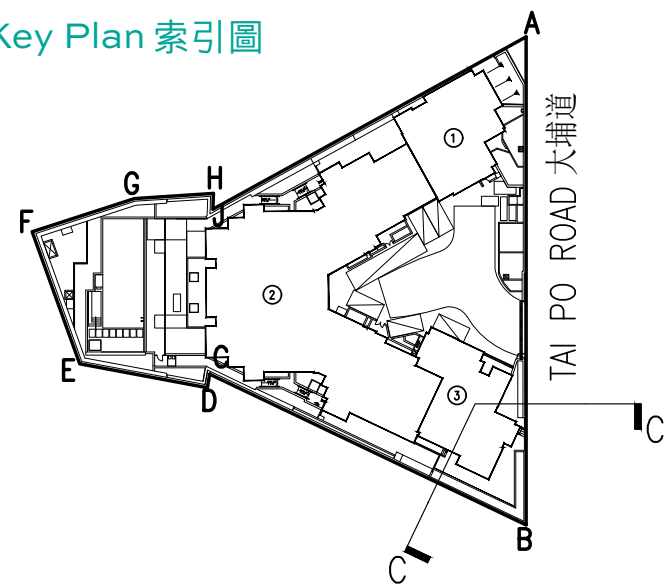
# CROSS-SECTION PLAN OF BUILDING IN THE DEVELOPMENT

發展項目中的建築物的橫截面圖

Cross-Section Plan C-C  
橫截面圖 C-C



Key Plan 索引圖



- Dotted line denotes the lowest residential floor  
虛線為最低住宅樓層水平
- mPD Height in metres above Hong Kong Principal Datum (HKPD)  
高於香港主水平基準(以米為單位)

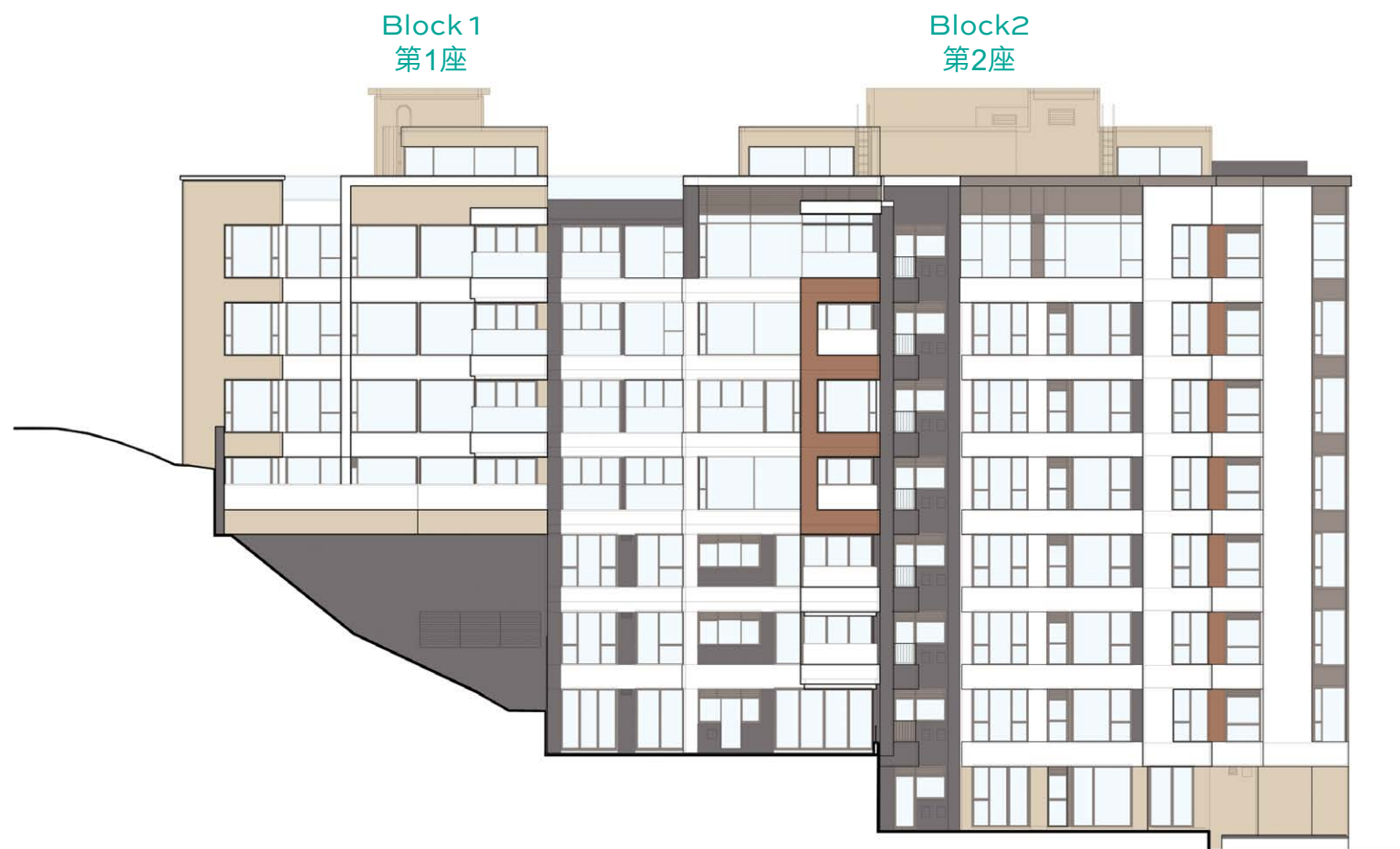
The part of Tai Po Road adjacent to the building is 109.613 to 114.663 metres above the Hong Kong Principal Datum.  
毗連建築物的一段大埔道為香港主水平基準以上109.613至114.663米。



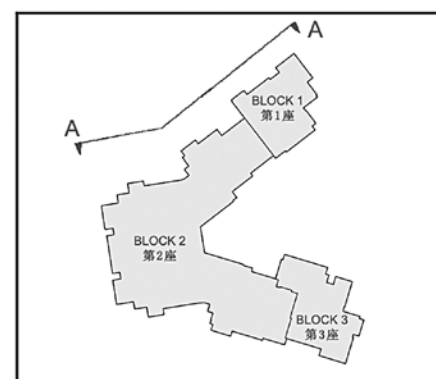
# ELEVATION PLAN

立面圖

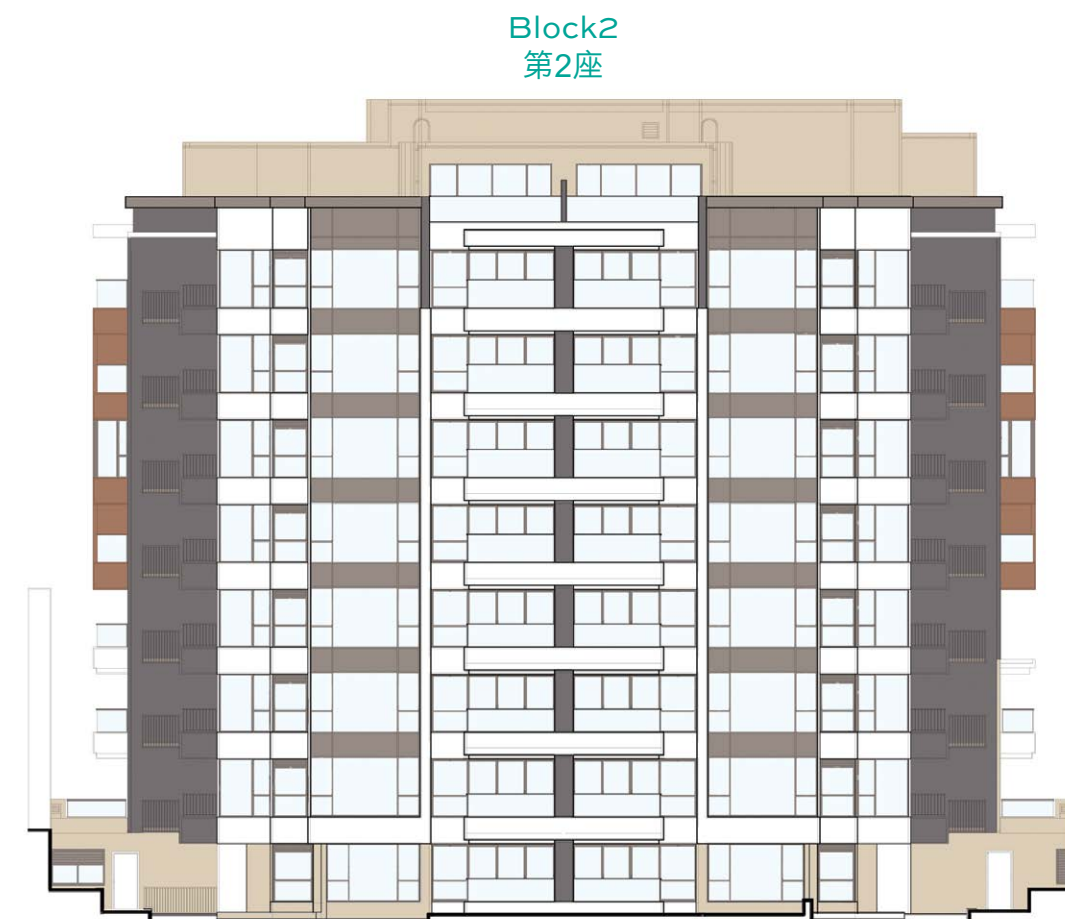
Elevation Plan A  
立面圖 A



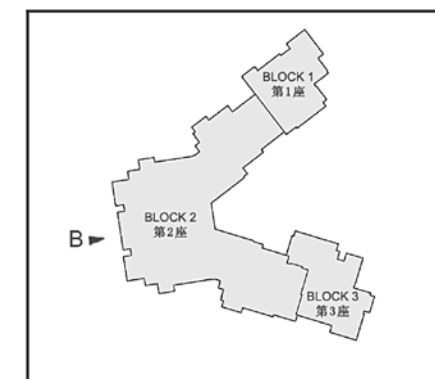
Key Plan 索引圖



Elevation Plan B  
立面圖 B



Key Plan 索引圖



The Authorized Person for the Development has certified that the elevations:

1. are prepared on the basis of the approved building plans for the Development as of 1 April, 2016;
2. are in general accordance with the outward appearance of the Development.

發展項目的認可人士已證明該等立面：

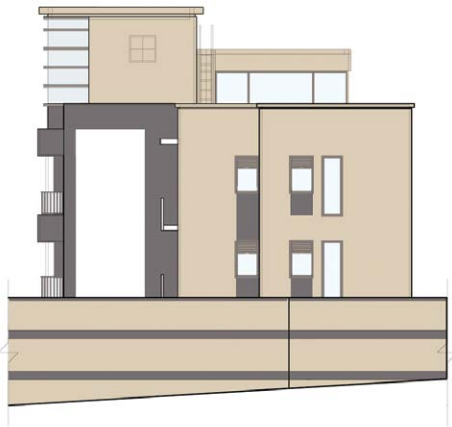
1. 以2016年4月1日此發展項目經批准的建築圖則為基礎擬備；
2. 大致上與該發展項目的外觀一致。

# ELEVATION PLAN

立面圖

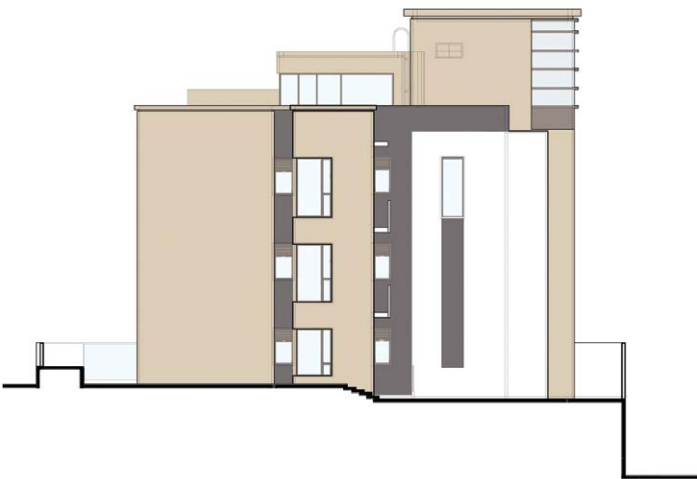
Elevation Plan C  
立面圖 C

Block 1  
第1座



Elevation Plan D  
立面圖 D

Block 3  
第3座



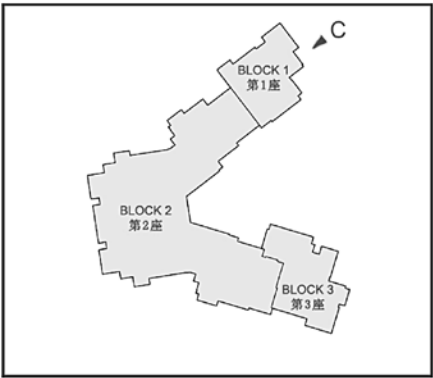
Elevation Plan E  
立面圖 E

Block 2  
第2座

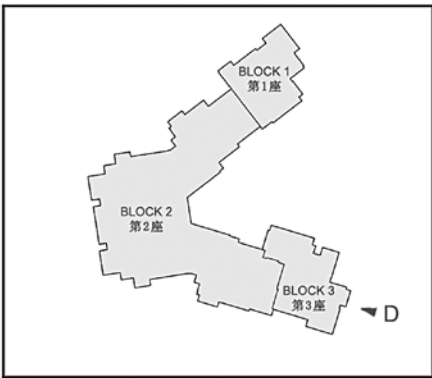
Block 3  
第3座



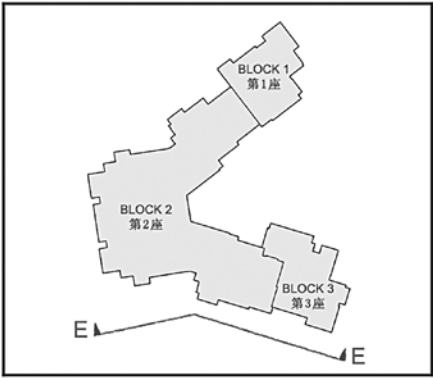
Key Plan 索引圖



Key Plan 索引圖



Key Plan 索引圖



The Authorized Person for the Development has certified that the elevations:  
1. are prepared on the basis of the approved building plans for the Development as of 1 April, 2016;  
2. are in general accordance with the outward appearance of the Development.

發展項目的認可人士已證明該等立面：  
1. 以2016年4月1日此發展項目經批准的建築圖則為基礎擬備；  
2. 大致上與該發展項目的外觀一致。

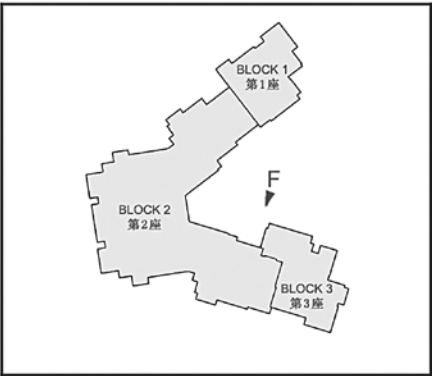
# ELEVATION PLAN

立面圖

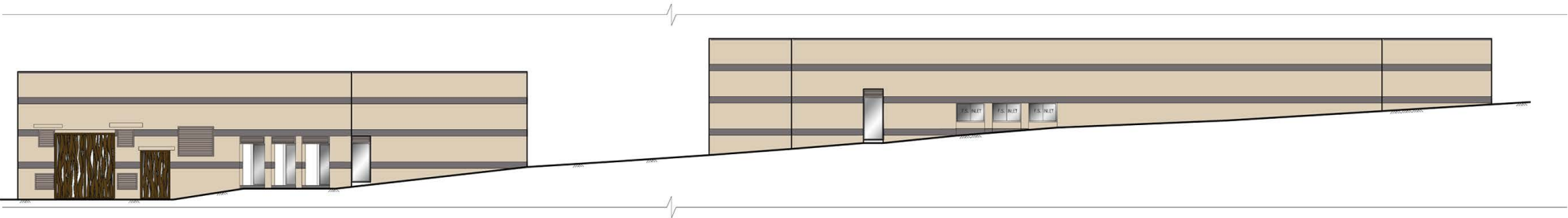
Elevation Plan F  
立面圖 F



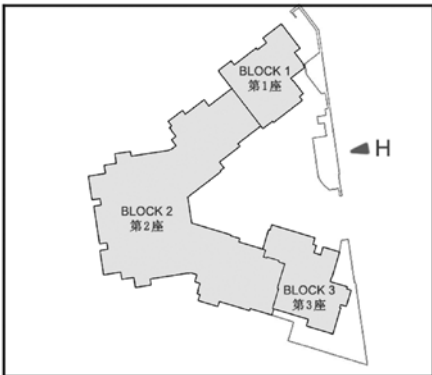
Key Plan 索引圖



Elevation Plan H  
立面圖 H



Key Plan 索引圖



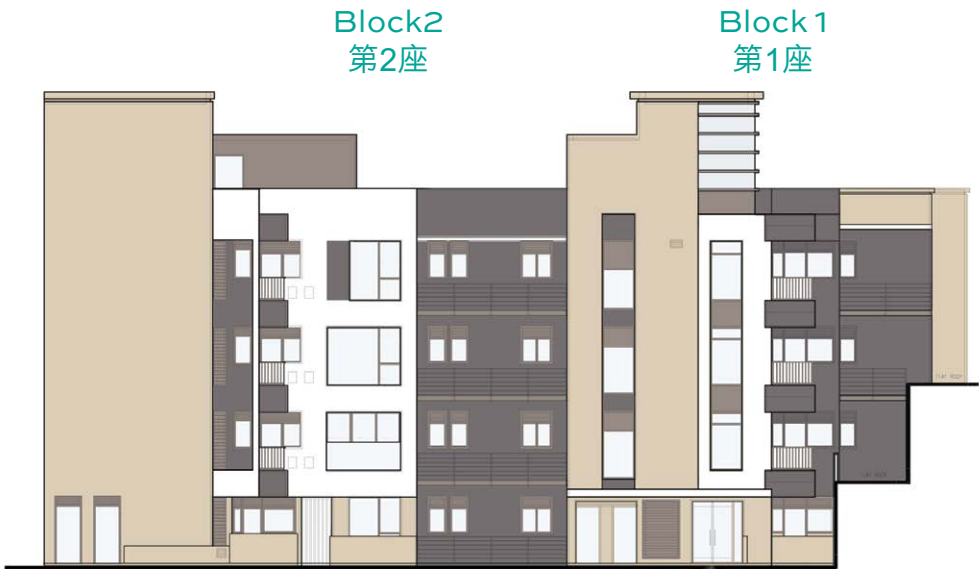
The Authorized Person for the Development has certified that the elevations:  
1. are prepared on the basis of the approved building plans for the Development as of 1 April, 2016;  
2. are in general accordance with the outward appearance of the Development.

發展項目的認可人士已證明該等立面：  
1. 以2016年4月1日此發展項目經批准的建築圖則為基礎擬備；  
2. 大致上與該發展項目的外觀一致。


# ELEVATION PLAN

立面圖

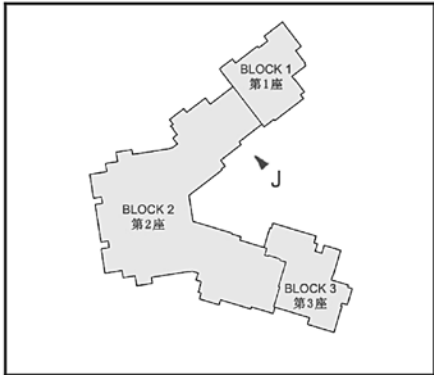
Elevation Plan J  
立面圖 J



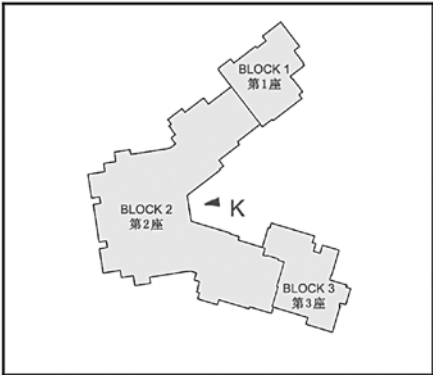
Elevation Plan K  
立面圖 K



Key Plan 索引圖



Key Plan 索引圖



The Authorized Person for the Development has certified that the elevations:  
1. are prepared on the basis of the approved building plans for the Development as of 1 April, 2016;  
2. are in general accordance with the outward appearance of the Development.

發展項目的認可人士已證明該等立面：  
1. 以2016年4月1日此發展項目經批准的建築圖則為基礎擬備；  
2. 大致上與該發展項目的外觀一致。



# INFORMATION ON COMMON FACILITIES IN THE DEVELOPMENT

發展項目中的公用設施的資料

Common Facilities 公用設施	Covered Area 有上蓋遮蓋範圍	Not Covered Area 無上蓋遮蓋範圍
	sq. m. / 平方米 (sq. ft. / 平方呎)	sq. m. / 平方米 (sq. ft. / 平方呎)
Residents' clubhouse (including any recreational facilities for residents' use) 住客會所 (包括供住客使用的任何康樂設施)	328.355 (3534)	592.248 (6375)
Communal garden or play area for residents' use on the roof, or on any floor between the roof and the lowest residential floor, of a building in the Development (whether known as a communal sky garden or otherwise) 位於發展項目中的建築物的天台或在天台和最低一層住宅樓層之間的任何一層的、供住客使用的公用花園或遊樂地方 (不論是稱為公用空中花園或有其他名稱)	Not Applicable 不適用	Not Applicable 不適用
Communal garden or play area for residents' use below the lowest residential floor of a building in the Development (whether known as a covered and landscaped play area or otherwise) 位於發展項目中的建築物的最低一層住宅樓層以下的、供住客使用的公用花園或遊樂地方 (不論是稱為有蓋及園景的遊樂場或有其他名稱)	Not Applicable 不適用	Not Applicable 不適用

Notes:  
Areas in square metres as specified above are based on the latest approved building plans.  
Areas in square feet are converted at a rate of 1 square metre to 10.764 square feet and rounded off to the nearest integer.

備註：  
上述所列以平方米顯示之面積乃依據最近的經批准的建築圖則。  
以平方呎顯示的面積以1平方米=10.764平方呎換算，並四捨五入至整數。

# INSPECTION OF PLANS AND DEED OF MUTUAL COVENANT

閱覽圖則及公契

1. The address of the website on which a copy of the outline zoning plan relating to the Development is available: [www.ozp.tpb.gov.hk](http://www.ozp.tpb.gov.hk)

2. (a) A copy of the latest draft of every deed of mutual covenant in respect of the specified residential property as at the date on which the specified residential property is offered to be sold is available for inspection at the place at which the specified residential property is offered to be sold.

(b) The inspection is free of charge.
1. 備有關於發展項目的分區計劃大綱圖的文本供閱覽的互聯網網站的網址：[www.ozp.tpb.gov.hk](http://www.ozp.tpb.gov.hk)

2. (a) 指明住宅物業的每一公契在將指明住宅物業提供出售的日期的最新擬稿的文本存放在指明住宅物業的售樓處，以供閱覽。

(b) 無須為閱覽付費。

# FITTINGS, FINISHES AND APPLIANCES

## 裝置、裝修物料及設備

1. Exterior Finishes	
Item	Description
External Wall	Block 1, 2 and 3 are finished with natural stone, artificial stone, aluminium cladding, louvre and grille, ceramic wall tiles and external paints.
Window	Aluminium window frames and tempered double glazing clear glass for windows in Living Room, Dining Room, Bedrooms, Kitchen and Bathroom.
Bay Window	Not Applicable.
Planter	Planters are finished with natural stone.
Verandah or Balcony	Covered balcony: Fitted with glass balustrade and stainless steel capping on concrete curb finished with ceramic wall tiles.  Wall (except Balcony of Block 1 Unit 1, 2, 3 and Penthouse A, Block 2 Unit 19, 22 and Penthouse A): Finished with ceramic wall tiles.  Wall (Balcony of Block 1 Unit 1, 2, 3 and Penthouse A, Block 2 Unit 19, 22 and Penthouse A): Finished with ceramic wall tiles and aluminium cladding.  Floor: Finished with ceramic floor tiles.  Ceiling (except Balcony of Block 2 Unit 1, 2, 3, 5, 6, 7, 8, 9, 10, 11, 12 & 13 and Block 3 Unit 1): Finished with external paint on acoustically absorptive plastering.  Ceiling (Balcony of Block 2 Unit 1, 2, 3, 5, 6, 7, 8, 9, 10, 11, 12 & 13 and Block 3 Unit 1): Finished with external paint.  No Verandah.
Drying Facilities for Clothing	Not Applicable.

2. Interior Finishes	
All Blocks (except B1/F lift lobby of Block 1 and Block 3)	
Item	Description
Lobby	<b>Lift Lobby</b>  Floor: Finished with natural stone.  Wall: Finished with natural stone, decorative mirror, timber veneer panel, synthetic leather and stainless steel.  Ceiling: Gypsum board false ceiling finished with emulsion paint and stainless steel.

1. 外部裝修物料	
細項	描述
外牆	大廈第1, 2和3座鋪砌天然石材、人造石材、鋁板、百葉及格柵、牆瓷磚及外牆漆。
窗	客廳、飯廳、睡房、廚房及浴室選用鋁質窗框配強化雙層清玻璃。
窗台	不適用。
花槽	花槽以天然石材鋪砌。
陽台或露台	有蓋露台：裝設玻璃欄杆及不鏽鋼頂欄座於鋪砌牆瓷磚的混凝土基頂。  牆壁 (除第1座單位1, 2, 3和頂層單位A, 第2座單位19, 22和頂層單位A露台)：鋪砌牆瓷磚。  牆壁 (第1座單位1, 2, 3和頂層單位A, 第2座單位19, 22和頂層單位A露台)：鋪砌牆瓷磚及鋁板。  地板：鋪砌地瓷磚。  天花板 (除第2座單位1, 2, 3, 5, 6, 7, 8, 9, 10, 11, 12, 13及第3座單位1露台)：吸聲批盪塗上外牆漆。  天花板 (第2座單位1, 2, 3, 5, 6, 7, 8, 9, 10, 11, 12, 13及第3座單位1露台)：塗上外牆漆。  不設陽台。
乾衣設施	不適用。

2. 室內裝修物料	
所有座 (除第1座及第3座地下1層電梯大堂)	
細項	描述
大堂	<b>電梯大堂</b>  地板：鋪砌天然石材。  牆壁：鋪砌天然石材、裝飾鏡、木皮面板、人造皮及不鏽鋼。  天花板：石膏板假天花塗上乳膠漆及不鏽鋼。

# FITTINGS, FINISHES AND APPLIANCES

## 裝置、裝修物料及設備

2. Interior Finishes	
Lobby (B1/F lobby of Block 1 and Block 3)	
Item	Description
Lobby	<b>Lift Lobby</b> Floor: Finished with natural stone. Wall: Finished with natural stone, decorative mirror, timber veneer panel and stainless steel. Ceiling: Gypsum board false ceiling finished with emulsion paint and stainless steel.
Block 2 Unit 1,2,5,6,8,9,11,16,17,20,21,26	
Item	Description
Lobby	<b>Forming part of units</b> Floor: Finished with timber flooring. Wall: Finished with plastering and emulsion paint where exposed. Ceiling: Finished with plastering and emulsion paint where exposed.
Block 2 Unit 12	
Item	Description
Lobby	<b>Forming part of unit</b> Floor: Finished with engineered timber flooring to exposed surface. Wall: Finished with timber veneer panel, wallpaper and clear glass to exposed surface. Ceiling: False ceiling finished with emulsion paint.
Block 2 Unit 25	
Item	Description
Lobby	<b>Forming part of unit</b> Floor: Finished with natural stone to exposed surface. Wall: Finished with timber veneer panel and venetian plastering with paint to exposed surface. Ceiling: False ceiling finished with emulsion paint and painted metal louver.

2. 室內裝修物料	
大堂 (第1座及第3座地下1層大堂)	
細項	描述
大堂	<b>電梯大堂</b> 地板：鋪砌天然石材。 牆壁：鋪砌天然石材、裝飾鏡、木皮面板及不鏽鋼。 天花板：石膏板假天花塗上乳膠漆及不鏽鋼。
第2座單位1,2,5,6,8,9,11,16,17,20,21,26	
細項	描述
大堂	<b>構成單位一部分</b> 地板：鋪砌木地板。 牆壁：外露位置用批盪塗上乳膠漆。 天花板：外露位置用批盪塗上乳膠漆。
第2座單位12	
細項	描述
大堂	<b>構成單位一部分</b> 地板：外露位置鋪砌複合木地板。 牆壁：外露位置鋪砌木皮面板、牆紙及清玻璃。 天花板：假天花塗上乳膠漆。
第2座單位25	
細項	描述
大堂	<b>構成單位一部分</b> 地板：外露位置鋪砌天然石材。 牆壁：外露位置鋪砌木皮面板及用威尼斯批盪及油漆。 天花板：假天花塗上乳膠漆及裝設噴漆金屬百葉。

# FITTINGS, FINISHES AND APPLIANCES

## 裝置、裝修物料及設備

2. Interior Finishes	
All Units (except Decorative Units and Bare Shell Units)	
Item	Description
Internal Wall and Ceiling	Wall and ceiling finishes for Living Room, Dining Room and Bedrooms: Plastered and painted with emulsion paint where exposed.  Painted metal louvres at ceiling bulkhead for Living Room, Dining Room, Bathrooms, Kitchen and Block 2 Unit 3 Bedroom 1.
Internal Floor	Living Room, Dining Room and Bedrooms: Finished with timber and stone flooring with timber skirting.
Bathroom	<b>Master Bathroom and Bathroom</b>  Wall: Finished with ceramic tiles to exposed surface up to false ceiling level. Master Bathroom (except Block 2 Unit 15, 16, 17, 20, 21 & 26) and Bathroom 1 of Block 2 Unit 15 also finished with Aluminium cladding with timber pattern.  Ceiling: Gypsum board false ceiling finished with emulsion paint and fitted with painted metal louvres.  Floor: Exposed surface finished with natural stone.
	<b>Toilet at Dining Room (Block 2 Unit 3)</b>  Wall: Finished with ceramic tiles to exposed surface up to false ceiling level.  Ceiling: Gypsum board false ceiling finished with emulsion paint and fitted with painted metal louvres.  Floor: Exposed surface finished with natural stone.
	<b>Toilet inside Store</b>  Wall: Finished with ceramic tiles to exposed surface up to false ceiling level.  Ceiling: Aluminium false ceiling fitted with painted metal louvres.  Floor: Exposed surface finished with ceramic tiles.
Kitchen	Wall: Finished with natural stone to exposed surface up to false ceiling level. For Block 2 Unit 3 & 11: also plastered and painted with emulsion paint where exposed.  Ceiling: Gypsum board false ceiling with emulsion paint and fitted with painted metal louvres. For Block 2 Unit 3 & 11: also plastered and painted with emulsion paint where exposed.  Floor: Exposed surface finished with natural stone. For Block 2 Unit 3 & 11: also with timber and stone flooring.  Cooking Bench: Fitted with solid surface cooking bench.

2. 室內裝修物料	
所有單位 (除了裝修單位和清水樓單位)	
細項	描述
內牆及天花板	客廳、飯廳及睡房牆壁及天花板：外露位置用批盪塗上乳膠漆。  客廳、飯廳、浴室、廚房及第2座單位3睡房1假陣裝設噴漆金屬百葉。
內部地板	客廳、飯廳及睡房：鋪砌木板及石材板連木腳線。
浴室	<b>主人浴室及浴室</b>  牆壁：外露位置鋪砌瓷磚至假天花。主人浴室 (除第2座單位15, 16, 17, 20, 21及26)及第2座單位15浴室1並鋪砌木紋鋁條掛板飾面。  天花板：石膏板假天花塗上乳膠漆及裝設噴漆金屬百葉。  地板：外露位置鋪砌天然石材。
	<b>飯廳洗手間 (第2座單位3)</b>  牆壁：外露位置鋪砌瓷磚至假天花。  天花板：石膏板假天花塗上乳膠漆及裝設噴漆金屬百葉。  地板：外露位置鋪砌天然石材。
	<b>儲物室洗手間</b>  牆壁：外露位置鋪砌瓷磚至假天花。  天花板：鋁質假天花及裝設噴漆金屬百葉。  地板：外露位置鋪砌瓷磚。
廚房	牆壁：外露位置鋪砌天然石材至假天花。第2座單位3及11：外露位置有批盪及塗上乳膠漆。  天花板：石膏板假天花塗上乳膠漆及裝設噴漆金屬百葉。第2座單位3及11：外露位置有批盪及塗上乳膠漆。  地板：外露位置鋪砌天然石材。第2座單位3及11：鋪砌木板、石材板。  煮食檯面：裝設實心無縫煮食檯面。



# FITTINGS, FINISHES AND APPLIANCES

## 裝置、裝修物料及設備

2. Interior Finishes	
Bare Shell Units (Block 1 Unit 1, 2, 3 & Penthouse A, Block 2 Penthouse A, B, C & D, Block 3 Unit 1, 2 & Penthouse A)	
Item	Description
Internal Wall and Ceiling	Wall for Living Room, Dining Room and Bedrooms: Plastered to high level and finished with emulsion paint. Ceiling: Finished with emulsion paint.
Internal Floor	Living Room, Dining Room and Bedrooms: Finished with cement sand flooring with no skirting.
Bathroom	Wall: Lower portion of wall is finished with ceramic tiles and upper portion of wall is finished with emulsion paint up to ceiling level. Ceiling: Finished with emulsion paint. Floor: Finished with ceramic tiles.
Kitchen	Wall: Lower portion of wall is finished with ceramic tiles and upper portion of wall is finished with emulsion paint up to ceiling level. Ceiling: Finished with emulsion paint. Floor: Finished with ceramic tiles. No cooking bench.
Decorative Unit (Block 2 Unit 7)	
Item	Description
Internal Wall and Ceiling	Internal walls of Living Room and Dining Room are finished with porcelain tiles, wood veneer panel, plastering with emulsion paint, decorative mirror, clear fire-resistant glass, clear glass, wallpaper, stainless steel and wood louver to exposed surface. Internal walls of Master Bedroom are finished with natural stone, wood veneer panel, stainless steel, wallpaper, mirror, clear glass, plastering with emulsion paint and fabric panel to exposed surface. Internal walls of Bedroom 1 are finished with natural stone, wallpaper, mirror, wood veneer panel, plastering with emulsion paint and stainless steel to exposed surface. Ceilings of Living Room and Dining Room are finished with false ceiling finished with emulsion paint, wallpaper and powder coated metal louver. Ceilings of Master Bedroom and Bedroom 1 are finished with false ceiling finished with emulsion paint and powder coated metal louver.
Internal Floor	Floor of Living Room, Dining Room, Master Bedroom and Bedroom 1 finished with engineered timber flooring on exposed surface.

2. 室內裝修物料	
清水樓單位 (第1座單位1, 2, 3和頂層單位A；第2座頂層單位A、B、C及D；第3座單位1, 2和頂層單位A)	
細項	描述
內牆及天花板	客廳、飯廳及睡房牆壁：批盪至高處及塗上乳膠漆。 天花板：塗上乳膠漆。
內部地板	客廳、飯廳及睡房地板：鋪水泥沙漿地板，不設腳線。
浴室	牆壁：下部分位置鋪砌瓷磚及上部分位置塗上乳膠漆至假天花。 天花板：塗上乳膠漆。 地板：鋪砌瓷磚。
廚房	牆壁：下部分位置鋪砌瓷磚及上部分位置塗上乳膠漆至假天花。 天花板：塗上乳膠漆。 地板：鋪砌瓷磚。 不設煮食檯面。
裝修單位 (第2座單位7)	
細項	描述
內牆及天花板	客廳及飯廳牆壁外露部分鋪砌瓷磚、木皮面板、批盪及乳膠漆、裝飾鏡、防火清玻璃、清玻璃、牆紙、不鏽鋼及木皮百葉。 主人睡房牆壁外露部分鋪砌天然石材、木皮面板、不鏽鋼、牆紙、鏡、清玻璃、批盪及乳膠漆及布面板。 睡房1牆壁外露部分鋪砌天然石材、牆紙、鏡、木皮面板、批盪及乳膠漆及不鏽鋼。 客廳及飯廳的天花板用假天花及乳膠漆、牆紙及噴漆金屬百葉。 主人睡房及睡房1的天花板用假天花及乳膠漆及噴漆金屬百葉。
內部地板	客廳、飯廳、主人睡房及睡房1地板外露部分鋪砌複合木地板。

# FITTINGS, FINISHES AND APPLIANCES

## 裝置、裝修物料及設備

2. Interior Finishes	
Decorative Unit (Block 2 Unit 7)	
Item	Description
Bathroom	<b>Master Bathroom</b> Walls: Natural stone, clear glass, decorative copper pipes and meter, mirror and stainless steel to exposed surface up to false ceiling level. Ceiling: False ceiling finished with emulsion paint and powder coated metal louver. Floor: Natural stone on exposed surface.
	<b>Bathroom 1</b> Walls: Natural stone, wood veneer panel and stainless steel with metal mesh to exposed surface up to false ceiling level. Ceiling: False ceiling finished with emulsion paint and powder coated metal louver. Floor: Natural stone on exposed surface.
	<b>Bathroom 2</b> Walls: Natural stone pebbles, stainless steel and mirror to exposed surface up to false ceiling level. Ceiling: False ceiling finished with emulsion paint and powder coated metal louver. Floor: Natural stone pebbles on exposed surface.
	<b>Toilet inside Store</b> Walls: Ceramic tiles to exposed surface up to false ceiling level. Ceiling: Aluminum false ceiling. Floor: Floor finished with ceramic tiles on exposed surface.
	Walls: Ceramic tiles, back painted glass, fire-resistant clear glass, mirror and stainless steel to exposed surface up to false ceiling level. Ceiling: False ceiling finished with emulsion paint and powder coated metal louver. Floor: Ceramic tile flooring on exposed surface. Cooking bench: Natural quartz composite surfacing.

2. 室內裝修物料	
裝修單位 (第2座單位7)	
細項	描述
浴室	<b>主人浴室</b> 牆壁：牆身外露部分鋪砌天然石材、清玻璃、裝飾銅喉及水錶、鏡及不鏽鋼至假天花。 天花板：選用假天花及乳膠漆及噴漆金屬百葉。 地板：地板外露部分鋪砌天然石材。
	<b>浴室1</b> 牆壁：牆身外露部分鋪砌天然石材、木皮面板及不鏽鋼配金屬網至假天花。 天花板：選用假天花及乳膠漆及噴漆金屬百葉。 地板：地板外露部分鋪砌天然石材。
	<b>浴室2</b> 牆壁：牆身外露部分鋪砌天然卵石、不鏽鋼及鏡至假天花。 天花板：選用假天花及乳膠漆及噴漆金屬百葉。 地板：地板外露部分鋪砌天然卵石。
	<b>儲物室洗手間</b> 牆壁：牆身外露部分鋪砌瓷磚至假天花。 天花板：選用鋁質假天花。 地板：地板外露部分鋪砌瓷磚。
廚房	牆壁：牆身外露部分鋪砌瓷磚、背漆玻璃、防火清玻璃、鏡、不鏽鋼至假天花。 天花板：選用假天花及乳膠漆及噴漆金屬百葉。 地板：地板外露部分鋪砌瓷磚。 煮食檯面：天然石英混合物煮食檯面。

# FITTINGS, FINISHES AND APPLIANCES

## 裝置、裝修物料及設備

2. Interior Finishes	
Decorative Unit (Block 2 Unit 12)	
Item	Description
Internal Wall and Ceiling	Internal walls of Living Room and Dining Room are finished with wood veneer panel, clear glass, mirror, lacquer paint, wallpaper and stainless steel to exposed surface.
	Internal walls of Master Bedroom are finished with wood veneer panel, mirror, wallpaper and stainless steel to exposed surface.
	Internal walls of Bedroom 1 are finished with wood veneer panel, wall paper, mirror, clear glass and stainless steel to exposed surface.
	Internal walls of Bedroom 2 are finished with wood veneer panel, plastering with emulsion paint, wallpaper and stainless steel to exposed surface.
	Internal walls of Bedroom 3 are finished with wood veneer panel, fabric panel, mirror and stainless steel to exposed surface.
	Ceilings of Living Room, Dining Room, Master Bedroom and Bedroom 2 are finished with false ceiling finished with emulsion paint and powder coated metal louver.
	Ceilings of Bedroom 1 are finished with false ceiling finished with emulsion paint, wood veneer panel and powder coated metal louver.
	Ceilings of Bedroom 3 are finished with false ceiling finished with emulsion paint and wood louver with emulsion paint.

2. 室內裝修物料	
裝修單位 (第2座單位12)	
細項	描述
內牆及天花板	客廳及飯廳牆壁外露部分鋪砌木皮面板、清玻璃、鏡、亮面漆、牆紙及不鏽鋼。
	主人睡房牆壁外露部分鋪砌木皮面板、鏡、牆紙及不鏽鋼。
	睡房1牆壁外露部分鋪砌木皮面板、牆紙、鏡、清玻璃及不鏽鋼。
	睡房2牆壁外露部分鋪砌木皮面板、批盪及乳膠漆、牆紙及不鏽鋼。
	睡房3牆壁外露部分鋪砌木皮面板、布面板、鏡及不鏽鋼。
	客廳、飯廳、主人睡房及睡房2的天花板用假天花及乳膠漆及噴漆金屬百葉。
	睡房1的天花板用假天花及乳膠漆、木皮面板及噴漆金屬百葉。
	睡房3的天花板用假天花及乳膠漆及乳膠漆木百葉。

# FITTINGS, FINISHES AND APPLIANCES

裝置、裝修物料及設備

2. Interior Finishes	
Decorative Unit (Block 2 Unit 12)	
Item	Description
Internal Floor	Living Room, Dining Room, Master Bedroom, Bedroom 1, Bedroom 2 and Bedroom 3: Timber flooring with stainless steel skirting on exposed surface.
Bathroom	<b>Master Bathroom</b> Walls: Natural stone, ceramic tiles and clear glass partition to exposed surface up to false ceiling levels. Ceiling: False ceiling finished with emulsion paint. Floor: Ceramic tiles on exposed surface.
	<b>Bathroom 1</b> Walls: Natural stone, wood veneer panel, plastering with emulsion paint, ceramic tiles, mirror and stainless steel to exposed surface up to false ceiling levels. Ceiling: False ceiling finished with emulsion paint and powder coated metal louver. Floor: Ceramic tiles on exposed surface.
	<b>Bathroom 2</b> Walls: Glass mosaic tiles, natural stone and stainless steel to exposed surface up to false ceiling levels. Ceiling: False ceiling finished with emulsion paint and powder coated metal louver. Floor: Ceramic tiles on exposed surface.
	<b>Bathroom 3</b> Walls: Natural stone, wood veneer panel, mirror and stainless steel to exposed surface up to false ceiling levels. Ceiling: False ceiling finished with emulsion paint and powder coated metal louver. Floor: Engineered timber flooring on exposed surface.

2. 室內裝修物料	
裝修單位 (第2座單位12)	
細項	描述
內部地板	客廳、飯廳、主人睡房、睡房1、睡房2及睡房3：地板外露部分鋪砌木地板連不鏽鋼腳線。
浴室	<b>主人浴室</b> 牆壁：牆身外露部分鋪砌天然石材、瓷磚、清玻璃隔牆至假天花。 天花板：選用假天花及乳膠漆。 地板：地板外露部分鋪砌瓷磚。
	<b>浴室1</b> 牆壁：牆壁外露部分鋪砌天然石材、木皮面板、批盪及乳膠漆、瓷磚、鏡及不鏽鋼至假天花。 天花板：選用假天花及乳膠漆及噴漆金屬百葉。 地板：地板外露部分鋪砌瓷磚。
	<b>浴室2</b> 牆壁：牆壁外露部分鋪砌玻璃馬賽克瓷磚、天然石材及不鏽鋼至假天花。 天花板：選用假天花及乳膠漆及噴漆金屬百葉。 地板：地板外露部分鋪砌瓷磚。
	<b>浴室3</b> 牆壁：牆壁外露部分鋪砌天然石材、木皮面板、鏡及不鏽鋼至假天花。 天花板：選用假天花及乳膠漆及噴漆金屬百葉。 地板：地板外露部分鋪砌複合木地板。



# FITTINGS, FINISHES AND APPLIANCES

裝置、裝修物料及設備

2. Interior Finishes	
Decorative Unit (Block 2 Unit 12)	
Item	Description
Bathroom	<b>Bathroom 4</b> Walls: Wood veneer panel, mirror and stainless steel to exposed surface up to false ceiling levels. Ceiling: False ceiling finished with emulsion paint and powder coated metal louver. Floor: Ceramic tiles on exposed surface.
	<b>Toilet inside Store</b> Walls: Ceramic tiles to exposed surface up to false ceiling level. Ceiling: Aluminum false ceiling and powder coated metal louver. Floor: Floor finished with ceramic tiles to exposed surface.
Kitchen	Walls: Wood veneer panel, stainless steel, mirror and ceramic tiles (behind kitchen cabinets) to exposed surface up to false ceiling level. Ceiling: False ceiling finished with emulsion paint and powder coated metal louver. Floor: Ceramic tiles flooring on exposed surface. Cooking bench: Natural quartz composite surfacing.

2. 室內裝修物料	
裝修單位 (第2座單位12)	
細項	描述
浴室	<b>浴室4</b> 牆壁：牆壁外露部分鋪砌木皮面板、鏡及不鏽鋼至假天花。 天花板：選用假天花及乳膠漆及噴漆金屬百葉。 地板：地板外露部分鋪砌瓷磚。
	<b>儲物室洗手間</b> 牆壁：牆身外露部分鋪砌瓷磚至假天花。 天花板：選用鋁質假天花及噴漆金屬百葉。 地板：地板外露部分鋪砌瓷磚。
廚房	牆壁：牆身外露部分鋪砌木皮面板、不鏽鋼、鏡及瓷磚(廚櫃後)至假天花。 天花板：選用假天花及乳膠漆及噴漆金屬百葉。 地板：地板外露部分鋪砌瓷磚。 煮食檯面：天然石英混合物煮食檯面。

# FITTINGS, FINISHES AND APPLIANCES

## 裝置、裝修物料及設備

2. Interior Finishes	
Decorative Unit (Block 2 Unit 23)	
Item	Description
Internal Wall and Ceiling	<p>Internal walls of Living Room and Dining Room are finished with wood veneer panel, ceramic tiles, stainless steel, mirror, fabric panel, natural stone and fire-resistant clear glass to exposed surface.</p> <p>Internal walls of Master Bedroom are finished with wood veneer panel, fabric panel and mirror to exposed surface.</p> <p>Internal walls of Walk-in Closet in Master Bedroom are finished with natural stone, wood veneer panel, and plastering with emulsion paint to exposed surface.</p> <p>Internal walls of Bedroom 1 are finished with wood veneer panel, wall paper and plastering with emulsion paint to exposed surface.</p> <p>Ceilings of Living Room, Dining Room, Master Bedroom, Walk-in Closet in Master Bedroom and Bedroom 1 are in false ceiling finished with emulsion paint and powder coated metal louver.</p>
Internal Floor	<p>Living Room and Dining Room: Natural stone floor on exposed surface with no skirting.</p> <p>Master Bedroom and Bedroom 1: Engineered timber flooring on exposed surface with stainless steel skirting.</p> <p>Walk-in Closet in Master Bedroom: Natural stone floor on exposed surface with no skirting.</p>

2. 室內裝修物料	
裝修單位 (第2座單位23)	
細項	描述
內牆及天花板	<p>客廳及飯廳牆壁外露部分鋪砌木皮面板、瓷磚、不鏽鋼、鏡、布面板、天然石材、防火清玻璃。</p> <p>主人睡房牆壁外露部分鋪砌木皮面板、布面板及鏡。</p> <p>主人睡房衣帽間牆壁外露部分鋪砌天然石材、木皮面板、批盪及乳膠漆。</p> <p>睡房1牆壁外露部分鋪砌木皮面板、牆紙及批盪及乳膠漆。</p> <p>客廳、飯廳、主人睡房、主人睡房衣帽間及睡房1的天花板外露部分用假天花及乳膠漆及噴漆金屬百葉。</p>
內部地板	<p>客廳及飯廳：外露部分鋪砌天然石材，不設地腳線。</p> <p>主人睡房及睡房1：外露部分鋪砌複合木地板連不鏽鋼地腳線。</p> <p>主人睡房衣帽間：外露部分鋪砌天然石材，不設地腳線。</p>

# FITTINGS, FINISHES AND APPLIANCES

裝置、裝修物料及設備

2. Interior Finishes	
Decorative Unit (Block 2 Unit 23)	
Item	Description
Bathroom	<b>Master Bathroom</b> Walls: Internal walls are finished with natural stone, natural stone pebbles, mirror and stainless steel to exposed surface up to false ceiling level. Ceiling: False ceiling finished with emulsion paint and powder coated metal louver. Floor: Natural stone on exposed surface.
	<b>Bathroom 1</b> Walls: Finished with ceramic tiles and wood veneer panel to exposed surface up to false ceiling level. Ceiling: False ceiling finished with emulsion paint and powder coated metal louver. Floor: Natural stone and natural stone pebbles on exposed surface.
	<b>Toilet inside Store</b> Walls: Ceramic tiles to exposed surface up to false ceiling level. Ceiling: Aluminum false ceiling. Floor: Floor finished with ceramic tiles to exposed surface.
Kitchen	Walls: Natural stone, stainless steel, plastering with emulsion paint, ceramic tiles (behind kitchen cabinet only) and fire-resistant glass to exposed surface up to false ceiling level. Ceiling: False ceiling finished with emulsion paint and powder coated metal louver. Floor: Natural stone to exposed surface. Cooking bench: Natural quartz composite surfacing.

2. 室內裝修物料	
裝修單位 (第2座單位23)	
細項	描述
浴室	<b>主人浴室</b> 牆壁：牆身外露部分鋪砌天然石材、天然石卵、鏡及不鏽鋼至假天花。 天花板：選用假天花及乳膠漆及噴漆金屬百葉。 地板：地板外露部分鋪砌天然石材。
	<b>浴室1</b> 牆壁：牆身外露部分鋪砌瓷磚、木皮面板至假天花。 天花板：選用假天花及乳膠漆及噴漆金屬百葉。 地板：地板外露部分鋪砌天然石材及天然石卵。
	<b>儲物室洗手間</b> 牆壁：牆身外露部分鋪砌瓷磚至假天花。 天花板：選用鋁質假天花。 地板：地板外露部分鋪砌瓷磚。
廚房	牆壁：牆身外露部分鋪砌天然石材、不鏽鋼、批盪及乳膠漆、瓷磚(只於廚櫃後)及防火玻璃至假天花。 天花板：選用假天花及乳膠漆及噴漆金屬百葉。 地板：地板外露部分鋪砌天然石材。 煮食檯面：天然石英混合物煮食檯面。

# FITTINGS, FINISHES AND APPLIANCES

裝置、裝修物料及設備

2. Interior Finishes	
Decorative Unit (Block 2 Unit 25)	
Item	Description
Internal Wall and Ceiling	Internal walls of Living Room and Dining Room are finished with wood veneer panel, Venetian plastering with paint, wall paper, fabric panel, mirror, stainless steel, plastering with emulsion paint and wood louver to exposed surface.
	Internal walls of Master Bedroom are finished with wood veneer panel, plastering with emulsion paint, wall paper, stainless steel and wood louver to exposed surface.
	Internal walls of Bedroom 1 are finished with wood veneer panel, plastering with emulsion paint, wall paper, mirror and stainless steel to exposed surface.
Internal Floor	Internal walls of Bedroom 2 are finished with wood veneer panel, plastering with emulsion paint, Venetian plastering with paint, wall paper and stainless steel to exposed surface.
	Ceilings of Living Room, Dining Room, and Master Bedroom are fitted with false ceiling finished with emulsion paint, powder coated metal louver and wood louver in paint finish.
	Ceiling of Bedroom 1 and Bedroom 2 is fitted with false ceiling finished with emulsion paint and powder coated metal louver.

2. 室內裝修物料	
裝修單位 (第2座單位25)	
細項	描述
內牆及天花板	客廳及飯廳牆壁外露部分鋪砌木皮面板、威尼斯批盪及油漆、牆紙、布面板、鏡、不鏽鋼、批盪及乳膠漆及木百葉。
	主人睡房牆壁外露部分鋪砌木皮面板、批盪及乳膠漆、牆紙、不鏽鋼及木百葉。
	睡房1牆壁外露部分鋪砌木皮面板、批盪及油漆、牆紙、鏡及不鏽鋼。
內部地板	睡房2牆壁外露部分鋪砌木皮面板、批盪及油漆、威尼斯批盪及油漆、牆紙及不鏽鋼。
	客廳、飯廳及主人睡房的天花板外露部分用假天花及乳膠漆、噴漆金屬百葉及漆面木百葉。
	睡房1及睡房2的天花板外露部分用假天花及乳膠漆及噴漆金屬百葉。



# FITTINGS, FINISHES AND APPLIANCES

## 裝置、裝修物料及設備

2. Interior Finishes	
Decorative Unit (Block 2 Unit 25)	
Item	Description
Bathroom	<b>Master Bathroom</b> Walls: Natural stone, fabric panel, stainless steel, wall paper, mirror and wood louver to exposed surface up to false ceiling level. Ceiling: False ceiling finished with emulsion paint and powder coated metal louver. Floor: Natural stone on exposed surface.
	<b>Bathroom 1</b> Walls: Natural stone, stainless steel and wood veneer panel to exposed surface up to false ceiling level. Ceiling: False ceiling finished with emulsion paint and powder coated metal louver. Floor: Natural stone on exposed surface.
	<b>Bathroom 2</b> Walls: Natural stone, stainless steel, wood veneer panel and mirror to exposed surface up to false ceiling level. Ceiling: False ceiling finished with emulsion paint and powder coated metal louver. Floor: Natural stone on exposed surface.
	<b>Bathroom 3</b> Walls: Stainless steel, wood veneer panel, mirror, wall paper, lacquer paint, wood louver to exposed surface up to false ceiling level. Ceiling: False ceiling finished with emulsion paint and powder coated metal louver. Floor: Natural stone on exposed surface.
	<b>Toilet inside Store</b> Walls: Ceramic tiles to exposed surface up to false ceiling level. Ceiling: Aluminum false ceiling and powder coated metal louver. Floor: Floor finished with tiles to exposed surface.
Kitchen	Walls: Stainless steel, glass mosaic tiles, ceramic tiles (behind kitchen cabinets only) and mirror to exposed surface up to false ceiling level. Ceiling: False ceiling finished with emulsion paint and powder coated metal louver. Floor: Natural stone to exposed surface. Cooking bench: Natural quartz composite surfacing.

2. 室內裝修物料	
裝修單位 (第2座單位25)	
細項	描述
浴室	<b>主人浴室</b> 牆壁：牆身外露部分鋪砌天然石材、布面板、不鏽鋼、牆紙、鏡及木百葉至假天花。 天花板：選用假天花塗上乳膠漆及噴漆金屬百葉。 地板：地板外露部分鋪砌天然石材。
	<b>浴室1</b> 牆壁：牆身外露部分鋪砌天然石材、不鏽鋼及木皮面板至假天花。 天花板：選用假天花塗上乳膠漆及噴漆金屬百葉。 地板：地板外露部分鋪砌天然石材。
	<b>浴室2</b> 牆壁：牆身外露部分鋪砌天然石材、不鏽鋼、木皮面板及鏡至假天花。 天花板：選用假天花塗上乳膠漆及噴漆金屬百葉。 地板：地板外露部分鋪砌天然石材。
	<b>浴室3</b> 牆壁：牆身外露部分鋪砌不鏽鋼、木皮面板、鏡、牆紙、亮面漆及木百葉至假天花。 天花板：選用假天花塗上乳膠漆及噴漆金屬百葉。 地板：地板外露部分鋪砌天然石材。
	<b>儲物室洗手間</b> 牆壁：牆身外露部分鋪砌瓷磚至假天花。 天花板：選用鋁質假天花及噴漆金屬百葉。 地板：地板外露部分鋪砌瓷磚。
廚房	牆壁：牆身外露部分鋪砌不鏽鋼、玻璃馬賽克瓷磚、瓷磚(只於廚櫃後)及鏡至假天花。 天花板：選用假天花塗上乳膠漆及噴漆金屬百葉。 地板：地板外露部分鋪砌天然石材。 煮食檯面：天然石英混合物煮食檯面。

# FITTINGS, FINISHES AND APPLIANCES

## 裝置、裝修物料及設備

3. Interior Fittings	
All Units (except Decorative Units and Bare Shell Units)	
Item	Description
Doors	Garden gate (Block 2 Unit 15 and 18): Half-height stainless steel gate with paint finish.
	Garden Entrance (Block 2 Unit 15 and 18): Stainless steel gate with paint finish, handle and lockset.
	Entrance door: Solid-core timber door with stainless steel on external face and timber veneer finish on internal face, fitted with magic eye viewer, door closer, door stopper, handle and lockset.
	Interior Entrance second door (Block 2 Unit 3, 10, 13, 16 and 17): Solid-core timber door with timber veneer, fitted with door closer, door stopper, handle and lockset.
	Bedroom door (including first and second door of Bedroom 2 for Block 2 Unit 2, 5, 6, 8 and 9): Hollow-core timber door with timber veneer, fitted with door stopper, handle and lockset.
	Terrace door to Living Room (Block 2 Unit 3): Aluminium framed sliding-folding tempered double glazing clear glass door, fitted with handle and lockset.
	Terrace door to Kitchen (Block 2 Unit 3): Aluminium framed tempered double glazing clear glass door, fitted with door stopper, handle and lockset, and aluminium framed tempered double glazing clear glass sliding-folding door fitted with handle and lockset.
	Walk-in closet door (Block 2 Unit 1 and 2): Hollow-core timber door with timber veneer, fitted with door stopper, handle and lockset.
	Toilet door at Dining Room (Block 2 Unit 3): Hollow-core timber sliding door with timber veneer, fitted with handle and lockset.
	Kitchen door: Solid-core timber door with timber veneer and glass panel, fitted with door closer, handle and door stopper.
	Store Room door: Hollow-core timber door with timber veneer, fitted with door stopper, handle and lockset.
	Store door inside Kitchen (except Block 2 Unit 19, 22 and 27): Hollow-core timber door with paint finish, fitted with door stopper (except Block 2 unit 16 & 17), handle and lockset.
	Store door inside Kitchen (Block 2 Unit 19, 22 and 27): Hollow-core sliding timber door with paint finish, fitted with handle and lockset.
	Toilet door inside Store: (except Block 2 Unit 10 & 13): Sliding-folding metal door fitted with glass panel, door handle and door lock.
	Toilet door inside Store (Block 2 Unit 10 & 13): Glass sliding door with handle.
	Bathroom door: Hollow-core timber door with timber veneer, fitted with door stopper, handle and lockset. Master Bathroom for Block 2 Unit 3, 10, 13 and 15, for Bathroom 1 for Block 2 Unit 1, 10, 13 and 15, for Bathroom 2 for Block 2 Unit 2, 5, 6, 8, 9, 10 and 13, and for Bathroom 3 for Block 2 Unit 2, 5, 6, 8, 9, 16, 17, 20, 21 and 26 also fitted with timber louvres.

3. 室內裝置	
所有單位(除裝修單位和清水樓單位)	
細項	描述
門	花園閘 (第2座單位15, 18)：半高不鏽鋼閘配油漆飾面。
	花園大門 (第2座單位15, 18)：不鏽鋼大閘配油漆飾面裝設門柄及門鎖。
	大門：實心木門向外不鏽鋼片向內木飾面並裝設防盜眼、門鼓、門擋、門柄及門鎖。
	內門第二扇大門 (第2座單位3, 10, 13, 16, 17)：木飾面實心木門裝設門鼓、門擋、門柄及門鎖。
	睡房門 (包括第2座單位2, 5, 6, 8及9睡房2第一、二扇門)：木飾面空心木門裝設門檔、門柄及門鎖。
	前庭門通往客廳 (第2座單位3)：鋁框強化雙層清玻璃趟摺門裝設門柄及門鎖。
	前庭門通往廚房 (第2座單位3)：鋁框強化雙層清玻璃門裝設門檔、門柄及門鎖，及鋁框強化雙層清玻璃趟摺門裝設門柄及門鎖。
	衣帽間門 (第2座單位1, 2)：木飾面空心木門裝設門擋、門柄及門鎖。
	飯廳洗手間門 (第2座單位3)：木飾面空心木趟門裝設門柄及門鎖。
	廚房門：木飾面實心木門鑲玻璃面板裝設門鼓、門柄及門檔。
	儲物室門：木飾面空心木門裝設門擋、門柄及門鎖。
	廚房內儲物室門 (除第2座單位19, 22, 27)：油漆飾面空心木門裝設門擋 (除第2座單位16及17)、門柄及門鎖。
	廚房內儲物室門 (第2座單位19, 22, 27)：油漆飾面空心木趟門裝設門柄及門鎖。
	儲物室洗手間門 (除第2座單位10及13)：金屬趟摺門鑲玻璃面板裝設門柄及門鎖。
	儲物室洗手間門 (第2座單位10及13)：玻璃趟門裝設門柄。
	浴室門：木飾面空心木門裝設門擋、門柄及門鎖。第2座單位3, 10, 13及15主人浴室，第2座單位1, 10, 13及15 浴室1，第2座單位2, 5, 6, 8, 9, 10及13浴室2，第2座單位 2, 5, 6, 8, 9, 16, 17, 20, 21及26浴室3均裝設木百葉。

# FITTINGS, FINISHES AND APPLIANCES

## 裝置、裝修物料及設備

3. Interior Fittings	
All Units (except Decorative Units and Bare Shell Units)	
Item	Description
Doors	Balcony door (except Block 2 Unit 19): Aluminium framed sliding-folding tempered double glazing clear glass door, fitted with handle and lockset.
	Balcony door at Living Room, Master Bedroom and Bedroom 1 (Block 2 Unit 19): Aluminium framed sliding tempered double glazing clear glass door, fitted with handle and lockset.
	Balcony door at Dining Room (Block 2 Unit 19): Aluminium framed sliding-folding tempered double glazing clear glass door, fitted with handle and lockset.
	Utility Platform door (Block 2 Unit 1, 2, 5, 6, 8, 9, 11, 15, 16, 17, 18, 19, 20, 21, 22, 26, 27): Aluminium framed tempered double glazing clear glass door, fitted with door stopper, handle and lockset.
	Back door to Lobby Corridor (Block 2 Unit 2, 5, 6, 8, 9 and 11): Solid-core timber door with timber veneer finish, fitted with door closer, handle and lockset.
	Back door to Lobby Corridor (Block 2 Unit 20, 21 and 26): Solid-core timber door with timber veneer finish on internal face and decorative mirror on external face, fitted with door closer, handle and lockset.
	Carpark door (First door from Unit to Carpark)(Block 2 Unit 10, 11 and 13): Solid-core timber door with timber veneer, fitted with door closer, door stopper, handle and lockset.
	Carpark door (Second door from Unit to Carpark)(Block 2 Unit 10, 11 and 13): Solid core timber door with stainless steel facing, fitted with magic eye viewer, door closer, door stopper, handle and lockset.
	Back door (First door from Unit to fire staircase)(Block 2 Unit 3, 10 and 13): Solid-core timber door with timber veneer, fitted with handle and lockset.
	Back door (Second door from Unit to fire staircase) (Block 2 Unit 3, 10 and 13): Solid core timber door with plastic laminate with glass panel, fitted with door closer, door stopper and handle.
	Walk-in-closet to Planter door (Block 2 Unit 1 and 2): Aluminium framed sliding tempered double glazing clear glass door, fitted with handle and lockset.
	Bedroom to Planter door (Block 2 Unit 2): Aluminium framed sliding tempered double glazing clear glass door, fitted with handle and lockset.
	Sliding door inside Bathroom 3 (Block 2 Unit 16, 17, 20, 21 and 26): Hollow-core timber door with timber veneer, fitted with handle and lockset.

3. 室內裝置	
所有單位(除裝修單位和清水樓單位)	
細項	描述
門	露台門 (除第2座單位19)：鋁框強化雙層清玻璃趟摺門裝設門柄及門鎖。
	露台門位於客廳、主人睡房及睡房1 (第2座單位19)：鋁框強化雙層清玻璃趟門裝設門柄及門鎖。
	露台門位於飯廳 (第2座單位19)：鋁框強化雙層清玻璃趟摺門裝設門柄及門鎖。
	工作平台門 (第2座單位1, 2, 5, 6, 8, 9, 11, 15, 16, 17, 18, 19, 20, 21, 22, 26, 27)：鋁框強化雙層清玻璃門裝設門擋、門柄及門鎖。
	往大堂走廊後門 (第2座單位2, 5, 6, 8, 9及11)：木飾面實心木門裝設門鼓、門柄及門鎖。
	往大堂走廊後門 (第2座單位20, 21及26)：實心木門向內木飾面向外裝飾鏡並裝設門鼓、門柄及門鎖。
	停車場門 (由單位往停車場第一扇門)(第2座單位10, 11, 13)：木飾面實心木門裝設門鼓、門擋、門柄及門鎖。
	停車場門 (由單位往停車場第二扇門)(第2座單位10, 11, 13)：不鏽鋼片飾面實心木門裝設防盜眼、門鼓、門檔、門柄及門鎖。
	後門 (由單位往走火梯第一扇門)(第2座單位3, 10, 13)：木飾面實心木門裝設門柄及門鎖。
	後門 (由單位往走火梯第二扇門)(第2座單位3, 10, 13)：膠板飾面實心木門鑲玻璃面板裝設門鼓、門檔及門柄。
	衣帽間往花槽門 (第2座單位1, 2)：鋁框強化雙層清玻璃趟門裝設門柄及門鎖。
	睡房往花槽門 (第2座單位2)：鋁框強化雙層清玻璃趟門裝設門柄及門鎖。
	浴室3內趟門 (第2座單位16, 17, 20, 21, 26)：木飾面空心木門裝設門柄及門鎖。

# FITTINGS, FINISHES AND APPLIANCES

## 裝置、裝修物料及設備

3. Interior Fittings	
All Units (except Decorative Units and Bare Shell Units)	
Item	Description
Bathroom	<p><b>Master Bathroom (except Block 2 Unit 15) and Bathroom 1 (Block 2 Unit 15)</b></p> <p>Timber veneer basin cabinet with solid surface countertop. Sanitary wares and accessories including vitreous china washbasin, vitreous china water closet, chrome plated basin mixer and chrome plated shower set.</p> <p>Volcanic limestone free standing bathtub [1500mm (L) x 800mm (W) x 600mm (D)] and free standing chrome plated bath mixer and hand-held shower for Block 2 Unit 1, 2, 3, 5, 6, 8, 9, 11, 16-22, 26 &amp; 27. Built-in enameled cast iron bathtub [1500mm (L) x 700mm (W) x 470mm (D)] and chrome plated bathtub mixer for Block 2 Unit 10, 13 &amp; 15.</p> <p>Glass shower cubicle fitted with chrome plated rain shower for the above units (except for Block 2 Unit 15).</p> <p>Glass toilet cubicle (for Block 2 Unit 3 only).</p> <p>Accessories including chrome plated electric towel rail, chrome plated towel bar (except Master Bathroom of Block 2 Unit 1 &amp; 2) and chrome plated toilet paper holder.</p> <p>Timber veneer mirror cabinet.</p> <p>Sprinkler heads and heat detector (Block 2 Unit 1, 2, 3, 5, 6, 8, 9, 10, 11 &amp; 13 only).</p> <p>Please refer to “Water Supply” below for material and type of water supply system.</p> <p>Please refer to “Appliances Schedule” below for appliances brand name and model number.</p>
	<p><b>Master Bathroom (Block 2 Unit 15), Bathroom 1 (except Block 2 Unit 15) and Bathroom 2* (except Block 2 Unit 2, 5, 6, 8, 9, 10 and 13)</b></p> <p>Timber veneer basin cabinet with solid surface countertop, timber veneer mirror cabinet. Sanitary wares and accessories including built-in enameled cast iron bathtub [1500mm (L) x 700mm (W) x 470mm (D)], vitreous china washbasin, vitreous china water closet, chrome plated bathtub mixer (except Bathroom 1 of Block 2 Unit 16, 17, 20, 21, 26), chrome plated basin mixer, chrome plated shower set, chrome plated towel bar (except Bathroom 1 of Block 2 Unit 1 and Bathroom 2 of Block 2 Unit 3 &amp; 19), chrome plated towel rack (except Bathroom 1 of Block 2 Unit 16, 17, 20, 21 &amp; 26), and chrome plated toilet paper holder.</p> <p>Bathroom 1 (Block 2 Unit 16, 17, 20, 21, 26) fitted with free-standing chrome plated bathtub mixer and handheld shower.</p> <p>Sprinkler heads and heat detector (Block 2 Unit 1, 2, 3, 5, 6, 8, 9, 10, 11 &amp; 13 only).</p> <p>Please refer to “Water Supply” below for material and type of water supply system.</p> <p>Please refer to “Appliances Schedule” below for appliances brand name and model number.</p> <p>*Block 2 Units 1, 11 and 15 have no Bathroom 2.</p>

3. 室內裝置	
所有單位 (除了裝修單位和清水樓單位)	
細項	描述
浴室	<p><b>主人浴室 (除第2座單位15)及浴室1(第2座單位15)</b></p> <p>選用木飾面洗面盆櫃配以實心無縫檯面。浴室潔具及配件包括設有陶瓷洗臉盆、陶瓷坐廁、鍍鉻洗面盆龍頭及鍍鉻花灑套裝。</p> <p>第2座單位1, 2, 3, 5, 6, 8, 9, 11, 16-22, 26及27設有獨立式火山石灰岩浴缸 [1500毫米 (長) X 800毫米 (闊) X 600毫米 (深)] 及座地式鍍鉻浴缸龍頭連手持花灑。第2座單位10, 13及15設有嵌入式釉瓷鑄鐵浴缸 [1500毫米 (長) X 700毫米 (闊) X 470毫米 (深)] 及鍍鉻浴缸龍頭。</p> <p>所有上述單位 (除第2座單位15) 裝設玻璃淋浴間及鍍鉻雨淋式花灑。</p> <p>玻璃廁所間格 (只供第2座單位3)。</p> <p>配件包括鍍鉻電熱毛巾掛架、鍍鉻毛巾桿 (除第2座單位1及2主人浴室) 及鍍鉻廁紙架。</p> <p>木飾面鏡櫃。</p> <p>消防花灑頭及熱力偵測器(只供第2座單位1, 2, 3, 5, 6, 8, 9, 10, 11, 13)。</p> <p>供水系統用料及類型見下文「供水」一欄。</p> <p>設備品牌名稱及產品型號見下文「設備說明表」。</p>
	<p><b>主人浴室(第2座單位15)、浴室1(除第2座單位15)及浴室2* (除第2座單位2, 5, 6, 8, 9, 10, 13)</b></p> <p>木飾面洗面盆櫃配以實心無縫檯面、木飾面鏡櫃。浴室潔具及配件包括嵌入式釉瓷鑄鐵浴缸 [1500毫米(長) X 700毫米(闊) X 470毫米(深)]、陶瓷洗面盆、陶瓷坐廁、鍍鉻浴缸龍頭 (除第2座單位16,17,20,21,26浴室1)、鍍鉻洗面盆龍頭、鍍鉻花灑套裝、鍍鉻毛巾桿 (除第2座單位1浴室1及第2座單位3及19浴室2)、鍍鉻毛巾架 (除第2座單位16,17,20,21及26浴室1) 及鍍鉻廁紙架。</p> <p>浴室1 (第2座單位16, 17, 20, 21, 26) 裝設座地式鍍鉻浴缸龍頭連手持花灑。</p> <p>消防花灑頭及熱力偵測器(只供第2座單位1, 2, 3, 5, 6, 8, 9, 10, 11, 13)。</p> <p>供水系統用料及類型見下文「供水」一欄。</p> <p>設備品牌名稱及產品型號見下文「設備說明表」。</p> <p>*第2座單位1, 11及15不設浴室2。</p>



# FITTINGS, FINISHES AND APPLIANCES

## 裝置、裝修物料及設備

3. Interior Fittings	
All Units (except Decorative Units and Bare Shell Units)	
Item	Description
Bathroom	<b>Bathroom 2 (Block 2 Unit 2, 5, 6, 8, 9) and Bathroom 3* (except Block 2 Unit 2, 5, 6, 8 and 9)</b> Timber veneer basin cabinet with solid surface countertop, timber veneer mirror cabinet. Sanitary wares and accessories including glass shower cubicle, vitreous china washbasin, vitreous china water closet, chrome plated basin mixer, chrome plated shower set, chrome plated towel bar (except Bathroom 2 of Block 2 Unit 2 & 6), chrome plated towel rack (except Bathroom 2 of Block 2 unit 2, 5, 6, 8 & 9 and Bathroom 3 of Block 2 unit 16, 17, 20, 21 & 26), and chrome plated toilet paper holder.  Sprinkler heads and heat detector (Block 2 Unit 2, 5, 6, 8 & 9 only).  Please refer to “Water Supply” below for material and type of water supply system.  Please refer to “Appliances Schedule” below for appliances brand name and model number.  *Block 2 Units 1, 3, 10, 11, 13, 15, 18, 19, 22 and 27 have no Bathroom 3.
	<b>Bathroom 2 (Block 2 Unit 10 and 13), Bathroom 3 (Block 2 Unit 2, 5, 6, 8 and 9) and Toilet at Dining Room (Block 2 Unit 3)</b> Timber veneer basin cabinet with solid surface countertop, clear mirror. Sanitary wares and accessories including vitreous china washbasin, vitreous china water closet, chrome plated basin mixer, chrome plated towel bar and chrome plated toilet paper holder.  Sprinkler heads and heat detector.  Please refer to “Water Supply” below for material and type of water supply system.  Please refer to “Appliances Schedule” below for appliances brand name and model number.
	<b>Toilet inside Store</b> Sanitary wares and accessories including vitreous china water closet, vitreous china washbasin, chrome plated basin mixer, chrome plated handheld shower.  Sprinkler head and heat detector (Block 2 Unit 1, 2, 3, 5, 6, 8, 9, 10, 11 & 13 only).  Please refer to “Water Supply” below for material and type of water supply system.  Please refer to “Appliances Schedule” below for appliances brand name and model number.

3. 室內裝置	
所有單位 (除裝修單位和清水樓單位)	
細項	描述
浴室	<b>浴室2 (第2座單位2, 5, 6, 8, 9) 及浴室3* (除了第2座單位2, 5, 6, 8, 9)</b>  木飾面洗面盆櫃配以實心無縫檯面、木飾面鏡櫃。浴室潔具及配件包括玻璃淋浴間、陶瓷洗面盆、陶瓷坐廁、鍍鉻洗面盆龍頭、鍍鉻花灑套裝、鍍鉻毛巾桿 (除第2座單位2及6浴室2)、鍍鉻毛巾架 (除第2座單位2, 5, 6, 8, 9浴室2及第2座單位16, 17, 20, 21, 26浴室3) 及鍍鉻廁紙架。  消防花灑頭及熱力偵測器(只供第2座單位 2, 5, 6, 8, 9)。  供水系統用料及類型見下文「供水」一欄。  設備品牌名稱及產品型號見下文「設備說明表」。  *第2座單位1, 3, 10, 11, 13, 15, 18, 19, 22及27不設浴室3。
	<b>浴室2 (第2座單位10, 13)，浴室3 (第2座單位2, 5, 6, 8, 9)及飯廳洗手間(第2座單位3)</b>  木飾面洗面盆櫃配以實心無縫檯面、清鏡。浴室潔具及配件包括陶瓷洗面盆、陶瓷坐廁、鍍鉻洗面盆龍頭、鍍鉻毛巾桿及鍍鉻廁紙架。  消防花灑頭及熱力偵測器。  供水系統用料及類型見下文「供水」一欄。  設備品牌名稱及產品型號見下文「設備說明表」。
	<b>儲物室洗手間</b>  浴室潔具及配件包括陶瓷坐廁、陶瓷洗面盆、鍍鉻洗面盆龍頭、鍍鉻手持花灑。  消防花灑頭及熱力偵測器(只供第2座單位1, 2, 3, 5, 6, 8, 9, 10, 11, 13)。  供水系統的用料及類型見下文「供水」一欄。  設備品牌名稱及產品型號見下文「設備說明表」。

# FITTINGS, FINISHES AND APPLIANCES

## 裝置、裝修物料及設備

3. Interior Fittings	
All Units (except Decorative Units and Bare Shell Units)	
Item	Description
Kitchen	High glossy lacquered door with medium density fiber board cabinets, solid surface cooking bench and stainless-steel sink with hot and cold water mixer tap. Timber window pelmets with emulsion paint finish and manually operated fabric curtain for one window (for Block 2 Unit 11 only). Sprinkler head and heat detector (Block 2 Unit 1, 2, 3, 5, 6, 8, 9, 10, 11 & 13 only). Please refer to “Water Supply” below for material and type of water supply system. Please refer to “Appliances Schedule” below for appliances brand name and model number.
Bedroom	Timber window pelmets with emulsion paint finish (except Block 2 Unit 2 Bedroom 1 & Bedroom 2, Unit 5 Bedroom 1 & Bedroom 2, Unit 6 Bedroom 1 & Bedroom 2, Unit 8 Bedroom 1 & Bedroom 2, Unit 9 Bedroom 1 & Bedroom 2 ). Manually operated fabric curtain (except Block 2 Unit 2 Bedroom 1 & Bedroom 2, Unit 18 Master Bedroom & Bedroom 1, Unit 19 Bedroom 1, Unit 22 Master Bedroom & Bedroom 1, and Unit 27 Master Bedroom).
Telephone	Please refer to “Mechanical and Electrical Provisions Plan” and “Schedule of Mechanical and Electrical Provisions of Residential Properties” for location and number of connection points.
Aerials	Please refer to “Mechanical and Electrical Provisions Plan” and “Schedule of Mechanical and Electrical Provisions of Residential Properties” for location and number of connection points of TV/FM for Satellite Master Antenna Television (SMATV) system and local TV/FM radio programmes.
Electrical Installations	Electrical switches and socket outlets with concealed conduits are provided in Living Room, Dining Room and Bedrooms. Three – phase electricity supply with miniature circuit breakers distribution boards are provided for each unit. Please refer to “Mechanical and Electrical Provisions Plan” and “Schedule of Mechanical and Electrical Provisions of Residential Properties” for location and number of power points and air-conditioner points.
Gas Supply	Town Gas meter is provided in individual units. Gas supply pipes are provided and connected to gas cooker-hob and circulation type gas water heaters. Please refer to “Mechanical and Electrical Provisions Plan” for location of gas supply and gas water heaters.
Washing Machine Connection Point	Washing machine connection points (water point and drainage point) are provided. Please refer to the “Mechanical and Electrical Provisions Plan” for location of connection points.
Water Supply	Indirect feed and copper pipes are used for cold and hot water supply system. UPVC pipes are used for flushing water system. Water pipes are partly concealed within concrete and partly exposed. Exposed water pipes may be covered or hidden by false ceilings, bulkheads, cabinets, cladding, partition walls, pipe ducts or other materials. Hot water is available.

3. 室內裝置	
所有單位 (除了裝修單位和清水樓單位)	
細項	描述
廚房	光面漆飾面門中密度纖維木板廚櫃系列連實心無縫煮食檯面，配不鏽鋼洗滌盤連冷熱水洗滌龍頭。 木殼窗簾盒配乳膠漆飾面，其中一隻窗裝手動布料窗簾 (只供第2座單位11)。 消防花灑頭及熱力偵測器(只供第2座單位1, 2, 3, 5, 6, 8, 9, 10, 11, 13)。 供水系統的用料及類型見下文「供水」一欄。 設備品牌名稱及產品型號見下文「設備說明表」。
睡房	木殼窗簾盒配乳膠漆飾面 (除第2座單位2睡房1及睡房2，單位5睡房1及睡房2，單位6睡房1及睡房2，單位8睡房1及睡房2，單位9睡房1及睡房2)。 手動布料窗簾 (除第2座單位2睡房1及睡房2，單位18主人睡房及睡房1，單位19睡房1，單位22主人睡房及睡房1，單位27主人睡房)。
電話	接駁點的位置及數目詳情請參閱「機電裝置平面圖」及「住宅物業機電裝置數量說明表」。
天線	衛星電視及本地電視/電台接駁點的位置及數目詳情請參閱「機電裝置平面圖」及「住宅物業機電裝置數量說明表」。
電力裝置	客廳、飯廳及睡房均裝有隱藏式導管的電掣及插座。每戶提供三相電力並裝妥漏電斷路器。電插座及空調接駁點位置及數目詳情請參閱「機電裝置平面圖」及「住宅物業機電裝置數量說明表」。
氣體供應	每戶裝妥煤氣錶及煤氣喉接駁至煤氣煮食爐及循環式煤氣熱水爐。氣體供應及熱水爐位置請參閱「機電裝置平面圖」。
洗衣機接駁點	提供洗衣機接駁點(來水位及去水位)。接駁點位置請參閱「機電裝置平面圖」。
供水	冷熱水經間接供水系統並採用銅喉管。沖廁用供水採用膠喉管。水管部分隱藏於混凝土內及部分外露。外露的水管可能被假天花、假陣、貯存櫃、覆面、分間牆、管道槽或其他物料遮蓋或掩藏。設熱水供應。

# FITTINGS, FINISHES AND APPLIANCES

## 裝置、裝修物料及設備

3. Interior Fittings	
Bare Shell Units (Block 1 Unit 1, 2, 3 & Penthouse A, Block 2 Penthouse A, B, C & D, Block 3 Unit 1, 2 & Penthouse A)	
Item	Description
Doors	Garden door (Block 1 Unit 1): Half-height stainless steel gate with paint finish.
	Entrance door: Solid-core timber door with stainless steel on external face and timber veneer finish on internal face, fitted with magic eye viewer, door closer, handle and lockset.
	Interior Entrance second door (Block 1 Unit 1): Solid-core timber door with plastic laminate finish, fitted with door closer, handle and lockset.
	Kitchen door: Solid-core timber door with plastic laminate finish and glass panel, fitted with door closer, door stopper and handle.
	Kitchen door to Garden (Block 1 Unit 1): Aluminium framed tempered double glazing clear glass door, fitted with handle, door stopper and lockset.
	Store door inside Kitchen (Block 1 Unit 1, 2, 3 and Penthouse A, Block 2 Penthouse B and C, Block 3 Unit 1, 2 and Penthouse A): Hollow-core timber door with plastic laminate finish, fitted with door stopper, handle and lockset (with timber louvre for Block 1 Unit 1).
	Store door inside Kitchen (Block 2 Penthouse A and D): Hollow-core timber sliding door with plastic laminate finish, fitted with handle and lockset.
	Toilet door inside Store: Metal framed sliding-folding door with glass panel, fitted with handle and lockset.
	Balcony door (Block 1 Unit 1, 2, 3 and Penthouse A, Block 2 Penthouse B, C and D): Aluminium framed sliding-folding tempered double glazing clear glass door, fitted with handle and lockset.
	Balcony door (Block 2 Penthouse A): Aluminium framed sliding tempered double glazing clear glass door and Aluminium framed sliding-folding tempered double glazing clear glass door, fitted with handle, and lockset.
	Balcony door (Block 3 Unit 1, 2 and Penthouse A): Aluminium framed sliding tempered double glazing clear glass door, fitted with handle and lockset.
	Balcony to Terrace (Block 1 Unit 1): Half-height stainless steel gate with glass panel, fitted with lockset.
	Sliding door inside Bathroom 3 (Block 2 Penthouse B and C): Hollow-core timber door with timber veneer, fitted with handle and lockset.
	Bathroom door: Hollow-core timber door with plastic laminate finish, fitted with handle, door stopper (except Bathroom 2 of Block 2 Penthouse B), and lockset. Timber louvres for Master Bathroom for Block 1 Unit 1 and Block 3 Unit 1, Bathroom 1 for Block 1 Unit 1, 2, 3 and Penthouse A, Block 2 Penthouse D and Block 3 Unit 1, 2 and Penthouse A, Bathroom 2 for Block 3 Unit 1, Bathroom 3 for Block 2 Penthouse B, C and D.
	Utility Platform door (Block 1 Unit 2, 3, Penthouse A, Block 2 Penthouse A, B, C and D, Block 3 Unit 2 and Penthouse A): Aluminium framed tempered double glazing clear glass door, fitted with door stopper, handle and lockset.
	Flat roof door (Block 1 Unit 2 and Block 3 Unit 1): Aluminium framed tempered double glazing clear glass door, fitted with door stopper, handle and lockset.
	Terrace door to Bedroom 1 (Block 1 Unit 1): Aluminium framed tempered double glazing clear glass door, fitted with door stopper, handle and lockset.

3. 室內裝置	
清水樓單位 (第1座單位1, 2, 3和頂層單位A；第2座頂層單位A、B、C及D；第3座單位1, 2和頂層單位A)	
細項	描述
門	花園門 (第1座單位1)：半高不鏽鋼閘配油漆飾面。
	大門：實心木門向外不鏽鋼片向內木飾面並裝設防盜眼、門鼓、門柄及門鎖。
	內門第二扇大門 (第1座單位1)：膠板飾面實心木門裝設門鼓、門柄及門鎖。
	廚房門：膠板飾面實心木門鑲玻璃面板裝設門鼓、門檔及門柄。
	廚房門通往花園 (第1座單位1)：鋁框強化雙層清玻璃門裝設門柄、門檔及門鎖。
	廚房內的儲物室門 (第1座單位1, 2, 3和頂層單位A；第2座頂層單位B及C；第3座單位1, 2和頂層單位A)：膠板飾面空心木門裝設門檔、門柄及門鎖 (第1座單位1配木百葉)。
	廚房內的儲物室門 (第2座頂層單位A及D)：膠板飾面空心木趟門裝設門柄及門鎖。
	儲物室洗手間門：金屬趟摺門裝設玻璃面板、門柄及門鎖。
	露台門 (第1座單位1, 2, 3及頂層單位A、第2座頂層單位B, C及D)：鋁框強化雙層清玻璃趟摺門裝設門柄及門鎖。
	露台門 (第2座頂層單位A)：鋁框強化雙層清玻璃趟門及鋁框強化雙層清玻璃趟摺門裝設門柄及門鎖。
	露台門 (第3座單位1, 2及頂層單位A)：鋁框強化雙層清玻璃趟門裝設門柄及門鎖。
	露台往前庭門 (第1座單位1)：玻璃面板半高不鏽鋼閘裝設門鎖。
	浴室3內趟門 (第2座頂層單位B及C)：木飾面空心木門裝設門柄及門鎖。
	浴室門：膠板飾面空心木門裝設門柄、門檔 (除第2座頂層單位B浴室2) 及門鎖。第1座單位1及第3座單位1主人浴室；第1座單位 1, 2, 3及頂層單位A，第2座頂層單位D，第3座單位1, 2及頂層單位A浴室1；第3座單位1浴室2；第2座頂層單位B, C及D浴室3均裝設有木百葉。
	工作平台門 (第1座單位2, 3，頂層單位A、第2座頂層單位A, B, C及D、第3座單位2及頂層單位A)：鋁框強化雙層清玻璃門裝設門擋、門柄及門鎖。
	平台門 (第1座單位2及第3座單位1)：鋁框強化雙層清玻璃門裝設門檔、門柄及門鎖。
	前庭門 (通往睡房1) (第1座單位1)：鋁框強化雙層清玻璃門裝設門檔、門柄及門鎖。



# FITTINGS, FINISHES AND APPLIANCES

## 裝置、裝修物料及設備

3. Interior Fittings	
Bare Shell Units (Block 1 Unit 1, 2, 3 & Penthouse A, Block 2 Penthouse A, B, C & D, Block 3 Unit 1, 2 & Penthouse A)	
Item	Description
Doors	Terrace door to Living Room (Block 3 Unit 1): Aluminium framed sliding-folding tempered double glazing clear glass door, fitted with handle and lockset.
	First door from Unit to fire staircase (Block 1 Unit 1): Solid-core timber door with plastic laminate finish, fitted with door closer and handle.
	Second door from Unit to fire staircase (Block 1 Unit 1): Solid-core timber door with plastic laminate finish, fitted with door closer and handle.
	Back door to Lobby Corridor (Block 2 Penthouse B and Penthouse C): Solid core timber door with decorative mirror on external face timber veneer finish on internal face, fitted with door closer, handle and lockset.
	Stairhood door to Flat Roof (except Block 2 Penthouse D): Aluminium framed tempered double glazing clear glass door, fitted with door stopper, handle and lockset.
	Stairhood door to Flat Roof (Block 2 Penthouse D): Stainless steel door, fitted with door stopper, handle and lockset, and aluminium framed tempered double glazing clear glass door, fitted with door stopper, handle and lockset.
Bathroom	<b>All Master Bathroom, Bathroom 1 (Block 1 Unit 1, 2, 3 &amp; Penthouse A and Bathroom 2 (Block 3 Unit 1, 2 &amp; Penthouse A)</b>  Sanitary wares and accessories including enameled cast iron bathtub [1500mm (L) x 700mm (W) x 420mm (D)], vitreous china washbasin, vitreous china water closet, chrome plated bathtub mixer and brass basin taps.  Master Bathroom (Block 2 Penthouse A, B, C and D) fitted with chrome plated shower mixer.  Please refer to “Water Supply” below for material and type of water supply system.  Please refer to “Appliances Schedule” below for appliances brand name and model number.
	<b>Bathroom 1 (Block 3 Unit 1, 2 &amp; Penthouse A and Block 2 Penthouse A, B, C &amp; D) and Bathroom 2 (Block 2 Penthouse A, B, C &amp; D)</b>  Sanitary wares and accessories including enameled cast iron bathtub [1200mm (L) x 700mm (W) x 390mm (D)], vitreous china washbasin, vitreous china water closet, chrome plated bathtub mixer and brass basin taps.  Please refer to “Water Supply” below for material and type of water supply system.  Please refer to “Appliances Schedule” below for appliances brand name and model number.
	<b>Bathroom 3 (Block 2 Penthouse B and C)</b>  Sanitary wares and accessories including vitreous china washbasin, vitreous china water closet, chrome plated shower mixer and brass basin taps. Vitreous China shower tray is provided for Block 2 Penthouse B only.  Please refer to “Water Supply” below for material and type of water supply system.  Please refer to “Appliances Schedule” below for appliances brand name and model number.

3. 室內裝置	
清水樓單位 (第1座單位1, 2, 3和頂層單位A；第2座頂層單位A、B、C及D；第3座單位1, 2和頂層單位A)	
細項	描述
門	前庭門 (通往客廳)(第3座單位1)：鋁框強化雙層清玻璃趟摺門裝設門柄及門鎖。 由單位往走火梯第一扇門 (第1座單位1)：膠板飾面實心木門裝設門鼓及門柄。 由單位往走火梯第二扇門 (第1座單位1)：膠板飾面實心木門裝設門鼓及門柄。 往大堂走廊後門 (第2座頂層單位B及頂層單位C)：實心木門向外裝飾鏡面向內木飾面裝設門鼓、門柄及門鎖。 梯屋門通往平台 (除第2座頂層單位D)：鋁框強化雙層清玻璃門裝設門擋、門柄及門鎖。 梯屋門通往平台 (第2座頂層單位D)：不鏽鋼門裝設門檔、門柄及門鎖及鋁框強化雙層清玻璃門裝設門擋、門柄及門鎖。
浴室	<b>所有主人浴室、浴室1 (第1座單位1, 2, 3、頂層單位A) 及浴室2 (第3座單位1, 2及頂層單位A)</b>  浴室潔具及配件，包括釉瓷鑄鐵浴缸 [1500毫米 (長) x 700毫米 (闊) x 420毫米 (深)]、陶瓷洗面盆、陶瓷坐廁、鍍鉻浴缸龍頭及黃銅洗面盆水龍頭。  主人浴室 (第2座頂層單位A, B, C及D) 裝設鍍鉻花灑龍頭。  供水系統的用料及類型見下文「供水」一欄。  設備品牌名稱及產品型號見下文「設備說明表」。
	<b>浴室1 (第3座單位1, 2及頂層單位A、第2座頂層單位A, B, C及D) 及浴室2 (第2座頂層單位A, B, C及D)</b>  浴室潔具及配件，包括釉瓷鑄鐵浴缸 [1200毫米 (長) x 700毫米 (闊) x 390毫米 (深)]、陶瓷洗面盆、陶瓷坐廁、鍍鉻浴缸龍頭及黃銅洗面盆龍頭。  供水系統的用料及類型見下文「供水」一欄。  設備品牌名稱及產品型號見下文「設備說明表」。
	<b>浴室3 (第2座頂層單位B及C)</b>  浴室潔具及配件，包括陶瓷洗面盆、陶瓷坐廁、鍍鉻花灑龍頭及黃銅洗面盆水龍頭。陶瓷淋浴缸只設於第2座頂層單位B。  供水系統用料及類型見下文「供水」一欄。  設備品牌名稱及產品型號見下文「設備說明表」。



# FITTINGS, FINISHES AND APPLIANCES

## 裝置、裝修物料及設備

3. Interior Fittings	
Bare Shell Units (Block 1 Unit 1, 2, 3 & Penthouse A, Block 2 Penthouse A, B, C & D, Block 3 Unit 1, 2 & Penthouse A)	
Item	Description
Bathroom	<b>Toilet inside Store</b> Sanitary wares and accessories including vitreous china water closet, vitreous china washbasin, chrome plated basin mixer and chrome plated handheld shower. Please refer to “Water Supply” below for material and type of water supply system. Please refer to “Appliances Schedule” below for appliances brand name and model number.
Kitchen	Stainless-steel sink with hot and cold water mixer tap are provided. No kitchen cabinet. Please refer to “Water Supply” below for material and type of water supply system. Please refer to “Appliances Schedule” below for appliances brand name and model number.
Bedroom	No Fittings.
Telephone	Please refer to “Mechanical and Electrical Provisions Plan” and “Schedule of Mechanical and Electrical Provisions of Residential Properties” for location and number of connection points.
Aerials	Please refer to “Mechanical and Electrical Provisions Plan” and Schedule of Mechanical and Electrical Provisions of Residential Properties” for location and number of connection points of TV/FM for Satellite Master Antenna Television (SMATV) system and local TV/FM radio programmes.
Electrical Installations	Electrical switches and socket outlets with concealed conduits are provided in living room, dining room and bedrooms. Three – phase electricity supply with miniature circuit breakers distribution boards are provided for each unit. Please refer to “Mechanical and Electrical Provisions Plan” and “Schedule of Mechanical and Electrical Provisions of Residential Properties” for location and number of power points and air-conditioner points.
Gas Supply	Town Gas meter is provided in individual units. Gas supply pipes are provided and connected to circulation type gas water heaters. Please refer to “Mechanical and Electrical Provisions Plan” for location of gas supply and gas water heaters.
Washing Machine Connection Point	Washing machine connection points (water point and drainage point) are provided. Please refer to the “Mechanical and Electrical Provisions Plan” for location of connection points.
Water Supply	Indirect feed and copper pipes are used for cold and hot water supply system. UPVC pipes are used for flushing water system. Water pipes are partly concealed within concrete and partly exposed. Hot water is available.

3. 室內裝置	
清水樓單位 (第1座單位1, 2, 3和頂層單位A；第2座頂層單位A、B、C及D；第3座單位1, 2和頂層單位A)	
細項	描述
浴室	<b>儲物室洗手間</b> 潔具及配件，包括陶瓷坐廁、陶瓷洗面盆、鍍鉻洗面盆龍頭及鍍鉻手持花灑。 供水系統用料及類型見下文「供水」一欄。 設備品牌名稱及產品型號見下文「設備說明表」。
廚房	不鏽鋼洗滌盤連冷熱水洗滌龍頭。 不設廚櫃。 供水系統用料及類型見下文「供水」一欄。 設備品牌名稱及產品型號見下文「設備說明表」。
睡房	無室內裝置。
電話	接駁點位置及數目詳情請參閱「機電裝置平面圖」及「住宅物業機電裝置數量說明表」。
天線	衛星電視及本地電視/電台接駁點的位置及數目詳情請參閱「機電裝置平面圖」及「住宅物業機電裝置數量說明表」。
電力裝置	客廳、飯廳及睡房均裝有隱藏式導管電掣及插座。每戶提供三相電力並裝妥漏電斷路器。電插座及空調接駁點位置及數目詳情請參閱「機電裝置平面圖」及「住宅物業機電裝置數量說明表」。
氣體供應	每戶裝妥煤氣錶及煤氣喉接駁至循環式煤氣熱水爐。氣體供應及熱水爐位置請參閱「機電裝置平面圖」。
洗衣機接駁點	提供洗衣機接駁點(來水位及去水位)。有關接駁點位置請參閱「機電裝置平面圖」。
供水	冷熱水經間接供水系統並採用銅喉管。沖廁用供水採用膠喉管。水管部份隱藏於混凝土內及部份外露。設熱水供應。

# FITTINGS, FINISHES AND APPLIANCES

## 裝置、裝修物料及設備

3. Interior Fittings	
Decorative Unit (Block 2 Unit 7)	
Item	Description
Doors	Entrance door: Fire rated solid core wood door with wood veneer and stainless steel and fitted with door lock, eye viewer, safety chain, door closer and door stopper.
	Internal Entrance second door: Fire rated solid core wood door with wood veneer and stainless steel, and fitted with door lock, door closer and door stopper.
	Master Bedroom door: Hollow core wood door with wood veneer, and fitted with door lock and door closer.
	Back door to fire staircase in Master Bedroom (First door): Hollow core wood door with wallpaper, wood veneer and stainless steel, and fitted with door lock and door closer.
	Back door to fire staircase in Master Bedroom (Second door): Fire rated solid core wood door with plastic laminate and fitted with handle and door closer.
	Back door to fire staircase in Master Bedroom (Third door): Fire rated solid core wood door with plastic laminate and fitted with handle and door closer.
	Master Bathroom door: Stainless steel door with metal mesh.
	Bedroom 1 door: Hollow core wood door with wood veneer, wallpaper and stainless steel, and fitted with door lock, door closer and door stopper.
	Bathroom 1 door: Stainless steel door with metal mesh.
	Bathroom 2 door: Hollow core wood door with wood veneer, wallpaper, stainless steel and wood louver, fitted with door lock and door stopper.
	Corridor door: Hollow core wood door with wood veneer, stainless steel and mirror, fitted with door closer and door stopper.
	Carpark door (First door from Unit to Carpark): Hollow core wood door in wood veneer, lacquer paint, and fitted with door lock.
	Carpark doors (Second and third door from Unit to Carpark): Fire rated solid core wood door with stainless steel, and fitted with door lock, door stopper, handle and eye viewer.
	Kitchen door: Fired rated solid core wood door with wood veneer and stainless steel, and fitted with glass panel, door closer and door stopper.
	Store door inside Kitchen: Hollow core wood door with ceramic tiles and plastic laminate, and fitted with door lock, door closer and door stopper.
	Toilet door inside Store: Sliding-folding metal door fitted with glass panel and door lock.
	Terrace door (From Living Room, Master Bedroom, Bedroom 1): Aluminium framed sliding-folding tempered double glazing clear glass door fitted with door lock.
	Terrace door (From Kitchen): Aluminium framed tempered double glazing clear glass door fitted with door lock.

3. 室內裝置	
裝修單位 (第2座單位7)	
細項	描述
門	大門：選用木皮及不鏽鋼飾面防火實心木門配門鎖、防盜眼、防盜鏈、門鼓及門擋。
	內門第二扇大門：選用木皮及不鏽鋼飾面防火實心木門配門鎖、門鼓及門擋。
	主人睡房門：選用木皮飾面空心木門配門鎖及門鼓。
	主人睡房往走火梯(第一)後門：選用牆紙、木皮及不鏽鋼飾面空心木門配門鎖及門鼓。
	主人睡房往走火梯(第二)後門：選用防火膠板飾面防火實心木門配門柄及門鼓。
	主人睡房往走火梯(第三)後門：選用防火膠板飾面防火實心木門配門柄及門鼓。
	主人浴室門: 選用不鏽鋼門配以金屬網。
	睡房1門: 選用木皮、牆紙及不鏽鋼飾面空心木門配門鎖、門鼓及門擋。
	浴室1門: 選用不鏽鋼門配以金屬網。
	浴室2門: 選用木皮、牆紙、不鏽鋼及木百葉飾面空心木門配門鎖及門擋。
	走廊門: 選用木皮、不鏽鋼及鏡飾面空心木門配門鼓及門擋。
	停車場門(由單位往停車場第一門)：選用木皮、亮面漆飾面空心木門配門鎖。
	停車場門(由單位往停車場第二及第三扇門)：選用不鏽鋼飾面防火實心木門配門鎖、門擋、門柄及防盜眼。
	廚房門：選用木皮及不鏽鋼飾面防火實心木門配玻璃面板、門鼓及門擋。
	廚房內儲物室門：選用瓷磚及防火膠板飾面空心木門配門鎖、門鼓及門擋。
	儲物室洗手間門：選用金屬趟摺門配玻璃面板、門鎖。
	前庭門(通往客廳、主人睡房、睡房1)：選用鋁框強化雙層清玻璃趟摺門配門鎖。
	前庭門(通往廚房)：選用鋁框強化雙層清玻璃門配門鎖。

# FITTINGS, FINISHES AND APPLIANCES

## 裝置、裝修物料及設備

3. Interior Fittings	
Decorative Unit (Block 2 Unit 7)	
Item	Description
Bathroom	<b>Master Bathroom</b>  Fitted with natural stone surface countertop, and sanitary wares and fittings including vitreous china washbasins, wall mounted white ceramics water closet with concealed cistern finished with natural stone, acrylic bathtub [1219mm(L) x 813mm(W) x 594mm(D)], black coated basin mixer, black coated bathtub mixer, black coated robe hook and black coated toilet paper holder and copper towel bars.  Fitted with glass shower cubicle with handle, and sanitary fittings including black coated finish shower mixer, black coated rain shower and black coated handheld shower.  Fitted with black coated electric towel rails.  Fitted with wood basin cabinet in wood veneer finish.  Fitted with sprinkler heads and heat detector.  Please refer to “Water Supply” below for the material and type of water supply system.  Please refer to “Appliances Schedule” below for appliances brand name and model number.
	<b>Bathroom 1</b>  Fitted with aluminum trihydrate and acrylic resin composite countertop, and sanitary wares and fittings including aluminum trihydrate and acrylic resin composite wash basin, white ceramic wall mounted water closet with concealed cistern finished with natural stone and enameled cast iron bathtub [1295mm(L) x 613mm(W) x 400mm(D)], black coated basin mixer, black coated bathtub mixer, black coated handheld shower, black coated towel bar, black coated robe hooks and black coated toilet paper holder.  Fitted with wood basin cabinet with stainless steel and metal mesh and wood veneer mirror cabinet.  Fitted with sprinkler heads and heat detector.  Please refer to “Water Supply” below for the material and type of water supply system.  Please refer to “Appliances Schedule” below for appliances brand name and model number.
	<b>Bathroom 2</b>  Fitted with sanitary wares and fittings including wall-mounted glazed steel washbasin and wall-mounted white ceramic water closet with concealed cistern finished with natural stone pebbles, chrome finish basin mixer, black coated towel bar and black coated toilet paper holder.  Fitted with sprinkler heads and heat detector.  Please refer to “Water Supply” below for the material and type of water supply system.  Please refer to “Appliances Schedule” below for appliances brand name and model number.
	<b>Toilet inside Store</b>  Fitted with sanitary wares and fittings including vitreous china water closet, vitreous china washbasin, chrome plated basin mixer and chrome plated handheld shower.  Fitted with sprinkler head and heat detector.  Please refer to “Water Supply” below for material and type of water supply system.  Please refer to “Appliances Schedule” below for appliances brand name and model number.

3. 室內裝置	
裝修單位 (第2座單位7)	
細項	描述
浴室	<b>主人浴室</b>  選用天然石材檯面，配以浴室潔具及配件包括陶瓷洗臉盆、掛牆式白陶瓷坐廁連天然石材飾面隱藏式水箱、壓克力浴缸[1219毫米(長) x 813毫米(闊) x 594毫米(深)]、黑色塗層洗臉盆龍頭、黑色塗層浴缸龍頭、黑色塗層掛衣鉤、黑色塗層廁紙架及銅質毛巾桿。  設有玻璃淋浴間連扶手，配以浴室配件包括黑色塗層花灑龍頭、黑色塗層雨淋花灑及黑色塗層手持花灑。  設有黑色塗層電熱毛巾掛架。  設有木皮飾面木洗臉盆櫃。  設有消防花灑頭及熱力偵測器。  供水系統的用料及類型見下文「供水」一欄。  設備品牌名稱及產品型號見下文「設備說明表」。
	<b>浴室1</b>  選用鋁質合成壓克力人造石檯面，配以浴室潔具及配件包括鋁質合成壓克力人造石洗臉盆、掛牆式白陶瓷坐廁連天然石材飾面隱藏式水箱、搪瓷鑄鐵浴缸[1295毫米(長) x 613毫米(闊) x 400毫米(深)]、黑色塗層洗臉盆龍頭、黑色塗層浴缸龍頭、黑色塗層手持花灑、黑色塗層毛巾桿、黑色塗層掛衣鉤及黑色塗層廁紙架。  設有不鏽鋼及金屬網飾面木洗臉盆櫃及木飾面鏡櫃。  設有消防花灑頭及熱力偵測器。  供水系統的用料及類型見下文「供水」一欄。  設備品牌名稱及產品型號見下文「設備說明表」。
	<b>浴室2</b>  選用浴室潔具及配件包括掛牆式拋光不鏽鋼面洗臉盆、掛牆式白陶瓷坐廁連天然石卵飾面隱藏式水箱、鍍鉻洗臉盆龍頭、黑色塗層毛巾桿及黑色塗層廁紙架。  設有消防花灑頭及熱力偵測器。  供水系統的用料及類型見下文「供水」一欄。  設備品牌名稱及產品型號見下文「設備說明表」。
	<b>儲物室洗手間</b>  選用浴室潔具及配件包括陶瓷坐廁、陶瓷洗臉盆、鍍鉻洗臉盆龍頭及鍍鉻手持花灑。  設有消防花灑頭及熱力偵測器。  供水系統的用料及類型見下文「供水」一欄。  設備品牌名稱及產品型號見下文「設備說明表」。

# FITTINGS, FINISHES AND APPLIANCES

## 裝置、裝修物料及設備

3. Interior Fittings	
Decorative Unit (Block 2 Unit 7)	
Item	Description
Kitchen	<p>Fitted with wood veneer door with Medium Density Fiber Board cabinets, natural quartz composite surfacing cooking bench and stainless-steel sink fitted with hot and cold water chrome plated mixer tap.</p> <p>Fitted with sprinkler heads and heat detector.</p> <p>Please refer to “Water Supply” below for the material and type of water supply system.</p> <p>Please refer to "Appliances Schedule" below for appliances brand name and model number.</p>
Bedroom	<p><b>Master Bedroom</b></p> <p>Fitted with wood window pelmets with emulsion paint finish.</p> <p>Fitted with wood TV cabinet with wood veneer finish and fabric sliding door panel.</p> <p>Fitted with wood cabinet with wood veneer and fabric sliding door panel.</p> <p>Fitted with wood cabinet with stainless steel, glass panel and fabric (inside).</p> <p>Fitted with wood cabinet with wood veneer finish and stainless steel.</p> <p>Fitted with wood cabinet with wood veneer finish.</p> <p>Fitted with wood cabinet with wood veneer finish, stainless steel and glass.</p> <p>Fitted with manually operated fabric curtain and electric fabric curtain.</p>
	<p><b>Bedroom 1</b></p> <p>Fitted with wood window pelmets with emulsion paint finish.</p> <p>Fitted with wood cabinet with mirror, stainless steel and wood veneer finish.</p> <p>Fitted with manually operated fabric curtain.</p>
Telephone	Please refer to “Mechanical and Electrical Provisions Plan” and “Schedule of Mechanical and Electrical Provisions of Residential Properties” for location and number of connection points.
Aerials	Please refer to “Mechanical and Electrical Provisions Plan” and “Schedule of Mechanical and Electrical Provisions of Residential Properties” for location and number of connection points of TV/FM for Satellite Master Antenna Television (SMATV) system and local TV/FM radio programmes.

3. 室內裝置	
裝修單位 (第2座單位7)	
細項	描述
廚房	<p>選用中密度纖維木板廚櫃系列配木皮飾面門板、天然石英混合物煮食檯面配以不鏽鋼洗滌盤連冷熱水鍍鉻龍頭。</p> <p>設有消防花灑頭及熱力偵測器。</p> <p>供水系統的用料及類型見下文「供水」一欄。</p> <p>設備品牌名稱及產品型號見下文「設備說明表」。</p>
睡房	<p><b>主人睡房</b></p> <p>選用乳膠漆飾面木窗簾盒。</p> <p>設有木皮飾面及布面趟門木電視櫃。</p> <p>設有木皮飾面及布面趟門木櫃。</p> <p>設有不鏽鋼、玻璃面板及布(內籠)木櫃。</p> <p>設有木皮及不鏽鋼飾面木櫃。</p> <p>設有木皮飾面木櫃。</p> <p>設有木皮、不鏽鋼及玻璃飾面木櫃。</p> <p>設有手動布料窗簾及電動布料窗簾。</p>
	<p><b>睡房1</b></p> <p>選用乳膠漆飾面木窗簾盒。</p> <p>設有鏡、不鏽鋼及木皮飾面木櫃。</p> <p>設有手動布料窗簾。</p>
電話	接駁點的位置及數目詳情請參閱「機電裝置平面圖」及「住宅物業機電裝置數量說明表」。
天線	衛星電視及本地電視/電台接駁點的位置及數目詳情請參閱「機電裝置平面圖」及「住宅物業機電裝置數量說明表」。



# FITTINGS, FINISHES AND APPLIANCES

## 裝置、裝修物料及設備

3. Interior Fittings	
Decorative Unit (Block 2 Unit 7)	
Item	Description
Electrical Installations	Electrical switches and socket outlets with concealed conduits are provided in living room, dining room and bedrooms. Three-phase electricity supply with miniature circuit breakers distribution boards are provided for each unit. Please refer to “Mechanical and Electrical Provisions Plan” and “Schedule of Mechanical and Electrical Provisions of Residential Properties” for location and number of power points and air-conditioner points.
Gas Supply	Town Gas meter is provided in individual units. Gas supply pipes are provided and connected to gas cooker-hob and circulation type gas water heaters. Please refer to “Mechanical and Electrical Provisions Plan” for location of gas supply and gas water heaters.
Washing Machine Connection Point	Washing machine connection points (water point and drainage point) are provided. For location of connection points, please refer to the “Mechanical and Electrical Provisions Plan”.
Water Supply	Indirect feed and copper pipes are used for cold and hot water supply system. UPVC pipes are used for flushing water system. Water pipes are partly concealed within concrete and partly exposed. Exposed water pipes may be covered or hidden by false ceilings, bulkheads, cabinets, cladding, partition walls, pipe ducts or other materials. Hot water is available.

3. 室內裝置	
裝修單位 (第2座單位7)	
細項	描述
電力裝置	客廳、飯廳及睡房均裝有隱藏式導管的電掣及插座。每戶提供三相電力並裝妥漏電斷路器。電插座及空調接駁點位置及數目詳情請參閱「機電裝置平面圖」及「住宅物業機電裝置數量說明表」。
氣體供應	每戶裝妥煤氣錶及煤氣喉接駁至煤氣煮食爐及循環式煤氣熱水爐。氣體供應及熱水爐位置請參閱「機電裝置平面圖」。
洗衣機接駁點	提供洗衣機接駁點(來水位及去水位)。有關接駁點的位置，請參考「機電裝置平面圖」。
供水	冷熱水經間接供水系統並採用銅喉管。沖廁用供水採用膠喉管。水管部分隱藏於混凝土內及部分外露。外露的水管可能被假天花、假陣、貯存櫃、覆面、分間牆、管道槽或其他物料遮蓋或掩藏。設熱水供應。

# FITTINGS, FINISHES AND APPLIANCES

## 裝置、裝修物料及設備

3. Interior Fittings	
Decorative Unit (Block 2 Unit 12)	
Item	Description
Doors	Entrance door: Fire rated solid core wood door with wood veneer and stainless steel, and fitted with door lock, eye viewer, safety chain, door closer and door stopper.
	Master Bedroom door: Hollow core wood door with lacquer paint and wood veneer, and fitted with door lock, door closer, door stopper and door handle.
	Master Bathroom door: Clear tempered glass door with door handle.
	Sauna door: Solid wood door frame and tinted glass door with handle.
	Bedroom 1 door: Hollow core wood door with lacquer paint, and fitted with door lock, door closer, door stopper and door handle.
	Bathroom 1 door: Hollow core wood door with wood veneer and fitted with door lock.
	Bedroom 2 door: Hollow core wood door with lacquer paint, and fitted with door lock, door closer, door stopper and door handle.
	Bathroom 2 door: Hollow core wood door with wood louver, wallpaper, lacquer paint, stainless steel, and fitted with door lock, door closer, door stopper and door handle.
	Bedroom 3 door: Hollow core wood door with lacquer paint, and fitted with door lock, door closer, door stopper and door handle.
	Bathroom 3 door: Hollow core wood door with metal louver, wood veneer, stainless steel and fitted with door lock, door closer, door stopper and door handle.
	Bathroom 4 door: Hollow core wood door with metal louver, wood veneer and stainless steel, and fitted with door lock, door closer and door handle.
	Kitchen door: Fire rated solid core wood door with wood veneer, lacquer paint, stainless steel, glass panel and fitted with door closer and door stopper.
	Store door inside Kitchen: Hollow core wood door with wood veneer and plastic laminate, and fitted with door lock, door closer and door handle.
	Toilet door inside Store: Sliding-folding metal door with glass panel and door lock.
	Back door to Lobby Corridor: Fire rated solid core wood door with mirror, wood veneer, and fitted with door lock.

Balcony door: Aluminium framed sliding-folding tempered double glazing clear glass door fitted with door lock.

Utility Platform door: Aluminium framed tempered double glazing clear glass door fitted with door lock and door stopper.

3. 室內裝置	
裝修單位 (第2座單位12)	
細項	描述
門	大門：選用木皮及不鏽鋼飾面防火實心木門配門鎖、防盜眼、防盜鏈、門鼓及門擋。
	主人睡房門：選用亮面漆及木皮飾面空心木門配門鎖、門鼓、門擋及門柄。
	主人浴室門：選用強化清玻璃門配門柄。
	桑拿房門：選用實木門框及有色玻璃門配門柄。
	睡房1門：選用亮面漆飾面空心木門配門鎖、門鼓、門擋及門柄。
	浴室1門：選用木皮飾面空心木門配門鎖。
	睡房2門：選用亮面漆飾面空心木門配門鎖、門鼓、門擋及門柄。
	浴室2門：選用木百葉、牆紙、亮面漆及不鏽鋼飾面空心木門配門鎖、門鼓、門擋及門柄。
	睡房3門：選用亮面漆飾面空心木門配門鎖、門鼓、門擋及門柄。
	浴室3門：選用金屬百葉、木皮及不鏽鋼飾面空心木門配門鎖、門鼓、門擋及門柄。
	浴室4門：選用金屬百葉、木皮及不鏽鋼飾面空心木門配門鎖、門鼓及門柄。
	廚房門：選用木皮、亮面漆、不鏽鋼及玻璃面板飾面防火實心木門配門鼓及門擋。
	廚房內儲物室門：選用木皮及防火膠板飾面空心木門配門鎖、門鼓及門柄。
	儲物室洗手間門：選用金屬趟摺門配玻璃面板及門鎖。
	往大堂走廊後門：選用鏡、木皮飾面防火實心木門配門鎖。

露台門：選用鋁框強化雙層清玻璃趟摺門配門鎖。

工作平台門：選用鋁框強化雙層清玻璃門配門鎖及門擋。

# FITTINGS, FINISHES AND APPLIANCES

## 裝置、裝修物料及設備

3. Interior Fittings	
Decorative Unit (Block 2 Unit 12)	
Item	Description
Bathroom	<b>Master Bathroom</b>  Fitted with sanitary wares and fittings including enameled cast iron bathtub [1315mm(L) x 635mm(W) x 400mm(D)].  Fitted with glass shower cubicle with handle, and sanitary fittings including hairline finished bathtub mixer with hairline finished handheld shower, hairline finished shower mixer, hairline finished rain shower and hairline finished handheld shower.  Fitted with manually operated wood blind.  Fitted with sprinkler heads and heat detector.  Please refer to “Water Supply” below for the material and type of water supply system.  Please refer to “Appliances Schedule” below for appliances brand name and model number.
	<b>Bathroom 1 &amp; Bathroom 2</b>  Fitted with sanitary wares and fittings including aluminum trihydrate and pure polyester resin composite wash basin and wall mounted vitreous china water closet in concealed water cistern with natural stone finish, hairline finished basin mixer, hairline finished robe hooks, hairline finished toilet paper holder and hairline finished towel ring.  Fitted with glass shower cubicle with handle, and sanitary fittings including hairline finished shower mixer and hairline finished handheld shower.  Bathroom 2 fitted with hairline finished rain shower.  Fitted with wood cabinet with mirror, stainless steel and plastic laminate finish.  Bathroom 1 fitted with manually operated wood blind.  Fitted with sprinkler heads and heat detector.  Please refer to “Water Supply” below for the material and type of water supply system.  Please refer to “Appliances Schedule” below for appliances brand name and model number.
	<b>Bathroom 3</b>  Fitted with sanitary wares and fittings including wall mounted glazed steel basin, wall mounted white ceramic water closet, hairline finished basin mixer, hairline finished toilet paper holder and hairline finished towel ring.  Fitted with sprinkler heads and heat detector.  Please refer to “Water Supply” below for the material and type of water supply system.  Please refer to “Appliances Schedule” below for appliances brand name and model number.
	<b>Bathroom 4</b>  Fitted with sanitary wares and fittings including wall mounted white ceramic water closet in concealed cistern with wood veneer finish, and hairline finished toilet paper holder.  Fitted with sprinkler heads and heat detector.  Please refer to “Water Supply” below for the material and type of water supply system.  Please refer to “Appliances Schedule” below for appliances brand name and model number.

3. 室內裝置	
裝修單位 (第2座單位12)	
細項	描述
浴室	<b>主人浴室</b>  選用浴室潔具及配件包括搪瓷鑄鐵浴缸[1315毫米(長) x 635毫米(闊) x 400毫米(深)]。  設有玻璃淋浴間連門柄，配以浴室配件包括幼紋面浴缸龍頭連幼紋面手持花灑、幼紋面花灑龍頭、幼紋面雨淋花灑及幼紋面手持花灑。  設有手動木百葉簾。  設有消防花灑頭及熱力偵測器。  供水系統的用料及類型見下文「供水」一欄。  設備品牌名稱及產品型號見下文「設備說明表」。
	<b>浴室1及浴室2</b>  選用浴室潔具及配件包括鋁質聚酯合成石洗臉盆、掛牆式陶瓷坐廁連天然石材飾面隱藏式水箱、幼紋面洗臉盆龍頭、幼紋面掛衣鈎、幼紋面廁紙架及幼紋面毛巾圈。  設有玻璃淋浴間連門柄，配以浴室配件包括幼紋面花灑龍頭及幼紋面手持花灑。  浴室2設有幼紋面雨淋花灑。  設有鏡、不鏽鋼及防火膠板飾面木櫃。  浴室1設有手動木百葉簾。  設有消防花灑頭及熱力偵測器。  供水系統的用料及類型見下文「供水」一欄。  設備品牌名稱及產品型號見下文「設備說明表」。
	<b>浴室3</b>  選用浴室潔具及配件包括掛牆式拋光不鏽鋼面洗臉盆、掛牆式白陶瓷坐廁、幼紋面洗臉盆龍頭、幼紋面廁紙架及幼紋面毛巾圈。  設有消防花灑頭及熱力偵測器。  供水系統的用料及類型見下文「供水」一欄。  設備品牌名稱及產品型號見下文「設備說明表」。
	<b>浴室4</b>  選用浴室潔具及配件包括掛牆式白陶瓷坐廁連木皮飾面隱藏式水箱及幼紋面廁紙架。  設有消防花灑頭及熱力偵測器。  供水系統的用料及類型見下文「供水」一欄。  設備品牌名稱及產品型號見下文「設備說明表」。

# FITTINGS, FINISHES AND APPLIANCES

## 裝置、裝修物料及設備

3. Interior Fittings	
Decorative Unit (Block 2 Unit 12)	
Item	Description
Bathroom	<b>Toilet inside Store</b> Fitted with sanitary wares and fittings including vitreous china water closet, vitreous china washbasin, chrome plated basin mixer and chrome plated handheld shower.  Fitted with sprinkler head and heat detector.  Please refer to “Water Supply” below for material and type of water supply system.  Please refer to “Appliances Schedule” below for appliances brand name and model number.
Kitchen	Fitted with wood veneer and matt lacquered door with medium density fiber board cabinets, natural quartz composite surfacing cooking bench, and stainless-steel sink with hot and cold water chrome plated mixer tap.  Fitted with sprinkler head and heat detector.  Please refer to “Water Supply” below for the material and type of water supply system.  Please refer to "Appliances Schedule" below for appliances brand name and model number.
Bedroom	<b>Master Bedroom</b> Fitted with natural stone surface countertop, and sanitary wares and fittings including natural stone washbasins, chrome plated basin mixer and hairline finished robe hooks.  Fitted with wood basin cabinet with mirror and stainless steel finish, and movable mirror panel with stainless steel.  Fitted with wood window pelmets with wallpaper finish.  Fitted with wood cabinet with wood veneer, fabric and stainless steel finish.  Fitted with manually operated fabric curtain and electric fabric curtain.
	<b>Bedroom 1 and Bedroom 2</b> Bedroom 2 fitted with wood window pelmets with emulsion paint finish.  Fitted with wood cabinet with wood veneer finish.  Fitted with manually operated fabric curtain.
	<b>Bedroom 3</b> Fitted with wood window pelmets with emulsion paint finish.  Fitted with natural stone desks with wood cabinet in wood veneer finish, wood bookshelf with natural stone, wood veneer panel and stainless steel finish.  Fitted with manually operated wood blind.
Telephone	Please refer to “Mechanical and Electrical Provisions Plan” and “Schedule of Mechanical and Electrical Provisions of Residential Properties” for location and number of connection points.

3. 室內裝置	
裝修單位 (第2座單位12)	
細項	描述
浴室	<b>儲物室洗手間</b> 選用浴室潔具及配件包括陶瓷坐廁、陶瓷洗臉盆、鍍鉻洗臉盆龍頭及鍍鉻手持花灑。 設有消防花灑頭及熱力偵測器。  供水系統的用料及類型見下文「供水」一欄。 設備品牌名稱及產品型號見下文「設備說明表」。
廚房	選用中密度纖維木板廚櫃系列配木皮及啞面漆飾面門板、天然石英混合物煮食檯面配以不鏽鋼洗滌盤連冷熱水鍍鉻龍頭。  設有消防花灑頭及熱力偵測器。  供水系統的用料及類型見下文「供水」一欄。 設備品牌名稱及產品型號見下文「設備說明表」。
睡房	<b>主人睡房</b> 選用天然石材檯面，配以浴室潔具及配件包括天然石材洗臉盆、鍍鉻洗臉盆龍頭及幼紋掛衣鉤。  設有鏡及不鏽鋼飾面木洗臉盆櫃及可動不鏽鋼飾面鏡面板。  選用牆紙飾面木窗簾盒。  設有木皮、布及不鏽鋼飾面木櫃。  設有手動布窗簾及電動布窗簾。
	<b>睡房1及睡房2</b> 睡房2選用乳膠漆飾面木窗簾盒。  設有木皮飾面木櫃。  設有手動布窗簾。
	<b>睡房3</b> 選用乳膠漆飾面木窗簾盒。  設有天然石材書檯連木皮飾面木櫃，及天然石材、木皮面板及不鏽鋼飾面木書架。  設有手動木百葉簾。
電話	接駁點的位置及數目詳情請參閱「機電裝置平面圖」及「住宅物業機電裝置數量說明表」。



# FITTINGS, FINISHES AND APPLIANCES

## 裝置、裝修物料及設備

3. Interior Fittings	
Decorative Unit (Block 2 Unit 12)	
Item	Description
Aerials	Please refer to “Mechanical and Electrical Provisions Plan” and “Schedule of Mechanical and Electrical Provisions of Residential Properties” for location and number of connection points of TV/FM for Satellite Master Antenna Television (SMATV) system and local TV/FM radio programmes.
Electrical Installations	Electrical switches and socket outlets with concealed conduits are provided in living room, dining room and bedrooms. Three-phase electricity supply with miniature circuit breakers distribution boards are provided for each unit. Please refer to “Mechanical and Electrical Provisions Plan” and “Schedule of Mechanical and Electrical Provisions of Residential Properties” for location and number of power points and air-conditioner points.
Gas Supply	Town Gas meter is provided in individual units. Gas supply pipes are provided and connected to gas cooker-hob and circulation type gas water heaters. Please refer to “Mechanical and Electrical Provisions Plan” for location of gas supply and gas water heaters.
Washing Machine Connection Point	Washing machine connection points (water point and drainage point) are provided. For location of connection points, please refer to the “Mechanical and Electrical Provisions Plan”.
Water Supply	Indirect feed and copper pipes are used for cold and hot water supply system. UPVC pipes are used for flushing water system. Water pipes are partly concealed within concrete and partly exposed. Exposed water pipes may be covered or hidden by false ceilings, bulkheads, cabinets, cladding, partition walls, pipe ducts or other materials. Hot water is available.

3. 室內裝置	
裝修單位 (第2座單位12)	
細項	描述
天線	衛星電視及本地電視/電台接駁點的位置及數目詳情請參閱「機電裝置平面圖」及「住宅物業機電裝置數量說明表」。
電力裝置	客廳、飯廳及睡房均裝有隱藏式導管的電掣及插座。每戶提供三相電力並裝妥漏電斷路器。電插座及空調接駁點位置及數目詳情請參閱「機電裝置平面圖」及「住宅物業機電裝置數量說明表」。
氣體供應	每戶裝妥煤氣錶及煤氣喉接駁至煤氣煮食爐及循環式煤氣熱水爐。氣體供應及熱水爐位置請參閱「機電裝置平面圖」。
洗衣機接駁點	提供洗衣機接駁點(來水位及去水位)。有關接駁點的位置，請參考「機電裝置平面圖」。
供水	冷熱水經間接供水系統並採用銅喉管。沖廁用供水採用膠喉管。水管部分隱藏於混凝土內及部分外露。外露的水管可能被假天花、假陣、貯存櫃、覆面、分間牆、管道槽或其他物料遮蓋或掩藏。設熱水供應。

# FITTINGS, FINISHES AND APPLIANCES

## 裝置、裝修物料及設備

3. Interior Fittings	
Decorative Unit (Block 2 Unit 23)	
Item	Description
Doors	<p>Entrance door: Fire rated solid core wood door with wood veneer and stainless steel, and fitted with door lock, eye viewer, safety chain, door closer and door stopper.</p> <p>Master Bedroom door: Hollow core wood door with wood veneer, fitted with door lock, door closer and door stopper.</p> <p>Master Bathroom door: Clear tempered glass door with door handle.</p> <p>Bedroom 1 door: Hollow core wood door with wood veneer, fitted with door lock, door handle, door closer and door stopper.</p> <p>Bathroom 1 door: Hollow core wood door with wood veneer, fitted with door lock, door handle and door closer.</p> <p>Sauna door: Solid wood door frame and tinted glass door with door handle.</p> <p>Toilet door inside Store: Sliding-folding metal door fitted with glass panel and door lock.</p> <p>Kitchen door: Stainless steel framed fire-resistant glass door with handle.</p> <p>Walk-in Closet door: Hollow core wood door with wood veneer, and fitted with door lock, door handle and door closer.</p> <p>Store door inside Kitchen: Hollow core wood sliding door with wood veneer and fitted with door lock.</p> <p>Balcony door (except from Master Bedroom): Aluminium framed sliding-folding tempered double glazing clear glass door fitted with door lock.</p> <p>Balcony door (from Master Bedroom): Aluminium framed sliding tempered double glazing clear glass door fitted with door lock.</p> <p>Utility Platform door: Aluminium framed tempered double glazing clear glass door fitted with door lock.</p>
Bathroom	<p><b>Master Bathroom</b></p> <p>Fitted with natural stone surface countertop, and sanitary wares and fittings including vitreous china washbasins, floor mounted white ceramic water closet with concealed cistern fitted with mirror finish, white enameled cast iron bathtub [1700mm(L) x 800mm(W) x 460mm(D)], chrome plated basin mixers, chrome plated bathtub mixer, chrome plated handheld shower, chrome plated robe hook and chrome plated toilet paper holder.</p> <p>Fitted with glass shower cubicle with handle, and sanitary fittings including chrome plated shower mixer, chrome plated rain shower, and chrome plated handheld shower.</p> <p>Fitted with black coated electric towel rail.</p> <p>Fitted with wood veneer mirror cabinet.</p> <p>Please refer to “Water Supply” below for the material and type of water supply system.</p> <p>Please refer to “Appliances Schedule” below for appliances brand name and model number.</p>

3. 室內裝置	
裝修單位 (第2座單位23)	
細項	描述
門	<p>大門：選用木皮及不鏽鋼飾面防火實心木門配門鎖、防盜眼、防盜鏈、門鼓及門擋。</p> <p>主人睡房門：選用木皮飾面空心木門配門鎖、門鼓及門擋。</p> <p>主人浴室門：選用強化玻璃門連門柄。</p> <p>睡房1門：選用木皮飾面空心木門配門鎖、門柄、門鼓及門擋。</p> <p>浴室1門：選用木皮飾面空心木門配門鎖、門柄及門鼓。</p> <p>桑拿房門：選用實木門框及有色玻璃門配門柄。</p> <p>儲物室洗手間門：選用金屬趟摺門配玻璃面板及門鎖。</p> <p>廚房門：選用不鏽鋼門框防火玻璃門配門柄。</p> <p>衣帽間門：選用木皮飾面空心木門配門鎖、門柄及門鼓。</p> <p>廚房內儲物室門：選用木皮飾面空心木趟門連門鎖。</p> <p>露台門(除了通往主人睡房)：選用鋁框強化雙層清玻璃趟摺門配門鎖。</p> <p>露台門(通往主人睡房)：選用鋁框強化雙層清玻璃趟門配門鎖。</p> <p>工作平台門：選用鋁框強化雙層清玻璃門配門鎖。</p>
浴室	<p><b>主人浴室</b></p> <p>選用天然石材檯面，配以浴室潔具及配件包括陶瓷洗臉盆、座地式白陶瓷坐廁連鏡飾面隱藏式水箱、白搪瓷鑄鐵浴缸[1700毫米(長) x 800毫米(闊) x 460毫米(深)]、鍍鉻洗臉盆龍頭、鍍鉻浴缸龍頭、鍍鉻手持花灑、鍍鉻掛衣鉤及鍍鉻廁紙架。</p> <p>設有玻璃淋浴間連門柄，配以浴室配件包括鍍鉻花灑龍頭、鍍鉻雨淋花灑及鍍鉻手持花灑。</p> <p>設有黑色塗層電熱毛巾掛架。</p> <p>設有木飾面鏡櫃。</p> <p>供水系統的用料及類型見下文「供水」一欄。</p> <p>設備品牌名稱及產品型號見下文「設備說明表」。</p>

# FITTINGS, FINISHES AND APPLIANCES

## 裝置、裝修物料及設備

3. Interior Fittings	
Decorative Unit (Block 2 Unit 23)	
Item	Description
Bathroom	<b>Bathroom 1</b> Fitted with natural stone surface countertop, and sanitary wares and fittings including vitreous china washbasins, floor mounted white ceramic water closet with concealed cistern fitted with tiles finish, white enameled cast iron bathtub [1700mm(L) x 800mm(W) x 460mm(D)], chrome plated basin mixers, chrome plated bath mixer, chrome plated handheld shower, chrome plated towel bar, chrome plated robe hooks and chrome plated toilet paper holder.  Fitted with wood veneer mirror cabinet and wood basin cabinet in wood veneer and stainless steel finish.  Please refer to “Water Supply” below for the material and type of water supply system.  Please refer to “Appliances Schedule” below for appliances brand name and model number.
	<b>Toilet inside Store</b> Fitted with sanitary wares and fittings including vitreous china water closet, vitreous china washbasin, chrome plated basin mixer and chrome plated handheld shower.  Please refer to “Water Supply” below for the material and type of water supply system.  Please refer to “Appliances Schedule” below for appliances brand name and model number.
	Fitted with wood veneer door with medium density fiber board cabinets, natural quartz composite surfacing cooking bench, and stainless-steel sink with hot and cold water chrome plated mixer tap.  Please refer to “Water Supply” below for the material and type of water supply system.  Please refer to "Appliances Schedule" below for appliances brand name and model number.
Bedroom	<b>Master Bedroom</b> Fitted with wood window pelmets with emulsion paint. Fitted with wood cabinet with fabric panel, wood veneer and stainless steel finish. Fitted with manually operated fabric curtain and electric fabric curtain.
	<b>Walk-in closet in Master Bedroom</b> Fitted with wood cabinet in wood veneer finish. Fitted with wood cabinet in mirror and stainless steel finish.
	<b>Bedroom 1</b> Fitted with wood window pelmets with emulsion paint. Fitted with wood TV cabinet with mirror, wood veneer and stainless steel finish. Fitted with wood cabinet in wood veneer finish. Fitted with manually operated wood blind

3. 室內裝置	
裝修單位 (第2座單位23)	
細項	描述
浴室	<b>浴室1</b> 選用天然石材檯面，配以浴室潔具及配件包括陶瓷洗臉盆、座地式白陶瓷坐廁連瓷磚飾面隱藏式水箱、白搪瓷鑄鐵浴缸[1700毫米(長) x 800毫米(闊) x 460毫米(深)]、鍍鉻洗臉盆龍頭、鍍鉻浴缸龍頭、鍍鉻手持花灑、鍍鉻毛巾桿、鍍鉻掛衣鉤及鍍鉻廁紙架。  設有木飾面鏡櫃及木皮及不鏽鋼飾面木洗臉盆櫃。  供水系統的用料及類型見下文「供水」一欄。  設備品牌名稱及產品型號見下文「設備說明表」。
	<b>儲物室洗手間</b> 選用浴室潔具及配件包括陶瓷坐廁、陶瓷洗臉盆、鍍鉻洗臉盆龍頭及鍍鉻手持花灑。  供水系統的用料及類型見下文「供水」一欄。  設備品牌名稱及產品型號見下文「設備說明表」。
廚房	選用中密度纖維木板廚櫃系列配木皮飾面門板、天然石英混合物煮食檯面配以不鏽鋼洗滌盤連冷熱水鍍鉻龍頭。  供水系統的用料及類型見下文「供水」一欄。  設備品牌名稱及產品型號見下文「設備說明表」。
睡房	<b>主人睡房</b> 選用乳膠漆飾面木窗簾盒。 設有布面板、木皮及不鏽鋼飾面木櫃。 設有手動布窗簾及電動布窗簾。
	<b>主人睡房衣帽間</b> 設有木皮飾面木櫃。 設有鏡及不鏽鋼飾面木櫃。
	<b>睡房1</b> 選用乳膠漆飾面木窗簾盒。 設有鏡、木皮及不鏽鋼飾面木電視櫃。 設有木皮飾面木櫃。 設有手動木百葉。

# FITTINGS, FINISHES AND APPLIANCES

## 裝置、裝修物料及設備

3. Interior Fittings	
Decorative Unit (Block 2 Unit 23)	
Item	Description
Telephone	Please refer to “Mechanical and Electrical Provisions Plan” and “Schedule of Mechanical and Electrical Provisions of Residential Properties” for location and number of connection points.
Aerials	Please refer to “Mechanical and Electrical Provisions Plan” and “Schedule of Mechanical and Electrical Provisions of Residential Properties” for location and number of connection points of TV/FM for Satellite Master Antenna Television (SMATV) system and local TV/FM radio programmes.
Electrical Installations	Electrical switches and socket outlets with concealed conduits are provided in living room, dining room and bedrooms. Three-phase electricity supply with miniature circuit breakers distribution boards are provided for each unit. Please refer to “Mechanical and Electrical Provisions Plan” and “Schedule of Mechanical and Electrical Provisions of Residential Properties” for location and number of power points and air-conditioner points.
Gas Supply	Town Gas meter is provided in individual units. Gas supply pipes are provided and connected to gas cooker-hob and circulation type gas water heaters. Please refer to “Mechanical and Electrical Provisions Plan” for location of gas supply and gas water heaters.
Washing Machine Connection Point	Washing machine connection points (water point and drainage point) are provided. For location of connection points, please refer to the “Mechanical and Electrical Provisions Plan”.
Water Supply	Indirect feed and copper pipes are used for cold and hot water supply system. UPVC pipes are used for flushing water system. Water pipes are partly concealed within concrete and partly exposed. Exposed water pipes may be covered or hidden by false ceilings, bulkheads, cabinets, cladding, partition walls, pipe ducts or other materials. Hot water is available.

3. 室內裝置	
裝修單位 (第2座單位23)	
細項	描述
電話	接駁點的位置及數目詳情請參閱「機電裝置平面圖」及「住宅物業機電裝置數量說明表」。
天線	衛星電視及本地電視/電台接駁點的位置及數目詳情請參閱「機電裝置平面圖」及「住宅物業機電裝置數量說明表」。
電力裝置	客廳、飯廳及睡房均裝有隱藏式導管的電掣及插座。每戶提供三相電力並裝妥漏電斷路器。電插座及空調接駁點位置及數目詳情請參閱「機電裝置平面圖」及「住宅物業機電裝置數量說明表」。
氣體供應	每戶裝妥煤氣錶及煤氣喉接駁至煤氣煮食爐及循環式煤氣熱水爐。氣體供應及熱水爐位置請參閱「機電裝置平面圖」。
洗衣機接駁點	提供洗衣機接駁點(來水位及去水位)。有關接駁點的位置，請參考「機電裝置平面圖」。
供水	冷熱水經間接供水系統並採用銅喉管。沖廁用供水採用膠喉管。水管部分隱藏於混凝土內及部分外露。外露的水管可能被假天花、假陣、貯存櫃、覆面、分間牆、管道槽或其他物料遮蓋或掩藏。設熱水供應。



# FITTINGS, FINISHES AND APPLIANCES

## 裝置、裝修物料及設備

3. Interior Fittings	
Decorative Unit (Block 2 Unit 25)	
Item	Description
Doors	<p>Entrance door: Fire rated solid core wood door with wood veneer and stainless steel, and fitted with door lock, eye viewer, safety chain, door closer and door stopper.</p> <p>Master Bedroom door: Hollow core wood door with wood veneer, and fitted with door lock and door handle.</p> <p>Master Bathroom door: Hollow core wood door with fabric and wood veneer and fitted with door stopper.</p> <p>Bedroom 1 door: Hollow core wood door with wood veneer, stainless steel and fitted with door lock, door handle, door closer and door stopper.</p> <p>Bathroom 1 door: Hollow core wood door with wallpaper, wood veneer, stainless steel, and fitted with door lock, door handle, door closer and door stopper.</p> <p>Bedroom 2 door: Hollow core wood door with wood veneer, stainless steel and fitted with door lock, door handle, door closer and door stopper.</p> <p>Bathroom 2 door: Hollow core wood door with mirror, wood veneer and stainless steel, and fitted with door lock, door handle, door closer and door stopper.</p> <p>Bathroom 3 door: Hollow core wood door with fabric, wood veneer, stainless steel, and fitted with door lock, door handle, door closer and door stopper.</p> <p>Store door inside Kitchen: Hollow core wood door with mirror, wood veneer, stainless steel and fitted with door lock, door handle, door closer and door stopper.</p> <p>Toilet door inside Store: Sliding-folding metal door fitted with glass panel and door lock.</p> <p>Kitchen door: Fire rated solid core wood door finished with wood veneer, glass panel, stainless steel, and fitted with door closer and door stopper.</p> <p>Back door to Lobby Corridor: Fire rated solid core wood door with mirror, wood veneer, stainless steel and fitted with door lock and door closer.</p> <p>Balcony door: Aluminium framed sliding-folding tempered double glazing clear glass door fitted with door lock.</p> <p>Utility Platform door: Aluminium framed tempered double glazing clear glass door fitted with door lock.</p>
Bathroom	<p><b>Master Bathroom</b></p> <p>Fitted with sanitary wares and fittings including natural stone wash basin, volcanic limestone and resin free-stand bathtub [1511mm(L) x 802mm(W) x 600mm(D)] and wall mounted white ceramic water closet with concealed cistern fitted with natural stone finish, chrome plated basin mixers, chrome plated bathtub mixer, chrome plated shower mixer and chrome plated handheld showers, white bronze alloy finished towel ring, white bronze alloy finished robe hook and white bronze alloy finished toilet paper holder.</p> <p>Fitted with black coated electric towel rail.</p> <p>Fitted with wood veneer mirror cabinet and wood basin cabinet in fabric finish.</p> <p>Fitted with manually operated wood blind.</p> <p>Please refer to “Water Supply” below for the material and type of water supply system.</p> <p>Please refer to “Appliances Schedule” below for appliances brand name and model number.</p>

3. 室內裝置	
裝修單位 (第2座單位25)	
細項	描述
門	<p>大門：選用木皮及不鏽鋼飾面防火實心木門配門鎖、防盜眼、防盜鏈、門鼓及門擋。</p> <p>主人睡房門：選用木皮飾面空心木門配門鎖及門柄。</p> <p>主人浴室門：選用布、木皮飾面空心木門及門擋。</p> <p>睡房1門：選用木皮及不鏽鋼飾面空心木門配門鎖、門柄、門鼓及門擋。</p> <p>浴室1門：選用牆紙、木皮、不鏽鋼飾面空心木門配門鎖、門柄、門鼓及門擋。</p> <p>睡房2門：選用木皮及不鏽鋼飾面空心木門配門鎖、門柄、門鼓及門擋。</p> <p>浴室2門：選用鏡及木皮、不鏽鋼飾面空心木門配門鎖、門柄、門鼓及門擋。</p> <p>浴室3門：選用布、木皮、不鏽鋼飾面空心木門配門鎖、門柄、門鼓及門擋。</p> <p>廚房內儲物室門：選用鏡、木皮及不鏽鋼飾面空心木門配門鎖、門柄、門鼓及門擋。</p> <p>儲物室洗手間門：選用金屬趟摺門配玻璃面板及門鎖。</p> <p>廚房門：選用木皮、玻璃面板及不鏽鋼飾面防火實心木門配門鼓及門擋。</p> <p>往大堂走廊後門：選用鏡、木皮及不鏽鋼飾面防火實心木門配門鎖及門鼓。</p> <p>露台門：選用鋁框強化雙層清玻璃趟摺門配門鎖。</p> <p>工作平台門：選用鋁框強化雙層清玻璃門配門鎖。</p>
浴室	<p><b>主人浴室</b></p> <p>選用浴室潔具及配件包括天然石材洗臉盆、獨立式火山石灰岩樹脂浴缸 [1511毫米(長) x 802毫米(闊) x 600毫米(深)]、掛牆式白陶瓷坐廁連天然石材飾面隱藏式水箱、鍍鉻洗臉盆龍頭、鍍鉻浴缸龍頭、鍍鉻花灑龍頭、鍍鉻手持花灑、青銅合金飾面毛巾圈、青銅合金飾面掛衣鉤及青銅合金飾面廁紙架。</p> <p>設有黑色塗層電熱毛巾掛架。</p> <p>設有木飾面鏡櫃及布飾面木洗臉盆櫃。</p> <p>設有手動木百葉簾。</p> <p>供水系統的用料及類型見下文「供水」一欄。</p> <p>設備品牌名稱及產品型號見下文「設備說明表」。</p>

# FITTINGS, FINISHES AND APPLIANCES

## 裝置、裝修物料及設備

3. Interior Fittings	
Decorative Unit (Block 2 Unit 25)	
Item	Description
Bathroom	<b>Bathroom 1</b> Fitted with stainless steel countertop, and sanitary wares and fittings including aluminum trihydrate and pure polyester resin composite wash basin, wall mounted white ceramic water closet with concealed cistern in stainless steel panel, white enameled cast iron bathtub [1800mm(L) x 850mm(W) x 460mm(D)], chrome plated basin mixers, chrome plated bathtub mixer, chrome plated handheld shower, white bronze alloy finished towel bar, white bronze alloy finished robe hook, and white bronze alloy finished toilet paper holder.  Fitted with wood veneer mirror cabinet and wood cabinet in stainless steel panel.  Fitted with manually operated wood blind.  Please refer to “Water Supply” below for the material and type of water supply system.  Please refer to “Appliances Schedule” below for appliances brand name and model number.
	<b>Bathroom 2</b> Fitted with natural stone countertop, and sanitary wares and fittings including vitreous china wash basin, wall mounted white ceramic water closet with concealed cistern in stainless steel panel, chrome plated basin mixers, white bronze alloy finished towel bar, white bronze alloy finished towel ring and white bronze alloy finished toilet paper holder.  Fitted with glass shower cubicle with handle and sanitary fittings including chrome plated shower mixer and chrome plated handheld shower.  Fitted with wood basin cabinet with high gloss lacquered finish and wood veneer mirror cabinet.  Please refer to “Water Supply” below for the material and type of water supply system.  Please refer to “Appliances Schedule” below for appliances brand name and model number.
	<b>Bathroom 3</b> Fitted with stainless steel countertop, and sanitary wares and fittings including natural stone wash basin and wall mounted white ceramic water closet with concealed cistern in stainless steel panel, black coated ceiling mounted basin mixers, silicon bronze alloy finished towel ring, and silicon bronze alloy finished toilet paper holder.  Fitted with wood basin cabinet with stainless steel finishes.  Please refer to “Water Supply” below for the material and type of water supply system.  Please refer to “Appliances Schedule” below for appliances brand name and model number.
	<b>Toilet inside Store</b> Fitted with sanitary wares and fittings including vitreous china washbasin, vitreous china water closet, chrome plated basin mixer and chrome plated handheld shower.  Please refer to “Water Supply” below for the material and type of water supply system.  Please refer to “Appliances Schedule” below for appliances brand name and model number.

3. 室內裝置	
裝修單位 (第2座單位25)	
細項	描述
浴室	<b>浴室1</b>  選用不鏽鋼檯面，配以浴室潔具及配件包括鋁質合成石洗臉盆、掛牆式白陶瓷坐廁連不鏽鋼飾面隱藏式水箱、白色搪瓷鑄鐵浴缸[1800毫米(長) x 850毫米(闊) x 460毫米(深)]、鍍鉻洗臉盆龍頭、鍍鉻浴缸龍頭、鍍鉻手持花灑、青銅合金飾面毛巾桿、青銅合金飾面掛衣鉤及青銅合金飾面廁紙架。  設有木飾面鏡櫃及不鏽鋼面板木櫃。  設有手動木百葉簾。  供水系統的用料及類型見下文「供水」一欄。  設備品牌名稱及產品型號見下文「設備說明表」。
	<b>浴室2</b>  選用天然石材檯面，配以浴室潔具及配件包括陶瓷洗臉盆、掛牆式白陶瓷坐廁連不鏽鋼飾面隱藏式水箱、鍍鉻飾面洗臉盆龍頭、青銅合金飾面毛巾桿、青銅合金飾面毛巾圈及青銅合金飾面廁紙架。  設有玻璃淋浴間連門柄，配以浴室配件包括鍍鉻花灑龍頭及鍍鉻手持花灑。  設有光面漆飾面木洗臉盆櫃及木飾面鏡櫃。  供水系統的用料及類型見下文「供水」一欄。  設備品牌名稱及產品型號見下文「設備說明表」。
	<b>浴室3</b>  選用不鏽鋼檯面，配以浴室潔具及配件包括天然石洗臉盆、掛牆式白陶瓷坐廁連不鏽鋼飾面隱藏式水箱、黑色塗層天花式洗臉盆龍頭、矽青銅合金飾面毛巾圈及矽青銅合金飾面廁紙架。  設有不鏽鋼飾面木洗臉盆櫃。  供水系統的用料及類型見下文「供水」一欄。  設備品牌名稱及產品型號見下文「設備說明表」。
	<b>儲物室洗手間</b>  選用浴室潔具及配件包括陶瓷洗臉盆、陶瓷坐廁、鍍鉻洗臉盆龍頭及鍍鉻手持花灑。  供水系統的用料及類型見下文「供水」一欄。  設備品牌名稱及產品型號見下文「設備說明表」。

# FITTINGS, FINISHES AND APPLIANCES

## 裝置、裝修物料及設備

3. Interior Fittings	
Decorative Unit (Block 2 Unit 25)	
Item	Description
Kitchen	<p>Fitted with wood veneer door and high gloss lacquered door with medium density fiber board cabinets, natural quartz composite surfacing cooking bench, and stainless-steel sink with chrome plated hot and cold water mixer tap.</p> <p>Please refer to “Water Supply” below for the material and type of water supply system.</p> <p>Please refer to "Appliances Schedule" below for appliances brand name and model number.</p>
Bedroom	<p><b>Master Bedroom</b></p> <p>Fitted with wood window pelmets with emulsion paint.</p> <p>Fitted with wood cabinet with wall paper, stainless steel, and wood veneer finish.</p> <p>Fitted with wood TV cabinet in wall paper, stainless steel, and wood veneer finish.</p> <p>Fitted with wood cabinet wood veneer and stainless steel finish.</p> <p>Fitted with manually operated fabric curtain and electric fabric curtain.</p>
	<p><b>Bedroom 1</b></p> <p>Fitted with wood window pelmets with emulsion paint.</p> <p>Fitted with wood TV cabinet with wood veneer panel and stainless steel finish.</p> <p>Fitted with wood cabinet with wall paper, wood veneer and stainless steel finish.</p> <p>Fitted with manually operated fabric curtain.</p>
	<p><b>Bedroom 2</b></p> <p>Fitted with wood window pelmets with emulsion paint.</p> <p>Fitted with wood TV cabinet with wood veneer panel, fabric and stainless steel finish.</p> <p>Fitted with wood cabinet with wood veneer and stainless steel finish.</p> <p>Fitted with manually operated fabric curtain.</p>
Telephone	Please refer to “Mechanical and Electrical Provisions Plan” and “Schedule of Mechanical and Electrical Provisions of Residential Properties” for location and number of connection points.
Aerials	Please refer to “Mechanical and Electrical Provisions Plan” and “Schedule of Mechanical and Electrical Provisions of Residential Properties” for location and number of connection points of TV/FM for Satellite Master Antenna Television (SMATV) system and local TV/FM radio programmes.
Electrical Installations	Electrical switches and socket outlets with concealed conduits are provided in living room, dining room and bedrooms. Three-phase electricity supply with miniature circuit breakers distribution boards are provided for each unit. Please refer to “Mechanical and Electrical Provisions Plan” and “Schedule of Mechanical and Electrical Provisions of Residential Properties” for location and number of power points and air-conditioner points.
Gas Supply	Town Gas meter is provided in individual units. Gas supply pipes are provided and connected to gas cooker-hob and circulation type gas water heaters. Please refer to “Mechanical and Electrical Provisions Plan” for location of gas supply and gas water heaters.

3. 室內裝置	
裝修單位 (第2座單位25)	
細項	描述
廚房	<p>選用中密度纖維木板廚櫃系列配木皮飾面門板及光面漆飾面門板、天然石英混合物煮食檯面配以不鏽鋼洗滌盤連冷熱水鍍鉻龍頭。</p> <p>供水系統的用料及類型見下文「供水」一欄。</p> <p>設備品牌名稱及產品型號見下文「設備說明表」。</p>
睡房	<p><b>主人睡房</b></p> <p>選用乳膠漆飾面木窗簾盒。</p> <p>設有牆紙、不鏽鋼及木皮飾面木櫃。</p> <p>設有牆紙、不鏽鋼及木皮飾面木電視櫃。</p> <p>設有木皮及不鏽鋼飾面木櫃。</p> <p>設有手動布窗簾及電動布窗簾。</p>
	<p><b>睡房1</b></p> <p>選用乳膠漆飾面木窗簾盒。</p> <p>設有木皮及不鏽鋼飾面木電視櫃。</p> <p>設有牆紙、木皮及不鏽鋼飾面木櫃。</p> <p>設有手動布窗簾。</p>
	<p><b>睡房2</b></p> <p>選用乳膠漆飾面木窗簾盒。</p> <p>設有木皮面板、布及不鏽鋼飾面木電視櫃。</p> <p>設有木皮及不鏽鋼飾面木櫃。</p> <p>設有手動布窗簾。</p>
電話	接駁點的位置及數目詳情請參閱「機電裝置平面圖」及「住宅物業機電裝置數量說明表」。
天線	衛星電視及本地電視/電台接駁點的位置及數目詳情請參閱「機電裝置平面圖」及「住宅物業機電裝置數量說明表」。
電力裝置	客廳、飯廳及睡房均裝有隱藏式導管的電掣及插座。每戶提供三相電力並裝妥漏電斷路器。電插座及空調接駁點位置及數目詳情請參閱「機電裝置平面圖」及「住宅物業機電裝置數量說明表」。
氣體供應	每戶裝妥煤氣錶及煤氣喉接駁至煤氣煮食爐及循環式煤氣熱水爐。氣體供應及熱水爐位置請參閱「機電裝置平面圖」。

# FITTINGS, FINISHES AND APPLIANCES

## 裝置、裝修物料及設備

3. Interior Fittings	
Decorative Unit (Block 2 Unit 25)	
Item	Description
Washing Machine Connection Point	Washing machine connection points (water point and drainage point) are provided. For location of connection points, please refer to the “Mechanical and Electrical Provisions Plan”.
Water Supply	Indirect feed and copper pipes are used for cold and hot water supply system. UPVC pipes are used for flushing water system. Water pipes are partly concealed within concrete and partly exposed. Exposed water pipes may be covered or hidden by false ceilings, bulkheads, cabinets, cladding, partition walls, pipe ducts or other materials. Hot water is available.

4. Miscellaneous	
Item	Description
Lifts	Two “Schindler” passenger lifts in Block 2 (Model no. 5500MMR) serving all residential floors and clubhouse. One “Schindler” passenger lift in each of Block 1 and 3 (Model no. 5500MMR) serving B1/F, G/F and all residential floors.
Letter Box	Metal letter box.
Refuse Collection	Refuse room for refuse collection is provided on each residential floor and refuse is collected by cleansing worker. Central storage material recovery chamber is located at G/F.
Water Meter, Electricity Meter and Gas Meter	Separate meters of water and electricity for all residential units are provided in common meter rooms and meter cabinets. Separate gas meters for all residential units are provided in kitchen except that gas meter for Block 2 Unit 3 is provided in its terrace.

5. Security facilities	
Item	Description
Security Facilities	CCTV cameras are provided at G/F entrance lobbies, basement lift lobbies, lift, fence wall and car park and connected to caretaker’s office, caretaker’s quarter, caretaker’s concierge and guard room. Full access to control of CCTV system is provided for caretaker’s office and caretaker’s quarter while concierge and guard room are provided with monitor only. “Smart card” reader for access control is provided at the G/F entrance lobby and basement lift lobby. Video door phone connected to G/F entrance lobby and basement lift lobby is provided in each residential unit.

6. Appliances
Please refer to “Appliances Schedule”

The vendor undertakes that if lifts or appliances of the specified brand name or model number are not installed in the Development, lifts or appliances of comparable quality will be installed.

3. 室內裝置	
裝修單位 (第2座單位25)	
洗衣機接駁點	提供洗衣機接駁點(來水位及去水位)。有關接駁點的位置，請參考「機電裝置平面圖」。
供水	冷熱水經間接供水系統並採用銅喉管。沖廁用供水採用膠喉管。水管部分隱藏於混凝土內及部分外露。外露的水管可能被假天花、假陣、貯存櫃、覆面、分間牆、管道槽或其他物料遮蓋或掩藏。設熱水供應。

4. 雜項	
細項	描述
升降機	第2座設有兩部“迅達”客用升降機 (產品型號：5500MMR) 直達各住宅及會所樓層。第1座及3座各設有一部“迅達”客用升降機 (產品型號：5500MMR) 直達地下1層、地下及所有住宅樓層。
信箱	金屬信箱。
垃圾收集	每層住宅樓層設垃圾房，由清潔工人收集垃圾。另設中央垃圾收集房於地下。
水錶、電錶及氣體錶	每個住宅單位的獨立水、電錶設於公用錶房及錶櫃。每個住宅單位的獨立氣體錶設於廚房，除了第2座單位3的氣體錶設於前庭。

5. 保安設施	
細項	描述
保安系統	閉路電視設於地下入口大堂、地庫升降機大堂、升降機、圍牆及停車場，並連接管理員辦事處、管理員宿舍、管理員櫃檯和守衛室。於管理員辦事處及管理員宿舍內則設有閉路電視控制系統，而櫃檯和守衛室內則僅設有監視器。於地下入口大堂及地庫升降機大堂設有「智能卡」閱讀器。每個住宅單位設視像對講機連接住宅地下入口大堂及地庫升降機大堂。

6. 設備
請參閱 「設備說明表」

賣方承諾如發展項目中沒有安裝指明的品牌名稱或產品型號的升降機或設備，便會安裝品質相若的升降機或設備。



FITTINGS, FINISHES AND APPLIANCES

裝置、裝修物料及設備

Appliances Schedule 設備說明表

Location 位置	Appliances 設備	Brand Name 品牌名稱	Model No. 產品型號	Block 1 第1座			Block 2 第2座																											Block 3 第3座							
				Unit 單位			Penthouse 頂層單位	Unit 單位																											Penthouse 頂層單位				Unit 單位		Penthouse 頂層單位
				1	2	3	A	1	2	3	5	6	7	8	9	10	11	12	13	15	16	17	18	19	20	21	22	23	25	26	27	A	B	C	D	1	2	A			
Living Room & Dining Room 客廳及飯廳	Split Type Air- conditioner Indoor Unit 分體式冷氣機 (室內機)	DAIKIN 大金	FXAQ32PVE (IU-12)	-	-	-	-	-	-	-	-	-	-	-	-	-	-	1	-	-	-	1	-	-	1	-	-	-	-	-	-	-	-	-	-	-	-				
			FXAQ50PVE (IU-18)	2	2	2	2	-	-	-	-	-	-	-	-	-	-	-	2	-	-	-	-	-	-	-	-	-	-	-	-	-	-	-	2	2	-				
			FXAQ63PVE (IU-24)	-	-	-	-	2	2	2	2	2	-	2	2	2	-	2	-	2	2	2	2	2	2	2	-	-	2	2	2	2	2	2	2	-	1				
			FXDQ25PBVE (VIU-O9D)	-	-	-	-	-	-	-	-	-	-	-	-	-	-	-	-	-	-	-	-	-	-	-	-	-	-	-	1	-	-	-	-	-	-				
			FXDQ32PBVE (VIU-12D)	-	-	-	-	-	-	-	-	-	-	-	-	-	-	-	-	-	-	-	-	1	-	-	-	-	-	-	-	-	-	-	1	1	-				
			FXDQ50NBVE (VIU-18D)	1	1	1	1	1	1	-	1	1	1	1	1	-	1	1	1	1	1	1	-	-	1	1	-	4	1	1	-	-	1	1	1	-	-	-			
			FXDQ63NBVE (VIU-24D)	-	-	-	-	-	-	1	-	-	2	-	-	1	-	2	-	-	-	-	-	-	-	-	-	-	2	-	-	-	-	-	-	-	-	1			
			FJDHP56QPVC(VIU-18D)	-	-	-	-	-	-	-	-	-	-	-	-	-	-	-	-	-	-	-	-	-	-	-	-	-	-	1	-	-	-	-	-	-	-				
			FJDHP71QPVC(VIU-24D)	-	-	-	-	-	-	-	-	-	-	-	-	-	-	-	-	-	-	-	1	-	-	-	1	-	-	-	-	-	-	-	-	-	-	-			
Master Bedroom 主人睡房			FXAQ32PVE (IU-12)	-	-	-	-	1	1	1	-	-	-	-	-	-	-	-	-	-	-	-	-	-	-	-	-	-	-	-	-	-	-	-	-	-	-	-			
			FXDQ32PBVE (VIU-12D)	-	-	-	-	-	-	-	-	-	-	-	-	-	2	-	1	2	1	-	-	2	2	-	-	2	2	-	-	2	2	-	-	-	-	-			
			FXDQ50NBVE (VIU-18D)	1	1	1	1	-	-	1	-	-	-	-	-	-	-	-	-	-	1	1	-	-	-	1	1	-	-	1	-	-	-	1	-	-	-				
			FXDQ63NBVE (VIU-24D)	-	-	-	-	1	-	-	1	1	1	1	1	1	-	1	-	-	-	-	1	-	-	-	-	-	-	-	1	-	-	-	1	-	1				
			FJDHP71QPVC(VIU-24D)	-	-	-	-	-	1	-	-	-	-	-	-	-	-	-	-	-	-	-	-	-	-	-	-	-	-	-	-	-	-	-	-	1	-				
Bedroom 1 睡房 1			FXAQ25PVE (IU-O9)	1	1	1	1	-	-	-	-	-	-	-	-	-	-	-	-	-	-	-	-	-	-	-	-	-	-	-	-	-	-	-	-	-	-				
			FXAQ32PVE (IU-12)	1	1	1	1	-	-	1	-	-	-	-	-	2	-	-	1	1	1	1	1	1	1	1	-	-	1	-	1	1	1	-	1	1	1				
			FXAQ50PVE (VIU-18)	-	-	-	-	-	1	-	1	1	-	1	1	1	-	-	1	-	-	-	-	-	-	-	-	-	-	1	-	-	-	1	-	-	-				
			FXDQ32PBVE (VIU-12D)	-	-	-	-	-	-	1	-	-	-	-	-	-	-	-	-	-	-	-	-	-	-	-	1	1	-	-	-	-	-	-	-	-					
			FXDQ50NBVE (VIU-18D)	-	-	-	-	-	-	-	-	1	-	-	-	-	1	-	-	-	-	-	-	-	-	-	-	-	-	-	-	-	-	-	-	-	-				
Bedroom 2 睡房 2			FXAQ32PVE (IU-12)	-	-	-	-	-	1	1	1	1	-	1	1	-	-	-	-	-	1	-	-	-	-	-	-	-	-	1	1	-	-	1	1	-	1	1			
			FXAQ50PVE (IU-18)	-	-	-	-	-	-	-	-	-	-	-	-	-	-	-	-	1	1	-	-	1	1	-	-	-	1	-	-	1	1	-	-	-	-				
			FXAQ50PVE (IU-24)	-	-	-	-	-	-	-	-	-	-	-	-	-	-	-	-	-	-	-	-	-	-	-	-	-	-	-	-	-	-	-	-	-	-				
			FXDQ32PBVE (VIU-12D)	-	-	-	-	-	-	-	-	-	-	-	-	-	1	-	-	-	-	-	-	-	-	-	-	-	-	-	-	-	-	-	-	-					
			FXDQ50NBVE (VIU-18D)	-	-	-	-	-	-	-	-	-	-	-	-	-	1	-	-	-	-	-	-	-	-	-	-	-	-	-	-	-	1	-	-	-	-				
Bedroom 3 睡房 3			FXAQ25PVE (IU-O9)	-	-	-	-	-	-	-	-	-	-	-	-	1	-	-	-	-	-	-	-	-	-	-	-	-	-	-	-	-	-	-	-	-	-				
			FXAQ32PVE (IU-12)	-	-	-	-	-	-	1	1	1	-	1	1	-	-	-	-	-	-	-	-	-	-	-	-	-	-	-	-	-	-	-	1	-	-				
			FXDQ32PBVE (VIU-12D)	-	-	-	-	-	-	-	-	-	-	-	-	-	-	-	-	-	-	-	-	-	-	-	-	-	-	-	-	-	-	-	-	-					

Note : 1. “1, 2, .....” denotes the quantity of such provision(s) provided in the residential property.  
“-” denotes “not provided”.

備註： 1. “1, 2, .....” 表示提供於該住宅物業內的裝置數量。符號 “-” 表示 “不提供”。

The vendor undertakes that if lifts or appliances of the specified brand name or model number are not installed in the Development, lifts or appliances of comparable quality will be installed.  
賣方承諾如發展項目中沒有安裝指明的品牌名稱或產品型號的升降機或設備，便會安裝品質相若的升降機或設備。

# FITTINGS, FINISHES AND APPLIANCES

裝置、裝修物料及設備

Appliances Schedule 設備說明表

Location 位置	Appliances 設備	Brand Name 品牌名稱	Model No. 產品型號	Block 1 第1座				Block 2 第2座																												Block 3 第3座					
				Unit 單位			Penthouse 頂層單位	Unit 單位																											Penthouse 頂層單位				Unit 單位		Penthouse 頂層單位
				1	2	3		A	1	2	3	5	6	7	8	9	10	11	12	13	15	16	17	18	19	20	21	22	23	25	26	27	A	B	C	D	1	2	A		
Kitchen 廚房	Split Type Air- conditioner Indoor Unit 分體式冷氣機 (室內機)	DAIKIN 大金	FXDQ32PBVE (VIU-12D)	1	1	1	1	1	-	-	1	1	1	-	1	1	-	1	1	1	-	-	-	1	1	1	-	1	1	1	-	1	1	1	1	1	1	1	1		
			FXDQ50NBVE (VIU-18D)	-	-	-	-	-	-	1	-	-	-	-	-	-	1	-	-	-	-	-	-	-	-	-	-	-	-	-	-	-	-	-	-	-	-	-	-		
			FXDQ63NBVE (VIU-24D)	-	-	-	-	-	-	-	-	-	1	-	-	1	-	-	-	1	1	-	-	-	-	-	-	-	-	-	-	-	-	-	-	-	-	-	-		
			FXAQ32PVE (IU-12)	-	-	-	-	-	1	-	-	-	-	-	-	-	-	-	-	-	-	-	-	-	-	-	-	-	-	-	-	-	-	-	-	-	-	-	-		
			FJDHP36QPVC(VIU-12D)	-	-	-	-	-	1	-	-	-	-	-	-	-	-	-	-	-	-	-	1	-	-	-	1	-	-	-	1	-	-	-	-	-	-	-	-		
Store inside Kitchen 廚房儲物室			FXAQ25PVE (IU-O9)	1	1	1	1	1	1	1	1	1	1	1	1	1	1	1	1	1	1	1	-	1	1	1	-	1	1	1	-	1	1	1	1	1	1	1	1		
			FXAQ32PVE (VIU-12)	-	-	-	-	-	-	-	-	-	-	-	-	-	-	-	-	-	-	-	-	-	-	-	-	-	-	-	-	-	-	-	-	-	-	-			
Store 儲物室			FJAP28NVC(VIU-O9)	-	-	-	-	-	-	-	-	-	-	-	-	-	-	-	-	-	-	1	-	-	-	1	-	-	-	1	-	-	-	-	-	-	-	-			
			FJAP36NVC(VIU-12)	-	-	-	-	-	-	-	-	-	-	-	-	-	-	-	-	-	-	-	-	-	-	-	-	-	-	-	-	-	-	-	-	-	-	-			
			FJAP28NVC(IU-O9)	-	-	-	-	-	-	-	-	-	-	-	-	-	-	-	1*+1#	1	-	-	-	-	-	-	-	-	-	-	-	-	-	-	-	-	-	-			
Walk-in Closet 衣帽間			FJAP36NVC(IU-12)	1	1	1	1	-	-	-	-	-	-	-	-	-	-	-	-	-	-	-	-	1	1	-	-	-	1	-	-	1	1	-	-	1	1				
			FXAQ25PVE (IU-O9)	-	-	-	-	-	-	-	-	-	-	-	-	-	-	-	-	-	-	-	-	-	-	-	-	-	-	-	-	-	-	-	-	-	-				
Stairhood 梯屋			FXAQ32PVE (IU-12)	-	-	-	-	-	-	-	-	-	-	-	-	-	-	-	-	-	-	-	-	-	-	-	-	-	-	-	-	-	-	-	-	-	-				
			FJAP28MMVC(IU-O9)	-	-	-	-	-	-	-	-	-	-	-	-	-	-	-	-	-	-	-	-	-	-	-	-	-	-	-	-	-	-	-	-	1	-				
	FTXS50FVMA8 (IU-24H)	-	-	-	-	-	-	-	-	-	-	-	-	-	-	-	-	-	-	-	-	-	-	-	-	-	-	-	-	1	1	1	1	-	-						
Air- Conditioner Platform (Common Area) 冷氣機平台 (公用地方)	Split Type Air- Conditioner Outdoor Unit 分體式冷氣機 (室外機)	DAIKIN 大金	FTXS60FVMA8 (IU-30H)	-	-	-	1	-	-	-	-	-	-	-	-	-	-	-	-	-	-	-	-	-	-	-	-	-	-	-	-	-	-	-	-	-					
			RXYMQ4PVE (VOU-4)	-	1	1	1	1	-	-	-	-	-	-	-	-	-	-	1	-	-	-	1	-	-	-	1	-	-	-	1	-	-	-	1	-	-				
			RXYMQ5PVE (VOU-5)	2	1	1	-	1	-	2	1	1	3	1	1	3	-	-	3	2	-	1	2	1	-	-	2	-	2	-	-	-	1	1	-	-	-				
			RXYMQ6PVE (VOU-6)	1	1	1	1	1	2	2	2	2	-	2	2	-	3	3	-	-	3	2	-	1	3	3	-	2	1	3	2	2	2	2	2	2	2				
			RXS50FVMA (OU-24H)	-	-	-	-	-	-	-	-	-	-	-	-	-	-	-	-	-	-	-	-	-	-	-	-	-	-	-	-	-	-	-	-	-					
			RXS60FVMA (OU-30H)	-	-	-	-	-	-	-	-	-	-	-	-	-	-	-	-	-	-	-	-	-	-	-	-	-	-	-	-	-	-	-	-	-					
			RJQ5ABV(VOU-5)	-	-	-	-	-	1	-	-	-	-	-	-	-	-	-	-	-	-	1	-	-	-	1	-	-	-	1	-	-	-	-	-	1					
			RXYMQ5PVE (VOU-5)	-	-	-	1	-	-	-	-	-	-	-	-	-	-	-	-	-	-	-	-	-	-	-	-	-	-	-	-	-	-	1	-	-					
			RXS50FVMA (OU-24H)	-	-	-	-	-	-	-	-	-	-	-	-	-	-	-	-	-	-	-	-	-	-	-	-	-	-	-	1	1	1	1	-	-					
			Flat Roof 平台	RXS60FVMA (OU-30H)	-	-	-	1	-	-	-	-	-	-	-	-	-	-	-	-	-	-	-	-	-	-	-	-	-	-	-	-	-	-	-	-	-				

Notes : 1. “1, 2, .....” denotes the quantity of such provision(s) provided in the residential property.  
“-” denotes “not provided”.  
2. “\*” denotes the store near bedroom 1, “#” denotes the store near bedroom 2.

備註： 1. “1, 2, .....” 表示提供於該住宅物業內的裝置數量。符號“-”表示“不提供”。  
2. “\*”表示近睡房1的儲物室，“#”表示近睡房2的儲物室。

The vendor undertakes that if lifts or appliances of the specified brand name or model number are not installed in the Development, lifts or appliances of comparable quality will be installed.

賣方承諾如發展項目中沒有安裝指明的品牌名稱或產品型號的升降機或設備，便會安裝品質相若的升降機或設備。

FITTINGS, FINISHES AND APPLIANCES

裝置、裝修物料及設備

Appliances Schedule 設備說明表

Location 位置	Appliances 設備	Brand Name 品牌名稱	Model No. 產品型號	Block 1 第1座				Block 2 第2座																												Block 3 第3座					
				Unit 單位			Penthouse 頂層單位	Unit 單位																											Penthouse 頂層單位				Unit 單位		Penthouse 頂層單位
				1	2	3	A	1	2	3	5	6	7	8	9	10	11	12	13	15	16	17	18	19	20	21	22	23	25	26	27	A	B	C	D	1	2	A			
Living Room & Dining Room 客廳及飯廳	TV 電視機	Samsung 三星	UA65F 9000 65"	-	-	-	-	-	-	-	1	-	-	-	-	1	-	-	-	-	-	-	-	-	-	1	1	-	-	-	-	-	-	-	-	-	-				
	Steam Oven 蒸爐	Gaggenau	BSP ZZI 110	-	-	-	-	-	-	-	-	-	-	-	-	-	-	-	-	-	-	-	-	-	-	1	-	-	-	-	-	-	-	-	-	-					
	Wine Fridge 酒櫃		RW 404 260	-	-	-	-	-	-	-	-	-	-	-	-	-	-	-	-	-	-	-	-	-	-	1	-	-	-	-	-	-	-	-	-	-					
Master Bedroom 主人睡房	TV 電視機	Sharp 聲寶	LC52 LX265H 52"	-	-	-	-	-	-	-	-	-	-	-	1	-	-	-	-	-	-	-	-	-	-	1	1	-	-	-	-	-	-	-	-	-					
			LC60 LX265H 60"	-	-	-	-	-	-	1	-	-	-	-	-	-	-	-	-	-	-	-	-	-	-	-	-	-	-	-	-	-	-	-	-	-					
Bedroom 1 睡房 1	TV 電視機	Samsung 三星	UA32M 5000 32"	-	-	-	-	-	-	-	-	-	-	-	1	-	-	-	-	-	-	-	-	-	-	-	-	-	-	-	-	-	-	-	-	-					
		Sharp 聲寶	LC52 LX265H 52"	-	-	-	-	-	-	1	-	-	-	-	-	-	-	-	-	-	-	-	-	-	-	1	1	-	-	-	-	-	-	-	-	-					
Bedroom 2 睡房 2	TV 電視機	Sharp 聲寶	LC52 LX265H 52"	-	-	-	-	-	-	-	-	-	-	-	-	-	-	-	-	-	-	-	-	-	-	-	1	-	-	-	-	-	-	-	-	-					
Master Bathroom 主人浴室	TV 電視機	Oolaa	BTV12 (B) 11.6"	-	-	-	-	-	-	-	-	-	-	-	-	-	-	-	-	-	-	-	-	-	-	1	-	-	-	-	-	-	-	-	-						
			BTV17 (B) 17"	-	-	-	-	-	1	-	-	-	-	-	-	-	-	-	-	-	-	-	-	-	-	1	-	-	-	-	-	-	-	-	-						
			SBTV10 (MG)	-	-	-	-	1	1	1	1	1	-	1	1	1	1	-	1	1	1	1	1	1	1	1	-	-	1	1	-	-	-	-	-	-					
	Electronic Towel Heater 電熱毛巾架	Hydrotherm	TRI/600-CP+DHWA-CP	-	-	-	-	1	1	1	1	1	-	1	1	1	1	-	1	1	1	1	1	1	1	-	-	1	1	-	-	-	-	-	-						
	Electronic Towel Heater 電熱毛巾架	Vasco	CARRÉ CB-EL 21/500	-	-	-	-	-	-	1	-	-	-	-	-	-	-	-	-	-	-	-	-	-	-	1	-	-	-	-	-	-	-	-	-						
	Electronic Towel Heater 電熱毛巾架	Vola	T39EL-6-17	-	-	-	-	-	-	-	-	-	-	-	-	-	-	-	-	-	-	-	-	-	-	-	1	-	-	-	-	-	-	-	-	-					
Sauna 桑拿房	Sauna Heater 桑拿爐	Tylo	Sense Plus 6kW	-	-	-	-	-	-	-	-	-	-	-	1	-	-	-	-	-	-	-	-	-	-	-	-	-	-	-	-	-	-	-	-						
			Sense Plus 8kW	-	-	-	-	-	-	-	-	-	-	-	-	-	-	-	-	-	-	-	-	-	-	-	1	-	-	-	-	-	-	-	-	-					
Store inside, Kitchen 廚房內的 儲物室	Wi-Fi Router 無線路由器	Linksys	EA 6300	1	1	1	1	1	1	1	1	1	1	1	1	1	1	1	1	1	1	1	1	1	1	1	1	1	1	1	1	1	1	1	1	1					
	Integrated Washer & Dryer 洗衣乾衣機	Miele	WT 2780	-	-	-	-	-	-	-	-	-	-	-	-	-	-	-	-	-	-	-	-	-	-	1	-	-	-	-	-	-	-	-	-						

Note : 1. “1, 2, .....” denotes the quantity of such provision(s) provided in the residential property.  
“-” denotes “not provided”.

備註： 1. “1, 2, .....” 表示提供於該住宅物業內的裝置數量。符號 “-” 表示 “不提供”。

The vendor undertakes that if lifts or appliances of the specified brand name or model number are not installed in the Development, lifts or appliances of comparable quality will be installed.  
賣方承諾如發展項目中沒有安裝指明的品牌名稱或產品型號的升降機或設備，便會安裝品質相若的升降機或設備。

FITTINGS, FINISHES AND APPLIANCES

裝置、裝修物料及設備

Appliances Schedule 設備說明表

Location 位置	Appliances 設備	Brand Name 品牌名稱	Model No. 產品型號	Block 1 第1座			Block 2 第2座																											Block 3 第3座							
				Unit 單位			Penthouse 頂層單位	Unit 單位																											Penthouse 頂層單位				Unit 單位		Penthouse 頂層單位
				1	2	3		A	1	2	3	5	6	7	8	9	10	11	12	13	15	16	17	18	19	20	21	22	23	25	26	27	A	B	C	D	1	2	A		
Kitchen 廚房	TV 電視機	Oolaa	BTV12 (B) 11.6"	-	-	-	-	-	-	-	-	-	-	-	-	-	-	-	-	-	-	-	-	-	-	-	1	-	-	-	-	-	-	-	-	-	-	-	-		
			BTV15 (B) 15"	-	-	-	-	-	-	1	-	-	-	-	-	-	-	-	-	-	-	-	-	-	-	-	-	-	-	-	-	-	-	-	-	-	-	-			
			SBTV15 (B) 15"	-	-	-	-	-	-	-	-	-	-	-	-	1	-	-	-	-	-	-	-	-	-	-	-	1	-	-	-	-	-	-	-	-	-	-	-		
	Cookerhood 抽油煙機	Gaggenau	AW 200 120	-	-	-	-	-	1	1	1	1	-	1	1	-	1	1	-	-	1	1	-	-	1	1	-	1	1	1	-	-	-	-	-	-	-	-	-		
			AW 200 192	-	-	-	-	1	-	-	-	-	-	-	-	1	-	-	1	1	-	-	1	1	-	-	1	-	-	-	1	-	-	-	-	-	-	-	-		
		Smeg	KD 100N-2	-	-	-	-	-	-	-	1	-	-	-	-	-	-	-	-	-	-	-	-	-	-	-	-	-	-	-	-	-	-	-	-	-	-	-			
			Gaggenau	VG 231 334 SG	-	-	-	-	1	1	1	1	1	1	1	1	1	1	1	1	1	1	1	1	1	1	1	1	1	1	1	1	1	1	1	-	-	-	-	-	-
				VG 232 334	-	-	-	-	1	1	1	1	1	1	1	1	1	1	1	1	1	1	1	1	1	1	1	1	1	1	1	1	1	1	1	1	-	-	-	-	-
	Gas Cooking Hob 煤氣煮食機	Gaggenau		VI 230 134	-	-	-	-	-	1	1	1	1	1	1	1	-	1	-	-	1	1	-	-	1	1	-	1	-	1	-	-	-	-	-	-	-	-	-	-	
				VR 230-134	-	-	-	-	-	-	-	-	-	-	-	-	1	-	-	-	-	-	-	-	-	-	-	-	1	-	-	-	-	-	-	-	-	-	-	-	
	Electric Grill 電烤爐	Gaggenau		BOP 210 110	-	-	-	-	-	1	-	1	-	-	-	-	-	-	-	-	-	-	-	-	-	-	-	1	1	-	-	1	1	-	-	-	-	-	-	-	
				BOP 211 110	-	-	-	-	-	-	1	-	-	-	1	1	-	-	1	1	-	-	-	-	-	-	-	1	-	-	-	1	-	-	-	-	-	-	-	-	
	Steam Oven 蒸爐	Gaggenau		BSP 220 110	-	-	-	-	-	1	-	1	1	1	1	-	-	-	-	-	-	-	-	-	1	1	-	-	1	1	-	-	-	-	-	-	-	-	-		
				BSP 221 110	-	-	-	-	-	-	1	-	-	-	-	-	1	1	-	-	1	1	-	-	-	-	-	-	-	-	-	-	-	-	-	-	-	-	-	-	
	Combi-steam oven 蒸烤焗爐	Gaggenau		BSP 251 110	-	-	-	-	1	-	-	-	-	-	-	-	1	-	-	1	1	-	-	1	-	-	-	-	-	-	1	-	-	-	-	-	-	-	-		
	Washing Machine 洗衣機	Miele		W 3370	-	-	-	-	-	1	1	1	1	-	1	1	-	1	1	-	-	1	1	-	-	1	1	-	-	1	1	-	-	-	-	-	-	-	-	-	
	Dryer 乾衣機	Miele		T 8812 C	-	-	-	-	-	1	1	1	1	-	1	1	-	1	1	-	-	1	1	-	-	1	1	-	-	1	1	-	-	-	-	-	-	-	-	-	
	Integrated Washer & Dryer 洗衣乾衣機	Miele		WT 2780	-	-	-	-	-	-	-	-	-	-	1	-	-	1	-	-	-	-	-	-	-	-	-	-	-	-	-	-	-	-	-	-	-	-	-		
				WT 2789 I WPM	-	-	-	-	1	-	-	-	-	1	-	-	-	-	-	1	-	-	1	1	-	-	1	-	-	-	1	-	-	-	-	-	-	-	-		
	Refrigerators 雪櫃	Sub-Zero		ICBBI 30U/S/TH	-	-	-	-	1	-	-	-	-	1	-	-	1	-	-	1	1	-	-	1	1	-	-	1	1	-	-	1	-	-	-	-	-	-	-		
				ICBBI 36S/S	-	-	-	-	-	1	-	1	1	-	-	1	-	-	-	-	-	-	-	-	-	1	1	-	-	-	1	-	-	-	-	-	-	-	-		
				ICBBI 42S/S/TH	-	-	-	-	-	-	1	-	-	-	1	1	-	-	1	1	-	-	-	-	-	-	-	-	-	1	-	-	-	-	-	-	-	-	-		
	Wine Fridge 酒櫃	Sub-Zero		ICB 427 G/S	-	-	-	-	-	-	1	-	-	1	-	-	-	1	1	-	-	-	-	-	-	-	-	-	-	-	-	-	-	-	-	-	-	-	-		

Note : 1. “1, 2, .....” denotes the quantity of such provision(s) provided in the residential property.  
“-” denotes “not provided”.

備註： 1. “1, 2, .....” 表示提供於該住宅物業內的裝置數量。符號“-”表示“不提供”。

The vendor undertakes that if lifts or appliances of the specified brand name or model number are not installed in the Development, lifts or appliances of comparable quality will be installed.  
賣方承諾如發展項目中沒有安裝指明的品牌名稱或產品型號的升降機或設備，便會安裝品質相若的升降機或設備。



# FITTINGS, FINISHES AND APPLIANCES

裝置、裝修物料及設備

Appliances Schedule 設備說明表

Location 位置	Appliances 設備	Brand Name 品牌名稱	Model No. 產品型號	Block 1 第1座				Block 2 第2座																												Block 3 第3座					
				Unit 單位			Penthouse 頂層單位	Unit 單位																											Penthouse 頂層單位				Unit 單位		Penthouse 頂層單位
				1	2	3	A	1	2	3	5	6	7	8	9	10	11	12	13	15	16	17	18	19	20	21	22	23	25	26	27	A	B	C	D	1	2	A			
Master Bathroom 主人浴室	Exhaust Fan 抽氣扇	Ostberg/PRC	RFE14OB (EAF-TYP-O2)	1	1	1	1	1	1	1	1	1	1	1	1	1	1	1	1	1	1	1	1	1	1	1	1	1	1	1	1	1	1	1	1	1	1				
		Ostberg/PRC	RFE14OC(EAF-TYP-O3)	-	-	-	-	-	-	-	-	-	-	-	-	-	-	-	1	1	-	-	1	1	-	-	2	1	-	-	1	1	-	-	-	-					
Bathroom 1 浴室 1		Ostberg/PRC	CK125A (EAF-TYP-O1)	1	1	1	1	-	1	1	1	1	1	1	1	-	1	1	1	-	-	1	1	-	-	1	-	-	1	1	-	-	1	1	1	1	1				
		Ostberg/PRC	RFE14OB (EAF-TYP-O2)	-	-	-	-	-	-	-	-	-	-	-	-	1	-	-	-	1	1	-	-	1	1	-	-	1	1	-	-	1	1	-	-	-	-				
Bathroom 2 浴室 2		Ostberg/PRC	CK125A (EAF-TYP-O1)	-	-	-	-	-	1	1	1	1	-	1	1	-	-	1	-	-	1	1	1	1	-	-	1	-	1	1	1	1	1	1	1	1	1				
		Ostberg/PRC	RFE14OB (EAF-TYP-O2)	-	-	-	-	-	-	-	-	-	-	-	-	-	-	-	-	-	-	-	-	1	1	-	-	-	-	-	-	-	-	-	-	-	-				
Bathroom 3 浴室 3		Ostberg/PRC	CK125A (EAF-TYP-O1)	-	-	-	-	-	1	1	1	1	-	-	1	-	-	1	-	-	1	1	-	-	1	1	-	-	1	1	-	-	1	1	-	-	-	-			
Bathroom 4 浴室 4		Ostberg/PRC	RFE14OB (EAF-TYP-O2)	-	-	-	-	-	-	-	-	-	-	-	-	-	1	-	-	-	-	-	-	-	-	-	-	-	-	-	-	-	-	-	-	-	-				
Kitchen 廚房		Ostberg/PRC	RFE20OB (EAF-TYP-O5)	-	-	-	-	1	1	-	1	1	-	-	1	-	-	1	-	-	-	-	-	-	1	1	-	-	1	1	-	-	1	1	-	-	-	-			
		Ostberg/PRC	RFE225D (EAF-TYP-O7)	-	-	-	-	-	-	1	-	-	-	-	-	-	-	-	-	-	-	-	-	-	-	-	-	-	-	-	-	-	-	-	-	-	-				
		Ostberg/PRC	RFE200A (EAF-TYP-O4)	-	1	1	1	-	-	-	-	-	1	-	-	1	-	-	1	-	-	-	1	-	-	-	-	-	-	-	-	-	-	-	-	1	-	-			
		Ostberg/PRC	RFE20OB (EAF-TYP-O6)	-	-	-	-	-	-	-	-	-	1	-	-	-	-	-	-	1	1	-	-	-	-	-	-	-	-	-	-	-	-	-	-	-	-				
		Nicolra/Italy	DDM717 (EAF-TYP-O8)	-	-	-	-	-	-	-	-	-	-	-	-	1	-	-	-	-	-	-	-	-	-	-	-	-	-	-	-	-	-	-	-	-	-				
		Ostberg/PRC	RFE14OC(EAF-TYP-O3)	1	-	-	-	-	-	-	-	-	-	-	-	-	-	-	1	-	-	-	1	-	-	1	1	-	-	1	1	-	-	1	-	1	1				
Toilet 洗手間		Ostberg/PRC	CK125A (EAF-TYP-O1)	-	-	-	-	-	-	1	-	-	1	-	-	1	-	-	1	-	-	-	-	-	-	-	-	-	-	-	-	-	-	-	-	-	-				
Toilet inside Store 儲物室洗手間		Ostberg/PRC	CK125A (EAF-TYP-O1)	1	1	1	1	1	1	1	1	1	1	1	1	1	1	1	1	1	1	1	-	-	1	1	1	-	1	1	1	-	1	1	1	1	-	-			
Living Room & Dining Room 客廳及飯廳	Gas Water Heater 煤氣熱水爐	TGC	TRJW221TFQL	1	-	-	-	-	-	-	-	-	-	-	-	-	-	-	-	-	-	-	-	-	-	-	-	-	-	-	-	-	-	-	-	-					
Master Bathroom 主人浴室				-	-	-	-	-	-	-	-	-	-	-	-	-	-	-	-	-	1	-	-	-	-	-	-	-	-	-	-	-	-	-	-	-	-				
Bathroom 1 浴室 1				-	-	-	-	-	-	-	-	-	-	-	-	-	-	-	-	-	1	1	-	-	-	1	-	-	-	-	-	-	-	-	-	-	-				
Bathroom 2 浴室 2				-	-	-	-	-	-	-	-	-	-	-	-	-	-	-	-	-	-	-	-	-	-	-	-	-	-	-	1	-	-	-	-	-	-				
Kitchen 廚房				1	2	2	2	2	2	2	2	2	2	2	2	2	2	2	1	2	2	-	-	2	2	2	-	2	2	2	1	2	2	2	2	2	2	2			
Store 儲物室				-	-	-	-	-	-	-	-	-	-	-	-	-	-	-	-	-	-	-	1	-	-	-	1	-	-	-	-	-	-	-	-	-	-	-			

Note : 1. “1, 2, .....” denotes the quantity of such provision(s) provided in the residential property.  
“-” denotes “not provided”.

備註： 1. “1, 2, .....” 表示提供於該住宅物業內的裝置數量。符號 “-” 表示 “不提供”。

The vendor undertakes that if lifts or appliances of the specified brand name or model number are not installed in the Development, lifts or appliances of comparable quality will be installed.  
賣方承諾如發展項目中沒有安裝指明的品牌名稱或產品型號的升降機或設備，便會安裝品質相若的升降機或設備。

# FITTINGS, FINISHES AND APPLIANCES

裝置、裝修物料及設備

## Mechanical and Electrical Provisions Plan 機電裝置平面圖

### Legend 圖例

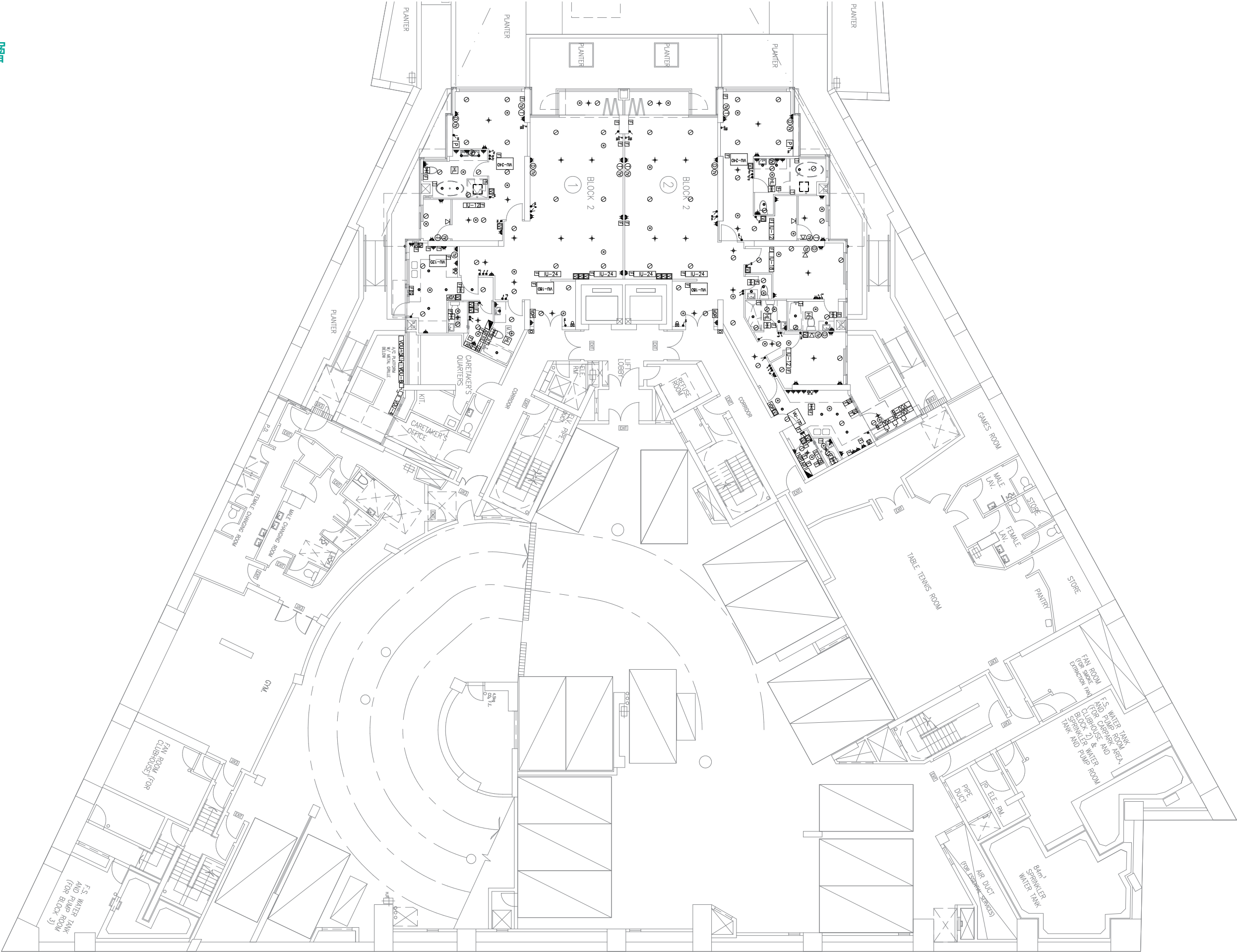
	Ceiling Mounted Light 天花燈		Home Automation Switch for Electric Curtain 智能家居電動窗簾開關掣		Door Bell Push button 門鈴按鈕		Town Gas Water Heater Control 煤氣熱水爐溫度控制
	Wall Light 牆燈		Fused Spur Unit 接線位連保險絲		Door Bell 門鈴		Sauna Control 桑拿控制
	Recessed Mounted Light 嵌入式燈		Exhaust Air Fan 抽氣扇		Miniature Circuit Breakers Board 配電箱		Panic Alarm 救命鐘
	Light Trough / Strip 燈帶		13A Single Socket Outlet 單位電插座		Indoor Air Conditioning Unit 分體冷氣機位 (室內)		Washing Machine Connection Point (Water Point) 洗衣機接駁點(來水位)
	Heat Lamp 暖燈		13A Twin Socket Outlet 雙位電插座		Outdoor Air Conditioning Unit 分體冷氣機位 (室外)		Washing Machine Connection Point (Drainage Point) 洗衣機接駁點(去水位)
	1-Way Lighting Switch, x: Denote number of gangs 燈掣, x: 燈掣位數量		Socket Outlet for Shaver Unit 鬚刨電插座		Isolator 開關掣		Gas Meter 煤氣錶
	2-Way Lighting Switch, x: Denote number of gangs 燈掣, x: 燈掣位數量		13A Weatherproof Socket Outlet 防水電插座		Video Door Phone 視像對講機		Heat Detector 熱力偵測器
	Home Automation Lighting Switch 智能家居燈掣		TV/FM Outlet 電視/電台插座		Network Rack 數據管理箱		Sprinkler Head 消防花灑頭
	Double Pole Switch 兩極開關掣		Telephone Outlet 電話插座		Automation Rack 智能家居管理箱		
	Switch for Electronic Towel Heater 電熱毛巾架開關掣		Data Outlet 數據傳輸線插座		Air Conditioning Control 冷氣溫度控制		
			Telephone and Data Outlet 電話及數據傳輸線插座		Town Gas Water Heater 煤氣熱水爐		

# FITTINGS, FINISHES AND APPLIANCES

裝置、裝修物料及設備

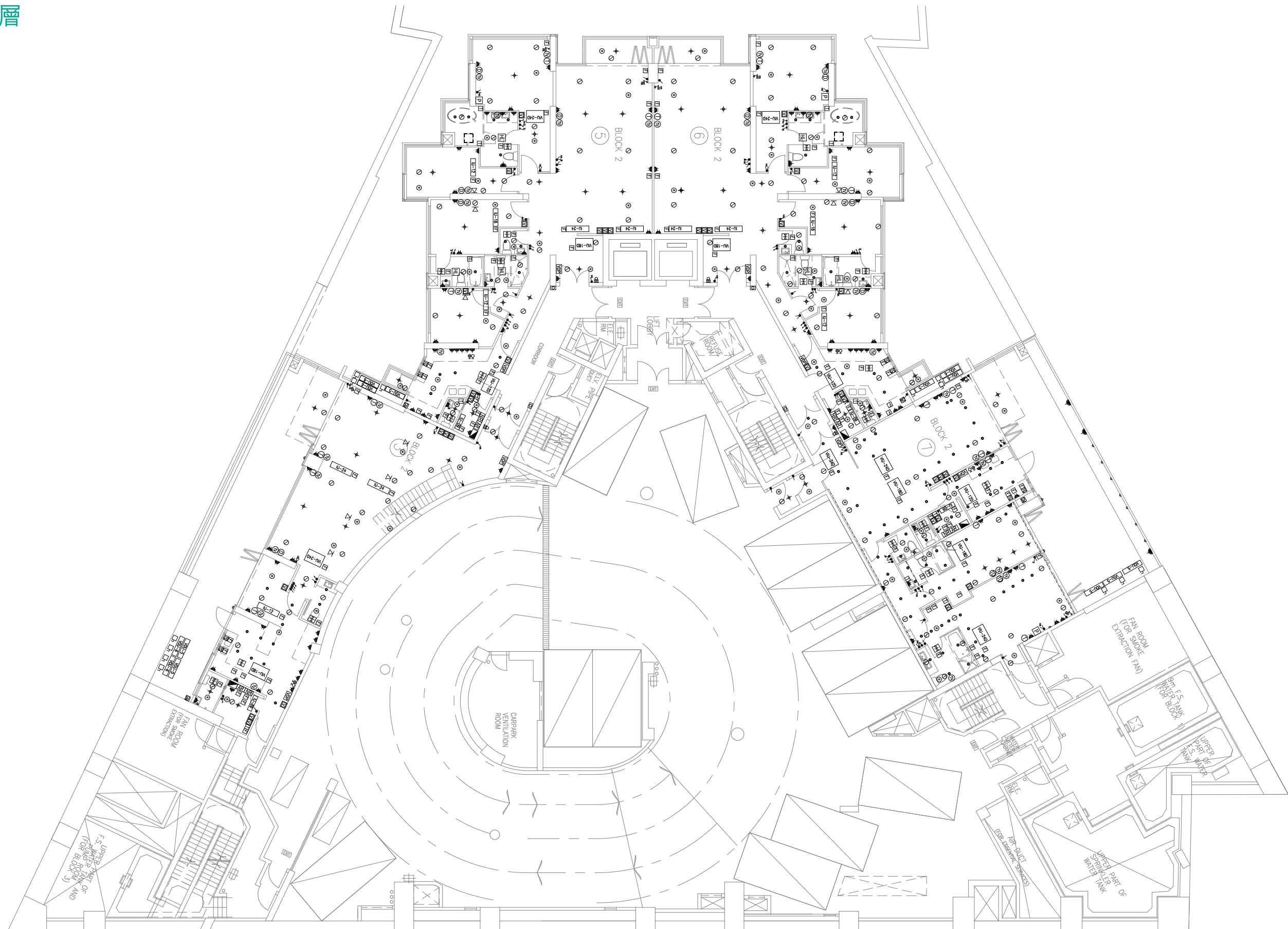
B4/F  
地下4層

Mechanical and Electrical Provisions Plan 機電裝置平面圖



## 裝置、裝修物料及設備

## Mechanical and Electrical Provisions Plan 機電裝置平面圖



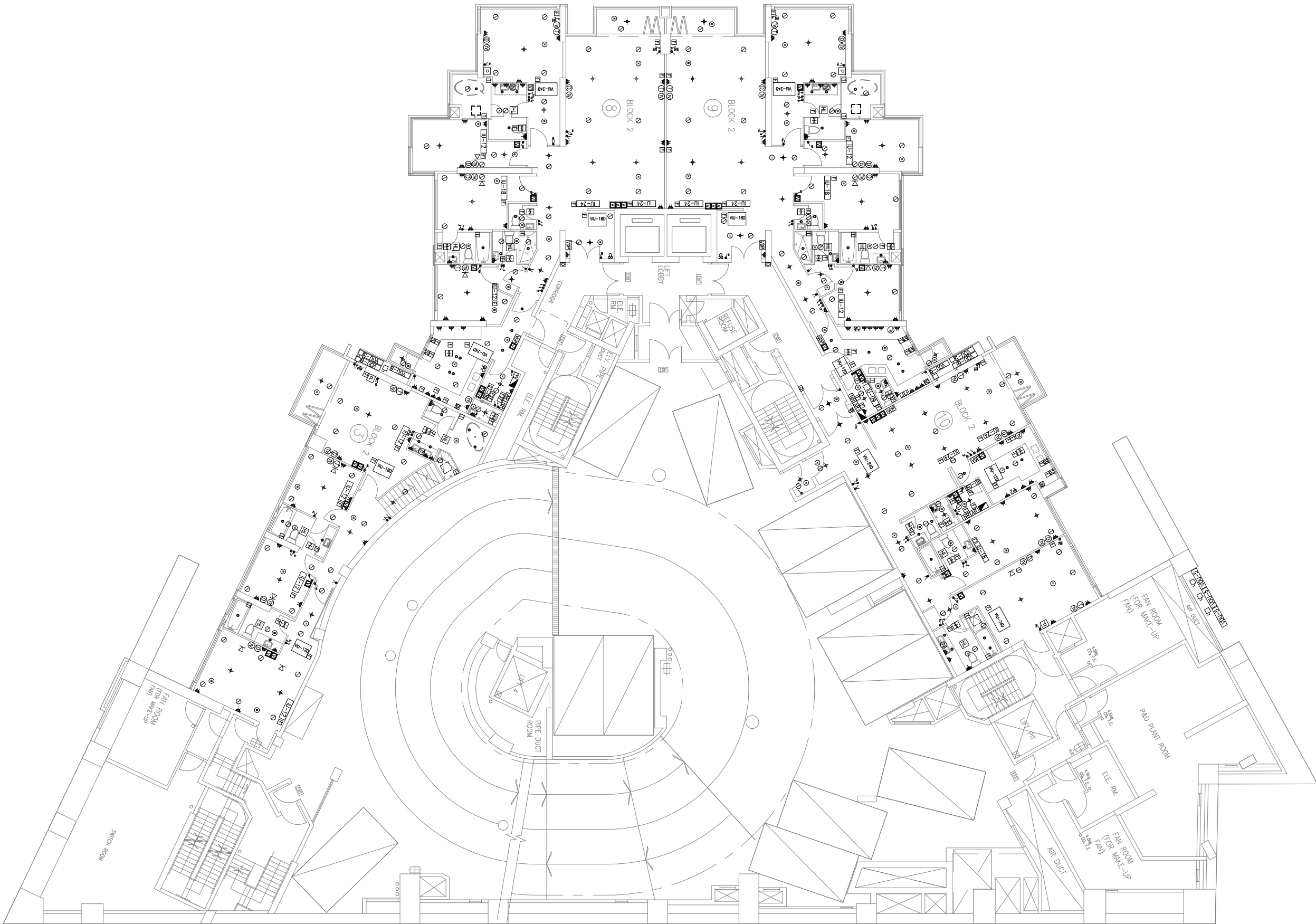


# FITTINGS, FINISHES AND APPLIANCES

裝置、裝修物料及設備

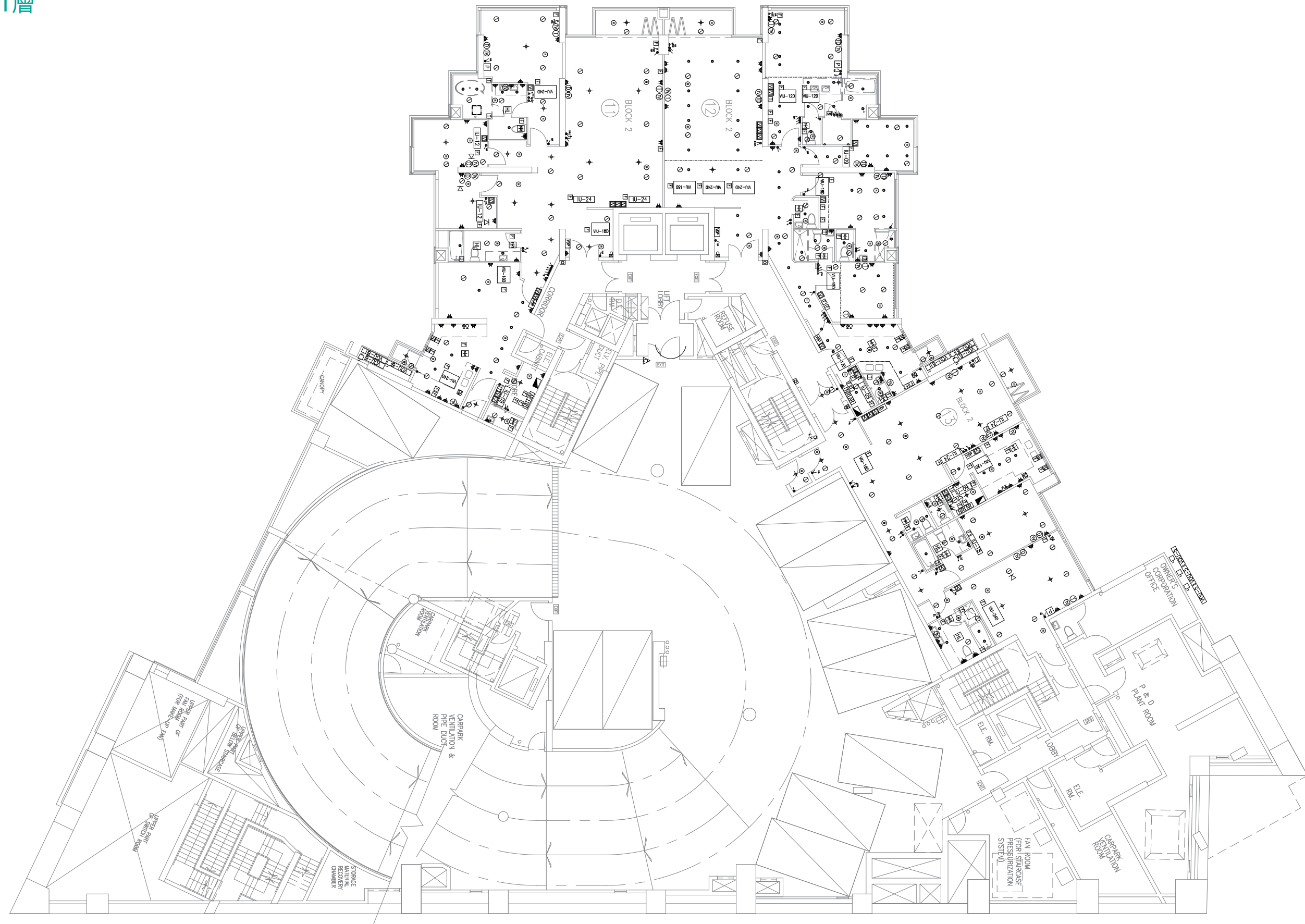
B2/F  
地下2層

Mechanical and Electrical Provisions Plan 機電裝置平面圖



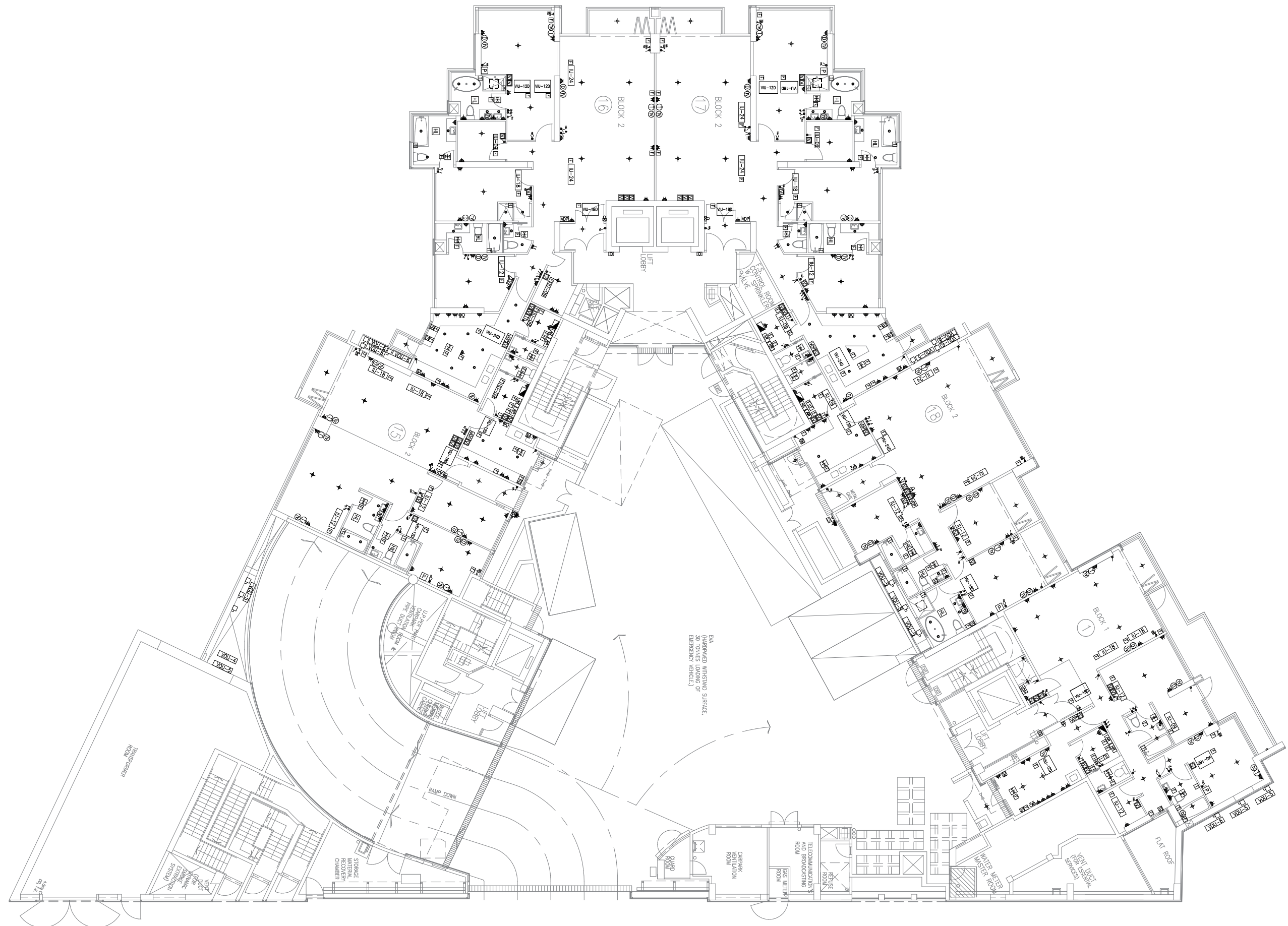
## 裝置、裝修物料及設備

Mechanical and Electrical Provisions Plan 機電裝置平面圖



## 裝置、裝修物料及設備

Mechanical and Electrical Provisions Plan 機電裝置平面圖

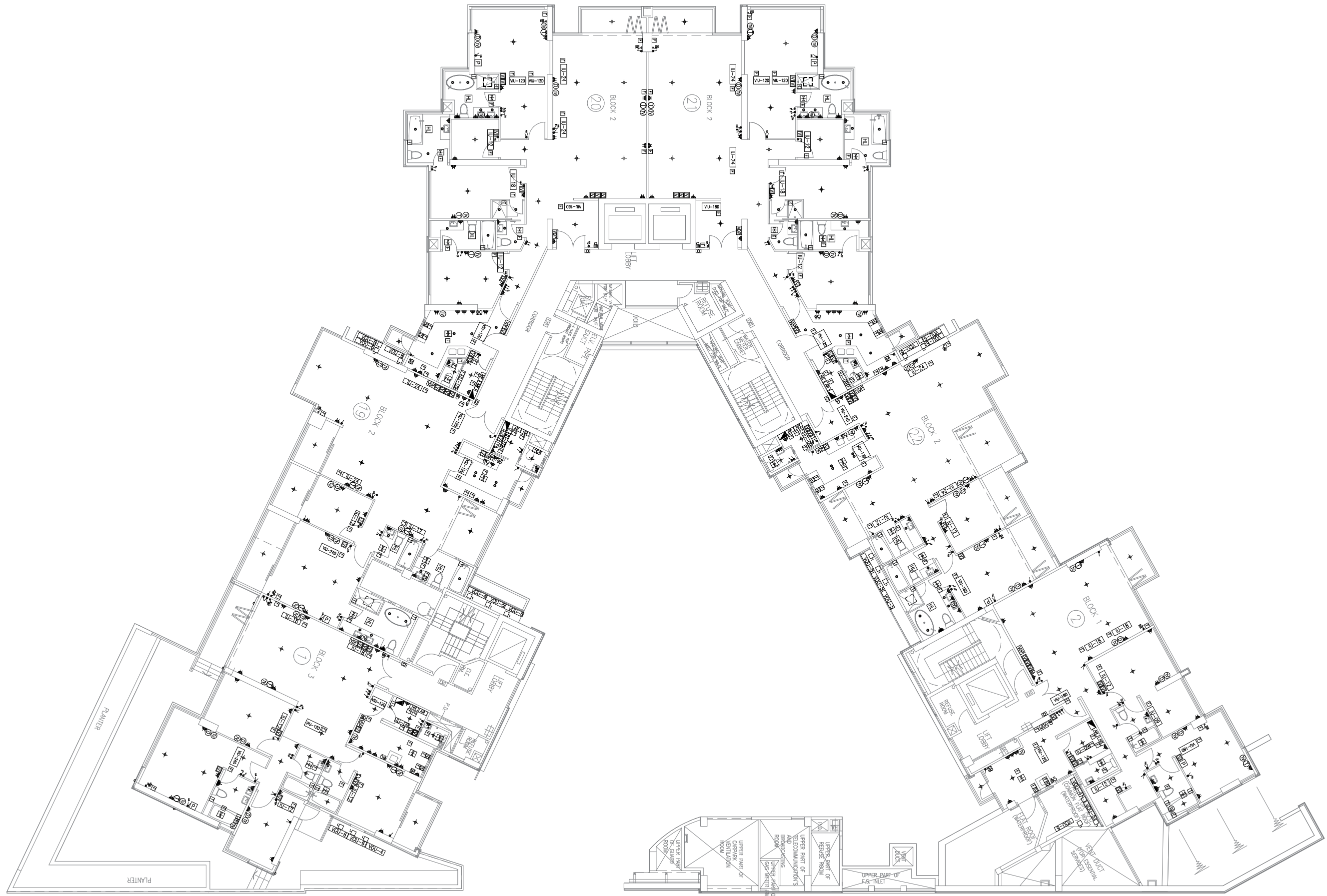




### 裝置、裝修物料及設備

1/F  
1樓

## Mechanical and Electrical Provisions Plan 機電裝置平面圖



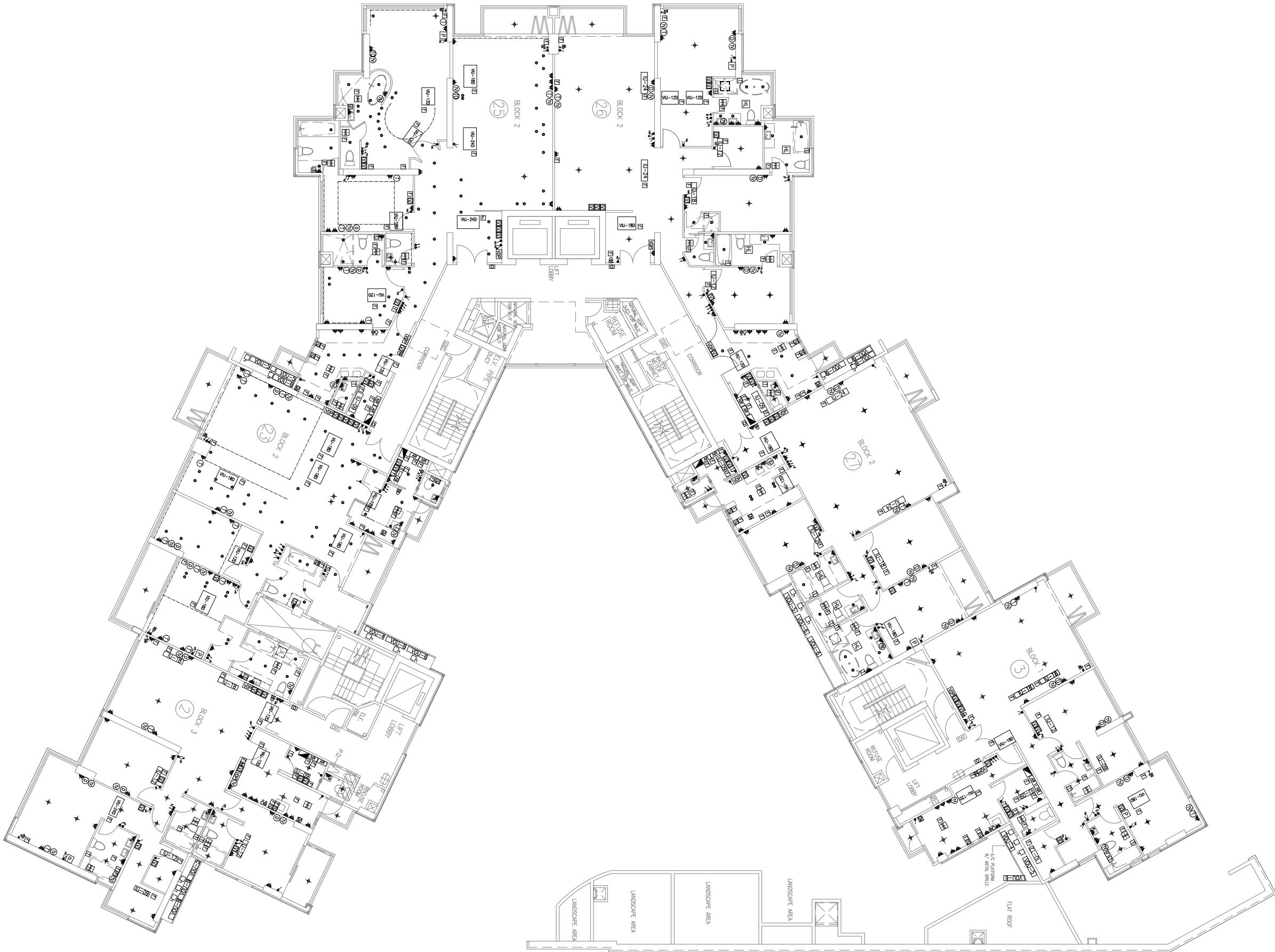


# FITTINGS, FINISHES AND APPLIANCES

裝置、裝修物料及設備

2/F  
2樓

Mechanical and Electrical Provisions Plan 機電裝置平面圖

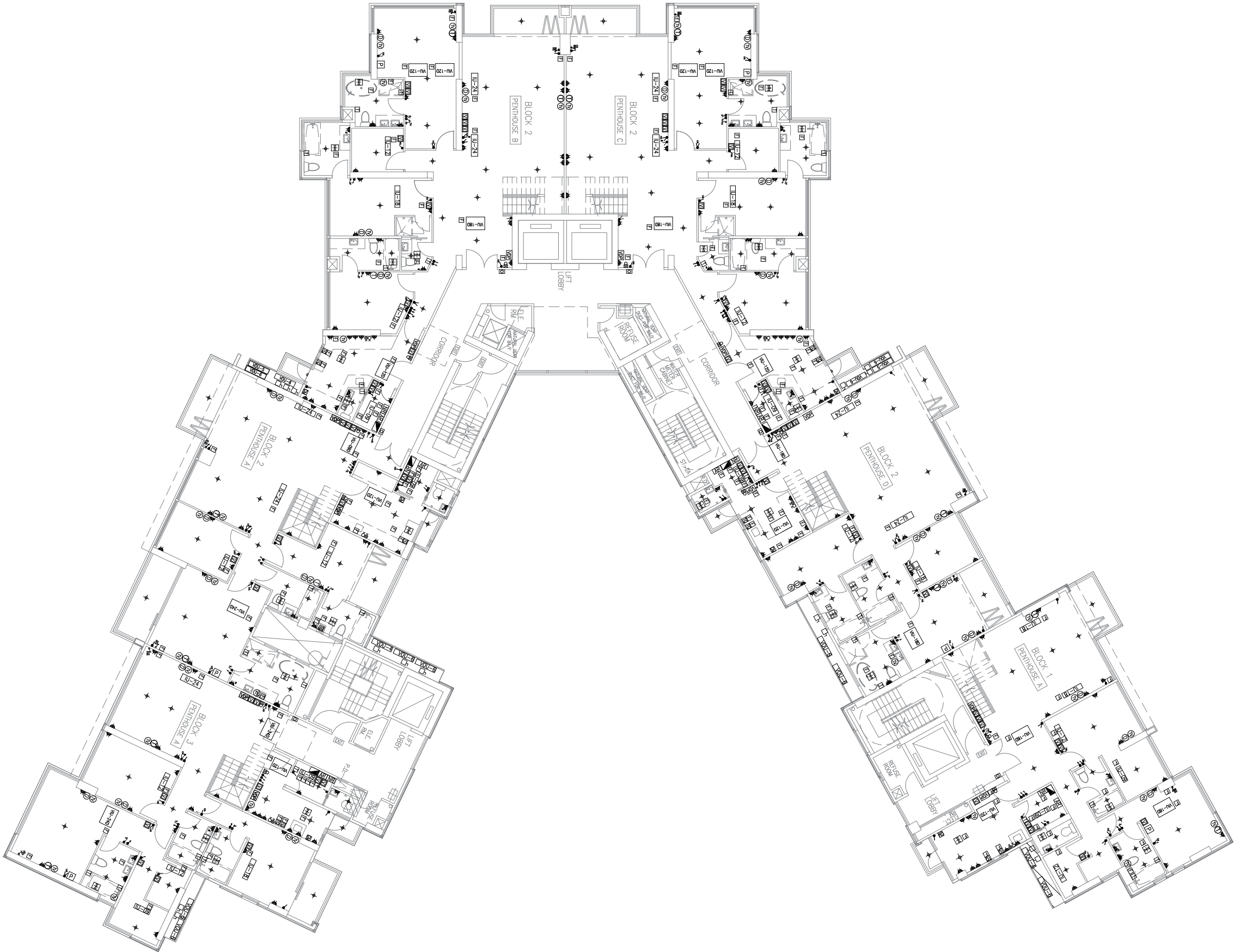


# FITTINGS, FINISHES AND APPLIANCES

裝置、裝修物料及設備

3/F  
3樓

Mechanical and Electrical Provisions Plan 機電裝置平面圖

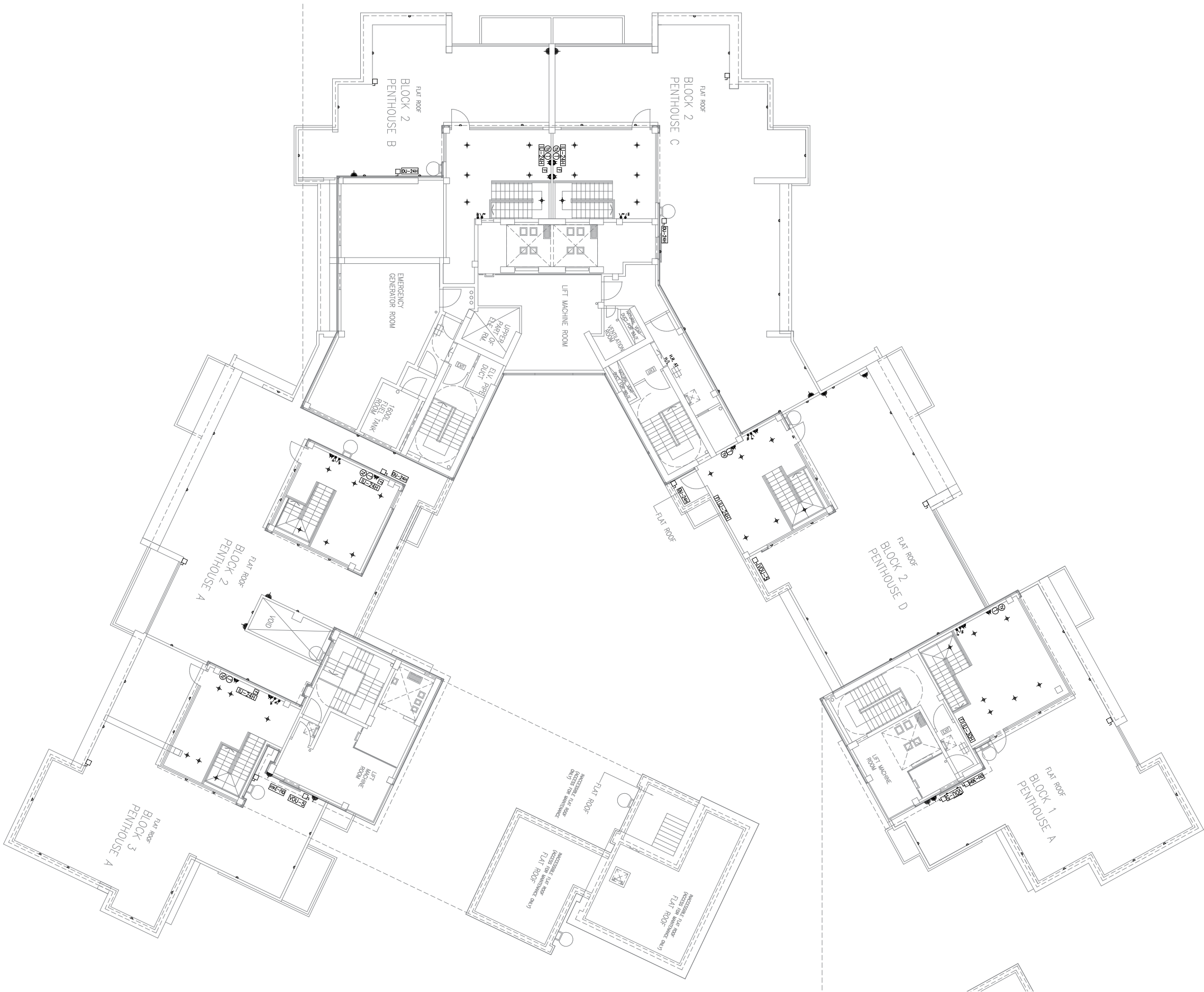


# FITTINGS, FINISHES AND APPLIANCES

裝置、裝修物料及設備

Roof Floor  
天台層

Mechanical and Electrical Provisions Plan 機電裝置平面圖





# FITTINGS, FINISHES AND APPLIANCES

裝置、裝修物料及設備

Schedule of Mechanical and Electrical Provisions of Residential Properties 住宅物業機電裝置數量說明表

BLOCK 1 第1座

Location 位置	Floor 樓層	G/F 地下	1/F 1樓	2/F 2樓	3/F 3樓
	Unit 單位	1	2	3	Penthouse 頂層單位 A
Main Entrance 大門入口	Door Bell Push Button 門鈴按鈕	1	1	1	1
Living Room & Dining Room 客廳及飯廳	Air Conditioning Control 冷氣溫度控制	3	3	3	3
	13A Twin Socket Outlet 雙位電插座	6	6	7	6
	13A Single Socket Outlet 單位電插座	1	1	-	1
	TV/FM Outlet 電視/電台插座	2	2	2	2
	Telephone Outlet 電話插座	1	1	1	1
	Data Outlet 數據傳輸線插座	1	1	1	1
	Fused Spur Unit 接線位連保險絲	5	5	5	5
	Double Pole Switch 兩極開關掣	2	-	-	2
	Home Automation Switch for Electric Curtain 智能電動窗簾開關掣	1	1	1	1
	Home Automation Lighting Switch 智能家居燈掣	1	1	1	1
	Lighting Switch 燈掣	8	4	4	6
	Lighting Point 燈位	8	7	6	6
	Door Bell 門鈴	1	1	1	1
	Video Door Phone 視像對講機	1	1	1	1
	Air Conditioning Control 冷氣溫度控制	1	1	1	1
Master Bedroom 主人睡房	13A Twin Socket Outlet 雙位電插座	3	3	3	3
	TV/FM Outlet 電視/電台插座	2	2	2	2
	Telephone Outlet 電話插座	1	1	1	1
	Data Outlet 數據傳輸線插座	1	1	1	1
	Fused Spur Unit 接線位連保險絲	2	2	2	2
	Double Pole Switch 兩極開關掣	1	1	1	1
	Home Automation Lighting Switch 智能家居燈掣	2	2	2	2
	Lighting Switch 燈掣	1	1	1	1
	Lighting Point 燈位	3	3	2	2
	Panic Alarm 救命鐘	1	1	1	1
	Home Automation Switch for Electric Curtain 智能電動窗簾開關掣	1	1	1	1

BLOCK 1 第1座

Location 位置	Floor 樓層	G/F 地下	1/F 1樓	2/F 2樓	3/F 3樓
	Unit 單位	1	2	3	Penthouse 頂層單位 A
Bedroom 1 睡房 1	Air Conditioning Control 冷氣溫度控制	2	2	2	2
	13A Twin Socket Outlet 雙位電插座	3	3	3	2
	13A Single Socket Outlet 單位電插座	-	-	-	1
	TV/FM Outlet 電視/電台插座	1	1	1	1
	Data Outlet 數據傳輸線插座	1	1	1	1
	Fused Spur Unit 接線位連保險絲	2	2	2	2
	Double Pole Switch 兩極開關掣	1	1	1	1
	Home Automation Lighting Switch 智能家居燈掣	1	1	1	1
	Lighting Switch 燈掣	2	1	1	1
	Lighting Point 燈位	2	2	2	2
Master Bathroom 主人浴室	TV/FM Outlet 電視/電台插座	1	1	1	1
	Socket Outlet for Shaver Unit 鬚刨電插座	1	1	1	1
	13A Weatherproof Socket Outlet 防水電插座	1	1	1	1
	Fused Spur Unit 接線位連保險絲	2	2	2	2
	Town Gas Water Heater Control 煤氣熱水爐溫度控制	2	2	2	2
	Lighting Point 燈位	2	2	2	2
Bathroom 1 浴室 1	Socket Outlet for Shaver Unit 鬚刨電插座	1	1	1	1
	Fused Spur Unit 接線位連保險絲	1	1	1	1
	Town Gas Water Heater Control 煤氣熱水爐溫度控制	1	1	1	1
	Lighting Point 燈位	2	2	2	2

Note : 1. “1, 2, .....” denotes the quantity of such provision(s) provided in the residential property.  
“-” denotes “not provided”.

備註 : 1. “1, 2, .....” 表示提供於該住宅物業內的裝置數量。符號 “-” 表示 “不提供”。

The vendor undertakes that if lifts or appliances of the specified brand name or model number are not installed in the Development, lifts or appliances of comparable quality will be installed.

賣方承諾如發展項目中沒有安裝指明的品牌名稱或產品型號的升降機或設備，便會安裝品質相若的升降機或設備。



# FITTINGS, FINISHES AND APPLIANCES

裝置、裝修物料及設備

Schedule of Mechanical and Electrical Provisions of Residential Properties 住宅物業機電裝置數量說明表

BLOCK 1 第1座

Location 位置	Floor 樓層	G/F 地下	1/F 1樓	2/F 2樓	3/F 3樓
	Unit 單位	1	2	3	Penthouse 頂層單位 A
Kitchen 廚房	13A Twin Socket Outlet 雙位電插座	3	1	3	3
	13A Single Socket Outlet 單位電插座	7	4	5	4
	Fused Spur Unit 接線位連保險絲	3	5	5	5
	Double Pole Switch 兩極開關掣	-	2	2	-
	Washing Machine Connection Point (Water Point) 洗衣機接駁點(來水位)	1	1	1	1
	Washing Machine Connection Point (Drainage Point) 洗衣機接駁點(去水位)	1	1	1	1
	Lighting Switch 燈掣	-	2	2	1
	Lighting Point 燈位	3	3	3	2
	Door Bell 門鈴	1	1	1	1
	Air Conditioning Control 冷氣溫度控制	1	1	1	1
	TV/FM Outlet 電視/電台插座	1	1	1	1
	Video Door Phone 視像對講機	1	1	1	1
	13A Single Socket Outlet 單位電插座	1	1	1	1
Store inside Kitchen 廚房儲物室	Fused Spur Unit 接線位連保險絲	4	4	4	4
	Lighting Switch 燈掣	2	2	2	2
	Lighting Point 燈位	1	1	1	1
	Double Pole Switch 兩極開關掣	1	1	1	1
	Miniature Circuit Breakers Board, Network Rack & Automation Rack 配電箱、數據管理箱及智能家居管理箱	1	1	1	1
	Air Conditioning Control 冷氣溫度控制	2	2	2	2
	Town Gas Water Heater Control 煤氣熱水爐溫度控制	1	1	1	1

BLOCK 1 第1座

Location 位置	Floor 樓層	G/F 地下	1/F 1樓	2/F 2樓	3/F 3樓
	Unit 單位	1	2	3	Penthouse 頂層單位 A
Store 儲物室	13A Single Socket Outlet 單位電插座	1	1	1	1
	Fused Spur Unit 接線位連保險絲	1	1	1	1
	Home Automation Lighting Switch 智能家居燈掣	1	1	1	1
	Lighting Point 燈位	1	1	1	1
	Air Conditioning Control 冷氣溫度控制	1	1	1	1
Toilet inside Store 儲物室洗手間	Lighting Point 燈位	1	1	1	1
	Fused Spur Unit 接線位連保險絲	1	1	1	1
	Socket Outlet for Shaver Unit 鬚刨電插座	1	1	1	1
Flat Roof 平台	13A Weatherproof Socket Outlet 防水電插座	-	-	-	2
	Isolator 開關掣	-	-	-	3
	Lighting Point 燈位	-	-	-	11
	Lighting Point 燈位	-	-	-	7
Stairhood 梯屋	13A Twin Socket Outlet 雙位電插座	-	-	-	2
	Lighting Switch 燈掣	-	-	-	1
	Home Automation Lighting Switch 智能家居燈掣	-	-	-	1
	TV/FM Outlet 電視/電台插座	-	-	-	1
	Telephone Outlet 電話插座	-	-	-	1
	Fused Spur Unit 接線位連保險絲	-	-	-	1
Balcony 露台	Lighting Point 燈位	1	1	1	1
Utility Platform 工作平台	Lighting Point 燈位	-	1	1	1
Terrace 前庭	Wall Light 牆燈	1	-	-	-
Garden 花園	Lighting Switch 燈掣	-	-	-	-
	Lighting Point 燈位	1	-	-	-
Air-Conditioner Platform (Common Area) 冷氣機平台 (公用地方)	Isolator 開關掣	3	3	3	2

Note : 1. “1, 2, .....” denotes the quantity of such provision(s) provided in the residential property.  
“-” denotes “not provided”.

備註 : 1. “1, 2, .....” 表示提供於該住宅物業內的裝置數量。符號 “-” 表示 “不提供”。

The vendor undertakes that if lifts or appliances of the specified brand name or model number are not installed in the Development, lifts or appliances of comparable quality will be installed.  
賣方承諾如發展項目中沒有安裝指明的品牌名稱或產品型號的升降機或設備，便會安裝品質相若的升降機或設備。

# FITTINGS, FINISHES AND APPLIANCES

裝置、裝修物料及設備

Schedule of Mechanical and Electrical Provisions of Residential Properties 住宅物業機電裝置數量說明表

BLOCK 2 第2座

Location 位置	Floor 樓層	B4/F 地下4層		B3/F and B2/F 地下3層及 地下2層	B3/F 地下3層			B2/F 地下2層			B1/F 地下1層			G/F 地下				1/F 1樓				2/F 2樓				3/F 3樓					
	Unit 單位	1	2	3	5	6	7	8	9	10	11	12	13	15	16	17	18	19	20	21	22	23	25	26	27	Penthouse 頂層單位					
																										A	B	C	D		
Main Entrance 大門入口	Door Bell Push Button 門鈴按鈕	1	1	1	1	1	1	1	1	1	1	1	1	-	1	1	-	1	1	1	1	1	1	1	1	1	1	1	1	1	1
Living Room & Dining Room 客廳及飯廳	Air Conditioning Control 冷氣溫度控制	3	3	3	3	3	3	3	3	3	3	3	3	4	3	3	3	4	3	3	4	5	3	3	3	3	3	3	3	3	3
	13A Twin Socket Outlet 雙位電插座	5	6	7	6	6	5	6	6	5	6	7	5	5	6	6	7	8	6	6	8	4	6	6	6	6	6	7	7	5	5
	13A Single Socket Outlet 單位電插座	2	1	1	1	1	3	1	1	1	1	3	1	1	1	1	1	1	2	2	1	5	3	1	1	1	3	3	2	2	
	TV/FM Outlet 電視/電台插座	2	2	4	2	2	2	2	2	2	2	2	2	4	2	2	2	3	2	2	3	2	2	2	2	2	2	2	2	2	
	Telephone Outlet 電話插座	1	1	3	1	1	3	1	1	1	1	1	1	3	1	1	1	2	1	1	2	5	1	1	1	1	1	1	1	1	1
	Data Outlet 數據傳輸線插座	1	1	1	1	1	-	1	1	1	1	-	1	1	1	1	1	1	1	1	1	1	-	1	1	1	1	1	1	1	1
	Telephone and Data Outlet 電話及數據傳輸線插座	-	-	-	-	-	-	-	-	-	-	1	-	-	-	-	-	-	-	-	-	-	1	-	-	-	-	-	-	-	
	Fused Spur Unit 接線位連保險絲	6	6	4	6	6	4	6	6	4	6	4	4	5	6	6	4	6	6	7	5	5	4	7	4	5	5	5	5	5	
	Double Pole Switch 兩極開關掣	3	3	3	3	3	1	3	3	3	3	1	3	3	3	3	3	3	4	3	3	4	1	3	3	3	3	3	3	1	1
	Home Automation Switch for Electric Curtain 智能家居電動窗簾開關掣	1	1	1	1	1	1	1	1	1	1	1	1	1	1	1	1	1	1	1	1	1	1	1	1	1	1	1	1	1	1
	Home Automation Lighting Switch 智能家居燈掣	2	2	3	2	2	2	2	2	2	2	2	3	3	2	2	2	3	2	2	2	3	2	2	2	3	2	2	3	2	3
	Lighting Switch 燈掣	4	5	9	5	5	7	5	5	7	6	5	7	3	5	5	5	5	5	5	7	8	4	5	5	5	5	6	6	5	5
	Lighting Point 燈位	8	8	10	8	9	26	8	9	13	11	22	11	7	8	8	5	5	9	8	8	36	33	8	6	7	9	9	7	7	7
	Door Bell 門鈴	1	1	1	1	1	1	1	1	1	1	1	1	1	1	1	1	1	1	1	1	-	-	1	1	1	1	1	1	1	1
	Video Door Phone 視像對講機	1	1	1	1	1	1	1	1	1	1	1	1	1	1	1	1	1	1	1	1	1	1	1	1	1	1	1	1	1	1
	Sauna Control 桑拿控制	-	-	-	-	-	-	-	-	-	-	-	-	-	-	-	-	-	-	-	-	1	-	-	-	-	-	-	-	-	-
Master Bedroom 主人睡房	13A Twin Socket Outlet 雙位電插座	4	4	3	3	3	4	3	3	3	2	2	3	3	3	3	3	3	3	3	3	2	2	3	3	3	3	3	3	3	3
	13A Single Socket Outlet 單位電插座	-	-	-	-	-	2	-	-	-	1	2	-	-	-	-	-	-	-	-	-	3	-	-	-	-	-	-	-	-	-
	Fused Spur Unit 接線位連保險絲	3	3	3	2	2	6	2	2	2	2	5	2	2	3	3	2	2	3	3	2	2	5	3	2	2	2	3	3	2	2
	TV/FM Outlet 電視/電台插座	2	2	2	2	2	1	2	2	2	2	2	2	2	2	2	2	2	2	2	2	1	1	2	2	2	2	2	2	2	2
	Telephone Outlet 電話插座	1	1	1	1	1	2	1	1	1	1	1	1	1	1	1	1	1	1	1	1	4	1	1	1	1	1	1	1	1	1
	Data Outlet 數據傳輸線插座	1	1	1	1	1	-	1	1	1	1	-	1	1	1	1	1	1	1	1	1	1	-	1	1	1	1	1	1	1	1
	Telephone and Data Outlet 電話及數據傳輸線插座	-	-	-	-	-	1	-	-	-	-	1	-	-	-	-	-	-	-	-	-	-	1	-	-	-	-	-	-	-	
	Town Gas Water Heater Control 煤氣熱水爐溫度控制	-	-	-	-	-	1	-	-	-	-	1	-	-	-	-	-	-	-	-	-	-	-	-	-	-	-	-	-	-	
	Double Pole Switch 兩極開關掣	1	1	1	1	1	1	1	1	1	1	1	1	1	1	1	1	1	1	1	1	-	1	1	1	1	1	1	1	1	1
	Home Automation Lighting Switch 智能家居燈掣	3	3	2	2	2	2	2	2	2	2	2	2	2	2	2	2	2	2	2	2	2	2	2	2	2	2	2	2	2	2
	Lighting Switch 燈掣	1	1	2	1	1	3	1	1	1	1	5	1	1	1	1	2	2	1	1	2	1	1	1	2	2	1	1	2	2	2
	Lighting Point 燈位	3	3	1	2	2	12	2	2	2	2	12	2	2	2	2	1	2	2	2	1	8	11	2	1	2	3	3	1	1	1
	Panic Alarm 救命鐘	1	1	1	1	1	1	1	1	1	1	1	1	1	1	1	1	1	1	1	1	1	1	1	1	1	1	1	1	1	1
	Sauna Control 桑拿控制	-	-	-	-	-	-	-	-	-	-	1	-	-	-	-	-	-	-	-	-	-	-	-	-	-	-	-	-	-	-
	Home Automation Switch for Electric Curtain 智能家居電動窗簾開關掣	1	1	1	1	1	1	1	1	1	1	1	1	1	1	1	1	1	1	1	1	1	1	1	1	1	1	1	1	1	1

Note : 1. “1, 2, .....” denotes the quantity of such provision(s) provided in the residential property.  
“-” denotes “not provided”.

備註： 1. “1, 2, .....” 表示提供於該住宅物業內的裝置數量。符號 “-” 表示 “不提供”。

The vendor undertakes that if lifts or appliances of the specified brand name or model number are not installed in the Development, lifts or appliances of comparable quality will be installed.

賣方承諾如發展項目中沒有安裝指明的品牌名稱或產品型號的升降機或設備，便會安裝品質相若的升降機或設備。

FITTINGS, FINISHES AND APPLIANCES

裝置、裝修物料及設備

Schedule of Mechanical and Electrical Provisions of Residential Properties 住宅物業機電裝置數量說明表

BLOCK 2 第2座

Location 位置	Floor 樓層	B4/F 地下4層		B3/F and B2/F 地下3層及 地下2層	B3/F 地下3層			B2/F 地下2層			B1/F 地下1層			G/F 地下				1/F 1樓				2/F 2樓				3/F 3樓			
	Unit 單位	1	2	3	5	6	7	8	9	10	11	12	13	15	16	17	18	19	20	21	22	23	25	26	27	Penthouse 頂層單位			
		A	B	C	D																								
Master Bedroom 主人睡房	Switch for Electronic Towel Heater 電熱毛巾架開關掣	1	1	-	1	1	-	1	1	-	1	-	-	-	1	1	-	-	1	1	-	-	1	1	-	-	1	1	-
	Air Conditioning Control 冷氣溫度控制	2	2	2	1	1	1	1	1	-	-	2	1	1	2	2	1	1	2	2	1	1	2	2	1	1	2	2	1
Walk-in Closet 衣帽間	13A Twin Socket Outlet 雙位電插座	2	2	-	-	-	-	-	-	-	-	-	-	-	-	-	-	-	-	-	-	-	-	-	-	-	-	-	
	13A Single Socket Outlet 單位電插座	-	-	-	-	-	-	-	-	-	-	-	-	-	-	-	-	-	-	-	-	1	-	-	-	-	-	-	
	TV/FM Outlet 電視/電台插座	1	1	-	-	-	-	-	-	-	-	-	-	-	-	-	-	-	-	-	-	-	-	-	-	-	-	-	
	Telephone Outlet 電話插座	1	1	-	-	-	-	-	-	-	-	-	-	-	-	-	-	-	-	-	-	-	-	-	-	-	-	-	
	Lighting Switch 燈掣	-	-	-	-	-	-	-	-	-	-	-	-	-	-	-	-	-	-	-	-	1	-	-	-	-	-	-	
	Lighting Point 燈位	-	1	-	-	-	-	-	-	-	-	-	-	-	-	-	-	-	-	-	-	2	-	-	-	-	-	-	-
Bedroom 1 睡房 1	Double Pole Switch 兩極開關掣	-	-	-	-	-	-	-	-	-	-	-	-	-	-	-	-	-	-	-	1	-	-	-	-	-	-	-	
	Air Conditioning Control 冷氣溫度控制	-	1	2	1	1	1	1	1	1	2	1	1	1	1	1	1	1	1	1	1	1	1	1	1	1	1	1	
	13A Twin Socket Outlet 雙位電插座	-	3	3	3	3	2	3	3	4	6	2	3	3	3	3	3	3	3	3	3	1	4	3	3	3	3	3	
	13A Single Socket Outlet 單位電插座	-	-	-	-	-	1	-	-	-	-	1	-	-	-	-	-	-	-	-	3	-	-	-	-	-	-		
	Fused Spur Unit 接線位連保險絲	-	1	2	1	1	2	1	1	1	2	3	1	1	1	1	1	1	1	1	1	3	1	1	1	1	1		
	TV/FM Outlet 電視/電台插座	-	1	1	1	1	1	1	1	1	2	1	1	1	1	1	1	1	1	1	1	1	1	1	1	1	1	1	
	Data Outlet 數據傳輸線插座	-	1	1	1	1	-	1	1	1	2	-	1	-	-	1	1	1	-	1	1	1	1	1	1	1	1		
	Telephone Outlet 電話插座	-	-	-	-	-	1	-	-	-	-	-	-	1	1	-	-	-	1	-	-	2	2	-	-	-	1		
	Telephone and Data Outlet 電話及數據傳輸線插座	-	-	-	-	-	1	-	-	-	-	1	-	-	-	-	-	-	-	-	-	-	-	-	-	-	-		
	Double Pole Switch 兩極開關掣	-	1	1	1	1	1	1	1	1	-	-	1	-	1	1	-	-	1	1	-	-	1	1	-	-	1	1	
	Home Automation Lighting Switch 智能家居燈掣	-	1	1	1	1	1	1	1	1	2	1	1	1	1	1	1	1	1	1	1	1	1	1	1	1	1	1	
	Lighting Switch 燈掣	-	1	1	1	1	1	1	1	1	-	1	1	-	1	1	1	1	1	1	1	-	1	1	-	-	1	1	
Lighting Point 燈位	-	1	3	1	1	10	1	1	2	2	3	2	2	1	1	1	1	2	1	1	6	5	2	1	1	1	2		
Bedroom 2 睡房 2	Air Conditioning Control 冷氣溫度控制	-	1	1	1	1	-	1	1	-	-	1	-	-	1	1	1	-	1	1	-	-	1	1	1	1	1		
	13A Twin Socket Outlet 雙位電插座	-	3	3	3	3	-	3	3	-	-	3	-	-	3	3	3	-	3	3	-	-	4	3	3	3	3		
	13A Single Socket Outlet 單位電插座	-	-	-	-	-	-	-	-	-	-	1	-	-	-	-	-	-	-	-	-	1	-	-	-	-			
	Fused Spur Unit 接線位連保險絲		1	1	1	1	-	1	1	-	-	3	-	-	1	1	1	-	1	1	-	-	2	1	1	1	1		
	TV/FM Outlet 電視/電台插座	-	1	1	1	1	-	1	1	-	-	1	-	-	1	1	1	-	1	1	-	-	1	1	1	1	1		
	Data Outlet 數據傳輸線插座	-	1	1	-	1	-	-	-	-	-	-	-	-	1	1	1	-	-	1	-	-	1	1	1	1	1		
	Telephone Outlet 電話插座	-	-	-	1	-	-	1	1	-	-	2	-	-	-	-	-	-	1	-	-	-	2	-	-	1			
	Telephone and Data Outlet 電話及數據傳輸線插座	-	-	-	-	-	-	-	-	-	-	-	-	-	-	-	-	-	-	-	-	-	-	-	-	-			
	Double Pole Switch 兩極開關掣	-	1	1	1	1	-	1	1	-	-	1	-	-	1	1	1	-	1	1	-	-	1	1	1	1	1		
	Home Automation Lighting Switch 智能家居燈掣	-	1	1	1	1	-	1	1	-	-	1	-	-	1	1	1	-	1	1	-	-	1	1	1	1	1		
	Lighting Switch 燈掣	-	2	1	2	2	-	2	2	-	-	1	-	-	1	1	1	-	1	1	-	-	1	1	1	2	1		
	Lighting Point 燈位	-	2	1	2	2	-	2	2	-	-	2	-	-	1	1	1	-	1	1	-	-	1	1	1	2	1		

Note : 1. “1, 2, .....” denotes the quantity of such provision(s) provided in the residential property.  
“-” denotes “not provided”.

備註 : 1. “1, 2, .....” 表示提供於該住宅物業內的裝置數量。符號“-”表示“不提供”。

The vendor undertakes that if lifts or appliances of the specified brand name or model number are not installed in the Development, lifts or appliances of comparable quality will be installed.  
賣方承諾如發展項目中沒有安裝指明的品牌名稱或產品型號的升降機或設備，便會安裝品質相若的升降機或設備。

# FITTINGS, FINISHES AND APPLIANCES

裝置、裝修物料及設備

Schedule of Mechanical and Electrical Provisions of Residential Properties 住宅物業機電裝置數量說明表

BLOCK 2 第2座

Location 位置	Floor 樓層	B4/F 地下4層		B3/F and B2/F 地下3層及 地下2層	B3/F 地下3層			B2/F 地下2層			B1/F 地下1層			G/F 地下				1/F 1樓				2/F 2樓				3/F 3樓					
	Unit 單位	1	2	3	5	6	7	8	9	10	11	12	13	15	16	17	18	19	20	21	22	23	25	26	27	Penthouse 頂層單位					
																										A	B	C	D		
Bedroom 3 睡房 3	Air Conditioning Control 冷氣溫度控制	-	-	1	1	1	-	1	1	-	-	1	-	-	-	-	-	-	-	-	-	-	-	-	-	-	-	-	-	-	
	13A Twin Socket Outlet 雙位電插座	-	-	3	3	3	-	3	3	-	-	2	-	-	-	-	-	-	-	-	-	-	-	-	-	-	-	-	-	-	
	13A Single Socket Outlet 單位電插座	-	-	-	-	-	-	-	-	-	-	1	-	-	-	-	-	-	-	-	-	-	-	-	-	-	-	-	-	-	
	Fused Spur Unit 接線位連保險絲	-	-	1	1	1	-	1	1	-	-	1	-	-	-	-	-	-	-	-	-	-	-	-	-	-	-	-	-	-	
	TV/FM Outlet 電視/電台插座	-	-	1	1	1	-	1	1	-	-	1	-	-	-	-	-	-	-	-	-	-	-	-	-	-	-	-	-	-	
	Telephone Outlet 電話插座	-	-	1	-	1	-	-	-	-	-	-	-	-	-	-	-	-	-	-	-	-	-	-	-	-	-	-	-	-	-
	Data Outlet 數據傳輸線插座	-	-	-	1	-	-	1	1	-	-	-	-	-	-	-	-	-	-	-	-	-	-	-	-	-	-	-	-	-	
	Telephone and Data Outlet 電話及數據傳輸線插座	-	-	-	-	-	-	-	-	-	-	1	-	-	-	-	-	-	-	-	-	-	-	-	-	-	-	-	-	-	-
	Home Automation Lighting Switch 智能家居燈掣	-	-	1	1	1	-	1	1	-	-	1	-	-	-	-	-	-	-	-	-	-	-	-	-	-	-	-	-	-	-
	Lighting Switch 燈掣	-	-	1	-	-	-	-	-	-	-	-	-	-	-	-	-	-	-	-	-	-	-	-	-	-	-	-	-	-	-
Lighting Point 燈位	-	-	1	2	2	-	2	2	-	-	9	-	-	-	-	-	-	-	-	-	-	-	-	-	-	-	-	-	-	-	-
Master Bathroom 主人浴室	TV/FM Outlet 電視/電台插座	1	1	1	1	1	1	1	1	1	1	-	1	-	1	1	1	1	1	1	1	1	1	1	1	1	1	1	1	1	1
	13A Weatherproof Socket Outlet 防水電插座	1	1	1	1	1	-	1	1	1	1	-	2	-	1	1	-	1	1	1	1	-	-	1	1	1	1	1	1	1	1
	Fused Spur Unit 接線位連保險絲	1	1	1	1	1	1	1	1	1	1	-	1	1	1	1	1	1	1	1	1	2	2	1	1	2	2	1	2	2	2
	Town Gas Water Heater Control 煤氣熱水爐溫度控制	2	2	2	2	2	-	2	2	2	2	-	2	1	2	2	1	2	2	2	1	1	1	2	2	2	2	2	2	2	2
	Lighting Point 燈位	4	4	5	5	5	5	4	4	4	5	2	4	2	4	4	4	4	4	4	4	5	7	4	4	4	4	3	2	2	2
	Heat Lamp 暖燈	1	1	1	1	1	-	1	1	1	1	-	1	1	1	1	1	1	1	1	1	-	-	1	1	-	-	-	-	-	-
	13A Twin Socket Outlet 雙位電插座	-	-	-	-	-	-	-	-	-	-	-	-	-	-	-	-	-	-	-	-	-	-	-	-	-	-	-	-	-	-
	13A Single Socket Outlet 單位電插座	3	3	3	3	3	-	3	3	2	3	-	3	-	3	3	2	3	3	3	3	3	2	3	3	-	-	1	-	-	-
	Telephone Outlet 電話插座	-	-	-	-	-	-	-	-	-	-	-	-	-	-	-	-	-	-	-	-	-	-	-	-	-	-	-	-	-	-
	Switch for Electric Curtain 電動窗簾開關掣	-	-	-	-	-	-	-	-	-	-	-	-	-	-	-	-	-	-	-	-	-	-	-	-	-	-	-	-	-	-
	Socket Outlet for Shaver Unit 鬚刨電插座	-	-	-	-	-	-	-	-	-	-	-	-	-	-	-	-	-	-	-	-	-	-	-	-	-	1	1	1	1	1
Bathroom 1 浴室 1	13A Twin Socket Outlet 雙位電插座	-	-	-	-	-	-	-	-	-	-	-	-	-	-	-	-	-	-	-	-	-	-	-	-	-	-	-	-	-	-
	Fused Spur Unit 接線位連保險絲	1	1	1	1	1	1	1	1	1	1	1	1	1	1	1	2	1	1	1	1	1	1	1	1	1	1	1	1	1	1
	Socket Outlet for Shaver Unit 鬚刨電插座	-	-	-	-	-	-	-	-	-	-	-	-	-	-	-	-	-	-	-	-	-	-	-	-	1	1	1	1	1	1
	13A Single Socket Outlet 單位電插座	1	1	1	1	1	1	1	1	1	1	1	1	3	1	1	1	1	1	1	1	1	1	1	1	-	-	-	-	-	-
	Town Gas Water Heater Control 煤氣熱水爐溫度控制	1	1	1	1	1	1	1	1	1	1	1	1	1	1	1	1	1	1	1	1	1	1	1	1	1	1	1	1	1	1
	Double Pole Switch 兩極開關掣	-	-	-	-	-	-	-	-	-	-	1	-	-	-	-	-	-	-	-	-	-	-	-	-	-	-	-	-	-	-
	Lighting Switch 燈掣	-	-	-	-	-	-	-	-	-	-	1	-	-	-	-	-	-	-	-	-	-	-	-	-	-	-	-	-	-	-
	Lighting Point 燈位	2	2	2	2	2	5	2	2	2	2	3	2	4	3	3	2	2	3	3	2	6	3	3	2	2	2	1	2	2	2
	Heat Lamp 暖燈	1	1	1	1	1	-	1	1	1	1	-	1	1	1	1	1	1	1	1	1	-	-	1	1	-	-	-	-	-	-
	TV/FM Outlet 電視/電台插座	-	-	-	-	-	-	-	-	-	-	-	-	1	-	-	-	-	-	-	-	-	-	-	-	-	-	-	-	-	-

Note : 1. “1, 2, .....” denotes the quantity of such provision(s) provided in the residential property.  
“-” denotes “not provided”.

備註： 1. “1, 2, .....” 表示提供於該住宅物業內的裝置數量。符號“-”表示“不提供”。

The vendor undertakes that if lifts or appliances of the specified brand name or model number are not installed in the Development, lifts or appliances of comparable quality will be installed.  
賣方承諾如發展項目中沒有安裝指明的品牌名稱或產品型號的升降機或設備，便會安裝品質相若的升降機或設備。



FITTINGS, FINISHES AND APPLIANCES

裝置、裝修物料及設備

Schedule of Mechanical and Electrical Provisions of Residential Properties 住宅物業機電裝置數量說明表

BLOCK 2 第2座

Location 位置	Floor 樓層	B4/F 地下4層		B3/F and B2/F 地下3層及 地下2層	B3/F 地下3層			B2/F 地下2層			B1/F 地下1層			G/F 地下				1/F 1樓				2/F 2樓				3/F 3樓				
	Unit 單位	1	2	3	5	6	7	8	9	10	11	12	13	15	16	17	18	19	20	21	22	23	25	26	27	Penthouse 頂層單位				
																										A	B	C	D	
Bathroom 2 浴室 2	13A Single Socket Outlet 單位電插座	-	1	-	1	1	-	1	1	-	-	1	-	-	1	1	1	1	1	1	1	-	1	1	1	-	-	-	-	
	Fused Spur Unit 接線位連保險絲	-	1	1	1	1	1	1	1	1	-	1	1	-	1	1	1	2	1	1	1	-	1	1	1	2	1	1	1	
	Socket Outlet for Shaver Unit 鬚刨電插座	-	-	-	-	-	-	-	-	-	-	-	-	-	-	-	-	-	-	-	-	-	-	-	-	1	1	1	1	
	Town Gas Water Heater Control 煤氣熱水爐溫度控制	-	1	1	1	1	-	1	1	-	-	1	-	-	1	1	1	1	1	1	1	-	1	1	1	1	1	1	1	
	Lighting Point 燈位	-	2	2	2	2	3	2	2	2	-	3	2	-	2	2	2	2	2	2	2	-	4	2	2	2	2	3	3	2
	Heat Lamp 暖燈	-	1	1	1	1	1	-	1	1	-	-	-	-	-	1	1	1	1	1	1	-	-	1	1	-	-	-	-	
Bathroom 3 浴室 3	Socket Outlet for Shaver Unit 鬚刨電插座	-	-	-	-	-	-	-	-	-	-	-	-	-	-	-	-	-	-	-	-	-	-	-	-	-	1	1	-	
	Fused Spur Unit 接線位連保險絲	-	1	-	1	1	-	1	1	-	-	1	-	-	1	1	-	-	1	1	-	-	1	1	-	-	1	1	-	
	13A Single Socket Outlet 單位電插座	-	-	-	1	-	-	-	-	-	-	-	-	-	1	1	-	-	1	1	-	-	-	1	-	-	-	-	-	
	Town Gas Water Heater Control 煤氣熱水爐溫度控制	-	-	-	-	-	-	-	-	-	-	-	-	-	1	1	-	-	1	1	-	-	-	1	-	-	1	1	-	
	Lighting Point 燈位	-	2	-	2	2	-	1	2	-	-	1	-	-	4	4	-	-	4	4	-	-	2	4	-	-	1	1	-	
Bathroom 4 浴室 4	Fused Spur Unit 接線位連保險絲	-	-	-	-	-	-	-	-	-	-	1	-	-	-	-	-	-	-	-	-	-	-	-	-	-	-	-	-	
	Lighting Switch 燈掣	-	-	-	-	-	-	-	-	-	-	1	-	-	-	-	-	-	-	-	-	-	-	-	-	-	-	-	-	
	Lighting Point 燈位	-	-	-	-	-	-	-	-	-	-	1	-	-	-	-	-	-	-	-	-	-	-	-	-	-	-	-	-	
Kitchen 廚房	13A Twin Socket Outlet 雙位電插座	3	2	7	2	3	2	4	4	3	7	3	3	3	5	5	3	3	4	4	3	1	3	3	3	3	3	3	3	
	13A Single Socket Outlet 單位電插座	3	7	5	7	6	5	5	6	2	7	5	3	3	4	4	3	2	4	4	2	6	5	4	2	2	6	7	3	
	Fused Spur Unit 接線位連保險絲	6	6	6	6	6	6	7	6	6	7	6	5	4	6	7	3	4	6	6	5	3	6	6	6	5	7	7	8	
	Double Pole Switch 兩極開關掣	-	-	-	-	-	2	-	-	-	-	2	-	-	-	-	-	-	-	-	-	2	-	-	-	-	-	-	2	
	Washing Machine Connection Point (Water Point) 洗衣機接駁點(來水位)	1	1	1	1	1	1	1	1	1	1	1	1	1	1	1	1	1	1	1	1	-	1	1	1	1	1	1	1	
	Washing Machine Connection Point (Drainage Point) 洗衣機接駁點(去水位)	1	1	1	1	1	1	1	1	1	1	1	1	1	1	1	1	1	1	1	1	-	1	1	1	1	1	1	1	
	TV/FM Outlet 電視/電台插座	1	-	2	1	1	1	1	1	1	1	1	1	-	1	1	-	-	1	1	1	1	1	1	1	-	1	1	-	
	Telephone Outlet 電話插座	-	-	1	-	-	1	-	-	-	-	-	-	-	-	-	-	-	-	-	-	1	-	-	-	-	-	-	-	
	Lighting Switch 燈掣	1	1	-	1	1	1	1	1	-	2	2	-	1	1	1	1	1	1	1	1	1	1	1	1	1	1	1	1	
	Lighting Point 燈位	5	4	10	4	4	9	7	4	3	8	6	4	3	8	6	2	4	4	4	4	4	7	4	4	2	3	3	2	
	Door Bell 門鈴	-	-	-	-	-	-	-	-	-	-	-	-	-	-	-	-	-	-	-	-	1	1	-	-	1	1	1	1	
	Air Conditioning Control 冷氣溫度控制	1	1	2	1	1	1	1	1	1	2	1	1	1	1	1	1	1	1	1	1	-	1	1	1	1	1	1	1	
	Video Door Phone 視像對講機	1	1	1	1	1	1	1	1	1	1	1	1	1	1	1	1	1	1	1	1	-	1	1	1	1	1	1	1	

Note : 1. “1, 2, .....” denotes the quantity of such provision(s) provided in the residential property.  
“-” denotes “not provided”.

備註 : 1. “1, 2, .....” 表示提供於該住宅物業內的裝置數量。符號“-”表示“不提供”。

The vendor undertakes that if lifts or appliances of the specified brand name or model number are not installed in the Development, lifts or appliances of comparable quality will be installed.  
賣方承諾如發展項目中沒有安裝指明的品牌名稱或產品型號的升降機或設備，便會安裝品質相若的升降機或設備。

FITTINGS, FINISHES AND APPLIANCES

裝置、裝修物料及設備

Schedule of Mechanical and Electrical Provisions of Residential Properties 住宅物業機電裝置數量說明表

BLOCK 2 第2座

Location 位置	Floor 樓層	B4/F 地下4層		B3/F and B2/F 地下3層及 地下2層	B3/F 地下3層			B2/F 地下2層			B1/F 地下1層			G/F 地下				1/F 1樓				2/F 2樓				3/F 3樓					
		Unit 單位	1		2	3	5	6	7	8	9	10	11	12	13	15	16	17	18	19	20	21	22	23	25	26	27	Penthouse 頂層單位			
																												A	B	C	D
Store inside Kitchen 廚房儲物室	13A Twin Socket Outlet 雙位電插座	-	-	-	-	-	-	-	-	-	-	-	-	-	-	-	-	-	-	-	-	-	-	-	-	-	1	-	-		
	13A Single Socket Outlet 單位電插座	1	1	1	1	1	1	-	1	1	1	1	1	1	1	1	1	1	1	1	1	1	1	1	1	1	-	1	1		
	Fused Spur Unit 接線位連保險絲	4	4	4	4	4	4	4	4	4	4	4	4	4	4	4	4	4	4	4	4	4	4	4	4	4	4	4	4		
	Home Automation Lighting Switch 智能家居燈掣	-	-	-	-	-	-	-	-	-	-	-	-	-	-	-	-	-	-	-	1	-	-	-	-	-	-	-	-		
	Lighting Switch 燈掣	2	2	2	2	2	2	2	2	2	2	2	2	2	2	2	2	2	2	2	-	2	2	2	1	2	2	2	1		
	Lighting Point 燈位	1	1	1	1	1	1	1	1	1	1	1	1	1	1	1	1	1	1	1	1	1	1	1	1	1	1	1	1		
	Double Pole Switch 兩極開關掣	1	1	1	1	1	1	1	1	1	1	1	1	1	1	1	1	1	1	1	-	1	1	1	-	1	1	1	-		
	Miniature Circuit Breakers Board, Network Rack & Automation Rack 配電箱、數據管理箱及智能家居管理箱	1	1	1	1	1	1	1	1	1	1	1	1	1	1	1	1	1	1	1	1	1	1	1	1	1	1	1	1		
	Air Conditioning Control 冷氣溫度控制	2	2	2	2	2	2	2	2	2	2	2	2	2	2	2	2	2	2	2	2	2	2	2	2	2	2	2	2		
	Town Gas Water Heater Control 煤氣熱水爐溫度控制	1	-	1	-	-	1	1	-	1	1	-	1	1	1	1	1	1	-	-	1	1	-	-	1	1	-	-	1		
	Washing Machine Connection Point (Water Point) 洗衣機接駁點(來水位)	-	-	-	-	-	-	-	-	-	-	-	-	-	-	-	-	-	-	-	-	1	-	-	-	-	-	-	-		
	Washing Machine Connection Point (Drainage Point) 洗衣機接駁點(去水位)	-	-	-	-	-	-	-	-	-	-	-	-	-	-	-	-	-	-	-	-	1	-	-	-	-	-	-	-		
Store at Dining room 飯廳儲物室	13A Single Socket Outlet 單位電插座	-	-	-	-	-	-	-	-	-	-	-	-	-	1	1	-	-	1	1	-	-	-	1	-	-	1	1	-		
	Fused Spur Unit 接線位連保險絲	-	-	-	-	-	-	-	-	-	-	-	-	-	1	1	-	-	1	1	-	-	-	1	-	-	1	1	-		
	Home Automation Lighting Switch 智能家居燈掣	-	-	-	-	-	-	-	-	-	-	-	-	-	-	-	-	-	1	1	-	-	-	1	-	-	1	1	-		
	Lighting Switch 燈掣	-	-	-	-	-	-	-	-	-	-	-	-	-	1	1	-	-	-	-	-	-	-	-	-	-	-	-	-		
	Lighting Point 燈位	-	-	-	-	-	-	-	-	-	-	-	-	-	1	1	-	-	1	1	-	-	-	1	-	-	1	1	-		
	Air Conditioning Control 冷氣溫度控制	-	-	-	-	-	-	-	-	-	-	-	-	-	1	1	-	-	1	1	-	-	-	1	-	-	1	1	-		
Store at Corridor 走廊儲物室	Air Conditioning Control 冷氣溫度控制	-	-	-	-	-	-	-	-	-	-	-	-	-	1	-	-	-	-	-	-	-	-	-	-	-	-	-	-		
	Fused Spur Unit 接線位連保險絲	-	-	-	-	-	-	-	-	-	-	-	-	-	1	-	-	-	-	-	-	-	-	-	-	-	-	-	-		
	Lighting Switch 燈掣	-	-	-	-	-	-	-	-	-	-	-	-	-	1	-	-	-	-	-	-	-	-	-	-	-	-	-	-		
	13A Twin Socket Outlet 雙位電插座	-	-	-	-	-	-	-	-	-	-	-	-	-	2	-	-	-	-	-	-	-	-	-	-	-	-	-	-		
	Lighting Point 燈位	-	-	-	-	-	-	-	-	-	-	-	-	-	1	-	-	-	-	-	-	-	-	-	-	-	-	-	-		
Toilet at Dining room 飯廳洗手間	Lighting Point 燈位	-	-	2	-	-	-	-	-	-	-	-	-	-	-	-	-	-	-	-	-	-	-	-	-	-	-	-	-		
	Fused Spur Unit 接線位連保險絲	-	-	1	-	-	-	-	-	-	-	-	-	-	-	-	-	-	-	-	-	-	-	-	-	-	-	-	-		
Toilet inside Store 儲物室 洗手間	Lighting Point 燈位	1	1	1	1	1	1	1	1	1	1	1	1	1	1	1	1	1	1	1	1	1	1	1	1	1	1	1	1		
	Fused Spur Unit 接線位連保險絲	1	1	1	1	1	1	1	1	1	1	1	1	1	1	1	1	1	1	1	1	1	1	1	1	-	1	1	1		
	Socket Outlet for Shaver Unit 鬚刨電插座	-	1	1	1	1	1	1	1	1	1	1	1	1	1	1	1	1	1	1	1	1	1	1	1	1	1	1	1		
	Lighting Switch 燈掣	-	-	-	-	-	-	-	-	-	-	-	-	-	-	-	-	-	-	-	1	-	-	-	1	-	-	-	1		
	Double Pole Switch 兩極開關掣	-	-	-	-	-	-	-	-	-	-	-	-	-	-	-	-	-	-	-	1	-	-	-	1	-	-	-	1		
	Town Gas Water Heater Control 煤氣熱水爐溫度控制	-	1	-	1	1	-	-	1	-	-	1	-	-	-	-	-	-	-	1	1	-	-	1	1	-	-	1	1	-	

Note : 1. “1, 2, .....” denotes the quantity of such provision(s) provided in the residential property.  
“-” denotes “not provided”.

備註： 1. “1, 2, .....” 表示提供於該住宅物業內的裝置數量。符號“-”表示“不提供”。

The vendor undertakes that if lifts or appliances of the specified brand name or model number are not installed in the Development, lifts or appliances of comparable quality will be installed.

賣方承諾如發展項目中沒有安裝指明的品牌名稱或產品型號的升降機或設備，便會安裝品質相若的升降機或設備。

FITTINGS, FINISHES AND APPLIANCES

裝置、裝修物料及設備

Schedule of Mechanical and Electrical Provisions of Residential Properties 住宅物業機電裝置數量說明表

BLOCK 2 第2座

Location 位置	Floor 樓層	B4/F 地下4層		B3/F and B2/F 地下3層及 地下2層	B3/F 地下3層			B2/F 地下2層			B1/F 地下1層			G/F 地下				1/F 1樓				2/F 2樓				3/F 3樓				
	Unit 單位	1	2	3	5	6	7	8	9	10	11	12	13	15	16	17	18	19	20	21	22	23	25	26	27	Penthouse 頂層單位				
		A	B	C	D																									
Sauna 桑拿房	Wall Light 牆燈	-	-	-	-	-	-	-	-	-	-	2	-	-	-	-	-	-	-	-	-	2	-	-	-	-	-	-	-	
Flat Roof 平台	13A Weatherproof Socket Outlet 防水電插座	-	-	-	-	-	-	-	-	-	-	-	-	-	-	-	-	-	-	-	-	-	-	-	-	2	2	2	2	
	Wall Light 牆燈	-	-	-	-	-	-	-	-	-	-	-	-	-	-	-	-	-	-	-	-	-	-	-	-	15	8	13	12	
	Isolator 開關掣	-	-	-	-	-	-	-	-	-	-	-	-	-	-	-	-	-	-	-	-	-	-	-	-	2	2	2	3	
Terrace 前庭	13A Weatherproof Socket Outlet 防水電插座	-	-	-	-	-	3	-	-	-	-	-	-	-	-	-	-	-	-	-	-	-	-	-	-	-	-	-	-	
	Lighting Point 燈位	-	-	1	-	-	1	-	-	-	-	-	-	-	-	-	-	-	-	-	-	-	-	-	-	-	-	-	-	
	Wall Light 牆燈	-	-	2	-	-	9	-	-	-	-	-	-	-	-	-	-	-	-	-	-	-	-	-	-	-	-	-	-	
	Isolator 開關掣	-	-	4	-	-	3	-	-	-	-	-	-	-	-	-	-	-	-	-	-	-	-	-	-	-	-	-	-	
Stairhood 梯屋	Lighting Point 燈位	-	-	-	-	-	-	-	-	-	-	-	-	-	-	-	-	-	-	-	-	-	-	-	-	6	6	6	6	
	Fused Spur Unit 接線位連保險絲	-	-	-	-	-	-	-	-	-	-	-	-	-	-	-	-	-	-	-	-	-	-	-	-	1	1	1	1	
	13A Twin Socket Outlet 雙位電插座	-	-	-	-	-	-	-	-	-	-	-	-	-	-	-	-	-	-	-	-	-	-	-	-	2	2	2	2	
	Home Automation Lighting Switch 智能家居燈掣	-	-	-	-	-	-	-	-	-	-	-	-	-	-	-	-	-	-	-	-	-	-	-	-	1	1	1	1	
	Lighting Switch 燈掣	-	-	-	-	-	-	-	-	-	-	-	-	-	-	-	-	-	-	-	-	-	-	-	-	1	1	1	1	
	TV/FM Outlet 電視/電台插座	-	-	-	-	-	-	-	-	-	-	-	-	-	-	-	-	-	-	-	-	-	-	-	-	1	1	1	1	
	Telephone Outlet 電話插座	-	-	-	-	-	-	-	-	-	-	-	-	-	-	-	-	-	-	-	-	-	-	-	-	1	1	1	1	
Balcony 露台	Lighting Point 燈位	1	1	1	1	1	-	1	1	1	1	1	1	1	1	1	3	4	1	1	4	3	1	1	2	3	1	1	2	
Utility Platform 工作平台	Lighting Point 燈位	-	1	-	1	1	-	1	1	-	1	1	-	1	1	1	1	1	1	1	1	1	1	1	1	1	1	-	-	1
	Wall Light 牆燈	-	-	-	-	-	-	-	-	-	-	-	-	-	-	-	-	-	-	-	-	-	-	-	-	-	1	1	-	
Planter 花槽	Isolator 開關掣	-	3	-	-	-	-	-	-	-	-	-	-	-	-	-	-	-	-	-	-	-	-	-	-	-	-	-	-	
	Lighting Point 燈位	-	-	-	-	-	-	-	-	-	-	-	-	-	-	-	-	-	-	-	-	-	-	-	-	-	-	-	-	
	Wall Light 牆燈	1	1	-	-	-	-	-	-	-	-	-	-	-	-	-	-	-	-	-	-	-	-	-	-	-	-	-	-	
Garden 花園	Wall Light 牆燈	-	-	-	-	-	-	-	-	-	-	-	-	1	-	-	1	-	-	-	-	-	-	-	-	-	-	-	-	
	13A Weatherproof Socket Outlet 防水電插座	-	-	-	-	-	-	-	-	-	-	-	-	1	-	-	1	-	-	-	-	-	-	-	-	-	-	-	-	
	Door Bell Push Button 門鈴按鈕	-	-	-	-	-	-	-	-	-	-	-	-	1	-	-	1	-	-	-	-	-	-	-	-	-	-	-	-	
Air-Conditioner Platform (Common Area) 冷氣機平台 (公用地方)	Isolator 開關掣	3	3	3	3	3	-	3	3	3	3	3	3	3	3	3	3	3	3	3	3	3	3	3	3	3	3	3	2	

Note : 1. “1, 2, .....” denotes the quantity of such provision(s) provided in the residential property.  
“-” denotes “not provided”.

備註： 1. “1, 2, .....” 表示提供於該住宅物業內的裝置數量。符號“-”表示“不提供”。

The vendor undertakes that if lifts or appliances of the specified brand name or model number are not installed in the Development, lifts or appliances of comparable quality will be installed.  
賣方承諾如發展項目中沒有安裝指明的品牌名稱或產品型號的升降機或設備，便會安裝品質相若的升降機或設備。

167

# FITTINGS, FINISHES AND APPLIANCES

裝置、裝修物料及設備

Schedule of Mechanical and Electrical Provisions of Residential Properties 住宅物業機電裝置數量說明表

BLOCK 3 第3座

Location 位置	Floor 樓層	1/F 1樓	2/F 2樓	3/F 3樓
	Unit 單位	1	2	Penthouse 頂層單位 A
Main Entrance 大門入口	Door Bell Push Button 門鈴按鈕	1	1	1
Living Room & Dining Room 客廳及飯廳	Air Conditioning Control 冷氣溫度控制	3	3	2
	13A Twin Socket Outlet 雙位電插座	7	7	7
	13A Single Socket Outlet 單位電插座	1	1	2
	TV/FM Outlet 電視/電台插座	2	2	2
	Telephone Outlet 電話插座	1	1	1
	Data Outlet 數據傳輸線插座	1	1	1
	Fused Spur Unit 接線位連保險絲	4	4	3
	Double Pole Switch 兩極開關掣	3	3	1
	Home Automation Switch for Electric Curtain 智能電動窗簾開關掣	1	1	1
	Home Automation Lighting Switch 智能家居燈掣	2	3	2
	Lighting Switch 燈掣	7	3	3
	Lighting Point 燈位	5	5	5
	Door Bell 門鈴	1	1	1
	Video Door Phone 視像對講機	1	1	1
Master Bedroom 主人睡房	Air Conditioning Control 冷氣溫度控制	1	1	1
	13A Twin Socket Outlet 雙位電插座	3	3	3
	TV/FM Outlet 電視/電台插座	2	2	2
	Telephone Outlet 電話插座	1	1	1
	Data Outlet 數據傳輸線插座	1	1	1
	Fused Spur Unit 接線位連保險絲	2	2	2
	Double Pole Switch 兩極開關掣	1	1	1
	Home Automation Lighting Switch 智能家居燈掣	2	2	2
	Lighting Switch 燈掣	1	1	1
	Lighting Point 燈位	3	4	1
	Panic Alarm 救命鐘	1	1	1
	Home Automation Switch for Electric Curtain 智能電動窗簾開關掣	1	1	1
Walk-in Closet 衣帽間	Air Conditioning Control 冷氣溫度控制	-	1	1
	13A Twin Socket Outlet 雙位電插座	-	1	1
	Fused Spur Unit 接線位連保險絲	-	1	1
	Lighting Switch 燈掣	-	1	1
	Lighting Point 燈位	-	2	2

Note : 1. “1, 2, .....” denotes the quantity of such provision(s) provided in the residential property.  
“-” denotes “not provided”.

備註： 1. “1, 2, .....” 表示提供於該住宅物業內的裝置數量。符號“-”表示“不提供”。

BLOCK 3 第3座

Location 位置	Floor 樓層	1/F 1樓	2/F 2樓	3/F 3樓
	Unit 單位	1	2	Penthouse 頂層單位 A
Bedroom 1 睡房 1	Air Conditioning Control 冷氣溫度控制	1	1	1
	13A Twin Socket Outlet 雙位電插座	3	3	3
	TV/FM Outlet 電視/電台插座	1	1	1
	Data Outlet 數據傳輸線插座	1	1	1
	Fused Spur Unit 接線位連保險絲	1	1	1
	Home Automation Lighting Switch 智能家居燈掣	1	1	1
	Lighting Point 燈位	1	1	1
Bedroom 2 睡房 2	Air Conditioning Control 冷氣溫度控制	1	1	1
	13A Twin Socket Outlet 雙位電插座	3	3	3
	TV/FM Outlet 電視/電台插座	1	1	1
	Data Outlet 數據傳輸線插座	1	1	1
	Fused Spur Unit 接線位連保險絲	1	1	1
	Double Pole Switch 兩極開關掣	-	1	1
	Home Automation Lighting Switch 智能家居燈掣	1	1	1
	Lighting Switch 燈掣	1	2	2
	Lighting Point 燈位	1	2	2
Bedroom 3 睡房 3	Air Conditioning Control 冷氣溫度控制	1	-	-
	13A Twin Socket Outlet 雙位電插座	3	-	-
	TV/FM Outlet 電視/電台插座	1	-	-
	Telephone Outlet 電話插座	1	-	-
	Fused Spur Unit 接線位連保險絲	1	-	-
	Double Pole Switch 兩極開關掣	1	-	-
	Home Automation Lighting Switch 智能家居燈掣	1	-	-
	Lighting Switch 燈掣	2	-	-
	Lighting Point 燈位	1	-	-
	TV/FM Outlet 電視/電台插座	1	1	1
Master Bathroom 主人浴室	Socket Outlet for Shaver Unit 鬚刨電插座	1	1	1
	13A Weatherproof Socket Outlet 防水電插座	1	1	1
	Fused Spur Unit 接線位連保險絲	2	2	1
	Town Gas Water Heater Control 煤氣熱水爐溫度控制	2	2	2
	Lighting Point 燈位	1	2	2

The vendor undertakes that if lifts or appliances of the specified brand name or model number are not installed in the Development, lifts or appliances of comparable quality will be installed.

賣方承諾如發展項目中沒有安裝指明的品牌名稱或產品型號的升降機或設備，便會安裝品質相若的升降機或設備。



# FITTINGS, FINISHES AND APPLIANCES

裝置、裝修物料及設備

Schedule of Mechanical and Electrical Provisions of Residential Properties 住宅物業機電裝置數量說明表

BLOCK 3 第3座

Location 位置	Floor 樓層	1/F 1樓	2/F 2樓	3/F 3樓
	Unit 單位	1	2	Penthouse 頂層單位 A
Bathroom 1 浴室 1	Socket Outlet for Shaver Unit 鬚刨電插座	1	1	1
	Fused Spur Unit 接線位連保險絲	1	1	1
	Town Gas Water Heater Control 煤氣熱水爐溫度控制	1	1	1
	Lighting Point 燈位	2	2	2
Bathroom 2 浴室 2	Socket Outlet for Shaver Unit 鬚刨電插座	1	1	1
	Fused Spur Unit 接線位連保險絲	1	1	1
	Town Gas Water Heater Control 煤氣熱水爐溫度控制	1	1	1
	Lighting Point 燈位	2	2	2
Kitchen 廚房	13A Twin Socket Outlet 雙位電插座	3	3	3
	13A Single Socket Outlet 單位電插座	4	4	4
	Fused Spur Unit 接線位連保險絲	4	5	4
	Double Pole Switch 兩極開關掣	-	-	2
	Washing Machine Connection Point (Water Point) 洗衣機接駁點(來水位)	1	1	1
	Washing Machine Connection Point (Drainage Point) 洗衣機接駁點(去水位)	1	1	1
	Lighting Switch 燈掣	-	1	2
	Lighting Point 燈位	2	2	2
	Door Bell 門鈴	1	1	1
	Air Conditioning Control 冷氣溫度控制	1	1	1
	TV/FM Outlet 電視/電台插座	1	1	1
	Video Door Phone 視像對講機	1	1	1
	13A Single Socket Outlet 單位電插座	1	1	1
	Lighting Switch 燈掣	2	2	2
	Lighting Point 燈位	1	1	1
Store 儲物室	Fused Spur Unit 接線位連保險絲	4	4	4
	Double Pole Switch 兩極開關掣	1	-	-
	Miniature Circuit Breakers Board, Network Rack & Automation Rack 配電箱、數據管理箱及智能家居管理箱	1	1	1
	Air Conditioning Control 冷氣溫度控制	2	2	2
	Town Gas Water Heater Control 煤氣熱水爐溫度控制	1	1	1

Note : 1. “1, 2, .....” denotes the quantity of such provision(s) provided in the residential property.  
“-” denotes “not provided”.

備註 : 1. “1, 2, .....” 表示提供於該住宅物業內的裝置數量。符號 “-” 表示 “不提供”。

BLOCK 3 第3座

Location 位置	Floor 樓層	1/F 1樓	2/F 2樓	3/F 3樓
	Unit 單位	1	2	Penthouse 頂層單位 A
Store at Master Bedroom 主人睡房儲物室	13A Single Socket Outlet 單位電插座	-	1	1
	Lighting Switch 燈掣	-	1	1
	Lighting Point 燈位	-	1	1
	Fused Spur Unit 接線位連保險絲	-	1	1
	Air Conditioning Control 冷氣溫度控制	-	1	1
Toilet inside Store 儲物室洗手間	Lighting Point 燈位	1	1	1
	Fused Spur Unit 接線位連保險絲	1	-	-
	Socket Outlet for Shaver Unit 鬚刨電插座	1	1	1
Flat Roof 平台	13A Weatherproof Socket Outlet 防水電插座	-	-	2
	Isolator 開關掣	3	-	3
	Lighting Point 燈位	1	-	14
Stairhood 梯屋	Lighting Point 燈位	-	-	6
	13A Twin Socket Outlet 雙位電插座	-	-	2
	Lighting Switch 燈掣	-	-	1
	Home Automation Lighting Switch 智能家居燈掣	-	-	1
	Fused Spur Unit 接線位連保險絲	-	-	1
	TV/FM Outlet 電視/電台插座	-	-	1
	Telephone Outlet 電話插座	-	-	1
Balcony 露台	Lighting Point 燈位	1	1	1
Utility Platform 工作平台	Lighting Switch 燈掣	-	-	-
	Lighting Point 燈位	-	1	1
Terrace 前庭	Wall Light 牆燈	4	-	-
Air-Conditioner Platform (Common Area) 冷氣機平台 (公用地方)	Isolator 開關掣	-	3	2

The vendor undertakes that if lifts or appliances of the specified brand name or model number are not installed in the Development, lifts or appliances of comparable quality will be installed.  
賣方承諾如發展項目中沒有安裝指明的品牌名稱或產品型號的升降機或設備，便會安裝品質相若的升降機或設備。

# SERVICE AGREEMENTS

## 服務協議

1.

Potable and flushing water is supplied by Water Supplies Department.

2.

Electricity is supplied by CLP Power Hong Kong Limited.

3.

Towngas is supplied by The Hong Kong and China Gas Company Limited.
1.

食水及沖廁水由水務署供應

2.

電力由中華電力有限公司供應

3.

煤氣由香港中華煤氣有限公司供應

# GOVERNMENT RENT

## 地稅

The owner is liable for the Government rent payable in respect of the residential property up to and including the date of the Assignment of the residential property.

擁有人有法律責任繳付住宅物業之地稅，直至及包括簽立有關住宅物業之轉讓契當日為止。

# MISCELLANEOUS PAYMENTS BY PURCHASER

## 買方的雜項付款

1. On the delivery of the vacant possession of the specified residential property to the purchaser, the purchaser is liable to reimburse the owner for the deposits for water, electricity and gas.
2. On that delivery, the purchaser is not liable to pay to the owner a debris removal fee.

Remark:

On that delivery, the purchaser is liable to pay a debris removal fee to the manager (not the owner) under the Deed of Mutual Covenant.

1. 在向買方交付指明住宅物業在空置情況下的管有權時，買方須負責向擁有人補還水、電力及氣體的按金。
2. 在交付時，買方不須向擁有人支付清理廢料的費用。

備註：

在交付時，買方須根據公契向管理人(而非擁有人)支付清理廢料的費用。

# DEFECT LIABILITY WARRANTY PERIOD

## 欠妥之處的保養責任期

The vendor shall, at its own cost and as soon as reasonably practicable after the receipt of a written notice served by the purchaser within 6 months after the date of the completion of the sale and purchase of the residential property, remedy any defects to the residential property, or the fittings, finishes or appliances incorporated into the residential property as set out in the agreement for sale and purchase, caused otherwise than by the act or neglect of the purchaser.

凡住宅物業或於買賣合約列出裝設於住宅物業內的裝置、裝修物料或設備有欠妥之處，而該欠妥之處並非因買方之行為或疏忽所造成，賣方於收到買方在買賣成交日期後6個月內發出書面通知後，須盡快在合理切實可行之情況下，自費予以補救。

# MAINTENANCE OF SLOPES

## 斜坡維修

1. The Land Grant requires the owners of the residential properties of the Development to maintain slopes at its own costs.
2. Special Condition No.(33)(a) of the Land Grant provides that the Grantee shall at his own expense carry out and complete to the satisfaction of the Director of Lands (“the Director”) such geotechnical investigations and such slope treatment, landslide preventive, mitigation and remedial works on the area shown coloured green hatched black on PLAN I annexed to the Land Grant (“the Green Hatched Black Area”) as the Director in his absolute discretion may require and shall, at all times during the term hereby agreed to be granted, at his own expense, maintain in good and substantial repair and condition to the satisfaction of the Director the Green Hatched Black Area including all land, slope treatment works, earth-retaining structures, drainage and any other works therein and thereon. In the event that any landslide, subsidence or falling away occurs within the Green Hatched Black Area at any time during the term hereby agreed to be granted, the Grantee shall at his own expense reinstate and make good the same to the satisfaction of the Director together with any adjacent or adjoining areas which, in the opinion of the Director (whose decision shall be final and binding on the Grantee), have also been affected. The Grantee shall indemnify the Government, its agents and contractors against all claims, proceedings, costs, damages and expenses whatsoever incurred by reason of such landslide, subsidence or falling away. The Grantee shall ensure at all times that there shall be no illegal excavation or dumping on the Green Hatched Black Area and, subject to the prior written approval of the Director, the Grantee may erect fences or other barriers for the prevention of such illegal excavation or dumping. In addition to any other rights or remedies the Director may have in respect of any breach of these Conditions, the Director may at any time by notice in writing call upon the Grantee to carry out such geotechnical investigations, slope treatment, landslide preventive, mitigation and remedial works and to maintain, reinstate and make good any land, structure or works affected by such landslide, subsidence or falling away, and if the Grantee shall neglect or fail to comply with such notice to the satisfaction of the Director within the period specified therein, the Director may, after the expiry of such period, execute and carry out the required works and the Grantee shall on demand repay to the Government the cost thereof.
3. Special Condition No.(32)(a) of the Land Grant provides that where there is or has been any cutting away, removal or setting back of any land, or any building up or filling in or any slope treatment works of any kind whatsoever, whether with or without the prior written consent of the Director, either within the lot or on any Government land, which is or was done for the purpose of or in connection with the formation, levelling or development of the lot or any part thereof or any other works required to be done by the Grantee under these Conditions, or for any other purpose, the Grantee shall at his own expense carry out and construct such slope treatment works, retaining walls or other support protection, drainage or ancillary or other works as shall or may then or at any time thereafter be necessary to protect and support such land within the lot and also any adjacent or adjoining Government or leased land and to obviate and prevent any falling away, landslide or subsidence occurring thereafter. The Grantee shall at all times during the term hereby agreed to be granted maintain at his own expense the said land, slope treatment works, retaining walls or other support, protection, drainage or ancillary or other works in good and substantial repair and condition to the satisfaction of the Director.
4. Each of the owners of the Development is obliged to contribute towards the costs of the maintenance work.
5. Under the Deed of Mutual Covenant, the Manager shall have the duty and power: (i) To have the full authority of the Owners to engage suitable qualified personnel to inspect keep and maintain in good substantial repair and condition and carry out any necessary works in respect of such slopes, slope treatment works, retaining walls, metal fence/fencing and/or other structures within or outside the Land including, in particular and without limitation, the Green Hatched Black Area referred to in Special Condition No. (33) of the Land Grant which are required to be maintained by the Owners under the Land Grant (“the Slopes and Retaining Walls”) in compliance with the Land Grant and in accordance with the slope maintenance manual and in particular, in accordance with all guidelines issued from time to time by the appropriate Government Departments regarding the maintenance of the Slopes and Retaining Walls and to collect from the Owners all costs lawfully incurred or to be incurred by it in carrying out such maintenance and repair and such other works; (ii) To maintain all areas, slopes, open spaces and facilities as are required to be maintained under the provisions of the Land Grant and in the manner as provided therein; (iii) To carry out all works and comply with the maintenance obligation of the Slope and Retaining Walls, in particular and without limitation, the Green Hatched Black Area provided under Special Condition No.(33)(a) of the Land Grant until the Government gives notice to determine the obligations and rights of the Owners pursuant to Special Condition No.(33)(b) of the Land Grant; and (iv) To maintain and manage at all times the compensatory planting, transplanting, compensatory landscaping or replanting on any part or parts of the Estate and/or the Land and/or the Green Hatched Black Area (which Green Hatched Black Area is defined in Special Condition No. (33) of the Land Grant) to the satisfaction of the Director of Lands.
6. The plan for the slopes, retaining walls or related structures (if any) constructed or to be constructed within or outside the land on which the development is situated is set out on page 173.



# MAINTENANCE OF SLOPES

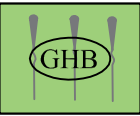
## 斜坡維修

- 「批地文件」規定，發展項目中住宅物業的擁有人必須自費維修斜坡。
- 「批地文件」第(33)(a)條批地特別條款規定「承批人」應依照「署長」全權酌情指定，自費在「批地文件」所夾附「圖則I」以綠色間黑斜線顯示的範圍 (以下簡稱「綠色間黑斜線範圍」)進行及完成令「署長」滿意的土力勘探工程和相關斜坡處理、山泥傾瀉預防、緩減及補救工程，並時刻於本文所訂的整個批租期內自費維修「綠色間黑斜線範圍」，包括該處所有土地、斜坡處理工程、護土結構、排水及任何其他工程，以保持其維修充足及狀態良好，令「署長」滿意。如「綠色間黑斜線範圍」於本文所訂的整個批租期內發生山泥傾瀉、地陷或土地滑土，「承批人」必須自費以「署長」滿意的方式還原及修復。如「署長」認為(其決定將作終論並對「承批人」約束)任何毗連或毗鄰土地因此受損，「承批人」亦須還原及修復，此外並向「政府」、其代理及承辦商賠償由此招致的所有索償、訴訟、費用、損害及開支。再者，「承批人」時刻均應確保「綠色間黑斜線範圍」無任何非法挖掘或傾倒工程。如事前獲「署長」書面批准，「承批人」可架設圍欄或其他屏障防止此等非法挖掘或傾倒活動。如有違反本文任何條款，「署長」除擁有本文訂明的任何其他權利或補償權外，並有權隨時發出書面通知，要求「承批人」執行土力勘探工程和斜坡處理、山泥傾瀉預防、緩減及補救工程，以及維修、還原及修復任何受山泥傾瀉、地陷或土地滑土影響的土地、結構或工程。如「承批人」疏忽或未能以「署長」滿意的方式在通知書訂明的期限內履行通知的規定，「署長」可於期限屆滿後執行和進行所需工程，「承批人」須在接獲通知時向「政府」償還有關的費用。
- 「批地文件」第(32)(a)條批地特別條款規定如該地段內或任何「政府」官地現時或以往曾經配合或因應該地段或其任何部份的平整、水準測量或發展事宜或因任何其他目的進行削土、移土或土地後移工程，或建造或填土工程，或任何性質的斜坡處理工程，或此等「批地條款」規定「承批人」執行的其他工程，不論事前是否獲「署長」書面同意，「承批人」亦須於當時或嗣後任何時間，按需要自費進行和建造斜坡處理工程、護土牆或其他支承防護結構、排水或附屬工程或其他工程，以保護及支撐該地段內的土地和任何毗連或毗鄰「政府」官地或已批租土地，同時避免及防止其後發生滑土、山泥傾瀉或地陷。「承批人」應在本文協定的整個批租期內自費維修上述土地、斜坡處理工程、護土牆或其他支承結構、防護結構、排水、輔助工程或其他工程，以保持其維修充足及狀態良好，令「署長」滿意。
- 發展項目每名擁有人均須分擔維修工程的費用。
- 根據公契，管理人有責任及權力：(i) 獲得業主授予全權，根據「批地文件」及斜坡保養手冊(尤其是由適當政府部門不時就保養「斜坡及護土牆」所發出所有指引)，聘請適合及合資格人士視察、維持及維修位於該土地之內或之外尤其包括但不限於「批地文件」第(33)條批地特別條款所指「綠色間黑斜線範圍」之斜坡、斜坡處理工程、護土牆、金屬圍欄/圍欄及/或其他結構物(「斜坡及護土牆」)，(「斜坡及護土牆」根據「批地文件」必須由各業主維修)，使其處於維修充足及狀態良好，並對其進行一切必需的工程。管理人亦有權向業主收取進行該等保養、維修及有關其他工程合法地產生或將會產生之所有費用。(ii) 按照「批地文件」的條款及當中所列的方式負責保養所有相關的範圍、斜坡、休憩用地及設施。(iii) 執行所有工程及履行「斜坡及護土牆」的維修責任，其中特別包括但不限於「批地文件」第(33)(a)條批地特別條款所訂的「綠色間黑斜線範圍」，直至「政府」根據「批地文件」第(33)(b)條批地特別條款發出通知終止業主的責任及權利為止。(iv) 於所有時間以「地政總署署長」滿意的方式保養和管理於屋苑及/或該土地及/或「綠色間黑斜線範圍」(「批地文件」第(33)條批地特別條款所指「綠色間黑斜線範圍」)之任何部份之補償種植、移植、補償綠化或重植工程。
- 已經或將會在發展項目所位於的土地之內或之外建造的斜坡、護土牆或有關結構物 (如有) 之圖則在第173頁列出。

Slope Structures Plan  
斜坡構築物圖



Legend 圖例



Green Hatched Black Area  
綠色間黑斜線範圍



Boundary of the Development  
發展項目的邊界線



Extent of Retaining Wall (Part of building structure)  
護土牆 (建築物部分結構)

# MODIFICATION

## 修訂

No application has been made to the Government for a modification of the Land Grant for the development.

本發展項目並沒有向政府提出申請修訂批地文件。

# INFORMATION IN APPLICATION FOR CONCESSION ON GROSS FLOOR AREA OF BUILDING

申請建築物總樓面面積寬免的資料

## Breakdown of GFA Concessions Obtained for All Features

Latest information on breakdown of GFA concessions as shown on the general building plans submitted to and approved by the Building Authority (BA) prior to the printing of the sales brochure is tabulated below. Information marked (#) may be based on information provided by the authorized person if the sales brochure is printed prior to submission of the final amendment plans to the BA. The breakdown of GFA concessions may be subject to further changes until final amendment plans are submitted to and approved by the BA prior to the issuance of the occupation permit for the Development.

### 獲寬免總樓面面積的設施分項

於印製售樓說明書前呈交予並已獲建築事務監督批准的一般建築圖則上有關總樓面面積寬免的分項的最新資料，請見下表。如印製售樓說明書時尚未呈交最終修訂圖則予建築事務監督，則有(#)號的資料可以由認可人士提供的資料作為基礎。直至最終修訂圖則於發出佔用許可證前呈交予並獲建築事務監督批准前，以下分項資料仍可能有所修改。

		Area (m <sup>2</sup> ) 面積（平方米）
Disregarded GFA under Building (Planning) Regulations 23(3)(b) 根據《建築物（規劃）規例》第23(3)(b)條不計算的總樓面面積		
1 (#)	Carpark and loading / unloading area excluding public transport terminus 停車場及上落客貨地方（公共交通總站除外）	2882.064
2	<b>Plant rooms and similar services</b> <b>機房及相類設施</b>	
2.1	Mandatory feature or essential plant room, area of which is limited by respective Practice Notes for Authorized Persons, Registered Structural Engineers and Registered Geotechnical Engineers (PNAP) or regulation such as lift machine room, telecommunications and broadcasting (TBE) room, refuse storage and material recovery chamber, etc. 所佔面積受相關《認可人士、註冊結構工程師及註冊岩土工程師作業備考》或規例限制的強制性設施或必要機房，例如升降機機房、電訊及廣播設備室、垃圾及物料回收房等	229.216
2.2 (#)	Mandatory feature or essential plant room, area of which is NOT limited by any PNAP or regulation such as room occupied solely by fire services installations (FSI) and equipment, meter room, transformer room, potable and flushing water tank, etc. 所佔面積不受任何《認可人士、註冊結構工程師及註冊岩土工程師作業備考》或規例限制的強制性設施或必要機房，例如僅供消防裝置及設備佔用的房間、電錶房、電力變壓房、食水及鹹水缸等	1216.293
2.3	Non-mandatory or non-essential plant room such as air-conditioning plant room, air handling unit (AHU) room, etc. 非強制性或非必要機房， 例如冷氣機機房、風櫃房等	Not Applicable 不適用
Green Features under Joint Practice Notes 1 and 2 根據聯合作業備考第1及第2號提供的環保設施		
3	Balcony 露台	236.054
4	Wider common corridor and lift lobby 加闊的公用走廊及升降機大堂	54.51
5	Communal sky garden 公用空中花園	Not Applicable 不適用
6	Acoustic fin 隔聲緒	Not Applicable 不適用
7	Wing wall, wind catcher and funnel 翼牆、捕風器及風斗	Not Applicable 不適用

# INFORMATION IN APPLICATION FOR CONCESSION ON GROSS FLOOR AREA OF BUILDING

申請建築物總樓面面積寬免的資料

		Area (m <sup>2</sup> ) 面積 (平方米)
8	Non-structural prefabricated external wall 非結構預製外牆	Not Applicable 不適用
9	Utility platform 工作平台	43.494
10	Noise barrier 隔音屏障	Not Applicable 不適用
Amenity Features 適意設施		
11	Counter, office, store, guard room and lavatory for watchman and management staff, Owners' Corporation Office 供保安人員和管理處員工使用的櫃檯、辦公室、儲物室、警衛室和廁所、業主立案法團辦公室	53.41
12	Residential Recreational facilities including void, plant room, swimming pool filtration plant room, covered walkway etc serving solely the recreational facilities 住宅康樂設施，包括僅供康樂設施使用的中空、機房、游泳池的濾水器機房、有蓋人行道等	389.822
13	Covered landscaped and play area 有上蓋的園景區及遊樂場	Not Applicable 不適用
14	Horizontal screens / covered walkways, trellis 橫向屏障/有蓋人行道、花棚	Not Applicable 不適用
15	Larger lift shaft 擴大升降機井道	Not Applicable 不適用
16	Chimney shaft 煙囪管道	Not Applicable 不適用
17	Other non-mandatory or non-essential plant room, such as boiler room, satellite master antenna television (SMATV) room 其他非強制性或非必要機房，例如鍋爐房、衛星電視共用天線房	Not Applicable 不適用
18 (#)	Pipe duct, air duct for mandatory feature or essential plant room 強制性設施或必要機房所需的管槽、氣槽	107.945
19	Pipe duct, air duct for non-mandatory or non-essential plant room 非強制性設施或非必要機房所需的管槽、氣槽	Not Applicable 不適用
20	Plant room, pipe duct, air duct for environmentally friendly system and feature 環保系統及設施所需的機房、管槽及氣槽	Not Applicable 不適用
21	Void in duplex domestic flat and house 複式住宅單位及洋房的中空	Not Applicable 不適用
22	Projections such as air-conditioning box and platform with a projection of more than 750mm from the external wall 伸出物，如空調機箱及伸出外牆超過750毫米的平台	Not Applicable 不適用



# INFORMATION IN APPLICATION FOR CONCESSION ON GROSS FLOOR AREA OF BUILDING

申請建築物總樓面面積寬免的資料

		Area (m <sup>2</sup> ) 面積 (平方米)
Other Exempted Items 其他項目		
23 (#)	Refuge floor including refuge floor cum sky garden 庇護層，包括庇護層兼空中花園	Not Applicable 不適用
24 (#)	Other projections 其他伸出物	Not Applicable 不適用
25	Public transport terminus 公共交通總站	Not Applicable 不適用
26 (#)	Party structure and common staircase 共用構築物及樓梯	Not Applicable 不適用
27 (#)	Horizontal area of staircase, lift shaft and vertical duct solely serving floor accepted as not being accountable for GFA 僅供獲接納不計入總樓面面積的樓層使用的樓梯、升降機槽及垂直管道的水平面積	Not Applicable 不適用
28 (#)	Public passage 公眾通道	Not Applicable 不適用
29	Covered set back area 因建築物後移導致的覆蓋面積	Not Applicable 不適用
Bonus GFA 額外總樓面面積		
30	Bonus GFA 額外總樓面面積	Not Applicable 不適用

Note :The above table is based on the requirements as stipulated in Practice Note for Authorized Persons, Registered Structural Engineers and Registered Geotechnical Engineers ADM-2 issued by the Buildings Department. The Buildings Department may revise such requirements from time to time as appropriate.

備註：上述表格是根據屋宇署所發出的《認可人士、註冊結構工程師及註冊岩土工程師作業備考》ADM-2 規定的要求而制訂的。屋宇署會按實際需要不時更改有關要求。

## Environmental assessment and Information on the estimated energy performance or consumption for the common parts of the Development

The approved general building plans of this Development are not subject to the requirements stipulated in the Practice Note for Authorized Persons, Registered Structural Engineers and Registered Geotechnical Engineers APP-151 issued by the Building Authority. Environmental assessment and information on the estimated energy performance or consumption for the common parts of this Development were not required to be submitted to the Building Authority as a prerequisite for the granting of gross floor area concessions.

## 本發展項目的環境評估及公用部分的預計能量表現或消耗的資料

本發展項目的經批准一般建築圖則不受由建築事務監督發出的《認可人士、註冊結構工程師及註冊岩土工程師作業備考》APP-151規定規限。本發展項目的環境評估及公用部分的預計能量表現或消耗的資料無須呈交建築事務監督，以作為批予總樓面面積寬免的先決條件。

RELEVANT INFORMATION

有關資料

1. Noise Mitigation Measures

i. Traffic Noise Impact Assessment

The Development is situated in 383 Tai Po Road, Kowloon. A Section 16A application under the Town Planning Ordinance (Cap.131) for amendments to approved development proposal had been submitted and was approved by Town Planning Board on 20 July 2011 (Reference No. TPB/A/K5/490-2) with conditions. One of the approval conditions (Condition (g)) requires the submission of an updated traffic noise impact assessment and the implementation of the mitigation measures identified to the satisfaction of the Director of Environmental Protection or of the Town Planning Board. Traffic noise impact assessment has been carried out by the Vendor.

ii. Traffic Noise Impact Assessment Report

Traffic Noise Impact Assessment Report (Ref. R2089\_V4.1a) dated July 2013 (“the TNIA”) was the final updated report submitted to Environmental Protection Department and was approved by the Director of Environmental Protection. The TNIA will be attached as an Appendix to the Deed of Mutual Covenant and will be available in the sales office for inspection by prospective purchaser free of charge (photocopies will be available on payment of photocopying charges).

iii. Noise Mitigation Measures

According to Section 2.4 “Constraints and Consideration of Noise Mitigation Measures” of the TNIA, the recommended Noise Mitigation Measures will be constructed and implemented in the Development. Combination of practical noise mitigation measures below have been implemented and more particularly described in the TNIA:

- a. 3m-high & 4.5m-high solid fence wall along northern boundary in front of Tai Po Road;
- b. 1.1m-high solid parapet wall above 1/F at northeast corner of the building along Tai Po Road;
- c. Provision of solid parapet balconies at Ground Floor or above each with a typically 1.5m high glass balustrade (surface finishing of the balcony ceilings will be acoustically absorptive) for noise sensitive rooms;
- d. Use of fixed window of noise sensitive rooms directly exposed to carriageways;
- e. Use of 1.5m vertical fin; and
- f. Provision of double glazed window as last resort.

Locations of respective Noise Mitigation Measures are summarized in the following table:

Block	Floor	Unit	Room	Noise Mitigation Measures				
				Double glazed		Fixed window	1.5m high glass balustrade at balcony	1.5m long vertical fin
				Window	Sliding door			
1	G/F	1	Living Room	-	-	✓	✓	-
			Master Bedroom	-	-	✓	-	-
			Bedroom 1	-	-	✓	-	-
	1/F	2	Living Room	-	-	✓	✓	-
			Master Bedroom	✓	-	✓	-	-
			Bedroom 1	✓	-	✓	-	-
	2/F	3	Living Room	-	-	✓	✓	-
			Master Bedroom	✓	-	✓	-	-
			Bedroom 1	✓	-	✓	-	-
	3/F	Penthouse A	Living Room	-	-	✓	✓	-
			Master Bedroom	✓	-	✓	-	-
			Bedroom 1	✓	-	✓	-	-
2	B1/F	11	Master Bedroom	-	-	✓	-	-
			Bedroom 1	-	-	✓	-	-
	G/F	15	Living Room	-	-	✓	✓	-
		16 and 17	Living Room	-	-	-	✓	-
			Master Bedroom	✓	-	✓	-	-
			Bedroom 1	✓	-	-	-	-
			Bedroom 2	✓	-	-	-	-
		18	Living Room	-	-	✓	✓	-
			Master Bedroom	-	-	-	✓	-
			Bedroom 1	-	-	-	✓	-

RELEVANT INFORMATION

有關資料

Block	Floor	Unit	Room	Noise Mitigation Measures				
				Double glazed		Fixed window	1.5m high glass balustrade at balcony	1.5m long vertical fin
				Window	Sliding door			
2	1/F	19	Living Room	-	-	✓	✓	-
			Master Bedroom	-	-	✓	✓	-
			Bedroom 1	-	-	✓	✓	-
		20 and 21	Living Room	-	-	-	✓	-
			Master Bedroom	✓	-	✓	-	-
			Bedroom 1	✓	-	-	-	-
			Bedroom 2	✓	-	-	-	-
		22	Living Room	-	-	✓	✓	-
			Master Bedroom	-	-	-	✓	-
			Bedroom 1	-	-	-	✓	-
	2/F	23	Living Room	-	-	✓	✓	-
			Master Bedroom	-	-	✓	✓	-
			Bedroom 1	✓	-	-	-	-
		25 and 26	Living Room	-	-	-	✓	-
			Master Bedroom	✓	-	✓	-	-
			Bedroom 1	✓	-	-	-	-
			Bedroom 2	✓	-	-	-	-
		27	Living Room	-	-	✓	✓	-
			Master Bedroom	-	-	-	✓	-
			Bedroom 1	✓	-	-	-	-

Block	Floor	Unit	Room	Noise Mitigation Measures				
				Double glazed		Fixed window	1.5m high glass balustrade at balcony	1.5m long vertical fin
				Window	Sliding door			
2	3/F	Penthouse A	Living Room	-	-	✓	✓	-
			Master Bedroom	-	-	✓	✓	-
			Bedroom 1	✓	-	-	-	-
		Penthouse B and Penthouse C	Living Room	-	-	-	✓	-
			Master Bedroom	✓	-	✓	-	-
			Bedroom 1	✓	-	-	-	-
			Bedroom 2	✓	-	-	-	-
		Penthouse D	Living Room	-	-	✓	✓	-
			Master Bedroom	-	-	-	✓	-
			Bedroom 1	✓	-	-	-	-
3	1/F	1	Living Room	-	-	-	-	-
			Master Bedroom	-	-	✓	-	-
			Bedroom 1	-	-	-	-	-
			Bedroom 2	-	-	✓	-	-
			Bedroom 3	-	-	✓	-	✓
	2/F	2	Living Room	✓	-	-	-	-
			Master Bedroom	✓	-	✓	-	-
			Bedroom 1	✓	-	-	-	-
			Bedroom 2	-	-	✓	✓	✓
			Walk in Closet	-	-	✓	-	-
	3/F	Penthouse A	Living Room	✓	-	-	-	-
			Master Bedroom	✓	-	✓	-	-
			Bedroom 1	✓	-	-	-	-
			Bedroom 2	-	-	✓	✓	✓
			Walk in Closet	-	-	✓	-	-

# RELEVANT INFORMATION

## 有關資料

- Note:  
Acoustically absorptive material has been applied to the ceiling of the balcony for the following units at G/F or above:-
- Block 1: Unit 1, 2, 3 and Penthouse A
  - Block 2: Unit 15, 16, 17, 18, 19, 20, 21, 22, 23, 25, 26, 27, Penthouse A, Penthouse B, Penthouse C and Penthouse D
  - Block 3: Unit 2 and Penthouse A
- 1.1m high solid parapet wall has been provided at Block 3 Unit 1 Terrace.
- iv. No Change In Noise Mitigation Measures  
The Noise Mitigation Measures will not be changed for any reason.
- v. No Additional Noise Mitigation Measures  
Other than the Noise Mitigation Measures under paragraph iii, no additional noise mitigation measures will be constructed or implemented in the Development.
- vi. Provisions in the Deed of Mutual Covenant  
Clauses 13(b) and (c) of Sub-Section B of Section V stipulate that:-
- (b) Alteration of or tampering with such Noise Mitigation Measures (save and except for the maintenance, replacement or repair in accordance with sub-clause (c) of this Clause 13 below) is prohibited.
  - (c) The maintenance, replacement or repair of such Noise Mitigation Measures forming part of any Residential Units shall be made by the relevant Owners of such Residential Units at their own costs in accordance with the TNIA. The Owners of such Residential Units shall use such materials in accordance with the TNIA.
- Clauses (d) and (e) of Sub-Section C of Section IV stipulate that:-
- (d) An Owner has to comply with the TNIA in respect of all Noise Mitigation Measures forming part of his Unit.
  - (e) An Owner has to, at his own expense, inspect, maintain and carry out all necessary works for the maintenance of all Noise Mitigation Measures forming part of his Unit in accordance with the TNIA.
2. Planting Areas  
Part of the planting areas are installed within, at and/or appertaining to the following Residential Units:-
- Block 2: Unit 1, 2, 15 and 18
  - Block 3: Unit 1
- Provisions in the Deed of Mutual Covenant  
Clause 12 of Sub-Section B of Section V stipulates that:-
- (a) Part of the planting areas whether in the form of planters or tree pits (collectively “the Planters”) that are shown under the master layout plan - master landscape plan as approved by the Town Planning Board (“the Master Layout Plan”) are installed within, at and/or appertaining to certain Residential Units and form part of such Residential Units. Particulars and locations of the Planters are shown in the Master Layout Plan.

- (b) Such part of the Planters forming part of such Residential Units shall only be used by the relevant Owners of the Residential Units for the purpose of planting in accordance with the landscape proposal pursuant to Special Condition No.(16) of the Land Grant (“the Landscape Proposal”). The relevant Owners of the Residential Units shall keep and maintain such part of the Planters in a safe, clean, neat, tidy, functional and healthy condition all to the satisfaction of the Directors of Lands. The Registered Owner shall at its own cost deposit a copy of each of the Master Layout Plan and the Landscape Proposal with the Manager in the management office within one month of the date of this Deed for inspection by all Owners free of charge and taking copies at their own expenses and on payment of a reasonable charge. All charges received shall be credited to the Special Fund.
  - (c) Subject to Special Condition No.(16)(d) of the Land Grant and the Manager’s prior written consent, alteration of or tampering with the Planters is prohibited.
3. Sprinkler System, Fire Fighting Equipment, Heat Detector or Fire Prevention System  
Sprinkler system, fire fighting equipment, heat detector or fire prevention system are installed in all units at B1/F or below as follows:-
- Block 2: Unit 1, 2, 3, 5, 6, 7, 8, 9, 10, 11, 12 and 13
- Provisions in the Deed of Mutual Covenant  
Clause 29 of Sub-Section A of Section V stipulates that:-
- No Owner shall alter or permit or suffer to be altered any part of the sprinkler system, the fire fighting equipment, heat detector or the fire prevention system installed in any part of the Estate (whether the same is installed within his own Residential Unit or otherwise) except that such alteration shall be carried out by the Manager or a registered contractor appointed or approved by the Manager in accordance with the Fire Service (Installation Contractors) Regulations and with the prior approval of the Manager and the Fire Services Department and the Owners shall comply with the Code of Practice for Fire Safety in Buildings or other relevant Ordinances or regulations, including but not limited to the respective doors within the Residentials Units and their door opening directions. Any costs and expenses thereby incurred should be settled by the Owner requesting for such alteration. The Owners of the Residential Units installed with such sprinkler system, fire fighting equipment, heat detector or fire prevention system shall arrange the same to be inspected at least once in every 12 months or as required under the said regulation and maintained in good repair and condition at the expenses of such Owners through the Manager by the registered fire service installation contractor named by the Manager. Such Owners shall permit the Manager and the registered fire service installation contractors engaged by the Manager to enter with or without workmen, equipment or materials at all reasonable times on prior reasonable notice (except in the case of emergency) his Residential Unit to carry out checking, inspection, testing or maintenance of such sprinkler system, fire fighting equipment, heat detector or fire prevention system installed therein at the expenses of such Owners.



# RELEVANT INFORMATION

## 有關資料

### 1. 噪音緩解措施

#### i. 交通噪音影響評估

發展項目位於九龍大埔道383號。根據《城市規劃條例》(第131章)第16A條曾經就獲批發展計劃進行規劃修訂申請，有關修訂申請於2011年7月20日獲得城市規劃委員會在有附帶條件下批給許可(參考編號為TPB/A/K5/490-2)，附帶許可條件之一(條件(g))要求提交一份最新的交通噪音影響評估以及確知的緩解措施執行方案，令環境保護署署長或城市規劃委員會滿意。賣方已完成交通噪音影響評估。

#### ii. 交通噪音影響評估報告

「交通噪音影響評估報告」(參考編號為 R2089\_V4.1a) 日期為2013年7月(「交通噪音影響評估報告」)，是提交給環境保護署之最後及最新的報告，並且獲得環境保護署署長批准。「交通噪音影響評估報告」將會在公契所夾附，並且可於售樓處供準買家免費參閱 (索取影印本須付影印費)。

#### iii. 噪音緩解措施

根據「交通噪音影響評估報告」第2.4節「噪音緩解措施之局限條件及考慮因素」，發展項目內將會興建及執行獲建議之噪音緩解措施。一套切實可行的噪音緩解措施之執行詳情，請參閱「交通噪音影響評估報告」：

- a. 設於大埔道前北面的界線之3米及4.5米高實心圍牆；
- b. 設於大廈東北一角1樓以上面向大埔道之1.1米高實心矮牆圍牆；
- c. 實心矮牆露台設於地下或以上噪音敏感房間，每個露台設有典型1.5米高玻璃欄杆 (露台上方法花表面物料將會是吸音的)；
- d. 固定窗戶設於直接面向車路之噪音敏感房間；
- e. 使用1.5米長隔音簾；及
- f. 提供雙層玻璃窗戶為最後途徑。

有關噪音緩解措施各個位置總結於下表內：

座數	樓層	單位	房間	噪音緩解措施				
				雙層玻璃		固定窗戶	露台1.5米高玻璃欄杆	1.5米長隔音簾
				窗	趟門			
1	地下	1	客廳	-	-	✓	✓	-
			主人睡房	-	-	✓	-	-
			睡房1	-	-	✓	-	-
	1樓	2	客廳	-	-	✓	✓	-
			主人睡房	✓	-	✓	-	-
			睡房1	✓	-	✓	-	-
	2樓	3	客廳	-	-	✓	✓	-
			主人睡房	✓	-	✓	-	-
			睡房1	✓	-	✓	-	-
	3樓	頂層單位 A	客廳	-	-	✓	✓	-
			主人睡房	✓	-	✓	-	-
			睡房1	✓	-	✓	-	-
2	地下1層	11	主人睡房	-	-	✓	-	-
			睡房1	-	-	✓	-	-
	地下	15	客廳	-	-	✓	✓	-
		16 及 17	客廳	-	-	-	✓	-
			主人睡房	✓	-	✓	-	-
			睡房1	✓	-	-	-	-
			睡房 2	✓	-	-	-	-
		18	客廳	-	-	✓	✓	-
			主人睡房	-	-	-	✓	-
			睡房1	-	-	-	✓	-

RELEVANT INFORMATION

有關資料

座數	樓層	單位	房間	噪音緩解措施				
				雙層玻璃		固定窗戶	露台1.5米高玻璃欄杆	1.5米長隔音簷
				窗	趟門			
2	1樓	19	客廳	-	-	✓	✓	-
			主人睡房	-	-	✓	✓	-
			睡房1	-	-	✓	✓	-
		20 及 21	客廳	-	-	-	✓	-
			主人睡房	✓	-	✓	-	-
			睡房1	✓	-	-	-	-
			睡房 2	✓	-	-	-	-
		22	客廳	-	-	✓	✓	-
			主人睡房	-	-	-	✓	-
			睡房1	-	-	-	✓	-
	2樓	23	客廳	-	-	✓	✓	-
			主人睡房	-	-	✓	✓	-
			睡房1	✓	-	-	-	-
		25 及 26	客廳	-	-	-	✓	-
			主人睡房	✓	-	✓	-	-
			睡房1	✓	-	-	-	-
			睡房 2	✓	-	-	-	-
		27	客廳	-	-	✓	✓	-
			主人睡房	-	-	-	✓	-
			睡房1	✓	-	-	-	-
	3樓	頂層單位 A	客廳	-	-	✓	✓	-
			主人睡房	-	-	✓	✓	-
			睡房1	✓	-	-	-	-
		頂層單位 B 及頂層單位 C	客廳	-	-	-	✓	-
			主人睡房	✓	-	✓	-	-
			睡房1	✓	-	-	-	-
			睡房 2	✓	-	-	-	-
		頂層單位 D	客廳	-	-	✓	✓	-
			主人睡房	-	-	-	✓	-
			睡房1	✓	-	-	-	-

座數	樓層	單位	房間	噪音緩解措施				
				雙層玻璃		固定窗戶	露台1.5米高玻璃欄杆	1.5米長隔音簷
				窗	趟門			
3	1樓	1	客廳	-	-	-	-	-
			主人睡房	-	-	✓	-	-
			睡房1	-	-	-	-	-
			睡房 2	-	-	✓	-	-
			睡房 3	-	-	✓	-	✓
	2樓	2	客廳	✓	-	-	-	-
			主人睡房	✓	-	✓	-	-
			睡房1	✓	-	-	-	-
			睡房 2	-	-	✓	✓	✓
			衣帽間	-	-	✓	-	-
	3樓	頂層單位 A	客廳	✓	-	-	-	-
			主人睡房	✓	-	✓	-	-
			睡房1	✓	-	-	-	-
			睡房 2	-	-	✓	✓	✓
			衣帽間	-	-	✓	-	-

備註：地下或以上下列單位露台上 方天花採用吸音物料：－

- － 第1座：單位1、2、3及頂層單位A
  - － 第2座：單位15、16、17、18、19、20、21、22、23、25、26、27、頂層單位A、頂層單位B、頂層單位C及頂層單位D
  - － 第3座：單位2及頂層單位A
- 第3座單位1之前庭設有1.1米高實心矮牆圍牆。

- iv. 噪音緩解措施不會更改  
噪音緩解措施不會因任何原因更改。
- v. 並無額外緩解噪音之措施  
除第iii段所列之噪音緩解措施外，將不會於發展項目內興建及執行額外緩解噪音之措施。

# RELEVANT INFORMATION

## 有關資料

- vi. 公契內之條款  
第V部第B分部第13(b)及(c)款規定：—
  - (b) 任何人不得更改或干涉該等噪音緩解措施 (根據下文第13條(c)款進行保養、更換或維修除外)。
  - (c) 構成任何住宅單位部份之該等噪音緩解措施必須由有關住宅單位業主按照交通噪音評估報告自費作出保養、更換或維修，有關住宅單位業主必須根據交通噪音評估報告使用物料。
- 第IV部第C分部第(d)及(e)款規定：—
  - (d) 業主必須遵守交通噪音評估報告關於構成單位部份之所有噪音緩解措施。
  - (e) 業主必須按照交通噪音評估報告自費視察、保養構成單位部份之所有噪音緩解措施，並對其進行一切必需的維修工程。

## 2. 種植地方

部份種植地方設置及/或屬於以下住宅單位內：—

- 第2座：單位1、2、15及18
- 第3座：單位1

公契內之條款

第V部第B分部第12款規定：—

- (a) 部份種植地方不論是以花槽還是樹槽形式 (統稱「花槽」)，顯示於城市規劃委員會所批准的總綱發展藍圖——園景設計總圖 (「總綱發展藍圖」)，均是設置及/或屬於若干住宅單位內，並且構成該等住宅單位部份。「花槽」詳情和位置列於「總綱發展藍圖」。
- (b) 該等構成該等住宅單位部份之「花槽」部份只可由有關住宅單位業主根據「批地文件」第(16)條批地特別條款園景計劃 (「園景計劃」) 作為種植用途使用。有關住宅單位業主須維修及保養該等「花槽」部份，以保持其狀態安全、清潔、整齊、功能良好和健康，全面令「署長」滿意。註冊業主須自費於本公契日期一個月內，將每份「總綱發展藍圖」和「園景計劃」副本，交託管理人保管於管理處內，給予所有業主免費查閱及繳付合理收費自費複印副本。所有收費須存入特別基金。
- (c) 除非遵照「批地文件」第(16)(d)條批地特別條款及得到管理人預先書面同意，任何人不得更改或干涉「花槽」。

## 3. 消防花灑系統、滅火設備、熱力偵測器或防火系統

消防花灑系統、滅火設備、熱力偵測器或防火系統設置於地下1層或以下所有單位如下：—

- 第2座：單位1、2、3、5、6、7、8、9、10、11、12及13

公契內之條款

第V部第A分部第29款規定：—

業主不得更改或准許或容許他人更改任何屋苑部分內所設置消防花灑系統、滅火設備、熱力偵測器或防火系統任何部份 (不論該等裝備是否設置於業主住宅單位內)，除非獲得管理人及消防處預先批准，該等更改須由管理人或管理人所委任或批准註冊承辦商根據消防(裝置承辦商)規例進行，業主須遵照建築物消防安全守則或其他有關條例或規例，包括但不限於有關住宅單位內各自的門及開門方向。任何涉及的成本開支均由要求該等更改之業主承擔。住宅單位業主須為單位所設置之該等消防花灑系統、滅火設備、熱力偵測器或防火系統，至少每12個月或根據上述條例規定安排檢查一次，以保持其維修充足及狀態良好，由該等業主承擔涉及費用，有關檢查須由管理人安排並由管理人提名之註冊消防裝置承辦商進行。該等業主必須准許管理人及管理人所聘註冊消防裝置承辦商，經預先合理書面通知(緊急情況除外)帶同或不帶同工人、設備或物料，在任何合理時間內進入有關住宅單位內進行檢查、檢驗、測試或保養該等設置於單位內之消防花灑系統、滅火設備、熱力偵測器或防火系統，該等業主承擔涉及費用。

# ADDRESS OF THE WEBSITE DESIGNATED BY THE VENDOR FOR THE DEVELOPMENT

賣方就發展項目指定的互聯網網站的網址

Address of the website designated by the vendor for the development for the purposes of Part 2 of the Residential Properties (First-hand Sales) Ordinance:

www.triazza.com

賣方為施行《一手住宅物業銷售條例》第2部而就發展項目指定的互聯網網站的網址：

www.triazza.com



There may be future changes to the Development and the surrounding areas.  
發展項目及其周邊地區日後可能出現改變。

---

**Date of Printing : 17 November 2018**  
印製日期：2018年11月17日

Examination Record 檢視記錄

Examination/ Revision Date 檢視/修改日期	Revision Made 所作修改	
	Page Number 頁次	Revision Made 所作修改
13 February 2019 2019年2月13日	15	Location Plan of the Development is updated. 更新發展項目的所在位置圖。
9 May 2019 2019年5月9日	15	Location Plan of the Development is updated. 更新發展項目的所在位置圖。
	146	Fittings, Finishes and Appliances are updated. 更新裝置、裝修物料及設備。
7 August 2019 2019年8月7日	15	Location Plan of the Development is updated. 更新發展項目的所在位置圖。



