

Description of Residential Property 物業的描述			Saleable Area (including balcony, utility platform and verandah, if any) sq. metre (sq. ft.) 實用面積 (包括露台、工作平台及陽台(如有)) 平方米(平方呎)	Area of other specified items (Not included in the Saleable Area) sq. metre (sq. ft.) 其他指明項目的面積（不計算入實用面積）平方米（平方呎）									
Tower 座數	Floor 樓層	Unit 單位		Air- conditioning plant room 空調機房	Bay window 窗台	Cockloft 閣樓	Flat roof 平台	Garden 花園	Parking space 停車位	Roof 天台	Stairhood 梯屋	Terrace 前庭	Yard 庭院
Tower 1 第1座	G/F & 1/F (Duplex) 地下及1樓(複式)	A	244.000 (2,626) Balcony 露台：- Utility Platform 工作平台：-	--	--	--	--	74.879 (806)	--	--	--	--	--
		C	210.670 (2,268) Balcony 露台：- Utility Platform 工作平台：-	--	--	--	--	69.376 (747)	--	--	--	--	--
	2/F 2樓	A	134.284 (1,445) Balcony 露台：6.660 (72) Utility Platform 工作平台：1.500 (16)	--	--	--	--	--	--	--	--	--	--
		B	132.896 (1,430) Balcony 露台：6.660 (72) Utility Platform 工作平台：-	--	--	--	--	--	--	--	--	--	--
		C	116.220 (1,251) Balcony 露台：4.470 (48) Utility Platform 工作平台：1.500 (16)	--	--	--	--	--	--	--	--	--	--
	3/F, 5/F - 12/F, 15/F - 23/F & 25/F 3樓、5樓至12樓、15樓至23樓及25樓	A	134.284 (1,445) Balcony 露台：6.660 (72) Utility Platform 工作平台：1.500 (16)	--	--	--	--	--	--	--	--	--	--
		B	134.396 (1,447) Balcony 露台：6.660 (72) Utility Platform 工作平台：1.500 (16)	--	--	--	--	--	--	--	--	--	--
		C	116.220 (1,251) Balcony 露台：4.470 (48) Utility Platform 工作平台：1.500 (16)	--	--	--	--	--	--	--	--	--	--

The saleable area of each residential property and the floor areas of balcony, utility platform and verandah (if any) to the extent that it forms part of the residential property are calculated in accordance with section 8 of the Residential Properties (First-hand Sales) Ordinance; and the areas of other specified items (if any), to the extent that they form part of the residential property (not included in saleable area) are calculated in accordance with Part 2 of Schedule 2 of the Residential Properties (First-hand Sales) Ordinance.

每個住宅物業的實用面積以及構成住宅物業的一部份的範圍內的露台、工作平台及陽台(如有)之樓面面積，是按照《一手住宅物業銷售條例》第8條計算得出的。在構成住宅物業的一部份的範圍內的其他指明項目(如有)的面積(不計算入實用面積)，是按照《一手住宅物業銷售條例》附表2第2部計算得出的。

- Notes 附註:
- The above areas have been converted to square feet based on a conversion rate of 1 square metre = 10.764 square feet and rounded off to the nearest integer and the area shown in sq.ft. may be slightly different from that shown in sq.m.
上述所列之面積以1平方米 = 10.764平方呎換算至平方呎，並四捨五入至整數。以平方呎計算之面積與以平方米計算之面積可能有些微差異。
 - There is no verandah in the residential properties in the Development.
發展項目住宅物業並無陽台。

Description of Residential Property 物業的描述			Saleable Area (including balcony, utility platform and verandah, if any) sq. metre (sq. ft.) 實用面積 (包括露台、工作平台及陽台(如有)) 平方米(平方呎)	Area of other specified items (Not included in the Saleable Area) sq. metre (sq. ft.) 其他指明項目的面積（不計算入實用面積）平方米（平方呎）									
Tower 座數	Floor 樓層	Unit 單位		Air- conditioning plant room 空調機房	Bay window 窗台	Cockloft 閣樓	Flat roof 平台	Garden 花園	Parking space 停車位	Roof 天台	Stairhood 梯屋	Terrace 前庭	Yard 庭院
Tower 1 第1座	26/F 26樓	A	256.736 (2,764) Balcony 露台：6.660 (72) Utility Platform 工作平台：1.500 (16)	--	--	--	--	--	--	--	--	--	--
		C	116.220 (1,251) Balcony 露台：4.470 (48) Utility Platform 工作平台：1.500 (16)	--	--	--	--	--	--	--	--	--	--
	27/F, 28/F & 29/F (Triplex) 27樓、28樓及29樓(三層頂層單位)		A	618.693 (6,660) Balcony 露台：- Utility Platform 工作平台：-	--	--	--	10.402 (112)	--	150.055 (1,615)	33.490 (360)	--	--
	27/F 27樓	B	134.007 (1,442) Balcony 露台：6.660 (72) Utility Platform 工作平台：1.500 (16)	--	--	--	--	--	--	--	--	--	--
		C	116.220 (1,251) Balcony 露台：4.470 (48) Utility Platform 工作平台：1.500 (16)	--	--	--	--	--	--	--	--	--	--
	28/F & 29/F (Duplex) 28樓及29樓(複式)		C	225.007 (2,422) Balcony 露台：3.900 (42) Utility Platform 工作平台：1.500 (16)	--	--	--	2.062 (22)	--	75.886 (817)	11.185 (120)	--	--

The saleable area of each residential property and the floor areas of balcony, utility platform and verandah (if any) to the extent that it forms part of the residential property are calculated in accordance with section 8 of the Residential Properties (First-hand Sales) Ordinance; and the areas of other specified items (if any), to the extent that they form part of the residential property (not included in saleable area) are calculated in accordance with Part 2 of Schedule 2 of the Residential Properties (First-hand Sales) Ordinance.

每個住宅物業的實用面積以及構成住宅物業的一部份的範圍內的露台、工作平台及陽台(如有)之樓面面積，是按照《一手住宅物業銷售條例》第8條計算得出的。在構成住宅物業的一部份的範圍內的其他指明項目(如有)的面積(不計算入實用面積)，是按照《一手住宅物業銷售條例》附表2第2部計算得出的。

Notes 附註:

1. The above areas have been converted to square feet based on a conversion rate of 1 square metre = 10.764 square feet and rounded off to the nearest integer and the area shown in sq.ft. may be slightly different from that shown in sq.m.
上述所列之面積以1平方米 = 10.764平方呎換算至平方呎，並四捨五入至整數。以平方呎計算之面積與以平方米計算之面積可能有些微差異。
2. There is no verandah in the residential properties in the Development.
發展項目住宅物業並無陽台。



Description of Residential Property 物業的描述			Saleable Area (including balcony, utility platform and verandah, if any) sq. metre (sq. ft.) 實用面積 (包括露台、工作平台及陽台(如有)) 平方米(平方呎)	Area of other specified items (Not included in the Saleable Area) sq. metre (sq. ft.) 其他指明項目的面積（不計算入實用面積）平方米（平方呎）									
Tower 座數	Floor 樓層	Unit 單位		Air- conditioning plant room 空調機房	Bay window 窗台	Cockloft 閣樓	Flat roof 平台	Garden 花園	Parking space 停車位	Roof 天台	Stairhood 梯屋	Terrace 前庭	Yard 庭院
Tower 2 第2座	G/F & 1/F (Duplex) 地下及1樓(複式)	C	209.100 (2,251) Balcony 露台: - Utility Platform 工作平台: -	--	--	--	--	91.993 (990)	--	--	--	--	--
	2/F 2樓	A	130.339 (1,403) Balcony 露台: 6.450 (69) Utility Platform 工作平台: 1.500 (16)	--	--	--	--	--	--	--	--	--	--
		B	130.851 (1,408) Balcony 露台: 5.299 (57) Utility Platform 工作平台: -	--	--	--	--	--	--	--	--	--	--
		C	115.595 (1,244) Balcony 露台: 4.620 (50) Utility Platform 工作平台: 1.500 (16)	--	--	--	--	--	--	--	--	--	--
	3/F, 5/F - 12/F, 15/F - 23/F & 25/F - 26/F 3樓、5樓至12樓、15樓至23樓及 25樓至26樓	A	130.339 (1,403) Balcony 露台: 6.450 (69) Utility Platform 工作平台: 1.500 (16)	--	--	--	--	--	--	--	--	--	--
		B	132.351 (1,425) Balcony 露台: 5.299 (57) Utility Platform 工作平台: 1.500 (16)	--	--	--	--	--	--	--	--	--	--
		C	115.595 (1,244) Balcony 露台: 4.620 (50) Utility Platform 工作平台: 1.500 (16)	--	--	--	--	--	--	--	--	--	--

The saleable area of each residential property and the floor areas of balcony, utility platform and verandah (if any) to the extent that it forms part of the residential property are calculated in accordance with section 8 of the Residential Properties (First-hand Sales) Ordinance; and the areas of other specified items (if any), to the extent that they form part of the residential property (not included in saleable area) are calculated in accordance with Part 2 of Schedule 2 of the Residential Properties (First-hand Sales) Ordinance.

每個住宅物業的實用面積以及構成住宅物業的一部份的範圍內的露台、工作平台及陽台(如有)之樓面面積，是按照《一手住宅物業銷售條例》第8條計算得出的。在構成住宅物業的一部份的範圍內的其他指明項目(如有)的面積(不計算入實用面積)，是按照《一手住宅物業銷售條例》附表2第2部計算得出的。

Notes 附註:

1. The above areas have been converted to square feet based on a conversion rate of 1 square metre = 10.764 square feet and rounded off to the nearest integer and the area shown in sq.ft. may be slightly different from that shown in sq.m.
上述所列之面積以1平方米 = 10.764平方呎換算至平方呎，並四捨五入至整數。以平方呎計算之面積與以平方米計算之面積可能有些微差異。
2. There is no verandah in the residential properties in the Development.
發展項目住宅物業並無陽台。

Description of Residential Property 物業的描述			Saleable Area (including balcony, utility platform and verandah, if any) sq. metre (sq. ft.) 實用面積 (包括露台、工作平台及陽台(如有)) 平方米(平方呎)	Area of other specified items (Not included in the Saleable Area) sq. metre (sq. ft.) 其他指明項目的面積（不計算入實用面積）平方米（平方呎）									
Tower 座數	Floor 樓層	Unit 單位		Air- conditioning plant room 空調機房	Bay window 窗台	Cockloft 閣樓	Flat roof 平台	Garden 花園	Parking space 停車位	Roof 天台	Stairhood 梯屋	Terrace 前庭	Yard 庭院
Tower 2 第2座	27/F & 28/F (Duplex) 27樓及28樓(複式)	A	224.146 (2,413) Balcony 露台：6.450 (69) Utility Platform 工作平台：1.500 (16)	--	--	--	--	--	--	--	--	--	--
	27/F 27樓	B	132.767 (1,429) Balcony 露台：5.299 (57) Utility Platform 工作平台：1.500 (16)	--	--	--	--	--	--	--	--	--	--
		C	115.595 (1,244) Balcony 露台：4.620 (50) Utility Platform 工作平台：1.500 (16)	--	--	--	--	--	--	--	--	--	--
	28/F & 29/F (Duplex) 28樓及29樓(複式)	B	329.750 (3,549) Balcony 露台：5.299 (57) Utility Platform 工作平台：1.500 (16)	--	--	--	76.583 (824)	--	--	94.563 (1,018)	15.704 (169)	--	--
		C	222.791 (2,398) Balcony 露台：3.900 (42) Utility Platform 工作平台：1.500 (16)	--	--	--	2.484 (27)	--	--	74.888 (806)	10.971 (118)	--	--

The saleable area of each residential property and the floor areas of balcony, utility platform and verandah (if any) to the extent that it forms part of the residential property are calculated in accordance with section 8 of the Residential Properties (First-hand Sales) Ordinance; and the areas of other specified items (if any), to the extent that they form part of the residential property (not included in saleable area) are calculated in accordance with Part 2 of Schedule 2 of the Residential Properties (First-hand Sales) Ordinance.

每個住宅物業的實用面積以及構成住宅物業的一部份的範圍內的露台、工作平台及陽台(如有)之樓面面積，是按照《一手住宅物業銷售條例》第8條計算得出的。在構成住宅物業的一部份的範圍內的其他指明項目(如有)的面積(不計算入實用面積)，是按照《一手住宅物業銷售條例》附表2第2部計算得出的。

Notes 附註:

1. The above areas have been converted to square feet based on a conversion rate of 1 square metre = 10.764 square feet and rounded off to the nearest integer and the area shown in sq.ft. may be slightly different from that shown in sq.m.
上述所列之面積以1平方米 = 10.764平方呎換算至平方呎，並四捨五入至整數。以平方呎計算之面積與以平方米計算之面積可能有些微差異。
2. There is no verandah in the residential properties in the Development.
發展項目住宅物業並無陽台。



Description of Residential Property 物業的描述			Saleable Area (including balcony, utility platform and verandah, if any) sq. metre (sq. ft.) 實用面積 (包括露台、工作平台及陽台(如有)) 平方米(平方呎)	Area of other specified items (Not included in the Saleable Area) sq. metre (sq. ft.) 其他指明項目的面積（不計算入實用面積）平方米（平方呎）									
Tower 座數	Floor 樓層	Unit 單位		Air- conditioning plant room 空調機房	Bay window 窗台	Cockloft 閣樓	Flat roof 平台	Garden 花園	Parking space 停車位	Roof 天台	Stairhood 梯屋	Terrace 前庭	Yard 庭院
Tower 3 第3座	2/F 2樓	A	114.050 (1,228) Balcony 露台 : 4.500 (48) Utility Platform 工作平台 : 1.500 (16)	--	--	--	--	--	--	--	--	--	--
		B	116.552 (1,255) Balcony 露台 : 4.500 (48) Utility Platform 工作平台 : 1.582 (17)	--	--	--	--	--	--	--	--	--	--
		C	85.245 (918) Balcony 露台 : 3.278 (35) Utility Platform 工作平台 : -	--	--	--	--	--	--	--	--	--	--
		D	87.281 (939) Balcony 露台 : 3.750 (40) Utility Platform 工作平台 : 1.583 (17)	--	--	--	--	--	--	--	--	--	--
	3/F, 5/F - 12/F, 15/F - 23/F & 25/F 3樓、5樓至12樓、15樓至23樓及25樓	A	114.050 (1,228) Balcony 露台 : 4.500 (48) Utility Platform 工作平台 : 1.500 (16)	--	--	--	--	--	--	--	--	--	--
		B	116.552 (1,255) Balcony 露台 : 4.500 (48) Utility Platform 工作平台 : 1.582 (17)	--	--	--	--	--	--	--	--	--	--
		C	86.745 (934) Balcony 露台 : 3.278 (35) Utility Platform 工作平台 : 1.568 (17)	--	--	--	--	--	--	--	--	--	--
		D	87.281 (939) Balcony 露台 : 3.750 (40) Utility Platform 工作平台 : 1.583 (17)	--	--	--	--	--	--	--	--	--	--

The saleable area of each residential property and the floor areas of balcony, utility platform and verandah (if any) to the extent that it forms part of the residential property are calculated in accordance with section 8 of the Residential Properties (First-hand Sales) Ordinance; and the areas of other specified items (if any), to the extent that they form part of the residential property (not included in saleable area) are calculated in accordance with Part 2 of Schedule 2 of the Residential Properties (First-hand Sales) Ordinance.

每個住宅物業的實用面積以及構成住宅物業的一部份的範圍內的露台、工作平台及陽台(如有)之樓面面積，是按照《一手住宅物業銷售條例》第8條計算得出的。在構成住宅物業的一部份的範圍內的其他指明項目(如有)的面積(不計算入實用面積)，是按照《一手住宅物業銷售條例》附表2第2部計算得出的。

Notes 附註:

1. The above areas have been converted to square feet based on a conversion rate of 1 square metre = 10.764 square feet and rounded off to the nearest integer and the area shown in sq.ft. may be slightly different from that shown in sq.m.
上述所列之面積以1平方米 = 10.764平方呎換算至平方呎，並四捨五入至整數。以平方呎計算之面積與以平方米計算之面積可能有些微差異。
2. There is no verandah in the residential properties in the Development.
發展項目住宅物業並無陽台。



Description of Residential Property 物業的描述			Saleable Area (including balcony, utility platform and verandah, if any) sq. metre (sq. ft.) 實用面積 (包括露台、工作平台及陽台(如有)) 平方米(平方呎)	Area of other specified items (Not included in the Saleable Area) sq. metre (sq. ft.) 其他指明項目的面積（不計算入實用面積）平方米（平方呎）									
Tower 座數	Floor 樓層	Unit 單位		Air- conditioning plant room 空調機房	Bay window 窗台	Cockloft 閣樓	Flat roof 平台	Garden 花園	Parking space 停車位	Roof 天台	Stairhood 梯屋	Terrace 前庭	Yard 庭院
Tower 3 第3座	26/F 26樓	A	196.908 (2,120) Balcony 露台 : 4.500 (48) Utility Platform 工作平台 : 1.582 (17)	--	--	--	18.655 (201)	--	--	--	--	--	--
		C	86.745 (934) Balcony 露台 : 3.278 (35) Utility Platform 工作平台 : 1.568 (17)	--	--	--	--	--	--	--	--	--	--
		D	87.281 (939) Balcony 露台 : 3.750 (40) Utility Platform 工作平台 : 1.583 (17)	--	--	--	--	--	--	--	--	--	--
	27/F 27樓	A	202.745 (2,182) Balcony 露台 : 4.500 (48) Utility Platform 工作平台 : 1.582 (17)	--	--	--	--	--	--	--	--	--	--
		C	86.745 (934) Balcony 露台 : 3.278 (35) Utility Platform 工作平台 : 1.568 (17)	--	--	--	--	--	--	--	--	--	--
		D	87.281 (939) Balcony 露台 : 3.750 (40) Utility Platform 工作平台 : 1.583 (17)	--	--	--	--	--	--	--	--	--	--
	28/F & 29/F (Duplex) 28樓及29樓 (複式)	A	314.270 (3,383) Balcony 露台 : 4.500 (48) Utility Platform 工作平台 : 1.582 (17)	--	--	--	70.957 (764)	--	--	76.382 (822)	14.926 (161)	--	--
	28/F 28樓	C	86.745 (934) Balcony 露台 : 3.278 (35) Utility Platform 工作平台 : 1.568 (17)	--	--	--	--	--	--	--	--	--	--
		D	87.281 (939) Balcony 露台 : 3.750 (40) Utility Platform 工作平台 : 1.583 (17)	--	--	--	--	--	--	--	--	--	--
	29/F 29樓	C	165.201 (1,778) Balcony 露台 : 3.750 (40) Utility Platform 工作平台 : 1.583 (17)	--	--	--	3.292 (35)	--	--	117.466 (1,264)	11.070 (119)	--	--

The saleable area of each residential property and the floor areas of balcony, utility platform and verandah (if any) to the extent that it forms part of the residential property are calculated in accordance with section 8 of the Residential Properties (First-hand Sales) Ordinance; and the areas of other specified items (if any), to the extent that they form part of the residential property (not included in saleable area) are calculated in accordance with Part 2 of Schedule 2 of the Residential Properties (First-hand Sales) Ordinance.

每個住宅物業的實用面積以及構成住宅物業的一部份的範圍內的露台、工作平台及陽台(如有)之樓面面積，是按照《一手住宅物業銷售條例》第8條計算得出的。在構成住宅物業的一部份的範圍內的其他指明項目(如有)的面積(不計算入實用面積)，是按照《一手住宅物業銷售條例》附表2第2部計算得出的。

Notes 附註:

1. The above areas have been converted to square feet based on a conversion rate of 1 square metre = 10.764 square feet and rounded off to the nearest integer and the area shown in sq.ft. may be slightly different from that shown in sq.m.
上述所列之面積以1平方米 = 10.764平方呎換算至平方呎，並四捨五入至整數。以平方呎計算之面積與以平方米計算之面積可能有些微差異。
2. There is no verandah in the residential properties in the Development.
發展項目住宅物業並無陽台。



Description of Residential Property 物業的描述			Saleable Area (including balcony, utility platform and verandah, if any) sq. metre (sq. ft.) 實用面積 (包括露台、工作平台及陽台(如有)) 平方米(平方呎)	Area of other specified items (Not included in the Saleable Area) sq. metre (sq. ft.) 其他指明項目的面積（不計算入實用面積）平方米（平方呎）									
Tower 座數	Floor 樓層	Unit 單位		Air- conditioning plant room 空調機房	Bay window 窗台	Cockloft 閣樓	Flat roof 平台	Garden 花園	Parking space 停車位	Roof 天台	Stairhood 梯屋	Terrace 前庭	Yard 庭院
Tower 5 第5座	2/F 2樓	A	130.001 (1,399) Balcony 露台: 6.379 (69) Utility Platform 工作平台: 1.583 (17)	--	--	--	--	--	--	--	--	--	--
		B	128.372 (1,382) Balcony 露台: 6.379 (69) Utility Platform 工作平台: -	--	--	--	--	--	--	--	--	--	--
		C	82.713 (890) Balcony 露台: 3.352 (36) Utility Platform 工作平台: 1.583 (17)	--	--	--	--	--	--	--	--	--	--
		D	82.871 (892) Balcony 露台: 3.728 (40) Utility Platform 工作平台: 1.560 (17)	--	--	--	--	--	--	--	--	--	--
	3/F, 5/F - 12/F & 15/F - 18/F 3樓、5樓至12樓及15樓至18樓	A	130.001 (1,399) Balcony 露台: 6.379 (69) Utility Platform 工作平台: 1.582 (17)	--	--	--	--	--	--	--	--	--	--
		B	129.872 (1,398) Balcony 露台: 6.379 (69) Utility Platform 工作平台: 1.500 (16)	--	--	--	--	--	--	--	--	--	--
		C	82.713 (890) Balcony 露台: 3.352 (36) Utility Platform 工作平台: 1.583 (17)	--	--	--	--	--	--	--	--	--	--
		D	82.871 (892) Balcony 露台: 3.728 (40) Utility Platform 工作平台: 1.560 (17)	--	--	--	--	--	--	--	--	--	--

The saleable area of each residential property and the floor areas of balcony, utility platform and verandah (if any) to the extent that it forms part of the residential property are calculated in accordance with section 8 of the Residential Properties (First-hand Sales) Ordinance; and the areas of other specified items (if any), to the extent that they form part of the residential property (not included in saleable area) are calculated in accordance with Part 2 of Schedule 2 of the Residential Properties (First-hand Sales) Ordinance.

每個住宅物業的實用面積以及構成住宅物業的一部份的範圍內的露台、工作平台及陽台(如有)之樓面面積，是按照《一手住宅物業銷售條例》第8條計算得出的。在構成住宅物業的一部份的範圍內的其他指明項目(如有)的面積(不計算入實用面積)，是按照《一手住宅物業銷售條例》附表2第2部計算得出的。

Notes 附註:

1. The above areas have been converted to square feet based on a conversion rate of 1 square metre = 10.764 square feet and rounded off to the nearest integer and the area shown in sq.ft. may be slightly different from that shown in sq.m.
上述所列之面積以1平方米 = 10.764平方呎換算至平方呎，並四捨五入至整數。以平方呎計算之面積與以平方米計算之面積可能有些微差異。
2. There is no verandah in the residential properties in the Development.
發展項目住宅物業並無陽台。



Description of Residential Property 物業的描述			Saleable Area (including balcony, utility platform and verandah, if any) sq. metre (sq. ft.) 實用面積 (包括露台、工作平台及陽台(如有)) 平方米(平方呎)	Area of other specified items (Not included in the Saleable Area) sq. metre (sq. ft.) 其他指明項目的面積（不計算入實用面積）平方米（平方呎）									
Tower 座數	Floor 樓層	Unit 單位		Air- conditioning plant room 空調機房	Bay window 窗台	Cockloft 閣樓	Flat roof 平台	Garden 花園	Parking space 停車位	Roof 天台	Stairhood 梯屋	Terrace 前庭	Yard 庭院
Tower 5 第5座	19/F & 20/F (Duplex) 19樓及20樓(複式)	A	223.226 (2,403) Balcony 露台: 6.379 (69) Utility Platform 工作平台: 1.582 (17)	--	--	--	2.214 (24)	--	--	--	--	--	--
	19/F 19樓	B	129.975 (1,399) Balcony 露台: 6.379 (69) Utility Platform 工作平台: 1.500 (16)	--	--	--	--	--	--	--	--	--	--
		C	82.713 (890) Balcony 露台: 3.352 (36) Utility Platform 工作平台: 1.583 (17)	--	--	--	--	--	--	--	--	--	--
		D	83.469 (898) Balcony 露台: 3.728 (40) Utility Platform 工作平台: 1.560 (17)	--	--	--	--	--	--	--	--	--	--
	20/F & 21/F (Duplex) 20樓及21樓 (複式)	B	287.956 (3,100) Balcony 露台: 6.379 (69) Utility Platform 工作平台: --	--	--	--	64.339 (693)	--	--	80.983 (872)	8.777 (94)	--	--
		C	162.290 (1,747) Balcony 露台: 3.352 (36) Utility Platform 工作平台: 1.583 (17)	--	--	--	--	--	--	55.522 (598)	8.810 (95)	--	--
		D	157.065 (1,691) Balcony 露台: 3.728 (40) Utility Platform 工作平台: --	--	--	--	0.736 (8)	--	--	42.742 (460)	10.087 (109)	--	--

The saleable area of each residential property and the floor areas of balcony, utility platform and verandah (if any) to the extent that it forms part of the residential property are calculated in accordance with section 8 of the Residential Properties (First-hand Sales) Ordinance; and the areas of other specified items (if any), to the extent that they form part of the residential property (not included in saleable area) are calculated in accordance with Part 2 of Schedule 2 of the Residential Properties (First-hand Sales) Ordinance.

每個住宅物業的實用面積以及構成住宅物業的一部份的範圍內的露台、工作平台及陽台(如有)之樓面面積，是按照《一手住宅物業銷售條例》第8條計算得出的。在構成住宅物業的一部份的範圍內的其他指明項目(如有)的面積(不計算入實用面積)，是按照《一手住宅物業銷售條例》附表2第2部計算得出的。

Notes 附註:

1. The above areas have been converted to square feet based on a conversion rate of 1 square metre = 10.764 square feet and rounded off to the nearest integer and the area shown in sq.ft. may be slightly different from that shown in sq.m.
上述所列之面積以1平方米 = 10.764平方呎換算至平方呎，並四捨五入至整數。以平方呎計算之面積與以平方米計算之面積可能有些微差異。
2. There is no verandah in the residential properties in the Development.
發展項目住宅物業並無陽台。



Description of Residential Property 物業的描述			Saleable Area (including balcony, utility platform and verandah, if any) sq. metre (sq. ft.) 實用面積 (包括露台、工作平台及陽台(如有)) 平方米(平方呎)	Area of other specified items (Not included in the Saleable Area) sq. metre (sq. ft.) 其他指明項目的面積（不計算入實用面積）平方米（平方呎）									
Tower 座數	Floor 樓層	Unit 單位		Air- conditioning plant room 空調機房	Bay window 窗台	Cockloft 閣樓	Flat roof 平台	Garden 花園	Parking space 停車位	Roof 天台	Stairhood 梯屋	Terrace 前庭	Yard 庭院
Tower 6 第6座	2/F 2樓	A	127.492 (1,372) Balcony 露台: 6.379 (69) Utility Platform 工作平台: –	--	--	--	--	--	--	--	--	--	--
		B	128.218 (1,380) Balcony 露台: 6.379 (69) Utility Platform 工作平台: 1.500 (16)	--	--	--	--	--	--	--	--	--	--
		C	76.461 (823) Balcony 露台: – Utility Platform 工作平台: –	--	--	--	2.871 (31)	--	--	--	--	--	--
		D	77.388 (833) Balcony 露台: – Utility Platform 工作平台: –	--	--	--	2.871 (31)	--	--	--	--	--	--
	3/F, 5/F - 12/F & 15/F - 18/F 3樓、5樓至12樓及15樓至18樓	A	128.992 (1,388) Balcony 露台: 6.379 (69) Utility Platform 工作平台: 1.500 (16)	--	--	--	--	--	--	--	--	--	--
		B	128.218 (1,380) Balcony 露台: 6.379 (69) Utility Platform 工作平台: 1.500 (16)	--	--	--	--	--	--	--	--	--	--
		C	81.546 (878) Balcony 露台: 3.622 (39) Utility Platform 工作平台: 1.545 (17)	--	--	--	--	--	--	--	--	--	--
		D	82.428 (887) Balcony 露台: 3.622 (39) Utility Platform 工作平台: 1.500 (16)	--	--	--	--	--	--	--	--	--	--

The saleable area of each residential property and the floor areas of balcony, utility platform and verandah (if any) to the extent that it forms part of the residential property are calculated in accordance with section 8 of the Residential Properties (First-hand Sales) Ordinance; and the areas of other specified items (if any), to the extent that they form part of the residential property (not included in saleable area) are calculated in accordance with Part 2 of Schedule 2 of the Residential Properties (First-hand Sales) Ordinance.

每個住宅物業的實用面積以及構成住宅物業的一部份的範圍內的露台、工作平台及陽台(如有)之樓面面積，是按照《一手住宅物業銷售條例》第8條計算得出的。在構成住宅物業的一部份的範圍內的其他指明項目(如有)的面積(不計算入實用面積)，是按照《一手住宅物業銷售條例》附表2第2部計算得出的。

Notes 附註:

1. The above areas have been converted to square feet based on a conversion rate of 1 square metre = 10.764 square feet and rounded off to the nearest integer and the area shown in sq.ft. may be slightly different from that shown in sq.m.
上述所列之面積以1平方米 = 10.764平方呎換算至平方呎，並四捨五入至整數。以平方呎計算之面積與以平方米計算之面積可能有些微差異。
2. There is no verandah in the residential properties in the Development.
發展項目住宅物業並無陽台。



Description of Residential Property 物業的描述			Saleable Area (including balcony, utility platform and verandah, if any) sq. metre (sq. ft.) 實用面積 (包括露台、工作平台及陽台(如有)) 平方米(平方呎)	Area of other specified items (Not included in the Saleable Area) sq. metre (sq. ft.) 其他指明項目的面積（不計算入實用面積）平方米（平方呎）									
Tower 座數	Floor 樓層	Unit 單位		Air- conditioning plant room 空調機房	Bay window 窗台	Cockloft 閣樓	Flat roof 平台	Garden 花園	Parking space 停車位	Roof 天台	Stairhood 梯屋	Terrace 前庭	Yard 庭院
Tower 6 第6座	19/F & 20/F (Duplex) 19樓及20樓(複式)	A	220.816 (2,377) Balcony 露台: 6.379 (69) Utility Platform 工作平台: 1.500 (16)	--	--	--	5.818 (63)	--	--	--	--	--	--
	19/F 19樓	B	126.702 (1,364) Balcony 露台: 6.379 (69) Utility Platform 工作平台: 1.500 (16)	--	--	--	--	--	--	--	--	--	--
		C	81.546 (878) Balcony 露台: 3.622 (39) Utility Platform 工作平台: 1.545 (17)	--	--	--	--	--	--	--	--	--	--
		D	82.428 (887) Balcony 露台: 3.622 (39) Utility Platform 工作平台: 1.500 (16)	--	--	--	--	--	--	--	--	--	--
	20/F & 21/F (Duplex) 20樓及21樓(複式)	B	279.945 (3,013) Balcony 露台: 6.379 (69) Utility Platform 工作平台: --	--	--	--	63.560 (684)	--	--	78.443 (844)	9.510 (102)	--	--
	20/F 20樓	C	81.546 (878) Balcony 露台: 3.622 (39) Utility Platform 工作平台: 1.545 (17)	--	--	--	--	--	--	--	--	--	--
		D	82.428 (887) Balcony 露台: 3.622 (39) Utility Platform 工作平台: 1.500 (16)	--	--	--	--	--	--	--	--	--	--
	21/F 21樓	C	156.993 (1,690) Balcony 露台: 3.622 (39) Utility Platform 工作平台: 1.500 (16)	--	--	--	--	--	--	97.617 (1,051)	8.075 (87)	--	--

The saleable area of each residential property and the floor areas of balcony, utility platform and verandah (if any) to the extent that it forms part of the residential property are calculated in accordance with section 8 of the Residential Properties (First-hand Sales) Ordinance; and the areas of other specified items (if any), to the extent that they form part of the residential property (not included in saleable area) are calculated in accordance with Part 2 of Schedule 2 of the Residential Properties (First-hand Sales) Ordinance.

每個住宅物業的實用面積以及構成住宅物業的一部份的範圍內的露台、工作平台及陽台(如有)之樓面面積，是按照《一手住宅物業銷售條例》第8條計算得出的。在構成住宅物業的一部份的範圍內的其他指明項目(如有)的面積(不計算入實用面積)，是按照《一手住宅物業銷售條例》附表2第2部計算得出的。

Notes 附註:

1. The above areas have been converted to square feet based on a conversion rate of 1 square metre = 10.764 square feet and rounded off to the nearest integer and the area shown in sq.ft. may be slightly different from that shown in sq.m.
上述所列之面積以1平方米 = 10.764平方呎換算至平方呎，並四捨五入至整數。以平方呎計算之面積與以平方米計算之面積可能有些微差異。
2. There is no verandah in the residential properties in the Development.
發展項目住宅物業並無陽台。



Description of Residential Property 物業的描述			Saleable Area (including balcony, utility platform and verandah, if any) sq. metre (sq. ft.) 實用面積 (包括露台、工作平台及陽台(如有)) 平方米(平方呎)	Area of other specified items (Not included in the Saleable Area) sq. metre (sq. ft.) 其他指明項目的面積（不計算入實用面積）平方米（平方呎）									
Tower 座數	Floor 樓層	Unit 單位		Air- conditioning plant room 空調機房	Bay window 窗台	Cockloft 閣樓	Flat roof 平台	Garden 花園	Parking space 停車位	Roof 天台	Stairhood 梯屋	Terrace 前庭	Yard 庭院
Tower 7 第7座	2/F 2樓	A	128.302 (1,381) Balcony 露台: 6.488 (70) Utility Platform 工作平台: –	--	--	--	--	--	--	--	--	--	--
		B	131.493 (1,415) Balcony 露台: 6.487 (70) Utility Platform 工作平台: 1.500 (16)	--	--	--	--	--	--	--	--	--	--
		C	78.797 (848) Balcony 露台: 3.705 (40) Utility Platform 工作平台: 1.583 (17)	--	--	--	--	--	--	--	--	--	--
	3/F, 5/F - 12/F & 15/F - 18/F 3樓、5樓至12樓及15樓至18樓	A	129.802 (1,397) Balcony 露台: 6.488 (70) Utility Platform 工作平台: 1.500 (16)	--	--	--	--	--	--	--	--	--	--
		B	131.493 (1,415) Balcony 露台: 6.487 (70) Utility Platform 工作平台: 1.500 (16)	--	--	--	--	--	--	--	--	--	--
		C	78.797 (848) Balcony 露台: 3.705 (40) Utility Platform 工作平台: 1.583 (17)	--	--	--	--	--	--	--	--	--	--

The saleable area of each residential property and the floor areas of balcony, utility platform and verandah (if any) to the extent that it forms part of the residential property are calculated in accordance with section 8 of the Residential Properties (First-hand Sales) Ordinance; and the areas of other specified items (if any), to the extent that they form part of the residential property (not included in saleable area) are calculated in accordance with Part 2 of Schedule 2 of the Residential Properties (First-hand Sales) Ordinance.

每個住宅物業的實用面積以及構成住宅物業的一部份的範圍內的露台、工作平台及陽台(如有)之樓面面積，是按照《一手住宅物業銷售條例》第8條計算得出的。在構成住宅物業的一部份的範圍內的其他指明項目(如有)的面積(不計算入實用面積)，是按照《一手住宅物業銷售條例》附表2第2部計算得出的。

Notes 附註:

1. The above areas have been converted to square feet based on a conversion rate of 1 square metre = 10.764 square feet and rounded off to the nearest integer and the area shown in sq.ft. may be slightly different from that shown in sq.m.
上述所列之面積以1平方米 = 10.764平方呎換算至平方呎，並四捨五入至整數。以平方呎計算之面積與以平方米計算之面積可能有些微差異。
2. There is no verandah in the residential properties in the Development.
發展項目住宅物業並無陽台。



Description of Residential Property 物業的描述			Saleable Area (including balcony, utility platform and verandah, if any) sq. metre (sq. ft.) 實用面積 (包括露台、工作平台及陽台(如有)) 平方米(平方呎)	Area of other specified items (Not included in the Saleable Area) sq. metre (sq. ft.) 其他指明項目的面積（不計算入實用面積）平方米（平方呎）									
Tower 座數	Floor 樓層	Unit 單位		Air- conditioning plant room 空調機房	Bay window 窗台	Cockloft 閣樓	Flat roof 平台	Garden 花園	Parking space 停車位	Roof 天台	Stairhood 梯屋	Terrace 前庭	Yard 庭院
Tower 7 第7座	19/F & 20/F (Duplex) 19樓及20樓(複式)	A	219.338 (2,361) Balcony 露台: 6.488 (70) Utility Platform 工作平台: 1.500 (16)	--	--	--	--	--	--	--	--	--	--
	19/F 19樓	B	132.573 (1,427) Balcony 露台: 6.487 (70) Utility Platform 工作平台: 1.500 (16)	--	--	--	--	--	--	--	--	--	--
		C	78.797 (848) Balcony 露台: 3.705 (40) Utility Platform 工作平台: 1.583 (17)	--	--	--	--	--	--	--	--	--	--
	20/F & 21/F (Duplex) 20樓及21樓 (複式)	B	310.018 (3,337) Balcony 露台: 6.487 (70) Utility Platform 工作平台: 1.500 (16)	--	--	--	70.610 (760)	--	--	74.757 (805)	16.955 (183)	--	--
		C	159.235 (1,714) Balcony 露台: 3.705 (40) Utility Platform 工作平台: --	--	--	--	--	--	--	48.484 (522)	10.931 (118)	--	--

The saleable area of each residential property and the floor areas of balcony, utility platform and verandah (if any) to the extent that it forms part of the residential property are calculated in accordance with section 8 of the Residential Properties (First-hand Sales) Ordinance; and the areas of other specified items (if any), to the extent that they form part of the residential property (not included in saleable area) are calculated in accordance with Part 2 of Schedule 2 of the Residential Properties (First-hand Sales) Ordinance.

每個住宅物業的實用面積以及構成住宅物業的一部份的範圍內的露台、工作平台及陽台(如有)之樓面面積，是按照《一手住宅物業銷售條例》第8條計算得出的。在構成住宅物業的一部份的範圍內的其他指明項目(如有)的面積(不計算入實用面積)，是按照《一手住宅物業銷售條例》附表2第2部計算得出的。

Notes 附註:

1. The above areas have been converted to square feet based on a conversion rate of 1 square metre = 10.764 square feet and rounded off to the nearest integer and the area shown in sq.ft. may be slightly different from that shown in sq.m.
上述所列之面積以1平方米 = 10.764平方呎換算至平方呎，並四捨五入至整數。以平方呎計算之面積與以平方米計算之面積可能有些微差異。
2. There is no verandah in the residential properties in the Development.
發展項目住宅物業並無陽台。

B2/F
地庫2



Schedule of Location, Number, Dimensions and Area of Parking Spaces 停車位的位置、數目、尺寸及面積表：

Type of Parking Space 停車位類別	Location 位置	Number 數目	Dimensions (L x W) (m) 尺寸(長x闊)(米)	Area of Each Parking Space (sq.m.) 每個停車位面積(平方米)
Residential Parking Space 住宅停車位	B2/F 地庫2	157	5.0 x 2.5	12.5
Motorcycle Parking Space 電單車停車位		5	2.4 x 1.0	2.4



B1/F
地庫1

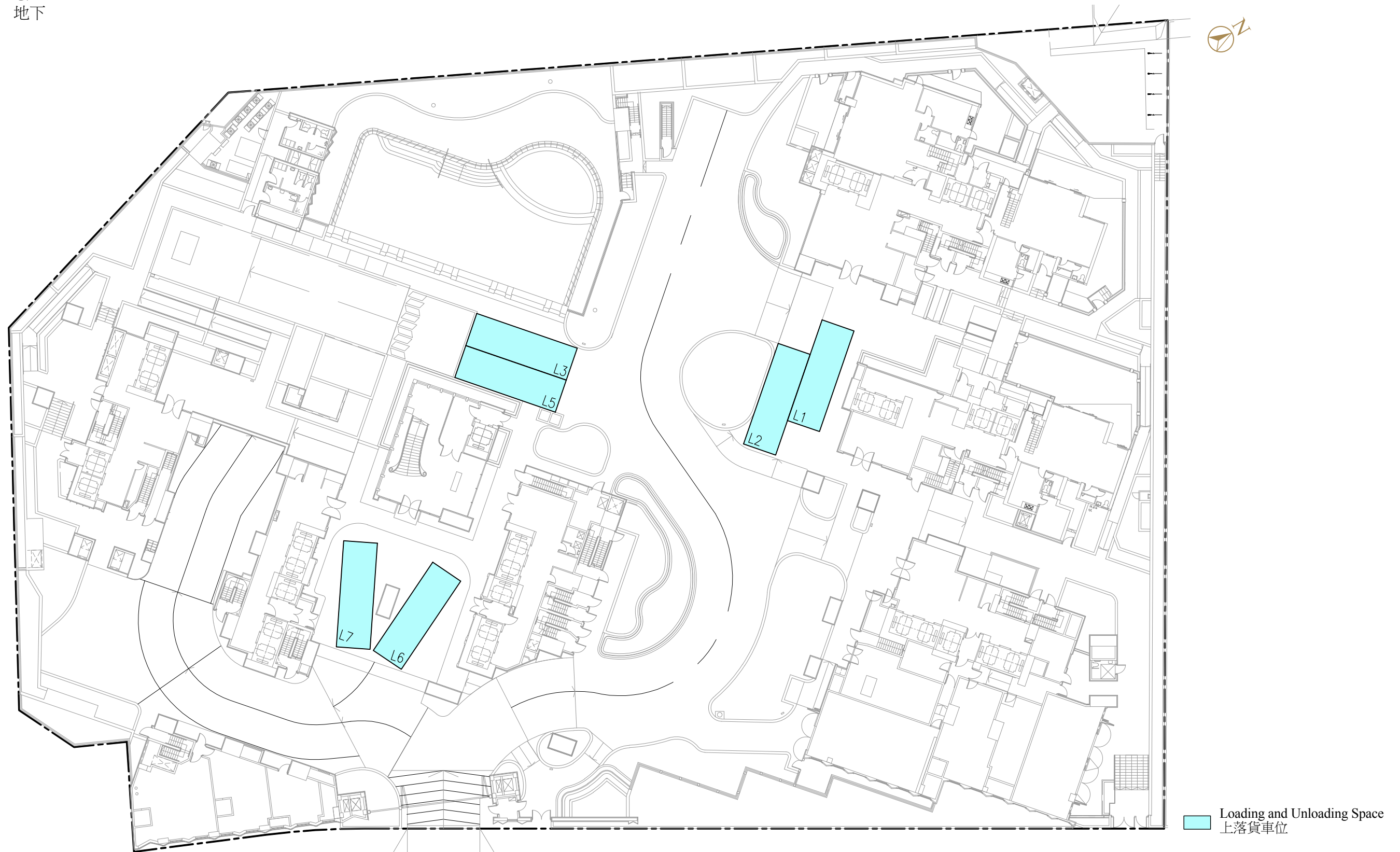


Schedule of Location, Number, Dimensions and Area of Parking Spaces 停車位的位置、數目、尺寸及面積表：

Type of Parking Space 停車位類別	Location 位置	Number 數目	Dimensions (L x W) (m) 尺寸 (長x闊) (米)	Area of Each Parking Space (sq.m.) 每個停車位面積 (平方米)
Residential Parking Space 住宅停車位	B1/F 地庫1	127	5.0 x 2.5	12.5
Visitors' Parking Space 訪客停車位		4	5.0 x 2.5	12.5
Accessible Residential Parking Space 暢通易達住宅停車位		3	5.0 x 3.5	17.5
Accessible Visitors' Parking Space 暢通易達訪客停車位		1	5.0 x 3.5	17.5
Refuse Collection Vehicle Parking Space 垃圾車停車位		1	5.0 x 12.0	60.0



G/F
地下



Schedule of Location, Number, Dimensions and Area of Parking Spaces 停車位的位置、數目、尺寸及面積表：

Type of Parking Space 停車位類別	Location 位置	Number 數目	Dimensions (L x W) (m) 尺寸 (長x闊) (米)	Area of Each Parking Space (sq.m.) 每個停車位面積 (平方米)
Loading and Unloading Space 上落貨車位	G/F 地下	6	11.0 x 3.5	38.5



1. A preliminary deposit of 5% of the purchase price is payable on the signing of the preliminary agreement for sale and purchase (the “preliminary agreement”);

2. The preliminary deposit paid by the purchaser on the signing of the preliminary agreement will be held by a firm of solicitors acting for the owner, as stakeholders;

3. If the purchaser fails to execute the agreement for sale and purchase within 5 working days after the date on which the purchaser enters into the preliminary agreement –

(i) the preliminary agreement is terminated;

(ii) the preliminary deposit is forfeited; and

(iii) the owner does not have any further claim against the purchaser for the failure.
1. 在簽署臨時買賣合約（“該臨時合約”）時須支付款額為售價5%的臨時訂金；

2. 買方在簽署該臨時合約時支付的臨時訂金，會由代表擁有人行事的律師事務所以保證金保存人的身分持有；

3. 如買方沒有於訂立該臨時合約的日期之後5個工作日內簽立買賣合約—

(i) 該臨時合約即告終止；

(ii) 有關的臨時訂金即予沒收；及

(iii) 擁有人不得就買方沒有簽立買賣合約而針對買方提出進一步申索。



A. COMMON PARTS OF THE DEVELOPMENT

1. **“Common Areas”** means the Development Common Areas, the Carpark Common Areas and the Residential Common Areas.
2. **“Common Facilities”** means the Development Common Facilities, the Carpark Common Facilities and the Residential Common Facilities.
3. **“Carpark Common Areas”** means those parts of the Lot (as defined in the DMC) and the Development (as defined in the DMC) (excluding those parking spaces shown and delineated on the car park layout plan approved by the Building Authority) and all other common parts specified in Schedule 1 to the Building Management Ordinance (Cap.344) (if any) within the Lot and the Development designed or intended for the common use and benefit of the Owners (as defined in the DMC) of the Car Parks (as defined in the DMC) (which do not form part of the Units (as defined in the DMC), the Development Common Areas or the Residential Common Areas) and also serving the Disabled Car Parking Spaces (as defined in the DMC) and the Visitors’ Car Parks (as defined in the DMC) and not otherwise specifically assigned to or for the exclusive use of the Owner of a particular Car Park and shall include but not limited to access areas, circulation passages, corridors, driveways, EV charging meter rooms, fan rooms, staircases and landings. The Carpark Common Areas are for the purpose of identification shown and coloured yellow on the plans (certified as to their accuracy by the Authorized Person (as defined in the DMC)) annexed to the DMC.
4. **“Carpark Common Facilities”** means those facilities and equipment for the common use and benefit of the Car Parks and also serving the Disabled Car Parking Spaces and the Visitors’ Car Parks but not other parts of the Development and not for the use and benefit of a particular Car Park exclusively and shall include but not limited to Common EV Facilities, electrical and mechanical installation, fire services equipment and installation, lighting, mechanical ventilation system, plant and machinery, plumbing and drainage system, security system but excluding the Development Common Facilities and the Residential Common Facilities.
5. **“Common EV Facilities”** means all such facilities installed or to be installed within the Carpark Common Areas for the common use and benefit of the Car Parking Spaces (as defined in the DMC), the Visitors’ Car Parks and the Disabled Car Parking Spaces for the purpose of or in relation to the charging of electric motor vehicles or electric motor cycles licensed under the Road Traffic Ordinance (Cap.374) parking at the Car Parking Spaces, the Visitors’ Car Parks and the Disabled Car Parking Spaces; such facilities shall not serve any of the Car Parking Spaces, the Visitors’ Car Parks and the Disabled Car Parking Spaces exclusively or belong to any of the Owner of the Car Parking Spaces and shall include but not limited to such apparatus, cables, ducts, equipment, trunking, wires and such other electrical or other installations or otherwise for or in relation to such purpose. Location(s) of the Common EV Facilities are shown on the Approved Plans (as defined in the DMC), a copy of which will be deposited at the management office in the Development for inspection by the Owners during normal office hours free of costs and charges.
6. **“Development Common Areas”** means the whole of the Lot and the Development which are not otherwise specifically assigned to or for the exclusive use of an Owner and are designed or intended for common use and

benefit of the Owners (which do not form part of the Units, the Residential Common Areas or the Carpark Common Areas) and shall include but not limited to foundations, structural walls, load bearing walls, columns, beams and floor slabs (including water-proofing membrane) of the Development (which do not form part of the Units, the Residential Common Areas or the Carpark Common Areas), enclosing walls of the Development Common Areas (but in the case of such enclosing walls adjoining any Unit(s), excluding the plaster and covering of the internal surface of such enclosing walls within the relevant Unit(s)), entrances, sprinkler water tank, fire service water tank, fire service & sprinkler booster pump room, fire service control room, fresh and flushing water pump room for podium, generator room, main switch rooms, master water meter room, caretakers office, pipe ducts, potable water pump room for podium, lift shafts, refuse storage and material recovery chamber with vehicular access, staircases and landings, transfer pump room, transformer rooms, water check meter cabinet, such part of the Slope and Retaining Structures within the Lot and all other common parts specified in Schedule 1 to the Building Management Ordinance (Cap.344) (if any) within the Lot and the Development designed or intended for common use and benefit of the Owners and not otherwise specifically assigned to or for the exclusive use of an Owner (which do not form part of the Units, the Residential Common Areas or the Carpark Common Areas). The Development Common Areas are for the purpose of identification shown and coloured orange on the plans (certified as to their accuracy by the Authorized Person) annexed to the DMC.

7. **“Development Common Facilities”** means

- (a) Such of air-conditioning system, electrical generator, fire alarm system, fire hydrant/hose reel system, fire service control, water tanks, fuel tank, gutters, main switch, master meter, mechanical ventilation system, pipes, plant and machinery, drains, sewers, surface channel with cover, lifts, aerial broadcast distribution facilities, telecommunication broadcasting equipment, telecommunications network facilities, wires and cables, electrical and mechanical installation servicing the Development Common Areas and other services facilities whether ducted or otherwise which are or at any time may be in, under or over or passing through the Lot and the Development through which water, sewage, gas, electricity and any other services are supplied to the Lot and the Development or any part or parts thereof which are for the use and benefit of the Lot and the Development and not for the use or benefit of a particular Unit;
- (b) Lighting including façade lighting within the Development which are for the use and benefit of the Lot and the Development and not for the use or benefit of a particular Unit;
- (c) Automatic sprinkler system, fire detection and alarm system and fire hydrant and hose reel system within the Development which are for the use and benefit of the Lot and the Development and not for the use or benefit of a particular Unit;
- (d) Burglar alarm, metal gate, manned gate, drop-gate and security system(s) (if any) which are for the use and benefit of the Lot and the Development and not for the use or benefit of a particular Unit;

and other facilities and systems for the common use and benefit of the Lot and the Development and not for the use or benefit of a particular Unit exclusively.

For avoidance of doubt, the term “Development Common Facilities” shall not include those facilities, equipment and other like structures forming part of the Residential Common Facilities or the Carpark Common Facilities.

8. **“External Walls”** means external walls of the Development or any part thereof including curtain walls (including the cast-in anchors, gasket, glass panels, window frames, window sealant and such other components of the curtain wall, the non-openable windows therein or thereto and cast-in anchors, gasket, glass panels, window frames, window sealant and such other components of such non-openable windows but excluding all openable windows installed therein and the cast-in anchors, frames enclosing the glass panels of the openable windows, gasket, glass panels, handles, hinges, locks, window sealant and such other components of such openable windows), non-structural prefabricated external walls, architectural features, louvre, parapet walls, the curbs of the Non-enclosed Area (as defined in the DMC) and the windows and window frames of the Common Areas but excluding the internal surface of the concrete walls facing the Units, the balustrade/fences/glass parapets of the Non-enclosed Area and flat roofs or their replacement and the windows (whether openable or non-openable) (other than those non-openable windows installed in or to curtain wall), window frames and sealant around window frames of the Units.
9. **“Noise Mitigation Measures”** means all or any of the noise mitigation measures approved by the Director of Environmental Protection provided within the Development and any subsequent amendments thereto (if any) approved by the Director of Environmental Protection including acoustic fins and acoustic balconies and, for the purpose of identification, as shown on the plans annexed to the DMC.
10. **“Recreational Areas”** means the areas intended for recreational use by the residents of the Residential Units (as defined in the DMC) and their bona fide visitors which shall include but not limited to such areas on the Basement (B2) Floor, Basement (B1) Floor, Ground Floor and 1st Floor of Towers 5, 6 and 7 of the Development where Recreational Facilities, including but not limited to badminton court, exercise room, female changing room & lavatory, fitness room, function room, gymnasium, indoor swimming pool, indoor swimming pool deck, indoor tennis court, lounge, male changing room & lavatory, outdoor swimming pools, outdoor units plant area, reading area, spa and accessible unisex toilets are located.
11. **“Recreational Facilities”** means the recreational facilities and facilities ancillary thereto provided or installed for the common use and benefit of the residents of the Residential Units and their bona fide visitors and of no other person or persons pursuant to Special Condition No.(11)(a) of the Government Grant (as defined in the DMC).
12. **“Residential Common Areas”** means those parts of the Lot and the Development designed or intended for the common use and benefit of the Owners of the Residential Units and not otherwise specifically assigned to or for the exclusive use of an Owner of a Residential Unit (which do not form part of the Units, the Development Common Areas or the Carpark Common Areas) and shall include but not limited to :-

(a) the Recreational Areas;

(b) the Greenery Area;

(c) Noise Mitigation Measures (excluding those forming part or parts of a Residential Unit);

(d) potable water tanks, fire service water tanks, flushing water tanks, accessible unisex toilets, access roads, air ducts, air-conditioning platforms, cable ducts, communal antenna broadcast distribution cabinets, corridors, covered landscape, Disabled Car Parking Spaces, Visitors' Car Parks, driveways, electric meter rooms, electrical rooms, entrance lobbies, filtration plant rooms for Recreational Facilities, fire service and sprinkler water pump rooms, fire service booster pump rooms, fire service pipe ducts, fire service water meter cabinets, fire service water pump rooms, fireman lift lobbies, flat roofs (excluding those forming part of a Residential Unit), flushing water pump rooms, generator rooms, hose reels, lift lobbies, lift machine rooms, lift pits, lift shafts, loading and unloading spaces, main switch rooms, pavements, pipe ducts, plant roofs, potable water pump rooms, ramps, refuse storage & material recovery rooms, staff rooms, staircase pressurization room, staircases and landings, sub-main switch rooms, telecommunications and broadcasting rooms, transfer pump rooms, upper roofs, walkways, water meter cabinets;

(e) External Walls of the Development including non-structural prefabricated external walls, the locations of which are for the purpose of identification shown and coloured violet on the plans (certified as to their accuracy by the Authorized Person) annexed to the DMC;

(f) enclosing walls of the Residential Common Areas (but in the case of such enclosing walls adjoining any Unit(s), excluding the plaster and covering of the internal surface of such enclosing walls within the relevant Unit(s));

(g) beams, columns, floor slabs, partitions, structural walls and other structural elements and supports of or within Residential Units or any of them;

and all other common parts specified in Schedule 1 to the Building Management Ordinance (Cap.344) (if any) within the Lot and the Development designed or intended for the common use and benefit of the Owners of the Residential Units and not otherwise specifically assigned to or for the exclusive use of an Owner of a Residential Unit.

The Residential Common Areas are for the purpose of identification shown and coloured green and violet on the plans (certified as to their accuracy by the Authorized Person) annexed to the DMC.

13. **“Residential Common Facilities”** means those facilities and ancillary equipment for the common use and benefit of the Owners of the Residential Units and not for the use and benefit of a particular Residential Unit exclusively and shall include but not limited to the Recreational Facilities, air-conditioning or mechanical installation, burglar alarm, centralized air-conditioning system, drains, electrical equipment, fire-fighting system, gas pipes, gutters, lifts, lifts and manual fire alarm, lighting, metal gate, pipes, security system, sewers, water pumps, water tanks, wires and cables for the use and benefit of the Residential Units but excluding the Development Common Facilities and the Carpark Common Facilities.

14. **“Slope and Retaining Structures”** means all slopes, slope treatment works, retaining walls and other structures within or outside the Lot, the maintenance of which is the liability of the Owners under the Government Grant or the DMC.

The Slope and Retaining Structures are for the purposes of identification only shown and coloured red on the Slopes and Retaining Walls Plan (certified as to their accuracy by the Authorized Person) annexed to the DMC.

B. NUMBER OF UNDIVIDED SHARES ASSIGNED TO EACH RESIDENTIAL PROPERTY IN THE DEVELOPMENT

Tower	Floor	Flat	No. of Undivided Shares allocated to each Residential Unit
TOWER 1	G/F – 1/F (Duplex)	A@	2,515
		C@	2,176
	2/F	A	1,343
		B	1,329
		C	1,162
	3/F, 5/F, 6/F, 7/F, 8/F, 9/F, 10/F, 11/F, 12/F, 15/F, 16/F, 17/F, 18/F, 19/F, 20/F, 21/F, 22/F, 23/F, 25/F	A	1,343
		B	1,344
		C	1,162
	26/F	A	2,567
		C	1,162
	27/F – 29/F (Triplex)	A*	6,381
	27/F	B	1,340
		C	1,162
	28/F – 29/F (Duplex)	C#*	2,339

Tower	Floor	Flat	No. of Undivided Shares allocated to each Residential Unit
TOWER 2	G/F – 1/F (Duplex)	C@	2,183
	2/F	A	1,303
		B	1,309
		C	1,156
	3/F, 5/F, 6/F, 7/F, 8/F, 9/F, 10/F, 11/F, 12/F, 15/F, 16/F, 17/F, 18/F, 19/F, 20/F, 21/F, 22/F, 23/F, 25/F, 26/F	A	1,303
		B	1,324
		C	1,156
	27/F – 28/F (Duplex)	A	2,241
	27/F	B	1,328
		C	1,156
	28/F – 29/F (Duplex)	B#*	3,484
		C#*	2,315



Tower	Floor	Flat	No. of Undivided Shares allocated to each Residential Unit
TOWER 3	2/F	A	1,141
		B	1,166
		C	852
		D	873
	3/F, 5/F, 6/F, 7/F, 8/F, 9/F, 10/F, 11/F, 12/F, 15/F, 16/F, 17/F, 18/F, 19/F, 20/F, 21/F, 22/F, 23/F, 25/F	A	1,141
		B	1,166
		C	867
		D	873
	26/F	A#	1,988
		C	867
		D	873
	27/F	A	2,027
		C	867
		D	873
	28/F – 29/F (Duplex)	A#*	3,305
	28/F	C	867
		D	873
	29/F	C#*	1,784

Tower	Floor	Flat	No. of Undivided Shares allocated to each Residential Unit
TOWER 5	2/F	A	1,300
		B	1,284
		C#	827
		D#	829
	3/F, 5/F, 6/F, 7/F, 8/F, 9/F, 10/F, 11/F, 12/F, 15/F, 16/F, 17/F, 18/F	A	1,300
		B	1,299
		C	827
		D	829
	19/F – 20/F (Duplex)	A#	2,234
	19/F	B	1,300
		C	827
		D	835
	20/F – 21/F (Duplex)	B#*	3,034
		C*	1,687
		D#*	1,624

Tower	Floor	Flat	No. of Undivided Shares allocated to each Residential Unit
TOWER 6	2/F	A	1,275
		B	1,282
		C#	767
		D#	777
	3/F, 5/F, 6/F, 7/F, 8/F, 9/F, 10/F, 11/F, 12/F, 15/F, 16/F, 17/F, 18/F	A	1,290
		B	1,282
		C	815
		D	824
	19/F – 20/F (Duplex)	A#	2,214
	19/F	B	1,267
		C	815
		D	824
	20/F – 21/F (Duplex)	B#*	2,951
	20/F	C	815
		D	824
	21/F	C*	1,676



Tower	Floor	Flat	No. of Undivided Shares allocated to each Residential Unit
TOWER 7	2/F	A	1,283
		B	1,315
		C	788
	3/F, 5/F, 6/F, 7/F, 8/F, 9/F, 10/F, 11/F, 12/F, 15/F, 16/F, 17/F, 18/F	A	1,298
		B	1,315
		C	788
	19/F – 20/F (Duplex)	A	2,193
	19/F	B	1,326
		C	788
	20/F – 21/F (Duplex)	B#*	3,263
		C*	1,652

Remarks:
1. The floor numbering for the Towers in the Development is such that there are no floor numbers 4/F, 13/F, 14/F and 24/F.
2. # This Residential Unit includes flat roof(s) thereof.
3. * This Residential Unit includes roof(s) and stairhood thereof.
4. @ This Residential Unit includes garden(s) thereof.

C. TERMOFYEARSFORWHICTHEMANAGEROFTHEDEVELOPMENT IS APPOINTED

Subject to the provisions of the Building Management Ordinance (Cap.344), the management of the Lot and the Development shall for an initial period of two years from the date of the DMC be undertaken by the Management Company (as defined in the DMC). Prior to the formation of the Corporation (as defined in the DMC), the Owners’ Committee (as defined in the DMC) may at any time terminate the Manager’s appointment without compensation by giving not less than three (3) months’ notice in writing to the Manager and by a resolution passed by a majority of votes of Owners voting either personally or by proxy in an Owners’ meeting convened under the DMC and supported by the Owners of not less than 50% of the Undivided Shares in aggregate (excluding the Undivided Shares allocated to the Common Areas and Common Facilities).

D. BASIS ON WHICH THE MANAGEMENT EXPENSES ARE SHARED AMONG THE OWNERS OF THE RESIDENTIAL PROPERTIES IN THE DEVELOPMENT

1. Where any expenditure relates to or is for the benefit of the Lot and the Development (but does not relate solely to or is not solely for the benefit of any Unit, Residential Common Areas, Carpark Common Areas, Residential Common Facilities or Carpark Common Facilities), the Development Common Areas and/or the Development Common Facilities, the full amount of such expenditure shall be apportioned between all the Owners of the Development in proportion to the number of Management Shares (as defined in the DMC) held by them.
2. Where any expenditure relates solely to or is solely for the benefit of the Residential Units (but does not relate solely to or is not solely for the benefit of any particular Residential Unit), the Residential Common Areas and/or the Residential Common Facilities, the full amount of such expenditure shall be apportioned between the Owners of the Residential Units in proportion to the number of Management Shares held by them.
3. Where any expenditure relates solely to or is solely for the benefit of a Unit, the full amount of such expenditure shall be borne by the Owner of such Unit.
4. The number of Management Shares allocated to a Residential Unit is the same as the number of Undivided Shares allocated to that Residential Unit.

E. BASIS ON WHICH THE MANAGEMENT FEE DEPOSIT IS FIXED

The management fee deposit payable in respect of each Residential Unit shall be equivalent to two (2) months’ Management Fee for that Residential Unit.

F. AREA IN THE DEVELOPMENT RETAINED BY THE OWNER FOR THE OWNER’S OWN USE

Not applicable.



A. 發展項目的公用部份

1. 「**公用地方**」是指發展項目公用地方、停車場公用地方及住宅公用地方。

2. 「**公用設施**」是指發展項目公用設施、停車場公用設施及住宅公用設施。

3. 「**停車場公用地方**」是指設定或擬供停車位（在公契中定義）（不構成單位（在公契中定義）、發展項目公用地方或住宅公用地方的一部份）業主（在公契中定義）的共同使用與享用，以及服務傷殘人士停車位（在公契中定義）及訪客停車位（在公契中定義），而並非特別轉讓或供個別停車位的業主獨家使用的該地段（在公契中定義）及發展項目（在公契中定義）內的部份（不包括在經建築事務監督批准的停車場佈局圖上標明及顯示的停車位）和《建築物管理條例》（第344章）附表一指定的所有其他公用部份（如有），包括但不限於入口區域、循環通道、走廊、行車道、電動車輛充電錶房、通風機房、樓梯及梯台。停車場公用地方在公契附夾的圖則上（經認可人士（在公契中定義）核實為準）以黃色顯示，僅供識別。

4. 「**停車場公用設施**」是指供停車位共同使用與享用以及服務傷殘人士停車位及訪客停車位，而非發展項目其他部份，且並不是供某特定停車位的獨家使用與享用的該等設施及裝備，包括但不限於電動車輛公用設施、機電裝置、消防設備及裝置、照明、機械通風系統、機器與設備、水管及排水系統、保安系統，但不包括發展項目公用設施及住宅公用設施。

5. 「**電動車輛公用設施**」是指安裝或擬安裝於停車場公用地方內供停車位（在公契中定義）、訪客停車位及傷殘人士停車位的共同使用與享用，以供停泊在停車位、訪客停車位及傷殘人士停車位內按《道路交通條例》（第374章）領牌的電動車輛或電動電車作充電之用途或相關用途的一切該等設施；該等設施不得獨家服務任何停車位、訪客停車位及傷殘人士停車位，或屬於任何停車位業主，其包括但不限於該等器具、電纜、管道、設備、線槽、電線及用作或有關該用途的其他電力或其他裝置。電動車輛公用設施的位置在已批核圖則（在公契中定義）上顯示，其複印本將存放於發展項目管理處以供業主於正常辦公時間內免費查閱。

6. 「**發展項目公用地方**」是指整個該地段及發展項目內並非特別轉讓或供予個別業主獨家使用，而設定或擬供業主共同使用與享用的所有地方（不構成單位、住宅公用地方或停車場公用地方的一部份），包括但不限於：地基、結構牆、承重牆、發展項目的柱、樑及樓板（包括防水膜）（不構成單位、住宅公用地方或停車場公用地方的一部份）、發展項目公用地方的圍封牆（但如該圍封牆與任何單位毗連，則不包括相關單位內該圍封牆的內面之灰泥及覆蓋物）、入口、灑水器水缸、消防水缸、消防及灑水器增壓泵房、消防控制室、供平台的食水及沖廁水泵房、發電機房、總電掣房、總水錶房、管理人辦公室、管道槽、供平台的食水泵房、升降機槽、垃圾及物料回收室連車輛通道、樓梯及梯台、輸送泵房、變壓器房、檢查水錶櫃、該地段內斜坡及擋土構築物的該等部份，以及《建築物管理條例》（第344章）第一附表指定的該地段及發展項目內設定或擬供業主共同使用與享用，並非特別轉讓給或供予個別業主獨家使用的所有其他公用地方（如有）（不構成單位、住宅公用地方或

停車場公用地方的一部份）。發展項目公用地方在公契附夾的圖則上（經認可人士核實為準）以橙色顯示，僅供識別。

7. 「**發展項目公用設施**」是指

(a) 服務發展項目公用地方的該等空調系統、電子發電機、火警警報系統、消防栓／消防喉輓系統、消防控制、水缸、燃料缸、雨水渠、總電掣、總儀錶、機械通風系統、管道、機器與設備、排水渠、污水渠、表面有蓋渠道、升降機、天線廣播分導設施、電訊廣播設備、電訊網絡設施、電線及電纜、機電裝置及供該地段及發展項目使用與享用，並非供個別單位使用或享用的現時或任何時候在該地段及發展項目之內、之下、之上或通過該地段及發展項目，將水、污水、煤氣、電力及任何其他服務輸送到該地段及發展項目或其中任何部份的服務設施（不論是否套上導管）；

(b) 發展項目內供該地段及發展項目使用與享用，並非供個別單位使用或享用的照明，包括外牆照明；

(c) 發展項目內供該地段及發展項目使用與享用，並非供個別單位使用或享用的自動灑水器系統、火警偵察及警報系統及消防栓及消防喉輓系統；

(d) 供該地段及發展項目使用與享用，並非供個別單位使用或享用的防盜警鐘、金屬鐵閘門、人手操作的閘門、升降式閘門及保安系統（如有）；

和供該地段及發展項目共同使用與享用，並非供個別單位獨家使用或享用的其他設施及系統。

為釋疑慮，「發展項目公用設施」一詞不包括構成住宅公用設施或停車場公用設施一部份的該等設施、設備及其他類似構築物。

8. 「**外牆**」是指發展項目的外牆或其中任何部份，包括幕牆（包括錨固、墊圈、玻璃面板、窗框、窗戶密封膠及幕牆的其他零件、在其中或其上的不可開合窗戶及錨固、墊圈、玻璃面板、窗框、窗戶密封膠及不可開合窗戶的其他零件，但不包括在安裝在其中的所有可開合窗戶及錨固、圍著可開合窗戶玻璃面板的框架、墊圈、玻璃面板、把手、鉸鏈、鎖、窗戶密封膠及可開合窗戶的其他零件）、非結構預製外牆、建築裝飾、百葉、護牆、非圍封範圍（在公契中定義）的底邊，以及公用地方的窗戶及窗框，但不包括對著單位一邊的混凝土牆的對內表面、非圍封範圍及平台的欄杆/圍欄/玻璃護牆或其替代，以及單位的窗戶（不論可否開合）（該等安裝於幕牆或其中的不可開合窗戶除外）、窗框及窗框周圍的密封膠。

9. 「**噪音緩解措施**」是指由環境保護署署長批核於發展項目內提供的所有或任何噪音緩解措施及其任何由環境保護署署長批核的其後修訂（如有），包括隔音簾及減音露台，其在公契附夾的圖則上顯示，僅供識別。

10. 「**康樂區域**」是指擬供住宅單位（在公契中定義）住客及其真正訪客用作康樂用途的區域，包括但不限於地庫（B2）層、地庫（B1）層、地

下及發展項目第5、6及7座的1樓康樂設施位於的該等範圍，該等康樂設施包括但不限於羽毛球場、運動室、女更衣室及洗手間、運動室、宴會廳、健身室、室內游泳池、室內游泳池池畔甲板、室內網球場、休息室、男更衣室及洗手間、室外游泳池、室外機器範圍、閱讀區、水療室及暢通易達性別友善廁所。

11. 「**康樂設施**」是指依照政府批地文件（在公契中定義）特別條款第(11)(a)條提供或安裝予住宅單位住客及其真正訪客而非任何其他人士共同使用與享用的康樂設施及其輔助設施。

12. 「**住宅公用地方**」是指在該地段及發展項目內設定或擬供住宅單位業主的共同使用與享用而非特別轉讓或供個別住宅單位業主獨家使用的部份（不構成單位、發展項目公用地方或停車場公用地方的一部份），包括但不限於：-

(a) 康樂區域；

(b) 綠化地方；

(c) 噪音緩解措施（構成住宅單位的一部份者除外）；

(d) 食水水缸、消防水缸、沖廁水水缸、暢通易達性別友善廁所、通行道路、風管、空調機平台、電纜槽、公用天線廣播分導櫃、走廊、有蓋園林、傷殘人士停車位、訪客停車位、行車道、電錶房、電子房、入口大堂、供康樂設施的濾水機房、消防及消防灑水器泵房、消防增壓泵房、消防管道槽、消防水錶櫃、消防水泵房、消防員升降機大堂、平台（不包括構成住宅單位的一部份者）、沖廁水泵房、發電機房、消防喉輓、升降機大堂、升降機機房、升降機井道、升降機槽、上落貨車位、總電掣房、行人路、管道槽、綠化天台、食水泵房、斜路、垃圾及物料回收房、工作人員房、樓梯增壓房、樓梯及梯台、分總電掣房、電訊及廣播房、輸送泵房、上層天台、行人道、水錶櫃；

(e) 發展項目之外牆包括非結構預製外牆，其位置在公契附夾的圖則上（經認可人士核實為準）以紫色顯示，僅供識別；

(f) 住宅公用地方的圍封牆（但如該圍封牆與任何單位毗連，則不包括相關單位內該圍封牆的內面之灰泥及覆蓋物）；

(g) 住宅單位的或其內的樑、柱、樓板、間隔、結構牆及其他結構元件及支撐物或任何之一；

以及《建築物管理條例》（第344章）第一附表指定的該地段及發展項目內設定或擬供住宅單位業主共同使用與享用，而非特別轉讓或供個別住宅單位業主獨家使用的所有其他公用部份。

住宅公用地方在公契附夾的圖則上（經認可人士核實為準）以綠色及紫色顯示，僅供識別。

13. 「**住宅公用設施**」是指為住宅單位業主的共同使用與享用而不是供個別



特定住宅單位獨家使用與享用的該等設施及輔助裝備，包括但不限於供住宅單位的使用與享用的康樂設施、空調或機械通風裝置、防盜警鐘、中央空調系統、排水渠、電子設備、滅火系統、氣體管、雨水渠、升降機、升降機及手動火警鐘、照明、金屬閘門、管道、保安系統、污水渠、水泵、水缸、電線及電纜，但不包括發展項目公用設施及停車場公用設施。

14. 「**斜坡及擋土構築物**」是指該地段以內或以外，根據政府批地文件或公契須由業主負責維修的所有斜坡、斜坡整理工程、護土牆及其他構築物。斜坡及擋土構築物在公契附夾的斜坡及護土牆圖則上（經認可人士核實為準確）以紅色顯示，僅供識別。

B. 分配予發展項目中的每個住宅物業的不分割份數的數目

座數	樓層	單位	每個住宅單位獲分配的不分割份數的數目
第1座	地下 - 1樓 (複式)	A@	2,515
		C@	2,176
	2樓	A	1,343
		B	1,329
		C	1,162
	3樓、5樓、6樓、 7樓、8樓、9樓、 10樓、11樓、 12樓、15樓、 16樓、17樓、 18樓、19樓、 20樓、21樓、 22樓、23樓、25樓	A	1,343
		B	1,344
		C	1,162
	26樓	A	2,567
		C	1,162
	27樓 - 29樓 (三層頂層單位)	A*	6,381
	27樓	B	1,340
		C	1,162
	28樓 - 29樓 (複式)	C#*	2,339

座數	樓層	單位	每個住宅單位獲分配的不分割份數的數目
第2座	地下 - 1樓 (複式)	C@	2,183
	2樓	A	1,303
		B	1,309
		C	1,156
	3樓、5樓、6樓、 7樓、8樓、9樓、 10樓、11樓、 12樓、15樓、 16樓、17樓、 18樓、19樓、 20樓、21樓、 22樓、23樓、 25樓、26樓	A	1,303
		B	1,324
		C	1,156
	27樓 - 28樓 (複式)	A	2,241
	27樓	B	1,328
		C	1,156
	28樓 - 29樓 (複式)	B#*	3,484
		C#*	2,315

座數	樓層	單位	每個住宅單位獲分配的不分割份數的數目
第3座	2樓	A	1,141
		B	1,166
		C	852
		D	873
	3樓、5樓、6樓、 7樓、8樓、9樓、 10樓、11樓、 12樓、15樓、 16樓、17樓、 18樓、19樓、 20樓、21樓、 22樓、23樓、25樓	A	1,141
		B	1,166
		C	867
		D	873
	26樓	A#	1,988
		C	867
		D	873
	27樓	A	2,027
		C	867
		D	873
	28樓 - 29樓 (複式)	A#*	3,305
	28樓	C	867
		D	873
	29樓	C#*	1,784

座數	樓層	單位	每個住宅單位獲分配的不分割份數的數目
第5座	2樓	A	1,300
		B	1,284
		C#	827
		D#	829
	3樓、5樓、6樓、7樓、8樓、9樓、10樓、11樓、12樓、15樓、16樓、17樓、18樓	A	1,300
		B	1,299
		C	827
		D	829
	19樓 - 20樓 (複式)	A#	2,234
	19樓	B	1,300
		C	827
		D	835
	20樓 - 21樓 (複式)	B#*	3,034
		C*	1,687
		D#*	1,624

座數	樓層	單位	每個住宅單位獲分配的不分割份數的數目
第6座	2樓	A	1,275
		B	1,282
		C#	767
		D#	777
	3樓、5樓、6樓、7樓、8樓、9樓、10樓、11樓、12樓、15樓、16樓、17樓、18樓	A	1,290
		B	1,282
		C	815
		D	824
	19樓 - 20樓 (複式)	A#	2,214
	19樓	B	1,267
		C	815
		D	824
	20樓 - 21樓 (複式)	B#*	2,951
	20樓	C	815
		D	824
	21樓	C*	1,676

座數	樓層	單位	每個住宅單位獲分配的不分割份數的數目
第7座	2樓	A	1,283
		B	1,315
		C	788
	3樓、5樓、6樓、7樓、8樓、9樓、10樓、11樓、12樓、15樓、16樓、17樓、18樓	A	1,298
		B	1,315
		C	788
	19樓 - 20樓 (複式)	A	2,193
	19樓	B	1,326
		C	788
	20樓 - 21樓 (複式)	B#*	3,263
		C*	1,652

- 註:
- 1. 發展項目內住宅大樓不設4樓、13樓、14樓及24樓。
 - 2. # 此住宅單位包括平台。
 - 3. * 此住宅單位包括天台及梯屋。
 - 4. @ 此住宅單位包括花園。



C. 有關發展項目的管理人的委任年期

在不抵觸《建築物管理條例》（第344章）的情況下，該地段和發展項目之管理將由管理公司（在公契中定義）負責，管理之首屆任期為由公契之日期起計兩年。在成立法團（在公契中定義）之前，業主委員會（在公契中定義）可向管理公司給予不少於三（3）個曆月的書面通知終止對其的委任，並無需給予補償，該決議需由多數業主無論親身或由其代表於根據公契召開的業主大會投票通過，並得到其擁有的不分割份數不低於不分割份數總量50%（不包括分配給公用地方和公用設施的不分割份數）的業主持。

D. 管理開支按甚麼基準在發展項目中的住宅物業的擁有人之間分擔

1. 如果任何開支涉及/或有利於該地段及發展項目（但並非僅涉及/或僅有利於任何單位、住宅公用地方、停車場公用地方、住宅公用設施或停車場公用設施）、發展項目公用地方及/或發展項目公用設施，則該等開支的全部款項需由發展項目的全體業主按他們持有的管理份數（在公契中定義）的比例進行分攤。
2. 如果任何開支僅涉及/或僅有利於住宅單位（但並非僅涉及/或僅有利於個別特定住宅單位）、住宅公用地方及/或住宅公用設施，則該等開支的全部款項需由住宅單位的業主按他們持有的管理份數的比例進行分攤。
3. 如果任何開支僅涉及/或僅有利於某個單位，則該等開支的全部款項需由該單位業主承擔。
4. 分配予每個住宅單位的管理份數數目與分配予該住宅單位的不分割份數數目相同。

E. 計算管理費按金的基準

每個住宅單位需支付的管理費按金相等於該住宅單位兩（2）個月的管理費。

F. 擁有人在發展項目中保留作自用的範圍

不適用。



1. The Lot number of the land on which the Development is situated:
Kowloon Inland Lot No.11257 (“**the Lot**”)

2. The term of years under Conditions of Sale No.20268 (“**the Land Grant**”):
50 years commencing from 30 March 2016

3. The user restrictions applicable to that land:
Special Condition No.(4) of the Land Grant provides that:

The Lot or any part thereof or any building or part of any building erected or to be erected thereon shall not be used for any purpose other than for private residential purposes.

Special Condition No.(39) of the Land Grant provides that:

No grave or columbarium shall be erected or made on the Lot, nor shall any human remains or animal remains whether in earthenware jars, cinerary urns or otherwise be interred therein or deposited thereon.

4. Special Condition No.(2) of the Land Grant provides that:

(a) The Purchaser acknowledges that as at the date of the Land Grant, certain boundary walls and structures erected on the piece or parcel of land registered in the Land Registry as Kowloon Inland Lot No.10640 (“**the Adjoining Lot**”) encroach onto the Lot (collectively “**the Encroaching Structures**”) and that the Lot is granted subject to the existence of the Encroachment. Without prejudice to the generality of the provisions of General Condition No.5 of the Land Grant, the Purchaser shall be deemed to have satisfied himself as to and have accepted the state and condition of the Lot as existing on the date of the Land Grant subject to the existence of the Encroaching Structures, and no objection or claim whatsoever shall be made or raised by the Purchaser in respect of or on account of the same.

(b) The Government gives no warranty, expressed or implied, as to the physical state, condition and safety of the Encroaching Structures or any part thereof, or as to whether the Encroaching Structures was erected or installed or has remained in existence in compliance with the provisions of the Buildings Ordinance, any regulations made thereunder and any amending legislation, or as to whether the Encroaching Structures will be demolished, removed or rectified. The Government shall be under no responsibility, obligation or liability whatsoever to the Purchaser or any other persons in respect of the Encroaching Structures or the existence, maintenance, repair, removal or demolition of the Encroaching Structures or any loss, damage, nuisance or disturbance caused to or suffered by the Purchaser or any other persons by reason of or arising out of or incidental to the Encroaching Structures or the existence, maintenance, repair, removal or demolition of the Encroaching Structures or the carrying out of any works by the Purchaser or any other persons in relation thereto or the taking of steps or legal proceedings or actions against the registered owners or occupiers of the Adjoining Lot or any other persons in respect thereof.

(c) The Purchaser shall at all times indemnify and keep indemnified the Government from and against all liabilities, losses, damages, claims, costs, expenses, charges, demands, actions and proceedings whatsoever arising whether directly or indirectly out of or in connection with the Encroaching Structures or the existence, maintenance, repair, demolition or removal of the Encroaching Structures.

(d) For the avoidance of doubt, the existence of the Encroaching Structures and the fact that the Lot is granted subject to the existence of the same shall not in any way relieve the Purchaser of or release, discharge, lessen or vary the Purchaser’s obligations under the Land Grant or affect or prejudice in any way the rights and remedies of the Government under the Land Grant in respect of any breach, non-compliance, non-observance or non-performance by the Purchaser of his obligations under the Land Grant.

5. Special Condition No.(3) of the Land Grant provides that:

The Purchaser shall develop the Lot by the erection thereon of a building or buildings complying in all respects with the Conditions of the Land Grant and all Ordinances, bye-laws and regulations relating to building, sanitation and planning which are or may at any time be in force in Hong Kong, such building or buildings to be completed and made fit for occupation on or before the 31st day of December 2021.

6. Special Condition No.(6) of the Land Grant provides that:

(a) Except with the prior written consent of the Director of Lands (“**the Director**”), no building or structure, projection or support for any building or structure shall be erected, constructed or placed on, over or above the ground level or levels of those portions of the Lot shown coloured pink hatched black and pink hatched black stippled black on the plan annexed to the Land Grant (collectively “**the Non-building Areas**”) except the following:

(i) boundary walls or fences or both as may be approved by the Director of Planning and in all respects to the satisfaction of the Director of Planning to achieve physical porosity of not less than 50% along the horizontal plane per linear metre from one metre above the general formation level of the adjacent pedestrian street or path;

(ii) landscaping features and associated facilities; and

(iii) minor structure for footbridge connection or covered walkway as may be approved by the Director of Planning.

(b) For the purposes of Special Condition No.(6) of the Land Grant, the decision of the Director of Planning as to what constitutes the ground level or levels of the Non-building Areas, what constitutes the general formation level of the adjacent pedestrian street or path referred to in Special Condition No.(6)(a)(i) of the Land Grant and what constitutes the landscaping features and associated facilities referred to in Special Condition No.(6)(a)(ii) of the Land Grant shall be final and binding on the Purchaser.

7. Special Condition No.(7) of the Land Grant provides that:

Notwithstanding the user restriction stipulated in Special Condition No.(4) of the Land Grant and subject to Special Condition No.(6) of the Land Grant, no air sensitive uses including but not limited to domestic use and outdoor recreation facilities such as exercise area, gardens with seats, playground, swimming pool and ball courts shall be erected, constructed or provided on or over those portions of the Lot shown coloured pink stippled black and pink hatched black stippled black on the plan annexed to the Land Grant. For the purposes of Special Condition No.(7) of the Land Grant, the decision of the Director of Environmental Protection as to what constitutes air sensitive uses

shall be final and binding upon the Purchaser.

8. Special Condition No.(8)(b) of the Land Grant provides that:

The Purchaser shall at his own expense and within such time limits as shall be stipulated by the Director carry out and implement the Approved Noise Mitigation Measures (as defined in the Land Grant) in all respects to the satisfaction of the Director.

9. Special Condition No.(9) of the Land Grant provides that:

In the event that the Approved Noise Mitigation Measures comprise the erection or construction of noise barrier or noise barriers on the Lot with projection extending beyond the boundary of the Lot and over and above any portion of the adjoining Government land (“**the Noise Barrier**”), the following conditions shall apply:

(a) the Purchaser shall at his own expense design, erect and construct the Noise Barrier in accordance with the plans approved by the Building Authority and in all respects in compliance with the Buildings Ordinance, any regulations made thereunder and any amending legislation;

(b) no foundation or support for the Noise Barrier may be erected on, upon or underneath any Government land adjoining the Lot;

(c) no alteration, addition, replacement or attachment whatsoever shall be made or affixed to or upon the Noise Barrier or any part or parts thereof except with the prior written approval of the Director;

(d) the Purchaser shall at all times and at his own expense uphold, maintain and repair the Noise Barrier or (where approved by the Director) any replacement thereof in good and substantial repair and condition in all respects to the satisfaction of the Director and if temporary traffic closure or diversion shall be required for carrying out any works under Special Condition No.(9)(d) of the Land Grant, written agreement of the Commissioner of Transport on the temporary traffic arrangement shall have been obtained before commencement of any works;

(e) the Noise Barrier shall not be used for any purpose other than for noise barrier and the Purchaser shall not use or suffer or allow to be used the Noise Barrier or any part or parts thereof for advertising or for the display of any signs, notices or posters whatsoever except with the prior written consent of the Director;

(f) subject to the prior written approval of the Director, the Purchaser, his contractors, workmen or any other persons authorized by the Purchaser shall be permitted to enter into the Government land adjoining the Lot with or without tools, equipment, plant, machinery or motor vehicles for the purposes of carrying out any erection, construction, inspection, repair, maintenance, cleaning, renewing and replacement of the part or parts of the Noise Barrier projecting over the Government land in accordance with Special Condition No.(9) of the Land Grant;

(h) the Purchaser shall at all times take such precautions as may be necessary to prevent any damage or injury being caused to any Government land adjoining the Lot and the Noise Barrier or to any persons or vehicles

entering or using any Government land adjoining the Lot and the Noise Barrier as a result of the erection, construction, repair, maintenance, alteration, use, demolition or removal of the Noise Barrier;

- (i) the Director shall, at any time and at his absolute discretion, have the right to serve upon the Purchaser a written notice requiring the Purchaser to demolish and remove the part or parts of the Noise Barrier that project over the Government land without any replacement within six calendar months from the date of the written notice and upon receipt of such written notice, the Purchaser shall at his own expense demolish and remove the aforesaid part or parts of the Noise Barrier within such period as stipulated in such written notice and in all respects to the satisfaction of the Director;
- (j) in the event of the non-fulfilment of any of the Purchaser's obligations under Special Condition No.(9) of the Land Grant, the Director may carry out the necessary works and the Purchaser shall pay to the Director on demand the cost of such works;
- (k) the Purchaser shall at all times permit the Director, his officers, contractors, agents and workmen and any persons authorized by the Director with or without tools, equipment, plant, machinery or motor vehicles, the right of free and unrestricted ingress, egress and regress to, from and through the Lot or any part thereof and any building or buildings erected or to be erected thereon for the purpose of inspecting, checking, and supervising any works to be carried out in accordance with Special Condition Nos. (9)(a), (9)(d) and (9)(i) of the Land Grant and carrying out any works in accordance with Special Condition No.(9)(j) of the Land Grant or any other works which the Director may consider necessary;
- (m) the Purchaser shall at all times indemnify and keep indemnified the Government, the Director and his officers, contractors, agents and workmen and any persons authorized by the Director under Special Condition No.(9)(k) of the Land Grant from and against all liabilities, losses, damages, claims, costs, expenses, charges, demands, actions and proceedings whatsoever arising whether directly or indirectly out of or in connection with the erection, construction, presence, repair, maintenance, alteration, use, demolition or removal of the Noise Barrier or in connection with the works under Special Condition No.(9)(j) of the Land Grant.

10. Special Condition No.(11)(a) of the Land Grant provides that:

The Purchaser may erect, construct and provide within the Lot such recreational facilities and facilities ancillary thereto (“**the Facilities**”) as may be approved in writing by the Director. The type, size, design, height and disposition of the Facilities shall also be subject to the prior written approval of the Director.

Special Condition No.(11)(c) of the Land Grant provides that:

In the event that any part of the Facilities is exempted from the gross floor area calculations pursuant to Special Condition No.(11)(b) of the Land Grant (“**the Exempted Facilities**”):

- (i) the Exempted Facilities shall be designated as and form part of the Common Areas referred to in Special Condition No.(18)(a)(v) of the Land Grant;

- (ii) the Purchaser shall at his own expense maintain the Exempted Facilities in good and substantial repair and condition and shall operate the Exempted Facilities to the satisfaction of the Director; and

- (iii) the Exempted Facilities shall only be used by the residents of the residential block or blocks erected or to be erected on the Lot and their bona fide visitors and by no other person or persons.

11. Special Condition No.(12) of the Land Grant provides that:

No tree growing on the Lot or adjacent thereto shall be removed or interfered with without the prior written consent of the Director who may, in granting consent, impose such conditions as to transplanting, compensatory landscaping or replanting as he may deem appropriate.

12. Special Condition No.(13)(b) of the Land Grant provides that:

- (i) Not less than 20% of the area of the Lot shall be planted with trees, shrubs or other plants.
- (ii) Not less than 50% of the 20% referred to in Special Condition No.(13)(b) (i) of the Land Grant (“**the Greenery Area**”) shall be provided at such location or level as may be determined by the Director at his sole discretion so that the Greenery Area shall be visible to pedestrians or accessible by any person or persons entering the Lot.
- (iii) The decision of the Director on which landscaping works proposed by the Purchaser constitutes the 20% referred to in Special Condition No.(13)(b) (i) of the Land Grant shall be final and binding on the Purchaser.
- (iv) The Director at his sole discretion may accept other non-planting features proposed by the Purchaser as an alternative to planting trees, shrubs or other plants.

Special Condition No.(13)(c) of the Land Grant provides that:

The Purchaser shall at his own expense landscape the Lot in accordance with the approved landscape plan in all respects to the satisfaction of the Director, and no amendment, variation, alteration, modification or substitution of the approved landscape plan shall be made without the prior written consent of the Director.

Special Condition No.(13)(d) of the Land Grant provides that:

The Purchaser shall thereafter at his own expense maintain and keep the landscaped works in a safe, clean, neat, tidy and healthy condition all to the satisfaction of the Director.

Special Condition No.(13)(e) of the Land Grant provides that:

The area or areas landscaped in accordance with Special Condition No.(13) of the Land Grant shall be designated as and form part of the Common Areas referred to in Special Condition No.(18)(a)(v) of the Land Grant.

13. Special Condition No.(21)(a)(i) of the Land Grant provides that:

Spaces shall be provided within the Lot to the satisfaction of the Director for the parking of motor vehicles licensed under the Road Traffic Ordinance, any regulations made thereunder and any amending legislation, and belonging to the residents of the building or buildings erected or to be erected on the Lot and their bona fide guests, visitors or invitees (“**the Residential Parking Spaces**”) at a rate to be calculated by reference to the respective type(s) and size(s) of the residential units or houses erected or to be erected on the Lot as set out in Special Condition No.(21)(a)(i) of the Land Grant.

Special Condition No.(21)(a)(iii) of the Land Grant provides that:

Additional spaces shall be provided within the Lot to the satisfaction of the Director for the parking of motor vehicles licensed under the Road Traffic Ordinance, any regulations made thereunder and any amending legislation, and belonging to the bona fide guests, visitors or invitees of the residents of the building or buildings erected or to be erected on the Lot at rates prescribed therein or at such other rates as may be approved by the Director.

Special Condition No.(21)(a)(iv) of the Land Grant provides that:

The spaces provided under Special Condition Nos.(21)(a)(i) (as may be varied under Special Condition No.(23) of the Land Grant) and (21)(a)(iii) of the Land Grant shall not be used for any purpose other than those respectively stipulated therein and in particular the said spaces shall not be used for the storage, display or exhibiting of motor vehicles for sale or otherwise or for the provision of car cleaning and beauty services.

Special Condition No.(21)(b)(i) of the Land Grant provides that:

Out of the spaces provided under Special Condition Nos.(21)(a)(i) (as may be varied under Special Condition No.(23) of the Land Grant) and (21)(a)(iii) of the Land Grant, the Purchaser shall reserve and designate such number of spaces for the parking of motor vehicles by disabled persons as defined in the Road Traffic Ordinance, any regulations made thereunder and any amending legislation (“**the Parking Spaces for the Disabled Persons**”) as the Building Authority may require or approve provided that a minimum of one space shall be so reserved and designated out of the spaces provided under Special Condition No.(21)(a)(iii) of the Land Grant and that the Purchaser shall not reserve or designate all of the spaces provided under Special Condition No.(21)(a)(iii) of the Land Grant to become the Parking Spaces for the Disabled Persons.

Special Condition No.(21)(b)(ii) of the Land Grant provides that:

The Parking Spaces for the Disabled Persons shall not be used for any purpose other than for the parking of motor vehicles by disabled persons as defined in the Road Traffic Ordinance, any regulations made thereunder and any amending legislation, and belonging to the residents of the building or buildings erected or to be erected on the Lot and their bona fide guests, visitors or invitees and in particular the said spaces shall not be used for the storage, display or exhibiting of motor vehicles for sale or otherwise or for the provision of car cleaning and beauty services.



Special Condition No.(21)(c)(i) of the Land Grant provides that:

Spaces shall be provided within the Lot to the satisfaction of the Director for the parking of motor cycles licensed under the Road Traffic Ordinance, any regulations made thereunder and any amending legislation, and belonging to the residents of the building or buildings erected or to be erected on the Lot and their bona fide guests, visitors or invitees (“**the Motor Cycle Parking Spaces**”), at the prescribed rate or at such other rates as may be approved by the Director.

Special Condition No.(21)(c)(ii) of the Land Grant provides that:

The Motor Cycle Parking Spaces (as may be varied under Special Condition No.(23) of the Land Grant) shall not be used for any purpose other than for the purpose set out in Special Condition No.(21)(c)(i) of the Land Grant and in particular the said spaces shall not be used for the storage, display or exhibiting of motor vehicles for sale or otherwise or for the provision of car cleaning and beauty services.

14. Special Condition No.(22) of the Land Grant provides that:

- (a) Spaces shall be provided within the Lot to the satisfaction of the Director for the loading and unloading of goods vehicles at the prescribed rate or at such other rates as may be approved by the Director subject to a minimum of one loading and unloading space for each block of residential units erected or to be erected on the Lot, such loading and unloading space to be located adjacent to or within each block of residential units.
- (b) Each of the loading and unloading spaces shall be of prescribed measurements and such spaces shall not be used for any purpose other than for the loading and unloading of goods vehicles in connection with the building or buildings erected or to be erected on the Lot.

15. Special Condition No.(25)(a) of the Land Grant provides that:

Notwithstanding that the Conditions of the Land Grant shall have been observed and complied with to the satisfaction of the Director, the Residential Parking Spaces and the Motor Cycle Parking Spaces shall not be:

- (i) assigned except
 - (I) together with undivided shares in the Lot giving the right of exclusive use and possession of a residential unit or units in the building or buildings erected or to be erected on the Lot; or
 - (II) to a person who is already the owner of undivided shares in the Lot with the right of exclusive use and possession of a residential unit or units in the building or buildings erected or to be erected on the Lot; or
- (ii) underlet except to residents of the residential units in the building or buildings erected or to be erected on the Lot.

Provided that in any event not more than three in number of the total of the Residential Parking Spaces and the Motor Cycle Parking Spaces shall be assigned to the owner or underlet to the resident of any one residential unit in the building or buildings erected or to be erected on the Lot.

16. Special Condition No.(27) of the Land Grant provides that:

The parking, loading and unloading spaces indicated on the car park layout plan approved by and deposited with the Director shall not be used for any purpose other than for the purposes set out respectively in Special Condition Nos.(21) and (22) of the Land Grant. The Purchaser shall maintain the parking, loading and unloading spaces and other areas, including but not restricted to the lifts, landings and manoeuvring and circulation areas, in accordance with the said approved plan and shall not alter the layout except with the prior written consent of the Director. Except for the parking spaces indicated on the said approved plan, no part of the Lot or any building or structure thereon shall be used for parking purposes.

17. Special Condition No.(29) of the Land Grant provides that:

The Purchaser shall not cut away, remove or set back any Government land adjacent to or adjoining the Lot or carry out any building-up, filling-in or any slope treatment works of any kind whatsoever on any Government land except with the prior written consent of the Director who may, at his sole discretion, give his consent subject to such terms and conditions as he sees fit, including the grant of additional Government land as an extension to the Lot at such premium as he may determine.

18. Special Condition No.(30)(a) of the Land Grant provides that:

Where there is or has been any cutting away, removal or setting back of any land, or any building-up or filling-in or any slope treatment works of any kind whatsoever, whether with or without the prior written consent of the Director, either within the Lot or on any Government land, which is or was done for the purpose of or in connection with the formation, levelling or development of the Lot or any part thereof or any other works required to be done by the Purchaser under the Conditions of the Land Grant, or for any other purpose, the Purchaser shall at his own expense carry out and construct such slope treatment works, retaining walls or other support, protection, drainage or ancillary or other works as shall or may then or at any time thereafter be necessary to protect and support such land within the Lot and also any adjacent or adjoining Government or leased land and to obviate and prevent any falling away, landslip or subsidence occurring thereafter. The Purchaser shall at all times during the term agreed to be granted by the Land Grant maintain at his own expense the said land, slope treatment works, retaining walls or other support, protection, drainage or ancillary or other works in good and substantial repair and condition to the satisfaction of the Director.

Special Condition No.(30)(c) of the Land Grant provides that:

In the event that as a result of or arising out of any formation, levelling, development or other works done by the Purchaser or owing to any other reason, any falling away, landslip or subsidence occurs at any time, whether in or from any land, within the Lot or from any adjacent or adjoining Government or leased land, the Purchaser shall at his own expense reinstate and make good the same to the satisfaction of the Director and shall indemnify the Government, its agents and contractors from and against all costs, charges, damages, demands and claims whatsoever which shall or may be made, suffered or incurred through or by reason of such falling away, landslip or subsidence.

Special Condition No.(30)(d) of the Land Grant provides that:

In addition to any other rights or remedies in the Land Grant provided for breach of any of the Conditions, the Director shall be entitled by notice in writing to call upon the Purchaser to carry out, construct and maintain the said land, slope treatment works, retaining walls, or other support, protection, and drainage or ancillary or other works or to reinstate and make good any falling away, landslip or subsidence, and if the Purchaser shall neglect or fail to comply with the notice to the satisfaction to the Director within the period specified therein, the Director may forthwith execute and carry out any necessary works and the Purchaser shall on demand repay to the Government the cost thereof, together with any administrative and professional fees and charges.

19. Special Condition No.(32) of the Land Grant provides that:

Where prestressed ground anchors have been installed, upon development or redevelopment of the Lot or any part thereof, the Purchaser shall at his own expense carry out regular maintenance and regular monitoring of the prestressed ground anchors throughout their service life to the satisfaction of the Director and shall supply to the Director such reports and information on all such monitoring works as the Director may from time to time in his absolute discretion require. If the Purchaser shall neglect or fail to carry out the required monitoring works, the Director may forthwith execute and carry out the monitoring works and the Purchaser shall on demand repay to the Government the cost thereof.

20. Special Condition No.(34) of the Land Grant provides that:

The Purchaser shall take or cause to be taken all proper and adequate care, skill and precautions at all times, and particularly when carrying out construction, maintenance, renewal or repair work (“**the Works**”), to avoid causing any damage, disturbance or obstruction to any Government or other existing drain, waterway or watercourse, water main, road, footpath, street furniture, sewer, nullah, pipe, cable, wire, utility service or any other works or installations being or running upon, over, under or adjacent to the Lot or any part thereof (collectively “**the Services**”). The Purchaser shall prior to carrying out any of the Works make or cause to be made such proper search and enquiry as may be necessary to ascertain the present position and levels of the Services, and shall submit his proposals for dealing with any of the Services which may be affected by the Works in writing to the Director for his approval in all respects, and shall not carry out any work whatsoever until the Director shall have given his written approval to the Works and to such aforesaid proposals. The Purchaser shall comply with and at his own expense meet any requirements which may be imposed by the Director in respect of the Services in granting the aforesaid approval, including the cost of any necessary diversion, relaying or reinstatement. The Purchaser shall at his own expense in all respects repair, make good and reinstate to the satisfaction of the Director any damage, disturbance or obstruction caused to the Lot or any of the Services in any manner arising out of the Works (except for nullah, sewer, storm-water drain or water main, the making good of which shall be carried out by the Director, unless the Director elects otherwise, and the Purchaser shall pay to the Government on demand the cost of such works). If the Purchaser fails to carry out any such necessary diversion, relaying, repairing, making good and reinstatement of the Lot or any part thereof or of any of the Services to the satisfaction of the Director, the Director may carry out any such diversion, relaying, repairing, making good or reinstatement as he considers necessary.

and the Purchaser shall pay to the Government on demand the cost of such works.

21. Special Condition No.(36)(b) of the Land Grant provides that:

The Purchaser shall at his own expense and within such time limit as shall be stipulated by the Director of Environmental Protection carry out and implement the recommendations in the sewerage impact assessment (“SIA” as defined in Special Condition No.(36)(a) of the Land Grant) as approved by the Director of Environmental Protection in all respects to the satisfaction of the Director of Environmental Protection.

Notes:
The expression “Purchaser” as mentioned in this section means the Purchaser under the Land Grant and where the context so admits or requires includes his executors, administrators and assigns and in case of a corporation its successors and assigns.

1. 發展項目所在土地的地段編號：

九龍內地段第11257號（下稱「**該地段**」）

2. 賣地條件第20268號（下稱「**批地文件**」）規定的年期：

由2016年3月30日起計50年

3. 適用於該土地的用途限制：

批地文件特別條款第(4)條規定：

該地段或其任何部份或任何在該地段上已興建或將興建的建築物或其任何部份不得用作私人住宅用途以外的任何其他用途。

批地文件特別條款第(39)條規定：

不准在該地段興建或製作墳墓或骨灰龕，亦不准在其內或其上用泥壇、骨灰盒或其他形式埋葬或存放人類遺骸或動物遺骸。

4. 批地文件特別條款第(2)條規定：

(a) 買方確認截至批地文件的日期，搭建於在土地註冊處登記為九龍內地段第10640號的土地（下稱「**毗鄰地段**」）的某些圍牆及構築物侵佔了該地段（以下統稱「**侵佔構築物**」），並確認該地段是在侵佔構築物存在下批出的。茲毋損批地文件一般條款第5條之條文的一般性，買方將被當作已滿意及接納在侵佔構築物存在下批出的該地段在批地文件的日期之情況及狀況，買方亦不得就或因上述情況及狀況作出或提出任何反對或申索。

(b) 政府對侵佔構築物或在其中的任何部份之實際情況、狀況及安全，或對侵佔構築物之搭建或安裝或持續存在是否符合《建築物條例》、任何根據《建築物條例》訂立的規例及任何修訂法例的條文，或對侵佔構築物會否將被清拆、清除或更正，並不作出不論明示或隱含的保證。政府對買方或任何其他人士就侵佔構築物或侵佔構築物的存在、保養、維修、清除或清拆，或買方或任何其他人士招致或蒙受由侵佔構築物或侵佔構築物的存在、保養、維修、清除或清拆或買方或任何其他人士就上述事宜進行工程而引致或附帶的任何損失、損害、滋擾或妨擾，或對毗鄰地段的註冊業主或佔用人或任何其他有關人士採取的步驟或法律程序或訴訟，無須負上任何責任、義務或法律責任。

(c) 買方須時刻就因或有關侵佔構築物或侵佔構築物的存在、保養、維修、清拆或清除，而直接或間接產生的所有法律責任、損失、損害、索償、費用、開支、收費、要求、訴訟及法律程序，向政府作出彌償及保持彌償。

(d) 為免存疑，侵佔構築物的存在及該地段是根據該侵佔構築物的存在而批出之事實，並不會以任何形式免除買方或解除、撤銷、減輕或更改買方於批地文件的義務，亦不會以任何形式影響或損害政府根據批地文件而擁有就買方違反、不遵從、不遵守或不履行其批地文件的義務之權利及濟助。

5. 批地文件特別條款第(3)條規定：

買方須在該地段上興建一項或多項建築物以發展該地段，並須在所有方面符合批地文件的條款和香港不時有效及有關建築、衛生及規劃的一切條例、附例及規例，該建築物或該等建築物須於2021年12月31日或之前完成和可供佔用。

6. 批地文件特別條款第(6)條規定：

(a) 除非事前獲地政總署署長（下稱「**署長**」）書面同意，不得在批地文件夾附的圖則上以粉紅色間黑斜線及粉紅色間黑斜線綴黑點所示的該地段之部份（以下統稱「**非建築用地**」）、在其上或在其地面水平以上搭建、興建或放置建築物或構築物，或任何建築物或構築物的伸出物或支撐物，但下述者除外：

(i) 為了達致從相鄰街道或路徑的一般平整水平的一米以上，沿橫向平面每直線米不少於50%孔隙率，由規劃署署長批准的邊界牆或圍欄或兩者，並使規劃署署長全面滿意；

(ii) 園景設施及相關設施；及

(iii) 由規劃署署長批准的連接行人天橋或有蓋行人道的小型結構。

(b) 就批地文件特別條款第(6)條而言，規劃署署長對何謂「非建築用地」地面水平、何謂批地文件特別條款第(6)(a)(i)條所述之相鄰街道或路徑的一般平整水平以及何謂「批地文件」特別條款第(6)(a)(ii)條所述之園景設施及相關設施的決定，均為最終決定並對買方具約束力。

7. 批地文件特別條款第(7)條規定：

儘管批地文件特別條款第(4)條所規定的用途限制及受限於批地文件特別條款第(6)條，不得在「批地文件」夾附的圖則上以粉紅色綴黑點及粉紅色間黑斜線綴黑點所示的該地段部份在其上搭建、興建或提供易受空氣污染影響的用途的設施，其中包括但不限於住宅用途及戶外康樂設施例如操場、設置座椅的花園、遊樂場、游泳池及球場。就批地文件特別條款第(7)條而言，規劃署署長對何謂易受空氣污染影響的用途的決定為最終決定並對買方具約束力。

8. 批地文件特別條款第(8)(b)條規定：

買方須自費在署長訂明的時限內進行及實施經批准的噪音緩解措施（在「批地文件」中定義），以使署長在所有方面滿意。

9. 批地文件特別條款第(9)條規定：

如經批准的噪音緩解措施包含在該地段搭建或興建連同延伸至該地段界線外及毗鄰的政府土地之任何部份之上及以上的伸出物的隔音屏障（下稱「**隔音屏障**」），則以下條件適用：

(a) 買方須根據建築事務監督批准的圖則，並全面遵從《建築物條例》、根據該條例訂立的規例及任何修改法例，自費設計、搭建及興建隔音屏障；

(b) 不得在毗鄰該地段的任何政府土地或在其之上或之下搭建隔音屏障的地基或支架；

(c) 除非得到署長的事先書面同意，不得在隔音屏障或其任何部份或其上進行或加附任何更改、增補、更換或附加；

(d) 買方須時刻及自費維持、保養及維修隔音屏障或（在署長批准下）進行任何更換，令其維持在良好和修繕妥當的狀況以使署長全面滿意。另外，如因進行依據批地文件特別條款第(9)(d)條的工程而需要進行臨時交通封路或改道，在開展任何工程之前須取得運輸署署長有關該等臨時交通安排的書面同意；

(e) 除非得到署長的事先書面同意，隔音屏障不得用作隔音以外的用途，買方亦不得使用或容忍或容許隔音屏障或其任何部份作廣告宣傳或展示任何標誌、告示或海報；

(f) 在得到署長的事先書面批准下，買方、買方的承建商、工人或任何其他獲買方授權的人士將獲准許進入毗鄰該地段的政府土地（不論是否攜帶工具、設備、機器、機械或駕車與否），以根據批地文件特別條款第(9)條，對伸出在政府土地上的隔音屏障的部份進行任何搭建、興建、檢查、維修、保養、清潔、更新及更換工程；

(h) 買方須時刻採取必要的預防措施，避免因搭建、興建、維修、保養、更改、使用、拆除或移除隔音屏障，而對任何毗鄰該地段的政府土地及隔音屏障，或進入或使用任何毗鄰該地段的政府土地及隔音屏障的任何人士或車輛，造成任何損害或傷害；

(i) 署長有權時刻及以其絕對酌情權向買方送達書面通知，要求買方於該書面通知的日期起六個月內，在沒有任何更換下拆除及移除伸出在政府土地上的隔音屏障的部份；另外買方須在收到該書面通知後，於上述書面通知列明的時限內自費拆除及移除上述的隔音屏障的部份，以使署長全面滿意；

(j) 署長可在買方未有履行批地文件特別條款第(9)條的任何義務的情況下，進行必要的工程，買方並須在署長要求下支付有關工程的費用；

(k) 買方須時刻准許署長、署長的官員、承建商、代理人及工人及任何獲署長授權的人員，自由及不受限制地進出及再進出及行經及通過該地段或其任何部份及在其上搭建或擬搭建的任何建築物（不論是否攜帶工具、設備、機器、機械或駕車與否），以檢查、檢視及監督任何根據批地文件特別條款第(9)(a)、(9)(d)及(9)(i)條進行的工程，及進行任何根據批地文件特別條款第(9)(j)條所述的工程或任何其他署長認為必要的工程；

(m) 買方須時刻就因或有關隔音屏障的搭建、興建、存在、維修、保養、更改、使用、清拆或清除或有關根據批地文件特別條款第(9)(j)條進行的工程，而直接或間接產生的所有法律責任、損失、損害、索償、費用、開支、收費、要求、訴訟及法律程序，向政府、署長及其官員、承建商、代理人及工人及任何獲署長根據批地文件特別條款第(9)(k)條授權的人員作出彌償及保持彌償。



10. 批地文件特別條款第(11)(a)條規定：

買方可在該地段興建、建造及提供經署長書面批准的康樂設施及附屬設施（下稱「**設施**」）。設施的類型、大小、設計、高度和規劃須事前獲得署長書面批准。

批地文件特別條款第(11)(c)條規定：

如設施的任何部份根據批地文件特別條款第(11)(b)條獲豁免計入總樓面面積（下稱「**獲豁免設施**」）：

- (i) 獲豁免設施須被劃為並構成批地文件特別條款第(18)(a)(v)條所指的公用地方；
- (ii) 買方須自費以良好及充足維修的狀態保養獲豁免設施，並須營運獲豁免設施，以使署長滿意；及
- (iii) 獲豁免設施只可供現已或將會於該地段上興建之住宅大樓的居民及其真正訪客而非其他人士使用。

11. 批地文件特別條款第(12)條規定：

如非事先獲署長書面同意，概不可移除或干預任何現於該地段或毗連土地生長的樹木，而署長可於給予同意時施加其視為恰當的移植、補償園景工程或再植條件。

12. 批地文件特別條款第(13)(b)條規定：

- (i) 該地段不少於20% 的面積須種植樹木、灌木或其他植物；
- (ii) 批地文件特別條款第(13)(b)(i)所述的20% 其中不少於50% 的部份（下稱「**綠化範圍**」）須按照由署長自行酌情決定的位置或水平提供，以便該綠化範圍能被行人看見或讓進入該地段的人們可以進入；
- (iii) 署長就何等有關買方所提議之園景美化工程構成特別條款第(13)(b)(i)所述的20% 的決定，是最終並對買方有約束力；及
- (iv) 署長可以自行酌情接受買方以其他非植物替代種植樹木、灌木或其他植物的提議。

批地文件特別條款第(13)(c)條規定：

買方須按照經批核的園景設計圖自費在該地段進行園景美化工程以全面令署長滿意，及在沒有署長事前的書面同意的情況下，不得修訂、變更、改動，修改或替換經批核的園景設計圖。

批地文件特別條款第(13)(d)條規定：

買方此後須自費維護並保持園景美化工程處於一個安全、清潔、整齊、整潔及健康的狀況以全面令署長滿意。

批地文件特別條款第(13)(e)條規定：

根據批地文件特別條款第(13)條進行園景美化工程之範圍須被劃為並構成根據批地文件特別條款第(18)(a)(v)條所述的公用地方之部份。

13. 批地文件特別條款第(21)(a)(i)條規定：

須按特定比率在該地段內提供車位以停泊按《道路交通條例》及其下的規例及任何修訂法例獲發牌並屬於該地段上已興建或將興建的建築物之住客及其真正賓客、訪客或獲邀請者的汽車（下稱「**住客車位**」），以令署長滿意。有關比率的計算參照根據批地文件特別條款第(21)(a)(i)條所列出的該地段上已興建或將興建的住宅單位或獨立屋之各自的類型及面積計算。

批地文件特別條款第(21)(a)(iii)條規定：

須按指定的比率或署長同意採用之其他比率，在該地段內提供額外的車位以停泊按《道路交通條例》及其下的規例及任何修訂法例獲發牌並屬於該地段上已興建或將興建的建築物之住客的真正賓客、訪客或獲邀請者的汽車，以令署長滿意。

批地文件特別條款第(21)(a)(iv)條規定：

按批地文件特別條款第(21)(a)(i)（可按批地文件特別條款第(23)條變更）及(21)(a)(iii)條提供的車位只能用作分別規定的用途並不可作其他用途，尤其不得用於儲存、展示或展出汽車以供出售或其他用途或用於提供車輛清潔及美容服務。

批地文件特別條款第(21)(b)(i)條規定：

在按批地文件特別條款第(21)(a)(i)（可按批地文件特別條款第(23)條變更）及(21)(a)(iii)條提供的車位中，買方須預留及指定車位供於《道路交通條例》及其下的規例及任何修訂法例中定義的傷殘人士停泊汽車（下稱「**傷殘人士專用車位**」），傷殘人士專用車位需符合建築事務監督要求或批准的數目，但須在按批地文件特別條款第(21)(a)(iii)條提供的車位中預留及指定最少一個此類車位，及買方不得預留或指定所有該等按批地文件特別條款第(21)(a)(iii)條提供的車位作傷殘人士專用車位。

批地文件特別條款第(21)(b)(ii)條規定：

傷殘人士專用車位不得用作於《道路交通條例》及其下的規例及任何修訂法例中定義的傷殘人士停泊並屬於該地段上已興建或將興建的建築物之住客及其真正賓客、訪客或獲邀請者的汽車以外的任何用途，尤其不得用於儲存、展示或展出汽車以供出售或其他用途或用於提供車輛清潔及美容服務。

批地文件特別條款第(21)(c)(i)條規定：

須按指定的比率或署長同意採用之其他比率，在該地段內提供車位以停泊按《道路交通條例》及其下的規例及任何修訂法例獲發牌並屬於該地段上已興建或將興建的建築物之住客及其真正賓客、訪客或獲邀請者的電單車（下稱「**電單車車位**」），以令署長滿意。

批地文件特別條款第(21)(c)(ii)條規定：

電單車車位（可按批地文件特別條款第 (23) 條變更）不得用作批地文件特別條款第(21)(c)(i)條規定以外的任何用途，尤其不得用於儲存、展示或展出汽車以供出售或其他用途或用於提供車輛清潔及美容服務。

14. 批地文件特別條款第(22)條規定：

- (a) 須按指定的比率或署長同意採用之其他比率，在該地段內提供上落貨車位，以令署長滿意，惟須為每幢已興建或將興建的住宅大樓提供最少一個上落貨車位，上落貨車位並須位於每幢住宅大樓附近或之內。
- (b) 每個上落貨車位須符合指定的尺寸，及該等上落貨車位不得用作與在該地段上已建或擬建的建築物有關的上落貨以外的任何用途。

15. 批地文件特別條款第(25)(a)條規定：

即使批地文件的條款已獲遵從及符合達至署長滿意，住客車位及電單車車位不得：

- (i) 轉讓，除非
 - (I) 連同賦予就該地段上已興建或將興建的建築物的住宅單位的獨家使用及管有權的不分割份數一併轉讓；或
 - (II) 予一名已擁有賦予就該地段上已興建或將興建的建築物的住宅單位的獨家使用及管有權的不分割份數的人士；或
- (ii) 出租，除非租予該地段上已興建或將興建的建築物的住宅單位的住客。

惟在任何情況下，不得把合共超過3個住客車位及電單車車位轉讓予該地段上已興建或將興建的建築物的任何一個住宅單位的業主或出租予任何一個住宅單位的住客。

16. 批地文件特別條款第(27)條規定：

經署長批准及存放於署長處的停車場佈局圖上標示的泊車位及上落貨車位不得用作任何於批地文件特別條款第 (21) 及 (22) 條分別列明之用途以外的用途。買方須按照前述佈局圖維持該等泊車位、上落貨車位及包括但不限於升降機、樓梯平台和迴旋及循環區域的其他範圍，及除有署長批出的事前書面同意外不得變更該佈局。除在前述經批准的佈局圖上標示為泊車位的位置外，該地段或其上任何建築物或構築物的任何部份不得用作泊車用途。

17. 批地文件特別條款第(29)條規定：

未經署長預先書面同意，買方不得削去、移除或土地後移毗鄰或毗連該地段的任何政府土地或在任何政府土地上進行任何堆積或堆填或任何類型的斜坡處理工程。署長可自行酌情作出同意並施加他認為合適的條件，包括支付他可決定的地價後授予額外的政府土地作為該地段的延伸。



18. 批地文件特別條款第(30)(a)條規定：

如該地段或任何政府土地內現時或以往曾經進行過任何削土、移土或土地後移工程、或堆積或堆填或任何類型的斜坡處理工程，不論事前是否獲署長書面同意，而該等工程是為了或關乎該地段或其任何部份的形成、平整或發展的目的或買方按此等條款而須要完成的工程的目的或其他任何的目的，買方須自費進行及建造現時或日後或其後任何時候必須的該等斜坡處理工程、護土牆或其他支撐、防護、排水或附屬或其他工程，以保護和支撐該地段內的土地及任何相鄰或毗鄰的政府土地或已批租土地，同時避免及防止其後發生滑土、山泥傾瀉或地陷。買方應時刻在批地文件協定的整個批租年期內自費保養上述土地、斜坡處理工程、護土牆或其他支撐、防護、排水或附屬或其他工程，以保持其良好充足的維修狀態，以使署長滿意。

批地文件特別條款第(30)(c)條規定：

若買方進行的形成、平整、發展或其他工程或其他因素導致該地段或任何相鄰或毗鄰政府或已批租土地在任何時候發生任何滑土、山泥傾瀉或地陷，買方須自費將之回復原貌及修復以使署長滿意，並就因此等滑土、山泥傾瀉或地陷而引致其蒙受或招致的任何費用、支出、損失、索償及申索，向政府、其代理人及承建商作出彌償及保持彌償。

批地文件特別條款第(30)(d)條規定：

除批地文件內訂明有關違反此等批地條款而賦予的任何權利或補償外，署長有權以書面通知要求買方進行、建造及保養上述土地、斜坡處理工程、護土牆或其他支撐、防護、排水或附屬或其他工程或要求將發生滑土、山泥傾瀉或地陷之處回復原貌及修復。如買方忽略或沒有於指明時間內履行該通知內的要求，署長可立即執行及展開所須的工程而買方須在收到通知要求後向政府償還相關的成本與及任何行政或專業費用和支出。

19. 批地文件特別條款第(32)條規定：

如該地段或其任何部份發展或重新發展時已安裝預應力地錨，買方須在該預應力地錨的整個使用周期自費進行定期維修和定期監察，以使署長滿意。買方並須按署長不時全權酌情的要求下，提供所有監察工程的報告及資料。如買方忽略或沒有執行指定的監察工程，署長可立即執行及展開該監察工程，而買方須於政府要求時償還有關的費用。

20. 批地文件特別條款第(34)條規定：

買方須時刻採取或達致採取一切恰當及足夠的謹慎、能力和預防措施，尤其是進行建造、保養、更新或修理工程（下稱「**工程**」）時，以免損害、干擾或阻礙該地段或其任何部份之上、上面、之下或毗鄰的任何政府或其他的現有排水渠、水路或水道、總水喉、道路、行人路、街道設施、污水渠、明渠、管道、電纜、電線、公用事業設施或任何其他工程或裝置（以下統稱「**服務設施**」）。買方須在進行工程前按需要進行或達致進行妥善勘測及查詢，以確定服務設施的現有位置及水平高度，並須向署長提交計劃書，述明其建議如何處理可能受工程影響的服務設施，以獲取署長在所有方面的批准。買方須待署長書面批准買方的工程及計劃書後，方可展開工程。買方須自費符合所有署長在作出

批准時施加的任何要求，包括任何必需的改道、重鋪或還原工程的費用。如因工程對該地段或任何服務設施造成任何損害、干擾或阻礙，買方須自費全面地進行修理、復修及還原工程，以使署長滿意（除非署長另作選擇，明渠、污水管、雨水渠、總水管之復修工程將由署長負責，而買方則須在政府要求時支付有關工程的費用）。若買方未有在該地段或其任何部份或對任何服務設施展開任何所需的改道、重鋪、修理、復修及還原工程致使署長滿意，署長可展開任何其認為需要之改道、重鋪、修理、復修及還原工程，而買方則須在政府要求時支付有關工程的費用。

21. 批地文件特別條款第(36)(b)條規定：

買方須自費在環境保護署署長訂明的時限內進行及實施環境保護署署長批准的污水收集系統影響評估（下稱「**污水收集系統影響評估**」，在批地文件特別條款第(36)(a)條中定義）內的建議，以使環境保護署署長在所有方面滿意。

備註：

本節中提述「買方」一詞指根據批地文件中的買方和如文意允許或要求的情況下包括其遺囑執行人、遺產管理人、承讓人及（如為法團）其繼承人及承讓人。



- A. Facilities that are required under the land grant to be constructed and provided for the Government, or for public use
- Not Applicable
- B. Facilities that are required under the land grant to be managed, operated or maintained for public use at the expense of the owners of the residential properties in the Development
- Not Applicable
- C. Open space that is required under the land grant to be managed, operated or maintained for public use at the expense of the owners of the residential properties in the Development
- Not Applicable
- D. Part of the land (on which the Development is situated) that is dedicated to the public for the purposes of regulation 22(1) of the Building (Planning) Regulations (Cap 123 sub. leg. F)
- Not applicable

- A. 根據批地文件規定須興建並提供予政府或供公眾使用的任何設施
- 不適用
- B. 根據批地文件規定須由發展項目中的住宅物業的擁有人出資管理、營運或維持以供公眾使用的任何設施
- 不適用
- C. 根據批地文件規定須由發展項目中的住宅物業的擁有人出資管理、營運或維持以供公眾使用的任何休憩用地
- 不適用
- D. 發展項目所位於的土地中為施行《建築物(規劃)規例》(第123章，附屬法例F)第22(1)條而撥供公眾用途的任何部分
- 不適用



- | | |
|--|--|
| <p>1. The purchaser is recommended to instruct a separate firm of solicitors (other than that acting for the owner) to act for the purchaser in relation to the transaction.</p> <p>2. If the purchaser instructs such separate firm of solicitors to act for the purchaser in relation to the transaction, that firm will be able to give independent advice to the purchaser.</p> <p>3. If the purchaser instructs the firm of solicitors acting for the owner to act for the purchaser as well, and a conflict of interest arises between the owner and the purchaser:-</p> <p style="margin-left: 20px;">(i) that firm may not be able to protect the purchaser's interests; and</p> <p style="margin-left: 20px;">(ii) the purchaser may have to instruct a separate firm of solicitors.</p> <p>4. In the case of paragraph (3)(ii) above, the total solicitors' fees payable by the purchaser may be higher than the fees that would have been payable if the purchaser had instructed a separate firm of solicitors in the first place.</p> | <p>1. 現建議買方聘用一間獨立的律師事務所(代表擁有人行事者除外)，以在交易中代表買方行事。</p> <p>2. 如買方聘用上述的獨立的律師事務所，以在交易中代表買方行事，該律師事務所將會能夠向買方提供獨立意見。</p> <p>3. 如買方聘用代表擁有人行事的律師事務所同時代表買方行事，而擁有人與買方之間出現利益衝突：—</p> <p style="margin-left: 20px;">(i) 該律師事務所可能不能夠保障買方的利益；及</p> <p style="margin-left: 20px;">(ii) 買方可能要聘用一間獨立的律師事務所。</p> <p>4. 如屬上述(3)(ii)段的情況，買方須支付的律師費用總數，可能高於如買方自一開始即聘用一間獨立的律師事務所便須支付的費用。</p> |
|--|--|

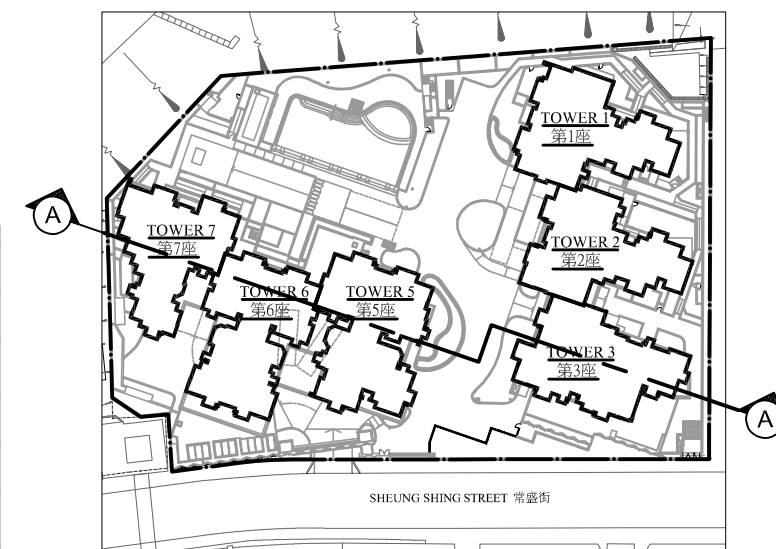


The part of Emergency Vehicular Access (E.V.A.) adjacent to the building is 28.30 metres above Hong Kong Principal Datum.
毗連建築物的一段緊急車輛通道為香港主水平基準以上28.30米。



TOWER 3
第3座

ROOF 天台	UPPER ROOF 高層天台		PLANT ROOM FLOOR 機房
	E&M ROOM 機電房	ROOF 天台	
29/F RESIDENTIAL UNIT 29樓住宅單位			
28/F RESIDENTIAL UNIT 28樓住宅單位			
27/F RESIDENTIAL UNIT 27樓住宅單位			
26/F RESIDENTIAL UNIT 26樓住宅單位			
25/F RESIDENTIAL UNIT 25樓住宅單位			
23/F RESIDENTIAL UNIT 23樓住宅單位			
22/F RESIDENTIAL UNIT 22樓住宅單位			
21/F RESIDENTIAL UNIT 21樓住宅單位			
20/F RESIDENTIAL UNIT 20樓住宅單位			
19/F RESIDENTIAL UNIT 19樓住宅單位			
18/F RESIDENTIAL UNIT 18樓住宅單位			
17/F RESIDENTIAL UNIT 17樓住宅單位			
16/F RESIDENTIAL UNIT 16樓住宅單位			
15/F RESIDENTIAL UNIT 15樓住宅單位			
12/F RESIDENTIAL UNIT 12樓住宅單位			
11/F RESIDENTIAL UNIT 11樓住宅單位			
10/F RESIDENTIAL UNIT 10樓住宅單位			
9/F RESIDENTIAL UNIT 9樓住宅單位			
8/F RESIDENTIAL UNIT 8樓住宅單位			
7/F RESIDENTIAL UNIT 7樓住宅單位			
6/F RESIDENTIAL UNIT 6樓住宅單位			
5/F RESIDENTIAL UNIT 5樓住宅單位			
3/F RESIDENTIAL UNIT 3樓住宅單位			
2/F RESIDENTIAL UNIT 2樓住宅單位			
TRANSFER PLATE 轉換層			
RED CAPE 園景花園	G/F LIFT LOBBY/PLANT ROOM 地下電梯大堂/機電房		—
B1/F LIFT LOBBY/CARPARK/E&M ROOM 地庫1電梯大堂/停車場/機電房			
B2/F LIFT LOBBY/CARPARK/E&M ROOM 地庫2電梯大堂/停車場/機電房			



KEY PLAN
示意圖

Legend 圖例：

—▽— Height in metres above Hong Kong Principal Datum (HKPD).
香港主水平基準以上高度（米）。

----- Dotted line denotes the lowest residential floor.
虛線為最低住宅樓層水平。

----- Boundary of the Development.
發展項目的界線。

TOWER 7 第7座				TOWER 6 第6座				TOWER 5 第5座			
PLANT ROOM FLOOR 機房層		UPPER ROOF 高層天台	COMMON FLAT ROOF 公共平台	UPPER ROOF 高層天台		OUTDOOR POOL 室外泳池	UPPER ROOF 高層天台	PLANT ROOM FLOOR 機房層		COMMON ROOF 公共天台	
ROOF 天台	E&M ROOM 機電房	E&M ROOM 機電房	PLANT ROOM FLOOR 機房層	ROOF 天台	E&M ROOM 機電房	COMMON ROOF 公共天台	ROOF 天台	E&M ROOM 機電房	FLAT ROOF 平台	COMMON ROOF 公共天台	
21/F RESIDENTIAL UNIT 21樓住宅單位			FLAT ROOF 平台	21/F RESIDENTIAL UNIT 21樓住宅單位			FLAT ROOF 平台	21/F RESIDENTIAL UNIT 21樓住宅單位			FLAT ROOF 平台
20/F RESIDENTIAL UNIT 20樓住宅單位				20/F RESIDENTIAL UNIT 20樓住宅單位				20/F RESIDENTIAL UNIT 20樓住宅單位			
19/F RESIDENTIAL UNIT 19樓住宅單位				19/F RESIDENTIAL UNIT 19樓住宅單位				19/F RESIDENTIAL UNIT 19樓住宅單位			
18/F RESIDENTIAL UNIT 18樓住宅單位				18/F RESIDENTIAL UNIT 18樓住宅單位				18/F RESIDENTIAL UNIT 18樓住宅單位			
17/F RESIDENTIAL UNIT 17樓住宅單位				17/F RESIDENTIAL UNIT 17樓住宅單位				17/F RESIDENTIAL UNIT 17樓住宅單位			
16/F RESIDENTIAL UNIT 16樓住宅單位				16/F RESIDENTIAL UNIT 16樓住宅單位				16/F RESIDENTIAL UNIT 16樓住宅單位			
15/F RESIDENTIAL UNIT 15樓住宅單位				15/F RESIDENTIAL UNIT 15樓住宅單位				15/F RESIDENTIAL UNIT 15樓住宅單位			
12/F RESIDENTIAL UNIT 12樓住宅單位				12/F RESIDENTIAL UNIT 12樓住宅單位				12/F RESIDENTIAL UNIT 12樓住宅單位			
11/F RESIDENTIAL UNIT 11樓住宅單位				11/F RESIDENTIAL UNIT 11樓住宅單位				11/F RESIDENTIAL UNIT 11樓住宅單位			
10/F RESIDENTIAL UNIT 10樓住宅單位				10/F RESIDENTIAL UNIT 10樓住宅單位				10/F RESIDENTIAL UNIT 10樓住宅單位			
9/F RESIDENTIAL UNIT 9樓住宅單位				9/F RESIDENTIAL UNIT 9樓住宅單位				9/F RESIDENTIAL UNIT 9樓住宅單位			
8/F RESIDENTIAL UNIT 8樓住宅單位				8/F RESIDENTIAL UNIT 8樓住宅單位				8/F RESIDENTIAL UNIT 8樓住宅單位			
7/F RESIDENTIAL UNIT 7樓住宅單位				7/F RESIDENTIAL UNIT 7樓住宅單位				7/F RESIDENTIAL UNIT 7樓住宅單位			
6/F RESIDENTIAL UNIT 6樓住宅單位				6/F RESIDENTIAL UNIT 6樓住宅單位				6/F RESIDENTIAL UNIT 6樓住宅單位			
5/F RESIDENTIAL UNIT 5樓住宅單位				5/F RESIDENTIAL UNIT 5樓住宅單位				5/F RESIDENTIAL UNIT 5樓住宅單位			
3/F RESIDENTIAL UNIT 3樓住宅單位				3/F RESIDENTIAL UNIT 3樓住宅單位				3/F RESIDENTIAL UNIT 3樓住宅單位			
2/F RESIDENTIAL UNIT 2樓住宅單位				2/F RESIDENTIAL UNIT 2樓住宅單位				2/F RESIDENTIAL UNIT 2樓住宅單位			
TRANSFER PLATE 轉換層											
ADJOINING LOT 毗鄰地段	PLANTING AREA 種植範圍	COVERED LANDSCAPE AREA 有蓋園景花園	1/F RESIDENTIAL RECREATIONAL FACILITIES 1樓住宅康樂設施	BASEMENT CARPARK ENTRANCE 地庫停車場入口	1/F LIFT LOBBY 1樓電梯大堂	COVERED LANDSCAPE AREA 有蓋園景花園	1/F RESIDENTIAL RECREATIONAL FACILITIES 1樓住宅康樂設施	28.30	G/F LIFT LOBBY 地下電梯大堂	INDOOR COURT 室內羽毛球場	
			G/F LIFT LOBBY 地下電梯大堂		G/F LIFT LOBBY 地下電梯大堂						
B1/F LIFT LOBBY/CARPARK/E&M ROOM 地庫1電梯大堂/停車場/機電房											INDOOR COURT 室內羽毛球場
B2/F LIFT LOBBY/CARPARK/E&M ROOM 地庫2電梯大堂/停車場/機電房											

CROSS - SECTION A
橫截面圖 A



CROSS-SECTION PLAN OF BUILDING IN THE DEVELOPMENT 發展項目中的建築物的橫截面圖

The part of Sheung Shing Street adjacent to the building is 29.46 metres above Hong Kong Principal Datum.
毗連建築物的一段常盛街為香港主水平基準以上29.46米。

TOWER 3
第3座

TOWER 2
第2座

TOWER 1
第1座

UPPER ROOF
高層天台

PLANT ROOM FLOOR
機房層

ROOF
天台

29/F RESIDENTIAL UNIT
29樓住宅單位

28/F RESIDENTIAL UNIT
28樓住宅單位

27/F RESIDENTIAL UNIT
27樓住宅單位

26/F RESIDENTIAL UNIT
26樓住宅單位

25/F RESIDENTIAL UNIT
25樓住宅單位

23/F RESIDENTIAL UNIT
23樓住宅單位

22/F RESIDENTIAL UNIT
22樓住宅單位

21/F RESIDENTIAL UNIT
21樓住宅單位

20/F RESIDENTIAL UNIT
20樓住宅單位

19/F RESIDENTIAL UNIT
19樓住宅單位

18/F RESIDENTIAL UNIT
18樓住宅單位

17/F RESIDENTIAL UNIT
17樓住宅單位

16/F RESIDENTIAL UNIT
16樓住宅單位

15/F RESIDENTIAL UNIT
15樓住宅單位

12/F RESIDENTIAL UNIT
12樓住宅單位

11/F RESIDENTIAL UNIT
11樓住宅單位

10/F RESIDENTIAL UNIT
10樓住宅單位

9/F RESIDENTIAL UNIT
9樓住宅單位

8/F RESIDENTIAL UNIT
8樓住宅單位

7/F RESIDENTIAL UNIT
7樓住宅單位

6/F RESIDENTIAL UNIT
6樓住宅單位

5/F RESIDENTIAL UNIT
5樓住宅單位

3/F RESIDENTIAL UNIT
3樓住宅單位

2/F RESIDENTIAL UNIT
2樓住宅單位

G/F LIFT LOBBY
地下電梯大堂

B1/F LIFT LOBBY/CARPARK/E&M ROOM
地庫1電梯大堂/停車場/機電房

B2/F LIFT LOBBY/CARPARK/E&M ROOM
地庫2電梯大堂/停車場/機電房

OUTDOOR POOL
室外泳池

FLAT ROOF
平台

29/F RESIDENTIAL UNIT
29樓住宅單位

28/F RESIDENTIAL UNIT
28樓住宅單位

27/F RESIDENTIAL UNIT
27樓住宅單位

26/F RESIDENTIAL UNIT
26樓住宅單位

25/F RESIDENTIAL UNIT
25樓住宅單位

23/F RESIDENTIAL UNIT
23樓住宅單位

22/F RESIDENTIAL UNIT
22樓住宅單位

21/F RESIDENTIAL UNIT
21樓住宅單位

20/F RESIDENTIAL UNIT
20樓住宅單位

19/F RESIDENTIAL UNIT
19樓住宅單位

18/F RESIDENTIAL UNIT
18樓住宅單位

17/F RESIDENTIAL UNIT
17樓住宅單位

16/F RESIDENTIAL UNIT
16樓住宅單位

15/F RESIDENTIAL UNIT
15樓住宅單位

12/F RESIDENTIAL UNIT
12樓住宅單位

11/F RESIDENTIAL UNIT
11樓住宅單位

10/F RESIDENTIAL UNIT
10樓住宅單位

9/F RESIDENTIAL UNIT
9樓住宅單位

8/F RESIDENTIAL UNIT
8樓住宅單位

7/F RESIDENTIAL UNIT
7樓住宅單位

6/F RESIDENTIAL UNIT
6樓住宅單位

5/F RESIDENTIAL UNIT
5樓住宅單位

3/F RESIDENTIAL UNIT
3樓住宅單位

2/F RESIDENTIAL UNIT
2樓住宅單位

G/F LIFT LOBBY
地下電梯大堂

B1/F LIFT LOBBY/CARPARK/E&M ROOM
地庫1電梯大堂/停車場/機電房

B2/F LIFT LOBBY/CARPARK/E&M ROOM
地庫2電梯大堂/停車場/機電房

UPPER ROOF
高層天台

PLANT ROOM FLOOR
機房層

ROOF
天台

29/F RESIDENTIAL UNIT
29樓住宅單位

28/F RESIDENTIAL UNIT
28樓住宅單位

27/F RESIDENTIAL UNIT
27樓住宅單位

26/F RESIDENTIAL UNIT
26樓住宅單位

25/F RESIDENTIAL UNIT
25樓住宅單位

23/F RESIDENTIAL UNIT
23樓住宅單位

22/F RESIDENTIAL UNIT
22樓住宅單位

21/F RESIDENTIAL UNIT
21樓住宅單位

20/F RESIDENTIAL UNIT
20樓住宅單位

19/F RESIDENTIAL UNIT
19樓住宅單位

18/F RESIDENTIAL UNIT
18樓住宅單位

17/F RESIDENTIAL UNIT
17樓住宅單位

16/F RESIDENTIAL UNIT
16樓住宅單位

15/F RESIDENTIAL UNIT
15樓住宅單位

12/F RESIDENTIAL UNIT
12樓住宅單位

11/F RESIDENTIAL UNIT
11樓住宅單位

10/F RESIDENTIAL UNIT
10樓住宅單位

9/F RESIDENTIAL UNIT
9樓住宅單位

8/F RESIDENTIAL UNIT
8樓住宅單位

7/F RESIDENTIAL UNIT
7樓住宅單位

6/F RESIDENTIAL UNIT
6樓住宅單位

5/F RESIDENTIAL UNIT
5樓住宅單位

3/F RESIDENTIAL UNIT
3樓住宅單位

2/F RESIDENTIAL UNIT
2樓住宅單位

G/F LIFT LOBBY
地下電梯大堂

B1/F LIFT LOBBY/CARPARK/E&M ROOM
地庫1電梯大堂/停車場/機電房

B2/F LIFT LOBBY/CARPARK/E&M ROOM
地庫2電梯大堂/停車場/機電房

BOUNDARY OF THE DEVELOPMENT
發展項目的界線

SHEUNG SHING STREET
常盛街

28.70

29.46

0.76m(米)

PLANTING AREA
種植範圍

TRANS-FORMER ROOM
電力變壓室

COVERED LANDSCAPE AREA
有蓋園景花園

MAIN SWITCH ROOM
高壓電掣房

TRANSFER PLATE
轉換層

COVERED LANDSCAPE AREA
有蓋園景花園

LEVEL OF THE LOWEST RESIDENTIAL FLOOR
最低住宅樓層水平

28.70

BOUNDARY OF THE DEVELOPMENT
發展項目的界線

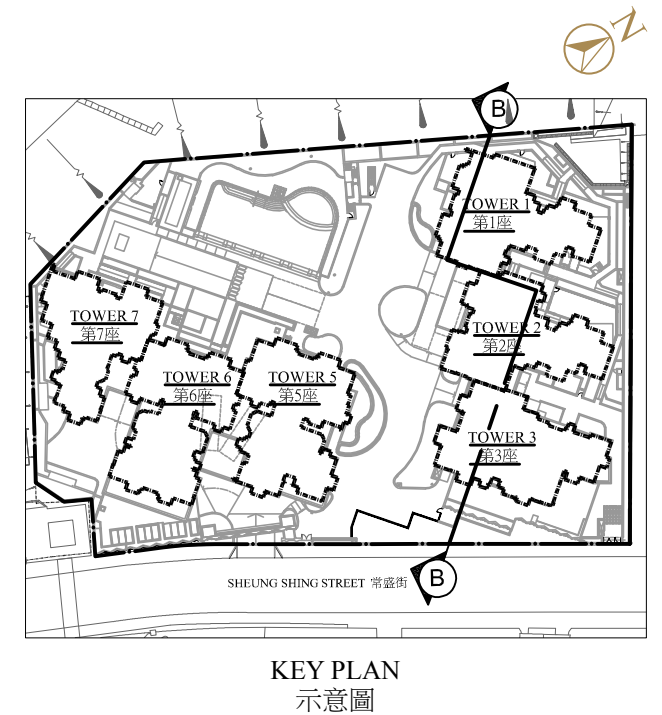
PLANTING AREA
種植範圍

ADJOINING LOT
毗鄰地段




CROSS - SECTION B
橫截面圖 B

TOWER 7
第7座

Legend 圖

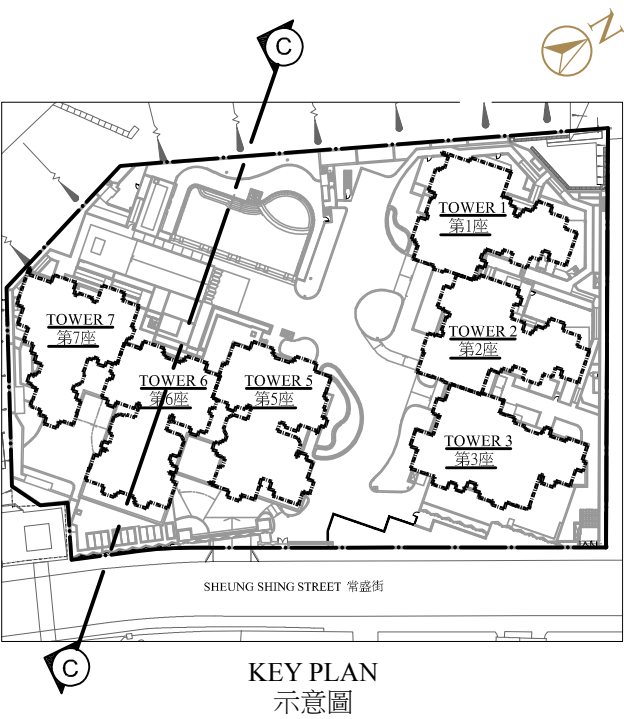
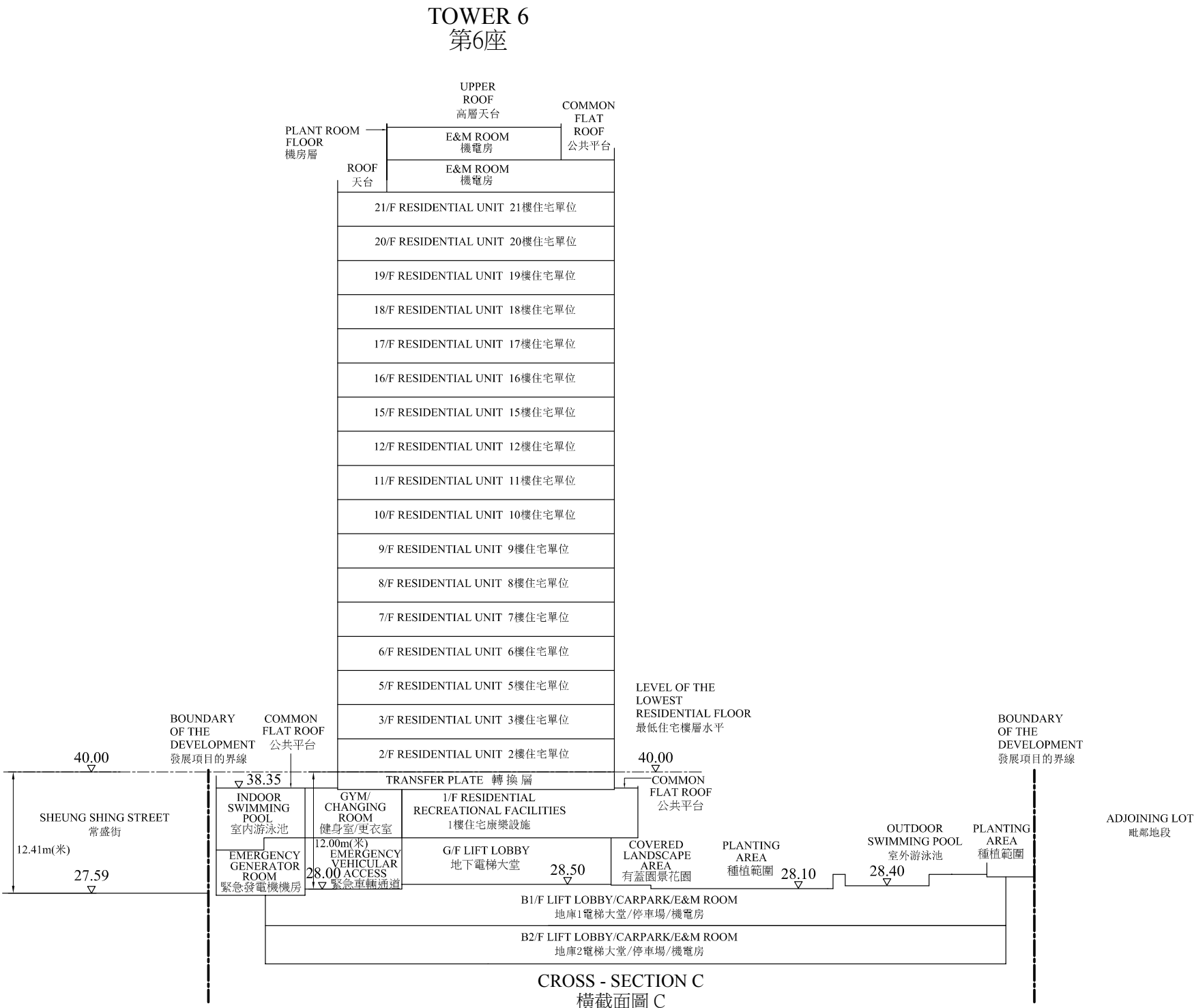


Legend 圖例：

-  Height in metres above Hong Kong Principal Datum (HKPD).
 香港主水平基準以上高度（米）。
-  Dotted line denotes the lowest residential floor.
 虛線為最低住宅樓層水平。
-  Boundary of the Development.
 發展項目的界線。



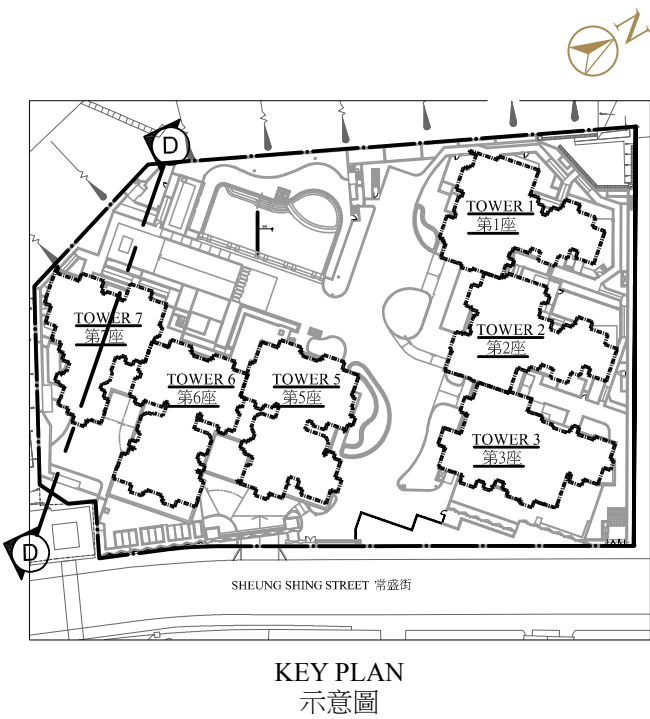
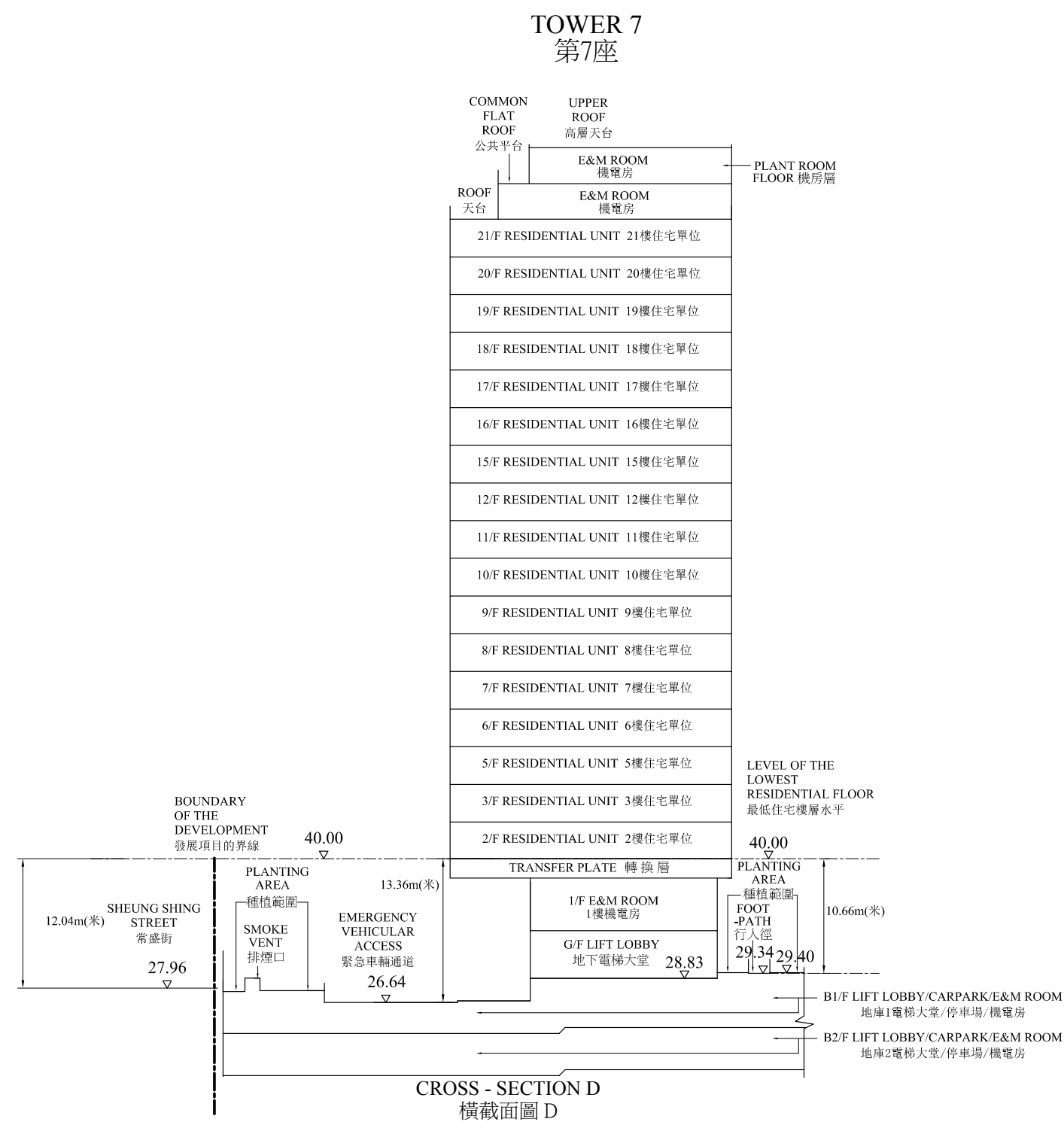
- The part of Sheung Shing Street adjacent to the building is 27.59 metres above Hong Kong Principal Datum.
毗連建築物的一段常盛街為香港主水平基準以上27.59米。
- The part of Emergency Vehicular Access (E.V.A.) adjacent to the building is 28.00 metres above Hong Kong Principal Datum.
毗連建築物的一段緊急車輛通道為香港主水平基準以上28.00米。



Legend 圖例 :

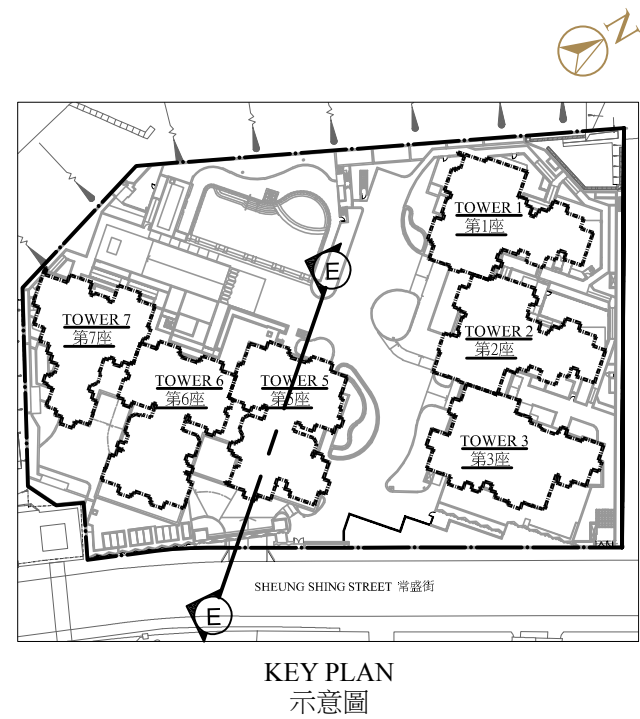
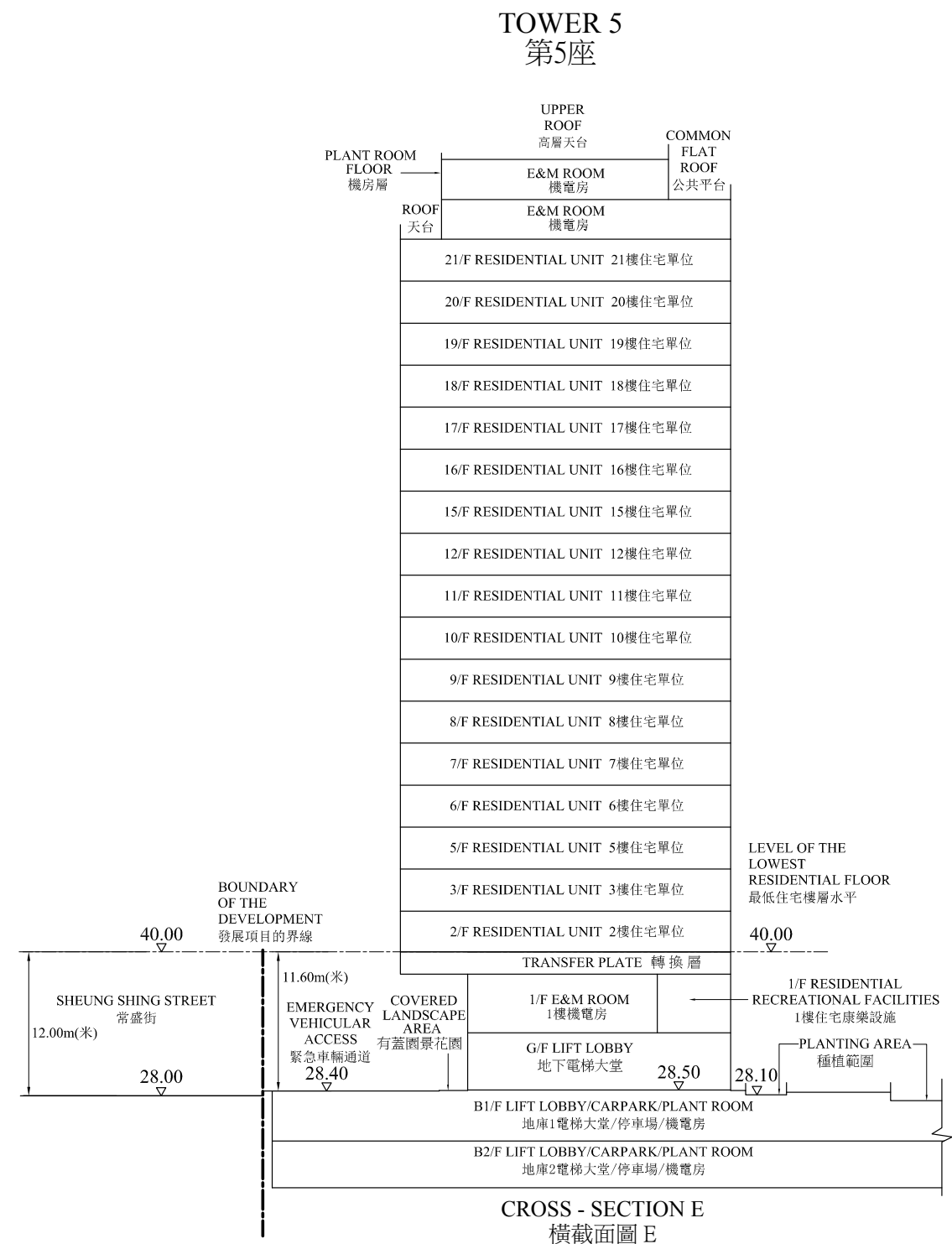
- ▽ Height in metres above Hong Kong Principal Datum (HKPD).
香港主水平基準以上高度（米）。
- Dotted line denotes the lowest residential floor.
虛線為最低住宅樓層水平。
- Boundary of the Development.
發展項目的界線。

- The part of Sheung Shing Street adjacent to the building is 27.96 metres above Hong Kong Principal Datum.
毗連建築物的一段常盛街為香港主水平基準以上27.96米。
- The part of Emergency Vehicular Access (E.V.A.) adjacent to the building is 26.64 metres above Hong Kong Principal Datum.
毗連建築物的一段緊急車輛通道為香港主水平基準以上26.64米。
- The part of Footpath adjacent to the building is 29.34 metres above Hong Kong Principal Datum.
毗連建築物的一段行人徑為香港主水平基準以上29.34米。



- Legend 圖例 :**
- ▽ Height in metres above Hong Kong Principal Datum (HKPD).
香港主水平基準以上高度（米）。
 - Dotted line denotes the lowest residential floor.
虛線為最低住宅樓層水平。
 - Boundary of the Development.
發展項目的界線。

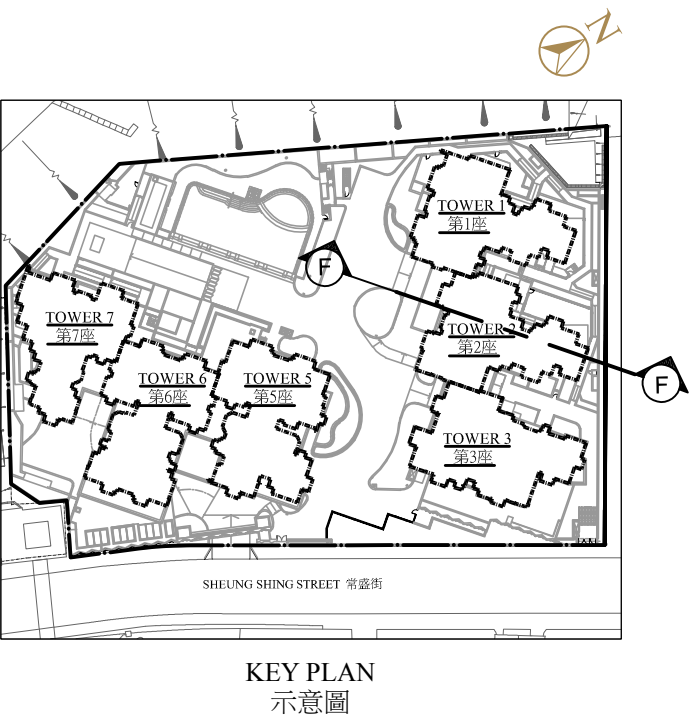
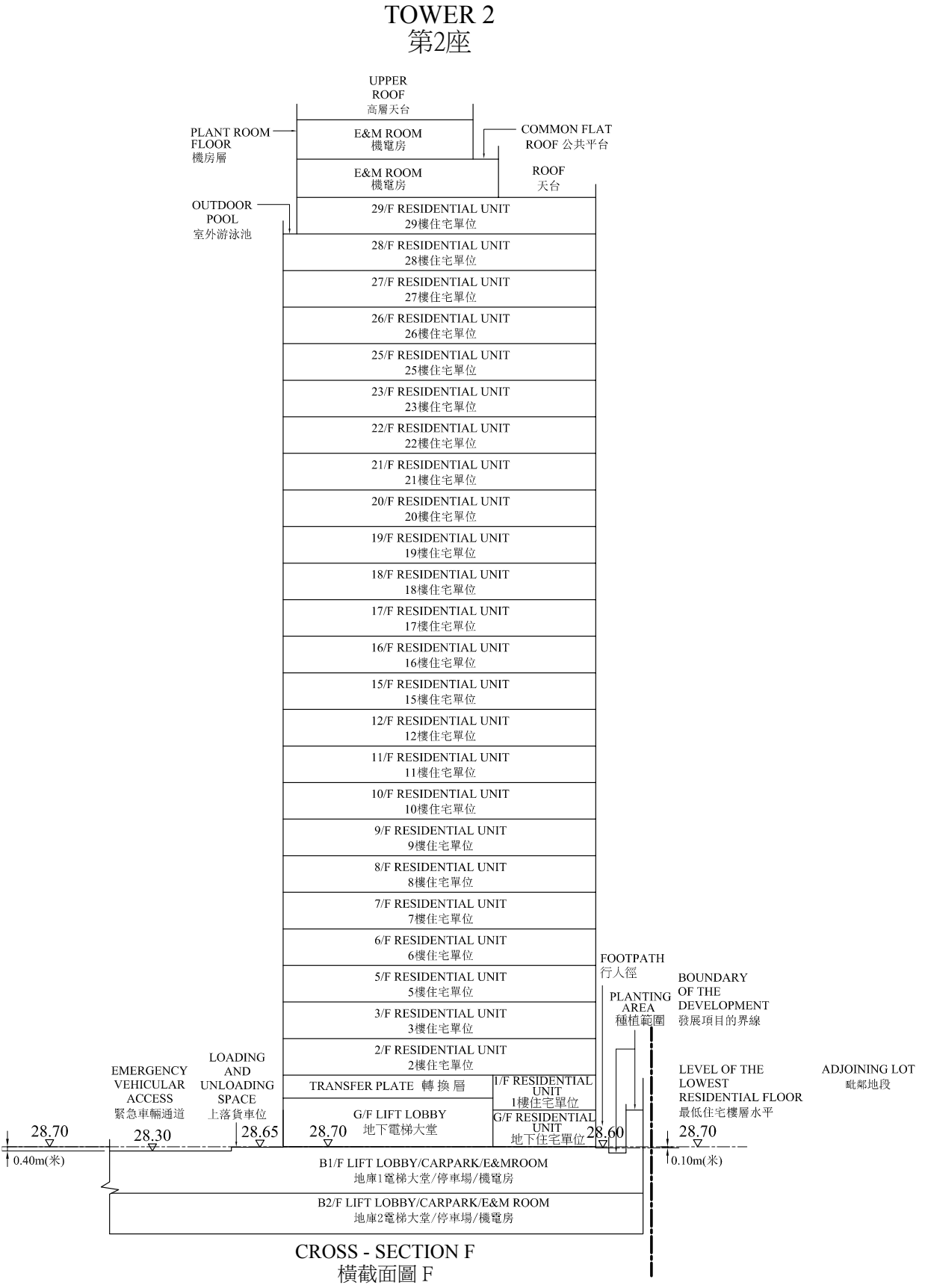
- The part of Sheung Shing Street adjacent to the building is 28.00 metres above Hong Kong Principal Datum.
毗連建築物的一段常盛街為香港主水平基準以上28.00米。
- The part of Emergency Vehicular Access (E.V.A.) adjacent to the building is 28.40 metres above Hong Kong Principal Datum.
毗連建築物的一段緊急車輛通道為香港主水平基準以上28.40米。



Legend 圖例 :

- Height in metres above Hong Kong Principal Datum (HKPD).
香港主水平基準以上高度（米）。
- Dotted line denotes the lowest residential floor.
虛線為最低住宅樓層水平。
- Boundary of the Development.
發展項目的界線。

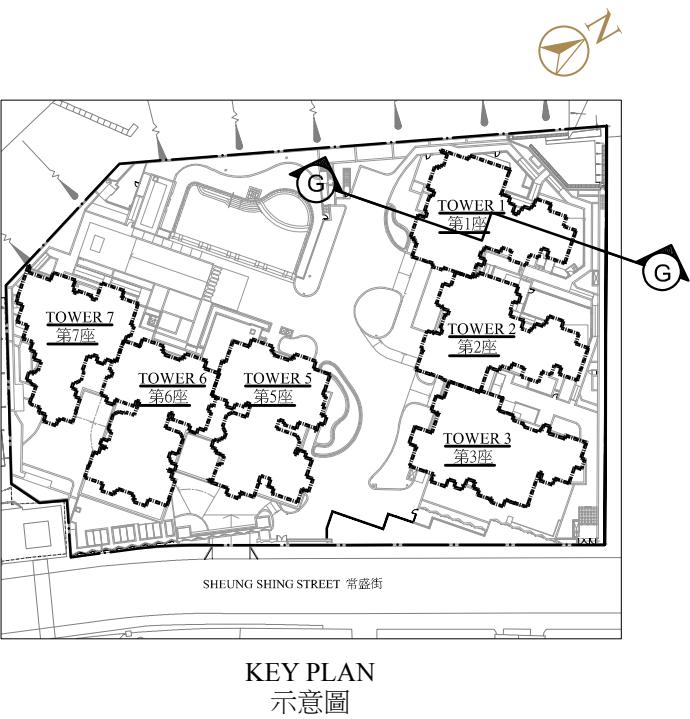
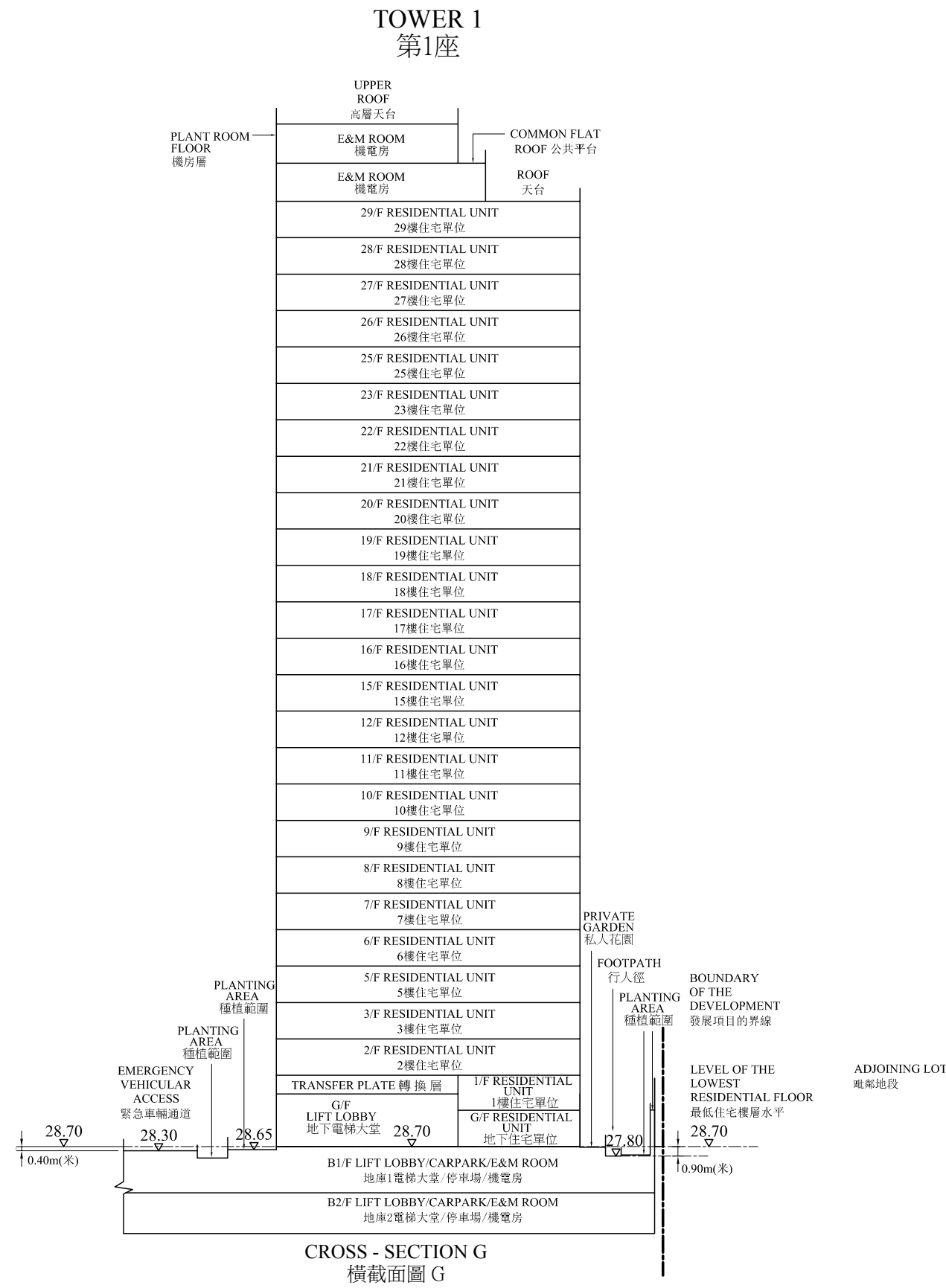
- The part of Emergency Vehicular Access (E.V.A.) adjacent to the building is 28.30 metres above Hong Kong Principal Datum.
毗連建築物的一段緊急車輛通道為香港主水平基準以上28.30米。
- The part of Footpath adjacent to the building is 28.60 metres above Hong Kong Principal Datum.
毗連建築物的一段行人徑為香港主水平基準以上28.60米。



Legend 圖例：

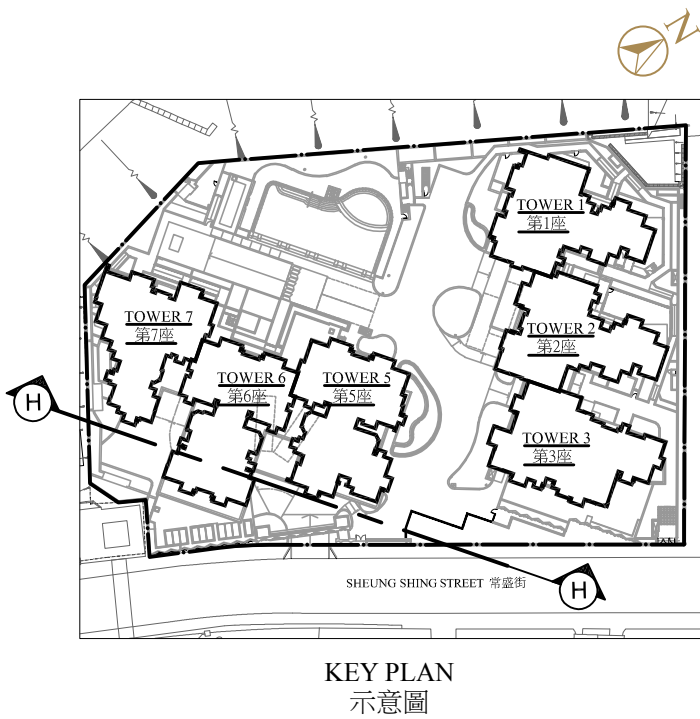
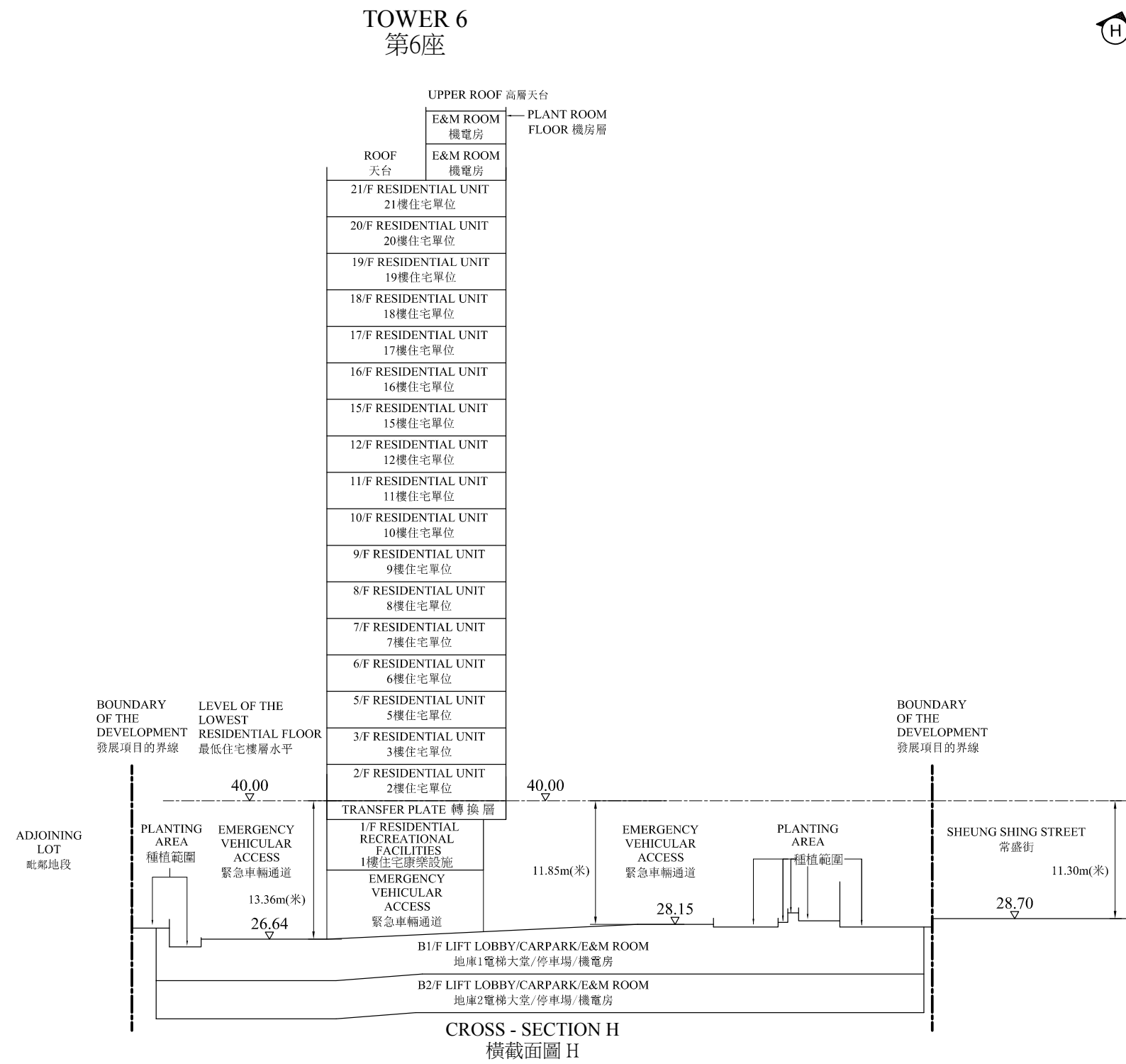
- Height in metres above Hong Kong Principal Datum (HKPD).
香港主水平基準以上高度（米）。
- Dotted line denotes the lowest residential floor.
虛線為最低住宅樓層水平。
- Boundary of the Development.
發展項目的界線。

- The part of Emergency Vehicular Access (E.V.A.) adjacent to the building is 28.30 metres above Hong Kong Principal Datum.
毗連建築物的一段緊急車輛通道為香港主水平基準以上28.30米。
- The part of Footpath adjacent to the building is 27.80 metres above Hong Kong Principal Datum.
毗連建築物的一段行人徑為香港主水平基準以上27.80米。




- Legend 圖例：**
- Height in metres above Hong Kong Principal Datum (HKPD).
香港主水平基準以上高度（米）。
 - Dotted line denotes the lowest residential floor.
虛線為最低住宅樓層水平。
 - Boundary of the Development.
發展項目的界線。

- The part of Sheung Shing Street adjacent to the building is 28.70 metres above Hong Kong Principal Datum.
毗連建築物的一段常盛街為香港主水平基準以上28.70米。
- The part of Emergency Vehicular Access (E.V.A.) adjacent to the building is 26.64 to 28.15 metres above Hong Kong Principal Datum.
毗連建築物的一段緊急車輛通道為香港主水平基準以上26.64至28.15米。

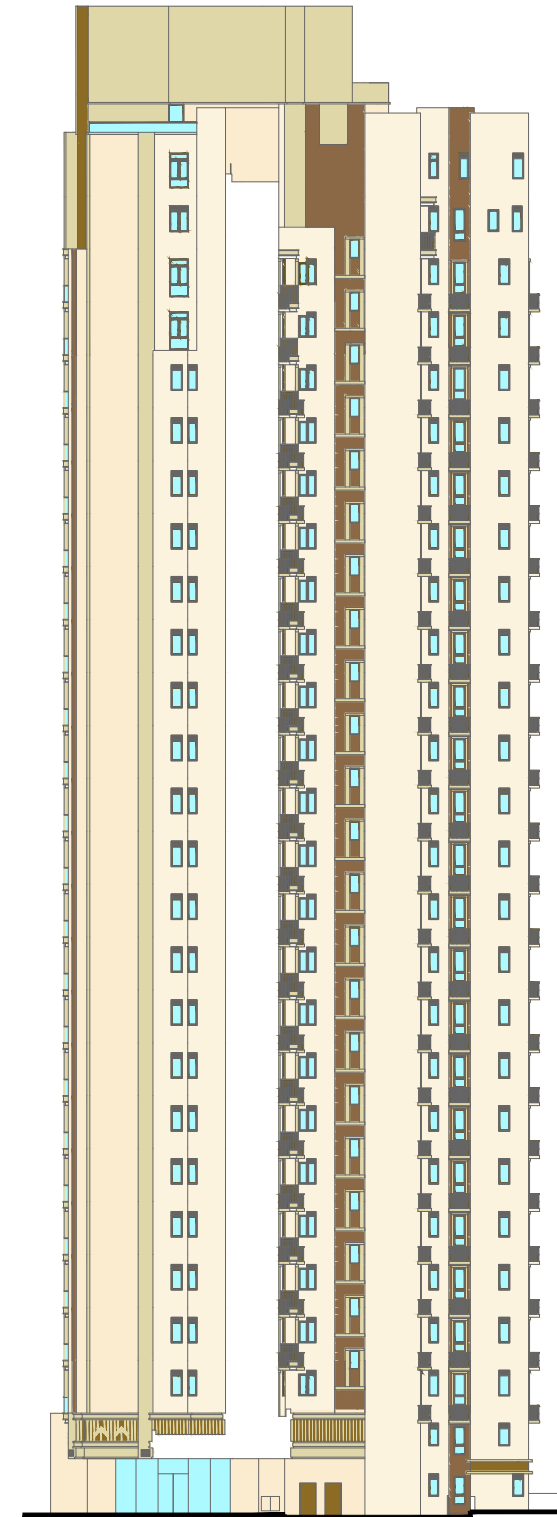


- Legend 圖例 :**
- Height in metres above Hong Kong Principal Datum (HKPD).
香港主水平基準以上高度（米）。
 - Dotted line denotes the lowest residential floor.
虛線為最低住宅樓層水平。
 - Boundary of the Development.
發展項目的界線。

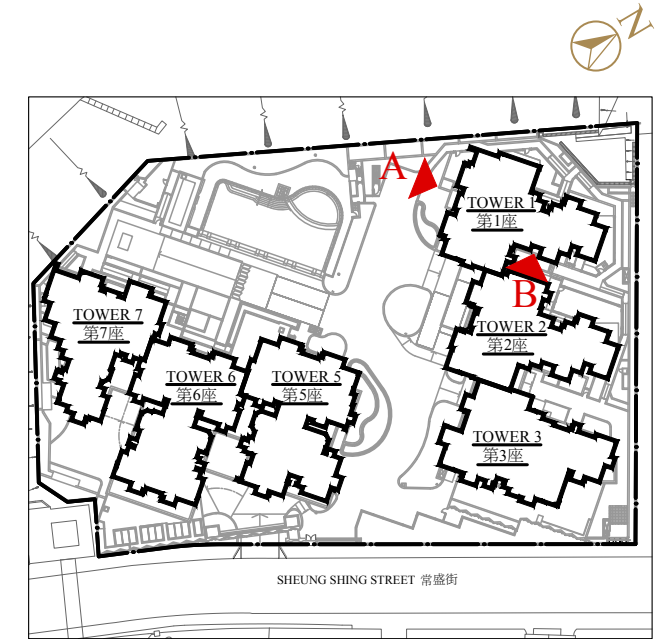


ELEVATION A
立面圖 A

TOWER 1
第1座



ELEVATION B
立面圖 B



KEY PLAN
示意圖

Authorized Person for the Development certified that the elevations shown on this plan:
(a) are prepared on the basis of the approved building plans for the Development as of 3rd July 2019; and
(b) are in general accordance with the outward appearance of the Development.

發展項目的認可人士證明本圖顯示的立面：
(a) 以2019年7月3日的情況為準的本項目的經批准的建築圖則為基礎擬備；及
(b) 大致上與本項目的外觀一致。

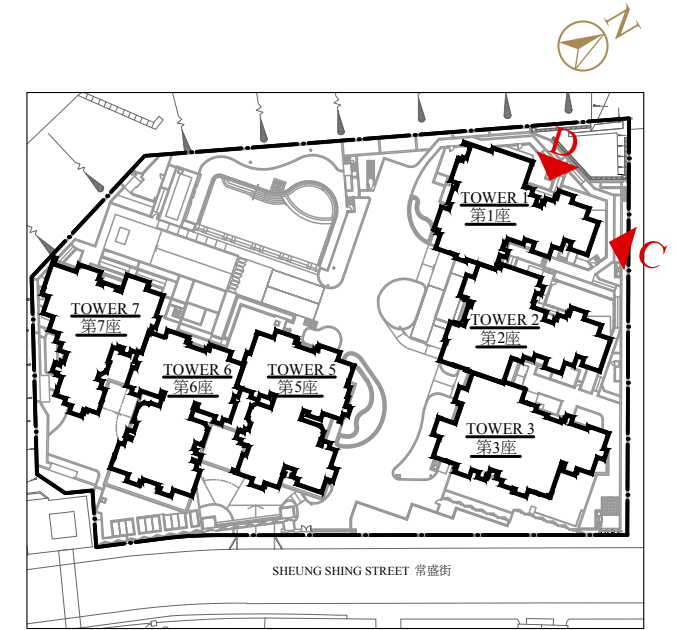


ELEVATION C
立面圖 C

TOWER 1
第1座



ELEVATION D
立面圖 D



KEY PLAN
示意圖

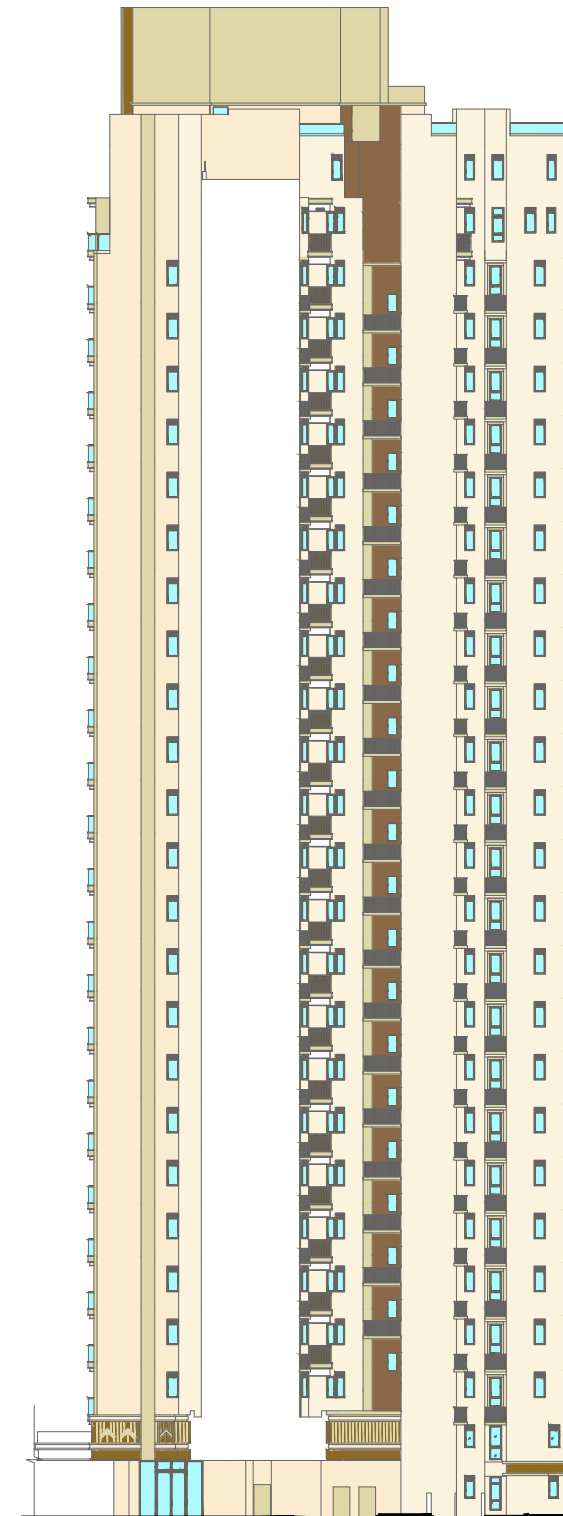
Authorized Person for the Development certified that the elevations shown on this plan:
(a) are prepared on the basis of the approved building plans for the Development as of 3rd July 2019; and
(b) are in general accordance with the outward appearance of the Development.

發展項目的認可人士證明本圖顯示的立面：
(a) 以2019年7月3日的情況為準的本項目的經批准的建築圖則為基礎擬備；及
(b) 大致上與本項目的外觀一致。

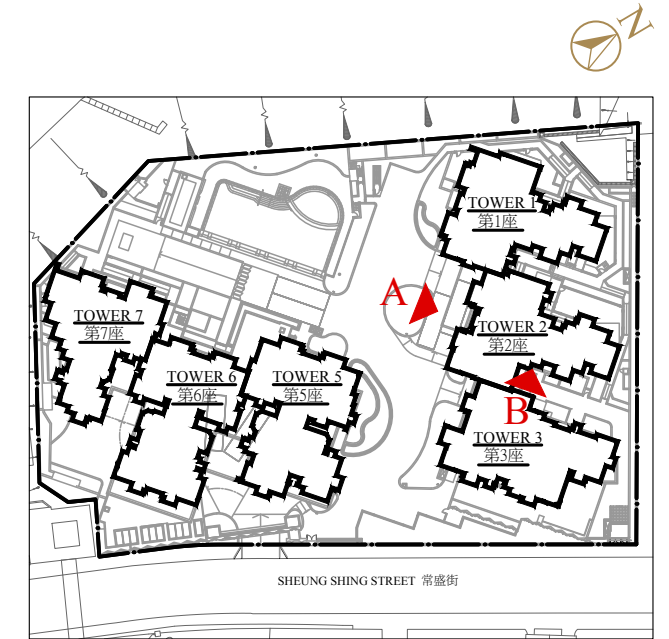


ELEVATION A
立面圖 A

TOWER 2
第2座



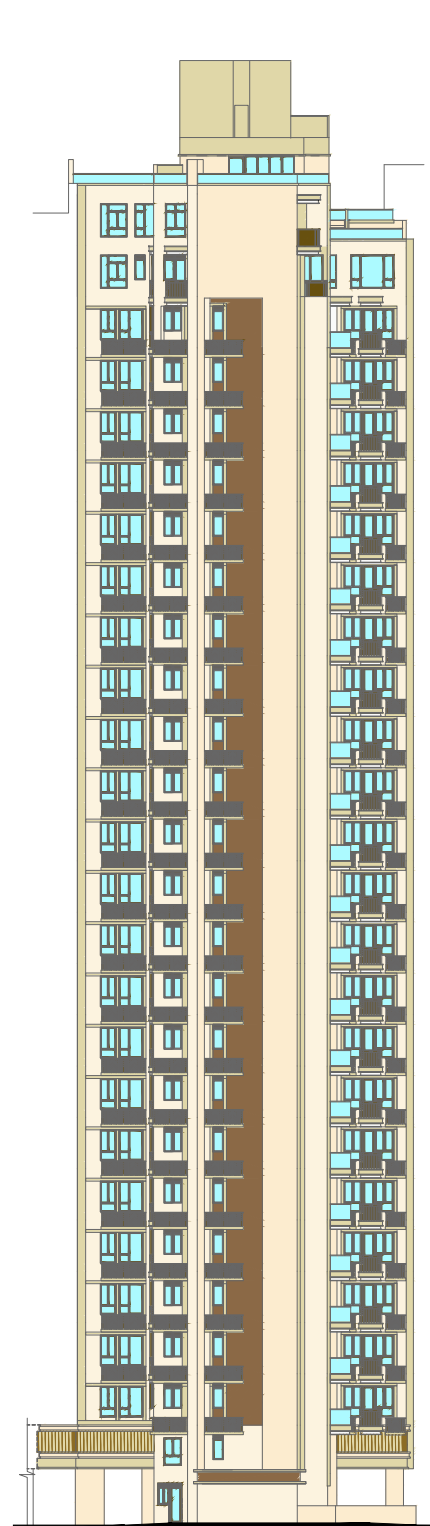
ELEVATION B
立面圖 B



KEY PLAN
示意圖

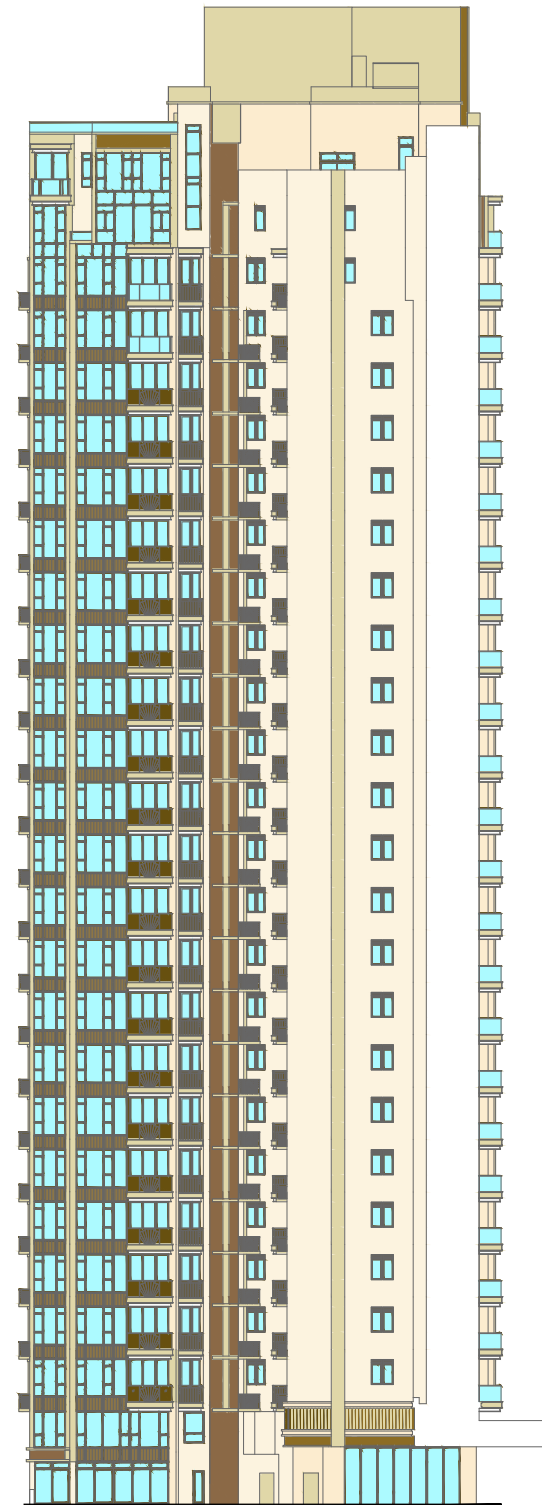
Authorized Person for the Development certified that the elevations shown on this plan:
(a) are prepared on the basis of the approved building plans for the Development as of 17th April 2019; and
(b) are in general accordance with the outward appearance of the Development.

發展項目的認可人士證明本圖顯示的立面：
(a) 以2019年4月17日的情況為準的本項目的經批准的建築圖則為基礎擬備；及
(b) 大致上與本項目的外觀一致。

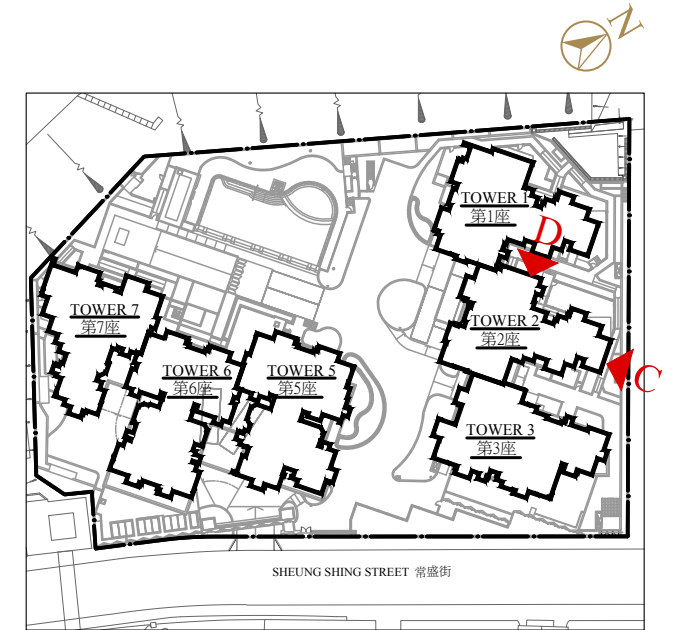


ELEVATION C
立面圖 C

TOWER 2
第2座



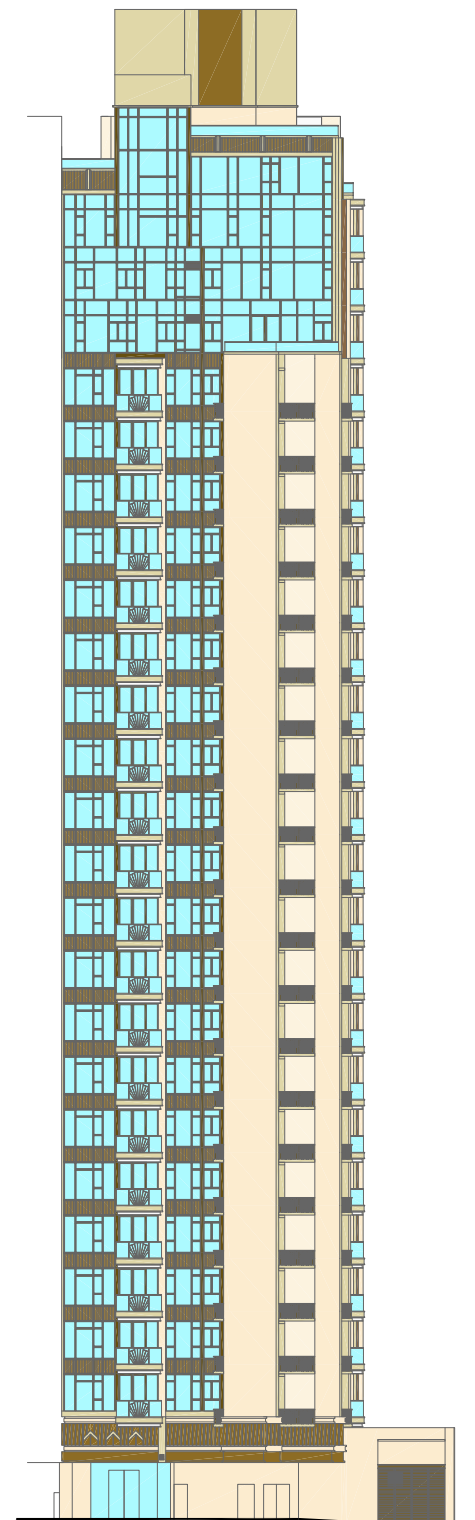
ELEVATION D
立面圖 D



KEY PLAN
示意圖

Authorized Person for the Development certified that the elevations shown on this plan:
(a) are prepared on the basis of the approved building plans for the Development as of 17th April 2019; and
(b) are in general accordance with the outward appearance of the Development.

發展項目的認可人士證明本圖顯示的立面：
(a) 以2019年4月17日的情況為準的本項目的經批准的建築圖則為基礎擬備；及
(b) 大致上與本項目的外觀一致。

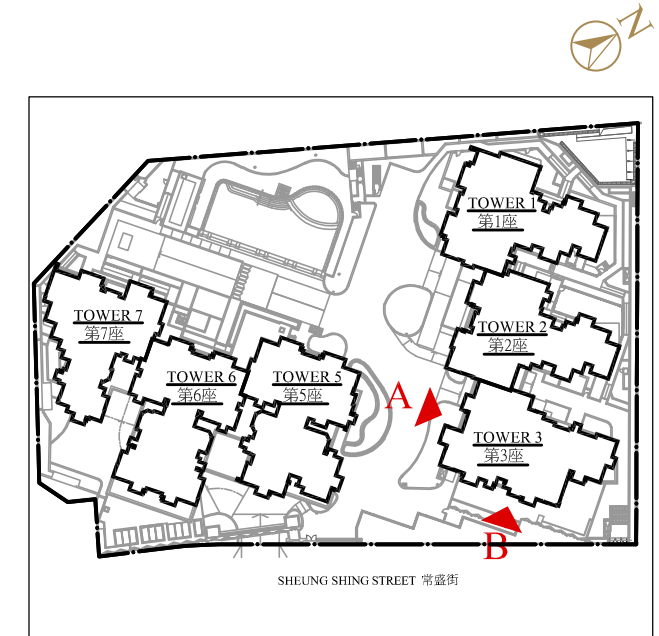


ELEVATION A
立面圖 A

TOWER 3
第3座



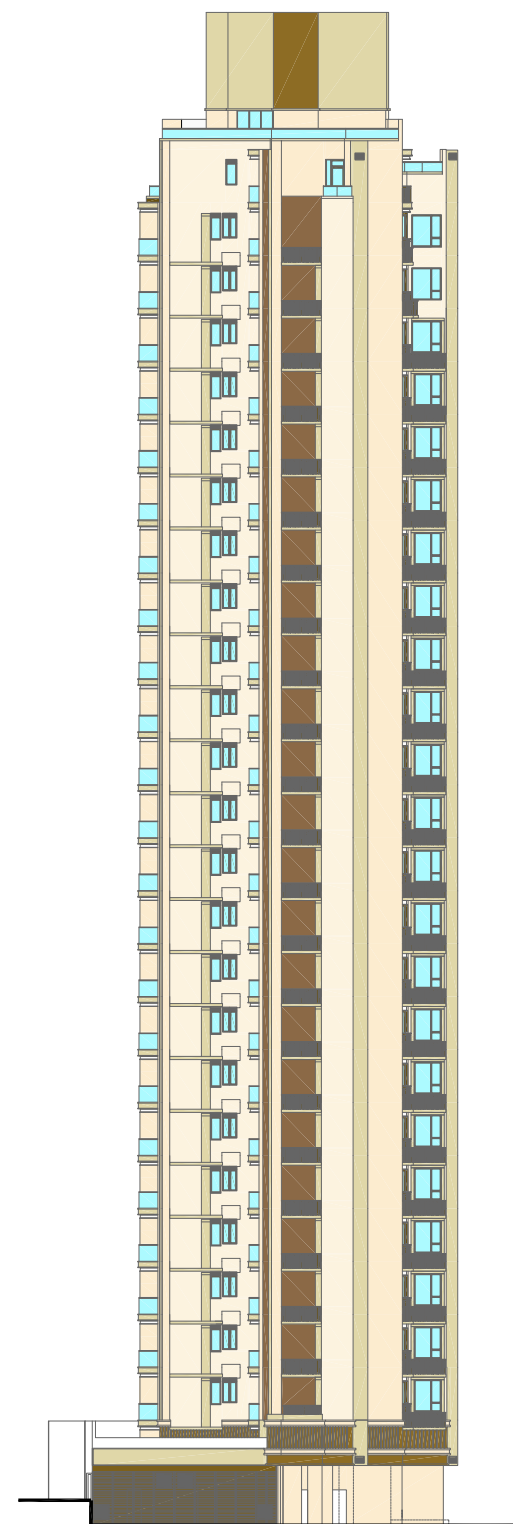
ELEVATION B
立面圖 B



KEY PLAN
示意圖

Authorized Person for the Development certified that the elevations shown on this plan:
(a) are prepared on the basis of the approved building plans for the Development as of 17th April 2019; and
(b) are in general accordance with the outward appearance of the Development.

發展項目的認可人士證明本圖顯示的立面：
(a) 以2019年4月17日的情況為準的本項目的經批准的建築圖則為基礎擬備；及
(b) 大致上與本項目的外觀一致。

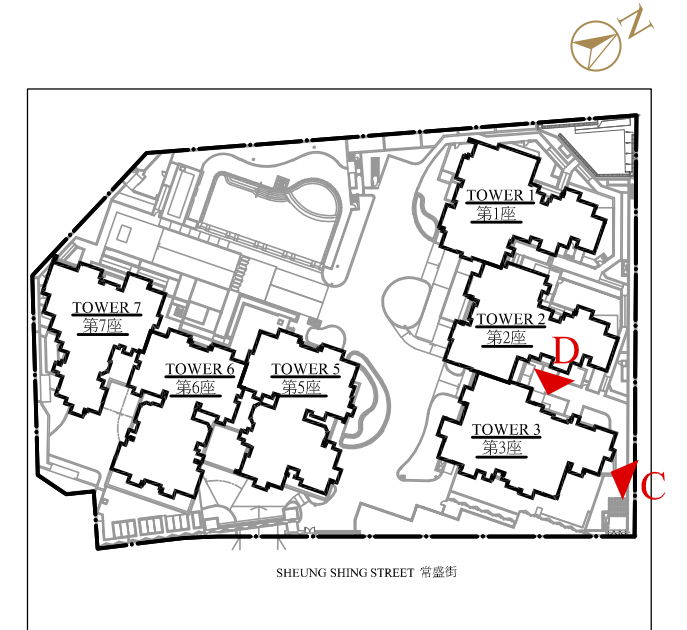


ELEVATION C
立面圖 C

TOWER 3
第3座



ELEVATION D
立面圖 D



KEY PLAN
示意圖

Authorized Person for the Development certified that the elevations shown on this plan:
(a) are prepared on the basis of the approved building plans for the Development as of 17th April 2019; and
(b) are in general accordance with the outward appearance of the Development.

發展項目的認可人士證明本圖顯示的立面：
(a) 以2019年4月17日的情況為準的本項目的經批准的建築圖則為基礎擬備；及
(b) 大致上與本項目的外觀一致。

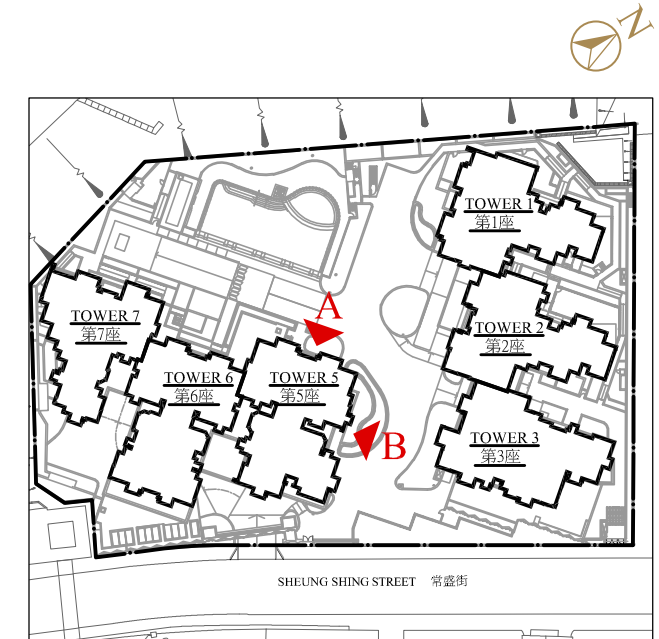
TOWER 5
第5座



ELEVATION A
立面圖 A



ELEVATION B
立面圖 B

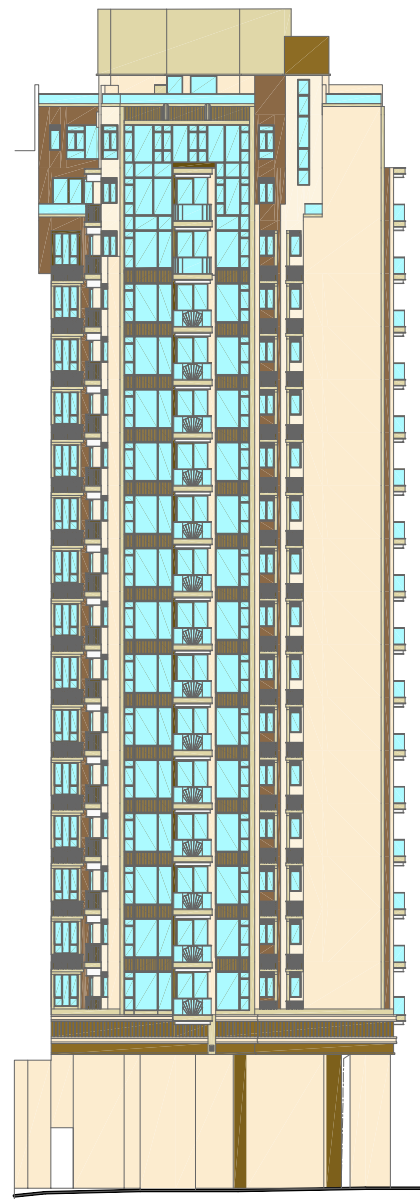


KEY PLAN
示意圖

Authorized Person for the Development certified that the elevations shown on this plan:
(a) are prepared on the basis of the approved building plans for the Development as of 17th April 2019; and
(b) are in general accordance with the outward appearance of the Development.

發展項目的認可人士證明本圖顯示的立面：
(a) 以2019年4月17日的情況為準的本項目的經批准的建築圖則為基礎擬備；及
(b) 大致上與本項目的外觀一致。

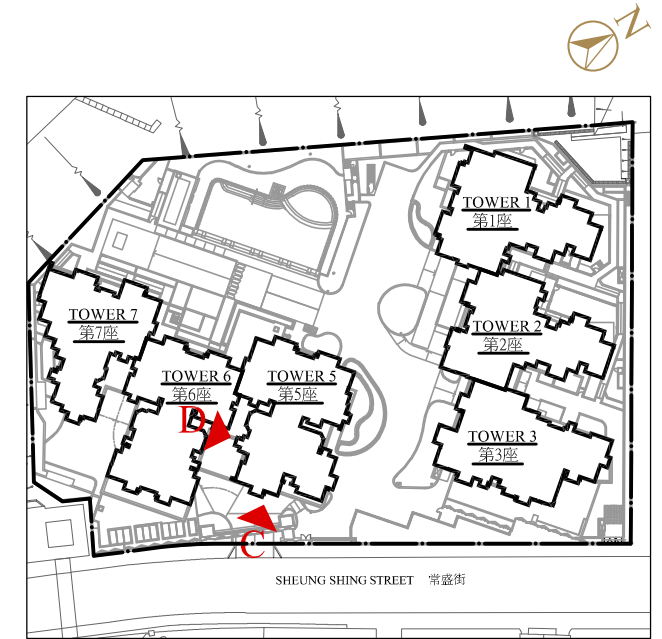
TOWER 5
第5座



ELEVATION C
立面圖 C



ELEVATION D
立面圖 D




KEY PLAN
示意圖

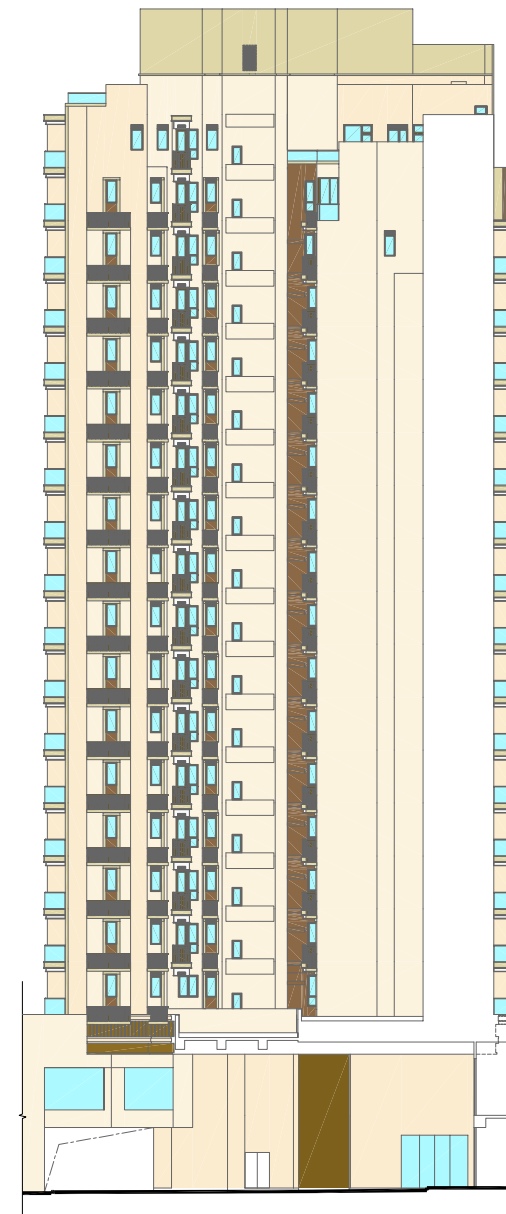
Authorized Person for the Development certified that the elevations shown on this plan:
(a) are prepared on the basis of the approved building plans for the Development as of 17th April 2019; and
(b) are in general accordance with the outward appearance of the Development.

發展項目的認可人士證明本圖顯示的立面：
(a) 以2019年4月17日的情況為準的本項目的經批准的建築圖則為基礎擬備；及
(b) 大致上與本項目的外觀一致。

TOWER 6
第6座



ELEVATION A
立面圖 A



ELEVATION B
立面圖 B




KEY PLAN
示意圖

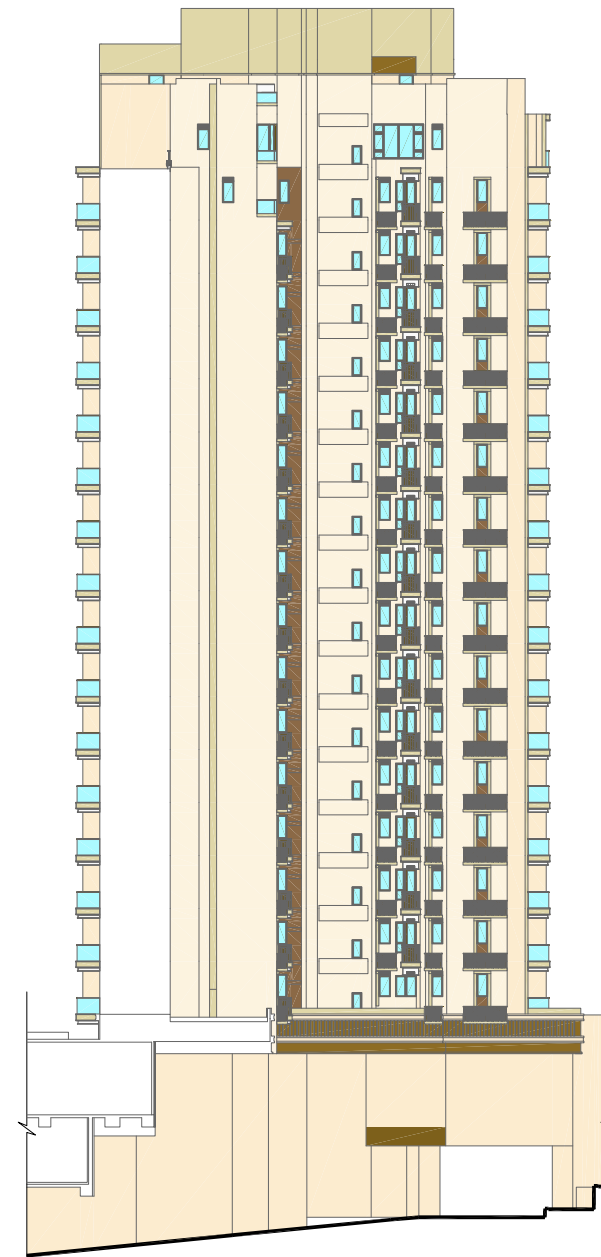
Authorized Person for the Development certified that the elevations shown on this plan:
(a) are prepared on the basis of the approved building plans for the Development as of 17th April 2019; and
(b) are in general accordance with the outward appearance of the Development.

發展項目的認可人士證明本圖顯示的立面：
(a) 以2019年4月17日的情況為準的本項目的經批准的建築圖則為基礎擬備；及
(b) 大致上與本項目的外觀一致。

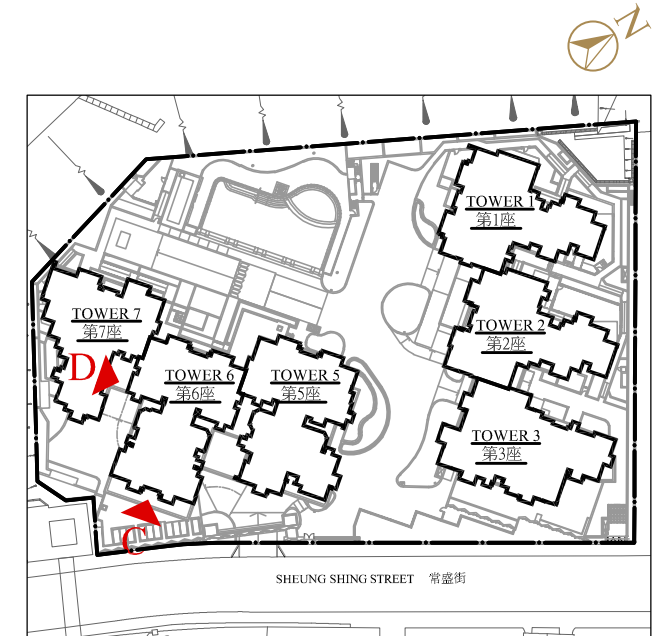
TOWER 6
第6座



ELEVATION C
立面圖 C



ELEVATION D
立面圖 D



KEY PLAN
示意圖


Authorized Person for the Development certified that the elevations shown on this plan:
(a) are prepared on the basis of the approved building plans for the Development as of 17th April 2019; and
(b) are in general accordance with the outward appearance of the Development.

發展項目的認可人士證明本圖顯示的立面：
(a) 以2019年4月17日的情況為準的本項目的經批准的建築圖則為基礎擬備；及
(b) 大致上與本項目的外觀一致。

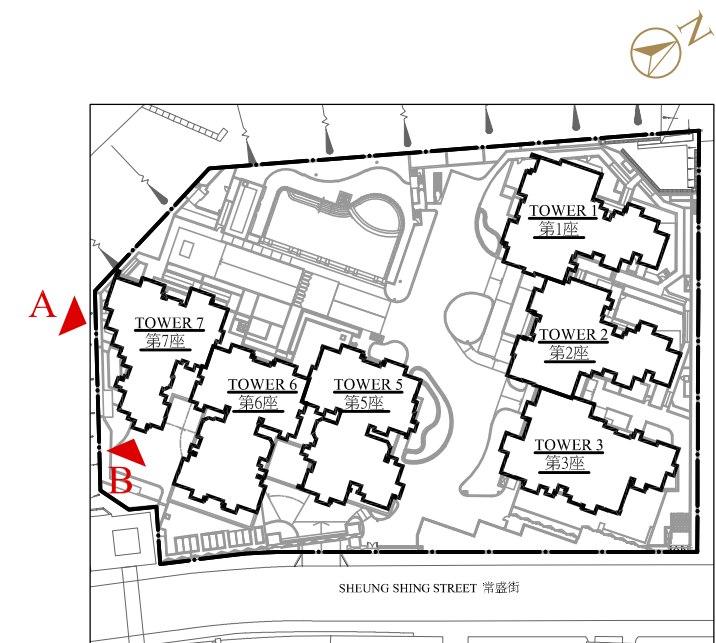
TOWER 7
第7座



ELEVATION A
立面圖 A



ELEVATION B
立面圖 B

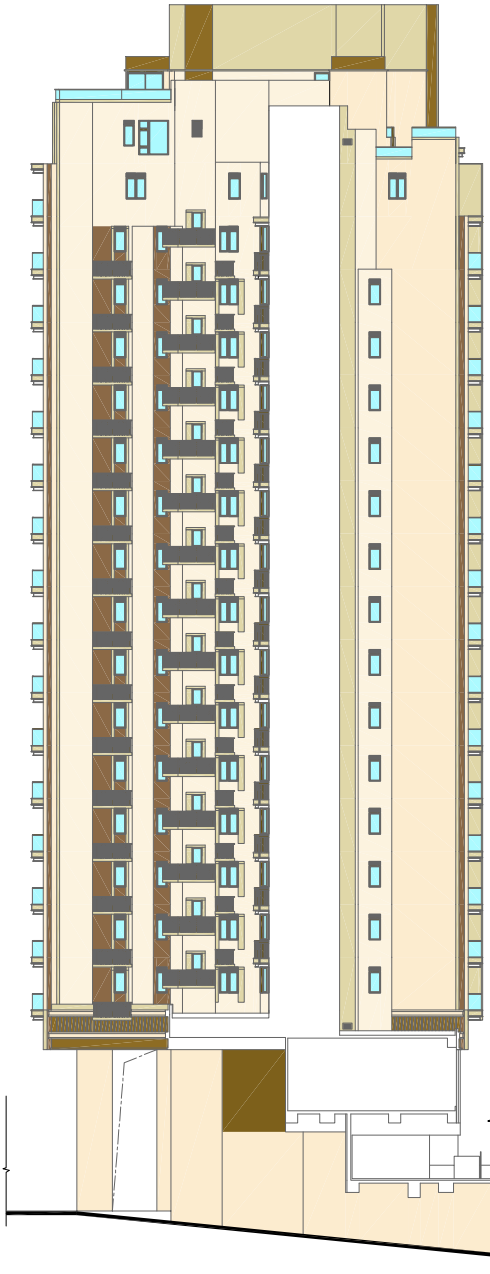


KEY PLAN
示意圖

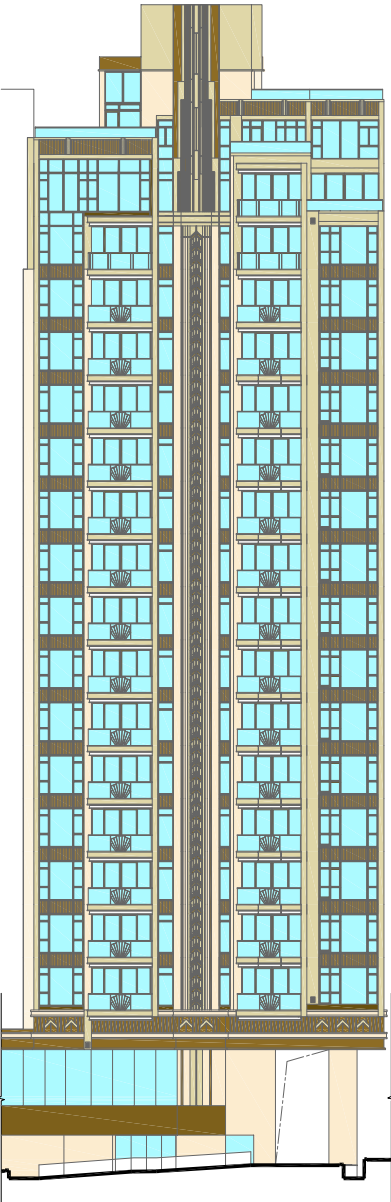
Authorized Person for the Development certified that the elevations shown on this plan:
(a) are prepared on the basis of the approved building plans for the Development as of 17th April 2019; and
(b) are in general accordance with the outward appearance of the Development.

發展項目的認可人士證明本圖顯示的立面：
(a) 以2019年4月17日的情況為準的本項目的經批准的建築圖則為基礎擬備；及
(b) 大致上與本項目的外觀一致。

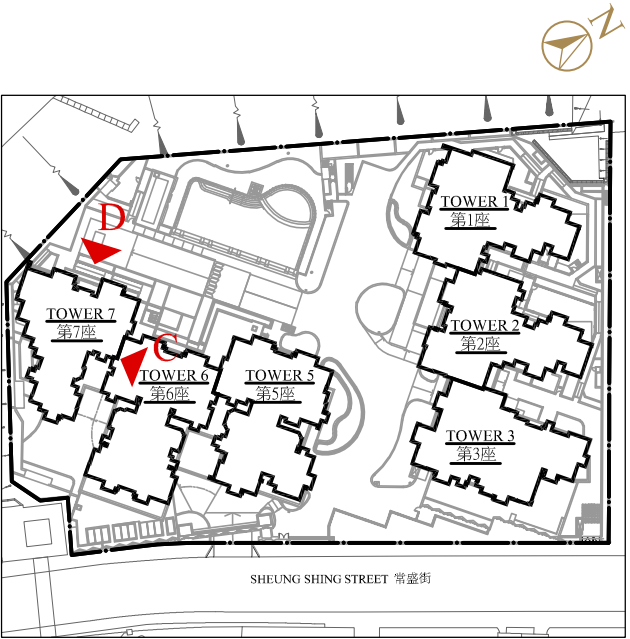
TOWER 7
第7座



ELEVATION C
立面圖 C




ELEVATION D
立面圖 D



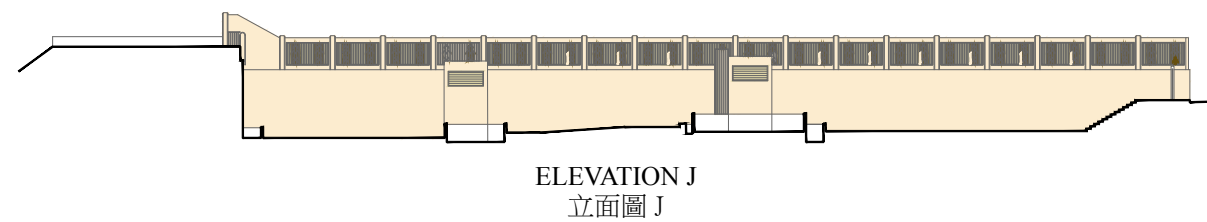

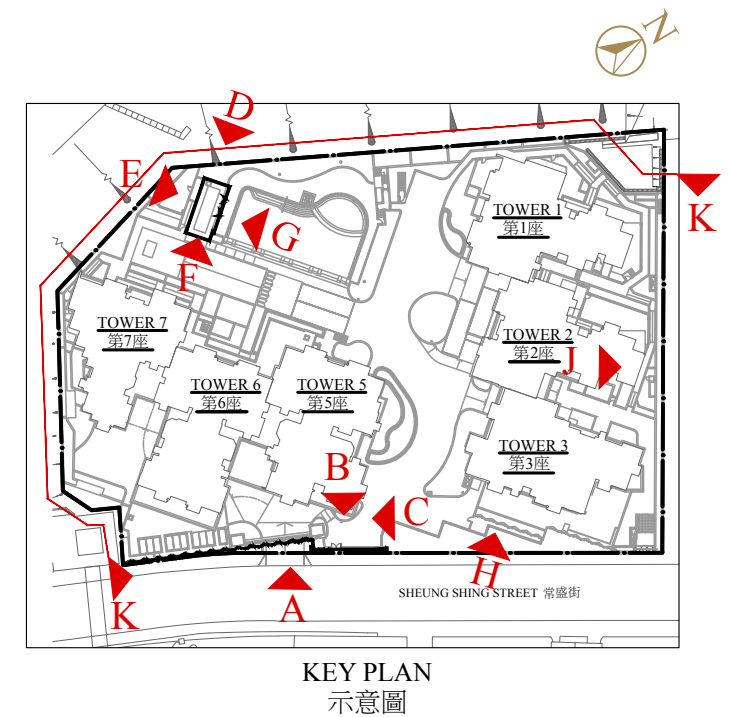
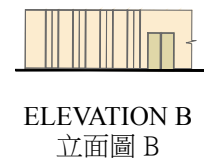
KEY PLAN
示意圖

Authorized Person for the Development certified that the elevations shown on this plan:
(a) are prepared on the basis of the approved building plans for the Development as of 17th April 2019; and
(b) are in general accordance with the outward appearance of the Development.

發展項目的認可人士證明本圖顯示的立面：
(a) 以2019年4月17日的情況為準的本項目的經批准的建築圖則為基礎擬備；及
(b) 大致上與本項目的外觀一致。



PODIUM
基座



Authorized Person for the Development certified that the elevations shown on this plan:
(a) are prepared on the basis of the approved building plans for the Development as of 3rd July 2019; and
(b) are in general accordance with the outward appearance of the Development.

發展項目的認可人士證明本圖顯示的立面：
(a) 以2019年7月3日的情況為準的本項目的經批准的建築圖則為基礎擬備；及
(b) 大致上與本項目的外觀一致。

Common Facilities 公用設施	Floor 樓層	Covered 有上蓋遮蓋		Uncovered 無上蓋遮蓋		Total Area 總面積	
		Area (sq. m.) 面積（平方米）	Area (sq. ft.) 面積（平方呎）	Area (sq. m.) 面積（平方米）	Area (sq. ft.) 面積（平方呎）	Area (sq. m.) 面積（平方米）	Area (sq. ft.) 面積（平方呎）
Residents' clubhouse (including any recreational facilities for residents' use) 住客會所（包括供住客使用的任何康樂設施）	B2/F 地庫2	837.245	9,012	N/A 不適用	N/A 不適用	837.245	9,012
	B1/F 地庫1	92.263	993	N/A 不適用	N/A 不適用	92.263	993
	G/F 地下	240.956	2,594	505.890	5,445	746.846	8,039
	1/F 1樓	922.408	9,929	N/A 不適用	N/A 不適用	922.408	9,929
Communal garden or play area for residents' use on the roof, or on any floor between the roof and the lowest residential floor, of a building in the Development (whether known as a communal sky garden or otherwise) 位於發展項目中的建築物的天台或在天台和最低一層住宅樓層之間的任何一層的、供住客使用的公用花園或遊樂地方 (不論是稱為公用空中花園或有其他名稱)	N/A 不適用	N/A 不適用	N/A 不適用	N/A 不適用	N/A 不適用	N/A 不適用	N/A 不適用
Communal garden or play area for residents' use below the lowest residential floor of a building in the Development (whether known as a covered and landscaped play area or otherwise) 位於發展項目中的建築物的最低一層住宅樓層以下的、供住客使用的公用花園或遊樂地方 (不論是稱為有蓋及園景的遊樂場或有其他名稱)	G/F 地下	1,025.272	11,036	2,056.315	22,134	3,081.587	33,170

Note 附註:
The above areas have been converted to square feet based on a conversion rate of 1 square metre = 10.764 square feet and rounded off to the nearest integer and the area shown in sq.ft. may be slightly different from that shown in sq.m.
上述所列之面積以1平方米 = 10.764平方呎換算至平方呎，並四捨五入至整數。以平方呎計算之面積與以平方米計算之面積可能有些微差異。



1. Copies of outline zoning plans relating to the Development are available for inspection at www.ozp.tpb.gov.hk
2. (a) Copies of the following document are available for inspection at the place at which the residential property is offered to be sold –
the latest draft of every Deed of Mutual Covenant in respect of the specified residential property as at the date on which the specified residential property is offered to be sold.

(b) The inspection is free of charge.

1. 備有關乎本發展項目的分區計劃大綱圖的文本供閱覽的互聯網網站的網址為 www.ozp.tpb.gov.hk
2. (a) 以下文件的文本存放在發售住宅物業的售樓處，以供閱覽 –
指明住宅物業的每一公契在將指明住宅物業提供出售的日期的最新擬稿。

(b) 無須為閱覽付費。



1. Exterior Finishes				
Item		Description		
(a)	External Wall	Type of finishes	Residential tower	Curtain wall, ceramic tiles, aluminium cladding, natural stone cladding, aluminium grille and aluminium louvre
			Podium	Curtain wall, glass wall, ceramic tiles, aluminium cladding, natural stone cladding, aluminium grille and aluminium louvre
(b)	Window	Material of frame	Fluorocarbon coated aluminium frame	
		Material of glass	Living/dining room and bedroom	Insulated Glazing Unit (IGU) with low-e coating glass and tempered glass
			Master bathroom, bathroom, utility room and lavatory	Tinted acid-etched glass
			Kitchen	Tinted heat strengthened glass and tinted glass
(c)	Bay Window	Material of bay window and window sill finishes	Not applicable	
(d)	Planter	Type of finishes	Natural stone planter at Private Garden of Unit A & C at G/F & 1/F of Tower 1 (Duplex), Private Garden of Unit C at G/F & 1/F of Tower 2 (Duplex) and Roof of Unit A at 28/F & 29/F of Tower 3 (Duplex).	
(e)	Verandah or Balcony	Type of finishes	Balcony	Installed with laminated tempered glass balustrade with aluminium capping
			Floor	Natural stone
			Wall	Natural stone, ceramic tiles and aluminium cladding
			Ceiling	Aluminium ceiling panel
		Whether balcony is covered	Balconies are covered	
		Verandah	Not applicable	
(f)	Drying Facilities for Clothing	Type and material	Not applicable	

2. Interior finishes		
Item		Description
(a)	Lobby	<p>Tower entrance lobby at G/F & shuttle lift lobby at B2/F, B1/F & G/F: Floor finished with natural stone on exposed surfaces. Wall finished with natural stone, stainless steel, glass, mirror and leather on exposed surfaces. Ceiling finished with wood veneer, mirror, stainless steel and gypsum board with emulsion paint.</p> <p>Private lift lobby of residential units: All units (Except Unit A & C at G/F & 1/F of Tower 1 (Duplex), Unit A at 27/F, 28/F & 29/F of Tower 1 (Triplex), Unit B at 27/F of Tower 1 and Unit C at G/F & 1/F of Tower 2 (Duplex)): Floor finished with natural stone on exposed surfaces. Wall finished with natural stone, stainless steel and glass on exposed surfaces. Ceiling finished with stainless steel and gypsum board with emulsion paint.</p> <p>For Unit A at 27/F, 28/F & 29/F of Tower 1 (Triplex): Floor finished with cement sand screed. Wall and ceiling finished with plaster and emulsion paint and wall finishes up to ceiling.</p> <p>No private lift lobby for Unit A & C at G/F & 1/F of Tower 1 (Duplex), Unit B at 27/F of Tower 1 and Unit C at G/F & 1/F of Tower 2 (Duplex).</p> <p>Residential floors lift lobby in Tower 1, Tower 2 and Tower 7: Floor finished with natural stone. Wall finished with natural stone. Ceiling finished with gypsum board with emulsion paint.</p> <p>Residential floors lift lobby in Tower 3, Tower 5 and Tower 6: Floor finished with tiles. Wall finished with plaster and emulsion paint. Ceiling finished with aluminium panel.</p>
(b)	Internal wall and ceiling	<p>Living/dining room and bedroom: Wall and ceiling finished with plaster and emulsion paint. Gypsum board bulkhead and false ceiling finished with emulsion paint.</p>
(c)	Internal floor	<p>Living/dining room: All units (Except Unit A at 27/F, 28/F & 29/F of Tower 1 (Triplex) and Unit B at 27/F of Tower 1): Engineered timber flooring and skirting, part of the living room floor finished with natural stone.</p> <p>For Unit A at 27/F, 28/F & 29/F of Tower 1 (Triplex) and Unit B at 27/F of Tower 1: Floor finished with cement sand screed and no skirting provided.</p> <p>Bedroom: All units (Except Unit A at 27/F, 28/F & 29/F of Tower 1 (Triplex) and Unit B at 27/F of Tower 1): Engineered timber flooring and skirting.</p> <p>For Unit A at 27/F, 28/F & 29/F of Tower 1 (Triplex) and Unit B at 27/F of Tower 1: Floor finished with cement sand screed and no skirting provided.</p>
(d)	Bathroom	<p>Master bathroom/bathroom: All units (Except Unit A at 27/F, 28/F & 29/F of Tower 1 (Triplex) and Unit B at 27/F of Tower 1): Floor finished with natural stone on exposed surfaces. Wall finished with natural stone on exposed surfaces and up to false ceiling. Wall behind vanity counter and mirror cabinets partially finished with ceramic tiles. Ceiling finished with aluminium, stainless steel, mirror and gypsum board with emulsion paint.</p> <p>For Unit A at 27/F, 28/F & 29/F of Tower 1 (Triplex) and Unit B at 27/F of Tower 1: Floor finished with cement sand screed. Wall and ceiling finished with plaster and emulsion paint and wall finishes up to ceiling.</p>

2. Interior finishes		
Item	Description	
(e)	Kitchen	<p>All units (Except Unit A at 27/F, 28/F & 29/F of Tower 1 (Triplex) and Unit B at 27/F of Tower 1): Floor finished with natural stone on exposed surfaces, floor under kitchen cabinet finished with ceramic tiles. Wall finished with natural stone and stainless steel on exposed surfaces and up to false ceiling. Wall behind kitchen cabinet finished with ceramic tiles. The cooking bench finished with natural stone.</p> <p>For Unit A at 27/F, 28/F & 29/F of Tower 1 (Triplex) and Unit B at 27/F of Tower 1: Floor finished with cement sand screed. Wall and ceiling finished with plaster and emulsion paint and wall finishes up to ceiling. No cooking bench provided.</p> <p>For the following units, ceiling finished with aluminium, wood veneer, stainless steel and gypsum board with emulsion paint: Unit A & C at G/F & 1/F of Tower 1 (Duplex) ; Unit A at 26/F of Tower 1 ; Unit C at 28/F & 29/F of Tower 1 (Duplex) ; Unit C at G/F & 1/F of Tower 2 (Duplex) ; Unit A at 27/F & 28/F of Tower 2 (Duplex) ; Unit B & C at 28/F & 29/F of Tower 2 (Duplex) ; Unit A at 26/F of Tower 3 ; Unit A at 27/F of Tower 3 ; Unit A at 28/F & 29/F of Tower 3 (Duplex) ; Unit A at 19/F & 20/F of Tower 5 (Duplex) ; Unit B at 20/F & 21/F of Tower 5 (Duplex) ; Unit A at 19/F & 20/F of Tower 6 (Duplex) ; Unit B at 20/F & 21/F of Tower 6 (Duplex) ; Unit A at 19/F & 20/F of Tower 7 (Duplex) ; Unit B at 20/F & 21/F of Tower 7 (Duplex) ;</p> <p>For the following units, ceiling finished with aluminium and gypsum board with emulsion paint: Unit A & B at 2/F-3/F, 5/F-12/F, 15/F-23/F & 25/F of Tower 1 ; Unit C at 2/F-3/F, 5/F-12/F, 15/F-23/F, 25/F-27/F of Tower 1 ; Unit A at 2/F-3/F, 5/F-12/F, 15/F-23/F & 25/F-26/F of Tower 2 ; Unit B & C at 2/F-3/F, 5/F-12/F, 15/F-23/F & 25/F-27/F of Tower 2 ; Unit A & B at 2/F-3/F, 5/F-12/F, 15/F-23/F & 25/F of Tower 3 ; Unit C & D at 2/F-3/F, 5/F-12/F, 15/F-23/F & 25/F-28/F of Tower 3 ; Unit C at 29/F of Tower 3 ; Unit A at 2/F-3/F, 5/F-12/F, 15/F-18/F of Tower 5 ; Unit B, C & D at 2/F-3/F, 5/F-12/F, 15/F-19/F of Tower 5 ; Unit C at 20/F & 21/F of Tower 5 (Duplex) ; Unit D at 20/F & 21/F of Tower 5 (Duplex) ; Unit A at 2/F-3/F, 5/F-12/F, 15/F-18/F of Tower 6 ; Unit B at 2/F-3/F, 5/F-12/F, 15/F-19/F of Tower 6 ; Unit C & D at 2/F-3/F, 5/F-12/F, 15/F-20/F of Tower 6 ; Unit C at 21/F of Tower 6 ; Unit A at 2/F-3/F, 5/F-12/F, 15/F-18/F of Tower 7 ; Unit B & C at 2/F-3/F, 5/F-12/F, 15/F-19/F of Tower 7 ; Unit C at 20/F & 21/F of Tower 7 (Duplex)</p>

3. Interior fittings		
Item	Description	
(a)	Doors	<p>Main entrance door: All units (Except Unit A at 27/F, 28/F & 29/F of Tower 1 (Triplex) and Unit B at 27/F of Tower 1): Solid core timber door and timber door frame with wood veneer and stainless steel finishes; fitted with architraves, lockset, door closer and eye viewer.</p> <p>For Unit A at 27/F, 28/F & 29/F of Tower 1 (Triplex) and Unit B at 27/F of Tower 1, solid core timber door and timber door frame with wood veneer; fitted with lockset and door closer.</p> <p>Doorway from private area to Common Area: All units (Except Unit A at 27/F, 28/F & 29/F of Tower 1 (Triplex) and Unit B at 27/F of Tower 1): Solid core timber door and timber door frame with wood veneer and stainless steel finishes, fitted with architraves, lockset, door closer and eye viewer.</p> <p>For Unit A at 27/F, 28/F & 29/F of Tower 1 (Triplex) and Unit B at 27/F of Tower 1, solid core timber door and timber door frame with wood veneer; fitted with lockset and door closer.</p> <p>Kitchen door: All units (Except Unit A at 27/F, 28/F & 29/F of Tower 1 (Triplex) and Unit B at 27/F of Tower 1): Fire rated solid core timber door and timber door frame with wood veneer; fitted with door closer.</p> <p>For Unit A at 27/F, 28/F & 29/F of Tower 1 (Triplex) and Unit B at 27/F of Tower 1, solid core timber door and timber door frame with wood veneer; fitted with door closer.</p> <p>Bedroom and Store door: All units (Except Unit A at 27/F, 28/F & 29/F of Tower 1 (Triplex) and Unit B at 27/F of Tower 1): Solid core timber door and timber door frame with wood veneer, fitted with architraves and lockset.</p> <p>For Unit A at 27/F, 28/F & 29/F of Tower 1 (Triplex) and Unit B at 27/F of Tower 1, solid core timber door and timber door frame with wood veneer; fitted with lockset.</p> <p>Closet door: Solid core timber door and timber door frame with wood veneer, fitted with lockset.</p> <p>Master bathroom door: All units (Except Unit A at 27/F, 28/F & 29/F of Tower 1 (Triplex) and Unit B at 27/F of Tower 1): Solid core timber door and timber door frame with wood veneer finishes; fitted with architraves and lockset.</p> <p>For Unit A at 27/F, 28/F & 29/F of Tower 1 (Triplex) and Unit B at 27/F of Tower 1, solid core timber door and timber door frame with wood veneer; fitted with lockset.</p> <p>For the following units, solid core timber door and timber door frame with wood veneer and wood louver; fitted with architraves and lockset: Unit B at 27/F of Tower 2 ; Unit A at 26/F of Tower 3 ; Unit A at 27/F of Tower 3 ; Unit C at 19/F of Tower 5; Unit A at 19/F & 20/F of Tower 6 (Duplex); Unit B at 19/F of Tower 6; Unit B at 20/F & 21/F of Tower 6 (Duplex); Unit C at 21/F of Tower 6</p> <p>Bathroom and powder room door: Solid core timber door and timber door frame with wood veneer; fitted with architraves and lockset, except the following units:</p> <p>For the following units, solid core timber door and timber door frame with wood veneer and wood louver; fitted with architraves and lockset: Bathroom 2 of Unit C at G/F & 1/F of Tower 1 (Duplex); Bathroom 3 of Unit C at G/F & 1/F of Tower 1 (Duplex) (For the door between Bathroom 3 and Bedroom 3); Bathroom 3 of Unit B at 2/F-3/F, 5/F-12/F, 15/F-23/F&25/F of Tower 1 ; Bathroom 2 of Unit C at 2/F-3/F, 5/F-12/F, 15/F-23/F&25/F of Tower 1 ; Bathroom 4 of Unit A at 26/F of Tower 1 ; Bathroom 2 of Unit C at 26/F of Tower 1 ; Bathroom 6 & 7 of Unit A at 27/F, 28/F & 29/F of Tower 1 (Triplex); Bathroom 2 of Unit C at 27/F of Tower 1 ; Bathroom 4 of Unit C at 28/F & 29/F of Tower 1 (Duplex); Bathroom 2 of Unit C at G/F & 1/F of Tower 2 (Duplex);</p>



3. Interior fittings		
Item		Description
(a)	Doors	Bathroom 3 of Unit C at G/F & 1/F of Tower 2 (Duplex) (For the door between Bathroom 3 and Bedroom 3); Bathroom 2 of Unit B at 2/F-3/F, 5/F-12/F, 15/F-23/F&25/F-26/F of Tower 2 ; Bathroom 2 of Unit C at 2/F-3/F, 5/F-12/F, 15/F-23/F&25/F-26/F of Tower 2 ; Bathroom 4 of Unit A at 27/F & 28/F of Tower 2 (Duplex); Bathroom 2 of Unit B at 27/F of Tower 2 ; Bathroom 2 of Unit C at 27/F of Tower 2 ; Bathroom 2 & 5 of Unit B at 28/F & 29/F of Tower 2 (Duplex); Bathroom 4 of Unit C at 28/F & 29/F of Tower 2 (Duplex); Bathroom 3 of Unit A at 2/F-3/F, 5/F-12/F, 15/F-23/F&25/F of Tower 3 ; Bathroom 2 of Unit B at 2/F-3/F, 5/F-12/F, 15/F-23/F&25/F of Tower 3 ; Bathroom 3 of Unit A at 26/F of Tower 3 ; Bathroom 2, 3 & 4 of Unit A at 28/F & 29/F of Tower 3 (Duplex); Bathroom 2 of Unit C at 29/F of Tower 3 ; Bathroom 2 of Unit B at 2/F-3/F, 5/F-12/F, 15/F-18/F of Tower 5 ; Bathroom 2 of Unit C at 2/F-3/F, 5/F-12/F, 15/F-18/F of Tower 5 (For the door between Bathroom 2 and Bedroom 2); Bathroom 2 of Unit D at 2/F-3/F, 5/F-12/F, 15/F-18/F of Tower 5 (For the door between Bathroom 2 and Bedroom 2); Bathroom 3 of Unit A at 19/F & 20/F of Tower 5 (Duplex); Bathroom 2 of Unit B at 19/F of Tower 5; Bathroom 3 of Unit B at 20/F & 21/F of Tower 5 (Duplex); Bathroom 3 of Unit C at 20/F & 21/F of Tower 5 (Duplex); Bathroom 2 of Unit D at 20/F & 21/F of Tower 5 (Duplex); Bathroom 2 of Unit A at 2/F-3/F, 5/F-12/F, 15/F-18/F of Tower 6 ; Bathroom 2 of Unit B at 2/F-3/F, 5/F-12/F, 15/F-18/F of Tower 6 ; Bathroom 2 of Unit C at 2/F-3/F, 5/F-12/F, 15/F-18/F of Tower 6 (For the door between Bathroom 2 and Bedroom 2); Bathroom 2 of Unit D at 2/F-3/F, 5/F-12/F, 15/F-18/F of Tower 6 (For the door between Bathroom 2 and Bedroom 2); Bathroom 4 of Unit A at 19/F & 20/F of Tower 6 (Duplex); Bathroom 2 of Unit B at 19/F of Tower 6; Bathroom 2 of Unit C at 19/F of Tower 6; Bathroom 2 of Unit D at 19/F of Tower 6; Bathroom 3 & 5 of Unit B at 20/F & 21/F of Tower 6 (Duplex); Bathroom 2 of Unit C at 20/F of Tower 6; Bathroom 2 of Unit D at 20/F of Tower 6; Bathroom 3 of Unit C at 21/F of Tower 6; Bathroom 3 of Unit A at 2/F-3/F, 5/F-12/F, 15/F-18/F of Tower 7 ; Bathroom 2 of Unit B at 2/F-3/F, 5/F-12/F, 15/F-18/F of Tower 7 ; Bathroom 2 of Unit C at 2/F-3/F, 5/F-12/F, 15/F-18/F of Tower 7 ; Bathroom 2 & 4 of Unit A at 19/F & 20/F of Tower 7 (Duplex); Bathroom 3 of Unit B at 19/F of Tower 7; Bathroom 5 of Unit B at 20/F & 21/F of Tower 7 (Duplex); Bathroom 3 of Unit C at 20/F & 21/F of Tower 7 (Duplex)

3. Interior fittings		
Item		Description
(a)	Doors	Utility Room: For all units (Except Unit B at 20/F & 21/F of Tower 5 (Duplex): Solid core timber door and timber door frame with wood veneer finishes, fitted with architraves and lockset. For Unit B at 20/F & 21/F of Tower 5 (Duplex), solid core timber door and timber door frame with wood veneer finishes and wood louver; fitted with architraves and lockset. Balcony/Utility Platform/Roof/Flat Roof Door: Glass door with fluorocarbon coated aluminium frame. Door from Living/Dining Room/Kitchen to Private Garden: Glass door with fluorocarbon coated aluminium frame. Filtration Plant Room Door: Solid core timber door and timber door frame with wood veneer finishes with lockset. Lavatory Door: Glass door with aluminium frame. Door from Private Garden to Common Area: Aluminium door with lockset.



3. Interior fittings		
Item	Description	
(b)	Bathroom	<p>All units (Except Unit A at 27/F, 28/F & 29/F of Tower 1 (Triplex) and Unit B at 27/F of Tower 1): Wooden mirror cabinet with glass and stainless steel. Wooden vanity counter with stainless steel, wood veneer and glass. Natural stone countertop. Vitreous china water closet.</p> <p>For Unit A at 27/F, 28/F & 29/F of Tower 1 (Triplex) (no bathroom cabinet provided): Vitreous china water closet. Vitreous china wash basin with chrome plated basin mixer. Chrome plated shower set provided inside Bathroom 3. Enameled steel bathtub in size of 1500mm(L) x 700mm(W), chrome plated mixer and chrome plated shower set provided inside Master Bathroom, Bathroom 2, 5, 6 and 7.</p> <p>For Unit B at 27/F of Tower 1 (no bathroom cabinet provided): Vitreous china water closet. Vitreous china wash basin with chrome plated basin mixer.</p> <p>For following units, natural stone wash basin with PVD polished gold colour basin mixer provided in the master bathroom: Unit A & C at G/F & 1/F of Tower 1 (Duplex) ; Unit A at 26/F of Tower 1 ; Unit C at 28/F & 29/F of Tower 1 (Duplex) ; Unit C at G/F & 1/F of Tower 2 (Duplex) ; Unit A at 27/F & 28/F of Tower 2 (Duplex) ; Unit B & C at 28/F & 29/F of Tower 2 (Duplex) ; Unit A at 26/F of Tower 3 ; Unit A at 27/F of Tower 3 ; Unit A at 28/F & 29/F of Tower 3 (Duplex) ; Unit A at 19/F & 20/F of Tower 5 (Duplex) ; Unit B at 20/F & 21/F of Tower 5 (Duplex) ; Unit A at 19/F & 20/F of Tower 6 (Duplex) ; Unit B at 20/F & 21/F of Tower 6 (Duplex) ; Unit A at 19/F & 20/F of Tower 7 (Duplex) ; Unit B at 20/F & 21/F of Tower 7 (Duplex) ;</p> <p>For following units, natural stone wash basin with PVD polished gold colour basin mixer provided in powder room: Unit A & C at G/F & 1/F of Tower 1 (Duplex) ; Unit A at 26/F of Tower 1 ; Unit C at 28/F & 29/F of Tower 1 (Duplex) ; Unit C at G/F & 1/F of Tower 2 (Duplex) ; Unit A at 27/F & 28/F of Tower 2 (Duplex) ; Unit B & C at 28/F & 29/F of Tower 2 (Duplex) ; Unit A at 26/F of Tower 3 ; Unit A at 27/F of Tower 3 ; Unit A at 28/F & 29/F of Tower 3 (Duplex) ; Unit A at 19/F & 20/F of Tower 5 (Duplex) ; Unit B at 20/F & 21/F of Tower 5 (Duplex) ; Unit C & D at 20/F & 21/F of Tower 5 (Duplex) ; Unit A at 19/F & 20/F of Tower 6 (Duplex) ; Unit B at 20/F & 21/F of Tower 6 (Duplex) ; Unit A at 19/F & 20/F of Tower 7 (Duplex) ; Unit C at 20/F & 21/F of Tower 7 (Duplex) ;</p>

3. Interior fittings		
Item	Description	
(b)	Bathroom	<p>For following units, vitreous china wash basin with PVD polished gold colour basin mixer provided in the master bathroom: Unit C at 29/F of Tower 3 ; Unit C at 20/F & 21/F of Tower 5 (Duplex) ; Unit D at 20/F & 21/F of Tower 5 (Duplex) ; Unit C at 21/F of Tower 6 ; Unit C at 20/F & 21/F of Tower 7 (Duplex) ;</p> <p>For following units, vitreous china wash basin with PVD polished gold colour basin mixer provided in the bathroom: Unit A & C at G/F & 1/F of Tower 1 (Duplex) ; Unit A at 26/F of Tower 1 ; Unit C at 28/F & 29/F of Tower 1 (Duplex) ; Unit C at G/F & 1/F of Tower 2 (Duplex) ; Unit A at 27/F & 28/F of Tower 2 (Duplex) ; Unit B & C at 28/F & 29/F of Tower 2 (Duplex) ; Unit A at 26/F of Tower 3 ; Unit A at 27/F of Tower 3 ; Unit A at 28/F & 29/F of Tower 3 (Duplex) ; Unit C at 29/F of Tower 3 ; Unit A at 19/F & 20/F of Tower 5 (Duplex) ; Unit B at 20/F & 21/F of Tower 5 (Duplex) ; Unit C at 20/F & 21/F of Tower 5 (Duplex) ; Unit D at 20/F & 21/F of Tower 5 (Duplex) ; Unit A at 19/F & 20/F of Tower 6 (Duplex) ; Unit B at 20/F & 21/F of Tower 6 (Duplex) ; Unit C at 21/F of Tower 6 ; Unit A at 19/F & 20/F of Tower 7 (Duplex) ; Unit B at 20/F & 21/F of Tower 7 (Duplex) ; Unit C at 20/F & 21/F of Tower 7 (Duplex) ;</p> <p>For following units, vitreous china wash basin with chrome plated basin mixer provided in master bathroom and bathroom: Unit A & B at 2/F-3/F, 5/F-12/F, 15/F-23/F & 25/F of Tower 1 ; Unit C at 2/F-3/F, 5/F-12/F, 15/F-23/F, 25/F-27/F of Tower 1 ; Unit A at 2/F-3/F, 5/F-12/F, 15/F-23/F & 25/F-26/F of Tower 2 ; Unit B & C at 2/F-3/F, 5/F-12/F, 15/F-23/F & 25/F-27/F of Tower 2 ; Unit A & B at 2/F-3/F, 5/F-12/F, 15/F-23/F & 25/F of Tower 3 ; Unit C & D at 2/F-3/F, 5/F-12/F, 15/F-23/F & 25/F-28/F of Tower 3 ; Unit A at 2/F-3/F, 5/F-12/F, 15/F-18/F of Tower 5 ; Unit B, C & D at 2/F-3/F, 5/F-12/F, 15/F-19/F of Tower 5 ; Unit A at 2/F-3/F, 5/F-12/F, 15/F-18/F of Tower 6 ; Unit B at 2/F-3/F, 5/F-12/F, 15/F-19/F of Tower 6 ; Unit C & D at 2/F-3/F, 5/F-12/F, 15/F-20/F of Tower 6 ; Unit A at 2/F-3/F, 5/F-12/F, 15/F-18/F of Tower 7 ; Unit B & C at 2/F-3/F, 5/F-12/F, 15/F-19/F of Tower 7 ;</p>



3. Interior fittings		
Item	Description	
(b)	Bathroom	<p>Shower compartment inside master bathroom: For the following units, shower compartment inside master bathroom equipped with PVD polished gold colour shower set, PVD polished gold colour wall mounted water jets and PVD polished gold colour ceiling mounted shower head: Unit A & C at G/F & 1/F of Tower 1 (Duplex) ; Unit A at 26/F of Tower 1 ; Unit C at 28/F & 29/F of Tower 1 (Duplex) ; Unit C at G/F & 1/F of Tower 2 (Duplex) ; Unit A at 27/F & 28/F of Tower 2 (Duplex) ; Unit B & C at 28/F & 29/F of Tower 2 (Duplex) ; Unit A at 26/F of Tower 3 ; Unit A at 27/F of Tower 3 ; Unit A at 28/F & 29/F of Tower 3 (Duplex) ; Unit A at 19/F & 20/F of Tower 5 (Duplex) ; Unit B at 20/F & 21/F of Tower 5 (Duplex) ; Unit A at 19/F & 20/F of Tower 6 (Duplex) ; Unit B at 20/F & 21/F of Tower 6 (Duplex) ; Unit A at 19/F & 20/F of Tower 7 (Duplex) ; Unit B at 20/F & 21/F of Tower 7 (Duplex) ;</p> <p>For the following units, shower compartment inside master bathroom is equipped with mirror steel shower panel: Unit C at 29/F of Tower 3 ; Unit C at 20/F & 21/F of Tower 5 (Duplex) ; Unit D at 20/F & 21/F of Tower 5 (Duplex) ; Unit C at 21/F of Tower 6; Unit C at 20/F & 21/F of Tower 7 (Duplex) ;</p> <p>For the following units, shower compartment inside master bathroom is equipped with polished stainless steel shower panel: Unit A & B at 2/F-3/F, 5/F-12/F, 15/F-23/F & 25/F of Tower 1 ; Unit C at 2/F-3/F, 5/F-12/F, 15/F-23/F, 25/F-27/F of Tower 1 ; Unit A at 2/F-3/F, 5/F-12/F, 15/F-23/F & 25/F-26/F of Tower 2 ; Unit B & C at 2/F-3/F, 5/F-12/F, 15/F-23/F & 25/F-27/F of Tower 2 ; Unit A & B at 2/F-3/F, 5/F-12/F, 15/F-23/F & 25/F of Tower 3 ; Unit C & D at 2/F-3/F, 5/F-12/F, 15/F-23/F & 25/F-28/F of Tower 3 ; Unit A at 2/F-3/F, 5/F-12/F, 15/F-18/F of Tower 5 ; Unit B, C & D at 2/F-3/F, 5/F-12/F, 15/F-19/F of Tower 5 ; Unit A at 2/F-3/F, 5/F-12/F, 15/F-18/F of Tower 6 ; Unit B at 2/F-3/F, 5/F-12/F, 15/F-19/F of Tower 6 ; Unit C & D at 2/F-3/F, 5/F-12/F, 15/F-20/F of Tower 6 ; Unit A at 2/F-3/F, 5/F-12/F, 15/F-18/F of Tower 7 ; Unit B & C at 2/F-3/F, 5/F-12/F, 15/F-19/F of Tower 7 ;</p>

3. Interior fittings		
Item	Description	
(b)	Bathroom	<p>Shower compartment inside bathroom: For the following units, shower compartment inside bathroom is equipped with mirror steel shower panel: Bathroom 2 of Unit A at G/F & 1/F of Tower 1 (Duplex) ; Bathroom 3 of Unit A at 26/F of Tower 1 ; Bathroom 3 of Unit A at 27/F & 28/F of Tower 2 (Duplex) ; Bathroom 3 of Unit B at 28/F & 29/F of Tower 2 (Duplex) ; Bathroom 3 of Unit A at 27/F of Tower 3 ; Bathroom 2, 3, & 5 of Unit A at 28/F & 29/F of Tower 3 (Duplex) ; Bathroom 3 of Unit A at 19/F & 20/F of Tower 5 (Duplex) ; Bathroom 2 of Unit B at 20/F & 21/F of Tower 5 (Duplex) ; Bathroom 3 of Unit B at 20/F & 21/F of Tower 7 (Duplex) ;</p> <p>For the following units, shower compartment inside bathroom is equipped with PVD polished gold colour shower column: Bathroom 3 of Unit A at G/F & 1/F of Tower 1 (Duplex) ; Bathroom 4 of Unit C at G/F & 1/F of Tower 1 (Duplex) ; Bathroom 4 of Unit A at 26/F of Tower 1 ; Bathroom 2 of Unit C at 28/F & 29/F of Tower 1 (Duplex) ; Bathroom 4 of Unit C at G/F & 1/F of Tower 2 (Duplex) ; Bathroom 1 of Unit B at 28/F & 29/F of Tower 2 (Duplex) ; Bathroom 2 of Unit C at 28/F & 29/F of Tower 2 (Duplex) ; Bathroom 4 of Unit A at 26/F of Tower 3 ; Bathroom 4 of Unit A at 27/F of Tower 3 ; Bathroom 4 of Unit A at 28/F & 29F of Tower 3 (Duplex) ; Bathroom 2 & 4 of Unit C at 29/F of Tower 3 ; Bathroom 2 of Unit A at 19/F & 20/F of Tower 5 (Duplex) ; Bathroom 3 & 4 of Unit B at 20/F & 21/F of Tower 5 (Duplex) ; Bathroom 2 & 3 of Unit C at 20/F & 21/F of Tower 5 (Duplex) ; Bathroom 2 of Unit D at 20/F & 21/F of Tower 5 (Duplex) ; Bathroom 3 & 4 of Unit B at 20/F & 21/F of Tower 6 (Duplex) ; Bathroom 2 of Unit C at 21/F of Tower 6 ; Bathroom 3 of Unit A at 19/F & 20/F of Tower 7 (Duplex) ; Bathroom, Bathroom 2 & Bathroom 5 of Unit B at 20/F & 21/F of Tower 7 (Duplex) ; Bathroom 3 of Unit C at 20/F & 21/F of Tower 7 (Duplex) ;</p> <p>For the following units, shower compartment inside bathroom equipped with chrome plated shower column: Unit A & B at 2/F-3/F, 5/F-12/F, 15/F-23/F & 25/F of Tower 1 ; Unit C at 2/F-3/F, 5/F-12/F, 15/F-23/F, 25/F-27/F of Tower 1 ; Unit A at 2/F-3/F, 5/F-12/F, 15/F-23/F & 25/F-26/F of Tower 2 ; Unit B & C at 2/F-3/F, 5/F-12/F, 15/F-23/F & 25/F-27/F of Tower 2 ; Unit A & B at 2/F-3/F, 5/F-12/F, 15/F-23/F & 25/F of Tower 3 ; Unit C & D at 2/F-3/F, 5/F-12/F, 15/F-23/F & 25/F-28/F of Tower 3 ; Unit A at 2/F-3/F, 5/F-12/F, 15/F-18/F of Tower 5 ; Unit B, C & D at 2/F-3/F, 5/F-12/F, 15/F-19/F of Tower 5 ; Unit A at 2/F-3/F, 5/F-12/F, 15/F-18/F of Tower 6 ; Unit B at 2/F-3/F, 5/F-12/F, 15/F-19/F of Tower 6 ; Unit C & D at 2/F-3/F, 5/F-12/F, 15/F-20/F of Tower 6 ; Unit A at 2/F-3/F, 5/F-12/F, 15/F-18/F of Tower 7 ; Unit B & C at 2/F-3/F, 5/F-12/F, 15/F-19/F of Tower 7 ;</p>

3. Interior fittings		
Item		Description
(b)	Bathroom	Bathtub inside master bathroom: For the following units, acrylic bathtub with water jet in size of 1800mm(L) x 800mm(W) x 450mm(H), PVD polished gold colour mixer and PVD polished gold colour shower set provided inside master bathroom: Unit A & C at G/F & 1/F of Tower 1 (Duplex) ; Unit A at 26/F of Tower 1 ; Unit C at 28/F & 29/F of Tower 1 (Duplex) ; Unit C at G/F & 1/F of Tower 2 (Duplex) ; Unit A at 27/F & 28/F of Tower 2 (Duplex) ; Unit B & C at 28/F & 29/F of Tower 2 (Duplex) ; Unit A at 26/F of Tower 3 ; Unit A at 27/F of Tower 3 ; Unit A at 28/F & 29/F of Tower 3 (Duplex) ; Unit A at 19/F & 20/F of Tower 5 (Duplex) ; Unit B at 20/F & 21/F of Tower 5 (Duplex) ; Unit A at 19/F & 20/F of Tower 6 (Duplex) ; Unit B at 20/F & 21/F of Tower 6 (Duplex) ; Unit A at 19/F & 20/F of Tower 7 (Duplex) ; Unit B at 20/F & 21/F of Tower 7 (Duplex) ; For the following units, enameled steel bathtub in size of 1800mm(L) x 800mm(W) x 410mm(H), PVD polished gold colour mixer and PVD polished gold colour shower set provided inside master bathroom: Unit C at 29/F of Tower 3 ; Unit C at 20/F & 21/F of Tower 5 (Duplex) ; Unit D at 20/F & 21/F of Tower 5 (Duplex) ; Unit C at 21/F of Tower 6 ; Unit C at 20/F & 21/F of Tower 7 (Duplex) ; For the following units, enameled steel bathtub in size of 1600mm(L) x 700mm(W) x 410mm(H), chrome plated mixer and chrome plated shower set provided inside master bathroom: Unit A & B at 2/F-3/F, 5/F-12/F, 15/F-23/F & 25/F of Tower 1 ; Unit C at 2/F-3/F, 5/F-12/F, 15/F-23/F, 25/F-27/F of Tower 1 ; Unit A at 2/F-3/F, 5/F-12/F, 15/F-23/F & 25/F-26/F of Tower 2 ; Unit B & C at 2/F-3/F, 5/F-12/F, 15/F-23/F & 25/F-27/F of Tower 2 ; Unit A & B at 2/F-3/F, 5/F-12/F, 15/F-23/F & 25/F of Tower 3 ; Unit C & D at 2/F-3/F, 5/F-12/F, 15/F-23/F & 25/F-28/F of Tower 3 ; Unit A at 2/F-3/F, 5/F-12/F, 15/F-18/F of Tower 5 ; Unit B, C & D at 2/F-3/F, 5/F-12/F, 15/F-19/F of Tower 5 ; Unit A at 2/F-3/F, 5/F-12/F, 15/F-18/F of Tower 6 ; Unit B at 2/F-3/F, 5/F-12/F, 15/F-19/F of Tower 6 ; Unit C & D at 2/F-3/F, 5/F-12/F, 15/F-20/F of Tower 6 ; Unit A at 2/F-3/F, 5/F-12/F, 15/F-18/F of Tower 7 ; Unit B & C at 2/F-3/F, 5/F-12/F, 15/F-19/F of Tower 7 ;

3. Interior fittings		
Item		Description
(b)	Bathroom	Bathtub inside bathroom: For the following units, enameled steel bathtub in size of 1600mm(L) x 700mm(W) x 410mm(H), PVD polished gold colour mixer and PVD polished gold colour shower set provided inside bathroom: Bathroom 2 of Unit A at G/F & 1/F of Tower 1 (Duplex) ; Bathroom 2 of Unit C at G/F & 1/F of Tower 1 (Duplex) ; Bathroom 2 & 3 of Unit A at 26/F of Tower 1 ; Bathroom 4 of Unit C at 28/F & 29/F of Tower 1 (Duplex) ; Bathroom 2 of Unit C at G/F & 1/F of Tower 2 (Duplex) ; Bathroom 2, 3 & 4 of Unit A at 27/F & 28/F of Tower 2 (Duplex) ; Bathroom 2, 3 & 5 of Unit B at 28/F & 29/F of Tower 2 (Duplex) ; Bathroom 4 of Unit C at 28/F & 29/F of Tower 2 (Duplex) ; Bathroom 2 & 3 of Unit A at 26/F of Tower 3 ; Bathroom 2 & 3 of Unit A at 27/F of Tower 3 ; Bathroom 2, 3, & 5 of Unit A at 28/F & 29/F of Tower 3 (Duplex) ; Bathroom 3 of Unit C at 29/F of Tower 3 ; Bathroom 3 & 4 of Unit A at 19/F & 20/F of Tower 5 (Duplex) ; Bathroom 2 & 5 of Unit B at 20/F & 21/F of Tower 5 (Duplex) ; Bathroom 3 of Unit D at 20/F & 21/F of Tower 5 (Duplex) ; Bathroom 2, 3 & 4 of Unit A at 19/F & 20/F of Tower 6 (Duplex) ; Bathroom 2 & 5 of Unit B at 20/F & 21/F of Tower 6 (Duplex) ; Bathroom 3 & 4 of Unit C at 21/F of Tower 6 ; Bathroom 2 & 3 of Unit A at 19/F & 20/F of Tower 7 (Duplex) ; Bathroom 3 & 4 of Unit B at 20/F & 21/F of Tower 7 (Duplex) ; Bathroom 3 of Unit C at 20/F & 21/F of Tower 7 (Duplex) ; For the following units, enameled steel bathtub in size of 1600mm(L) x 700mm(W) x 410mm(H), chrome plated mixer and chrome plated shower set provided inside bathroom: Bathroom 2 of Unit A at 2/F-3/F, 5/F-12/F, 15/F-23/F & 25/F of Tower 1 ; Bathroom 3 of Unit B at 2/F-3/F, 5/F-12/F, 15/F-23/F & 25/F of Tower 1 ; Bathroom 2 of Unit C at 2/F-3/F, 5/F-12/F, 15/F-23/F, 25/F-27/F of Tower 1 ; Bathroom 2 of Unit A at 2/F-3/F, 5/F-12/F, 15/F-23/F & 25/F-26/F of Tower 2 ; Bathroom 2 of Unit B at 2/F-3/F, 5/F-12/F, 15/F-23/F & 25/F-27/F of Tower 2 ; Bathroom 2 of Unit C at 2/F-3/F, 5/F-12/F, 15/F-23/F & 25/F-27/F of Tower 2 ; Bathroom 2 of Unit A & B at 2/F-3/F, 5/F-12/F, 15/F-23/F & 25/F of Tower 3 ; Bathroom 2 of Unit A at 2/F-3/F, 5/F-12/F, 15/F-18/F of Tower 5 ; Bathroom 2 of Unit B at 2/F-3/F, 5/F-12/F, 15/F-19/F of Tower 5 ; Bathroom 2 of Unit A at 2/F-3/F, 5/F-12/F, 15/F-18/F of Tower 6 ; Bathroom 2 of Unit B at 2/F-3/F, 5/F-12/F, 15/F-19/F of Tower 6 ; Bathroom 3 of Unit A at 2/F-3/F, 5/F-12/F, 15/F-18/F of Tower 7 ; Bathroom 2 of Unit B at 2/F-3/F, 5/F-12/F, 15/F-19/F of Tower 7 ;

3. Interior fittings		
Item	Description	
(b)	Bathroom	<p>Other fittings inside master bathroom & bathroom: For the following units, 24K gold robe hook, 24K gold toilet paper holder and 24K gold towel bar is provided inside master bathroom & bathroom : Unit A & C at G/F &1/F of Tower 1 (Duplex) ; Unit A at 26/F of Tower 1 ; Unit C at 28/F & 29/F of Tower 1 (Duplex) ; Unit C at G/F & 1/F of Tower 2 (Duplex) ; Unit A at 27/F & 28/F of Tower 2 (Duplex) ; Unit B & C at 28/F & 29/F of Tower 2 (Duplex) ; Unit A at 26/F of Tower 3 ; Unit A at 27/F of Tower 3 ; Unit A at 28/F & 29/F of Tower 3 (Duplex) ; Unit C at 29/F of Tower 3 ; Unit A at 19/F & 20/F of Tower 5 (Duplex) ; Unit B at 20/F & 21/F of Tower 5 (Duplex) ; Unit C at 20/F & 21/F of Tower 5 (Duplex) ; Unit D at 20/F & 21/F of Tower 5 (Duplex) ; Unit A at 19/F & 20/F of Tower 6 (Duplex) ; Unit B at 20/F & 21/F of Tower 6 (Duplex) ; Unit C at 21/F of Tower 6 ; Unit A at 19/F & 20/F of Tower 7 (Duplex) ; Unit B at 20/F & 21/F of Tower 7 (Duplex) ; Unit C at 20/F & 21/F of Tower 7 (Duplex) ;</p> <p>For the following units, 24K gold robe hook and 24K gold toilet paper holder is provided inside powder room : Unit A & C at G/F & 1/F of Tower 1 (Duplex) ; Unit A at 26/F of Tower 1 ; Unit C at 28/F & 29/F of Tower 1 (Duplex) ; Unit C at G/F & 1/F of Tower 2 (Duplex) ; Unit A at 27/F & 28/F of Tower 2 (Duplex) ; Unit B & C at 28/F & 29/F of Tower 2 (Duplex) ; Unit A at 26/F of Tower 3 ; Unit A at 27/F of Tower 3 ; Unit A at 28/F & 29/F of Tower 3 (Duplex) ; Unit A at 19/F & 20/F of Tower 5 (Duplex) ; Unit B at 20/F & 21/F of Tower 5 (Duplex) ; Unit C at 20/F & 21/F of Tower 5 (Duplex) ; Unit D at 20/F & 21/F of Tower 5 (Duplex) ; Unit A at 19/F & 20/F of Tower 6 (Duplex) ; Unit B at 20/F & 21/F of Tower 6 (Duplex) ; Unit A at 19/F & 20/F of Tower 7 (Duplex) ; Unit C at 20/F & 21/F of Tower 7 (Duplex) ;</p>

3. Interior fittings									
Item	Description								
(b)	Bathroom	<p>For the following units, chrome plated robe hook, chrome plated toilet paper holder and chrome plated towel bar is provided inside master bathroom & bathroom: Unit A & B at 2/F-3/F, 5/F-12/F, 15/F-23/F & 25/F of Tower 1 ; Unit C at 2/F-3/F, 5/F-12/F, 15/F-23/F, 25/F-27/F of Tower 1 ; Unit A at 2/F-3/F, 5/F-12/F, 15/F-23/F & 25/F-26/F of Tower 2 ; Unit B & C at 2/F-3/F, 5/F-12/F, 15/F-23/F & 25/F-27/F of Tower 2 ; Unit A & B at 2/F-3/F, 5/F-12/F, 15/F-23/F & 25/F of Tower 3 ; Unit C & D at 2/F-3/F, 5/F-12/F, 15/F-23/F & 25/F-28/F of Tower 3 ; Unit A at 2/F-3/F, 5/F-12/F, 15/F-18/F of Tower 5 ; Unit B, C & D at 2/F-3/F, 5/F-12/F, 15/F-19/F of Tower 5 ; Unit A at 2/F-3/F, 5/F-12/F, 15/F-18/F of Tower 6 ; Unit B at 2/F-3/F, 5/F-12/F, 15/F-19/F of Tower 6 ; Unit C & D at 2/F-3/F, 5/F-12/F, 15/F-20/F of Tower 6 ; Unit A at 2/F-3/F, 5/F-12/F, 15/F-18/F of Tower 7 ; Unit B & C at 2/F-3/F, 5/F-12/F, 15/F-19/F of Tower 7 ;</p> <p>All units (Except Unit A at 27/F, 28/F & 29/F of Tower 1 (Triplex) and Unit B at 27/F of Tower 1) equipped with chrome plated illuminated mirror inside master bathroom.</p> <p>For the following units, chrome plated illuminated mirror is provided inside bathroom: Bathroom 2 of Unit A at G/F & 1/F of Tower 1 (Duplex) ; Bathroom 3 of Unit A at 26/F of Tower 1 ; Bathroom 3 of Unit A at 27/F & 28/F of Tower 2 (Duplex) ; Bathroom 3 of Unit B at 28/F & 29/F of Tower 2 (Duplex) ; Bathroom 3 of Unit A at 27/F of Tower 3 ; Bathroom 2, 3, & 5 of Unit A at 28/F & 29/F of Tower 3 (Duplex) ; Bathroom 3 of Unit A at 19/F & 20/F of Tower 5 (Duplex) ; Bathroom 2 of Unit B at 20/F & 21/F of Tower 5 (Duplex) ; Bathroom 3 of Unit B at 20/F & 21/F of Tower 7 (Duplex) ;</p> <p>All units with lavatory inside the Utility Room equipped with vitreous china water closet, vitreous china wash basin with chrome plated mixer & shower set, chrome plated robe hook and chrome plated toilet paper holder.</p> <p>For appliances brand name and model number, please refer to the “Appliances Schedule”.</p> <table><tr><td rowspan="3">Water supply system</td><td>Type</td><td>Material</td></tr><tr><td>Cold Water Supply</td><td>Copper water pipes</td></tr><tr><td>Hot Water Supply</td><td>Copper water pipes with thermal installation</td></tr></table>	Water supply system	Type	Material	Cold Water Supply	Copper water pipes	Hot Water Supply	Copper water pipes with thermal installation
Water supply system	Type	Material							
	Cold Water Supply	Copper water pipes							
	Hot Water Supply	Copper water pipes with thermal installation							

3. Interior fittings		
Item	Description	
(c)	Kitchen	Stainless steel sink and chrome plated sink mixer.
		For following units, wooden cabinet fitted with high gloss lacquer and wood veneer door panel: Unit A & C at G/F & 1/F of Tower 1 (Duplex) ; Unit A at 26/F of Tower 1 ; Unit C at 28/F & 29/F of Tower 1 (Duplex) ; Unit C at G/F & 1/F of Tower 2 (Duplex) ; Unit A at 27/F & 28/F of Tower 2 (Duplex) ; Unit B & C at 28/F & 29/F of Tower 2 (Duplex) ; Unit A at 26/F of Tower 3 ; Unit A at 27/F of Tower 3 ; Unit A at 28/F & 29/F of Tower 3 (Duplex) ; Unit C at 29/F of Tower 3 ; Unit A at 19/F & 20/F of Tower 5 (Duplex) ; Unit B at 20/F & 21/F of Tower 5 (Duplex) ; Unit C at 20/F & 21/F of Tower 5 (Duplex) ; Unit D at 20/F & 21/F of Tower 5 (Duplex) ; Unit A at 19/F & 20/F of Tower 6 (Duplex) ; Unit B at 20/F & 21/F of Tower 6 (Duplex) ; Unit C at 21/F of Tower 6 ; Unit A at 19/F & 20/F of Tower 7 (Duplex) ; Unit B at 20/F & 21/F of Tower 7 (Duplex) ; Unit C at 20/F & 21/F of Tower 7 (Duplex) ;
		For following units, wooden cabinet fitted with glass and wood veneer door panel: Unit A & B at 2/F-3/F, 5/F-12/F, 15/F-23/F & 25/F of Tower 1 ; Unit C at 2/F-3/F, 5/F-12/F, 15/F-23/F, 25/F-27/F of Tower 1 ; Unit A at 2/F-3/F, 5/F-12/F, 15/F-23/F & 25/F-26/F of Tower 2 ; Unit B & C at 2/F-3/F, 5/F-12/F, 15/F-23/F & 25/F-27/F of Tower 2 ; Unit A & B at 2/F-3/F, 5/F-12/F, 15/F-23/F & 25/F of Tower 3 ; Unit C & D at 2/F-3/F, 5/F-12/F, 15/F-23/F & 25/F-28/F of Tower 3 ; Unit A at 2/F-3/F, 5/F-12/F, 15/F-18/F of Tower 5 ; Unit B, C & D at 2/F-3/F, 5/F-12/F, 15/F-19/F of Tower 5 ; Unit A at 2/F-3/F, 5/F-12/F, 15/F-18/F of Tower 6 ; Unit B at 2/F-3/F, 5/F-12/F, 15/F-19/F of Tower 6 ; Unit C & D at 2/F-3/F, 5/F-12/F, 15/F-20/F of Tower 6 ; Unit A at 2/F-3/F, 5/F-12/F, 15/F-18/F of Tower 7 ; Unit B & C at 2/F-3/F, 5/F-12/F, 15/F-19/F of Tower 7 ;
		For following units, no kitchen cabinet, no other fittings and equipment: Unit A at 27/F, 28/F & 29/F of Tower 1 (Triplex) ; Unit B at 27/F of Tower 1
	Water supply system	Copper water pipes for cold water supply and copper water pipes with the thermal installation for hot water supply
	Type of all other fittings and equipment	For the appliances provision and brand name, please refer to the “Appliances Schedule”

3. Interior fittings				
Item	Description			
(d)	Bedroom	Not applicable		
(e)	Telephone	Location and number of connection points	Please refer to the "Schedule of Mechanical & Electrical Provisions of Residential Units"	
(f)	Aerials	Location and number of connection points	Please refer to the "Schedule of Mechanical & Electrical Provisions of Residential Units"	
(g)	Electrical installations	Electrical fittings (including safety devices)	Electrical fittings	Faceplate for all switches and power sockets
			Safety devices	Three phases electricity supply with miniature circuit breaker distribution board
		Whether conduits are concealed or exposed	Conduits are partly concealed and partly exposed ¹	
		Location and number of power points and air-conditioner points	Please refer to the "Schedule of Mechanical & Electrical Provisions of Residential Units"	
(h)	Gas supply	Type	Towngas	
		System	Gas supply pipe is provided and connected to gas hob and gas water heater	
		Location	For the location of gas hob and gas water heater, please refer the "Appliances Schedule"	
(i)	Washing machine connection point	Location	Please refer to the "Schedule of Mechanical & Electrical Provisions of Residential Units"	
		Design	15mm diameter water point and 40mm diameter drain point are provided for washing machine	
(j)	Water supply	Material of water pipes	Copper water pipes for cold water supply and copper water pipes with thermal insulation for hot water supply	
		Whether water pipes are concealed or exposed	Water pipes are partly concealed and partly exposed ²	
		Whether hot water is available	Hot water supply to kitchen, master bathroom, bathroom, powder room and lavatory	

Remarks:

1. Other than those parts of the conduits concealed within concrete, the rest of them are exposed. The exposed conduits may be covered or hidden by false ceilings, bulkheads, cabinets, claddings, non-concrete partition walls, designated pipe ducts or other materials.

2. Other than those parts of the water pipes concealed within concrete, the rest of them are exposed. The exposed water pipes may be covered or hidden by false ceilings, bulkheads, cabinets, claddings, non-concrete partition walls, designated pipe ducts or other materials.

4. Miscellaneous		
Item	Description	
(a)	Lifts	<p>Residential Towers:</p> <ul style="list-style-type: none">- 2 nos. of “Schindler” passenger lifts (model no. 55MMR) serving the following floors of Residential Tower T1: Lift no. L1 & L2 of Tower 1: B2/F, B1/F, G/F, 2/F-3/F, 5/F-12/F, 15/F-23/F & 25/F-27/F;- 1 no. of “Schindler” passenger lift (model no. 55MMR) serving the following floors of Residential Tower T1: Lift no. L4 of Tower 1: B2/F, B1/F, G/F, 2/F-3/F, 5/F-12/F, 15/F-23/F & 25/F-28/F;- 1 no. of “Schindler” fireman’s/ disabled lift (model no. 55MMR) serving the following floors of Residential Tower T1: Lift no. L3 of Tower 1: B2/F, B1/F, G/F, 2/F-3/F, 5/F-12/F, 15/F-23/F & 25/F-29/F;- 1 no. of “Schindler” private passenger lift (model no. 55MRL) serving the following floors of Residential Tower T1: Lift no. L5 of Tower 1: 27/F to roof floor (serving Unit A at 27/F, 28/F & 29/F (Triplex))- 3 nos. of “Schindler” passenger lifts (model no. 55MMR) serving the following floors of Residential Tower T2: Lift no. L6, L7 & L9 of Tower 2: B2/F, B1/F, G/F, 2/F-3/F, 5/F-12/F, 15/F-23/F & 25/F-28/F;- 1 no. of “Schindler” fireman’s/ disabled lift (model no. 55MMR) serving the following floors of Residential Tower T2: Lift no. L8 of Tower 2: B2/F, B1/F, G/F, 2/F-3/F, 5/F-12/F, 15/F-23/F & 25/F-29/F;- 2 nos. of “Schindler” passenger lifts (model no. 55MMR) serving the following floors of Residential Tower T3: Lift no. L10 & L11 of Tower 3: B2/F, B1/F, G/F, 2/F-3/F, 5/F-12/F, 15/F-23/F & 25/F-28/F;- 1 no. of “Schindler” fireman’s/ disabled lift (model no. 55MMR) serving the following floors of Residential Tower T3: Lift no. L12 of Tower 3: B2/F, B1/F, G/F, 2/F-3/F, 5/F-12/F, 15/F-23/F & 25/F-29/F;- 2 nos. of “Schindler” passenger lifts (model no. 55MMR) serving the following floors of Residential Tower T3: Lift no. L13 & L14 of Tower 3: B2/F, B1/F, G/F, 2/F-3/F, 5/F-12/F, 15/F-23/F & 25/F-29/F;- 4 nos. of “Schindler” passenger lifts (model no. 55MMR) serving the following floors of Residential Tower T5: Lift no. L15, L16, L18 & L19 of Tower 5: B2/F, B1/F, G/F, 2/F-3/F, 5/F-12/F & 15/F-20/F;- 1 no. of “Schindler” fireman’s/ disabled lift (model no. 55MMR) serving the following floors of Residential Tower T5: Lift no. L17 of Tower 5: B2/F, B1/F, G/F, 2/F-3/F, 5/F-12/F & 15/F-21/F;- 2 nos. of “Schindler” passenger lifts (model no. 55MMR) serving the following floors of Residential Tower T6: Lift no. L20 & L21 of Tower 6: B2/F, B1/F, G/F, 2/F-3/F, 5/F-12/F & 15/F-20/F;- 1 no. of “Schindler” fireman’s/ disabled lift (model no. 55MMR) serving the following floors of Residential Tower T6: Lift no. L22 of Tower 6: B2/F, B1/F, G/F-3/F, 5/F-12/F & 15/F-21/F;- 2 nos. of “Schindler” passenger lifts (model no. 55MMR) serving the following floors of Residential Tower T6: Lift no. L23 & L24 of Tower 6: B2/F, B1/F, G/F, 2/F-3/F, 5/F-12/F & 15/F-21/F;- 3 nos. of “Schindler” passenger lifts (model no. 55MMR) serving the following floors of Residential Tower T7: Lift no. L25, L26 & L28 of Tower 7: B2/F, B1/F, G/F, 2/F-3/F, 5/F-12/F & 15/F-20/F;- 1 no. of “Schindler” fireman’s/ disabled lift (model no. 55MMR) serving the following floors of Residential Tower T7: Lift no. L27 of Tower 7: B2/F, B1/F, G/F, 1/F-3/F, 5/F-12/F & 15/F-21/F; <p>Podium:</p> <ul style="list-style-type: none">- 1 no. of “Schindler” fireman’s/ disabled lift (model no. 55MRL) serving podium: Lift no. L29 of Podium: B2/F-1/F

4. Miscellaneous				
Item		Description		
(b)	Letter box	Material	Stainless steel letter box with nature stone frame	
(c)	Refuse collection	Means of refuse collection	Refuse will be collected by cleaner	
		Location of refuse room	Refuse Storage and Material Recovery Room is provided in the common area of all residential floors (Except 1/F & 29/F at Tower 1 & 2 and 21/F at Tower 7). Refuse Storage and Material Recovery Chamber is provided at B1/F	
(d)	Water meter, electricity meter and gas meter		Location	Whether they are separate or communal meters for residential properties
		Water meter	Inside common water meter cabinet on residential floors	Separate meter
		Electricity meter	Inside common electric meter room	Separate meter
		Gas meter	Inside kitchen of individual unit	Separate meter

5. Security facilities			
Item	Description		
Security facilities	Security system and equipment (including details of built-in provisions and their locations)	Access control & security system	Visitor panel with access card reader is installed at the main entrance lobby for resident access.
		CCTV	CCTV system is provided at residential entrance lobby, carpark floors, landscaped area, club house, B2/F to 1/F lift lobby and all the lifts connecting directly to the caretaker’s office
	Details of built-in provisions	7-inch Touchable tablet for video door phone connecting to caretaker's office at the residential entrance lobby	
	Location of built-in provisions	For the location of video door phone, please refer to the “Schedule of Mechanical & Electrical Provisions of Residential Units”	

6. Appliances	
Item	Description
Appliances	For brand name and model number, please refer to the “Appliances Schedule”.

The vendor undertakes that if lifts or appliances of the specified brand name or model number are not installed in the Development, lifts or appliances of comparable quality will be installed.

1. 外部裝修物料				
細項		描述		
(a)	外牆	裝修物料的類型	住宅大樓	幕牆、瓷磚、鋁質覆蓋層板、天然石料覆蓋板、鋁質格柵及鋁質百葉
			基座	幕牆、玻璃幕牆、瓷磚、鋁質覆蓋層板、天然石料覆蓋板、鋁質格柵及鋁質百葉
(b)	窗	框的用料	氟化碳塗層鋁質窗框	
		玻璃的用料	客/飯廳及睡房	採用雙層中空低輻射鍍膜玻璃及鋼化玻璃
			主人浴室、浴室、工作間及洗手間	有色酸蝕玻璃
			廚房	有色半鋼化玻璃及有色玻璃
(c)	窗台	窗台的用料及窗台板的裝修物料	不適用	
(d)	花槽	裝修物料的類型	天然石材花槽於第1座地下及1樓的A及C單位(複式)的私人花園，第2座地下及1樓的C單位(複式)的私人花園及第3座28樓及29樓的A單位(複式)的天台	
(e)	陽台或露台	裝修物料的類型	露台	裝有夾層鋼化玻璃欄杆連鋁質頂𦨭
			地台	天然石材
			牆身	天然石材、瓷磚及鋁質覆蓋層板
			天花	鋁質天花板
		露台是否有蓋	露台均有蓋	
		陽台	不適用	
(f)	乾衣設施	類型及用料	不適用	

2. 室內裝修物料		
細項		描述
(a)	大堂	<p>地下之住宅大樓入口大堂及地庫2、地庫1及地下之穿梭升降機大堂： 地台外露位置鋪砌天然石材。 牆身外露位置鋪砌天然石材、不銹鋼、玻璃、鏡及皮革。 天花鋪設木飾面、鏡、不銹鋼及髹上乳膠漆之石膏板。</p> <p>住宅單位私人升降機大堂： 所有單位（第1座地下及1樓之A及C單位（複式）、第1座27樓、28樓及29樓A單位（三層頂層單位）、第1座27樓B單位及第2座地下及1樓之C單位（複式）除外）： 地台外露位置鋪砌天然石材。 牆身外露位置鋪砌天然石材、不銹鋼及玻璃。 天花鋪砌不銹鋼及髹上乳膠漆之石膏板。</p> <p>第1座27樓、28樓及29樓A單位（三層頂層單位）： 地台批盪。 牆身及天花批盪後髹上乳膠漆，而牆身裝修物料鋪至天花。</p> <p>第1座地下及1樓之A及C單位（複式），第1座27樓B單位及第二座地下及1樓之C單位（複式）不設私人升降機大堂。</p> <p>住宅樓層升降機大堂於第1座、第2座及第7座： 地台鋪砌天然石材。 牆身鋪砌天然石材。 天花鋪砌髹上乳膠漆之石膏板。</p> <p>住宅樓層升降機大堂於第3座、第5座及第6座： 地台鋪砌瓷磚。 牆身批盪後髹上乳膠漆。 天花鋪砌鋁板。</p>
(b)	內牆及天花板	<p>客/飯廳及睡房： 牆身及天花批盪後髹上乳膠漆。假陣及假天花位置髹上乳膠漆之石膏板。</p>
(c)	內部地板	<p>客/飯廳： 所有單位（第1座27樓、28樓及29樓A單位（三層頂層單位）及第1座27樓B單位除外）： 地板及牆腳線為複合木地板，客廳部分地板位置鋪砌天然石材。</p> <p>第1座27樓、28樓及29樓A單位（三層頂層單位）及第1座27樓B單位： 地台批盪，不提供牆腳線。</p> <p>睡房： 所有單位（第1座27樓、28樓及29樓A單位（三層頂層單位）及第1座27樓B單位除外）： 地板及牆腳線為複合木地板。</p> <p>第1座27樓、28樓及29樓A單位（三層頂層單位）及第1座27樓B單位： 地台批盪，不提供牆腳線。</p>
(d)	浴室	<p>主人浴室/浴室： 所有單位（第1座27樓、28樓及29樓A單位（三層頂層單位）及第1座27樓B單位除外）： 地台外露位置鋪砌天然石材。 假天花以下牆身外露位置鋪砌天然石材。 洗手盆及鏡櫃背部分牆身鋪砌瓷磚。 天花鋪砌鋁材、不銹鋼、鏡及髹上乳膠漆之石膏板。</p> <p>第1座27樓、28樓及29樓A單位（三層頂層單位）及第1座27樓B單位： 地台批盪。 牆身及天花批盪後髹上乳膠漆，而牆身裝修物料鋪至天花。</p>



2. 室內裝修物料		
細項	描述	
(e)	廚房	<p>所有單位（第1座27樓、28樓及29樓A單位（三層頂層單位）及第1座27樓B單位除外）： 地台外露位置鋪砌天然石材，櫥櫃底之地台鋪砌瓷磚。 假天花以下牆身外露位置鋪砌天然石材及不銹鋼。 櫥櫃背之牆身鋪砌瓷磚。 灶台鋪砌天然石材。</p> <p>第1座27樓、28樓及29樓A單位（三層頂層單位）及第1座27樓B單位： 地台批盪。 牆身及天花批盪後髹上乳膠漆，而牆身裝修物料鋪至天花。 不提供灶台。</p> <p>以下單位之天花鋪設鋁材、木飾面、不銹鋼及髹上乳膠漆之石膏板： 第1座地下及1樓之A及C單位（複式）； 第1座26樓之A單位； 第1座28樓及29樓之C單位（複式）； 第2座地下及1樓之C單位（複式）； 第2座27樓及28樓之A單位（複式）； 第2座28樓及29樓之B及C單位（複式）； 第3座26樓之A單位； 第3座27樓之A單位； 第3座28樓及29樓之A單位（複式）； 第5座19樓及20樓之A單位（複式）； 第5座20樓及21樓之B單位（複式）； 第6座19樓及20樓之A單位（複式）； 第6座20樓及21樓之B單位（複式）； 第7座19樓及20樓之A單位（複式）； 第7座20樓及21樓之B單位（複式）；</p> <p>以下單位之天花鋪砌鋁材及髹上乳膠漆之石膏板： 第1座2樓至3樓、5樓至12樓、15樓至23樓及25樓A及B單位； 第1座2樓至3樓、5樓至12樓、15樓至23樓及25樓至27樓C單位； 第2座2樓至3樓、5樓至12樓、15樓至23樓及25樓至26樓A單位； 第2座2樓至3樓、5樓至12樓、15樓至23樓及25樓至27樓B及C單位； 第3座2樓至3樓、5樓至12樓、15樓至23樓及25樓A及B單位； 第3座2樓至3樓、5樓至12樓、15樓至23樓及25樓至28樓C及D單位； 第3座29樓之C單位； 第5座2樓至3樓、5樓至12樓及15樓至18樓A單位； 第5座2樓至3樓、5樓至12樓及15樓至19樓 B、C及D單位； 第5座20樓及21樓之C單位（複式）； 第5座20樓及21樓之D單位（複式）； 第6座2樓至3樓、5樓至12樓及15樓至18樓A單位； 第6座2樓至3樓、5樓至12樓及15樓至19樓B單位； 第6座2樓至3樓、5樓至12樓及15樓至20樓C及D單位； 第6座21樓之C單位； 第7座2樓至3樓、5樓至12樓及15樓至18樓A單位； 第7座2樓至3樓、5樓至12樓及15樓至19樓B及C單位； 第7座20樓及21樓之C單位（複式）</p>

3. 室內裝置		
細項	描述	
(a)	門	<p>入口大門： 所有單位(第1座27樓、28樓及29樓A單位 (三層頂層單位)及第1座27樓B單位除外)： 實心木門及木門框配以木皮飾面及不銹鋼飾面，裝設封口線、門鎖、氣鼓及防盜眼。</p> <p>第1座27樓、28樓及29樓A單位（三層頂層單位）及第1座27樓B單位，實心木門及木門框配以木皮飾面，裝設門鎖及氣鼓。</p> <p>連接私人地方及公用地方門： 所有單位(第1座27樓、28樓及29樓A單位 (三層頂層單位)及第1座27樓B單位除外)： 實心木門及木門框配以木皮飾面及不銹鋼飾面，裝設封口線、門鎖、氣鼓及防盜眼。</p> <p>第1座27樓、28樓及29樓A單位（三層頂層單位）及第1座27樓B單位，實心木門及木門框配以木皮飾面，裝設門鎖及氣鼓。</p> <p>廚房門： 所有單位(第1座27樓、28樓及29樓A單位 (三層頂層單位)及第1座27樓B單位除外)： 防火實心木門及木門框配以木皮飾面，裝設氣鼓。</p> <p>第1座27樓、28樓及29樓A單位（三層頂層單位）及第1座27樓B單位，實心木門及木門框配以木皮飾面，裝設氣鼓。</p> <p>睡房及儲物房的門： 所有單位(第1座27樓、28樓及29樓A單位 (三層頂層單位)及第1座27樓B單位除外)： 實心木門及木門框配以木皮飾面，裝設封口線及門鎖。</p> <p>第1座27樓、28樓及29樓A單位（三層頂層單位）及第1座27樓B單位，實心木門及木門框配以木皮飾面，裝設門鎖。</p> <p>衣帽間門： 實心木門及木門框配以木皮飾面，裝設門鎖。</p> <p>主人浴室門： 所有單位（第1座27樓、28樓及29樓A單位（三層頂層單位）及第1座27樓B單位除外）： 實心木門及木門框配以木皮飾面，裝設封口線及門鎖。</p> <p>第1座27樓、28樓及29樓A單位（三層頂層單位）及第1座27樓B單位，實心木門及木門框配以木皮飾面，裝設門鎖。</p> <p>以下單位為實心木門及木門框配以木皮飾面及木百葉並裝設封口線及門鎖： 第2座27樓B單位； 第3座26樓A單位； 第3座27樓A單位； 第5座19樓C單位； 第6座19樓及20樓A單位（複式）； 第6座19樓B單位； 第6座20樓及21樓B單位（複式）； 第6座21樓C單位</p>



3. 室內裝置		
細項	描述	
(a)	門	<p>浴室及客廳洗手間門： 實心木門及木門框配以木皮飾面，裝設封口線及門鎖，以下單位除外：</p> <p>以下單位為實心木門及木門框配以木皮飾面及木百葉並裝設封口線及門鎖:</p> <p>第1座地下及1樓C單位之浴室2（複式）； 第1座地下及1樓C單位之浴室3（複式）（浴室3與睡房3之間的門）； 第1座2樓至3樓、5樓至12樓、15樓至23樓及25樓B單位之浴室3； 第1座2樓至3樓、5樓至12樓、15樓至23樓及25樓C單位之浴室2； 第1座26樓A單位之浴室4； 第1座26樓C單位之浴室2； 第1座27樓、28樓及29樓 A單位之浴室6及7（三層頂層單位）； 第1座27樓C單位之浴室2； 第1座28樓及29樓C單位之浴室4（複式）； 第2座地下及1樓C單位之浴室2（複式）； 第2座地下及1樓C單位之浴室3（複式）（浴室3與睡房3之間的門）； 第2座2樓至3樓、5樓至12樓、15樓至23樓 、25樓及26樓B單位之浴室2； 第2座2樓至3樓、5樓至12樓、15樓至23樓 、25樓及26樓C單位之浴室2； 第2座27樓及28樓A單位之浴室4（複式）； 第2座27樓B單位之浴室2； 第2座27樓C單位之浴室2； 第2座28樓及29樓B單位之浴室2及5（複式）； 第2座28樓及29樓C單位之浴室4（複式）； 第3座2樓至3樓、5樓至12樓、15樓至23樓及25樓A單位之浴室3； 第3座2樓至3樓、5樓至12樓、15樓至23樓及25樓B單位之浴室2； 第3座26樓A單位之浴室3； 第3座28樓及29樓A單位之浴室2、3及4（複式）； 第3座29樓C單位之浴室2； 第5座2樓至3樓、5樓至12樓、15樓至18樓 B單位之浴室2； 第5座2樓至3樓、5樓至12樓、15樓至18樓 C單位之浴室2（浴室2與睡房2之間的門）； 第5座2樓至3樓、5樓至12樓、15樓至18樓 D單位之浴室2（浴室2與睡房2之間的門）； 第5座19樓及20樓A單位之浴室3（複式）； 第5座19樓B單位之浴室2； 第5座20樓及21樓B單位之浴室3（複式）； 第5座20樓及21樓C單位之浴室3（複式）； 第5座20樓及21樓D單位之浴室2（複式）； 第6座2樓至3樓、5樓至12樓、15樓至18樓A單位之浴室2； 第6座2樓至3樓、5樓至12樓、15樓至18樓B單位之浴室2； 第6座2樓至3樓、5樓至12樓、15樓至18樓C單位之浴室2（浴室2與睡房2之間的門）； 第6座2樓至3樓、5樓至12樓、15樓至18樓D單位之浴室2（浴室2與睡房2之間的門）； 第6座19樓及20樓A單位之浴室4（複式）； 第6座19樓B單位之浴室2； 第6座19樓C單位之浴室2； 第6座19樓D單位之浴室2； 第6座20樓及21樓B單位之浴室3及5（複式）；</p>

3. 室內裝置		
細項	描述	
(a)	門	<p>第6座20樓C單位之浴室2； 第6座20樓D單位之浴室2； 第6座21樓C單位之浴室3； 第7座2樓至3樓、5樓至12樓、15樓至18樓A單位之浴室3； 第7座2樓至3樓、5樓至12樓、15樓至18樓B單位之浴室2； 第7座2樓至3樓、5樓至12樓、15樓至18樓C單位之浴室2； 第7座19樓及20樓A單位之浴室2及4（複式）； 第7座19樓B單位之浴室3； 第7座20樓及21樓B單位之浴室5（複式）； 第7座20樓及21樓C單位之浴室3（複式）</p> <p>工作間門： 所有單位(第5座20樓及21樓B單位(複式)除外)： 實心木門及木門框配以木皮飾面，裝設封口線及門鎖。</p> <p>第5座20樓及21樓B單位(複式)，實心木門及木門框配以木皮飾面及木百葉並裝設封口線及門鎖。</p> <p>露台/工作平台/天台/平台門： 玻璃門配以氟化碳塗層鋁質框。</p> <p>客/飯廳/廚房出私人花園的門： 玻璃門配以氟化碳塗層鋁質框。</p> <p>過濾機房門： 實心木門及木門框配以木皮飾面，裝設門鎖。</p> <p>洗手間門： 鋁框玻璃門。</p> <p>私人花園出公用地方的門： 鋁門配以門鎖。</p>



3. 室內裝置		
細項	描述	
(b)	浴室	<p>所有單位（第1座27樓、28樓及29樓A單位（三層頂層單位）及第1座27樓B單位除外）：木製鏡櫃配以玻璃及不銹鋼物料。</p> <p>木製洗手盆櫃配以不銹鋼、木皮飾面及玻璃物料。天然石材檯面。</p> <p>陶瓷坐廁。</p> <p>第1座27樓、28樓及29樓 A單位（三層頂層單位）（不提供浴室櫃）：陶瓷坐廁。</p> <p>陶瓷洗手盆配鍍鉻龍頭。</p> <p>浴室3裝設鍍鉻淋浴套裝。</p> <p>主人浴室、浴室2、5、6及7裝設1500毫米長 x 700毫米闊搪瓷鋼鐵浴缸、鍍鉻龍頭及鍍鉻淋浴套裝。</p> <p>第1座27樓 B單位（不提供浴室櫃）：陶瓷坐廁。</p> <p>陶瓷洗手盆配鍍鉻龍頭。</p> <p>以下單位之主人浴室為天然石材洗手盆配PVD拋光金色龍頭：</p> <p>第1座地下及1樓之A及C單位（複式）；</p> <p>第1座26樓之A單位；</p> <p>第1座28樓及29樓之C單位（複式）；</p> <p>第2座地下及1樓之C單位（複式）；</p> <p>第2座27樓及28樓之A單位（複式）；</p> <p>第2座28樓及29樓之B及C單位（複式）；</p> <p>第3座26樓之A單位；</p> <p>第3座27樓之A單位；</p> <p>第3座28樓及29樓之A單位（複式）；</p> <p>第5座19樓及20樓之A單位（複式）；</p> <p>第5座20樓及21樓之B單位（複式）；</p> <p>第6座19樓及20樓之A單位（複式）；</p> <p>第6座20樓及21樓之B單位（複式）；</p> <p>第7座19樓及20樓之A單位（複式）；</p> <p>第7座20樓及21樓之B單位（複式）；</p> <p>以下單位之客廳洗手間為天然石材洗手盆配拋光PVD拋光金色龍頭：</p> <p>第1座地下及1樓之A及C單位（複式）；</p> <p>第1座26樓之A單位；</p> <p>第1座28樓及29樓之C單位（複式）；</p> <p>第2座地下及1樓之C單位（複式）；</p> <p>第2座27樓及28樓之A單位（複式）；</p> <p>第2座28樓及29樓之B及C單位（複式）；</p> <p>第3座26樓之A單位；</p> <p>第3座27樓之A單位；</p> <p>第3座28樓及29樓之A單位（複式）；</p> <p>第5座19樓及20樓之A單位（複式）；</p> <p>第5座20樓及21樓之B單位（複式）；</p> <p>第5座20樓及21樓之C及D單位（複式）；</p> <p>第6座19樓及20樓之A單位（複式）；</p> <p>第6座20樓及21樓之B單位（複式）；</p> <p>第7座19樓及20樓之A單位（複式）；</p> <p>第7座20樓及21樓之C單位（複式）；</p>

3. 室內裝置		
細項	描述	
(b)	浴室	<p>以下單位之主人浴室為陶瓷洗手盆配PVD拋光金色龍頭：</p> <p>第3座29樓之C單位；</p> <p>第5座20樓及21樓之C單位（複式）；</p> <p>第5座20樓及21樓之D單位（複式）；</p> <p>第6座21樓之C單位；</p> <p>第7座20樓及21樓之C單位（複式）；</p> <p>以下單位之浴室為陶瓷洗手盆配PVD拋光金色龍頭：</p> <p>第1座地下及1樓之A及C單位（複式）；</p> <p>第1座26樓之A單位；</p> <p>第1座28樓及29樓之C單位（複式）；</p> <p>第2座地下及1樓之C單位（複式）；</p> <p>第2座27樓及28樓之A單位（複式）；</p> <p>第2座28樓及29樓之B及C單位（複式）；</p> <p>第3座26樓之A單位；</p> <p>第3座27樓之A單位；</p> <p>第3座28樓及29樓之A單位（複式）；</p> <p>第3座29樓之C單位；</p> <p>第5座19樓及20樓之A單位（複式）；</p> <p>第5座20樓及21樓之B單位（複式）；</p> <p>第5座20樓及21樓之C單位（複式）；</p> <p>第5座20樓及21樓之D單位（複式）；</p> <p>第6座19樓及20樓之A單位（複式）；</p> <p>第6座20樓及21樓之B單位（複式）；</p> <p>第6座21樓之C單位；</p> <p>第7座19樓及20樓之A單位（複式）；</p> <p>第7座20樓及21樓之B單位（複式）；</p> <p>第7座20樓及21樓之C單位（複式）；</p> <p>以下單位之主人浴室及浴室為陶瓷洗手盆配鍍鉻龍頭：</p> <p>第1座2樓至3樓、5樓至12樓、15樓至23樓及25樓A及B單位；</p> <p>第1座2樓至3樓、5樓至12樓、15樓至23樓及25樓至27樓C單位；</p> <p>第2座2樓至3樓、5樓至12樓、15樓至23樓及25樓至26樓A單位；</p> <p>第2座2樓至3樓、5樓至12樓、15樓至23樓及25樓至27樓B及C單位；</p> <p>第3座2樓至3樓、5樓至12樓、15樓至23樓及25樓A及B單位；</p> <p>第3座2樓至3樓、5樓至12樓、15樓至23樓及25樓至28樓C及D單位；</p> <p>第5座2樓至3樓、5樓至12樓及15樓至18樓A單位；</p> <p>第5座2樓至3樓、5樓至12樓及15樓至19樓B、C及D單位；</p> <p>第6座2樓至3樓、5樓至12樓及15樓至18樓A單位；</p> <p>第6座2樓至3樓、5樓至12樓及15樓至19樓B單位；</p> <p>第6座2樓至3樓、5樓至12樓及15樓至20樓C及D單位；</p> <p>第7座2樓至3樓、5樓至12樓及15樓至18樓A單位；</p> <p>第7座2樓至3樓、5樓至12樓及15樓至19樓B及C單位；</p>



3. 室內裝置		
細項	描述	
(b)	浴室	<p>主人浴室淋浴間： 以下單位之主人浴室淋浴間裝設PVD拋光金色淋浴套裝連PVD拋光金色牆身噴水咀及PVD拋光金色天花淋浴花灑：</p> <p>第1座地下及1樓之A及C單位（複式）； 第1座26樓之A單位； 第1座28樓及29樓之C單位（複式）； 第2座地下及1樓之C單位（複式）； 第2座27樓及28樓之A單位（複式）； 第2座28樓及29樓之B及C單位（複式）； 第3座26樓之A單位； 第3座27樓之A單位； 第3座28樓及29樓之A單位（複式）； 第5座19樓及20樓之A單位（複式）； 第5座20樓及21樓之B單位（複式）； 第6座19樓及20樓之A單位（複式）； 第6座20樓及21樓之B單位（複式）； 第7座19樓及20樓之A單位（複式）； 第7座20樓及21樓之B單位（複式）；</p> <p>以下單位之主人浴室淋浴間裝設鏡鋼淋浴柱：</p> <p>第3座29樓之C單位； 第5座20樓及21樓之C單位（複式）； 第5座20樓及21樓之D單位（複式）； 第6座21樓之C單位； 第7座20樓及21樓之C單位（複式）；</p> <p>以下單位之主人浴室之淋浴間裝設拋光不銹鋼淋浴柱：</p> <p>第1座2樓至3樓、5樓至12樓、15樓至23樓及25樓A及B單位； 第1座2樓至3樓、5樓至12樓、15樓至23樓及25樓至27樓C單位； 第2座2樓至3樓、5樓至12樓、15樓至23樓及25樓至26樓A單位； 第2座2樓至3樓、5樓至12樓、15樓至23樓及25樓至27樓B及C單位； 第3座2樓至3樓、5樓至12樓、15樓至23樓及25樓A及B單位； 第3座2樓至3樓、5樓至12樓、15樓至23樓及25樓至28樓C及D單位； 第5座2樓至3樓、5樓至12樓及15樓至18樓A單位； 第5座2樓至3樓、5樓至12樓及15樓至19樓B、C及D單位； 第6座2樓至3樓、5樓至12樓及15樓至18樓A單位； 第6座2樓至3樓、5樓至12樓及15樓至19樓B單位； 第6座2樓至3樓、5樓至12樓及15樓至20樓C及D單位； 第7座2樓至3樓、5樓至12樓及15樓至18樓A單位； 第7座2樓至3樓、5樓至12樓及15樓至19樓B及C單位；</p> <p>浴室淋浴間： 以下單位之浴室之淋浴間裝設鏡鋼淋浴柱：</p> <p>第1座地下及1樓A單位之浴室2（複式）； 第1座26樓A單位之浴室3； 第2座27樓及28樓A單位之浴室3（複式）； 第2座28樓及29樓B單位之浴室3（複式）； 第3座27樓A單位之浴室3； 第3座28樓及29樓A單位之浴室2、3及5（複式）； 第5座19樓及20樓A單位之浴室3（複式）； 第5座20樓及21樓B單位之浴室2（複式）； 第7座20樓及21樓B單位之浴室3（複式）；</p>

3. 室內裝置		
細項	描述	
(b)	浴室	<p>以下單位之浴室淋浴間裝設PVD拋光金色淋浴柱：</p> <p>第1座地下及1樓A單位之浴室3（複式）； 第1座地下及1樓C單位之浴室4（複式）； 第1座26樓 A單位之浴室4； 第1座28樓及29樓 C單位之浴室2（複式）； 第2座地下及1樓C單位之浴室4（複式）； 第2座28樓及29樓B單位之浴室1（複式）； 第2座28樓及29樓C單位之浴室2（複式）； 第3座26樓A單位之浴室4； 第3座27樓A單位之浴室4； 第3座28樓及29樓A單位之浴室4（複式）； 第3座29樓C單位之浴室2及4； 第5座19樓及20樓A單位之浴室2（複式）； 第5座20樓及21樓B單位之浴室3及4（複式）； 第5座20樓及21樓C單位之浴室2及3（複式）； 第5座20樓及21樓D單位之浴室2（複式）； 第6座20樓及21樓B單位之浴室3及4（複式）； 第6座21樓C單位之浴室2； 第7座19樓及20樓A單位之浴室3（複式）； 第7座20樓及21樓B單位之浴室、浴室2及浴室5（複式）； 第7座20樓及21樓C單位之浴室3（複式）；</p> <p>以下單位之浴室淋浴間裝設鍍鉻淋浴柱：</p> <p>第1座2樓至3樓、5樓至12樓、15樓至23樓及25樓A及B單位； 第1座2樓至3樓、5樓至12樓、15樓至23樓及25樓至27樓C單位； 第2座2樓至3樓、5樓至12樓、15樓至23樓及25樓至26樓A單位； 第2座2樓至3樓、5樓至12樓、15樓至23樓及25樓至27樓B及C單位； 第3座2樓至3樓、5樓至12樓、15樓至23樓及25樓A及B單位； 第3座2樓至3樓、5樓至12樓、15樓至23樓及25樓至28樓C及D單位； 第5座2樓至3樓、5樓至12樓及15樓至18樓A單位； 第5座2樓至3樓、5樓至12樓及15樓至19樓B、C及D單位； 第6座2樓至3樓、5樓至12樓及15樓至18樓A單位； 第6座2樓至3樓、5樓至12樓及15樓至19樓B單位； 第6座2樓至3樓、5樓至12樓及15樓至20樓C及D單位； 第7座2樓至3樓、5樓至12樓及15樓至18樓A單位； 第7座2樓至3樓、5樓至12樓及15樓至19樓B及C單位；</p> <p>主人浴室浴缸： 以下單位之主人浴室裝設1800毫米長 x 800毫米闊 x 450毫米高亞克力噴水浴缸、PVD拋光金色龍頭及PVD拋光金色淋浴套裝：</p> <p>第1座地下及1樓之A及C單位（複式）； 第1座26樓之A單位； 第1座28樓及29樓之C單位（複式）； 第2座地下及1樓之C單位（複式）； 第2座27樓及28樓之A單位（複式）； 第2座28樓及29樓之B及C單位（複式）； 第3座26樓之A單位； 第3座27樓之A單位； 第3座28樓及29樓之A單位（複式）； 第5座19樓及20樓之A單位（複式）； 第5座20樓及21樓之B單位（複式）； 第6座19樓及20樓之A單位（複式）； 第6座20樓及21樓之B單位（複式）； 第7座19樓及20樓之A單位（複式）； 第7座20樓及21樓之B單位（複式）；</p>



3. 室內裝置		
細項	描述	
(b)	浴室	<p>以下單位之主人浴室裝設1800毫米長 x 800毫米闊 x 410毫米高搪瓷鋼鐵浴缸、PVD拋光金色龍頭及PVD拋光金色淋浴套裝：</p> <p>第3座29樓之C單位；</p> <p>第5座20樓及21樓之C單位（複式）；</p> <p>第5座20樓及21樓之D單位（複式）；</p> <p>第6座21樓之C單位；</p> <p>第7座20樓及21樓之C單位（複式）；</p> <p>以下單位之主人浴室裝設1600毫米長 x 700毫米闊 x 410毫米高搪瓷鋼鐵浴缸、鍍鉻龍頭及鍍鉻淋浴套裝：</p> <p>第1座2樓至3樓、5樓至12樓、15樓至23樓及25樓 A及B單位；</p> <p>第1座2樓至3樓、5樓至12樓、15樓至23樓及25樓至27樓C單位；</p> <p>第2座2樓至3樓、5樓至12樓、15樓至23樓及25樓至26樓A單位；</p> <p>第2座2樓至3樓、5樓至12樓、15樓至23樓及25樓至27樓B及C單位；</p> <p>第3座2樓至3樓、5樓至12樓、15樓至23樓及25樓 A及B單位；</p> <p>第3座2樓至3樓、5樓至12樓、15樓至23樓及25樓至28樓 C及D單位；</p> <p>第5座2樓至3樓、5樓至12樓及15樓至18樓A單位；</p> <p>第5座2樓至3樓、5樓至12樓及15樓至19樓B、C及D單位；</p> <p>第6座2樓至3樓、5樓至12樓及15樓至18樓A單位；</p> <p>第6座2樓至3樓、5樓至12樓及15樓至19樓B單位；</p> <p>第6座2樓至3樓、5樓至12樓及15樓至20樓C及D單位；</p> <p>第7座2樓至3樓、5樓至12樓及15樓至18樓A單位；</p> <p>第7座2樓至3樓、5樓至12樓及15樓至19樓B及C單位；</p> <p>浴室浴缸：</p> <p>以下單位之浴室裝設1600毫米長 x 700毫米闊 x 410毫米高搪瓷鋼鐵浴缸、PVD拋光金色龍頭及PVD拋光金色淋浴套裝：</p> <p>第1座地下及1樓A單位之浴室2（複式）；</p> <p>第1座地下及1樓C單位之浴室2（複式）；</p> <p>第1座26樓A單位之浴室2及3；</p> <p>第1座28樓及29樓C單位之浴室4（複式）；</p> <p>第2座地下及1樓C單位之浴室2（複式）；</p> <p>第2座27樓及28樓A單位之浴室2、3及4（複式）；</p> <p>第2座28樓及29樓B單位之浴室2、3及5（複式）；</p> <p>第2座28樓及29樓C單位之浴室4（複式）；</p> <p>第3座26樓A單位之浴室2及3；</p> <p>第3座27樓A單位之浴室2及3；</p> <p>第3座28樓及29樓A單位之浴室2、3及5（複式）；</p> <p>第3座29樓C單位之浴室3；</p> <p>第5座19樓及20樓A單位之浴室3及4（複式）；</p> <p>第5座20樓及21樓B單位之浴室2及5（複式）；</p> <p>第5座20樓及21樓D單位之浴室3（複式）；</p> <p>第6座19樓及20樓A單位之浴室2、3及4（複式）；</p> <p>第6座20樓及21樓B單位之浴室2及5（複式）；</p> <p>第6座21樓C單位之浴室3及4；</p> <p>第7座19樓及20樓A單位之浴室2及3（複式）；</p> <p>第7座20樓及21樓B單位之浴室3及4（複式）；</p> <p>第7座20樓及21樓C單位之浴室3（複式）；</p>

3. 室內裝置		
細項	描述	
(b)	浴室	<p>以下單位之浴室裝設1600毫米長 x 700毫米闊 x 410毫米高搪瓷鋼鐵浴缸、鍍鉻龍頭及鍍鉻淋浴套裝：</p> <p>第1座2樓至3樓、5樓至12樓、15樓至23樓及25樓A單位之浴室2；</p> <p>第1座2樓至3樓、5樓至12樓、15樓至23樓及25樓B單位之浴室3；</p> <p>第1座2樓至3樓、5樓至12樓、15樓至23樓及25樓至27樓C單位之浴室2；</p> <p>第2座2樓至3樓、5樓至12樓、15樓至23樓及25樓至26樓A單位之浴室2；</p> <p>第2座2樓至3樓、5樓至12樓、15樓至23樓及25樓至27樓B單位之浴室2；</p> <p>第2座2樓至3樓、5樓至12樓、15樓至23樓及25樓至27樓C單位之浴室2；</p> <p>第3座2樓至3樓、5樓至12樓、15樓至23樓及25樓 A及B單位之浴室2；</p> <p>第5座2樓至3樓、5樓至12樓及15樓至18樓A單位之浴室2；</p> <p>第5座2樓至3樓、5樓至12樓及15樓至19樓B單位之浴室2；</p> <p>第6座2樓至3樓、5樓至12樓及15樓至18樓A單位之浴室2；</p> <p>第6座2樓至3樓、5樓至12樓及15樓至19樓B單位之浴室2；</p> <p>第7座2樓至3樓、5樓至12樓及15樓至18樓A單位之浴室3；</p> <p>第7座2樓至3樓、5樓至12樓及15樓至19樓B單位之浴室2；</p> <p>主人浴室及浴室內其他裝置：</p> <p>以下單位之主人浴室及浴室裝設24K鍍金掛衣鉤、24K鍍金廁紙架及24K鍍金毛巾棍：</p> <p>第1座地下及1樓之A及C單位（複式）；</p> <p>第1座26樓之A單位；</p> <p>第1座28樓及29樓之C單位（複式）；</p> <p>第2座地下及1樓之C單位（複式）；</p> <p>第2座27樓及28樓之A單位（複式）；</p> <p>第2座28樓及29樓之B及C單位（複式）；</p> <p>第3座26樓之A單位；</p> <p>第3座27樓之A單位；</p> <p>第3座28樓及29樓之A單位（複式）；</p> <p>第3座29樓之C單位；</p> <p>第5座19樓及20樓之A單位（複式）；</p> <p>第5座20樓及21樓之B單位（複式）；</p> <p>第5座20樓及21樓之C單位（複式）；</p> <p>第5座20樓及21樓之D單位（複式）；</p> <p>第6座19樓及20樓之A單位（複式）；</p> <p>第6座20樓及21樓之B單位（複式）；</p> <p>第6座21樓之C單位；</p> <p>第7座19樓及20樓之A單位（複式）；</p> <p>第7座20樓及21樓之B單位（複式）；</p> <p>第7座20樓及21樓之C單位（複式）；</p> <p>以下單位之客廳洗手間裝設24K鍍金掛衣鉤及24K鍍金廁紙架：</p> <p>第1座地下及1樓之A及C單位（複式）；</p> <p>第1座26樓之A單位；</p> <p>第1座28樓及29樓之C單位（複式）；</p> <p>第2座地下及1樓之C單位（複式）；</p> <p>第2座27樓及28樓之A單位（複式）；</p> <p>第2座28樓及29樓之B及C單位（複式）；</p> <p>第3座26樓之A單位；</p> <p>第3座27樓之A單位；</p> <p>第3座28樓及29樓之A單位（複式）；</p> <p>第5座19樓及20樓之A單位（複式）；</p> <p>第5座20樓及21樓之B單位（複式）；</p> <p>第5座20樓及21樓之C單位（複式）；</p> <p>第5座20樓及21樓之D單位（複式）；</p> <p>第6座19樓及20樓之A單位（複式）；</p> <p>第6座20樓及21樓之B單位（複式）；</p> <p>第7座19樓及20樓之A單位（複式）；</p> <p>第7座20樓及21樓之C單位（複式）；</p>



3. 室內裝置			
細項		描述	
(b)	浴室	以下單位之主人浴室及浴室裝設鍍鉻掛衣鉤、鍍鉻廁紙架及鍍鉻毛巾棍： 第1座2樓至3樓、5樓至12樓、15樓至23樓及25樓A及B單位； 第1座2樓至3樓、5樓至12樓、15樓至23樓及25樓至27樓C單位； 第2座2樓至3樓、5樓至12樓、15樓至23樓及25樓至26樓A單位； 第2座2樓至3樓、5樓至12樓、15樓至23樓及25樓至27樓B及C單位； 第3座2樓至3樓、5樓至12樓、15樓至23樓及25樓A及B單位； 第3座2樓至3樓、5樓至12樓、15樓至23樓及25樓至28樓C及D單位； 第5座2樓至3樓、5樓至12樓及15樓至18樓A單位； 第5座2樓至3樓、5樓至12樓及15樓至19樓B、C及D單位； 第6座2樓至3樓、5樓至12樓及15樓至18樓A單位； 第6座2樓至3樓、5樓至12樓及15樓至19樓B單位； 第6座2樓至3樓、5樓至12樓及15樓至20樓C及D單位； 第7座2樓至3樓、5樓至12樓及15樓至18樓A單位； 第7座2樓至3樓、5樓至12樓及15樓至19樓B及C單位；	
		所有單位之主人浴室設有鍍鉻發光鏡（第1座27樓、28樓及29樓 A單位（三層頂層單位）及第1座27樓 B單位除外）。	
		以下單位之浴室設有鍍鉻發光鏡： 第1座地下及1樓A單位之浴室2（複式）； 第1座26樓 A單位之浴室3； 第2座27樓及28樓A單位之浴室3（複式）； 第2座28樓及29樓B單位之浴室3（複式）； 第3座27樓A單位之浴室3； 第3座28樓及29樓A單位之浴室2、3及5（複式）； 第5座19樓及20樓A單位之浴室3（複式）； 第5座20樓及21樓B單位之浴室2（複式）； 第7座20樓及21樓B單位之浴室3（複式）；	
		所有單位工作間之洗手間設有陶瓷坐廁、陶瓷洗手盆配鍍鉻龍頭及淋浴套裝、鍍鉻掛衣鉤及鍍鉻廁紙架。	
		有關設備品牌名稱及產品型號，請參閱「設備說明表」。	
(c)	廚房	供水系統	類型 用料
			冷水喉 銅喉
			熱水喉 配有隔熱絕緣保護之銅喉
		不銹鋼洗滌盆配鍍鉻龍頭。	
		以下單位之木櫥櫃組合配高光烤漆及木皮門板： 第1座地下及1樓之A及C單位（複式）； 第1座26樓之A單位； 第1座28樓及29樓之C單位（複式）； 第2座地下及1樓之C單位（複式）； 第2座27樓及28樓之A單位（複式）； 第2座28樓及29樓之B及C單位（複式）； 第3座26樓之A單位； 第3座27樓之A單位； 第3座28樓及29樓之A單位（複式）； 第3座29樓之C單位； 第5座19樓及20樓之A單位（複式）； 第5座20樓及21樓之B單位（複式）； 第5座20樓及21樓之C單位（複式）； 第5座20樓及21樓之D單位（複式）； 第6座19樓及20樓之A單位（複式）； 第6座20樓及21樓之B單位（複式）； 第6座21樓之C單位； 第7座19樓及20樓之A單位（複式）； 第7座20樓及21樓之B單位（複式）； 第7座20樓及21樓之C單位（複式）；	

3. 室內裝置			
細項		描述	
(c)	廚房	以下單位之木櫥櫃組合配玻璃及木皮門板： 第1座2樓至3樓、5樓至12樓、15樓至23樓及25樓A及B單位； 第1座2樓至3樓、5樓至12樓、15樓至23樓及25樓至27樓C單位； 第2座2樓至3樓、5樓至12樓、15樓至23樓及25樓至26樓A單位； 第2座2樓至3樓、5樓至12樓、15樓至23樓及25樓至27樓B及C單位； 第3座2樓至3樓、5樓至12樓、15樓至23樓及25樓A及B單位； 第3座2樓至3樓、5樓至12樓、15樓至23樓及25樓至28樓C及D單位； 第5座2樓至3樓、5樓至12樓及15樓至18樓A單位； 第5座2樓至3樓、5樓至12樓及15樓至19樓B、C及D單位； 第6座2樓至3樓、5樓至12樓及15樓至18樓A單位； 第6座2樓至3樓、5樓至12樓及15樓至19樓B單位； 第6座2樓至3樓、5樓至12樓及15樓至20樓C及D單位； 第7座2樓至3樓、5樓至12樓及15樓至18樓A單位； 第7座2樓至3樓、5樓至12樓及15樓至19樓B及C單位；	
		以下單位沒有櫥櫃、沒有其他裝置及設備： 第1座27樓、28樓及29樓 A單位（三層頂層單位）； 第1座27樓 B單位	
		供水系統	冷水喉採用銅喉及熱水喉採用配有隔熱絕緣保護之銅喉
		所有其他裝置及設備的類型	有關設備品牌及產品型號，請參閱「設備說明表」。
(d)	睡房	不適用	
(e)	電話	接駁點的位置及數目	請參閱「住宅單位機電裝置位置及數量說明表」
(f)	天線	接駁點的位置及數目	請參閱「住宅單位機電裝置位置及數量說明表」
(g)	電力裝置	供電附件(包括安全裝置)	供電附件 提供電掣及插座之面板
		安全裝置	三相電力並備有微型斷路器配電箱
		導管是隱藏或外露	導管是部分隱藏及部分外露 ¹
		電插座及空調機接駁點的位置及數目	請參閱「住宅單位機電裝置位置及數量說明表」
(h)	氣體供應	類型	煤氣
		系統	煤氣喉接駁煤氣煮食爐及煤氣熱水爐
		位置	煤氣煮食爐及煤氣熱水爐的位置請參閱「設備說明表」
(i)	洗衣機接駁點	位置	請參閱「住宅單位機電裝置位置及數量說明表」
		設計	設有直徑15mm來水及直徑40mm去水接駁喉位供洗衣機
(j)	供水	水管的用料	冷水喉採用銅喉及熱水喉採用有隔熱絕緣保護之銅喉
		水管是隱藏或外露	水管是部分隱藏及部分外露 ²
		有否熱水供應	廚房、主人浴室、浴室、客廳洗手間和洗手間供應熱水

備註：

1. 除部分隱藏於混凝土內之導管外，其他部分的導管均為外露。外露的導管可能被假天花、假陣、貯存櫃、覆面、非混凝土間牆、指定之槽位或其他物料覆蓋或掩藏。

2. 除部分隱藏於混凝土內之水管外，其他部分的水管均為外露。外露的水管可能被假天花、假陣、貯存櫃、覆面、非混凝土間牆、指定之槽位或其他物料覆蓋或掩藏。



4. 雜項		
細項	描述	
(a)	升降機	<p>住宅大樓：</p> <ul style="list-style-type: none">- 第1座住宅大樓裝有2部“迅達”住客升降機（產品型號：55MMR）穿梭以下樓層：第1座住宅大樓1號及2號升降機：地庫2、地庫1、地下、2樓至3樓、5樓至12樓、15樓至23樓及25樓至27樓；- 第1座住宅大樓裝有1部“迅達”住客升降機（產品型號：55MMR）穿梭以下樓層：第1座住宅大樓4號升降機：地庫2、地庫1、地下、2樓至3樓、5樓至12樓、15樓至23樓及25樓至28樓；- 第1座住宅大樓裝有1部“迅達”消防/傷殘升降機（產品型號：55MMR）穿梭以下樓層：第1座住宅大樓3號升降機：地庫2、地庫1、地下、2樓至3樓、5樓至12樓、15樓至23樓及25樓至29樓；- 第1座住宅大樓裝有1部“迅達”私人住客升降機（產品型號：55MRL）穿梭以下樓層：第1座住宅大樓5號升降機：27樓至天台（只供27樓、28樓及29樓A單位（三層頂層單位）使用）；- 第2座住宅大樓裝有3部“迅達”住客升降機（產品型號：55MMR）穿梭以下樓層：第2座住宅大樓6號、7號及9號升降機：地庫2、地庫1、地下、2樓至3樓、5樓至12樓、15樓至23樓及25樓至28樓；- 第2座住宅大樓裝有1部“迅達”消防/傷殘升降機（產品型號：55MMR）穿梭以下樓層：第2座住宅大樓8號升降機：地庫2、地庫1、地下、2樓至3樓、5樓至12樓、15樓至23樓及25樓至29樓；- 第3座住宅大樓裝有2部“迅達”住客升降機（產品型號：55MMR）穿梭以下樓層：第3座住宅大樓10號及11號升降機：地庫2、地庫1、地下、2樓至3樓、5樓至12樓、15樓至23樓及25樓至28樓；- 第3座住宅大樓裝有1部“迅達”消防/傷殘升降機（產品型號：55MMR）穿梭以下樓層：第3座住宅大樓12號升降機：地庫2、地庫1、地下、2樓至3樓、5樓至12樓、15樓至23樓及25樓至29樓；- 第3座住宅大樓裝有2部“迅達”住客升降機（產品型號：55MMR）穿梭以下樓層：第3座住宅大樓13號及14號升降機：地庫2、地庫1、地下、2樓至3樓、5樓至12樓、15樓至23樓及25樓至29樓；- 第5座住宅大樓裝有4部“迅達”住客升降機（產品型號：55MMR）穿梭以下樓層：第5座住宅大樓15號、16號、18號及19號升降機：地庫2、地庫1、地下、2樓至3樓、5樓至12樓及15樓至20樓；- 第5座住宅大樓裝有1部“迅達”消防/傷殘升降機（產品型號：55MMR）穿梭以下樓層：第5座住宅大樓17號升降機：地庫2、地庫1、地下、2樓至3樓、5樓至12樓及15樓至21樓；- 第6座住宅大樓裝有2部“迅達”住客升降機（產品型號：55MMR）穿梭以下樓層：第6座住宅大樓20號及21號升降機：地庫2、地庫1、地下、2樓至3樓、5樓至12樓及15樓至20樓；- 第6座住宅大樓裝有1部“迅達”消防/傷殘升降機（產品型號：55MMR）穿梭以下樓層：第6座住宅大樓22號升降機：地庫2、地庫1、地下至3樓、5樓至12樓及15樓至21樓；- 第6座住宅大樓裝有2部“迅達”住客升降機（產品型號：55MMR）穿梭以下樓層：第6座住宅大樓23號及24號升降機：地庫2、地庫1、地下、2樓至3樓、5樓至12樓及15樓至21樓；- 第7座住宅大樓裝有3部“迅達”住客升降機（產品型號：55MMR）穿梭以下樓層：第7座住宅大樓25號、26號及28號升降機：地庫2、地庫1、地下、2樓至3樓、5樓至12樓及15樓至20樓；- 第7座住宅大樓裝有1部“迅達”消防/傷殘升降機（產品型號：55MMR）穿梭以下樓層：第7座住宅大樓27號升降機：地庫2、地庫1、地下、1樓至3樓、5樓至12樓及15樓至21樓； <p>基座：</p> <ul style="list-style-type: none">- 基座裝有1部“迅達”消防/傷殘升降機（產品型號：55MRL）穿梭以下樓層：基座29號升降機：地庫2至1樓

4. 雜項			
細項	描述		
(b)	信箱	用料	設有不銹鋼信箱及天然石材配框
(c)	垃圾收集	垃圾收集的方法	由清潔工人收集垃圾
		垃圾房的位置	所有住宅樓層之公用地方均設有垃圾及物料回收房(第1座及第2座1樓及29樓和第7座21樓除外)。另垃圾及物料回收站設於地庫1。
(d)	水錶、電錶及氣體錶	位置	就住宅單位而言是獨立抑或公用的錶
		水錶	住宅大廈樓層之公共水錶櫃內
		電錶	公共電錶房內
		氣體錶	個別單位廚房內

5. 保安設施			
細項	描述		
保安設施	保安系統及設備(包括嵌入式的裝備的細節及其位置)	入口通道控制及保安系統	住宅入口大堂裝有視像對講機系統及智能讀咭機。
		閉路電視	住宅大廈入口大堂、停車場、園景、會所、地庫2至1樓升降機大堂及各升降機均裝有閉路電視連接管理處
	嵌入式的裝備的細節	裝配7吋輕觸式屏幕為主控台，控制視像對講系統，連接住客入口大堂管理處	
	嵌入式裝備的位置	視像對講機的位置請參閱「住宅單位機電裝置位置及數量說明表」	

6. 設備	
細項	描述
設備	有關品牌名稱及產品型號，請參閱「設備說明表」。

賣方承諾如該項目中沒有安裝指明的品牌名稱或產品型號的升降機或設備，便會安裝品質相若的升降機或設備。



Appliances Schedule 設備說明表

Tower 1 第1座																		
Location 位置	Appliance 設備	Brand Name 品牌	Model No. 型號	G/F & 1/F (Duplex) 地下及1樓 (複式)		2/F 2樓			3/F, 5/F-12/F, 15/F-23/F & 25/F 3樓、5樓至12樓、15樓至 23樓及25樓			26/F 26樓		27/F, 28/F & 29/F (Triplex) 27樓、28樓及29樓 (三層頂層單位)		27/F 27樓		28/F & 29/F (Duplex) 28樓及29樓 (複式)
				A	C	A	B	C	A	B	C	A	C	A		B	C	C
Master Bathroom 主人浴室	Television 電視機	Oolaa	BTV22	○	○	-	-	-	-	-	-	○	-	-	/	-	○	
	Gas Water Heater 煤氣熱水爐	TGC	TRJW222TFQL	-	○	○	○	○	○	○	○	-	○	-	/	○	○	
	Exhaust Fan 抽氣扇	Gelec	DPT15-34H	○	-	○	○	○	○	○	○	○	○	-	/	○	○	
	Exhaust Fan 抽氣扇	Gelec	DPT10-24H	-	○	-	-	-	-	-	-	-	-	-	/	-	-	
	Exhaust Fan 抽氣扇	Ostberg	LPK160B1	-	-	-	-	-	-	-	-	-	-	○	/	-	-	
	Thermal Ventilator 浴室寶	Panasonic	FV-40BE2H	○	○	○	○	○	○	○	○	○	○	○	/	○	○	
Bathroom 1 浴室1	Thermal Ventilator 浴室寶	Panasonic	FV-40BE2H	/	/	/	/	/	/	/	/	/	/	/	○	/	/	
	Gas Water Heater 煤氣熱水爐	TGC	TRJW222TFQL	/	/	/	/	/	/	/	/	/	/	/	-	/	/	
	Exhaust Fan 抽氣扇	Gelec	DPT10-24H	/	/	/	/	/	/	/	/	/	/	/	○	/	/	
Bathroom 2 浴室2	Gas Water Heater 煤氣熱水爐	TGC	TRJW222TFQL	○	-	○	-	-	○	-	-	-	-	-	/	-	-	
	Exhaust Fan 抽氣扇	Gelec	DPT10-24H	○	○	○	○	○	○	○	○	○	○	○	/	○	○	
	Thermal Ventilator 浴室寶	Panasonic	FV-40BE2H	○	○	○	○	○	○	○	○	○	○	○	/	○	○	
Bathroom 3 浴室3	Gas Water Heater 煤氣熱水爐	TGC	TRJW222TFQL	-	/	-	-	-	-	-	-	-	-	○	/	-	/	
	Exhaust Fan 抽氣扇	Gelec	DPT10-24H	○	/	○	○	○	○	○	○	○	○	-	/	○	/	
	Exhaust Fan 抽氣扇	Gelec	DPT15-34H	-	/	-	-	-	-	-	-	-	-	○	/	-	/	
Bathroom 4 浴室4	Exhaust Fan 抽氣扇	Gelec	DPT10-24H	/	○	/	/	/	/	/	/	○	/	/	/	/	○	
Bathroom 5 浴室5	Gas Water Heater 煤氣熱水爐	TGC	TRJW222TFQL	/	/	/	/	/	/	/	/	/	/	○	/	/	/	
	Exhaust Fan 抽氣扇	Gelec	DPT10-24H	/	/	/	/	/	/	/	/	/	/	○	/	/	/	
Bathroom 6 浴室6	Gas Water Heater 煤氣熱水爐	TGC	TRJW222TFQL	/	/	/	/	/	/	/	/	/	/	○	/	/	/	
	Exhaust Fan 抽氣扇	Gelec	DPT10-24H	/	/	/	/	/	/	/	/	/	/	○	/	/	/	
Bathroom 7 浴室7	Gas Water Heater 煤氣熱水爐	TGC	TRJW222TFQL	/	/	/	/	/	/	/	/	/	/	-	/	/	/	
	Exhaust Fan 抽氣扇	Gelec	DPT10-24H	/	/	/	/	/	/	/	/	/	/	○	/	/	/	

Note:
1. The symbol “○” as shown in the above table denotes “Provided”.
2. The symbol “-” as shown in the above table denotes “Not provided”.
3. The symbol “/” as shown in the above table denotes “Not applicable”.
4. The Vendor undertakes that if lifts or appliances of the specified brand name or model number are not installed in the Development, lifts or appliances of comparable quality will be installed.

備註：
1. 上表 “○” 代表提供。
2. 上表 “-” 代表不提供。
3. 上表 “/” 代表不適用。
4. 賣方承諾如該項目中沒有安裝指明的品牌名稱或產品型號的升降機或設備，便會安裝品質相若的升降機或設備。

Appliances Schedule 設備說明表

Tower 1 第1座																		
Location 位置	Appliance 設備	Brand Name 品牌	Model No. 型號	G/F & 1/F (Duplex) 地下及1樓 (複式)		2/F 2樓			3/F, 5/F-12/F, 15/F-23/F & 25/F 3樓、5樓至12樓、15樓至 23樓及25樓			26/F 26樓		27/F, 28/F & 29/F (Triplex) 27樓、28樓及29樓 (三層頂層單位)		27/F 27樓		28/F & 29/F (Duplex) 28樓及29樓 (複式)
				A	C	A	B	C	A	B	C	A	C	A	B	C	C	
Powder Room 客廳洗手間	Gas Water Heater 煤氣熱水爐	TGC	TRJW222TFQL	-	○							-		-			-	
	Exhaust Fan 抽氣扇	Gelec	DPT10-24H	○	○							○		○			○	
Lavatory 洗手間	Gas Water Heater 煤氣熱水爐	TGC	TRJW222TFQL	○	-	-	○	-	-	○	-	○	-		○	-	-	
	Exhaust Fan 抽氣扇	Gelec	DPT10-24H	○	○	○	○	○	○	○	○	○	○		○	○	○	
	Fresh Air Fan 鮮風扇	Gelec	DPT10-24H	-	-	-	-	○	-	-	○	-	-		-	-	-	
Indoor Pool 室內游泳池	Dehumidifier 抽濕機	Sustain E	HBD-07SL											○				
	Exhaust Fan 抽氣扇	Ostberg	LPK160B1											○				

Note:
1. The symbol “○” as shown in the above table denotes “Provided”.
2. The symbol “-” as shown in the above table denotes “Not provided”.
3. The symbol “／” as shown in the above table denotes “Not applicable”.
4. The Vendor undertakes that if lifts or appliances of the specified brand name or model number are not installed in the Development, lifts or appliances of comparable quality will be installed.

備註：
1. 上表 “○” 代表提供。
2. 上表 “-” 代表不提供。
3. 上表 “／” 代表不適用。
4. 賣方承諾如該項目中沒有安裝指明的品牌名稱或產品型號的升降機或設備，便會安裝品質相若的升降機或設備。



Appliances Schedule 設備說明表

Tower 2 第2座																		
Location 位置	Appliance 設備	Brand Name 品牌	Model No. 型號	G/F & 1/F (Duplex) 地下及1樓 (複式)	2/F 2樓			3/F, 5/F-12/F, 15/F-23/F & 25/F 3樓、5樓至12樓、15樓至 23樓及25樓			26/F 26樓			27/F 27樓		27/F & 28/F (Duplex) 27樓及28樓 (複式)	28/F & 29/F (Duplex) 28樓及29樓 (複式)	
				C	A	B	C	A	B	C	A	B	C	B	C	A	B	C
Master Bathroom 主人浴室	Television 電視機	Oolaa	BTV22	○	-	-	-	-	-	-	-	-	-	-	-	○	○	○
	Gas Water Heater 煤氣熱水爐	TGC	TRJW222TFQL	○	-	-	○	-	-	○	-	-	-	-	○	-	○	○
	Exhaust Fan 抽氣扇	Gelec	DPT15-34H	-	○	○	○	○	○	○	○	○	○	○	○	-	○	○
	Exhaust Fan 抽氣扇	Gelec	DPT10-24H	○	-	-	-	-	-	-	-	-	-	-	-	-	-	-
	Exhaust Fan 抽氣扇	Ostberg	LPK160B1	-	-	-	-	-	-	-	-	-	-	-	-	○	-	-
	Thermal Ventilator 浴室寶	Panasonic	FV-40BE2H	○	○	○	○	○	○	○	○	○	○	○	○	○	○	○
Bathroom 1 浴室1	Exhaust Fan 抽氣扇	Gelec	DPT15-34H	/	/	/	/	/	/	/	/	/	/	/	/	/	○	/
Bathroom 2 浴室2	Gas Water Heater 煤氣熱水爐	TGC	TRJW222TFQL	-	○	-	-	○	-	-	○	-	-	-	-	○	-	-
	Exhaust Fan 抽氣扇	Gelec	DPT10-24H	○	○	○	○	○	○	○	○	○	○	○	○	○	○	○
	Thermal Ventilator 浴室寶	Panasonic	FV-40BE2H	○	○	○	○	○	○	○	○	○	○	○	○	○	○	○
Bathroom 3 浴室3	Gas Water Heater 煤氣熱水爐	TGC	TRJW222TFQL	/	-	-	-	-	-	-	-	-	-	-	-	○	○	/
	Exhaust Fan 抽氣扇	Gelec	DPT10-24H	/	○	○	○	○	○	○	○	○	○	○	○	○	○	/
Bathroom 4 浴室4	Gas Water Heater 煤氣熱水爐	TGC	TRJW222TFQL	/	/	/	/	/	/	/	/	/	/	/	/	○	/	-
	Exhaust Fan 抽氣扇	Gelec	DPT10-24H	/	/	/	/	/	/	/	/	/	/	/	/	○	/	○
Bathroom 5 浴室5	Exhaust Fan 抽氣扇	Gelec	DPT10-24H	/	/	/	/	/	/	/	/	/	/	/	/	/	○	/
Powder Room 客廳洗手間	Gas Water Heater 煤氣熱水爐	TGC	TRJW222TFQL	○	/	/	/	/	/	/	/	/	/	/	/	-	-	-
	Exhaust Fan 抽氣扇	Gelec	DPT10-24H	○	/	/	/	/	/	/	/	/	/	/	/	○	○	○
Lavatory 洗手間	Gas Water Heater 煤氣熱水爐	TGC	TRJW222TFQL	-	-	○	-	-	○	-	-	○	-	○	-	-	○	-
	Exhaust Fan 抽氣扇	Gelec	DPT10-24H	○	○	○	○	○	○	○	○	○	○	○	○	○	○	○
	Fresh Air Fan 鮮風扇	Gelec	DPT10-24H	-	-	-	○	-	-	○	-	-	-	-	-	-	-	-

Note:
1. The symbol “○” as shown in the above table denotes “Provided”.
2. The symbol “-” as shown in the above table denotes “Not provided”.
3. The symbol “/” as shown in the above table denotes “Not applicable”.
4. The Vendor undertakes that if lifts or appliances of the specified brand name or model number are not installed in the Development, lifts or appliances of comparable quality will be installed.

備註：
1. 上表 “○” 代表提供。
2. 上表 “-” 代表不提供。
3. 上表 “/” 代表不適用。
4. 賣方承諾如該項目中沒有安裝指明的品牌名稱或產品型號的升降機或設備，便會安裝品質相若的升降機或設備。



Appliances Schedule 設備說明表

Tower 3 第3座																						
Location 位置	Appliance 設備	Brand Name 品牌	Model No. 型號	2/F 2樓				3/F, 5/F-12/F, 15/F-23/F & 25/F 3樓、5樓至12樓、15樓至23樓 及25樓				26/F 26樓			27/F 27樓			28/F & 29/F (Duplex) 28樓及29樓 (複式)		28/F 28樓		29/F 29樓
				A	B	C	D	A	B	C	D	A	C	D	A	C	D	A	C	D	C	
Master Bathroom 主人浴室	Television 電視機	Oolaa	BTV22	-	-	-	-	-	-	-	-	○	-	-	○	-	-	○	-	-	○	
	Gas Water Heater 煤氣熱水爐	TGC	TRJW222TFQL	-	-	○	-	-	-	○	-	-	○	-	-	○	-	○	○	-	○	
	Exhaust Fan 抽氣扇	Gelec	DPT15-34H	-	-	-	-	-	-	-	-	○	-	-	○	-	-	○	-	-	-	
	Exhaust Fan 抽氣扇	Gelec	DPT10-24H	○	○	○	○	○	○	○	○	-	○	○	-	○	○	-	○	○	○	
	Thermal Ventilator 浴室寶	Panasonic	FV-40BE2H	○	○	○	○	○	○	○	○	○	○	○	○	○	○	○	○	○	○	
Bathroom 2 浴室2	Gas Water Heater 煤氣熱水爐	TGC	TRJW222TFQL	-	-	-	○	-	-	-	○	-	-	○	-	-	○	-	-	○	-	
	Exhaust Fan 抽氣扇	Gelec	DPT10-24H	○	○	○	○	○	○	○	○	○	○	○	○	○	○	○	○	○	○	
	Thermal Ventilator 浴室寶	Panasonic	FV-40BE2H	○	○	○	○	○	○	○	○	○	○	○	○	○	○	○	○	○	○	
Bathroom 3 浴室3	Gas Water Heater 煤氣熱水爐	TGC	TRJW222TFQL	-	-	/	/	-	-	/	/	-	/	/	-	/	/	-	/	/	○	
	Exhaust Fan 抽氣扇	Gelec	DPT10-24H	○	○	/	/	○	○	/	/	○	/	/	○	/	/	-	/	/	○	
	Exhaust Fan 抽氣扇	Gelec	DPT15-34H	-	-	/	/	-	-	/	/	-	/	/	-	/	/	○	/	/	-	
Bathroom 4 浴室4	Gas Water Heater 煤氣熱水爐	TGC	TRJW222TFQL	/	/	/	/	/	/	/	/	-	/	/	-	/	/	-	/	/	○	
	Exhaust Fan 抽氣扇	Gelec	DPT10-24H	/	/	/	/	/	/	/	/	○	/	/	○	/	/	○	/	/	○	
Bathroom 5 浴室5	Exhaust Fan 抽氣扇	Gelec	DPT10-24H	/	/	/	/	/	/	/	/	/	/	/	/	/	/	○	/	/	/	
Powder Room 客廳洗手間	Exhaust Fan 抽氣扇	Gelec	DPT10-24H	/	/	/	/	/	/	/	/	○	/	/	○	/	/	○	/	/	/	
Lavatory 洗手間	Exhaust Fan 抽氣扇	Gelec	DPT10-24H	○	○	○	○	○	○	○	○	○	○	○	○	○	○	○	○	○	○	
	Fresh Air Fan 鮮風扇	Gelec	DPT10-24H	-	-	-	-	-	-	-	-	-	○	-	-	○	-	-	-	-	-	

Note:
1. The symbol “○” as shown in the above table denotes “Provided”.
2. The symbol “-” as shown in the above table denotes “Not provided”.
3. The symbol “/” as shown in the above table denotes “Not applicable”.
4. The Vendor undertakes that if lifts or appliances of the specified brand name or model number are not installed in the Development, lifts or appliances of comparable quality will be installed.

備註：
1. 上表 “○” 代表提供。
2. 上表 “-” 代表不提供。
3. 上表 “/” 代表不適用。
4. 賣方承諾如該項目中沒有安裝指明的品牌名稱或產品型號的升降機或設備，便會安裝品質相若的升降機或設備。

Appliances Schedule 設備說明表

Tower 5 第5座																			
Location 位置	Appliance 設備	Brand Name 品牌	Model No. 型號	2/F 2樓				3/F, 5/F-12/F, 15/F-18/F 3樓、5樓至12樓、15樓至18樓				19/F & 20/F (Duplex) 19樓及20樓(複式)	19/F 19樓				20/F & 21/F (Duplex) 20樓及21樓(複式)		
				A	B	C	D	A	B	C	D	A	B	C	D	B	C	D	
Master Bathroom 主人浴室	Television 電視機	Oolaa	BTV22	-	-	-	-	-	-	-	-	○	-	-	-	○	○	○	
	Gas Water Heater 煤氣熱水爐	TGC	TRJW222TFQL	○	-	-	○	○	-	-	○	○	-	-	○	-	-	-	
	Exhaust Fan 抽氣扇	Gelec	DPT15-34H	○	○	○	-	○	○	○	-	○	○	○	-	○	○	○	
	Exhaust Fan 抽氣扇	Gelec	DPT10-24H	-	-	-	○	-	-	-	○	-	-	-	○	-	-	-	
	Thermal Ventilator 浴室寶	Panasonic	FV-40BE2H	○	○	○	○	○	○	○	○	○	○	○	○	○	○	○	
Bathroom 2 浴室2	Gas Water Heater 煤氣熱水爐	TGC	TRJW222TFQL	-	-	-	-	-	-	-	-	-	-	-	-	○	○	-	
	Exhaust Fan 抽氣扇	Gelec	DPT10-24H	○	○	○	○	○	○	○	○	○	○	○	○	○	○	○	
	Thermal Ventilator 浴室寶	Panasonic	FV-40BE2H	○	○	○	○	○	○	○	○	○	○	○	○	○	○	○	
Bathroom 3 浴室3	Exhaust Fan 抽氣扇	Gelec	DPT10-24H	○	○	/	/	○	○	/	/	○	○	/	/	○	○	○	
	Fresh Air Fan 鮮風扇	Gelec	DPT10-24H	-	-	/	/	-	-	/	/	○	-	/	/	-	-	○	
Bathroom 4 浴室4	Gas Water Heater 煤氣熱水爐	TGC	TRJW222TFQL	/	/	/	/	/	/	/	/	-	/	/	/	○	/	/	
	Exhaust Fan 抽氣扇	Gelec	DPT10-24H	/	/	/	/	/	/	/	/	○	/	/	/	○	/	/	
Bathroom 5 浴室5	Exhaust Fan 抽氣扇	Gelec	DPT10-24H	/	/	/	/	/	/	/	/	/	/	/	/	○	/	/	
Powder Room 客廳洗手間	Exhaust Fan 抽氣扇	Gelec	DPT10-24H	/	/	/	/	/	/	/	/	○	/	/	/	○	○	○	
	Fresh Air Fan 鮮風扇	Gelec	DPT10-24H	/	/	/	/	/	/	/	/	-	/	/	/	○	-	-	
Lavatory 洗手間	Exhaust Fan 抽氣扇	Gelec	DPT10-24H	○	○	○	○	○	○	○	○	○	○	○	○	○	○	○	
	Fresh Air Fan 鮮風扇	Gelec	DPT10-24H	-	-	-	-	-	-	-	-	-	-	○	-	-	-	-	

Note:
1. The symbol “○” as shown in the above table denotes “Provided”.
2. The symbol “-” as shown in the above table denotes “Not provided”.
3. The symbol “/” as shown in the above table denotes “Not applicable”.
4. The Vendor undertakes that if lifts or appliances of the specified brand name or model number are not installed in the Development, lifts or appliances of comparable quality will be installed.

備註：
1. 上表 “○” 代表提供。
2. 上表 “-” 代表不提供。
3. 上表 “/” 代表不適用。
4. 賣方承諾如該項目中沒有安裝指明的品牌名稱或產品型號的升降機或設備，便會安裝品質相若的升降機或設備。



Appliances Schedule 設備說明表

Tower 6 第6座																					
Location 位置	Appliance 設備	Brand Name 品牌	Model No. 型號	2/F 2樓				3/F, 5/F-12/F, 15/F-18/F 3樓、5樓至12樓、15樓至18樓				19/F & 20/F (Duplex) 19樓及20樓 (複式)	19/F 19樓				20/F & 21/F (Duplex) 20樓及21樓 (複式)	20/F 20樓			21/F 21樓
				A	B	C	D	A	B	C	D	A	B	C	D	B	C	D	C		
Master Bathroom 主人浴室	Television 電視機	Oolaa	BTV22	-	-	-	-	-	-	-	-	-	○	-	-	-	○	-	-	○	
	Gas Water Heater 煤氣熱水爐	TGC	TRJW222TFQL	-	-	○	○	-	-	○	○	-	-	○	○	-	○	○	○	○	
	Exhaust Fan 抽氣扇	Gelec	DPT15-34H	○	○	-	-	○	○	-	-	○	○	○	-	-	○	-	-	-	
	Exhaust Fan 抽氣扇	Gelec	DPT10-24H	-	-	○	○	-	-	○	○	-	-	○	○	-	○	○	○	○	
	Thermal Ventilator 浴室寶	Panasonic	FV-40BE2H	○	○	○	○	○	○	○	○	○	○	○	○	○	○	○	○	○	
Bathroom 2 浴室2	Gas Water Heater 煤氣熱水爐	TGC	TRJW222TFQL	-	-	-	-	-	-	-	-	○	-	-	-	○	-	-	-	-	
	Exhaust Fan 抽氣扇	Gelec	DPT10-24H	○	○	○	○	○	○	○	○	○	○	○	○	○	○	○	○	○	
	Thermal Ventilator 浴室寶	Panasonic	FV-40BE2H	○	○	○	○	○	○	○	○	○	○	○	○	○	○	○	○	○	
Bathroom 3 浴室3	Exhaust Fan 抽氣扇	Gelec	DPT10-24H	○	○	/	/	○	○	/	/	○	○	/	/	○	/	/	○	○	
	Fresh Air Fan 鮮風扇	Gelec	DPT10-24H	-	-	/	/	-	-	/	/	○	-	/	/	-	/	/	-	-	
Bathroom 4 浴室4	Gas Water Heater 煤氣熱水爐	TGC	TRJW222TFQL	/	/	/	/	/	/	/	/	-	/	/	/	○	/	/	○	○	
	Exhaust Fan 抽氣扇	Gelec	DPT10-24H	/	/	/	/	/	/	/	/	○	/	/	/	○	/	/	○	○	
Bathroom 5 浴室5	Exhaust Fan 抽氣扇	Gelec	DPT10-24H	/	/	/	/	/	/	/	/	/	/	/	/	○	/	/	/	/	
Powder Room 客廳洗手間	Exhaust Fan 抽氣扇	Gelec	DPT10-24H	/	/	/	/	/	/	/	/	○	/	/	/	○	/	/	/	/	
Lavatory 洗手間	Gas Water Heater 煤氣熱水爐	TGC	TRJW222TFQL	-	-	-	-	-	-	-	-	-	-	-	-	○	-	-	-	-	
	Exhaust Fan 抽氣扇	Gelec	DPT10-24H	○	○	○	○	○	○	○	○	○	○	○	○	○	○	○	○	○	
	Fresh Air Fan 鮮風扇	Gelec	DPT10-24H	-	-	-	○	-	-	-	○	-	-	-	○	-	-	○	○	○	

Note:
1. The symbol “○” as shown in the above table denotes “Provided”.
2. The symbol “-” as shown in the above table denotes “Not provided”.
3. The symbol “/” as shown in the above table denotes “Not applicable”.
4. The Vendor undertakes that if lifts or appliances of the specified brand name or model number are not installed in the Development, lifts or appliances of comparable quality will be installed.

備註：
1. 上表 “○” 代表提供。
2. 上表 “-” 代表不提供。
3. 上表 “/” 代表不適用。
4. 賣方承諾如該項目中沒有安裝指明的品牌名稱或產品型號的升降機或設備，便會安裝品質相若的升降機或設備。

Appliances Schedule 設備說明表

Tower 7 第7座														
Location 位置	Appliance 設備	Brand Name 品牌	Model No. 型號	2/F 2樓			3/F, 5/F-12/F, 15/F-18/F 3樓、5樓至12樓、15樓至18樓			19/F & 20/F (Duplex) 19樓及20樓(複式)	19/F 19樓			20/F & 21/F (Duplex) 20樓及21樓(複式)
				A	B	C	A	B	C	A	B	C	B	C
Master Bathroom 主人浴室	Television 電視機	Oolaa	BTV22	-	-	-	-	-	-	○	-	-	○	○
	Gas Water Heater 煤氣熱水爐	TGC	TRJW222TFQL	-	○	-	-	○	-	○	○	-	-	○
	Exhaust Fan 抽氣扇	Gelec	DPT15-34H	○	○	-	○	○	-	○	○	-	○	○
	Exhaust Fan 抽氣扇	Gelec	DPT10-24H	-	-	○	-	-	○	-	-	○	-	-
	Thermal Ventilator 浴室寶	Panasonic	FV-40BE2H	○	○	○	○	○	○	○	○	○	○	○
Bathroom 浴室	Exhaust Fan 抽氣扇	Gelec	DPT15-34H	/	/	/	/	/	/	/	/	/	○	/
Bathroom 2 浴室2	Gas Water Heater 煤氣熱水爐	TGC	TRJW222TFQL	○	-	-	○	-	-	-	-	-	○	-
	Exhaust Fan 抽氣扇	Gelec	DPT10-24H	○	○	○	○	○	○	○	○	○	○	○
	Thermal Ventilator 浴室寶	Panasonic	FV-40BE2H	○	○	○	○	○	○	○	○	○	○	○
Bathroom 3 浴室3	Exhaust Fan 抽氣扇	Gelec	DPT10-24H	○	○	/	○	○	/	○	○	/	○	○
Bathroom 4 浴室4	Gas Water Heater 煤氣熱水爐	TGC	TRJW222TFQL	/	/	/	/	/	/	○	/	/	-	/
	Exhaust Fan 抽氣扇	Gelec	DPT10-24H	/	/	/	/	/	/	○	/	/	○	/
Bathroom 5 浴室5	Gas Water Heater 煤氣熱水爐	TGC	TRJW222TFQL	/	/	/	/	/	/	/	/	/	○	/
	Exhaust Fan 抽氣扇	Gelec	DPT10-24H	/	/	/	/	/	/	/	/	/	○	/
Powder Room 客廳洗手間	Exhaust Fan 抽氣扇	Gelec	DPT10-24H	/	/	/	/	/	/	○	○	/	/	○
Lavatory 洗手間	Gas Water Heater 煤氣熱水爐	TGC	TRJW222TFQL	-	-	○	-	-	○	-	-	○	-	-
	Exhaust Fan 抽氣扇	Gelec	DPT10-24H	○	○	○	○	○	○	○	○	○	○	○

Note:
1. The symbol “○” as shown in the above table denotes “Provided”.
2. The symbol “-” as shown in the above table denotes “Not provided”.
3. The symbol “/” as shown in the above table denotes “Not applicable”.
4. The Vendor undertakes that if lifts or appliances of the specified brand name or model number are not installed in the Development, lifts or appliances of comparable quality will be installed.

備註：
1. 上表 “○” 代表提供。
2. 上表 “-” 代表不提供。
3. 上表 “/” 代表不適用。
4. 賣方承諾如該項目中沒有安裝指明的品牌名稱或產品型號的升降機或設備，便會安裝品質相若的升降機或設備。



Appliances Schedule 設備說明表

Tower 1 第1座																	
Location 位置	Appliance 設備	Brand Name 品牌	Model No. 型號	G/F & 1/F (Duplex) 地下及1樓(複式)		2/F 2樓			3/F,5/F-12/F,15/F-23/F & 25/F 3樓、5樓至12樓、15樓至 23樓及25樓			26/F 26樓		27/F, 28/F & 29/F (Triplex) 27樓、28樓及29樓 (三層頂層單位)	27/F 27樓		28/F & 29/F (Duplex) 28樓及29樓 (複式)
				A	C	A	B	C	A	B	C	A	C	A	B	C	C
Kitchen 廚房	Cooker Hood 抽油煙機	Wolf	ICBPW602718	-	○	-	-	-	-	-	-	-	-	-	-	-	○
			ICBPW362418	○	-	-	-	-	-	-	-	○	-	-	-	-	-
			ICBVU30S	○	-	-	-	-	-	-	-	○	-	-	-	-	-
			ICBVW45B	-	-	○	○	-	○	○	-	-	-	-	-	-	-
			ICBVW36B	-	-	-	-	○	-	-	○	-	○	-	-	○	-
	Gas Hob 煤氣煮食爐	Wolf	ICBMM15T/S	-	○	-	-	-	-	-	-	-	-	-	-	-	○
			ICBCG152T/S	○	○	-	-	-	-	-	-	○	-	-	-	-	○
		Gaggenau	VG231320HK	-	-	○	○	○	○	○	○	-	○	-	-	○	-
			VG232320HK	-	-	○	○	○	○	○	○	-	○	-	-	○	-
	Chinese Wok Burner 中式煮食爐	Wolf	ICBSRT362W	○	-	-	-	-	-	-	-	○	-	-	-	-	-
	Induction Hob 電磁煮食爐	Wolf	ICBCI152TF/S	○	○	-	-	-	-	-	-	○	-	-	-	-	○
		Gaggenau	VI232120	-	-	○	○	○	○	○	○	-	○	-	-	○	-
	BBQ Grill 燒烤爐	Wolf	ICBGM15TF/S	-	○	-	-	-	-	-	-	-	-	-	-	-	○
	Electric Oven 電焗爐	Wolf	ICBSO30PM/S/PH	○	○	-	-	-	-	-	-	○	-	-	-	-	○
			ICBSO24TE/S/TH	-	-	-	-	-	-	-	-	-	-	-	-	-	-
	Steam Oven 蒸爐	Wolf	ICBCSO24TE/S/TH	○	○	-	-	-	-	-	-	○	-	-	-	-	○
		Gaggenau	BSP220110 or 或 BSP221110*	-	-	○	○	○	○	○	○	-	○	-	-	○	-
	Combi Oven with Microwave 微波焗爐	Gaggenau	BMP250110 or 或 BMP251110*	-	-	○	○	○	○	○	○	-	○	-	-	○	-
	Microwave Oven w/ Grill 微波燒烤爐	Gaggenau	BMP224110 or 或 BMP225110*	○	○	-	-	-	-	-	-	○	-	-	-	-	○
	Warming Drawer 暖櫃	Gaggenau	WSP221110	○	○	-	-	-	-	-	-	○	-	-	-	-	○
	Refrigerator 雪櫃	Sub-Zero	ICBBI-48S/S/TH	○	○	-	-	-	-	-	-	○	-	-	-	-	○
			ICBBI-42S/S/TH	-	-	-	-	-	-	-	-	-	-	-	-	-	-
		Gaggenau	RB280303	-	-	○	○	○	○	○	○	-	○	-	-	○	-
			RY492304	-	-	-	-	-	-	-	-	-	-	-	-	-	-
	Wine Cellar 酒櫃	Sub-Zero	ICBIW-24	○	○	-	-	-	-	-	-	○	-	-	-	-	○
		Gaggenau	RW404261	-	-	-	-	○	-	-	○	-	○	-	-	○	-
		Vintec	V20SGE	-	-	-	-	-	-	-	-	-	-	-	-	-	-
	Coffee Machine 咖啡機	Gaggenau	CMP250111	○	○	-	-	-	-	-	-	○	-	-	-	-	○

Note:

1. The symbol “○” as shown in the above table denotes “Provided”.

2. The symbol “-” as shown in the above table denotes “Not provided”.

3. The symbol “*” as shown in the above table denotes the model number of the right-hinged and left-hinged model of the appliances which are of comparable quality.

4. The Vendor undertakes that if lifts or appliances of the specified brand name or model number are not installed in the Development, lifts or appliances of comparable quality will be installed.

備註：

1. 上表 “○” 代表提供。

2. 上表 “-” 代表不提供。

3. 上表 “*” 代表所列之型號為該設備之右鉸型號及左鉸型號，其品質相若。

4. 賣方承諾如該項目中沒有安裝指明的品牌名稱或產品型號的升降機或設備，便會安裝品質相若的升降機或設備。

Appliances Schedule 設備說明表

Tower 1 第1座																	
Location 位置	Appliance 設備	Brand Name 品牌	Model No. 型號	G/F & 1/F (Duplex) 地下及1樓(複式)		2/F 2樓			3/F,5/F-12/F,15/F-23/F & 25/F 3樓、5樓至12樓、15樓至 23樓及25樓			26/F 26樓		27/F, 28/F & 29/F (Triplex) 27樓、28樓及29樓 (三層頂層單位)	27/F 27樓		28/F & 29/F (Duplex) 28樓及29樓 (複式)
				A	C	A	B	C	A	B	C	A	C	A	B	C	C
Kitchen 廚房	2 in 1 Washer & Dryer 2 合1 洗衣乾衣機	Siemens 西門子	WK14D321HK	-	○	○	○	-	○	○	-	-	-	-	-	-	○
	Dishwasher 洗碗碟機	Gaggenau	DF480162	○	○	-	-	-	-	-	-	○	-	-	-	-	○
		Gaggenau	DF250161	-	-	○	○	○	○	○	○	-	○	-	-	○	-
	Gas Water Heater 煤氣熱水爐	TGC	TRJW222TFQL	○	○	○	-	○	○	-	○	-	○	○	○	○	○
	Exhaust Fan 抽氣扇	Gelec	DPT15-34H	-	○	○	○	○	○	○	○	○	○	-	○	○	○
	Exhaust Fan 抽氣扇	Ostberg	LPK160B1	○	-	-	-	-	-	-	-	-	-	○	-	-	-
	Electric Water Heater 電熱水爐	Stiebel Eltron 斯寶亞創	DHB-E24LCD	-	-	-	○	-	-	○	-	-	-	○	-	-	-
Living Room/ Dining Room 客廳/飯廳	Wine Cellar 酒櫃	Gaggeanu	RW404261	-	-	○	○	-	○	○	-	-	-	-	-	-	-
	Coffee Machine 咖啡機	Gaggeanu	CMP250111	-	-	○	○	-	○	○	-	-	-	-	-	-	-
Utility Room 工作間	2 in 1 Washer & Dryer 2 合1 洗衣乾衣機	Siemens 西門子	WD14D366HK	-	-	-	-	○	-	-	○	-	○	-	-	○	-
	Washer 洗衣機	Gaggenau	WM260163	○	-	-	-	-	-	-	-	○	-	-	-	-	-
	Dryer 乾衣機	Gaggenau	WT260101	○	-	-	-	-	-	-	-	○	-	-	-	-	-

Note:
1. The symbol “○” as shown in the above table denotes “Provided”.
2. The symbol “-” as shown in the above table denotes “Not provided”.
3. The symbol “*” as shown in the above table denotes the model number of the right-hinged and left-hinged model of the appliances which are of comparable quality.
4. The Vendor undertakes that if lifts or appliances of the specified brand name or model number are not installed in the Development, lifts or appliances of comparable quality will be installed.

備註：
1. 上表 “○” 代表提供。
2. 上表 “-” 代表不提供。
3. 上表 “*” 代表所列之型號為該設備之右鉸型號及左鉸型號，其品質相若。
4. 賣方承諾如該項目中沒有安裝指明的品牌名稱或產品型號的升降機或設備，便會安裝品質相若的升降機或設備。

Appliances Schedule 設備說明表

Tower 2 第2座																			
Location 位置	Appliance 設備	Brand Name 品牌	Model No. 型號	G/F & 1/F (Duplex) 地下及1樓 (複式)	2/F 2樓			3/F,5/F-12/F,15/F-23/F & 25/F 3樓、5樓至12樓、15樓至 23樓及25樓			26/F 26樓			27/F 27樓		27/F & 28/F (Duplex) 27樓及28樓 (複式)	28/F & 29/F (Duplex) 28樓及29樓 (複式)		
				C	A	B	C	A	B	C	A	B	C	B	C	A	B	C	
Kitchen 廚房	Cooker Hood 抽油煙機	Wolf	ICBPW602718	○	-	-	-	-	-	-	-	-	-	-	-	○	-	○	
			ICBPW362418	-	-	-	-	-	-	-	-	-	-	-	-	-	○	-	
			ICBVU30S	-	-	-	-	-	-	-	-	-	-	-	-	-	-	-	-
			ICBVW45B	-	○	○	-	○	○	-	○	○	-	○	-	-	○	-	-
			ICBVW36B	-	-	-	○	-	-	○	-	-	○	-	○	-	-	-	-
	Gas Hob 煤氣煮食爐	Wolf	ICBMM15T/S	○	-	-	-	-	-	-	-	-	-	-	-	○	-	○	
			ICBCG152T/S	○	-	-	-	-	-	-	-	-	-	-	-	○	○	○	
		Gaggenau	VG231320HK	-	○	○	○	○	○	○	○	○	○	○	○	-	-	-	-
			VG232320HK	-	○	○	○	○	○	○	○	○	○	○	○	-	-	-	-
	Chinese Wok Burner 中式煮食爐	Wolf	ICBSRT362W	-	-	-	-	-	-	-	-	-	-	-	-	-	○	-	
	Induction Hob 電磁煮食爐	Wolf	ICBCI152TF/S	○	-	-	-	-	-	-	-	-	-	-	-	○	○	○	
		Gaggenau	VI232120	-	○	○	○	○	○	○	○	○	○	○	○	-	-	-	
	BBQ Grill 燒烤爐	Wolf	ICBGM15TF/S	○	-	-	-	-	-	-	-	-	-	-	-	○	○	○	
	Electric Oven 電焗爐	Wolf	ICBSO30PM/S/PH	○	-	-	-	-	-	-	-	-	-	-	-	○	○	○	
			ICBSO24TE/S/TH	-	-	-	-	-	-	-	-	-	-	-	-	-	-	-	-
	Steam Oven 蒸爐	Wolf	ICBCSO24TE/S/TH	○	-	-	-	-	-	-	-	-	-	-	-	○	○	○	
		Gaggenau	BSP220110 or 或 BSP221110*	-	○	○	○	○	○	○	○	○	○	○	○	-	-	-	
	Combi Oven with Microwave 微波焗爐	Gaggenau	BMP250110 or 或 BMP251110*	-	○	○	○	○	○	○	○	○	○	○	○	-	-	-	
	Microwave Oven w/ Grill 微波燒烤爐	Gaggenau	BMP224110 or 或 BMP225110*	○	-	-	-	-	-	-	-	-	-	-	-	○	○	○	
	Warming Drawer 暖櫃	Gaggenau	WSP221110	○	-	-	-	-	-	-	-	-	-	-	-	○	○	○	
	Refrigerator 雪櫃	Sub-Zero	ICBBI-48S/S/TH	○	-	-	-	-	-	-	-	-	-	-	-	○	○	○	
			ICBBI-42S/S/TH	-	-	-	-	-	-	-	-	-	-	-	-	-	-	-	-
		Gaggenau	RB280303	-	○	○	○	○	○	○	○	○	○	○	○	-	-	-	-
			RY492304	-	-	-	-	-	-	-	-	-	-	-	-	-	-	-	-
	Wine Cellar 酒櫃	Sub-Zero	ICBIW-24	○	-	-	-	-	-	-	-	-	-	-	-	○	○	○	
		Gaggenau	RW404261	-	-	○	○	-	○	○	-	○	○	○	○	-	-	-	
		Vintec	V20SGE	-	-	-	-	-	-	-	-	-	-	-	-	-	-	-	
	Coffee Machine 咖啡機	Gaggenau	CMP250111	○	-	○	-	-	○	-	-	○	-	○	-	○	○	○	

Note:
1. The symbol “○” as shown in the above table denotes “Provided”.
2. The symbol “-” as shown in the above table denotes “Not provided”.
3. The symbol “*” as shown in the above table denotes the model number of the right-hinged and left-hinged model of the appliances which are of comparable quality.
4. The Vendor undertakes that if lifts or appliances of the specified brand name or model number are not installed in the Development, lifts or appliances of comparable quality will be installed.

備註：
1. 上表 “○” 代表提供。
2. 上表 “-” 代表不提供。
3. 上表 “*” 代表所列之型號為該設備之右鉸型號及左鉸型號，其品質相若。
4. 賣方承諾如該項目中沒有安裝指明的品牌名稱或產品型號的升降機或設備，便會安裝品質相若的升降機或設備。

Appliances Schedule 設備說明表

Tower 2 第2座																		
Location 位置	Appliance 設備	Brand Name 品牌	Model No. 型號	G/F & 1/F (Duplex) 地下及1樓 (複式)	2/F 2樓			3/F,5/F-12/F,15/F-23/F & 25/F 3樓、5樓至12樓、15樓至 23樓及25樓			26/F 26樓			27/F 27樓		27/F & 28/F (Duplex) 27樓及28樓 (複式)	28/F & 29/F (Duplex) 28樓及29樓 (複式)	
				C	A	B	C	A	B	C	A	B	C	B	C	A	B	C
Kitchen 廚房	2 in 1 Washer & Dryer 2 合1 洗衣乾衣機	Siemens 西門子	WK14D321HK	○	○	○	-	○	○	-	○	○	-	○	-	-	-	○
	Dishwasher 洗碗碟機	Gaggenau	DF480162	○	-	-	-	-	-	-	-	-	-	-	-	○	○	○
		Gaggenau	DF250161	-	○	○	○	○	○	○	○	○	○	○	○	-	-	-
	Gas Water Heater 煤氣熱水爐	TGC	TRJW222TFQL	-	○	○	○	○	○	○	○	○	○	○	○	○	○	○
	Exhaust Fan 抽氣扇	Gelec	DPT15-34H	○	○	○	○	○	○	○	○	○	○	○	○	○	-	○
	Exhaust Fan 抽氣扇	Ostberg	LPK160B1	-	-	-	-	-	-	-	-	-	-	-	-	-	○	-
	Electric Water Heater 電熱水爐	Stiebel Eltron 斯寶亞創	DHB-E24LCD	-	-	○	-	-	○	-	-	-	-	○	-	-	-	-
Living Room/ Dining Room 客廳/飯廳	Wine Cellar 酒櫃	Gaggeanu	RW404261	-	○	-	-	○	-	-	○	-	-	-	-	-	-	-
	Coffee Machine 咖啡機	Gaggeanu	CMP250111	-	○	-	-	○	-	-	○	-	-	-	-	-	-	-
Utility Room 工作間	2 in 1 Washer & Dryer 2 合1 洗衣乾衣機	Siemens 西門子	WD14D366HK	-	-	-	○	-	-	○	-	-	○	-	○	-	-	-
	Washer 洗衣機	Gaggenau	WM260163	-	-	-	-	-	-	-	-	-	-	-	-	○	○	-
	Dryer 乾衣機	Gaggenau	WT260101	-	-	-	-	-	-	-	-	-	-	-	-	○	○	-

Note:
1. The symbol “○” as shown in the above table denotes “Provided”.
2. The symbol “-” as shown in the above table denotes “Not provided”.
3. The symbol “*” as shown in the above table denotes the model number of the right-hinged and left-hinged model of the appliances which are of comparable quality.
4. The Vendor undertakes that if lifts or appliances of the specified brand name or model number are not installed in the Development, lifts or appliances of comparable quality will be installed.

備註：
1. 上表 “○” 代表提供。
2. 上表 “-” 代表不提供。
3. 上表 “*” 代表所列之型號為該設備之右鉸型號及左鉸型號，其品質相若。
4. 賣方承諾如該項目中沒有安裝指明的品牌名稱或產品型號的升降機或設備，便會安裝品質相若的升降機或設備。



Appliances Schedule 設備說明表

Tower 3 第3座																					
Location 位置	Appliance 設備	Brand Name 品牌	Model No. 型號	2/F 2樓				3/F,5/F-12/F,15/F-23/F & 25/F 3樓、5樓至12樓、15樓至23樓 及25樓				26/F 26樓			27/F 27樓			28/F & 29/F (Duplex) 28樓及29 樓(複式)	28/F 28樓		29/F 29樓
				A	B	C	D	A	B	C	D	A	C	D	A	C	D	A	C	D	C
Kitchen 廚房	Cooker Hood 抽油煙機	Wolf	ICBPW602718	-	-	-	-	-	-	-	-	○	-	-	○	-	-	-	-	-	-
			ICBPW362418	-	-	-	-	-	-	-	-	-	-	-	-	-	-	○	-	-	-
			ICBVU30S	-	-	-	-	-	-	-	-	-	-	-	-	-	-	-	-	-	-
			ICBVW45B	○	○	-	-	○	○	-	-	-	-	-	-	-	-	○	-	-	○
			ICBVW36B	-	-	○	○	-	-	○	○	-	○	○	-	○	○	-	○	○	-
	Gas Hob 煤氣煮食爐	Wolf	ICBMM15T/S	-	-	-	-	-	-	-	-	○	-	-	○	-	-	-	-	-	○
			ICBCG152T/S	-	-	-	-	-	-	-	-	○	-	-	○	-	-	○	-	-	○
		Gaggenau	VG231320HK	○	○	○	○	○	○	○	○	-	○	○	-	○	○	-	○	○	-
			VG232320HK	○	○	○	○	○	○	○	○	-	○	○	-	○	○	-	○	○	-
	Chinese Wok Burner 中式煮食爐	Wolf	ICBSRT362W	-	-	-	-	-	-	-	-	-	-	-	-	-	-	○	-	-	-
	Induction Hob 電磁煮食爐	Wolf	ICBCI152TF/S	-	-	-	-	-	-	-	-	○	-	-	○	-	-	○	-	-	○
		Gaggenau	VI232120	○	○	○	○	○	○	○	○	-	○	○	-	○	○	-	○	○	-
	BBQ Grill 燒烤爐	Wolf	ICBGM15TF/S	-	-	-	-	-	-	-	-	○	-	-	○	-	-	○	-	-	-
	Electric Oven 電焗爐	Wolf	ICBSO30PM/S/PH	-	-	-	-	-	-	-	-	○	-	-	○	-	-	○	-	-	-
			ICBSO24TE/S/TH	-	-	-	-	-	-	-	-	-	-	-	-	-	-	-	-	-	○
	Steam Oven 蒸爐	Wolf	ICBCSO24TE/S/TH	-	-	-	-	-	-	-	-	○	-	-	○	-	-	○	-	-	○
		Gaggenau	BSP220110 or 或 BSP221110*	○	○	○	○	○	○	○	○	-	○	○	-	○	○	-	○	○	-
	Combi Oven with Microwave 微波焗爐	Gaggenau	BMP250110 or 或 BMP251110*	○	○	○	○	○	○	○	○	-	○	○	-	○	○	-	○	○	-
	Microwave Oven w/ Grill 微波燒烤爐	Gaggenau	BMP224110 or 或 BMP225110*	-	-	-	-	-	-	-	-	○	-	-	○	-	-	○	-	-	○
	Warming Drawer 暖櫃	Gaggenau	WSP221110	-	-	-	-	-	-	-	-	○	-	-	○	-	-	○	-	-	-
	Refrigerator 雪櫃	Sub-Zero	ICBBI-48S/S/TH	-	-	-	-	-	-	-	-	○	-	-	○	-	-	○	-	-	○
			ICBBI-42S/S/TH	-	-	-	-	-	-	-	-	-	-	-	-	-	-	-	-	-	-
		Gaggenau	RB280303	-	-	○	○	-	-	○	○	-	○	○	-	○	○	-	○	○	-
			RY492304	○	○	-	-	○	○	-	-	-	-	-	-	-	-	-	-	-	-
	Wine Cellar 酒櫃	Sub-Zero	ICBIW-24	-	-	-	-	-	-	-	-	○	-	-	○	-	-	○	-	-	-
		Gaggenau	RW404261	○	○	-	-	○	○	-	-	-	-	-	-	-	-	-	-	-	○
		Vintec	V20SGE	-	-	○	○	-	-	○	○	-	○	○	-	○	○	-	○	○	-
	Coffee Machine 咖啡機	Gaggenau	CMP250111	○	○	-	-	○	○	-	-	○	-	-	○	-	-	○	-	-	○

Note:

1. The symbol “○” as shown in the above table denotes “Provided”.
2. The symbol “-” as shown in the above table denotes “Not provided”.
3. The symbol “*” as shown in the above table denotes the model number of the right-hinged and left-hinged model of the appliances which are of comparable quality.
4. The Vendor undertakes that if lifts or appliances of the specified brand name or model number are not installed in the Development, lifts or appliances of comparable quality will be installed.

備註：

1. 上表 “○” 代表提供。
2. 上表 “-” 代表不提供。
3. 上表 “*” 代表所列之型號為該設備之右鉸型號及左鉸型號，其品質相若。
4. 賣方承諾如該項目中沒有安裝指明的品牌名稱或產品型號的升降機或設備，便會安裝品質相若的升降機或設備。

Appliances Schedule 設備說明表

Tower 3 第3座																					
Location 位置	Appliance 設備	Brand Name 品牌	Model No. 型號	2/F 2樓				3/F,5/F-12/F,15/F-23/F & 25/F 3樓、5樓至12樓、15樓至23樓及25樓				26/F 26樓			27/F 27樓			28/F & 29/F (Duplex) 28樓及29樓(複式)	28/F 28樓		29/F 29樓
				A	B	C	D	A	B	C	D	A	C	D	A	C	D	A	C	D	C
Kitchen 廚房	2 in 1 Washer & Dryer 2 合1 洗衣乾衣機	Siemens 西門子	WK14D321HK	○	○	○	○	○	○	○	○	-	○	○	-	○	○	-	○	○	-
	Dishwasher 洗碗碟機	Gaggenau	DF480162	-	-	-	-	-	-	-	-	○	-	-	○	-	-	○	-	-	○
		Gaggenau	DF250161	○	○	-	-	○	○	-	-	-	-	-	-	-	-	-	-	-	-
	Gas Water Heater 煤氣熱水爐	TGC	TRJW222TFQL	○	○	○	○	○	○	○	○	○	○	○	○	○	○	○	○	○	-
	Exhaust Fan 抽氣扇	Gelec	DPT15-34H	○	○	○	○	○	○	○	○	-	○	○	-	○	○	-	○	○	○
	Exhaust Fan 抽氣扇	Ostberg	LPK160B1	-	-	-	-	-	-	-	-	○	-	-	○	-	-	○	-	-	-
Utility Room 工作間	Electric Water Heater 電熱水爐	Stiebel Eltron 斯寶亞創	DHB-E24LCD	○	○	-	-	○	○	-	-	-	-	-	-	-	-	-	-	-	-
	2 in 1 Washer & Dryer 2 合1 洗衣乾衣機	Siemens 西門子	WD14D366HK	-	-	-	-	-	-	-	-	-	-	-	-	-	-	-	-	-	○
	Washer 洗衣機	Gaggenau	WM260163	-	-	-	-	-	-	-	-	○	-	-	○	-	-	○	-	-	-
Dryer 乾衣機		Gaggenau	WT260101	-	-	-	-	-	-	-	-	○	-	-	○	-	-	○	-	-	-

Note:
1. The symbol “○” as shown in the above table denotes “Provided”.
2. The symbol “-” as shown in the above table denotes “Not provided”.
3. The symbol “ * ” as shown in the above table denotes the model number of the right-hinged and left-hinged model of the appliances which are of comparable quality.
4. The Vendor undertakes that if lifts or appliances of the specified brand name or model number are not installed in the Development, lifts or appliances of comparable quality will be installed.

備註：
1. 上表 “○” 代表提供。
2. 上表 “-” 代表不提供。
3. 上表 “ * ” 代表所列之型號為該設備之右鉸型號及左鉸型號，其品質相若。
4. 賣方承諾如該項目中沒有安裝指明的品牌名稱或產品型號的升降機或設備，便會安裝品質相若的升降機或設備。

Appliances Schedule 設備說明表

Tower 5 第5座																			
Location 位置	Appliance 設備	Brand Name 品牌	Model No. 型號	2/F 2樓				3/F, 5/F-12/F & 15/F-18/F 3樓、5樓至12樓及15樓至18樓				19/F & 20/F (Duplex) 19樓及20樓 (複式)	19/F 19樓				20/F & 21/F (Duplex) 20樓及21樓 (複式)		
				A	B	C	D	A	B	C	D	A	B	C	D	B	C	D	
Kitchen 廚房	Cooker Hood 抽油煙機	Wolf	ICBPW602718	-	-	-	-	-	-	-	-	○	-	-	-	-	-	-	
			ICBPW362418	-	-	-	-	-	-	-	-	-	-	-	-	○	-	-	
			ICBVU30S	-	-	-	-	-	-	-	-	-	-	-	-	-	-	-	
			ICBVW45B	-	○	-	-	-	○	-	-	-	-	○	-	-	○	○	○
			ICBVW36B	○	-	○	○	○	-	○	○	-	-	-	○	○	-	-	-
	Gas Hob 煤氣煮食爐	Wolf	ICBMM15T/S	-	-	-	-	-	-	-	-	○	-	-	-	-	○	○	
			ICBCG152T/S	-	-	-	-	-	-	-	-	○	-	-	-	○	○	○	
		Gaggenau	VG231320HK	○	○	○	○	○	○	○	○	-	○	○	○	-	-	-	
			VG232320HK	○	○	○	○	○	○	○	○	-	○	○	○	-	-	-	
	Chinese Wok Burner 中式煮食爐	Wolf	ICBSRT362W	-	-	-	-	-	-	-	-	-	-	-	-	○	-	-	
	Induction Hob 電磁煮食爐	Wolf	ICBCI152TF/S	-	-	-	-	-	-	-	-	○	-	-	-	○	○	○	
		Gaggenau	VI232120	○	○	○	○	○	○	○	○	-	○	○	○	-	-	-	
	BBQ Grill 燒烤爐	Wolf	ICBGM15TF/S	-	-	-	-	-	-	-	-	○	-	-	-	○	-	-	
	Electric Oven 電焗爐	Wolf	ICBSO30PM/S/PH	-	-	-	-	-	-	-	-	○	-	-	-	○	-	-	
			ICBSO24TE/S/TH	-	-	-	-	-	-	-	-	-	-	-	-	-	○	○	
	Steam Oven 蒸爐	Wolf	ICBCSO24TE/S/TH	-	-	-	-	-	-	-	-	○	-	-	-	○	○	○	
		Gaggenau	BSP220110 or 或 BSP221110*	○	○	○	○	○	○	○	○	-	○	○	○	-	-	-	
	Combi Oven with Microwave 微波焗爐	Gaggenau	BMP250110 or 或 BMP251110*	○	○	○	○	○	○	○	○	-	○	○	○	-	-	-	
	Microwave Oven w/ Grill 微波燒烤爐	Gaggenau	BMP224110 or 或 BMP225110*	-	-	-	-	-	-	-	-	○	-	-	-	○	-	-	
	Warming Drawer 暖櫃	Gaggenau	WSP221110	-	-	-	-	-	-	-	-	○	-	-	-	○	-	-	
	Refrigerator 雪櫃	Sub-Zero	ICBBI-48S/S/TH	-	-	-	-	-	-	-	-	○	-	-	-	○	-	-	
			ICBBI-42S/S/TH	-	-	-	-	-	-	-	-	-	-	-	-	-	○	○	
		Gaggenau	RB280303	○	○	○	○	○	○	○	○	-	○	○	○	-	-	-	
			RY492304	-	-	-	-	-	-	-	-	-	-	-	-	-	-	-	
	Wine Cellar 酒櫃	Sub-Zero	ICBIW-24	-	-	-	-	-	-	-	-	○	-	-	-	○	-	-	
		Gaggenau	RW404261	○	○	-	-	○	○	-	-	-	○	-	-	-	-	-	
		Vintec	V20SGE	-	-	○	○	-	-	○	○	-	-	○	○	-	-	-	
	Coffee Machine 咖啡機	Gaggenau	CMP250111	○	○	-	-	○	○	-	-	○	○	-	-	○	-	-	

Note:

1. The symbol “○” as shown in the above table denotes “Provided”.

2. The symbol “-” as shown in the above table denotes “Not provided”.

3. The symbol “*” as shown in the above table denotes the model number of the right-hinged and left-hinged model of the appliances which are of comparable quality.

4. The Vendor undertakes that if lifts or appliances of the specified brand name or model number are not installed in the Development, lifts or appliances of comparable quality will be installed.

備註：

1. 上表 “○” 代表提供。

2. 上表 “-” 代表不提供。

3. 上表 “*” 代表所列之型號為該設備之右鉸型號及左鉸型號，其品質相若。

4. 賣方承諾如該項目中沒有安裝指明的品牌名稱或產品型號的升降機或設備，便會安裝品質相若的升降機或設備。

Appliances Schedule 設備說明表

Tower 5 第5座																			
Location 位置	Appliance 設備	Brand Name 品牌	Model No. 型號	2/F 2樓				3/F, 5/F-12/F & 15/F-18/F 3樓、5樓至12樓及15樓至18樓				19/F & 20/F (Duplex) 19樓及20樓 (複式)	19/F 19樓				20/F & 21/F (Duplex) 20樓及21樓 (複式)		
				A	B	C	D	A	B	C	D	A	B	C	D	B	C	D	
Kitchen 廚房	2 in 1 Washer & Dryer 2 合1 洗衣乾衣機	Siemens 西門子	WK14D321HK	○	-	○	-	○	-	○	-	-	-	-	○	-	-	-	
	Dishwasher 洗碗碟機	Gaggenau	DF480162	-	-	-	-	-	-	-	-	-	○	-	-	-	○	○	○
		Gaggenau	DF250161	○	○	-	-	○	○	-	-	-	-	○	-	-	-	-	-
	Gas Water Heater 煤氣熱水爐	TGC	TRJW222TFQL	○	○	○	○	○	○	○	○	○	○	○	○	○	○	○	○
	Exhaust Fan 抽氣扇	Gelec	DPT15-34H	○	○	○	○	○	○	○	○	○	○	○	○	○	-	○	○
	Exhaust Fan 抽氣扇	Ostberg	LPK160B1	-	-	-	-	-	-	-	-	-	-	-	-	-	○	-	-
	Electric Water Heater 電熱水爐	Stiebel Eltron 斯寶亞創	DHB-E24LCD	○	-	-	-	○	-	-	-	-	-	-	-	-	-	-	-
Living Room/ Dining Room 客廳/飯廳	Microwave Oven w/ Grill 微波燒烤爐	Gaggenau	BMP224110 or 或 BMP225110*	-	-	-	-	-	-	-	-	-	-	-	-	-	○	○	
	Wine Cellar 酒櫃	Gaggeanu	RW404261	-	-	-	-	-	-	-	-	-	-	-	-	-	○	○	
	Coffee Machine 咖啡機	Gaggeanu	CMP250111	-	-	-	-	-	-	-	-	-	-	-	-	-	○	○	
Utility Room 工作間	2 in 1 Washer & Dryer 2 合1 洗衣乾衣機	Siemens 西門子	WD14D366HK	-	○	-	○	-	○	-	○	-	○	-	○	-	○	○	
	Washer 洗衣機	Gaggenau	WM260163	-	-	-	-	-	-	-	-	-	○	-	-	-	○	-	-
	Dryer 乾衣機	Gaggenau	WT260101	-	-	-	-	-	-	-	-	-	○	-	-	-	○	-	-

Note:
1. The symbol “○” as shown in the above table denotes “Provided”.
2. The symbol “-” as shown in the above table denotes “Not provided”.
3. The symbol “*” as shown in the above table denotes the model number of the right-hinged and left-hinged model of the appliances which are of comparable quality.
4. The Vendor undertakes that if lifts or appliances of the specified brand name or model number are not installed in the Development, lifts or appliances of comparable quality will be installed.

備註：
1. 上表 “○” 代表提供。
2. 上表 “-” 代表不提供。
3. 上表 “*” 代表所列之型號為該設備之右鉸型號及左鉸型號，其品質相若。
4. 賣方承諾如該項目中沒有安裝指明的品牌名稱或產品型號的升降機或設備，便會安裝品質相若的升降機或設備。



Appliances Schedule 設備說明表

Tower 6 第6座																					
Location 位置	Appliance 設備	Brand Name 品牌	Model No. 型號	2/F 2樓				3/F, 5/F-12/F & 15/F-18/F 3樓、5樓至12樓及15樓至18樓				19/F & 20/F (Duplex) 19樓及20樓 (複式)	19/F 19樓				20/F & 21/F (Duplex) 20樓及21樓 (複式)	20/F 20樓			21/F 21樓
				A	B	C	D	A	B	C	D	A	B	C	D	B	C	D	C		
Kitchen 廚房	Cooker Hood 抽油煙機	Wolf	ICBPW602718	-	-	-	-	-	-	-	-	-	○	-	-	-	-	-	-	-	
			ICBPW362418	-	-	-	-	-	-	-	-	-	-	-	-	-	○	-	-	-	
			ICBVU30S	-	-	-	-	-	-	-	-	-	-	-	-	-	-	-	-	-	
			ICBVW45B	○	○	-	-	○	○	-	-	-	-	○	-	-	-	○	-	-	○
			ICBVW36B	-	-	○	○	-	-	○	○	-	-	○	-	○	○	-	○	○	-
	Gas Hob 煤氣煮食爐	Wolf	ICBMM15T/S	-	-	-	-	-	-	-	-	-	○	-	-	-	-	-	-	○	
			ICBCG152T/S	-	-	-	-	-	-	-	-	-	○	-	-	-	-	○	-	-	○
		Gaggenau	VG231320HK	○	○	○	○	○	○	○	○	○	-	○	○	○	-	○	○	-	
			VG232320HK	○	○	○	○	○	○	○	○	○	-	○	○	○	-	○	○	-	
	Chinese Wok Burner 中式煮食爐	Wolf	ICBSRT362W	-	-	-	-	-	-	-	-	-	-	-	-	-	○	-	-	-	
	Induction Hob 電磁煮食爐	Wolf	ICBCI152TF/S	-	-	-	-	-	-	-	-	-	○	-	-	-	○	-	-	○	
		Gaggenau	VI232120	○	○	○	○	○	○	○	○	○	-	○	○	○	-	○	○	-	
	BBQ Grill 燒烤爐	Wolf	ICBGM15TF/S	-	-	-	-	-	-	-	-	-	○	-	-	-	○	-	-	-	
	Electric Oven 電焗爐	Wolf	ICBSO30PM/S/PH	-	-	-	-	-	-	-	-	-	○	-	-	-	○	-	-	-	
			ICBSO24TE/S/TH	-	-	-	-	-	-	-	-	-	-	-	-	-	-	-	-	○	
	Steam Oven 蒸爐	Wolf	ICBCSO24TE/S/TH	-	-	-	-	-	-	-	-	-	○	-	-	-	○	-	-	○	
		Gaggenau	BSP220110 or 或 BSP221110*	○	○	○	○	○	○	○	○	○	-	○	○	○	-	○	○	-	
	Combi Oven with Microwave 微波焗爐	Gaggenau	BMP250110 or 或 BMP251110*	○	○	○	○	○	○	○	○	○	-	○	○	○	-	○	○	-	
	Microwave Oven w/ Grill 微波燒烤爐	Gaggenau	BMP224110 or 或 BMP225110*	-	-	-	-	-	-	-	-	-	-	-	-	-	○	-	-	○	
	Warming Drawer 暖櫃	Gaggenau	WSP221110	-	-	-	-	-	-	-	-	-	-	-	-	-	○	-	-	-	
	Refrigerator 雪櫃	Sub-Zero	ICBBI-48S/S/TH	-	-	-	-	-	-	-	-	-	○	-	-	-	○	-	-	○	
			ICBBI-42S/S/TH	-	-	-	-	-	-	-	-	-	-	-	-	-	-	-	-	-	
		Gaggenau	RB280303	○	○	○	○	○	○	○	○	○	-	○	○	○	-	○	○	-	
			RY492304	-	-	-	-	-	-	-	-	-	-	-	-	-	-	-	-	-	
	Wine Cellar 酒櫃	Sub-Zero	ICBIW-24	-	-	-	-	-	-	-	-	-	-	-	-	-	○	-	-	-	
		Gaggenau	RW404261	○	○	-	-	○	○	-	-	-	-	○	-	-	-	-	-	○	
		Vintec	V20SGE	-	-	○	○	-	-	○	○	-	-	○	○	○	-	○	○	-	
	Coffee Machine 咖啡機	Gaggenau	CMP250111	○	○	-	-	○	○	-	-	-	-	○	-	-	○	-	-	○	

Note:

1. The symbol “○” as shown in the above table denotes “Provided”.
2. The symbol “-” as shown in the above table denotes “Not provided”.
3. The symbol “ * ” as shown in the above table denotes the model number of the right-hinged and left-hinged model of the appliances which are of comparable quality.
4. The Vendor undertakes that if lifts or appliances of the specified brand name or model number are not installed in the Development, lifts or appliances of comparable quality will be installed.

備註：

1. 上表 “○” 代表提供。
2. 上表 “-” 代表不提供。
3. 上表 “ * ” 代表所列之型號為該設備之右鉸型號及左鉸型號，其品質相若。
4. 賣方承諾如該項目中沒有安裝指明的品牌名稱或產品型號的升降機或設備，便會安裝品質相若的升降機或設備。

Appliances Schedule 設備說明表

Tower 6 第6座																					
Location 位置	Appliance 設備	Brand Name 品牌	Model No. 型號	2/F 2樓				3/F, 5/F-12/F & 15/F-18/F 3樓、5樓至12樓及15樓至18樓				19/F & 20/F (Duplex) 19樓及20樓 (複式)	19/F 19樓				20/F & 21/F (Duplex) 20樓及21樓 (複式)	20/F 20樓			21/F 21樓
				A	B	C	D	A	B	C	D	A	B	C	D	B	C	D	C		
Kitchen 廚房	2 in 1 Washer & Dryer 2 合1 洗衣乾衣機	Siemens 西門子	WK14D321HK	-	-	○	○	-	-	○	○	-	-	○	○	-	○	○	-		
	Dishwasher 洗碗碟機	Gaggenau	DF480162	-	-	-	-	-	-	-	-	○	-	-	-	○	-	-	○		
		Gaggenau	DF250161	○	○	-	-	○	○	-	-	-	○	-	-	-	-	-	-		
	Gas Water Heater 煤氣熱水爐	TGC	TRJW222TFQL	○	○	○	○	○	○	○	○	○	○	○	○	○	○	○	○		
	Exhaust Fan 抽氣扇	Gelec	DPT15-34H	○	○	○	○	○	○	○	○	○	○	○	○	-	○	○	○		
	Exhaust Fan 抽氣扇	Ostberg	LPK160B1	-	-	-	-	-	-	-	-	-	-	-	-	○	-	-	-		
	Electric Water Heater 電熱水爐	Stiebel Eltron 斯寶亞創	DHB-E24LCD	○	○	-	-	○	○	-	-	-	○	-	-	-	-	-	-		
Living Room/ Dining Room 客廳/飯廳	Microwave Oven w/ Grill 微波燒烤爐	Gaggenau	BMP224110 or 或 BMP225110*	-	-	-	-	-	-	-	-	○	-	-	-	-	-	-	-		
	Warming Drawer 暖櫃	Gaggenau	WSP221110	-	-	-	-	-	-	-	-	○	-	-	-	-	-	-	-		
	Wine Cellar 酒櫃	Sub-Zero	ICBIW-24	-	-	-	-	-	-	-	-	○	-	-	-	-	-	-	-		
	Coffee Machine 咖啡機	Gaggeanu	CMP250111	-	-	-	-	-	-	-	-	○	-	-	-	-	-	-	-		
Utility Room 工作間	2 in 1 Washer & Dryer 2 合1 洗衣乾衣機	Siemens 西門子	WD14D366HK	○	○	-	-	○	○	-	-	-	○	-	-	-	-	-	○		
	Washer 洗衣機	Gaggenau	WM260163	-	-	-	-	-	-	-	-	○	-	-	-	○	-	-	-		
	Dryer 乾衣機	Gaggenau	WT260101	-	-	-	-	-	-	-	-	○	-	-	-	○	-	-	-		

Note:
1. The symbol “○” as shown in the above table denotes “Provided”.
2. The symbol “-” as shown in the above table denotes “Not provided”.
3. The symbol “*” as shown in the above table denotes the model number of the right-hinged and left-hinged model of the appliances which are of comparable quality.
4. The Vendor undertakes that if lifts or appliances of the specified brand name or model number are not installed in the Development, lifts or appliances of comparable quality will be installed.

備註：
1. 上表 “○” 代表提供。
2. 上表 “-” 代表不提供。
3. 上表 “*” 代表所列之型號為該設備之右鉸型號及左鉸型號，其品質相若。
4. 賣方承諾如該項目中沒有安裝指明的品牌名稱或產品型號的升降機或設備，便會安裝品質相若的升降機或設備。



Appliances Schedule 設備說明表

Tower 7 第7座														
Location 位置	Appliance 設備	Brand Name 品牌	Model No. 型號	2/F 2樓			3/F, 5/F-12/F & 15/F-18/F 3樓、5樓至12樓及15樓至18樓			19/F & 20/F (Duplex) 19樓及20樓 (複式)	19/F 19樓		20/F & 21/F (Duplex) 20樓及21樓 (複式)	
				A	B	C	A	B	C	A	B	C	B	C
Kitchen 廚房	Cooker Hood 抽油煙機	Wolf	ICBPW602718	-	-	-	-	-	-	○	-	-	-	-
			ICBPW362418	-	-	-	-	-	-	-	-	-	○	-
			ICBVU30S	-	-	-	-	-	-	-	-	-	-	-
			ICBVW45B	○	○	-	○	○	-	-	○	-	○	○
			ICBVW36B	-	-	○	-	-	○	-	-	○	-	-
	Gas Hob 煤氣煮食爐	Wolf	ICBMM15T/S	-	-	-	-	-	-	○	-	-	-	○
			ICBCG152T/S	-	-	-	-	-	-	○	-	-	○	○
		Gaggenau	VG231320HK	○	○	○	○	○	○	-	○	○	-	-
			VG232320HK	○	○	○	○	○	○	-	○	○	-	-
	Chinese Wok Burner 中式煮食爐	Wolf	ICBSRT362W	-	-	-	-	-	-	-	-	-	○	-
	Induction Hob 電磁煮食爐	Wolf	ICBCI152TF/S	-	-	-	-	-	-	○	-	-	○	○
		Gaggenau	VI232120	○	○	○	○	○	○	-	○	○	-	-
	BBQ Grill 燒烤爐	Wolf	ICBGM15TF/S	-	-	-	-	-	-	○	-	-	○	-
	Electric Oven 電焗爐	Wolf	ICBSO30PM/S/PH	-	-	-	-	-	-	○	-	-	○	-
			ICBSO24TE/S/TH	-	-	-	-	-	-	-	-	-	-	○
	Steam Oven 蒸爐	Wolf	ICBCSO24TE/S/TH	-	-	-	-	-	-	○	-	-	○	○
		Gaggenau	BSP220110 or 或 BSP221110*	○	○	○	○	○	○	-	○	○	-	-
	Combi Oven with Microwave 微波焗爐	Gaggenau	BMP250110 or 或 BMP251110*	○	○	○	○	○	○	-	○	○	-	-
	Microwave Oven w/ Grill 微波燒烤爐	Gaggenau	BMP224110 or 或 BMP225110*	-	-	-	-	-	-	○	-	-	○	○
	Warming Drawer 暖櫃	Gaggenau	WSP221110	-	-	-	-	-	-	○	-	-	○	-
	Refrigerator 雪櫃	Sub-Zero	ICBBI-48S/S/TH	-	-	-	-	-	-	○	-	-	○	-
			ICBBI-42S/S/TH	-	-	-	-	-	-	-	-	-	-	○
		Gaggenau	RB280303	○	○	○	○	○	○	-	○	○	-	-
			RY492304	-	-	-	-	-	-	-	-	-	-	-
	Wine Cellar 酒櫃	Sub-Zero	ICBIW-24	-	-	-	-	-	-	○	-	-	○	-
		Gaggenau	RW404261	-	-	-	-	-	-	-	-	-	-	○
		Vintec	V20SGE	-	-	○	-	-	○	-	-	○	-	-
	Coffee Machine 咖啡機	Gaggenau	CMP250111	-	-	-	-	-	-	○	-	-	○	○

Note:

1. The symbol “○” as shown in the above table denotes “Provided”.
2. The symbol “-” as shown in the above table denotes “Not provided”.
3. The symbol “ * ” as shown in the above table denotes the model number of the right-hinged and left-hinged model of the appliances which are of comparable quality.
4. The Vendor undertakes that if lifts or appliances of the specified brand name or model number are not installed in the Development, lifts or appliances of comparable quality will be installed.

備註：

1. 上表 “○” 代表提供。
2. 上表 “-” 代表不提供。
3. 上表 “ * ” 代表所列之型號為該設備之右鉸型號及左鉸型號，其品質相若。
4. 賣方承諾如該項目中沒有安裝指明的品牌名稱或產品型號的升降機或設備，便會安裝品質相若的升降機或設備。

Appliances Schedule 設備說明表

Tower 7 第7座														
Location 位置	Appliance 設備	Brand Name 品牌	Model No. 型號	2/F 2樓			3/F, 5/F-12/F & 15/F-18/F 3樓、5樓至12樓及15樓至18樓			19/F & 20/F (Duplex) 19樓及20樓 (複式)	19/F 19樓		20/F & 21/F (Duplex) 20樓及21樓 (複式)	
				A	B	C	A	B	C	A	B	C	B	C
Kitchen 廚房	2 in 1 Washer & Dryer 2 合1 洗衣乾衣機	Siemens 西門子	WK14D321HK	○	○	○	○	○	○	-	○	○	-	-
	Dishwasher 洗碗碟機	Gaggenau	DF480162	-	-	-	-	-	-	○	-	-	○	○
		Gaggenau	DF250161	○	○	-	○	○	-	-	○	-	-	-
	Gas Water Heater 煤氣熱水爐	TGC	TRJW222TFQL	○	○	○	○	○	○	○	○	○	○	○
	Exhaust Fan 抽氣扇	Gelec	DPT15-34H	○	○	○	○	○	○	○	○	○	-	○
	Exhaust Fan 抽氣扇	Ostberg	LPK160B1	-	-	-	-	-	-	-	-	-	○	-
	Electric Water Heater 電熱水爐	Stiebel Eltron 斯寶亞創	DHB-E24LCD	○	-	-	○	-	-	-	-	-	-	-
Living Room/ Dining Room 客廳/飯廳	Microwave Oven w/ Grill 微波燒烤爐	Gaggenau	BMP224110 or 或 BMP225110*	-	-	-	-	-	-	-	-	-	-	-
	Warming Drawer 暖櫃	Gaggenau	WSP221110	-	-	-	-	-	-	-	-	-	-	-
	Wine Cellar 酒櫃	Gaggenau	RW404261	○	○	-	○	○	-	-	○	-	-	-
	Coffee Machine 咖啡機	Gaggeanu	CMP250111	○	○	-	○	○	-	-	○	-	-	-
Utility Room 工作間	2 in 1 Washer & Dryer 2 合1 洗衣乾衣機	Siemens 西門子	WD14D366HK	-	-	-	-	-	-	-	-	-	-	○
	Washer 洗衣機	Gaggenau	WM260163	-	-	-	-	-	-	○	-	-	○	-
	Dryer 乾衣機	Gaggenau	WT260101	-	-	-	-	-	-	○	-	-	○	-

Note:
1. The symbol “○” as shown in the above table denotes “Provided”.
2. The symbol “-” as shown in the above table denotes “Not provided”.
3. The symbol “ * ” as shown in the above table denotes the model number of the right-hinged and left-hinged model of the appliances which are of comparable quality.
4. The Vendor undertakes that if lifts or appliances of the specified brand name or model number are not installed in the Development, lifts or appliances of comparable quality will be installed.

備註：
1. 上表 “○” 代表提供。
2. 上表 “-” 代表不提供。
3. 上表 “ * ” 代表所列之型號為該設備之右鉸型號及左鉸型號，其品質相若。
4. 賣方承諾如該項目中沒有安裝指明的品牌名稱或產品型號的升降機或設備，便會安裝品質相若的升降機或設備。



Appliances Schedule 設備說明表

Tower 1 第1座														
Location 位置	Appliance 設備	Brand Name 品牌	Model No. 型號	G/F & 1/F (Duplex) 地下及1樓 (複式)		2/F, 3/F, 5/F-12/F, 15/F-23/F & 25/F 2樓、3樓、5樓至12樓、 15樓至23樓及25樓			26/F 26樓		27/F, 28/F & 29/F (Triplex) 27樓、28樓及29樓 (三層頂層單位)	27/F 27樓		28/F & 29/F (Duplex) 28樓及29樓 (複式)
				A	C	A	B	C	A	C	A	B	C	C
Living Room / Dining Room, Master Bedroom, Bedroom 1, Bedroom 2, Bedroom 3, Bedroom 4, Bedroom 5, Bedroom 6, Bedroom 7, Bedroom 8, Family Room, Kitchen, Utility Room, Private Lift Lobby, Indoor Pool & Store (if any) 客廳/飯廳、主人睡房、睡房1、 睡房2、睡房3、睡房4、睡房5、 睡房6、睡房7、睡房8、家庭廳、 廚房、工作間、私人升降機 大堂、室內游泳池及儲物房 (如適用)	A/C Indoor Unit 室內冷氣機	Daikin/大金	FDXS25CVMA			○	○	○		○		○	○	
			FDXS50CVMA			○	○	○		○		○	○	
			FDXS60CVMA			○	○					○		
			FXDP25QPVC						○					○
			FXDP36QPVC	○	○				○		○			○
			FXDP50QPVC	○					○		○			○
			FXDP63QPVC	○	○						○			○
			FXSP90CA								○			
			FXAQ25PVE	○	○				○		○			○
			FXAQ32PVE	○	○				○		○			○
			FXAQ50PVE	○					○		○			
			FXAQ63PVE								○			
	FTXS25EVMA				○	○	○		○		○	○		
	FTXS35EVMA				○		○		○			○		
	RXS50FVMA				○		○		○			○		
	RXS60FVMA				○									
	RJZQ5AAV							○						
	RJZQ9AAY							○						
	RUXYQ14BA			○										
	RUXYQ16BA												○	
	RUXYQ18BA		○							○				
	RUXYQ22BA									○				
	3MXS52EVMA				○	○	○		○		○	○		
	3MXS68EVMA				○		○		○			○		
	4MXS80EVMA				○	○	○		○		○	○		

Note:
1. The symbol “○” as shown in the above table denotes “Provided”.
2. The symbol “/” as shown in the above table denotes “Not applicable” or “Not provided”.
3. The Vendor undertakes that if lifts or appliances of the specified brand name or model number are not installed in the Development, lifts or appliances of comparable quality will be installed.

備註：
1. 上表 “○” 代表提供。
2. 上表 “/” 代表不適用或不提供。
3. 賣方承諾如該項目中沒有安裝指明的品牌名稱或產品型號的升降機或設備，便會安裝品質相若的升降機或設備。

Appliances Schedule 設備說明表

Tower 2 第2座																
Location 位置	Appliance 設備	Brand Name 品牌	Model No. 型號	G/F & 1/F (Duplex) 地下及1樓 (複式)	2/F, 3/F, 5/F-12/F, 15/F-23/F & 25/F 2樓、3樓、5樓至12樓、 15樓至23樓及25樓			26/F 26樓			27/F & 28/F (Duplex) 27樓及28樓 (複式)	27/F 27樓			28/F & 29/F (Duplex) 28樓及29樓 (複式)	
				C	A	B	C	A	B	C	A	B	C	B	C	
Living Room / Dining Room, Master Bedroom, Bedroom 2, Bedroom 3, Bedroom 4, Bedroom 5, Family Room, Kitchen, Utility Room & Private Lift Lobby (if any) 客廳/飯廳、主人睡房、睡房2、 睡房3、睡房4、睡房5、家庭廳、 廚房、工作間及 私人升降機大堂 (如適用)	A/C Indoor Unit 室內冷氣機	Daikin/大金	FDXS25CVMA		○	○	○	○	○	○		○	○			
			FDXS50CVMA		○	○	○	○	○	○		○	○			
			FDXS60CVMA			○			○			○				
			FXDP25QPVC							○			○	○		
			FXDP36QPVC	○						○			○	○		
			FXDP50QPVC							○			○	○		
			FXDP63QPVC	○						○			○	○		
			FXAQ25PVE	○						○			○	○		
			FXAQ32PVE	○									○	○		
			FXAQ50PVE							○			○			
	A/C Outdoor Unit 室外冷氣機		FTXS25EVMA		○	○	○	○	○	○		○	○			
			FTXS35EVMA			○	○		○	○		○	○			
			FTXS50FVMA		○			○								
			RXS50FVMA		○		○	○		○			○			
			RJZQ5AAV								○					
			RJZQ6AAV								○					
			RJZQ9AAY								○					
			RUXYQ14BA	○											○	
			RUXYQ20BA											○		
			3MXS52EVMA		○		○	○		○			○			
			3MXS68EVMA			○	○		○	○		○	○			
			4MXS80EVMA		○	○	○	○	○	○		○	○			

Note:
1. The symbol “○” as shown in the above table denotes “Provided”.
2. The symbol “／” as shown in the above table denotes “Not applicable” or “Not provided”.
3. The Vendor undertakes that if lifts or appliances of the specified brand name or model number are not installed in the Development, lifts or appliances of comparable quality will be installed.

備註：
1. 上表 “○” 代表提供。
2. 上表 “／” 代表不適用或不提供。
3. 賣方承諾如該項目中沒有安裝指明的品牌名稱或產品型號的升降機或設備，便會安裝品質相若的升降機或設備。



Appliances Schedule 設備說明表

Tower 3 第3座														
Location 位置	Appliance 設備	Brand Name 品牌	Model No. 型號	2/F, 3/F, 5/F-12/F, 15/F-23/F & 25/F 2樓、3樓、5樓至12樓、15樓至23樓及25樓				26/F & 27/F 26樓及27樓			28/F & 29/F (Duplex) 28樓及29樓 (複式)	28/F 28樓		29/F 29樓
				A	B	C	D	A	C	D	A	C	D	C
Living Room / Dining Room, Master Bedroom, Bedroom 2, Bedroom 3, Bedroom 4, Bedroom 5, Kitchen, Utility Room & Private Lift Lobby (if any) 客廳/飯廳、主人睡房、睡房2、 睡房3、睡房4、睡房5、廚房、 工作間及私人升降機大堂 (如適用)	A/C Indoor Unit 室內冷氣機	Daikin/大金	FDXS25CVMA	○	○	/	○	/	/	○	/	/	○	/
			FDXS35CVMA	○	/	○	○	/	○	○	/	○	○	/
			FDXS50CVMA	○	○	/	/	/	/	/	/	/	/	/
			FXDP25QPVC	/	/	○	/	○	○	/	○	○	/	○
			FXDP36QPVC	/	/	○	/	/	○	/	/	○	/	/
			FXDP50QPVC	/	/	/	/	○	/	/	○	/	/	/
			FXDP63QPVC	/	/	/	/	○	/	/	○	/	/	○
			FXAQ25PVE	/	/	/	/	○	/	/	○	/	/	○
			FXAQ32PVE	/	/	/	/	○	/	/	○	/	/	○
			FXAQ50PVE	/	/	/	/	○	/	/	○	/	/	○
			FXAQ63PVE	/	/	/	/	/	/	/	○	/	/	/
			FTXS25EVMA	○	○	○	○	/	○	○	/	○	○	/
			FTXS35EVMA	○	○	/	/	/	/	/	/	/	/	/
	A/C Outdoor Unit 室外冷氣機		RXS35EBVMA	/	/	○	○	/	○	○	/	○	○	/
			RXS50FVMA	○	○	/	/	/	/	/	/	/	/	/
			RJZQ5AAV	/	/	○	/	/	○	/	/	○	/	/
			RJZQ9AAY	/	/	/	/	○	/	/	/	/	/	/
			RUXYQ16BA	/	/	/	/	/	/	/	/	/	/	○
			RUXYQ20BA	/	/	/	/	/	/	/	○	/	/	/
			3MXS52EVMA	/	○	○	○	/	○	○	/	○	○	/
			3MXS68EVMA	○	○	/	○	/	/	○	/	/	○	/
			4MXS80EVMA	○	○	/	/	/	/	/	/	/	/	/

Note:
1. The symbol “○” as shown in the above table denotes “Provided”.
2. The symbol “/” as shown in the above table denotes “Not applicable” or “Not provided”.
3. The Vendor undertakes that if lifts or appliances of the specified brand name or model number are not installed in the Development, lifts or appliances of comparable quality will be installed.

備註：
1. 上表 “○” 代表提供。
2. 上表 “/” 代表不適用或不提供。
3. 賣方承諾如該項目中沒有安裝指明的品牌名稱或產品型號的升降機或設備，便會安裝品質相若的升降機或設備。

Appliances Schedule 設備說明表

Tower 5 第5座															
Location 位置	Appliance 設備	Brand Name 品牌	Model No. 型號	2/F, 3/F, 5/F-12/F, 15/F-18/F 2樓、3樓、5樓至12樓、15樓至18樓				19/F & 20/F (Duplex) 19樓及20樓 (複式)	19/F 19樓			20/F & 21/F (Duplex) 20樓及21樓 (複式)			
				A	B	C	D	A	B	C	D	B	C	D	
Living Room / Dining Room, Master Bedroom, Bedroom 2, Bedroom 3, Bedroom 4, Bedroom 5, Family Room, Kitchen, Utility Room, Private Lift Lobby & Store (if any) 客廳/飯廳、主人睡房、睡房2、 睡房3、睡房4、睡房5、家庭廳、 廚房、工作間、私人升降機大堂 及儲物房 (如適用)	A/C Indoor Unit 室內冷氣機	Daikin/大金	FDXS25CVMA	○	○	○	○	/	○	○	○	/	/	/	
			FDXS35CVMA	/	/	○	○	/	/	○	○	/	/	/	
			FDXS50CVMA	/	○	/	/	/	○	/	/	/	/	/	/
			FXDP25QPVC	○	/	/	/	○	/	/	/	○	○	○	
			FXDP36QPVC	/	/	/	/	/	/	/	/	○	○	○	
			FXDP50QPVC	○	/	/	/	○	/	/	/	○	○	○	
			FXDP63QPVC	/	/	/	/	○	/	/	/	○	○	○	
			FXDP71QPVC	/	/	/	/	/	/	/	/	○	/	/	
			FXAQ25PVE	○	/	/	/	○	/	/	/	○	○	○	
			FXAQ32PVE	○	/	/	/	○	/	/	/	○	○	○	
			FXAQ50PVE	/	/	/	/	○	/	/	/	/	/	○	
			FXAQ63PVE	/	/	/	/	/	/	/	/	○	/	/	
	FTXS25EVMA		○	○	○	○	/	○	○	○	/	/	/		
	FTXS35EVMA		/	○	○	○	/	○	○	○	/	/	/		
	A/C Outdoor Unit 室外冷氣機		RXS35EBVMA	/	/	○	○	/	/	○	○	/	/	/	
			RJZQ5AAV	○	/	/	/	○	/	/	/	/	/	/	
			RUXYQ10BA	/	/	/	/	/	/	/	/	/	○	/	
			RUXYQ12BA	/	/	/	/	/	/	/	/	/	/	○	
			RUXYQ20BA	/	/	/	/	/	/	/	/	○	/	/	
			3MXS52EVMA	○	/	/	/	/	/	/	/	/	/	/	
			3MXS68EVMA	/	○	○	○	/	○	○	○	/	/	/	
			4MXS80EVMA	/	○	/	/	/	○	/	/	/	/	/	

Note:
1. The symbol “○” as shown in the above table denotes “Provided”.
2. The symbol “/” as shown in the above table denotes “Not applicable” or “Not provided”.
3. The Vendor undertakes that if lifts or appliances of the specified brand name or model number are not installed in the Development, lifts or appliances of comparable quality will be installed.

備註：
1. 上表 “○” 代表提供。
2. 上表 “/” 代表不適用或不提供。
3. 賣方承諾如該項目中沒有安裝指明的品牌名稱或產品型號的升降機或設備，便會安裝品質相若的升降機或設備。



Appliances Schedule 設備說明表

Tower 6 第6座																
Location 位置	Appliance 設備	Brand Name 品牌	Model No. 型號	2/F, 3/F, 5/F-12/F, 15/F-18/F 2樓、3樓、5樓至12樓、15樓至18樓				19/F & 20/F (Duplex) 19樓及20樓 (複式)	19/F 19樓				20/F & 21/F (Duplex) 20樓及21樓 (複式)	20/F 20樓		21/F 21樓
				A	B	C	D	A	B	C	D	B	C	D	C	
Living Room / Dining Room, Master Bedroom, Bedroom 2, Bedroom 3, Bedroom 4, Bedroom 5, Kitchen, Utility Room, Private Lift Lobby & Store (if any) 客廳/飯廳、主人睡房、睡房2、 睡房3、睡房4、睡房5、廚房、 工作間、私人升降機大堂及 儲物房 (如適用)	A/C Indoor Unit 室內冷氣機	Daikin/大金	FDXS25CVMA	○	○	○	○		○	○	○		○	○		
			FDXS35CVMA			○	○			○	○		○	○		
			FDXS50CVMA	○	○				○							
			FXDP25QPVC					○				○			○	
			FXDP36QPVC					○				○			○	
			FXDP50QPVC					○				○			○	
			FXDP63QPVC					○								
			FXDP71QPVC									○				
			FXAQ25PVE					○				○			○	
			FXAQ32PVE					○				○			○	
			FXAQ63PVE									○				
			FTXS25EVMA	○	○	○	○		○	○	○		○	○		
			FTXS35EVMA	○	○				○							
	A/C Outdoor Unit 室外冷氣機		RXS35EBVMA			○	○			○	○		○	○		
			RJZQ5AAV					○								
			RJZQ9AAY					○								
			RUXYQ12BA												○	
			RUXYQ20BA									○				
			3MXS52EVMA			○	○			○	○		○	○		
			3MXS68EVMA	○	○	○	○		○	○	○		○	○		
			4MXS80EVMA	○	○				○							

Note:

1. The symbol “○” as shown in the above table denotes “Provided”.

2. The symbol “／” as shown in the above table denotes “Not applicable” or “Not provided”.

3. The Vendor undertakes that if lifts or appliances of the specified brand name or model number are not installed in the Development, lifts or appliances of comparable quality will be installed.

備註：

1. 上表 “○” 代表提供。

2. 上表 “／” 代表不適用或不提供。

3. 賣方承諾如該項目中沒有安裝指明的品牌名稱或產品型號的升降機或設備，便會安裝品質相若的升降機或設備。

Appliances Schedule 設備說明表

Tower 7 第7座											
Location 位置	Appliance 設備	Brand Name 品牌	Model No. 型號	2/F, 3/F, 5/F-12/F, 15/F-18/F 2樓、3樓、5樓至12樓、15樓至18樓			19/F & 20/F (Duplex) 19樓及20樓 (複式)	19/F 19樓		20/F & 21/F (Duplex) 20樓及21樓 (複式)	
				A	B	C	A	B	C	B	C
Living Room / Dining Room, Master Bedroom, Bedroom 2, Bedroom 3, Bedroom 4, Bedroom 5, Family Room, Kitchen, Utility Room & Private Lift Lobby (if any) 客廳/飯廳、主人睡房、睡房2、 睡房3、睡房4、睡房5、家庭廳、 廚房、工作間及私人升降機大堂 (如適用)	A/C Indoor Unit 室內冷氣機	Daikin/大金	FDXS25CVMA	○	○	○		○	○		
			FDXS35CVMA			○			○		
			FDXS50CVMA	○	○			○			
			FDXS60CVMA	○	○			○			
			FXDP25QPVC				○			○	
			FXDP36QPVC				○			○	
			FXDP50QPVC							○	○
			FXDP63QPVC				○			○	
			FXAQ25PVE				○			○	○
			FXAQ32PVE				○			○	○
			FXAQ50PVE				○			○	○
			FTXS25EVMA	○	○	○		○	○		
			RXS35EBVMA			○			○		
	RXS50FVMA		○	○			○				
	RXS60FVMA		○	○			○				
	RJZQ9AAY					○					
	RUXYQ12BA									○	
	RUXYQ18BA								○		
	3MXS52EVMA		○	○	○		○	○			
	3MXS68EVMA				○			○			
	4MXS80EVMA		○	○			○				

Note:
1. The symbol “○” as shown in the above table denotes “Provided”.
2. The symbol “／” as shown in the above table denotes “Not applicable” or “Not provided”.
3. The Vendor undertakes that if lifts or appliances of the specified brand name or model number are not installed in the Development, lifts or appliances of comparable quality will be installed.

備註：
1. 上表 “○” 代表提供。
2. 上表 “／” 代表不適用或不提供。
3. 賣方承諾如該項目中沒有安裝指明的品牌名稱或產品型號的升降機或設備，便會安裝品質相若的升降機或設備。

Schedule of Mechanical & Electrical Provisions of Residential Units
住宅單位機電裝置位置及數量說明表

Tower 1 第1座															
Location 位置	Description 描述	G/F & 1/F (Duplex) 地下及1樓(複式)		2/F 2樓			3/F, 5/F-12/F, 15/F-23/F & 25/F 3樓、5樓至12樓、15樓至 23樓及25樓			26/F 26樓		27/F, 28/F & 29/F (Triplex) 27樓、28樓及 29樓 (三層頂層 單位)	27/F 27樓		28/F & 29/F (Duplex) 28樓及29樓 (複式)
		A	C	A	B	C	A	B	C	A	C	A	B	C	C
Private Lift Lobby 私人升降機大堂	13A Switched Single Socket Outlet 13安培有掣單位電插座	0	0	1	1	1	1	1	1	1	1	1	0	1	1
	Lighting Point 燈位	0	0	6	6	6	6	6	6	6	6	20	0	6	42
	Door Bell Push Button 門鈴按鈕	0	0	1	1	1	1	1	1	1	1	1	0	1	2
	Intercom 對講機	0	0	1	1	1	1	1	1	1	1	1	0	1	2
	Switched Fused Spur Unit (For Air Conditioner) 有掣保險絲單元(供冷氣機)	0	0	1	1	1	1	1	1	1	1	1	0	1	2
Private Garden 私人花園	Switched Single Waterproof Socket Outlet 有掣單位防水電插座	6	4	0	0	0	0	0	0	0	0	0	0	0	0
	Lighting Point 燈位	15	19	0	0	0	0	0	0	0	0	0	0	0	0
	IR Beam Motion Detector (Receiver) 紅外光束運動探測器(接收器)	8	8	0	0	0	0	0	0	0	0	0	0	0	0
	IR Beam Motion Detector (Emitter) 紅外光束運動探測器(發射器)	8	8	0	0	0	0	0	0	0	0	0	0	0	0
	Lighting Switch 照明開關掣	1	0	0	0	0	0	0	0	0	0	0	0	0	0
	Waterproof Type Triple Pole Isolator (For Air Conditioner) 防水三極隔離器(供冷氣機)	1	1	0	0	0	0	0	0	0	0	0	0	0	0
Entrance 門口	Lighting Point 燈位	1	1	0	0	0	0	0	0	0	0	0	0	0	0
	Lighting Switch 照明開關掣	1	1	0	0	0	0	0	0	0	0	0	0	0	0
	Door Bell Push Button 門鈴按鈕	1	1	1	1	1	1	1	1	1	1	1	1	1	2

Note:
1. 4/F, 13/F, 14/F and 24/F are omitted.
2. “1,2,...” denotes the quantity of such provision(s) provided in the residential unit.
3. The following items were excluded in this schedule: wall mounted lighting at private lift lobby, cabinet LED strip light & mirror light at bathroom and cabinet LED strip light at kitchen.

備註：
1. 不設4樓、13樓、14樓及24樓。
2. “1、2、.....”表示提供於該住宅單位內的裝置數量。
3. 以上項目不包括：私人升降機大堂內的掛牆燈，浴室內的鏡櫃燈帶及廚房內的廚櫃燈帶。

Schedule of Mechanical & Electrical Provisions of Residential Units
住宅單位機電裝置位置及數量說明表

Tower 1 第1座															
Location 位置	Description 描述	G/F & 1/F (Duplex) 地下及1樓(複式)		2/F 2樓			3/F, 5/F-12/F, 15/F-23/F & 25/F 3樓、5樓至12樓、15樓至 23樓及25樓			26/F 26樓		27/F, 28/F & 29/F (Triplex) 27樓、28樓及 29樓 (三層頂層 單位)	27/F 27樓		28/F & 29/F (Duplex) 28樓及29樓 (複式)
		A	C	A	B	C	A	B	C	A	C	A	B	C	C
Living Room/Dining Room 客廳/飯廳	13A Switched Single Socket Outlet 13安培有掣單位電插座	4	6	2	2	2	2	2	2	2	2	5	2	2	3
	13A Switched Twin Socket Outlet 13安培有掣雙位電插座	4	4	4	4	4	4	4	4	4	4	5	4	4	4
	Lighting Point 燈位	21	12	5	5	5	5	5	5	5	5	22	10	5	23
	TV/FM Outlet 電視/電台天線插座	2	2	2	2	2	2	2	2	2	2	2	2	2	2
	Telephone Outlet 電話插座	2	2	2	2	2	2	2	2	2	2	2	2	2	2
	Data Outlet 數據插座	3	3	3	3	3	3	3	3	3	3	3	2	3	3
	Blank Plate (For Spare Telephone Outlet) 空白面板(供後備電話插座)	1	1	1	1	1	1	1	1	1	1	1	1	1	1
	Window Breakglass Control System 窗戶擊碎玻璃控制系統	3	5	0	0	0	0	0	0	0	0	0	0	0	0
	Access Point 無線接入點	4	3	0	0	0	0	0	0	0	0	0	0	0	0
	Switched Fused Spur Unit (For Access Point) 有掣保險絲單元(供無線接入點)	4	3	0	0	0	0	0	0	0	0	0	0	0	0
	Switched Single Socket Outlet (For Wine Cellar) 有掣單位電插座(供酒櫃)	0	0	1	1	0	1	1	0	1	0	0	0	0	1
	Switched Single Socket Outlet (For Coffee Machine) 有掣單位電插座(供咖啡機)	0	0	1	1	0	1	1	0	1	0	0	0	0	0
	Double Pole Switch (For Electric Water Heater) 雙極開關掣(供電熱水爐)	0	0	0	1	0	0	1	0	0	0	0	0	0	0
	Lighting Switch 照明開關掣	11	11	6	6	6	6	6	6	4	5	19	4	5	11
	Video Door Phone 視像對講機	1	1	1	1	1	1	1	1	1	1	1	1	1	1
	Double Pole Switch (For Exhaust Fan) 雙極開關掣(供抽氣扇)	3	2	1	1	2	1	1	2	1	2	1	1	2	2
Switched Fused Spur Unit (For Electric Curtain) 有掣保險絲單元(供電窗簾)	4	3	2	2	2	2	2	2	2	2	4	2	2	4	
Switched Fused Spur Unit (For Air Conditioner) 有掣保險絲單元(供冷氣機)	5	4	2	2	2	2	2	2	2	2	4	2	2	5	

Note:
1. 4/F, 13/F, 14/F and 24/F are omitted.
2. “1,2,...” denotes the quantity of such provision(s) provided in the residential unit.
3. The following items were excluded in this schedule: wall mounted lighting at private lift lobby, cabinet LED strip light & mirror light at bathroom and cabinet LED strip light at kitchen.

備註：
1. 不設4樓、13樓、14樓及24樓。
2. “1、2、.....”表示提供於該住宅單位內的裝置數量。
3. 以上項目不包括：私人升降機大堂內的掛牆燈，浴室內的鏡櫃燈帶及廚房內的廚櫃燈帶。



Schedule of Mechanical & Electrical Provisions of Residential Units
住宅單位機電裝置位置及數量說明表

Tower 1 第1座															
Location 位置	Description 描述	G/F & 1/F (Duplex) 地下及1樓(複式)		2/F 2樓			3/F, 5/F-12/F, 15/F-23/F & 25/F 3樓、5樓至12樓、15樓至 23樓及25樓			26/F 26樓		27/F, 28/F & 29/F (Triplex) 27樓、28樓及 29樓 (三層頂層 單位)	27/F 27樓		28/F & 29/F (Duplex) 28樓及29樓 (複式)
		A	C	A	B	C	A	B	C	A	C	A	B	C	C
Master Bedroom 主人睡房	13A Switched Single Socket Outlet 13安培有掣單位電插座	7	3	2	2	2	2	2	2	2	2	4	0	2	3
	13A Switched Twin Socket Outlet 13安培有掣雙位電插座	2	1	1	1	1	1	1	1	1	1	2	0	1	3
	13A Switched Single Socket Outlet Complete With Single USB Charging Outlet 13安培有掣單位電插座連單USB充電位	1	1	1	1	1	1	1	1	1	1	1	0	1	1
	13A Switched Twin Socket Outlet Complete With Dual USB Charging Outlet 13安培有掣雙位電插座連雙USB充電位	1	2	1	1	1	1	1	1	1	1	2	0	1	1
	Lighting Point 燈位	4	3	2	2	2	2	2	2	2	2	10	0	2	3
	Access Point 無線接入點	1	1	0	0	0	0	0	0	0	0	0	0	0	0
	Switched Fused Spur Unit (For Access Point) 有掣保險絲單元(供無線接入點)	1	1	0	0	0	0	0	0	0	0	0	0	0	0
	Panic Alarm Button 緊急呼叫按鈕	1	1	1	1	1	1	1	1	1	1	1	0	1	1
	TV/FM Outlet 電視/電台天線插座	1	1	1	1	1	1	1	1	1	1	1	0	1	1
	Telephone Outlet 電話插座	2	2	1	1	1	1	1	1	1	1	1	0	1	1
	Data Outlet 數據插座	2	2	2	2	2	2	2	2	2	2	2	0	2	2
	Blank Plate (For Spare Telephone Outlet) 空白面板(供後備電話插座)	1	1	1	1	1	1	1	1	1	1	1	0	1	1
	Window Breakglass Control System 窗戶擊碎玻璃控制系統	1	2	0	0	0	0	0	0	0	0	0	0	0	0
	Double Pole Switch (For Exhaust Fan) 雙極開關掣(供抽氣扇)	1	1	1	1	1	1	1	1	1	1	1	0	1	1
	Double Pole Switch (For Floor Heating System) 雙極開關掣(供地板加熱系統)	1	1	0	0	0	0	0	0	0	0	1	0	0	0
	Lighting Switch 照明開關掣	2	1	3	3	3	3	3	3	3	3	5	3	3	2
	Fused Spur Unit (For Electric Curtain) 保險絲單元(供電窗簾)	2	1	2	2	2	2	2	2	2	2	4	0	2	2
	Switched Fused Spur Unit (For Air Conditioner) 有掣保險絲單元(供冷氣機)	3	1	1	1	1	1	1	1	1	1	3	0	1	2

Note:
1. 4/F, 13/F, 14/F and 24/F are omitted.
2. “1,2,...” denotes the quantity of such provision(s) provided in the residential unit.
3. The following items were excluded in this schedule: wall mounted lighting at private lift lobby, cabinet LED strip light & mirror light at bathroom and cabinet LED strip light at kitchen.

備註：
1. 不設4樓、13樓、14樓及24樓。
2. “1、2、.....”表示提供於該住宅單位內的裝置數量。
3. 以上項目不包括：私人升降機大堂內的掛牆燈，浴室內的鏡櫃燈帶及廚房內的廚櫃燈帶。

Schedule of Mechanical & Electrical Provisions of Residential Units
住宅單位機電裝置位置及數量說明表

Tower 1 第1座															
Location 位置	Description 描述	G/F & 1/F (Duplex) 地下及1樓(複式)		2/F 2樓			3/F, 5/F-12/F, 15/F-23/F & 25/F 3樓、5樓至12樓、15樓至 23樓及25樓			26/F 26樓		27/F, 28/F & 29/F (Triplex) 27樓、28樓及 29樓 (三層頂層 單位)	27/F 27樓		28/F & 29/F (Duplex) 28樓及29樓 (複式)
		A	C	A	B	C	A	B	C	A	C	A	B	C	C
Master Bathroom 主人浴室	13A Single Socket Outlet Complete With Single USB Charging Outlet 13安培單位電插座連單USB充電位	2	1	2	2	1	2	2	1	2	1	2	0	1	2
	Lighting Point 燈位	15	9	10	10	10	10	10	10	9	9	14	0	9	14
	Speaker 揚聲器	1	2	0	0	0	0	0	0	0	0	0	0	0	0
	Access Point 無線接入點	1	0	0	0	0	0	0	0	0	0	0	0	0	0
	Switched Fused Spur Unit (For Access Point) 有掣保險絲單元(供無線接入點)	1	0	0	0	0	0	0	0	0	0	0	0	0	0
	Window Breakglass Control System 窗戶擊碎玻璃控制系統	1	2	0	0	0	0	0	0	0	0	0	0	0	0
	TV/FM Outlet 電視/電台天線插座	0	1	0	0	0	0	0	0	0	0	1	0	0	1
	Telephone Outlet 電話插座	1	0	0	0	0	0	0	0	0	0	0	0	0	1
	Data Outlet 數據插座	1	1	0	0	0	0	0	0	0	0	0	0	0	1
	Switched Fused Spur Unit (For Bathroom Television) 有掣保險絲單元(供浴室電視機)	1	1	0	0	0	0	0	0	0	0	1	0	0	0
	Switched Fused Connection Unit (For Gas Water Heater) 有掣保險絲接駁點(供煤氣熱水爐)	0	1	1	1	1	1	1	1	1	1	1	0	1	1
	Switched Fused Connection Unit (For Exhaust Fan) 有掣保險絲接駁點(供抽氣扇)	1	1	1	1	1	1	1	1	1	1	1	0	1	1
	Fused Connection Unit (For Thermo Ventilator) 保險絲接駁點(供浴室寶)	1	1	1	1	1	1	1	1	1	1	1	0	1	1

Note:
1. 4/F, 13/F, 14/F and 24/F are omitted.
2. “1,2,...” denotes the quantity of such provision(s) provided in the residential unit.
3. The following items were excluded in this schedule: wall mounted lighting at private lift lobby, cabinet LED strip light & mirror light at bathroom and cabinet LED strip light at kitchen.

備註：
1. 不設4樓、13樓、14樓及24樓。
2. “1、2、.....”表示提供於該住宅單位內的裝置數量。
3. 以上項目不包括：私人升降機大堂內的掛牆燈，浴室內的鏡櫃燈帶及廚房內的廚櫃燈帶。



Schedule of Mechanical & Electrical Provisions of Residential Units
住宅單位機電裝置位置及數量說明表

Tower 1 第1座															
Location 位置	Description 描述	G/F & 1/F (Duplex) 地下及1樓(複式)		2/F 2樓			3/F, 5/F-12/F, 15/F-23/F & 25/F 3樓、5樓至12樓、15樓至 23樓及25樓			26/F 26樓		27/F, 28/F & 29/F (Triplex) 27樓、28樓及 29樓 (三層頂層 單位)	27/F 27樓		28/F & 29/F (Duplex) 28樓及29樓 (複式)
		A	C	A	B	C	A	B	C	A	C	A	B	C	C
Bedroom 1 睡房 1	13A Switched Single Socket Outlet 13安培有掣單位電插座	0	0	0	0	0	0	0	0	0	0	0	2	0	0
	13A Switched Twin Socket Outlet 13安培有掣雙位電插座	0	0	0	0	0	0	0	0	0	0	0	2	0	0
	Lighting Point 燈位	0	0	0	0	0	0	0	0	0	0	0	2	0	0
	TV/FM Outlet 電視/電台天線插座	0	0	0	0	0	0	0	0	0	0	0	1	0	0
	Telephone Outlet 電話插座	0	0	0	0	0	0	0	0	0	0	0	1	0	0
	Data Outlet 數據插座	0	0	0	0	0	0	0	0	0	0	0	2	0	0
	Blank Plate (For Spare Telephone Outlet) 空白面板(供後備電話插座)	0	0	0	0	0	0	0	0	0	0	0	1	0	0
	Double Pole Switch (For Exhaust Fan) 雙極開關掣(供抽氣扇)	0	0	0	0	0	0	0	0	0	0	0	1	0	0
	Lighting Switch 照明開關掣	0	0	0	0	0	0	0	0	0	0	0	1	0	0
	Switched Fused Spur Unit (For Air Conditioner) 有掣保險絲單元(供冷氣機)	0	0	0	0	0	0	0	0	0	0	0	1	0	0
Store 儲物房	Lighting Switch 照明開關掣	1	1	0	0	0	0	0	0	1	0	0	1	0	1
	Lighting Point 燈位	1	1	0	0	0	0	0	0	1	0	0	1	0	1

Note:
1. 4/F, 13/F, 14/F and 24/F are omitted.
2. “1,2,...” denotes the quantity of such provision(s) provided in the residential unit.
3. The following items were excluded in this schedule: wall mounted lighting at private lift lobby, cabinet LED strip light & mirror light at bathroom and cabinet LED strip light at kitchen.

備註：
1. 不設4樓、13樓、14樓及24樓。
2. “1、2、.....”表示提供於該住宅單位內的裝置數量。
3. 以上項目不包括：私人升降機大堂內的掛牆燈，浴室內的鏡櫃燈帶及廚房內的廚櫃燈帶。



Schedule of Mechanical & Electrical Provisions of Residential Units
住宅單位機電裝置位置及數量說明表

Tower 1 第1座															
Location 位置	Description 描述	G/F & 1/F (Duplex) 地下及1樓(複式)		2/F 2樓			3/F, 5/F-12/F, 15/F-23/F & 25/F 3樓、5樓至12樓、15樓至 23樓及25樓			26/F 26樓		27/F, 28/F & 29/F (Triplex) 27樓、28樓及 29樓 (三層頂層 單位)	27/F 27樓		28/F & 29/F (Duplex) 28樓及29樓 (複式)
		A	C	A	B	C	A	B	C	A	C	A	B	C	C
Bedroom 2 睡房 2	13A Switched Single Socket Outlet 13安培有掣單位電插座	3	3	1	1	1	1	1	1	2	2	4	0	2	3
	13A Switched Twin Socket Outlet 13安培有掣雙位電插座	2	2	2	2	2	2	2	2	2	2	2	0	2	2
	13A Switched Single Socket Outlet Complete With Single USB Charging Outlet 13安培有掣單位電插座連單USB充電位	0	0	1	1	1	1	1	1	1	1	1	0	1	1
	Lighting Point 燈位	2	2	2	2	2	2	2	2	2	2	5	0	2	2
	TV/FM Outlet 電視/電台天線插座	1	1	1	1	1	1	1	1	1	1	1	0	1	1
	Telephone Outlet 電話插座	1	1	1	1	1	1	1	1	1	1	1	0	1	1
	Data Outlet 數據插座	2	2	2	2	2	2	2	2	2	2	2	0	2	2
	Blank Plate (For Spare Telephone Outlet) 空白面板(供後備電話插座)	1	1	1	1	1	1	1	1	1	1	1	0	1	1
	Window Breakglass Control System 窗戶擊碎玻璃控制系統	1	1	0	0	0	0	0	0	0	0	0	0	0	0
	Double Pole Switch (For Exhaust Fan) 雙極開關掣(供抽氣扇)	1	1	1	1	1	1	1	1	1	1	1	0	1	1
	Lighting Switch 照明開關掣	2	2	2	3	2	2	3	2	2	2	8	0	2	2
Switched Fused Spur Unit (For Air Conditioner) 有掣保險絲單元(供冷氣機)	1	1	1	1	1	1	1	1	1	1	3	0	1	1	
Bathroom 2 浴室 2	13A Single Socket Outlet 13安培單位電插座	1	1	1	1	1	1	1	1	1	1	1	0	1	1
	Lighting Point 燈位	10	6	6	5	6	6	5	6	6	6	9	0	6	10
	Access Point 無線接入點	1	1	0	0	0	0	0	0	0	0	0	0	0	0
	Switched Fused Spur Unit (For Access Point) 有掣保險絲單元(供無線接入點)	1	1	0	0	0	0	0	0	0	0	0	0	0	0
	Window Breakglass Control System 窗戶擊碎玻璃控制系統	1	0	0	0	0	0	0	0	0	0	0	0	0	0
	Switched Fused Connection Unit (For Exhaust Fan) 有掣保險絲接駁點(供抽氣扇)	1	1	1	1	1	1	1	1	1	1	1	0	1	1
	Switched Fused Connection Unit (For Gas Water Heater) 有掣保險絲接駁點(供煤氣熱水爐)	1	0	1	0	0	1	0	0	1	0	1	0	0	0
	Fused Connection Unit (For Thermo Ventilator) 保險絲接駁點(供浴室寶)	1	1	1	1	1	1	1	1	1	1	1	0	1	1

Note:
1. 4/F, 13/F, 14/F and 24/F are omitted.
2. “1,2,...” denotes the quantity of such provision(s) provided in the residential unit.
3. The following items were excluded in this schedule: wall mounted lighting at private lift lobby, cabinet LED strip light & mirror light at bathroom and cabinet LED strip light at kitchen.

備註：
1. 不設4樓、13樓、14樓及24樓。
2. “1、2、.....”表示提供於該住宅單位內的裝置數量。
3. 以上項目不包括：私人升降機大堂內的掛牆燈，浴室內的鏡櫃燈帶及廚房內的廚櫃燈帶。



Schedule of Mechanical & Electrical Provisions of Residential Units
住宅單位機電裝置位置及數量說明表

Tower 1 第1座															
Location 位置	Description 描述	G/F & 1/F (Duplex) 地下及1樓(複式)		2/F 2樓			3/F, 5/F-12/F, 15/F-23/F & 25/F 3樓、5樓至12樓、15樓至 23樓及25樓			26/F 26樓		27/F, 28/F & 29/F (Triplex) 27樓、28樓及 29樓 (三層頂層 單位)	27/F 27樓		28/F & 29/F (Duplex) 28樓及29樓 (複式)
		A	C	A	B	C	A	B	C	A	C	A	B	C	C
Bedroom 3 睡房 3	13A Switched Single Socket Outlet 13安培有掣單位電插座	3	3	1	1	1	1	1	1	2	2	3	0	2	3
	13A Switched Twin Socket Outlet 13安培有掣雙位電插座	2	2	2	2	2	2	2	2	2	2	2	0	2	2
	13A Switched Single Socket Outlet Complete With Single USB Charging Outlet 13安培有掣單位電插座連單USB充電位	0	0	1	1	1	1	1	1	1	1	1	0	1	1
	Lighting Point 燈位	1	2	2	2	1	2	2	1	2	1	3	0	1	2
	TV/FM Outlet 電視/電台天線插座	1	1	1	1	1	1	1	1	1	1	1	0	1	1
	Telephone Outlet 電話插座	1	1	1	1	1	1	1	1	1	1	1	0	1	1
	Data Outlet 數據插座	2	2	2	2	2	2	2	2	2	2	2	0	2	2
	Blank Plate (For Spare Telephone Outlet) 空白面板(供後備電話插座)	0	1	1	1	1	1	1	1	1	1	1	0	1	1
	Window Breakglass Control System 窗戶擊碎玻璃控制系統	1	1	0	0	0	0	0	0	0	0	0	0	0	0
	Double Pole Switch (For Exhaust Fan) 雙極開關掣(供抽氣扇)	1	0	1	1	0	1	1	0	1	0	1	0	0	0
	Lighting Switch 照明開關掣	2	1	3	3	2	3	3	2	3	2	4	0	2	1
Switched Fused Spur Unit (For Air Conditioner) 有掣保險絲單元(供冷氣機)	1	1	1	1	1	1	1	1	1	1	1	0	1	1	
Bathroom 3 浴室 3	13A Single Socket Outlet 13安培單位電插座	1	0	1	1	1	1	1	1	1	1	1	0	1	0
	Lighting Point 燈位	6	0	5	6	5	5	6	5	5	5	5	0	5	0
	Access Point 無線接入點	1	0	0	0	0	0	0	0	0	0	0	0	0	0
	Switched Fused Spur Unit (For Access Point) 有掣保險絲單元(供無線接入點)	1	0	0	0	0	0	0	0	0	0	0	0	0	0
	Window Breakglass Control System 窗戶擊碎玻璃控制系統	1	0	0	0	0	0	0	0	0	0	0	0	0	0
	Fused Connection Unit (For Thermo Ventilator) 保險絲接駁點(供浴室寶)	1	0	0	0	0	0	0	0	0	0	0	0	0	0
	Switched Fused Connection Unit (For Gas Water Heater) 有掣保險絲接駁點(供煤氣熱水爐)	1	0	0	0	0	0	0	0	0	0	1	0	0	0
	Switched Fused Connection Unit (For Exhaust Fan) 有掣保險絲接駁點(供抽氣扇)	1	0	1	1	1	1	1	1	1	1	1	0	1	0

Note:
1. 4/F, 13/F, 14/F and 24/F are omitted.
2. “1,2,...” denotes the quantity of such provision(s) provided in the residential unit.
3. The following items were excluded in this schedule: wall mounted lighting at private lift lobby, cabinet LED strip light & mirror light at bathroom and cabinet LED strip light at kitchen.

備註：
1. 不設4樓、13樓、14樓及24樓。
2. “1、2、.....”表示提供於該住宅單位內的裝置數量。
3. 以上項目不包括：私人升降機大堂內的掛牆燈，浴室內的鏡櫃燈帶及廚房內的廚櫃燈帶。



Schedule of Mechanical & Electrical Provisions of Residential Units
住宅單位機電裝置位置及數量說明表

Tower 1 第1座															
Location 位置	Description 描述	G/F & 1/F (Duplex) 地下及1樓(複式)		2/F 2樓			3/F, 5/F-12/F, 15/F-23/F & 25/F 3樓、5樓至12樓、15樓至 23樓及25樓			26/F 26樓		27/F, 28/F & 29/F (Triplex) 27樓、28樓及 29樓 (三層頂層 單位)	27/F 27樓		28/F & 29/F (Duplex) 28樓及29樓 (複式)
		A	C	A	B	C	A	B	C	A	C	A	B	C	C
Bedroom 4 睡房 4	13A Switched Single Socket Outlet 13安培有掣單位電插座	3	4	0	0	0	0	0	0	0	0	3	0	0	2
	13A Switched Twin Socket Outlet 13安培有掣雙位電插座	2	2	0	0	0	0	0	0	0	0	2	0	0	2
	Lighting Point 燈位	1	2	0	0	0	0	0	0	0	0	3	0	0	2
	TV/FM Outlet 電視/電台天線插座	1	1	0	0	0	0	0	0	0	0	1	0	0	1
	Telephone Outlet 電話插座	1	1	0	0	0	0	0	0	0	0	1	0	0	1
	Data Outlet 數據插座	2	2	0	0	0	0	0	0	0	0	2	0	0	2
	Blank Plate (For Spare Telephone Outlet) 空白面板(供後備電話插座)	1	1	0	0	0	0	0	0	0	0	1	0	0	1
	Window Breakglass Control System 窗戶擊碎玻璃控制系統	1	1	0	0	0	0	0	0	0	0	0	0	0	0
	Lighting Switch 照明開關掣	1	2	0	0	0	0	0	0	0	0	4	0	0	2
	Double Pole Switch (For Exhaust Fan) 雙極開關掣(供抽氣扇)	0	1	0	0	0	0	0	0	0	0	1	0	0	1
	Access Point 無線接入點	1	0	0	0	0	0	0	0	0	0	0	0	0	0
	Switched Fused Spur Unit (For Access Point) 有掣保險絲單元(供無線接入點)	1	0	0	0	0	0	0	0	0	0	0	0	0	0
Switched Fused Spur Unit (For Air Conditioner) 有掣保險絲單元(供冷氣機)	1	1	0	0	0	0	0	0	0	0	1	0	0	1	
Bathroom 4 浴室 4	13A Single Socket Outlet 13安培單位電插座	0	1	0	0	0	0	0	0	1	0	0	0	0	1
	Lighting Point 燈位	0	4	0	0	0	0	0	0	1	0	0	0	0	9
	Switched Fused Connection Unit (For Gas Water Heater) 有掣保險絲接駁點(供煤氣熱水爐)	0	0	0	0	0	0	0	0	0	0	0	0	0	0
	Switched Fused Connection Unit (For Exhaust Fan) 有掣保險絲接駁點(供抽氣扇)	0	0	0	0	0	0	0	0	1	0	0	0	0	1

Note:
1. 4/F, 13/F, 14/F and 24/F are omitted.
2. “1,2,...” denotes the quantity of such provision(s) provided in the residential unit.
3. The following items were excluded in this schedule: wall mounted lighting at private lift lobby, cabinet LED strip light & mirror light at bathroom and cabinet LED strip light at kitchen.

備註：
1. 不設4樓、13樓、14樓及24樓。
2. “1、2、.....”表示提供於該住宅單位內的裝置數量。
3. 以上項目不包括：私人升降機大堂內的掛牆燈，浴室內的鏡櫃燈帶及廚房內的廚櫃燈帶。



Schedule of Mechanical & Electrical Provisions of Residential Units
住宅單位機電裝置位置及數量說明表

Tower 1 第1座															
Location 位置	Description 描述	G/F & 1/F (Duplex) 地下及1樓(複式)		2/F 2樓			3/F, 5/F-12/F, 15/F-23/F & 25/F 3樓、5樓至12樓、15樓至 23樓及25樓			26/F 26樓		27/F, 28/F & 29/F (Triplex) 27樓、28樓及 29樓 (三層頂層 單位)	27/F 27樓		28/F & 29/F (Duplex) 28樓及29樓 (複式)
		A	C	A	B	C	A	B	C	A	C	A	B	C	C
Bedroom 5 睡房 5	13A Switched Single Socket Outlet 13安培有掣單位電插座	0	0	0	0	0	0	0	0	0	0	3	0	0	0
	13A Switched Twin Socket Outlet 13安培有掣雙位電插座	0	0	0	0	0	0	0	0	0	0	2	0	0	0
	Lighting Point 燈位	0	0	0	0	0	0	0	0	0	0	1	0	0	0
	TV/FM Outlet 電視/電台天線插座	0	0	0	0	0	0	0	0	0	0	1	0	0	0
	Telephone Outlet 電話插座	0	0	0	0	0	0	0	0	0	0	1	0	0	0
	Data Outlet 數據插座	0	0	0	0	0	0	0	0	0	0	2	0	0	0
	Blank Plate (For Spare Telephone Outlet) 空白面板(供後備電話插座)	0	0	0	0	0	0	0	0	0	0	1	0	0	0
	Window Breakglass Control System 窗戶擊碎玻璃控制系統	0	0	0	0	0	0	0	0	0	0	0	0	0	0
	Lighting Switch 照明開關掣	0	0	0	0	0	0	0	0	0	0	4	0	0	0
	Double Pole Switch (For Exhaust Fan) 雙極開關掣(供抽氣扇)	0	0	0	0	0	0	0	0	0	0	1	0	0	0
	Access Point 無線接入點	0	0	0	0	0	0	0	0	0	0	0	0	0	0
	Switched Fused Spur Unit (For Access Point) 有掣保險絲單元(供無線接入點)	0	0	0	0	0	0	0	0	0	0	0	0	0	0
	Switched Fused Spur Unit (For Air Conditioner) 有掣保險絲單元(供冷氣機)	0	0	0	0	0	0	0	0	0	0	1	0	0	0
Bathroom 5 浴室 5	13A Single Socket Outlet 13安培單位電插座	0	0	0	0	0	0	0	0	0	0	1	0	0	0
	Lighting Point 燈位	0	0	0	0	0	0	0	0	0	0	4	0	0	0
	Switched Fused Connection Unit (For Gas Water Heater) 有掣保險絲接駁點(供煤氣熱水爐)	0	0	0	0	0	0	0	0	0	0	1	0	0	0
	Switched Fused Connection Unit (For Exhaust Fan) 有掣保險絲接駁點(供抽氣扇)	0	0	0	0	0	0	0	0	0	0	1	0	0	0

Note:
1. 4/F, 13/F, 14/F and 24/F are omitted.
2. “1,2,...” denotes the quantity of such provision(s) provided in the residential unit.
3. The following items were excluded in this schedule: wall mounted lighting at private lift lobby, cabinet LED strip light & mirror light at bathroom and cabinet LED strip light at kitchen.

備註：
1. 不設4樓、13樓、14樓及24樓。
2. “1、2、.....”表示提供於該住宅單位內的裝置數量。
3. 以上項目不包括：私人升降機大堂內的掛牆燈，浴室內的鏡櫃燈帶及廚房內的廚櫃燈帶。



Schedule of Mechanical & Electrical Provisions of Residential Units
住宅單位機電裝置位置及數量說明表

Tower 1 第1座															
Location 位置	Description 描述	G/F & 1/F (Duplex) 地下及1樓(複式)		2/F 2樓			3/F, 5/F-12/F, 15/F-23/F & 25/F 3樓、5樓至12樓、15樓至 23樓及25樓			26/F 26樓		27/F, 28/F & 29/F (Triplex) 27樓、28樓及 29樓 (三層頂層 單位)	27/F 27樓		28/F & 29/F (Duplex) 28樓及29樓 (複式)
		A	C	A	B	C	A	B	C	A	C	A	B	C	C
Bedroom 6 睡房 6	13A Switched Single Socket Outlet 13安培有掣單位電插座	0	0	0	0	0	0	0	0	0	0	3	0	0	0
	13A Switched Twin Socket Outlet 13安培有掣雙位電插座	0	0	0	0	0	0	0	0	0	0	2	0	0	0
	Lighting Point 燈位	0	0	0	0	0	0	0	0	0	0	2	0	0	0
	TV/FM Outlet 電視/電台天線插座	0	0	0	0	0	0	0	0	0	0	1	0	0	0
	Telephone Outlet 電話插座	0	0	0	0	0	0	0	0	0	0	1	0	0	0
	Data Outlet 數據插座	0	0	0	0	0	0	0	0	0	0	2	0	0	0
	Blank Plate (For Spare Telephone Outlet) 空白面板(供後備電話插座)	0	0	0	0	0	0	0	0	0	0	1	0	0	0
	Window Breakglass Control System 窗戶擊碎玻璃控制系統	0	0	0	0	0	0	0	0	0	0	0	0	0	0
	Lighting Switch 照明開關掣	0	0	0	0	0	0	0	0	0	0	2	0	0	0
	Double Pole Switch (For Exhaust Fan) 雙極開關掣(供抽氣扇)	0	0	0	0	0	0	0	0	0	0	1	0	0	0
	Access Point 無線接入點	0	0	0	0	0	0	0	0	0	0	0	0	0	0
	Switched Fused Spur Unit (For Access Point) 有掣保險絲單元(供無線接入點)	0	0	0	0	0	0	0	0	0	0	0	0	0	0
	Switched Fused Spur Unit (For Air Conditioner) 有掣保險絲單元(供冷氣機)	0	0	0	0	0	0	0	0	0	0	1	0	0	0
Bathroom 6 浴室 6	13A Single Socket Outlet 13安培單位電插座	0	0	0	0	0	0	0	0	0	0	1	0	0	0
	Lighting Point 燈位	0	0	0	0	0	0	0	0	0	0	4	0	0	0
	Switched Fused Connection Unit (For Gas Water Heater) 有掣保險絲接駁點(供煤氣熱水爐)	0	0	0	0	0	0	0	0	0	0	0	0	0	0
	Switched Fused Connection Unit (For Exhaust Fan) 有掣保險絲接駁點(供抽氣扇)	0	0	0	0	0	0	0	0	0	0	1	0	0	0

Note:
1. 4/F, 13/F, 14/F and 24/F are omitted.
2. “1,2,...” denotes the quantity of such provision(s) provided in the residential unit.
3. The following items were excluded in this schedule: wall mounted lighting at private lift lobby, cabinet LED strip light & mirror light at bathroom and cabinet LED strip light at kitchen.

備註：
1. 不設4樓、13樓、14樓及24樓。
2. “1、2、.....”表示提供於該住宅單位內的裝置數量。
3. 以上項目不包括：私人升降機大堂內的掛牆燈，浴室內的鏡櫃燈帶及廚房內的廚櫃燈帶。



Schedule of Mechanical & Electrical Provisions of Residential Units
住宅單位機電裝置位置及數量說明表

Tower 1 第1座															
Location 位置	Description 描述	G/F & 1/F (Duplex) 地下及1樓(複式)		2/F 2樓			3/F, 5/F-12/F, 15/F-23/F & 25/F 3樓、5樓至12樓、15樓至 23樓及25樓			26/F 26樓		27/F, 28/F & 29/F (Triplex) 27樓、28樓及 29樓 (三層頂層 單位)	27/F 27樓		28/F & 29/F (Duplex) 28樓及29樓 (複式)
		A	C	A	B	C	A	B	C	A	C	A	B	C	C
Bedroom 7 睡房 7	13A Switched Single Socket Outlet 13安培有掣單位電插座	0	0	0	0	0	0	0	0	0	0	3	0	0	0
	13A Switched Twin Socket Outlet 13安培有掣雙位電插座	0	0	0	0	0	0	0	0	0	0	2	0	0	0
	Lighting Point 燈位	0	0	0	0	0	0	0	0	0	0	2	0	0	0
	TV/FM Outlet 電視/電台天線插座	0	0	0	0	0	0	0	0	0	0	1	0	0	0
	Telephone Outlet 電話插座	0	0	0	0	0	0	0	0	0	0	1	0	0	0
	Data Outlet 數據插座	0	0	0	0	0	0	0	0	0	0	2	0	0	0
	Blank Plate (For Spare Telephone Outlet) 空白面板(供後備電話插座)	0	0	0	0	0	0	0	0	0	0	1	0	0	0
	Window Breakglass Control System 窗戶擊碎玻璃控制系統	0	0	0	0	0	0	0	0	0	0	0	0	0	0
	Lighting Switch 照明開關掣	0	0	0	0	0	0	0	0	0	0	3	0	0	0
	Double Pole Switch (For Exhaust Fan) 雙極開關掣(供抽氣扇)	0	0	0	0	0	0	0	0	0	0	1	0	0	0
	Access Point 無線接入點	0	0	0	0	0	0	0	0	0	0	0	0	0	0
	Switched Fused Spur Unit (For Access Point) 有掣保險絲單元(供無線接入點)	0	0	0	0	0	0	0	0	0	0	0	0	0	0
	Switched Fused Spur Unit (For Air Conditioner) 有掣保險絲單元(供冷氣機)	0	0	0	0	0	0	0	0	0	0	1	0	0	0
Bathroom 7 浴室 7	13A Single Socket Outlet 13安培單位電插座	0	0	0	0	0	0	0	0	0	0	1	0	0	0
	Lighting Point 燈位	0	0	0	0	0	0	0	0	0	0	4	0	0	0
	Switched Fused Connection Unit (For Gas Water Heater) 有掣保險絲接駁點(供煤氣熱水爐)	0	0	0	0	0	0	0	0	0	0	0	0	0	0
	Switched Fused Connection Unit (For Exhaust Fan) 有掣保險絲接駁點(供抽氣扇)	0	0	0	0	0	0	0	0	0	0	1	0	0	0
Bedroom 8 睡房 8	13A Single Socket Outlet 13安培單位電插座	0	0	0	0	0	0	0	0	0	0	1	0	0	0
	Lighting Point 燈位	0	0	0	0	0	0	0	0	0	0	4	0	0	0
	Switched Fused Connection Unit (For Gas Water Heater) 有掣保險絲接駁點(供煤氣熱水爐)	0	0	0	0	0	0	0	0	0	0	0	0	0	0
	Switched Fused Connection Unit (For Exhaust Fan) 有掣保險絲接駁點(供抽氣扇)	0	0	0	0	0	0	0	0	0	0	1	0	0	0

Note:
1. 4/F, 13/F, 14/F and 24/F are omitted.
2. “1,2,...” denotes the quantity of such provision(s) provided in the residential unit.
3. The following items were excluded in this schedule: wall mounted lighting at private lift lobby, cabinet LED strip light & mirror light at bathroom and cabinet LED strip light at kitchen.

備註：
1. 不設4樓、13樓、14樓及24樓。
2. “1、2、.....”表示提供於該住宅單位內的裝置數量。
3. 以上項目不包括：私人升降機大堂內的掛牆燈，浴室內的鏡櫃燈帶及廚房內的廚櫃燈帶。



Schedule of Mechanical & Electrical Provisions of Residential Units
住宅單位機電裝置位置及數量說明表

Tower 1 第1座															
Location 位置	Description 描述	G/F & 1/F (Duplex) 地下及1樓(複式)		2/F 2樓			3/F, 5/F-12/F, 15/F-23/F & 25/F 3樓、5樓至12樓、15樓至 23樓及25樓			26/F 26樓		27/F, 28/F & 29/F (Triplex) 27樓、28樓及 29樓 (三層頂層 單位)	27/F 27樓		28/F & 29/F (Duplex) 28樓及29樓 (複式)
		A	C	A	B	C	A	B	C	A	C	A	B	C	C
Air Conditioner Platform 冷氣機平台	Waterproof Type Double Pole Isolator (For Air Conditioner) 防水雙極隔離器(供冷氣機)	0	0	5	4	5	5	4	5	5	5	4	4	5	1
Utility Platform 工作平台	Lighting Point 燈位	0	0	1	0	1	1	1	1	1	1	0	1	1	1
Utility Room 工作間	Switched Single Socket Outlet (For Washing Machine) 有掣單位電插座(供洗衣機)	0	0	0	0	1	0	0	1	0	1	0	0	1	0
	Water Inlet Connection Point (For Washing Machine) 入水位連接點(供洗衣機)	0	0	0	0	1	0	0	1	0	1	0	0	1	0
	Water Outlet Connection Point (For Washing Machine) 出水位連接點(供洗衣機)	0	0	0	0	1	0	0	1	0	1	0	0	1	0
	13A Single Socket Outlet 13安培單位電插座	0	0	0	0	0	0	0	0	0	0	0	0	0	1
	13A Switched Twin Socket Outlet 13安培有掣雙位電插座	1	1	1	1	1	1	1	1	1	1	0	0	1	1
	Lighting Point 燈位	1	1	1	1	1	1	1	1	1	1	0	0	1	2
	TV/FM Outlet 電視/電台天線插座	1	1	1	1	1	1	1	1	1	1	0	0	1	1
	Blank Plate (For Spare Telephone Outlet) 空白面板(供後備電話插座)	1	1	1	1	1	1	1	1	1	1	0	0	1	1
	Blank Plate (For Spare Data Outlet) 空白面板(供後備數據插座)	1	1	1	1	1	1	1	1	1	1	0	0	1	1
	Lighting Switch 照明開關掣	2	0	2	2	2	2	2	2	2	2	0	0	2	3
	Double Pole Switch (For Exhaust Fan) 雙極開關掣(供抽氣扇)	1	1	1	1	1	1	1	1	1	1	0	0	1	1
	Miniature Circuit Breakers Board 微型斷路器箱	1	1	1	1	1	1	1	1	1	1	0	0	1	1
	Window Breakglass Control Panel 窗戶擊碎玻璃控制面板	1	1	0	0	0	0	0	0	0	0	0	0	0	0
	Switched Fused Connection Unit (For Window Breakglass Control Panel) 有掣保險絲接駁點(供窗戶擊碎玻璃控制面板)	1	1	0	0	0	0	0	0	0	0	0	0	0	0
	Switched Fused Spur Unit (For Air Conditioner) 有掣保險絲單元(供冷氣機)	1	1	1	1	1	1	1	1	1	1	0	0	1	1

Note:
1. 4/F, 13/F, 14/F and 24/F are omitted.
2. “1,2,...” denotes the quantity of such provision(s) provided in the residential unit.
3. The following items were excluded in this schedule: wall mounted lighting at private lift lobby, cabinet LED strip light & mirror light at bathroom and cabinet LED strip light at kitchen.

備註：
1. 不設4樓、13樓、14樓及24樓。
2. “1、2、.....”表示提供於該住宅單位內的裝置數量。
3. 以上項目不包括：私人升降機大堂內的掛牆燈，浴室內的鏡櫃燈帶及廚房內的廚櫃燈帶。



Schedule of Mechanical & Electrical Provisions of Residential Units
住宅單位機電裝置位置及數量說明表

Tower 1 第1座															
Location 位置	Description 描述	G/F & 1/F (Duplex) 地下及1樓(複式)		2/F 2樓			3/F, 5/F-12/F, 15/F-23/F & 25/F 3樓、5樓至12樓、15樓至 23樓及25樓			26/F 26樓		27/F, 28/F & 29/F (Triplex) 27樓、28樓及 29樓 (三層頂層 單位)	27/F 27樓		28/F & 29/F (Duplex) 28樓及29樓 (複式)
		A	C	A	B	C	A	B	C	A	C	A	B	C	C
Lavatory 洗手間	Switched Fused Connection Unit (For Exhaust Fan) 有掣保險絲接駁點(供抽氣扇)	1	1	1	1	1	1	1	1	1	1	0	0	1	1
	Switched Fused Connection Unit (For Gas Water Heater) 有掣保險絲接駁點(供煤氣熱水爐)	1	0	0	1	0	0	1	0	0	0	0	0	0	0
	Window Breakglass Control System 窗戶擊碎玻璃控制系統	1	1	0	0	0	0	0	0	0	0	0	0	0	0
	Lighting Point 燈位	1	1	1	1	1	1	1	1	1	1	0	0	1	1
Powder Room 客廳洗手間	13A Switched Twin Socket Outlet 13安培雙位電插座	0	0	0	0	0	0	0	0	1	0	1	0	0	0
	Access Point 無線接入點	1	1	0	0	0	0	0	0	0	0	0	0	0	0
	Switched Fused Spur Unit (For Access Point) 有掣保險絲單元(供無線接入點)	1	1	0	0	0	0	0	0	0	0	0	0	0	0
	TV/FM Outlet 電視/電台天線插座	0	0	0	0	0	0	0	0	0	0	0	0	0	0
	Telephone Outlet 電話插座	0	0	0	0	0	0	0	0	0	0	0	0	0	0
	Data Outlet 數據插座	0	0	0	0	0	0	0	0	0	0	0	0	0	0
	Switched Fused Connection Unit (For Exhaust Fan) 有掣保險絲接駁點(供抽氣扇)	1	1	0	0	0	0	0	0	1	0	1	0	0	1
	Switched Fused Connection Unit (For Gas Water Heater) 有掣保險絲接駁點(供煤氣熱水爐)	0	1	0	0	0	0	0	0	0	0	0	0	0	0
	Lighting Switch 照明開關掣	0	1	0	0	0	0	0	0	0	0	0	0	0	0
	Double Pole Switch (For Exhaust Fan) 雙極開關掣(供抽氣扇)	0	1	0	0	0	0	0	0	1	0	1	0	0	0
	Window Breakglass Control System 窗戶擊碎玻璃控制系統	0	1	0	0	0	0	0	0	0	0	0	0	0	0
	Lighting Point 燈位	5	7	0	0	0	0	0	0	4	0	4	0	0	8

Note:

- 4/F, 13/F, 14/F and 24/F are omitted.
- “1,2,...” denotes the quantity of such provision(s) provided in the residential unit.
- The following items were excluded in this schedule: wall mounted lighting at private lift lobby, cabinet LED strip light & mirror light at bathroom and cabinet LED strip light at kitchen.

備註：

- 不設4樓、13樓、14樓及24樓。
- “1、2、.....”表示提供於該住宅單位內的裝置數量。
- 以上項目不包括：私人升降機大堂內的掛牆燈，浴室內的鏡櫃燈帶及廚房內的廚櫃燈帶。



Schedule of Mechanical & Electrical Provisions of Residential Units
住宅單位機電裝置位置及數量說明表

Tower 1 第1座															
Location 位置	Description 描述	G/F & 1/F (Duplex) 地下及1樓(複式)		2/F 2樓			3/F, 5/F-12/F, 15/F-23/F & 25/F 3樓、5樓至12樓、15樓至 23樓及25樓			26/F 26樓		27/F, 28/F & 29/F (Triplex) 27樓、28樓及 29樓 (三層頂層 單位)	27/F 27樓		28/F & 29/F (Duplex) 28樓及29樓 (複式)
		A	C	A	B	C	A	B	C	A	C	A	B	C	C
Kitchen 廚房	Switched Single Socket Outlet (For Refrigerator) 有掣單位電插座(供雪櫃)	1	1	1	1	1	1	1	1	1	1	0	1	1	1
	13A Switched Single Socket Outlet (For General Use) 13安培有掣單位電插座(供一般用途)	0	1	0	0	0	0	0	0	0	0	2	0	0	0
	13A Switched Twin Socket Outlet (For General Use) 13安培有掣雙位電插座(供一般用途)	2	2	4	4	4	4	4	4	4	4	3	4	4	3
	Lighting Point 燈位	14	15	6	6	6	6	6	6	6	6	1	6	6	7
	Video Door Phone 視像對講機	1	1	0	0	0	0	0	0	0	0	0	0	0	1
	Lighting Switch 照明開關掣	0	1	1	1	0	1	0	0	1	0	1	0	0	1
	Switched Fused Connection Unit (For Gas Hob) 有掣保險絲接駁點(供煤氣煮食爐)	2	2	2	2	2	2	2	2	2	2	0	2	2	2
	Connection Unit (For Microwave Oven) 接駁點(供微波爐)	1	1	1	1	1	1	1	1	1	1	0	1	1	1
	Switched Fused Connection Unit (For Microwave Oven) 有掣保險絲接駁點(供微波爐)	1	1	1	1	1	1	1	1	1	1	0	1	1	1
	Switched Fused Connection Unit (For Steam Oven) 有掣保險絲接駁點(供蒸爐)	2	1	1	1	1	1	1	1	1	1	0	1	1	1
	Connection Unit (For Steam Oven) 接駁點(供蒸爐)	2	1	1	1	1	1	1	1	1	1	0	1	1	1
	Double Pole Switch (For Induction Hob) 雙極開關掣(供電磁煮食爐)	2	2	1	1	1	1	1	1	1	1	0	1	1	1
	Triple Pole and Neutral Isolator (For Electric Water Heater) 三相隔離器(供電熱水爐)	0	0	0	1	0	0	1	0	0	0	0	1	0	1
	Double Pole Switch (For BBQ Grill) 雙極開關掣(供燒烤爐)	0	1	0	0	0	0	0	0	0	0	0	0	0	1
	Switched Fused Connection Unit (For Exhaust Fan) 有掣保險絲接駁點(供抽氣扇)	1	1	1	1	1	1	1	1	1	1	1	1	1	1
	Double Pole Switch (For Exhaust Fan) 雙極開關掣(供抽氣扇)	0	0	0	0	0	0	0	0	0	1	1	0	1	0
	Switched Fused Connection Unit (For Gas Water Heater) 有掣保險絲接駁點(供煤氣熱水爐)	1	1	1	0	1	1	0	1	1	2	2	0	2	2
	Switched Single Socket Outlet (For Electrical Flip Door) 有掣單位電插座(供電轉門)	1	1	1	1	1	1	1	1	1	1	2	1	1	1
	Switched Single Socket Outlet (For Washing Machine) 有掣單位電插座(供洗衣機)	1	1	1	1	0	1	1	0	1	0	1	1	0	1
	Switched Single Socket Outlet (For Dishwasher) 有掣單位電插座(供洗碗碟機)	1	1	1	1	1	1	1	1	1	1	1	1	1	1

Note:
1. 4/F, 13/F, 14/F and 24/F are omitted.
2. “1,2,...” denotes the quantity of such provision(s) provided in the residential unit.
3. The following items were excluded in this schedule: wall mounted lighting at private lift lobby, cabinet LED strip light & mirror light at bathroom and cabinet LED strip light at kitchen.

備註：
1. 不設4樓、13樓、14樓及24樓。
2. “1、2、.....”表示提供於該住宅單位內的裝置數量。
3. 以上項目不包括：私人升降機大堂內的掛牆燈，浴室內的鏡櫃燈帶及廚房內的廚櫃燈帶。



Schedule of Mechanical & Electrical Provisions of Residential Units
住宅單位機電裝置位置及數量說明表

Tower 1 第1座															
Location 位置	Description 描述	G/F & 1/F (Duplex) 地下及1樓(複式)		2/F 2樓			3/F, 5/F-12/F, 15/F-23/F & 25/F 3樓、5樓至12樓、15樓至 23樓及25樓			26/F 26樓		27/F, 28/F & 29/F (Triplex) 27樓、28樓及 29樓 (三層頂層 單位)	27/F 27樓		28/F & 29/F (Duplex) 28樓及29樓 (複式)
		A	C	A	B	C	A	B	C	A	C	A	B	C	C
Kitchen 廚房	Switched Single Socket Outlet (For Microwave Oven) 有掣單位電插座(供微波爐)	1	1	0	0	0	0	0	0	0	0	1	0	0	1
	Switched Single Socket Outlet (For Coffee Machine) 有掣單位電插座(供咖啡機)	1	1	0	0	0	0	0	0	0	0	1	0	0	1
	Switched Single Socket Outlet (For Wine Cellar) 有掣單位電插座(供酒櫃)	1	1	0	0	1	0	0	1	0	1	1	0	1	1
	Switched Fused Spur Unit (For Cooker Hood) 有掣保險絲單元(供抽油煙機)	2	1	1	1	1	1	1	1	1	1	1	1	1	1
	Switched Single Socket Outlet (For Network Router) 有掣單位電插座(供路由器)	0	0	1	1	1	1	1	1	1	1	0	1	1	1
	Network Router 路由器	1	1	0	0	0	0	0	0	0	0	0	0	0	0
	Switched Fused Spur Unit (For Network Router) 有掣保險絲單元(供路由器)	1	1	0	0	0	0	0	0	0	0	0	0	0	0
	Data Outlet (For Network Router) 數據插座(供路由器)	1	1	1	1	1	1	1	1	1	1	0	1	1	1
	Telephone Outlet (For Network Router) 電話插座(供路由器)	1	1	1	1	1	1	1	1	1	1	0	1	1	1
	Door Bell 門鈴	1	1	1	1	1	1	1	1	1	1	1	1	1	1
	Window Breakglass Control System 窗戶擊碎玻璃控制系統	1	1	0	0	0	0	0	0	0	0	0	0	0	0
	Switched Fused Connection Unit (For Door Bell) 有掣保險絲接駁點(供門鈴)	1	1	1	1	1	1	1	1	1	1	1	1	1	1
	Water Inlet Connection Point (For Washing Machine) 入水位連接點(供洗衣機)	1	1	1	1	1	1	1	0	1	1	1	1	1	1
	Water Outlet Connection Point (For Washing Machine) 出水位連接點(供洗衣機)	1	1	1	1	1	1	1	0	1	1	1	1	1	1
	Switched Fused Spur Unit (For Air Conditioner) 有掣保險絲單元(供冷氣機)	1	1	1	1	1	1	1	1	1	1	1	1	1	1

Note:
1. 4/F, 13/F, 14/F and 24/F are omitted.
2. “1,2,...” denotes the quantity of such provision(s) provided in the residential unit.
3. The following items were excluded in this schedule: wall mounted lighting at private lift lobby, cabinet LED strip light & mirror light at bathroom and cabinet LED strip light at kitchen.

備註：
1. 不設4樓、13樓、14樓及24樓。
2. “1、2、.....”表示提供於該住宅單位內的裝置數量。
3. 以上項目不包括：私人升降機大堂內的掛牆燈，浴室內的鏡櫃燈帶及廚房內的廚櫃燈帶。



Schedule of Mechanical & Electrical Provisions of Residential Units
住宅單位機電裝置位置及數量說明表

Tower 1 第1座															
Location 位置	Description 描述	G/F & 1/F (Duplex) 地下及1樓(複式)		2/F 2樓			3/F, 5/F-12/F, 15/F-23/F & 25/F 3樓、5樓至12樓、15樓至 23樓及25樓			26/F 26樓		27/F, 28/F & 29/F (Triplex) 27樓、28樓及 29樓 (三層頂層 單位)	27/F 27樓		28/F & 29/F (Duplex) 28樓及29樓 (複式)
		A	C	A	B	C	A	B	C	A	C	A	B	C	C
Pool Deck 游泳池畔	Lighting Point 燈位	0	0	0	0	0	0	0	0	0	0	11	0	0	0
	Waterproof Type 13A Switched Single Socket Outlet 防水13安培有掣單位電插座	0	0	0	0	0	0	0	0	0	0	1	0	0	0
	Waterproof Type Triple Pole and Neutral Isolator 防水三相隔離器	0	0	0	0	0	0	0	0	0	0	2	0	0	0
	Switched Fused Connection Unit (For Door Bell) 有掣保險絲接駁點(供門鈴)	0	0	0	0	0	0	0	0	0	0	1	0	0	0
Filtration Plant Room 過濾機房	Lighting Point 燈位	0	0	0	0	0	0	0	0	0	0	1	0	0	0
	Lighting Switch 照明開關掣	0	0	0	0	0	0	0	0	0	0	1	0	0	0
	Double Pole Switch (For Exhaust Fan) 雙極開關掣(供抽氣扇)	0	0	0	0	0	0	0	0	0	0	1	0	0	0
	Switched Fused Connection Unit (For Exhaust Fan) 有掣保險絲接駁點(供抽氣扇)	0	0	0	0	0	0	0	0	0	0	1	0	0	0
Indoor Pool 室內游泳池	Lighting Point 燈位	0	0	0	0	0	0	0	0	0	0	10	0	0	0
Flat Roof 平台	Lighting Point 燈位	0	0	0	0	0	0	0	0	0	0	0	0	0	1
Roof 天台	Waterproof Type 13A Switched Single Socket Outlet 防水13安培有掣單位電插座	0	0	0	0	0	0	0	0	0	0	7	0	0	4
	Lighting Point 燈位	0	0	0	0	0	0	0	0	0	0	22	0	0	14
Balcony 露台	Waterproof Type 13A Switched Single Socket Outlet 防水13安培有掣單位電插座	0	0	1	1	1	1	1	1	1	1	1	0	1	1
	Lighting Point 燈位	0	0	2	2	2	2	2	2	2	2	2	0	2	1
Family Room 家庭廳	Lighting Point 燈位	0	0	0	0	0	0	0	0	0	0	4	0	0	0
Master Bedroom Closet 主人睡房衣帽間	Lighting Point 燈位	0	0	0	0	0	0	0	0	0	0	2	0	0	0
Bedroom 2 Closet 睡房2衣帽間	Lighting Point 燈位	0	0	0	0	0	0	0	0	0	0	2	0	0	0

Note:
1. 4/F, 13/F, 14/F and 24/F are omitted.
2. “1,2,...” denotes the quantity of such provision(s) provided in the residential unit.
3. The following items were excluded in this schedule: wall mounted lighting at private lift lobby, cabinet LED strip light & mirror light at bathroom and cabinet LED strip light at kitchen.

備註：
1. 不設4樓、13樓、14樓及24樓。
2. “1、2、.....”表示提供於該住宅單位內的裝置數量。
3. 以上項目不包括：私人升降機大堂內的掛牆燈，浴室內的鏡櫃燈帶及廚房內的廚櫃燈帶。



Schedule of Mechanical & Electrical Provisions of Residential Units
住宅單位機電裝置位置及數量說明表

Tower 2 第2座													
Location 位置	Description 描述	G/F & 1/F (Duplex) 地下及1樓 (複式)	2/F 2樓			3/F, 5/F-12/F, 15/F-23/F & 25/F-26/F 3樓、5樓至12樓、15樓至 23樓及25樓至26樓			27/F & 28/F (Duplex) 27樓及28樓 (複式)	27/F 27樓			28/F & 29/F (Duplex) 28樓及29樓(複式)
		C	A	B	C	A	B	C	A	B	C	B	C
Private Lift Lobby 私人升降機大堂	13A Switched Single Socket Outlet 13安培有掣單位電插座	0	1	1	1	1	1	1	1	1	1	1	1
	Lighting Point 燈位	0	6	6	6	6	6	6	6	6	6	7	7
	Door Bell Push Button 門鈴按鈕	0	1	1	1	1	1	1	1	1	1	1	1
	Intercom 對講機	0	1	1	1	1	1	1	1	1	1	1	1
	Switched Fused Spur Unit (For Air Conditioner) 有掣保險絲單元(供冷氣機)	0	1	1	1	1	1	1	1	1	1	1	1
Private Garden 私人花園	13A Switched Single Waterproof Socket Outlet 13安培有掣單位防水電插座	2	0	0	0	0	0	0	0	0	0	0	0
	Lighting Point 燈位	14	0	0	0	0	0	0	0	0	0	0	0
	IR Beam Motion Detector (Receiver) 紅外光束運動探測器(接收器)	9	0	0	0	0	0	0	0	0	0	0	0
	IR Beam Motion Detector (Emitter) 紅外光束運動探測器(發射器)	9	0	0	0	0	0	0	0	0	0	0	0
	Lighting Switch 照明開關掣	1	0	0	0	0	0	0	0	0	0	0	0
	Waterproof Type Triple Pole Isolator (For Air Conditioner) 防水三極隔離器(供冷氣機)	1	0	0	0	0	0	0	0	0	0	0	0
Entrance 門口	Lighting Point 燈位	1	0	0	0	0	0	0	0	0	0	0	0
	Lighting Switch 照明開關掣	1	0	0	0	0	0	0	0	0	0	0	0
	Door Bell Push Button 門鈴按鈕	1	1	1	1	1	1	1	1	1	1	1	1

Note:
1. 4/F, 13/F, 14/F and 24/F are omitted.
2. “1,2,...” denotes the quantity of such provision(s) provided in the residential unit.
3. The following items were excluded in this schedule: wall mounted lighting at private lift lobby, cabinet LED strip light & mirror light at bathroom and cabinet LED strip light at kitchen.

備註：
1. 不設4樓、13樓、14樓及24樓。
2. “1、2、.....”表示提供於該住宅單位內的裝置數量。
3. 以上項目不包括：私人升降機大堂內的掛牆燈，浴室內的鏡櫃燈帶及廚房內的廚櫃燈帶。

Schedule of Mechanical & Electrical Provisions of Residential Units
住宅單位機電裝置位置及數量說明表

Tower 2 第2座													
Location 位置	Description 描述	G/F & 1/F (Duplex) 地下及1樓 (複式)	2/F 2樓			3/F, 5/F-12/F, 15/F-23/F & 25/F-26/F 3樓、5樓至12樓、15樓至 23樓及25樓至26樓			27/F & 28/F (Duplex) 27樓及28樓 (複式)	27/F 27樓		28/F & 29/F (Duplex) 28樓及29樓(複式)	
		C	A	B	C	A	B	C	A	B	C	B	C
Living Room/Dining Room 客廳/飯廳	13A Switched Single Socket Outlet 13安培有掣單位電插座	6	2	2	2	2	2	2	4	2	2	4	3
	13A Switched Twin Socket Outlet 13安培有掣雙位電插座	4	4	4	4	4	4	4	4	4	4	2	3
	Lighting Point 燈位	12	5	4	4	5	4	4	13	4	5	29	24
	TV/FM Outlet 電視/電台天線插座	2	2	2	2	2	2	2	2	2	2	2	2
	Telephone Outlet 電話插座	2	2	2	2	2	2	2	2	2	2	2	2
	Data Outlet 數據插座	3	3	3	3	3	3	3	3	3	3	3	3
	Blank Plate (For Spare Telephone Outlet) 空白面板(供後備電話插座)	1	1	1	1	1	1	1	1	1	1	1	1
	Blank Plate (For Spare Data Outlet) 空白面板(供後備數據插座)	0	0	0	0	0	0	0	0	0	0	0	0
	Window Breakglass Control System 窗戶擊碎玻璃控制系統	5	0	0	0	0	0	0	0	0	0	0	0
	Access Point 無線接入點	3	0	0	0	0	0	0	0	0	0	0	0
	Switched Fused Spur Unit (For Access Point) 有掣保險絲單元(供無線接入點)	3	0	0	0	0	0	0	0	0	0	0	0
	Switched Single Socket Outlet (For Wine Cellar) 有掣單位電插座(供酒櫃)	0	1	0	0	1	0	0	0	0	0	0	0
	Switched Single Socket Outlet (For Coffee Machine) 有掣單位電插座(供咖啡機)	0	1	0	0	1	0	0	0	0	0	0	0
	Double Pole Switch (For Electric Water Heater) 雙極開關掣(供電熱水爐)	0	0	1	0	0	1	0	0	1	0	0	0
	Lighting Switch 照明開關掣	0	6	5	6	6	5	6	12	1	1	18	16
	Video Door Phone 視像對講機	1	1	1	1	1	1	1	1	1	1	1	1
	Double Pole Switch (For Exhaust Fan) 雙極開關掣(供抽氣扇)	2	1	1	2	1	1	2	2	1	2	2	2
	Switched Fused Spur Unit (For Electric Curtain) 有掣保險絲單元(供電窗簾)	3	2	2	2	2	2	2	2	2	2	4	4
	Switched Fused Spur Unit (For Air Conditioner) 有掣保險絲單元(供冷氣機)	4	2	2	2	2	2	2	3	2	2	5	3

Note:
1. 4/F, 13/F, 14/F and 24/F are omitted.
2. “1,2,...” denotes the quantity of such provision(s) provided in the residential unit.
3. The following items were excluded in this schedule: wall mounted lighting at private lift lobby, cabinet LED strip light & mirror light at bathroom and cabinet LED strip light at kitchen.

備註：
1. 不設4樓、13樓、14樓及24樓。
2. “1、2、.....”表示提供於該住宅單位內的裝置數量。
3. 以上項目不包括：私人升降機大堂內的掛牆燈，浴室內的鏡櫃燈帶及廚房內的廚櫃燈帶。



Schedule of Mechanical & Electrical Provisions of Residential Units
住宅單位機電裝置位置及數量說明表

Tower 2 第2座													
Location 位置	Description 描述	G/F & 1/F (Duplex) 地下及1樓 (複式)	2/F 2樓			3/F, 5/F-12/F, 15/F-23/F & 25/F-26/F 3樓、5樓至12樓、15樓至 23樓及25樓至26樓			27/F & 28/F (Duplex) 27樓及28樓 (複式)	27/F 27樓			28/F & 29/F (Duplex) 28樓及29樓(複式)
		C	A	B	C	A	B	C	A	B	C	B	C
Master Bedroom 主人睡房	13A Switched Single Socket Outlet 13安培有掣單位電插座	3	2	2	2	2	2	2	3	2	2	6	4
	13A Switched Twin Socket Outlet 13安培有掣雙位電插座	1	1	1	1	1	1	1	2	1	1	2	2
	13A Switched Single Socket Outlet Complete With Single USB Charging Outlet 13安培有掣單位電插座連單USB充電位	1	1	1	1	1	1	1	0	1	1	0	1
	13A Switched Twin Socket Outlet Complete With Dual USB Charging Outlet 13安培有掣雙位電插座連雙USB充電位	2	1	1	1	1	1	1	2	1	1	1	1
	Lighting Point 燈位	3	2	2	2	2	2	2	7	2	2	8	3
	Access Point 無線接入點	1	0	0	0	0	0	0	0	0	0	0	0
	Switched Fused Spur Unit (For Access Point) 有掣保險絲單元(供無線接入點)	1	0	0	0	0	0	0	0	0	0	0	0
	Panic Alarm Button 緊急呼叫按鈕	1	1	1	1	1	1	1	1	1	1	1	1
	TV/FM Outlet 電視/電台天線插座	1	1	1	1	1	1	1	2	1	1	1	1
	Telephone Outlet 電話插座	2	1	1	1	1	1	1	1	1	1	1	1
	Data Outlet 數據插座	2	2	2	2	2	2	2	2	2	2	2	2
	Blank Plate (For Spare Telephone Outlet) 空白面板(供後備電話插座)	1	1	1	1	1	1	1	1	1	1	1	1
	Blank Plate (For Spare Data Outlet) 空白面板(供後備數據插座)	0	0	0	0	0	0	0	0	0	0	0	0
	Window Breakglass Control System 窗戶擊碎玻璃控制系統	2	0	0	0	0	0	0	0	0	0	0	0
	Double Pole Switch (For Exhaust Fan) 雙極開關掣(供抽氣扇)	1	1	1	1	1	1	1	1	1	1	1	1
	Double Pole Switch (For Floor Heating System) 雙極開關掣(供地板加熱系統)	1	0	0	0	0	0	0	0	0	0	0	0
	Lighting Switch 照明開關掣	3	3	3	3	3	3	3	3	3	3	6	4
	Fused Spur Unit (For Electric Curtain) 保險絲單元(供電窗簾)	1	2	2	2	2	2	2	2	2	2	2	2
	Switched Fused Spur Unit (For Air Conditioner) 有掣保險絲單元(供冷氣機)	1	1	1	1	1	1	1	2	1	1	4	2

Note:
1. 4/F, 13/F, 14/F and 24/F are omitted.
2. “1,2,...” denotes the quantity of such provision(s) provided in the residential unit.
3. The following items were excluded in this schedule: wall mounted lighting at private lift lobby, cabinet LED strip light & mirror light at bathroom and cabinet LED strip light at kitchen.

備註：
1. 不設4樓、13樓、14樓及24樓。
2. “1、2、.....”表示提供於該住宅單位內的裝置數量。
3. 以上項目不包括：私人升降機大堂內的掛牆燈，浴室內的鏡櫃燈帶及廚房內的廚櫃燈帶。

Schedule of Mechanical & Electrical Provisions of Residential Units
住宅單位機電裝置位置及數量說明表

Tower 2 第2座													
Location 位置	Description 描述	G/F & 1/F (Duplex) 地下及1樓 (複式)	2/F 2樓			3/F, 5/F-12/F, 15/F-23/F & 25/F-26/F 3樓、5樓至12樓、15樓至 23樓及25樓至26樓			27/F & 28/F (Duplex) 27樓及28樓 (複式)	27/F 27樓		28/F & 29/F (Duplex) 28樓及29樓(複式)	
		C	A	B	C	A	B	C	A	B	C	B	C
Master Bathroom 主人浴室	13A Single Socket Outlet Complete With Single USB Charging Outlet 13安培單位電插座連單USB充電位	1	2	2	1	2	2	1	1	2	1	2	2
	Lighting Point 燈位	9	10	10	10	10	10	10	5	10	10	10	8
	Speaker 揚聲器	2	0	0	0	0	0	0	0	0	0	0	2
	Access Point 無線接入點	0	0	0	0	0	0	0	0	0	0	0	0
	Floor Heating with Thermostat 地熱連溫度控制器	0	0	0	0	0	0	0	1	0	0	1	1
	Switched Fused Spur Unit (For Access Point) 有掣保險絲單元(供無線接入點)	0	0	0	0	0	0	0	0	0	0	0	0
	Window Breakglass Control System 窗戶擊碎玻璃控制系統	2	0	0	0	0	0	0	0	0	0	0	0
	TV/FM Outlet 電視/電台天線插座	1	0	0	0	0	0	0	1	0	0	1	1
	Data Outlet 數據插座	1	0	0	0	0	0	0	1	0	0	1	1
	Switched Fused Spur Unit (For Bathroom Television) 有掣保險絲單元(供浴室電視機)	1	0	0	0	0	0	0	0	0	0	0	0
	Switched Fused Connection Unit (For Gas Water Heater) 有掣保險絲接駁點(供煤氣熱水爐)	1	0	0	1	0	0	1	0	0	1	1	2
	Switched Fused Connection Unit (For Exhaust Fan) 有掣保險絲接駁點(供抽氣扇)	1	1	1	1	1	1	1	1	1	1	1	1
	Fused Connection Unit (For Thermo Ventilator) 保險絲接駁點(供浴室寶)	0	1	1	1	1	1	1	1	1	1	1	1
Bathroom 1 浴室 1	13A Single Socket Outlet 13安培單位電插座	0	0	0	0	0	0	0	0	0	0	1	0
	Lighting Point 燈位	0	0	0	0	0	0	0	0	0	0	8	0
	Access Point 無線接入點	0	0	0	0	0	0	0	0	0	0	0	0
	Switched Fused Spur Unit (For Access Point) 有掣保險絲單元(供無線接入點)	0	0	0	0	0	0	0	0	0	0	0	0
	Window Breakglass Control System 窗戶擊碎玻璃控制系統	0	0	0	0	0	0	0	0	0	0	0	0
	Switched Fused Connection Unit (For Gas Water Heater) 有掣保險絲接駁點(供煤氣熱水爐)	0	0	0	0	0	0	0	0	0	0	1	0
	Fused Connection Unit (For Thermo Ventilator) 保險絲接駁點(供浴室寶)	0	0	0	0	0	0	0	0	0	0	1	0
	Switched Fused Connection Unit (For Exhaust Fan) 有掣保險絲接駁點(供抽氣扇)	0	0	0	0	0	0	0	0	0	0	1	0

Note:
1. 4/F, 13/F, 14/F and 24/F are omitted.
2. “1,2,...” denotes the quantity of such provision(s) provided in the residential unit.
3. The following items were excluded in this schedule: wall mounted lighting at private lift lobby, cabinet LED strip light & mirror light at bathroom and cabinet LED strip light at kitchen.

備註：
1. 不設4樓、13樓、14樓及24樓。
2. “1、2、.....”表示提供於該住宅單位內的裝置數量。
3. 以上項目不包括：私人升降機大堂內的掛牆燈，浴室內的鏡櫃燈帶及廚房內的廚櫃燈帶。



Schedule of Mechanical & Electrical Provisions of Residential Units
住宅單位機電裝置位置及數量說明表

Tower 2 第2座													
Location 位置	Description 描述	G/F & 1/F (Duplex) 地下及1樓 (複式)	2/F 2樓			3/F, 5/F-12/F, 15/F-23/F & 25/F-26/F 3樓、5樓至12樓、15樓至 23樓及25樓至26樓			27/F & 28/F (Duplex) 27樓及28樓 (複式)	27/F 27樓		28/F & 29/F (Duplex) 28樓及29樓(複式)	
		C	A	B	C	A	B	C	A	B	C	B	C
Bedroom 2 睡房 2	13A Switched Single Socket Outlet 13安培有掣單位電插座	3	1	1	1	1	1	1	2	2	2	2	2
	13A Switched Twin Socket Outlet 13安培有掣雙位電插座	2	2	2	2	2	2	2	2	2	2	2	2
	Lighting Point 燈位	2	2	2	2	2	2	2	2	2	2	3	2
	TV/FM Outlet 電視/電台天線插座	1	1	1	1	1	1	1	1	1	1	1	1
	Telephone Outlet 電話插座	1	1	1	1	1	1	1	1	1	1	1	1
	Data Outlet 數據插座	1	2	2	2	2	2	2	1	2	2	1	1
	Blank Plate (For Spare Telephone Outlet) 空白面板(供後備電話插座)	1	1	1	1	1	1	1	1	1	1	1	1
	Blank Plate (For Spare Data Outlet) 空白面板(供後備數據插座)	1	0	0	0	0	0	0	1	0	0	1	1
	Window Breakglass Control System 窗戶擊碎玻璃控制系統	1	0	0	0	0	0	0	0	0	0	0	0
	Double Pole Switch (For Exhaust Fan) 雙極開關掣(供抽氣扇)	1	1	1	1	1	1	1	1	1	1	1	0
Bathroom 2 浴室 2	Lighting Switch 照明開關掣	2	3	2	2	3	2	2	4	2	2	3	3
	Double Pole Switch (For Thermo Ventilator) 雙極開關掣(供浴室寶)	1	0	0	0	0	0	0	1	0	0	0	0
	Switched Fused Spur Unit (For Air Conditioner) 有掣保險絲單元(供冷氣機)	1	1	1	1	1	1	1	1	1	1	1	1
	13A Single Socket Outlet 13安培單位電插座	1	1	1	1	1	1	1	1	1	1	1	1
	Lighting Point 燈位	6	6	6	6	6	6	6	6	6	6	4	5
	Access Point 無線接入點	1	0	0	0	0	0	0	0	0	0	0	0
	Switched Fused Spur Unit (For Access Point) 有掣保險絲單元(供無線接入點)	1	0	0	0	0	0	0	0	0	0	0	0
	Switched Fused Connection Unit (For Exhaust Fan) 有掣保險絲接駁點(供抽氣扇)	1	1	1	1	1	1	1	1	1	1	1	1
	Switched Fused Connection Unit (For Gas Water Heater) 有掣保險絲接駁點(供煤氣熱水爐)	0	2	0	0	2	0	0	1	0	0	0	1
	Fused Connection Unit (For Thermo Ventilator) 保險絲接駁點(供浴室寶)	0	1	1	1	1	1	1	1	1	1	1	1

Note:
1. 4/F, 13/F, 14/F and 24/F are omitted.
2. “1,2,...” denotes the quantity of such provision(s) provided in the residential unit.
3. The following items were excluded in this schedule: wall mounted lighting at private lift lobby, cabinet LED strip light & mirror light at bathroom and cabinet LED strip light at kitchen.

備註：
1. 不設4樓、13樓、14樓及24樓。
2. “1、2、.....”表示提供於該住宅單位內的裝置數量。
3. 以上項目不包括：私人升降機大堂內的掛牆燈，浴室內的鏡櫃燈帶及廚房內的廚櫃燈帶。



Schedule of Mechanical & Electrical Provisions of Residential Units
住宅單位機電裝置位置及數量說明表

Tower 2 第2座													
Location 位置	Description 描述	G/F & 1/F (Duplex) 地下及1樓 (複式)	2/F 2樓			3/F, 5/F-12/F, 15/F-23/F & 25/F-26/F 3樓、5樓至12樓、15樓至 23樓及25樓至26樓			27/F & 28/F (Duplex) 27樓及28樓 (複式)	27/F 27樓		28/F & 29/F (Duplex) 28樓及29樓(複式)	
		C	A	B	C	A	B	C	A	B	C	B	C
Bedroom 3 睡房 3	13A Switched Single Socket Outlet 13安培有掣單位電插座	3	1	1	1	1	1	1	2	2	2	2	2
	13A Switched Twin Socket Outlet 13安培有掣雙位電插座	2	2	2	2	2	2	2	2	2	2	2	2
	Lighting Point 燈位	2	2	2	1	2	2	1	2	2	1	2	1
	TV/FM Outlet 電視/電台天線插座	1	1	1	1	1	1	1	1	1	1	1	1
	Telephone Outlet 電話插座	1	1	1	1	1	1	1	1	1	1	1	1
	Data Outlet 數據插座	1	2	2	2	2	2	2	1	2	2	1	1
	Blank Plate (For Spare Telephone Outlet) 空白面板(供後備電話插座)	1	1	1	1	1	1	1	1	1	1	1	1
	Blank Plate (For Spare Data Outlet) 空白面板(供後備數據插座)	1	0	0	0	0	0	0	1	0	0	1	1
	Window Breakglass Control System 窗戶擊碎玻璃控制系統	1	0	0	0	0	0	0	0	0	0	0	0
	Double Pole Switch (For Exhaust Fan) 雙極開關掣(供抽氣扇)	0	1	1	0	1	1	0	1	1	0	1	1
	Lighting Switch 照明開關掣	1	3	3	2	3	3	2	5	3	2	4	3
Bathroom 3 浴室 3	Fused Connection Unit (For Thermo Ventilator) 保險絲接駁點(供浴室寶)	1	0	0	0	0	0	0	0	0	0	0	0
	Switched Fused Spur Unit (For Air Conditioner) 有掣保險絲單元(供冷氣機)	1	1	1	1	1	1	1	1	1	1	1	1
	13A Single Socket Outlet 13安培單位電插座	0	1	1	1	1	1	1	1	1	1	1	0
	Lighting Point 燈位	0	5	5	5	5	5	5	5	5	5	8	0
	Access Point 無線接入點	0	0	0	0	0	0	0	0	0	0	0	0
	Switched Fused Spur Unit (For Access Point) 有掣保險絲單元(供無線接入點)	0	0	0	0	0	0	0	0	0	0	0	0
	Window Breakglass Control System 窗戶擊碎玻璃控制系統	0	0	0	0	0	0	0	0	0	0	0	0
	Switched Fused Connection Unit (For Gas Water Heater) 有掣保險絲接駁點(供煤氣熱水爐)	0	0	0	0	0	0	0	1	0	0	1	0
	Fused Connection Unit (For Thermo Ventilator) 保險絲接駁點(供浴室寶)	0	0	0	0	0	0	0	1	0	0	1	0
	Switched Fused Connection Unit (For Exhaust Fan) 有掣保險絲接駁點(供抽氣扇)	0	1	1	1	1	1	1	1	1	1	1	0

Note:
1. 4/F, 13/F, 14/F and 24/F are omitted.
2. “1,2,...” denotes the quantity of such provision(s) provided in the residential unit.
3. The following items were excluded in this schedule: wall mounted lighting at private lift lobby, cabinet LED strip light & mirror light at bathroom and cabinet LED strip light at kitchen.

備註：
1. 不設4樓、13樓、14樓及24樓。
2. “1、2、.....”表示提供於該住宅單位內的裝置數量。
3. 以上項目不包括：私人升降機大堂內的掛牆燈，浴室內的鏡櫃燈帶及廚房內的廚櫃燈帶。



Schedule of Mechanical & Electrical Provisions of Residential Units
住宅單位機電裝置位置及數量說明表

Tower 2 第2座													
Location 位置	Description 描述	G/F & 1/F (Duplex) 地下及1樓 (複式)	2/F 2樓			3/F, 5/F-12/F, 15/F-23/F & 25/F-26/F 3樓、5樓至12樓、15樓至 23樓及25樓至26樓			27/F & 28/F (Duplex) 27樓及28樓 (複式)	27/F 27樓		28/F & 29/F (Duplex) 28樓及29樓(複式)	
		C	A	B	C	A	B	C	A	B	C	B	C
Bedroom 4 睡房 4	13A Switched Single Socket Outlet 13安培有掣單位電插座	4	0	0	0	0	0	0	2	0	0	0	2
	13A Switched Twin Socket Outlet 13安培有掣雙位電插座	2	0	0	0	0	0	0	2	0	0	0	2
	Lighting Point 燈位	2	0	0	0	0	0	0	2	0	0	0	2
	TV/FM Outlet 電視/電台天線插座	1	0	0	0	0	0	0	1	0	0	0	1
	Telephone Outlet 電話插座	1	0	0	0	0	0	0	1	0	0	0	1
	Data Outlet 數據插座	1	0	0	0	0	0	0	1	0	0	0	1
	Blank Plate (For Spare Telephone Outlet) 空白面板(供後備電話插座)	1	0	0	0	0	0	0	1	0	0	0	1
	Blank Plate (For Spare Data Outlet) 空白面板(供後備數據插座)	1	0	0	0	0	0	0	1	0	0	0	1
	Window Breakglass Control System 窗戶擊碎玻璃控制系統	1	0	0	0	0	0	0	0	0	0	0	0
	Double Pole Switch (For Exhaust Fan) 雙極開關掣(供抽氣扇)	0	0	0	0	0	0	0	1	0	0	0	1
	Lighting Switch 照明開關掣	3	0	0	0	0	0	0	5	0	0	0	5
	Switched Fused Spur Unit (For Air Conditioner) 有掣保險絲單元(供冷氣機)	1	0	0	0	0	0	0	1	0	0	0	1
Bathroom 4 浴室 4	13A Single Socket Outlet 13安培單位電插座	0	0	0	0	0	0	0	1	0	0	0	1
	Lighting Point 燈位	0	0	0	0	0	0	0	6	0	0	0	5
	Access Point 無線接入點	0	0	0	0	0	0	0	0	0	0	0	0
	Switched Fused Spur Unit (For Access Point) 有掣保險絲單元(供無線接入點)	0	0	0	0	0	0	0	0	0	0	0	0
	Window Breakglass Control System 窗戶擊碎玻璃控制系統	0	0	0	0	0	0	0	0	0	0	0	0
	Fused Connection Unit (For Thermo Ventilator) 保險絲接駁點(供浴室寶)	0	0	0	0	0	0	0	0	0	0	0	0
	Switched Fused Connection Unit (For Gas Water Heater) 有掣保險絲接駁點(供煤氣熱水爐)	0	0	0	0	0	0	0	1	0	0	0	0
	Switched Fused Connection Unit (For Exhaust Fan) 有掣保險絲接駁點(供抽氣扇)	0	0	0	0	0	0	0	1	0	0	0	1

Note:
1. 4/F, 13/F, 14/F and 24/F are omitted.
2. “1,2,...” denotes the quantity of such provision(s) provided in the residential unit.
3. The following items were excluded in this schedule: wall mounted lighting at private lift lobby, cabinet LED strip light & mirror light at bathroom and cabinet LED strip light at kitchen.

備註：
1. 不設4樓、13樓、14樓及24樓。
2. “1、2、.....”表示提供於該住宅單位內的裝置數量。
3. 以上項目不包括：私人升降機大堂內的掛牆燈，浴室內的鏡櫃燈帶及廚房內的廚櫃燈帶。



Schedule of Mechanical & Electrical Provisions of Residential Units
住宅單位機電裝置位置及數量說明表

Tower 2 第2座													
Location 位置	Description 描述	G/F & 1/F (Duplex) 地下及1樓 (複式)	2/F 2樓			3/F, 5/F-12/F, 15/F-23/F & 25/F-26/F 3樓、5樓至12樓、15樓至 23樓及25樓至26樓			27/F & 28/F (Duplex) 27樓及28樓 (複式)	27/F 27樓		28/F & 29/F (Duplex) 28樓及29樓(複式)	
		C	A	B	C	A	B	C	A	B	C	B	C
Bedroom 5 睡房 5	13A Switched Single Socket Outlet 13安培有掣單位電插座	0	0	0	0	0	0	0	0	0	0	2	0
	13A Switched Twin Socket Outlet 13安培有掣雙位電插座	0	0	0	0	0	0	0	0	0	0	2	0
	Lighting Point 燈位	0	0	0	0	0	0	0	0	0	0	2	0
	TV/FM Outlet 電視/電台天線插座	0	0	0	0	0	0	0	0	0	0	1	0
	Telephone Outlet 電話插座	0	0	0	0	0	0	0	0	0	0	1	0
	Data Outlet 數據插座	0	0	0	0	0	0	0	0	0	0	1	0
	Blank Plate (For Spare Telephone Outlet) 空白面板(供後備電話插座)	0	0	0	0	0	0	0	0	0	0	1	0
	Blank Plate (For Spare Data Outlet) 空白面板(供後備數據插座)	0	0	0	0	0	0	0	0	0	0	1	0
	Window Breakglass Control System 窗戶擊碎玻璃控制系統	0	0	0	0	0	0	0	0	0	0	0	0
	Double Pole Switch (For Exhaust Fan) 雙極開關掣(供抽氣扇)	0	0	0	0	0	0	0	0	0	0	1	0
	Lighting Switch 照明開關掣	0	0	0	0	0	0	0	0	0	0	4	0
	Switched Fused Spur Unit (For Air Conditioner) 有掣保險絲單元(供冷氣機)	0	0	0	0	0	0	0	0	0	0	1	0
Bathroom 5 浴室 5	13A Single Socket Outlet 13安培單位電插座	0	0	0	0	0	0	0	0	0	0	1	0
	Lighting Point 燈位	0	0	0	0	0	0	0	6	0	0	6	0
	Access Point 無線接入點	0	0	0	0	0	0	0	0	0	0	0	0
	Switched Fused Spur Unit (For Access Point) 有掣保險絲單元(供無線接入點)	0	0	0	0	0	0	0	0	0	0	0	0
	Window Breakglass Control System 窗戶擊碎玻璃控制系統	0	0	0	0	0	0	0	0	0	0	0	0
	Fused Connection Unit (For Thermo Ventilator) 保險絲接駁點(供浴室寶)	0	0	0	0	0	0	0	0	0	0	0	0
	Switched Fused Connection Unit (For Gas Water Heater) 有掣保險絲接駁點(供煤氣熱水爐)	0	0	0	0	0	0	0	0	0	0	0	0
	Switched Fused Connection Unit (For Exhaust Fan) 有掣保險絲接駁點(供抽氣扇)	0	0	0	0	0	0	0	0	0	0	1	0

Note:
1. 4/F, 13/F, 14/F and 24/F are omitted.
2. “1,2,...” denotes the quantity of such provision(s) provided in the residential unit.
3. The following items were excluded in this schedule: wall mounted lighting at private lift lobby, cabinet LED strip light & mirror light at bathroom and cabinet LED strip light at kitchen.

備註：
1. 不設4樓、13樓、14樓及24樓。
2. “1、2、.....”表示提供於該住宅單位內的裝置數量。
3. 以上項目不包括：私人升降機大堂內的掛牆燈，浴室內的鏡櫃燈帶及廚房內的廚櫃燈帶。



Schedule of Mechanical & Electrical Provisions of Residential Units
住宅單位機電裝置位置及數量說明表

Tower 2 第2座													
Location 位置	Description 描述	G/F & 1/F (Duplex) 地下及1樓 (複式)	2/F 2樓			3/F, 5/F-12/F, 15/F-23/F & 25/F-26/F 3樓、5樓至12樓、15樓至 23樓及25樓至26樓			27/F & 28/F (Duplex) 27樓及28樓 (複式)	27/F 27樓			28/F & 29/F (Duplex) 28樓及29樓(複式)
		C	A	B	C	A	B	C	A	B	C	B	C
Air Conditioner Platform 冷氣機平台	Waterproof Type Double Pole Isolator (For Air Conditioner) 防水雙極隔離器(供冷氣機)	0	5	4	4	5	4	4	3	4	5	0	1
Roof 天台	Waterproof Type Triple Pole Isolator (For Air Conditioner) 防水三極隔離器(供冷氣機)	0	0	0	0	0	0	0	0	0	0	1	0
Utility Platform 工作平台	Lighting Point 燈位	0	1	0	1	1	1	1	1	1	1	1	1
Utility Room 工作間	Switched Single Socket Outlet (For Washing Machine) 有掣單位電插座(供洗衣機)	0	0	0	1	0	0	1	2	0	1	2	1
	Water Inlet Connection Point (For Washing Machine) 入水位連接點(供洗衣機)	0	0	0	1	0	0	1	2	0	1	2	1
	Water Outlet Connection Point (For Washing Machine) 出水位連接點(供洗衣機)	0	0	0	1	0	0	1	2	0	1	2	1
	13A Switched Twin Socket Outlet 13安培有掣雙位電插座	1	1	1	1	1	1	1	1	1	1	1	1
	Lighting Point 燈位	1	1	1	1	1	1	1	1	1	1	1	1
	TV/FM Outlet 電視/電台天線插座	1	1	1	1	1	1	1	1	1	1	1	1
	Blank Plate (For Spare Telephone Outlet) 空白面板(供後備電話插座)	1	1	1	1	1	1	1	1	1	1	1	1
	Blank Plate (For Spare Data Outlet) 空白面板(供後備數據插座)	1	1	1	1	1	1	1	1	1	1	1	1
	Lighting Switch 照明開關掣	0	2	2	2	2	2	2	2	2	2	2	3
	Double Pole Switch (For Exhaust Fan) 雙極開關掣(供抽氣扇)	1	1	1	1	1	1	1	1	1	1	1	1
	Miniature Circuit Breaker Board 微型斷路器箱	1	1	1	1	1	1	1	1	1	1	1	1
	Window Breakglass Control Panel 窗戶擊碎玻璃控制面板	1	0	0	0	0	0	0	0	0	0	0	0
	Switched Fused Connection Unit (For Gas Water Heater) 有掣保險絲接駁點(供煤氣熱水爐)	0	0	0	0	0	0	0	0	0	0	0	0
	Switched Fused Connection Unit (For Window Breakglass Control Panel) 有掣保險絲接駁點(供窗戶擊碎玻璃控制面板)	1	0	0	0	0	0	0	0	0	0	0	0
	Switched Fused Spur Unit (For Air Conditioner) 有掣保險絲單元(供冷氣機)	1	1	1	1	1	1	1	1	1	1	1	1

Note:
1. 4/F, 13/F, 14/F and 24/F are omitted.
2. “1,2,...” denotes the quantity of such provision(s) provided in the residential unit.
3. The following items were excluded in this schedule: wall mounted lighting at private lift lobby, cabinet LED strip light & mirror light at bathroom and cabinet LED strip light at kitchen.

備註：
1. 不設4樓、13樓、14樓及24樓。
2. “1、2、.....”表示提供於該住宅單位內的裝置數量。
3. 以上項目不包括：私人升降機大堂內的掛牆燈，浴室內的鏡櫃燈帶及廚房內的廚櫃燈帶。

Schedule of Mechanical & Electrical Provisions of Residential Units
住宅單位機電裝置位置及數量說明表

Tower 2 第2座														
Location 位置	Description 描述	G/F & 1/F (Duplex) 地下及1樓 (複式)	2/F 2樓				3/F, 5/F-12/F, 15/F-23/F & 25/F-26/F 3樓、5樓至12樓、15樓至 23樓及25樓至26樓			27/F & 28/F (Duplex) 27樓及28樓 (複式)	27/F 27樓		28/F & 29/F (Duplex) 28樓及29樓(複式)	
		C	A	B	C	A	B	C	A	B	C	B	C	
Lavatory 洗手間	Switched Fused Connection Unit (For Exhaust Fan) 有掣保險絲接駁點(供抽氣扇)	1	1	1	1	1	1	1	1	1	1	1	1	
	Window Breakglass Control System 窗戶擊碎玻璃控制系統	1	0	0	0	0	0	0	0	0	0	0	0	
	Switched Fused Connection Unit (For Gas Water Heater) 有掣保險絲接駁點(供煤氣熱水爐)	0	0	1	0	0	1	0	0	1	0	1	0	
	Lighting Point 燈位	1	1	1	1	1	1	1	1	1	1	1	1	
Powder Room 客廳洗手間	Access Point 無線接入點	1	0	0	0	0	0	0	0	0	0	0	0	
	Switched Fused Spur Unit (For Access Point) 有掣保險絲單元(供無線接入點)	1	0	0	0	0	0	0	0	0	0	0	0	
	Switched Fused Connection Unit (For Exhaust Fan) 有掣保險絲接駁點(供抽氣扇)	1	0	0	0	0	0	0	1	0	0	1	1	
	Switched Fused Connection Unit (For Gas Water Heater) 有掣保險絲接駁點(供煤氣熱水爐)	1	0	0	0	0	0	0	0	0	0	0	0	
	Lighting Switch 照明開關掣	0	0	0	0	0	0	0	0	0	0	0	0	
	Double Pole Switch (For Exhaust Fan) 雙極開關掣(供抽氣扇)	1	0	0	0	0	0	0	0	0	0	0	0	
	Fused Connection Unit (For Thermo Ventilator) 保險絲接駁點(供浴室寶)	1	0	0	0	0	0	0	0	0	0	0	0	
	Window Breakglass Control System 窗戶擊碎玻璃控制系統	1	0	0	0	0	0	0	0	0	0	0	0	
	Lighting Point 燈位	7	0	0	0	0	0	0	3	0	0	4	4	

Note:
1. 4/F, 13/F, 14/F and 24/F are omitted.
2. “1,2,...” denotes the quantity of such provision(s) provided in the residential unit.
3. The following items were excluded in this schedule: wall mounted lighting at private lift lobby, cabinet LED strip light & mirror light at bathroom and cabinet LED strip light at kitchen.

備註：
1. 不設4樓、13樓、14樓及24樓。
2. “1、2、.....”表示提供於該住宅單位內的裝置數量。
3. 以上項目不包括：私人升降機大堂內的掛牆燈，浴室內的鏡櫃燈帶及廚房內的廚櫃燈帶。



Schedule of Mechanical & Electrical Provisions of Residential Units
住宅單位機電裝置位置及數量說明表

Tower 2 第2座													
Location 位置	Description 描述	G/F & 1/F (Duplex) 地下及1樓 (複式)	2/F 2樓			3/F, 5/F-12/F, 15/F-23/F & 25/F-26/F 3樓、5樓至12樓、15樓至 23樓及25樓至26樓			27/F & 28/F (Duplex) 27樓及28樓 (複式)	27/F 27樓		28/F & 29/F (Duplex) 28樓及29樓(複式)	
		C	A	B	C	A	B	C	A	B	C	B	C
Kitchen 廚房	Switched Single Socket Outlet (For Refrigerator) 有掣單位電插座(供雪櫃)	1	1	1	1	1	1	1	1	1	1	1	1
	13A Switched Single Socket Outlet (For General Use) 13安培有掣單位電插座(供一般用途)	1	0	0	0	0	0	0	0	0	0	0	0
	13A Switched Twin Socket Outlet (For General Use) 13安培有掣雙位電插座(供一般用途)	2	4	4	4	4	4	4	4	4	4	3	2
	Lighting Point 燈位	15	6	7	6	6	7	6	6	7	6	9	8
	Video Door Phone 視像對講機	1	0	0	0	0	0	0	1	0	0	1	1
	Lighting Switch 照明開關掣	1	0	0	0	0	1	0	0	1	0	1	0
	Switched Fused Connection Unit (For Gas Hob) 有掣保險絲接駁點(供煤氣煮食爐)	2	2	2	2	2	2	2	2	2	2	2	2
	Connection Unit (For Microwave Oven) 接駁點(供微波爐)	0	1	1	1	1	1	1	1	1	1	1	1
	Double Pole Switch (For Microwave Oven) 雙極開關掣(供微波爐)	0	1	1	1	1	1	1	1	1	1	1	1
	Double Pole Switch (For Steam Oven) 雙極開關掣(供蒸爐)	1	1	1	1	1	1	1	1	1	1	1	1
	Connection Unit (For Steam Oven) 接駁點(供蒸爐)	1	1	1	1	1	1	1	1	1	1	1	1
	Double Pole Switch (For Induction Hob) 雙極開關掣(供電磁煮食爐)	2	1	1	1	1	1	1	1	1	1	1	1
	Triple Pole and Neutral Isolator (For Electrical Water Heater) 三相隔離器(供電熱水爐)	0	0	1	0	0	1	0	0	1	0	0	0
	Double Pole Switch (For BBQ Grill) 雙極開關掣(供燒烤爐)	0	0	0	0	0	0	0	1	0	0	1	1
	Switched Fused Connection Unit (For Exhaust Fan) 有掣保險絲接駁點(供抽氣扇)	1	1	1	1	1	1	1	1	1	1	1	1
	Switched Fused Connection Unit (For Gas Water Heater) 有掣保險絲接駁點(供煤氣熱水爐)	0	1	1	2	1	1	2	1	1	2	2	2
	Switched Single Socket Outlet (For Electrical Flip Door) 有掣單位電插座(供電轉門)	1	1	1	1	1	1	1	1	1	1	1	1
	Switched Single Socket Outlet (For Washing Machine) 有掣單位電插座(供洗衣機)	1	1	1	0	1	1	0	0	1	0	1	1
	Switched Single Socket Outlet (For Dishwasher) 有掣單位電插座(供洗碗碟機)	1	1	1	1	1	1	1	1	1	1	1	1

Note:
1. 4/F, 13/F, 14/F and 24/F are omitted.
2. “1,2,...” denotes the quantity of such provision(s) provided in the residential unit.
3. The following items were excluded in this schedule: wall mounted lighting at private lift lobby, cabinet LED strip light & mirror light at bathroom and cabinet LED strip light at kitchen.

備註：
1. 不設4樓、13樓、14樓及24樓。
2. “1、2、.....”表示提供於該住宅單位內的裝置數量。
3. 以上項目不包括：私人升降機大堂內的掛牆燈，浴室內的鏡櫃燈帶及廚房內的廚櫃燈帶。

Schedule of Mechanical & Electrical Provisions of Residential Units
住宅單位機電裝置位置及數量說明表

Tower 2 第2座													
Location 位置	Description 描述	G/F & 1/F (Duplex) 地下及1樓 (複式)	2/F 2樓			3/F, 5/F-12/F, 15/F-23/F & 25/F-26/F 3樓、5樓至12樓、15樓至 23樓及25樓至26樓			27/F & 28/F (Duplex) 27樓及28樓 (複式)	27/F 27樓		28/F & 29/F (Duplex) 28樓及29樓(複式)	
		C	A	B	C	A	B	C	A	B	C	B	C
Kitchen 廚房	Switched Single Socket Outlet (For Microwave Oven) 有掣單位電插座(供微波爐)	1	0	0	0	0	0	0	0	0	0	0	0
	Switched Single Socket Outlet (For Coffee Machine) 有掣單位電插座(供咖啡機)	1	0	1	0	0	1	0	0	1	0	0	1
	Switched Single Socket Outlet (For Wine Cellar) 有掣單位電插座(供酒櫃)	1	0	1	1	0	1	1	1	1	1	1	1
	Switched Fused Spur Unit (For Cooker Hood) 有掣保險絲單元(供抽油煙機)	1	1	1	1	1	1	1	1	1	1	1	1
	Switched Single Socket Outlet (For Network Router) 有掣單位電插座(供路由器)	1	1	1	1	1	1	1	1	1	1	1	1
	Network Router 路由器	1	0	0	0	0	0	0	0	0	0	0	0
	Switched Fused Spur Unit (For Network Router) 有掣保險絲單元(供路由器)	1	0	0	0	0	0	0	0	0	0	0	0
	Data Outlet (For Network Router) 數據插座(供路由器)	1	1	1	1	1	1	1	1	1	1	1	1
	Telephone Outlet (For Network Router) 電話插座(供路由器)	1	1	1	1	1	1	1	1	1	1	1	1
	Door Bell 門鈴	1	1	1	1	1	1	1	1	1	1	1	1
	Window Breakglass Control System 窗戶擊碎玻璃控制系統	1	0	0	0	0	0	0	0	0	0	0	0
	Switched Fused Connection Unit (For Door Bell) 有掣保險絲接駁點(供門鈴)	1	1	1	1	1	1	1	1	1	1	1	1
	Water Inlet Connection Point (For Washing Machine) 入水位連接點(供洗衣機)	1	1	1	0	1	1	0	0	1	0	0	1
	Water Outlet Connection Point (For Washing Machine) 出水位連接點(供洗衣機)	1	1	1	0	1	1	0	0	1	0	1	1
	Switched Fused Spur Unit (For Air Conditioner) 有掣保險絲單元(供冷氣機)	1	1	1	1	1	1	1	1	1	1	1	1

Note:
1. 4/F, 13/F, 14/F and 24/F are omitted.
2. “1,2,...” denotes the quantity of such provision(s) provided in the residential unit.
3. The following items were excluded in this schedule: wall mounted lighting at private lift lobby, cabinet LED strip light & mirror light at bathroom and cabinet LED strip light at kitchen.

備註：
1. 不設4樓、13樓、14樓及24樓。
2. “1、2、.....”表示提供於該住宅單位內的裝置數量。
3. 以上項目不包括：私人升降機大堂內的掛牆燈，浴室內的鏡櫃燈帶及廚房內的廚櫃燈帶。



Schedule of Mechanical & Electrical Provisions of Residential Units
住宅單位機電裝置位置及數量說明表

Tower 2 第2座													
Location 位置	Description 描述	G/F & 1/F (Duplex) 地下及1樓 (複式)	2/F 2樓			3/F, 5/F-12/F, 15/F-23/F & 25/F-26/F 3樓、5樓至12樓、15樓至 23樓及25樓至26樓			27/F & 28/F (Duplex) 27樓及28樓 (複式)	27/F 27樓		28/F & 29/F (Duplex) 28樓及29樓(複式)	
		C	A	B	C	A	B	C	A	B	C	B	C
Family Room 家庭廳	13A Switched Single Socket Outlet 13安培有掣單位電插座	0	0	0	0	0	0	0	0	0	0	2	0
	13A Switched Twin Socket Outlet 13安培有掣雙位電插座	0	0	0	0	0	0	0	0	0	0	1	0
	13A Switched Twin Socket Outlet Complete With Dual USB Charging Outlet 13安培有掣雙位電插座連雙USB充電位	0	0	0	0	0	0	0	0	0	0	0	0
	Lighting Point 燈位	0	0	0	0	0	0	0	0	0	0	8	0
	Telephone Outlet 電話插座	0	0	0	0	0	0	0	0	0	0	1	0
	Telephone Outlet 電話插座	0	0	0	0	0	0	0	0	0	0	1	0
	Data Outlet 數據插座	0	0	0	0	0	0	0	0	0	0	1	0
	Lighting Switch 照明開關掣	0	0	0	0	0	0	0	0	0	0	4	0
	Double Pole Switch (For Exhaust Fan) 雙極開關掣(供抽氣扇)	0	0	0	0	0	0	0	0	0	0	1	0
	Switched Fused Spur Unit (For Electric Curtain) 有掣保險絲單元(供電窗簾)	0	0	0	0	0	0	0	0	0	0	0	0
	Switched Fused Spur Unit (For Air Conditioner) 有掣保險絲單元(供冷氣機)	0	0	0	0	0	0	0	0	0	0	1	0
Balcony 露台	Waterproof Type 13A Switched Single Socket Outlet 防水13安培有掣單位電插座	0	1	1	1	1	1	1	1	1	1	1	1
	Lighting Point 燈位	0	2	2	2	2	2	2	2	2	2	2	1
Flat Roof 平台	Waterproof Type 13A Switched Single Socket Outlet 防水13安培有掣單位電插座	0	0	0	0	0	0	0	0	0	0	4	0
	Lighting Point 燈位	0	0	0	0	0	0	0	0	0	0	10	1
Roof 天台	Waterproof Type 13A Switched Single Socket Outlet 防水13安培有掣單位電插座	0	0	0	0	0	0	0	0	0	0	3	4
	Lighting Point 燈位	0	0	0	0	0	0	0	0	0	0	15	7
Pool Deck 游泳池畔	Lighting Point 燈位	0	0	0	0	0	0	0	0	0	0	7	0
	Waterproof Type 13A Switched Single Socket Outlet 防水13安培有掣單位電插座	0	0	0	0	0	0	0	0	0	0	0	0
	Waterproof Type Triple Pole and Neutral Isolator 防水三相隔離器	0	0	0	0	0	0	0	0	0	0	1	0
Outdoor Pool 室外游泳池	Waterproof Type 13A Switched Single Socket Outlet 防水13安培有掣單位電插座	0	0	0	0	0	0	0	0	0	0	0	0
	Lighting Point 燈位	0	0	0	0	0	0	0	0	0	0	0	0
	Lighting Switch 照明開關掣	0	0	0	0	0	0	0	0	0	0	0	0

Note:
1. 4/F, 13/F, 14/F and 24/F are omitted.
2. “1,2,...” denotes the quantity of such provision(s) provided in the residential unit.
3. The following items were excluded in this schedule: wall mounted lighting at private lift lobby, cabinet LED strip light & mirror light at bathroom and cabinet LED strip light at kitchen.

備註：
1. 不設4樓、13樓、14樓及24樓。
2. “1、2、.....”表示提供於該住宅單位內的裝置數量。
3. 以上項目不包括：私人升降機大堂內的掛牆燈，浴室內的鏡櫃燈帶及廚房內的廚櫃燈帶。



Schedule of Mechanical & Electrical Provisions of Residential Units
住宅單位機電裝置位置及數量說明表

Tower 3 第3座																
Location 位置	Description 描述	2/F 2樓				3/F, 5/F-12/F, 15/F-23/F & 25/F 3樓、5樓至12樓、15樓至23樓及25樓				26/F & 27/F 26樓及27樓			28/F & 29/F (Duplex) 28樓及29 樓(複式)	28/F 28樓		29/F 29樓
		A	B	C	D	A	B	C	D	A	C	D	A	C	D	C
Private Lift Lobby 私人升降機大堂	13A Switched Single Socket Outlet 13安培有掣單位電插座	1	1	1	1	1	1	1	1	1	1	1	1	1	1	1
	Lighting Point 燈位	7	7	6	8	7	7	6	8	7	6	8	7	6	8	6
	Door Bell Push Button 門鈴按鈕	1	1	1	1	1	1	1	1	1	1	1	1	1	1	1
	Intercom 對講機	1	1	1	1	1	1	1	1	1	1	1	1	1	1	1
	Switched Fused Spur Unit (For Air Conditioner) 有掣保險絲單元(供冷氣機)	1	1	1	1	1	1	1	1	1	1	1	1	1	1	1
Entrance 門口	Door Bell Push Button 門鈴按鈕	1	1	1	1	1	1	1	1	1	1	1	1	1	1	1
Living Room/Dining Room 客廳/飯廳	13A Switched Single Socket Outlet 13安培有掣單位電插座	2	2	2	1	2	2	2	1	3	2	1	4	2	1	3
	13A Switched Twin Socket Outlet 13安培有掣雙位電插座	4	4	4	4	4	4	4	4	3	4	4	4	4	4	3
	Lighting Point 燈位	4	4	3	3	4	4	3	3	13	3	3	25	3	3	16
	TV/FM Outlet 電視/電台天線插座	2	2	2	2	2	2	2	2	2	2	2	2	2	2	2
	Telephone Outlet 電話插座	2	2	2	2	2	2	2	2	2	2	2	2	2	2	2
	Data Outlet 數據插座	3	3	3	3	3	3	3	3	3	3	3	3	3	3	3
	Blank Plate (For Spare Telephone Outlet) 空白面板(供後備電話插座)	1	1	1	1	1	1	1	1	1	1	1	1	1	1	1
	Blank Plate (For Spare Data Outlet) 空白面板(供後備數據插座)	0	0	0	0	0	0	0	0	0	0	0	0	0	0	0
	Lighting Switch 照明開關掣	5	5	4	4	5	5	4	4	9	4	4	12	4	4	13
	Video Door Phone 視像對講機	1	1	1	1	1	1	1	1	1	1	1	1	1	1	1
	Double Pole Switch (For Electric Water Heater) 雙極開關掣(供電熱水爐)	1	1	0	0	1	1	0	0	0	0	0	0	0	0	0
	Double Pole Switch (For Exhaust Fan) 雙極開關掣(供抽氣扇)	1	1	1	1	1	1	1	1	2	1	1	2	1	1	2
	Switched Fused Spur Unit (For Electric Curtain) 有掣保險絲單元(供電窗簾)	2	2	2	2	2	2	2	2	2	2	2	4	2	2	2
	Switched Fused Spur Unit (For Air Conditioner) 有掣保險絲單元(供冷氣機)	2	2	2	2	2	2	2	2	3	2	2	5	2	2	4

Note:
1. 4/F, 13/F, 14/F and 24/F are omitted.
2. “1,2,...” denotes the quantity of such provision(s) provided in the residential unit.
3. The following items were excluded in this schedule: wall mounted lighting at private lift lobby, cabinet LED strip light & mirror light at bathroom and cabinet LED strip light at kitchen.

備註：
1. 不設4樓、13樓、14樓及24樓。
2. “1、2、.....”表示提供於該住宅單位內的裝置數量。
3. 以上項目不包括：私人升降機大堂內的掛牆燈，浴室內的鏡櫃燈帶及廚房內的廚櫃燈帶。



Schedule of Mechanical & Electrical Provisions of Residential Units
住宅單位機電裝置位置及數量說明表

Tower 3 第3座																
Location 位置	Description 描述	2/F 2樓				3/F, 5/F-12/F, 15/F-23/F & 25/F 3樓、5樓至12樓、15樓至23樓及25樓				26/F & 27/F 26樓及27樓			28/F & 29/F (Duplex) 28樓及29樓(複式)	28/F 28樓		29/F 29樓
		A	B	C	D	A	B	C	D	A	C	D	A	C	D	C
Master Bedroom 主人睡房	13A Switched Single Socket Outlet 13安培有掣單位電插座	2	2	2	2	2	2	2	2	2	2	2	2	2	2	2
	13A Switched Twin Socket Outlet 13安培有掣雙位電插座	1	1	1	1	1	1	1	1	1	1	1	1	1	1	1
	13A Switched Single Socket Outlet Complete With Single USB Charging Outlet 13安培有掣單位電插座連單USB充電位	1	1	1	1	1	1	1	1	1	1	1	1	1	1	1
	13A Switched Twin Socket Outlet Complete With Dual USB Charging Outlet 13安培有掣雙位電插座連雙USB充電位	1	1	1	1	1	1	1	1	1	1	1	1	1	1	1
	Lighting Point 燈位	2	2	2	2	2	2	2	2	2	2	2	6	2	2	4
	Panic Alarm Button 緊急呼叫按鈕	1	1	1	1	1	1	1	1	1	1	1	1	1	1	1
	TV/FM Outlet 電視/電台天線插座	1	1	1	1	1	1	1	1	1	1	1	1	1	1	1
	Telephone Outlet 電話插座	1	1	1	1	1	1	1	1	1	1	1	1	1	1	1
	Data Outlet 數據插座	2	2	2	2	2	2	2	2	1	2	2	1	2	2	1
	Blank Plate (For Spare Telephone Outlet) 空白面板(供後備電話插座)	1	1	1	1	1	1	1	1	1	1	1	1	1	1	1
	Blank Plate (For Spare Data Outlet) 空白面板(供後備數據插座)	0	0	0	0	0	0	0	0	1	0	0	1	0	0	1
	Double Pole Switch (For Exhaust Fan) 雙位雙極開關掣(供抽氣扇)	1	1	1	1	1	1	1	1	1	1	1	1	1	1	1
	Lighting Switch 照明開關掣	3	3	3	3	3	3	3	3	3	5	3	3	3	3	3
	Fused Spur Unit (For Electric Curtain) 保險絲單元(供電窗簾)	2	2	2	2	2	2	2	2	2	2	2	2	2	2	2
	Switched Fused Spur Unit (For Air Conditioner) 有掣保險絲單元(供冷氣機)	1	1	1	1	1	1	1	1	1	1	1	1	3	1	1

Note:
1. 4/F, 13/F, 14/F and 24/F are omitted.
2. “1,2,...” denotes the quantity of such provision(s) provided in the residential unit.
3. The following items were excluded in this schedule: wall mounted lighting at private lift lobby, cabinet LED strip light & mirror light at bathroom and cabinet LED strip light at kitchen.

備註：
1. 不設4樓、13樓、14樓及24樓。
2. “1、2、.....”表示提供於該住宅單位內的裝置數量。
3. 以上項目不包括：私人升降機大堂內的掛牆燈，浴室內的鏡櫃燈帶及廚房內的廚櫃燈帶。



Schedule of Mechanical & Electrical Provisions of Residential Units
住宅單位機電裝置位置及數量說明表

Tower 3 第3座																
Location 位置	Description 描述	2/F 2樓				3/F, 5/F-12/F, 15/F-23/F & 25/F 3樓、5樓至12樓、15樓至23樓及25樓				26/F & 27/F 26樓及27樓			28/F & 29/F (Duplex) 28樓及29樓(複式)	28/F 28樓		29/F 29樓
		A	B	C	D	A	B	C	D	A	C	D	A	C	D	C
Master Bathroom 主人浴室	13A Switched Single Socket Outlet 13安培有掣單位電插座	0	0	0	0	0	0	0	0	0	0	0	0	0	0	1
	13A Single Socket Outlet Complete With Single USB Charging Outlet 13安培單位電插座連單USB充電位	1	1	1	1	1	1	1	1	2	1	1	2	1	1	0
	Speaker 揚聲器	0	0	0	0	0	0	0	0	0	0	0	2	0	0	2
	Lighting Point 燈位	10	9	8	9	10	9	8	9	10	8	9	8	8	9	7
	TV/FM Outlet 電視/電台天線插座	0	0	0	0	0	0	0	0	1	0	0	1	0	0	1
	Telephone Outlet 電話插座	0	0	0	0	0	0	0	0	1	0	0	0	0	0	1
	Data Outlet 數據插座	0	0	0	0	0	0	0	0	1	0	0	1	0	0	1
	Switched Fused Connection Unit (For Gas Water Heater) 有掣保險絲接駁點(供煤氣熱水爐)	0	0	1	1	0	0	1	1	0	1	1	1	1	1	1
	Switched Fused Connection Unit (For Exhaust Fan) 有掣保險絲接駁點(供抽氣扇)	1	1	1	1	1	1	1	1	1	1	1	1	1	1	1
	Switched Fused Spur Unit (For Air Conditioner) 有掣保險絲單元(供冷氣機)	0	0	0	0	0	0	0	0	0	0	0	1	0	0	0
	Fused Connection Unit (For Thermo Ventilator) 保險絲接駁點(供浴室寶)	1	1	1	1	1	1	1	1	1	1	1	1	1	1	1

Note:
1. 4/F, 13/F, 14/F and 24/F are omitted.
2. “1,2,...” denotes the quantity of such provision(s) provided in the residential unit.
3. The following items were excluded in this schedule: wall mounted lighting at private lift lobby, cabinet LED strip light & mirror light at bathroom and cabinet LED strip light at kitchen.

備註：
1. 不設4樓、13樓、14樓及24樓。
2. “1、2、.....”表示提供於該住宅單位內的裝置數量。
3. 以上項目不包括：私人升降機大堂內的掛牆燈，浴室內的鏡櫃燈帶及廚房內的廚櫃燈帶。



Schedule of Mechanical & Electrical Provisions of Residential Units
住宅單位機電裝置位置及數量說明表

Tower 3 第3座																
Location 位置	Description 描述	2/F 2樓				3/F, 5/F-12/F, 15/F-23/F & 25/F 3樓、5樓至12樓、15樓至23樓及25樓				26/F & 27/F 26樓及27樓			28/F & 29/F (Duplex) 28樓及29樓(複式)	28/F 28樓		29/F 29樓
		A	B	C	D	A	B	C	D	A	C	D	A	C	D	C
Bedroom 2 睡房 2	13A Switched Single Socket Outlet 13安培有掣單位電插座	1	1	1	1	1	1	1	1	2	1	1	3	1	1	2
	13A Switched Twin Socket Outlet 13安培有掣雙位電插座	2	2	2	2	2	2	2	2	2	2	2	2	2	2	2
	13A Switched Single Socket Outlet Complete With Single USB Charging Outlet 13安培有掣單位電插座連單USB充電位	1	1	1	1	1	1	1	1	0	1	1	0	1	1	0
	Lighting Point 燈位	2	2	2	2	2	2	2	2	2	2	2	3	2	2	1
	TV/FM Outlet 電視/電台天線插座	1	1	1	1	1	1	1	1	1	1	1	1	1	1	1
	Telephone Outlet 電話插座	1	1	1	1	1	1	1	1	1	1	1	1	1	1	1
	Data Outlet 數據插座	2	2	2	2	2	2	2	2	1	2	2	1	2	2	1
	Blank Plate (For Spare Telephone Outlet) 空白面板(供後備電話插座)	1	1	1	1	1	1	1	1	1	1	1	1	1	1	1
	Blank Plate (For Spare Data Outlet) 空白面板(供後備數據插座)	0	0	0	0	0	0	0	0	1	0	0	1	0	0	1
	Double Pole Switch (For Exhaust Fan) 雙極開關掣(供抽氣扇)	1	1	1	1	1	1	1	1	1	1	1	1	1	1	0
	Lighting Switch 照明開關掣	3	2	3	2	3	2	3	2	4	3	2	4	3	2	1
	Fused Connection Unit (For Thermo Ventilator) 保險絲接駁點(供浴室寶)	0	0	0	0	0	0	0	0	0	0	0	1	0	0	1
Switched Fused Spur Unit (For Air Conditioner) 有掣保險絲單元(供冷氣機)	1	1	1	1	1	1	1	1	1	1	1	2	1	1	1	
Bathroom 2 浴室 2	13A Single Socket Outlet 13安培單位電插座	1	1	1	1	1	1	1	1	1	1	1	1	1	1	1
	Lighting Point 燈位	6	6	5	5	6	6	5	5	5	5	5	6	5	5	6
	Switched Fused Connection Unit (For Exhaust Fan) 有掣保險絲接駁點(供抽氣扇)	1	1	1	1	1	1	1	1	1	1	1	1	1	1	1
	Switched Fused Connection Unit (For Gas Water Heater) 有掣保險絲接駁點(供煤氣熱水爐)	0	0	0	1	0	0	0	1	0	0	1	0	0	1	0
	Fused Connection Unit (For Thermo Ventilator) 保險絲接駁點(供浴室寶)	1	1	1	1	1	1	1	1	1	1	1	1	1	1	1

Note:
1. 4/F, 13/F, 14/F and 24/F are omitted.
2. “1,2,...” denotes the quantity of such provision(s) provided in the residential unit.
3. The following items were excluded in this schedule: wall mounted lighting at private lift lobby, cabinet LED strip light & mirror light at bathroom and cabinet LED strip light at kitchen.

備註：
1. 不設4樓、13樓、14樓及24樓。
2. “1、2、.....”表示提供於該住宅單位內的裝置數量。
3. 以上項目不包括：私人升降機大堂內的掛牆燈，浴室內的鏡櫃燈帶及廚房內的廚櫃燈帶。



Schedule of Mechanical & Electrical Provisions of Residential Units
住宅單位機電裝置位置及數量說明表

Tower 3 第3座																
Location 位置	Description 描述	2/F 2樓				3/F, 5/F-12/F, 15/F-23/F & 25/F 3樓、5樓至12樓、15樓至23樓及25樓				26/F & 27/F 26樓及27樓			28/F & 29/F (Duplex) 28樓及29樓(複式)	28/F 28樓		29/F 29樓
		A	B	C	D	A	B	C	D	A	C	D	A	C	D	C
Bedroom 3 睡房 3	13A Switched Single Socket Outlet 13安培有掣單位電插座	1	1	0	0	1	1	0	0	2	0	0	3	0	0	2
	13A Switched Twin Socket Outlet 13安培有掣雙位電插座	2	2	0	0	2	2	0	0	2	0	0	2	0	0	2
	13A Switched Single Socket Outlet Complete With Single USB Charging Outlet 13安培有掣單位電插座連單USB充電位	1	1	0	0	1	1	0	0	0	0	0	0	0	0	0
	Lighting Point 燈位	2	2	0	0	2	2	0	0	4	0	0	3	0	0	1
	TV/FM Outlet 電視/電台天線插座	1	1	0	0	1	1	0	0	1	0	0	1	0	0	1
	Telephone Outlet 電話插座	1	1	0	0	1	1	0	0	1	0	0	1	0	0	1
	Data Outlet 數據插座	2	2	0	0	2	2	0	0	1	0	0	1	0	0	1
	Blank Plate (For Spare Telephone Outlet) 空白面板(供後備電話插座)	1	1	0	0	1	1	0	0	1	0	0	1	0	0	1
	Blank Plate (For Spare Data Outlet) 空白面板(供後備數據插座)	0	0	0	0	0	0	0	0	1	0	0	1	0	0	1
	Double Pole Switch (For Exhaust Fan) 雙極開關掣(供抽氣扇)	1	1	0	0	1	1	0	0	1	0	0	1	0	0	1
	Lighting Switch 照明開關掣	2	3	0	0	2	3	0	0	2	0	0	4	0	0	3
Switched Fused Spur Unit (For Air Conditioner) 有掣保險絲單元(供冷氣機)	1	1	0	0	1	1	0	0	1	0	0	1	0	0	1	
Bathroom 3 浴室 3	13A Single Socket Outlet 13安培單位電插座	1	1	0	0	1	1	0	0	1	0	0	1	0	0	1
	Lighting Point 燈位	5	5	0	0	5	5	0	0	6	0	0	9	0	0	6
	Switched Fused Connection Unit (For Gas Water Heater) 有掣保險絲接駁點(供煤氣熱水爐)	0	0	0	0	0	0	0	0	0	0	0	0	0	0	1
	Switched Fused Connection Unit (For Exhaust Fan) 有掣保險絲接駁點(供抽氣扇)	1	1	0	0	1	1	0	0	1	0	0	1	0	0	1

Note:
1. 4/F, 13/F, 14/F and 24/F are omitted.
2. “1,2,...” denotes the quantity of such provision(s) provided in the residential unit.
3. The following items were excluded in this schedule: wall mounted lighting at private lift lobby, cabinet LED strip light & mirror light at bathroom and cabinet LED strip light at kitchen.

備註：
1. 不設4樓、13樓、14樓及24樓。
2. “1、2、.....”表示提供於該住宅單位內的裝置數量。
3. 以上項目不包括：私人升降機大堂內的掛牆燈，浴室內的鏡櫃燈帶及廚房內的廚櫃燈帶。



Schedule of Mechanical & Electrical Provisions of Residential Units
住宅單位機電裝置位置及數量說明表

Tower 3 第3座																
Location 位置	Description 描述	2/F 2樓				3/F, 5/F-12/F, 15/F-23/F & 25/F 3樓、5樓至12樓、15樓至23樓及25樓				26/F & 27/F 26樓及27樓			28/F & 29/F (Duplex) 28樓及29樓(複式)	28/F 28樓		29/F 29樓
		A	B	C	D	A	B	C	D	A	C	D	A	C	D	C
Bedroom 4 睡房 4	13A Switched Single Socket Outlet 13安培有掣單位電插座	0	0	0	0	0	0	0	0	2	0	0	2	0	0	2
	13A Switched Twin Socket Outlet 13安培有掣雙位電插座	0	0	0	0	0	0	0	0	2	0	0	2	0	0	2
	Lighting Point 燈位	0	0	0	0	0	0	0	0	3	0	0	2	0	0	2
	TV/FM Outlet 電視/電台天線插座	0	0	0	0	0	0	0	0	1	0	0	1	0	0	1
	Telephone Outlet 電話插座	0	0	0	0	0	0	0	0	1	0	0	1	0	0	1
	Data Outlet 數據插座	0	0	0	0	0	0	0	0	1	0	0	1	0	0	1
	Blank Plate (For Spare Telephone Outlet) 空白面板(供後備電話插座)	0	0	0	0	0	0	0	0	1	0	0	1	0	0	1
	Blank Plate (For Spare Data Outlet) 空白面板(供後備數據插座)	0	0	0	0	0	0	0	0	1	0	0	1	0	0	1
	Double Pole Switch (For Exhaust Fan) 雙極開關掣(供抽氣扇)	0	0	0	0	0	0	0	0	1	0	0	1	0	0	1
	Lighting Switch 照明開關掣	0	0	0	0	0	0	0	0	4	0	0	4	0	0	4
Switched Fused Spur Unit (For Air Conditioner) 有掣保險絲單元(供冷氣機)	0	0	0	0	0	0	0	0	1	0	0	1	0	0	1	
Bathroom 4 浴室 4	13A Single Socket Outlet 13安培單位電插座	0	0	0	0	0	0	0	0	1	0	0	1	0	0	1
	Lighting Point 燈位	0	0	0	0	0	0	0	0	4	0	0	5	0	0	6
	Switched Fused Connection Unit (For Gas Water Heater) 有掣保險絲接駁點(供煤氣熱水爐)	0	0	0	0	0	0	0	0	0	0	0	0	0	0	0
	Switched Fused Connection Unit (For Exhaust Fan) 有掣保險絲接駁點(供抽氣扇)	0	0	0	0	0	0	0	0	1	0	0	1	0	0	1

Note:
1. 4/F, 13/F, 14/F and 24/F are omitted.
2. “1,2,...” denotes the quantity of such provision(s) provided in the residential unit.
3. The following items were excluded in this schedule: wall mounted lighting at private lift lobby, cabinet LED strip light & mirror light at bathroom and cabinet LED strip light at kitchen.

備註：
1. 不設4樓、13樓、14樓及24樓。
2. “1、2、.....”表示提供於該住宅單位內的裝置數量。
3. 以上項目不包括：私人升降機大堂內的掛牆燈，浴室內的鏡櫃燈帶及廚房內的廚櫃燈帶。



Schedule of Mechanical & Electrical Provisions of Residential Units
住宅單位機電裝置位置及數量說明表

Tower 3 第3座																
Location 位置	Description 描述	2/F 2樓				3/F, 5/F-12/F, 15/F-23/F & 25/F 3樓、5樓至12樓、15樓至23樓及25樓				26/F & 27/F 26樓及27樓			28/F & 29/F (Duplex) 28樓及29 樓(複式)	28/F 28樓		29/F 29樓
		A	B	C	D	A	B	C	D	A	C	D	A	C	D	C
Bedroom 5 睡房 5	13A Switched Single Socket Outlet 13安培有掣單位電插座	0	0	0	0	0	0	0	0	0	0	0	2	0	0	0
	13A Switched Twin Socket Outlet 13安培有掣雙位電插座	0	0	0	0	0	0	0	0	0	0	0	2	0	0	0
	Lighting Point 燈位	0	0	0	0	0	0	0	0	0	0	0	2	0	0	0
	TV/FM Outlet 電視/電台天線插座	0	0	0	0	0	0	0	0	0	0	0	1	0	0	0
	Telephone Outlet 電話插座	0	0	0	0	0	0	0	0	0	0	0	1	0	0	0
	Data Outlet 數據插座	0	0	0	0	0	0	0	0	0	0	0	1	0	0	0
	Blank Plate (For Spare Telephone Outlet) 空白面板(供後備電話插座)	0	0	0	0	0	0	0	0	0	0	0	1	0	0	0
	Blank Plate (For Spare Data Outlet) 空白面板(供後備數據插座)	0	0	0	0	0	0	0	0	0	0	0	1	0	0	0
	Double Pole Switch (For Exhaust Fan) 雙極開關掣(供抽氣扇)	0	0	0	0	0	0	0	0	0	0	0	1	0	0	0
	Lighting Switch 照明開關掣	0	0	0	0	0	0	0	0	0	0	0	4	0	0	0
Switched Fused Spur Unit (For Air Conditioner) 有掣保險絲單元(供冷氣機)	0	0	0	0	0	0	0	0	0	0	0	1	0	0	0	
Bathroom 5 浴室 5	13A Single Socket Outlet 13安培單位電插座	0	0	0	0	0	0	0	0	0	0	0	1	0	0	0
	Lighting Point 燈位	0	0	0	0	0	0	0	0	0	0	0	8	0	0	0
	Switched Fused Connection Unit (For Gas Water Heater) 有掣保險絲接駁點(供煤氣熱水爐)	0	0	0	0	0	0	0	0	0	0	0	0	0	0	0
	Switched Fused Connection Unit (For Exhaust Fan) 有掣保險絲接駁點(供抽氣扇)	0	0	0	0	0	0	0	0	0	0	0	1	0	0	0

Note:
1. 4/F, 13/F, 14/F and 24/F are omitted.
2. “1,2,...” denotes the quantity of such provision(s) provided in the residential unit.
3. The following items were excluded in this schedule: wall mounted lighting at private lift lobby, cabinet LED strip light & mirror light at bathroom and cabinet LED strip light at kitchen.

備註：
1. 不設4樓、13樓、14樓及24樓。
2. “1、2、.....”表示提供於該住宅單位內的裝置數量。
3. 以上項目不包括：私人升降機大堂內的掛牆燈，浴室內的鏡櫃燈帶及廚房內的廚櫃燈帶。



Schedule of Mechanical & Electrical Provisions of Residential Units
住宅單位機電裝置位置及數量說明表

Tower 3 第3座																
Location 位置	Description 描述	2/F 2樓				3/F, 5/F-12/F, 15/F-23/F & 25/F 3樓、5樓至12樓、15樓至23樓及25樓				26/F & 27/F 26樓及27樓			28/F & 29/F (Duplex) 28樓及29樓(複式)	28/F 28樓		29/F 29樓
		A	B	C	D	A	B	C	D	A	C	D	A	C	D	C
Air Conditioner Platform 冷氣機平台	Waterproof Type Double Pole Isolator (For Air Conditioner) 防水雙極隔離器(供冷氣機)	2	5	3	4	2	5	3	4	2	3	4	0	3	4	0
Utility Platform 工作平台	Lighting Point 燈位	1	1	0	1	1	1	1	1	1	1	1	1	1	1	1
Utility Room 工作間	13A Switched Twin Socket Outlet 13安培有掣雙位電插座	1	1	1	1	1	1	1	1	1	1	1	1	1	1	1
	Lighting Point 燈位	1	1	1	1	1	1	1	1	1	1	1	1	1	1	1
	TV/FM Outlet 電視/電台天線插座	1	1	1	1	1	1	1	1	1	1	1	1	1	1	1
	Blank Plate (For Spare Telephone Outlet) 空白面板(供後備電話插座)	1	1	1	1	1	1	1	1	1	1	1	1	1	1	1
	Blank Plate (For Spare Data Outlet) 空白面板(供後備數據插座)	1	1	1	1	1	1	1	1	1	1	1	1	1	1	1
	Switched Single Socket Outlet (For Washing Machine) 有掣單位電插座(供洗衣機)	0	0	0	0	0	0	0	0	1	0	0	1	0	0	1
	Water Inlet Connection Point (For Washing Machine) 入水位連接點(供洗衣機)	0	0	0	0	0	0	0	0	1	0	0	1	0	0	1
	Water Outlet Connection Point (For Washing Machine) 出水位連接點(供洗衣機)	0	0	0	0	0	0	0	0	1	0	0	1	0	0	1
	Lighting Switch 照明開關掣	2	2	2	2	2	2	2	2	2	2	2	2	2	2	2
	Double Pole Switch (For Exhaust Fan) 雙極開關掣(供抽氣扇)	1	1	1	1	1	1	1	1	1	1	1	1	1	1	1
	Switched Fused Connection Unit (For Gas Water Heater) 有掣保險絲接駁點(供煤氣熱水爐)	0	0	0	0	0	0	0	0	0	0	0	0	0	0	0
	Miniature Circuit Breaker Board 微型斷路器箱	1	1	1	1	1	1	1	1	1	1	1	1	1	1	1
	Switched Fused Spur Unit (For Air Conditioner) 有掣保險絲單元(供冷氣機)	1	1	1	1	1	1	1	1	1	1	1	1	1	1	1
Lavatory 洗手間	Switched Fused Connection Unit (For Exhaust Fan) 有掣保險絲接駁點(供抽氣扇)	1	1	1	1	1	1	1	1	1	1	1	1	1	1	1
	Lighting Point 燈位	1	1	1	1	1	1	1	1	1	1	1	1	1	1	1
Powder Room 客廳洗手間	Switched Fused Connection Unit (For Exhaust Fan) 有掣保險絲接駁點(供抽氣扇)	0	0	0	0	0	0	0	0	1	0	0	1	0	0	0
	Lighting Point 燈位	0	0	0	0	0	0	0	0	2	0	0	2	0	0	0

Note:

- 4/F, 13/F, 14/F and 24/F are omitted.
- “1,2,...” denotes the quantity of such provision(s) provided in the residential unit.
- The following items were excluded in this schedule: wall mounted lighting at private lift lobby, cabinet LED strip light & mirror light at bathroom and cabinet LED strip light at kitchen.

備註：

- 不設4樓、13樓、14樓及24樓。
- “1、2、.....”表示提供於該住宅單位內的裝置數量。
- 以上項目不包括：私人升降機大堂內的掛牆燈，浴室內的鏡櫃燈帶及廚房內的廚櫃燈帶。



Schedule of Mechanical & Electrical Provisions of Residential Units
住宅單位機電裝置位置及數量說明表

Tower 3 第3座																
Location 位置	Description 描述	2/F 2樓				3/F, 5/F-12/F, 15/F-23/F & 25/F 3樓、5樓至12樓、15樓至23樓及25樓				26/F & 27/F 26樓及27樓			28/F & 29/F (Duplex) 28樓及29樓(複式)	28/F 28樓		29/F 29樓
		A	B	C	D	A	B	C	D	A	C	D	A	C	D	C
Kitchen 廚房	Switched Single Socket Outlet (For Refrigerator) 有掣單位電插座(供雪櫃)	1	1	1	1	1	1	1	1	1	1	1	1	1	1	1
	13A Switched Single Socket Outlet (For General Use) 13安培有掣單位電插座(供一般用途)	1	1	0	2	1	1	0	2	0	0	2	0	0	2	0
	13A Switched Twin Socket Outlet (For General Use) 13安培有掣雙位電插座(供一般用途)	4	2	2	4	4	2	2	4	1	2	4	1	2	4	2
	Lighting Point 燈位	7	4	4	6	7	4	4	6	8	3	6	6	3	6	6
	Lighting Switch 照明開關掣	1	1	0	1	1	1	0	1	1	0	1	1	0	1	2
	Switched Fused Connection Unit (For Gas Hob) 有掣保險絲接駁點(供煤氣煮食爐)	2	2	2	2	2	2	2	2	2	2	2	2	2	2	2
	Connection Unit (For Microwave Oven) 接駁點(供微波爐)	1	1	1	1	1	1	1	1	1	1	1	1	1	1	1
	Switched Fused Connection Unit (For Microwave Oven) 有掣保險絲接駁點(供微波爐)	0	1	1	1	0	1	1	1	1	1	1	1	1	1	1
	Double Pole Switch (For Microwave Oven & Steam Oven) 雙極開關掣(供微波爐及蒸爐)	1	0	0	0	1	0	0	0	1	0	0	0	0	0	1
	Switched Fused Connection Unit (For Steam Oven) 有掣保險絲接駁點(供蒸爐)	0	1	1	1	0	1	1	1	0	1	1	0	1	1	0
	Connection Unit (For Steam Oven) 接駁點(供蒸爐)	1	1	1	1	1	1	1	1	1	1	1	1	1	1	1
	Double Pole Switch (For Induction Hob) 雙極開關掣(供電磁煮食爐)	1	1	1	1	1	1	1	1	1	1	1	1	1	1	1
	Triple Pole and Neutral Isolator (For Electric Water Heater) 三相隔離器(供電熱水爐)	1	1	0	0	1	1	0	0	1	0	0	1	0	0	1
	Switched Fused Connection Unit (For Exhaust Fan) 有掣保險絲接駁點(供抽氣扇)	1	1	1	1	1	1	1	1	1	1	1	1	1	1	1
	Switched Fused Connection Unit (For Gas Water Heater) 有掣保險絲接駁點(供煤氣熱水爐)	2	2	1	0	2	2	1	0	3	1	0	3	1	0	0
	Switched Single Socket Outlet (For Electrical Flip Door) 有掣單位電插座(供電轉門)	1	1	1	1	1	1	1	1	1	1	1	1	1	1	1
	Switched Single Socket Outlet (For Washing Machine) 有掣單位電插座(供洗衣機)	1	1	1	1	1	1	1	1	0	2	1	0	2	1	0

Note:
1. 4/F, 13/F, 14/F and 24/F are omitted.
2. “1,2,...” denotes the quantity of such provision(s) provided in the residential unit.
3. The following items were excluded in this schedule: wall mounted lighting at private lift lobby, cabinet LED strip light & mirror light at bathroom and cabinet LED strip light at kitchen.

備註：
1. 不設4樓、13樓、14樓及24樓。
2. “1、2、.....”表示提供於該住宅單位內的裝置數量。
3. 以上項目不包括：私人升降機大堂內的掛牆燈，浴室內的鏡櫃燈帶及廚房內的廚櫃燈帶。



Schedule of Mechanical & Electrical Provisions of Residential Units
住宅單位機電裝置位置及數量說明表

Tower 3 第3座																
Location 位置	Description 描述	2/F 2樓				3/F, 5/F-12/F, 15/F-23/F & 25/F 3樓、5樓至12樓、15樓至23樓及25樓				26/F & 27/F 26樓及27樓			28/F & 29/F (Duplex) 28樓及29樓(複式)	28/F 28樓		29/F 29樓
		A	B	C	D	A	B	C	D	A	C	D	A	C	D	C
Kitchen 廚房	Switched Single Socket Outlet (For Dishwasher) 有掣單位電插座(供洗碗碟機)	1	1	0	0	1	1	0	0	1	0	0	1	0	0	1
	Switched Fused Spur Unit (For Cooker Hood) 有掣保險絲單元(供抽油煙機)	1	1	1	1	1	1	1	1	1	1	1	1	1	1	1
	Switched Single Socket Outlet (For Coffee Machine) 有掣單位電插座(供咖啡機)	1	1	0	0	1	1	0	0	1	0	0	1	0	0	1
	Switched Single Socket Outlet (For Wine Cellar) 有掣單位電插座(供酒櫃)	1	1	1	1	1	1	1	1	0	1	1	0	1	1	0
	Switched Single Socket Outlet (For Network Router) 有掣單位電插座(供路由器)	1	1	1	1	1	1	1	1	1	1	1	1	1	1	1
	Data Outlet (For Network Router) 數據插座(供路由器)	1	1	1	1	1	1	1	1	1	1	1	1	1	1	1
	Telephone Outlet (For Network Router) 電話插座(供路由器)	1	1	1	1	1	1	1	1	1	1	1	1	1	1	1
	Video Door Phone 視像對講機	0	0	0	0	0	0	0	0	1	0	0	1	0	0	1
	Door Bell 門鈴	1	1	1	1	1	1	1	1	1	1	1	1	1	1	1
	Switched Fused Connection Unit (For Door Bell) 有掣保險絲接駁點(供門鈴)	1	1	1	1	1	1	1	1	1	1	1	1	1	1	1
	Water Inlet Connection Point (For Washing Machine) 入水位連接點(供洗衣機)	1	1	1	1	1	1	1	1	0	1	1	0	1	1	1
	Water Outlet Connection Point (For Washing Machine) 出水位連接點(供洗衣機)	1	1	1	1	1	1	1	1	0	1	1	0	1	1	1
	Switched Fused Spur Unit (For Air Conditioner) 有掣保險絲單元(供冷氣機)	1	1	1	1	1	1	1	1	1	1	1	1	1	1	1

Note:
1. 4/F, 13/F, 14/F and 24/F are omitted.
2. “1,2,...” denotes the quantity of such provision(s) provided in the residential unit.
3. The following items were excluded in this schedule: wall mounted lighting at private lift lobby, cabinet LED strip light & mirror light at bathroom and cabinet LED strip light at kitchen.

備註：
1. 不設4樓、13樓、14樓及24樓。
2. “1、2、.....”表示提供於該住宅單位內的裝置數量。
3. 以上項目不包括：私人升降機大堂內的掛牆燈，浴室內的鏡櫃燈帶及廚房內的廚櫃燈帶。



Schedule of Mechanical & Electrical Provisions of Residential Units
住宅單位機電裝置位置及數量說明表

Tower 3 第3座																
Location 位置	Description 描述	2/F 2樓				3/F, 5/F-12/F, 15/F-23/F & 25/F 3樓、5樓至12樓、15樓至23樓及25樓				26/F & 27/F 26樓及27樓			28/F & 29/F (Duplex) 28樓及29 樓(複式)	28/F 28樓		29/F 29樓
		A	B	C	D	A	B	C	D	A	C	D	A	C	D	C
Pool Deck 游泳池畔	Lighting Point 燈位	0	0	0	0	0	0	0	0	0	0	0	16	0	0	0
	Waterproof Type 13A Switched Single Socket Outlet 防水13安培有掣單位電插座	0	0	0	0	0	0	0	0	0	0	0	1	0	0	0
	Waterproof Type Triple Pole and Neutral Isolator 防水三相隔離器	0	0	0	0	0	0	0	0	0	0	0	1	0	0	0
Outdoor Pool 室外游泳池	Lighting Point 燈位	0	0	0	0	0	0	0	0	0	0	0	0	0	0	0
Flat Roof 平台	Waterproof Type 13A Switched Single Socket Outlet 防水13安培有掣單位電插座	0	0	0	0	0	0	0	0	0	0	0	3	0	0	0
	Lighting Point 燈位	0	0	0	0	0	0	0	0	0	0	0	8	0	0	1
Roof 天台	Waterproof Type 13A Switched Single Socket Outlet 防水13安培有掣單位電插座	0	0	0	0	0	0	0	0	0	0	0	2	0	0	4
	Waterproof Type Triple Pole and Neutral Isolator 防水三相隔離器	0	0	0	0	0	0	0	0	0	0	0	1	0	0	0
	Lighting Point 燈位	0	0	0	0	0	0	0	0	0	0	0	6	0	0	14
Balcony 露台	Waterproof Type 13A Switched Single Socket Outlet 防水13安培有掣單位電插座	1	1	1	1	1	1	1	1	1	1	1	1	1	1	1
	Lighting Point 燈位	2	2	1	1	2	2	1	1	2	1	1	2	1	1	1

Note:
1. 4/F, 13/F, 14/F and 24/F are omitted.
2. “1,2,...” denotes the quantity of such provision(s) provided in the residential unit.
3. The following items were excluded in this schedule: wall mounted lighting at private lift lobby, cabinet LED strip light & mirror light at bathroom and cabinet LED strip light at kitchen.

備註：
1. 不設4樓、13樓、14樓及24樓。
2. “1、2、.....”表示提供於該住宅單位內的裝置數量。
3. 以上項目不包括：私人升降機大堂內的掛牆燈，浴室內的鏡櫃燈帶及廚房內的廚櫃燈帶。



Schedule of Mechanical & Electrical Provisions of Residential Units
住宅單位機電裝置位置及數量說明表

Tower 5 第5座																	
Location 位置	Description 描述	2/F 2樓				3/F, 5/F-12/F, 15/F-18/F 3樓、5樓至12樓、15樓至18樓				19/F & 20/F (Duplex) 19樓及20 樓(複式)	19/F 19樓				20/F & 21/F (Duplex) 20樓及21樓(複式)		
		A	B	C	D	A	B	C	D	A	B	C	D	B	C	D	
Private Lift Lobby 私人升降機大堂	13A Switched Single Socket Outlet 13安培有掣單位電插座	1	1	1	1	1	1	1	1	1	1	1	1	1	1	1	
	13A Switched Twin Socket Outlet 13安培有掣雙位電插座	0	0	0	0	0	0	0	0	0	0	0	0	0	0	0	
	Lighting Point 燈位	7	7	6	6	7	7	6	6	7	7	6	6	7	7	7	
	Door Bell Push Button 門鈴按鈕	1	1	1	1	1	1	1	1	1	1	1	1	1	1	1	
	Intercom 對講機	1	1	1	1	1	1	1	1	1	1	1	1	1	1	1	
	Switched Fused Spur Unit (For Air Conditioner) 有掣保險絲單元(供冷氣機)	1	1	1	1	1	1	1	1	1	1	1	1	1	1	1	
Entrance 門口	Door Bell Push Button 門鈴按鈕	1	1	1	1	1	1	1	1	1	1	1	1	1	1	1	
Living Room/Dining Room 客廳/飯廳	13A Switched Single Socket Outlet 13安培有掣單位電插座	2	2	2	2	2	2	2	2	4	2	2	2	3	3	2	
	13A Switched Twin Socket Outlet 13安培有掣雙位電插座	4	4	4	4	4	4	4	4	3	4	4	4	3	3	3	
	Lighting Point 燈位	6	6	5	7	6	6	5	7	13	6	5	7	14	17	26	
	TV/FM Outlet 電視/電台天線插座	2	2	2	2	2	2	2	2	2	2	2	2	2	2	2	
	Telephone Outlet 電話插座	2	2	2	2	2	2	2	2	2	2	2	2	2	2	2	
	Data Outlet 數據插座	3	3	3	3	3	3	3	3	3	3	3	3	3	3	3	
	Blank Plate (For Spare Telephone Outlet) 空白面板(供後備電話插座)	1	1	1	1	1	1	1	1	1	1	1	1	1	1	1	
	Blank Plate (For Spare Data Outlet) 空白面板(供後備數據插座)	0	0	0	0	0	0	0	0	0	0	0	0	0	0	0	
	Switched Single Socket Outlet (For Wine Cellar) 有掣單位電插座(供酒櫃)	0	0	0	0	0	0	0	0	0	0	0	0	0	1	1	
	Switched Single Socket Outlet (For Coffee Machine) 有掣單位電插座(供咖啡機)	0	0	0	0	0	0	0	0	0	0	0	0	0	1	1	
	Lighting Switch 照明開關掣	5	5	5	5	5	5	5	5	10	1	1	1	6	15	15	
	Video Door Phone 視像對講機	1	1	1	1	1	1	1	1	1	1	1	1	1	1	1	
	Double Pole Switch (For Electric Water Heater) 雙極開關掣(供電熱水爐)	1	0	0	0	1	0	0	0	0	0	0	0	0	0	0	
	Double Pole Switch (For Exhaust Fan) 雙極開關掣(供抽氣扇)	1	1	1	1	1	1	1	1	2	1	1	1	2	1	2	
	Switched Fused Spur Unit (For Electric Curtain) 有掣保險絲單元(供電窗簾)	2	2	2	2	2	2	2	2	2	2	2	2	4	2	2	
Switched Fused Spur Unit (For Air Conditioner) 有掣保險絲單元(供冷氣機)	2	2	2	2	2	2	2	2	3	2	2	2	5	3	3		

Note:
1. 4/F, 13/F, 14/F and 24/F are omitted.
2. “1,2,...” denotes the quantity of such provision(s) provided in the residential unit.
3. The following items were excluded in this schedule: wall mounted lighting at private lift lobby, cabinet LED strip light & mirror light at bathroom and cabinet LED strip light at kitchen.

備註：
1. 不設4樓、13樓、14樓及24樓。
2. “1、2、.....”表示提供於該住宅單位內的裝置數量。
3. 以上項目不包括：私人升降機大堂內的掛牆燈，浴室內的鏡櫃燈帶及廚房內的廚櫃燈帶。



Schedule of Mechanical & Electrical Provisions of Residential Units
住宅單位機電裝置位置及數量說明表

Tower 5 第5座																	
Location 位置	Description 描述	2/F 2樓				3/F, 5/F-12/F, 15/F-18/F 3樓、5樓至12樓、15樓至18樓				19/F & 20/F (Duplex) 19樓及20樓(複式)	19/F 19樓				20/F & 21/F (Duplex) 20樓及21樓(複式)		
		A	B	C	D	A	B	C	D	A	B	C	D	B	C	D	
Master Bedroom 主人睡房	13A Switched Single Socket Outlet 13安培有掣單位電插座	2	2	2	2	2	2	2	2	2	2	2	2	2	2	2	
	13A Switched Twin Socket Outlet 13安培有掣雙位電插座	1	1	1	1	1	1	1	1	1	1	1	1	1	1	1	
	13A Switched Single Socket Outlet Complete With Single USB Charging Outlet 13安培有掣單位電插座連單USB充電位	1	1	1	1	1	1	1	1	1	1	1	1	1	1	1	
	13A Switched Twin Socket Outlet Complete With Dual USB Charging Outlet 13安培有掣雙位電插座連雙USB充電位	1	1	1	1	1	1	1	1	1	1	1	1	1	1	1	
	Lighting Point 燈位	2	2	2	2	2	2	2	2	4	2	2	2	3	4	4	
	Panic Alarm Button 緊急呼叫按鈕	1	1	1	1	1	1	1	1	1	1	1	1	1	1	1	
	TV/FM Outlet 電視/電台天線插座	1	1	1	1	1	1	1	1	1	1	1	1	1	1	1	
	Telephone Outlet 電話插座	1	1	1	1	1	1	1	1	1	1	1	1	1	1	1	
	Data Outlet 數據插座	2	2	2	2	2	2	2	2	1	2	2	2	1	1	1	
	Blank Plate (For Spare Telephone Outlet) 空白面板(供後備電話插座)	1	1	1	1	1	1	1	1	1	1	1	1	1	1	1	
	Blank Plate (For Spare Data Outlet) 空白面板(供後備數據插座)	0	0	0	0	0	0	0	0	1	0	0	0	1	1	1	
	Double Pole Switch (For Exhaust Fan) 雙極開關掣(供抽氣扇)	1	1	1	1	1	1	1	1	1	1	1	1	1	1	1	
	Lighting Switch 照明開關掣	3	3	3	3	3	3	3	3	5	3	3	3	4	4	4	
	Fused Spur Unit (For Electric Curtain) 保險絲單元(供電窗簾)	2	2	2	2	2	2	2	2	2	2	2	2	2	2	2	
	Switched Fused Spur Unit (For Air Conditioner) 有掣保險絲單元(供冷氣機)	1	1	1	1	1	1	1	1	1	2	1	1	1	1	1	

Note:
1. 4/F, 13/F, 14/F and 24/F are omitted.
2. “1,2,...” denotes the quantity of such provision(s) provided in the residential unit.
3. The following items were excluded in this schedule: wall mounted lighting at private lift lobby, cabinet LED strip light & mirror light at bathroom and cabinet LED strip light at kitchen.

備註：
1. 不設4樓、13樓、14樓及24樓。
2. “1、2、.....”表示提供於該住宅單位內的裝置數量。
3. 以上項目不包括：私人升降機大堂內的掛牆燈，浴室內的鏡櫃燈帶及廚房內的廚櫃燈帶。



Schedule of Mechanical & Electrical Provisions of Residential Units
住宅單位機電裝置位置及數量說明表

Tower 5 第5座																	
Location 位置	Description 描述	2/F 2樓				3/F, 5/F-12/F, 15/F-18/F 3樓、5樓至12樓、15樓至18樓				19/F & 20/F (Duplex) 19樓及20 樓(複式)	19/F 19樓				20/F & 21/F (Duplex) 20樓及21樓(複式)		
		A	B	C	D	A	B	C	D	A	B	C	D	B	C	D	
Master Bathroom 主人浴室	13A Switched Single Socket Outlet 13安培有掣單位電插座	0	0	0	0	0	0	0	0	1	0	0	0	1	1	1	
	13A Single Socket Outlet Complete With Single USB Charging Outlet 13安培單位電插座連單USB充電位	2	2	1	1	2	2	1	1	3	2	1	1	3	2	2	
	Lighting Point 燈位	10	10	8	8	10	10	8	8	11	9	8	8	11	8	7	
	TV/FM Outlet 電視/電台天線插座	0	0	0	0	0	0	0	0	1	0	0	0	1	1	1	
	Telephone Outlet 電話插座	0	0	0	0	0	0	0	0	1	0	0	0	1	1	1	
	Data Outlet 數據插座	0	0	0	0	0	0	0	0	0	0	0	0	0	0	0	
	Speaker 揚聲器	0	0	0	0	0	0	0	0	2	0	0	0	2	2	2	
	Switched Fused Connection Unit (For Gas Water Heater) 有掣保險絲接駁點(供煤氣熱水爐)	1	0	0	1	1	0	0	1	2	0	0	1	1	0	0	
	Switched Fused Connection Unit (For Exhaust Fan) 有掣保險絲接駁點(供抽氣扇)	1	1	1	1	1	1	1	1	1	1	1	1	1	1	1	
	Fused Connection Unit (For Thermo Ventilator) 保險絲接駁點(供浴室寶)	1	1	1	1	1	1	1	1	1	1	1	1	1	1	1	
Store 儲物房	13A Switched Single Socket Outlet 13安培有掣單位電插座	0	0	0	0	0	0	0	0	0	0	0	0	1	0	0	
	Lighting Switch 照明開關掣	0	0	0	0	0	0	0	0	0	0	0	0	1	0	0	
	Lighting Point 燈位	0	0	0	0	0	0	0	0	0	0	0	0	2	0	0	
	Switched Fused Spur Unit (For Air Conditioner) 有掣保險絲單元(供冷氣機)	0	0	0	0	0	0	0	0	0	0	0	0	1	0	0	

Note:
1. 4/F, 13/F, 14/F and 24/F are omitted.
2. “1,2,...” denotes the quantity of such provision(s) provided in the residential unit.
3. The following items were excluded in this schedule: wall mounted lighting at private lift lobby, cabinet LED strip light & mirror light at bathroom and cabinet LED strip light at kitchen.

備註：
1. 不設4樓、13樓、14樓及24樓。
2. “1、2、.....”表示提供於該住宅單位內的裝置數量。
3. 以上項目不包括：私人升降機大堂內的掛牆燈，浴室內的鏡櫃燈帶及廚房內的廚櫃燈帶。



Schedule of Mechanical & Electrical Provisions of Residential Units
住宅單位機電裝置位置及數量說明表

Tower 5 第5座																	
Location 位置	Description 描述	2/F 2樓				3/F, 5/F-12/F, 15/F-18/F 3樓、5樓至12樓、15樓至18樓				19/F & 20/F (Duplex) 19樓及20 樓(複式)	19/F 19樓				20/F & 21/F (Duplex) 20樓及21樓(複式)		
		A	B	C	D	A	B	C	D	A	B	C	D	B	C	D	
Bedroom 2 睡房 2	13A Switched Single Socket Outlet 13安培有掣單位電插座	1	1	1	1	1	1	1	1	1	1	1	1	1	1	1	
	13A Switched Twin Socket Outlet 13安培有掣雙位電插座	2	2	2	2	2	2	2	2	2	2	2	2	2	2	2	
	13A Switched Single Socket Outlet Complete With Single USB Charging Outlet 13安培有掣單位電插座連單USB充電位	1	1	1	1	1	1	1	1	1	1	1	1	1	1	1	
	Lighting Point 燈位	2	2	1	1	2	2	1	1	3	2	1	1	1	2	4	
	TV/FM Outlet 電視/電台天線插座	1	1	1	1	1	1	1	1	1	1	1	1	1	1	1	
	Telephone Outlet 電話插座	1	1	1	1	1	1	1	1	1	1	1	1	1	1	1	
	Data Outlet 數據插座	2	2	2	2	2	2	2	2	1	2	2	2	1	1	1	
	Blank Plate (For Spare Telephone Outlet) 空白面板(供後備電話插座)	1	1	1	1	1	1	1	1	1	1	1	1	1	1	1	
	Blank Plate (For Spare Data Outlet) 空白面板(供後備數據插座)	0	0	0	0	0	0	0	0	1	0	0	0	1	1	1	
	Double Pole Switch (For Exhaust Fan) 雙極開關掣(供抽氣扇)	1	1	1	1	1	1	1	1	1	1	1	1	1	1	1	
	Lighting Switch 照明開關掣	3	2	2	3	3	2	2	3	4	2	2	3	3	4	4	
	Switched Fused Spur Unit (For Air Conditioner) 有掣保險絲單元(供冷氣機)	1	1	1	1	1	1	1	1	1	1	1	1	1	1	1	
Bathroom 2 浴室 2	13A Single Socket Outlet 13安培單位電插座	1	1	1	1	1	1	1	1	1	1	1	1	1	1	1	
	Lighting Point 燈位	6	6	5	5	6	6	5	5	5	6	5	5	7	5	4	
	Switched Fused Connection Unit (For Exhaust Fan) 有掣保險絲接駁點(供抽氣扇)	1	1	1	1	1	1	1	1	1	1	1	1	1	1	1	
	Switched Fused Connection Unit (For Gas Water Heater) 有掣保險絲接駁點(供煤氣熱水爐)	0	0	0	0	0	0	0	0	0	0	0	0	1	1	0	
	Fused Connection Unit (For Thermo Ventilator) 保險絲接駁點(供浴室寶)	1	1	1	1	1	1	1	1	1	0	0	0	1	1	1	

Note:
1. 4/F, 13/F, 14/F and 24/F are omitted.
2. “1,2,...” denotes the quantity of such provision(s) provided in the residential unit.
3. The following items were excluded in this schedule: wall mounted lighting at private lift lobby, cabinet LED strip light & mirror light at bathroom and cabinet LED strip light at kitchen.

備註：
1. 不設4樓、13樓、14樓及24樓。
2. “1、2、.....”表示提供於該住宅單位內的裝置數量。
3. 以上項目不包括：私人升降機大堂內的掛牆燈，浴室內的鏡櫃燈帶及廚房內的廚櫃燈帶。



Schedule of Mechanical & Electrical Provisions of Residential Units
住宅單位機電裝置位置及數量說明表

Tower 5 第5座																	
Location 位置	Description 描述	2/F 2樓				3/F, 5/F-12/F, 15/F-18/F 3樓、5樓至12樓、15樓至18樓				19/F & 20/F (Duplex) 19樓及20樓(複式)	19/F 19樓				20/F & 21/F (Duplex) 20樓及21樓(複式)		
		A	B	C	D	A	B	C	D	A	B	C	D	B	C	D	
Bedroom 3 睡房 3	13A Switched Single Socket Outlet 13安培有掣單位電插座	1	1	0	0	1	1	0	0	3	1	0	0	1	1	1	
	13A Switched Twin Socket Outlet 13安培有掣雙位電插座	2	2	0	0	2	2	0	0	2	2	0	0	2	2	2	
	13A Switched Single Socket Outlet Complete With Single USB Charging Outlet 13安培有掣單位電插座連單USB充電位	1	1	0	0	1	1	0	0	0	1	0	0	1	1	1	
	Lighting Point 燈位	2	2	0	0	2	2	0	0	4	2	0	0	1	3	3	
	TV/FM Outlet 電視/電台天線插座	1	1	0	0	1	1	0	0	1	1	0	0	1	1	1	
	Telephone Outlet 電話插座	1	1	0	0	1	1	0	0	1	1	0	0	1	1	1	
	Data Outlet 數據插座	2	2	0	0	2	2	0	0	1	2	0	0	1	1	1	
	Blank Plate (For Spare Telephone Outlet) 空白面板(供後備電話插座)	1	1	0	0	1	1	0	0	1	1	0	0	1	1	1	
	Blank Plate (For Spare Data Outlet) 空白面板(供後備數據插座)	0	0	0	0	0	0	0	0	1	0	0	0	1	1	1	
	Double Pole Switch (For Exhaust Fan) 雙極開關掣(供抽氣扇)	1	1	0	0	1	1	0	0	1	1	0	0	1	1	1	
	Lighting Switch 照明開關掣	3	3	0	0	3	3	0	0	4	3	0	0	3	3	5	
	Switched Fused Spur Unit (For Air Conditioner) 有掣保險絲單元(供冷氣機)	1	1	0	0	1	1	0	0	1	1	0	0	1	1	1	
Bathroom 3 浴室 3	13A Single Socket Outlet 13安培單位電插座	1	1	0	0	1	1	0	0	1	1	0	0	1	1	1	
	Lighting Point 燈位	5	5	0	0	5	5	0	0	7	5	0	0	5	5	7	
	Switched Fused Connection Unit (For Gas Water Heater) 有掣保險絲接駁點(供煤氣熱水爐)	0	0	0	0	0	0	0	0	0	0	0	0	1	0	0	
	Switched Fused Connection Unit (For Exhaust Fan) 有掣保險絲接駁點(供抽氣扇)	1	1	0	0	1	1	0	0	1	1	0	0	1	1	1	

Note:
1. 4/F, 13/F, 14/F and 24/F are omitted.
2. “1,2,...” denotes the quantity of such provision(s) provided in the residential unit.
3. The following items were excluded in this schedule: wall mounted lighting at private lift lobby, cabinet LED strip light & mirror light at bathroom and cabinet LED strip light at kitchen.

備註：
1. 不設4樓、13樓、14樓及24樓。
2. “1、2、.....”表示提供於該住宅單位內的裝置數量。
3. 以上項目不包括：私人升降機大堂內的掛牆燈，浴室內的鏡櫃燈帶及廚房內的廚櫃燈帶。



Schedule of Mechanical & Electrical Provisions of Residential Units
住宅單位機電裝置位置及數量說明表

Tower 5 第5座																	
Location 位置	Description 描述	2/F 2樓				3/F, 5/F-12/F, 15/F-18/F 3樓、5樓至12樓、15樓至18樓				19/F & 20/F (Duplex) 19樓及20 樓(複式)	19/F 19樓				20/F & 21/F (Duplex) 20樓及21樓(複式)		
		A	B	C	D	A	B	C	D	A	B	C	D	B	C	D	
Bedroom 4 睡房 4	13A Switched Single Socket Outlet 13安培有掣單位電插座	0	0	0	0	0	0	0	0	3	0	0	0	2	0	0	
	13A Switched Twin Socket Outlet 13安培有掣雙位電插座	0	0	0	0	0	0	0	0	2	0	0	0	2	0	0	
	13A Switched Single Socket Outlet Complete With Single USB Charging Outlet 13安培有掣單位電插座連單USB充電位	0	0	0	0	0	0	0	0	0	0	0	0	0	0	0	
	Lighting Point 燈位	0	0	0	0	0	0	0	0	2	0	0	0	2	0	0	
	TV/FM Outlet 電視/電台天線插座	0	0	0	0	0	0	0	0	1	0	0	0	1	0	0	
	Telephone Outlet 電話插座	0	0	0	0	0	0	0	0	1	0	0	0	1	0	0	
	Data Outlet 數據插座	0	0	0	0	0	0	0	0	1	0	0	0	1	0	0	
	Blank Plate (For Spare Telephone Outlet) 空白面板(供後備電話插座)	0	0	0	0	0	0	0	0	1	0	0	0	1	0	0	
	Blank Plate (For Spare Data Outlet) 空白面板(供後備數據插座)	0	0	0	0	0	0	0	0	1	0	0	0	1	0	0	
	Double Pole Switch (For Exhaust Fan) 雙極開關掣(供抽氣扇)	0	0	0	0	0	0	0	0	1	0	0	0	1	0	0	
	Lighting Switch 照明開關掣	0	0	0	0	0	0	0	0	5	0	0	0	6	0	0	
Switched Fused Spur Unit (For Air Conditioner) 有掣保險絲單元(供冷氣機)	0	0	0	0	0	0	0	0	1	0	0	0	1	0	0		
Bathroom 4 浴室 4	13A Single Socket Outlet 13安培單位電插座	0	0	0	0	0	0	0	0	1	0	0	0	1	0	0	
	Lighting Point 燈位	0	0	0	0	0	0	0	0	6	0	0	0	6	0	0	
	Switched Fused Connection Unit (For Exhaust Fan) 有掣保險絲接駁點(供抽氣扇)	0	0	0	0	0	0	0	0	1	0	0	0	1	0	0	
	Switched Fused Connection Unit (For Gas Water Heater) 有掣保險絲接駁點(供煤氣熱水爐)	0	0	0	0	0	0	0	0	1	0	0	0	1	0	0	

Note:
1. 4/F, 13/F, 14/F and 24/F are omitted.
2. “1,2,...” denotes the quantity of such provision(s) provided in the residential unit.
3. The following items were excluded in this schedule: wall mounted lighting at private lift lobby, cabinet LED strip light & mirror light at bathroom and cabinet LED strip light at kitchen.

備註：
1. 不設4樓、13樓、14樓及24樓。
2. “1、2、.....”表示提供於該住宅單位內的裝置數量。
3. 以上項目不包括：私人升降機大堂內的掛牆燈，浴室內的鏡櫃燈帶及廚房內的廚櫃燈帶。



Schedule of Mechanical & Electrical Provisions of Residential Units
住宅單位機電裝置位置及數量說明表

Tower 5 第5座																	
Location 位置	Description 描述	2/F 2樓				3/F, 5/F-12/F, 15/F-18/F 3樓、5樓至12樓、15樓至18樓				19/F & 20/F (Duplex) 19樓及20 樓(複式)	19/F 19樓				20/F & 21/F (Duplex) 20樓及21樓(複式)		
		A	B	C	D	A	B	C	D	A	B	C	D	B	C	D	
Bedroom 5 睡房 5	13A Switched Single Socket Outlet 13安培有掣單位電插座	0	0	0	0	0	0	0	0	0	0	0	0	2	0	0	
	13A Switched Twin Socket Outlet 13安培有掣雙位電插座	0	0	0	0	0	0	0	0	0	0	0	0	2	0	0	
	13A Switched Single Socket Outlet Complete With Single USB Charging Outlet 13安培有掣單位電插座連單USB充電位	0	0	0	0	0	0	0	0	0	0	0	0	0	0	0	
	Lighting Point 燈位	0	0	0	0	0	0	0	0	0	0	0	0	2	0	0	
	TV/FM Outlet 電視/電台天線插座	0	0	0	0	0	0	0	0	0	0	0	0	1	0	0	
	Telephone Outlet 電話插座	0	0	0	0	0	0	0	0	0	0	0	0	1	0	0	
	Data Outlet 數據插座	0	0	0	0	0	0	0	0	0	0	0	0	1	0	0	
	Blank Plate (For Spare Telephone Outlet) 空白面板(供後備電話插座)	0	0	0	0	0	0	0	0	0	0	0	0	1	0	0	
	Blank Plate (For Spare Data Outlet) 空白面板(供後備數據插座)	0	0	0	0	0	0	0	0	0	0	0	0	1	0	0	
	Double Pole Switch (For Exhaust Fan) 雙極開關掣(供抽氣扇)	0	0	0	0	0	0	0	0	0	0	0	0	1	0	0	
	Lighting Switch 照明開關掣	0	0	0	0	0	0	0	0	0	0	0	0	4	0	0	
Switched Fused Spur Unit (For Air Conditioner) 有掣保險絲單元(供冷氣機)	0	0	0	0	0	0	0	0	0	0	0	0	1	0	0		
Bathroom 5 浴室 5	13A Single Socket Outlet 13安培單位電插座	0	0	0	0	0	0	0	0	0	0	0	0	1	0	0	
	Lighting Point 燈位	0	0	0	0	0	0	0	0	0	0	0	0	4	0	0	
	Switched Fused Connection Unit (For Exhaust Fan) 有掣保險絲接駁點(供抽氣扇)	0	0	0	0	0	0	0	0	0	0	0	0	1	0	0	
	Switched Fused Connection Unit (For Gas Water Heater) 有掣保險絲接駁點(供煤氣熱水爐)	0	0	0	0	0	0	0	0	0	0	0	0	0	0	0	

Note:
1. 4/F, 13/F, 14/F and 24/F are omitted.
2. “1,2,...” denotes the quantity of such provision(s) provided in the residential unit.
3. The following items were excluded in this schedule: wall mounted lighting at private lift lobby, cabinet LED strip light & mirror light at bathroom and cabinet LED strip light at kitchen.

備註：
1. 不設4樓、13樓、14樓及24樓。
2. “1、2、.....”表示提供於該住宅單位內的裝置數量。
3. 以上項目不包括：私人升降機大堂內的掛牆燈，浴室內的鏡櫃燈帶及廚房內的廚櫃燈帶。



Schedule of Mechanical & Electrical Provisions of Residential Units
住宅單位機電裝置位置及數量說明表

Tower 5 第5座																	
Location 位置	Description 描述	2/F 2樓				3/F, 5/F-12/F, 15/F-18/F 3樓、5樓至12樓、15樓至18樓				19/F & 20/F (Duplex) 19樓及20 樓(複式)	19/F 19樓				20/F & 21/F (Duplex) 20樓及21樓(複式)		
		A	B	C	D	A	B	C	D	A	B	C	D	B	C	D	
Air Conditioner Platform 冷氣機平台	Waterproof Type Double Pole Isolator (For Air Conditioner) 防水雙極隔離器(供冷氣機)	3	4	4	4	3	4	4	4	3	4	4	4	1	1	1	
Utility Platform 工作平台	Lighting Point 燈位	1	0	1	1	1	1	1	1	1	1	1	1	0	1	0	
Utility Room 工作間	13A Switched Single Socket Outlet 13安培有掣單位電插座	0	0	0	1	0	0	0	1	0	0	0	1	2	0	0	
	Switched Single Socket Outlet (For Washing Machine) 有掣單位電插座(供洗衣機)	0	1	0	1	0	1	0	1	1	1	0	0	0	1	1	
	Water Inlet Connection Point (For Washing Machine) 入水位連接點(供洗衣機)	0	1	0	1	0	1	0	1	1	1	0	0	0	1	1	
	Water Outlet Connection Point (For Washing Machine) 出水位連接點(供洗衣機)	0	1	0	1	0	1	0	1	1	1	0	0	0	1	1	
	13A Switched Twin Socket Outlet 13安培有掣雙位電插座	1	1	1	1	1	1	1	1	1	1	1	1	1	1	1	
	Lighting Point 燈位	1	1	1	1	1	1	1	1	1	1	1	1	1	1	1	
	TV/FM Outlet 電視/電台天線插座	1	1	1	1	1	1	1	1	1	1	1	1	1	1	1	
	Blank Plate (For Spare Telephone Outlet) 空白面板(供後備電話插座)	1	1	1	1	1	1	1	1	1	1	1	1	1	1	1	
	Blank Plate (For Spare Data Outlet) 空白面板(供後備數據插座)	1	1	1	1	1	1	1	1	1	1	1	1	1	1	1	
	Lighting Switch 照明開關掣	2	2	2	2	2	2	2	2	2	2	2	2	2	2	2	
	Double Pole Switch (For Exhaust Fan) 雙極開關掣(供抽氣扇)	1	1	1	1	1	1	1	1	1	1	1	1	1	1	1	
	Miniature Circuit Breaker Board 微型斷路器箱	1	1	1	1	1	1	1	1	1	1	1	1	1	1	1	
	Switched Fused Spur Unit (For Air Conditioner) 有掣保險絲單元(供冷氣機)	1	1	1	1	1	1	1	1	1	1	1	1	1	1	1	
Lavatory 洗手間	Switched Fused Connection Unit (For Exhaust Fan) 有掣保險絲接駁點(供抽氣扇)	1	1	1	1	1	1	1	1	1	1	1	1	1	1	1	
	Lighting Point 燈位	1	1	1	1	1	1	1	1	1	1	1	1	1	1	1	
Powder Room 客廳洗手間	Switched Fused Connection Unit (For Exhaust Fan) 有掣保險絲接駁點(供抽氣扇)	0	0	0	0	0	0	0	0	1	0	0	0	1	1	1	
	Lighting Point 燈位	0	0	0	0	0	0	0	0	4	0	0	0	5	5	5	

Note:
1. 4/F, 13/F, 14/F and 24/F are omitted.
2. “1,2,...” denotes the quantity of such provision(s) provided in the residential unit.
3. The following items were excluded in this schedule: wall mounted lighting at private lift lobby, cabinet LED strip light & mirror light at bathroom and cabinet LED strip light at kitchen.

備註：
1. 不設4樓、13樓、14樓及24樓。
2. “1、2、.....”表示提供於該住宅單位內的裝置數量。
3. 以上項目不包括：私人升降機大堂內的掛牆燈，浴室內的鏡櫃燈帶及廚房內的廚櫃燈帶。



Schedule of Mechanical & Electrical Provisions of Residential Units
住宅單位機電裝置位置及數量說明表

Tower 5 第5座																	
Location 位置	Description 描述	2/F 2樓				3/F, 5/F-12/F, 15/F-18/F 3樓、5樓至12樓、15樓至18樓				19/F & 20/F (Duplex) 19樓及20樓(複式)	19/F 19樓				20/F & 21/F (Duplex) 20樓及21樓(複式)		
		A	B	C	D	A	B	C	D	A	B	C	D	B	C	D	
Kitchen 廚房	Switched Single Socket Outlet (For Refrigerator) 有掣單位電插座(供雪櫃)	1	1	1	1	1	1	1	1	1	1	1	1	1	1	1	
	Switched Single Socket Outlet (For Wine Cellar) 有掣單位電插座(供酒櫃)	1	1	1	1	1	1	1	1	1	1	1	1	1	0	0	
	Switched Single Socket Outlet (For Coffee Machine) 有掣單位電插座(供咖啡機)	1	1	0	0	1	1	0	0	1	1	0	0	1	0	0	
	13A Switched Single Socket Outlet (For General Use) 13安培有掣單位電插座(供一般用途)	1	1	1	2	1	1	1	2	0	1	1	2	0	0	0	
	13A Switched Twin Socket Outlet (For General Use) 13安培有掣雙位電插座(供一般用途)	2	3	1	2	2	3	1	2	2	3	1	2	2	1	2	
	Lighting Point 燈位	5	5	5	4	5	5	5	4	9	5	4	3	11	8	6	
	Lighting Switch 照明開關掣	0	1	1	0	0	1	1	0	0	1	1	0	3	3	0	
	Switched Fused Connection Unit (For Gas Hob) 有掣保險絲接駁點(供煤氣煮食爐)	2	2	2	2	2	2	2	2	2	2	2	2	2	2	2	
	Connection Unit (For Microwave Oven) 接駁點(供微波爐)	1	1	1	1	1	1	1	1	1	1	1	1	1	1	1	
	Double Pole Switch (For Microwave Oven & Steam Oven) 雙控開關掣(供微波爐及蒸爐)	0	1	0	0	0	1	0	0	0	1	0	0	0	0	0	
	Switched Fused Connection Unit (For Microwave Oven) 有掣保險絲接駁點(供微波爐)	1	0	1	1	1	0	1	1	1	1	1	1	1	1	1	
	Switched Fused Connection Unit (For Steam Oven) 有掣保險絲接駁點(供蒸爐)	1	0	1	1	1	0	1	1	1	1	1	1	1	1	1	
	Connection Unit (For Steam Oven) 接駁點(供蒸爐)	1	1	1	1	1	1	1	1	1	1	1	1	1	1	1	
	Switched Fused Connection Unit (For Induction Hob) 有掣保險絲接駁點(供電磁煮食爐)	1	1	1	1	1	1	1	1	1	1	1	1	1	1	1	
	Triple Pole and Neutral Isolator (For Electric Water Heater) 三相隔離器(供電熱水爐)	1	0	0	0	1	0	0	0	1	0	0	0	1	1	1	
	Double Pole Switch (For Electric Water Heater) 雙極開關掣(供電熱水爐)	1	0	0	0	1	0	0	0	0	0	0	0	0	0	0	
	Double Pole Switch (For Exhaust Fan) 雙極開關掣(供抽氣扇)	0	0	0	0	0	0	0	0	0	0	0	0	0	1	0	
	Switched Fused Connection Unit (For Exhaust Fan) 有掣保險絲接駁點(供抽氣扇)	1	1	1	1	1	1	1	1	1	1	1	1	1	1	1	

Note:
1. 4/F, 13/F, 14/F and 24/F are omitted.
2. “1,2,...” denotes the quantity of such provision(s) provided in the residential unit.
3. The following items were excluded in this schedule: wall mounted lighting at private lift lobby, cabinet LED strip light & mirror light at bathroom and cabinet LED strip light at kitchen.

備註：
1. 不設4樓、13樓、14樓及24樓。
2. “1、2、.....”表示提供於該住宅單位內的裝置數量。
3. 以上項目不包括：私人升降機大堂內的掛牆燈，浴室內的鏡櫃燈帶及廚房內的廚櫃燈帶。



Schedule of Mechanical & Electrical Provisions of Residential Units
住宅單位機電裝置位置及數量說明表

Tower 5 第5座																	
Location 位置	Description 描述	2/F 2樓				3/F, 5/F-12/F, 15/F-18/F 3樓、5樓至12樓、15樓至18樓				19/F & 20/F (Duplex) 19樓及20樓(複式)	19/F 19樓				20/F & 21/F (Duplex) 20樓及21樓(複式)		
		A	B	C	D	A	B	C	D	A	B	C	D	B	C	D	
Kitchen 廚房	Switched Fused Connection Unit (For Gas Water Heater) 有掣保險絲接駁點(供煤氣熱水爐)	1	3	2	1	1	3	2	1	1	3	2	1	1	1	2	
	Switched Single Socket Outlet (For Electrical Flip Door) 有掣單位電插座(供電轉門)	1	1	1	1	1	1	1	1	1	1	1	1	1	1	1	
	Switched Single Socket Outlet (For Washing Machine) 有掣單位電插座(供洗衣機)	1	0	1	0	1	0	1	0	1	0	1	0	1	1	1	
	Switched Single Socket Outlet (For Dishwasher) 有掣單位電插座(供洗碗碟機)	1	1	0	0	1	1	0	0	1	1	0	0	1	1	1	
	Switched Fused Spur Unit (For Cooker Hood) 有掣保險絲單元(供抽油煙機)	1	1	1	1	1	1	1	1	1	1	1	1	1	1	1	
	Switched Single Socket Outlet (For Network Router) 有掣單位電插座(供路由器)	1	1	1	1	1	1	1	1	1	1	1	1	1	1	1	
	Data Outlet (For Network Router) 數據插座(供路由器)	1	1	1	1	1	1	1	1	1	1	1	1	1	1	1	
	Telephone Outlet (For Network Router) 電話插座(供路由器)	1	1	1	1	1	1	1	1	1	1	1	1	1	1	1	
	Video Door Phone 視像對講機	0	0	0	0	0	0	0	0	1	0	0	0	1	1	1	
	Door Bell 門鈴	1	1	1	1	1	1	1	1	1	1	1	1	1	1	1	
	Switched Fused Connection Unit (For Door Bell) 有掣保險絲接駁點(供門鈴)	1	1	1	1	1	1	1	1	1	1	1	1	1	1	1	
	Water Inlet Connection Point (Washing Machine) 入水位連接點(供洗衣機)	1	0	1	0	1	0	1	0	1	1	1	1	1	1	1	
	Water Outlet Connection Point (Washing Machine) 出水位連接點(供洗衣機)	1	0	1	0	1	0	1	0	1	1	1	1	1	1	1	
	Switched Fused Spur Unit (For Air Conditioner) 有掣保險絲單元(供冷氣機)	1	1	1	1	1	1	1	1	1	1	1	1	1	1	1	

Note:
1. 4/F, 13/F, 14/F and 24/F are omitted.
2. “1,2,...” denotes the quantity of such provision(s) provided in the residential unit.
3. The following items were excluded in this schedule: wall mounted lighting at private lift lobby, cabinet LED strip light & mirror light at bathroom and cabinet LED strip light at kitchen.

備註：
1. 不設4樓、13樓、14樓及24樓。
2. “1、2、.....”表示提供於該住宅單位內的裝置數量。
3. 以上項目不包括：私人升降機大堂內的掛牆燈，浴室內的鏡櫃燈帶及廚房內的廚櫃燈帶。



Schedule of Mechanical & Electrical Provisions of Residential Units
住宅單位機電裝置位置及數量說明表

Tower 5 第5座																	
Location 位置	Description 描述	2/F 2樓				3/F, 5/F-12/F, 15/F-18/F 3樓、5樓至12樓、15樓至18樓				19/F & 20/F (Duplex) 19樓及20 樓(複式)	19/F 19樓				20/F & 21/F (Duplex) 20樓及21樓(複式)		
		A	B	C	D	A	B	C	D	A	B	C	D	B	C	D	
Outdoor Pool 室外游泳池	Lighting Point 燈位	0	0	0	0	0	0	0	0	0	0	0	0	11	0	0	
	Waterproof Type 13A Switched Single Socket Outlet 防水13安培有掣單位電插座	0	0	0	0	0	0	0	0	0	0	0	0	2	0	0	
	Waterproof Type Triple Pole and Neutral Isolator 防水三相隔離器	0	0	0	0	0	0	0	0	0	0	0	0	1	0	0	
Flat Roof 平台	Waterproof Type 13A Switched Single Socket Outlet 防水13安培有掣單位電插座	0	0	0	0	0	0	0	0	0	0	0	0	0	0	0	
	Lighting Point 燈位	0	0	0	0	0	0	0	0	0	0	0	0	0	0	0	
Roof 天台	Waterproof Type 13A Switched Single Socket Outlet 防水13安培有掣單位電插座	0	0	0	0	0	0	0	0	0	0	0	0	3	2	2	
	Lighting Point 燈位	0	0	0	0	0	0	0	0	0	0	0	0	9	10	8	
Balcony 露台	Waterproof Type 13A Switched Single Socket Outlet 防水13安培有掣單位電插座	1	1	1	1	1	1	1	1	1	1	1	1	1	1	1	
	Lighting Point 燈位	2	2	1	2	2	2	1	2	2	2	1	2	2	1	1	
Family Room 家庭廳	Lighting Point 燈位	0	0	0	0	0	0	0	0	0	0	0	0	11	0	0	
	13A Switched Single Socket Outlet 13安培有掣單位電插座	0	0	0	0	0	0	0	0	0	0	0	0	1	0	0	
	13A Switched Twin Socket Outlet 13安培有掣雙位電插座	0	0	0	0	0	0	0	0	0	0	0	0	2	0	0	
	TV/FM Outlet 電視/電台天線插座	0	0	0	0	0	0	0	0	0	0	0	0	1	0	0	
	Telephone Outlet 電話插座	0	0	0	0	0	0	0	0	0	0	0	0	1	0	0	
	Data Outlet 數據插座	0	0	0	0	0	0	0	0	0	0	0	0	1	0	0	
	Lighting Switch 照明開關掣	0	0	0	0	0	0	0	0	0	0	0	0	4	0	0	
	Switched Fused Spur Unit (For Air Conditioner) 有掣保險絲單元(供冷氣機)	0	0	0	0	0	0	0	0	0	0	0	0	3	0	0	

Note:
1. 4/F, 13/F, 14/F and 24/F are omitted.
2. “1,2,...” denotes the quantity of such provision(s) provided in the residential unit.
3. The following items were excluded in this schedule: wall mounted lighting at private lift lobby, cabinet LED strip light & mirror light at bathroom and cabinet LED strip light at kitchen.

備註：
1. 不設4樓、13樓、14樓及24樓。
2. “1、2、.....”表示提供於該住宅單位內的裝置數量。
3. 以上項目不包括：私人升降機大堂內的掛牆燈，浴室內的鏡櫃燈帶及廚房內的廚櫃燈帶。



Schedule of Mechanical & Electrical Provisions of Residential Units
住宅單位機電裝置位置及數量說明表

Tower 6 第6座																		
Location 位置	Description 描述	2/F 2樓				3/F, 5/F-12/F, 15/F-18/F 3樓、5樓至12樓、15樓至18樓				19/F & 20/F (Duplex) 19樓及20樓 (複式)	19/F 19樓				20/F & 21/F (Duplex) 20樓及21樓 (複式)	20/F 20樓		21/F 21樓
		A	B	C	D	A	B	C	D	A	B	C	D	B	C	D	C	
Private Lift Lobby 私人升降機大堂	13A Switched Single Socket Outlet 13安培有掣單位電插座	1	1	1	1	1	1	1	1	1	1	1	1	1	1	1	1	
	Lighting Point 燈位	6	7	6	7	6	7	6	7	7	9	8	7	7	12	12	10	
	Door Bell Push Button 門鈴按鈕	1	1	1	1	1	1	1	1	1	1	1	1	1	1	1	1	
	Intercom 對講機	1	1	1	1	1	1	1	1	1	1	1	1	1	1	1	1	
	Switched Fused Spur Unit (For Air Conditioner) 有掣保險絲單元(供冷氣機)	1	1	1	1	1	1	1	1	1	1	1	1	1	1	1	1	
Entrance 門口	Door Bell Push Button 門鈴按鈕	1	1	1	1	1	1	1	1	1	1	1	1	1	1	1	1	
Living Room/Dining Room 客廳/飯廳	13A Switched Single Socket Outlet 13安培有掣單位電插座	2	2	2	2	2	2	2	2	4	2	2	2	4	1	1	3	
	13A Switched Twin Socket Outlet 13安培有掣雙位電插座	4	4	4	4	4	4	4	4	3	4	4	4	3	3	4	3	
	Lighting Point 燈位	6	6	6	6	6	6	6	6	14	6	6	6	13	5	6	14	
	TV/FM Outlet 電視/電台天線插座	2	2	2	2	2	2	2	2	2	2	2	2	1	2	2	2	
	Telephone Outlet 電話插座	2	2	2	2	2	2	2	2	2	2	2	2	1	2	2	2	
	Data Outlet 數據插座	3	3	3	3	3	3	3	3	3	3	3	3	3	3	3	3	
	Blank Plate (For Spare Telephone Outlet) 空白面板(供後備電話插座)	1	1	1	1	1	1	1	1	1	1	1	1	1	1	1	1	
	Blank Plate (For Spare Data Outlet) 空白面板(供後備數據插座)	0	0	0	0	0	0	0	0	0	0	0	0	0	0	0	0	
	Switched Single Socket Outlet (For Wine Cellar) 有掣單位電插座(供酒櫃)	0	0	0	0	0	0	0	0	1	0	0	0	0	0	0	0	
	Switched Single Socket Outlet (For Coffee Machine) 有掣單位電插座(供咖啡機)	0	0	0	0	0	0	0	0	1	0	0	0	0	0	0	0	
	Lighting Switch 照明開關掣	5	5	4	4	5	5	4	4	11	4	4	4	9	4	4	10	
	Video Door Phone 視像對講機	1	1	1	1	1	1	1	1	1	1	1	1	1	1	1	1	
	Double Pole Switch (For Exhaust Fan) 雙極開關掣(供抽氣扇)	1	1	1	1	1	1	1	1	1	1	1	1	1	1	1	2	
	Double Pole Switch (For Electric Water Heater) 雙極開關掣(供電熱水爐)	1	1	0	0	1	1	0	0	0	1	0	0	0	0	0	0	
	Switched Fused Spur Unit (For Electric Curtain) 有掣保險絲單元(供電窗簾)	2	2	2	2	2	2	2	2	4	2	2	2	4	0	0	4	
	Switched Fused Spur Unit (For Air Conditioner) 有掣保險絲單元(供冷氣機)	2	2	2	2	2	2	2	2	3	2	2	2	3	2	2	3	

Note:
1. 4/F, 13/F, 14/F and 24/F are omitted.
2. “1,2,...” denotes the quantity of such provision(s) provided in the residential unit.
3. The following items were excluded in this schedule: wall mounted lighting at private lift lobby, cabinet LED strip light & mirror light at bathroom and cabinet LED strip light at kitchen.

備註：
1. 不設4樓、13樓、14樓及24樓。
2. “1、2、.....”表示提供於該住宅單位內的裝置數量。
3. 以上項目不包括：私人升降機大堂內的掛牆燈，浴室內的鏡櫃燈帶及廚房內的廚櫃燈帶。



Schedule of Mechanical & Electrical Provisions of Residential Units
住宅單位機電裝置位置及數量說明表

Tower 6 第6座																		
Location 位置	Description 描述	2/F 2樓				3/F, 5/F-12/F, 15/F-18/F 3樓、5樓至12樓、15樓至18樓				19/F & 20/F (Duplex) 19樓及20樓 (複式)	19/F 19樓				20/F & 21/F (Duplex) 20樓及21樓 (複式)	20/F 20樓		21/F 21樓
		A	B	C	D	A	B	C	D	A	B	C	D	B	C	D	C	
Powder Room 客廳洗手間	Lighting Point 燈位	0	0	0	0	0	0	0	0	4	0	0	0	4	0	0	0	
	Double Pole Switch (For Exhaust Fan) 雙極開關掣(供抽氣扇)	0	0	0	0	0	0	0	0	1	0	0	0	1	0	0	0	
Store 儲物房	Lighting Point 燈位	0	0	0	0	0	0	0	0	0	0	0	0	2	0	0	0	
	13A Switched Single Socket Outlet 13安培有掣單位電插座	0	0	0	0	0	0	0	0	0	0	0	0	0	0	0	0	
	Switched Fused Spur Unit (For Air Conditioner) 有掣保險絲單元(供冷氣機)	0	0	0	0	0	0	0	0	0	0	0	0	1	0	0	0	
	Panic Alarm Button 緊急呼叫按鈕	0	0	0	0	0	0	0	0	0	0	0	0	0	0	0	0	
	Lighting Switch 照明開關掣	0	0	0	0	0	0	0	0	0	0	0	0	1	0	0	0	
Master Bedroom 主人睡房	13A Switched Single Socket Outlet 13安培有掣單位電插座	2	2	2	2	2	2	2	2	2	2	2	2	2	2	2	2	
	13A Switched Twin Socket Outlet 13安培有掣雙位電插座	1	1	1	1	1	1	1	1	1	1	1	1	1	1	1	1	
	13A Switched Single Socket Outlet Complete With Single USB Charging Outlet 13安培有掣單位電插座連單USB充電位	1	1	1	1	1	1	1	1	1	1	1	1	1	1	1	1	
	13A Switched Twin Socket Outlet Complete With Dual USB Charging Outlet 13安培有掣雙位電插座連雙USB充電位	1	1	1	1	1	1	1	1	1	1	1	1	1	1	1	1	
	Lighting Point 燈位	2	2	2	2	2	2	2	2	2	2	2	2	3	3	2	4	
	Panic Alarm Button 緊急呼叫按鈕	1	1	1	1	1	1	1	1	1	1	1	1	1	1	1	1	
	TV/FM Outlet 電視/電台天線插座	1	1	1	1	1	1	1	1	1	1	1	1	1	1	1	1	
	Telephone Outlet 電話插座	1	1	1	1	1	1	1	1	1	1	1	1	1	1	1	1	
	Data Outlet 數據插座	2	2	2	2	2	2	2	2	1	2	2	1	1	1	1	1	
	Blank Plate (For Spare Telephone Outlet) 空白面板(供後備電話插座)	1	1	1	1	1	1	1	1	1	1	1	1	1	1	1	1	
	Blank Plate (For Spare Data Outlet) 空白面板(供後備數據插座)	0	0	0	0	0	0	0	0	1	0	0	1	1	1	1	1	
	Double Pole Switch (For Exhaust Fan) 雙位雙極開關掣(供抽氣扇)	1	1	1	1	1	1	1	1	1	1	1	1	1	1	1	1	
	Fused Spur Unit (For Electric Curtain) 保險絲單元(供電窗簾)	2	2	2	2	2	2	2	2	2	2	2	2	2	0	0	2	
	Lighting Switch 照明開關掣	3	3	3	3	3	3	3	3	3	3	3	3	3	3	3	3	
	Switched Fused Spur Unit (For Air Conditioner) 有掣保險絲單元(供冷氣機)	1	1	1	1	1	1	1	1	1	1	1	1	1	1	1	1	

Note:
1. 4/F, 13/F, 14/F and 24/F are omitted.
2. “1,2,...” denotes the quantity of such provision(s) provided in the residential unit.
3. The following items were excluded in this schedule: wall mounted lighting at private lift lobby, cabinet LED strip light & mirror light at bathroom and cabinet LED strip light at kitchen.

備註：
1. 不設4樓、13樓、14樓及24樓。
2. “1、2、.....”表示提供於該住宅單位內的裝置數量。
3. 以上項目不包括：私人升降機大堂內的掛牆燈，浴室內的鏡櫃燈帶及廚房內的廚櫃燈帶。



Schedule of Mechanical & Electrical Provisions of Residential Units
住宅單位機電裝置位置及數量說明表

Tower 6 第6座																	
Location 位置	Description 描述	2/F 2樓				3/F, 5/F-12/F, 15/F-18/F 3樓、5樓至12樓、15樓至18樓				19/F & 20/F (Duplex) 19樓及20樓 (複式)	19/F 19樓			20/F & 21/F (Duplex) 20樓及21樓 (複式)	20/F 20樓		21/F 21樓
		A	B	C	D	A	B	C	D	A	B	C	D	B	C	D	C
Master Bathroom 主人浴室	13A Single Socket Outlet Complete With Dual USB Charging Outlet 13安培單位電插座連雙USB充電位	2	2	1	1	2	2	1	1	3	2	1	1	3	2	2	2
	Lighting Point 燈位	10	10	7	8	10	10	7	8	8	9	7	8	11	7	9	10
	13A Switched Single Socket Outlet 13安培有掣單位電插座	0	0	0	0	0	0	0	0	1	0	0	0	1	0	0	1
	Switched Fused Connection Unit (For Gas Water Heater) 有掣保險絲接駁點(供煤氣熱水爐)	0	0	1	1	0	0	1	1	0	0	1	1	1	1	1	1
	Switched Fused Connection Unit (For Exhaust Fan) 有掣保險絲接駁點(供抽氣扇)	1	1	1	1	1	1	1	1	1	1	1	1	1	1	1	1
	TV/FM Outlet 電視/電台天線插座	0	0	0	0	0	0	0	0	1	0	0	0	1	0	0	1
	Telephone Outlet 電話插座	0	0	0	0	0	0	0	0	0	0	0	0	1	0	0	1
	Data Outlet 數據插座	0	0	0	0	0	0	0	0	1	0	0	0	0	0	0	0
	Speaker 揚聲器	0	0	0	0	0	0	0	0	2	0	0	0	2	0	0	2
	Fused Connection Unit (For Thermo Ventilator) 保險絲接駁點(供浴室寶)	1	1	1	1	1	1	1	1	1	1	1	1	1	0	0	1

Note:
1. 4/F, 13/F, 14/F and 24/F are omitted.
2. “1,2,...” denotes the quantity of such provision(s) provided in the residential unit.
3. The following items were excluded in this schedule: wall mounted lighting at private lift lobby, cabinet LED strip light & mirror light at bathroom and cabinet LED strip light at kitchen.

備註：
1. 不設4樓、13樓、14樓及24樓。
2. “1、2、.....”表示提供於該住宅單位內的裝置數量。
3. 以上項目不包括：私人升降機大堂內的掛牆燈，浴室內的鏡櫃燈帶及廚房內的廚櫃燈帶。



Schedule of Mechanical & Electrical Provisions of Residential Units
住宅單位機電裝置位置及數量說明表

Tower 6 第6座																		
Location 位置	Description 描述	2/F 2樓				3/F, 5/F-12/F, 15/F-18/F 3樓、5樓至12樓、15樓至18樓				19/F & 20/F (Duplex) 19樓及20樓 (複式)	19/F 19樓				20/F & 21/F (Duplex) 20樓及21樓 (複式)	20/F 20樓		21/F 21樓
		A	B	C	D	A	B	C	D	A	B	C	D	B	C	D	C	
Bedroom 2 睡房 2	13A Switched Single Socket Outlet 13安培有掣單位電插座	1	1	1	1	1	1	1	1	3	2	2	2	2	2	2	2	
	13A Switched Twin Socket Outlet 13安培有掣雙位電插座	2	2	2	2	2	2	2	2	2	2	2	2	2	2	2	2	
	13A Switched Single Socket Outlet Complete With Single USB Charging Outlet 13安培有掣單位電插座連單USB充電位	1	1	1	1	1	1	1	1	0	1	1	1	0	1	1	0	
	Lighting Point 燈位	2	2	1	1	2	2	1	1	3	2	1	1	2	1	1	1	
	TV/FM Outlet 電視/電台天線插座	1	1	1	1	1	1	1	1	1	1	1	1	1	1	1	1	
	Telephone Outlet 電話插座	1	1	1	1	1	1	1	1	1	1	1	1	1	1	1	1	
	Data Outlet 數據插座	2	2	2	2	2	2	2	2	1	2	2	1	1	1	1	1	
	Blank Plate (For Spare Telephone Outlet) 空白面板(供後備電話插座)	1	1	1	1	1	1	1	1	1	1	1	1	1	1	1	1	
	Blank Plate (For Spare Data Outlet) 空白面板(供後備數據插座)	0	0	0	0	0	0	0	0	1	0	0	1	1	1	1	1	
	Double Pole Switch (For Exhaust Fan) 雙極開關掣(供抽氣扇)	1	1	1	1	1	1	1	1	1	1	1	1	1	1	1	0	
	Lighting Switch 照明開關掣	3	3	2	2	3	3	2	2	6	3	2	3	3	2	2	1	
	Switched Fused Spur Unit (For Air Conditioner) 有掣保險絲單元(供冷氣機)	1	1	1	1	1	1	1	1	1	1	1	1	1	1	1	1	
Bathroom 2 浴室 2	13A Single Socket Outlet 13安培單位電插座	1	1	1	1	1	1	1	1	1	1	1	1	1	1	1	1	
	Lighting Point 燈位	6	6	5	4	6	6	5	4	6	6	5	5	6	6	6	5	
	Switched Fused Connection Unit (For Exhaust Fan) 有掣保險絲接駁點(供抽氣扇)	1	1	1	1	1	1	1	1	1	1	1	1	1	1	1	1	
	Switched Fused Connection Unit (For Gas Water Heater) 有掣保險絲接駁點(供煤氣熱水爐)	0	0	0	0	0	0	0	0	1	0	0	0	1	0	0	0	
	Fused Connection Unit (For Thermo Ventilator) 保險絲接駁點(供浴室寶)	1	1	1	1	1	1	1	1	1	1	1	1	1	0	0	1	

Note:
1. 4/F, 13/F, 14/F and 24/F are omitted.
2. “1,2,...” denotes the quantity of such provision(s) provided in the residential unit.
3. The following items were excluded in this schedule: wall mounted lighting at private lift lobby, cabinet LED strip light & mirror light at bathroom and cabinet LED strip light at kitchen.

備註：
1. 不設4樓、13樓、14樓及24樓。
2. “1、2、.....”表示提供於該住宅單位內的裝置數量。
3. 以上項目不包括：私人升降機大堂內的掛牆燈，浴室內的鏡櫃燈帶及廚房內的廚櫃燈帶。



Schedule of Mechanical & Electrical Provisions of Residential Units
住宅單位機電裝置位置及數量說明表

Tower 6 第6座																	
Location 位置	Description 描述	2/F 2樓				3/F, 5/F-12/F, 15/F-18/F 3樓、5樓至12樓、15樓至18樓				19/F & 20/F (Duplex) 19樓及20樓 (複式)	19/F 19樓			20/F & 21/F (Duplex) 20樓及21樓 (複式)	20/F 20樓		21/F 21樓
		A	B	C	D	A	B	C	D	A	B	C	D	B	C	D	C
Bedroom 3 睡房 3	13A Switched Single Socket Outlet 13安培有掣單位電插座	1	1	0	0	1	1	0	0	4	2	0	0	2	0	0	2
	13A Switched Twin Socket Outlet 13安培有掣雙位電插座	2	2	0	0	2	2	0	0	2	2	0	0	2	0	0	2
	13A Switched Single Socket Outlet Complete With Single USB Charging Outlet 13安培有掣單位電插座連單USB充電位	1	1	0	0	1	1	0	0	0	0	0	0	0	0	0	0
	Lighting Point 燈位	2	2	0	0	2	2	0	0	3	2	0	0	1	0	0	2
	TV/FM Outlet 電視/電台天線插座	1	1	0	0	1	1	0	0	1	1	0	0	1	0	0	1
	Telephone Outlet 電話插座	1	1	0	0	1	1	0	0	1	1	0	0	1	0	0	1
	Data Outlet 數據插座	2	2	0	0	2	2	0	0	1	2	0	0	1	0	0	1
	Blank Plate (For Spare Telephone Outlet) 空白面板(供後備電話插座)	1	1	0	0	1	1	0	0	1	1	0	0	1	0	0	1
	Blank Plate (For Spare Data Outlet) 空白面板(供後備數據插座)	0	0	0	0	0	0	0	0	1	0	0	0	1	0	0	1
	Double Pole Switch (For Exhaust Fan) 雙極開關掣(供抽氣扇)	1	1	0	0	1	1	0	0	1	1	0	0	1	0	0	1
	Lighting Switch 照明開關掣	3	3	0	0	3	3	0	0	5	3	0	0	4	0	0	4
Switched Fused Spur Unit (For Air Conditioner) 有掣保險絲單元(供冷氣機)	1	1	0	0	1	1	0	0	1	1	0	0	1	0	0	1	
Bathroom 3 浴室 3	13A Single Socket Outlet 13安培單位電插座	1	1	0	0	1	1	0	0	1	1	0	0	1	0	0	1
	Lighting Point 燈位	5	5	0	0	5	5	0	0	6	5	0	0	4	0	0	6
	Switched Fused Connection Unit (For Exhaust Fan) 有掣保險絲接駁點(供抽氣扇)	1	1	0	0	1	1	0	0	1	1	0	0	1	0	0	1

Note:
1. 4/F, 13/F, 14/F and 24/F are omitted.
2. “1,2,...” denotes the quantity of such provision(s) provided in the residential unit.
3. The following items were excluded in this schedule: wall mounted lighting at private lift lobby, cabinet LED strip light & mirror light at bathroom and cabinet LED strip light at kitchen.

備註：
1. 不設4樓、13樓、14樓及24樓。
2. “1、2、.....”表示提供於該住宅單位內的裝置數量。
3. 以上項目不包括：私人升降機大堂內的掛牆燈，浴室內的鏡櫃燈帶及廚房內的廚櫃燈帶。



Schedule of Mechanical & Electrical Provisions of Residential Units
住宅單位機電裝置位置及數量說明表

Tower 6 第6座																		
Location 位置	Description 描述	2/F 2樓				3/F, 5/F-12/F, 15/F-18/F 3樓、5樓至12樓、15樓至18樓				19/F & 20/F (Duplex) 19樓及20樓 (複式)	19/F 19樓				20/F & 21/F (Duplex) 20樓及21樓 (複式)	20/F 20樓		21/F 21樓
		A	B	C	D	A	B	C	D	A	B	C	D	B	C	D	C	
Bedroom 4 睡房 4	13A Switched Single Socket Outlet 13安培有掣單位電插座	0	0	0	0	0	0	0	0	3	0	0	0	3	0	0	2	
	13A Switched Twin Socket Outlet 13安培有掣雙位電插座	0	0	0	0	0	0	0	0	1	0	0	0	2	0	0	2	
	13A Switched Single Socket Outlet Complete With Single USB Charging Outlet 13安培有掣單位電插座連單USB充電位	0	0	0	0	0	0	0	0	0	0	0	0	0	0	0	0	
	Lighting Point 燈位	0	0	0	0	0	0	0	0	2	0	0	0	2	0	0	2	
	TV/FM Outlet 電視/電台天線插座	0	0	0	0	0	0	0	0	1	0	0	0	1	0	0	1	
	Telephone Outlet 電話插座	0	0	0	0	0	0	0	0	1	0	0	0	1	0	0	1	
	Data Outlet 數據插座	0	0	0	0	0	0	0	0	1	0	0	0	1	0	0	1	
	Blank Plate (For Spare Telephone Outlet) 空白面板(供後備電話插座)	0	0	0	0	0	0	0	0	0	0	0	0	1	0	0	1	
	Blank Plate (For Spare Data Outlet) 空白面板(供後備數據插座)	0	0	0	0	0	0	0	0	0	0	0	0	1	0	0	1	
	Double Pole Switch (For Exhaust Fan) 雙極開關掣(供抽氣扇)	0	0	0	0	0	0	0	0	1	0	0	0	1	0	0	1	
	Lighting Switch 照明開關掣	0	0	0	0	0	0	0	0	5	0	0	0	4	0	0	4	
	Switched Fused Spur Unit (For Air Conditioner) 有掣保險絲單元(供冷氣機)	0	0	0	0	0	0	0	0	1	0	0	0	1	0	0	1	
Bathroom 4 浴室 4	13A Single Socket Outlet 13安培單位電插座	0	0	0	0	0	0	0	0	1	0	0	0	1	0	0	1	
	Lighting Point 燈位	0	0	0	0	0	0	0	0	6	0	0	0	5	0	0	6	
	Switched Fused Connection Unit (For Gas Water Heater) 有掣保險絲接駁點(供煤氣熱水爐)	0	0	0	0	0	0	0	0	0	0	0	0	1	0	0	0	
	Switched Fused Connection Unit (For Exhaust Fan) 有掣保險絲接駁點(供抽氣扇)	0	0	0	0	0	0	0	0	1	0	0	0	1	0	0	1	

Note:
1. 4/F, 13/F, 14/F and 24/F are omitted.
2. “1,2,...” denotes the quantity of such provision(s) provided in the residential unit.
3. The following items were excluded in this schedule: wall mounted lighting at private lift lobby, cabinet LED strip light & mirror light at bathroom and cabinet LED strip light at kitchen.

備註：
1. 不設4樓、13樓、14樓及24樓。
2. “1、2、.....”表示提供於該住宅單位內的裝置數量。
3. 以上項目不包括：私人升降機大堂內的掛牆燈，浴室內的鏡櫃燈帶及廚房內的廚櫃燈帶。

Schedule of Mechanical & Electrical Provisions of Residential Units
住宅單位機電裝置位置及數量說明表

Tower 6 第6座																		
Location 位置	Description 描述	2/F 2樓				3/F, 5/F-12/F, 15/F-18/F 3樓、5樓至12樓、15樓至18樓				19/F & 20/F (Duplex) 19樓及20樓 (複式)	19/F 19樓				20/F & 21/F (Duplex) 20樓及21樓 (複式)	20/F 20樓		21/F 21樓
		A	B	C	D	A	B	C	D	A	B	C	D	B	C	D	C	
Bedroom 5 睡房 5	13A Switched Single Socket Outlet 13安培有掣單位電插座	0	0	0	0	0	0	0	0	0	0	0	0	2	0	0	0	
	13A Switched Twin Socket Outlet 13安培有掣雙位電插座	0	0	0	0	0	0	0	0	0	0	0	0	2	0	0	0	
	13A Switched Single Socket Outlet Complete With Single USB Charging Outlet 13安培有掣單位電插座連單USB充電位	0	0	0	0	0	0	0	0	0	0	0	0	0	0	0	0	
	Lighting Point 燈位	0	0	0	0	0	0	0	0	0	0	0	0	2	0	0	0	
	TV/FM Outlet 電視/電台天線插座	0	0	0	0	0	0	0	0	0	0	0	0	1	0	0	0	
	Telephone Outlet 電話插座	0	0	0	0	0	0	0	0	0	0	0	0	1	0	0	0	
	Data Outlet 數據插座	0	0	0	0	0	0	0	0	0	0	0	0	1	0	0	0	
	Blank Plate (For Spare Telephone Outlet) 空白面板(供後備電話插座)	0	0	0	0	0	0	0	0	0	0	0	0	1	0	0	0	
	Blank Plate (For Spare Data Outlet) 空白面板(供後備數據插座)	0	0	0	0	0	0	0	0	0	0	0	0	1	0	0	0	
	Double Pole Switch (For Exhaust Fan) 雙極開關掣(供抽氣扇)	0	0	0	0	0	0	0	0	0	0	0	0	1	0	0	0	
	Lighting Switch 照明開關掣	0	0	0	0	0	0	0	0	0	0	0	0	4	0	0	0	
Switched Fused Spur Unit (For Air Conditioner) 有掣保險絲單元(供冷氣機)	0	0	0	0	0	0	0	0	0	0	0	0	1	0	0	0		
Bathroom 5 浴室 5	13A Single Socket Outlet 13安培單位電插座	0	0	0	0	0	0	0	0	0	0	0	0	1	0	0	0	
	Lighting Point 燈位	0	0	0	0	0	0	0	0	0	0	0	0	6	0	0	0	
	Switched Fused Connection Unit (For Exhaust Fan) 有掣保險絲接駁點(供抽氣扇)	0	0	0	0	0	0	0	0	0	0	0	0	1	0	0	0	

Note:
1. 4/F, 13/F, 14/F and 24/F are omitted.
2. “1,2,...” denotes the quantity of such provision(s) provided in the residential unit.
3. The following items were excluded in this schedule: wall mounted lighting at private lift lobby, cabinet LED strip light & mirror light at bathroom and cabinet LED strip light at kitchen.

備註：
1. 不設4樓、13樓、14樓及24樓。
2. “1、2、.....”表示提供於該住宅單位內的裝置數量。
3. 以上項目不包括：私人升降機大堂內的掛牆燈，浴室內的鏡櫃燈帶及廚房內的廚櫃燈帶。



Schedule of Mechanical & Electrical Provisions of Residential Units
住宅單位機電裝置位置及數量說明表

Tower 6 第6座																		
Location 位置	Description 描述	2/F 2樓				3/F, 5/F-12/F, 15/F-18/F 3樓、5樓至12樓、15樓至18樓				19/F & 20/F (Duplex) 19樓及20樓 (複式)	19/F 19樓				20/F & 21/F (Duplex) 20樓及21樓 (複式)	20/F 20樓		21/F 21樓
		A	B	C	D	A	B	C	D	A	B	C	D	B	C	D	C	
Air Conditioner Platform 冷氣機平台	Waterproof Type Double Pole Isolator (For Air Conditioner) 防水雙極隔離器(供冷氣機)	5	4	4	4	5	4	4	4	2	4	4	4	1	4	4	0	
Utility Platform 工作平台	Lighting Point 燈位	0	1	0	0	1	1	1	1	1	1	1	1	0	1	1	1	
Utility Room 工作間	Switched Single Socket Outlet (For Washing Machine) 有掣單位電插座(供洗衣機)	1	1	0	0	1	1	0	0	0	1	0	0	0	0	0	1	
	Water Inlet Connection Point (For Washing Machine) 入水位連接點(供洗衣機)	1	1	0	0	1	1	0	0	0	1	0	0	0	0	0	1	
	Water Outlet Connection Point (For Washing Machine) 出水位連接點(供洗衣機)	1	1	0	0	1	1	0	0	0	1	0	0	0	0	0	1	
	13A Switched Single Socket Outlet 13安培有掣單位電插座	0	0	0	0	0	0	0	0	0	1	0	0	0	0	0	0	
	13A Switched Twin Socket Outlet 13安培有掣雙位電插座	1	1	1	1	1	1	1	1	1	1	1	1	1	1	1	1	
	Lighting Point 燈位	1	1	1	1	1	1	1	1	1	1	1	1	1	1	1	1	
	TV/FM Outlet 電視/電台天線插座	1	1	1	1	1	1	1	1	1	1	1	1	1	1	1	1	
	Blank Plate (For Spare Telephone Outlet) 空白面板(供後備電話插座)	1	1	1	1	1	1	1	1	1	1	1	1	1	1	1	1	
	Blank Plate (For Spare Data Outlet) 空白面板(供後備數據插座)	1	1	1	1	1	1	1	1	1	1	1	1	1	1	1	1	
	Lighting Switch 照明開關掣	2	2	2	2	2	2	2	2	2	2	2	2	2	1	2	2	
	Double Pole Switch (For Exhaust Fan) 雙極開關掣(供抽氣扇)	1	1	1	1	1	1	1	1	1	1	1	1	1	1	1	1	
	Switched Fused Connection Unit (For Gas Water Heater) 有掣保險絲接駁點(供煤氣熱水爐)	0	0	0	0	0	0	0	0	0	0	0	0	0	0	0	0	
	Miniature Circuit Breaker Board 微型斷路器箱	1	1	1	1	1	1	1	1	1	1	1	1	1	1	1	1	
	Switched Fused Spur Unit (For Air Conditioner) 有掣保險絲單元(供冷氣機)	1	1	1	1	1	1	1	1	1	1	1	1	1	1	1	1	
Lavatory 洗手間	Switched Fused Connection Unit (For Exhaust Fan) 有掣保險絲接駁點(供抽氣扇)	1	1	1	1	1	1	1	1	1	1	1	1	1	1	1	1	
	Switched Fused Connection Unit (For Gas Water Heater) 有掣保險絲接駁點(供煤氣熱水爐)	0	0	0	0	0	0	0	0	0	0	0	0	1	0	0	0	
	Lighting Point 燈位	1	1	1	1	1	1	1	1	1	1	1	1	1	1	1	1	

Note:
1. 4/F, 13/F, 14/F and 24/F are omitted.
2. “1,2,...” denotes the quantity of such provision(s) provided in the residential unit.
3. The following items were excluded in this schedule: wall mounted lighting at private lift lobby, cabinet LED strip light & mirror light at bathroom and cabinet LED strip light at kitchen.

備註：
1. 不設4樓、13樓、14樓及24樓。
2. “1、2、.....”表示提供於該住宅單位內的裝置數量。
3. 以上項目不包括：私人升降機大堂內的掛牆燈，浴室內的鏡櫃燈帶及廚房內的廚櫃燈帶。



Schedule of Mechanical & Electrical Provisions of Residential Units
住宅單位機電裝置位置及數量說明表

Tower 6 第6座																		
Location 位置	Description 描述	2/F 2樓				3/F, 5/F-12/F, 15/F-18/F 3樓、5樓至12樓、15樓至18樓				19/F & 20/F (Duplex) 19樓及20樓 (複式)	19/F 19樓				20/F & 21/F (Duplex) 20樓及21樓 (複式)	20/F 20樓		21/F 21樓
		A	B	C	D	A	B	C	D	A	B	C	D	B	C	D	C	
Kitchen 廚房	Switched Single Socket Outlet (For Refrigerator) 有掣單位電插座(供雪櫃)	1	1	1	1	1	1	1	1	1	1	1	1	1	1	1	1	
	13A Switched Single Socket Outlet (For General Use) 13安培有掣單位電插座(供一般用途)	2	2	0	0	2	2	0	0	0	1	0	0	0	4	7	0	
	13A Switched Twin Socket Outlet (For General Use) 13安培有掣雙位電插座(供一般用途)	0	1	4	4	0	1	4	4	1	1	4	4	2	0	0	2	
	Lighting Point 燈位	7	7	7	7	7	7	7	7	8	7	7	7	13	7	7	10	
	Video Door Phone 視像對講機	0	0	0	0	0	0	0	0	1	0	0	0	1	0	0	1	
	Lighting Switch 照明開關掣	0	0	3	3	0	0	3	3	0	0	1	3	2	6	5	1	
	Switched Fused Connection Unit (For Gas Hob) 有掣保險絲接駁點(供煤氣煮食爐)	2	2	2	2	2	2	2	2	2	2	2	2	2	2	2	2	
	Connection Unit (For Microwave Oven) 接駁點(供微波爐)	1	1	1	1	1	1	1	1	1	1	1	1	1	1	1	1	
	Double Pole Switch (For Microwave Oven & Steam Oven) 雙極開關掣 (供微波爐及蒸爐)	1	1	1	1	1	1	1	1	1	1	1	1	1	1	1	1	
	Connection Unit (For Steam Oven) 接駁點(供蒸爐)	1	1	1	1	1	1	1	1	1	1	1	1	1	1	1	1	
	Connection Unit (For Induction Hob) 接駁點(供電磁煮食爐)	1	1	1	1	1	1	1	1	1	1	1	1	1	1	0	1	
	Triple Pole and Neutral Isolator (For Electric Water Heater) 三相隔離器(供電熱水爐)	1	1	0	0	1	1	0	0	0	1	0	0	0	0	0	0	
	Double Pole Switch (For BBQ Grill) 雙極開關掣(供燒烤爐)	0	0	0	0	0	0	0	0	1	0	0	0	1	0	0	1	
	Switched Fused Connection Unit (For Exhaust Fan) 有掣保險絲接駁點(供抽氣扇)	1	1	1	1	1	1	1	1	1	1	1	1	1	1	1	1	
	Double Pole Switch (For Exhaust Fan) 雙極開關掣(供抽氣扇)	0	0	2	2	0	0	2	2	1	1	1	1	1	1	1	1	
	Switched Fused Connection Unit (For Gas Water Heater) 有掣保險絲接駁點(供煤氣熱水爐)	2	2	1	1	2	2	1	1	1	2	1	1	2	1	1	1	
	Switched Single Socket Outlet (For Electrical Flip Door) 有掣單位電插座(供電轉門)	1	1	1	1	1	1	1	1	1	1	1	1	1	1	1	1	

Note:
1. 4/F, 13/F, 14/F and 24/F are omitted.
2. “1,2,...” denotes the quantity of such provision(s) provided in the residential unit.
3. The following items were excluded in this schedule: wall mounted lighting at private lift lobby, cabinet LED strip light & mirror light at bathroom and cabinet LED strip light at kitchen.

備註：
1. 不設4樓、13樓、14樓及24樓。
2. “1、2、.....”表示提供於該住宅單位內的裝置數量。
3. 以上項目不包括：私人升降機大堂內的掛牆燈，浴室內的鏡櫃燈帶及廚房內的廚櫃燈帶。



Schedule of Mechanical & Electrical Provisions of Residential Units
住宅單位機電裝置位置及數量說明表

Tower 6 第6座																		
Location 位置	Description 描述	2/F 2樓				3/F, 5/F-12/F, 15/F-18/F 3樓、5樓至12樓、15樓至18樓				19/F & 20/F (Duplex) 19樓及20樓 (複式)	19/F 19樓				20/F & 21/F (Duplex) 20樓及21樓 (複式)	20/F 20樓		21/F 21樓
		A	B	C	D	A	B	C	D	A	B	C	D	B	C	D	C	
Kitchen 廚房	13A Switched Single Socket Outlet (For Warming Drawer) 13安培有掣單位電插座(供暖櫃)	0	0	0	0	0	0	0	0	1	0	0	0	1	0	0	1	
	13A Switched Single Socket Outlet (For Coffee Machine) 13安培有掣單位電插座(供咖啡機)	1	1	0	0	1	1	0	0	1	1	0	0	1	0	0	1	
	Switched Single Socket Outlet (For Wine Cellar) 有掣單位電插座(供酒櫃)	1	1	1	1	1	1	1	1	0	1	1	1	1	1	1	1	
	Switched Single Socket Outlet (For For Washing Machine) 有掣單位電插座(供洗衣機)	0	0	1	1	0	0	1	1	1	0	1	1	1	1	1	1	
	Switched Single Socket Outlet (For Dishwasher) 有掣單位電插座(供洗碗碟機)	1	1	0	0	1	1	0	0	1	1	1	1	1	1	1	1	
	Switched Fused Spur Unit (For Cooker Hood) 有掣保險絲單元(供抽油煙機)	1	1	1	1	1	1	1	1	1	1	1	1	1	1	1	1	
	Switched Single Socket Outlet (For Network Router) 有掣單位電插座(供路由器)	1	1	1	1	1	1	1	1	1	1	1	1	1	1	1	1	
	Data Outlet (For Network Router) 數據插座(供路由器)	1	1	1	1	1	1	1	1	1	1	1	1	1	1	1	1	
	Telephone Outlet (For Network Router) 電話插座(供路由器)	1	1	1	1	1	1	1	1	1	1	1	1	1	1	1	1	
	Door Bell 門鈴	1	1	1	1	1	1	1	1	1	1	1	1	1	1	1	1	
	Switched Fused Connection Unit (For Door Bell) 有掣保險絲接駁點(供門鈴)	1	1	1	1	1	1	1	1	1	1	1	1	1	1	1	1	
	Water Inlet Connection Point (For Washing Machine) 入水位連接點(供洗衣機)	0	0	1	1	0	0	1	1	1	0	1	1	1	1	1	1	
	Water Outlet Connection Point (For Washing Machine) 出水位連接點(供洗衣機)	0	0	1	1	0	0	1	1	1	0	1	1	1	1	1	1	
	Switched Fused Spur Unit (For Air Conditioner) 有掣保險絲單元(供冷氣機)	1	1	1	1	1	1	1	1	1	1	1	1	1	1	1	1	

Note:
1. 4/F, 13/F, 14/F and 24/F are omitted.
2. “1,2,...” denotes the quantity of such provision(s) provided in the residential unit.
3. The following items were excluded in this schedule: wall mounted lighting at private lift lobby, cabinet LED strip light & mirror light at bathroom and cabinet LED strip light at kitchen.

備註：
1. 不設4樓、13樓、14樓及24樓。
2. “1、2、.....”表示提供於該住宅單位內的裝置數量。
3. 以上項目不包括：私人升降機大堂內的掛牆燈，浴室內的鏡櫃燈帶及廚房內的廚櫃燈帶。



Schedule of Mechanical & Electrical Provisions of Residential Units
住宅單位機電裝置位置及數量說明表

Tower 6 第6座																		
Location 位置	Description 描述	2/F 2樓				3/F, 5/F-12/F, 15/F-18/F 3樓、5樓至12樓、15樓至18樓				19/F & 20/F (Duplex) 19樓及20樓 (複式)	19/F 19樓				20/F & 21/F (Duplex) 20樓及21樓 (複式)	20/F 20樓		21/F 21樓
		A	B	C	D	A	B	C	D	A	B	C	D	B	C	D	C	
Family Room 家庭間	13A Switched Single Socket Outlet 13安培有掣單位電插座	0	0	0	0	0	0	0	0	0	0	0	0	1	0	0	0	
	13A Switched Twin Socket Outlet 13安培有掣雙位電插座	0	0	0	0	0	0	0	0	0	0	0	0	1	0	0	0	
	13A Switched Twin Socket Outlet Complete With Dual USB Charging Outlet 13安培有掣雙位電插座連雙USB充電位	0	0	0	0	0	0	0	0	0	0	0	0	1	0	0	0	
	Lighting Point 燈位	0	0	0	0	0	0	0	0	0	0	0	0	11	0	0	0	
	TV/FM Outlet 電視/電台天線插座	0	0	0	0	0	0	0	0	0	0	0	0	1	0	0	0	
	Telephone Outlet 電話插座	0	0	0	0	0	0	0	0	0	0	0	0	1	0	0	0	
	Data Outlet 數據插座	0	0	0	0	0	0	0	0	0	0	0	0	1	0	0	0	
	Lighting Switch 照明開關掣	0	0	0	0	0	0	0	0	0	0	0	0	4	0	0	0	
	Switched Fused Spur Unit (For Air Conditioner) 有掣保險絲單元(供冷氣機)	0	0	0	0	0	0	0	0	0	0	0	0	3	0	0	0	
Flat Roof 平台	Lighting Point 燈位	0	0	1	1	0	0	0	0	1	0	0	0	11	0	0	0	
	Waterproof Type 13A Switched Single Socket Outlet 防水13安培有掣單位電插座	0	0	1	1	0	0	0	0	1	0	0	0	2	0	0	0	
	Switched Fused Spur Unit (For Air Conditioner) 有掣保險絲單元(供冷氣機)	0	0	0	0	0	0	0	0	0	0	0	0	0	0	0	0	
Roof 天台	Waterproof Type 13A Switched Single Socket Outlet 防水13安培有掣單位電插座	0	0	0	0	0	0	0	0	3	0	0	0	10	0	0	2	
	Lighting Point 燈位	0	0	0	0	0	0	0	0	9	0	0	0	9	0	0	7	
Outdoor Pool 室外游泳池	Lighting Point 燈位	0	0	0	0	0	0	0	0	0	0	0	0	0	0	0	0	
	Waterproof Type 13A Switched Single Socket Outlet 防水13安培有掣單位電插座	0	0	0	0	0	0	0	0	0	0	0	0	0	0	0	0	
Balcony 露台	Waterproof Type 13A Switched Single Socket Outlet 防水13安培有掣單位電插座	1	1	0	0	1	1	1	1	1	1	1	1	1	1	1	1	
	Lighting Point 燈位	2	2	0	0	2	2	1	1	2	2	1	1	2	1	1	1	

Note:
1. 4/F, 13/F, 14/F and 24/F are omitted.
2. “1,2,...” denotes the quantity of such provision(s) provided in the residential unit.
3. The following items were excluded in this schedule: wall mounted lighting at private lift lobby, cabinet LED strip light & mirror light at bathroom and cabinet LED strip light at kitchen.

備註：
1. 不設4樓、13樓、14樓及24樓。
2. “1、2、.....”表示提供於該住宅單位內的裝置數量。
3. 以上項目不包括：私人升降機大堂內的掛牆燈，浴室內的鏡櫃燈帶及廚房內的廚櫃燈帶。



Schedule of Mechanical & Electrical Provisions of Residential Units
住宅單位機電裝置位置及數量說明表

Tower 7 第7座												
Location 位置	Description 描述	2/F 2樓			3/F, 5/F-12/F, 15/F-18/F 3樓、5樓至12樓、15樓至18樓			19/F & 20/F (Duplex) 19樓及20樓 (複式)	19/F 19樓			20/F & 21/F (Duplex) 20樓及21樓(複式)
		A	B	C	A	B	C	A	B	C	B	C
Private Lift Lobby 私人升降機大堂	13A Switched Single Socket Outlet 13安培有掣單位電插座	1	1	1	1	1	1	1	1	1	1	1
	Lighting Point 燈位	6	6	6	6	6	6	9	8	8	8	8
	Door Bell Push Button 門鈴按鈕	1	1	1	1	1	1	1	1	1	1	1
	Intercom 對講機	1	1	1	1	1	1	1	1	1	1	1
	Switched Fused Spur Unit (For Air Conditioner) 有掣保險絲單元(供冷氣機)	1	1	1	1	1	1	1	1	1	1	1
Entrance 門口	Door Bell Push Button 門鈴按鈕	1	1	1	1	1	1	1	1	1	1	1
Living Room/Dining Room 客廳/飯廳	13A Switched Single Socket Outlet 13安培有掣單位電插座	2	2	2	2	2	2	4	2	2	4	4
	13A Switched Twin Socket Outlet 13安培有掣雙位電插座	4	4	4	4	4	4	3	4	4	4	3
	Lighting Point 燈位	8	8	6	8	8	6	21	8	6	26	22
	TV/FM Outlet 電視/電台天線插座	2	2	2	2	2	2	2	2	2	3	2
	Telephone Outlet 電話插座	2	2	2	2	2	2	2	2	2	3	2
	Data Outlet 數據插座	3	3	3	3	3	3	3	3	3	3	3
	Blank Plate (For Spare Telephone Outlet) 空白面板(供後備電話插座)	1	1	1	1	1	1	1	1	1	1	1
	Blank Plate (For Spare Data Outlet) 空白面板(供後備數據插座)	0	0	0	0	0	0	0	0	0	0	0
	Switched Single Socket Outlet (For Wine Cellar) 有掣單位電插座(供酒櫃)	1	1	0	1	1	0	0	1	0	0	0
	Switched Single Socket Outlet (For Coffee Machine) 有掣單位電插座(供咖啡機)	1	1	0	1	1	0	0	1	0	0	0
	Lighting Switch 照明開關掣	6	6	5	6	6	5	10	1	1	16	13
	Video Door Phone 視像對講機	1	1	1	1	1	1	1	1	1	1	1
	Double Pole Switch (For Electric Water Heater) 雙極開關掣(供電熱水爐)	1	0	0	1	0	0	0	0	0	0	0
	Double Pole Switch (For Exhaust Fan) 雙極開關掣(供抽氣扇)	1	1	2	1	1	2	2	1	2	1	2
	Switched Fused Spur Unit (For Electric Curtain) 有掣保險絲單元(供電窗簾)	2	2	2	2	2	2	4	2	2	4	6
	Switched Fused Spur Unit (For Air Conditioner) 有掣保險絲單元(供冷氣機)	2	2	2	2	2	2	2	2	2	4	3

Note:
1. 4/F, 13/F, 14/F and 24/F are omitted.
2. “1,2,...” denotes the quantity of such provision(s) provided in the residential unit.
3. The following items were excluded in this schedule: wall mounted lighting at private lift lobby, cabinet LED strip light & mirror light at bathroom and cabinet LED strip light at kitchen.

備註：
1. 不設4樓、13樓、14樓及24樓。
2. “1、2、.....”表示提供於該住宅單位內的裝置數量。
3. 以上項目不包括：私人升降機大堂內的掛牆燈，浴室內的鏡櫃燈帶及廚房內的廚櫃燈帶。

Schedule of Mechanical & Electrical Provisions of Residential Units
住宅單位機電裝置位置及數量說明表

Tower 7 第7座												
Location 位置	Description 描述	2/F 2樓			3/F, 5/F-12/F, 15/F-18/F 3樓、5樓至12樓、15樓至18樓			19/F & 20/F (Duplex) 19樓及20樓 (複式)	19/F 19樓			20/F & 21/F (Duplex) 20樓及21樓(複式)
		A	B	C	A	B	C	A	B	C	B	C
Master Bedroom 主人睡房	13A Switched Single Socket Outlet 13安培有掣單位電插座	2	2	2	2	2	2	2	2	2	2	2
	13A Switched Twin Socket Outlet 13安培有掣雙位電插座	1	1	1	1	1	1	1	1	1	1	1
	13A Switched Single Socket Outlet Complete With Single USB Charging Outlet 13安培有掣單位電插座連單USB充電位	1	1	1	1	1	1	1	1	1	1	1
	13A Switched Twin Socket Outlet Complete With Dual USB Charging Outlet 13安培有掣雙位電插座連雙USB充電位	1	1	1	1	1	1	2	1	1	1	0
	Lighting Point 燈位	2	3	2	2	3	2	7	3	2	5	4
	Panic Alarm Button 緊急呼叫按鈕	1	1	1	1	1	1	1	1	1	1	1
	TV/FM Outlet 電視/電台天線插座	1	1	1	1	1	1	2	1	1	1	1
	Telephone Outlet 電話插座	1	1	1	1	1	1	2	1	1	1	1
	Data Outlet 數據插座	2	2	2	2	2	2	2	2	2	1	1
	Blank Plate (For Spare Telephone Outlet) 空白面板(供後備電話插座)	1	1	1	1	1	1	0	1	1	1	1
	Blank Plate (For Spare Data Outlet) 空白面板(供後備數據插座)	0	0	0	0	0	0	0	0	0	1	1
	Double Pole Switch (For Exhaust Fan) 雙極開關掣(供抽氣扇)	1	1	1	1	1	1	1	1	1	1	1
	Lighting Switch 照明開關掣	3	3	3	3	3	3	3	3	3	4	5
	Fused Spur Unit (For Electric Curtain) 保險絲單元(供電窗簾)	2	2	2	2	2	2	2	2	2	4	2
	Switched Fused Spur Unit (For Air Conditioner) 有掣保險絲單元(供冷氣機)	1	1	1	1	1	1	2	1	1	2	1
Master Bathroom 主人浴室	13A Single Socket Outlet Complete With Dual USB Charging Outlet 13安培單位電插座連雙USB充電位	2	2	1	2	2	1	3	2	1	2	2
	Floor Heating with thermostat 地熱連溫度控制器	0	0	0	0	0	0	1	0	0	1	1
	Lighting Point 燈位	9	10	6	9	10	6	9	9	5	10	9
	Switched Fused Connection Unit (For Gas Water Heater) 有掣保險絲接駁點(供煤氣熱水爐)	1	0	1	1	0	1	1	0	1	1	1
	Switched Fused Connection Unit (For Exhaust Fan) 有掣保險絲接駁點(供抽氣扇)	1	1	1	1	1	1	1	1	1	1	1
	Fused Connection Unit (For Thermo Ventilator) 保險絲接駁點(供浴室寶)	1	1	1	1	1	1	0	1	1	1	1

Note:
1. 4/F, 13/F, 14/F and 24/F are omitted.
2. “1,2,...” denotes the quantity of such provision(s) provided in the residential unit.
3. The following items were excluded in this schedule: wall mounted lighting at private lift lobby, cabinet LED strip light & mirror light at bathroom and cabinet LED strip light at kitchen.

備註：
1. 不設4樓、13樓、14樓及24樓。
2. “1、2、.....”表示提供於該住宅單位內的裝置數量。
3. 以上項目不包括：私人升降機大堂內的掛牆燈，浴室內的鏡櫃燈帶及廚房內的廚櫃燈帶。



Schedule of Mechanical & Electrical Provisions of Residential Units
住宅單位機電裝置位置及數量說明表

Tower 7 第7座												
Location 位置	Description 描述	2/F 2樓			3/F, 5/F-12/F, 15/F-18/F 3樓、5樓至12樓、15樓至18樓			19/F & 20/F (Duplex) 19樓及20樓 (複式)	19/F 19樓			20/F & 21/F (Duplex) 20樓及21樓(複式)
		A	B	C	A	B	C	A	B	C	B	C
Bathroom 浴室	13A Single Socket Outlet 13安培單位電插座	0	0	0	0	0	0	0	0	0	1	0
	Lighting Point 燈位	0	0	0	0	0	0	0	0	0	8	0
	Switched Fused Connection Unit (For Gas Water Heater) 有掣保險絲接駁點(供煤氣熱水爐)	0	0	0	0	0	0	0	0	0	0	0
	Switched Fused Connection Unit (For Exhaust Fan) 有掣保險絲接駁點(供抽氣扇)	0	0	0	0	0	0	0	0	0	1	0
Bedroom 2 睡房 2	13A Switched Single Socket Outlet 13安培有掣單位電插座	1	1	1	1	1	1	2	1	1	2	2
	13A Switched Twin Socket Outlet 13安培有掣雙位電插座	2	2	2	2	2	2	2	2	2	2	2
	13A Switched Single Socket Outlet Complete With Single USB Charging Outlet 13安培有掣單位電插座連單USB充電位	1	1	1	1	1	1	0	1	1	0	0
	Lighting Point 燈位	2	1	1	2	1	1	2	1	1	3	1
	TV/FM Outlet 電視/電台天線插座	1	1	1	1	1	1	1	1	1	1	1
	Telephone Outlet 電話插座	1	1	1	1	1	1	1	1	1	1	1
	Data Outlet 數據插座	2	2	2	2	2	2	1	2	2	1	1
	Blank Plate (For Spare Telephone Outlet) 空白面板(供後備電話插座)	1	1	1	1	1	1	1	1	1	1	1
	Blank Plate (For Spare Data Outlet) 空白面板(供後備數據插座)	0	0	0	0	0	0	1	0	0	1	1
	Double Pole Switch (For Exhaust Fan) 雙極開關掣(供抽氣扇)	1	1	1	1	1	1	0	1	1	1	1
	Lighting Switch 照明開關掣	2	2	2	2	2	2	5	2	2	3	3
	Fused Connection Unit (For Thermo Ventilator) 保險絲接駁點(供浴室寶)	0	0	0	0	0	0	1	0	0	1	1
	Switched Fused Spur Unit (For Air Conditioner) 有掣保險絲單元(供冷氣機)	1	1	1	1	1	1	1	1	1	1	1
Bathroom 2 浴室 2	13A Single Socket Outlet 13安培單位電插座	1	1	1	1	1	1	1	1	1	1	1
	Lighting Point 燈位	5	6	5	5	6	5	7	6	5	6	6
	Switched Fused Connection Unit (For Exhaust Fan) 有掣保險絲接駁點(供抽氣扇)	1	1	1	1	1	1	1	1	1	1	1
	Switched Fused Connection Unit (For Gas Water Heater) 有掣保險絲接駁點(供煤氣熱水爐)	0	1	0	0	1	0	0	1	0	0	0
	Fused Connection Unit (For Thermo Ventilator) 保險絲接駁點(供浴室寶)	1	1	1	1	1	1	0	1	1	1	0

Note:
1. 4/F, 13/F, 14/F and 24/F are omitted.
2. “1,2,...” denotes the quantity of such provision(s) provided in the residential unit.
3. The following items were excluded in this schedule: wall mounted lighting at private lift lobby, cabinet LED strip light & mirror light at bathroom and cabinet LED strip light at kitchen.

備註：
1. 不設4樓、13樓、14樓及24樓。
2. “1、2、.....”表示提供於該住宅單位內的裝置數量。
3. 以上項目不包括：私人升降機大堂內的掛牆燈，浴室內的鏡櫃燈帶及廚房內的廚櫃燈帶。



Schedule of Mechanical & Electrical Provisions of Residential Units
住宅單位機電裝置位置及數量說明表

Tower 7 第7座												
Location 位置	Description 描述	2/F 2樓			3/F, 5/F-12/F, 15/F-18/F 3樓、5樓至12樓、15樓至18樓			19/F & 20/F (Duplex) 19樓及20樓 (複式)	19/F 19樓			20/F & 21/F (Duplex) 20樓及21樓(複式)
		A	B	C	A	B	C	A	B	C	B	C
Bedroom 3 睡房 3	13A Switched Single Socket Outlet 13安培有掣單位電插座	1	1	0	1	1	0	2	1	0	2	2
	13A Switched Twin Socket Outlet 13安培有掣雙位電插座	2	2	0	2	2	0	2	2	0	2	2
	13A Switched Single Socket Outlet Complete With Single USB Charging Outlet 13安培有掣單位電插座連單USB充電位	1	1	0	1	1	0	1	1	0	0	0
	Lighting Point 燈位	2	3	0	2	3	0	2	3	0	2	2
	TV/FM Outlet 電視/電台天線插座	1	1	0	1	1	0	1	1	0	1	1
	Telephone Outlet 電話插座	1	1	0	1	1	0	1	1	0	1	1
	Data Outlet 數據插座	2	2	0	2	2	0	1	2	0	1	1
	Blank Plate (For Spare Telephone Outlet) 空白面板(供後備電話插座)	1	1	0	1	1	0	1	1	0	1	1
	Blank Plate (For Spare Data Outlet) 空白面板(供後備數據插座)	0	0	0	0	0	0	1	0	0	1	1
	Double Pole Switch (For Exhaust Fan) 雙極開關掣(供抽氣扇)	1	1	0	1	1	0	1	1	0	1	1
	Lighting Switch 照明開關掣	3	3	0	3	3	0	4	3	0	4	4
	Switched Fused Spur Unit (For Air Conditioner) 有掣保險絲單元(供冷氣機)	1	1	0	1	1	0	1	1	0	1	1
Bathroom 3 浴室 3	13A Single Socket Outlet 13安培單位電插座	1	1	0	1	1	0	1	1	0	1	1
	Lighting Point 燈位	6	5	0	6	5	0	6	5	0	7	4
	Switched Fused Connection Unit (For Exhaust Fan) 有掣保險絲接駁點(供抽氣扇)	1	1	0	1	1	0	1	1	0	1	1

Note:
1. 4/F, 13/F, 14/F and 24/F are omitted.
2. “1,2,...” denotes the quantity of such provision(s) provided in the residential unit.
3. The following items were excluded in this schedule: wall mounted lighting at private lift lobby, cabinet LED strip light & mirror light at bathroom and cabinet LED strip light at kitchen.

備註：
1. 不設4樓、13樓、14樓及24樓。
2. “1、2、.....”表示提供於該住宅單位內的裝置數量。
3. 以上項目不包括：私人升降機大堂內的掛牆燈，浴室內的鏡櫃燈帶及廚房內的廚櫃燈帶。



Schedule of Mechanical & Electrical Provisions of Residential Units
住宅單位機電裝置位置及數量說明表

Tower 7 第7座												
Location 位置	Description 描述	2/F 2樓			3/F, 5/F-12/F, 15/F-18/F 3樓、5樓至12樓、15樓至18樓			19/F & 20/F (Duplex) 19樓及20樓 (複式)	19/F 19樓			20/F & 21/F (Duplex) 20樓及21樓(複式)
		A	B	C	A	B	C	A	B	C	B	C
Bedroom 4 睡房 4	13A Switched Single Socket Outlet 13安培有掣單位電插座	0	0	0	0	0	0	4	0	0	2	0
	13A Switched Twin Socket Outlet 13安培有掣雙位電插座	0	0	0	0	0	0	2	0	0	2	0
	13A Switched Single Socket Outlet Complete With Single USB Charging Outlet 13安培有掣單位電插座連單USB充電位	0	0	0	0	0	0	0	0	0	0	0
	Lighting Point 燈位	0	0	0	0	0	0	2	0	0	2	0
	TV/FM Outlet 電視/電台天線插座	0	0	0	0	0	0	1	0	0	1	0
	Telephone Outlet 電話插座	0	0	0	0	0	0	1	0	0	1	0
	Data Outlet 數據插座	0	0	0	0	0	0	1	0	0	1	0
	Blank Plate (For Spare Telephone Outlet) 空白面板(供後備電話插座)	0	0	0	0	0	0	1	0	0	1	0
	Blank Plate (For Spare Data Outlet) 空白面板(供後備數據插座)	0	0	0	0	0	0	1	0	0	1	0
	Double Pole Switch (For Exhaust Fan) 雙極開關掣(供抽氣扇)	0	0	0	0	0	0	1	0	0	1	0
	Lighting Switch 照明開關掣	0	0	0	0	0	0	2	0	0	5	0
Bathroom 4 浴室 4	Switched Fused Spur Unit (For Air Conditioner) 有掣保險絲單元(供冷氣機)	0	0	0	0	0	0	1	0	0	1	0
	13A Single Socket Outlet 13安培單位電插座	0	0	0	0	0	0	1	0	0	1	0
	Lighting Point 燈位	0	0	0	0	0	0	5	0	0	7	0
	Switched Fused Connection Unit (For Exhaust Fan) 有掣保險絲接駁點(供抽氣扇)	0	0	0	0	0	0	1	0	0	1	0

Note:
1. 4/F, 13/F, 14/F and 24/F are omitted.
2. “1,2,...” denotes the quantity of such provision(s) provided in the residential unit.
3. The following items were excluded in this schedule: wall mounted lighting at private lift lobby, cabinet LED strip light & mirror light at bathroom and cabinet LED strip light at kitchen.

備註：
1. 不設4樓、13樓、14樓及24樓。
2. “1、2、.....”表示提供於該住宅單位內的裝置數量。
3. 以上項目不包括：私人升降機大堂內的掛牆燈，浴室內的鏡櫃燈帶及廚房內的廚櫃燈帶。



Schedule of Mechanical & Electrical Provisions of Residential Units
住宅單位機電裝置位置及數量說明表

Tower 7 第7座												
Location 位置	Description 描述	2/F 2樓			3/F, 5/F-12/F, 15/F-18/F 3樓、5樓至12樓、15樓至18樓			19/F & 20/F (Duplex) 19樓及20樓 (複式)	19/F 19樓			20/F & 21/F (Duplex) 20樓及21樓(複式)
		A	B	C	A	B	C	A	B	C	B	C
Bedroom 5 睡房 5	13A Switched Single Socket Outlet 13安培有掣單位電插座	0	0	0	0	0	0	0	0	0	2	0
	13A Switched Twin Socket Outlet 13安培有掣雙位電插座	0	0	0	0	0	0	0	0	0	2	0
	13A Switched Single Socket Outlet Complete With Single USB Charging Outlet 13安培有掣單位電插座連單USB充電位	0	0	0	0	0	0	0	0	0	0	0
	Lighting Point 燈位	0	0	0	0	0	0	0	0	0	1	0
	TV/FM Outlet 電視/電台天線插座	0	0	0	0	0	0	0	0	0	1	0
	Telephone Outlet 電話插座	0	0	0	0	0	0	0	0	0	1	0
	Data Outlet 數據插座	0	0	0	0	0	0	0	0	0	1	0
	Blank Plate (For Spare Telephone Outlet) 空白面板(供後備電話插座)	0	0	0	0	0	0	0	0	0	1	0
	Blank Plate (For Spare Data Outlet) 空白面板(供後備數據插座)	0	0	0	0	0	0	0	0	0	1	0
	Double Pole Switch (For Exhaust Fan) 雙極開關掣(供抽氣扇)	0	0	0	0	0	0	0	0	0	1	0
	Lighting Switch 照明開關掣	0	0	0	0	0	0	0	0	0	3	0
Bathroom 5 浴室 5	Switched Fused Spur Unit (For Air Conditioner) 有掣保險絲單元(供冷氣機)	0	0	0	0	0	0	0	0	0	1	0
	13A Single Socket Outlet 13安培單位電插座	0	0	0	0	0	0	0	0	0	2	0
	Lighting Point 燈位	0	0	0	0	0	0	0	0	0	7	0
Air Conditioner Platform 冷氣機平台	Switched Fused Connection Unit (For Exhaust Fan) 有掣保險絲接駁點(供抽氣扇)	0	0	0	0	0	0	0	0	0	1	0
	Waterproof Type Double Pole Isolator (For Air Conditioner) 防水雙極隔離器(供冷氣機)	5	5	4	5	5	4	0	5	4	0	0
Utility Platform 工作平台	Lighting Point 燈位	0	1	1	1	1	1	1	1	1	1	0

Note:
1. 4/F, 13/F, 14/F and 24/F are omitted.
2. “1,2,...” denotes the quantity of such provision(s) provided in the residential unit.
3. The following items were excluded in this schedule: wall mounted lighting at private lift lobby, cabinet LED strip light & mirror light at bathroom and cabinet LED strip light at kitchen.

備註：
1. 不設4樓、13樓、14樓及24樓。
2. “1、2、.....”表示提供於該住宅單位內的裝置數量。
3. 以上項目不包括：私人升降機大堂內的掛牆燈，浴室內的鏡櫃燈帶及廚房內的廚櫃燈帶。



Schedule of Mechanical & Electrical Provisions of Residential Units
住宅單位機電裝置位置及數量說明表

Tower 7 第7座												
Location 位置	Description 描述	2/F 2樓			3/F, 5/F-12/F, 15/F-18/F 3樓、5樓至12樓、15樓至18樓			19/F & 20/F (Duplex) 19樓及20樓 (複式)	19/F 19樓			20/F & 21/F (Duplex) 20樓及21樓(複式)
		A	B	C	A	B	C	A	B	C	B	C
Utility Room 工作間	Switched Single Socket Outlet (For Washing Machine) 有掣單位電插座(供洗衣機)	0	0	0	0	0	0	2	0	0	2	1
	Water Inlet Connection Point (For Washing Machine) 入水位連接點(供洗衣機)	0	0	0	0	0	0	2	0	0	2	1
	Water Outlet Connection Point (For Washing Machine) 出水位連接點(供洗衣機)	0	0	0	0	0	0	2	0	0	2	1
	13A Switched Single Socket Outlet 13安培有掣單位電插座	0	0	0	0	0	0	0	0	0	0	0
	13A Switched Twin Socket Outlet 13安培有掣雙位電插座	1	1	1	1	1	1	1	1	1	1	1
	Lighting Point 燈位	1	1	1	1	1	1	1	1	1	1	1
	TV/FM Outlet 電視/電台天線插座	1	1	1	1	1	1	1	1	1	1	1
	Blank Plate (For Spare Telephone Outlet) 空白面板(供後備電話插座)	1	1	1	1	1	1	1	1	1	0	1
	Blank Plate (For Spare Data Outlet) 空白面板(供後備數據插座)	1	1	1	1	1	1	1	1	1	0	1
	Lighting Switch 照明開關掣	2	2	2	2	2	2	2	2	2	2	2
	Double Pole Switch (For Exhaust Fan) 雙極開關掣(供抽氣扇)	1	1	1	1	1	1	1	1	1	1	1
	Switched Fused Connection Unit (For Gas Water Heater) 有掣保險絲接駁點(供煤氣熱水爐)	0	0	0	0	0	0	0	0	0	0	0
Lavatory 洗手間	Miniature Circuit Breaker Board 微型斷路器箱	1	1	1	1	1	1	1	1	1	1	1
	Switched Fused Spur Unit (For Air Conditioner) 有掣保險絲單元(供冷氣機)	1	1	1	1	1	1	2	1	1	1	1
	Switched Fused Connection Unit (For Exhaust Fan) 有掣保險絲接駁點(供抽氣扇)	1	1	1	1	1	1	1	1	1	1	1
Powder Room 客廳洗手間	Lighting Point 燈位	1	1	1	1	1	1	1	1	1	1	1
	Switched Fused Connection Unit (For Exhaust Fan) 有掣保險絲接駁點(供抽氣扇)	0	0	0	0	0	0	1	0	0	0	1
	Switched Fused Connection Unit (For Gas Water Heater) 有掣保險絲接駁點(供煤氣熱水爐)	0	0	0	0	0	0	0	0	0	0	0
	Lighting Point 燈位	0	0	0	0	0	0	2	0	0	0	4

Note:
1. 4/F, 13/F, 14/F and 24/F are omitted.
2. “1,2,...” denotes the quantity of such provision(s) provided in the residential unit.
3. The following items were excluded in this schedule: wall mounted lighting at private lift lobby, cabinet LED strip light & mirror light at bathroom and cabinet LED strip light at kitchen.

備註：
1. 不設4樓、13樓、14樓及24樓。
2. “1、2、.....”表示提供於該住宅單位內的裝置數量。
3. 以上項目不包括：私人升降機大堂內的掛牆燈，浴室內的鏡櫃燈帶及廚房內的廚櫃燈帶。



Schedule of Mechanical & Electrical Provisions of Residential Units
住宅單位機電裝置位置及數量說明表

Tower 7 第7座												
Location 位置	Description 描述	2/F 2樓			3/F, 5/F-12/F, 15/F-18/F 3樓、5樓至12樓、15樓至18樓			19/F & 20/F (Duplex) 19樓及20樓 (複式)	19/F 19樓			20/F & 21/F (Duplex) 20樓及21樓(複式)
		A	B	C	A	B	C	A	B	C	B	C
Kitchen 廚房	Switched Single Socket Outlet (For Refrigerator) 有掣單位電插座 (供雪櫃)	1	1	1	1	1	1	1	1	1	1	1
	13A Switched Single Socket Outlet (For General Use) 13安培有掣單位電插座(供一般用途)	0	0	0	0	0	0	1	0	0	0	0
	13A Switched Twin Socket Outlet (For General Use) 13安培有掣雙位電插座(供一般用途)	4	4	3	4	4	3	4	4	3	2	2
	Lighting Point 燈位	5	5	4	5	5	4	6	4	4	13	6
	Lighting Switch 照明開關掣	0	1	1	0	1	1	0	1	1	1	0
	Switched Fused Connection Unit (For Gas Hob) 有掣保險絲接駁點(供煤氣煮食爐)	2	2	2	2	2	2	2	2	2	2	2
	Connection Unit (For Microwave Oven) 接駁點(供微波爐)	1	1	1	1	1	1	1	1	1	1	1
	Switched Fuse Connection Unit (For Microwave Oven) 有掣保險絲接駁點(供微波爐)	1	1	1	1	1	1	1	1	1	1	1
	Switched Fuse Connection Unit (For Steam Oven) 有掣保險絲接駁點(供蒸爐)	1	1	1	1	1	1	1	1	1	1	1
	Connection Unit (For Steam Oven) 接駁點(供蒸爐)	1	1	1	1	1	1	1	1	1	1	1
	Switched Fuse Connection Unit (For Induction Hob) 有掣保險絲接駁點(供電磁煮食爐)	1	1	1	1	1	1	1	1	1	1	1
	Triple Pole and Neutral Isolator (For Electric Water Heater) 三相隔離器(供電熱水爐)	1	0	0	1	0	0	0	0	0	0	0
	Double Pole Switch (For Electric Water Heater) 雙極開關掣(供電熱水爐)	0	0	0	0	0	0	0	0	0	0	0
	Switched Fused Connection Unit (For Exhaust Fan) 有掣保險絲接駁點(供抽氣扇)	1	1	1	1	1	1	1	1	1	1	1
	Switched Fused Connection Unit (For Gas Water Heater) 有掣保險絲接駁點(供煤氣熱水爐)	2	2	1	2	2	1	1	2	1	3	2
	Switched Single Socket Outlet (For Electrical Flip Door) 有掣單位電插座(供電轉門)	1	1	1	1	1	1	1	1	1	1	1
	Switched Single Socket Outlet (For Washing Machine) 有掣單位電插座(供洗衣機)	1	1	1	1	1	1	1	1	1	0	0

Note:
1. 4/F, 13/F, 14/F and 24/F are omitted.
2. “1,2,...” denotes the quantity of such provision(s) provided in the residential unit.
3. The following items were excluded in this schedule: wall mounted lighting at private lift lobby, cabinet LED strip light & mirror light at bathroom and cabinet LED strip light at kitchen.

備註：
1. 不設4樓、13樓、14樓及24樓。
2. “1、2、.....”表示提供於該住宅單位內的裝置數量。
3. 以上項目不包括：私人升降機大堂內的掛牆燈，浴室內的鏡櫃燈帶及廚房內的廚櫃燈帶。



Schedule of Mechanical & Electrical Provisions of Residential Units
住宅單位機電裝置位置及數量說明表

Tower 7 第7座												
Location 位置	Description 描述	2/F 2樓			3/F, 5/F-12/F, 15/F-18/F 3樓、5樓至12樓、15樓至18樓			19/F & 20/F (Duplex) 19樓及20樓 (複式)	19/F 19樓			20/F & 21/F (Duplex) 20樓及21樓(複式)
		A	B	C	A	B	C	A	B	C	B	C
Kitchen 廚房	Switched Single Socket Outlet (For Dishwasher) 有掣單位電插座(供洗碗碟機)	1	1	0	1	1	0	1	1	0	1	1
	Switched Fused Spur Unit (For Cooker Hood) 有掣保險絲單元(供抽油煙機)	1	1	1	1	1	1	1	1	1	2	1
	Switched Single Socket Outlet (For Network Router) 有掣單位電插座(供路由器)	1	1	1	1	1	1	1	1	1	0	0
	Data Outlet (For Network Router) 數據插座(供路由器)	1	1	1	1	1	1	1	1	1	1	1
	Telephone Outlet (For Network Router) 電話插座(供路由器)	1	1	1	1	1	1	1	1	1	1	1
	Door Bell 門鈴	1	1	1	1	1	1	1	1	1	1	1
	Switched Fused Connection Unit (For Door Bell) 有掣保險絲接駁點(供門鈴)	1	1	1	1	1	1	1	1	1	1	1
	Water Inlet Connection Point (For Washing Machine) 入水位連接點(供洗衣機)	1	1	1	1	1	1	1	1	1	0	0
	Water Outlet Connection Point (For Washing Machine) 出水位連接點(供洗衣機)	1	1	1	1	1	1	1	1	1	0	0
	Switched Fused Spur Unit (For Air Conditioner) 有掣保險絲單元(供冷氣機)	1	1	1	1	1	1	2	1	1	1	1

Note:
1. 4/F, 13/F, 14/F and 24/F are omitted.
2. “1,2,...” denotes the quantity of such provision(s) provided in the residential unit.
3. The following items were excluded in this schedule: wall mounted lighting at private lift lobby, cabinet LED strip light & mirror light at bathroom and cabinet LED strip light at kitchen.

備註：
1. 不設4樓、13樓、14樓及24樓。
2. “1、2、.....”表示提供於該住宅單位內的裝置數量。
3. 以上項目不包括：私人升降機大堂內的掛牆燈，浴室內的鏡櫃燈帶及廚房內的廚櫃燈帶。



Schedule of Mechanical & Electrical Provisions of Residential Units
住宅單位機電裝置位置及數量說明表

Tower 7 第7座												
Location 位置	Description 描述	2/F 2樓			3/F, 5/F-12/F, 15/F-18/F 3樓、5樓至12樓、15樓至18樓			19/F & 20/F (Duplex) 19樓及20樓 (複式)	19/F 19樓			20/F & 21/F (Duplex) 20樓及21樓(複式)
		A	B	C	A	B	C	A	B	C	B	C
Family Room 家庭廳	Lighting Switch 照明開關掣	0	0	0	0	0	0	0	0	0	1	0
	13A Switched Single Socket Outlet 13安培有掣單位電插座	0	0	0	0	0	0	0	0	0	1	0
	13A Switched Twin Socket Outlet 13安培有掣雙位電插座	0	0	0	0	0	0	0	0	0	2	0
	13A Switched Twin Socket Outlet Complete With Dual USB Charging Outlet 13安培有掣雙位電插座連雙USB充電位	0	0	0	0	0	0	0	0	0	1	0
	Switched Fused Spur Unit (For Air Conditioner) 有掣保險絲單元(供冷氣機)	0	0	0	0	0	0	0	0	0	3	0
	TV/FM Outlet 電視/電台天線插座	0	0	0	0	0	0	0	0	0	1	0
	Telephone Outlet 電話插座	0	0	0	0	0	0	0	0	0	1	0
	Data Outlet 數據插座	0	0	0	0	0	0	0	0	0	1	0
	Lighting Point 燈位	0	0	0	0	0	0	0	0	0	11	0
Balcony 露台	Waterproof Type 13A Switched Single Socket Outlet 防水13安培有掣單位電插座	1	1	1	1	1	1	1	1	1	1	1
	Lighting Point 燈位	2	2	1	2	2	1	2	2	1	2	1
Flat Roof 平台	Waterproof Type 13A Switched Single Socket Outlet 防水13安培有掣單位電插座	0	0	0	0	0	0	0	0	0	2	0
	Lighting Point 燈位	0	0	0	0	0	0	0	0	0	13	0
Roof 天台	Waterproof Type 13A Switched Single Socket Outlet 防水13安培有掣單位電插座	0	0	0	0	0	0	0	0	0	2	2
	Lighting Point 燈位	0	0	0	0	0	0	0	0	0	9	5
Pool Deck 游泳池畔	Lighting Point 燈位	0	0	0	0	0	0	0	0	0	0	0
	Waterproof Type 13A Switched Single Socket Outlet 防水13安培有掣單位電插座	0	0	0	0	0	0	0	0	0	0	0
	Waterproof Type Triple Pole and Neutral Isolator 防水三相隔離器	0	0	0	0	0	0	0	0	0	1	0
Outdoor Pool 室外游泳池	Waterproof Type 13A Switched Single Socket Outlet 防水13安培有掣單位電插座	0	0	0	0	0	0	0	0	0	0	0
	Lighting Point 燈位	0	0	0	0	0	0	0	0	0	0	0
	Lighting Switch 照明開關掣	0	0	0	0	0	0	0	0	0	0	0

Note:
1. 4/F, 13/F, 14/F and 24/F are omitted.
2. “1,2,...” denotes the quantity of such provision(s) provided in the residential unit.
3. The following items were excluded in this schedule: wall mounted lighting at private lift lobby, cabinet LED strip light & mirror light at bathroom and cabinet LED strip light at kitchen.

備註：
1. 不設4樓、13樓、14樓及24樓。
2. “1、2、.....”表示提供於該住宅單位內的裝置數量。
3. 以上項目不包括：私人升降機大堂內的掛牆燈，浴室內的鏡櫃燈帶及廚房內的廚櫃燈帶。



SERVICE AGREEMENTS 服務協議

Potable and flushing water is supplied by Water Supplies Department.

Electricity is supplied by CLP Power Hong Kong Limited.

Towngas is supplied by The Hong Kong and China Gas Company Limited.

食水及沖廁水由水務署供應。

電力由中華電力有限公司供應。

煤氣由香港中華煤氣有限公司供應。

GOVERNMENT RENT 地稅

The Vendor is liable for the Government rent payable for the specified residential property from the date of the Land Grant up to and including the date of the assignment of that specified residential property.

賣方有法律責任繳付指明住宅物業由批地文件之日期起計直至及包括該指明住宅物業之轉讓契日期之地稅。

MISCELLANEOUS PAYMENTS BY PURCHASER 買方的雜項付款

On the delivery of the vacant possession of the specified residential property to the purchaser, the purchaser is liable to reimburse the Vendor for the deposits for water, electricity and gas; and on that delivery, the purchaser is not liable to pay to the Vendor a debris removal fee.

Note:

Upon that delivery, the purchaser is liable to pay a debris removal fee to the Manager (not the Vendor) of the Development under the deed of mutual covenant, and where the Vendor has paid that debris removal fee, the purchaser shall reimburse the Vendor for the same.

在向買方交付指明住宅物業在空置情況下的管有權時，買方須負責向賣方補還水、電力及氣體的按金；及在交付時，買方不須向賣方支付清理廢料的費用。

註：

在交付時，買方須根據公契向發展項目的管理人（而非賣方）支付清理廢料的費用，而如賣方已支付清理廢料的費用，買方須向賣方補還清理廢料的費用。

DEFECT LIABILITY WARRANTY PERIOD 欠妥之處的保養責任期

The Vendor shall, at its own cost and as soon as reasonably practicable after receipt of a written notice served by the purchaser within 6 months after the date of completion of the sale and purchase of the specified residential property, remedy any defects to the residential property, or the fittings, finishes or appliances incorporated into the residential property as set out in the agreement for sale and purchase, caused otherwise than by the act or neglect of the purchaser.

凡住宅物業或於買賣合約列出裝設於住宅物業內的裝置、裝修物料或設備有欠妥之處，而該欠妥之處並非由買方行為或疏忽造成，則賣方在接獲買方在指明住宅物業之買賣成交日期後的6個月內送達的書面通知後，須於合理地切實可行的範圍內，盡快自費作出補救。



The Land Grant requires the owners of the residential properties in the Development to maintain slopes at their own cost.

A. Terms of the Requirement

Special Condition No.(30)(a) of the Land Grant stipulates that:

“ Where there is or has been any cutting away, removal or setting back of any land, or any building-up or filling-in or any slope treatment works of any kind whatsoever, whether with or without the prior written consent of the Director, either within the lot or on any Government land, which is or was done for the purpose of or in connection with the formation, levelling or development of the lot or any part thereof or any other works required to be done by the Purchaser under these Conditions, or for any other purpose, the Purchaser shall at his own expense carry out and construct such slope treatment works, retaining walls or other support, protection, drainage or ancillary or other works as shall or may then or at any time thereafter be necessary to protect and support such land within the lot and also any adjacent or adjoining Government or leased land and to obviate and prevent any falling away, landslip or subsidence occurring thereafter. The Purchaser shall at all times during the term hereby agreed to be granted maintain at his own expense the said land, slope treatment works, retaining walls or other support, protection, drainage or ancillary or other works in good and substantial repair and condition to the satisfaction of the Director.”

B. Each of the owners is obliged to contribute towards the costs of the maintenance works.

C. A plan showing the slope and the retaining wall or related structures constructed, or to be constructed, within or outside the land on which the Development is situated.

Please refer to the plan at page 283 of this Sales Brochure.

D. Under the Deed of Mutual Covenant, the manager of the Development has the owners’ authority to carry out the maintenance works.

Clause (3:02:01)(ap) of the latest draft Deed of Mutual Covenant stipulates that:

“ Save and except as otherwise expressly provided in this Deed and the provisions of the Ordinance, the Manager shall be responsible for and shall have full authority to do all such acts and things as may be necessary or requisite for and in connection with the proper and efficient management of the Development, including in particular but without in any way limiting the generality of the foregoing :-

(ap) to engage suitable qualified personnel to inspect, keep and maintain in good substantial repair and condition and carry out any necessary works in respect of the Slope and Retaining Structures in compliance with the Government Grant and in particular in accordance with the Geoguide 5 - Guide to Slope Maintenance issued by the Geotechnical Engineering Office (as amended or substituted from time to time) and the Maintenance Manual for the Slope and Retaining Structures and all guidelines issued from time to time by the appropriate Government department regarding the maintenance of the Slope and Retaining Structures. For this purpose, the Manager shall have the right to demand from the Owners, and the Owners shall be liable to pay, such contributions to all the costs lawfully incurred or to be incurred in carrying out such maintenance and repair and any other works in respect of the Slope and Retaining Structures by way of a lump sum or instalments or otherwise as the Manager shall decide but without prejudice to the Manager’s right to apply the general or any parts of the Management Fund referred to in Clause (3:06) as the Manager may deem fit towards payment of the costs or any part thereof Provided that the Manager shall not be made personally liable for carrying out any such requirements in respect of the Slope and Retaining Structures under the conditions of the Government Grant which shall remain the responsibility of the Owners if, having used all reasonable endeavours, the Manager has not been able to collect the costs of the required works from all Owners. For the purpose of this Clause, the Manager shall include the Owners’ Committee and the Corporation (if formed);”

根據批地文件的規定，該發展項目中的住宅物業的擁有人須自費維修斜坡。

A. 有關規定的條款

批地文件特別條款第(30)(a)條規定：

「如該地段或任何政府土地內現時或以往曾經進行過任何削土、移土或土地後移工程、或堆積或堆填或任何類型的斜坡處理工程，不論事前是否獲署長書面同意，而該等工程是為了或關乎該地段或其任何部分的形成、平整或發展的目的或買方按此等條款而須要完成的工程的目的或其他任何的目的，買方須自費進行及建造現時或將來不時需要的該等斜坡處理工程、護土牆或其他支撐、防護、排水或附屬或其他工程，以保護和支撐該地段內的土地及任何相鄰或毗鄰的政府土地或已批租土地，同時避免及防止其後發生滑土、山泥傾瀉或地陷。買方應時刻在批地文件協定的整個批租年期內自費保養上述土地、斜坡處理工程、護土牆或其他支撐、防護、排水或附屬或其他工程，以保持其良好充足的維修狀態，以使署長滿意。」

B. 每名擁有人均須分擔維修工程的費用。

C. 顯示該斜坡及已經或將會在該發展項目所位於的土地之內或之外建造的任何護土牆或有關構築物的圖則。

請參閱本售樓說明書第283頁之圖則。

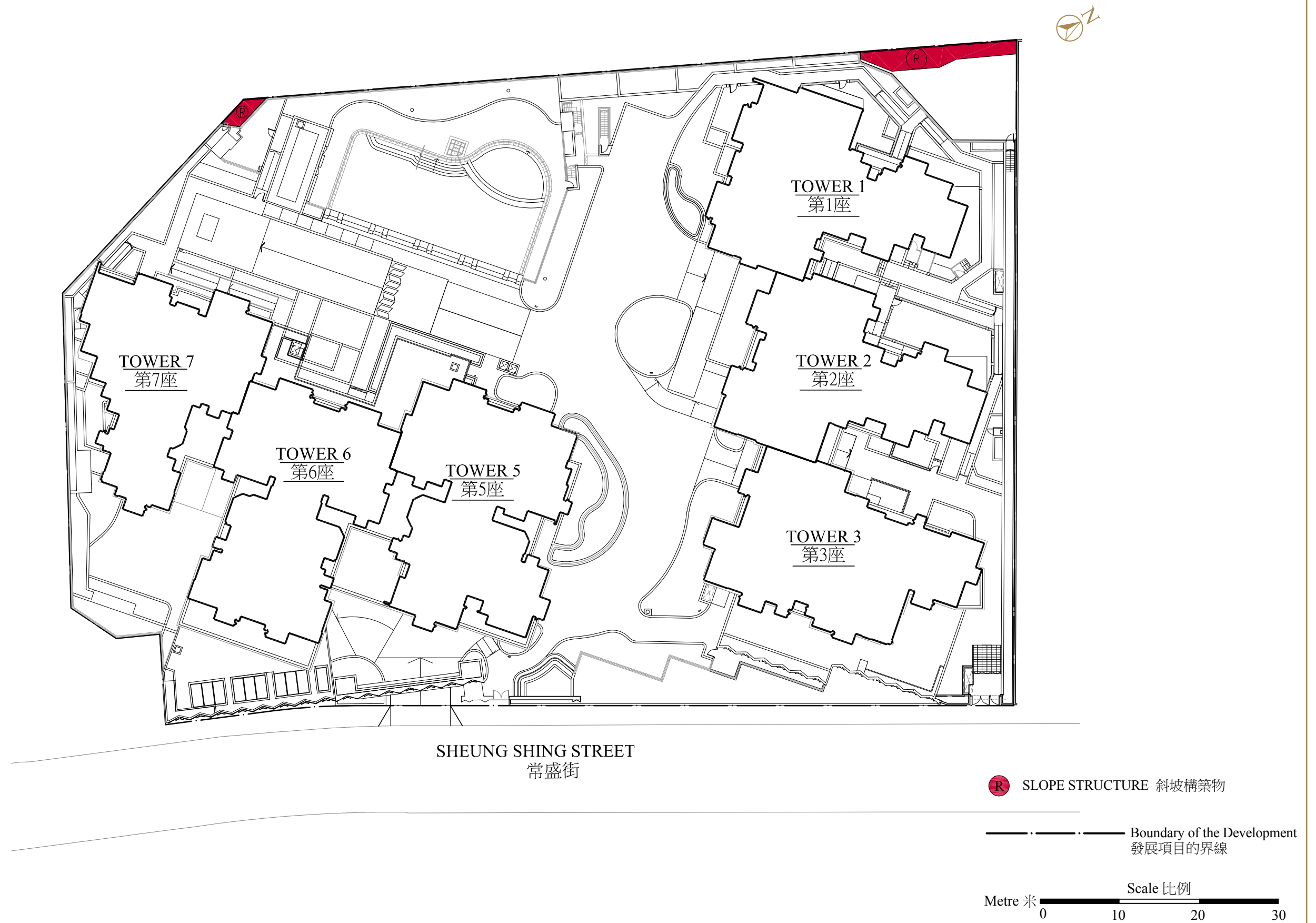
D. 根據「公契」，該發展項目的管理人獲擁有人授權進行維修工程。

公契最新的擬稿第(3:02:01)(ap)條規定：

「除本公契或該條例另有明文規定外，管理人須負責並具有充分授權作出與妥善及有效管理發展項目所必要或需要的一切行為及事情，在任何方面不限制上述一般適用範圍的前提下，特別是包括：

(ap) 按批地文件，特別是按土力工程處印發的「岩土指南第五冊－斜坡維修指南」（並以不時的修訂或代替條文為準）及依據岩土指南第五冊編製的保養手冊和有關政府部門不時對保養斜坡及護土構築物發出的一切指引，聘請合適及合資格的人士視察、檢驗、妥善保持和保養斜坡及護土構築物並對其進行任何必要的工程。為了這個目的，管理人有權要求業主及業主有責任支付進行上述保養與維修斜坡構築物及任何其他有關工程所合法支出或將支出的分擔款項，該分擔款項須以整筆款項支付或分期付款或管理人決定的其他形式支付（但無損管理人一般應用第（3：06）條所述的管理基金或其任何管理人認為適當的部份作支付該等支出或其任何部份的權利），惟如果管理人儘其一切合理努力，仍未能向全體業主收集所要求的工程費用，則管理人毋須對履行批地文件條款內有關斜坡及護土構築物的任何該等要求承擔個人責任，該等責任須由業主承擔。就本條款而言，管理人包括業主委員會及法團（如已成立）；」





There is no ongoing application to the Government for a modification of the land grant for the Development.

本發展項目現時並沒有向政府提出申請修訂批地文件。

RELEVANT INFORMATION 有關資料

1. External Wall Lighting

LED lighting will be installed on the external walls of the Development at the locations below and may be turned on during night time:

- At the periphery of the following floors of Tower 1:
2/F to 26/F, 28/F, 29/F and Roof Floor to Upper Roof
- At the periphery of the following floors of Tower 2:
2/F to 26/F, 28/F, 29/F and Roof Floor to Upper Roof
- At the periphery of the following floors of Tower 3:
29/F and Roof Floor to Upper Roof
- At the periphery of the following floors of Towers 5 and 6:
20/F, 21/F and Roof Floor to Upper Roof
- At the periphery of the following floors of Tower 7:
2/F to 21/F and Roof Floor to Upper Roof

Prospective purchasers please note the impact (if any) of the illumination of the said LED lighting on individual units.

2. Noise Mitigation Measures

The following Noise Mitigation Measures to mitigate noise from road traffic are provided in the Development:

- Acoustic Fin
- Acoustic Balcony (Baffle Type)
- Acoustic Utility Platform (Baffle Type)
- Acoustic window (Baffle Type)

Please refer to “Floor Plans of Residential Properties in the Development” section of this sales brochure on pages 22 to 107 for locations of the Noise Mitigation Measures.

Under the Land Grant and the approved draft Deed of Mutual Covenant, no owner shall alter, interfere with or remove, or permit or suffer to alter, interfere with or remove any of the Noise Mitigation Measures.

3. Gondola System

During the necessary maintenance of the external walls of Tower 1, 2, 3, 5, 6 and 7 arranged by the Manager of the Development, gondola(s) will be operating in the airspace outside windows and above the roof(s)/flat roof(s)/parapet wall(s) of residential units and/or private garden(s) thereto.

Location of Gondola System:

Tower 1 Upper Roof;
Tower 2 Upper Roof;
Tower 3 Upper Roof;
Tower 5 Upper Roof;
Tower 6 Upper Roof;
Tower 7 Upper Roof;

The maintenance area within the private garden(s) of the unit(s) is/are designed for gondola access and designated as common areas of the Development and should not be occupied or obstructed:-

Location:

Tower 1: Unit A at G/F & 1/F (Duplex)

4. Floodlights at Outdoor Swimming Pool

Floodlights will be provided for lighting of the outdoor swimming pool of the Development in the evening at the following locations:

- At the top of 3 lamp poles reaching the height of 35.15mPD located at the common landscape garden/planting area near the outdoor swimming pool; and
- Floodlights reaching the height of 35.20mPD mounted at the external wall of the Residential Recreation Facilities (outdoor changing room) adjoining the outdoor swimming pool.

For the location of floodlights, please refer to the “Layout Plan of the Development” section of this sales brochure on page 21. Prospective purchasers should note the impact (if any) of the illumination of the floodlights on individual units.

5. Antenna/Lightning Rod

Prospective purchasers should note the impact (if any) of the antenna/lightning rod on individual units.

Location:

Tower 2: Upper Roof

Tower 5: Upper Roof

6. Maintenance Windows

Maintenance windows are openable for maintenance only.

Please refer to “Floor Plans of Residential Properties in the Development” section of this sales brochure on pages 22 to 107 for locations of the maintenance windows.

7. Street Lighting Pole

There will be one street lighting pole reaching the height of approximate 40.70mPD provided and installed at the main entrance of the Development on Sheung Shing Street. Please refer to the “Layout Plan of the Development” section of this sales brochure on page 21 for the location of the street lighting pole.



1. 外牆裝飾燈

發展項目外牆下列位置將裝設LED裝飾燈，而該等裝飾燈可能於晚上開啟：

- 第1座以下樓層外圍：
2樓至26樓、28樓、29樓及天台至高層天台
- 第2座以下樓層外圍：
2樓至26樓、28樓、29樓及天台至高層天台
- 第3座以下樓層外圍：
29樓及天台至高層天台
- 第5座及第6座以下樓層外圍：
20樓、21樓及天台至高層天台
- 第7座以下樓層外圍：
2樓至21樓及天台至高層天台

準買家請注意上述LED裝飾燈之燈光對個別單位造成之影響（如有）。

2. 噪音緩解措施

發展項目將提供以下噪音緩解措施以緩解道路交通所造成之噪音：

- 隔聲簷
- 減音露台（擋音式）
- 減音工作平台（擋音式）
- 減音窗（擋音式）

請參閱本售樓說明書第22至107頁之「發展項目的住宅物業的樓面平面圖」一節以了解噪音緩解措施的位置。

根據批地文件及公契的經批准擬稿，任何業主不可更改、干擾或移除或准許或容忍他人更改、干擾或移除任何噪音緩解措施。

3. 吊船系統

在發展項目管理人安排之第1、2、3、5、6及7座外牆之必要維修進行期間，吊船將在住宅單位之窗戶外及天台/平台/護牆及/或私人花園上之空間運作。

吊船系統的位置：
第1座高層天台；
第2座高層天台；
第3座高層天台；
第5座高層天台；
第6座高層天台；
第7座高層天台；

以下單位私人花園內之維修地方指定為吊船可到達的地方，並為發展項目的公用地方；該等地方不得被佔用或阻塞：—

位置：
第1座：地下及1樓A單位（複式）

4. 室外游泳池之泛光燈

以下位置將提供泛光燈以供發展項目室外游泳池的晚間照明：

- 設置於室外游泳池附近之公用園景花園/花槽之3支燈柱之頂部（高度為香港主水平基準以上35.15米）；及
- 懸掛於毗鄰室外游泳池之住宅康樂設施（室外更衣室）外牆上之泛光燈（高度為香港主水平基準以上35.20米）。

有關泛光燈的位置，請參閱本售樓說明書第21頁之「發展項目的布局圖」一節。準買家應注意上述泛光燈之燈光對個別單位造成之影響（如有）。

5. 天線/避雷針

準買家應注意天線/避雷針對個別單位造成之影響（如有）：

位置：
第2座：高層天台
第5座：高層天台

6. 維修窗

維修窗只供維修用途開啓。

請參閱本售樓說明書第22至107頁之「發展項目的住宅物業的樓面平面圖」一節以了解維修窗的位置。

7. 街燈燈柱

發展項目位於常盛街的主入口將裝設一支街燈燈柱，其高度達香港主水平基準以上約40.70米。有關上述街燈燈柱的位置，請參閱本售樓說明書第21頁之「發展項目的布局圖」一節。

The address of the website designated by the Vendor for the Development for the purposes of Part 2 of the Residential Properties (First-hand Sales) Ordinance is:

www.grandhomm.com

賣方為施行《一手住宅物業銷售條例》第2部而就發展項目指定的互聯網網站的網址為：

www.grandhomm.com



Breakdown of Gross Floor Area (GFA) Concessions Obtained for All Features
獲寬免總樓面面積的設施分項

Latest information on breakdown of GFA concessions as shown on the general building plans submitted to and approved by the Building Authority (BA) prior to the printing of the sales brochure is tabulated below. Information marked (#) may be based on information provided by the Authorized Person if the sales brochure is printed prior to submission of the final amendment plans to the BA. The breakdown of GFA concessions may be subject to further changes until final amendment plans are submitted to and approved by the BA prior to the issuance of the occupation permit for the Development.

於印製售樓說明書前呈交予並已獲建築事務監督批准的一般建築圖則上有關總樓面面積寬免的分項的最新資料，請見下表。如印製售樓說明書時尚未呈交最終修訂圖則予建築事務監督，則有(＃)號的資料可以由認可人士提供的資料作為基礎。直至最終修訂圖則於發出佔用許可證前呈交予並獲建築事務監督批准前，以下分項資料仍可能有所修改。

		Area (m ²) 面積 (平方米)
Disregarded GFA under Building (Planning) Regulations 23(3)(b) 根據《建築物(規劃)規例》第23(3)(b)條不計算的總樓面面積		
1.(#)	Carpark and loading/unloading area excluding public transport terminus 停車場及上落客貨地方 (公共交通總站除外)	12,866.837
2.	Plant rooms and similar services 機房及相類設施	
2.1(#)	Mandatory feature or essential plant room, area of which is limited by respective Practice Notes for Authorized Persons, Registered Structural Engineers and Registered Geotechnical Engineers (PNAP) or regulation such as lift machine room, telecommunications and broadcasting equipment (TBE) room, refuse storage and material recovery chamber, etc. 所佔面積受相關《認可人士、註冊結構工程師及註冊岩土工程師作業備考》或規例限制的強制性設施或必要機房，例如升降機機房、電訊及廣播設備室、垃圾及物料回收房等	1,734.276
2.2(#)	Mandatory feature or essential plant room, area of which is NOT limited by any PNAP or regulation such as room occupied solely by fire services installations (FSI) and equipment, meter room, transformer room, potable and flushing water tank, etc. 所佔面積不受任何《認可人士、註冊結構工程師及註冊岩土工程師作業備考》或規例限制的強制性設施或必要機房，例如僅供消防裝置及設備佔用的房間、電錶房、電力變壓房、食水及鹹水缸等	1,187.278
2.3(#)	Non-mandatory or non-essential plant room such as air-conditioning plant room, air handling unit (AHU) room, etc. 非強制性或非必要機房，例如空調機房、風櫃房等	9.832
Green Features under Joint Practice Notes 1 and 2 根據聯合作業備考第1及第2號提供的環保設施		
3.(#)	Balcony 露台	877.820
4.	Wider common corridor and lift lobby 加闊的公用走廊及升降機大堂	Not Applicable 不適用
5.	Communal sky garden 公用空中花園	Not Applicable 不適用
6.	Acoustic fin 隔聲鰭	74.951
7.	Wing wall, wind catcher and funnel 翼牆、捕風器及風斗	Not Applicable 不適用
8.(#)	Non-structural prefabricated external wall 非結構預製外牆	434.421
9.(#)	Utility platform 工作平台	320.250
10.	Noise barrier 隔音屏障	Not Applicable 不適用

		Area (m ²) 面積 (平方米)
Amenity Features 適意設施		
11.(#)	Counter, office, store, guard room and lavatory for watchman and management staff, Owners' Corporation Office 供保安人員和管理處員工使用的櫃檯、辦公室、儲物室、警衛室和廁所、業主立法團辦公室	29.381
12.(#)	Residential recreational facilities including void, plant room, swimming pool filtration plant room, covered walkway etc. serving solely the recreational facilities 住宅康樂設施，包括僅供康樂設施使用的中空、機房、游泳池的濾水器機房、有蓋人行道等	2,092.845
13.(#)	Covered landscaped and play area 有上蓋的園景區及遊樂場	847.536
14.	Horizontal screens/covered walkways, trellis 橫向屏障 / 有蓋人行道、花棚	Not Applicable 不適用
15.(#)	Larger lift shaft 擴大升降機井道	1,638.735
16.	Chimney shaft 煙囪管道	Not Applicable 不適用
17.	Other non-mandatory or non-essential plant room, such as boiler room, satellite master antenna television (SMATV) room 其他非強制性或非必要機房，例如鍋爐房、衛星電視共用天線房	Not Applicable 不適用
18.(#)	Pipe duct, air duct for mandatory feature or essential plant room 強制性設施或必要機房所需的管槽、氣槽	517.025
19.	Pipe duct, air duct for non-mandatory or non-essential plant room 非強制性設施或非必要機房所需的管槽、氣槽	Not Applicable 不適用
20.(#)	Plant room, pipe duct, air duct for environmentally friendly system and feature 環保系統及設施所需的機房、管槽及氣槽	65.260
21.(#)	Void in duplex domestic flat and house 複式住宅單位及洋房的中空	20.327
22.	Projections such as air-conditioning box and platform with a projection of more than 750mm from the external wall 伸出物，如空調機箱及伸出外牆超過750毫米的平台	Not Applicable 不適用



		Area (m²) 面積 (平方米)
Other Exempted Items 其他項目		
23.	Refuge floor including refuge floor cum sky garden 底護層，包括底護層兼空中花園	Not Applicable 不適用
24.	Other projections 其他伸出物	Not Applicable 不適用
25.	Public transport terminus 公共交通總站	Not Applicable 不適用
26.	Party structure and common staircase 共用構築物及樓梯	Not Applicable 不適用
27.(#)	Horizontal area of staircase, lift shaft and vertical duct solely serving floor accepted as not being accountable for GFA 僅供獲接納不計入總樓面面積的樓層使用的樓梯、升降機槽及垂直管道的水平面積	1,783.330
28.	Public passage 公眾通道	Not Applicable 不適用
29.	Covered set back area 因建築物後移導致的覆蓋面積	Not Applicable 不適用
Bonus GFA 額外總樓面面積		
30.	Bonus GFA 額外總樓面面積	Not Applicable 不適用

Note 附註:
The above table is based on the requirements as stipulated in the Practice Note for Authorized Persons, Registered Structural Engineers and Registered Geotechnical Engineers ADM-2 issued by the Buildings Department. The Buildings Department may revise such requirements from time to time as appropriate.
上述表格是根據屋宇署所發出的《認可人士、註冊結構工程師及註冊岩土工程師作業備考》ADM-2 規定的要求而制訂的。屋宇署會按實際需要不時更改有關要求。

The Environmental Assessment of the Building
有關建築物的環境評估

Green Building Certification

Assessment result under the **BEAM Plus** certification conferred / issued by Hong Kong Green Building Council Limited (HKGBC) for the building prior to the printing of the sales brochure or its addenda.

Provisional
UNCLASSIFIED

HKGBC
香港綠色建築議會

Application no.: PAU0046/19

綠色建築認證

在印刷此售樓說明書或其附頁前，本物業根據香港綠色建築議會有限公司頒授 / 發出的綠建環評認證評級。

暫定評級
不予評級

HKGBC
香港綠色建築議會

申請編號: PAU0046/19

Estimated Energy Performance or Consumption for the Common Parts of the Development
發展項目的公用部分的預計能量表現或消耗

Latest information on the estimated energy performance or consumption for the common parts of the Development as submitted to the Building Authority prior to the printing of the sales brochures:
於印製售樓說明書前呈交予建築事務監督發展項目的公用部份的預計能量表現或消耗的最近期資料：

Part I 第 I 部分					
Provision of Central Air Conditioning 提供中央空調			Yes 是		
Provision of Energy Efficient Features 提供具能源效益的設施			Yes 是		
Energy Efficient Features proposed 擬安裝的具能源效益的設施			Insulated glazing unit with low-e coating 隔熱玻璃配以低輻射鍍膜		
Part II: The predicted annual energy use of the proposed building / part of building ^(Note 1) 第 II 部 分：擬興建樓宇/部分樓宇預計每年能源消耗量 ^(註腳1)					
Location 位置	Internal Floor Area Served (m²) 使用有關裝置的內部樓面面積(平方米)	Annual Energy Use of Baseline Building ^(Note 2) 基線樓宇 ^(註腳2) 每年能源消耗量		Annual Energy Use of Proposed Building 擬興建樓宇 每年能源消耗量	
		<u>Electricity</u> kWh/m²/annum 電力 千瓦小時/平方米/年	<u>Town Gas/LPG</u> unit/m²/annum 煤氣/石油氣 用量單位/平方米/年	<u>Electricity</u> kWh/m²/annum 電力 千瓦小時/平方米/年	<u>Town Gas/LPG</u> unit/m²/annum 煤氣/石油氣 用量單位/平方米/年
Area served by central building services installation ^(Note 3) 有使用中央屋宇裝備裝置 ^(註腳3) 的部份	16,440	79.47	N/A 不適用	79.47	N/A 不適用

Part III: The following installation(s) are designed in accordance with the relevant Codes of Practices published by the Electrical & Mechanical Services Department (EMSD) 第 III 部分：以下裝置乃按機電工程署公布的相關實務守則設計	
Type of Installations 裝置類型	
Lighting Installations 照明裝置	Yes 是
Air Conditioning Installations 空調裝置	Yes 是
Electrical Installations 電力裝置	Yes 是
Lift & Escalator Installations 升降機及自動梯的裝置	Yes 是
Performance-based Approach 以總能源為本的方法	N/A 不適用

- Notes:

 - In general, the lower the estimated “Annual Energy Use” of the building, the more efficient of the building in terms of energy use. For example, if the estimated “annual energy use of proposed building” is less than the estimated “annual energy use of baseline building”, it means the predicted use of energy is more efficient in the proposed building than in the baseline building. The larger the reduction, the greater the efficiency.

The predicted annual energy use, in terms of electricity consumption (kWh/m²/annum) and town gas/LPG consumption (unit/m²/annum), of the Development by the internal floor area served, where:
(a) “total annual energy use” has the same meaning of “annual energy use” under Section 4 and Appendix 8 of the BEAM Plus for New Buildings (current version); and
(b) “internal floor area”, in relation a building, a space or a unit means the floor area of all enclosed space measured to the internal faces of enclosing external and/or party walls.
 - “Baseline Building” has the same meaning as “Baseline Building Model (zero-credit benchmark)” under Section 4 and Appendix 8 of the BEAM Plus for New Building (current version).
 - “Central Building Services Installation” has the same meaning as that in the Code of Practice for Energy Efficiency of Building Services Installations in Buildings (2015 edition).
- 註腳:

 - 一般而言，一棟樓宇的預計“每年能源消耗量”愈低，其節約能源的效益愈高。如一棟樓宇預計的“每年能源消耗量”低於該樓宇的“基線樓宇每年能源消耗量”，則代表預計該樓宇的能源應用較其基線樓宇有效，削減幅度愈大則代表有關樓宇能源節約的效益愈高。

預計每年能源消耗量[以耗電量(千瓦小時/平方米/年)及煤氣/石油氣消耗量(用量單位/平方米/年)計算]，指將發展項目的每年能源消耗總量除以使用有關裝置的內部樓面面積所得出的商，其中：—
(a) “每年能源消耗量”與新建樓宇 BEAM Plus 標準(現行版本)第4節及附錄8中的「年能源消耗」具有相同涵義；及
(b) 樓宇、空間或單位的“內部樓面面積”，指外牆及/或共用牆的內壁之內表面起量度出來的樓面面積。
 - “基準樓宇”與新建樓宇 BEAM Plus 標準(現行版本)第4節及附錄8中的“基準建築物模式(零分標準)”具有相同涵義。
 - “中央屋宇裝備裝置”與樓宇的屋宇裝備裝置能源效益實務守則(2015年版)中的涵義相同。

1. The purchaser is required to agree with the Vendor in the Agreement for Sale and Purchase to the effect that other than entering into a mortgage or charge, the purchaser will not nominate any person to take up the Assignment of the Residential Unit or the Parking Space specified in the Agreement for Sale and Purchase, sub-sell that Residential Unit or Parking Space or transfer the benefit of the Agreement for Sale and Purchase of that Residential Unit or Parking Space in any manner whatsoever or enter into any agreement so to do before completion of the sale and purchase and execution of the Assignment.
 2. If the Vendor, at the request of the purchaser under an Agreement for Sale and Purchase, agrees (at its own discretion) to cancel the Agreement for Sale and Purchase or the obligations of the purchaser under the Agreement for Sale and Purchase, the Vendor is entitled to retain the sum of five percent (5%) of the total purchase price of the Residential Unit and the Parking Space specified in the Agreement for Sale and Purchase and the purchaser will in addition pay or reimburse (as the case may be) to the Vendor all legal costs, charges and disbursements (including any stamp duty) in connection with the cancellation of the Agreement for Sale and Purchase.
 3. The Vendor will pay or has paid (as the case may be) all outstanding Government rent in respect of the land on which the Development is in the course of being erected, from the date of the Land Grant up to and including the date of the respective Assignments to the purchasers.
 4. The purchaser who has signed an Agreement for Sale and Purchase has the right of access to and will, upon his request, be provided with a hard copy of an updated record of information as to the total construction costs and the total professional fees to complete the Development as well as the total construction costs and the total professional fees expended and paid as at the end of the calendar month preceding the month at which the request is made subject to payment of a nominal fee of not more than HK\$100 per request.
1. 買方須與賣方於正式買賣合約中協議，除訂立按揭或押記外，買方不會於完成買賣及簽署轉讓契之前，以任何方式，或訂立任何協議以達至提名任何人士接受正式買賣合約所指明的住宅單位或車位的轉讓契，或轉售該住宅單位或車位，或轉移該住宅單位或車位於正式合約內的權益。
 2. 如賣方應正式買賣合約中的買方的要求(按其自己的酌情決定)同意取消正式買賣合約或買方於該正式買賣合約內所承擔之責任，賣方有權保留相等於該正式買賣合約所指明的住宅單位及車位總售價百份之五的款額。同時，買方亦須額外付予賣方或付還賣方(視情況而定)全部就取消該正式買賣合約而須付之律師費、收費及代墊付費用(包括任何印花稅)。
 3. 賣方將會支付或已經支付(視情況而定)由批地文件之日起直至個別買方簽署轉讓契之日(包括簽署轉讓契當日)止，所有有關該正在興建的發展項目所處地段未付的地稅。
 4. 已簽署正式買賣合約的買方有權要求查閱並於要求時獲提供一份有關完成興建發展項目所需的建築費用及專業費用總額，及直至該要求作出時的上一個曆月底為止已動用及支付的建築費用及專業費用總額的最新資料記錄的副本，但每次要求須支付不超過港幣一百元象徵式費用。



POSSIBLE FUTURE CHANGES 日後可能出現的改變

There may be future changes to the Development and the surrounding areas.

發展項目及其周邊地區日後可能出現改變。

DATE OF PRINTING 印製日期

26th August 2019

2019年8月26日



