

ELEVATION PLAN

立面圖

HOUSES 1-3 & 5-10 (TYPE 4) (also known as JADE HOUSES 1-3 & 5-10)

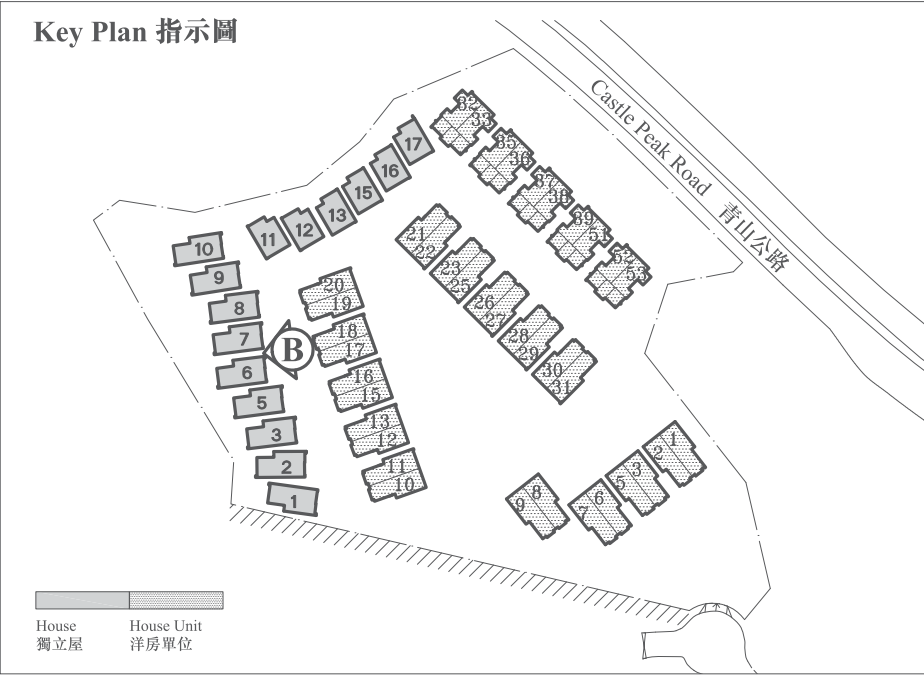
獨立屋 1-3 及 5-10 (類別 4) (亦稱為海翡翠獨立屋 1-3 及 5-10)

The Authorized Person for the Development certified that the elevations shown on the above plans:

- are prepared on the basis of the approved building plans for the Development as of 27 October 2015; and
- are in general accordance with the outward appearance of the Development.

發展項目的認可人仕證明上述立面圖中所顯示的立面：

- 以2015年10月27日的情況為準的本發展項目的經批准的建築圖則為基礎擬備；及
- 大致上與本發展項目的外觀一致。



ELEVATION B (Facing Internal EVA Access)
立面圖 B (面向內部緊急車輛通道)

ELEVATION PLAN

立面圖

HOUSES 1-3 & 5-10 (TYPE 4) (also known as JADE HOUSES 1-3 & 5-10)

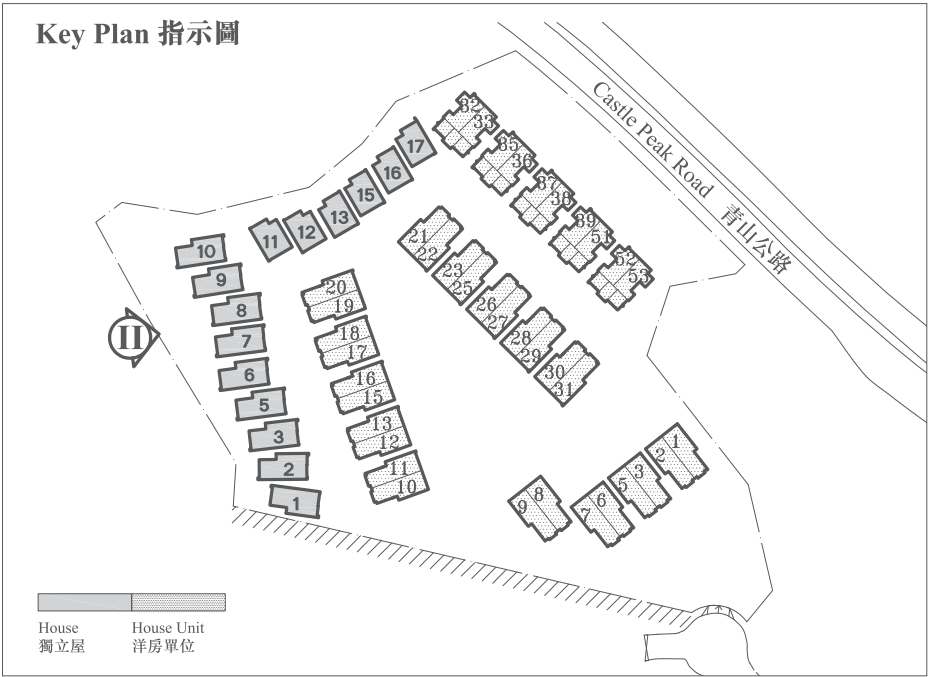
獨立屋1-3及5-10 (類別4) (亦稱為海翡翠獨立屋1-3及5-10)

The Authorized Person for the Development certified that the elevations shown on the above plans:

- are prepared on the basis of the approved building plans for the Development as of 27 October 2015; and
- are in general accordance with the outward appearance of the Development.

發展項目的認可人仕證明上述立面圖中所顯示的立面：

- 以2015年10月27日的情況為準的本發展項目的經批准的建築圖則為基礎擬備；及
- 大致上與本發展項目的外觀一致。



ELEVATION II (Facing The Adjoining Western Open Sloping Space)
立面圖 II (面向毗鄰西公用斜坡空間)

ELEVATION PLAN

立面圖

HOUSES 11-13 & 15-17 (TYPE 3) (also known as EMERALD HOUSES 11-13 & 15-17)

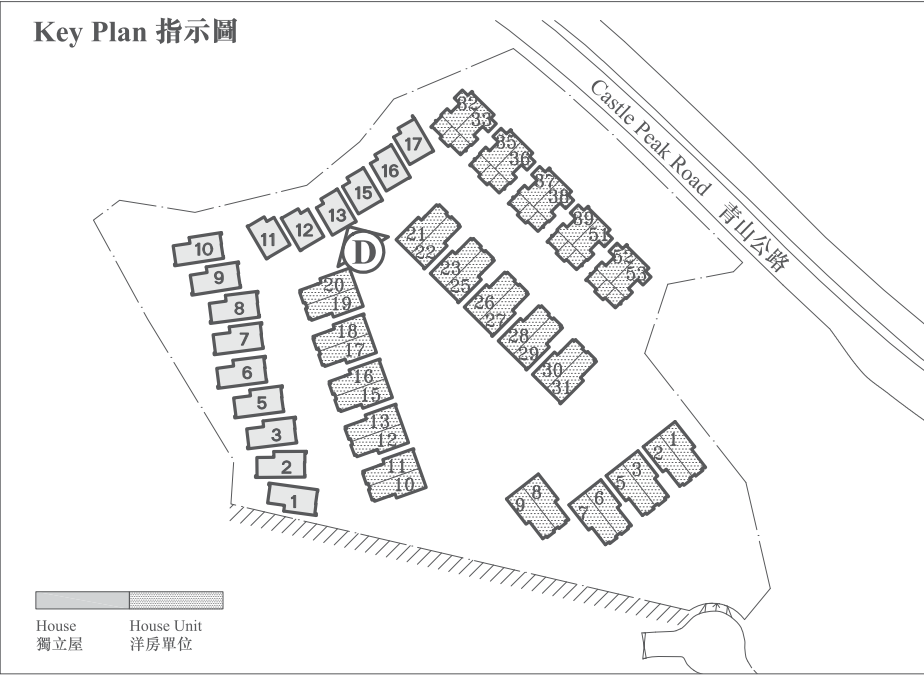
獨立屋 11-13 及 15-17 (類別 3) (亦稱為綠碧璽獨立屋 11-13 及 15-17)

The Authorized Person for the Development certified that the elevations shown on the above plans:

1. are prepared on the basis of the approved building plans for the Development as of 27 October 2015; and
2. are in general accordance with the outward appearance of the Development.

發展項目的認可人仕證明上述立面圖中所顯示的立面：

1. 以2015年10月27日的情況為準的本發展項目的經批准的建築圖則為基礎擬備；及
2. 大致上與本發展項目的外觀一致。



ELEVATION D (Facing Internal EVA Access)
立面圖 D (面向內部緊急車輛通道)

ELEVATION PLAN

立面圖

HOUSES 11-13 & 15-17 (TYPE 3) (also known as EMERALD HOUSES 11-13 & 15-17)

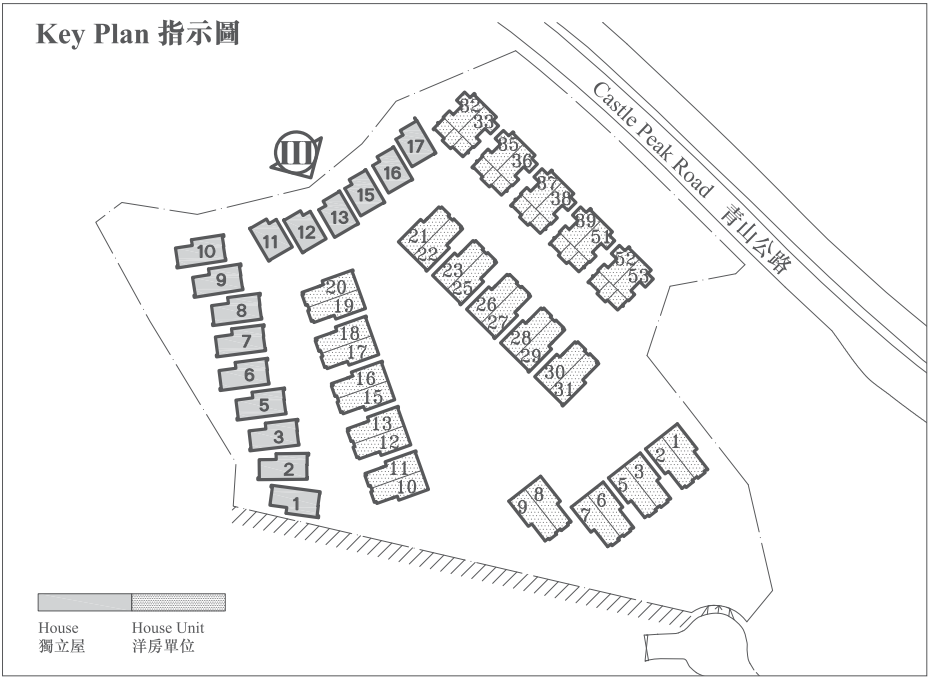
獨立屋11-13及15-17 (類別3) (亦稱為綠碧璽獨立屋11-13及15-17)

The Authorized Person for the Development certified that the elevations shown on the above plans:

- are prepared on the basis of the approved building plans for the Development as of 27 October 2015; and
- are in general accordance with the outward appearance of the Development.

發展項目的認可人仕證明上述立面圖中所顯示的立面：

- 以2015年10月27日的情況為準的本發展項目的經批准的建築圖則為基礎擬備；及
- 大致上與本發展項目的外觀一致。



ELEVATION III (Facing The Adjoining North-West Open Sloping Space)
立面圖 III (面向毗鄰西北公用斜坡空間)



INFORMATION ON COMMON FACILITES IN THE DEVELOPMENT

發展項目中的公用設施的資料

Category of Common Facilities 公用設施的類別		Covered Area 有上蓋遮蓋範圍	Uncovered Area 無上蓋遮蓋範圍
A residents' clubhouse (including any recreational facilities for residents' use) 住客會所（包括供住客使用的任何康樂設施） (Such facilities are covered) (該項目設施有上蓋遮蓋)	square feet 平方呎	11,662	4,111
	square metre 平方米	1,083.444	381.904
A communal garden or play area for residents' use on the roof, or on any floor between the roof and the lowest residential floor, of a building in the Development (whether known as a communal sky garden or otherwise) 位於發展項目中的建築物的天台或在天台和最低一層住宅樓層之間的任何一層的、供住客使用的公用花園或遊樂地方（不論是稱為公用空中花園或有其他名稱）	square feet 平方呎	Not Applicable 不適用	Not Applicable 不適用
	square metre 平方米	Not Applicable 不適用	Not Applicable 不適用
A communal garden or play area for residents' use below the lowest residential floor of a building, in the Development (whether known as a covered and landscaped play area or otherwise) 位於發展項目中的建築物的最低一層住宅樓層以下的、供住客使用的公用花園或遊樂地方（不論是稱為有蓋的園景的遊樂場或有其他名稱）	square feet 平方呎	Not Applicable 不適用	65,613
	square metre 平方米	Not Applicable 不適用	6,095.617

Remarks: The areas in square metre as specified in the above are based on the latest approved building plans. The areas in square metre have been converted to square feet based on a conversion rate of 1 square metre to 10.764 square feet and rounded off to the nearest integer.
備註：上述所列以平方米顯示之面積乃依據最新的批准建築圖則。以平方米列出的面積是以1平方米=10.764平方呎換算至平方呎並四捨五入至整數。



INSPECTION OF PLANS AND DEED OF MUTUAL COVENANT

細閱圖則及公契

1.

The address of the website on which a copy of the Outline Zoning Plan relating to the Development is available at <http://www.ozp.tpb.gov.hk>
2.

A copy of every deed of mutual covenant in respect of the specified residential property that has been executed is available for inspection at the place at which the specified residential property is offered to be sold. The inspection is free of charge.
1.

備有關於本發展項目的分區計劃大綱圖的文本供閱覽的互聯網網站的網址為 <http://www.ozp.tpb.gov.hk>
2.

指明住宅物業的每一已簽立的公契的文本存放在指明住宅物業的售樓處，以供閱覽。無須為閱覽付費。



FITTINGS, FINISHES AND APPLIANCES

裝置、裝修物料及設備

House Unit (Type 2) (also known as Diamond House Unit)
House Unit (Type 5) (also known as Grove House Unit)
House Unit (Type 1) (also known as Amber House Unit)

1. Exterior Finishes		
	Item	Description
(a)	External Wall	Finished with ceramic tiles, glass wall, aluminum grilles and aluminum features.
(b)	Window	Aluminum window frame fitted with clear glass for window in Living Room and Dining Room, Bedrooms, Corridor, Kitchens and Store Room.
		Aluminum window frame fitted with translucent glass for window in Bathrooms and Lavatory. Type 5 House Unit A Only Aluminum window frame fitted with clear and translucent glass for windows in Bedroom 2 and Bedroom 3.
(c)	Bay window	Materials of bay windows are reinforced concrete. Bay window sill is finished with natural stone.
(d)	Planter	Not Applicable.
(e)	Verandah or Balcony	Balcony is fitted with glass balustrade and stainless steel top rail. Ceilings are finished with aluminum panel. Floors are finished with homogeneous tiles. Walls are finished with ceramic tiles. Balcony is covered for Type 2 House Unit A. Balcony is uncovered for Type 1 House Unit B, Type 2 House Unit B and Type 5 House Unit. Balcony is partially covered for Type 1 House Unit A. There is no verandah.
(f)	Drying facilities for clothing	Not Applicable.

2. Interior Finishes		
	Item	Description
(a)	Lobby	Type 1 House Unit Lift Hall at B/F Ceiling finished with gypsum board and emulsion paint to exposed surface. Floor finished with natural stone to exposed surface. Internal walls finished with reconstitute stone to exposed surface. Lift Lobby at G/F Ceiling finished with gypsum board and emulsion paint to exposed surface. Floor finished with natural stone to exposed surface. Internal walls finished with reconstitute stone, timber veneer and stainless steel features to exposed surface.

2. Interior Finishes		
	Item	Description
(a)	Lobby	Lift Lobby at 3/F Ceiling finished with gypsum board and emulsion paint to exposed surface. Floor finished with natural stone to exposed surface. Internal walls finished with reconstitute stone to exposed surface.
(b)	Internal wall & Ceiling	Ceilings Living Room, Dining room, Bedrooms and Walk-in closet are plastered with emulsion paint and gypsum board with emulsion paint in some areas of the ceiling to exposed surface. Walls Living Room, Dining room, Bedrooms and Walk-in closet are plastered with emulsion paint to exposed surface. Type 2 House Unit 1B only Ceilings Living Room, Dining Room, Bedrooms and Walk-in closet are plastered with emulsion paint and gypsum board with emulsion paint in some areas of the ceiling to exposed surface. Walls Living Room, Dining Room, Bedrooms and Walk-in closet are plastered with emulsion paint to exposed surface. Some walls are finished with wallpaper. Type 1 House Unit 35A only Ceilings Living Room, Dining room, Bedrooms and Walk-in closet are plastered with emulsion paint and gypsum board with emulsion paint in some areas of the ceiling to exposed surface. Walls Living Room, Dining room is finished with wood veneer panel, natural stone, hairline stainless steel, mirror and glass. Master Bedroom 3 is finished with emulsion paint, hairline stainless steel panel, mirror, upholstery leather, fabric and wood veneer panel. Bedroom1 is finished with paint, mirror, wood veneer panel and velvet. Bedroom 2 is finished with fabric, mirror, hairline stainless steel panel and wood veneer panel. Bedroom 4 is finished with natural stone, emulsion paint, mirror, wood veneer panel and fabric.
(c)	Internal floor	Living Room, Dining room, Walk-in closet and Bedroom are finished with engineered wood flooring and engineered wood skirting to exposed surface. Type 1 House Unit 35A only Living Room and Dining Room floor are finished with natural stone without skirting. All Bedrooms floor are finished with engineered wood flooring without skirting.

FITTINGS, FINISHES AND APPLIANCES

裝置、裝修物料及設備

2. Interior Finishes		
	Item	Description
(d)	Bathroom	Bathroom Ceiling finished with gypsum board and emulsion paint to exposed surface. Floor finished with natural stone to exposed surface. Internal walls finished with natural stone to exposed surface. Lavatory For Type 1 House Unit, Type 2 House Unit A, Type 5 House Unit A Ceiling finished with aluminum panel to exposed surface. Floor finished with homogenous tiles to exposed surface. Internal walls finished with homogeneous tiles to exposed surface. Lavatory 1 For Type 5 House Unit B only Ceiling finished with gypsum board and emulsion paint to exposed surface. Floor finished with natural stone to exposed surface. Internal walls finished with natural stone to exposed surface. For Type 2 House Unit B only Ceiling plaster finished with emulsion paint to exposed surface. Floor finished with homogenous tiles to exposed surface. Internal walls finished with homogeneous tiles to exposed surface. Lavatory 2 For Type 5 House Unit B only Ceiling finished with aluminum panel to exposed surface. Floor finished with homogenous tiles to exposed surface. Internal walls finished with homogeneous tiles to exposed surface. For other House Units Ceiling finished with gypsum board and emulsion paint to exposed surface. Floor finished with natural stone to exposed surface. Internal walls finished with natural stone to exposed surface.
		Ceiling finished with gypsum board and emulsion paint and aluminum panel to exposed surface. Floor finished with natural stone to exposed surface. Internal walls finished with natural stone to exposed surface. Wall above gas cooker finished with stainless steel panel where exposed. Cooking bench is finished with solid surfacing material.

3. Interior Fittings		
	Item	Description
(a)	Doors	Entrance door Solid core timber door finished with timber veneer and aluminium panel, glass panel and fitted with concealed door closer, door handle, door hinges, door stop, eye-viewer (except Type 1 House Unit B) and lockset. Exit (to staircase), Exit (to carpark), Lift Lobby Solid core timber door finished with timber veneer and fitted with door hinges and lockset. Living Room, Dining Room, Door (to internal staircase), Store Room 1, Store Room 2 Hollow core timber door finished with timber veneer and fitted with door hinges and lockset. Store Room For Type 1 House Unit B Hollow core timber door finished with timber veneer and louver and fitted with door hinges and lockset. For other House Units Hollow core timber door finished with timber veneer and fitted with door hinges and lockset. Lavatory For Type 1 House Unit B Hollow core timber door finished with plastic laminate and fitted with door hinges, door stop and lockset. For other House Units Hollow core timber sliding door finished with plastic laminate and fitted with handle. Lavatory 1 For Type 2 House Unit B Hollow core timber sliding door finished with plastic laminate and fitted with handle. For other House Units Hollow core timber doors finished with timber veneer and fitted with door hinges, door stop and lockset. Lavatory 2 For Type 2 House Unit B Hollow core timber door finished with timber veneer and fitted with door hinges, door stop and lockset. For other House Units Hollow core timber sliding door finished with plastic laminate and fitted with handle. Kitchen Solid core timber door finished with timber veneer, fitted with glass vision panel, door closer, door stop and lockset. Garden Aluminum framed clear glass sliding door fitted with handle and lockset.



FITTINGS, FINISHES AND APPLIANCES

裝置、裝修物料及設備

House Unit (Type 2) (also known as Diamond House Unit)
House Unit (Type 5) (also known as Grove House Unit)
House Unit (Type 1) (also known as Amber House Unit)

3. Interior Fittings		
	Item	Description
(a)	Doors	Master Bedroom, Master Bedroom 3, Bedroom 1, Bedroom 2, Bedroom 3, Bedroom 4, Walk-in closet, Study Room, Bathroom 2, Bathroom 3, Bathroom 4 Hollow core timber door finished with timber veneer and fitted with door hinges, door stop and lockset.
		Bathroom 1 For Type 2 House Unit B Hollow core timber door finished with timber veneer and fitted with door hinges, door stop and lockset and hollow core timber sliding door finished with timber veneer and fitted with handle.
		For other House Units Hollow core timber door finished with timber veneer and fitted with door hinges, door stop and lockset.
		Living Room, Dining Room (to common open space), Utility Platform, Flat Roof Aluminum framed clear glass door fitted with handle and lockset.
		Common Flat Roof Steel door finished with painted and fitted with door hinges and lockset.
		Balcony For Type 2 and Type 5 House Units Aluminum framed clear glass sliding door fitted with handle and lockset.
		For Type 1 House Units Aluminum framed clear glass door fitted with handle and lockset.
		For Type 1 House Unit 35A only Master Bedroom 3, Bedroom 2, Bedroom 4, Bathroom 1, Bathroom 2, Bathroom 3, Bathroom 4, Kitchen, Store Room, Exit (to staircase) Solid core timber door finished with timber veneer and fitted with door hinges, door stop and lockset.
		Lift Lobby, Bedroom 1 Solid core timber door finished with timber veneer and fitted with door hinges and lockset.

3. Interior Fittings		
	Item	Description
(b)	Bathroom	Bathroom 1 For Type 2 House Unit B and Type 5 House Unit B Mirror cabinet and wooden basin cabinet fitted with natural stone countertop and sanitary wares and fittings include vitreous china wash basin with chrome plated basin mixer. Other fittings included chrome plated shower set. Fitted with vitreous china water closet, exhaust fan and gas water heater controller. Other accessories include chrome plated towel bar, chrome plated towel ring and chrome plated paper roll holder.
		For other House Units Mirror cabinet and wooden basin cabinet fitted with natural stone countertop and sanitary wares and fittings include vitreous china wash basin with chrome plated basin mixer. Other fittings included chrome plated shower set. Enamelled steel bathtub (1500mm(L) x 700mm(W) x 410mm(D)), chrome plated bath mixer and chrome plated bath shower set. Fitted with vitreous china water closet, exhaust fan and gas water heater controller. Other accessories include chrome plated towel bar, chrome plated towel ring and chrome plated paper roll holder.
		Bathroom 2 For Type 2 House Unit B Mirror cabinet and wooden basin cabinet fitted with natural stone countertop and sanitary wares and fittings include vitreous china wash basin with chrome plated basin mixer. Other fittings included chrome plated shower set. Enamelled steel bathtub (1500mm(L) x 700mm(W) x 410mm(D)), chrome plated bath mixer and chrome plated bath shower set. Fitted with vitreous china water closet, exhaust fan and gas water heater controller. Other accessories include chrome plated towel bar and chrome plated paper roll holder.
		For other House Units Mirror cabinet and wooden basin cabinet fitted with natural stone countertop and sanitary wares and fittings include vitreous china wash basin with chrome plated basin mixer. Other fittings included chrome plated shower set. Fitted with vitreous china water closet, exhaust fan and gas water heater controller. Other accessories include chrome plated towel bar and chrome plated paper roll holder.
		Bathroom 3 Mirror cabinet and wooden basin cabinet fitted with natural stone countertop and sanitary wares and fittings include vitreous china wash basin with chrome plated basin mixer. Other fittings included chrome plated shower set. Enamelled steel bathtub (1800mm(L) x 800mm(W) x 430mm(D)), chrome plated bath mixer and chrome plated bath shower set. Fitted with vitreous china water closet, exhaust fan and gas water heater controller. Other accessories include chrome plated towel bar, chrome plated towel ring and chrome plated paper roll holder.
		Bathroom 4 Mirror cabinet and wooden basin cabinet fitted with natural stone countertop and sanitary wares and fittings include vitreous china wash basin with chrome plated basin mixer. Other fittings included chrome plated shower set. Fitted with vitreous china water closet, exhaust fan and gas water heater controller. Other accessories include chrome plated towel bar and chrome plated paper roll holder.

FITTINGS, FINISHES AND APPLIANCES

裝置、裝修物料及設備

3. Interior Fittings		
	Item	Description
(b)	Bathroom	<p>Lavatory Fitted with vitreous china wash basin with chrome plated basin mixer, chrome plated shower set, vitreous china water closet and exhaust fan.</p> <p>Lavatory 1 For Type 5 House Unit B Wooden basin cabinet fitted with natural stone countertop and sanitary wares and fittings include vitreous china wash basin with chrome plated basin mixer. Fitted with vitreous china water closet and exhaust fan. Other accessories include chrome plated paper roll holder and chrome plated towel ring.</p> <p>For other House Units Fitted with vitreous china wash basin with chrome plated basin mixer, chrome plated shower set, vitreous china water closet and exhaust fan.</p> <p>Lavatory 2 For Type 2 House Unit B Wooden basin cabinet fitted with natural stone countertop and sanitary wares and fittings include vitreous china wash basin with chrome plated basin mixer. Fitted with vitreous china water closet and exhaust fan. Other accessories include chrome plated paper roll holder and chrome plated towel ring.</p> <p>For other House Units Fitted with vitreous china wash basin with chrome plated basin mixer, chrome plated shower set, vitreous china water closet and exhaust fan.</p> <p>Copper water pipes for hot and cold water are installed.</p> <p>See ”Water Supply” below for type and material of water supply system</p> <p>For appliances provision and brand names, please refer to “Appliances Schedule”.</p>
		<p>Type 1 House Unit Wooden cabinet with lacquer door panel.</p> <p>Type 2 and Type 5 House Units Wooden cabinet with lacquer and wood veneer melamine door panel.</p> <p>All House Units Solid surfacing material countertop, stainless steel sink with chrome-plated sink mixer and exhaust fan.</p> <p>For appliances and their brand names and model numbers, please refer to “Appliances Schedule”.</p> <p>See “Water Supply” below for type and material of water supply system.</p>

3. Interior Fittings		
	Item	Description
(d)	Bedroom	<p>Plywood closet For Type 1 House Unit Walk-in Closet, Type 2 House Unit Bedroom 1, Walk-in Closet and Master Bedroom, Type 5 House Unit A Bedroom 1 and Walk-in Closet</p> <p>Type 1 House Unit 35A only Master Bedroom 3 Provided built-in wooden closet and vanity table and fabric curtain.</p> <p>Bedroom 1 Provided wooden bed frame with side table, built-in wooden closet and fabric curtain.</p> <p>Bedroom 2 Provided wooden closet and fabric curtain.</p> <p>Bedroom 4 Provided built-in wooden book shelve and fabric curtain.</p> <p>Type 5 House Unit 31A only Master Bedroom, Bedroom 1 and Bedroom 2 Provided fabric curtain.</p>
(e)	Telephone	Telephone outlets are provided in Living Room, Dining Room and Bedrooms. For the number of connection points, please refer to the “Schedule of Mechanical & Electrical Provisions of House Units”.
(f)	Aerials	TV and FM outlets are provided in Living Room, Dining Room and Bedrooms. For the number of connection points, please refer to the “Schedule of Mechanical & Electrical Provisions of House Units”.
(g)	Electrical	Three phase 100 Amp electricity supply with miniature board circuit breaker (MCB) distribution board is provided for all House Units. Concealed conduit with cable wiring for socket outlets, power points and lighting points are provided in Living Room, Dining Room, Bedrooms, Store Room, Bathrooms, Lavatory and Kitchen. For the number of socket outlets and power points, please refer to the “Schedule of Mechanical & Electrical Provisions of House Units”.
(h)	Gas supply	Internal gas supply pipes are installed and connected to gas cooker and gas water heater. For the location of gas supply point, please refer to the “Schedule of Mechanical & Electrical Provision of House Units”.
(i)	Washing machine connection point	Water supply and drainage connection points are provided for washing machine in kitchen. For the location and number of water inlet and outlet connection point for washing machine, please refer to the " Schedule of Mechanical & Electrical Provision of House Units”.
(j)	Water supply	Except running inside false ceiling and external wall, concealed copper pipes are used for both cold & hot supply of each residential unit. Hot water supply to bathroom is provided by gas water heater installed inside Bathroom. Hot water supply to kitchen is provided by instantaneous electric water heaters installed inside Kitchen. Hot water supply to lavatory inside Store Room is provided by storage type electric water heater.



FITTINGS, FINISHES AND APPLIANCES

裝置、裝修物料及設備

House Unit (Type 2) (also known as Diamond House Unit)
House Unit (Type 5) (also known as Grove House Unit)
House Unit (Type 1) (also known as Amber House Unit)

4. Miscellaneous		
	Item	Description
(a)	Lifts	One no. of “Toshiba EL-1638” brand passenger lifts for each Type 1 House Units serving B/F, G/F & 3/F. Two nos. of “Toshiba EL-1638” brand passenger lifts for recreational facilities and carpark building serving Lower Level 1, Lower Level 2, Lower Level 3 and Upper Level 1.
(b)	Letter box	Letter box with stainless steel finish is provided.
(c)	Refuse collection	Refuse Storage and Materials Recovery Room is provided on Lower Level 1.
(d)	Water meter, electricity meter and gas meter	Separate electricity meter for each House Unit is provided at meter room. Separate water meter is provided at water meter room. Gas meter is provided in kitchen for each House Unit except Type 5 House Unit B, gas meter is provided in Lavatory 2

5. Security Facilities
Video door phone system connecting to all House Unit is provided in the Main Entrance. Card access control system is provided at Development Main Entrance. CCTV system is provided at major passages and inside lift cars and linked to the central security console under round-the-clock monitoring.

6. Appliances			
Type 2 House Unit A			
Applicable Room	Appliances	Brand	Model No.
-	Split-Type Air-Conditioning (Outdoor Unit)	Hitachi	RAS-160FSYN1Q
			RAS-160FSYN1Q
Living Room, Dining Room	Split-Type Air-Conditioning (Indoor Unit)	Hitachi	RPK-1.5FSNQS
			RPK-1.5FSNQS
			RPK-1.5FSNQS
	Colour Video Door Phone	Comelit	6602W
Kitchen	Electric Water Heater	Stiebel Eltron	DHM6
	Exhaust Fan	Wolter	EKNS125-4
	Colour Video Door Phone	Comelit	6602W
	Gas Hob (Wok Burner)	Siemens	ER326AB91X
	Gas Hob (2 Burners)	Siemens	ER326BB90X
	Induction Hob	Siemens	EH375ME11E
	Cooker Hood	Siemens	LC98BB540
	Built-in Oven	Siemens	HB36A1560S
	Built-in Steam Cooker	Siemens	HB26D552B
	Built-in Refrigerator	Siemens	K138CP65
	Built-in Washer Dryer 2 in 1	Siemens	WK14D540HK
	Wine Cellar	Vinvautz	VZ22BI
	LED TV	Oolaa	KTV15

FITTINGS, FINISHES AND APPLIANCES

裝置、裝修物料及設備

6. Appliances			
Type 2 House Unit A			
Applicable Room	Appliances	Brand	Model No.
Bedroom 1	Split-Type Air-Conditioning (Indoor Unit)	Hitachi	RPK-1.5FSNQS
Bedroom 2	Split-Type Air-Conditioning (Indoor Unit)	Hitachi	RPK-2.0FSNQS
Bedroom 3	Split-Type Air-Conditioning (Indoor Unit)	Hitachi	RPK-1.5FSNQS
			RPK-2.0FSNQS
Walk-in closet	Split-Type Air-Conditioning (Indoor Unit)	Hitachi	RPK-1.0FSNQS
Master Bathroom	Exhaust Fan	Wolter	RF150-4
	LED TV	J.S.A	TMBG15
Bathroom 1	Exhaust Fan	Wolter	RF150-6
	Gas Water Heater	TGC	NJW220TFQL
Bathroom 2	Exhaust Fan	Wolter	RF150-6
	Gas Water Heater	TGC	NJW160TFQL
Lavatory	Exhaust Fan	Wolter	EKNS125-4
	Electric Water Heater	Hotpool	HPU-3.5

6. Appliances			
Type 2 House Unit B			
Applicable Room	Appliances	Brand	Model No.
-	Split-Type Air-Conditioning (Outdoor Unit)	Hitachi	RAS-160FSYN1Q
			RAS-224FSNMQ
Living Room, Dining Room	Split-Type Air-Conditioning (Indoor Unit)	Hitachi	RPK-1.5FSNQS
			RPK-1.5FSNQS
			RPK-1.5FSNQS
	Colour Video Door Phone	Comelit	6602W
Kitchen	Electric Water Heater	Stiebel Eltron	DHM6
	Exhaust Fan	Wolter	EKNS125-4
	Colour Video Door Phone	Comelit	6602W
	Gas Hob (Wok Burner)	Siemens	ER326AB91X
	Gas Hob (2 Burners)	Siemens	ER326BB90X
	Induction Hob	Siemens	EH375ME11E
	Cooker Hood	Siemens	LC98BB540
Kitchen	Built-in Oven	Siemens	HB36A1560S
	Built-in Steam Cooker	Siemens	HB26D552B
	Built-in Refrigerator	Siemens	K138CP65
	Built-in Washer Dryer 2 in 1	Siemens	WK14D540HK
	Wine Cellar	Vinvautz	VZ22BI
	LED TV	Oolaa	KTV15
Bedroom 1	Split-Type Air-Conditioning (Indoor Unit)	Hitachi	RPK-2.0FSNQS
Study room	Split-Type Air-Conditioning (Indoor Unit)	Hitachi	RPK-1.5FSNQS
Bedroom 2	Split-Type Air-Conditioning (Indoor Unit)	Hitachi	RPK-1.0FSNQS
Master Bedroom	Split-Type Air-Conditioning (Indoor Unit)	Hitachi	RPK-1.5FSNQS
			RPK-1.5FSNQS

FITTINGS, FINISHES AND APPLIANCES

裝置、裝修物料及設備

6. Appliances			
Type 2 House Unit B			
Applicable Room	Appliances	Brand	Model No.
Corridor	Split-Type Air-Conditioning (Indoor Unit)	Hitachi	RPK-1.5FSNQS
Master Bathroom	Exhaust Fan	Wolter	RF150-4
	LED TV	J.S.A	TMBG15
Bathroom 1	Exhaust Fan	Wolter	RF150-6
	Gas Water Heater	TGC	NJW220TFQL
Bathroom 2	Exhaust Fan	Wolter	RF150-6
	Gas Water Heater	TGC	NJW220TFQL
Lavatory 1	Exhaust Fan	KDK	15WUE07
	Electric Water Heater	Stiebel Eltron	EHU-15E
Lavatory 2	Exhaust Fan	Wolter	RF150-4
	Electric Water Heater	Hotpool	HPU-3.5



FITTINGS, FINISHES AND APPLIANCES

裝置、裝修物料及設備

House Unit (Type 2) (also known as Diamond House Unit)
House Unit (Type 5) (also known as Grove House Unit)
House Unit (Type 1) (also known as Amber House Unit)

6. Appliances			
Type 5 House Unit A			
Applicable Room	Appliances	Brand	Model No.
-	Split-Type Air-Conditioning (Outdoor Unit)	Hitachi	RAS-160FSYN1Q
			RAS-160FSYN1Q
Living Room, Dining Room	Split-Type Air-Conditioning (Indoor Unit)	Hitachi	RPK-1.5FSNQS
			RPK-1.5FSNQS
			RPK-1.5FSNQS
	Colour Video Door Phone	Comelit	6602W
Kitchen	Electric Water Heater	Stiebel Eltron	DHM6
	Exhaust Fan	Wolter	EKNS125-4
	Colour Video Door Phone	Comelit	6602W
	Gas Hob (Wok Burner)	Siemens	ER326AB91X
	Gas Hob (2 Burners)	Siemens	ER326BB90X
	Induction Hob	Siemens	EH375ME11E
	Cooker Hood	Siemens	LC98BB540
	Built-in Oven	Siemens	HB36A1560S
	Built-in Steam Cooker	Siemens	HB26D552B
	Built-in Refrigerator	Siemens	K138CP65
	Built-in Washer Dryer 2 in 1	Siemens	WK14D540HK
	Wine Cellar	Vinvautz	VZ22BI
	LED TV	Oolaa	KTV15

6. Appliances			
Type 5 House Unit A			
Applicable Room	Appliances	Brand	Model No.
Bedroom 1	Split-Type Air-Conditioning (Indoor Unit)	Hitachi	RPK-1.5FSNQS
Bedroom 2	Split-Type Air-Conditioning (Indoor Unit)	Hitachi	RPK-2.0FSNQS
Bedroom 3	Split-Type Air-Conditioning (Indoor Unit)	Hitachi	RPK-1.5FSNQS
			RPK-2.0FSNQS
Walk-in closet	Split-Type Air-Conditioning (Indoor Unit)	Hitachi	RPK-1.0FSNQS
Master Bathroom	Exhaust Fan	Wolter	RF150-4
	LED TV	J.S.A	TMBG15
Bathroom 1	Exhaust Fan	Wolter	RF150-6
	Gas Water Heater	TGC	NJW220TFQL
Bathroom 2	Exhaust Fan	Wolter	RF150-6
	Gas Water Heater	TGC	NJW160TFQL
Lavatory	Exhaust Fan	Wolter	EKNS125-4
	Electric Water Heater	Hotpool	HPU-3.5



FITTINGS, FINISHES AND APPLIANCES

裝置、裝修物料及設備

6. Appliances			
Type 5 House Unit B			
Applicable Room	Appliances	Brand	Model No.
-	Split-Type Air-Conditioning (Outdoor Unit)	Hitachi	RAS-224FSNMQ
			RAS-160FSYN1Q
Living Room, Dining Room	Split-Type Air-Conditioning (Indoor Unit)	Hitachi	RPK-56FSNQ (For House Units 21B, 25B, 27B, 28B & 29B only)
			RPK-56FSNQ (For House Units 21B, 25B, 27B, 28B & 29B only)
			RPK-2.0FSNQS (Except for House Units 21B, 25B, 27B, 28B & 29B)
			RPK-2.0FSNQS (Except for House Units 21B, 25B, 27B, 28B & 29B)
	Colour Video Door Phone	Comelit	6602W
Kitchen	Electric Water Heater	Stiebel Eltron	DHM6
	Exhaust Fan	Wolter	ESB160L
	Colour Video Door Phone	Comelit	6602W
	Gas Hob (Wok Burner)	Siemens	ER326AB91X
	Gas Hob (2 Burners)	Siemens	ER326BB90X
	Induction Hob	Siemens	EH375ME11E
	Cooker Hood	Siemens	LC98BB540
	Built-in Oven	Siemens	HB36A1560S
	Built-in Steam Cooker	Siemens	HB26D552B
	Built-in Refrigerator	Siemens	K138CP65
	Built-in Washer Dryer 2 in 1	Siemens	WK14D540HK
	Wine Cellar	Vinvautz	VZ22BI
	LED TV	Oolaa	KTV15

FITTINGS, FINISHES AND APPLIANCES

裝置、裝修物料及設備

6. Appliances			
Type 5 House Unit B			
Applicable Room	Appliances	Brand	Model No.
Bedroom 1	Split-Type Air-Conditioning (Indoor Unit)	Hitachi	RPK-56FSNQ (For House Units 21B, 25B, 27B, 28B & 29B only)
			RPK-2.0FSNQS (Except for House Units 21B, 25B, 27B, 28B & 29B)
Bedroom 2	Split-Type Air-Conditioning (Indoor Unit)	Hitachi	RPK-40FSNQ (For House Units 21B, 25B, 27B, 28B & 29B only)
			RPK-1.5FSNQS (Except for House Units 21B, 25B, 27B, 28B & 29B)
Bedroom 3	Split-Type Air-Conditioning (Indoor Unit)	Hitachi	RPK-40FSNQ (For House Units 21B, 25B, 27B, 28B & 29B only)
			RPK-40FSNQ (For House Units 21B, 25B, 27B, 28B & 29B only)
			RPK-1.5FSNQS (Except for House Units 21B, 25B, 27B, 28B & 29B)
			RPK-1.5FSNQS (Except for House Units 21B, 25B, 27B, 28B & 29B)
Bedroom 4	Split-Type Air-Conditioning (Indoor Unit)	Hitachi	RPK-40FSNQ (For House Units 21B, 25B, 27B, 28B & 29B only)
			RPK-1.5FSNQS (Except for House Units 21B, 25B, 27B, 28B & 29B)
Corridor	Split-Type Air-Conditioning (Indoor Unit)	Hitachi	RPK-40FSNQ (For House Units 21B, 25B, 27B, 28B & 29B only)
			RPK-1.5FSNQS (Except for House Units 21B, 25B, 27B, 28B & 29B)

6. Appliances			
Type 5 House Unit B			
Applicable Room	Appliances	Brand	Model No.
Master Bathroom	Exhaust Fan	Wolter	RF150-4
	LED TV	J.S.A	TMBG15
Bathroom 1	Exhaust Fan	Wolter	RF150-6
	Gas Water Heater	TGC	NJW220TFQL
Bathroom 2	Exhaust Fan	Wolter	RF150-6
	Gas Water Heater	TGC	NJW220TFQL
Bathroom 4	Exhaust Fan	Wolter	RF150-6
Lavatory 1	Exhaust Fan	Wolter	RF150-6
	Electric Water Heater	Stiebel Eltron	DHM6
Lavatory 2	Exhaust Fan	Wolter	RF150-6
	Electric Water Heater	Hotpool	HPU-3.5
Type 1 House Unit A			
-	Split-Type Air-Conditioning (Outdoor Unit)	Hitachi	RAS-160FSYN1Q
			RAS-224FSNMQ
Living Room, Dining Room	Split-Type Air-Conditioning (Indoor Unit)	Hitachi	RPK-40FSNQ (Except for House Units 32A, 33A, 35A & 51A)
			RPK-40FSNQ (Except for House Units 32A, 33A, 35A & 51A)
			RPK-1.5FSNQS (For House Units 32A, 33A, 35A & 51A only)
			RPK-1.5FSNQS (For House Units 32A, 33A, 35A & 51A only)
			RPK-56FSNQ (Except for House Units 32A, 33A, 35A & 51A)
			RPK-2.0FSNQS (For House Units 32A, 33A, 35A & 51A only)
	Colour Video Door Phone	Comelit	6602W



FITTINGS, FINISHES AND APPLIANCES

裝置、裝修物料及設備

6. Appliances			
Type 1 House Unit A			
Applicable Room	Appliances	Brand	Model No.
Kitchen	Electric Water Heater	Stiebel Eltron	DHM6
	Exhaust Fan	Wolter	RF150-4
	Colour Video Door Phone	Comelit	6602W
	Gas Hob (Wok Burner)	Siemens	ER326AB91X
	Gas Hob (2 Burners)	Siemens	ER326BB90X
	Induction Hob	Siemens	EH375ME11E
	Cooker Hood	Siemens	LC98BB540
	Built-in Oven	Siemens	HB36A1560S
	Built-in Steam Cooker	Siemens	HB26D552B
	Built-in Refrigerator	Siemens	K138CP65
	Built-in Washer Dryer 2 in 1	Siemens	WK14D540HK
	Wine Cellar	Vinvautz	VZ22BI
	LED TV	Oolaa	KTV15
Bedroom 1	Split-Type Air-Conditioning (Indoor Unit)	Hitachi	RPK-56FSNQ (Except for House Units 32A, 33A, 35A & 51A)
			RPK-2.0FSNQS (For House Units 32A, 33A, 35A & 51A only)
Bedroom 2	Split-Type Air-Conditioning (Indoor Unit)	Hitachi	RPK-28FSNQ (Except for House Units 32A, 33A, 35A & 51A)
			RPK-1.0FSNQS (For House Units 32A, 33A, 35A & 51A only)

6. Appliances			
Type 1 House Unit A			
Applicable Room	Appliances	Brand	Model No.
Master Bedroom 3	Split-Type Air-Conditioning (Indoor Unit)	Hitachi	RPK-56FSNQ (Except for House Units 32A, 33A, 35A & 51A)
			RPK-2.0FSNQS (For House Units 32A, 33A, 35A & 51A only)
Bedroom 4	Split-Type Air-Conditioning (Indoor Unit)	Hitachi	RPK-28FSNQ (Except for House Units 32A, 33A, 35A & 51A)
			RPK-1.0FSNQS (For House Units 32A, 33A, 35A & 51A only)



FITTINGS, FINISHES AND APPLIANCES

裝置、裝修物料及設備

House Unit (Type 2) (also known as Diamond House Unit)
House Unit (Type 5) (also known as Grove House Unit)
House Unit (Type 1) (also known as Amber House Unit)

6. Appliances			
Type 1 House Unit A			
Applicable Room	Appliances	Brand	Model No.
Corridor	Split-Type Air-Conditioning (Indoor Unit)	Hitachi	RPK-40FSNQ (Except for House Units 32A, 33A, 35A & 51A)
			RPK-1.5FSNQS (For House Units 32A, 33A, 35A & 51A only)
Walk-in closet	Split-Type Air-Conditioning (Indoor Unit)	Hitachi	RPK-28FSNQ (Except for House Units 32A, 33A, 35A & 51A)
			RPK-1.0FSNQS (For House Units 32A, 33A, 35A & 51A only)
Bathroom 1	Exhaust Fan	Wolter	RF150-6
	Gas Water Heater	TGC	NJW220TFQL
Bathroom 2	Exhaust Fan	Wolter	RF150-6
	Gas Water Heater	TGC	NJW220TFQL
Bathroom 4	Exhaust Fan	Wolter	RF150-6
Master Bathroom	Exhaust Fan	Wolter	RF150-6
	LED TV	J.S.A	TMBG15
Lavatory	Exhaust Fan	Wolter	RF150-6
	Electric Water Heater	Hotpool	HPU-3.5

6. Appliances			
Type 1 House Unit B			
Applicable Room	Appliances	Brand	Model No.
-	Split-Type Air-Conditioning (Outdoor Unit)	Hitachi	RAS-224FSNMQ
			RAS-160FSYN1Q
Living Room, Dining Room	Split-Type Air-Conditioning (Indoor Unit)	Hitachi	RPK-56FSNQ (For House Units 37B & 51B only)
			RPK-2.0FSNQS (Except for House Units 37B & 51B)
			RPK-40FSNQ (For House Units 37B & 51B only)
			RPK-1.5FSNQS (Except for House Units 37B & 51B)
			RPK-40FSNQ (For House Units 37B & 51B only)
			RPK-1.5FSNQS (Except for House Units 37B & 51B)
	Colour Video Door Phone	Comelit	6602W
Kitchen	Electric Water Heater	Stiebel Eltron	DHM6
	Exhaust Fan	Wolter	EKNS125-4
	Colour Video Door Phone	Comelit	6602W
	Gas Hob (Wok Burner)	Siemens	ER326AB91X
	Gas Hob (2 Burners)	Siemens	ER326BB90X
	Induction Hob	Siemens	EH375ME11E
	Cooker Hood	Siemens	LC98BB540
	Built-in Oven	Siemens	HB36A1560S
	Built-in Steam Cooker	Siemens	HB26D552B
	Built-in Refrigerator	Siemens	K138CP65
	Built-in Washer Dryer 2 in 1	Siemens	WK14D540HK
	Wine Cellar	Vinvautz	VZ22BI
	LED TV	Oolaa	KTV15



FITTINGS, FINISHES AND APPLIANCES

裝置、裝修物料及設備

6. Appliances			
Type 1 House Unit B			
Applicable Room	Appliances	Brand	Model No.
Bedroom 1	Split-Type Air-Conditioning (Indoor Unit)	Hitachi	RPK-56FSNQ (For House Units 37B & 51B only)
			RPK-2.0FSNQS (Except for House Units 37B & 51B)
Bedroom 2	Split-Type Air-Conditioning (Indoor Unit)	Hitachi	RPK-40FSNQ (For House Units 37B & 51B only)
			RPK-1.5FSNQS (Except for House Units 37B & 51B)
Master Bedroom 3	Split-Type Air-Conditioning (Indoor Unit)	Hitachi	RPK-56FSNQ (For House Units 37B & 51B only)
			RPK-2.0FSNQS (Except for House Units 37B & 51B)
Bedroom 4	Split-Type Air-Conditioning (Indoor Unit)	Hitachi	RPK-40FSNQ (For House Units 37B & 51B only)
			RPK-1.5FSNQS (Except for House Units 37B & 51B)
Corridor	Split-Type Air-Conditioning (Indoor Unit)	Hitachi	RPK-28FSNQ (For House Units 37B & 51B only)
			RPK-1.0FSNQS (Except for House Units 37B & 51B)
Walk-in closet	Split-Type Air-Conditioning (Indoor Unit)	Hitachi	RPK-28FSNQ (For House Units 37B & 51B only)
			RPK-1.0FSNQS (Except for House Units 37B & 51B)

6. Appliances			
Type 1 House Unit B			
Applicable Room	Appliances	Brand	Model No.
Bathroom 1	Exhaust Fan	Wolter	RF150-6
	Gas Water Heater	TGC	NJW220TFQL
Bathroom 2	Exhaust Fan	Wolter	RF150-6
	Gas Water Heater	TGC	NJW220TFQL
Bathroom 3	Exhaust Fan	Wolter	RF150-6
Master Bathroom	Exhaust Fan	Wolter	RF150-6
	LED TV	J.S.A	TMBG15
Lavatory	Exhaust Fan	Wolter	ESB160L
	Electric Water Heater	Hotpool	HPU-3.5

The Vendor undertakes that if appliances of the specified brand name or model number are not installed in the Development, appliances of comparable quality will be installed.

FITTINGS, FINISHES AND APPLIANCES

裝置、裝修物料及設備

House (Type 4) (also known as Jade House)
House (Type 3) (also known as Emerald House)

1. Exterior Finishes		
	Item	Description
(a)	External wall	Finished with natural stone, glass wall, aluminum grilles, and aluminum features.
(b)	Window	Aluminum window frame fitted with clear glass for window in Living Room and Dining Room, Bedrooms, Study Room, Closet, Corridor, Internal Staircase, Kitchens and Store Room. Aluminum window frame fitted with translucent glass for window in Bathrooms and Lavatory.
(c)	Bay window	Not applicable.
(d)	Planter	Not applicable.
(e)	Verandah or Balcony	Balcony is fitted with glass balustrade and stainless steel top rail. Floors are finished with homogeneous tiles. Walls are finished with natural stone. Balcony is uncovered. There is no verandah.
(f)	Drying facilities for clothing	Not applicable.

2. Interior Finishes		
	Item	Description
(a)	Lobby	Not applicable.
(b)	Internal wall & ceiling	Ceilings Living Room, Dining Room, Bedrooms and Walk-in closet are plastered with emulsion paint and gypsum board with emulsion paint in some areas of the ceiling to exposed surface. Walls Living Room, Dining Room, Bedrooms and Walk-in closet are plastered with emulsion paint to exposed surface.

2. Interior Finishes		
	Item	Description
(b)	Internal wall & ceiling	Type 3 House 12 only Ceiling Living Room, Dining Room, Bedrooms and Walk-in closet are plastered with emulsion paint and gypsum board with emulsion paint in some areas of the ceiling to exposed surface. Internal wall Living Room and Dining Room are finished with emulsion paint and fitted with the timber veneer panel, fabric and metal strip. Bedroom 1 is finished with emulsion paint and wallpaper, fitted with timber veneer panel, mirror and metal strip. Bedroom 2 is finished with emulsion paint and fitted with the timber veneer panel, fabric, mirror and metal strip. Bedroom 3 is finished with emulsion paint and fitted with the timber veneer panel, mirror strip and mirror, fabric, upholstery leather and metal strip. Type 4 House 9 only Ceiling Living Room, Dining Room, Bedrooms and Walk-in closet are plastered with emulsion paint and gypsum board with emulsion paint in some areas of the ceiling to exposed surface. Internal wall Living Room and Dining Room finished with emulsion paint and decorated with natural stone, high-gloss lacquered panel, fabric panel, wallpaper, mirror strips and stainless steel panel. Bedroom 1 is finished with emulsion paint and decorated with wallpaper, fabric panel, stainless steel panel, mirror and high-gloss lacquered panel finishes. Bedroom 2 is finished with emulsion paint and decorated with high-gloss lacquered panel finishes, stainless steel panel, wallpaper, fabric panel and mirror. Master Bedroom is finished with high-gloss lacquered panel, wallpaper, natural stone, mirror, mirror strips, fabric panel and stainless steel panel. Bedroom 3 is finished with wallpaper, natural stone, mirror strips, fabric panel and stainless steel panel.
(c)	Internal floor	Living Room and Dining Room are furnished with natural stone flooring and skirting. Bedrooms and Walk-in closet are finished with engineered wood flooring and engineered wood skirting to exposed surface. Type 3 House 12 only Living Room and Dining Room are finished with natural stone flooring and natural stone skirting. All Bedrooms are finished with carpet flooring and metal skirting. Type 4 House 9 only Living Room and Dining Room floor are finished with natural stone with metal skirting. All Bedrooms floor are carpet flooring with metal skirting.



FITTINGS, FINISHES AND APPLIANCES

裝置、裝修物料及設備

House (Type 4) (also known as Jade House)
House (Type 3) (also known as Emerald House)

2. Interior Finishes		
	Item	Description
(d)	Bathroom	Bathroom, Lavatory 1 Ceiling finished with gypsum board and emulsion paint to exposed surface. Floor finished with natural stone to exposed surface. Internal walls finished with natural stone to exposed surface. Lavatory 2 Ceiling finished with aluminum panel to exposed surface. Floor finished with homogenous tiles to exposed surface. Internal walls finished with homogeneous tiles to exposed surface.
(e)	Kitchen	Ceiling finished with gypsum board and emulsion paint and aluminum panel to exposed surface. Floor finished with natural stone to exposed surface. Internal walls finished with natural stone to exposed surface. Wall above gas cooker finished with stainless steel panel where exposed. Cooking bench is finished with solid surfacing material.

3. Interior Fittings		
	Item	Description
(a)	Doors	Entrance Door Solid core timber door finished with timber veneer and aluminum panel and glass panel fitted with concealed door closer, door handle, door hinges, door stop, eye-viewer and lockset. Store Room Hollow core timber door finished with timber veneer and fitted with door hinges and lockset. Master Bedroom, Bedroom 1, Bedroom 2, Bedroom 3, Walk-in closet, Study Rooms, Bathroom 1, Bathroom 2, Bathroom 4, Lavatory 1 Hollow core timber door finished with timber veneer and fitted with door hinges, door stop and lockset. Bathroom 3 Hollow core timber door finished with timber veneer and fitted with door hinges, door stop and lockset. Lavatory 2 Hollow core timber sliding door finished with plastic laminate and fitted with handle. Kitchen Solid core timber door finished with timber veneer, fitted with vision panel, door closer, door stop and lockset.

3. Interior Fittings		
	Item	Description
		Garden For Type 3 Houses Aluminum framed clear glass sliding door fitted with handle and lockset. For Type 4 Houses Aluminum framed clear glass door fitted with handle and lockset. Balcony For Type 3 Houses Aluminum framed clear glass door fitted with handle and lockset. For Type 4 Houses Aluminum framed clear glass sliding door fitted with handle and lockset. Flat Roof Aluminum framed clear glass door fitted with handle and lockset. For Type 3 House 12 Only Entrance Door Solid core timber door finished with timber veneer, aluminum panel and metal strip and fitted with door hinge, concealed door closer, door stop and lockset. Master Bedroom, Bedrooms, Bathroom 1, Bathroom 2, Bathroom 3, Bathroom 4, Walk-in closet in Master Bedroom, Study Room Solid core timber door finished with high-gloss lacquered panel and fitted with door hinge, door stop and lockset. Kitchen, Lavatory 1 Solid core timber door finished with timber veneer and metal strip and fitted with door hinge, door stop and lockset. Type 4 House 9 only Entrance Door Solid core timber door finished with timber veneer, aluminum panel, high-gloss lacquered panel and stainless steel strips and fitted with glass panel, concealed door closer, door stop and lockset. Master Bedroom, Bedrooms, Bathroom 1, Bathroom 2, Bathroom 3, Bathroom 4, Walk-in closet in Master Bedroom, Lavatory 1 Solid core timber door finished with high-gloss lacquered panel and fitted with door stop and lockset. Kitchen Solid core timber door finished with high-gloss lacquered panel and fitted with lockset. Walk-in closet in Bedroom 1 Solid core timber door finished with high-gloss lacquered panel and fitted with door stop and concealed door closer.
(a)	Doors	

FITTINGS, FINISHES AND APPLIANCES

裝置、裝修物料及設備

3. Interior Fittings		
	Item	Description
(b)	Bathroom	Bathroom 1, Bathroom 2, Bathroom 4 For Type 3 Houses Mirror cabinet and wooden basin cabinet fitted with natural stone countertop and sanitary wares and fittings include vitreous china wash basin with chrome plated basin mixer. Other fittings included chrome plated shower set. Fitted with vitreous china water closet, exhaust fan and gas water heater controller. Other accessories include chrome plated towel bar and chrome plated paper roll holder.
		Bathroom 2, Bathroom 3 For Type 4 Houses Mirror cabinet and wooden basin cabinet fitted with natural stone countertop and sanitary wares and fittings include vitreous china wash basin with chrome plated basin mixer. Other fittings included chrome plated shower set. Fitted with vitreous china water closet, exhaust fan and gas water heater controller. Other accessories include chrome plated towel bar and chrome plated paper roll holder.
		Bathroom 1 For Type 4 Houses Mirror cabinet and wooden basin cabinet fitted with natural stone countertop and sanitary wares and fittings include vitreous china wash basin with chrome plated basin mixer. Other fittings included chrome plated shower set. Enamelled steel bathtub (1500mm(L) x 700mm(W) x 410mm(D)), chrome plated bath mixer and chrome plated bath shower set. Fitted with vitreous china water closet, exhaust fan and gas water heater controller. Other accessories include chrome plated towel bar and chrome plated paper roll holder.
		For Type 3 Houses Bathroom 3 and Type 4 Houses Bathroom 4 Mirror cabinet and wooden basin cabinet fitted with natural stone countertop and sanitary wares and fittings include vitreous china wash basin with chrome plated basin mixer. Other fittings included chrome plated shower set. Enamelled steel bathtub (1800mm(L) x 800mm(W) x 430mm(D)), chrome plated bath mixer and chrome plated bath shower set. Fitted with vitreous china water closet, exhaust fan and gas water heater controller. Other accessories include chrome plated towel bar, chrome plated towel ring and chrome plated paper roll holder.
		Lavatory 1 Wooden basin cabinet fitted with natural stone countertop and sanitary wares and fittings include vitreous china wash basin with chrome plated basin mixer. Fitted with vitreous china water closet and exhaust fan. Other accessories include chrome plated paper roll holder.
		Lavatory 2 Fitted with vitreous china wash basin with chrome plated basin mixer, chrome plated shower set, vitreous china water closet and exhaust fan. Other accessories include chrome plated paper roll holder. Copper water pipes for hot and cold water are installed. See“ Water Supply” below for type and material of water supply system For appliances provision and brand names, please refer to “Appliances Schedule”.

3. Interior Fittings		
	Item	Description
(C)	Kitchen	Wooden cabinet with lacquer and wood veneer melamine door panel. Solid surfacing material countertop, stainless steel sink with chrome-plated sink mixer and exhaust fan. For appliances and their brand names and model numbers, please refer to “Appliances Schedule”. See “Water Supply” below for type and material of water supply system.
(d)	Bedroom	Plywood closet For Type 3 Closet at 2/F and Walk-in Closet at 3/F and Type 4 Walk-in Closet at Master Bedroom Type 3 House 12 Only Bedroom 1 Provided wooden TV console with display shelving, laminated wire-mesh glass wooden closet and fabric curtain. Bedroom 2 Provided wooden frame glass door closet and fabric curtain. Bedroom 3 Provided wooden frame TV display cabinet with glass shelves, wooden closet with vanity table and fabric curtain. Type 4 House 9 only Bedroom 1, Bedroom 3 and Master Bedroom Provided wooden closet and fabric curtain. Bedroom 2 Provided wooden and glass closet, natural stone top wooden vanity desk and fabric curtain.
(e)	Telephone	Telephone outlets are provided in Living Room, Dining Room and Bedrooms. For the number of connection points, please refer to the “Schedule of Mechanical & Electrical Provisions of Houses”.
(f)	Aerials	TV and FM outlets are provided in Living Room, Dining Room and Bedrooms. For the number of connection points, please refer to the “Schedule of Mechanical & Electrical Provisions of Houses”.
(g)	Electrical	Three phase 100 Amp electricity supply with miniature board circuit breaker (MCB) distribution board is provided for all House. Concealed conduit with cable wiring for socket outlets, power points and lighting points are provided in Living Room, Dining Room, Bedrooms, Store Room, Bathrooms, Lavatory and Kitchen. For the number of socket outlets and power points, please refer to the “Schedule of Mechanical & Electrical Provisions of Houses”.
(h)	Gas supply	Internal gas supply pipes are installed and connected to gas cooker and gas water heater. For the location of gas supply point, please refer to the “Schedule of Mechanical &Electrical Provisions of Houses”.



FITTINGS, FINISHES AND APPLIANCES

裝置、裝修物料及設備

House (Type 4) (also known as Jade House)
House (Type 3) (also known as Emerald House)

3. Interior Fittings		
	Item	Description
(i)	Washing machine connection point	Water supply and drainage connection points are provided for washing machine in kitchen. For the number of water inlet and outlet connection point for washing machine, please refer to the " Schedule of Mechanical & Electrical Provisions of Houses”.
(j)	Water supply	Except running inside false ceiling and external wall, concealed copper pipes are used for both cold & hot supply of each residential unit. Hot water supply to bathroom is provided by gas water heater installed inside Bathroom. Hot water supply to kitchen is provided by instantaneous electric water heaters installed inside Kitchen. Hot water supply to Lavatory inside Store Room is provided by storage type electric water heater.

4. Miscellaneous		
	Item	Description
(a)	Lifts	Two no. of “Toshiba EL-1638" brand passenger lifts for recreational facilities and carpark building serving Lower Level 1, Lower Level 2, Lower Level 3 and Upper Level 1.
(b)	Letter box	Letter box with stainless steel finish is provided.
(c)	Refuse collection	Refuse Storage and Material Recovery Room is provided on Lower Level 1.
(d)	Water meter, electricity meter and gas meter	Separate electricity meter for each House is provided at meter. Separate water meter for Type 3 House is provided at Common Water Meter box. Separate water meter for Type 4 House is provided at water meter. Gas meter for Type 3 House is provided at Garden. Gas meter for Type 4 House is provided at Common Gas Meter Cabinet.

5. Security Facilities	
Video door phone system connecting to each house is provided in the Main Entrance. Card access control system is provided at Development Main Entrance. CCTV system is provided at major passages and linked to the central security console under round-the-clock monitoring.	

6. Appliances			
Type 4 Houses			
Applicable Room	Appliances	Brand	Model No.
-	Split-Type Air-Conditioning (Outdoor Unit)	Hitachi	RAS-224FSNMQ
			RAS-224FSNMQ
Living Room, Dining Room	Split-Type Air-Conditioning (Indoor Unit)	Hitachi	RPK-1.5FSNQS
			RPK-1.5FSNQS
			RPK-1.5FSNQS
Kitchen	Colour Video Door Phone	Comelit	6602W
	Electric Water Heater	Stiebel Eltron	DHM6
	Exhaust Fan	Wolter	ESB160L
	Colour Video Door Phone	Comelit	6602W
	Gas Hob (Wok Burner)	Gaggenau	VG231334 SG
	Gas Hob (2 Burners)	Gaggenau	VG232334 SG
	Induction Hob	Gaggenau	VI230134
	Cooker Hood	Gaggenau	AW200192
	Built-in Oven	Gaggenau	BO220111 / BO221111
	Built-in Steam Cooker	Gaggenau	BS220110 / BS221110
	Built-in Refrigerator	Siemens	K138CP65
	Built-in Washer Dryer 2 in 1	Siemens	WK14D540HK
	Wine Cellar	Vinvautz	VZ22BI
	LED TV	Oolaa	KTV15



FITTINGS, FINISHES AND APPLIANCES

裝置、裝修物料及設備

6. Appliances			
Type 4 Houses			
Applicable Room	Appliances	Brand	Model No.
Bedroom 1	Split-Type Air-Conditioning (Indoor Unit)	Hitachi	RPK-1.0FSNQS
			RPK-1.5FSNQS
Bedroom 2	Split-Type Air-Conditioning (Indoor Unit)	Hitachi	RPK-2.0FSNQS
Bedroom 3	Split-Type Air-Conditioning (Indoor Unit)	Hitachi	RPK-2.0FSNQS
Master Bedroom	Split-Type Air-Conditioning Indoor Unit)	Hitachi	RPK-1.5FSNQS
			RPK-1.5FSNQS
Corridor	Split-Type Air-Conditioning (Indoor Unit)	Hitachi	RPK-1.5FSNQS
Walk-in closet (Master Bedroom)	Split-Type Air-Conditioning (Indoor Unit)	Hitachi	RPK-1.0FSNQS
Master Bathroom	Exhaust Fan	Wolter	EKNS125-4
	Gas Water Heater	TGC	NJW220TFQL
	LED TV	J.S.A	TMBG15
Bathroom 1	Exhaust Fan	Wolter	RF150-6
	Gas Water Heater	TGC	NJW160TFQL
Bathroom 2	Exhaust Fan	Wolter	RF150-6
	Gas Water Heater	TGC	NJW160TFQL
Bathroom 3	Exhaust Fan	Wolter	RF150-6
Lavatory 1	Exhaust Fan	Wolter	EKNS125-4
	Electric Water Heater	Stiebel Eltron	DHM6
Lavatory 2	Exhaust Fan	Wolter	EKNS125-4
	Electric Water Heater	Hotpool	HPU-3.5

6. Appliances			
Type 3 Houses			
Applicable Room	Appliances	Brand	Model No.
-	Split-Type Air-Conditioning (Outdoor Unit)	Hitachi	RAS-224FSNMQ
			RAS-160FSYN1Q
Living Room, Dining Room	Split-Type Air-Conditioning (Indoor Unit)	Hitachi	RPK-2.0FSNQS
	Colour Video Door Phone	Comelit	6602W
Kitchen	Electric Water Heater	Stiebel Eltron	DHM6
	Exhaust Fan	Wolter	ESB160L
	Colour Video Door Phone	Comelit	6602W
	Gas Hob (Wok Burner)	Gaggenau	VG231334 SG
	Gas Hob (2 Burners)	Gaggenau	VG232334 SG
	Induction Hob	Gaggenau	VI230113
	Cooker Hood	Gaggenau	AW200192
	Built-in Oven	Gaggenau	BO220111 / BO221111
	Built-in Steam Cooker	Gaggenau	BS220110 / BS221110
	Built-in Refrigerator	Siemens	K138CP65
	Built-in Washer Dryer 2 in 1	Siemens	WK14D540HK
	Wine Cellar	Vinvautz	VZ22BI
	LED TV	Oolaa	KTV15



FITTINGS, FINISHES AND APPLIANCES

裝置、裝修物料及設備

House (Type 4) (also known as Jade House)
House (Type 3) (also known as Emerald House)

6. Appliances			
Type 3 Houses			
Applicable Room	Appliances	Brand	Model No.
Bedroom 1	Split-Type Air-Conditioning (Indoor Unit)	Hitachi	RPK-2.0FSNQS
Bedroom 2	Split-Type Air-Conditioning (Indoor Unit)	Hitachi	RPK-1.5FSNQS
Bedroom 3	Split-Type Air-Conditioning (Indoor Unit)	Hitachi	RPK-2.0FSNQS
Study Room	Split-Type Air-Conditioning (Indoor Unit)	Hitachi	RPK-1.5FSNQS
Corridor	Split-Type Air-Conditioning (Indoor Unit)	Hitachi	RPK-1.5FSNQS
Walk-in closet	Split-Type Air-Conditioning (Indoor Unit)	Hitachi	RPK-1.0FSNQS
Master Bathroom	Exhaust Fan	Wolter	RF150-4
	Gas Water Heater	TGC	NJW220TFQL
	LED TV	J.S.A	TMBG15
Bathroom 1	Exhaust Fan	Wolter	RF150-6
	Gas Water Heater	TGC	NJW160TFQL
Bathroom 2	Exhaust Fan	Wolter	RF150-6
	Gas Water Heater	TGC	NJW160TFQL
Bathroom 3	Exhaust Fan	Wolter	RF150-6
Lavatory 1	Exhaust Fan	Wolter	RF150-6
	Electric Water Heater	Stiebel Eltron	DHM6
Lavatory 2	Exhaust Fan	Wolter	RF150-6
	Electric Water Heater	Hotpool	HPU-3.5

The Vendor undertakes that if appliances of the specified brand name or model number are not installed in the Development, appliances of comparable quality will be installed.

FITTINGS, FINISHES AND APPLIANCES

裝置、裝修物料及設備

洋房單位 (類別2) (亦稱為藍彩鑽洋房單位)
洋房單位 (類別5) (亦稱為青玥琳洋房單位)
洋房單位 (類別1) (亦稱為金琥珀洋房單位)

1. 外部裝修物料		
	細項	描述
(a)	外牆	鋪砌瓷磚、玻璃牆、鋁質柵及鋁質裝飾。
(b)	窗	客廳、飯廳、睡房、走廊、廚房及儲物室窗戶選用鋁質窗框配以清玻璃。 浴室及洗手間窗戶選用鋁質窗框配以半透明玻璃。 只適用於類別5洋房單位A 睡房2及睡房3窗戶選用鋁質窗框配以清玻璃及半透明玻璃。
(c)	窗台	窗台用料為鋼筋混凝土。窗台板鋪砌天然石。
(d)	花槽	不適用。
(e)	陽台或露台	露台均裝有玻璃圍欄及不銹鋼扶手。 裝設鋁質天花。 地台鋪砌同質磚。 外牆鋪砌瓷磚。 類別2洋房單位A露台為有蓋。 類別1洋房單位B、類別2洋房單位B及類別5洋房單位露台沒有蓋。 類別1洋房單位A露台部份有蓋。 不設陽台。
(f)	乾衣設施	不適用。

2. 室內裝修物料		
	細項	描述
(a)	大堂	類別1洋房單位 地庫升降機大堂 外露天花為髹上乳膠漆的石膏板。 外露地台鋪砌天然石材。 外露室內牆身鋪砌人造石材。 地下升降機大堂 外露天花為髹上乳膠漆的石膏板。 外露地台鋪砌天然石材。 外露室內牆身鋪砌人造石材、木皮飾面及不銹鋼裝飾。

2. 室內裝修物料		
	細項	描述
(a)	大堂	3樓升降機大堂 外露天花為髹上乳膠漆的石膏板。 外露地台鋪砌天然石材。 外露室內牆身鋪砌人造石材。
(b)	內牆及天花板	天花板 客廳、飯廳、睡房及衣帽間外露天花批盪後髹上乳膠漆，部分外露天花位置裝設上乳膠漆的石膏板。 內牆 客廳、飯廳、睡房及衣帽間之外露內牆批盪後髹上乳膠漆。 只適用於類別2洋房單位1B 天花板 客廳、飯廳、睡房及衣帽間外露天花批盪後髹上乳膠漆、部分外露天花位置裝設上乳膠漆的石膏板。 內牆 客廳、飯廳、睡房及衣帽間之外露內牆批盪後髹上乳膠漆，部份牆身設有牆紙。 只適用於類別1洋房單位35A 內牆 客廳、飯廳鋪砌木紋飾面板、天然石材、髮絲紋不銹鋼、鏡面及玻璃。 主人睡房鋪砌乳膠漆、髮絲紋不銹鋼、鏡面、捫皮、布質及木紋飾面板。 睡房1鋪砌油漆、鏡面、木紋飾面板及絲絨。 睡房2鋪砌布質、鏡面、髮絲紋不銹鋼及木紋飾面板。 睡房4鋪砌天然石材、乳膠漆、鏡面、木紋飾面板及布質。 天花板 客廳、飯廳、睡房及衣帽間外露天花批盪後髹上乳膠漆，部分外露天花位置裝設上乳膠漆的石膏板。
(c)	內部地板	客廳、飯廳、衣帽間及睡房外露地台鋪砌複合木地板及複合木牆腳線。 只適用於類別1洋房單位35A 客廳及飯廳以天然石材鋪砌，不設腳線。 所有睡房鋪砌複合木地板，不設腳線。
(d)	浴室	浴室 外露天花為髹上乳膠漆的石膏板。 外露地台鋪砌天然石材。 外露室內牆身鋪砌天然石材。 洗手間 類別1洋房單位、類別2洋房單位A及類別5洋房單位A 外露天花批盪後髹上乳膠漆。 外露地台鋪砌同質磚。 外露室內牆身鋪砌同質磚。



FITTINGS, FINISHES AND APPLIANCES

裝置、裝修物料及設備

洋房單位 (類別2) (亦稱為藍彩鑽洋房單位)
洋房單位 (類別5) (亦稱為青玥琳洋房單位)
洋房單位 (類別1) (亦稱為金琥珀洋房單位)

2. 室內裝修物料		
	細項	描述
(d)	浴室	洗手間1 只適用於類別5洋房單位B 外露天花為髹上乳膠漆的石膏板。 外露地台鋪砌天然石材。 外露室內牆身鋪砌天然石材。 只適用於類別2洋房單位B 外露天花批盪後髹上乳膠漆。 外露地台鋪砌同質磚。 外露室內牆身鋪砌同質磚。 洗手間2 只適用於類別5洋房單位B 外露天花為鋁質板。 外露地台鋪砌同質磚。 外露室內牆身鋪砌同質磚。 其他洋房單位 外露天花為髹上乳膠漆的石膏板。 外露地台鋪砌天然石材。 外露室內牆身鋪砌天然石材。
		外露天花為髹上乳膠漆的石膏板及鋁質板。 外露地台鋪砌天然石材。 外露室內牆身鋪砌天然石材。煤氣煮食爐上之外露牆身裝配不銹鋼板。 灶台鋪砌實心材料。

3. 室內裝置		
	細項	描述
(a)	門	單位大門 實心木門配以木皮飾面及鋁質板、玻璃片，裝設隱藏式氣鼓、手柄、門鉸、門頂、防盜眼 (類別1洋房單位B除外) 及門鎖。 出口 (至樓梯)、出口 (至停車場)、電梯大堂 實心木門配以木皮飾面裝設門鉸及門鎖。 客廳、飯廳、門 (至內置樓梯)、儲物室1、儲物室2 中空木門配以木皮飾面裝設門鉸及門鎖。

3. 室內裝置		
	細項	描述
(a)	門	儲物室 類別1洋房單位B 中空木門連百葉配以木皮飾面裝設門鉸及門鎖。 其他洋房單位 中空木門配以木皮飾面裝設門鉸及門鎖。 洗手間 類別1洋房單位B 中空木門配以膠板飾面裝設門鉸、門頂及門鎖。 其他洋房單位 中空木趟門配以膠板飾面裝設手柄。 洗手間1 類別2洋房單位B 中空木趟門配以膠板飾面裝設手柄。 其他洋房單位 中空木門配以木皮飾面裝設門鉸、門頂及門鎖。 洗手間2 類別2洋房單位B 中空木門配以木皮飾面裝設門鉸、門頂及門鎖。 其他洋房單位 中空木趟門配以膠板飾面裝設手柄。 廚房 實心木門配以木皮飾面，鑲有玻璃，裝設氣鼓、門頂及門鎖。 花園 鋁框清玻璃趟門裝設手柄及門鎖。 主人睡房、主人睡房3、睡房1、睡房2、睡房3、睡房4、衣帽間、閱讀室、浴室2、浴室3、浴室4 中空木門配以木皮飾面裝設門鉸、門頂及門鎖。 浴室1 類別2洋房單位B 中空木門配以木皮飾面裝設門鉸、門頂及門鎖及中空木趟門配以木皮飾面裝設手柄。 其他洋房單位 中空木門配以木皮飾面裝設門鉸、門頂及門鎖。 客廳、飯廳 (至公眾空間)、工作平台、平台 鋁框清玻璃門裝設手柄及門鎖。

FITTINGS, FINISHES AND APPLIANCES

裝置、裝修物料及設備

3. 室內裝置		
	細項	描述
(a)	門	<p>公眾平台 鐵門髹上油漆裝設門鉸及門鎖。</p> <p>露台 類別2及類別5洋房單位 鋁框清玻璃趟門裝設手柄及門鎖。</p> <p>類別1洋房單位 鋁框清玻璃門裝設手柄及門鎖。</p> <p>只適用於類別1洋房單位35A 主人睡房3、睡房2、睡房4、浴室1、浴室2、浴室3、浴室4、廚房、儲物室、出口(至樓梯) 實心木門配以木皮飾面裝設門鉸及門鎖。</p> <p>電梯大堂、睡房1 實心木門配以木皮飾面裝設門鉸及門鎖。</p>
(b)	浴室	<p>浴室1 類別2洋房單位B及類別5洋房單位B 配備鏡櫃、木製面盆櫃並選用天然石材檯面配以潔具包括搪瓷洗面盆連鍍鉻龍頭。其他配件包括鍍鉻花灑套裝。另設搪瓷座廁、抽氣扇及煤氣熱水爐控掣器。其他附件包括鍍鉻毛巾棍、鍍鉻毛巾圈及鍍鉻廁紙架。</p> <p>其他洋房單位 配備鏡櫃、木製面盆櫃並選用天然石材檯面配以潔具包括搪瓷洗面盆連鍍鉻龍頭。其他配件包括鍍鉻花灑套裝。搪瓷鐵浴缸(1500毫米長 x 700毫米寬 x 410毫米深) 配鍍鉻龍頭及鍍鉻花灑套裝。另設搪瓷座廁、抽氣扇及煤氣熱水爐控掣器。其他附件包括鍍鉻毛巾棍、鍍鉻毛巾圈及鍍鉻廁紙架。</p> <p>浴室2 類別2洋房單位B 配備鏡櫃、木製面盆櫃並選用天然石材檯面配以潔具包括搪瓷洗面盆連鍍鉻龍頭。其他配件包括鍍鉻花灑套裝。搪瓷鐵浴缸(1500毫米長 x 700毫米寬 x 410毫米深) 配鍍鉻龍頭及鍍鉻花灑套裝。另設搪瓷座廁、抽氣扇及煤氣熱水爐控掣器。其他附件包括鍍鉻毛巾棍及鍍鉻廁紙架。</p> <p>其他洋房單位 配備鏡櫃、木製面盆櫃並選用天然石材檯面配以潔具包括搪瓷洗面盆連鍍鉻龍頭。其他配件包括鍍鉻花灑套裝。另設搪瓷座廁、抽氣扇及煤氣熱水爐控掣器。其他附件包括鍍鉻毛巾棍及鍍鉻廁紙架。</p> <p>浴室3 配備鏡櫃、木製面盆櫃並選用天然石材檯面配以潔具包括搪瓷洗面盆連鍍鉻龍頭。其他配件包括鍍鉻花灑套裝。搪瓷鐵浴缸(1800毫米長 x 800毫米寬 x 430毫米深) 配鍍鉻龍頭及鍍鉻花灑套裝。另設搪瓷座廁、抽氣扇及煤氣熱水爐控掣器。其他附件包括鍍鉻毛巾棍、鍍鉻毛巾圈及鍍鉻廁紙架。</p>

3. 室內裝置		
	細項	描述
(b)	浴室	<p>浴室4 配備鏡櫃、木製面盆櫃並選用天然石材檯面配以潔具包括搪瓷洗面盆連鍍鉻龍頭。其他配件包括鍍鉻花灑套裝。另設搪瓷座廁、抽氣扇及煤氣熱水爐控掣器。其他附件包括鍍鉻毛巾棍及鍍鉻廁紙架。</p> <p>洗手間 配備搪瓷洗面盆連鍍鉻龍頭，鍍鉻花灑套裝，搪瓷座廁及抽氣扇。</p> <p>洗手間1 類別5洋房單位B 配備木製面盆櫃並選用天然石材檯面配以潔具包括搪瓷洗面盆連鍍鉻龍頭。另設搪瓷座廁及抽氣扇。其他附件包括鍍鉻廁紙架及鍍鉻毛巾圈。</p> <p>其他洋房單位 配備搪瓷洗面盆連鍍鉻龍頭，鍍鉻花灑套裝，搪瓷座廁及抽氣扇。</p> <p>洗手間2 類別2洋房單位B 配備木製面盆櫃並選用天然石材檯面配以潔具包括搪瓷洗面盆連鍍鉻龍頭。另設搪瓷座廁及抽氣扇。其他附件包括鍍鉻廁紙架及鍍鉻毛巾圈。</p> <p>其他洋房單位 配備搪瓷洗面盆連鍍鉻龍頭，鍍鉻花灑套裝，搪瓷座廁及抽氣扇。 浴室採用冷熱水銅喉。 供水系統的類型及用料見下文「供水」一欄。 隨樓附送設備及品牌，請參考「設備說明」。</p>
(c)	廚房	<p>類別1洋房單位 木製廚櫃配以光面焗漆飾面板。</p> <p>類別2及類別5洋房單位 木製廚櫃配以光面焗漆及木皮密胺樹脂飾面板。</p> <p>所有洋房單位 實心材料檯面連不銹鋼洗滌盆及鍍鉻龍頭，抽氣扇。 有關隨樓附送設備及其品牌及型號，請參考「設備說明」。 供水系統的用料見下文「供水」一欄。</p>
(d)	睡房	<p>夾板衣櫃 類別1洋房單位衣帽間、類別2洋房單位睡房1、衣帽間及主人睡房、類別5洋房單位A睡房1及衣帽間。</p> <p>只適用於類別1洋房單位35A 主人睡房3 嵌入式木製衣櫥連梳妆台及布窗簾。</p> <p>睡房1 木製床架連木製角几、嵌入式木製衣櫥及布窗簾。</p>



FITTINGS, FINISHES AND APPLIANCES

裝置、裝修物料及設備

洋房單位(類別2)(亦稱為藍彩鑽洋房單位)
洋房單位(類別5)(亦稱為青玥琳洋房單位)
洋房單位(類別1)(亦稱為金琥珀洋房單位)

3. 室內裝置		
	細項	描述
(d)	睡房	睡房2 嵌入式木製衣櫥及布窗簾。 睡房4 嵌入式木書架及布窗簾。 只適用於類別5洋房單位31A 主人睡房、睡房1及睡房2 布窗簾。
(e)	電話	客廳、飯廳及睡房均裝有電話接駁點。 有關接駁點之數目，請參考機電裝置數量說明表。
(f)	天線	客廳、飯廳及睡房均裝有電視／電台天線插座。 有關接駁點之數目，請參考「洋房單位機電裝置數量說明表」。
(g)	電力裝置	每戶洋房單位均提供三相100安培電力供應與微型板電路斷路器(MCB)配電箱。 客廳、飯廳、睡房、儲物室、浴室、洗手間及廚房內的電插座、電源點及電燈位均採用暗電線喉管安裝方法。 有關電插座及電源點之數目，請參參閱「洋房單位機電裝置數量說明表」。
(h)	氣體供應	煤氣喉接駁至煤氣煮食爐及煤氣熱水爐。 有關煤氣接駁點的位置，請參閱「洋房單位機電裝置數量說明表」。
(i)	洗衣機接駁點	廚房設有供水管及去水接駁位供洗衣機。 有關洗衣機來去水接駁點之位置及數目，請參閱「洋房單位機電裝置數量說明表」。
(j)	供水	除假天花內及外牆，冷熱水喉管全部採用隱藏式銅喉。 浴室裝有氣體式熱水爐供應熱水。 廚房裝有即熱式電熱水爐供應熱水。 儲物室內的洗手間裝有儲水式電熱水爐供應熱水。

4. 雜項		
	細項	描述
(a)	升降機	一部住客升降機(品牌Toshiba“EL-1638”)供類別1洋房單位來往地庫、地下及3樓。 兩部客用升降機(品牌Toshiba“EL-1638”)供康樂設施及停車場大樓來往低層1樓、低層2樓、低層3樓及高層1樓。
(b)	信箱	配置不銹鋼信箱。
(c)	垃圾收集	垃圾儲存及物料回收室設於低層1樓。
(d)	水錶、電錶及氣體表	每戶洋房單位之獨立電錶設於電錶房。每戶洋房單位均裝有獨立水錶於水錶房。 每戶洋房單位之煤氣錶裝於廚房。只有類別5洋房單位B的獨立煤氣錶裝於洗手間2內。

5. 保安設施
住宅入口裝設有視像通話系統連接洋房單位。發展項目出入口裝有拍卡進出控制系統。 升降機內及主要通道亦裝設閉路電視，由大廈保安控制系統作24小時監察。

6. 設備			
類別2洋房單位A			
位置	設備	品牌	型號
-	分體式冷氣機(室外機)	日立	RAS-160FSYN1Q
			RAS-160FSYN1Q
客廳、飯廳	分體式冷氣機(室內機)	日立	RPK-1.5FSNQS
			RPK-1.5FSNQS
			RPK-1.5FSNQS
	彩色視像對講機	科曼利	6602W
廚房	電熱水爐	斯寶亞創	DHM6
	抽氣扇	沃士德	EKNS125-4
	彩色視像對講機	科曼利	6602W
	煤氣煮食爐(鐵鍋爐頭)	西門子	ER326AB91X
	煤氣煮食爐(雙爐頭)	西門子	ER326BB90X
	電磁爐	西門子	EH375ME11E
	抽油煙機	西門子	LC98BB540
	嵌入式焗爐	西門子	HB36A1560S
	嵌入式蒸焗爐	西門子	HB26D552B
	嵌入式雪櫃	西門子	K138CP65
	嵌入式2合1洗衣乾衣機	西門子	WK14D540HK
	酒櫃	Vinvautz	VZ22BI
	液晶電視機	Oolaa	KTV15



FITTINGS, FINISHES AND APPLIANCES

裝置、裝修物料及設備

6. 設備			
類別2洋房單位A			
位置	設備	品牌	型號
睡房 1	分體式冷氣機(室內機)	日立	RPK-1.5FSNQS
睡房 2	分體式冷氣機(室內機)	日立	RPK-2.0FSNQS
睡房 3	分體式冷氣機(室內機)	日立	RPK-1.5FSNQS
			RPK-2.0FSNQS
衣帽間	分體式冷氣機(室內機)	日立	RPK-1.0FSNQS
主人浴室	抽氣扇	沃士德	RF150-4
	液晶電視機	J.S.A	TMBG15
浴室 1	抽氣扇	沃士德	RF150-6
	煤氣熱水爐	TGC	NJW220TFQL
浴室 2	抽氣扇	沃士德	RF150-6
	煤氣熱水爐	TGC	NJW220TFQL
洗手間	抽氣扇	沃士德	EKNS125-4
	電熱水爐	電寶	HPU-3.5

6. 設備			
類別2洋房單位B			
位置	設備	品牌	型號
-	分體式冷氣機(室外機)	日立	RAS-160FSYN1Q
			RAS-224FSNMQ
客廳、飯廳	分體式冷氣機(室內機)	日立	RPK-1.5FSNQS
			RPK-1.5FSNQS
			RPK-1.5FSNQS
	彩色視像對講機	科曼利	6602W
廚房	電熱水爐	斯寶亞創	DHM6
	抽氣扇	沃士德	EKNS125-4
	彩色視像對講機	科曼利	6602W
	煤氣煮食爐(鐵鍋爐頭)	西門子	ER326AB91X
	煤氣煮食爐(雙爐頭)	西門子	ER326BB90X
	電磁爐	西門子	EH375ME11E
	抽油煙機	西門子	LC98BB540
廚房	嵌入式焗爐	西門子	HB36A1560S
	嵌入式蒸焗爐	西門子	HB26D552B
	嵌入式雪櫃	西門子	K138CP65
	嵌入式2合1洗衣乾衣機	西門子	WK14D540HK
	酒櫃	Vinvautz	VZ22BI
	液晶電視機	Oolaa	KTV15
睡房 1	分體式冷氣機(室內機)	日立	RPK-2.0FSNQS
書房	分體式冷氣機(室內機)	日立	RPK-1.5FSNQS
睡房 2	分體式冷氣機(室內機)	日立	RPK-1.0FSNQS
主人睡房	分體式冷氣機(室內機)	日立	RPK-1.5FSNQS
			RPK-1.5FSNQS

FITTINGS, FINISHES AND APPLIANCES

裝置、裝修物料及設備

6. 設備			
類別2洋房單位B			
位置	設備	品牌	型號
走廊	分體式冷氣機(室內機)	日立	RPK-1.5FSNQS
主人浴室	抽氣扇	沃士德	RF150-4
	液晶電視機	J.S.A	TMBG15
浴室 1	抽氣扇	沃士德	RF150-6
	煤氣熱水爐	TGC	NJW220TFQL
浴室 2	抽氣扇	沃士德	RF150-6
	煤氣熱水爐	TGC	NJW220TFQL
洗手間 1	抽氣扇	KDK	15WUE07
	電熱水爐	斯寶亞創	EHU-15E
洗手間 2	抽氣扇	沃士德	RF150-4
	電熱水爐	電寶	HPU-3.5



FITTINGS, FINISHES AND APPLIANCES

裝置、裝修物料及設備

洋房單位(類別2)(亦稱為藍彩鑽洋房單位)
洋房單位(類別5)(亦稱為青玥琳洋房單位)
洋房單位(類別1)(亦稱為金琥珀洋房單位)

6. 設備			
類別5洋房單位A			
位置	設備	品牌	型號
-	分體式冷氣機(室外機)	日立	RAS-160FSYN1Q
			RAS-160FSYN1Q
客廳、飯廳	分體式冷氣機(室內機)	日立	RPK-1.5FSNQS
			RPK-1.5FSNQS
			RPK-1.5FSNQS
	彩色視像對講機	科曼利	6602W
廚房	電熱水爐	斯寶亞創	DHM6
	抽氣扇	沃士德	EKNS125-4
	彩色視像對講機	科曼利	6602W
	煤氣煮食爐(鐵鍋爐頭)	西門子	ER326AB91X
	煤氣煮食爐(雙爐頭)	西門子	ER326BB90X
	電磁爐	西門子	EH375ME11E
	抽油煙機	西門子	LC98BB540
	嵌入式焗爐	西門子	HB36A1560S
	嵌入式蒸焗爐	西門子	HB26D552B
	嵌入式雪櫃	西門子	K138CP65
	嵌入式2合1洗衣乾衣機	西門子	WK14D540HK
	酒櫃	Vinvautz	VZ22BI
	液晶電視機	Oolaa	KTV15

6. 設備			
類別5洋房單位A			
位置	設備	品牌	型號
睡房1	分體式冷氣機(室內機)	日立	RPK-1.5FSNQS
睡房2	分體式冷氣機(室內機)	日立	RPK-2.0FSNQS
睡房3	分體式冷氣機(室內機)	日立	RPK-1.5FSNQS
			RPK-2.0FSNQS
衣帽間	分體式冷氣機(室內機)	日立	RPK-1.0FSNQS
主人浴室	抽氣扇	沃士德	RF150-4
	液晶電視機	J.S.A	TMBG15
浴室1	抽氣扇	沃士德	RF150-6
	煤氣熱水爐	TGC	NJW220TFQL
浴室2	抽氣扇	沃士德	RF150-6
	煤氣熱水爐	TGC	NJW160TFQL
洗手間	抽氣扇	沃士德	EKNS125-4
	電熱水爐	電寶	HPU-3.5



FITTINGS, FINISHES AND APPLIANCES

裝置、裝修物料及設備

6. 設備			
類別5洋房單位B			
位置	設備	品牌	型號
-	分體式冷氣機(室外機)	日立	RAS-224FSNMQ
			RAS-160FSYN1Q
客廳、飯廳	分體式冷氣機(室內機)	日立	RPK-56FSNQ (只供洋房單位21B、25B、27B、28B及29B)
			RPK-56FSNQ (只供洋房單位21B、25B、27B、28B及29B)
			RPK-2.0FSNQS (洋房單位21B、25B、27B、28B及29B除外)
			RPK-2.0FSNQS (洋房單位21B、25B、27B、28B及29B除外)
	彩色視像對講機	科曼利	6602W
廚房	電熱水爐	斯寶亞創	DHM6
	抽氣扇	沃士德	ESB160L
	彩色視像對講機	科曼利	6602W
	煤氣煮食爐(鐵鍋爐頭)	西門子	ER326AB91X
	煤氣煮食爐(雙爐頭)	西門子	ER326BB90X
	電磁爐	西門子	EH375ME11E
	抽油煙機	西門子	LC98BB540
	嵌入式焗爐	西門子	HB36A1560S
	嵌入式蒸焗爐	西門子	HB26D552B
	嵌入式雪櫃	西門子	K138CP65
	嵌入式2合1洗衣乾衣機	西門子	WK14D540HK
	酒櫃	Vinvautz	VZ22BI
	液晶電視機	Oolaa	KTV15



FITTINGS, FINISHES AND APPLIANCES

裝置、裝修物料及設備

6. 設備			
類別5洋房單位B			
位置	設備	品牌	型號
睡房 1	分體式冷氣機(室內機)	日立	RPK-56FSNQ (只供洋房單位21B、25B、27B、28B及29B)
			RPK-2.0FSNQS (洋房單位21B、25B、27B、28B及29B除外)
睡房 2	分體式冷氣機(室內機)	日立	RPK-40FSNQ (只供洋房單位21B、25B、27B、28B及29B)
			RPK-1.5FSNQS (洋房單位21B、25B、27B、28B及29B除外)
睡房 3	分體式冷氣機(室內機)	日立	RPK-40FSNQ (只供洋房單位21B、25B、27B、28B及29B)
			RPK-40FSNQ (只供洋房單位21B、25B、27B、28B及29B)
			RPK-1.5FSNQS (洋房單位21B、25B、27B、28B及29B除外)
			RPK-1.5FSNQS (洋房單位21B、25B、27B、28B及29B除外)
睡房 4	分體式冷氣機(室內機)	日立	RPK-40FSNQ (只供洋房單位21B、25B、27B、28B及29B)
			RPK-1.5FSNQS (洋房單位21B、25B、27B、28B及29B除外)
走廊	分體式冷氣機(室內機)	日立	RPK-40FSNQ (只供洋房單位21B、25B、27B、28B及29B)
			RPK-1.5FSNQS (洋房單位21B、25B、27B、28B及29B除外)

6. 設備			
類別5洋房單位B			
位置	設備	品牌	型號
主人浴室	抽氣扇	沃士德	RF150-4
	液晶電視機	J.S.A	TMBG15
浴室 1	抽氣扇	沃士德	RF150-6
	煤氣熱水爐	TGC	NJW220TFQL
浴室 2	抽氣扇	沃士德	RF150-6
	煤氣熱水爐	TGC	NJW220TFQL
浴室 4	抽氣扇	沃士德	RF150-6
洗手間 1	抽氣扇	沃士德	RF150-6
	電熱水爐	斯寶亞創	DHM6
洗手間 2	抽氣扇	沃士德	RF150-6
	電熱水爐	電寶	HPU-3.5
類別1洋房單位A			
-	分體式冷氣機(室外機)	日立	RAS-160FSYN1Q
			RAS-224FSNMQ
客廳、飯廳	分體式冷氣機(室內機)	日立	RPK-40FSNQ (洋房單位32A、33A、35A及51A除外)
			RPK-40FSNQ (洋房單位32A、33A、35A及51A除外)
			RPK-1.5FSNQS (只供洋房單位32A、33A、35A及51A)
			RPK-1.5FSNQS (只供洋房單位32A、33A、35A及51A)
			RPK-56FSNQ (洋房單位32A、33A、35A及51A除外)
			RPK-2.0FSNQS (只供洋房單位32A、33A、35A及51A)
	彩色視像對講機	科曼利	6602W



FITTINGS, FINISHES AND APPLIANCES

裝置、裝修物料及設備

6. 設備			
類別 1 洋房單位 A			
位置	設備	品牌	型號
廚房	電熱水爐	斯寶亞創	DHM6
	抽氣扇	沃士德	RF150-4
	彩色視像對講機	科曼利	6602W
	煤氣煮食爐(鐵鍋爐頭)	西門子	ER326AB91X
	煤氣煮食爐(雙爐頭)	西門子	ER326BB90X
	電磁爐	西門子	EH375ME11E
	抽油煙機	西門子	LC98BB540
	嵌入式焗爐	西門子	HB36A1560S
	嵌入式蒸焗爐	西門子	HB26D552B
	嵌入式雪櫃	西門子	K138CP65
	嵌入式 2 合 1 洗衣乾衣機	西門子	WK14D540HK
	酒櫃	Vinvautz	VZ22BI
	液晶電視機	Oolaa	KTV15
睡房 1	分體式冷氣機(室內機)	日立	RPK-56FSNQ (洋房單位32A、33A、35A及51A除外)
			RPK-2.0FSNQS (只供洋房單位32A、33A、35A及51A)
睡房 2	分體式冷氣機(室內機)	日立	RPK-28FSNQ (洋房單位32A、33A、35A及51A除外)
			RPK-1.0FSNQS (只供洋房單位32A、33A、35A及51A)
主人睡房 3	分體式冷氣機(室內機)	日立	RPK-56FSNQ (洋房單位32A、33A、35A及51A除外)
			RPK-2.0FSNQS (只供洋房單位32A、33A、35A及51A)

6. 設備			
類別 1 洋房單位 A			
位置	設備	品牌	型號
睡房 4	分體式冷氣機(室內機)	日立	RPK-28FSNQ (洋房單位32A、33A、35A及51A除外)
			RPK-1.0FSNQS (只供洋房單位32A、33A、35A及51A)
走廊	分體式冷氣機(室內機)	日立	RPK-40FSNQ (洋房單位32A、33A、35A及51A除外)
			RPK-1.5FSNQS (只供洋房單位32A、33A、35A及51A)
衣帽間	分體式冷氣機(室內機)	日立	RPK-28FSNQ (洋房單位32A、33A、35A及51A除外)
			RPK-1.0FSNQS (只供洋房單位32A、33A、35A及51A)
浴室 1	抽氣扇	沃士德	RF150-6
	煤氣熱水爐	TGC	NJW220TFQL
浴室 2	抽氣扇	沃士德	RF150-6
	煤氣熱水爐	TGC	NJW220TFQL
浴室 4	抽氣扇	沃士德	RF150-6
主人浴室	抽氣扇	沃士德	RF150-6
	液晶電視機	J.S.A	TMBG15
洗手間	抽氣扇	沃士德	RF150-6
	電熱水爐	電寶	HPU-3.5



FITTINGS, FINISHES AND APPLIANCES

裝置、裝修物料及設備

洋房單位(類別2)(亦稱為藍彩鑽洋房單位)
洋房單位(類別5)(亦稱為青玥琳洋房單位)
洋房單位(類別1)(亦稱為金琥珀洋房單位)

6. 設備			
類別1 洋房單位B			
位置	設備	品牌	型號
-	分體式冷氣機(室外機)	日立	RAS-224FSNMQ
			RAS-160FSYN1Q
客廳、飯廳	分體式冷氣機(室內機)	日立	RPK-56FSNQ (只供洋房單位37B及51B)
			RPK-2.0FSNQS (洋房單位37B及51B除外)
			RPK-40FSNQ (只供洋房單位37B及51B)
			RPK-1.5FSNQS (洋房單位37B及51B除外)
			RPK-40FSNQ (只供洋房單位37B及51B)
			RPK-1.5FSNQS (洋房單位37B及51B除外)
	彩色視像對講機	科曼利	6602W
廚房	電熱水爐	斯寶亞創	DHM6
	抽氣扇	沃士德	EKNS125-4
	彩色視像對講機	科曼利	6602W
	煤氣煮食爐(鐵鍋爐頭)	西門子	ER326AB91X
	煤氣煮食爐(雙爐頭)	西門子	ER326BB90X
	電磁爐	西門子	EH375ME11E
	抽油煙機	西門子	LC98BB540
	嵌入式焗爐	西門子	HB36A1560S
	嵌入式蒸焗爐	西門子	HB26D552B
	嵌入式雪櫃	西門子	K138CP65
	嵌入式2合1洗衣乾衣機	西門子	WK14D540HK
	酒櫃	Vinvautz	VZ22BI
	液晶電視機	Oolaa	KTV15

6. 設備			
類別1 洋房單位B			
位置	設備	品牌	型號
睡房 1	分體式冷氣機(室內機)	日立	RPK-56FSNQ (只供洋房單位37B及51B)
			RPK-2.0FSNQS (洋房單位37B及51B除外)
睡房 2	分體式冷氣機(室內機)	日立	RPK-40FSNQ (只供洋房單位37B及51B)
			RPK-1.5FSNQS (洋房單位37B及51B除外)
主人睡房 3	分體式冷氣機(室內機)	日立	RPK-56FSNQ (只供洋房單位37B及51B)
			RPK-2.0FSNQS (洋房單位37B及51B除外)
睡房 4	分體式冷氣機(室內機)	日立	RPK-40FSNQ (只供洋房單位37B及51B)
			RPK-1.5FSNQS (洋房單位37B及51B除外)
走廊	分體式冷氣機(室內機)	日立	RPK-28FSNQ (只供洋房單位37B及51B)
			RPK-1.0FSNQS (洋房單位37B及51B除外)
衣帽間	分體式冷氣機(室內機)	日立	RPK-28FSNQ (只供洋房單位37B及51B)
			RPK-1.0FSNQS (洋房單位37B及51B除外)
浴室 1	抽氣扇	沃士德	RF150-6
	煤氣熱水爐	TGC	NJW220TFQL
浴室 2	抽氣扇	沃士德	RF150-6
	煤氣熱水爐	TGC	NJW220TFQL
浴室 3	抽氣扇	沃士德	RF150-6
主人浴室	抽氣扇	沃士德	RF150-6
	液晶電視機	J.S.A	TMBG15
洗手間	抽氣扇	沃士德	ESB160L
	電熱水爐	電寶	HPU-3.5

賣方承諾如發展項目中沒有安裝指明的品牌名稱或產品型號的設備，便會安裝品質相若的設備。

FITTINGS, FINISHES AND APPLIANCES

裝置、裝修物料及設備

獨立屋 (類別4) (亦稱為海翡翠獨立屋)
獨立屋 (類別3) (亦稱為綠碧璽獨立屋)

1. 外部裝修物料		
	細項	描述
(a)	外牆	鋪砌天然石材、玻璃牆、鋁質柵及鋁質裝飾。
(b)	窗	客廳、飯廳、睡房、書房、衣帽間、走廊、內置樓梯、廚房及儲物室窗戶選用鋁質窗框配以清玻璃。 浴室及洗手間窗戶選用鋁質窗框配以半透明玻璃。
(c)	窗台	不適用。
(d)	花槽	不適用。
(e)	陽台或露台	露台均裝有玻璃圍欄及不銹鋼扶手。 地台鋪砌同質磚。 外牆鋪砌天然石材。 露台沒有蓋。 不設陽台。
(f)	乾衣設施	不適用。

2. 室內裝修物料		
	細項	描述
(a)	大堂	不適用。
(b)	內牆及天花板	天花板 客廳、飯廳、睡房及衣帽間外露天花髹上乳膠漆，部分外露天花位置裝設上乳膠漆的石膏板。 內牆 客廳、飯廳、睡房及衣帽間之外露內牆批盪後髹上乳膠漆。 只適用於類別3獨立屋12 天花板 客廳、飯廳、睡房及衣帽間外露天花批盪後髹上乳膠漆，部分外露天花位置裝設上乳膠漆的石膏板。 內牆 客廳及飯廳之內牆髹上乳膠漆，配以木紋飾面板、布質及金屬裝飾條。 睡房1之內牆髹上乳膠漆及牆紙裝飾，配以木紋飾面板、鏡面及金屬裝飾條。 睡房2之內牆髹上乳膠漆，配以木紋飾面板、布質及鏡面及金屬裝飾條。 睡房3之內牆髹上乳膠漆，配以木紋飾面板、鏡條、鏡面、布質、捫皮及金屬裝飾條。

2. 室內裝修物料		
	細項	描述
(b)	內牆及天花板	只適用於類別4獨立屋9 天花板 客廳、飯廳、睡房及衣帽間外露天花批盪後髹上乳膠漆，部分外露天花位置裝設上乳膠漆的石膏板。 內牆 客廳及飯廳以乳膠漆、雲石、焗漆面木板、布質、牆紙、鏡條及不銹鋼條。 睡房1以乳膠漆、牆紙、布質、不銹鋼條、鏡面及焗漆面木板裝飾。 睡房2以乳膠漆、焗漆面木板、不銹鋼條、牆紙、布質及鏡面裝飾。 主人睡房以焗漆面木板、牆紙、雲石、鏡面、鏡條、布質及不銹鋼條裝飾。 睡房3以牆紙、雲石、鏡條、布質及不銹鋼條裝飾。
(c)	內部地板	客廳、飯廳地板及腳線鋪砌天然石材。睡房及衣帽間外露地台鋪砌複合木地板及複合木牆腳線。 只適用於類別3獨立屋12 客廳及飯廳地台位置鋪砌天然石材配天然石材腳線。 所有睡房鋪地毯地台配金屬腳線。 只適用於類別4獨立屋9 客廳及飯廳地台以雲石鋪砌配金屬腳線。 所有睡房鋪地毯地台配金屬腳線。
(d)	浴室	浴室、洗手間1 外露天花為髹上乳膠漆的石膏板。 外露地台鋪砌天然石材。 外露室內牆身鋪砌天然石材。 洗手間2 外露天花為鋁質板。 外露地台鋪砌同質磚。 外露室內牆身鋪砌同質磚。
(e)	廚房	外露天花為髹上乳膠漆的石膏板及鋁質板。 外露地台鋪砌天然石材。 外露室內牆身鋪砌天然石材。煤氣煮食爐上之外露牆身裝配不銹鋼板。 灶台鋪砌實心材料。



FITTINGS, FINISHES AND APPLIANCES

裝置、裝修物料及設備

獨立屋 (類別4) (亦稱為海翡翠獨立屋)
獨立屋 (類別3) (亦稱為綠碧璽獨立屋)

3. 室內裝置		
	細項	描述
(a)	門	單位大門 實心木門配以木皮飾面及鋁質板、玻璃片，裝設隱藏式氣鼓、手柄、門鉸、門頂、防盜眼及門鎖。
		儲物室 中空木門配以木皮飾面裝設門鉸及門鎖。
		主人睡房、睡房1、睡房2、睡房3、衣帽間、書房、浴室1、浴室2、浴室4、洗手間1 中空木門配以木皮飾面裝設門鉸、門頂及門鎖。
		浴室3 中空木門配以木皮飾面裝設門鉸、門頂及門鎖。
		洗手間2 中空木趟門配以膠板飾面裝設手柄。
		廚房 實心木門配以木皮飾面，鑲有玻璃，裝設氣鼓、門頂及門鎖。
		花園 類別3獨立屋 鋁框清玻璃趟門裝設手柄及門鎖。
		類別4獨立屋 鋁框清玻璃門裝設手柄及門鎖。
		露台 類別3獨立屋 鋁框清玻璃門裝設手柄及門鎖。
		類別4獨立屋 鋁框清玻璃趟門裝設手柄及門鎖。
(a)	門	平台 鋁框清玻璃門裝設手柄及門鎖。
		只適用於類別3獨立屋12 單位大門 實心木門配以木紋飾面板、鋁質板及金屬裝飾條，裝設門鉸、隱藏式氣鼓、門頂及門鎖。
		主人睡房、睡房、浴室1、浴室2、浴室3、浴室4、主人睡房內衣帽間、書房 實心木門配以木紋飾面板、金屬嵌板及金屬裝飾條，裝設門鉸、門頂及門鎖。
		廚房、洗手間1 實心木門配以木紋飾面板及金屬裝飾條，裝設門鉸、門頂及門鎖。
(b)	浴室	浴室1、浴室2、浴室4 類別3獨立屋 配備鏡櫃、木製面盆櫃並選用天然石材檯面配以潔具包括搪瓷洗面盆連鍍鉻龍頭。其他配件包括鍍鉻花灑套裝。另設搪瓷座廁、抽氣扇及煤氣熱水爐控掣器。其他附件包括鍍鉻毛巾棍及鍍鉻廁紙架。
		浴室2、浴室3 類別4獨立屋 配備鏡櫃、木製面盆櫃並選用天然石材檯面配以潔具包括搪瓷洗面盆連鍍鉻龍頭。其他配件包括鍍鉻花灑套裝。另設搪瓷座廁、抽氣扇及煤氣熱水爐控掣器。其他附件包括鍍鉻毛巾棍及鍍鉻廁紙架。
		浴室1 類別4獨立屋 配備鏡櫃、木製面盆櫃並選用天然石材檯面配以潔具包括搪瓷洗面盆連鍍鉻龍頭。其他配件包括鍍鉻花灑套裝。搪瓷鐵浴缸(1500毫米長x700毫米寬x410毫米深)配鍍鉻龍頭及鍍鉻花灑套裝。另設搪瓷座廁、抽氣扇及煤氣熱水爐控掣器。其他附件包括鍍鉻毛巾棍及鍍鉻廁紙架。
		類別3獨立屋浴室3及類別4獨立屋浴室4 配備鏡櫃、木製面盆櫃並選用天然石材檯面配以潔具包括搪瓷洗面盆連鍍鉻龍頭。其他配件包括鍍鉻花灑套裝。搪瓷鐵浴缸(1800毫米長x800毫米寬x430毫米深)配鍍鉻龍頭及鍍鉻花灑套裝。另設搪瓷座廁、抽氣扇及煤氣熱水爐控掣器。其他附件包括鍍鉻毛巾圈、鍍鉻毛巾棍及鍍鉻廁紙架。

3. 室內裝置		
	細項	描述
(a)	門	只適用於類別4獨立屋9 單位大門 實心木門配以木紋飾面板、鋁質板、焗漆面及不銹鋼條、玻璃、裝設隱藏式氣鼓、門頂及門鎖。 主人睡房、睡房、浴室1、浴室2、浴室3、浴室4、主人睡房內衣帽間、洗手間1 實心木門配以焗漆面板，配門頂及門鎖。 廚房 實心木門配以焗漆面板，配門鎖。 睡房1內衣帽間 實心木門配以焗漆面板，配門頂及隱藏式氣鼓。
(b)	浴室	浴室1、浴室2、浴室4 類別3獨立屋 配備鏡櫃、木製面盆櫃並選用天然石材檯面配以潔具包括搪瓷洗面盆連鍍鉻龍頭。其他配件包括鍍鉻花灑套裝。另設搪瓷座廁、抽氣扇及煤氣熱水爐控掣器。其他附件包括鍍鉻毛巾棍及鍍鉻廁紙架。 浴室2、浴室3 類別4獨立屋 配備鏡櫃、木製面盆櫃並選用天然石材檯面配以潔具包括搪瓷洗面盆連鍍鉻龍頭。其他配件包括鍍鉻花灑套裝。另設搪瓷座廁、抽氣扇及煤氣熱水爐控掣器。其他附件包括鍍鉻毛巾棍及鍍鉻廁紙架。 浴室1 類別4獨立屋 配備鏡櫃、木製面盆櫃並選用天然石材檯面配以潔具包括搪瓷洗面盆連鍍鉻龍頭。其他配件包括鍍鉻花灑套裝。搪瓷鐵浴缸(1500毫米長x700毫米寬x410毫米深)配鍍鉻龍頭及鍍鉻花灑套裝。另設搪瓷座廁、抽氣扇及煤氣熱水爐控掣器。其他附件包括鍍鉻毛巾棍及鍍鉻廁紙架。 類別3獨立屋浴室3及類別4獨立屋浴室4 配備鏡櫃、木製面盆櫃並選用天然石材檯面配以潔具包括搪瓷洗面盆連鍍鉻龍頭。其他配件包括鍍鉻花灑套裝。搪瓷鐵浴缸(1800毫米長x800毫米寬x430毫米深)配鍍鉻龍頭及鍍鉻花灑套裝。另設搪瓷座廁、抽氣扇及煤氣熱水爐控掣器。其他附件包括鍍鉻毛巾圈、鍍鉻毛巾棍及鍍鉻廁紙架。

FITTINGS, FINISHES AND APPLIANCES

裝置、裝修物料及設備

3. 室內裝置		
	細項	描述
(b)	浴室	洗手間1 配備木製面盆櫃並選用天然石材檯面配以潔具包括搪瓷洗面盆連鍍鉻龍頭。另設搪瓷座廁及抽氣扇。其他附件包括鍍鉻廁紙架。 浴室2 配備搪瓷洗面盆連鍍鉻龍頭、鍍鉻花灑套裝、搪瓷座廁及抽氣扇。其他附件包括鍍鉻廁紙架。 浴室採用冷熱水銅喉。 供水系統的類型及用料見下文「供水」一欄。 隨樓附送設備及品牌，請參考「設備說明」。
(c)	廚房	木製廚櫃配以光面焗漆及木皮密胺樹脂飾面板。 實心材料檯面連不銹鋼洗滌盆及鍍鉻龍頭和抽氣扇。 有關隨樓附送設備及其品牌及型號，請參考「設備說明」。 供水系統的用料見下文「供水」一欄。
(d)	睡房	夾板衣櫃 類別3獨立屋2樓衣帽間及3樓衣帽間及類別4獨立屋主人睡房內的衣帽間。 只適用於類別3獨立屋12 睡房1 配置木製電視臺連展示櫃、金屬網夾層玻璃木製衣櫥及布窗簾。 睡房2 木製玻璃衣櫥及布窗簾。 睡房3 配置木製電視櫃連玻璃層架、木製衣櫥連化妝台及布窗簾。 只適用於類別4獨立屋9 睡房1、睡房3及主人睡房 配置木製衣櫥和布窗簾。 睡房2 配置木及玻璃製衣櫥、木製雲石台面梳妝台和布窗簾。
(e)	電話	客廳、飯廳及睡房均裝有電話接駁點。 有關接駁點之數目，請參考「獨立屋機電裝置數量說明表」。
(f)	天線	客廳、飯廳及睡房均裝有電視／電台天線插座。 有關接駁點之數目，請參考「獨立屋機電裝置數量說明表」。

3. 室內裝置		
	細項	描述
(g)	電力裝置	每戶獨立屋均提供三相100安培電力供應與微型板電路斷路器(MCB)配電箱。 客廳、飯廳、睡房、儲物室、浴室、洗手間及廚房內的電插座、電源點及電燈位均採用暗電線喉管安裝方法。 有關電插座及電源點之數目，請參考「獨立屋機電裝置數量說明表」。
(h)	氣體供應	煤氣喉接駁至煤氣煮食爐及煤氣熱水爐。 有關煤氣接駁點的位置，請參閱「獨立屋機電裝置數量說明表」。
(i)	洗衣機接駁點	廚房設有供水管及去水接駁位供洗衣機。 有關洗衣機來去水接駁點之位置及數目，請參閱「獨立屋機電裝置數量說明表」。
(j)	供水	除假天花內及外牆，冷熱水喉管全部採用隱藏式銅喉。 浴室裝有氣體式熱水爐供應熱水。 廚房裝有即熱式電熱水爐供應熱水。 儲物室內的洗手間裝有儲水式電熱水爐供應熱水。

4. 雜項		
	細項	描述
(a)	升降機	兩部客用升降機（品牌Toshiba“EL-1638”）供康樂設施及停車場大樓來往低層1樓、低層2樓、低層3樓及高層1樓。
(b)	信箱	配置不銹鋼信箱。
(c)	垃圾收集	垃圾儲存及物料回收室設於低層1樓。
(d)	水錶、電錶及氣體表	每戶獨立屋之獨立電錶設於停車場的錶房。 類別3獨立屋之獨立水錶設於公眾水錶箱。類別4獨立屋之獨立水錶設於水錶房。 類別3獨立屋之煤氣錶設於花園。類別4獨立屋之煤氣錶設於公眾煤氣錶櫃。

5. 保安設施	
住宅入口裝設有視像通話系統連接獨立屋。發展項目出入口裝有拍卡進出控制系統。 主要通道亦裝設閉路電視，由大廈保安控制系統作24小時監察。	



FITTINGS, FINISHES AND APPLIANCES

裝置、裝修物料及設備

獨立屋 (類別4) (亦稱為海翡翠獨立屋)
獨立屋 (類別3) (亦稱為綠碧璽獨立屋)

6. 設備			
類別4獨立屋			
位置	種類	牌子	型號
-	分體式冷氣機 (室外機)	日立	RAS-224FSNMQ
			RAS-224FSNMQ
客廳、飯廳	分體式冷氣機 (室內機)	日立	RPK-1.5FSNQS
			RPK-1.5FSNQS
			RPK-1.5FSNQS
	彩色視像對講機	科曼利	6602W
廚房	電熱水爐	斯寶亞創	DHM6
	抽氣扇	沃士德	ESB160L
	彩色視像對講機	科曼利	6602W
	煤氣煮食爐 (鐵鍋爐頭)	Gaggenau	VG231334 SG
	煤氣煮食爐 (雙爐頭)	Gaggenau	VG232334 SG
	電磁爐	Gaggenau	VI230134
	抽油煙機	Gaggenau	AW200192
	嵌入式焗爐	Gaggenau	BO220111 / BO221111
	嵌入式蒸焗爐	Gaggenau	BS220110 / BS221110
	嵌入式雪櫃	Siemens	K138CP65
	嵌入式2合1洗衣乾衣機	Siemens	WK14D540HK
	酒櫃	Vinvautz	VZ22BI
	液晶電視機	Oolaa	KTV15

6. 設備			
類別4獨立屋			
位置	種類	牌子	型號
睡房 1	分體式冷氣機 (室內機)	日立	RPK-1.0FSNQS
			RPK-1.5FSNQS
睡房 2	分體式冷氣機 (室內機)	日立	RPK-2.0FSNQS
睡房 3	分體式冷氣機 (室內機)	日立	RPK-2.0FSNQS
主人睡房	分體式冷氣機 (室內機)	日立	RPK-1.5FSNQS
			RPK-1.5FSNQS
走廊	分體式冷氣機 (室內機)	日立	RPK-1.5FSNQS
衣帽間 (主人睡房)	體式冷氣機 (室內機)	日立	RPK-1.0FSNQS
主人浴室	抽氣扇	沃士德	EKNS125-4
	煤氣熱水爐	TGC	NJW220TFQL
	液晶電視機	J.S.A	TMBG15
浴室 1	抽氣扇	沃士德	RF150-6
	煤氣熱水爐	TGC	NJW160TFQL

FITTINGS, FINISHES AND APPLIANCES

裝置、裝修物料及設備

6. 設備			
類別4獨立屋			
位置	種類	牌子	型號
浴室 2	抽氣扇	沃士德	RF150-6
	煤氣熱水爐	TGC	NJW160TFQL
浴室 3	抽氣扇	沃士德	RF150-6
洗手間 1	抽氣扇	沃士德	EKNS125-4
	電熱水爐	斯寶亞創	DHM6
洗手間 2	抽氣扇	沃士德	EKNS125-4
	電熱水爐	電寶	HPU-3.5
類別3獨立屋			
-	分體式冷氣機(室外機)	日立	RAS-224FSNMQ
			RAS-160FSYN1Q
客廳、飯廳	分體式冷氣機(室內機)	日立	RPK-2.0FSNQS
			RPK-2.0FSNQS
	彩色視像對講機	科曼利	6602W
廚房	電熱水爐	斯寶亞創	DHM6
	抽氣扇	沃士德	ESB160L
	彩色視像對講機	科曼利	6602W
	煤氣煮食爐(鐵鍋爐頭)	Gaggenau	VG231334 SG
	煤氣煮食爐(雙爐頭)	Gaggenau	VG232334 SG
	電磁爐	Gaggenau	VI230134
	抽油煙機	Gaggenau	AW200192
	嵌入式焗爐	Gaggenau	BO220111/ BO221111
	嵌入式蒸焗爐	Gaggenau	BS220110 / BS221110
	嵌入式雪櫃	Siemens	K138CP65
	嵌入式2合1洗衣乾衣機	Siemens	WK14D540HK
	酒櫃	Vintec	VZ22BI
	液晶電視機	Oolaa	KTV15

6. 設備			
類別3獨立屋			
位置	種類	牌子	型號
睡房 1	分體式冷氣機(室內機)	日立	RPK-2.0FSNQS
睡房 2	分體式冷氣機(室內機)	日立	RPK-1.5FSNQS
睡房 3	分體式冷氣機(室內機)	日立	RPK-2.0FSNQS
書房	分體式冷氣機(室內機)	日立	RPK-1.5FSNQS
走廊	分體式冷氣機(室內機)	日立	RPK-1.5FSNQS
衣帽間	分體式冷氣機(室內機)	日立	RPK-1.0FSNQS
主人浴室	抽氣扇	沃士德	RF150-4
	煤氣熱水爐	TGC	NJW220TFQL
	液晶電視機	J.S.A	TMBG15
浴室 1	抽氣扇	沃士德	RF150-6
	煤氣熱水爐	TGC	NJW160TFQL
浴室 2	抽氣扇	沃士德	RF150-6
	煤氣熱水爐	TGC	NJW160TFQL
浴室 3	抽氣扇	沃士德	RF150-6
洗手間 1	抽氣扇	沃士德	RF150-6
	電熱水爐	斯寶亞創	DHM6
洗手間 2	抽氣扇	沃士德	RF150-6
	電熱水爐	電寶	HPU-3.5

賣方承諾如發展項目中沒有安裝指明的品牌名稱或產品型號的設備，便會安裝品質相若的設備。