

No.62 Begonia Road

海棠路 62 號

售樓說明書 Sales Brochure

01 | NOTES TO PURCHASERS OF FIRST-HAND RESIDENTIAL PROPERTIES

一手住宅物業買家須知

You are advised to take the following steps before purchasing first-hand residential properties.

For all first-hand residential properties

1. Important information

- Make reference to the materials available on the Sales of First-hand Residential Properties Electronic Platform (SRPE) (www.srpe.gov.hk) on the first-hand residential property market.
- Study the information on the website designated by the vendor for the development, including the sales brochure, price lists, documents containing the sales arrangements, and the register of transactions of a development.
- Sales brochure for a development will be made available to the general public at least 7 days immediately before a date of sale while price list and sales arrangements will be made available at least 3 days immediately before the date of sale.
- Information on transactions can be found on the register of transactions on the website designated by the vendor for the development and the SRPE.

2. Fees, mortgage loan and property price

- Calculate the total expenses of the purchase, such as solicitors' fees, mortgage charges, insurance fees and stamp duties.
- Check with banks to find out if you will be able to obtain the needed mortgage loan, select the appropriate payment method and calculate the amount of the mortgage loan to ensure it is within your repayment ability.
- Check recent transaction prices of comparable properties for comparison.
- Check with the vendor or the estate agent the estimated management fee, the amount of management fee payable in advance (if any), special fund payable (if any), the amount of reimbursement of the deposits for water, electricity and gas (if any), and/or the amount of debris removal fee (if any) you have to pay to the vendor or the manager of the development.

3. Price list, payment terms and other financial incentives

- Vendors may not offer to sell all the residential properties that are covered in a price list. To know which residential properties the vendors may offer to sell, pay attention to the sales arrangements which will be announced by the vendors at least 3 days before the relevant residential properties are offered to be sold.
- Pay attention to the terms of payment as set out in a price list. If there are discounts on the price, gift, or any financial advantage or benefit to be made available in connection with the purchase of the residential properties, such information will also be set out in the price list.
- If you intend to opt for any mortgage loan plans offered by financial institutions specified by the vendor, before entering into a preliminary agreement for sale and purchase (PASP), you must study the details of various mortgage loan plans¹ as set out in the price list concerned. If you have any questions about these mortgage loan plans, you should check with the financial institutions concerned direct before entering into a PASP.

4. Property area and its surroundings

- Pay attention to the area information in the sales brochure and price list, and price per square foot/metre in the price list. According to the Residential Properties (First-hand Sales) Ordinance (Cap. 621) (the Ordinance), vendors can only present the area and price per square foot and per square metre of a residential property using saleable area. Saleable area, in relation to a

residential property, means the floor area of the residential property, and includes the floor area of every one of the following to the extent that it forms part of the residential property - (i) a balcony; (ii) a utility platform; and (iii) a verandah. The saleable area excludes the area of the following which forms part of the residential property - air-conditioning plant room; bay window; cockloft; flat roof; garden; parking space; roof; stairhood; terrace and yard.

- Floor plans of all residential properties in the development have to be shown in the sales brochure. In a sales brochure, floor plans of residential properties in the development must state the external and internal dimensions of each residential property². The external and internal dimensions of residential properties as provided in the sales brochure exclude plaster and finishes. You are advised to note this if you want to buy furniture before handing over of the residential property.
- Visit the development site and get to know the surroundings of the property (including transportation and community facilities). Check town planning proposals and decisions which may affect the property. Take a look at the location plan, aerial photograph, outline zoning plan and cross-section plan that are provided in the sales brochure.

5. Sales brochure

- Ensure that the sales brochure you have obtained is the latest version. According to the Ordinance, the sales brochure made available to the public should be printed or examined, or examined and revised within the previous 3 months.
- Read through the sales brochure and in particular, check the following information in the sales brochure -
 - whether there is a section on “relevant information” in the sales brochure, under which information on any matter that is known to the vendor but is not known to the general public, and is likely to materially affect the enjoyment of a residential property will be set out. Please note that information contained in a document that has been registered with the Land Registry will not be regarded as “relevant information”;
 - the cross-section plan showing a cross-section of the building in relation to every street adjacent to the building, and the level of every such street in relation to a known datum and to the level of the lowest residential floor of the building. This will help you visualize the difference in height between the lowest residential floor of a building and the street level, regardless of how that lowest residential floor is named;
 - interior and exterior fittings and finishes and appliances;
 - the basis on which management fees are shared;
 - whether individual owners have obligations or need to share the expenses for managing, operating and maintaining the public open space or public facilities inside or outside the development, and the location of the public open space or public facilities; and
 - whether individual owners have responsibility to maintain slopes.

6. Government land grant and deed of mutual covenant (DMC)

- Read the Government land grant and the DMC (or the draft DMC). Information such as ownership of the rooftop and external walls can be found in the DMC. The vendor will provide copies of the Government land grant and the DMC (or the draft DMC) at the place where the sale is to take place for free inspection by prospective purchasers.
- Check the Government land grant on whether individual owners are liable to pay Government rent.
- Check the DMC on whether animals can be kept in the residential property.

7. Information on Availability of Residential Properties for Selection at Sales Office

- Check with the vendor which residential properties are available for selection. If a “consumption table” is displayed by the vendor at the sales office, you may check from the table information on the progress of sale on a date of sale, including which residential properties are offered for sale at the beginning of that date of sale and which of them have been selected and sold during that date of sale.
- Do not believe in rumours about the sales condition of the development and enter into a PASP rashly.

8. Register of Transactions

- Pay attention to the register of transactions for a development. A vendor must, within 24 hours after entering into a PASP with a purchaser, enter transaction information of the PASP in the register of transactions. The vendor must, within 1 working day after entering into an agreement for sale and purchase (ASP), enter transaction information of the ASP in the register of transactions. Check the register of transactions for the concerned development to learn more about the sales condition of the development.
- Never take the number of registrations of intent or cashier orders a vendor has received for the purpose of registration as an indicator of the sales volume of a development. The register of transactions for a development is the most reliable source of information from which members of the public can grasp the daily sales condition of the development.

9. Agreement for sale and purchase

- Ensure that the PASP and ASP include the mandatory provisions as required by the Ordinance.
- Pay attention that fittings, finishes and appliances to be included in the sale and purchase of the property are inserted in the PASP and ASP.
- Pay attention to the area plan annexed to the ASP which shows the total area which the vendor is selling to you. The total area which the vendor is selling to you is normally greater than the saleable area of the property.
- A preliminary deposit of **5%** of the purchase price is payable by you to the owner (i.e. the seller) on entering into a PASP.
- If you do not execute the ASP within **5 working days** (working day means a day that is not a general holiday or a Saturday or a black rainstorm warning day or gale warning day) after entering into the PASP, the PASP is terminated, the preliminary deposit (i.e. 5% of the purchase price) is forfeited, and the owner (i.e. the seller) does not have any further claim against you for not executing the ASP.
- If you execute the ASP within 5 working days after the signing of the PASP, the owner (i.e. the seller) must execute the ASP within 8 working days after entering into the PASP.
- The deposit should be made payable to the solicitors' firm responsible for stakeholding purchasers' payments for the property.

10. Expression of intent of purchasing a residential property

- Note that vendors (including their authorized representative(s)) should not seek or accept any specific or general expression of intent of purchasing any residential property before the relevant price lists for such properties are made available to the public. You therefore should not make such an offer to the vendors or their authorized representative(s).
- Note that vendors (including their authorized representative(s)) should not seek or accept any specific expression of intent of purchasing a particular residential property before the sale of the property has commenced. You therefore should not make such an offer to the vendors or their authorized representative(s).

01 | NOTES TO PURCHASERS OF FIRST-HAND RESIDENTIAL PROPERTIES

一手住宅物業買家須知

11. Appointment of estate agent

- Note that if the vendor has appointed one or more than one estate agents to act in the sale of any specified residential property in the development, the price list for the development must set out the name of all the estate agents so appointed as at the date of printing of the price list.
- You may appoint any estate agent (not necessarily from those estate agency companies appointed by the vendor) to act in the purchase of any specified residential property in the development, and may also not appoint any estate agent to act on your behalf.
- Before you appoint an estate agent to look for a property, you should -
 - find out whether the agent will act on your behalf only. If the agent also acts for the vendor, he/she may not be able to protect your best interests in the event of a conflict of interest;
 - find out whether any commission is payable by you to the estate agent and, if so, its amount and the time of payment; and
 - note that only licensed estate agents or salespersons may accept your appointment. If in doubt, you should request the estate agent or salesperson to produce his/her Estate Agent Card, or check the Licence List on the Estate Agents Authority website: www.eaa.org.hk.

12. Appointment of solicitor

- Consider appointing your own solicitor to protect your interests. If the solicitor also acts for the vendor, he/she may not be able to protect your best interests in the event of a conflict of interest.
- Compare the charges of different solicitors.

For first-hand uncompleted residential properties

13. Pre-sale Consent

- For uncompleted residential property under the Lands Department Consent Scheme, seek confirmation from the vendor whether the “Pre-sale Consent” has been issued by the Lands Department for the development.

14. Show flats

- While the vendor is not required to make any show flat available for viewing by prospective purchasers or the general public, if the vendor wishes to make available show flats of a specified residential property, the vendor must first of all make available an unmodified show flat of that residential property and that, having made available such unmodified show flat, the vendor may then make available a modified show flat of that residential property. In this connection, the vendor is allowed to make available more than one modified show flat of that residential property.
- If you visit the show flats, you should always look at the unmodified show flats for comparison with the modified show flats. That said, the Ordinance does not restrict the discretion of the vendor in arranging the sequence of the viewing of unmodified and modified show flats.
- Sales brochure of the development should have been made available to the public when the show flat is made available for viewing. You are advised to get a copy of the sales brochure and make reference to it when viewing the show flats.
- You may take measurements in modified and unmodified show flats, and take photographs or make video recordings of unmodified show flats, subject to reasonable restriction(s) which may be set by the vendor for ensuring safety of the persons viewing the show flat.

For first-hand uncompleted residential properties and completed residential properties pending compliance

15. Estimated material date and handing over date

- Check the estimated material date³ for the development in the sales brochure.
 - The estimated material date for a development in the sales brochure is not the same as the date on which a residential property is handed over to purchaser. The latter is inevitably later than the former.
- Handing over date
 - The mandatory provisions to be incorporated in an ASP as required by the Ordinance include a provision requiring the vendor to apply in writing for an Occupation Document/a Certificate of Compliance or the Director of Lands’ Consent to Assign (as the case may be) in respect of the development within 14 days after the estimated material date as stipulated in the ASP.
 - > For development subject to the Lands Department Consent Scheme, the vendor is required to notify the purchaser in writing that the vendor is in a position validly to assign the property within one month after the issue of the Certificate of Compliance or the Consent to Assign, whichever first happens; or
 - > For development not subject to the Lands Department Consent Scheme, the vendor is required to notify the purchaser in writing that the vendor is in a position validly to assign the property within 6 months after the issue of the Occupation Document including Occupation Permit.
 - The mandatory provisions to be incorporated in an ASP as required by the Ordinance include a provision requiring completion of the sale and purchase within 14 days after the date of the notification aforesaid. Upon completion, the vendor shall arrange handover of the property to the purchaser.
- Authorized Person (AP) may grant extension(s) of time for completion of the development beyond the estimated material date.
 - The mandatory provisions to be incorporated in an ASP as required by the Ordinance include a provision that the AP of a development may grant an extension of time for completion of the development beyond the estimated material date having regard to delays caused exclusively by any one or more of the following reasons:
 - > strike or lock-out of workmen;
 - > riots or civil commotion;
 - > force majeure or Act of God;
 - > fire or other accident beyond the vendor’s control;
 - > war; or
 - > inclement weather.
 - The AP may grant more than once such an extension of time depending on the circumstances. That means handover of the property may be delayed.
 - The mandatory provisions to be incorporated in an ASP as required by the Ordinance also include a provision requiring the vendor to, within 14 days after the issue of an extension of time granted by the AP, furnish the purchaser with a copy of the relevant certificate of extension.
- Ask the vendor if there are any questions on handing over date.

For first-hand completed residential properties

16. Vendor’s information form

- Ensure that you obtain the “vendor’s information form(s)” printed within the previous 3 months in relation to the residential property/properties you intend to purchase.

17. Viewing of property

- Ensure that, before you purchase a residential property, you are arranged to view the residential property that you would like to purchase or, if it is not reasonably practicable to view the property in question, a comparable property in the development, unless you agree in writing that the vendor is not required to arrange such a comparable property for viewing for you. You are advised to think carefully before signing any waiver.
- You may take measurements, take photographs or make video recordings of the property, unless the property is held under a tenancy or reasonable restriction(s) is/are needed to ensure safety of the persons viewing the property.

For complaints and enquiries relating to the sales of first-hand residential properties by the vendors which the Ordinance applies, please contact the Sales of First-hand Residential Properties Authority -

Website	: www.srpa.gov.hk
Telephone	: 2817 3313
Email	: enquiry_srpa@hd.gov.hk
Fax	: 2219 2220

Other useful contacts:

Consumer Council	
Website	: www.consumer.org.hk
Telephone	: 2929 2222
Email	: cc@consumer.org.hk
Fax	: 2856 3611

Estate Agents Authority	
Website	: www.eaa.org.hk
Telephone	: 2111 2777
Email	: enquiry@eaa.org.hk
Fax	: 2598 9596

Real Estate Developers Association of Hong Kong	
Telephone	: 2826 0111
Fax	: 2845 2521

Sales of First-hand Residential Properties Authority
Transport and Housing Bureau
August 2017

¹ The details of various mortgage loan plans include the requirements for mortgagors on minimum income level, the loan limit under the first mortgage and second mortgage, the maximum loan repayment period, the change of mortgage interest rate throughout the entire repayment period, and the payment of administrative fees.

² According to section 10(2)(d) in Part 1 of Schedule 1 to the Ordinance, each of the floor plans of the residential properties in the development in the sales brochure must state the following—
(i) the external dimensions of each residential property;
(ii) the internal dimensions of each residential property;
(iii) the thickness of the internal partitions of each residential property;
(iv) the external dimensions of individual compartments in each residential property.
According to section 10(3) in Part 1 of Schedule 1 to the Ordinance, if any information required by section 10(2)(d) in Part 1 of Schedule 1 to the Ordinance is provided in the approved building plans for the development, a floor plan must state the information as so provided.

³ Generally speaking, “material date” means the date on which the conditions of the land grant are complied with in respect of the development, or the date on which the development is completed in all respects in compliance with the approved building plans or the conditions subject to which the certificate of exemption is issued. For details, please refer to section 2 of the Ordinance.

01 | NOTES TO PURCHASERS OF FIRST-HAND RESIDENTIAL PROPERTIES

一手住宅物業買家須知

您在購置一手住宅物業之前，應留意下列事項：

適用於所有一手住宅物業

1. 重要資訊

- 瀏覽一手住宅物業銷售資訊網(下稱「銷售資訊網」)，(網址:www.srpe.gov.hk)，參考「銷售資訊網」內有關一手住宅物業的市場資料。
- 閱覽賣方就該發展項目所指定的互聯網網站內的有關資訊，包括售樓說明書、價單、載有銷售安排的文件，及成交紀錄冊。
- 發展項目的售樓說明書，會在該項目的出售日期前最少七日向公眾發布，而有關價單和銷售安排，亦會在該項目的出售日期前最少三日公布。
- 在賣方就有關發展項目所指定的互聯網網站，以及「銷售資訊網」內，均載有有關物業成交資料的成交紀錄冊，以供查閱。

2. 費用、按揭貸款和樓價

- 計算置業總開支，包括律師費、按揭費用、保險費，以及印花稅。
- 向銀行查詢可否取得所需的按揭貸款，然後選擇合適的還款方式，並小心計算按揭貸款金額，以確保貸款額沒有超出本身的負擔能力。
- 查閱同類物業最近的成交價格，以作比較。
- 向賣方或地產代理瞭解，您須付予賣方或該發展項目的管理人的預計的管理費、管理費上期金額(如有)、特別基金金額(如有)、補還的水、電力及氣體按金(如有)、以及/或清理廢料的費用(如有)。

3. 價單、支付條款，以及其他財務優惠

- 賣方未必會把價單所涵蓋的住宅物業悉數推售，因此應留意有關的銷售安排，以了解賣方會推售的住宅物業為何。賣方會在有關住宅物業推售日期前最少三日公布銷售安排。
- 留意價單所載列的支付條款。倘買家可就購置有關住宅物業而連帶獲得價格折扣、贈品，或任何財務優惠或利益，上述資訊亦會在價單內列明。
- 如您擬選用由賣方指定的財務機構提供的各類按揭貸款計劃，在簽訂臨時買賣合約前，應先細閱有關價單內列出的按揭貸款計劃資料¹。如就該些按揭貸款計劃的詳情有任何疑問，應在簽訂臨時買賣合約前，直接向有關財務機構查詢。

4. 物業的面積及四周環境

- 留意載於售樓說明書和價單內的物業面積資料，以及載於價單內的每平方呎/每平方米售價。根據《一手住宅物業銷售條例》(第621章)(下稱「條例」)，賣方只可以實用面積表達住宅物業的面積和每平方呎及平方米的售價。就住宅物業而言，實用面積指該住宅物業的樓面面積，包括在構成該物業的一部分的範圍內的以下每一項目的樓面面積：(i)露台；(ii)工作平台；以及(iii)陽台。實用面積並不包括空調機房、窗台、閣樓、平台、花園、停車位、天台、梯屋、前庭或庭院的每一項目的面積，即使該些項目構成該物業的一部分的範圍。
- 售樓說明書必須顯示發展項目中所有住宅物業的樓面平面圖。在售樓說明書所載有關發展項目中住宅物業的每一份樓面平面圖，均須述明每個住宅物業的外部及內部尺寸²。售樓說明書所提供有關住宅物業外部和內部的尺寸，不會把批盪和裝飾物料包括在內。買家收樓前如欲購置家具，應留意這點。
- 親臨發展項目的所在地實地視察，以了解有關物業的四周環境(包括交通和社區設施)；亦應查詢有否任何城市規劃方案和議決，會對有關的物業造成影響；參閱載於售樓說明書內的位置圖、鳥瞰照片、分區計劃大綱圖，以及橫截面圖。

5. 售樓說明書

- 確保所取得的售樓說明書屬最新版本。根據條例，提供予公眾的售樓說明書必須是在之前的三個月之內印製或檢視、或檢視及修改。
- 閱覽售樓說明書，並須特別留意以下資訊：
 - 售樓說明書內有否關於「有關資料」的部分，列出賣方知悉但並非為一般公眾人士所知悉，關於相當可能對享有有關住宅物業造成重大影響的事宜的資料。請注意，已在土地註冊處註冊的文件，其內容不會被視為「有關資料」；
 - 橫截面圖會顯示有關建築物相對毗連該建築物的每條街道的橫截面，以及每條上述街道與已知基準面和該建築物最低的一層住宅樓層的水平相對的水平。橫截面圖能以圖解形式，顯示出建築物最低一層住宅樓層和街道水平的高低差距，不論該最低住宅樓層以何種方式命名；
 - 室內和外部的裝置、裝修物料和設備；
 - 管理費按甚麼基準分擔；
 - 小業主有否責任或需要分擔管理、營運或維持有關發展項目以內或以外的公眾休憩用地或公共設施的開支，以及有關公眾休憩用地或公共設施的位置；以及
 - 小業主是否須要負責維修斜坡。

6. 政府批地文件和公契

- 閱覽政府批地文件和公契(或公契擬稿)。公契內載有天台和外牆業權等相關資料。賣方會在售樓處提供政府批地文件和公契(或公契擬稿)的複本，供準買家免費閱覽。
- 留意政府批地文件內所訂明小業主是否須要負責支付地稅。
- 留意公契內訂明有關物業內可否飼養動物。

7. 售樓處內有關可供揀選住宅物業的資料

- 向賣方查詢清楚有哪些一手住宅物業可供揀選。若賣方在售樓處內展示「消耗表」，您可從該「消耗表」得悉在每個銷售日的銷售進度資料，包括在該個銷售日開始時有哪些住宅物業可供出售，以及在該個銷售日內有哪些住宅物業已獲揀選及售出。
- 切勿隨便相信有關發展項目銷情的傳言，倉卒簽立臨時買賣合約。

8. 成交紀錄冊

- 留意發展項目的成交紀錄冊。賣方須於臨時買賣合約訂立後的24小時內，於紀錄冊披露該臨時買賣合約的資料，以及於買賣合約訂立後一個工作天內，披露該買賣合約的資料。您可透過成交紀錄冊得悉發展項目的銷售情況。
- 切勿將賣方接獲用作登記的購樓意向書或本票的數目視為銷情指標。發展項目的成交紀錄冊才是讓公眾掌握發展項目每日銷售情況的最可靠資料來源。

9. 買賣合約

- 確保臨時買賣合約和買賣合約包含條例所規定的強制性條文。
- 留意有關物業買賣交易所包括的裝置、裝修物料和設備，須在臨時買賣合約和買賣合約上列明。
- 留意夾附於買賣合約的圖則。該圖則會顯示所有賣方售予您的物業面積，而該面積通常較該物業的實用面積為大。
- 訂立臨時買賣合約時，您須向擁有人(即賣方)支付樓價**5%**的臨時訂金。
- 如您在訂立臨時買賣合約後**五個工作日**(工作日指並非公眾假日、星期六、黑色暴雨警告日或烈風警告日的日子)之內，沒有簽立買賣合約，該臨時買賣合約即告終止，有關臨時訂金(即樓價的5%)會被沒收，而擁有人(即賣方)不得因您沒有簽立買賣合約而對您提出進一步申索。

- 在訂立臨時買賣合約後的五個工作日之內，倘您簽立買賣合約，則擁有人(即賣方)必須在訂立該臨時買賣合約後的八個工作日之內簽立買賣合約。
- 有關的訂金，應付予負責為所涉物業擔任保證金保存人的律師事務所。

10. 表達購樓意向

- 留意在賣方(包括其獲授權代表)就有關住宅物業向公眾提供價單前，賣方不得尋求或接納任何對有關住宅物業的購樓意向(不論是否屬明確選擇購樓意向)。因此您不應向賣方或其授權代表提出有關意向。
- 留意在有關住宅物業的銷售開始前，賣方(包括其獲授權代表)不得尋求或接納任何對該物業的有明確選擇購樓意向。因此您不應向賣方或其授權代表提出有關意向。

11. 委託地產代理

- 留意倘賣方委任一個或多於一個地產代理，以協助銷售其發展項目內任何指明住宅物業，該發展項目的價單必須列明在價單印刷日期當日所有獲委任為地產代理的姓名/名稱。
- 您可委託任何地產代理(不一定是賣方所指定的地產代理)，以協助您購置發展項目內任何指明住宅物業；您亦可不委託任何地產代理。
- 委託地產代理以物色物業前，您應該：
 - 了解該地產代理是否只代表您行事。該地產代理若同時代表賣方行事，倘發生利益衝突，未必能夠保障您的最大利益；
 - 了解您須否支付佣金予該地產代理。若須支付，有關的佣金金額和支付日期為何；以及
 - 留意只有持牌地產代理或營業員才可以接受您的委託。如有疑問，應要求該地產代理或營業員出示其「地產代理證」，或瀏覽地產代理監管局的網頁(網址：www.eaa.org.hk)，查閱牌照目錄。

12. 委聘律師

- 考慮自行委聘律師，以保障您的利益。該律師若同時代表賣方行事，倘發生利益衝突，未必能夠保障您的最大利益。
- 比較不同律師的收費。

適用於一手未落成住宅物業

13. 預售樓花同意書

- 洽購地政總署「預售樓花同意方案」下的未落成住宅物業時，應向賣方確認地政總署是否已就該發展項目批出「預售樓花同意書」。

14. 示範單位

- 賣方不一定須設置示範單位供準買家或公眾參觀，但賣方如為某指明住宅物業設置示範單位，必須首先設置該住宅物業的無改動示範單位，才可設置該住宅物業的經改動示範單位，並可以就該住宅物業設置多於一個經改動示範單位。
- 參觀示範單位時，務必視察無改動示範單位，以便與經改動示範單位作出比較。然而，條例並沒有限制賣方安排參觀無改動示範單位及經改動示範單位的先後次序。
- 賣方設置示範單位供公眾參觀時，應已提供有關發展項目的售樓說明書。因此，緊記先行索取售樓說明書，以便在參觀示範單位時參閱相關資料。
- 您可以在無改動示範單位及經改動示範單位中進行量度，並在無改動示範單位內拍照或拍攝影片，惟在確保示範單位參觀者人身安全的前提下，賣方可能會設定合理的限制。

01 | NOTES TO PURCHASERS OF FIRST-HAND RESIDENTIAL PROPERTIES

一手住宅物業買家須知

適用於一手未落成住宅物業及尚待符合條件的已落成住宅物業

15. 預計關鍵日期及收樓日期

- 查閱售樓說明書中有關發展項目的預計關鍵日期³。
 - 售樓說明書中有關發展項目的預計關鍵日期並不同買家的「收樓日期」。買家的「收樓日期」必定較發展項目的預計關鍵日期遲。
- 收樓日期
 - 條例規定買賣合約須載有強制性條文，列明賣方須於買賣合約內列出的預計關鍵日期後的14日內，以書面為發展項目申請佔用文件、合格證明書，或地政總署署長的轉讓同意(視屬何種情況而定)。
 - 如發展項目屬地政總署預售樓花同意方案所規管，賣方須在合格證明書或地政總署署長的轉讓同意發出後的一個月內(以較早者為準)，就賣方有能力有效地轉讓有關物業一事，以書面通知買家；或
 - 如發展項目並非屬地政總署預售樓花同意方案所規管，賣方須在佔用文件(包括佔用許可證)發出後的六個月內，就賣方有能力有效地轉讓有關物業一事，以書面通知買家。
 - 條例規定買賣合約須載有強制性條文，列明有關物業的買賣須於賣方發出上述通知的日期的14日內完成。有關物業的買賣完成後，賣方將安排買家收樓事宜。
- 認可人士可批予在預計關鍵日期之後完成發展項目
 - 條例規定買賣合約須載有強制性條文，列明發展項目的認可人士可以在顧及純粹由以下一個或多於一個原因所導致的延遲後，批予在預計關鍵日期之後，完成發展項目：
 - 工人罷工或封閉工地；
 - 暴動或內亂；
 - 不可抗力或天災；
 - 火警或其他賣方所不能控制的意外；
 - 戰爭；或
 - 惡劣天氣。
 - 發展項目的認可人士可以按情況，多於一次批予延後預計關鍵日期以完成發展項目，即收樓日期可能延遲。
 - 條例規定買賣合約須載有強制性條文，列明賣方須於認可人士批予延期後的14日內，向買家提供有關延期證明書的文本。
- 如對收樓日期有任何疑問，可向賣方查詢。

適用於一手已落成住宅物業

16. 賣方資料表格

- 確保取得最近三個月內印製有關您擬購買的一手已落成住宅物業的「賣方資料表格」。

17. 參觀物業

- 購置住宅物業前，確保已獲安排參觀您打算購置的住宅物業。倘參觀有關物業並非合理地切實可行，則應參觀與有關物業相若的物業，除非您以書面同意賣方無須開放與有關物業相若的物業供您參觀。您應仔細考慮，然後才決定是否簽署豁免上述規定的書面同意。
- 除非有關物業根據租約持有，或為確保物業參觀者的人身安全而須設定合理限制，您可以對該物業進行量度、拍照或拍攝影片。非您以書面同意賣方無須開放與有關物業相若的物業供您參觀。您應仔細考慮，然後才決定是否簽署豁免上述規定的書面同意。
- 除非有關物業根據租約持有，或為確保物業參觀者的人身安全而須設定合理限制，您可以對該物業進行量度、拍照或拍攝影片。

任何與賣方銷售受條例所規管的一手住宅物業有關的投訴和查詢，請與一手住宅物業銷售監管局聯絡。

網址：www.srpa.gov.hk
電話：2817 3313
電郵：enquiry_srpa@hd.gov.hk
傳真：2219 2220

其他相關聯絡資料：

消費者委員會
網址：www.consumer.org.hk
電話：2929 2222
電郵：cc@consumer.org.hk
傳真：2856 3611

地產代理監管局
網址：www.eaa.org.hk
電話：2111 2777
電郵：enquiry@eaa.org.hk
傳真：2598 9596

香港地產建設商會
電話：2826 0111
傳真：2845 2521

運輸及房屋局
一手住宅物業銷售監管局
2017年8月

¹ 按揭貸款計劃的資料包括有關按揭貸款計劃對借款人的最低收入的要求、就第一按揭連同第二按揭可獲得的按揭貸款金額上限、最長還款年期、整個還款期內的按揭利率變化，以及申請人須繳付的手續費。

² 根據條例附表1第10(2)(d)條述明，售樓說明書內顯示的發展項目中的住宅物業的每一份樓面平面圖須述明以下各項—
(i) 每個住宅物業的外部尺寸；
(ii) 每個住宅物業的內部尺寸；
(iii) 每個住宅物業的內部間隔的厚度；
(iv) 每個住宅物業內個別分隔室的外部尺寸。
根據條例附表1第10(3)條，如有關發展項目的經批准的建築圖則，提供條例附表1第10(2)(d)條所規定的資料，樓面平面圖須述明如此規定的該資料。

³ 一般而言，「關鍵日期」指該項目符合批地文件的條件的日期，或該項目在遵照經批准的建築圖則的情況下或按照豁免證明書的發出的條件在各方面均屬完成的日期。有關詳情請參閱條例第2條。

02 | INFORMATION ON THE DEVELOPMENT 發展項目的資料

Name of the Development	: No. 62 Begonia Road	發展項目名稱	: 海棠路62號
Name of the Street and the Street Number	: No. 62 Begonia Road	街道名稱及門牌號數	: 海棠路62號
Total Number of Houses	: 10	獨立屋總數	: 10
House Numbering and Omitted House Number	: House 1 to House 11 (House 4 is omitted)	門牌號數及被略去的門牌號數	: 1 號洋房至 11 號洋房 (不設 4 號洋房)

03 | INFORMATION ON VENDOR AND OTHERS INVOLVED IN THE DEVELOPMENT 賣方及有參與發展項目的其他人的資料

Vendor Gain Regent Company Limited	賣方 雄晉有限公司
Holding Companies of the Vendor China Overseas Property Limited China Overseas Land & Investment Limited	賣方之控權公司 中國海外地產有限公司 中國海外發展有限公司
Authorized Person for the Development Mr. Wilbert T. K. Ching, Director of Chung Wah Nan Architects Limited	發展項目的認可人士 鍾華楠建築師有限公司之董事程德強先生
Building Contractor Man Kit Construction Company Limited	承建商 文傑建築有限公司
Solicitor for the Vendor F. Zimmern & Co.	賣方代表律師 施文律師行
Authorized institution that has made a loan, or has undertaken to provide finance, for the construction of the Development Not Applicable	已為發展項目的建造提供貸款或已承諾為該項建造提供融資的認可機構 不適用
Other person who has made a loan for the construction of the Development Chung Hoi Finance Limited	已為發展項目的建造提供貸款的其他人 中海財務有限公司

04 | RELATIONSHIP BETWEEN PARTIES INVOLVED IN THE DEVELOPMENT

有參與發展項目的各方的關係

(a) The vendor or a building contractor for the development is an individual, and that vendor or contractor is an immediate family member of an authorized person for the development;	Not Applicable
(b) The vendor or a building contractor for the development is a partnership, and a partner of that vendor or contractor is an immediate family member of such an authorized person;	Not Applicable
(c) The vendor or a building contractor for the development is a corporation, and a director or the secretary of that vendor or contractor (or a holding company of that vendor) is an immediate family member of such an authorized person;	Not Applicable
(d) The vendor or a building contractor for the development is an individual, and that vendor or contractor is an immediate family member of an associate of such an authorized person;	Not Applicable
(e) The vendor or a building contractor for the development is a partnership, and a partner of that vendor or contractor is an immediate family member of an associate of such an authorized person;	Not Applicable
(f) The vendor or a building contractor for the development is a corporation, and a director or the secretary of that vendor or contractor (or a holding company of that vendor) is an immediate family member of an associate of such an authorized person;	Not Applicable
(g) The vendor or a building contractor for the development is an individual, and that vendor or contractor is an immediate family member of a proprietor of a firm of solicitors acting for the owner in relation to the sale of residential properties in the development;	Not Applicable
(h) The vendor or a building contractor for the development is a partnership, and a partner of that vendor or contractor is an immediate family member of a proprietor of a firm of solicitors acting for the owner in relation to the sale of residential properties in the development;	Not Applicable
(i) The vendor or a building contractor for the development is a corporation, and a director or the secretary of that vendor or contractor (or a holding company of that vendor) is an immediate family member of a proprietor of such a firm of solicitors;	Not Applicable
(j) The vendor, a holding company of the vendor, or a building contractor for the development, is a private company, and an authorized person for the development, or an associate of such an authorized person, holds at least 10% of the issued shares in that vendor, holding company or contractor;	Not Applicable

(k) The vendor, a holding company of the vendor, or a building contractor for the development, is a listed company, and such an authorized person, or such an associate, holds at least 1% of the issued shares in that vendor, holding company or contractor;	Not Applicable
(l) The vendor or a building contractor for the development is a corporation, and such an authorized person, or such an associate, is an employee, director or secretary of that vendor or contractor or of a holding company of that vendor;	Not Applicable
(m) The vendor or a building contractor for the development is a partnership, and such an authorized person, or such an associate, is an employee of that vendor or contractor;	Not Applicable
(n) The vendor, a holding company of the vendor, or a building contractor for the development, is a private company, and a proprietor of a firm of solicitors acting for the owner in relation to the sale of residential properties in the development holds at least 10% of the issued shares in that vendor, holding company or contractor;	Not Applicable
(o) The vendor, a holding company of the vendor, or a building contractor for the development, is a listed company, and a proprietor of such a firm of solicitors holds at least 1% of the issued shares in that vendor, holding company or contractor;	Not Applicable
(p) The vendor or a building contractor for the development is a corporation, and a proprietor of such a firm of solicitors is an employee, director or secretary of that vendor or contractor or of a holding company of that vendor;	Not Applicable
(q) The vendor or a building contractor for the development is a partnership, and a proprietor of such a firm of solicitors is an employee of that vendor or contractor;	Not Applicable
(r) The vendor or a building contractor for the development is a corporation, and the corporation of which an authorized person for the development is a director or employee in his or her professional capacity is an associate corporation of that vendor or contractor or of a holding company of that vendor;	Not Applicable
(s) The vendor or a building contractor for the development is a corporation, and that contractor is an associate corporation of that vendor or of a holding company of that vendor.	Not Applicable

04 | RELATIONSHIP BETWEEN PARTIES INVOLVED IN THE DEVELOPMENT

有參與發展項目的各方的關係

(a) 賣方或有關發展項目的承建商屬個人，並屬該項目的認可人士的家人；	不適用
(b) 賣方或該項目的承建商屬合夥，而該賣方或承建商的合夥人屬上述認可人士的家人；	不適用
(c) 賣方或該項目的承建商屬法團，而該賣方或承建商（或該賣方的控權公司）的董事或秘書屬上述認可人士的家人；	不適用
(d) 賣方或該項目的承建商屬個人，並屬上述認可人士的有聯繫人士的家人；	不適用
(e) 賣方或該項目的承建商屬合夥，而該賣方或承建商的合夥人屬上述認可人士的有聯繫人士的家人；	不適用
(f) 賣方或該項目的承建商屬法團，而該賣方或承建商（或該賣方的控權公司）的董事或秘書屬上述認可人士的有聯繫人士的家人；	不適用
(g) 賣方或該項目的承建商屬個人，並屬就該項目內的住宅物業的出售代表擁有人行事的律師事務所行事的經營人的家人；	不適用
(h) 賣方或該項目的承建商屬合夥，而該賣方或承建商的合夥人屬就該項目內的住宅物業的出售代表擁有人行事的律師事務所行事的經營人的家人；	不適用
(i) 賣方或該項目的承建商屬法團，而該賣方或承建商（或該賣方的控權公司）的董事或秘書屬上述律師事務所的經營人的家人；	不適用
(j) 賣方、賣方的控權公司或有關發展項目的承建商屬私人公司，而該項目的認可人士或該認可人士的有聯繫人士持有該賣方、控權公司或承建商最少10%的已發行股份；	不適用

(k) 賣方、賣方的控權公司或該項目的承建商屬上市公司，而上述認可人士或上述有聯繫人士持有該賣方、控權公司或承建商最少1%的已發行股份；	不適用
(l) 賣方或該項目的承建商屬法團，而上述認可人士或上述有聯繫人士屬該賣方、承建商或該賣方的控權公司的僱員、董事或秘書；	不適用
(m) 賣方或該項目的承建商屬合夥，而上述認可人士或上述有聯繫人士屬該賣方或承建商的僱員；	不適用
(n) 賣方、賣方的控權公司或該項目的承建商屬私人公司，而就該項目中的住宅物業的出售而代表擁有人行事的律師事務所的經營人持有該賣方、控權公司或承建商最少10%的已發行股份；	不適用
(o) 賣方、賣方的控權公司或該項目的承建商屬上市公司，而上述律師事務所的經營人持有該賣方、控權公司或承建商最少1%的已發行股份；	不適用
(p) 賣方或該項目的承建商屬法團，而上述律師事務所的經營人屬該賣方或承建商或該賣方的控權公司的僱員、董事或秘書；	不適用
(q) 賣方或該項目的承建商屬合夥，而上述律師事務所的經營人屬該賣方或承建商的僱員；	不適用
(r) 賣方或該項目的承建商屬法團，而該項目的認可人士以其專業身份擔任董事或僱員的法團為該賣方或承建商或該賣方的控權公司的有聯繫法團；	不適用
(s) 賣方或該項目的承建商屬法團，而該承建商屬該賣方或該賣方的控權公司的有聯繫法團。	不適用

05 | INFORMATION ON DESIGN OF THE DEVELOPMENT 發展項目的設計的資料

There are no non-structural prefabricated external walls forming part of the enclosing walls of the Development.
本發展項目沒有構成圍封牆的一部份的非結構的預製外牆。

There are curtain walls forming part of the enclosing walls of the Development.
本發展項目有構成圍封牆的一部份的幕牆。

The range of thickness of the curtain walls of each house is 200mm to 300mm.
每間洋房的幕牆之厚度範圍為200毫米至300毫米。

Total area of the curtain walls of each house:
每間洋房的幕牆的總面積：

House Number 洋房編號*	Total area of the curtain walls of each house (sq.m.) 每間洋房的幕牆的總面積 (平方米)
1	10.776
2	10.014
3	9.765
5	10.013
6	10.477
7	8.200
8	7.951
9	8.034
10	11.795
11	11.795

* House 4 is omitted.
不設4號洋房。

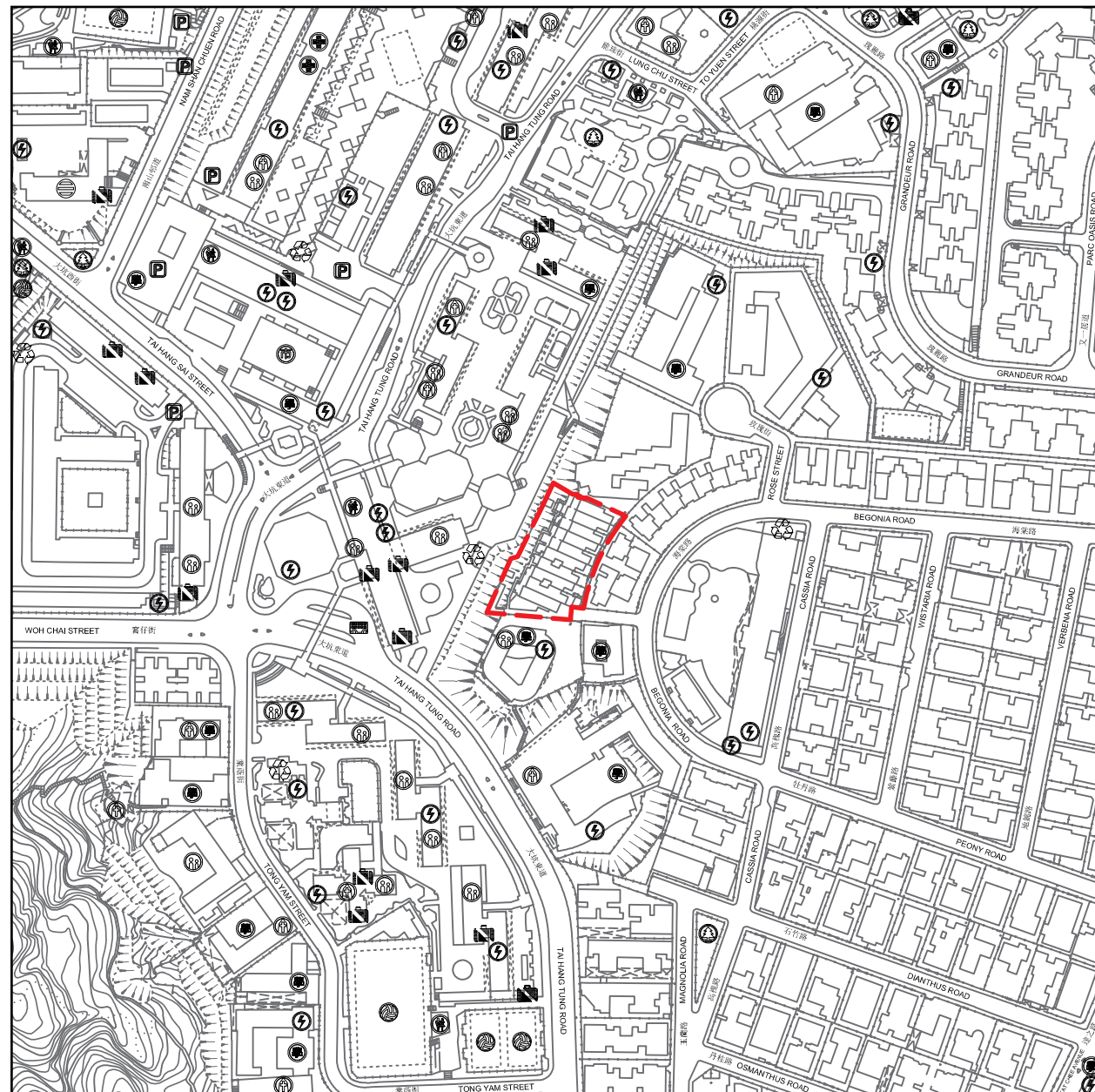
06 | INFORMATION ON PROPERTY MANAGEMENT 物業管理的資料

China Overseas Property Services Limited is appointed as the manager of the Development under the deed of mutual covenant that has been executed.















根據已簽立的公契，中國海外物業服務有限公司獲委任為本發展項目的管理人。


07 | LOCATION PLAN OF THE DEVELOPMENT

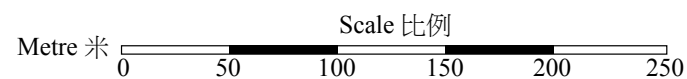
發展項目的所在位置圖



LEGEND 圖例:

-  Clinic
診療所
-  Market (including a wet market and a wholesale market)
市場 (包括濕貨市場及批發市場)
-  Police Station
警署
-  Power Plant (including electricity sub-stations)
發電廠 (包括電力分站)
-  Public Carpark (including a lorry park)
公眾停車場 (包括貨車泊處)
-  Public Convenience
公廁
-  Public Park
公園
-  Public Transport Terminal (including a rail station)
公共交通總站 (包括鐵路車站)
-  Public Utility Installation
公用事業設施裝置
-  Refuse Collection Point
垃圾收集站
-  Religious Institution (including a church, a temple and a Tsz Tong)
宗教場所 (包括教堂、廟宇及祠堂)
-  School (including a kindergarten)
學校 (包括幼稚園)
-  Social Welfare Facilities (including an elderly centre and a home for the mentally disabled)
社會福利設施 (包括老人中心及弱智人士護理院)
-  Sports Facilities (including a sports ground and a swimming pool)
體育設施 (包括運動場及游泳池)

 Location of the Development
發展項目的位置



The Location Plan is prepared with reference to Digital Topographic Map iB1000/Sheet Nos. 11-NW-9D (dated 29 August 2019), 11-NW-10C (dated 27 June 2019), 11-NW-14B (dated 15 October 2019) and 11-NW-15A (dated 26 September 2019) from Survey and Mapping Office of the Lands Department, with adjustments where necessary.
所在位置圖參考地政總署測繪處之數碼地形圖iB1000/編號11-NW-9D (日期2019年8月29日)、11-NW-10C (日期2019年6月27日)、11-NW-14B (日期2019年10月15日)及11-NW-15A (日期2019年9月26日)，有需要的地方經修正處理。

Notes 附註:

- (1) Due to technical reasons (such as the shape of the Development), the Location Plan has shown area more than that required under the Residential Properties (First-hand Sales) Ordinance (Cap. 621).
因技術原因(例如發展項目之形狀)，所在位置圖所顯示之範圍多於《一手住宅物業銷售條例》(第621章)所要求的範圍。
- (2) The Location Plan is reproduced with permission of the Director of Lands © The Government of Hong Kong SAR License No. 28/2016.
所在位置圖版權屬香港特區政府，經地政總署准許複印，版權特許編號 28/2016。

08 | AERIAL PHOTOGRAPH OF THE DEVELOPMENT

發展項目的鳥瞰照片

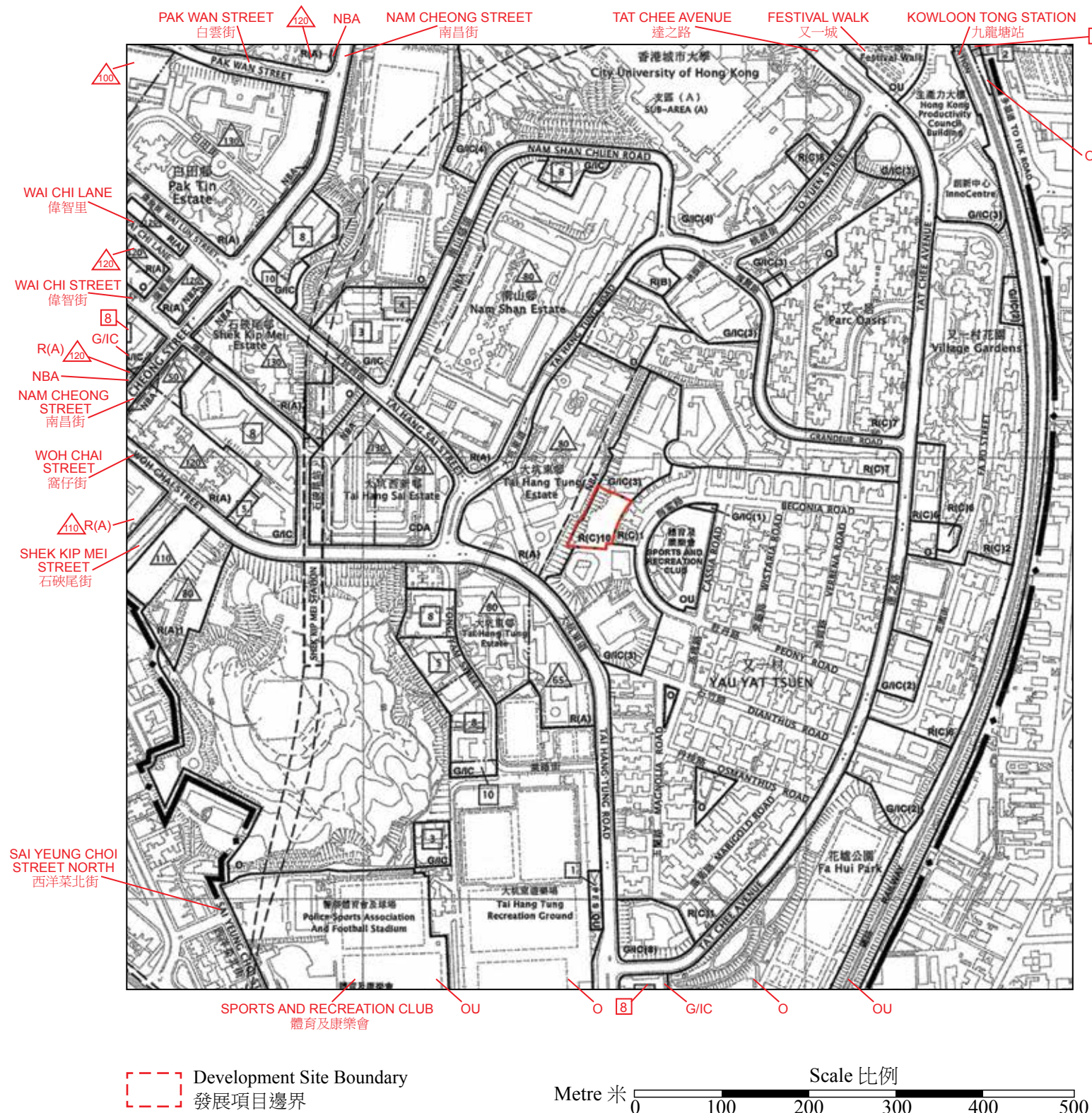


 Development Site Boundary
發展項目邊界

Adopted from part of the Aerial Photograph taken by the Survey and Mapping Office of Lands Department at a flying height of 6,900 feet, photo no. E053374C, dated 23 January 2019.
摘錄自地政總署測繪處於2019年1月23日在6,900呎飛行高度拍攝之鳥瞰照片，編號為E053374C。

Notes 附註:

- (1) Due to technical reasons (such as the shape of the Development), the Aerial Photograph has shown area more than that required under the Residential Properties (First-hand Sales) Ordinance (Cap. 621).
因技術原因 (例如發展項目之形狀)，鳥瞰照片所顯示之範圍多於《一手住宅物業銷售條例》(第621章)所要求的範圍。
- (2) Survey and Mapping Office, Lands Department, The Government of HKSAR © Copyright reserved - reproduction by permission only.
香港特別行政區政府地政總署測繪處©版權所有，未經許可，不得複製。



Notation 圖例:

Zones 地帶

Comprehensive Development Area	綜合發展區	CDA
Residential (Group A)	住宅(甲類)	R(A)
Residential (Group B)	住宅(乙類)	R(B)
Residential (Group C)	住宅(丙類)	R(C)
Government, Institution or Community	政府、機構或社區	G/I/C
Open Space	休憩用地	O
Other Specified Uses	其他指定用途	OU

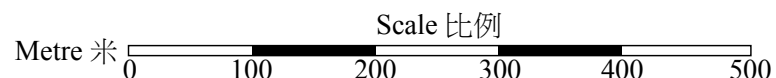
Communications 交通

Railway and Station (Underground)	鐵路及車站(地下)	鐵路車站
Major Road and Junction	主要道路及路口	主要道路及路口
Elevated Road	高架道路	高架道路

Miscellaneous 其他

Boundary of Planning Scheme	規劃範圍界線	規劃範圍界線
Building Height Control Zone Boundary	建築物高度管制區界線	建築物高度管制區界線
Maximum Building Height (In Metres Above Principal Datum)	最高建築物高度(在主水平基準上若干米)	120
Maximum Building Height (In Number of Storeys)	最高建築物高度(樓層數目)	8
Petrol Filling Station	加油站	P F S
Non-Building Area	非建築用地	NBA

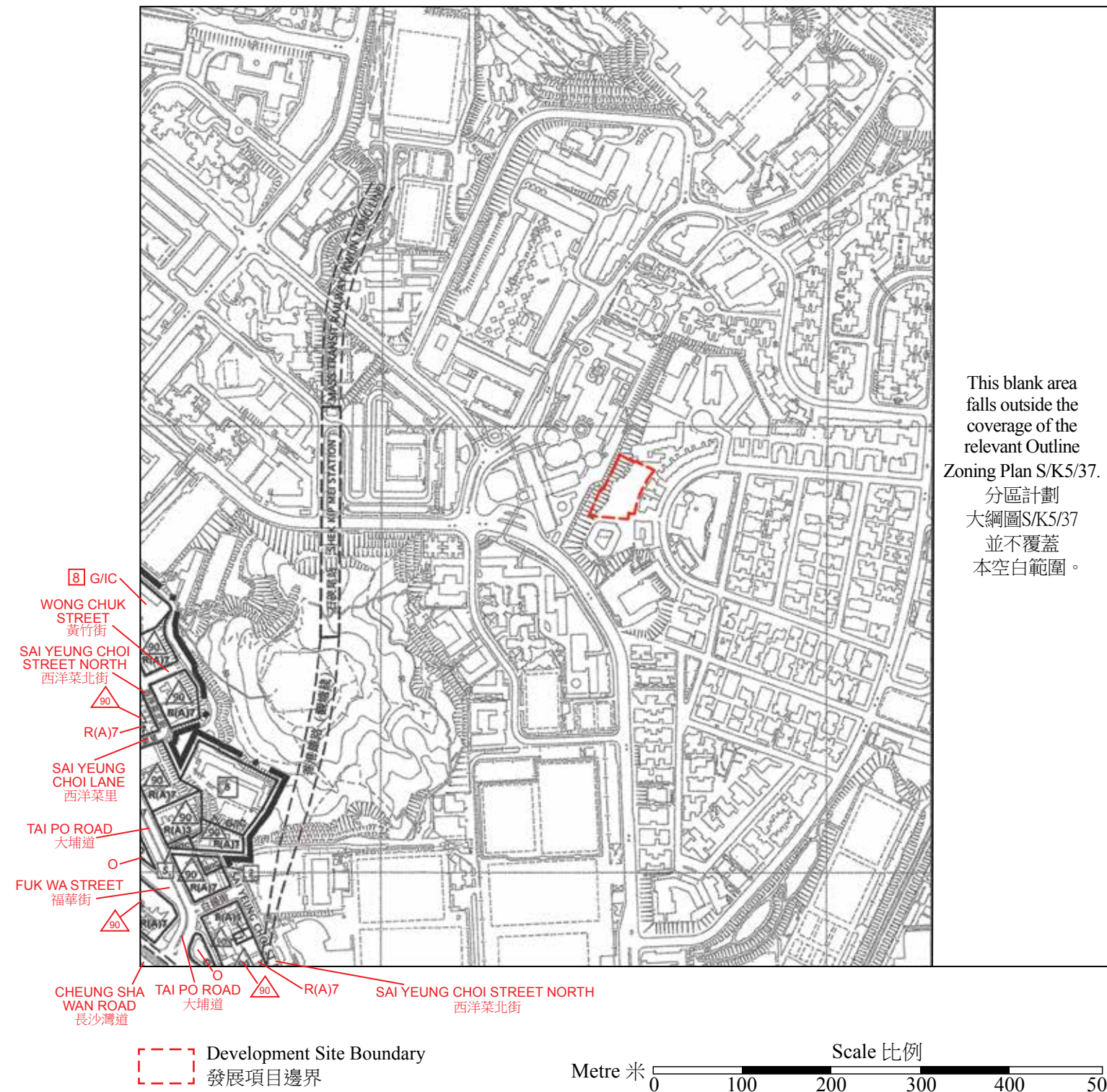
Development Site Boundary
 發展項目邊界



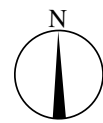
Adopted from Approved Shek Kip Mei (Kowloon Planning Area No. 4) Outline Zoning Plan No. S/K4/29 gazetted on 24 July 2015 with adjustment to show the Development site boundary and other information in red.
 摘錄自2015年7月24日刊憲之石硤尾(九龍規劃區第4區)分區計劃大綱核准圖,圖則編號為S/K4/29,經處理並以紅色顯示發展項目邊界及其他資料。

Notes 附註:

- (1) Due to technical reasons (such as the shape of the Development), this Outline Zoning Plan has shown more than the area required under the Residential Properties (First-hand Sales) Ordinance (Cap 621).
 因技術原因(例如發展項目之形狀),此分區計劃大綱圖所顯示的範圍超過《一手住宅物業銷售條例》(第621章)的規定。
- (2) Survey and Mapping Office, Lands Department, The Government of HKSAR © Copyright reserved - reproduction by permission only.
 香港特別行政區政府地政總署測繪處©版權所有,未經許可,不得複製。



This blank area falls outside the coverage of the relevant Outline Zoning Plan S/K5/37.
 分區計劃大綱圖S/K5/37並不覆蓋本空白範圍。



Notation 圖例:

Zones 地帶

Residential (Group A)	住宅 (甲類)	
Government, Institution or Community	政府、機構或社區	
Open Space	休憩用地	

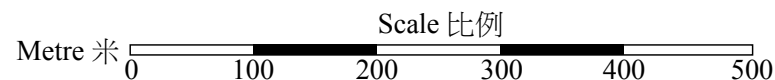
Communications 交通

Railway and Station (Underground)	鐵路及車站 (地下)	
Major Road and Junction	主要道路及路口	
Elevated Road	高架道路	

Miscellaneous 其他

Boundary of Planning Scheme	規劃範圍界線	
Maximum Building Height (In Metres Above Principal Datum)	最高建築物高度 (在主水平基準上若干米)	
Maximum Building Height (In Number of Storeys)	最高建築物高度 (樓層數目)	


Development Site Boundary
 發展項目邊界



Adopted from Approved Cheung Sha Wan (Kowloon Planning Area No. 5) Outline Zoning Plan No. S/K5/37 gazetted on 16 December 2016 with adjustment to show the Development site boundary and other information in red.
 摘錄自2016年12月16日刊憲之長沙灣(九龍規劃區第5區)分區計劃核准圖，圖則編號為S/K5/37，經處理並以紅色顯示發展項目邊界及其他資料。

Notes 附註:

- (1) Due to technical reasons (such as the shape of the Development), this Outline Zoning Plan has shown more than the area required under the Residential Properties (First-hand Sales) Ordinance (Cap 621).
 因技術原因 (例如發展項目之形狀)，此分區計劃大綱圖所顯示的範圍超過《一手住宅物業銷售條例》(第621章)的規定。
- (2) Survey and Mapping Office, Lands Department, The Government of HKSAR © Copyright reserved - reproduction by permission only.
 香港特別行政區政府地政總署測繪處©版權所有，未經許可，不得複製。



Notation 圖例:

Zones 地帶

Residential (Group C)	住宅 (丙類)	
Government, Institution or Community	政府、機構或社區	
Open Space	休憩用地	

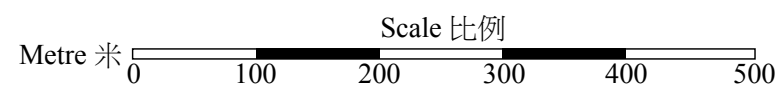
Communications 交通

Railway and Station (Underground)	鐵路及車站 (地下)	
Major Road and Junction	主要道路及路口	
Elevated Road	高架道路	

Miscellaneous 其他

Boundary of Planning Scheme	規劃範圍界線	
-----------------------------	--------	--

Development Site Boundary
發展項目邊界



Adopted from Approved Kowloon Tong (Kowloon Planning Area No. 18) Outline Zoning Plan No. S/K18/21 gazetted on 15 December 2017 with adjustment to show the Development site boundary and other information in red.
 摘錄自2017年12月15日刊憲之九龍塘(九龍規劃區第18區)分區計劃大綱核准圖,圖則編號為S/K18/21,經處理並以紅色顯示發展項目邊界及其他資料。

Notes 附註:

- (1) Due to technical reasons (such as the shape of the Development), this Outline Zoning Plan has shown more than the area required under the Residential Properties (First-hand Sales) Ordinance (Cap 621).
 因技術原因(例如發展項目之形狀),此分區計劃大綱圖所顯示的範圍超過《一手住宅物業銷售條例》(第621章)的規定。
- (2) Survey and Mapping Office, Lands Department, The Government of HKSAR © Copyright reserved - reproduction by permission only.
 香港特別行政區政府地政總署測繪處©版權所有,未經許可,不得複製。

10 | LAYOUT PLAN OF THE DEVELOPMENT

發展項目的布局圖



Legend of Terms on Layout Plan 布局圖名詞：

ACCESS ROAD TO BEGONIA ROAD	往海棠路通道
COMMON AREA	公用地方
FOOTPATH	行人路
GARDEN	花園
HOUSE 1	1 號洋房
HOUSE 2	2 號洋房
HOUSE 3	3 號洋房
HOUSE 5	5 號洋房
HOUSE 6	6 號洋房
HOUSE 7	7 號洋房
HOUSE 8	8 號洋房
HOUSE 9	9 號洋房
HOUSE 10	10 號洋房
HOUSE 11	11 號洋房

 No. 62 Begonia Road
海棠路62號

Scale 比例
M / 米 0 2 4 6 8 10

10 LAYOUT PLAN OF THE DEVELOPMENT

發展項目的布局圖

LATEST LAYOUT PLAN

現狀布局圖



The garden and common area of the Development have been altered by ways of exempted works under the Buildings Ordinance after completion of the Development. The approximate locations of the alterations are indicated on the latest layout plan and the details of the alterations are set out below (the below numberings refer to the marked alterations on the plan):

- a. Erection of new gates
- b. Erection of new fences

發展項目的花園及公共地方在發展項目落成後進行獲《建築物條例》豁免的工程。該等改動的位置於現狀布局圖中標出。該等改動列出如下(下文編號對應圖中改動編號):

- a. 豎立新閘
- b. 豎立新欄杆

 No. 62 Begonia Road
海棠路62號

Scale 比例
M / 米 0 2 4 6 8 10

Note 備註:

- Please refer to page 14 of this sales brochure for legend of the terms and abbreviations shown on the Layout Plan above.
以上布局圖所示之名稱及簡稱請參閱售樓說明書第14頁。

11 | FLOOR PLANS OF RESIDENTIAL PROPERTIES IN THE DEVELOPMENT

發展項目的住宅物業的樓面平面圖

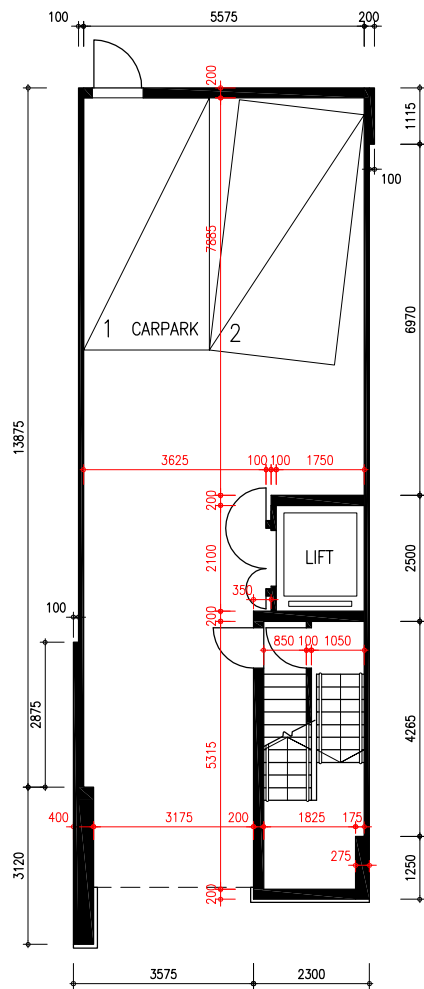
Legend of Terms and Abbreviations on Floor Plans : 樓面平面圖中的名稱及簡稱 :

A/C OUTDOOR UNITS = AIR CONDITIONING OUTDOOR UNITS	空調室外機	GARDEN	花園
ALUMINIUM ARCHITECTURE FEATURE	鋁質建築裝置	HATCH DOOR	天窗蓋門
BATHROOM	浴室	HOSE REEL	消防喉轆
BEDROOM	睡房	HOSE REEL BELOW LANDING	樓梯平台下的消防喉轆
CARPARK	停車位	KITCHEN	廚房
CAT LADDER	豎梯	LIFT	升降機
CHECK METER = CHECK METER ROOM	錶房	LIVING ROOM	客廳
CONCRETE PLINTH FOR A/C PIPES =		MASTER BEDROOM	主人睡房
CONCRETE PLINTH FOR AIR CONDITIONING PIPES	空調機喉管之混凝土底座	METAL LOUVER WITH WIND GUARD	金屬百葉裝置及防風擋
CONCRETE PLINTH FOR AIR TERMINAL OF LIGHTING PROTECTION	避雷針之混凝土底座	P.D. = PIPE DUCT	管道槽
DINING ROOM	飯廳	STONE ARCHITECTURE FEATURE	石質建築裝置
DISABLED CARPARK / PARKING SPACE FOR DISABLED	傷健人士停車位	STONE CLADDING	石質覆蓋板
ELECTRICAL METER ROOM	電錶房	STORE = STORE ROOM	儲物室
FAMILY ROOM	家庭廳	TOILET = LAVATORY	洗手間
FLAT ROOF	平台	UPPER ROOF	上層天台
FIRE HYDRANT	消防龍頭	VOID	中空
FIRE SERVICE PUMP ROOM	消防泵房	9m ³ FIRE SERVICE TANK	9立方平米消防水箱

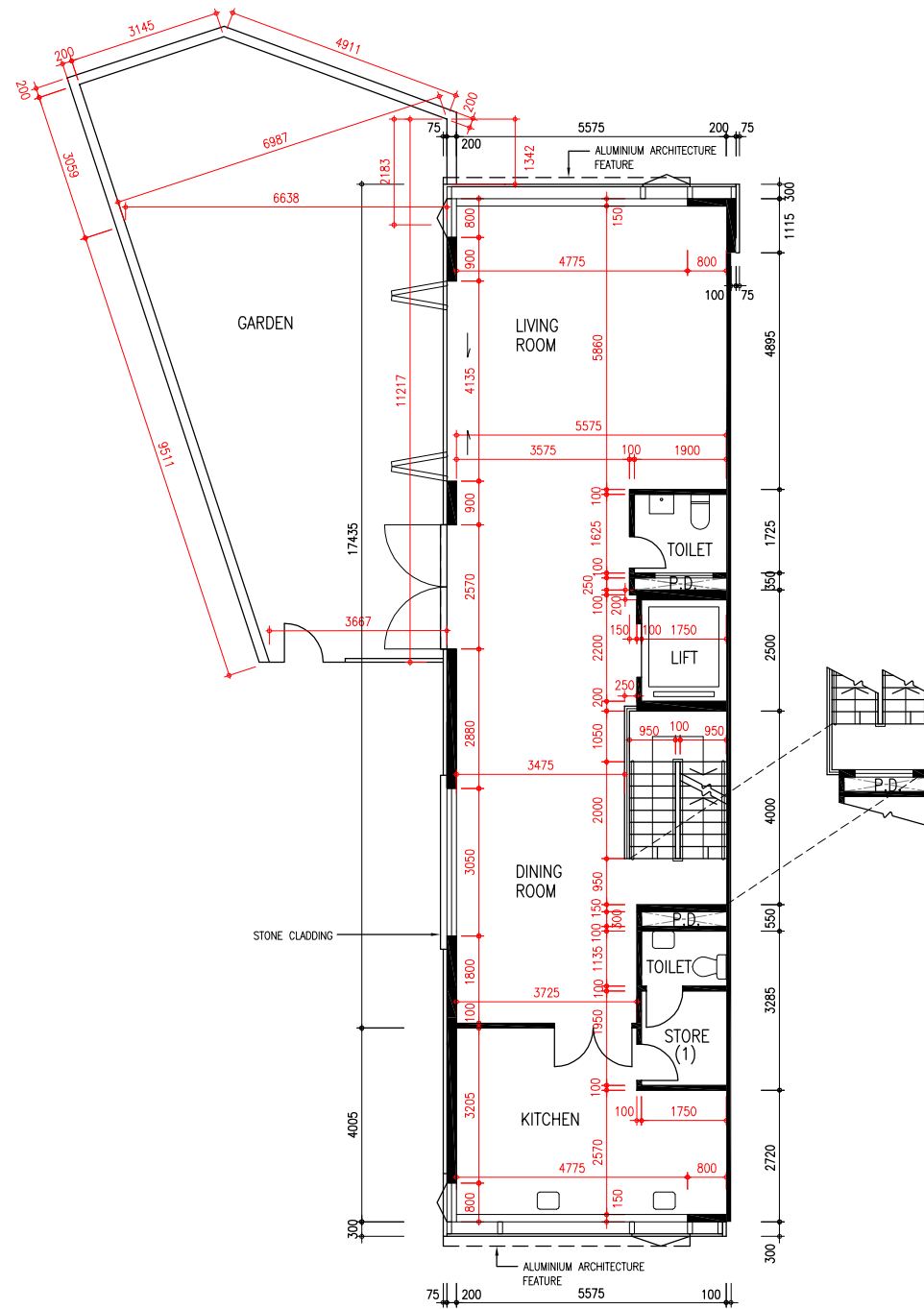
11 FLOOR PLANS OF RESIDENTIAL PROPERTIES IN THE DEVELOPMENT

發展項目的住宅物業的樓面平面圖

HOUSE 1 1 號洋房



BASEMENT FLOOR PLAN
地庫平面圖



GROUND FLOOR PLAN
地下平面圖



Floor 樓層	Thickness of Floor Slabs (Excluding Plaster) of House 1 (mm) 1 號洋房的樓板 (不包括灰泥) 的厚度 (毫米)	Floor-to-Floor Height of House 1 (m) 1 號洋房層與層之間的高度 (米)
Basement 地庫	170, 200	4.95
G/F 地下	125, 150, 200, 250	4.5
1/F 一樓	125, 150, 200, 250	3.5
2/F 二樓	125, 150, 200, 250	3.5
Roof 天台	150	2.65
Upper Roof 上層天台	N/A 不適用	N/A 不適用

The internal areas of the residential properties on the upper floors will generally be slightly larger than those on the lower floors because of the reducing thickness of the structural walls on the upper floors. 因住宅物業的較高樓層的結構牆的厚度遞減，較高樓層的內部面積，一般比較低樓層的內部面積稍大。

Note 備註:

- Please refer to page 16 of this sales brochure for legend of the terms and abbreviations shown on the floor plans above. 以上平面圖所示之名稱及簡稱請參閱售樓說明書第16頁。

11 FLOOR PLANS OF RESIDENTIAL PROPERTIES IN THE DEVELOPMENT

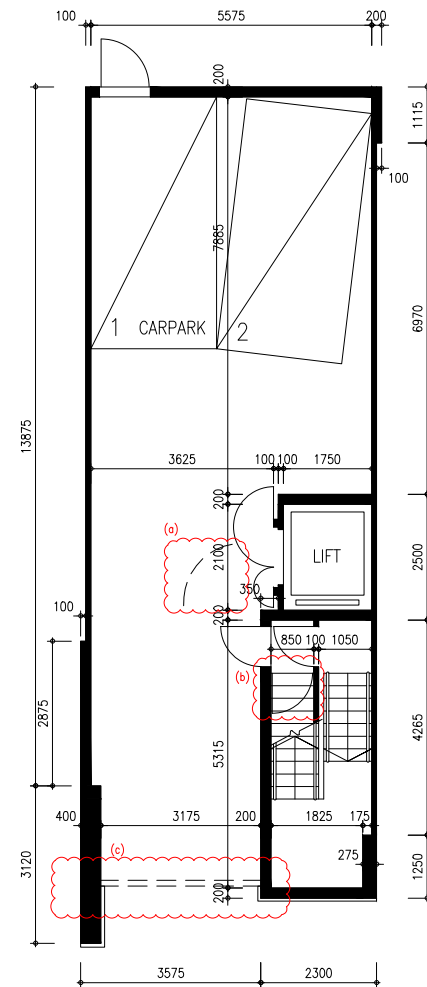
發展項目的住宅物業的樓面平面圖

LATEST FLOOR PLAN

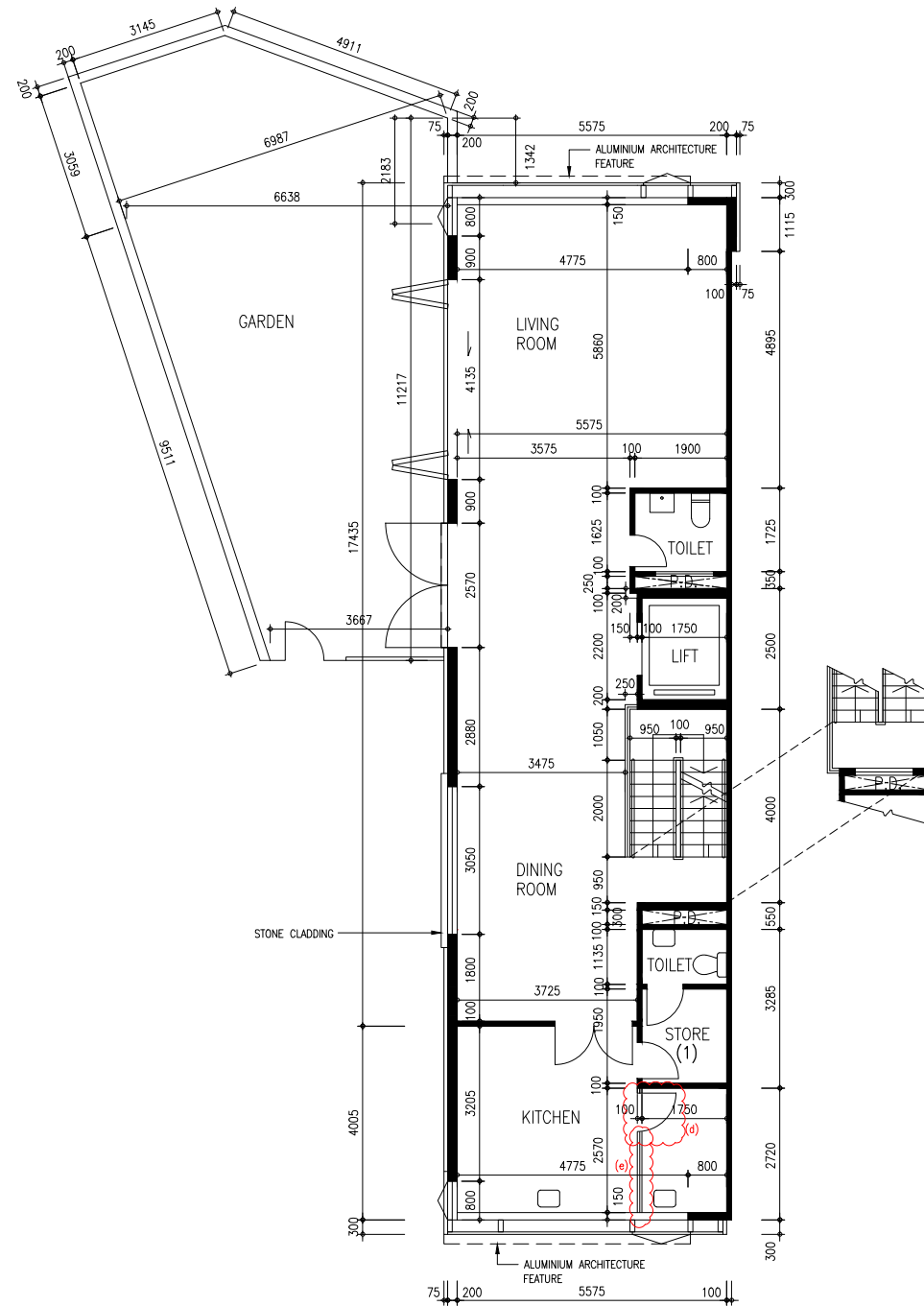
現狀樓面平面圖

HOUSE 1

1 號洋房



BASEMENT FLOOR PLAN
地庫平面圖



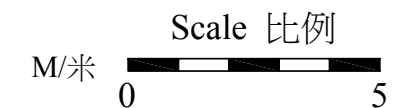
GROUND FLOOR PLAN
地下平面圖

House 1 has been altered by way of exempted works under the Buildings Ordinance after completion of the Development. The approximate locations of the alterations are indicated on the latest floor plans and the details of the alterations are set out below (the below numberings refer to the marked alterations on the plan):

- a. Removal of metal railing
- b. Erection of new door
- c. Installation of new roller shutter
- d. Erection of new glass door
- e. Erection of new non-structural glass partition

1 號洋房在發展項目落成後進行獲《建築物條例》豁免的工程。該等改動的位置於現狀樓面平面圖中標出。該等改動列出如下(下文編號對應圖中改動編號):

- a. 移除金屬欄杆
- b. 豎立新門
- c. 安裝新捲閘
- d. 豎立新玻璃門
- e. 豎立新非結構玻璃分隔牆



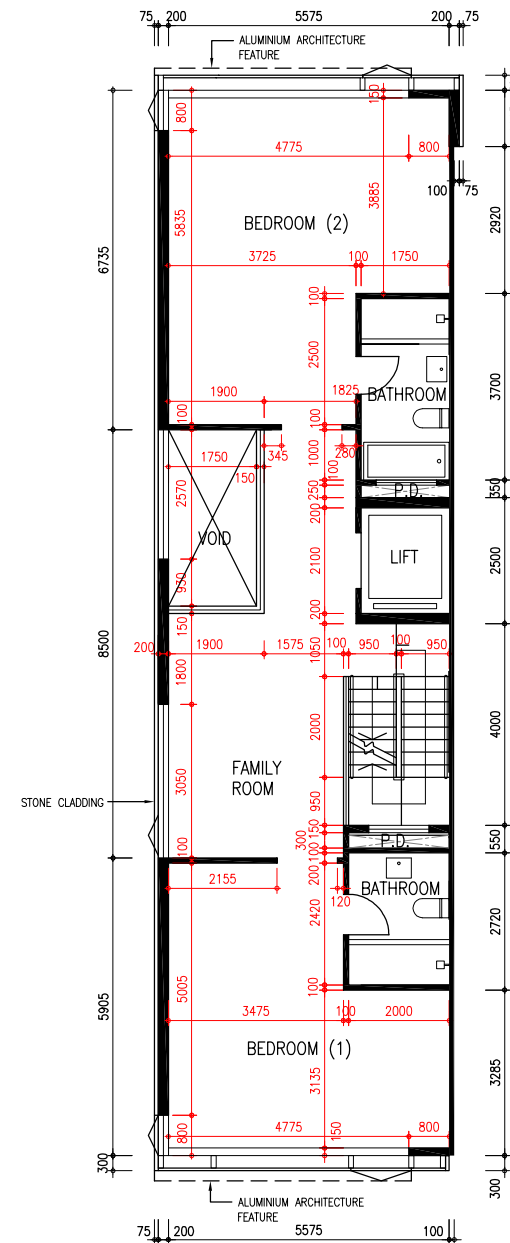
Note 備註:

- Please refer to page 16 of this sales brochure for legend of the terms and abbreviations shown on the floor plans above.
以上平面圖所示之名稱及簡稱請參閱售樓說明書第16頁。

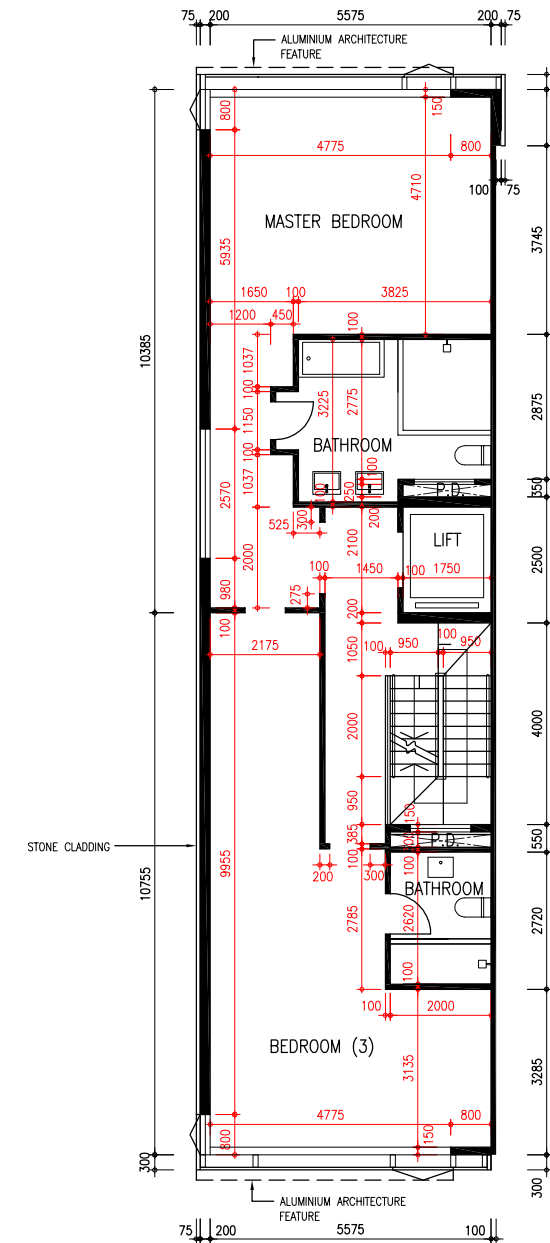
11 FLOOR PLANS OF RESIDENTIAL PROPERTIES IN THE DEVELOPMENT

發展項目的住宅物業的樓面平面圖

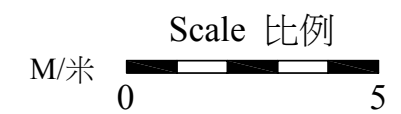
HOUSE 1 1 號洋房



FIRST FLOOR PLAN
一樓平面圖



SECOND FLOOR PLAN
二樓平面圖



Note 備註:

- Please refer to page 16 of this sales brochure for legend of the terms and abbreviations shown on the floor plans above.
以上平面圖所示之名稱及簡稱請參閱售樓說明書第16頁。

11 | FLOOR PLANS OF RESIDENTIAL PROPERTIES IN THE DEVELOPMENT

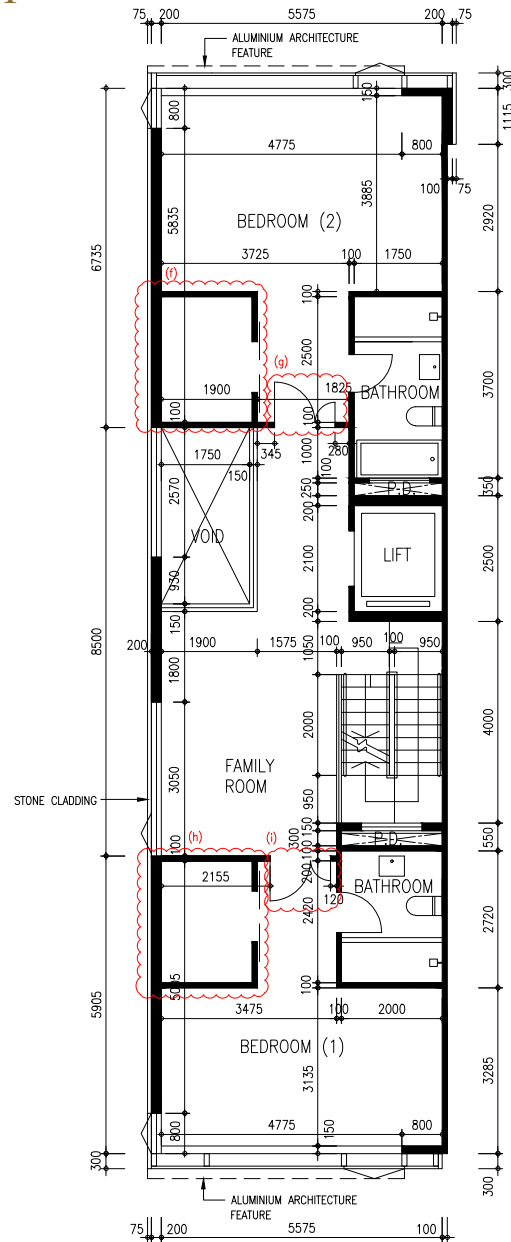
發展項目的住宅物業的樓面平面圖

LATEST FLOOR PLAN

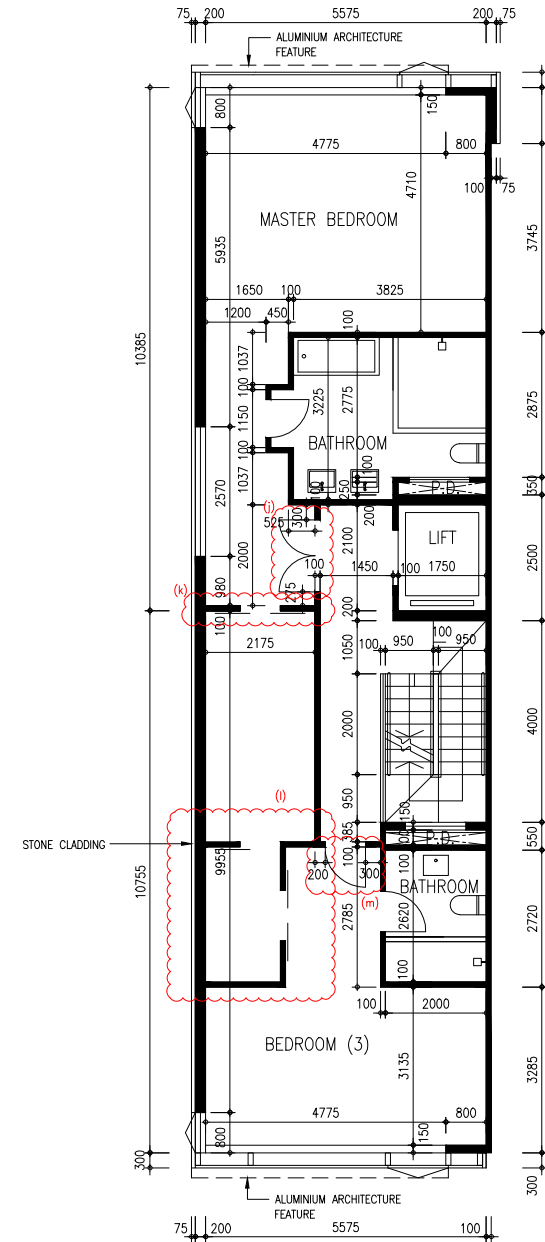
現狀樓面平面圖

HOUSE 1

1 號洋房



FIRST FLOOR PLAN
一樓平面圖



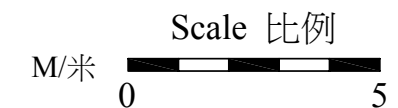
SECOND FLOOR PLAN
二樓平面圖

House 1 has been altered by way of exempted works under the Buildings Ordinance after completion of the Development. The approximate locations of the alterations are indicated on the latest floor plans and the details of the alterations are set out below (the below numberings refer to the marked alterations on the plan):

- f. Erection of new non-structural partition and door
- g. Erection of new door
- h. Erection of new non-structural partition and door
- i. Erection of new door
- j. Erection of new door
- k. Erection of new door
- l. Erection of new non-structural partition and door
- m. Erection of new door

1 號洋房在發展項目落成後進行獲《建築物條例》豁免的工程。該等改動的位置於現狀樓面平面圖中標出。該等改動列出如下(下文編號對應圖中改動編號):

- f. 豎立新非結構分隔牆及門
- g. 豎立新門
- h. 豎立新非結構分隔牆及門
- i. 豎立新門
- j. 豎立新門
- k. 豎立新門
- l. 豎立新非結構分隔牆及門
- m. 豎立新門



Note 備註:

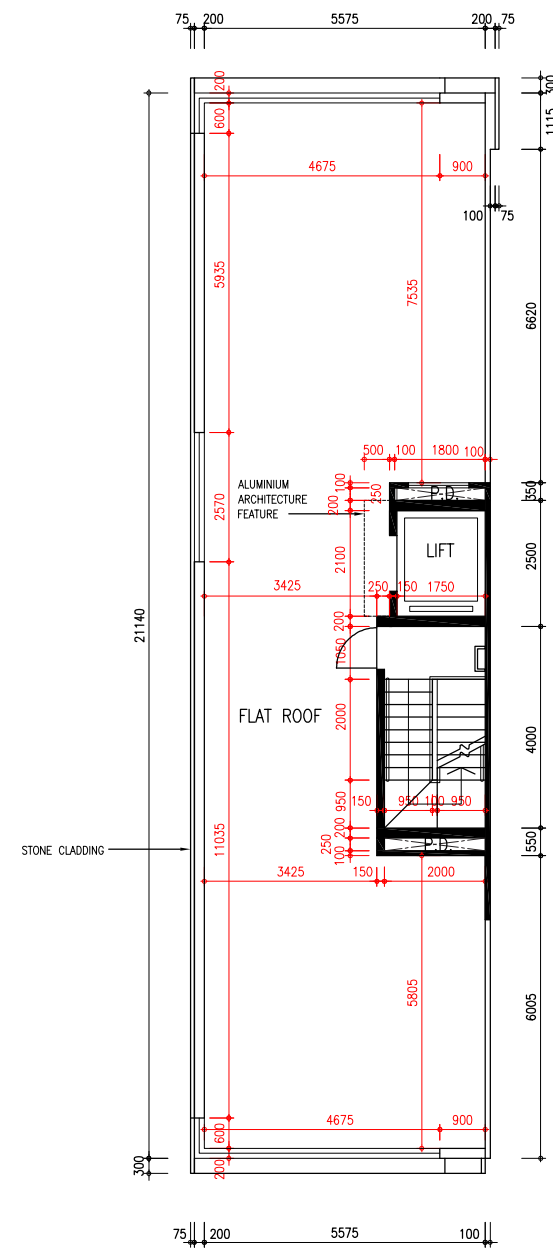
- Please refer to page 16 of this sales brochure for legend of the terms and abbreviations shown on the floor plans above.
以上平面圖所示之名稱及簡稱請參閱售樓說明書第16頁。

11 | FLOOR PLANS OF RESIDENTIAL PROPERTIES IN THE DEVELOPMENT

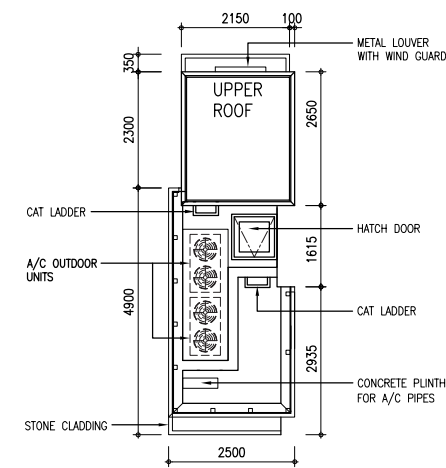
發展項目的住宅物業的樓面平面圖

HOUSE 1

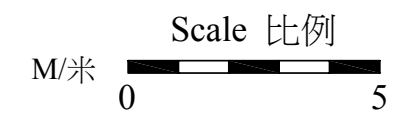
1 號洋房



ROOF FLOOR PLAN
天台平面圖



UPPER ROOF FLOOR PLAN
上層天台平面圖



Note 備註:

- Please refer to page 16 of this sales brochure for legend of the terms and abbreviations shown on the floor plans above.
以上平面圖所示之名稱及簡稱請參閱售樓說明書第16頁。

11 | FLOOR PLANS OF RESIDENTIAL PROPERTIES IN THE DEVELOPMENT

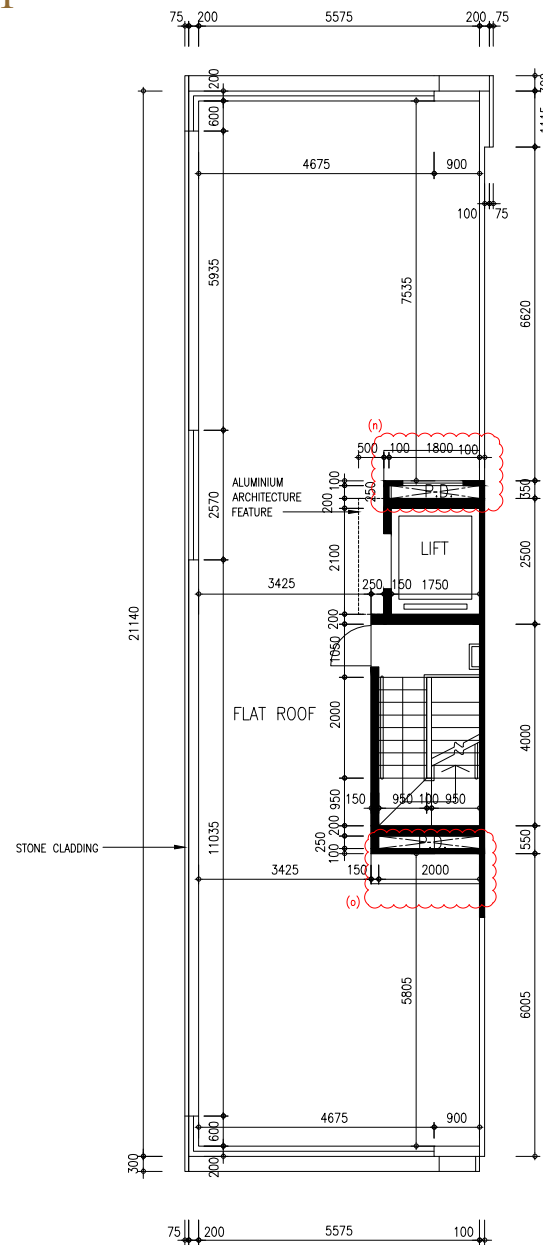
發展項目的住宅物業的樓面平面圖

LATEST FLOOR PLAN

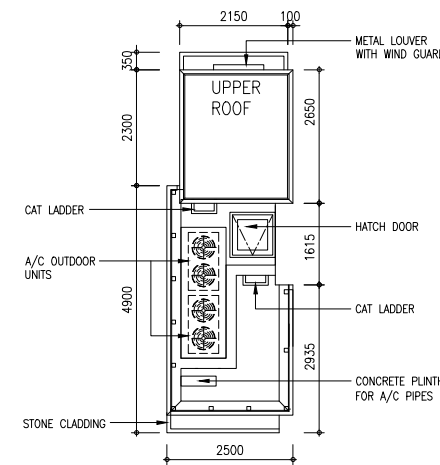
現狀樓面平面圖

HOUSE 1

1 號洋房



ROOF FLOOR PLAN
天台平面圖



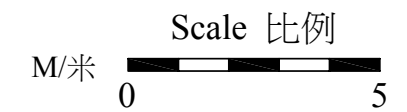
UPPER ROOF FLOOR PLAN
上層天台平面圖

House 1 has been altered by way of exempted works under the Buildings Ordinance after completion of the Development. The approximate locations of the alterations are indicated on the latest floor plans and the details of the alterations are set out below (the below numberings refer to the marked alterations on the plan):

- n. Addition of new low cabinet
- o. Addition of new low cabinet

1 號洋房在發展項目落成後進行獲《建築物條例》豁免的工程。該等改動的位置於現狀樓面平面圖中標出。該等改動列出如下(下文編號對應圖中改動編號):

- n. 加建新地櫃
- o. 加建新地櫃



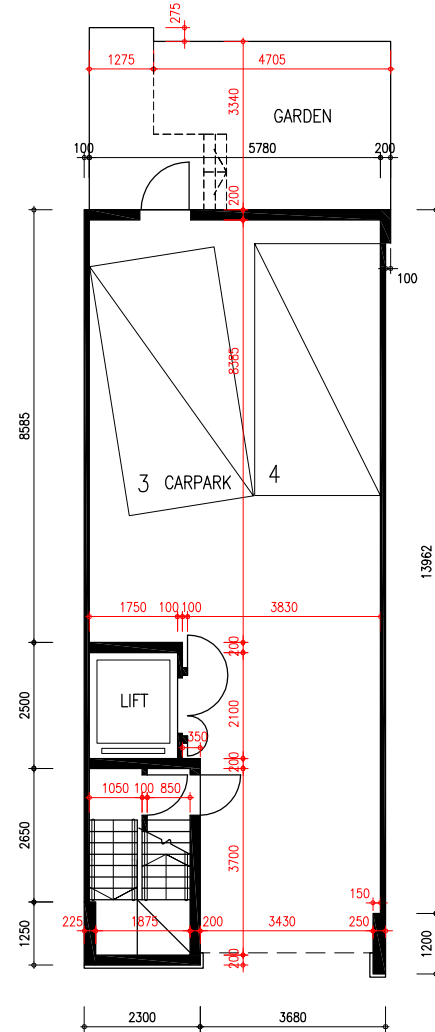
Note 備註:

- Please refer to page 16 of this sales brochure for legend of the terms and abbreviations shown on the floor plans above.
以上平面圖所示之名稱及簡稱請參閱售樓說明書第16頁。

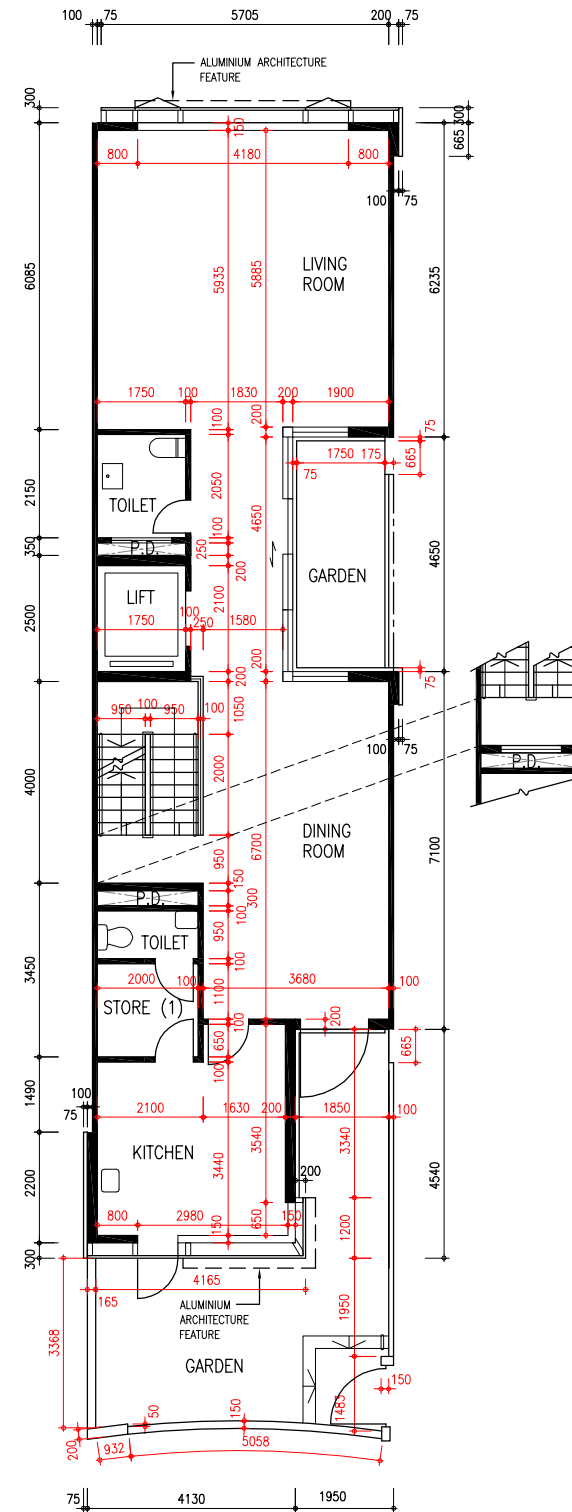
11 | FLOOR PLANS OF RESIDENTIAL PROPERTIES IN THE DEVELOPMENT

發展項目的住宅物業的樓面平面圖

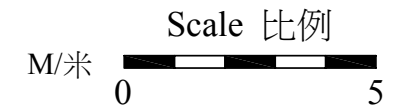
HOUSE 2 2 號洋房



BASEMENT FLOOR PLAN
地庫平面圖



GROUND FLOOR PLAN
地下平面圖



The internal areas of the residential properties on the upper floors will generally be slightly larger than those on the lower floors because of the reducing thickness of the structural walls on the upper floors. 因住宅物業的較高樓層的結構牆的厚度遞減，較高樓層的內部面積，一般比較低樓層的內部面積稍大。

Note 備註:

- Please refer to page 16 of this sales brochure for legend of the terms and abbreviations shown on the floor plans above. 以上平面圖所示之名稱及簡稱請參閱售樓說明書第16頁。

Floor 樓層	Thickness of Floor Slabs (Excluding Plaster) of House 2 (mm) 2 號洋房的樓板 (不包括灰泥) 的厚度 (毫米)	Floor-to-Floor Height of House 2 (m) 2 號洋房層與層之間的高度 (米)
Basement 地庫	170, 200	4.95
G/F 地下	125, 175, 200, 250	4.5
1/F 一樓	125, 150, 175, 200	3.5
2/F 二樓	150, 175, 200, 250	3.5
Roof 天台	150	2.65
Upper Roof 上層天台	N/A 不適用	N/A 不適用

11 FLOOR PLANS OF RESIDENTIAL PROPERTIES IN THE DEVELOPMENT

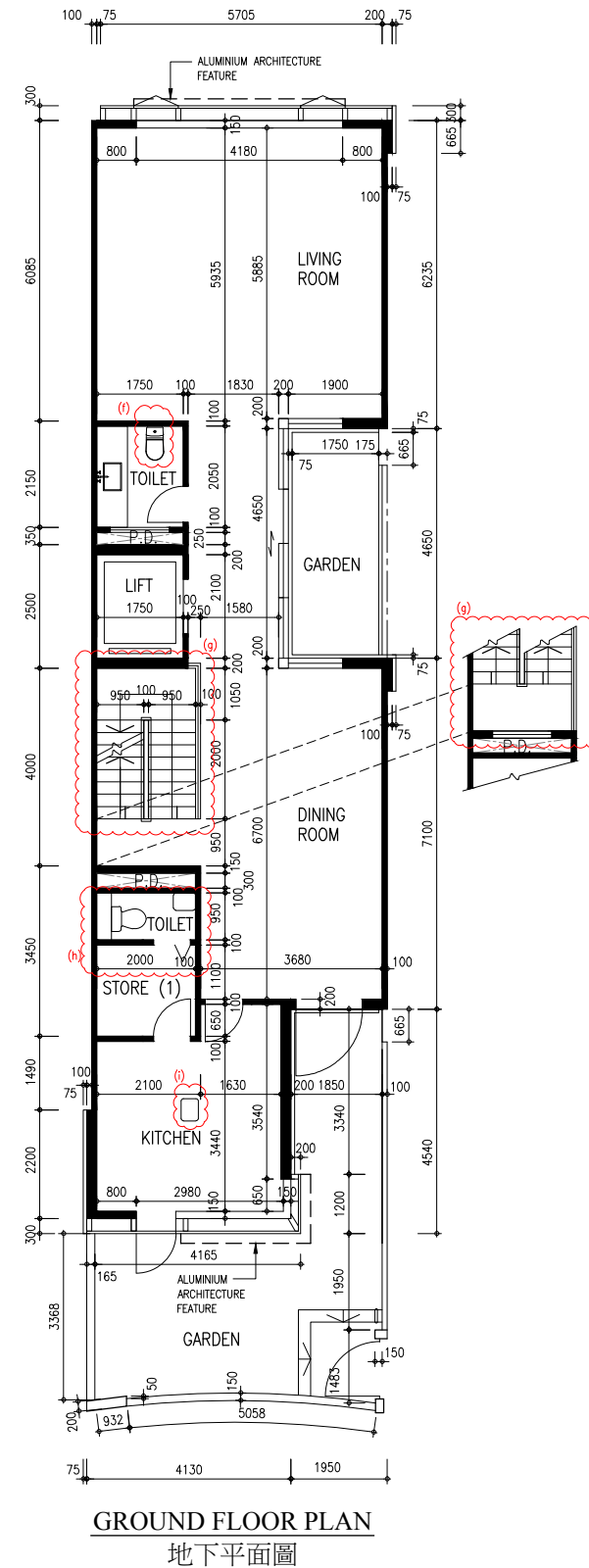
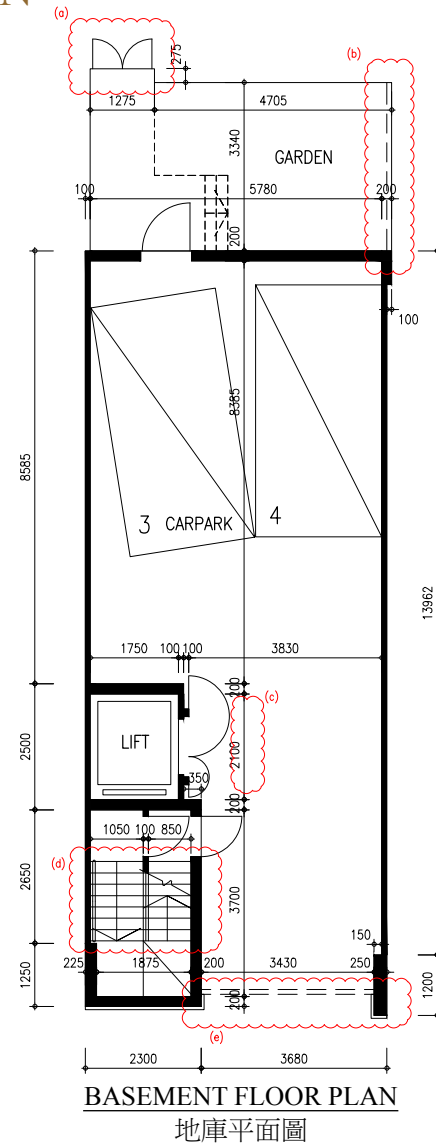
發展項目的住宅物業的樓面平面圖

LATEST FLOOR PLAN

現狀樓面平面圖

HOUSE 2

2號洋房

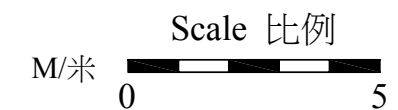


House 2 has been altered by way of exempted works under the Buildings Ordinance after completion of the Development. The approximate locations of the alterations are indicated on the latest floor plans and the details of the alterations are set out below (the below numberings refer to the marked alterations on the plan):

- Erection of new gate
- Erection of new fence
- Removal of railing
- Removal of balustrade and erection of new glass balustrade
- Installation of new roller shutter
- Relocation of water closet
- Removal of balustrade and erection of new glass balustrade
- Relocation of water closet and erection of new folding door
- Relocation of sink

2號洋房在發展項目落成後進行獲《建築物條例》豁免的工程。該等改動的位置於現狀樓面平面圖中標出。該等改動列出如下(下文編號對應圖中改動編號):

- 豎立新閘
- 豎立新欄杆
- 移除欄杆
- 移除欄杆，豎立新玻璃欄杆
- 安裝新卷閘
- 改動坐廁位置
- 移除欄杆，豎立新玻璃欄杆
- 改動坐廁位置及豎立新趟摺門
- 改動洗滌盤位置



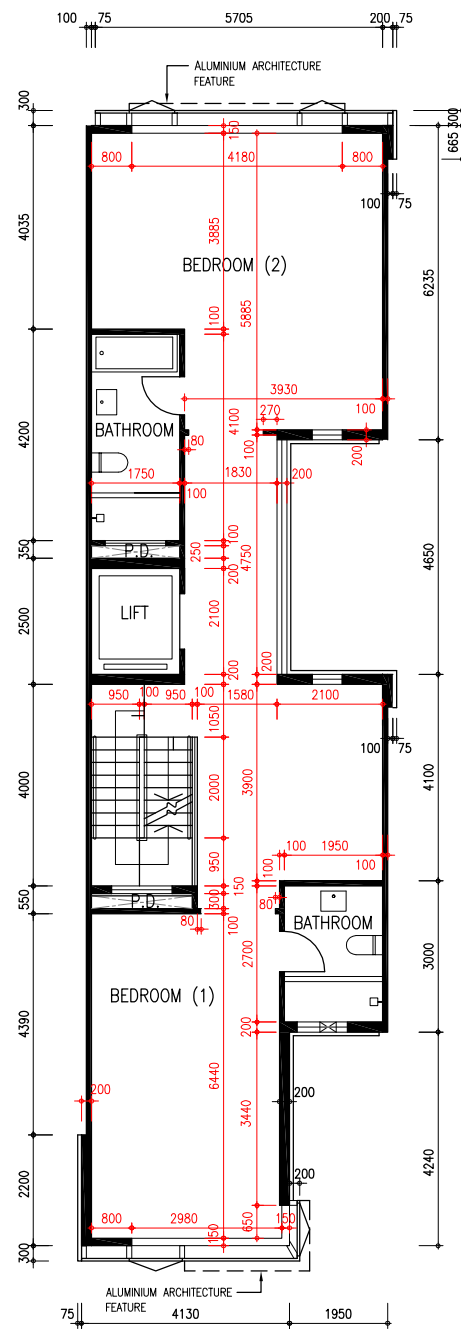
Note 備註:

- Please refer to page 16 of this sales brochure for legend of the terms and abbreviations shown on the floor plans above. 以上平面圖所示之名稱及簡稱請參閱售樓說明書第16頁。

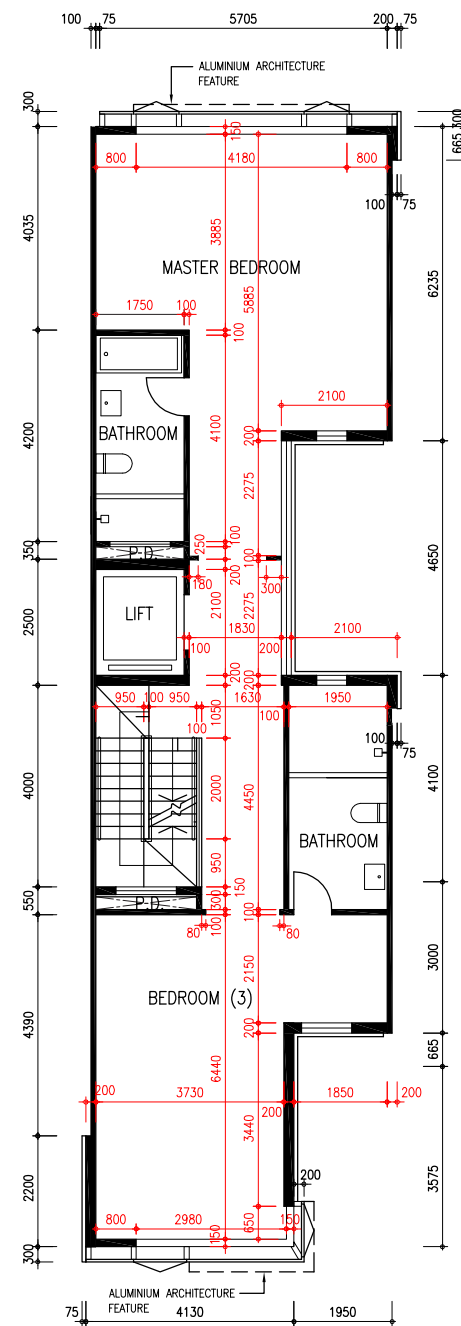
11 | FLOOR PLANS OF RESIDENTIAL PROPERTIES IN THE DEVELOPMENT

發展項目的住宅物業的樓面平面圖

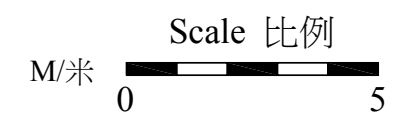
HOUSE 2 2 號洋房



FIRST FLOOR PLAN
一樓平面圖



SECOND FLOOR PLAN
二樓平面圖



Note 備註:

- Please refer to page 16 of this sales brochure for legend of the terms and abbreviations shown on the floor plans above.
以上平面圖所示之名稱及簡稱請參閱售樓說明書第16頁。

11 FLOOR PLANS OF RESIDENTIAL PROPERTIES IN THE DEVELOPMENT

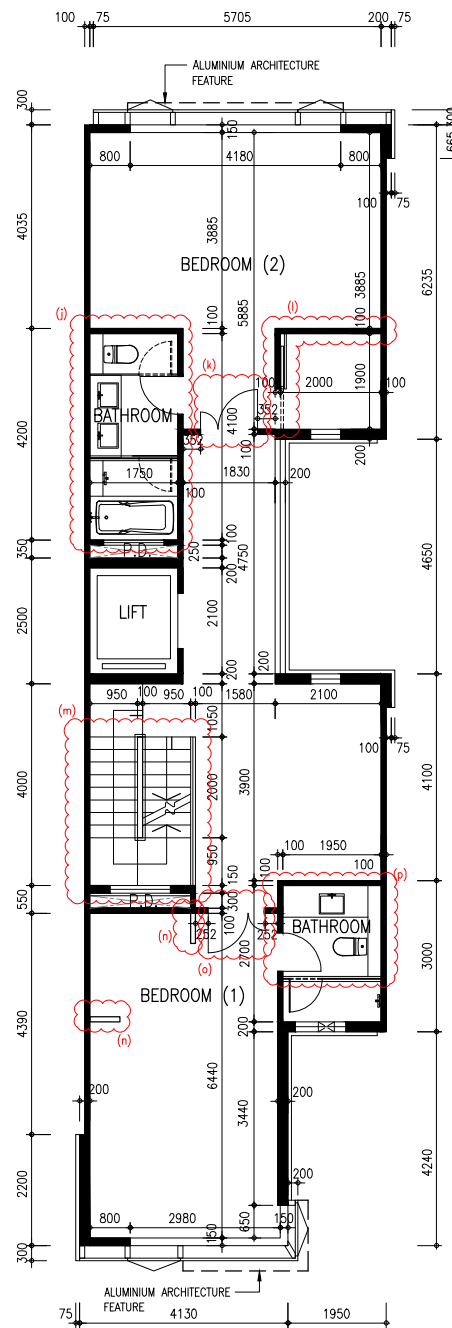
發展項目的住宅物業的樓面平面圖

LATEST FLOOR PLAN

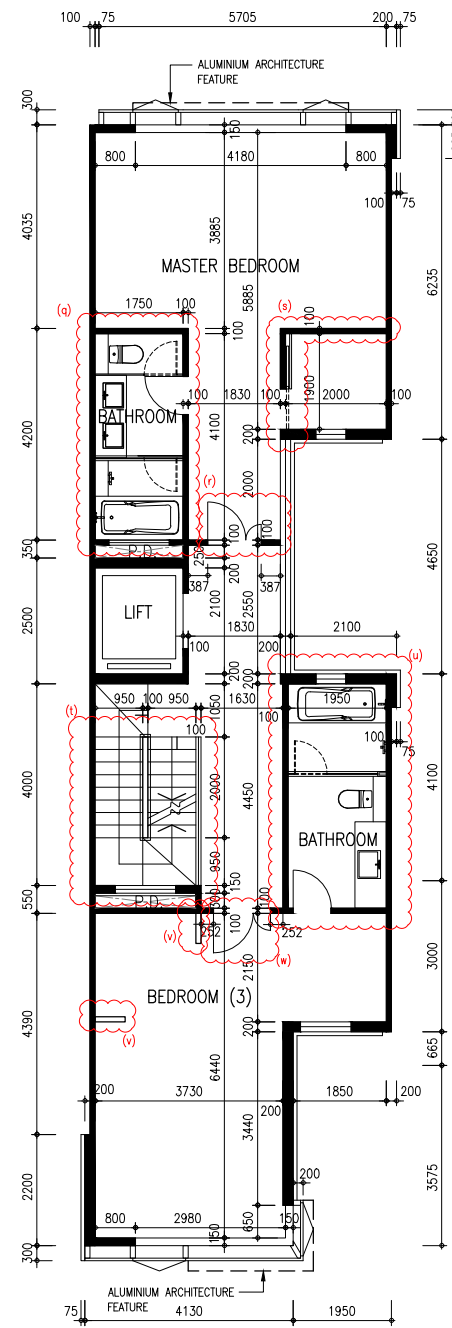
現狀樓面平面圖

HOUSE 2

2號洋房



FIRST FLOOR PLAN
一樓平面圖



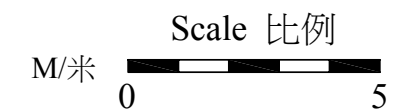
SECOND FLOOR PLAN
二樓平面圖

House 2 has been altered by way of exempted works under the Buildings Ordinance after completion of the Development. The approximate locations of the alterations are indicated on the latest floor plans and the details of the alterations are set out below (the below numberings refer to the marked alterations on the plan):

- j. Erection of new basin and relocation of closet, bathtub and shower
- k. Erection of new door
- l. Erection of new non-structural partition and sliding door
- m. Removal of balustrade and erection of new glass balustrade
- n. Erection of closet partition
- o. Erection of new door
- p. Relocation of water closet and basin
- q. Erection of new basin and relocation of closet, bathtub and shower
- r. Erection of new door
- s. Erection of new non-structural partition and sliding door
- t. Removal of balustrade and erection of new glass balustrade
- u. Erection of new bathtub
- v. Erection of closet partition
- w. Erection of new door

2號洋房在發展項目落成後進行獲《建築物條例》豁免的工程。該等改動的位置於現狀樓面平面圖中標出。該等改動列出如下(下文編號對應圖中改動編號):

- j. 安裝新面盆，改動坐廁、浴缸及淋浴位置
- k. 豎立新門
- l. 豎立非結構分隔牆和新趟門
- m. 移除欄杆，豎立新玻璃欄杆
- n. 豎立新衣櫃側板
- o. 豎立新門
- p. 改動坐廁及面盆位置
- q. 安裝新面盆，改動坐廁、浴缸及淋浴位置
- r. 豎立新門
- s. 豎立非結構分隔牆和新趟門
- t. 移除欄杆，豎立新玻璃欄杆
- u. 安裝新浴缸
- v. 豎立新衣櫃側板
- w. 豎立新門



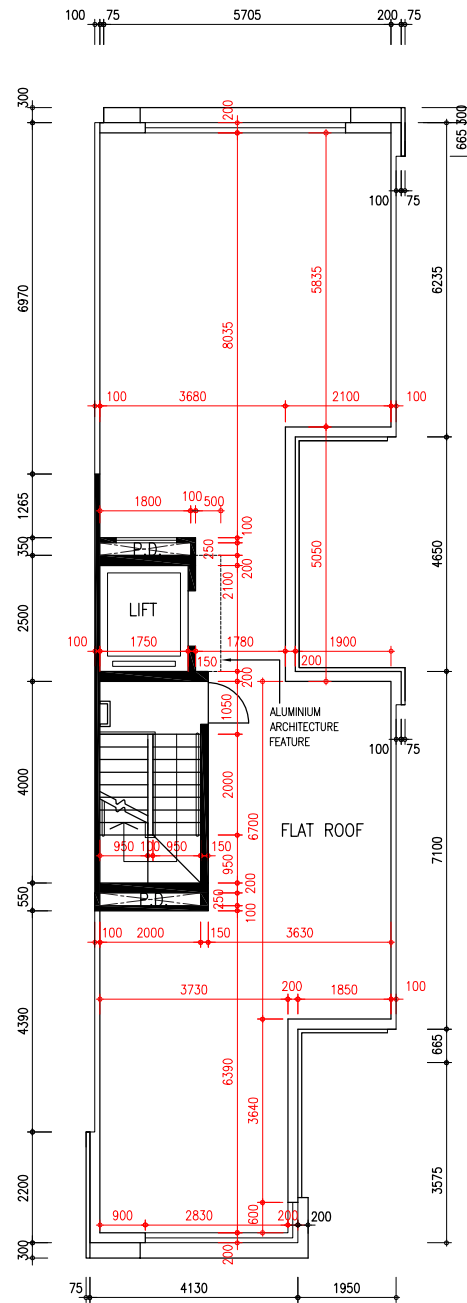
Note 備註:

- Please refer to page 16 of this sales brochure for legend of the terms and abbreviations shown on the floor plans above.
以上平面圖所示之名稱及簡稱請參閱售樓說明書第16頁。

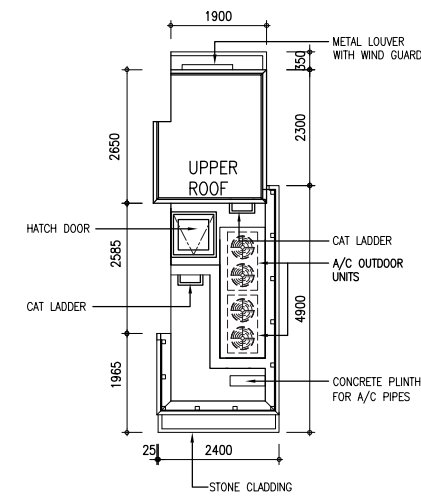
11 | FLOOR PLANS OF RESIDENTIAL PROPERTIES IN THE DEVELOPMENT

發展項目的住宅物業的樓面平面圖

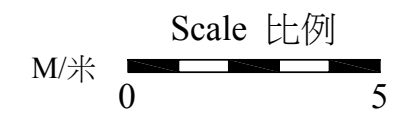
HOUSE 2 2 號洋房



ROOF FLOOR PLAN
天台平面圖



UPPER ROOF FLOOR PLAN
上層天台平面圖



Note 備註:

- Please refer to page 16 of this sales brochure for legend of the terms and abbreviations shown on the floor plans above.
以上平面圖所示之名稱及簡稱請參閱售樓說明書第16頁。

11 | FLOOR PLANS OF RESIDENTIAL PROPERTIES IN THE DEVELOPMENT

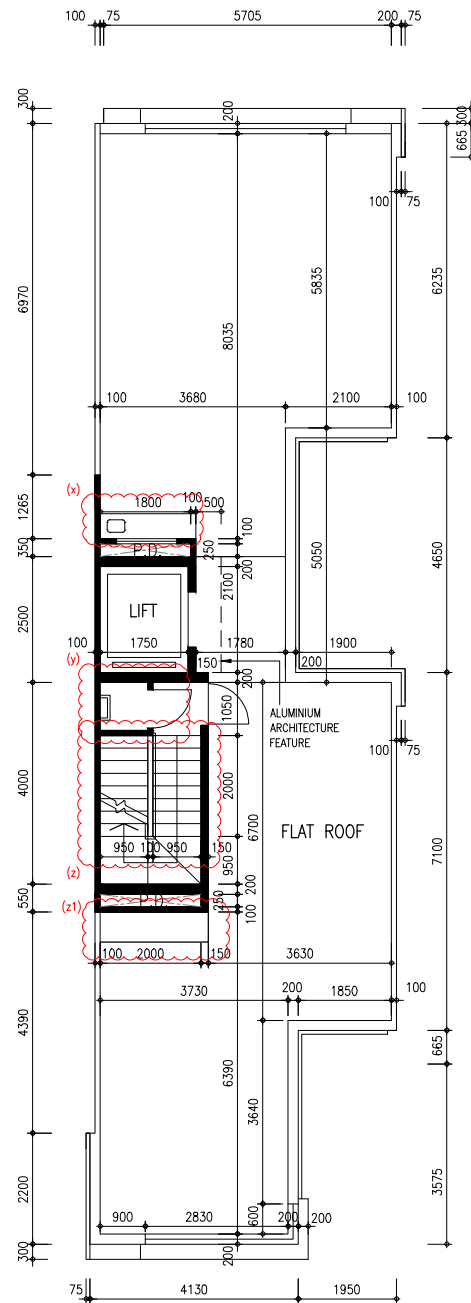
發展項目的住宅物業的樓面平面圖

LATEST FLOOR PLAN

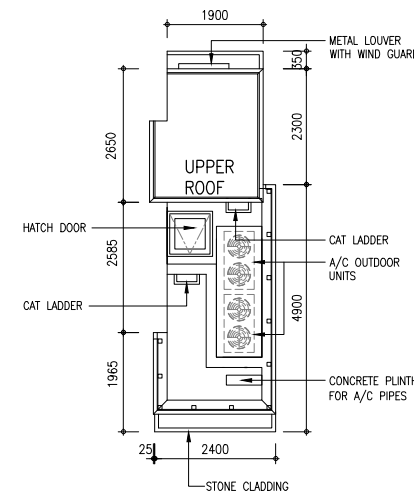
現狀樓面平面圖

HOUSE 2

2 號洋房



ROOF FLOOR PLAN
天台平面圖



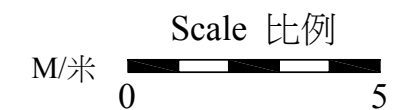
UPPER ROOF FLOOR PLAN
上層天台平面圖

House 2 has been altered by way of exempted works under the Buildings Ordinance after completion of the Development. The approximate locations of the alterations are indicated on the latest floor plans and the details of the alterations are set out below (the below numberings refer to the marked alterations on the plan):

- x. Erection of new sink
- y. Erection of new door
- z. Removal of balustrade and erection of new glass balustrade
- z1. Addition of new low cabinet

2 號洋房在發展項目落成後進行獲《建築物條例》豁免的工程。該等改動的位置於現狀樓面平面圖中標出。該等改動列出如下(下文編號對應圖中改動編號):

- x. 安裝新洗滌盤
- y. 豎立新門
- z. 移除欄杆，豎立新玻璃欄杆
- z1. 加建新地櫃



Note 備註:

- Please refer to page 16 of this sales brochure for legend of the terms and abbreviations shown on the floor plans above.
以上平面圖所示之名稱及簡稱請參閱售樓說明書第16頁。

11 | FLOOR PLANS OF RESIDENTIAL PROPERTIES IN THE DEVELOPMENT

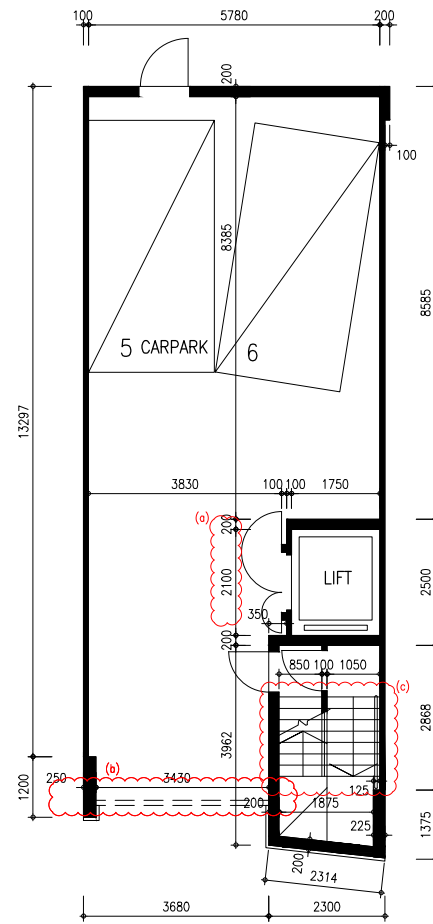
發展項目的住宅物業的樓面平面圖

LATEST FLOOR PLAN

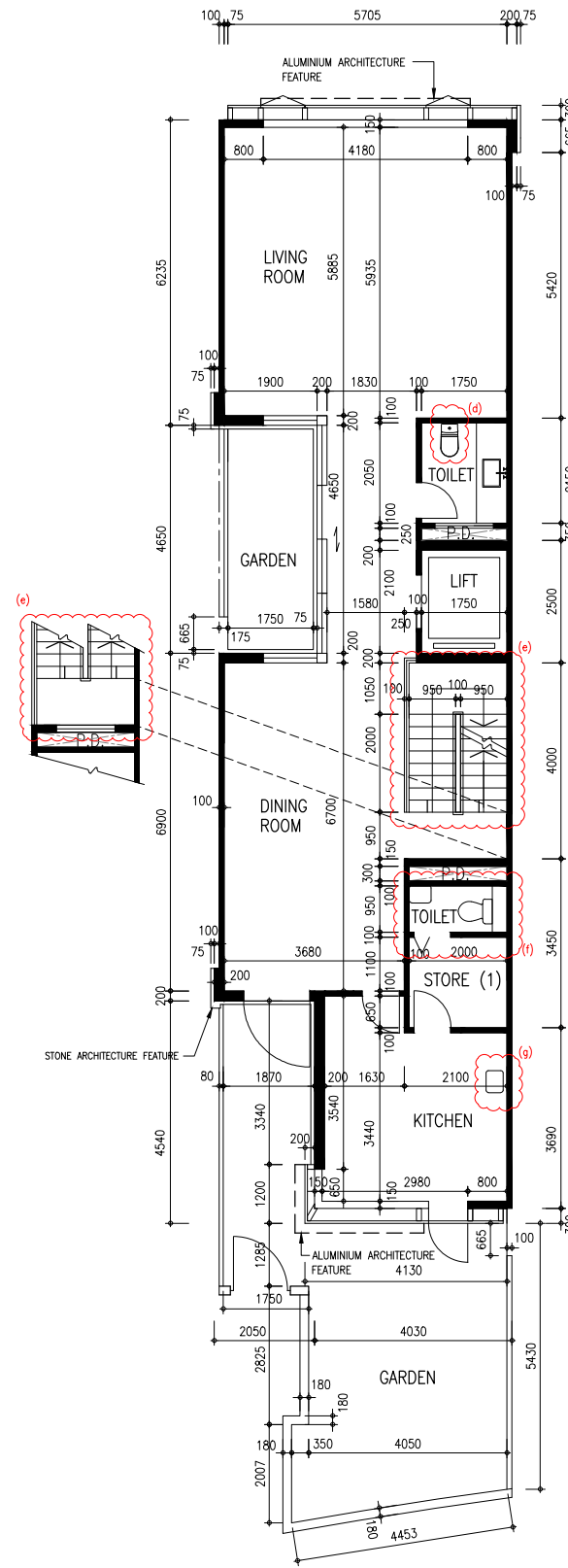
現狀樓面平面圖

HOUSE 3

3 號洋房



BASEMENT FLOOR PLAN
地庫平面圖



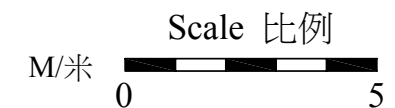
GROUND FLOOR PLAN
地下平面圖

House 3 has been altered by way of exempted works under the Buildings Ordinance after completion of the Development. The approximate locations of the alterations are indicated on the latest floor plans and the details of the alterations are set out below (the below numberings refer to the marked alterations on the plan):

- a. Removal of railing
- b. Installation of new roller shutter
- c. Removal of balustrade and erection of new glass balustrade
- d. Relocation of water closet
- e. Removal of balustrade and erection of new glass balustrade
- f. Relocation of water closet and erection of new folding door
- g. Relocation of sink

3 號洋房在發展項目落成後進行獲《建築物條例》豁免的工程。該等改動的位置於現狀樓面平面圖中標出。該等改動列出如下(下文編號對應圖中改動編號):

- a. 移除欄杆
- b. 安裝新捲閘
- c. 移除欄杆，豎立新玻璃欄杆
- d. 改動坐廁位置
- e. 移除欄杆，豎立新玻璃欄杆
- f. 改動坐廁位置及豎立新趟摺門
- g. 改動洗滌盤位置



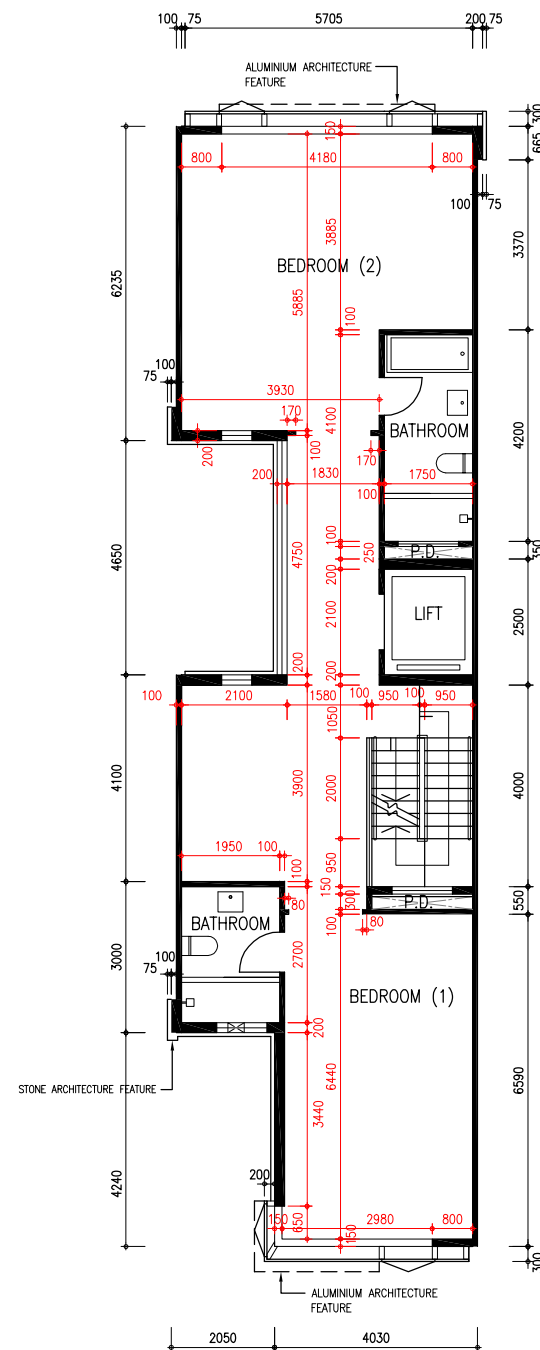
Note 備註:

- Please refer to page 16 of this sales brochure for legend of the terms and abbreviations shown on the floor plans above.
以上平面圖所示之名稱及簡稱請參閱售樓說明書第16頁。

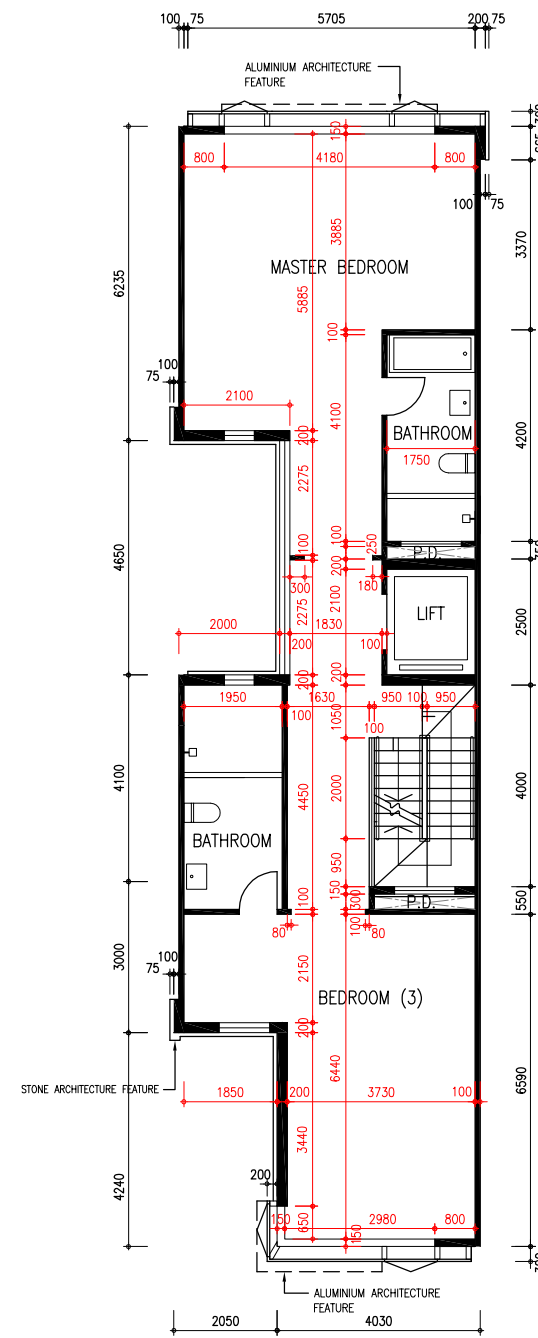
11 | FLOOR PLANS OF RESIDENTIAL PROPERTIES IN THE DEVELOPMENT

發展項目的住宅物業的樓面平面圖

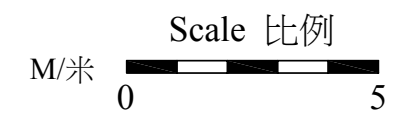
HOUSE 3 3 號洋房



FIRST FLOOR PLAN
一樓平面圖



SECOND FLOOR PLAN
二樓平面圖



Note 備註:

- Please refer to page 16 of this sales brochure for legend of the terms and abbreviations shown on the floor plans above.
以上平面圖所示之名稱及簡稱請參閱售樓說明書第16頁。

11 FLOOR PLANS OF RESIDENTIAL PROPERTIES IN THE DEVELOPMENT

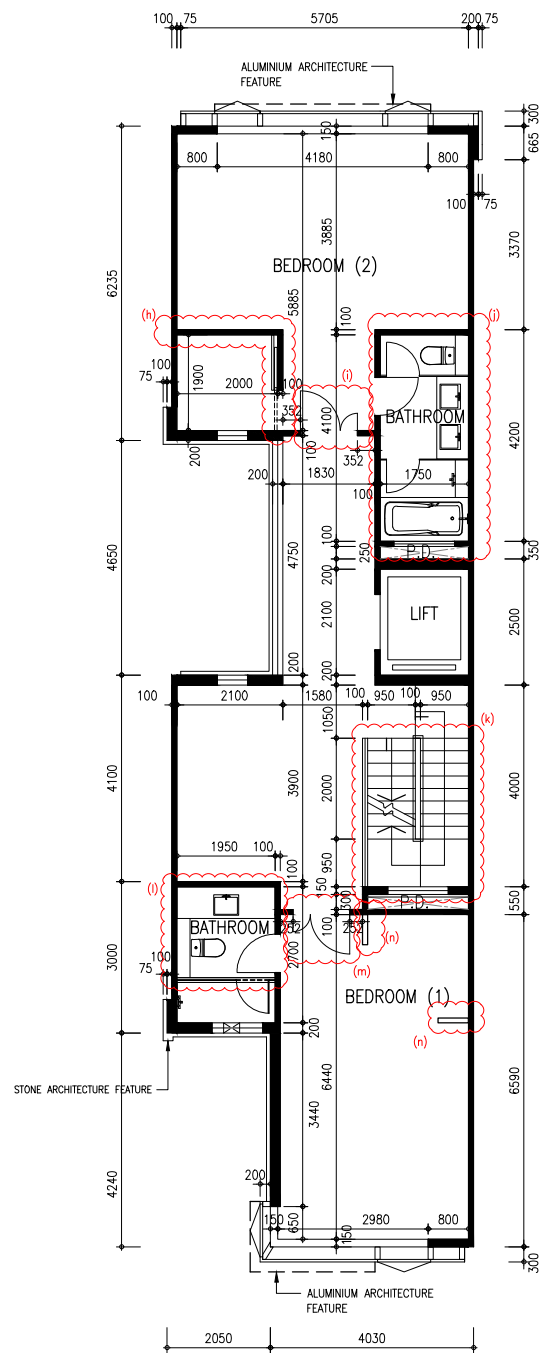
發展項目的住宅物業的樓面平面圖

LATEST FLOOR PLAN

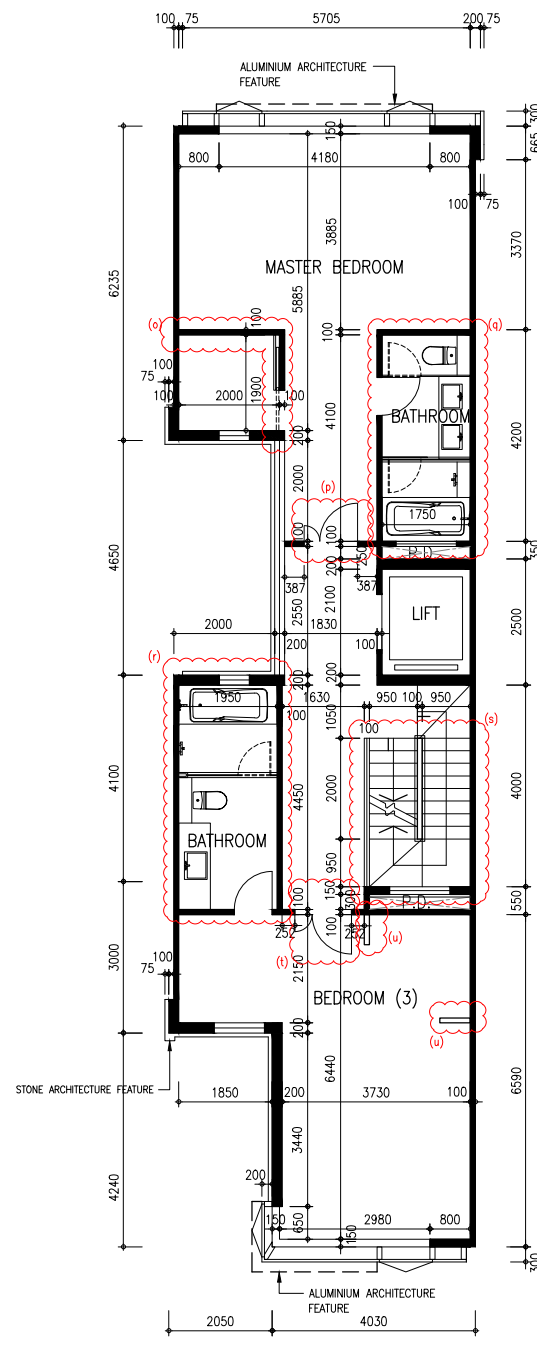
現狀樓面平面圖

HOUSE 3

3號洋房



FIRST FLOOR PLAN
一樓平面圖



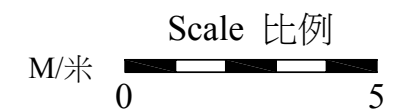
SECOND FLOOR PLAN
二樓平面圖

House 3 has been altered by way of exempted works under the Buildings Ordinance after completion of the Development. The approximate locations of the alterations are indicated on the latest floor plans and the details of the alterations are set out below (the below numberings refer to the marked alterations on the plan):

- h. Erection of new non-structural partition and sliding door
- i. Erection of new door
- j. Erection of new basin and relocation of closet, bathtub and shower
- k. Removal of balustrade and erection of new glass balustrade
- l. Relocation of water closet and basin
- m. Erection of new door
- n. Erection of closet partition
- o. Erection of new non-structural partition and sliding door
- p. Erection of new door
- q. Erection of new basin and relocation of closet, bathtub and shower
- r. Erection of new basin and relocation of closet, bathtub and shower
- s. Removal of balustrade and erection of new glass balustrade
- t. Erection of new door
- u. Erection of closet partition

3號洋房在發展項目落成後進行獲《建築物條例》豁免的工程。該等改動的位置於現狀樓面平面圖中標出。該等改動列出如下(下文編號對應圖中改動編號):

- h. 豎立非結構分隔牆和新趟門
- i. 豎立新門
- j. 安裝新面盆，改動坐廁、浴缸及淋浴位置
- k. 移除欄杆，豎立新玻璃欄杆
- l. 改動坐廁及面盆位置
- m. 豎立新門
- n. 豎立新衣櫃側板
- o. 豎立非結構分隔牆和新趟門
- p. 豎立新門
- q. 安裝新面盆，改動坐廁、浴缸及淋浴位置
- r. 安裝新面盆，改動坐廁、浴缸及淋浴位置
- s. 移除欄杆，豎立新玻璃欄杆
- t. 豎立新門
- u. 豎立新衣櫃側板



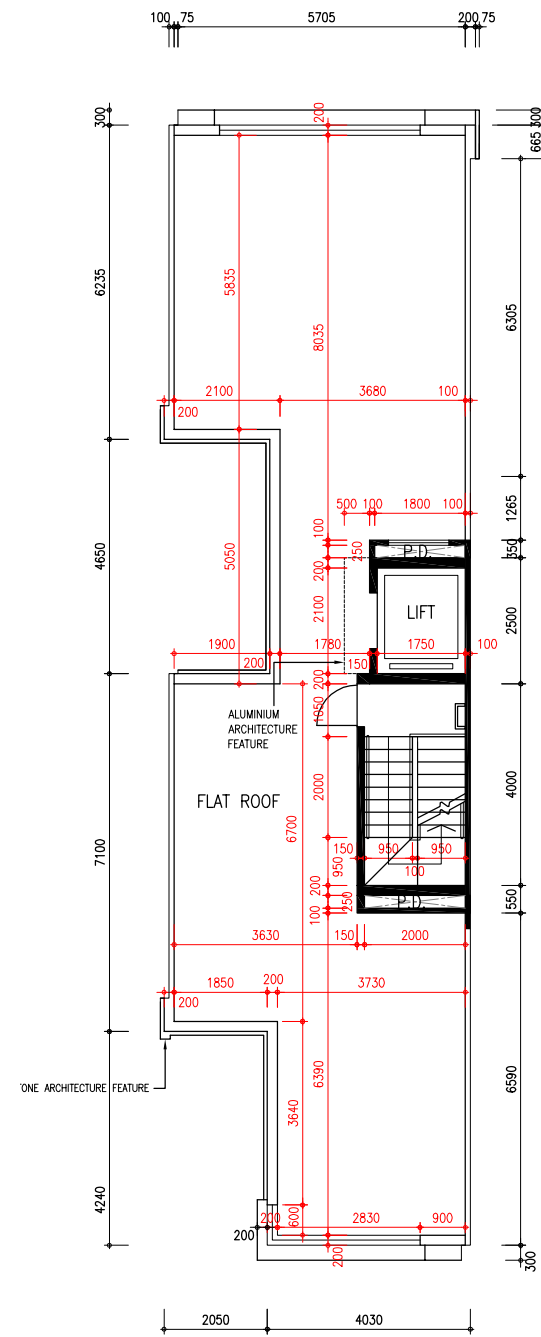
Note 備註:

- Please refer to page 16 of this sales brochure for legend of the terms and abbreviations shown on the floor plans above.
以上平面圖所示之名稱及簡稱請參閱售樓說明書第16頁。

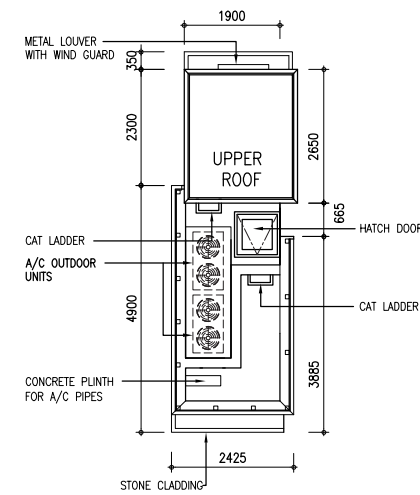
11 | FLOOR PLANS OF RESIDENTIAL PROPERTIES IN THE DEVELOPMENT

發展項目的住宅物業的樓面平面圖

HOUSE 3 3 號洋房



ROOF FLOOR PLAN
天台平面圖



UPPER ROOF FLOOR PLAN
上層天台平面圖



Note 備註:

- Please refer to page 16 of this sales brochure for legend of the terms and abbreviations shown on the floor plans above.
以上平面圖所示之名稱及簡稱請參閱售樓說明書第16頁。

11 | FLOOR PLANS OF RESIDENTIAL PROPERTIES IN THE DEVELOPMENT

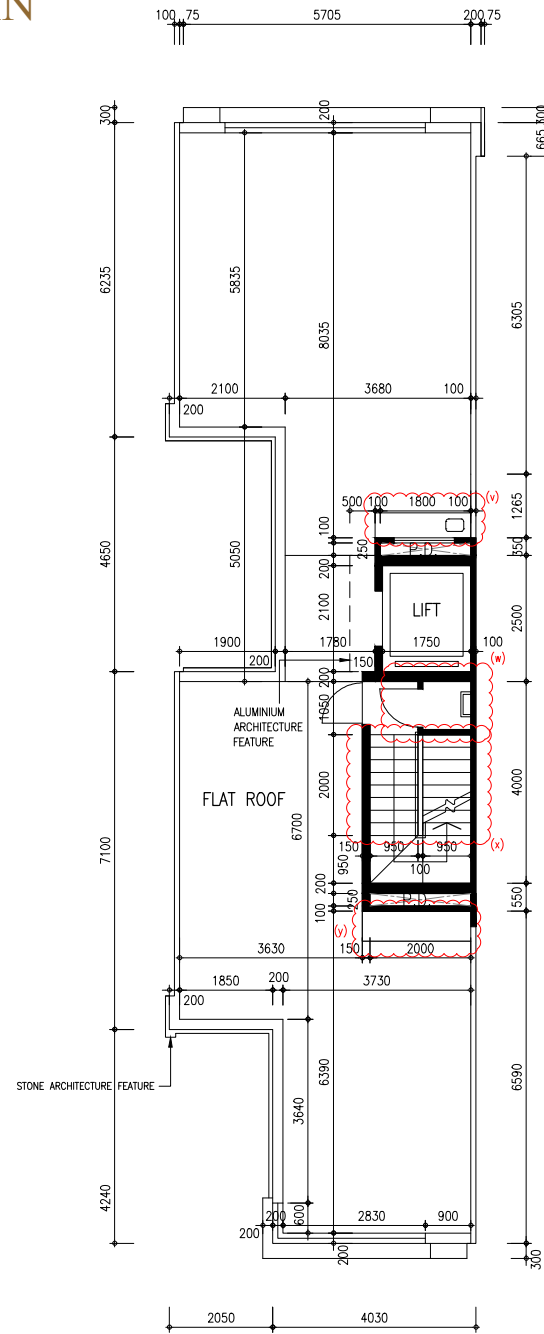
發展項目的住宅物業的樓面平面圖

LATEST FLOOR PLAN

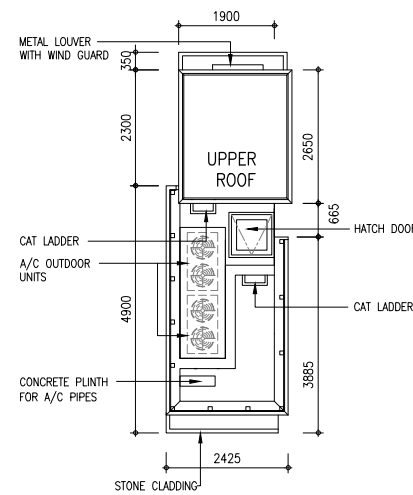
現狀樓面平面圖

HOUSE 3

3號洋房



ROOF FLOOR PLAN
天台平面圖



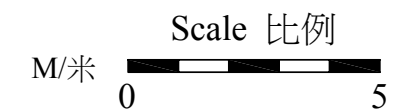
UPPER ROOF FLOOR PLAN
上層天台平面圖

House 3 has been altered by way of exempted works under the Buildings Ordinance after completion of the Development. The approximate locations of the alterations are indicated on the latest floor plans and the details of the alterations are set out below (the below numberings refer to the marked alterations on the plan):

- v. Erection of new sink
- w. Erection of new door
- x. Removal of balustrade and erection of new glass balustrade
- y. Addition of new low cabinet

3號洋房在發展項目落成後進行獲《建築物條例》豁免的工程。該等改動的位置於現狀樓面平面圖中標出。該等改動列出如下(下文編號對應圖中改動編號):

- v. 安裝新洗滌盤
- w. 豎立新門
- x. 移除欄杆，豎立新玻璃欄杆
- y. 加建新地櫃



Note 備註:

- Please refer to page 16 of this sales brochure for legend of the terms and abbreviations shown on the floor plans above.
以上平面圖所示之名稱及簡稱請參閱售樓說明書第16頁。

11 FLOOR PLANS OF RESIDENTIAL PROPERTIES IN THE DEVELOPMENT

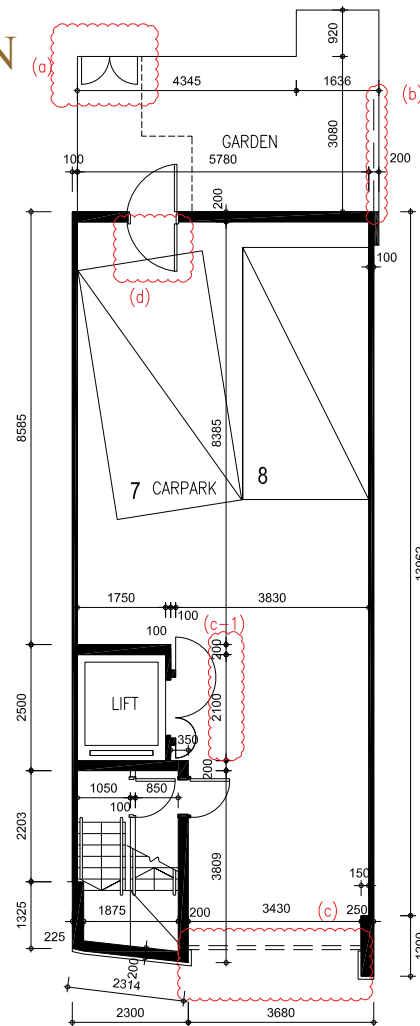
發展項目的住宅物業的樓面平面圖

LATEST FLOOR PLAN

現狀樓面平面圖

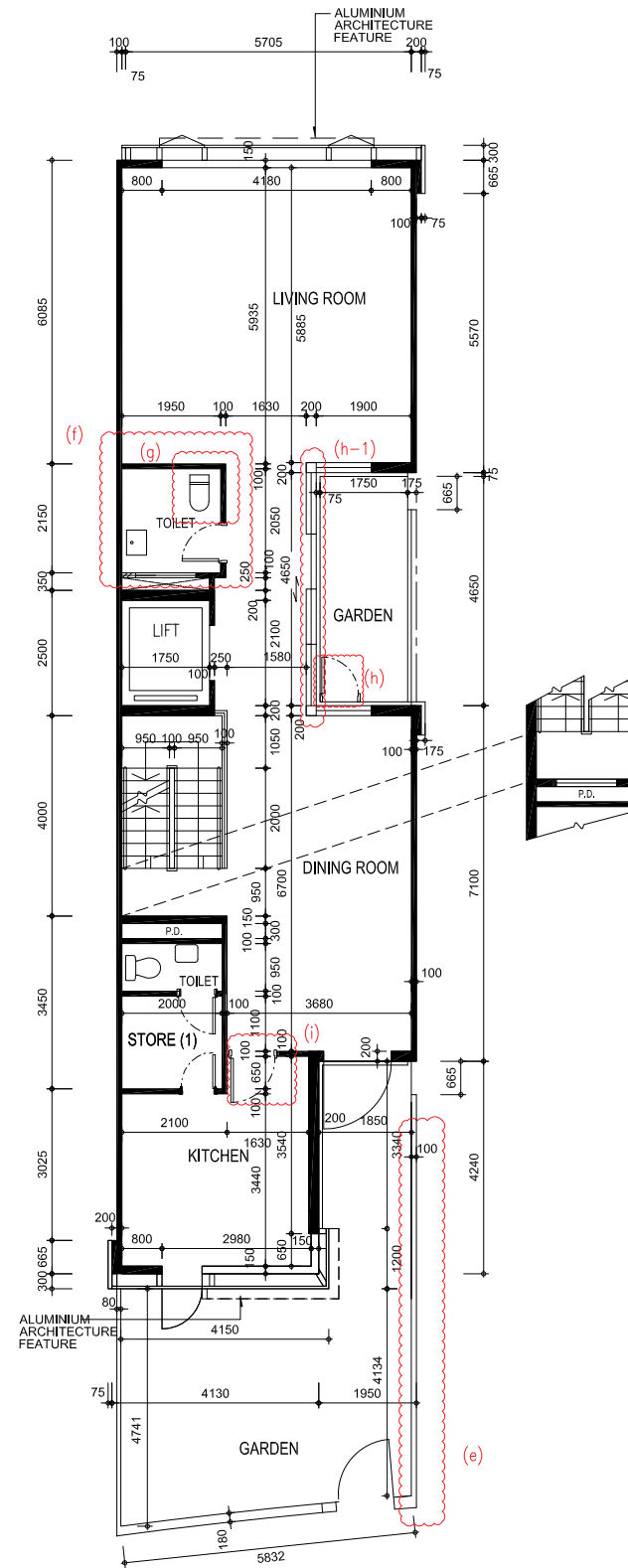
HOUSE 5

5號洋房



BASEMENT FLOOR PLAN

地庫平面圖



GROUND FLOOR PLAN

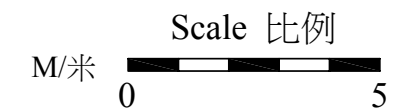
地下平面圖

House 5 has been altered by way of exempted works under the Buildings Ordinance after completion of the Development. The approximate locations of the alterations are indicated on the latest floor plans and the details of the alterations are set out below (the below numberings refer to the marked alterations on the plan):

- a. Erection of new gate
- b. Erection of new fence
- c. Installation of new roller shutter
- c-1. Remove of steel fence
- d. Erection of new door
- e. Erection of new fence
- f. Erection of new non-structural partition and new door
- g. Relocation of closet
- h. Erection of new glass door
- h-1. Demolish of existing door
- i. Demolish of existing door

5號洋房在發展項目落成後進行獲《建築物條例》豁免的工程。該等改動的位置於現狀樓面平面圖中標出。該等改動列出如下(下文編號對應圖中改動編號):

- a. 豎立新閘
- b. 豎立新欄杆
- c. 安裝新捲閘
- c-1. 移除欄杆
- d. 豎立新門
- e. 豎立新欄杆
- f. 豎立非結構分隔牆和新門
- g. 改動坐廁位置
- h. 豎立新玻璃門
- h-1. 移除門
- i. 移除門



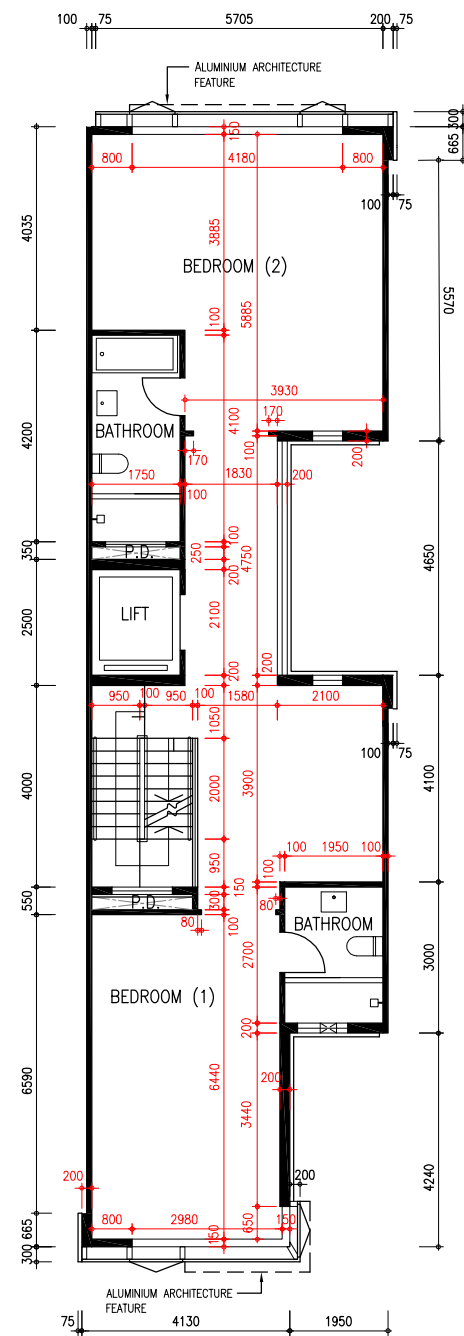
Note 備註:

- Please refer to page 16 of this sales brochure for legend of the terms and abbreviations shown on the floor plans above.
以上平面圖所示之名稱及簡稱請參閱售樓說明書第16頁。

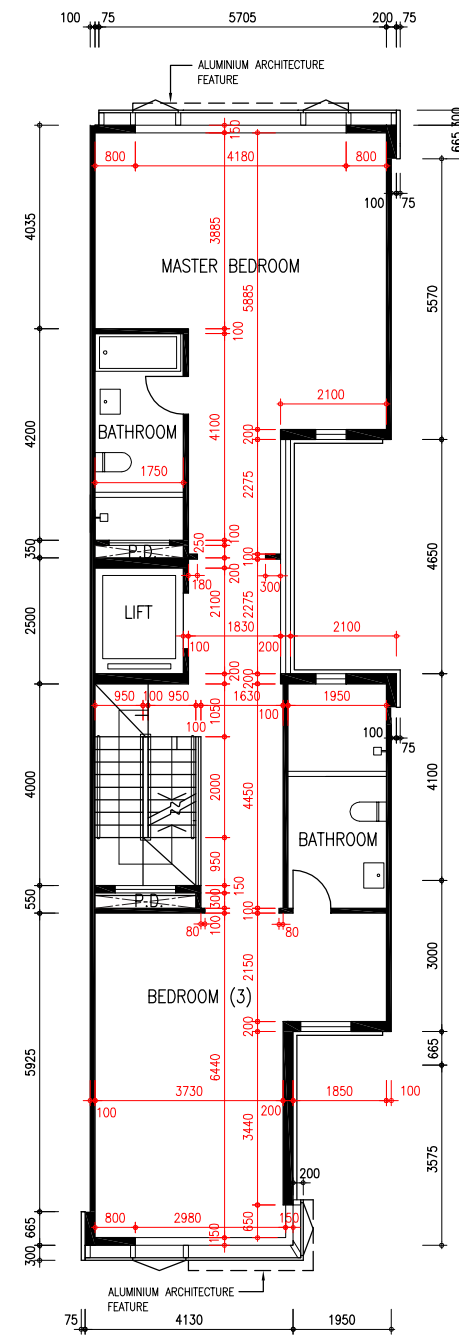
11 | FLOOR PLANS OF RESIDENTIAL PROPERTIES IN THE DEVELOPMENT

發展項目的住宅物業的樓面平面圖

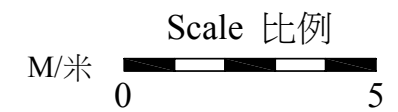
HOUSE 5 5 號洋房



FIRST FLOOR PLAN
一樓平面圖



SECOND FLOOR PLAN
二樓平面圖



Note 備註:

- Please refer to page 16 of this sales brochure for legend of the terms and abbreviations shown on the floor plans above.
以上平面圖所示之名稱及簡稱請參閱售樓說明書第16頁。

11 | FLOOR PLANS OF RESIDENTIAL PROPERTIES IN THE DEVELOPMENT

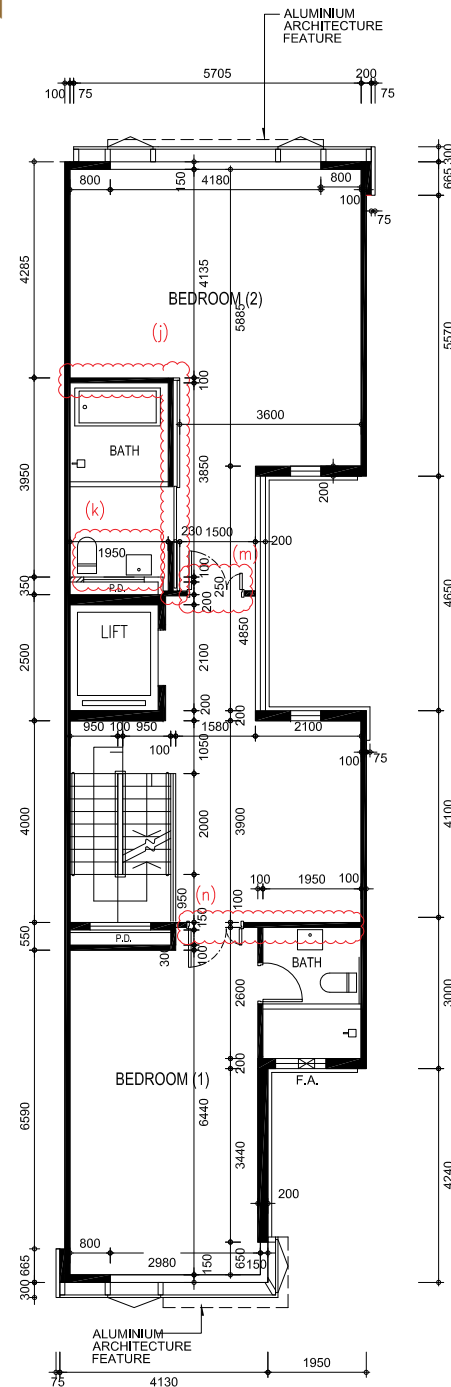
發展項目的住宅物業的樓面平面圖

LATEST FLOOR PLAN

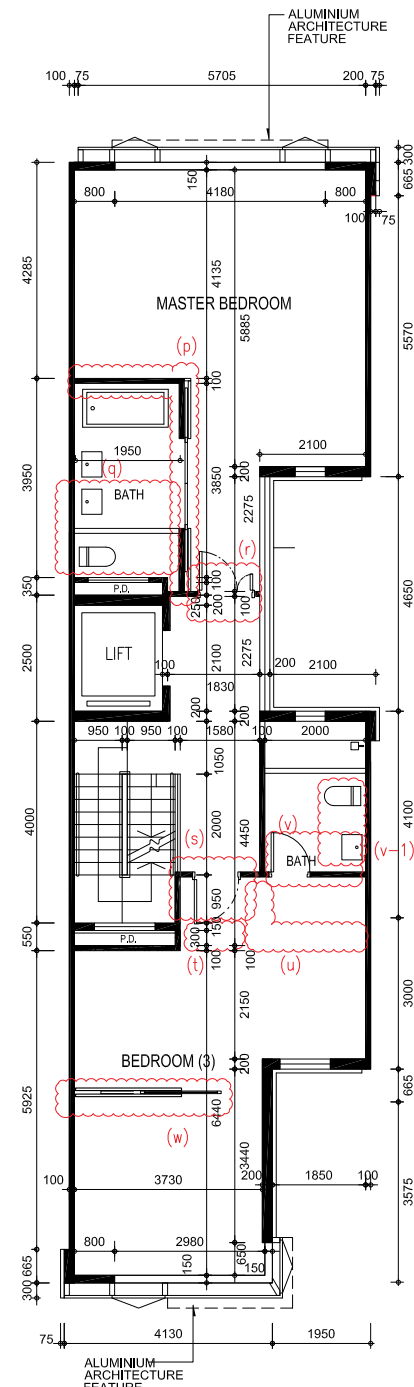
現狀樓面平面圖

HOUSE 5

5 號洋房



FIRST FLOOR PLAN
一樓平面圖



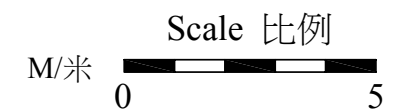
SECOND FLOOR PLAN
二樓平面圖

House 5 has been altered by way of exempted works under the Buildings Ordinance after completion of the Development. The approximate locations of the alterations are indicated on the latest floor plans and the details of the alterations are set out below (the below numberings refer to the marked alterations on the plan):

- j. Erection of new non-structural partition and new door
- k. Relocation of closet, basin and floor drain
- m. Erection of new door
- n. Erection of new door
- p. Erection of new non-structural partition and new door
- q. Relocation of closet, basin and floor drain
- r. Erection of new door
- s. Erection of new non-structural partition and new door
- t. Demolish of existing door and partition
- u. Demolish of existing door and partition
- v. Erection of new door
- v-1. Relocation of closet, basin and floor drain
- w. Erection of new non-structural partition

5 號洋房在發展項目落成後進行獲《建築物條例》豁免的工程。該等改動的位置於現狀樓面平面圖中標出。該等改動列出如下(下文編號對應圖中改動編號):

- j. 豎立新非結構分隔牆和新門
- k. 改動坐廁，面盆和排水口位置
- m. 豎立新門
- n. 豎立新門
- p. 豎立新非結構分隔牆和新門
- q. 改動坐廁，面盆和排水口位置
- r. 豎立新門
- s. 豎立新非結構分隔牆和新門
- t. 移除舊間隔牆和門
- u. 移除舊間隔牆和門
- v. 豎立新門
- v-1. 改動坐廁，面盆和排水口位置
- w. 豎立新非結構分隔牆和新門



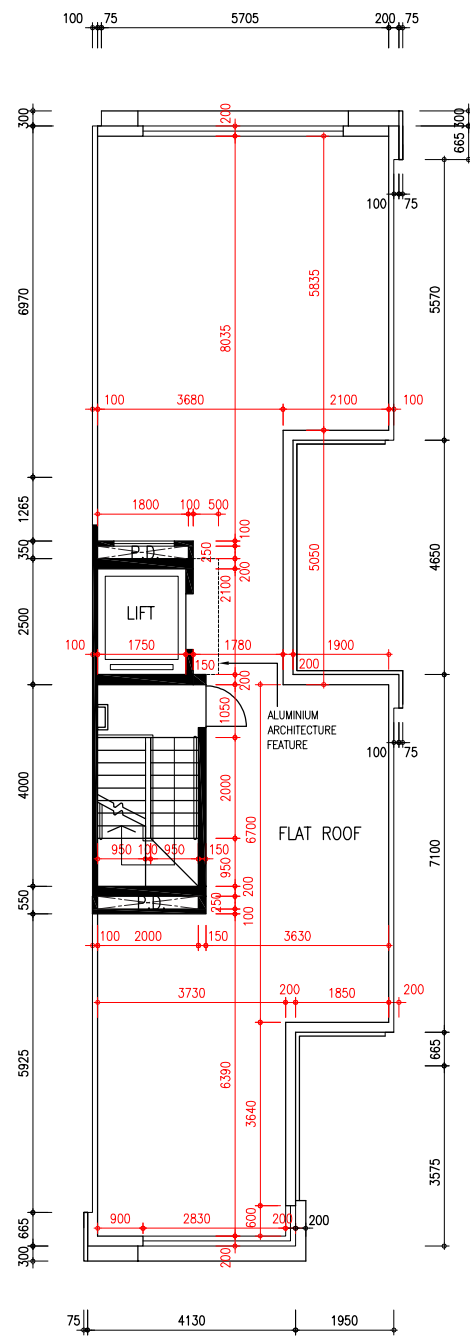
Note 備註:

- Please refer to page 16 of this sales brochure for legend of the terms and abbreviations shown on the floor plans above.
以上平面圖所示之名稱及簡稱請參閱售樓說明書第16頁。

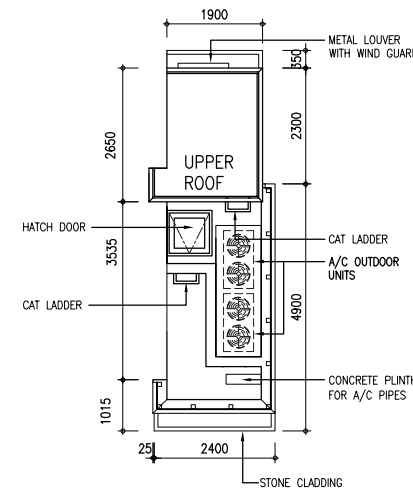
11 | FLOOR PLANS OF RESIDENTIAL PROPERTIES IN THE DEVELOPMENT

發展項目的住宅物業的樓面平面圖

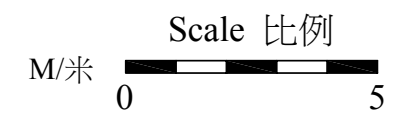
HOUSE 5 5 號洋房



ROOF FLOOR PLAN
天台平面圖



UPPER ROOF FLOOR PLAN
上層天台平面圖



Note 備註:

- Please refer to page 16 of this sales brochure for legend of the terms and abbreviations shown on the floor plans above.
以上平面圖所示之名稱及簡稱請參閱售樓說明書第16頁。

11 | FLOOR PLANS OF RESIDENTIAL PROPERTIES IN THE DEVELOPMENT

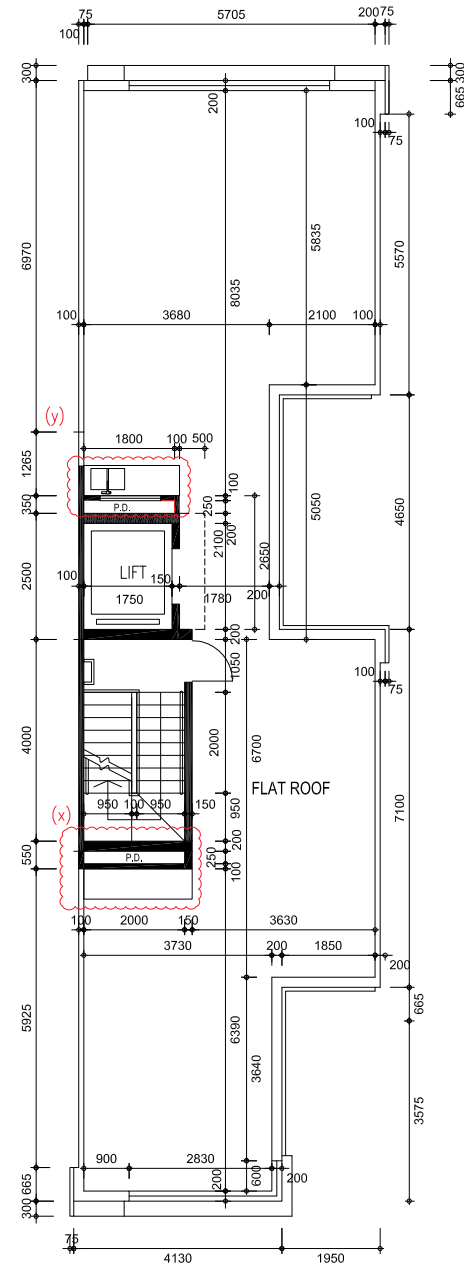
發展項目的住宅物業的樓面平面圖

LATEST FLOOR PLAN

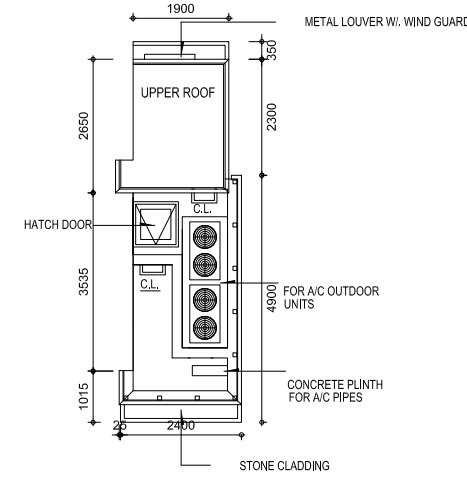
現狀樓面平面圖

HOUSE 5

5 號洋房



ROOF FLOOR PLAN
天台平面圖



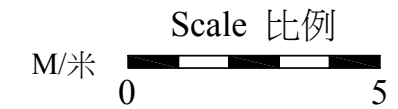
UPPER ROOF FLOOR PLAN
上層天台平面圖

House 5 has been altered by way of exempted works under the Buildings Ordinance after completion of the Development. The approximate locations of the alterations are indicated on the latest floor plans and the details of the alterations are set out below (the below numberings refer to the marked alterations on the plan):

- x. Addition of new low cabinet
- y. Addition of new low cabinet

5 號洋房在發展項目落成後進行獲《建築物條例》豁免的工程。該等改動的位置於現狀樓面平面圖中標出。該等改動列出如下(下文編號對應圖中改動編號):

- x. 加建新地櫃
- y. 加建新地櫃



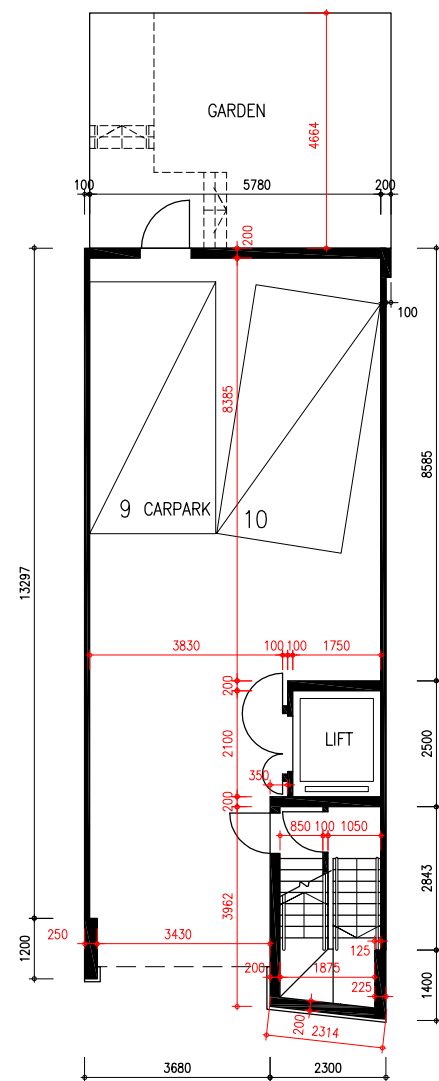
Note 備註:

- Please refer to page 16 of this sales brochure for legend of the terms and abbreviations shown on the floor plans above.
以上平面圖所示之名稱及簡稱請參閱售樓說明書第16頁。

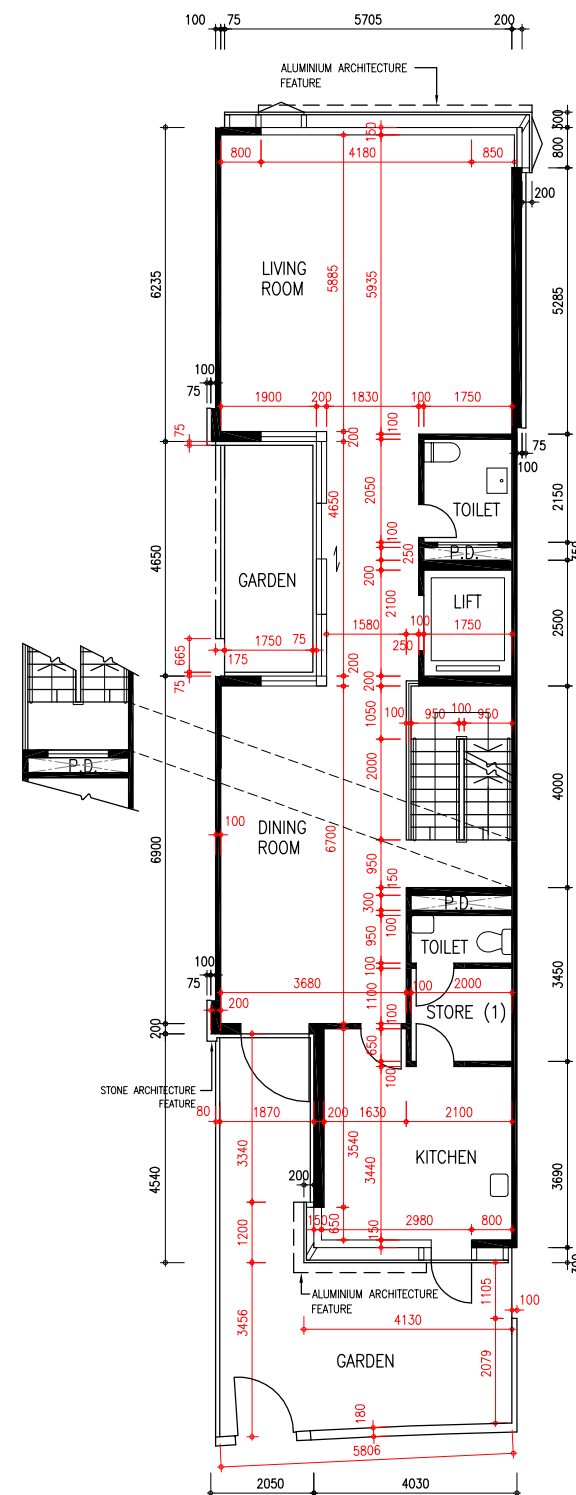
11 FLOOR PLANS OF RESIDENTIAL PROPERTIES IN THE DEVELOPMENT

發展項目的住宅物業的樓面平面圖

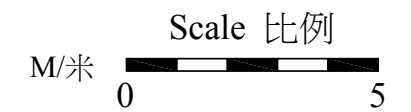
HOUSE 6 6 號洋房



BASEMENT FLOOR PLAN
地庫平面圖



GROUND FLOOR PLAN
地下平面圖



Floor 樓層	Thickness of Floor Slabs (Excluding Plaster) of House 6 (mm) 6 號洋房的樓板 (不包括灰泥) 的厚度 (毫米)	Floor-to-Floor Height of House 6 (m) 6 號洋房層與層之間的高度 (米)
Basement 地庫	170, 200	4.95
G/F 地下	125, 175, 200, 250	4.5
1/F 一樓	125, 150, 175, 200	3.5
2/F 二樓	150, 175, 200, 250	3.5
Roof 天台	150	2.65
Upper Roof 上層天台	N/A 不適用	N/A 不適用

The internal areas of the residential properties on the upper floors will generally be slightly larger than those on the lower floors because of the reducing thickness of the structural walls on the upper floors. 因住宅物業的較高樓層的結構牆的厚度遞減，較高樓層的內部面積，一般比較低樓層的內部面積稍大。

Note 備註:

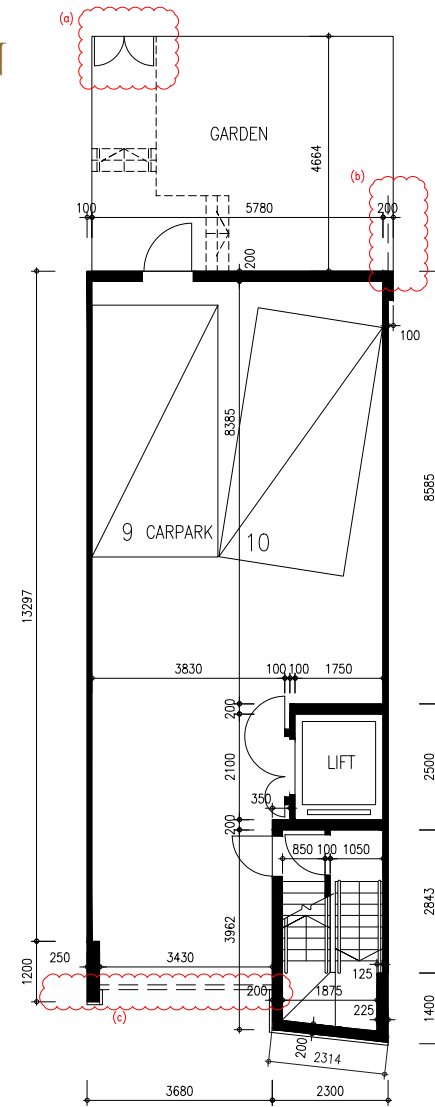
- Please refer to page 16 of this sales brochure for legend of the terms and abbreviations shown on the floor plans above. 以上平面圖所示之名稱及簡稱請參閱售樓說明書第16頁。

11 FLOOR PLANS OF RESIDENTIAL PROPERTIES IN THE DEVELOPMENT

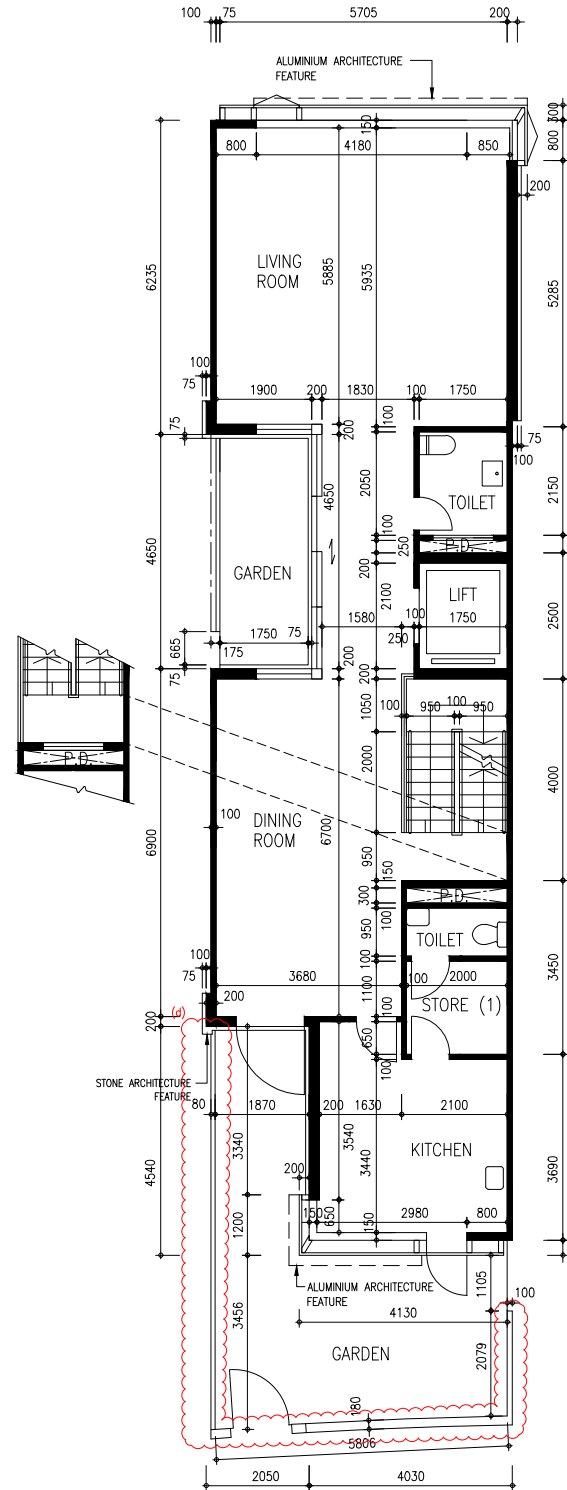
發展項目的住宅物業的樓面平面圖

LATEST FLOOR PLAN 現狀樓面平面圖

HOUSE 6 6號洋房



BASEMENT FLOOR PLAN
地庫平面圖



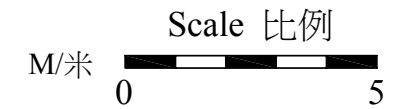
GROUND FLOOR PLAN
地下平面圖

House 6 has been altered by way of exempted works under the Buildings Ordinance after completion of the Development. The approximate locations of the alterations are indicated on the latest floor plans and the details of the alterations are set out below (the below numberings refer to the marked alterations on the plan):

- a. Erection of new gate
- b. Erection of new fence
- c. Installation of new roller shutter
- d. Erection of new fence

6號洋房在發展項目落成後進行獲《建築物條例》豁免的工程。該等改動的位置於現狀樓面平面圖中標出。該等改動列出如下(下文編號對應圖中改動編號):

- a. 豎立新閘
- b. 豎立新欄杆
- c. 安裝新捲閘
- d. 豎立新欄杆



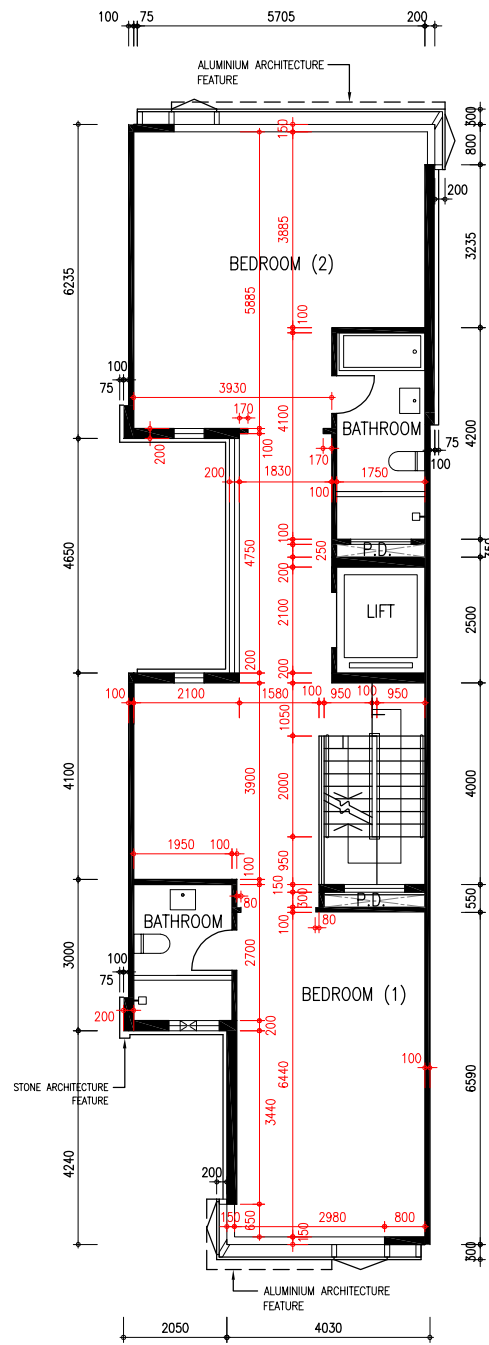
Note 備註:

- Please refer to page 16 of this sales brochure for legend of the terms and abbreviations shown on the floor plans above.
以上平面圖所示之名稱及簡稱請參閱售樓說明書第16頁。

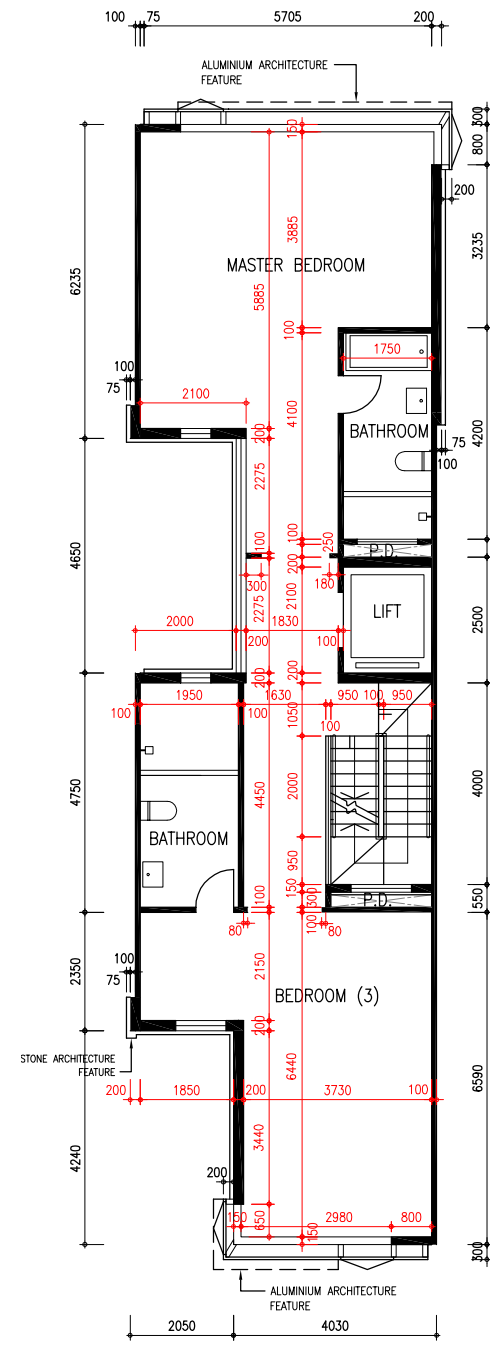
11 | FLOOR PLANS OF RESIDENTIAL PROPERTIES IN THE DEVELOPMENT

發展項目的住宅物業的樓面平面圖

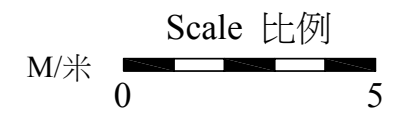
HOUSE 6 6號洋房



FIRST FLOOR PLAN
一樓平面圖



SECOND FLOOR PLAN
二樓平面圖



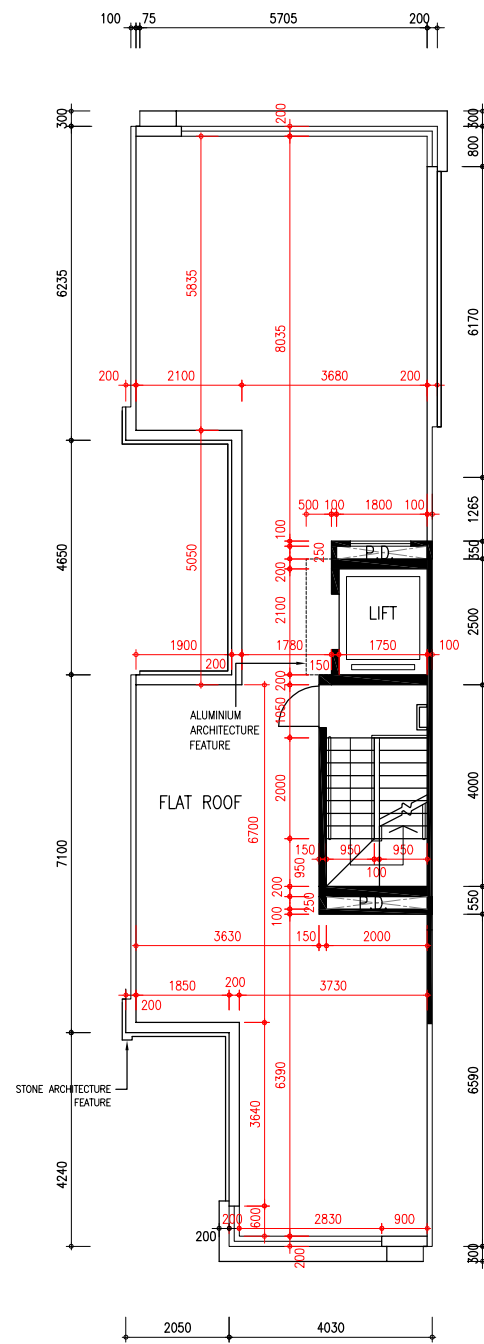
Note 備註:

- Please refer to page 16 of this sales brochure for legend of the terms and abbreviations shown on the floor plans above.
以上平面圖所示之名稱及簡稱請參閱售樓說明書第16頁。

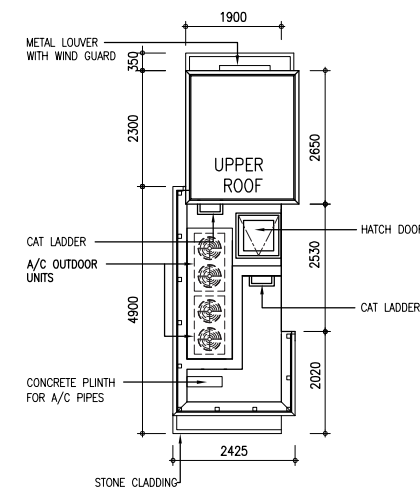
11 | FLOOR PLANS OF RESIDENTIAL PROPERTIES IN THE DEVELOPMENT

發展項目的住宅物業的樓面平面圖

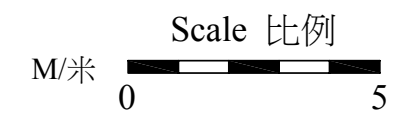
HOUSE 6 6 號洋房



ROOF FLOOR PLAN
天台平面圖



UPPER ROOF FLOOR PLAN
上層天台平面圖



Note 備註:

- Please refer to page 16 of this sales brochure for legend of the terms and abbreviations shown on the floor plans above.
以上平面圖所示之名稱及簡稱請參閱售樓說明書第16頁。

11 | FLOOR PLANS OF RESIDENTIAL PROPERTIES IN THE DEVELOPMENT

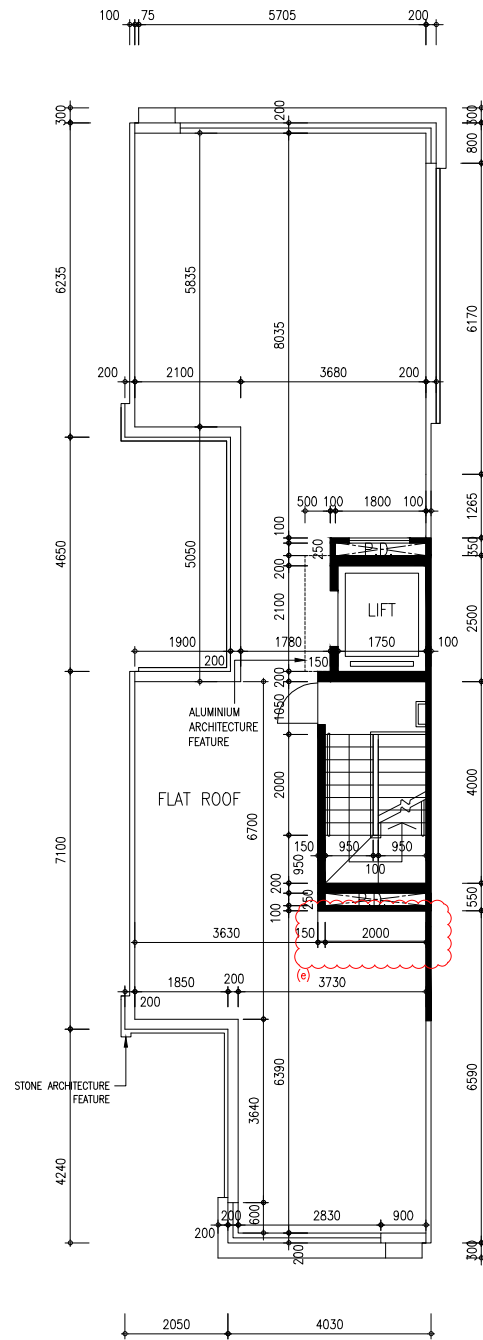
發展項目的住宅物業的樓面平面圖

LATEST FLOOR PLAN

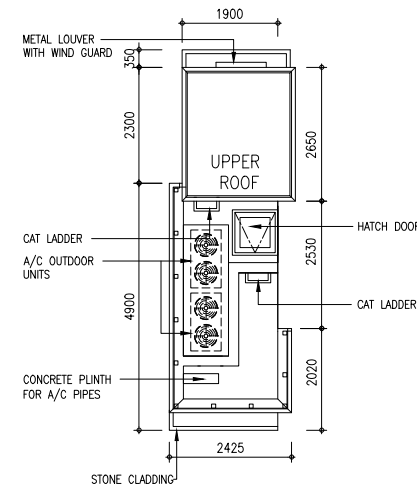
現狀樓面平面圖

HOUSE 6

6 號洋房



ROOF FLOOR PLAN
天台平面圖



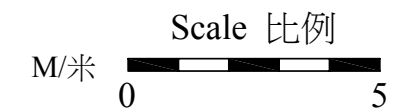
UPPER ROOF FLOOR PLAN
上層天台平面圖

House 6 has been altered by way of exempted works under the Buildings Ordinance after completion of the Development. The approximate locations of the alterations are indicated on the latest floor plans and the details of the alterations are set out below (the below numberings refer to the marked alterations on the plan):

e. Addition of new low cabinet

6 號洋房在發展項目落成後進行獲《建築物條例》豁免的工程。該等改動的位置於現狀樓面平面圖中標出。該等改動列出如下(下文編號對應圖中改動編號):

e. 加建新地櫃



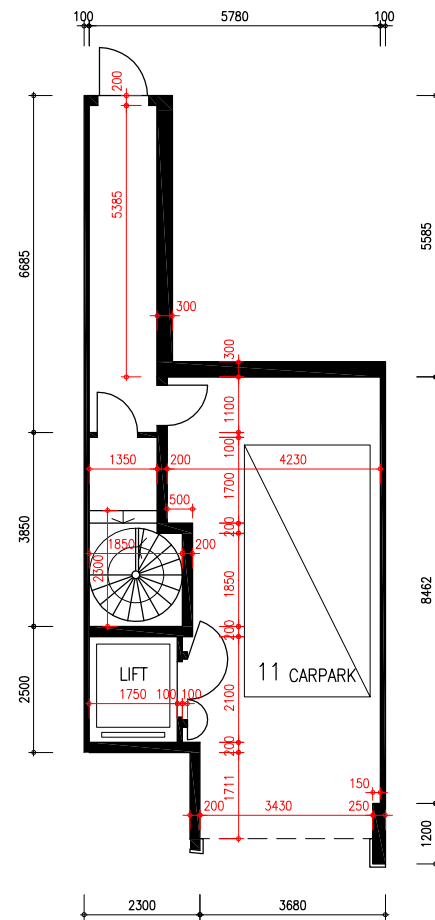
Note 備註:

- Please refer to page 16 of this sales brochure for legend of the terms and abbreviations shown on the floor plans above.
以上平面圖所示之名稱及簡稱請參閱售樓說明書第16頁。

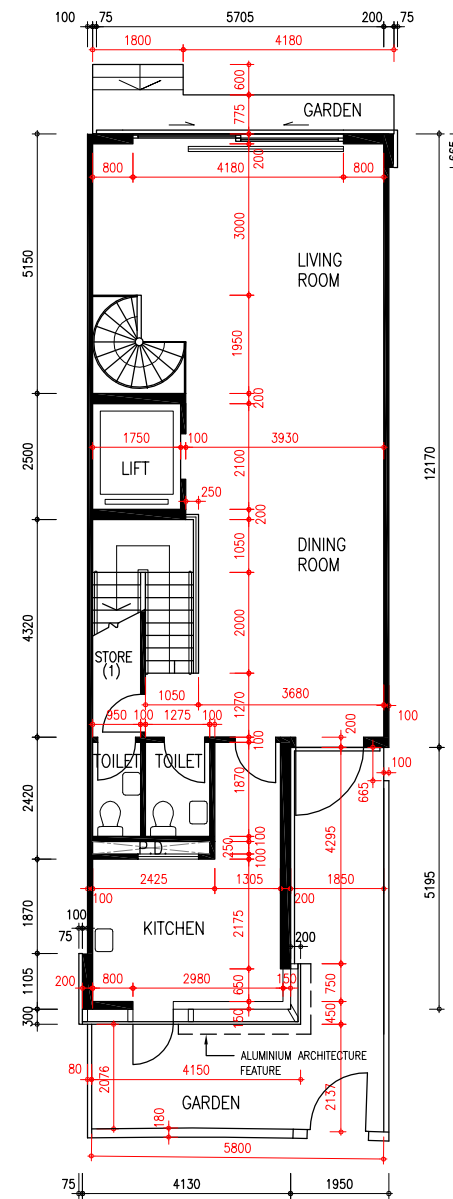
11 FLOOR PLANS OF RESIDENTIAL PROPERTIES IN THE DEVELOPMENT

發展項目的住宅物業的樓面平面圖

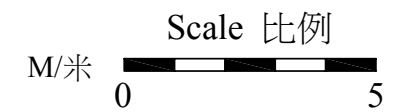
HOUSE 7 7 號洋房



BASEMENT FLOOR PLAN
地庫平面圖



GROUND FLOOR PLAN
地下平面圖



Floor 樓層	Thickness of Floor Slabs (Excluding Plaster) of House 7 (mm) 7 號洋房的樓板 (不包括灰泥) 的厚度 (毫米)	Floor-to-Floor Height of House 7 (m) 7 號洋房層與層之間的高度 (米)
Basement 地庫	170, 200	4.95
G/F 地下	125, 150, 175, 250	4.5
1/F 一樓	125, 150, 175, 250	3.5
2/F 二樓	125, 150, 175, 250	3.5
Roof 天台	150	2.65
Upper Roof 上層天台	N/A 不適用	N/A 不適用

The internal areas of the residential properties on the upper floors will generally be slightly larger than those on the lower floors because of the reducing thickness of the structural walls on the upper floors. 因住宅物業的較高樓層的結構牆的厚度遞減，較高樓層的內部面積，一般比較低樓層的內部面積稍大。

Note 備註:

- Please refer to page 16 of this sales brochure for legend of the terms and abbreviations shown on the floor plans above. 以上平面圖所示之名稱及簡稱請參閱售樓說明書第16頁。

11 | FLOOR PLANS OF RESIDENTIAL PROPERTIES IN THE DEVELOPMENT

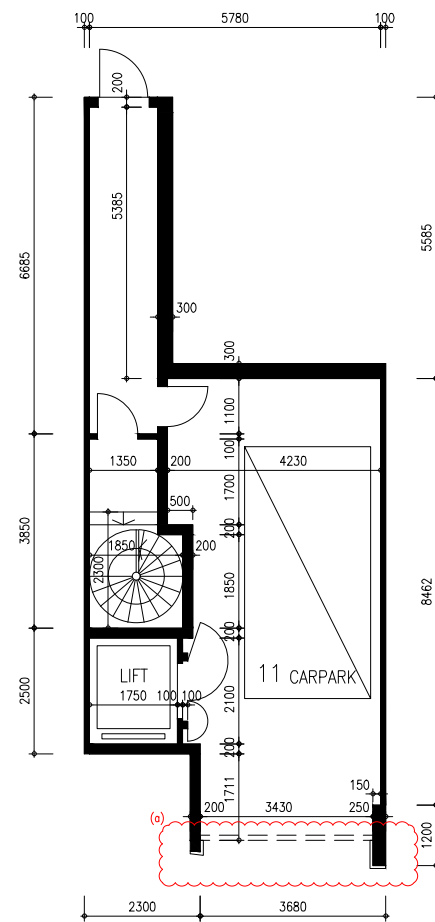
發展項目的住宅物業的樓面平面圖

LATEST FLOOR PLAN

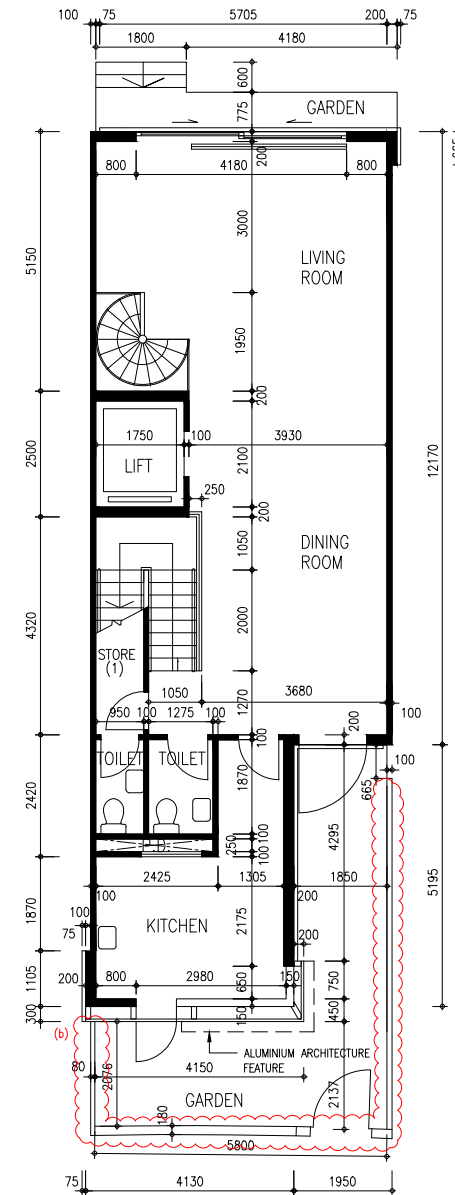
現狀樓面平面圖

HOUSE 7

7 號洋房



BASEMENT FLOOR PLAN
地庫平面圖



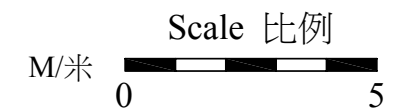
GROUND FLOOR PLAN
地下平面圖

House 7 has been altered by way of exempted works under the Buildings Ordinance after completion of the Development. The approximate locations of the alterations are indicated on the latest floor plans and the details of the alterations are set out below (the below numberings refer to the marked alterations on the plan):

- a. Installation of new roller shutter
- b. Erection of new fence

7 號洋房在發展項目落成後進行獲《建築物條例》豁免的工程。該等改動的位置於現狀樓面平面圖中標出。該等改動列出如下(下文編號對應圖中改動編號):

- a. 安裝新捲閘
- b. 豎立新欄杆



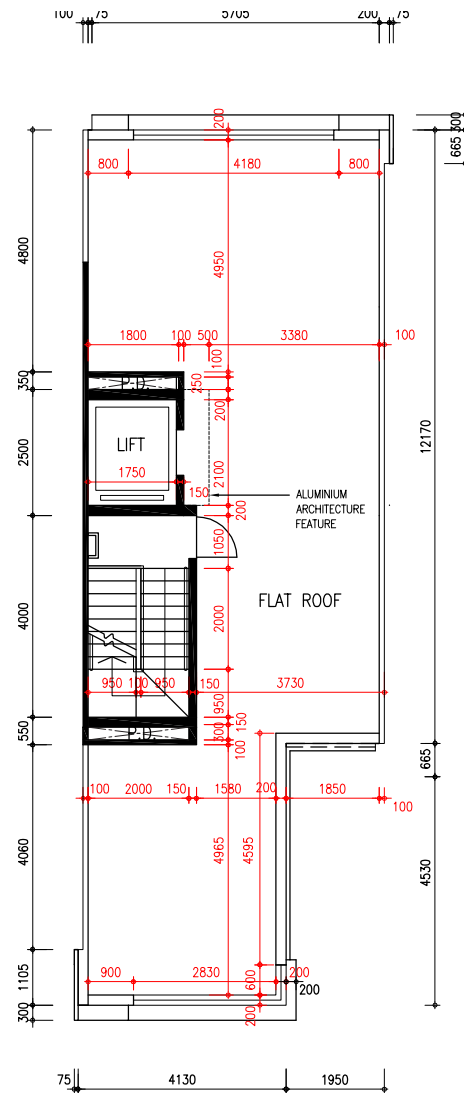
Note 備註:

- Please refer to page 16 of this sales brochure for legend of the terms and abbreviations shown on the floor plans above.
以上平面圖所示之名稱及簡稱請參閱售樓說明書第16頁。

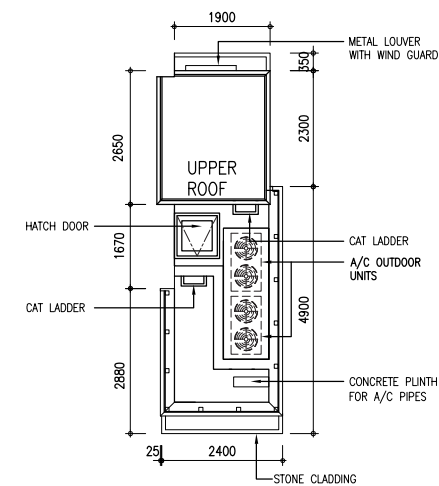
11 | FLOOR PLANS OF RESIDENTIAL PROPERTIES IN THE DEVELOPMENT

發展項目的住宅物業的樓面平面圖

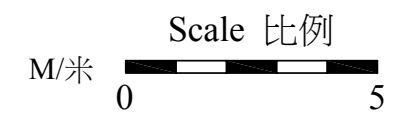
HOUSE 7 7 號洋房



ROOF FLOOR PLAN
天台平面圖



UPPER ROOF FLOOR PLAN
上層天台平面圖



Note 備註:

- Please refer to page 16 of this sales brochure for legend of the terms and abbreviations shown on the floor plans above.
以上平面圖所示之名稱及簡稱請參閱售樓說明書第16頁。

11 | FLOOR PLANS OF RESIDENTIAL PROPERTIES IN THE DEVELOPMENT

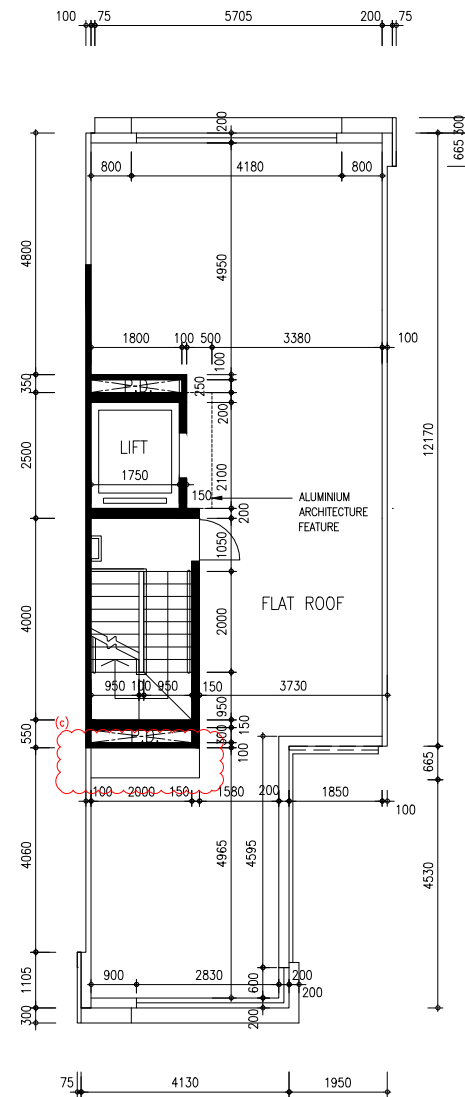
發展項目的住宅物業的樓面平面圖

LATEST FLOOR PLAN

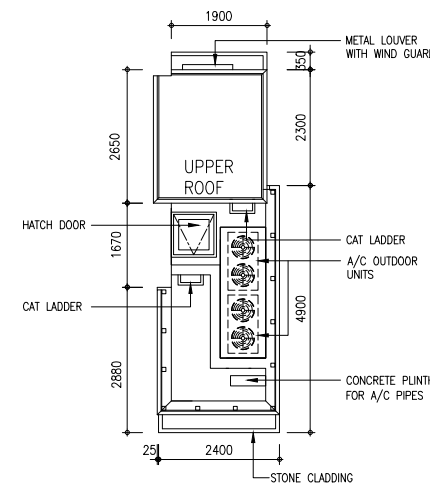
現狀樓面平面圖

HOUSE 7

7 號洋房



ROOF FLOOR PLAN
天台平面圖



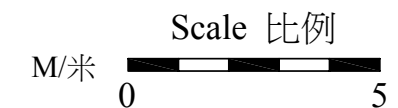
UPPER ROOF FLOOR PLAN
上層天台平面圖

House 7 has been altered by way of exempted works under the Buildings Ordinance after completion of the Development. The approximate locations of the alterations are indicated on the latest floor plans and the details of the alterations are set out below (the below numberings refer to the marked alterations on the plan):

c. Addition of new low cabinet

7 號洋房在發展項目落成後進行獲《建築物條例》豁免的工程。該等改動的位置於現狀樓面平面圖中標出。該等改動列出如下(下文編號對應圖中改動編號):

c. 加建新地櫃



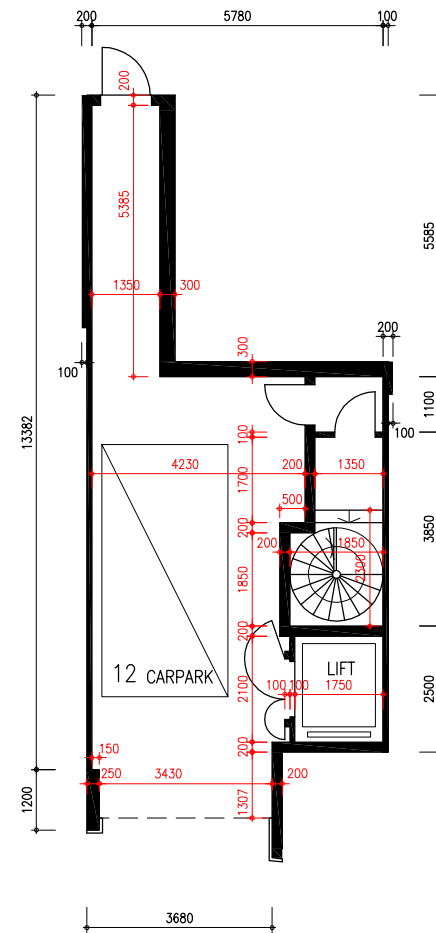
Note 備註:

- Please refer to page 16 of this sales brochure for legend of the terms and abbreviations shown on the floor plans above.
以上平面圖所示之名稱及簡稱請參閱售樓說明書第16頁。

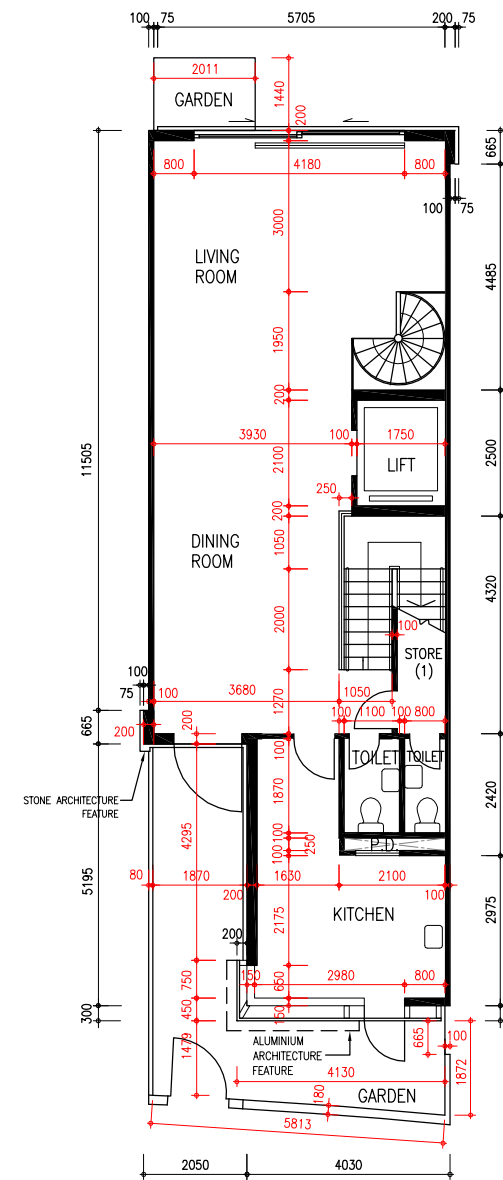
11 FLOOR PLANS OF RESIDENTIAL PROPERTIES IN THE DEVELOPMENT

發展項目的住宅物業的樓面平面圖

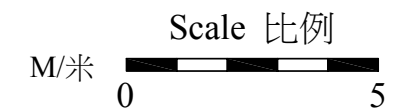
HOUSE 8 8 號洋房



BASEMENT FLOOR PLAN
地庫平面圖



GROUND FLOOR PLAN
地下平面圖



Floor 樓層	Thickness of Floor Slabs (Excluding Plaster) of House 8 (mm) 8 號洋房的樓板 (不包括灰泥) 的厚度 (毫米)	Floor-to-Floor Height of House 8 (m) 8 號洋房層與層之間的高度 (米)
Basement 地庫	170, 200	4.95
G/F 地下	125, 150, 175, 250	4.5
1/F 一樓	125, 150, 175, 250	3.5
2/F 二樓	125, 150, 175, 250	3.5
Roof 天台	150	2.65
Upper Roof 上層天台	N/A 不適用	N/A 不適用

The internal areas of the residential properties on the upper floors will generally be slightly larger than those on the lower floors because of the reducing thickness of the structural walls on the upper floors. 因住宅物業的較高樓層的結構牆的厚度遞減，較高樓層的內部面積，一般比較低樓層的內部面積稍大。

Note 備註:

- Please refer to page 16 of this sales brochure for legend of the terms and abbreviations shown on the floor plans above. 以上平面圖所示之名稱及簡稱請參閱售樓說明書第16頁。

11 | FLOOR PLANS OF RESIDENTIAL PROPERTIES IN THE DEVELOPMENT

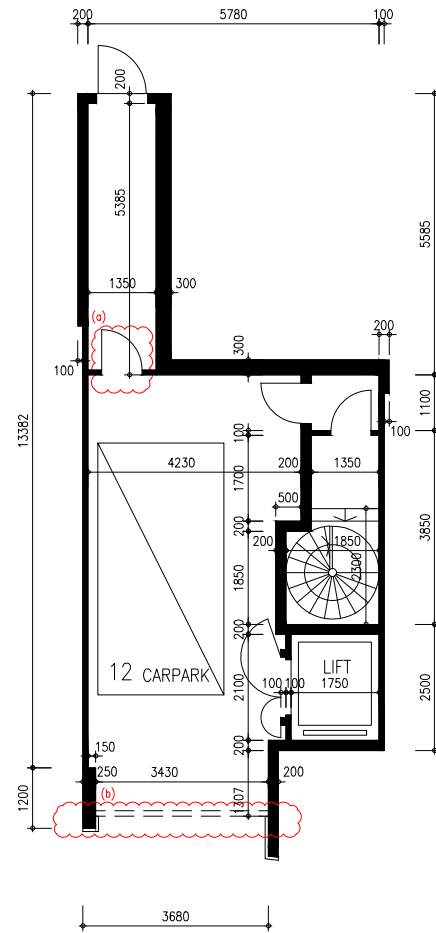
發展項目的住宅物業的樓面平面圖

LATEST FLOOR PLAN

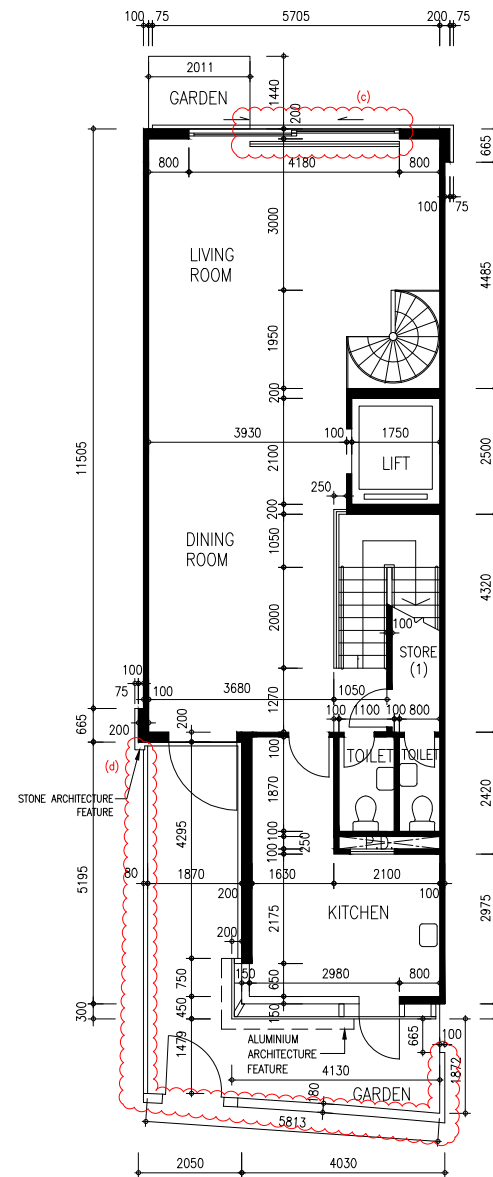
現狀樓面平面圖

HOUSE 8

8 號洋房



BASEMENT FLOOR PLAN
地庫平面圖



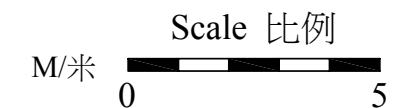
GROUND FLOOR PLAN
地下平面圖

House 8 has been altered by way of exempted works under the Buildings Ordinance after completion of the Development. The approximate locations of the alterations are indicated on the latest floor plans and the details of the alterations are set out below (the below numberings refer to the marked alterations on the plan):

- Erection of new door
- Installation of new roller shutter
- Removal of glass balustrade
- Erection of new fence

8 號洋房在發展項目落成後進行獲《建築物條例》豁免的工程。該等改動的位置於現狀樓面平面圖中標出。該等改動列出如下(下文編號對應圖中改動編號):

- 豎立新門
- 安裝新卷閘
- 移除玻璃欄河
- 豎立新欄杆



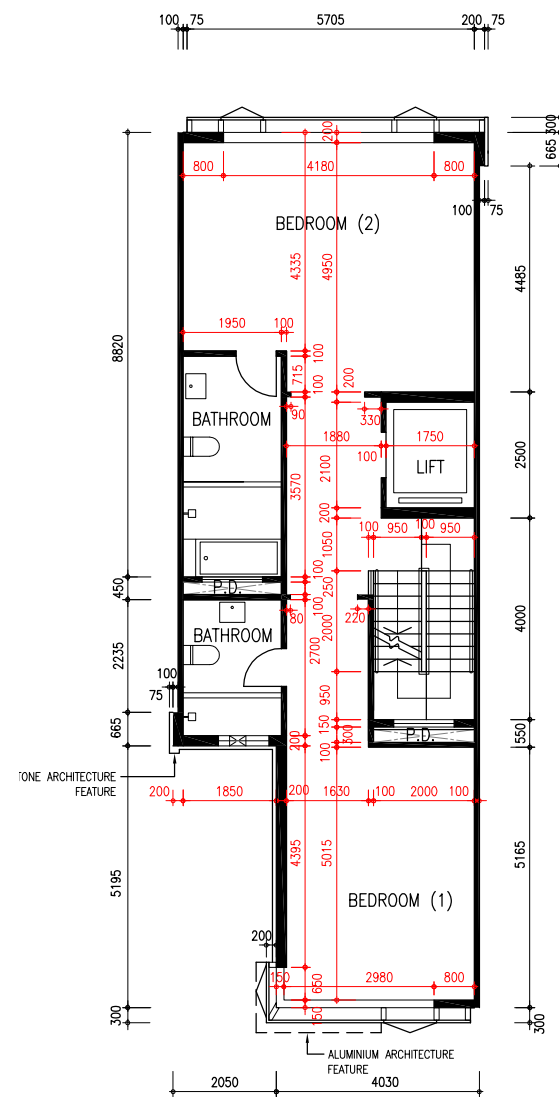
Note 備註:

- Please refer to page 16 of this sales brochure for legend of the terms and abbreviations shown on the floor plans above.
以上平面圖所示之名稱及簡稱請參閱售樓說明書第16頁。

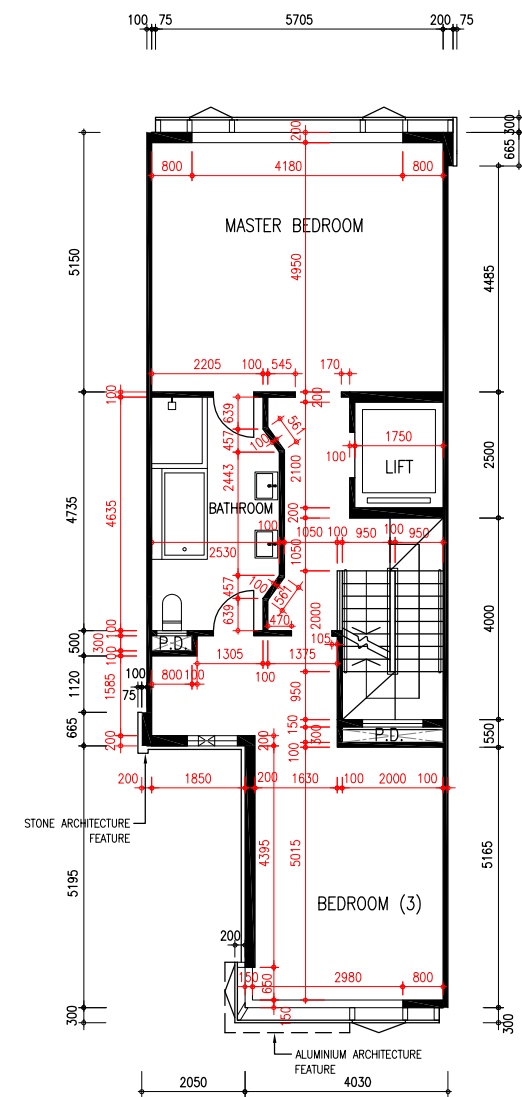
11 | FLOOR PLANS OF RESIDENTIAL PROPERTIES IN THE DEVELOPMENT

發展項目的住宅物業的樓面平面圖

HOUSE 8 8 號洋房



FIRST FLOOR PLAN
一樓平面圖



SECOND FLOOR PLAN
二樓平面圖



Note 備註:

- Please refer to page 16 of this sales brochure for legend of the terms and abbreviations shown on the floor plans above.
以上平面圖所示之名稱及簡稱請參閱售樓說明書第16頁。

11 | FLOOR PLANS OF RESIDENTIAL PROPERTIES IN THE DEVELOPMENT

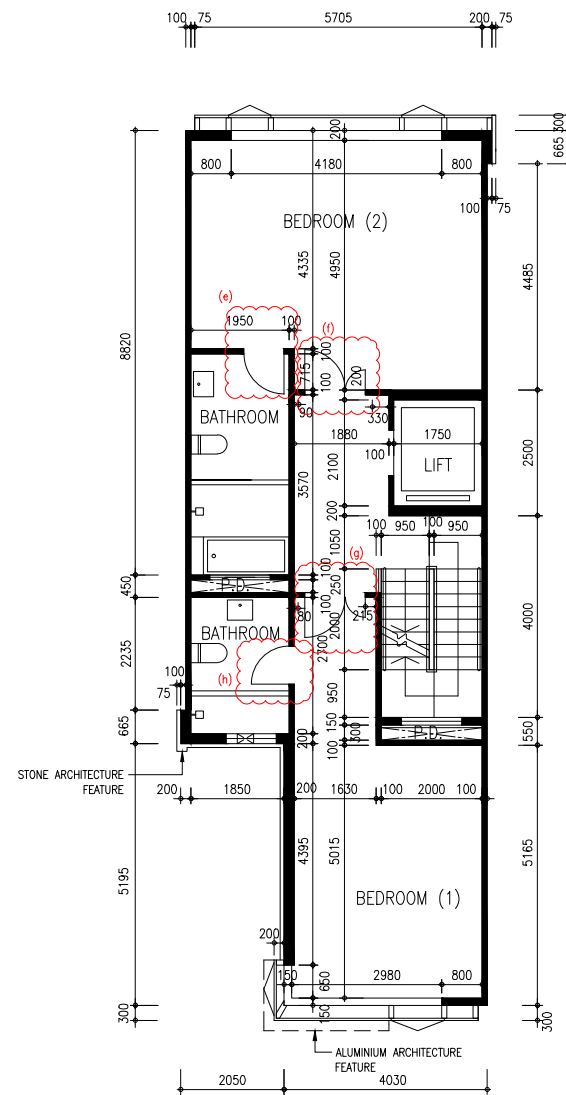
發展項目的住宅物業的樓面平面圖

LATEST FLOOR PLAN

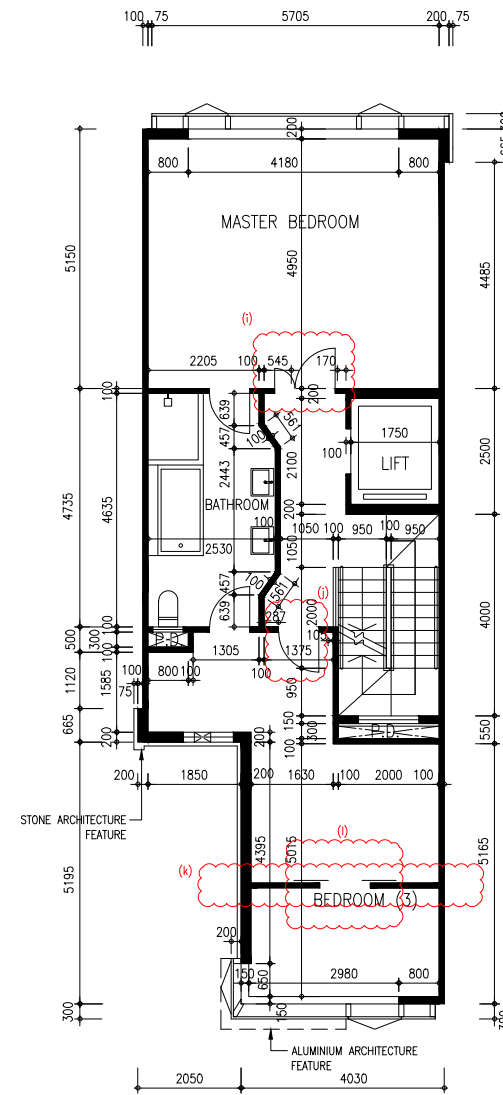
現狀樓面平面圖

HOUSE 8

8 號洋房



FIRST FLOOR PLAN
一樓平面圖



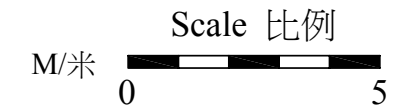
SECOND FLOOR PLAN
二樓平面圖

House 8 has been altered by way of exempted works under the Buildings Ordinance after completion of the Development. The approximate locations of the alterations are indicated on the latest floor plans and the details of the alterations are set out below (the below numberings refer to the marked alterations on the plan):

- e. Erection of new glass door
- f. Erection of new door
- g. Erection of new door
- h. Erection of new glass door
- i. Erection of new door
- j. Erection of new door
- k. Erection of new non-structural partition
- l. Erection of new door

8 號洋房在發展項目落成後進行獲《建築物條例》豁免的工程。該等改動的位置於現狀樓面平面圖中標出。該等改動列出如下(下文編號對應圖中改動編號):

- e. 豎立新玻璃門
- f. 豎立新門
- g. 豎立新門
- h. 豎立新玻璃門
- i. 豎立新門
- j. 豎立新門
- k. 豎立新非結構分隔牆
- l. 豎立新門



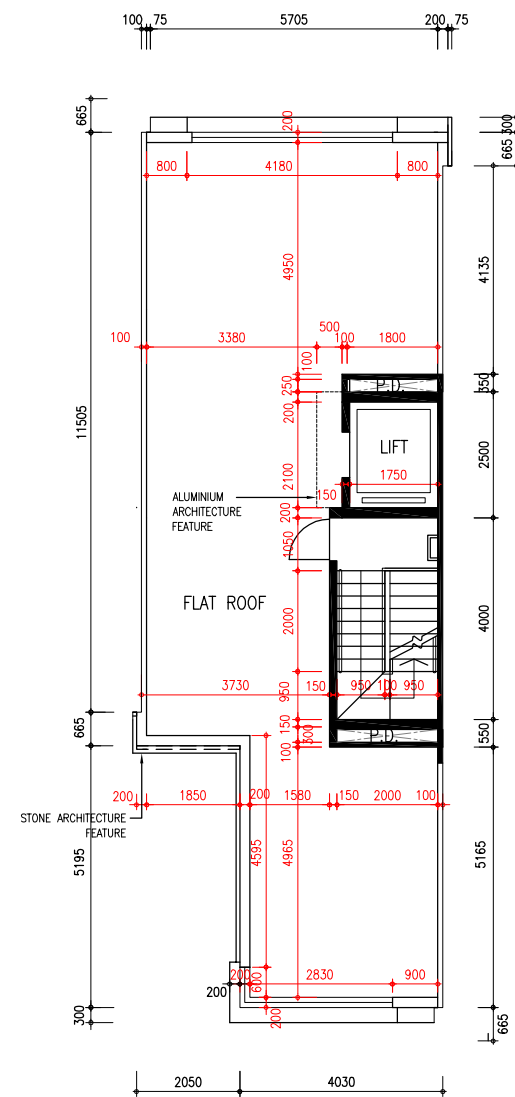
Note 備註:

- Please refer to page 16 of this sales brochure for legend of the terms and abbreviations shown on the floor plans above.
以上平面圖所示之名稱及簡稱請參閱售樓說明書第16頁。

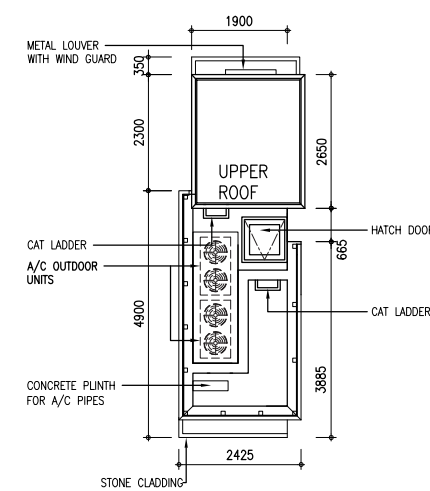
11 | FLOOR PLANS OF RESIDENTIAL PROPERTIES IN THE DEVELOPMENT

發展項目的住宅物業的樓面平面圖

HOUSE 8 8 號洋房



ROOF FLOOR PLAN
天台平面圖



UPPER ROOF FLOOR PLAN
上層天台平面圖



Note 備註:

- Please refer to page 16 of this sales brochure for legend of the terms and abbreviations shown on the floor plans above.
以上平面圖所示之名稱及簡稱請參閱售樓說明書第16頁。

11 | FLOOR PLANS OF RESIDENTIAL PROPERTIES IN THE DEVELOPMENT

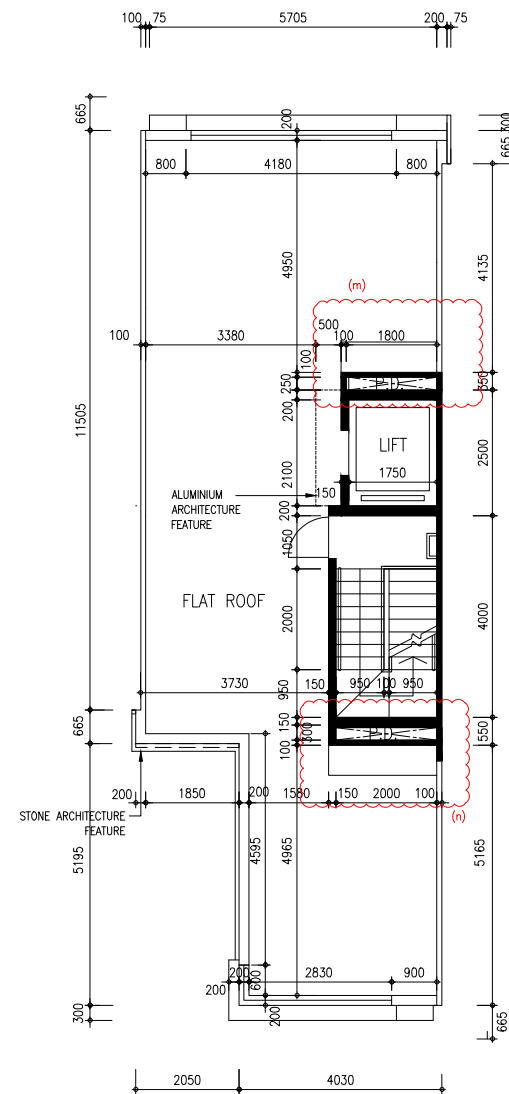
發展項目的住宅物業的樓面平面圖

LATEST FLOOR PLAN

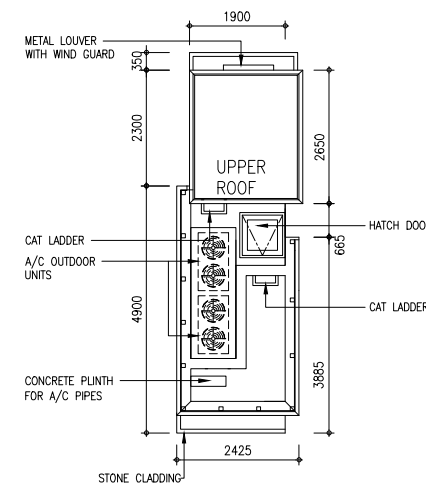
現狀樓面平面圖

HOUSE 8

8 號洋房



ROOF FLOOR PLAN
天台平面圖



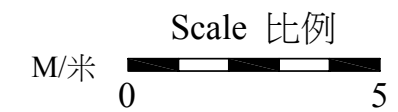
UPPER ROOF FLOOR PLAN
上層天台平面圖

House 8 has been altered by way of exempted works under the Buildings Ordinance after completion of the Development. The approximate locations of the alterations are indicated on the latest floor plans and the details of the alterations are set out below (the below numberings refer to the marked alterations on the plan):

- m. Addition of new low cabinet
- n. Addition of new low cabinet

8 號洋房在發展項目落成後進行獲《建築物條例》豁免的工程。該等改動的位置於現狀樓面平面圖中標出。該等改動列出如下(下文編號對應圖中改動編號):

- m. 加建新地櫃
- n. 加建新地櫃



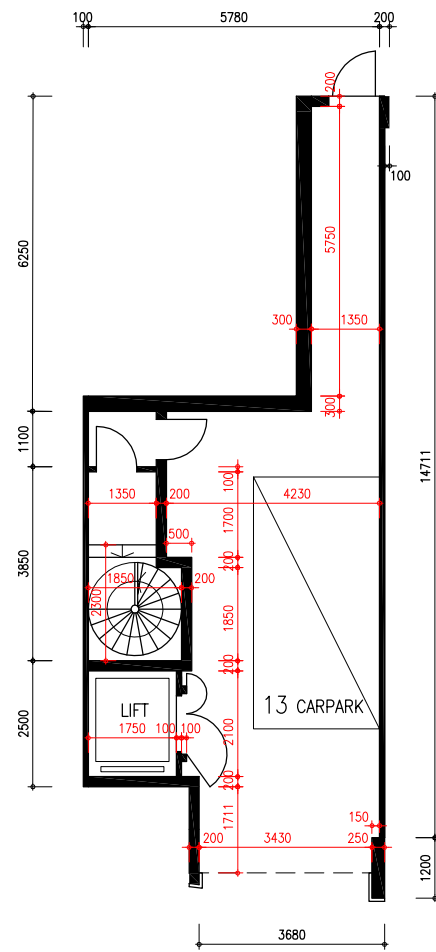
Note 備註:

- Please refer to page 16 of this sales brochure for legend of the terms and abbreviations shown on the floor plans above.
以上平面圖所示之名稱及簡稱請參閱售樓說明書第16頁。

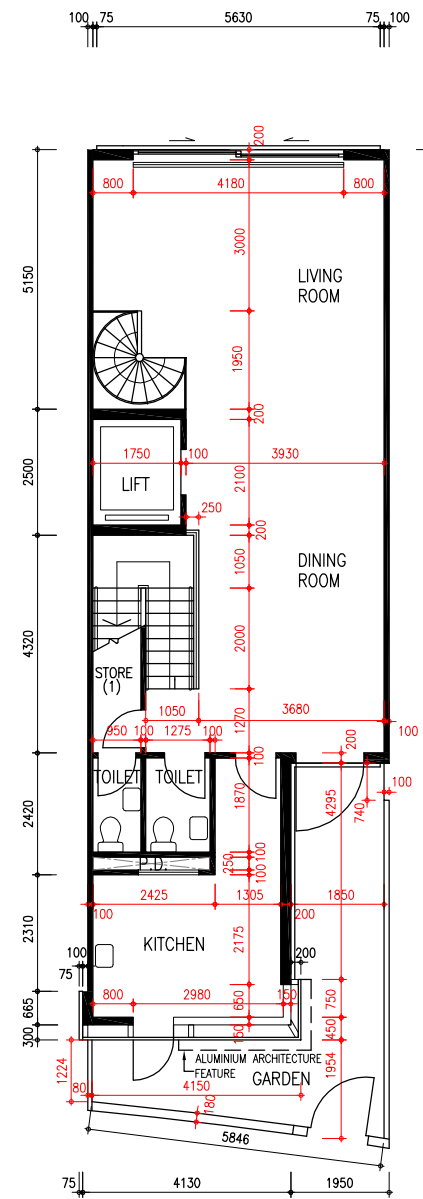
11 | FLOOR PLANS OF RESIDENTIAL PROPERTIES IN THE DEVELOPMENT

發展項目的住宅物業的樓面平面圖

HOUSE 9 9 號洋房



BASEMENT FLOOR PLAN
地庫平面圖



GROUND FLOOR PLAN
地下平面圖



Floor 樓層	Thickness of Floor Slabs (Excluding Plaster) of House 9 (mm) 9 號洋房的樓板 (不包括灰泥) 的厚度 (毫米)	Floor-to-Floor Height of House 9 (m) 9 號洋房層與層之間的高度 (米)
Basement 地庫	170, 200	4.95
G/F 地下	125, 150, 175, 250	4.5
1/F 一樓	125, 150, 175, 250	3.5
2/F 二樓	125, 150, 175, 250	3.5
Roof 天台	150	2.65
Upper Roof 上層天台	N/A 不適用	N/A 不適用

The internal areas of the residential properties on the upper floors will generally be slightly larger than those on the lower floors because of the reducing thickness of the structural walls on the upper floors. 因住宅物業的較高樓層的結構牆的厚度遞減，較高樓層的內部面積，一般比較低樓層的內部面積稍大。

Note 備註:

- Please refer to page 16 of this sales brochure for legend of the terms and abbreviations shown on the floor plans above. 以上平面圖所示之名稱及簡稱請參閱售樓說明書第16頁。

11 FLOOR PLANS OF RESIDENTIAL PROPERTIES IN THE DEVELOPMENT

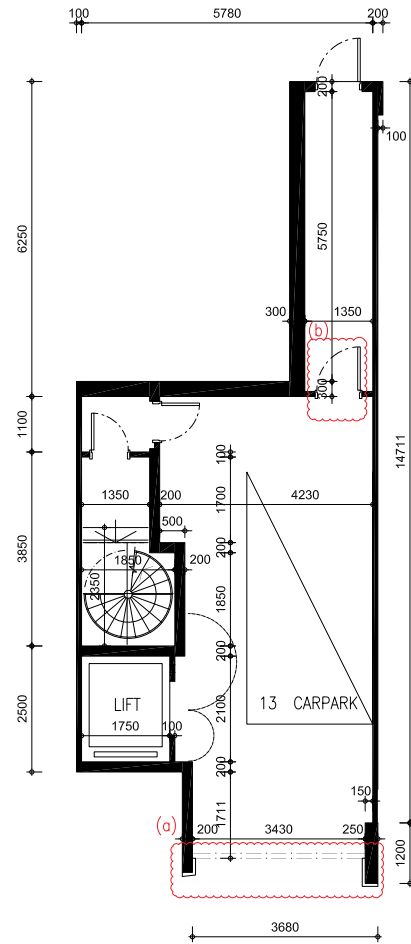
發展項目的住宅物業的樓面平面圖

LATEST FLOOR PLAN

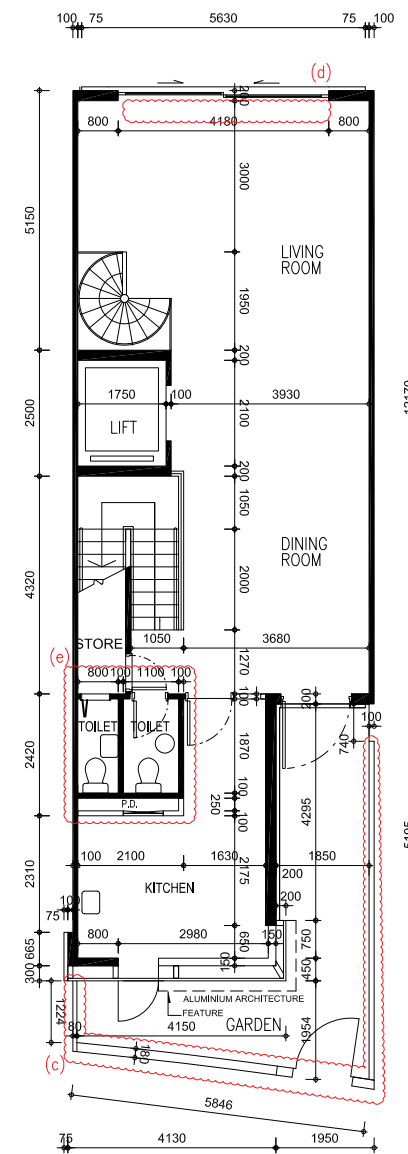
現狀樓面平面圖

HOUSE 9

9號洋房



BASEMENT FLOOR PLAN
地庫平面圖



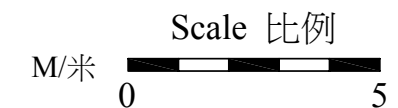
GROUND FLOOR PLAN
地下平面圖

House 9 has been altered by way of exempted works under the Buildings Ordinance after completion of the Development. The approximate locations of the alterations are indicated on the latest floor plans and the details of the alterations are set out below (the below numberings refer to marked alterations on the plan):

- a. Installation of new roller shutter
- b. Erection of new door
- c. Erection of new fence
- d. Removal of glass balustrade
- e. Erection of new non-structural partition and new door

9號洋房在發展項目落成後進行獲《建築物條例》豁免的工程。該等改動的位置於現狀樓面平面圖中標出。該等改動列出如下(下文編號對應圖中改動編號):

- a. 安裝新捲閘
- b. 豎立新門
- c. 安裝新欄杆
- d. 移除玻璃欄河
- e. 豎立新非結構分隔牆和新門



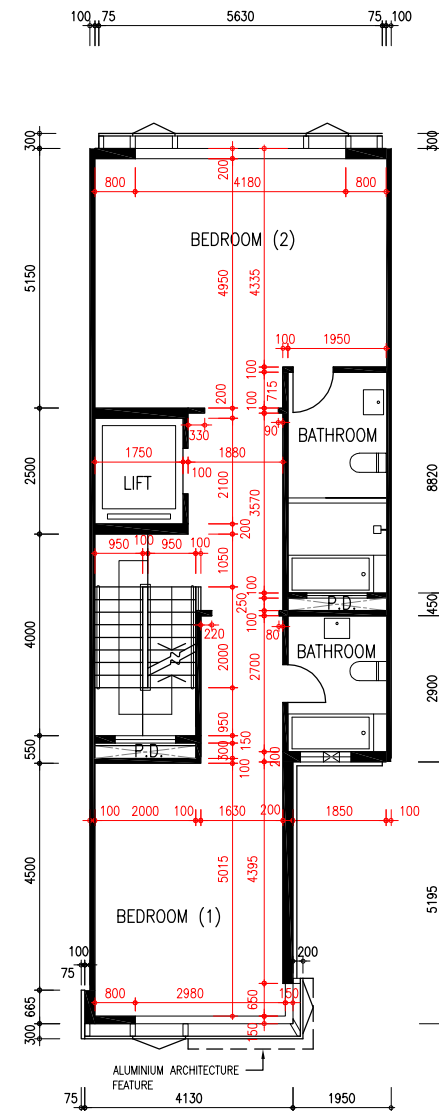
Note 備註:

- Please refer to page 16 of this sales brochure for legend of the terms and abbreviations shown on the floor plans above.
以上平面圖所示之名稱及簡稱請參閱售樓說明書第16頁。

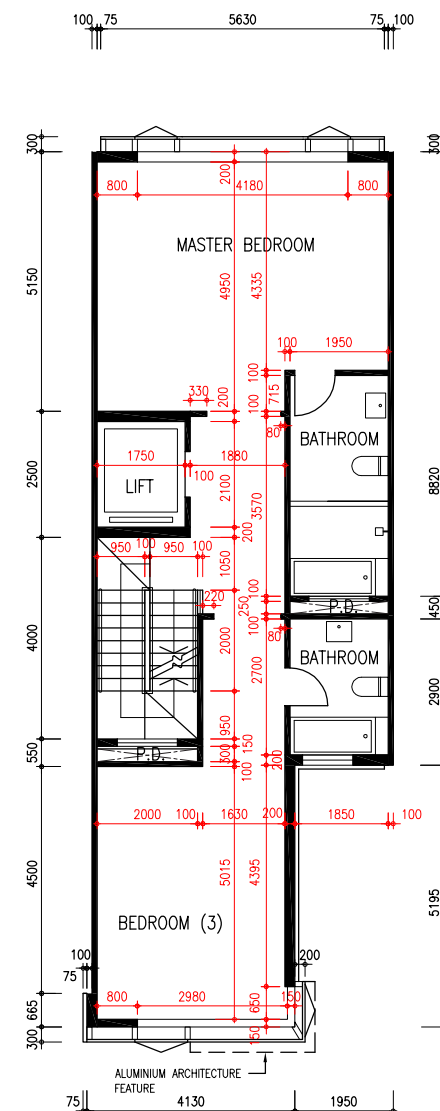
11 | FLOOR PLANS OF RESIDENTIAL PROPERTIES IN THE DEVELOPMENT

發展項目的住宅物業的樓面平面圖

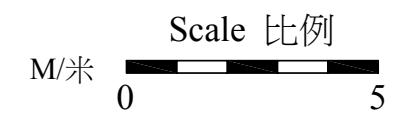
HOUSE 9 9 號洋房



FIRST FLOOR PLAN
一樓平面圖



SECOND FLOOR PLAN
二樓平面圖



Note 備註:

- Please refer to page 16 of this sales brochure for legend of the terms and abbreviations shown on the floor plans above.
以上平面圖所示之名稱及簡稱請參閱售樓說明書第16頁。

11 | FLOOR PLANS OF RESIDENTIAL PROPERTIES IN THE DEVELOPMENT

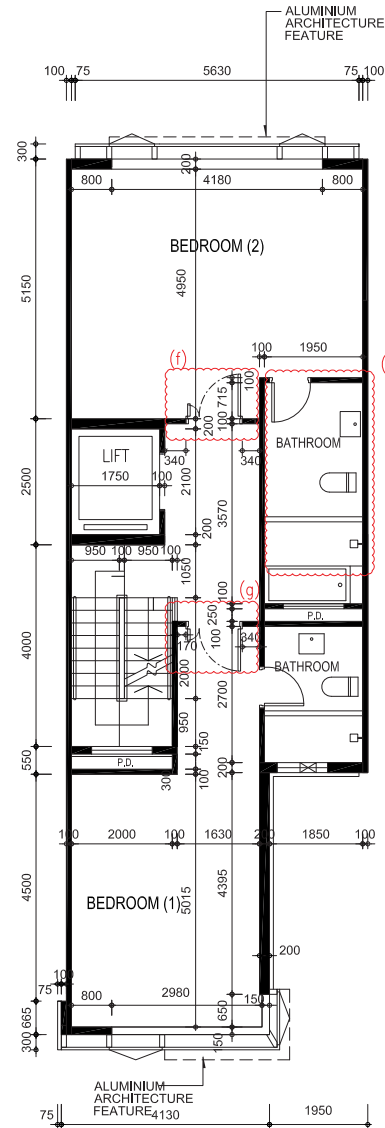
發展項目的住宅物業的樓面平面圖

LATEST FLOOR PLAN

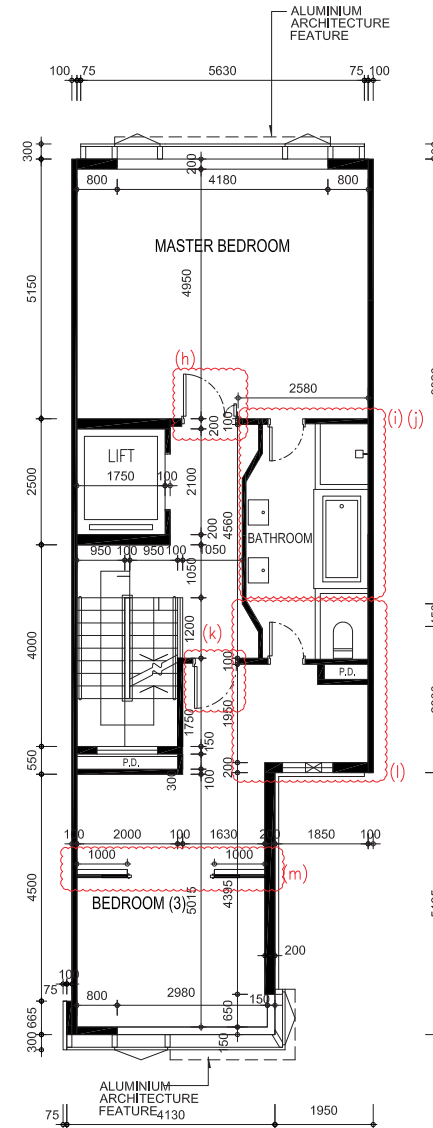
現狀樓面平面圖

HOUSE 9

9 號洋房



FIRST FLOOR PLAN
一樓平面圖



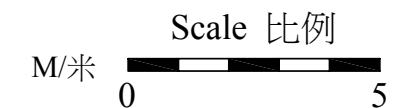
SECOND FLOOR PLAN
二樓平面圖

House 9 has been altered by way of exempted works under the Buildings Ordinance after completion of the Development. The approximate locations of the alterations are indicated on the latest floor plans and the details of the alterations are set out below (the below numberings refer to marked alterations on the plan):

- f. Erection of new door
- g. Erection of new door
- h. Erection of new door
- i. Relocation of new non-structural partition and new door
- j. Relocation of closet, basin and floor drain
- k. Erection of new door
- l. Demolish of existing partition, toilet and sanitary
- m. Erection of new non-structural partition and new door
- n. Relocation of closet, basin and floor drain

9 號洋房在發展項目落成後進行獲《建築物條例》豁免的工程。該等改動的位置於現狀樓面平面圖中標出。該等改動列出如下(下文編號對應圖中改動編號):

- f. 豎立新門
- g. 豎立新門
- h. 豎立新門
- i. 改動新非結構分隔牆和新門
- j. 改動馬桶，面盆和排水口位置
- k. 豎立新門
- l. 移除非結構分隔牆，廁所和潔具等
- m. 豎立新非結構分隔牆和新門
- n. 改動馬桶，面盆和排水口位置



Note 備註:

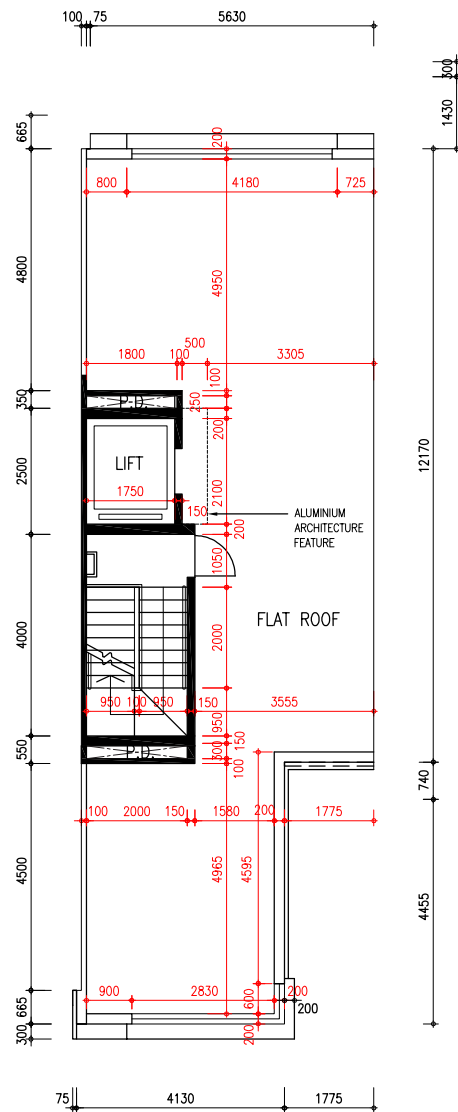
- Please refer to page 16 of this sales brochure for legend of the terms and abbreviations shown on the floor plans above.
以上平面圖所示之名稱及簡稱請參閱售樓說明書第16頁。

11 | FLOOR PLANS OF RESIDENTIAL PROPERTIES IN THE DEVELOPMENT

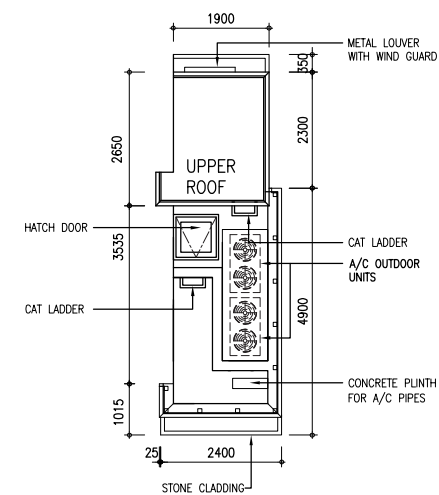
發展項目的住宅物業的樓面平面圖

HOUSE 9

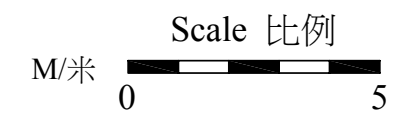
9 號洋房



ROOF FLOOR PLAN
天台平面圖



UPPER ROOF FLOOR PLAN
上層天台平面圖



Note 備註:

- Please refer to page 16 of this sales brochure for legend of the terms and abbreviations shown on the floor plans above.
以上平面圖所示之名稱及簡稱請參閱售樓說明書第16頁。

11 | FLOOR PLANS OF RESIDENTIAL PROPERTIES IN THE DEVELOPMENT

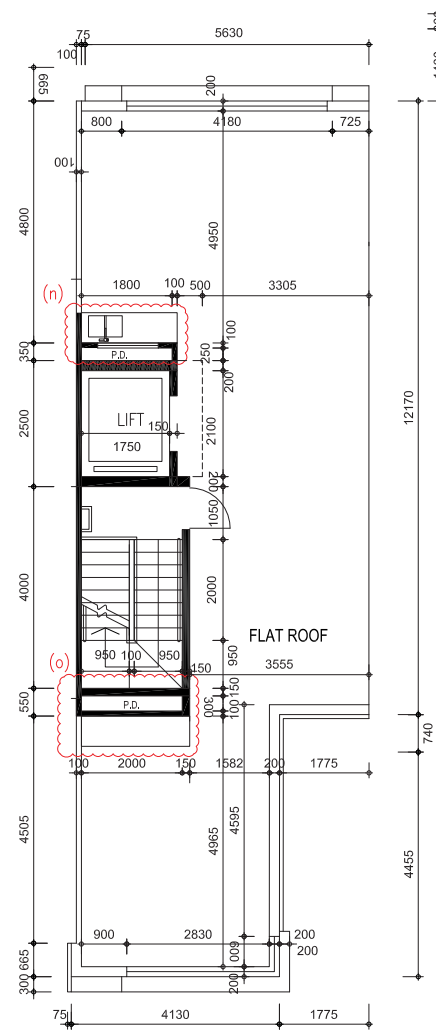
發展項目的住宅物業的樓面平面圖

LATEST FLOOR PLAN

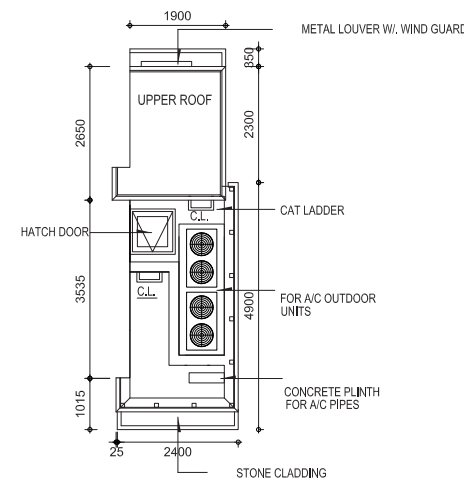
現狀樓面平面圖

HOUSE 9

9 號洋房



ROOF FLOOR PLAN
天台平面圖



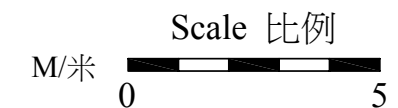
UPPER ROOF FLOOR PLAN
上層天台平面圖

House 9 has been altered by way of exempted works under the Buildings Ordinance after completion of the Development. The approximate locations of the alterations are indicated on the latest floor plans and the details of the alterations are set out below (the below numberings refer to marked alterations on the plan):

- n. Addition of new low cabinet
- o. Addition of new low cabinet

9 號洋房在發展項目落成後進行獲《建築物條例》豁免的工程。該等改動的位置於現狀樓面平面圖中標出。該等改動列出如下(下文編號對應圖中改動編號):

- n. 加建新地櫃
- o. 加建新地櫃



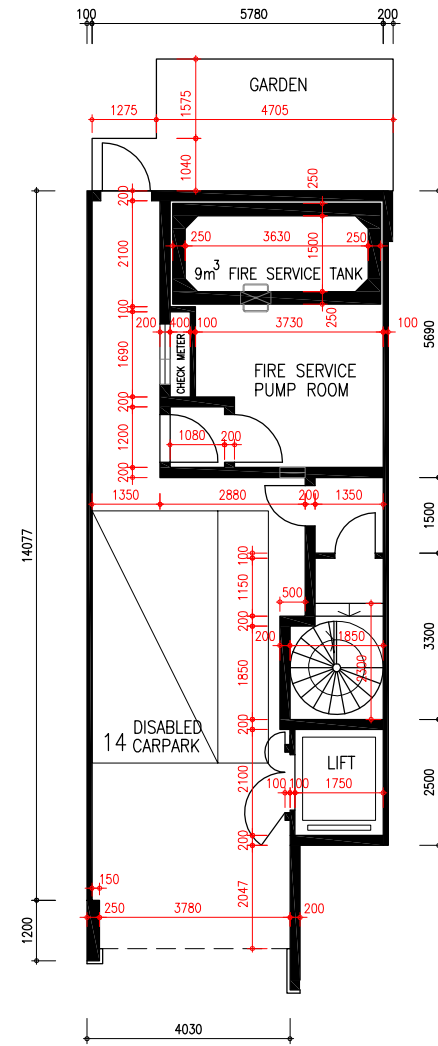
Note 備註:

- Please refer to page 16 of this sales brochure for legend of the terms and abbreviations shown on the floor plans above.
以上平面圖所示之名稱及簡稱請參閱售樓說明書第16頁。

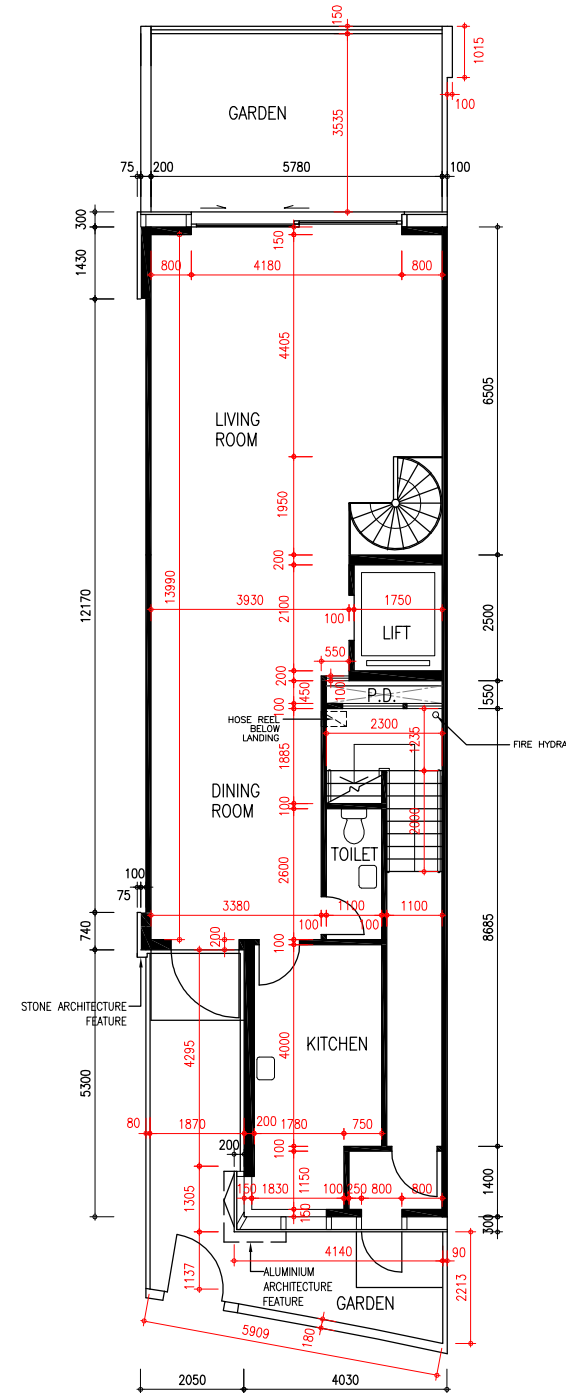
11 | FLOOR PLANS OF RESIDENTIAL PROPERTIES IN THE DEVELOPMENT

發展項目的住宅物業的樓面平面圖

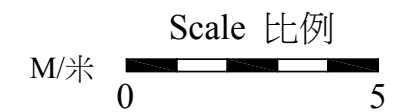
HOUSE 10 10 號洋房



BASEMENT FLOOR PLAN
地庫平面圖



GROUND FLOOR PLAN
地下平面圖



Floor 樓層	Thickness of Floor Slabs (Excluding Plaster) of House 10 (mm) 10 號洋房的樓板 (不包括灰泥) 的厚度 (毫米)	Floor-to-Floor Height of House 10 (m) 10 號洋房層與層之間的高度 (米)
Basement 地庫	170, 200	4.95
G/F 地下	125, 150, 170, 175, 250	4.5
1/F 一樓	125, 150, 170, 250	3.5
2/F 二樓	125, 150, 170, 175, 250	3.5
3/F 三樓	125, 150, 170, 175, 250	3.5
Roof 天台	150	2.65
Upper Roof 上層天台	N/A 不適用	N/A 不適用

The internal areas of the residential properties on the upper floors will generally be slightly larger than those on the lower floors because of the reducing thickness of the structural walls on the upper floors. 因住宅物業的較高樓層的結構牆的厚度遞減，較高樓層的內部面積，一般比較低樓層的內部面積稍大。

Note 備註:

- Please refer to page 16 of this sales brochure for legend of the terms and abbreviations shown on the floor plans above. 以上平面圖所示之名稱及簡稱請參閱售樓說明書第16頁。

11 FLOOR PLANS OF RESIDENTIAL PROPERTIES IN THE DEVELOPMENT

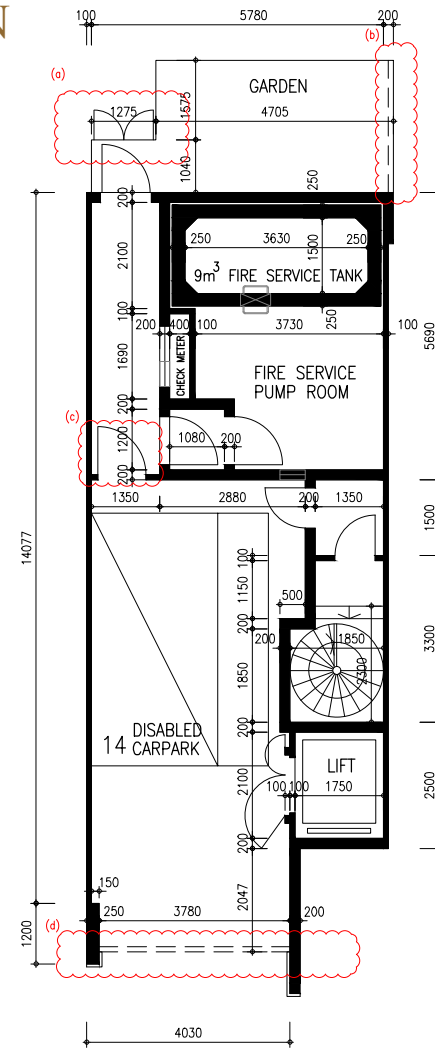
發展項目的住宅物業的樓面平面圖

LATEST FLOOR PLAN

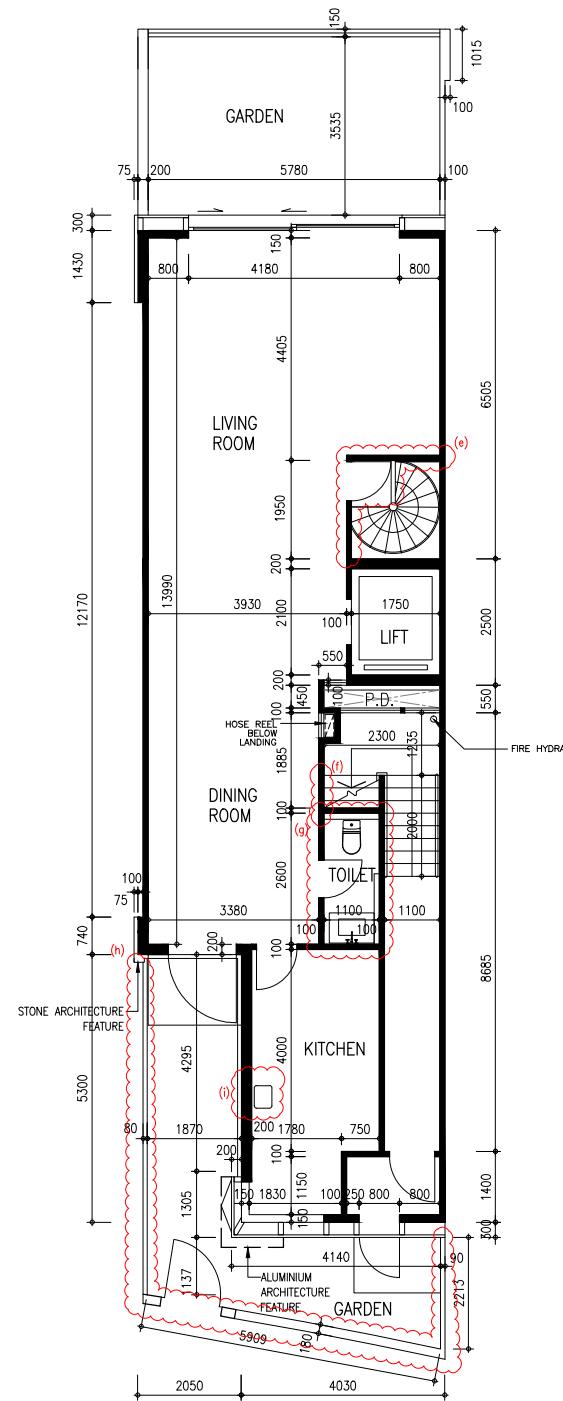
現狀樓面平面圖

HOUSE 10

10 號洋房



BASEMENT FLOOR PLAN
地庫平面圖



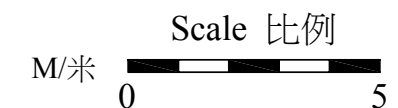
GROUND FLOOR PLAN
地下平面圖

House 10 has been altered by way of exempted works under the Buildings Ordinance after completion of the Development. The approximate locations of the alterations are indicated on the latest floor plans and the details of the alterations are set out below (the below numberings refer to the marked alterations on the plan):

- Erection of new gate
- Erection of new fence
- Erection of new door
- Installation of new roller shutter
- Erection of new non-structural partition and new door
- Relocation of railing
- Relocation of water closet, basin and door
- Erection of new fence
- Relocation of sink

10 號洋房在發展項目落成後進行獲《建築物條例》豁免的工程。該等改動的位置於現狀樓面平面圖中標出。該等改動列出如下(下文編號對應圖中改動編號):

- 豎立新閘
- 豎立新欄杆
- 豎立新門
- 安裝新捲閘
- 豎立新非結構分隔牆和新門
- 移除扶手
- 改動坐廁、面盆和門位置
- 豎立新欄杆
- 改動洗滌盤位置



Note 備註:

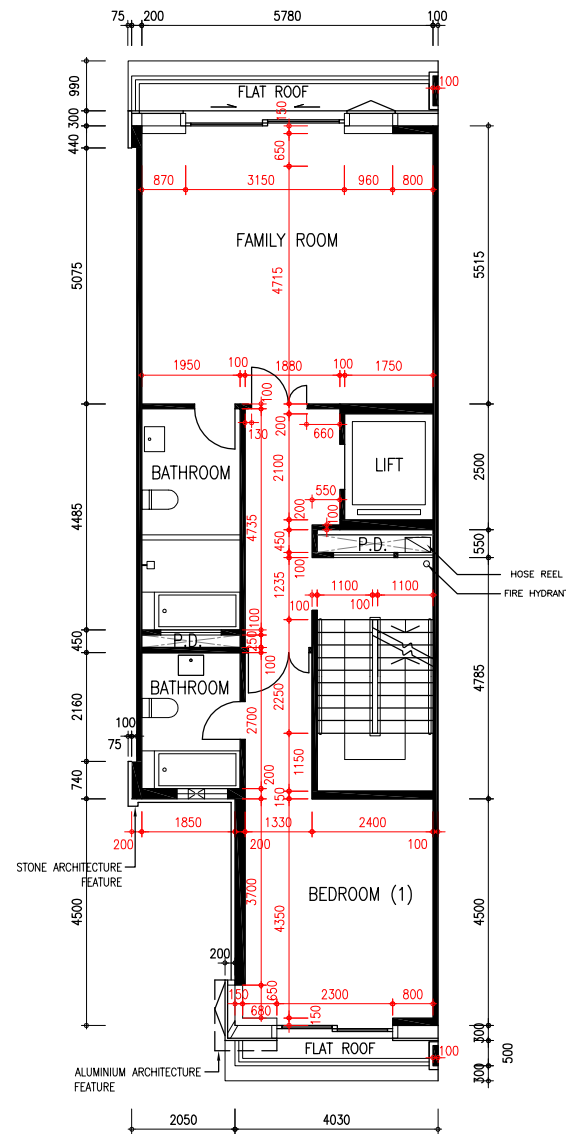
- Please refer to page 16 of this sales brochure for legend of the terms and abbreviations shown on the floor plans above.
以上平面圖所示之名稱及簡稱請參閱售樓說明書第16頁。

11 | FLOOR PLANS OF RESIDENTIAL PROPERTIES IN THE DEVELOPMENT

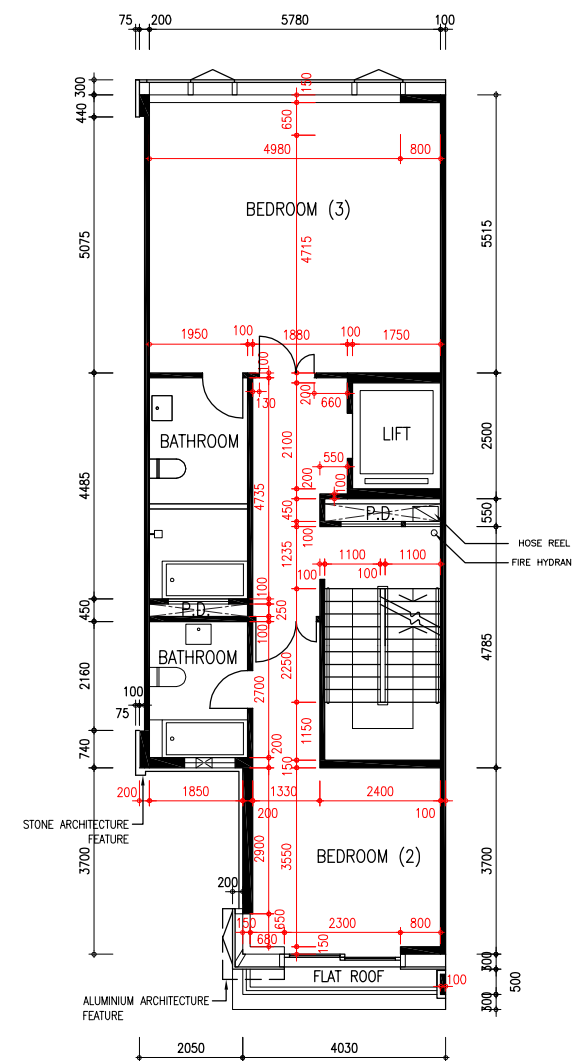
發展項目的住宅物業的樓面平面圖

HOUSE 10

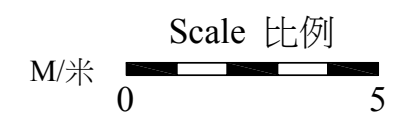
10 號洋房



FIRST FLOOR PLAN
一樓平面圖



SECOND FLOOR PLAN
二樓平面圖



Note 備註:

- Please refer to page 16 of this sales brochure for legend of the terms and abbreviations shown on the floor plans above.
以上平面圖所示之名稱及簡稱請參閱售樓說明書第16頁。

11 | FLOOR PLANS OF RESIDENTIAL PROPERTIES IN THE DEVELOPMENT

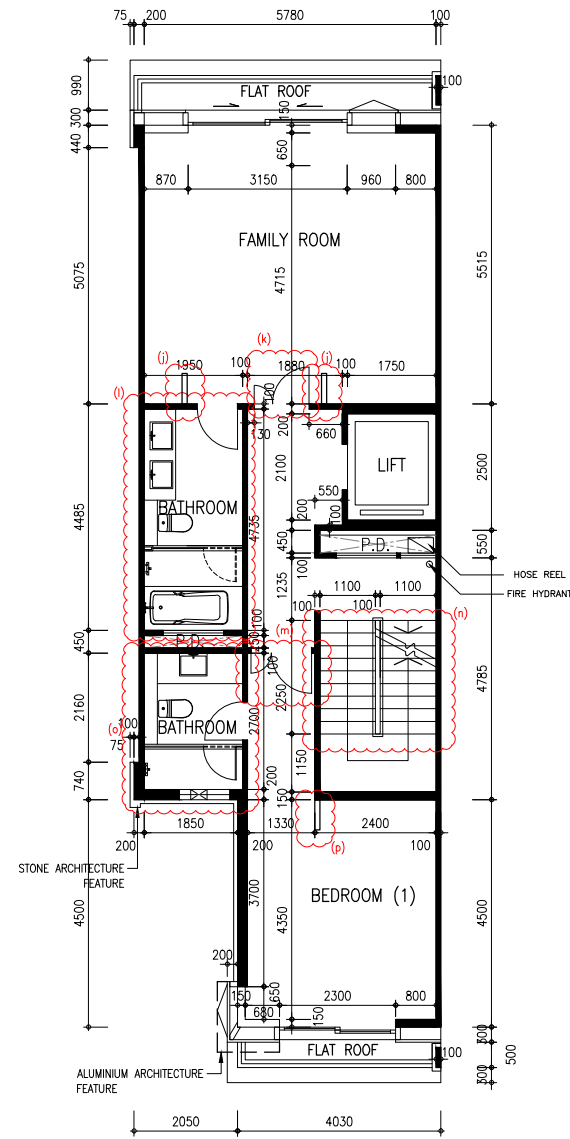
發展項目的住宅物業的樓面平面圖

LATEST FLOOR PLAN

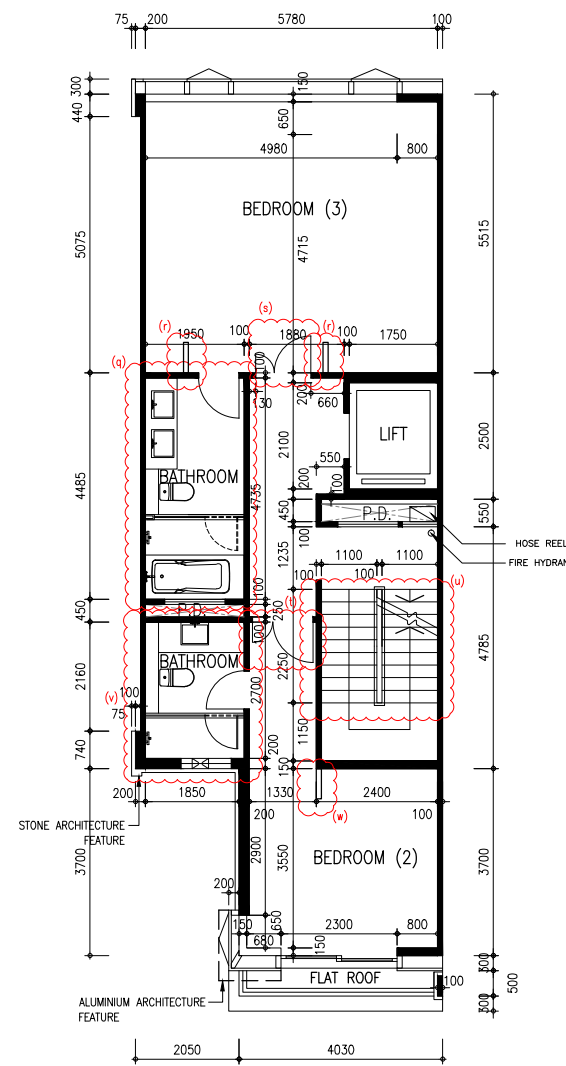
現狀樓面平面圖

HOUSE 10

10 號洋房



FIRST FLOOR PLAN
一樓平面圖



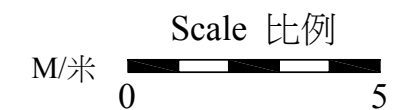
SECOND FLOOR PLAN
二樓平面圖

House 10 has been altered by way of exempted works under the Buildings Ordinance after completion of the Development. The approximate locations of the alterations are indicated on the latest floor plans and the details of the alterations are set out below (the below numberings refer to the marked alterations on the plan):

- j. Erection of closet partition
- k. Erection of new door
- l. Erection of new basin and relocation of closet, bathtub and shower
- m. Erection of new door
- n. Removal of balustrade and erection of new glass balustrade
- o. Removal of bathtub and erection of shower, relocation of water closet and basin
- p. Erection of closet partition
- q. Erection of new basin and relocation of closet, bathtub and shower
- r. Erection of closet partition
- s. Erection of new door
- t. Erection of new door
- u. Removal of balustrade and erection of new glass balustrade
- v. Removal of bathtub and erection of shower, relocation of water closet and basin
- w. Erection of closet partition

10 號洋房在發展項目落成後進行獲《建築物條例》豁免的工程。該等改動的位置於現狀樓面平面圖中標出。該等改動列出如下(下文編號對應圖中改動編號):

- j. 豎立新衣櫃側板
- k. 豎立新門
- l. 安裝新面盆，改動坐廁、浴缸及淋浴位置
- m. 豎立新門
- n. 移除欄杆，豎立新玻璃欄杆
- o. 移除浴缸，安裝淋浴，改動坐廁及面盆位置
- p. 豎立新衣櫃側板
- q. 安裝新面盆，改動坐廁、浴缸及淋浴位置
- r. 豎立新衣櫃側板
- s. 豎立新門
- t. 豎立新門
- u. 移除欄杆，豎立新玻璃欄杆
- v. 移除浴缸，安裝淋浴，改動坐廁及面盆位置
- w. 豎立新衣櫃側板



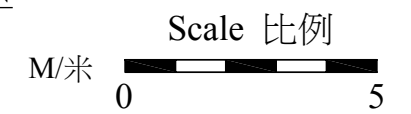
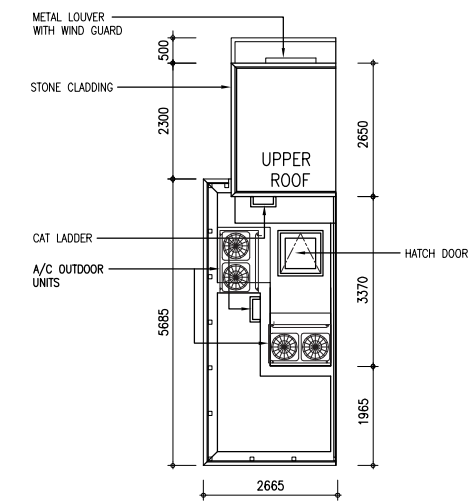
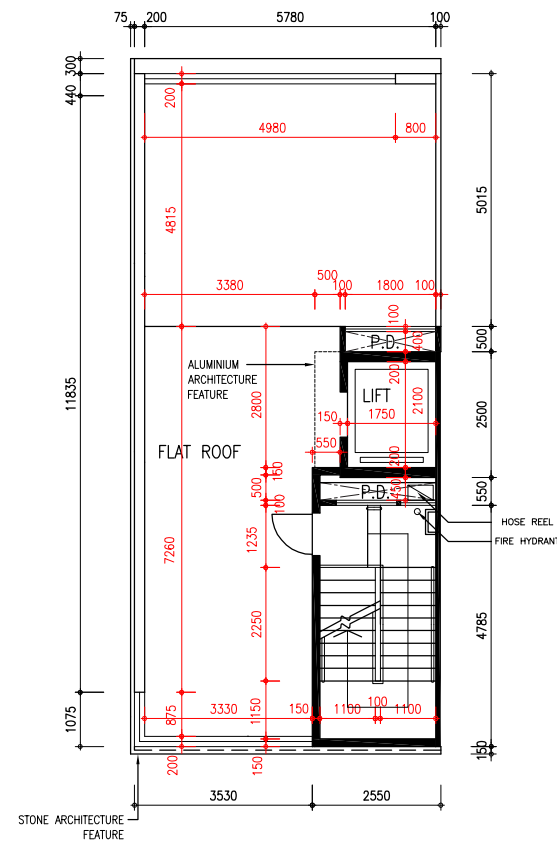
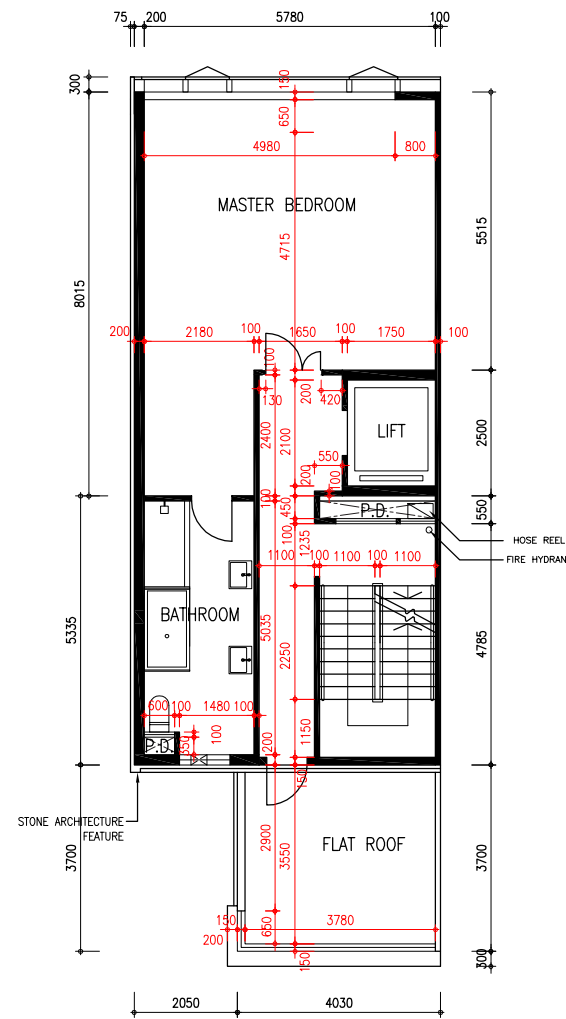
Note 備註:

- Please refer to page 16 of this sales brochure for legend of the terms and abbreviations shown on the floor plans above.
以上平面圖所示之名稱及簡稱請參閱售樓說明書第16頁。

11 | FLOOR PLANS OF RESIDENTIAL PROPERTIES IN THE DEVELOPMENT

發展項目的住宅物業的樓面平面圖

HOUSE 10 10 號洋房



Note 備註:

- Please refer to page 16 of this sales brochure for legend of the terms and abbreviations shown on the floor plans above.
以上平面圖所示之名稱及簡稱請參閱售樓說明書第16頁。

11 | FLOOR PLANS OF RESIDENTIAL PROPERTIES IN THE DEVELOPMENT

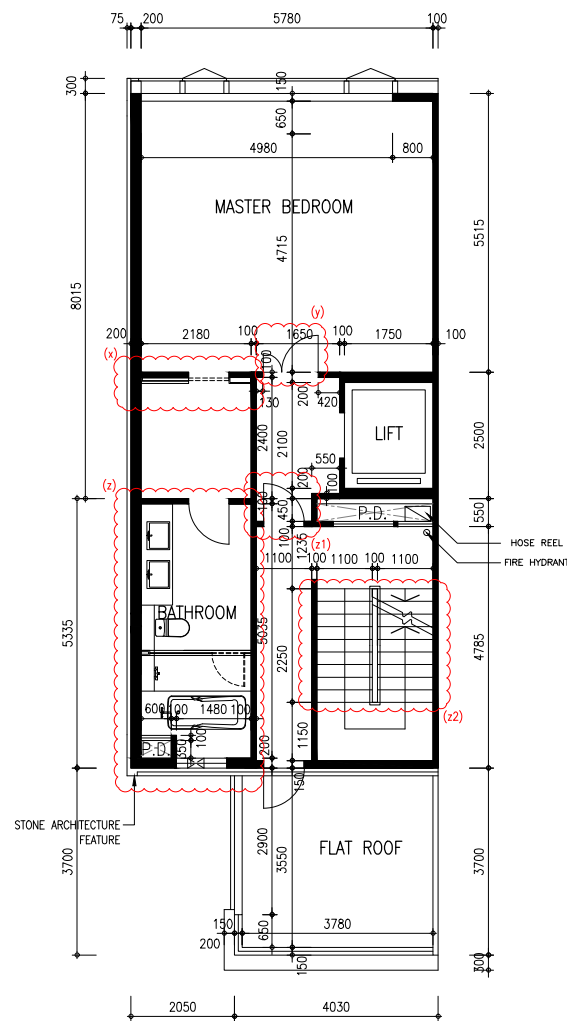
發展項目的住宅物業的樓面平面圖

LATEST FLOOR PLAN

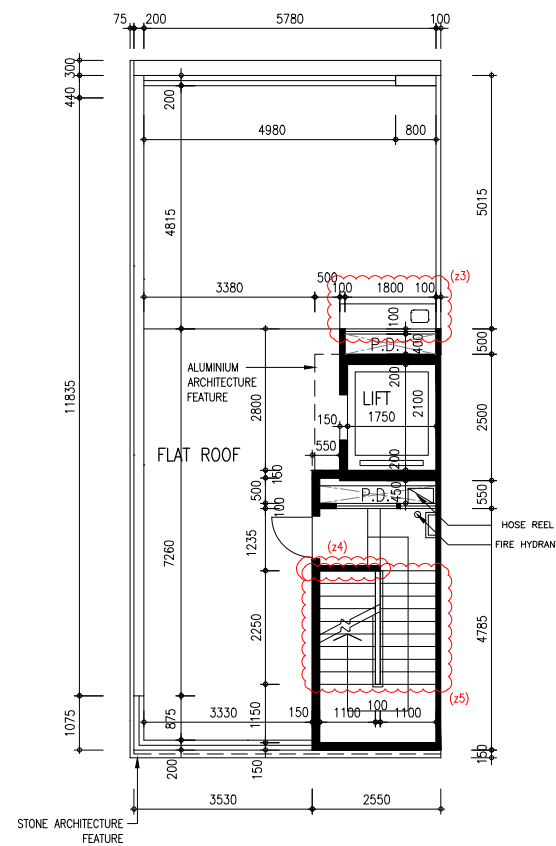
現狀樓面平面圖

HOUSE 10

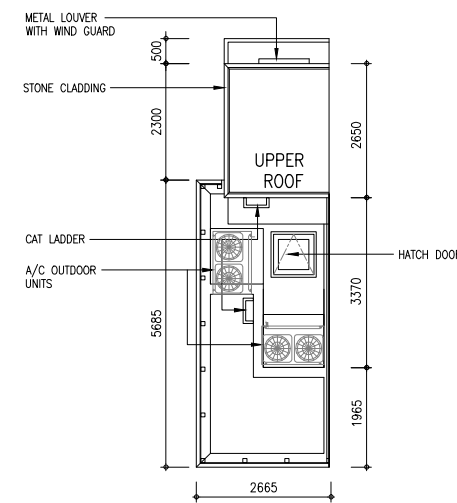
10號洋房



THIRD FLOOR PLAN
三樓平面圖



ROOF FLOOR PLAN
天台平面圖



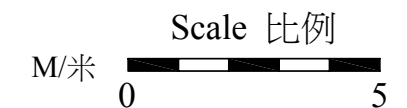
UPPER ROOF FLOOR PLAN
上層天台平面圖

House 10 has been altered by way of exempted works under the Buildings Ordinance after completion of the Development. The approximate locations of the alterations are indicated on the latest floor plans and the details of the alterations are set out below (the below numberings refer to the marked alterations on the plan):

- x. Erection of new non-structural partition and sliding door
- y. Erection of new door
- z. Relocation of water closet, basin and bathtub
- z1. Erection of new door
- z2. Removal of balustrade and erection of new glass balustrade
- z3. Erection of new sink
- z4. Removal of balustrade and erection of new wall
- z5. Removal of balustrade and erection of new glass balustrade

10號洋房在發展項目落成後進行獲《建築物條例》豁免的工程。該等改動的位置於現狀樓面平面圖中標出。該等改動列出如下(下文編號對應圖中改動編號):

- x. 豎立新非結構分隔牆和新趟門
- y. 豎立新門
- z. 改動坐廁、面盆及浴缸位置
- z1. 豎立新門
- z2. 移除欄杆，豎立新玻璃欄杆
- z3. 安裝新洗滌盤
- z4. 移除欄杆及豎立新牆
- z5. 移除欄杆，豎立新玻璃欄杆



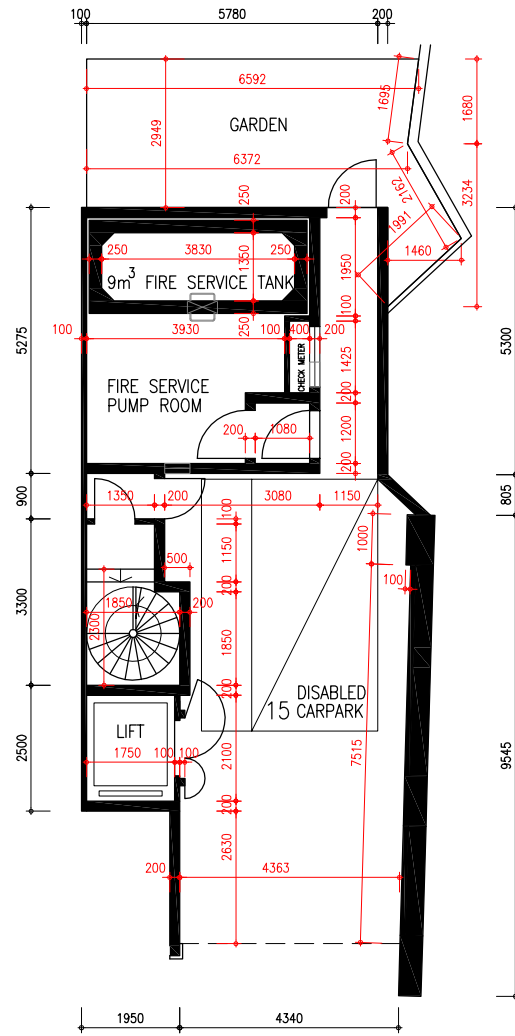
Note 備註:

- Please refer to page 16 of this sales brochure for legend of the terms and abbreviations shown on the floor plans above.
以上平面圖所示之名稱及簡稱請參閱售樓說明書第16頁。

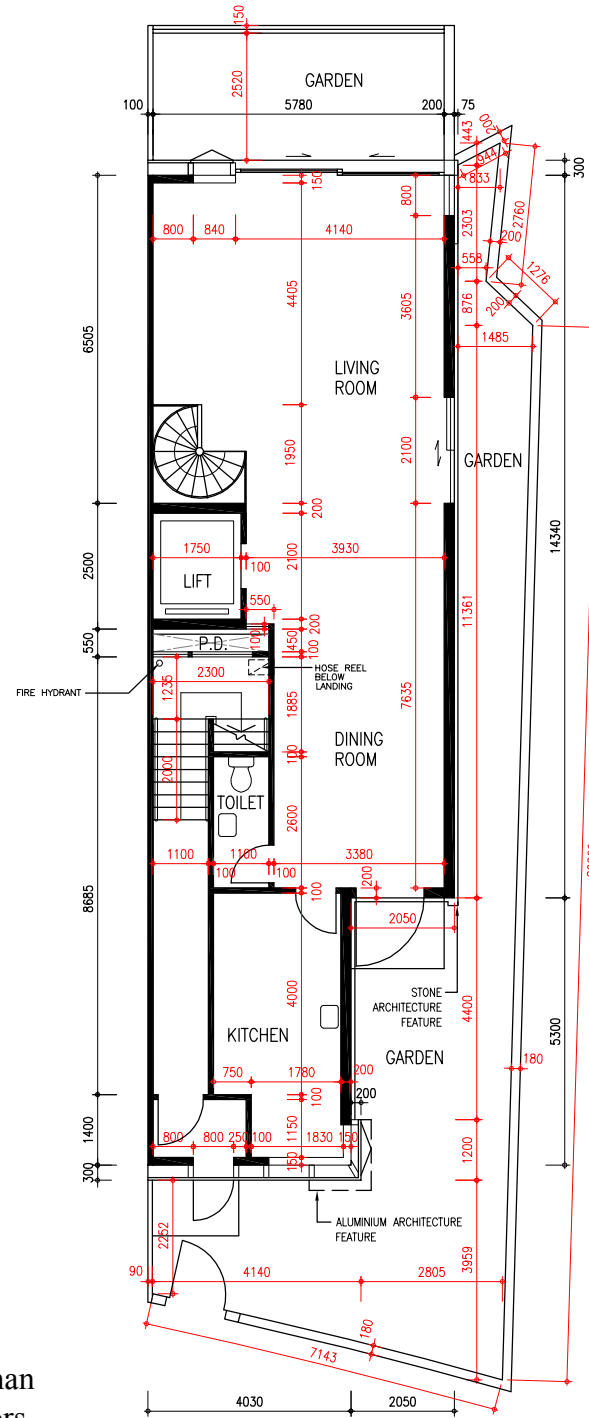
11 FLOOR PLANS OF RESIDENTIAL PROPERTIES IN THE DEVELOPMENT

發展項目的住宅物業的樓面平面圖

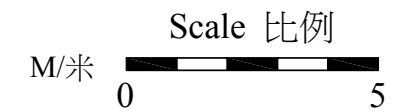
HOUSE 11 11 號洋房



BASEMENT FLOOR PLAN
地庫平面圖



GROUND FLOOR PLAN
地下平面圖



Floor 樓層	Thickness of Floor Slabs (Excluding Plaster) of House 11 (mm) 11 號洋房的樓板 (不包括灰泥) 的厚度 (毫米)	Floor-to-Floor Height of House 11 (m) 11 號洋房層與層之間的高度 (米)
Basement 地庫	170, 200	4.95
G/F 地下	125, 150, 170, 175, 250	4.5
1/F 一樓	125, 150, 170, 250	3.5
2/F 二樓	125, 150, 170, 175, 250	3.5
3/F 三樓	125, 150, 170, 175, 250	3.5
Roof 天台	150	2.65
Upper Roof 上層天台	N/A 不適用	N/A 不適用

The internal areas of the residential properties on the upper floors will generally be slightly larger than those on the lower floors because of the reducing thickness of the structural walls on the upper floors. 因住宅物業的較高樓層的結構牆的厚度遞減，較高樓層的內部面積，一般比較低樓層的內部面積稍大。

Note 備註:

- Please refer to page 16 of this sales brochure for legend of the terms and abbreviations shown on the floor plans above. 以上平面圖所示之名稱及簡稱請參閱售樓說明書第16頁。

11 | FLOOR PLANS OF RESIDENTIAL PROPERTIES IN THE DEVELOPMENT

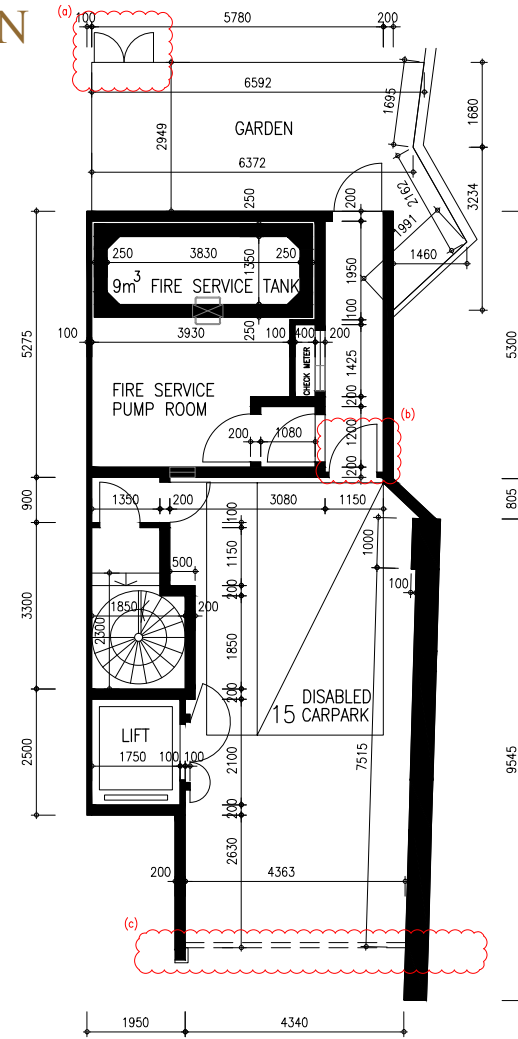
發展項目的住宅物業的樓面平面圖

LATEST FLOOR PLAN

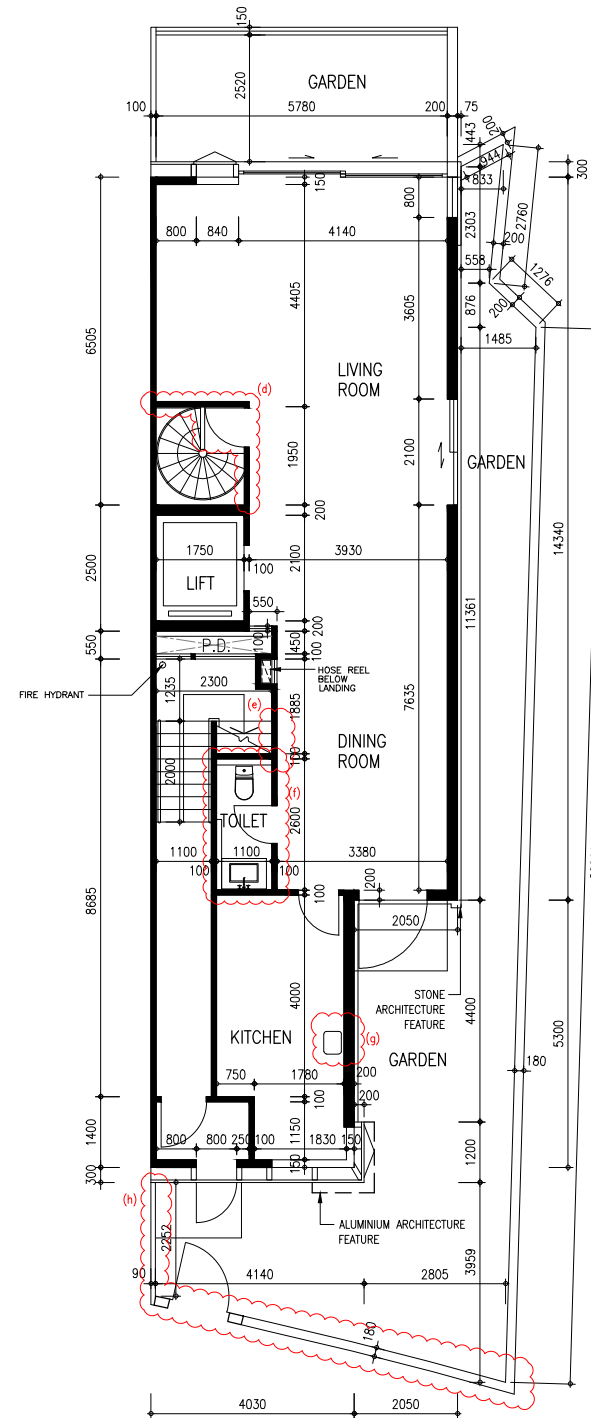
現狀樓面平面圖

HOUSE 11

11 號洋房



BASEMENT FLOOR PLAN
地庫平面圖



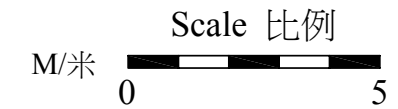
GROUND FLOOR PLAN
地下平面圖

House 11 has been altered by way of exempted works under the Buildings Ordinance after completion of the Development. The approximate locations of the alterations are indicated on the latest floor plans and the details of the alterations are set out below (the below numberings refer to the marked alterations on the plan):

- a. Erection of new gate
- b. Erection of new door
- c. Installation of new roller shutter
- d. Erection of new non-structural partition and door
- e. Removal of railing
- f. Relocation of water closet, basin and door
- g. Relocation of sink
- h. Erection of new fence

11 號洋房在發展項目落成後進行獲《建築物條例》豁免的工程。該等改動的位置於現狀樓面平面圖中標出。該等改動列出如下(下文編號對應圖中改動編號):

- a. 豎立新閘
- b. 豎立新門
- c. 安裝新捲閘
- d. 豎立非結構分隔牆和新門
- e. 移除扶手
- f. 改動坐廁、面盆及門位置
- g. 改動洗滌盤位置
- h. 豎立新欄杆



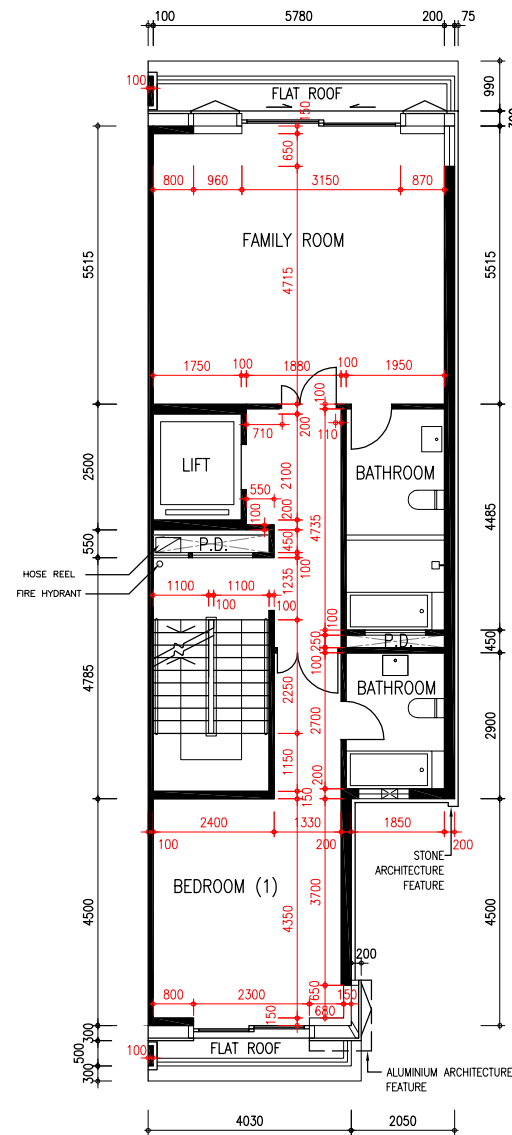
Note 備註:

- Please refer to page 16 of this sales brochure for legend of the terms and abbreviations shown on the floor plans above.
以上平面圖所示之名稱及簡稱請參閱售樓說明書第16頁。

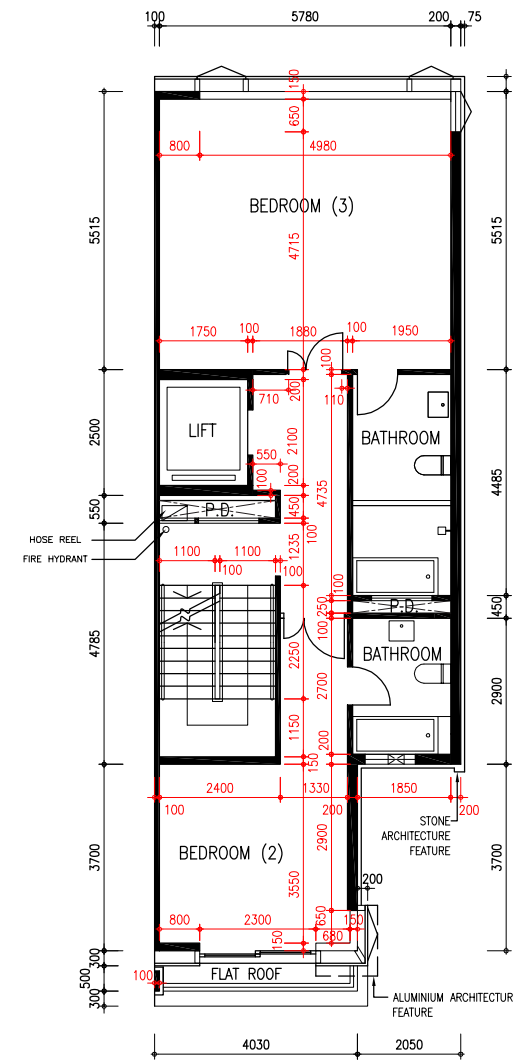
11 | FLOOR PLANS OF RESIDENTIAL PROPERTIES IN THE DEVELOPMENT

發展項目的住宅物業的樓面平面圖

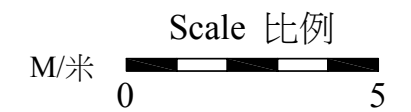
HOUSE 11 11 號洋房



FIRST FLOOR PLAN
一樓平面圖



SECOND FLOOR PLAN
二樓平面圖



Note 備註:

- Please refer to page 16 of this sales brochure for legend of the terms and abbreviations shown on the floor plans above.
以上平面圖所示之名稱及簡稱請參閱售樓說明書第16頁。

11 | FLOOR PLANS OF RESIDENTIAL PROPERTIES IN THE DEVELOPMENT

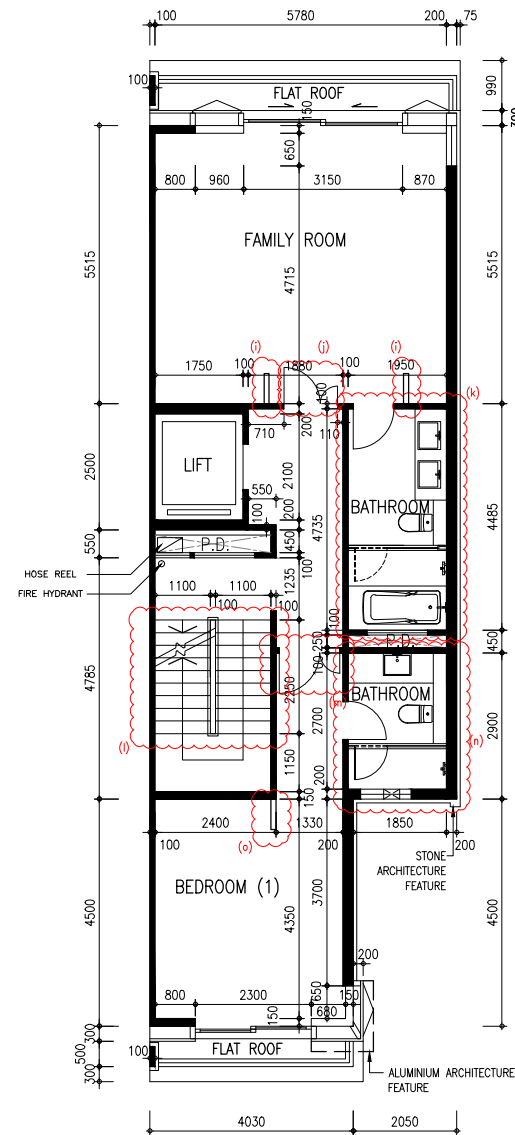
發展項目的住宅物業的樓面平面圖

LATEST FLOOR PLAN

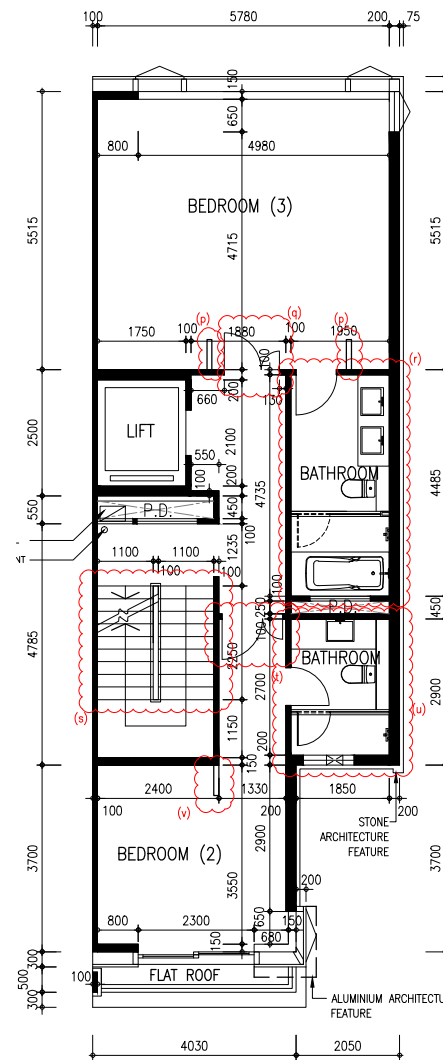
現狀樓面平面圖

HOUSE 11

11 號洋房



FIRST FLOOR PLAN
一樓平面圖



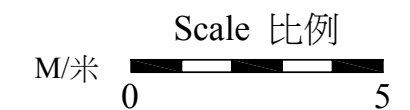
SECOND FLOOR PLAN
二樓平面圖

House 11 has been altered by way of exempted works under the Buildings Ordinance after completion of the Development. The approximate locations of the alterations are indicated on the latest floor plans and the details of the alterations are set out below (the below numberings refer to the marked alterations on the plan):

- i. Erection of closet partition
- j. Erection of new door
- k. Erection of new basin and relocation of closet, bathtub and shower
- l. Removal of balustrade and erection of new glass balustrade
- m. Erection of new door
- n. Removal of bathtub and erection of new shower, relocation of water closet and basin
- o. Erection of closet partition
- p. Erection of closet partition
- q. Erection of new door
- r. Erection of new basin and relocation of closet, bathtub and shower
- s. Removal of balustrade and erection of new glass balustrade
- t. Erection of new door
- u. Removal of bathtub and erection of new shower, relocation of water closet and basin
- v. Erection of closet partition

11 號洋房在發展項目落成後進行獲《建築物條例》豁免的工程。該等改動的位置於現狀樓面平面圖中標出。該等改動列出如下(下文編號對應圖中改動編號):

- i. 豎立新衣櫃側板
- j. 豎立新門
- k. 安裝新面盆，改動坐廁、浴缸及淋浴位置
- l. 移除欄杆，豎立新玻璃欄杆
- m. 豎立新門
- n. 移除浴缸，安裝淋浴，改動坐廁及面盆位置
- o. 豎立新衣櫃側板
- p. 豎立新衣櫃側板
- q. 豎立新門
- r. 安裝新面盆，改動坐廁、浴缸及淋浴位置
- s. 移除欄杆，豎立新玻璃欄杆
- t. 豎立新門
- u. 移除浴缸，安裝淋浴，改動坐廁及面盆位置
- v. 豎立新衣櫃側板



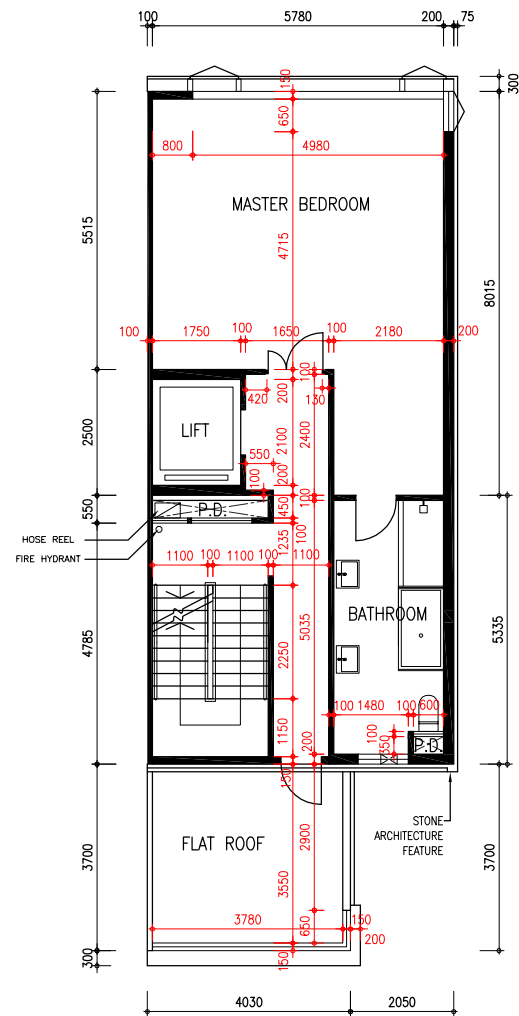
Note 備註:

- Please refer to page 16 of this sales brochure for legend of the terms and abbreviations shown on the floor plans above.
以上平面圖所示之名稱及簡稱請參閱售樓說明書第16頁。

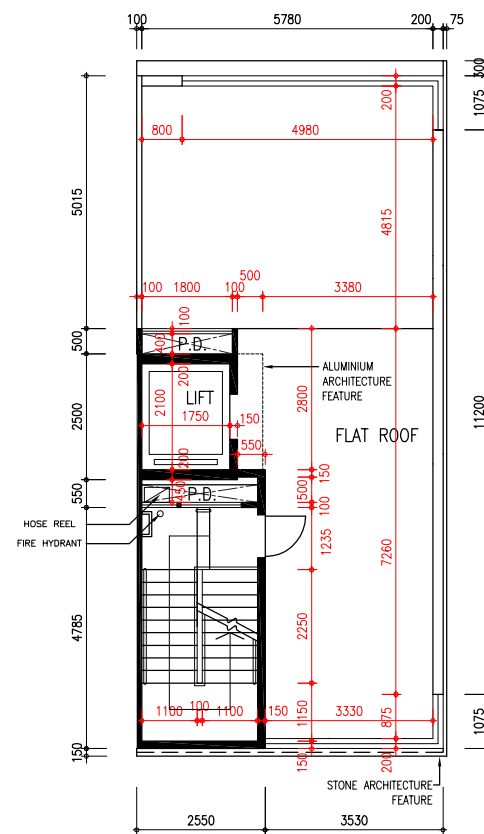
11 | FLOOR PLANS OF RESIDENTIAL PROPERTIES IN THE DEVELOPMENT

發展項目的住宅物業的樓面平面圖

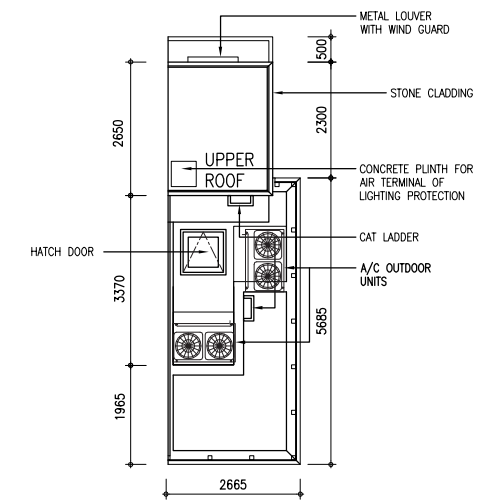
HOUSE 11 11 號洋房



THIRD FLOOR PLAN
三樓平面圖



ROOF FLOOR PLAN
天台平面圖



UPPER ROOF FLOOR PLAN
上層天台平面圖



Note 備註:

- Please refer to page 16 of this sales brochure for legend of the terms and abbreviations shown on the floor plans above.
以上平面圖所示之名稱及簡稱請參閱售樓說明書第16頁。

11 | FLOOR PLANS OF RESIDENTIAL PROPERTIES IN THE DEVELOPMENT

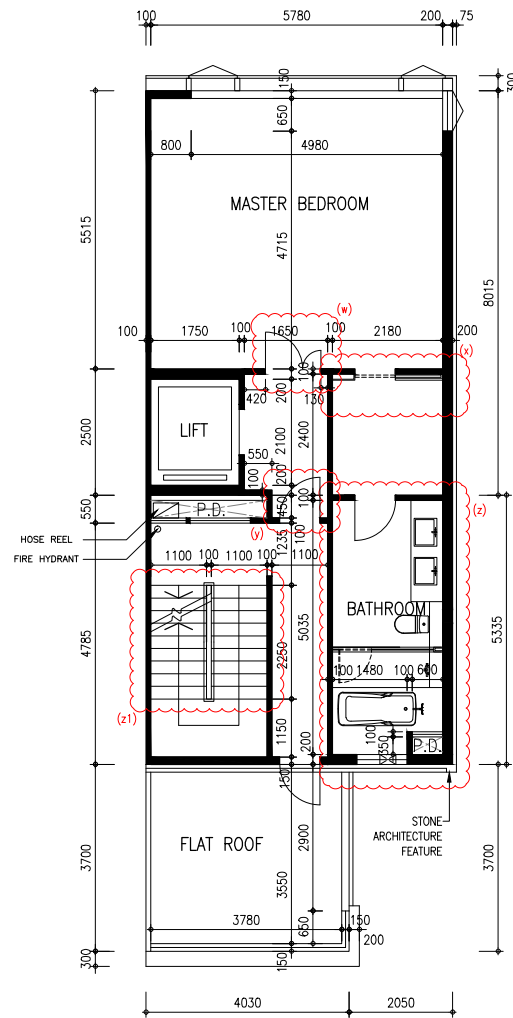
發展項目的住宅物業的樓面平面圖

LATEST FLOOR PLAN

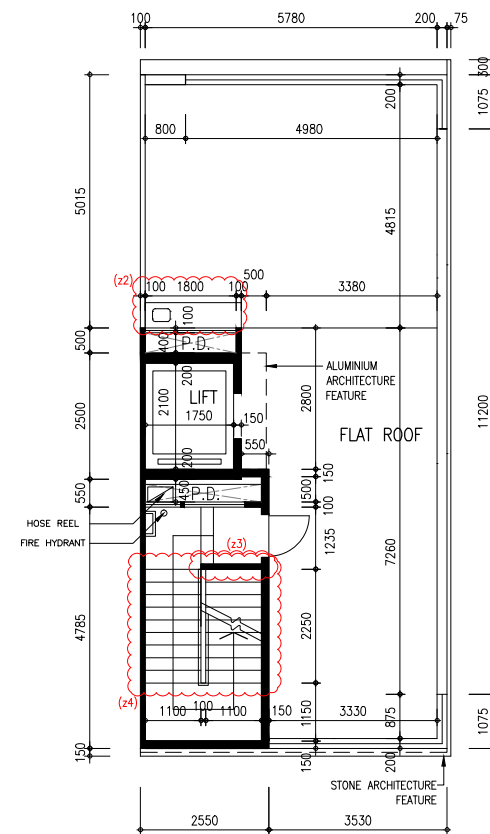
現狀樓面平面圖

HOUSE 11

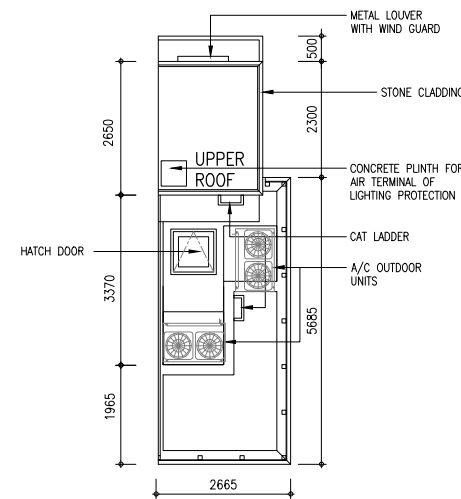
11 號洋房



THIRD FLOOR PLAN
三樓平面圖



ROOF FLOOR PLAN
天台平面圖



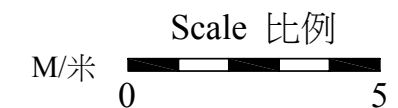
UPPER ROOF FLOOR PLAN
上層天台平面圖

House 11 has been altered by way of exempted works under the Buildings Ordinance after completion of the Development. The approximate locations of the alterations are indicated on the latest floor plans and the details of the alterations are set out below (the below numberings refer to the marked alterations on the plan):

- w. Erection of new door
- x. Erection of new non-structural partition and sliding door
- y. Erection of new door
- z. Relocation of water closet, basin and bathtub
- z1. Remove of balustrade and erection of new glass balustrade
- z2. Erection of new sink
- z3. Removal of balustrade and erection of new wall
- z4. Removal of balustrade and erection of new glass balustrade

11 號洋房在發展項目落成後進行獲《建築物條例》豁免的工程。該等改動的位置於現狀樓面平面圖中標出。該等改動列出如下 (下文編號對應圖中改動編號):

- w. 豎立新門
- x. 豎立非結構分隔牆和新趟門
- y. 豎立新門
- z. 安裝坐廁、面盆及浴缸位置
- z1. 移除欄杆，豎立新玻璃欄杆
- z2. 安裝新洗滌盤
- z3. 移除欄杆及豎立新牆
- z4. 移除欄杆，豎立新玻璃欄杆



Note 備註:

- Please refer to page 16 of this sales brochure for legend of the terms and abbreviations shown on the floor plans above. 以上平面圖所示之名稱及簡稱請參閱售樓說明書第16頁。

12 | AREA OF RESIDENTIAL PROPERTIES IN THE DEVELOPMENT

發展項目中的住宅物業的面積

Description of Residential Property 物業的描述	Saleable Area (Including balcony, utility platform and verandah, if any) sq. metre (sq. ft.) 實用面積 (包括露台、工作平台及陽台, 如有) 平方米 (平方呎)	Area of Other Specified Items (Not included in the Saleable Area) sq. metre (sq. ft.) 其他指明項目的面積 (不計算入實用面積) 平方米 (平方呎)									
		Air-conditioning Plant Room 空調機房	Bay Window 窗台	Cockloft 閣樓	Flat Roof 平台	Garden 花園	Parking Space 停車位	Roof 天台	Stairhood 梯屋	Terrace 前庭	Yard 庭院
1	401.464 (4,321) Balcony 露台: - Utility Platform 工作平台: -	N/A 不適用	N/A 不適用	N/A 不適用	100.378 (1,080)	68.924 (742)	70.609 (760)	12.290 (132)	8.000 (86)	N/A 不適用	N/A 不適用
2	371.300 (3,997) Balcony 露台: - Utility Platform 工作平台: -	N/A 不適用	N/A 不適用	N/A 不適用	91.604 (986)	56.233 (605)	71.378 (768)	12.113 (130)	8.000 (86)	N/A 不適用	N/A 不適用
3	370.796 (3,991) Balcony 露台: - Utility Platform 工作平台: -	N/A 不適用	N/A 不適用	N/A 不適用	91.604 (986)	43.159 (465)	69.583 (749)	12.290 (132)	8.000 (86)	N/A 不適用	N/A 不適用
5	370.040 (3,983) Balcony 露台: - Utility Platform 工作平台: -	N/A 不適用	N/A 不適用	N/A 不適用	91.604 (986)	62.481 (673)	71.067 (765)	11.923 (128)	8.000 (86)	N/A 不適用	N/A 不適用
6	373.021 (4,015) Balcony 露台: - Utility Platform 工作平台: -	N/A 不適用	N/A 不適用	N/A 不適用	91.604 (986)	63.975 (689)	69.583 (749)	12.290 (132)	8.000 (86)	N/A 不適用	N/A 不適用
7	302.166 (3,253) Balcony 露台: - Utility Platform 工作平台: -	N/A 不適用	N/A 不適用	N/A 不適用	72.161 (777)	27.685 (298)	44.714 (481)	12.290 (132)	8.000 (86)	N/A 不適用	N/A 不適用
8	304.150 (3,274) Balcony 露台: - Utility Platform 工作平台: -	N/A 不適用	N/A 不適用	N/A 不適用	72.161 (777)	22.456 (242)	41.744 (449)	12.290 (132)	8.000 (86)	N/A 不適用	N/A 不適用
9	304.039 (3,273) Balcony 露台: - Utility Platform 工作平台: -	N/A 不適用	N/A 不適用	N/A 不適用	72.161 (777)	18.970 (204)	44.126 (475)	11.923 (128)	8.000 (86)	N/A 不適用	N/A 不適用
10	407.499 (4,386) Balcony 露台: - Utility Platform 工作平台: -	N/A 不適用	N/A 不適用	N/A 不適用	77.767 (837)	53.846 (580)	44.686 (481)	15.834 (170)	10.661 (115)	N/A 不適用	N/A 不適用
11	410.097 (4,414) Balcony 露台: - Utility Platform 工作平台: -	N/A 不適用	N/A 不適用	N/A 不適用	77.767 (837)	94.607 (1,018)	48.063 (517)	15.834 (170)	10.661 (115)	N/A 不適用	N/A 不適用

1. The saleable area and the floor area of balcony, utility platform and verandah (if any) are calculated in accordance with Section 8 of the Residential Properties (First-hand Sales) Ordinance.
 2. The areas of other specified items (not included in the saleable area) are calculated in accordance with Part 2 of Schedule 2 of the Residential Properties (First-hand Sales) Ordinance.
1. 實用面積、露台、工作平台及陽台 (如有) 之樓面面積是按照《一手住宅物業銷售條例》第8條計算得出的。
2. 其他指明項目的面積 (不包括在實用面積內) 是按照《一手住宅物業銷售條例》附表2第2部計算得出的。

Note 備註:

- The areas as specified in the above table in square feet are converted at a rate of 1 square metre = 10.764 square feet and rounded to the nearest square foot.
- 上述面積表內以平方呎顯示的面積, 均依據1平方米 = 10.764平方呎換算, 並四捨五入至整數。

13 | FLOOR PLANS OF PARKING SPACES IN THE DEVELOPMENT

發展項目的停車位的樓面平面圖



Note 備註:

- Please refer to the Layout Plan of the Development on page 15 for the House Number.
有關洋房編號請參閱第15頁之發展項目布局圖。

13 | FLOOR PLANS OF PARKING SPACES IN THE DEVELOPMENT

發展項目的停車位的樓面平面圖

Locations, Numbers, Dimensions and Areas of Parking Spaces in the Development 發展項目中的停車位的位置、數目及停車位的尺寸及面積

House Number 洋房編號	Location 位置	Number 數目	Dimensions of Each Parking Space (L x W)(m) 每個停車位之尺寸(長 x 闊)(米)	Area of Each Parking Space (sq. m.) 每個停車位之面積(平方米)	Area of Carport (Including parking space(s) therein) sq.m. (sq.ft.) 車庫面積(包括車庫範圍內的 停車位)平方米(平方呎)
1	Basement 地庫	2	5 x 2.5	12.5	70.609 (760)
2	Basement 地庫	2	5 x 2.5	12.5	71.378 (768)
3	Basement 地庫	2	5 x 2.5	12.5	69.583 (749)
5	Basement 地庫	2	5 x 2.5	12.5	71.067 (765)
6	Basement 地庫	2	5 x 2.5	12.5	69.583 (749)
7	Basement 地庫	1	5 x 2.5	12.5	44.714 (481)
8	Basement 地庫	1	5 x 2.5	12.5	41.744 (449)
9	Basement 地庫	1	5 x 2.5	12.5	44.126 (475)
10	Basement 地庫	1	5 x 3.5	17.5	44.686 (481)
11	Basement 地庫	1	5 x 3.5	17.5	48.063 (517)

Type of Parking Space 停車位類別	Location 位置	Number 數目	Dimensions of Each Parking Space (L x W)(m) 每個停車位之尺寸(長 x 闊)(米)	Area of Each Parking Space (sq. m.) 每個停車位之面積(平方米)	Area of Carport sq.m. (sq.ft.) 車庫面積 平方米(平方呎)
Motorcycle Parking Space 電單車停車位	Basement 地庫	2	2.4 x 1	2.4	不適用

Note 備註:

- Areas in square feet are converted at a rate of 1 square metre to 10.764 square feet and rounded to the nearest square foot.
以平方呎顯示之面積均依據1平方米=10.764平方呎換算，並四捨五入至整數。

14 | SUMMARY OF PRELIMINARY AGREEMENT FOR SALE AND PURCHASE

臨時買賣合約的摘要

1. On the signing of a preliminary agreement for sale and purchase of a residential unit, a preliminary deposit of 5% of the purchase price is payable by the purchaser.
 2. The preliminary deposit paid by the purchaser on the signing of that preliminary agreement will be held by a firm of solicitors acting for the owner, as stakeholders.
 3. If the purchaser fails to execute the agreement for sale and purchase of the residential unit within 5 working days after the date on which the purchaser enters into that preliminary agreement,
 - (i) that preliminary agreement is terminated;
 - (ii) the preliminary deposit is forfeited; and
 - (iii) the owner does not have any further claim against the purchaser for the failure to execute the agreement for sale and purchase.
1. 當簽署住宅單位的臨時買賣合約時，買方須支付款額為售價的5%的臨時訂金。
 2. 買方在簽署該臨時合約時支付的臨時訂金，會由代表擁有人行事的律師事務所以保證金保存人的身分持有。
 3. 如買方沒有於訂立該臨時合約的日期之後5個工作日內簽立該住宅單位的買賣合約，
 - (i) 該臨時合約即告終止；
 - (ii) 有關的臨時訂金即予沒收；及
 - (iii) 擁有人不得就買方沒有簽立買賣合約而針對買方提出進一步申索。

15 | SUMMARY OF DEED OF MUTUAL COVENANT

公契的摘要

The common parts of the Development

- > The “Common Areas and Facilities” of the Estate means and includes
- the “Estate Common Areas and Facilities”,
 - the “Residential Common Areas and Facilities”,
 - such other parts, areas, devices and facilities in or on or within the Lot and the Estate intended for the common use and benefit of the Owners of the Houses or all the Owners (as the case may be) of the Estate or any part or parts thereof in accordance with the DMC and any other areas, mechanical systems, devices, facilities, fixtures, fittings, machinery, apparatus, installations and backup emergency systems (if any) from time to time installed or provided for the common use and benefit of the Owners of the Houses or all the Owners (as the case may be) of the Estate or any part or parts thereof in accordance with the DMC; and
 - where applicable, such areas within the meaning of “common parts” as defined in the Building Management Ordinance (Cap.344) within the Lot and the Estate (save and except such part(s) as specifically included in a Unit assigned)
- BUT EXCLUDING such areas within the Estate the exclusive right and privilege to hold, use, occupy and enjoy the same belongs to any particular Owner and such facilities within the Estate serving only any particular Owner. Such Common Areas and Facilities (if capable of being shown on plans) are shown coloured yellow, yellow hatched black, yellow stippled black, red, brown, pink, orange, grey and indigo on the plans certified as to their accuracy by the Authorized Person and annexed to the DMC;
- “Unit” shall have the same meaning as “flat” under the Building Management Ordinance (Cap.344) and means any House or Motor Cycle Parking Space, the exclusive use enjoyment and possession of which has been or is intended to be assigned to an Owner, and to which the Undivided Shares in the Lot and the Estate shall have been allocated, and “Units” shall be construed accordingly;
 - “House” means each of ten (10) terraced houses with gardens (only part of the garden on the Basement Floor only of each of the House 2, the House 10 and the House 11 falls within the Non-building Area) and entrance gates as more particularly set out in the First Schedule to the DMC constructed on the Lot for private residential use, the exclusive use enjoyment and possession of which has been or is intended to be assigned to an Owner, and each of them including 1 or 2 car parking spaces (each of the House 1, the House 2, the House 3, the House 5 and the House 6 includes 2 car parking spaces, each of the House 7, the House 8 and the House 9 includes a car parking space and each of the House 10 and the House 11 includes a car parking space for use by disabled persons provided pursuant to Special Condition No.(17)(b)(i) (I) of the Conditions), a lift, a flat roof or flat roofs, an upper roof, a stairhood, a rooftop, plant rooms, pipe ducts, fence walls, parapet walls, glass balustrades and external walls (but excluding the fence walls, the parapet walls, the glass balustrades and the external walls which form part of the Common Areas and Facilities) and for the House 10 and the House 11 only, each of them also including a 9 cubic metres fire service tank and a fire service pump room, to which the Undivided Shares in the Lot and the Estate shall have been allocated and “Houses” shall be construed accordingly;

- “Motor Cycle Parking Space” means any of the parking spaces numbered M1 and M2 at the Basement Floor provided for the parking of motor cycles licensed under the Road Traffic Ordinance (Cap.374), any regulations made thereunder and any amending legislation and belonging to the residents of the Estate and their bona fide guests, visitors or invitees pursuant to Special Condition No.(17)(c)(i) of the Conditions and as shown in the car park layout plan or amended car park layout plan approved by the Director of Lands, and to which the Undivided Shares have been or will be allocated as more particularly set out in the First Schedule to the DMC, and “Motor Cycle Parking Spaces” shall be construed accordingly;
- > The “Estate Common Areas and Facilities” of the Estate means and includes
- the Non-building Area (except such parts thereof forming part of the respective gardens of the House 2, the House 10 and the House 11), the Waterworks Reserve, the Works and Installations (except those forming part of the Units and those that are outside the boundaries of the Lot), the Vertical Greening, the management office of the Estate, areas for the installation or use of aerial broadcast distribution or telecommunications network facilities (except the fire service pump rooms and the fire service tanks forming part of the House 10 and the House 11),
 - such of the ramps, sprinkler water tank and pump rooms below car ramps, fire services inlet, sprinkler inlets, fire services control room, fire services control panel, town gas cabinet, lift panel room, protected smoke lobby, potable water and flushing water pump room, reinforced concrete fence walls, metal fence walls, meter board, main switch room, low voltage switchboard, high voltage switchgear, transformer room, refuse storage and material recovery chamber, 105 cubic metres sprinkler water tank, 36 cubic metres fire services tank, drain pit, passage access, master water check meter room (for Water Services Department), fire services water tank, sprinkler tank, fire services tank, drainage pump, drainage pump pit room, sprinkler pump set, sprinkler pump room and fire services pump room, water meter room (for the Units), cleansing pump room, switch room for electric vehicles, electrical meter room, fire service inlet, hose reel, telecommunications and broadcasting equipment room, driveways, steps, staircases, channels, open and covered landscape areas (including all landscaped areas required to be designated as common areas pursuant to Special Condition No.(9)(e) of the Conditions), tree nurseries, footpaths, berms, planters, external walls (except those forming part of the Houses and the Residential Common Areas and Facilities), parapet walls (except those forming part of the Houses), glass balustrades (except those forming part of the Houses), fence walls (except those forming part of the Houses), boundary walls (except those forming part of the Slopes and Retaining Walls), cable tray, electrical cable ducts, electrical pillar boxes and such other parts, areas, devices and facilities in or on or within the Lot and the Estate intended for the common use and benefit of the Owners and occupiers of the Estate and their bona fide guests, visitors or invitees in accordance with the DMC,
 - such of the drains, gutters, channels, water courses, pipes, ducts, pumps, telephone ducts, sewers, water intakes and mains, sanitary fittings, wires, cables, conduits, electrical installations, fittings, equipment and apparatus and other services and facilities whether ducted or otherwise which are

or at any time may be in under or over or passing through the Lot through which fresh or salt water, sewage, gas, electricity, telecommunication facilities and other services are supplied to or removed from the Estate, lighting facilities, lamp posts and other lighting installation, fire prevention and fighting equipment and apparatus, security systems and installations, equipment and apparatus and any other areas, mechanical systems, devices, facilities, fixtures, fittings, machinery, apparatus, installations and backup emergency systems (if any) from time to time installed or provided for the common use and benefit of the Estate in accordance with the DMC,

BUT EXCLUDING the Residential Common Areas and Facilities and such areas within the Estate the exclusive right and privilege to hold, use, occupy and enjoy the same belongs to any particular Owner and such facilities within the Estate serving only any particular Owner. Such Estate Common Areas and Facilities (if capable of being shown on plans) are shown coloured yellow, yellow hatched black, yellow stippled black, red, brown, pink, orange and grey on the plans certified as to their accuracy by the Authorized Person and annexed to the DMC;

- the “Non-building Area” means such area shown coloured pink hatched black on the plan annexed to the Conditions referred to in Special Condition No.(26) of the Conditions and (if and where capable of being shown on plans) as shown and marked by a red line on the plans certified as to their accuracy by the Authorized Person and annexed to the DMC;
- “Waterworks Reserve” means such areas within the Lot (if capable of being shown on a plan) as shown coloured yellow hatched black on the plan certified as to its accuracy by the Authorized Person and attached to the DMC;
- “Works and Installations” means all major works and installations in the Estate or for the benefit of the Estate which will require regular maintenance on a recurrent basis and from time to time revised or issued in accordance with the provisions of the DMC, the maintenance of which is the liability of the Owners under the provisions of the Conditions or the DMC; they are:
 - ≥ structural elements;
 - ≥ external wall finishes and roofing materials;
 - ≥ fire safety elements;
 - ≥ the Slopes and Retaining Walls;
 - ≥ plumbing system;
 - ≥ the drainage system;
 - ≥ fire services installations and equipment;
 - ≥ electrical wiring system;
 - ≥ gas supply system;
 - ≥ window installations;
 - ≥ security system;
 - ≥ telecommunication and broadcasting system; and
 - ≥ landscape and associated irrigation system
- “Slopes and Retaining Walls” means such slopes, retaining walls, slope treatment works, boundary walls and/or other structures (if any) within or outside the Lot (if capable of being shown on a plan) as shown coloured red, brown, pink, orange and grey on the plan certified as to its accuracy by the Authorized Person and attached to the DMC the maintenance of which is the liability of the Owners under the provisions of the Conditions or the DMC;

15 | SUMMARY OF DEED OF MUTUAL COVENANT

公契的摘要

- “Vertical Greening” means the vertical greening within the Lot intended for the common use and benefit of the Owners and occupiers of the Estate and their bona fide guests, visitors or invitees in accordance with the DMC and such vertical greening (if capable of being shown on plans) is shown coloured yellow stippled black on the plans certified as to their accuracy by the Authorized Person and annexed to the DMC;

> The “Residential Common Areas and Facilities” means and includes such of the staircases, accessory areas, circulation passages, external walls (excluding those forming part of the Houses and the Estate Common Areas and Facilities) and any other facilities, fixtures, fittings, machinery, apparatus and installations from time to time installed or provided in the Estate intended for common use and benefit of the Owners and occupiers of the Houses and their bona fide guests, visitors or invitees in accordance with the DMC and such other areas within the Lot and such other systems, devices and facilities within the Estate as are now or from time to time designated by the First Owner for the common use and benefit of the Houses in accordance with the DMC but EXCLUDING the Estate Common Areas and Facilities and such areas within the Estate the exclusive right and privilege to hold, use, occupy and enjoy which belongs to any particular Owner and such facilities within the Estate serving only any particular Owner. Such Residential Common Areas and Facilities (if and where capable of being shown on plans) are shown coloured indigo on the plans certified as to their accuracy by the Authorized Person and annexed to the DMC;

The number of undivided shares assigned to each residential property in the Development

House No.*	No. of the Undivided Shares
House 1	1,754 / 15,897
House 2	1,624 / 15,897
House 3	1,617 / 15,897
House 5	1,623 / 15,897
House 6	1,635 / 15,897
House 7	1,347 / 15,897
House 8	1,315 / 15,897
House 9	1,310 / 15,897
House 10	1,768 / 15,897
House 11	1,802 / 15,897

* There is no designation of House 4.

The term of years for which the manager of the Development is appointed

> China Overseas Property Services Limited will be appointed as the Manager for an initial term of two (2) years from the date of the DMC subject to the provisions of the Building Management Ordinance (Cap.344). The appointment of the Manager shall continue until terminated according to the provisions of the DMC.

The basis on which the management expenses are shared among the owners of the residential properties in the Development

> The management expenditure payable by the Owners during any period of 12 months adopted by the Manager as the financial year and the first financial year is based on the total proposed expenditure during that year as specified by the Manager.

> Each Owner shall pay in advance on the first day of each calendar month in respect of his Unit(s) 1/12th of a fraction of the total amount assessed under the first part of the annual budget, such fraction being the number of the Management Shares allocated to his Unit(s) over the total number of the Management Shares allocated to all Units as shown in the Table below. Such first part of the annual budget shall cover all expenditure which in the reasonable opinion of the Manager (whose decision shall be conclusive save for manifest error) is to be expended for the benefit of all the Owners as essential or required for the proper management, cleansing, security and maintenance of the Lot, the Estate and the Common Areas and Facilities (but excluding the Residential Common Areas and Facilities).

> The Owner of each House shall in addition pay in advance on the first day of each calendar month 1/12th of a fraction of the expenditure assessed under the second part of the annual budget, such fraction being the number of the Management Shares allocated to his House over the total number of the Management Shares allocated to all the Houses as shown in the Table below. Such second part of the annual budget shall cover all expenditure which in the reasonable opinion of the Manager (whose decision shall be conclusive save for manifest error) is to be expended for the benefit of all the Owners of the Houses only or specifically referable to the Houses including in such part the expenditure for the operation, maintenance, repair and replacement of the Residential Common Areas and Facilities and such proportionate part of the general expenditure for cost of security forces, control, cleansing, lighting, removal and disposal of rubbish therefrom as the Manager shall consider fair and reasonable.

House No.*	No. of the Management Shares
House 1	1,754
House 2	1,624
House 3	1,617
House 5	1,623
House 6	1,635
House 7	1,347
House 8	1,315
House 9	1,310
House 10	1,768
House 11	1,802
Motor Cycle Parking Spaces Nos. M1 and M2 (2 in total each having 1 Management Share)	2
Total:	15,797

* There is no designation of House 4

The basis on which the management fee deposit is fixed

> The amount of the management fee deposit is a sum equal to three (3) months’ monthly management expenditure.

The area (if any) in the Development retained by the owner for that owner’s own use

> Not applicable

Note :

1. The words, “Lot”, “Estate”, “Conditions” and “First Owner” referred to in this section respectively mean the “land”, “Development”, “land grant” and “Vendor” in other sections.

15 | SUMMARY OF DEED OF MUTUAL COVENANT

公契的摘要

發展項目的公用部份

➢ 屋苑的「公用地方與設施」指及包括：

- 「屋苑公用地方與設施」、
- 「住宅公用地方與設施」、
- 按照公契在該地段及該屋苑內或之上擬供該屋苑或其任何部份的洋房的業主或所有業主（視屬何情況而定）共同使用和受益的其他部份、地方、設備及設施，及不時按照公契的規定而安裝或提供予洋房業主或屋苑所有業主（視屬何情況而定）共同使用和受益的其他地方、機械系統、設備、設施、固定附着物、裝置、機械、器具、裝置及後備緊急系統（如有）；及
- 如情況適用，《建築物管理條例》（第344章）界定的位於在該地段及該屋苑內的「公用地方」（但特別包括在轉讓的單位內的部分除外）。

但不包括屋苑內由個別「業主」擁有獨有和專有權持有、使用、佔用與享用的地方及該屋苑內只由某業主專用的設施；該公用地方及設施（如可在圖則上顯示）於公契所夾附的由認可人士核證其準確性之圖則上以黃色、黃色加黑斜線、黃色加黑點、紅色、棕色、粉紅色、橙色、灰色和靛青色顯示；

- 「單位」的意思與《建築物管理條例》（第344章）中的「單位」相同，及指已轉讓或擬轉讓予業主獨有使用、享用及佔用、並已獲分配該地段及該屋苑的不分割份數的任何洋房或電單車停車位；「單位」須據此解釋；
- 「洋房」指詳列於公契的附表一內及興建在該地段上作為私人住宅、並已轉讓或擬轉讓予業主的獨有使用、享用及佔用的10間排列連接式的洋房，各自連花園（僅2號洋房、10號洋房及11號洋房的地庫樓層的部份花園屬於非建築用地範圍內）及門口大閘；及每間洋房包括一或兩個停車位（1號洋房、2號洋房、3號洋房、5號洋房及6號洋房各自包括兩個停車位，7號洋房、8號洋房及9號洋房各自包括一個停車位，10號洋房及11號洋房各自包括一個根據批地書特別條款第(17)(b)(i)(I)條提供的傷健人士停車位）、電梯、平台、上層天台、梯屋、屋頂、機房、管道、圍牆、護牆、玻璃欄杆和外牆（但不包括構成「公用地方與設施」一部份的圍牆、護牆、玻璃欄杆及外牆）；及就10號洋房和11號洋房而言，各自還包括9立方米的消防水箱和消防泵房；該等洋房已獲分配該地段及該屋苑的不分割份數；「洋房」須據此解釋；
- 「電單車停車位」指任何位於地庫樓層編號M1及M2的、並根據批地書特別條款第(17)(c)(i)條提供停泊屬於該屋苑之住戶及其真正客人、訪客或被邀者按道路交通條例（第374章）、其規例及任何已修改的法例下登記之電單車、並於地政總署署長批准的停車場佈局圖或修正停車場佈局圖上顯示、且已獲分配或將獲分配不分割份數並詳列於公契的附表一內的停車位；「電單車停車位」須據此解釋；

➢ 該屋苑的「屋苑公用地方與設施」指及包括

- 非建築用地（部份屬於2號洋房、10號洋房及11號洋房的花園除外）、水務專用範圍、工程及裝置（屬於單位及位於該地段範圍以外的除外）、垂直綠化、屋苑的管理處、裝置或使用天線廣播分配系統或電訊網絡設施的地方（屬於10號洋房及11號洋房的消防泵房和消防水箱除外），
- 斜路、汽車斜路下面的灑水水箱和水泵房、消防入水口、灑水入水口、消防控制室、消防控制面板、煤氣櫃、升降板房、防煙大堂、食水和沖洗水泵房、鋼筋混凝土圍牆、金屬圍牆、儀表板、總掣房、低壓開關櫃、高壓開關裝置、變壓器室、垃圾儲存及物料回收房、105立方米灑水水箱、36立方米消防水箱、排水坑、行人通道、總水檢查電錶房（供水務署）、消防水箱、自動灑水水箱、消防水箱、排水泵、排水泵坑房、灑水泵組、灑水

泵房和消防泵房、水錶室（供單位）、清洗水泵房、電動汽車掣房、電錶房、消防入水口、消防喉轆、電訊及廣播設備房、車道、台階、樓梯、溝渠、露天及有蓋園景空間(包括所有根據批地書特別條款第(9)(e)所要求指定為公用地方的園景空間)、苗圃、行人路、護坡道、花槽、外牆（屬於洋房及住宅公用地方與設施的部分除外）、護牆（屬於洋房的部分除外）、玻璃欄杆（屬於洋房的部分除外）、圍牆（屬於洋房的部分除外）、邊界牆（屬於斜坡及護土牆的部分除外）、電纜托架、電纜管道、電錶箱及按照本公契規定擬供該屋苑的所有業主及佔用人及其真正客人、訪客或被邀者共同使用及受益的在該地段及該屋苑內或之上的其他部份、地方、裝置及設施，

- 不時按照本公契規定設置或提供予該屋苑共同使用及受益的排水渠、雨水渠、溝渠、水道、喉管、導管、水泵、電話線管、污水管、入水口及總水管、衛生設備、電線、電纜、管道、電力安裝、裝置、設備及器具和現時或在任何時間無論是否透過該地段內、之下或上或通過該地段的導管供應或排走該屋苑的淡或鹹水、污水、氣體、電力、電訊設施及其他服務的其他服務及設施、照明設施、燈柱及其他照明裝置、防火及滅火器材及設備、保安系統及裝置、器材及設備和任何其他地方、機械系統、器材、設施、固定附着物、裝置、機械、器具、裝置及後備緊急系統（如有的話），

但不包括住宅公用地方與設施及某業主在該屋苑內擁有專有權利和特權持有、使用、佔用和享用的地方或該屋苑內只由某業主專用的設施。該屋苑公用地方與設施（如可在圖則上顯示）於本公契夾附由認可人士認證其準確性之圖則上以黃色、黃色加黑色斜線、黃色加黑色點、紅色、棕色、粉紅色、橙色及灰色顯示。

- 「非建築用地」指批地書特別條款第(26)條提述的並於批地書夾附的圖則上以粉紅色加黑色斜線顯示，及(如可在圖則上顯示)於公契夾附由認可人士認證其準確性之圖則上以紅色線顯示的地方；
- 「水務專用範圍」指於該地段內(如可在圖則上顯示)於公契夾附由認可人士認證其準確性之圖則上以黃色加黑色斜線顯示的地方；
- 「工程及裝置」指該屋苑內或該屋苑受益及需要經常性定期維修的、並按公契條文不時作出修訂或發出的、且按批地書或公契的條文規定由業主負責維修的所有重大工程及裝置；項目有:-
 - ≥ 結構元件；
 - ≥ 外牆潤飾及天花物料；
 - ≥ 消防安全設施元件；
 - ≥ 斜坡及護土牆；
 - ≥ 水管系統；
 - ≥ 排水系統；
 - ≥ 消防裝置及設備；
 - ≥ 電線系統；
 - ≥ 氣體供應系統；
 - ≥ 窗戶安裝；
 - ≥ 保安系統；
 - ≥ 電訊及廣播系統；及
 - ≥ 園藝及相關的灌溉系統
- 「斜坡及護土牆」指在該地段之內或外（如可在圖則上顯示）於公契夾附由認可人士認證其準確性之圖則上以紅色、棕色、粉紅色、橙色及灰色顯示、且按批地書或公契的條文規定由業主負責維修的所有斜坡、護土牆、斜坡整理工程、邊界牆及/或其他構築物（如有）；
- 「垂直綠化」指按照公契規定在該地段內擬供該屋苑的所有業主及佔用人及其真正客人、訪客或被邀者共同使用及受益的垂直綠化；而該垂直綠化（如可在圖則上顯示）於公契夾附由認可人士認證其準確性之圖則上以黃色加黑色點顯示；

- 「住宅公用地方與設施」指及包括根據公契不時在屋苑中安裝或提供予洋房業主及佔有人及其真正客人、訪客或被邀者共同使用及受益的的樓梯、通道區域、循環通路、外牆（屬於洋房及屋苑公用地方與設施的部分除外）及任何其他設施、固定附着物、裝置、機械、器具及安裝，及第一業主根據公契現在或不時地指定給予洋房共同使用與享用位於該地段內的其他區域及該屋苑內的其他系統、設備和設施，但不包括屋苑公用地方與設施及某業主在該屋苑內擁有專有權利和特權持有、使用、佔用和享用的地方或該屋苑內只由某業主專用的設施。該住宅公用地方與設施（如可在圖則上顯示）於公契夾附由認可人士認證其準確性之圖則上以靛青色顯示；

分配予發展項目中的每個住宅物業的不分割份數的數目

洋房編號*	不分割份數數目
1號洋房	1,754 / 15,897
2號洋房	1,624 / 15,897
3號洋房	1,617 / 15,897
5號洋房	1,623 / 15,897
6號洋房	1,635 / 15,897
7號洋房	1,347 / 15,897
8號洋房	1,315 / 15,897
9號洋房	1,310 / 15,897
10號洋房	1,768 / 15,897
11號洋房	1,802 / 15,897

* 不設4號洋房

有關發展項目的管理人的委任年期

- 在不抵觸《建築物管理條例》（第344章）的情況下，中國海外物業服務有限公司將獲委任為管理人，首次任期由公契日期起計2年，管理人的任命持續直至根據公契條文終止為止。

管理開支按甚麼基準在發展項目中的住宅物業的擁有人之間分擔

- 業主於任何由管理人採納為財政年度的12個月期間內及首個財政年度內須支付的管理支出，是基於由管理人訂定的該年度的總建議支出而計算得出。
- 每名業主須就其單位在每公曆月的第一天預付在年度預算中的第一部分的評定總額中一部份的1/12，該部份是以下文列表顯示的分配給其單位的管理分數的數目對分配給所有單位的管理份數的總數的比例計算。該年度預算的第一部分應包含以管理人的合理意見（除有明顯的錯誤外，其決定為最終的）認為是為了所有業主的利益，並適當管理、清潔、保安及保養該地段、該屋苑和公用地方與設施（但不包括住宅公用地方與設施）而耗用的所有的重要或必須的開支。
- 此外，每間洋房的業主須在每公曆月的第一天預付在年度預算第二部分的評定總額中一部份的1/12，該部份是以下文列表顯示的分配給其洋房管理分數的數目對分配給所有洋房的管理份數的總數的比例計算。該年度預算的第二部分應包含以管理人的合理意見（除有明顯的錯誤外，其決定為最終的）認為是只為了所有洋房業主的利益或特別歸入洋房而耗用的所有開支，其中的開支包括涉及住宅公用地方與設施的營運、保養、維修及更換及保安、管理、清潔、照明、移除及棄置住宅公用地方與設施的垃圾的一般性開支中管理人視為公平及合理的有關份額。

15 | SUMMARY OF DEED OF MUTUAL COVENANT 公契的摘要

洋房編號*	管理份數的數量
1號洋房	1,754
2號洋房	1,624
3號洋房	1,617
5號洋房	1,623
6號洋房	1,635
7號洋房	1,347
8號洋房	1,315
9號洋房	1,310
10號洋房	1,768
11號洋房	1,802
電單車停車位M1和M2 (各有1管理份數，合共2)	2
合共：	15,797

* 不設4號洋房

計算管理費按金的基準

> 管理費按金相等於一筆三個月的按月管理開支的款項。

擁有人在發展項目中保留作自用的範圍 (如有的話)

> 不適用

附註：

1. 本環節提述的言詞：「該地段」、「該屋苑」、「批地書」及「第一業主」，分別指在其他環節的「該土地」、「該發展項目」、「批地文件」及「賣方」。

16 | SUMMARY OF LAND GRANT

批地文件的摘要

The lot number of the land on which the Development is situated

- > New Kowloon Inland Lot No. 6498

The term of years under the lease

- > 50 years commencing from the 12th May 2011

The user restrictions applicable to that land

- > The lot or any part thereof or any building or part of any building erected or to be erected thereon shall not be used for any purpose other than for private residential purposes
- > The recreational facilities and facilities ancillary thereto, if provided within the lot and exempted from the gross floor area and site coverage calculations, shall only be used by the residents of the residential block or blocks erected or to be erected on the lot and their bona fide visitors and by no other person or persons
- > Watchmen's and/or caretakers' office accommodation, if provided within the lot, shall not be used for any purpose other than office accommodation for watchmen or caretakers or both, who are wholly and necessarily employed on the lot
- > Watchmen's and/or caretakers' quarters, if provided within the lot, shall not be used for any purpose other than the residential accommodation of watchmen or caretakers or both, who are wholly and necessarily employed within the lot
- > One office for the use of the Owners' Corporation or the Owners' Committee, if provided within the lot, shall not be used for any purpose other than for meetings and administrative work of the Owners' Corporation or Owners' Committee formed or to be formed in respect of the lot and the buildings erected or to be erected thereon
- > Residential parking spaces provided within the lot shall not be used for any purpose other than for the parking of motor vehicles licensed under the Road Traffic Ordinance, any regulations made thereunder and any amending legislation, and belonging to the residents of the residential units in the building or buildings erected or to be erected on the lot and their bona fide guests, visitors or invitees, and in particular shall not be used for the storage, display or exhibiting of motor vehicles for sale or otherwise or for the provision of car cleaning and beauty services
- > Visitors' parking spaces provided within the lot shall not be used for any purpose other than for the parking of motor vehicles licensed under the Road Traffic Ordinance, any regulations made thereunder and any amending legislation, and belonging to the bona fide guests, visitors or invitees of the residents of the building or buildings erected or to be erected on the lot, and in particular shall not be used for the storage, display or exhibiting of motor vehicles for sale or otherwise or for the provision of car cleaning and beauty services
- > Disabled persons' parking spaces provided within the lot shall not be used for any purpose other than for the parking of motor vehicles by disabled persons as defined in the Road Traffic Ordinance, any regulations made thereunder and any amending legislation, and belonging to the residents of the building or buildings erected or to be erected on the lot and their bona fide guests, visitors or invitees, and in particular shall not be used for the storage, display or exhibiting of motor vehicles for sale or otherwise or for the provision of car cleaning and beauty services

- > Motor cycle parking spaces provided within the lot shall not be used for any purpose other than for the parking of motor cycles licensed under the Road Traffic Ordinance, any regulations made thereunder and any amending legislation, and belonging to the residents of the building or buildings erected or to be erected on the lot and their bona fide guests, visitors or invitees, and in particular shall not be used for the storage, display or exhibiting of motor vehicles for sale or otherwise or for the provision of car cleaning and beauty services
- > Loading and unloading parking spaces provided within the lot shall not be used for any purpose other than for the loading and unloading of goods vehicles in connection with the building or buildings erected or to be erected on the lot
- > No grave or columbarium shall be erected or made on the lot, nor shall any human remains or animal remains whether in earthenware jars, cinerary urns or otherwise be interred therein or deposited thereon

The facilities that are required to be constructed and provided for the Government, or for public use

The Grantee's obligations to lay, form or landscape any areas, or to construct or maintain any structures or facilities, within or outside that land

The lease conditions that are onerous to a purchaser

- > The Purchaser shall throughout the tenancy maintain all buildings erected or to be erected in accordance with the approved design and disposition and any approved building plans without variation or modification thereto, and in accordance with the land grant in good and substantial repair and condition
- > The Purchaser shall replace any demolished building or any part thereof either by sound and substantial building or buildings of the same type and of no less gross floor area or by building or buildings of such type and value as shall be approved by the Director
- > If any private streets, roads and lanes which are required to be formed, are required to be surrendered to the Government, the surfacing, kerbing, drainage (both foul and storm water sewers), channelling and road lighting thereof shall be carried out by the Government at the expense of the Purchaser and thereafter they shall be maintained at public expense; if they remain part of the area to be leased, they shall be lighted, surfaced, kerbed, drained, channelled and maintained by and at the expense of Purchaser in all respects to the satisfaction of the Director. The Purchaser shall bear the capital cost of installation of road lighting
- > The Purchaser shall develop the lot by the erection thereon of a building or buildings complying in all respects with the land grant and all Ordinances, byelaws and regulations relating to building, sanitation and planning which are or may at any time be in force in Hong Kong, such building or buildings to be completed and made fit for occupation on or before the 31/12/2015
- > The total gross floor area of any building or buildings erected or to be erected on the lot shall not be less than 2,050 square metres and shall not exceed 3,417 square metres
- > The total site coverage of any building or buildings erected or to be erected on the lot shall not exceed 40% of the area of the lot
- > No part of any building or other structure erected or to be erected on the lot together with any addition or fitting (if any) to such building or structure may in the aggregate exceed a height of 46 metres above the Hong Kong Principal Datum, provided that (i) with the prior written approval of the Director, machine rooms, air-conditioning units, water tanks, stairhoods and similar roof-top structures may be erected or placed on the roof of the building so as to

- exceed the above height limit; and (ii) the Director at his sole discretion may in calculating the height of a building or structure exclude any structure or floor space referred to in Special Condition No.(35)(b)(i)(II) of the land grant
- > Except with the prior written approval of the Director, any building or group of buildings erected or to be erected on the lot shall not have any projected façade length of 60 metres or more
- > The Purchaser shall at his own expense maintain the exempted recreational facilities and facilities ancillary thereto erected, constructed or provided within the lot in good and substantial repair and condition and shall operate them to the satisfaction of the Director
- > The Purchaser shall at his own costs and expenses keep and maintain all trees growing on the lot at the date of the land grant and all trees planted, transplanted or replanted on the lot during the term of the land grant in a safe, clean, neat, tidy and healthy condition to the satisfaction of the Director
- > The Purchaser shall preserve and shall not fell, remove, or interfere with or cause, permit or suffer to be fell, removed, or interfered with any of the trees shown and marked T1, T2, T3, T4, T5, T6, T7, T8 and T9 on the plan annexed to the land grant (the "Specified Trees") provided that where the transplanting or trimming hereinafter mentioned is considered necessary by the Director, and where the Purchaser has obtained the prior written consent of the Director, the Purchaser may, in accordance with such conditions as the Director may at his absolute discretion impose:
 - (i) transplant any of the trees shown and marked T1 and T2 on the plan annexed to the land grant within the lot; and
 - (ii) trim any of the Specified Trees
- > Apart from the Specified Trees to which Special Condition No.(8)(b) of the land grant is applicable, no tree growing on the lot or adjacent thereto at any time during the term of the land grant shall be removed or interfered with without the prior written consent of the Director who may, in granting consent, impose such conditions as to transplanting, compensatory landscaping or replanting as he may deem appropriate
- > The Purchaser shall at his own expense submit to the Director for his approval a landscape plan indicating the location, disposition and layout of the landscaping works to be provided within the lot in compliance with the requirements stipulated in Special Condition No.(9)(b) of the land grant
- > Special Condition No.(9)(b) of the land grant provides that (i) not less than 20% of the area of the lot shall be planted with trees, shrubs or other plants, (ii) not less than 50% of the said 20% (the "Greenery Area") shall be provided at such location or level as may be determined by the Director at his sole discretion so that the Greenery Area shall be visible to pedestrians or accessible by any person or persons entering the lot – this requirement shall not apply if the lot is developed for use as a single family residence; (iii) the decision of the Director as to which landscaping works proposed by the Purchaser constitutes the said 20% shall be final and binding on the Purchaser; and (iv) the Director at his sole discretion may accept other non-planting features proposed by the Purchaser as an alternative to planting trees, shrubs or other plants
- > The Purchaser shall at his own expense landscape the lot in accordance with the approved landscape plan in all respects to the satisfaction of the Director, and no amendment, variation, alteration, modification or substitution of the approved landscape plan shall be made without the prior written consent of the Director. The Purchaser shall thereafter at his own expense maintain and keep the landscaped works in a safe, clean, neat, tidy, and healthy condition all to the satisfaction of the Director
- > The area or areas landscaped in accordance with Special Condition No.(9) of the land grant shall be designated as and form part of the Common Areas referred

to in Special Condition No.(14)(a)(v) of the land grant – this requirement shall not apply if the lot is developed for use as a single family residence

- > Residential parking spaces shall be provided within the lot to the satisfaction of the Director at a rate to be calculated by reference to the respective size of the residential units erected or to be erected on the lot as set out in the land grant unless the Director consents to a different rate or a different number of the residential parking spaces; each of the residential parking spaces shall measure 2.5 metres in width and 5.0 metres in length with a minimum headroom of 2.4 metres
- > Visitors' parking spaces shall be provided within the lot to the satisfaction of the Director at a rate to be calculated by reference to the number of residential units provided in any block of residential units as set out in the land grant; each of the visitors' parking spaces shall measure 2.5 metres in width and 5.0 metres in length with a minimum headroom of 2.4 metres
- > Disabled persons' parking spaces shall be reserved and designated out of the residential parking spaces and visitors' parking spaces at a rate as set out in the land grant or at such other rates as may be approved by the Director; each of the disabled persons' parking spaces shall measure 3.5 metres in width and 5.0 metres in length with a minimum headroom of 2.4 metres
- > Motor cycle parking spaces shall be provided within the lot to the satisfaction of the Director at a rate of 10% of the total number of the residential parking spaces and the visitors' parking spaces unless the Director consents to another rate; each of the motor cycle parking spaces shall measure 1.0 metre in width and 2.4 metres in length with a minimum headroom of 2.4 metres or such other minimum headroom as may be approved by the Director
- > Spaces shall be provided within the lot to the satisfaction of the Director for the loading and unloading of goods vehicles at a rate of 1 space for every 800 residential units or part thereof in the building or buildings erected or to be erected on the lot or at such other rates as may be approved by the Director subject to a minimum of 1 loading and unloading space for each block of residential units erected or to be erected on the lot, such loading and unloading space to be located adjacent to or within each block of residential units; for the purpose of this provision, detached, semi-detached and terraced houses which are intended for use as single family residences shall not be regarded as a block of residential units; each of the loading and unloading parking spaces shall measure 3.5 metres in width and 11.0 metres in length with a minimum headroom of 4.7 metres
- > The residential parking spaces and the motor cycle parking spaces shall not be (i) assigned except (a) together with undivided shares in the lot giving the right of exclusive use and possession of a residential unit or units in the building or buildings erected or to be erected on the lot or (b) to a person who is already the owner of undivided shares in the lot with the right of exclusive use and possession of a residential unit or units in the building or buildings erected or to be erected on the lot; or (ii) underlet except to residents of the residential units in the building or buildings erected or to be erected on the lot Provided that in any event not more than three in number of the total of the residential parking spaces and the motor cycle parking spaces shall be assigned to the owner or underlet to the resident of any one residential unit in the building or buildings erected or to be erected on the lot
- > The Purchaser shall maintain the parking, loading and unloading spaces and other areas, including but not restricted to the lifts, landings, and manoeuvring and circulation areas, in accordance with the approved car park layout plan and shall not alter the layout except with the prior written consent of the Director
- > The Purchaser shall bear the costs and expenses (to be determined by the Director whose determination shall be final and binding upon the Purchaser)

for the diversion by the Government of the existing water main (the "Water Main") within the lot (as shown and marked by a blue line on the plan annexed to the land grant to the location as shown and marked by a red line on the said plan or to such other location within or outside the lot at such time as the Government thinks fit; the Director may call upon the Purchaser to carry out and complete such diversion work at the costs and expenses of the Purchaser and in all respects to the satisfaction of the Director

- > The Purchaser shall not at any time during the term of the land grant interfere with the Water Main provided that with the prior written consent of the Director, the Purchaser may at his own costs and expenses divert the Water Main as required by the Director in all respects to the satisfaction of the Director
- > No trees or shrubs (other than the trees and shrubs growing on the lot at the date of the land grant) shall be planted or allowed to be planted, no building or structure or support for any building or structure (other than a part of the existing buildings and structures as referred to in Special Condition No.(2) of the land grant prior to their demolition and removal pursuant to Special Condition No.(2) of the land grant and the boundary walls or the fences as referred to in Special Condition No.(26)(a) of the land grant) shall be erected or constructed or allowed to be erected or constructed and no material of whatsoever nature shall be placed or stored on, over, under, above, below or within the area edged by blue pecked lines, the area edged by red pecked lines and the area edged by both the blue pecked lines and the red pecked lines as respectively shown on the plan annexed to the land grant Provided that these restrictions shall, so far as they apply to and affect the area edged by the blue pecked lines, cease and determined upon the Government giving to the Purchaser notice to the effect that the works for the diversion of the Water Main have been completed in accordance with Special Condition No.(25)(a), (25)(b) or (25)(c) of the land grant
- > The Water Authority, its officers and contractors, its or their workmen and any other persons authorized by it or them with or without tools, equipment, machinery or motor vehicles shall have the right of free and unrestricted ingress, egress and regress to or from the lot or any part thereof for the purposes of: (i) carrying out the works for the diversion of the Water Main; (ii) inspecting, checking and supervising any works to be carried out in compliance with Special Condition No.(25)(b) and Special Condition No.(25)(c); and (iii) inspecting, operating, maintaining, repairing and renewing the Water Main (whether before or after the diversion of the Water Main); they shall have no liability in respect of any loss, damage, nuisance or disturbance whatsoever caused to or suffered by the Purchaser arising out of or incidental to the exercise by it or them of such rights or by reason of the presence of the Water Main (whether before or after the diversion) in the lot at any time during the term of the land grant and no claim for compensation shall be made against any of them by the Purchaser in respect of any such loss, damage, nuisance or disturbance
- > "Non-building area" (shown coloured pink hatched black on the plan annexed to the land grant) – no building or structure or support for any building or structure (other than the boundary walls or fences or both which are erected in accordance with the land grant and the Water Main (whether before or after the diversion) shall be erected or constructed or permitted to be erected or constructed and no material of whatsoever nature shall be placed or stored on, over, under, above, below or within such area
- > The Purchaser shall at his own expense carry out and complete to the satisfaction of the Director such geotechnical investigations and slope treatment works within the Non-building Area as the Director in his absolute discretion may require and shall at all times during the term of the land grant, at

his own expense, maintain the Non-building Area including all slope treatment works therein and thereon, in good and substantial repair and condition to the satisfaction of the Director

- > Where any cutting away, removal or setting back of any land, or any building up or filling in or any slope treatment works of any kind whatsoever within the lot or on any Government land, is required for the purpose of or in connection with the formation, levelling or development of the lot or any part thereof or any other works required to be done by the Purchaser under the land grant or for any other purpose, the Purchaser shall at his own expense carry out and construct such slope treatment works, retaining walls or other support, protection, drainage or ancillary or other works as shall or may then or at any time thereafter be necessary to protect and support such land within the lot and also any adjacent or adjoining Government or leased land and to obviate and prevent any falling away, landslip or subsidence occurring thereafter
- > The Purchaser shall at all times during the term of the land grant maintain at his own expense the said land, slope treatment works, retaining walls or other support, protection, drainage or ancillary or other works in good and substantial repair and condition to the satisfaction of the Director
- > In the event that any falling away, landslip or subsidence occurs as a result of or arising out of any formation, levelling, development or other works done by the Purchaser or owing to any other reason, the Purchaser shall at his own expense reinstate and make good the same to the satisfaction of the Director
- > The Director shall be entitled by notice in writing to call upon the Purchaser to carry out, construct and maintain the said land, slope treatment works, retaining walls, or other support, protection, and drainage or ancillary or other works or to reinstate and make good any falling away, landslip or subsidence
- > The Purchaser shall at his own expense carry out regular maintenance and regular monitoring of any prestressed ground anchors installed throughout their service life to the satisfaction of the Director and shall supply to the Director such reports and information on all such monitoring works as the Director may require
- > The Purchaser shall construct and maintain at his own expense and to the satisfaction of the Director such drains and channels, whether within the boundaries of the lot or on Government land, as the Director may consider necessary to intercept and convey into the nearest stream-course, catchpit, channel or Government storm-water drain all storm-water or rain-water falling or flowing on to the lot
- > The Purchaser shall pay to the Government on demand the cost of connecting any drains and sewers from the lot to the Government storm-water drains and sewers when laid and commissioned; alternatively, the Purchaser may carry out the said connection works at his own expense to the satisfaction of the Director and in such case, the Purchaser shall at his own cost maintain any section of the said connection works which is constructed within the Government land and upon demand hand over the same to the Government for future maintenance thereof at the expense of the Government and the Purchaser shall pay to the Government on demand the cost of the technical audit in respect of the said connection works

Notes:

1. The reference to the "lot" in the land grant in this section means the land on which the Development is situated.
2. The reference to the "Purchaser" in the land grant in this section means Gain Regent Company Limited and where the context in the land grant so admits or requires, includes Gain Regent Company Limited's successors and assigns.
3. The reference to the "Director" in the land grant in this section means the "Director of Lands".

16 | SUMMARY OF LAND GRANT

批地文件的摘要

發展項目所位於的土地的地段編號

- > 新九龍內地段第6498號

有關租契規定的年期

- > 為50年，由2011年5月12日起計

適用於該土地的用途限制

- > 該地段或其任何部分或已經或將會於其上興建的任何建築物或任何建築物的部份只可用作私人住宅用途
- > 該地段的休憩設施及其附屬設施（如在該地段內提供及獲豁免計算建築樓面面積及覆蓋率）只可供已經或將會在該地段上興建的住宅大廈的住戶及其真正客人使用，不得由其他人使用
- > 看更及/或管理員辦公室（如在該地段內提供）只可供完全地及必要地受僱在該地段上的看更或管理員或兩者作辦公室使用
- > 看更及/或管理員宿舍（如在該地段內提供）只可供完全地或必要地受僱在該地段上的看更或管理員或兩者作住宅住所用
- > 供業主立案法團或業主委員會使用的一個辦公室（如在該地段內提供）只可供就該地段及已經或將會在其上興建的建築物成立或將成立的業主立案法團或業主委員會用作會議及行政工作使用
- > 在該地段提供的住宅停車位，只可用於停泊屬於已經或將會在該地段上興建的建築物的住宅單位之住戶及其真正客人、訪客或被邀請者按道路交通條例或其規例或任何已修改的法例下登記之車輛，特別是不得存放、展示或為了銷售或其他目的而展覽車輛或提供車輛清潔及美容服務
- > 在該地段提供的訪客停車位，只可用於停泊屬於已經或將會在該地段上興建的建築物之住戶及其真正客人、訪客或被邀請者按道路交通條例或其規例或任何已修改的法例下登記之車輛，特別是不得存放、展示或為了銷售或其他目的而展覽車輛或提供車輛清潔及美容服務
- > 在該地段提供的傷殘人士停車位，只可用於停泊屬於已經或將會在該地段上興建的建築物之住戶及其真正客人、訪客或被邀請者，並按道路交通條例或其規例或任何已修改的法例下定義之傷殘人士之車輛，特別是不得存放、展示或為了銷售或其他目的而展覽車輛或提供車輛清潔及美容服務
- > 在該地段提供的電單車停車位，只可用於停泊屬於已經或將會在該地段上興建的建築物之住戶及真正客人、訪客或被邀請者按道路交通條例或其規例或任何已修改的法例下登記之電單車，特別是不得存放、展示或為了銷售或其他目的而展覽車輛或提供車輛清潔及美容服務
- > 在該地段提供的上落貨停車位，只供與已經或將會在該地段上興建的建築物有關的上落貨車之用
- > 不得在該地段上建造墓穴或骨灰龕所，亦不得在該地段內埋葬或存放任何不論是放在陶瓷罐、骨灰甕或其他器皿裏的人類遺骸或動物遺骸

按規定須興建並提供予政府或供公眾使用的設施

有關買方在該土地內外鋪設、塑造或作環境美化的任何範圍，或興建或維持任何構築物或設施的責任

對買方造成負擔的租用條件

- > 買方須在整個租賃期內，按照已獲批准的設計及規劃及任何獲批准的建築圖則，在沒有更改或修改的情況下，及按照批地文件的條文，維持所有已建造或將建造的建築物在修葺良好堅固的狀態
- > 買方須以相同類型和不少於原本總建築樓面面積的完好及穩固的建築物，或署長核准的類型和價值的建築物取代任何被拆卸的建築物或其任何部份

- > 如任何須經塑造的私家街、道及巷須交回政府，政府將負責鋪建其路面、邊石、排水設施（污水渠及雨水渠）、管道及照明設施，費用由買方支付；其後的保養費用則由公費支付；如該等私家街、道及巷仍為將予以出租的地方的一部份時，則買方須自費鋪建其照明設施、路面、邊石、排水渠、管道及作出保養，以在各方面達致署長滿意的程度。買方並須負責道路照明設施的安裝費用
- > 買方須興建在各方面符合批地文件及所有在任何時間適用或可能適用於香港及有關建築物、環境衛生及規劃的條例、附例及規例的規定的建築物，以發展該地段。有關建築物須於2015年12月31日或之前建成至適宜佔用
- > 已經或將會在該地段上興建的任何建築物的整體樓面總面積不得少於2,050平方米及不得超過3,417平方米
- > 已經或將會在該地段上興建的任何建築物的總上蓋面積不得超過該地段的面積百分之四十
- > 已經或將會在該地段上興建的任何建築物或其他構築物的任何部份連同任何在該建築物或構築物增添的加建或裝置物（如有）合共不得超過香港主水平基準46米高；惟（i）可在署長的事先書面批准下在建築物的屋頂興建或放置機房、空氣調節機組、水缸、梯屋及類似的屋頂的構築物以超過上述高度限制；及（ii）署長憑其完全酌情決定權可在計算建築物或構築物的高度時豁免批地文件的特別條件第（35）（b）（i）（II）條提述的任何構築物或樓面空間
- > 除非獲得署長的事先書面批准，否則任何已經或將會在該地段上興建的建築物或建築物群的伸展外牆長度不得超過60米或以上
- > 買方須自費保養已經在該地段內興建、建造或提供的，並獲豁免的休憩設施及其附屬設施在修葺良好堅固的狀態，並營運該等設施以達致署長滿意的程度
- > 買方須自費保養所有於批地文件的日期時在該地段上生長的樹木及在批地文件年期期間種植、移植或重植在該地段上的樹木在安全、清潔、整潔、整齊及健康的狀況，以達致署長滿意的程度
- > 買方須保存及不得截斷、移除或干擾或導致、准許或容許他人截斷、移除或干擾任何夾附在批地文件內的圖則上以標記的T1、T2、T3、T4、T5、T6、T7、T8及T9顯示的樹木（「指定樹木」）；惟當署長認為下文提及的移植或切除為必需時，及當買方已獲署長的事先書面同意的情况下，買方可按照署長全權酌情決定施加的條件：
 - （i）移植任何在該地段內以夾附在批地文件內的圖則上以標記的T1及T2顯示的樹木；及
 - （ii）切除任何指定樹木
- > 除了批地文件的特別條件第（8）（b）條適用的指定樹木外，未經署長的事先書面同意，在批地文件的年期期間在任何時間不得移除或干擾在該地段或其鄰近生長的樹木。而署長給予該同意時，可施加他認為適當的關於移植、補償美化或重植之條件予以規限
- > 買方須將景觀美化設計圖提交署長批准，該設計圖顯示在該地段將提供景觀美化工程的地點、規劃及布局設計，以符合批地文件內特別條件第（9）（b）條訂定的要求
- > 批地文件的特別條件第（9）（b）條規定（i）不少於該地段面積的百分之二十須種植樹木、矮樹或其他植物；（ii）該百分之二十中之百分之五十的面積（「綠化區域」）須在署長憑其完全酌情決定權決定的地點或水平提供，以便行人可看見或進入該地段的任何人士可到達綠化區域；如該地段發展為單一家庭住所的用途，則此要求並不適用；（iii）署長就買方建議的景觀美化工程那一項構成該百分之二十的的要求的決定為最終及對買方有約束力；及（iv）署長憑其完全酌情決定權可接受買方建議的其他非種植景物作為種植樹木、矮樹或其他植物以外的選擇

- > 買方須根據已獲批准的景觀總體設計圖自費為該地段進行景觀設計以達致署長各方面滿意的程度，及未經署長的事先書面同意下，不得對已獲批准的景觀設計圖作出修訂、更改、變更、修改或取代。此後買方須自費對園景工程作出保養、維持在安全、清潔、整齊、整潔、可運作及健康的狀況以達致署長滿意的程度
- > 按照批地文件的特別條件第（9）條規定的景觀美化地區須指明為批地文件的特別條件第（14）（a）（v）條提述的公用地方及為其一部份，如該地段已發展為單一家庭住所的用途；此要求並不適用
- > 在該地段內須提供以達署長滿意程度的住宅停車位，數目是按照批地文件內列出的以已經或將會在該地段上興建的住宅單位各自面積的大小為參考計算比率所得，除非署長同意不同比率或不同住宅停車位的數目；每個住宅停車位須2.5米闊及5.0米長及有不少於2.4米的通行高度
- > 在該地段內須提供以達署長滿意程度的訪客停車位，數目是按照批地文件內列出的每幢住宅單位提供的住宅單位數目為參考計算比率所得；每個訪客停車位須2.5米闊及5.0米長及有不少於2.4米的通行高度
- > 必須在住宅停車位及訪客停車位中預留及指明傷殘人士停車位，數目是以批地文件中列出的比率或由署長批准的其他比率計算所得；每個傷殘人士停車位須3.5米闊及5.0米長及有不少於2.4米的通行高度
- > 除非署長同意其他比率，否則該地段內須提供以達署長滿意程度的電單車停車位，數目是以住宅停車位及訪客停車位的總數百分之十的比率計算；每個電單車停車位須1.0米闊及2.4米長及有不少於2.4米或由署長批准的其他的通行高度
- > 買方須在該地段提供貨車上落貨之位置以達致署長滿意的程度，按已經或將會在該地段上興建的建築物中每800個住宅單位有一個位置的比率，或以其他署長可能批准的比率計算，惟須就已經或將會在該地段上興建的每幢住宅單位提供最少1個處於每幢住宅單位內或與其鄰近處之貨車上落貨之位置，為了本條文的目的，擬作為一個單一家庭的住所的獨立、半獨立和排列連接式房屋不得視為一幢住宅單位。每個上落貨之位置須3.5米闊及11米長且最少有4.7米的通行高度
- > 住宅停車位及電單車停車位不得（i）轉讓，除非（a）連同賦予獨有使用及管有已經或將會在該地段上興建的建築物的住宅單位的權利的該地段的不可分割份數；或（b）予本身已是該地段不可分割份數的擁有人擁有獨有使用及管有已經或將會在該地段上興建的建築物的住宅單位的權利的人士；或（ii）租賃，除非是出租予已經或將會在該地段上興建的建築物的住宅單位的住戶。惟在任何情況下，住宅停車位及電單車停車位合共總數不得超過3個轉讓給擁有人或租賃給已經或將會在該地段上興建的建築物的任何一個住宅單位的住戶
- > 買方須按照顯示在該地段內的停車和上落貨的位置佈局的已批准的平面圖維修及保養停車、上落貨和其他位置，包括但不限於升降機，上落處和迴轉及通行地方。未得署長的事先書面同意，買方不得修改該布局設計
- > 買方須承擔由政府把現有在該地段的水管（以夾附在批地文件的圖則上以藍色線標記顯示）（「水管」）改道至在該圖則上以紅色線作標記顯示的位置或於政府認為適合的時間至其他在該地段內或外的位置涉及的費用（款額由署長決定，該決定為最終及對買方有約束力）。署長可要求買方自費進行及完成該改道工程以達致署長各方面滿意的程度
- > 買方不得在批地文件議定授予的年期期間的任何時間內干擾水管，惟在獲得署長的事先書面同意的情况下，買方可自費按署長的要求把水管改道以達致署長在各方面滿意的程度
- > 不得在夾附在批地文件的圖則上分別以藍色虛線界線標明、紅色虛線界線標明及藍色虛線界線及紅色虛線界線兩者標明顯示的地方內、其上或其下種植或容許他人種植樹木或矮樹（但在批地文件的日期時已在該地段生長的樹木及矮樹則除外），興建或建造或容許他人興建或建

16 | SUMMARY OF LAND GRANT

批地文件的摘要

造任何建築物或構築物或任何建築物或構築物的支撐物（但依據批地文件的特別條件第（2）條拆除或移除前的批地文件的特別條件第（2）條提述的現有的建築物及構築物的一部份，及批地文件的特別條件第（26）（a）條提述的邊界牆或圍欄則除外），及放置或貯存任何性質的物料，但該等限制，就僅限於適用於及影響藍色虛線界線標明顯示的地方而言，一經政府給予買方通知，表明水管改造工程已按照批地文件的特別條件第（25）（a）、（25）（b）或（25）（c）條完成時，須即停止和終結

- > 水務監督、其人員及承辦商、它或他們的工人及任何已獲它或他們授權的人士，不論是否帶備工具、設備、機械或車輛，須有自由、不受限制地進出該地段或其部分的權利，以（i）進行水管改造工程；（ii）視察、檢查及監督任何將會進行以符合特別條件第（25）（b）條及特別條件第（25）（c）的規定的工程；及（iii）視察、操作、維持、修理及更新水管（不論是改道前或改道後）。如在批地文件議定授予的年期內的任何時間因它或他們行使該等權利引致或附帶引致或因在該地段的水管（不論是改道前或改道後）的存在招致或令買方蒙受任何損失、損害、妨擾或任何騷擾，他們無須承擔法律責任，及買方亦不得向他們任何一人就該損失、損害、妨擾或騷擾作出補償申索
- > 「非建築用地」（於批地文件所夾附的圖則上以粉紅色並加黑色斜線顯示）- 不得在其上、其下或在該地方內興建或建造或容許他人興建或建造任何建築物或構築物或任何建築物或構築物的支撐物（但按照批地文件的規定興建的邊界牆或圍欄或兩者及水管（不論是改道前或改道後）則除外），及放置或貯存任何性質的物料
- > 買方須自費在非建築用地進行及完成署長在運用其絕對酌情決定權可要求進行及完成的岩土工程勘察及斜坡整理工程，及在批地文件的年期內時刻自費維持非建築用地，包括在其內及其上的所有斜坡整理工程在修葺良好堅固的狀況，以達致署長滿意的程度
- > 當任何土地被削去、移除或後移，或當在該地段或政府土地內進行任何建設、填補或任何種類的斜坡整理的工程時，只要是為了該地段或其任何部份的開拓、土地平整或發展或其他一切按批地文件而買方須要進行的工程或在與該等情況有關的事宜上或為了其他目的，買方須自費進行及建造斜坡處理工程、護土牆或其他支撐物、保障物、排水、或附帶或其他（可能）有需要的工程，以保護及支持該地段的土地及任何鄰近或相連的政府或已批租土地，並防止之後任何泥土傾瀉、滑坡或地陷的發生
- > 買方須在批地文件的年期內時刻自費保養該土地、斜坡處理工程、護土牆或其他支撐物、保障物、排水或附帶或其他工程在修葺良好堅固的狀況，以達致署長滿意的程度
- > 若因或源於買方展開任何開拓、平整、發展或其他工程或其他理由，而導致泥土傾瀉、滑坡或地陷，買方須自費復原及修復該部份，以達至署長滿意的程度
- > 署長有權書面要求買方進行、興建及維修有關土地、斜坡整治工程、護土牆或其他支撐物、保障物及排水或附帶或其他工程，或復原及修理任何泥土傾瀉、滑坡或地陷的地方
- > 買方須自費進行定期保養及定期監察任何安裝在該地段上的預應力地錨，直至其使用壽命完結為止，並達致署長滿意的程度並須按署長可能提出的要求提交報告及所有該監察工程的資料
- > 買方須自費及以署長滿意的程度建造及保養不論在該地段範圍內或在政府土地上按署長認為需要以截取及傳送所有落在該地段上或在該地段上流動的暴雨或雨水至最近的水道、集水井、管道或政府雨水渠的排水渠及管道

- > 買方須按政府要求支付連接該地段的排水渠及污水渠至已敷設及投入運作的政府雨水渠及污水渠的工程費用，而另一選擇是買方可自費進行該接駁工程以達致署長滿意的程度，及在此情況下，買方須自費保養建於政府土地上的該接駁工程的分段，並須於政府要求時將其交還予政府，由政府負責其日後的保養，費用由政府支付，及買方須按政府要求支付有關該接駁工程的技術審核的費用

備註：

1. 本環節提述的批地文件內的「該地段」一詞乃指該發展項目所位於的土地。
2. 本環節提述的批地文件內的「買方」乃指雄晉有限公司，若批地文件文意許可，該詞包括雄晉有限公司的繼任人及轉讓人。
3. 本環節提述的批地文件內的「署長」一詞乃指「地政總署署長」。

17 INFORMATION ON PUBLIC FACILITIES AND PUBLIC OPEN SPACES

公共設施及公眾休憩用地的資料

Facilities that are required under the land grant to be constructed and provided for the Government, or for public use

The diverted Water Main referred to in Special Condition No.(25) of the land grant.

Facilities that are required under the land grant to be managed, operated or maintained for public use at the expense of the owners of the residential properties in the development

Not applicable

Open space that is required under the land grant to be managed, operated or maintained for public use at the expense of the owners of the residential properties in the Development

Not applicable

Any part of the land (on which the development is situated) that is dedicated to the public for the purposes of regulation 22(1) of the Building (Planning) Regulations (Cap.123 sub. Leg. F)

Not applicable

Provisions of the land grant that concern those facilities, and open spaces, and those parts of the land

Special Condition No.(25) stipulates that:

- (a) There is an existing water main within the lot as shown and marked by a blue line on the plan annexed hereto (hereinafter referred to as “the Water Main”). The Water Main will be diverted by the Government at the costs and expenses of the Purchaser to the location as shown and marked by a red line on the plan annexed hereto or to such other location within or outside the lot at such time as the Government thinks fit and upon giving notice to the Purchaser of its intention so to do. The Purchaser shall upon demand pay to the Government a sum equal to the costs and expenses for the diversion of the Water Main, such sum to be determined by the Director whose determination shall be final and binding upon the Purchaser.
- (b) Notwithstanding sub-clause (a) of this Special Condition, the Director shall be entitled by notice in writing to call upon the Purchaser to carry out and complete the works for the diversion of the Water Main at the costs and expenses of the Purchaser and in all respects to the satisfaction of the Director and if the Purchaser shall neglect or fail to comply with the notice to the satisfaction of the Director, the Director may forthwith execute and carry out any necessary works and the Purchaser shall on demand repay to the Government the costs and expenses thereof, together with any administrative and professional fees and charges.
- (c) The Purchaser shall not at any time during the term hereby agreed to be granted interfere with the Water Main provided that with the prior written consent of the Director, the Purchaser may at his own costs and expenses divert the Water Main in accordance with such conditions, within such time limit and to such location within or outside the lot as imposed and required by the Director in all respects to the satisfaction of the Director.

(d) No trees or shrubs (other than the trees and shrubs growing on the lot at the date of this Agreement) shall be planted or allowed to be planted, no building or structure or support for any building or structure (other than a part of the existing buildings and structures as referred to in Special Condition No. (2) hereof prior to their demolition and removal pursuant to Special Condition No. (2) hereof and the boundary walls or the fences as referred to in Special Condition No. (26)(a) hereof) shall be erected or constructed or allowed to be erected or constructed and no material of whatsoever nature shall be placed or stored on, over, under, above, below or within the area edged by blue pecked lines, the area edged by red pecked lines and the area edged by both the blue pecked lines and the red pecked lines as respectively shown on the plan annexed hereto provided that the restrictions in this sub-clause shall, so far as they apply to and affect the area edged by the blue pecked lines, cease and determine upon the Government giving to the Purchaser notice to the effect that the works for the diversion of the Water Main have been completed in accordance with sub-clause (a), (b) or (c) of this Special Condition.

- (e) The Water Authority, its officers and contractors, its or their workmen and any other persons authorized by it or them with or without tools, equipment, machinery or motor vehicles shall have the right of free and unrestricted ingress, egress and regress to or from the lot or any part thereof for the purposes of:
- (i) carrying out the works for the diversion of the Water Main;
 - (ii) inspecting, checking and supervising any works to be carried out in compliance with sub-clauses (b) and (c) of this Special Condition; and
 - (iii) inspecting, operating, maintaining, repairing and renewing the Water Main (whether before or after the diversion of the Water Main).
- (f) The Water Authority, its officers and contractors, its or their workmen and any other persons authorized by it or them shall have no liability in respect of any loss, damage, nuisance or disturbance whatsoever caused to or suffered by the Purchaser arising out of or incidental to the exercise by it or them of the rights conferred under sub-clause (e) of this Special Condition or by reason of the presence of the Water Main (whether before or after the diversion) in the lot at any time during the term hereby agreed to be granted and no claim for compensation shall be made against any of them by the Purchaser in respect of any such loss, damage, nuisance or disturbance.

Provisions of every deed of mutual covenant in respect of the specified residential property, that concern those facilities, and open spaces, and those parts of the land

“Estate Common Areas and Facilities” means and includes:-

- (a) the Non-building Area (except such parts thereof forming part of the respective gardens of the House 2, the House 10 and the House 11), the Waterworks Reserve, the Works and Installations (except those forming part of the Units and those that are outside the boundaries of the Lot), the Vertical Greening, the management office of the Estate, areas for the installation or use of aerial broadcast distribution or telecommunications network facilities (except the fire service pump rooms and the fire service tanks forming part of the House 10 and the House 11),

- (b) such of the ramps, sprinkler water tank and pump rooms below car ramps, fire services inlet, sprinkler inlets, fire services control room, fire services control panel, town gas cabinet, lift panel room, protected smoke lobby, potable water and flushing water pump room, reinforced concrete fence walls, metal fence walls, meter board, main switch room, low voltage switchboard, high voltage switchgear, transformer room, refuse storage and material recovery chamber, 105 cubic metres sprinkler water tank, 36 cubic metres fire services tank, drain pit, passage access, master water check meter room (for Water Services Department), fire services water tank, sprinkler tank, fire services tank, drainage pump, drainage pump pit room, sprinkler pump set, sprinkler pump room and fire services pump room, water meter room (for the Units), cleansing pump room, switch room for electric vehicles, electrical meter room, fire service inlet, hose reel, telecommunications and broadcasting equipment room, driveways, steps, staircases, channels, open and covered landscape areas (including all landscaped areas required to be designated as common areas pursuant to Special Condition No.(9)(e) of the Conditions), tree nurseries, footpaths, berms, planters, external walls (except those forming part of the Houses and the Residential Common Areas and Facilities), parapet walls (except those forming part of the Houses), glass balustrades (except those forming part of the Houses), fence walls (except those forming part of the Houses), boundary walls (except those forming part of the Slopes and Retaining Walls), cable tray, electrical cable ducts, electrical pillar boxes and such other parts, areas, devices and facilities in or on or within the Lot and the Estate intended for the common use and benefit of the Owners and occupiers of the Estate and their bona fide guests, visitors or invitees in accordance with this Deed,
- (c) such of the drains, gutters, channels, water courses, pipes, ducts, pumps, telephone ducts, sewers, water intakes and mains, sanitary fittings, wires, cables, conduits, electrical installations, fittings, equipment and apparatus and other services and facilities whether ducted or otherwise which are or at any time may be in under or over or passing through the Lot through which fresh or salt water, sewage, gas, electricity, telecommunication facilities and other services are supplied to or removed from the Estate, lighting facilities, lamp posts and other lighting installation, fire prevention and fighting equipment and apparatus, security systems and installations, equipment and apparatus and any other areas, mechanical systems, devices, facilities, fixtures, fittings, machinery, apparatus, installations and backup emergency systems (if any) from time to time installed or provided for the common use and benefit of the Estate in accordance with this Deed,

BUT EXCLUDING the Residential Common Areas and Facilities and such areas within the Estate the exclusive right and privilege to hold, use, occupy and enjoy the same belongs to any particular Owner and such facilities within the Estate serving only any particular Owner. Such Estate Common Areas and Facilities (if capable of being shown on plans) are shown coloured yellow, yellow hatched black, yellow stippled black, red, brown, pink, orange and grey on the plans certified as to their accuracy by the Authorized Person and annexed hereto; “Water Main” means a water main within the Lot existing at the date of the Conditions as shown and marked by a blue line on the plan annexed to the Conditions referred to in Special Condition No.(25)(a) of the Conditions;

17 | INFORMATION ON PUBLIC FACILITIES AND PUBLIC OPEN SPACES

公共設施及公眾休憩用地的資料

“Waterworks Reserve” means such areas within the Lot (if capable of being shown on a plan) as shown coloured yellow hatched black on the plan certified as to its accuracy by the Authorized Person and attached hereto;

Clause 38(j) stipulates that:

To prevent so far as is possible any refuse or other matter being deposited, washed, eroded or falling from the Estate onto any part of any public lanes or roads or into or onto any road-culverts, foreshore or seabed, sewers, drains, nullahs or other Government property and to remove any such matter therefrom and to ensure that no damage is done to any part of any Government property or any drains, waterways, watercourses, water main, road, footpaths, street furniture, sewers, nullahs, pipes, cables, wires, utility services or other works or installations being or running upon, over, under or adjacent to the Lot or any part thereof by reason of any maintenance or other works carried out by the Manager as herein provided and to make good any such damage.

Clause 48(a) of the Third Schedule stipulates that:

No Owner shall erect or construct or permit to be erected or constructed any building or structure or support for any building or structure (other than the boundary walls or fences or both which are erected in accordance with the Conditions and the Water Main (whether before or after the diversion)) or place or store any material of whatsoever nature on, over, under, above, below or within the Non-building Area.

Clause 51 of the Third Schedule stipulates that:

- (a) No trees or shrubs (other than the trees and shrubs growing on the Lot at the date of the Conditions) shall be planted or allowed to be planted, no building or structure or support for any building or structure (other than a part of the existing buildings and structures as referred to in Special Condition No.(2) of the Conditions prior to their demolition and removal pursuant to Special Condition No.(2) of the Conditions and the boundary walls or the fences as referred to in Special Condition No.(26)(a) of the Conditions) shall be erected or constructed or allowed to be erected or constructed and no material of whatsoever nature shall be placed or stored on, over, under, above, below or within the Waterworks Reserve.
- (b) The Water Authority, its officers and contractors, its or their workmen and any other persons authorized by it or them with or without tools, equipment, machinery or motor vehicles shall have the right of free and unrestricted ingress, egress and regress to or from the Lot or any part thereof for the purposes of inspecting, operating, maintaining, repairing and renewing the Water Main (whether before or after the diversion of the Water Main).

Note :

The words, the “Conditions”, the “First Owner”, the “Lot” and the “Estate” in the DMC provisions referred to in this section respectively mean the “land grant”, the “Vendor”, the “land” and the “Development” in other sections.

17 INFORMATION ON PUBLIC FACILITIES AND PUBLIC OPEN SPACES

公共設施及公眾休憩用地的資料

根據批地文件規定須興建並提供予政府或供公眾使用的設施

批地文件特別條款第(25)條提述的改道水管

根據批地文件規定須由發展項目中的住宅物業的擁有人出資管理、營運或維持以供公眾使用的任何設施

不適用

根據批地文件規定須由該項目中的住宅物業的擁有人出資管理、營運或維持以供公眾使用的任何休憩用地

不適用

該項目所位於的土地中為施行《建築物(規劃)規例》(第123章, 附屬法例F)第22(1)條而提供公眾用途的任何部分

不適用

批地文件中關於該等設施、休憩用地及土地中的該等部份的條文

特別條款第(25)條規定：

- (a) 該地段現有水管（在本協議的附圖上以藍色線標記顯示）（以下稱為「水管」）。政府在向買方發出擬進行改道的通知後會把水管改道至在本協議的附圖上以紅色線作標記顯示的位置或於政府認為適合的時間至其他在該地段之內或外的位置，涉及的費用由買方支付。買方須按政府的要求支付一筆相等於水管改道的費用，該款額由署長決定，該決定為最終及對買方有約束力。
- (b) 儘管本特別條件(a)分條另有規定，署長有權以書面通知買方自費進行及完成水管改道工程以達致署長在各方面滿意的程度；如買方疏忽或不以令署長滿意的方式遵守署長的通知，署長可立即執行及進行任何必需的工程，而買方須按政府付還有關費用，包括任何行政及專業費用及收費。
- (c) 買方不得在本協議議定授予的年期期間的任何時間內干擾水管，惟在獲得署長的事先書面同意的情况下，買方可自費按署長訂明及要求的條件、時限及該地段之內或外的地點把水管改道，以達致署長在各方面滿意的程度。
- (d) 不得在本協議的附圖上分別以藍色虛線界線標明、紅色虛線界線標明及藍色虛線界線及紅色虛線界線兩者標明顯示的地方內、其上或其下種植或容許他人種植樹木或矮樹（但在本協議的日期時已在該地段生長的樹木及矮樹則除外），興建或建造或容許他人興建或建造任何建築物或構築物或任何建築物或構築物的支撐物（但依據特別條件第(2)條拆除或移除前的本協議的特別條款第(2)條提述的現有的建築物及構築物的一部份，及特別條件第(26)(a)條提述的邊界牆或圍欄則除外），及放置或貯存任何性質的物料，但本分條的該等限制，就僅限於適用於及影響藍色虛線界線標明顯示的地方而言，一經政府給予買方通知，表明水管改道工程已按照本特別條件第(a)、(b)或(c)分條完成時，須即停止和終結。
- (e) 水務監督、其人員及承辦商、它或他們的工人及任何已獲它或他們授權的人士，不論是否帶備工具、設備、機械或車輛，須有自由、不受限制地進出該地段或其任何部分的權利，以
 - (i) 進行水管改道工程；
 - (ii) 視察、檢查及監督任何將會進行以符合本特別條件第(b)及(c)分條的規定的工程；及

(iii) 視察、操作、維持、修理及更新水管（不論是改道前或改道後）。

- (f) 水務監督、其人員及承辦商、它或他們的工人及任何已獲它或他們授權的人士，如在本協議議定授予的年期內任何時間因它或他們行使本特別條件之(e)分條授予的該等權利引致或附帶引致或因在該地段的水管（不論是改道前或改道後）的存在招致或令買方蒙受任何損失、損害、妨擾或任何騷擾，他們無須承擔法律責任，及買方亦不得向他們任何一人就該損失、損害、妨擾或騷擾作出補償申索。

指明住宅物業的每一公契中關於該等設施、休憩用地及土地中的該等部份的條文

「屋苑公用地方與設施」指及包括：

- (a) 非建築用地（部分屬於2號洋房、10號洋房及11號洋房的花園除外）、水務專用範圍、工程及裝置（屬於單位及位於該地段範圍以外除外）、垂直綠化、屋苑的管理處、裝置或使用天線廣播分配系統或電訊網絡設施的地方（屬於10號洋房及11號洋房的消防水泵房和消防水箱除外），
- (b) 斜路、汽車斜路下面的灑水水箱和水泵房、消防入水口、灑水入水口、消防控制室、消防控制面板、煤氣櫃、升降板房、防煙大堂、食水和沖洗水泵房、鋼筋混凝土圍牆、金屬圍牆、儀表板、總掣房、低壓開關櫃、高壓開關裝置、變壓器室、垃圾儲存及物料回收房、105立方米灑水水箱、36立方米消防水箱、排水坑、行人通道、總水檢查電錶房（供水務署）、消防水箱、自動灑水水箱、消防水箱、排水泵、排水泵坑房、灑水泵組、灑水泵房和消防泵房、水錶室（供單位）、清洗水泵房、電動汽車掣房、電錶房、消防入水口、消防喉轆、電訊及廣播設備房、車道、台階、樓梯、溝渠、露天及有蓋園景空間(包括所有根據批地書特別條款第(9)(c)所要求指定為公用地方的園景空間)、苗圃、行人路、護坡道、花槽、外牆（屬於洋房及住宅公用地方與設施的部分除外）、護牆（屬於洋房的部分除外）、玻璃欄杆（屬於洋房的部分除外）、圍牆（屬於洋房的部分除外）、邊界牆（屬於斜坡及護土牆的部分除外）、電纜托架、電纜管道、電錶箱及按照本公契規定擬供該屋苑的所有業主及佔用人及其真正客人、訪客或被邀者共同使用及受益的在該地段及該屋苑內或之上的其他部份、地方、裝置及設施，
- (c) 不時按照本公契規定設置或提供予該屋苑共同使用及受益的排水渠、雨水渠、溝渠、水道、喉管、導管、水泵、電話線管、污水管、入水口及總水管、衛生設備、電線、電纜、管道、電力安裝、裝置、設備及器具和現時或在任何時間無論是否透過該地段內、之下或上或通過該地段的導管供應或排走該屋苑的淡或鹹水、污水、氣體、電力、電訊設施及其他服務的其他服務及設施、照明設施、燈柱及其他照明裝置、防火及滅火器材及設備、保安系統及裝置、器材及設備和任何其他地方、機械系統、器材、設施、固定附着物、裝置、機械、器具、裝置及後備緊急系統（如有的話），

但不包括住宅公用地方與設施及某業主在該屋苑內擁有專有權利和特權持有、使用、佔用和享用的地方或該屋苑內只由某業主專用的設施。該屋苑公用地方與設施（如可在圖則上顯示）於本公契夾附由認可人士認證其準確性之圖則上以黃色、黃色加黑色斜線、黃色加黑色點、紅色、棕色、粉紅色、橙色及灰色顯示。

「水管」指批地書特別條件第(25)(a)提述的於批地書的日期已存在於該地段內的，並在批地書夾附的圖則上以藍色線標記顯示的現有水管。

「水務專用範圍」指於該地段內（如可在圖則上顯示）在本公契夾附由認可人士認證其準確性之圖則上以黃色加黑色斜線顯示的地方。

第38(j)條規定：

盡可能防止任何垃圾或其他物件被棄置、沖走、侵蝕或從該屋苑跌落在任何公眾小巷或道路的任何部份或任何道路暗渠、前濱或海牀、污水管、排水渠、防洪渠或其他政府物業並清理任何從那裏來的該等物件，及確保經理人進行本公契規定的任何維修或其他工程不會對任何政府物業的任何部份或任何排水管、水道、河道、供水總管道、道路、人行道、街道家具、污水管、防洪渠、喉管、電纜、電線、公用服務或在該地段中任何部份內、上、下或旁邊正在進行的其他工程或設置造成損害並修復任何該等損害。

第三附表第48(a)條規定：

業主不得在「非建築用地」其上、其下或在該地方內興建或建造或容許他人興建或建造任何建築物或構築物或任何建築物或構築物的支撐物（但依據批地書興建的邊界牆或圍欄或該邊界牆及圍欄，及水管（不論是改道前或改道後）除外）或放置或貯存任何性質的物料。

第三附表第(51)條規定：

- (a) 不得在「水務專用範圍」其上、其下或在該地方內種植或容許他人種植樹木或矮樹（但在批地書的日期時已在該地段生長的樹木及矮樹則除外）、興建或建造或容許他人興建或建造任何建築物或構築物或任何建築物或構築物的支撐物（但依據批地書的特別條件編號第(2)條拆除或移除前的批地書的特別條件編號第(2)條提述的現有的建築物及構築物的一部份，及批地書的特別條件第(26)(a)條提述的邊界牆或圍欄則除外）及放置或存放任何性質的物料。
- (b) 水務監督、其人員及承辦商、它或他們的工人及任何已獲它或他們授權的人士，不論是否帶備工具、設備、機械或車輛，須有自由、不受限制地進出該地段或其部分的權利，以視察、操作、維持、修理及更新水管（不論是改道前或改道後）。

備註：

本環節提述的在公契條文內的言詞：「批地書」、「第一業主」、「該地段」及「該屋苑」分別指在其他環節的「批地文件」、「賣方」、「該土地」及「該發展項目」。






17 | INFORMATION ON PUBLIC FACILITIES AND PUBLIC OPEN SPACES

公共設施及公眾休憩用地的資料

A plan that shows the location of those facilities and open spaces and those parts of the land:
顯示該等設施、休憩用地及土地中的該等部份的位置的圖則：



Legend 圖例：

-  Pink Hatched Black 粉紅色並加黑色斜線
-  Water Main 水管
-  Proposed Water Main 擬建水管
-  Existing 3m Waterworks Reserve 現有3米水務工程專用範圍
-  Proposed 3m Waterworks Reserve 擬建3米水務工程專用範圍

18 | WARNING TO PURCHASERS

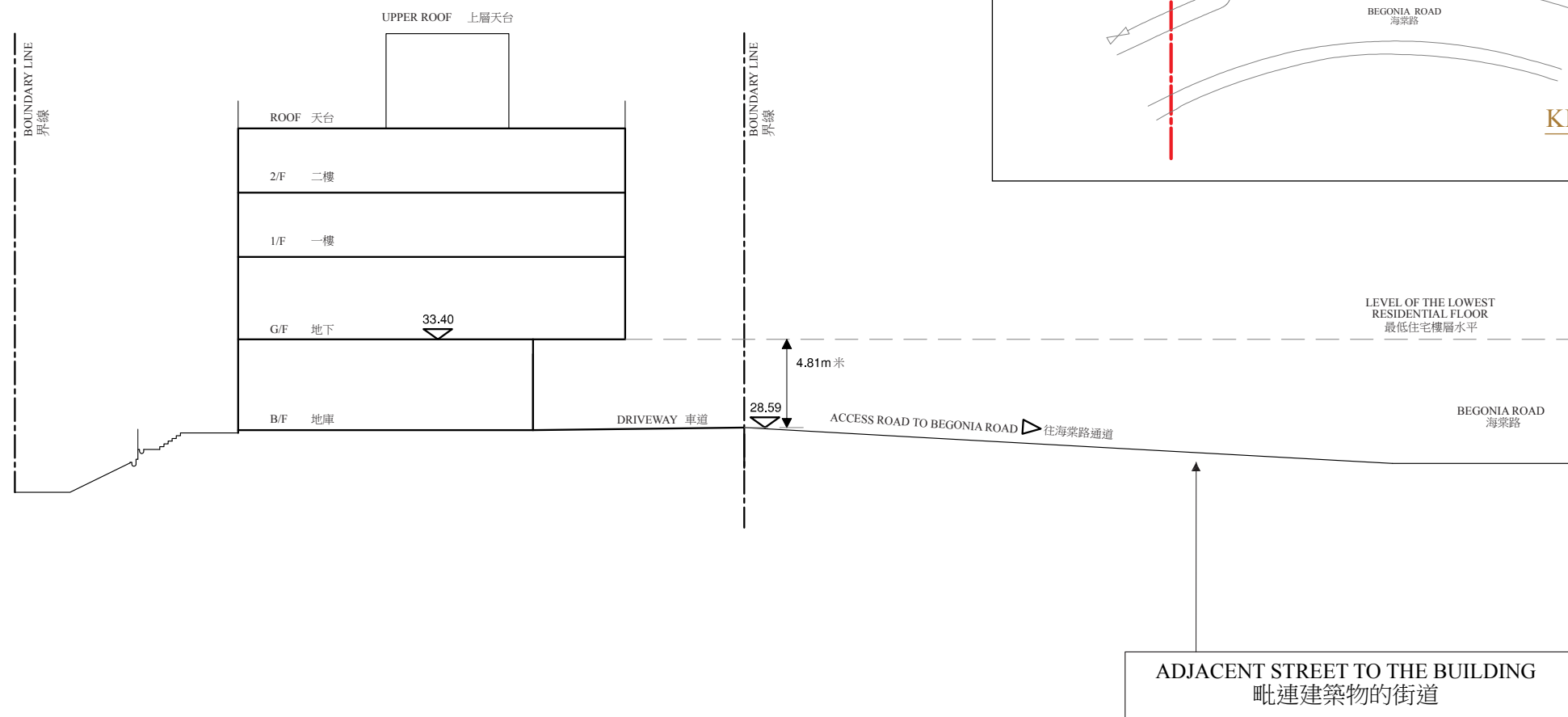
對買方的警告

1. Purchaser is recommended to instruct a separate firm of solicitors (other than that acting for the owner) to act for the purchaser in relation to the transaction.
 2. (a) If the purchaser instructs such separate firm of solicitors to act for the purchaser in relation to the transaction, that firm will be able to give independent advice to the purchaser;
(b) If the purchaser instructs the firm of solicitors acting for the owner to act for the purchaser as well, and a conflict of interest arises between the owner and the purchaser –
 - (i) that firm may not be able to protect the purchaser's interests; and
 - (ii) the purchaser may have to instruct a separate firm of solicitors; and(c) In the case of paragraph (b)(ii), the total solicitors' fees payable by the purchaser may be higher than the fees that would have been payable if the purchaser had instructed a separate firm of solicitors in the first place.
1. 建議買方聘用一間獨立的律師事務所(代表擁有人行事者除外)，以在交易中代表買方行事。
 2. (a) 如買方聘用上述的獨立的律師事務所，以在交易中代表買方行事，該律師事務所將會能夠向買方提供獨立意見；
(b) 如買方聘用代表擁有人行事的律師事務所同時代表買方行事，而擁有人與買方之間出現利益衝突 –
 - (i) 該律師事務所可能不能夠保障買方的利益；及
 - (ii) 買方可能要聘用一間獨立的律師事務所；及(c) 如屬(b)(ii)段的情況，買方須支付的律師費用總數，可能高於如買方自一開始即聘用一間獨立的律師事務所便須支付的費用。

19 | CROSS-SECTION PLAN OF BUILDING IN THE DEVELOPMENT

發展項目中的建築物的橫截面圖

HOUSE 1 1 號洋房



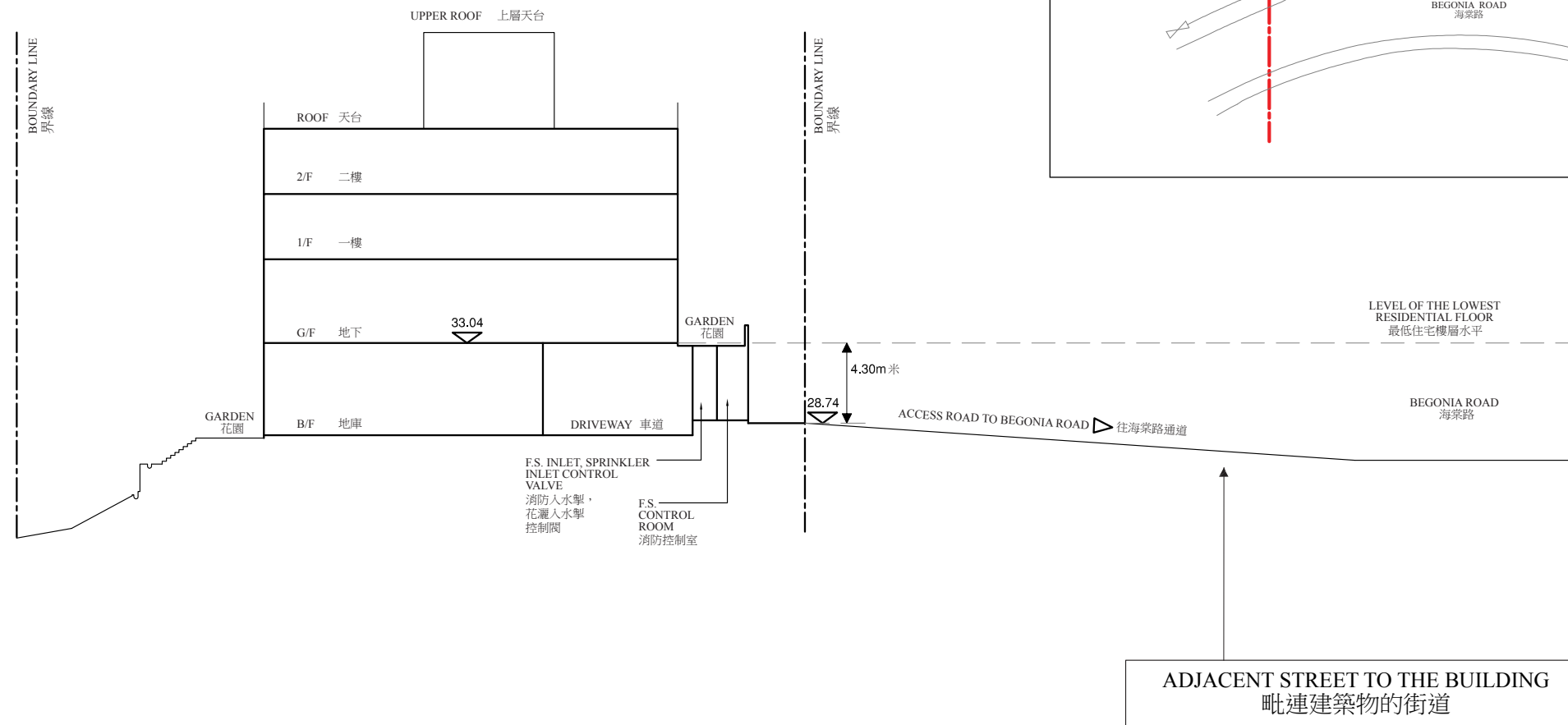
SECTION 1
橫截面圖 1

- ▽ Height in metres above Hong Kong Principal Datum (HKPD).
▽ 香港主水平基準以上高度 (米)。
- The part of Access Road to Begonia Road adjacent to the building is 28.59 metres above Hong Kong Principal Datum.
毗連建築物的一段往海棠路通道為香港主水平基準以上28.59米。
- Dotted line denotes the lowest residential floor.
虛線為最低住宅樓層水平。

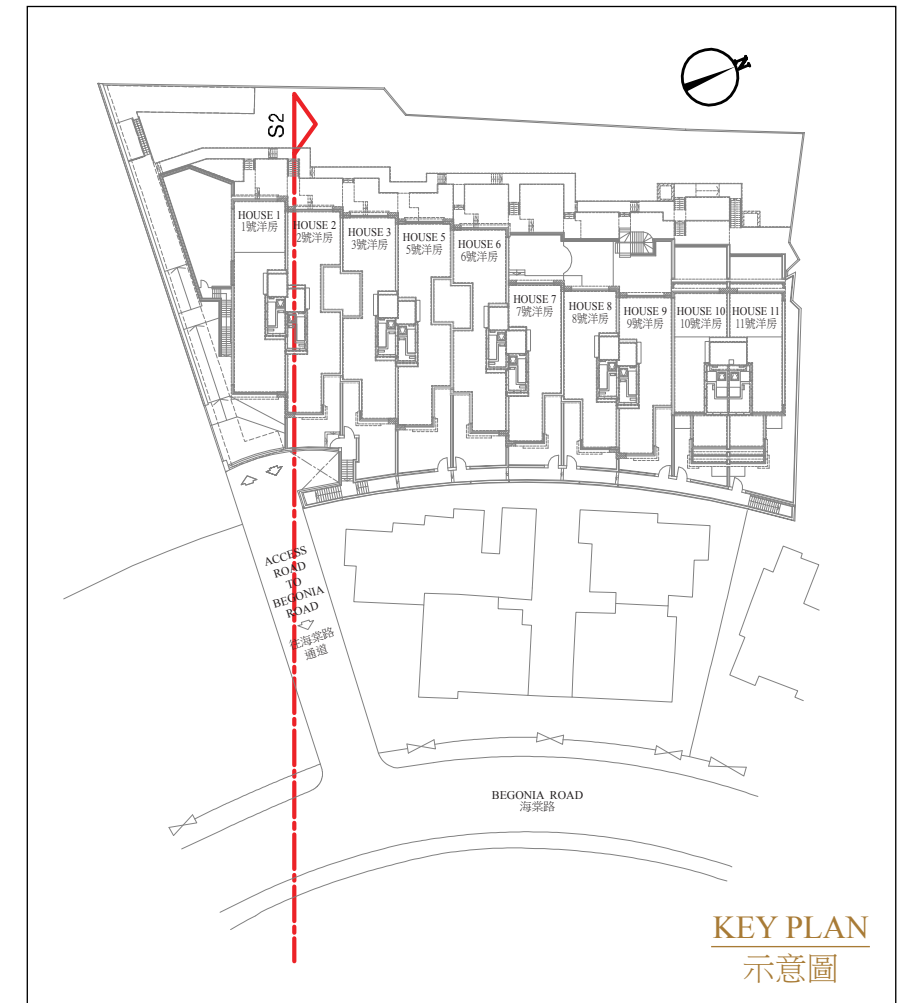
19 | CROSS-SECTION PLAN OF BUILDING IN THE DEVELOPMENT

發展項目中的建築物的橫截面圖

HOUSE 2 2 號洋房



SECTION 2
橫截面圖 2



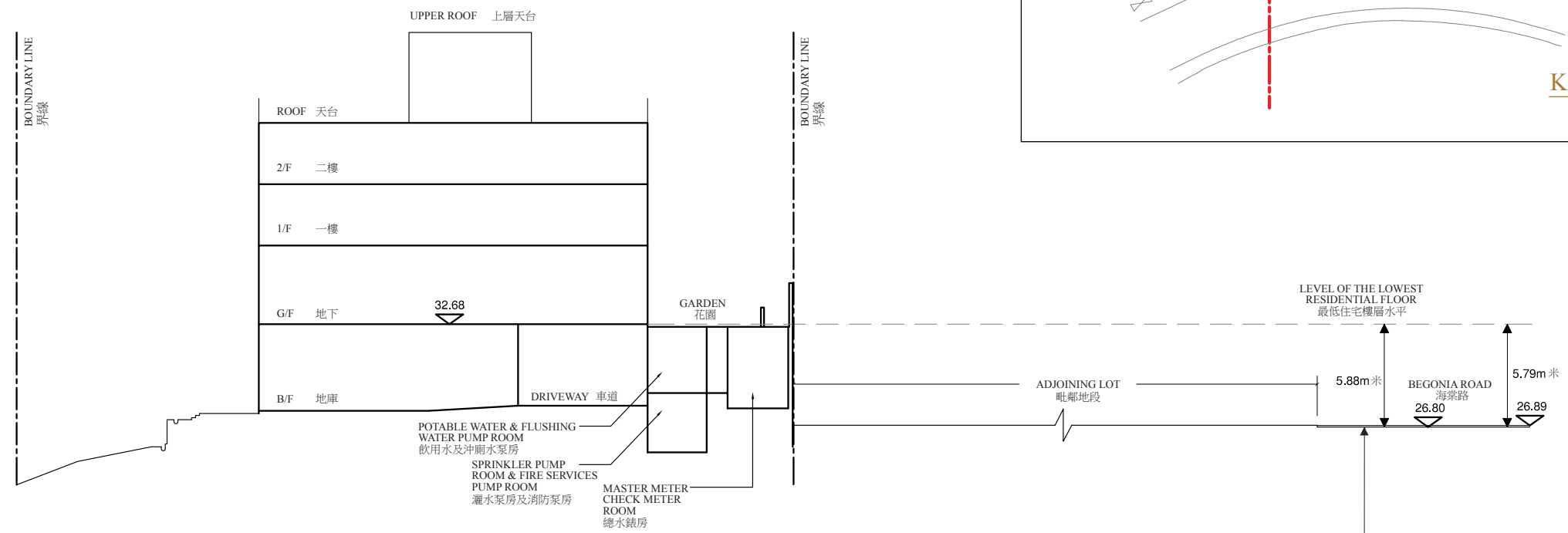
ADJACENT STREET TO THE BUILDING
毗連建築物的街道

- ▽ Height in metres above Hong Kong Principal Datum (HKPD).
▽ 香港主水平基準以上高度 (米)。
- The part of Access Road to Begonia Road adjacent to the building is 28.74 metres above Hong Kong Principal Datum.
毗連建築物的一段往海棠路通道為香港主水平基準以上28.74米。
- Dotted line denotes the lowest residential floor.
虛線為最低住宅樓層水平。

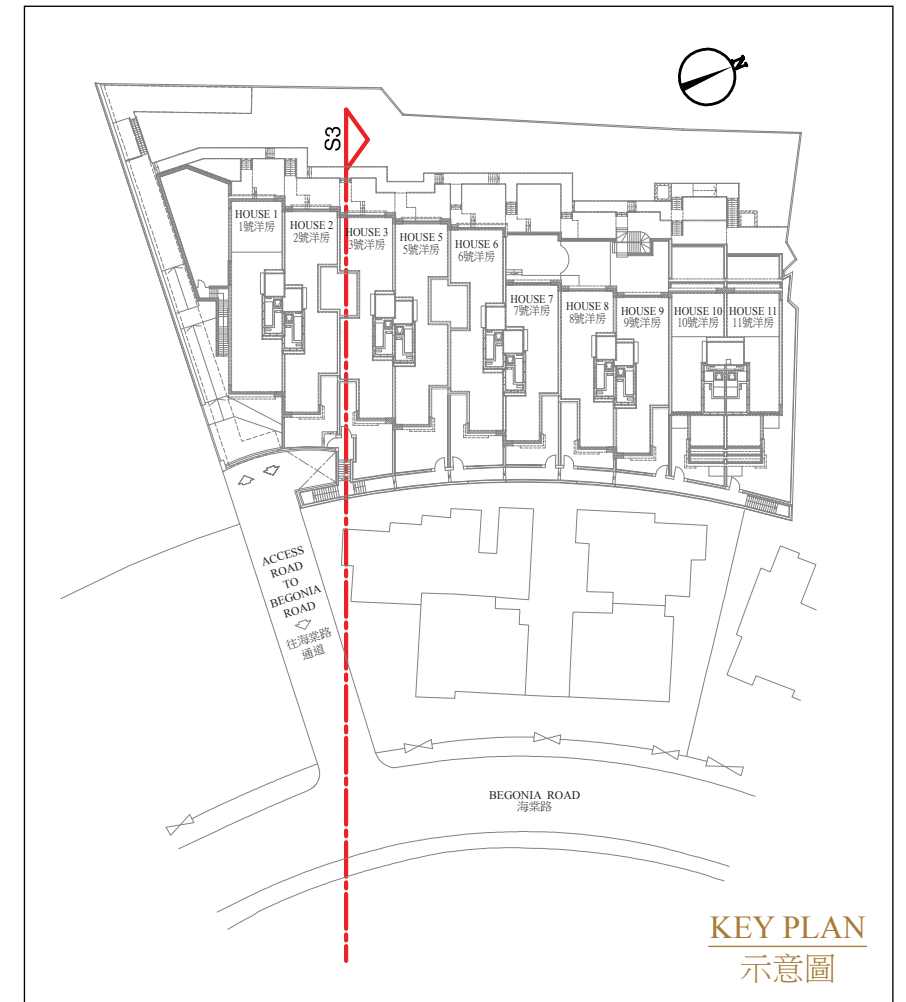
19 | CROSS-SECTION PLAN OF BUILDING IN THE DEVELOPMENT

發展項目中的建築物的橫截面圖

HOUSE 3 3 號洋房



SECTION 3
橫截面圖 3

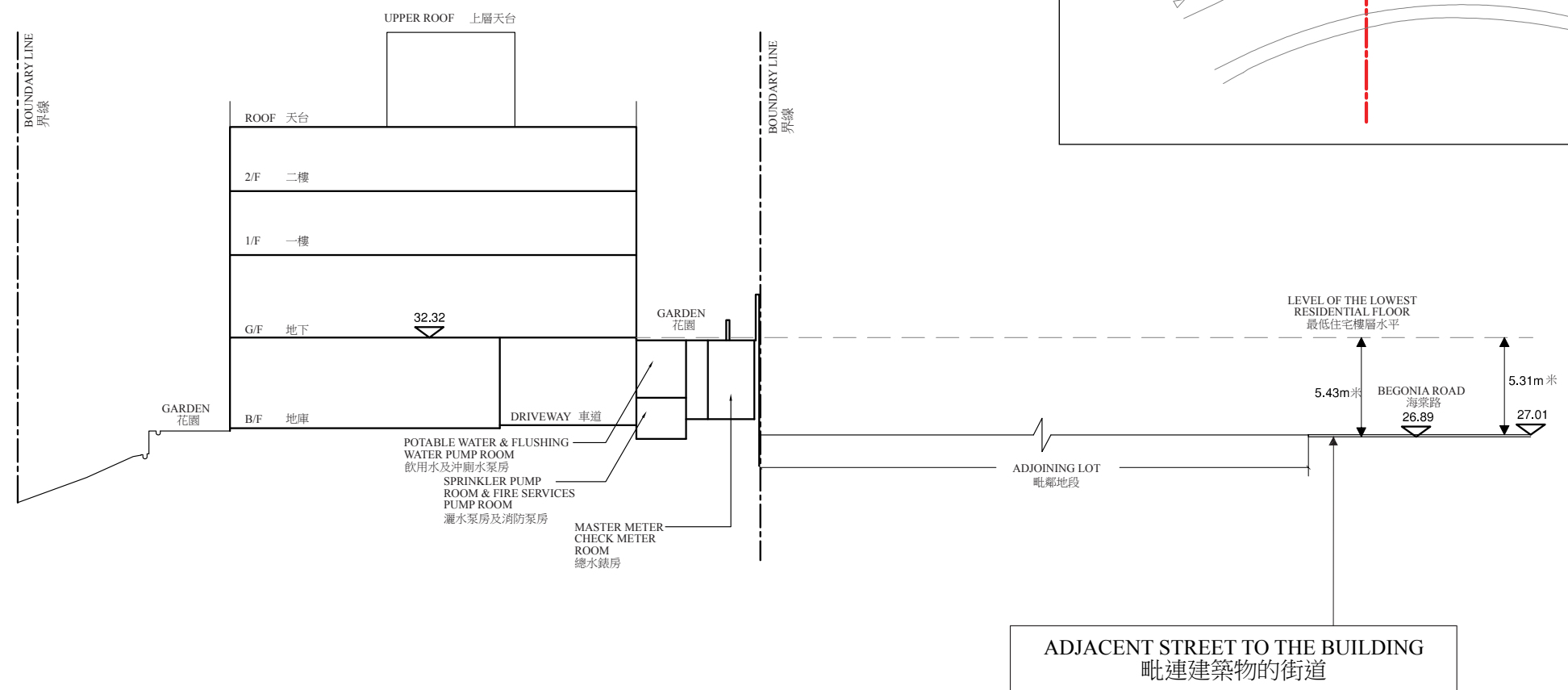


- ▽ Height in metres above Hong Kong Principal Datum (HKPD).
▽ 香港主水平基準以上高度 (米)。
- The part of Begonia Road adjacent to the building is 26.80 to 26.89 metres above Hong Kong Principal Datum.
毗連建築物的一段海棠路為香港主水平基準以上26.80至26.89米。
- Dotted line denotes the lowest residential floor.
虛線為最低住宅樓層水平。

19 | CROSS-SECTION PLAN OF BUILDING IN THE DEVELOPMENT

發展項目中的建築物的橫截面圖

HOUSE 5 5 號洋房



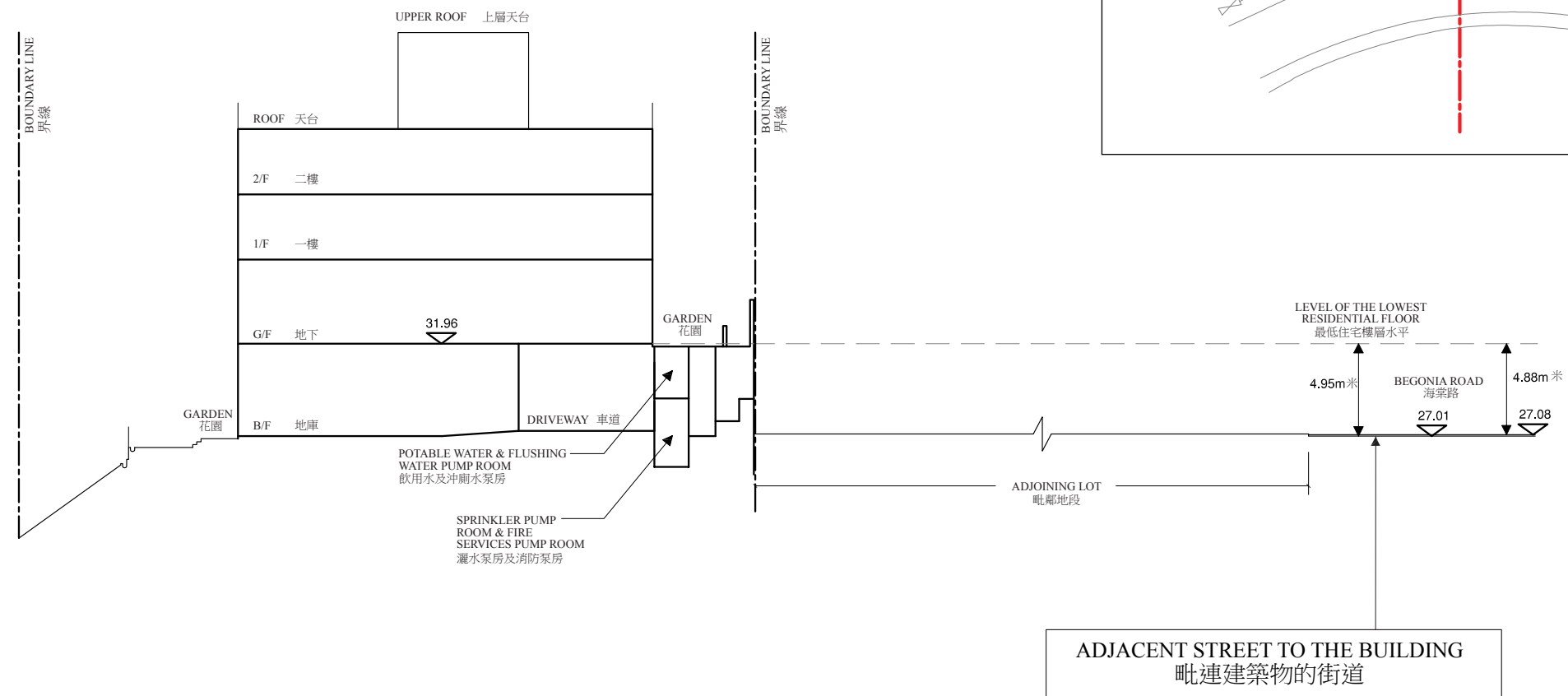
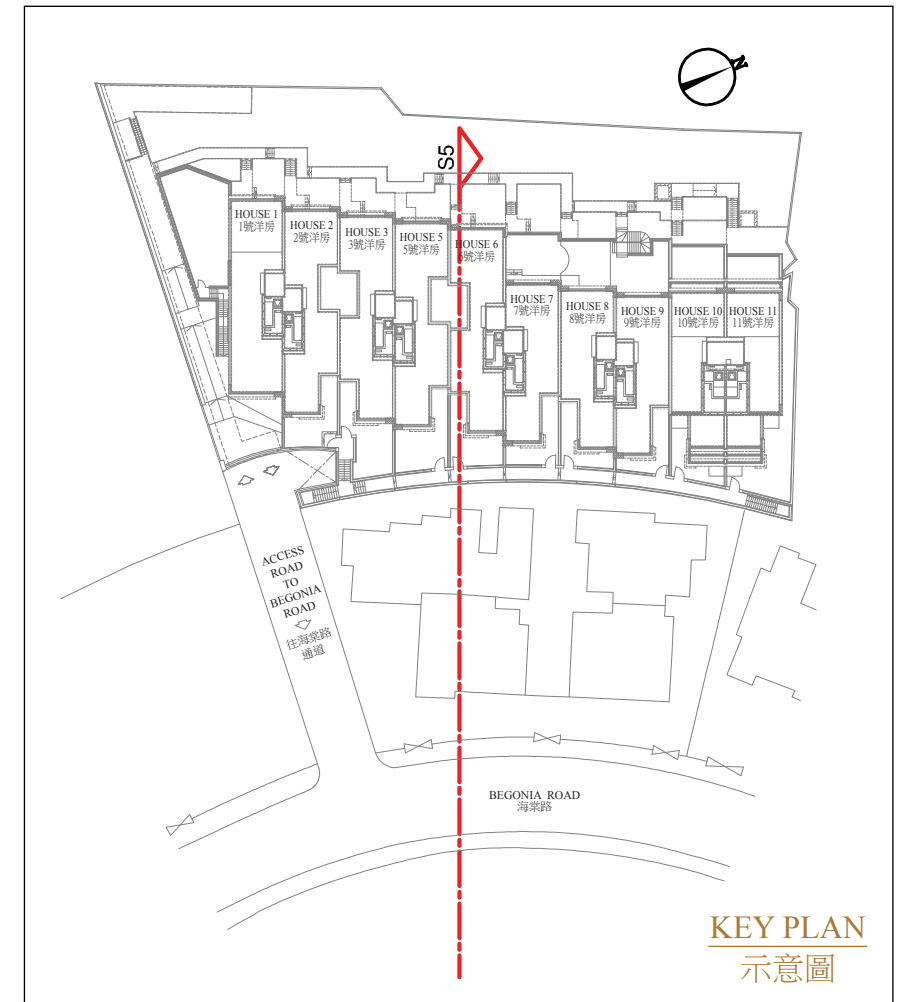
SECTION 4
橫截面圖 4

- ▽ Height in metres above Hong Kong Principal Datum (HKPD).
▽ 香港主水平基準以上高度 (米)。
- The part of Begonia Road adjacent to the building is 26.89 to 27.01 metres above Hong Kong Principal Datum.
毗連建築物的一段海棠路為香港主水平基準以上26.89至27.01米。
- Dotted line denotes the lowest residential floor.
虛線為最低住宅樓層水平。

19 | CROSS-SECTION PLAN OF BUILDING IN THE DEVELOPMENT

發展項目中的建築物的橫截面圖

HOUSE 6 6號洋房

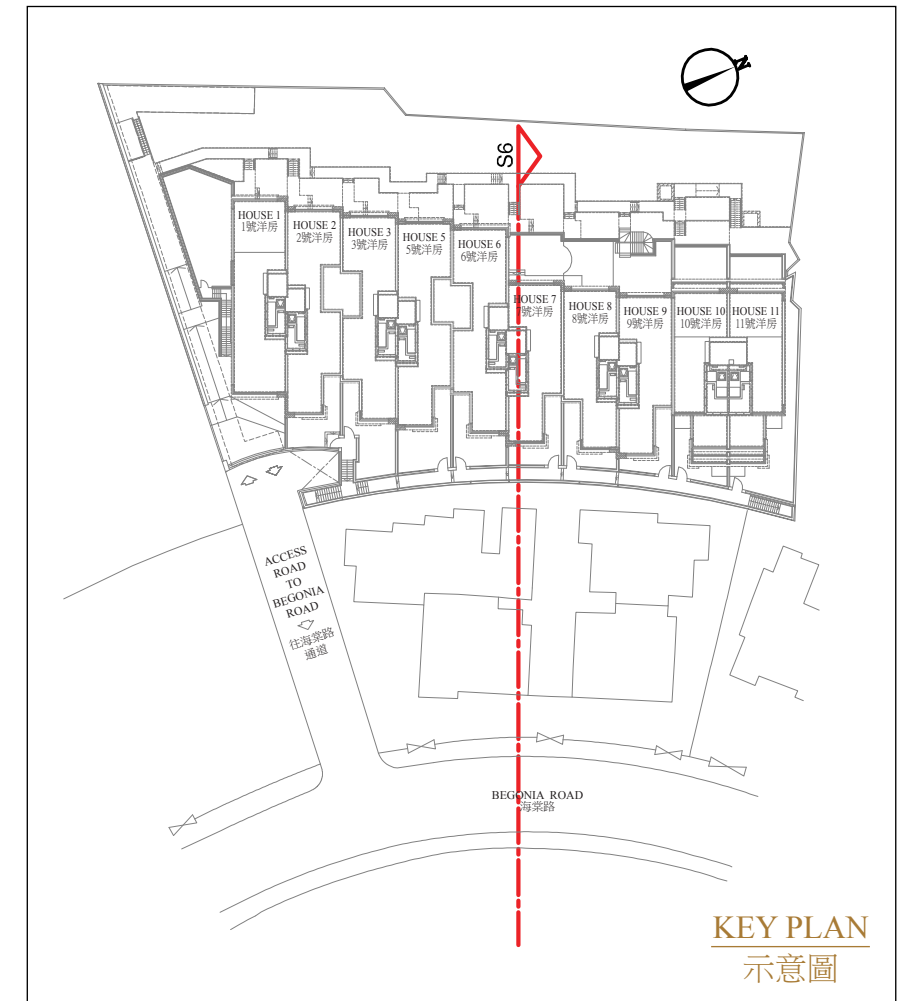
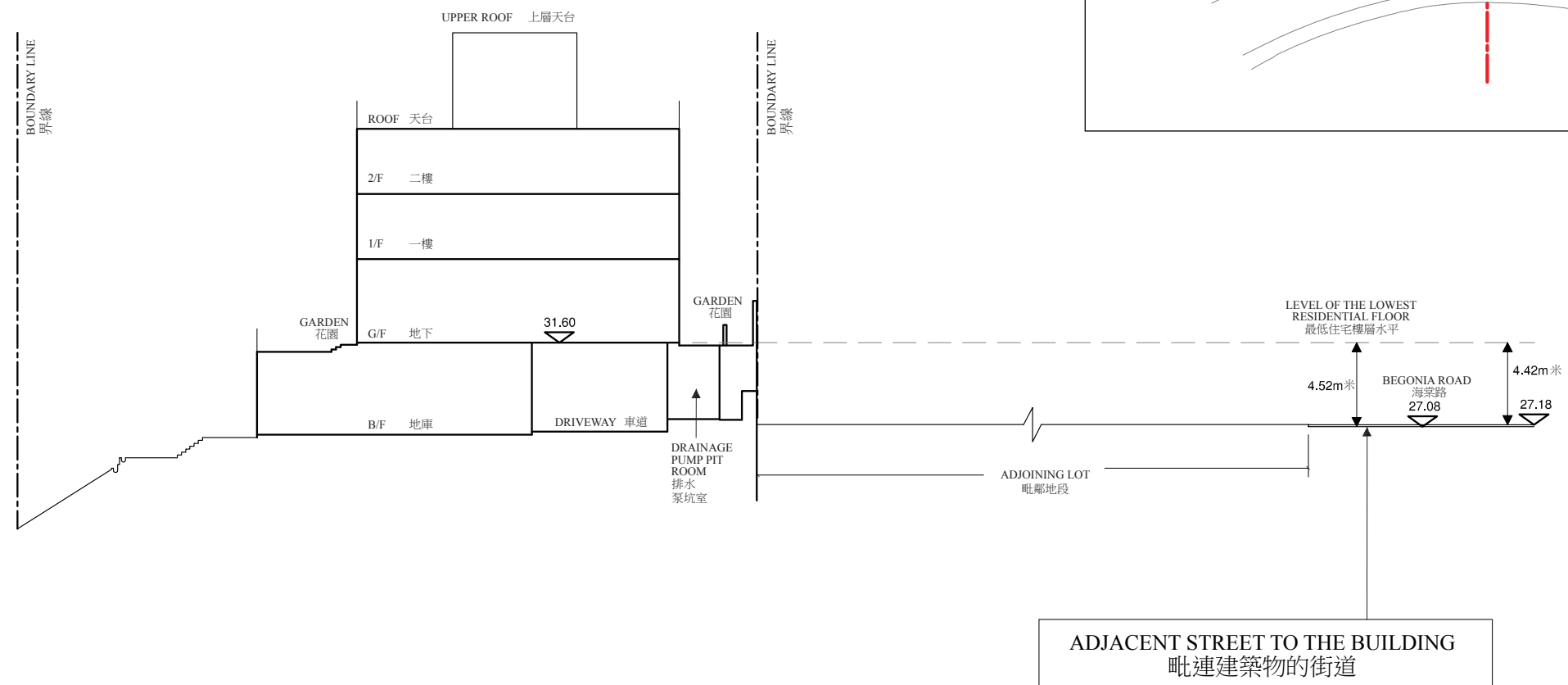


- ▽ Height in metres above Hong Kong Principal Datum (HKPD).
▽香港主水平基準以上高度 (米)。
- The part of Begonia Road adjacent to the building is 27.01 to 27.08 metres above Hong Kong Principal Datum.
毗連建築物的一段海棠路為香港主水平基準以上27.01至27.08米。
- Dotted line denotes the lowest residential floor.
虛線為最低住宅樓層水平。

19 | CROSS-SECTION PLAN OF BUILDING IN THE DEVELOPMENT

發展項目中的建築物的橫截面圖

HOUSE 7 7 號洋房

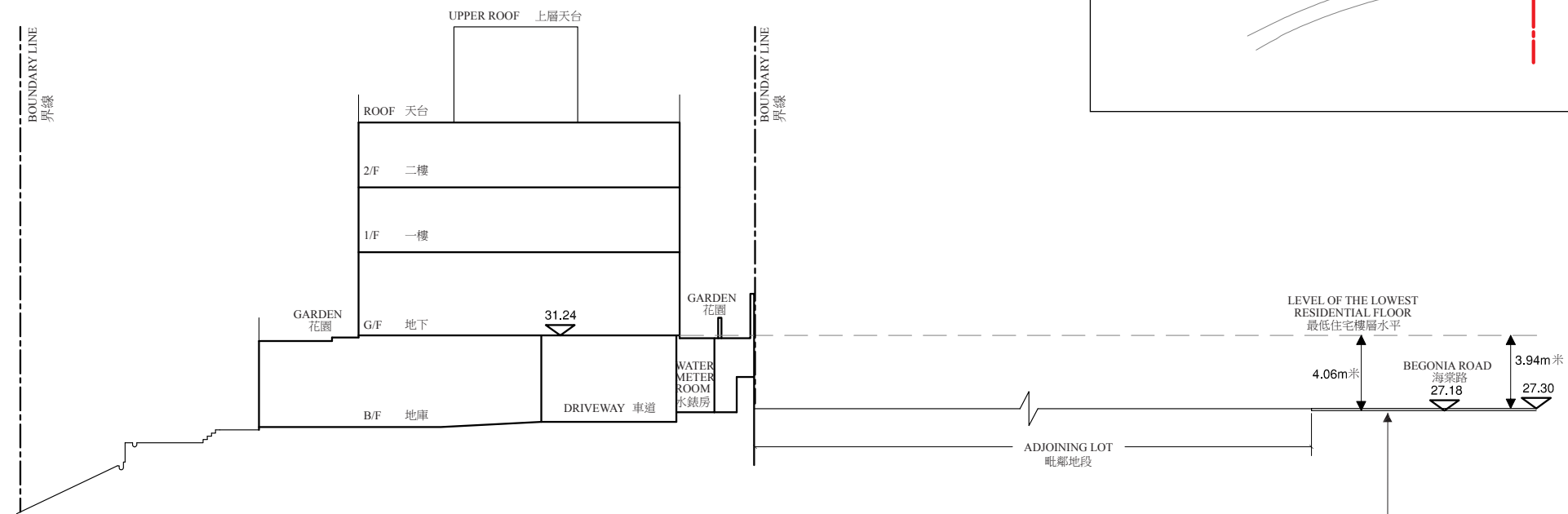
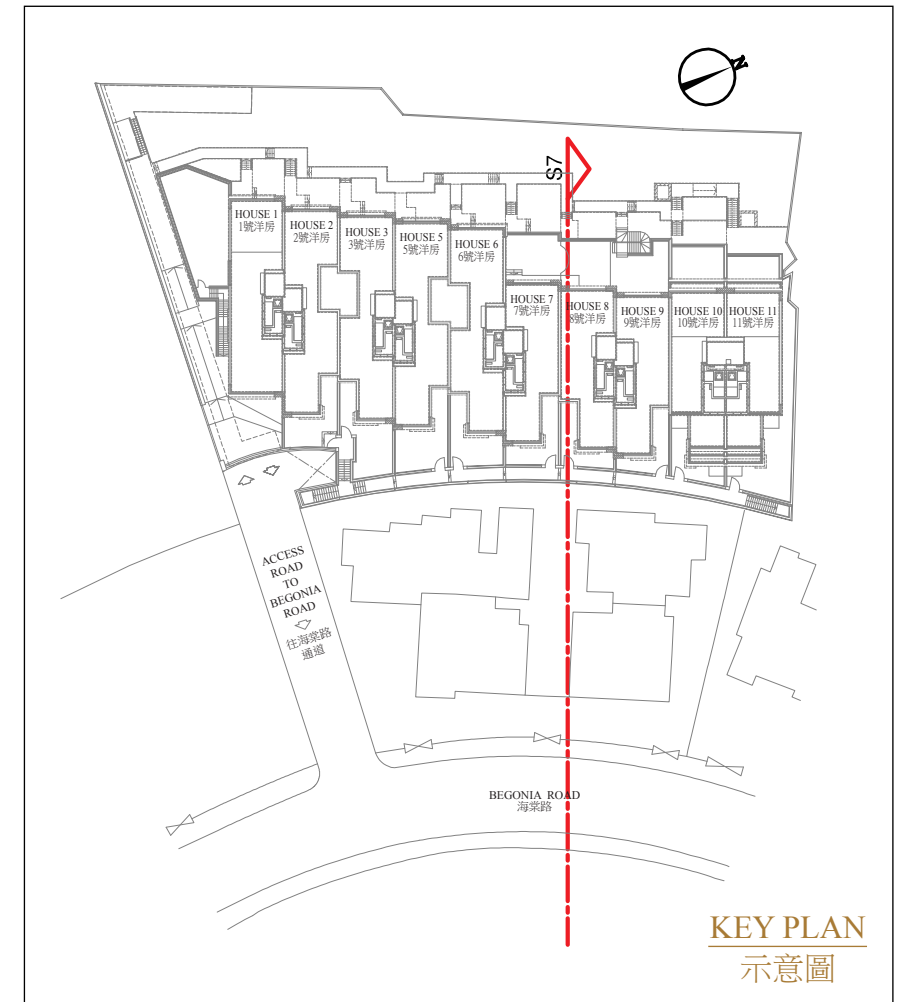


- ▽ Height in metres above Hong Kong Principal Datum (HKPD).
▽ 香港主水平基準以上高度 (米)。
- The part of Begonia Road adjacent to the building is 27.08 to 27.18 metres above Hong Kong Principal Datum.
毗連建築物的一段海棠路為香港主水平基準以上27.08至27.18米。
- Dotted line denotes the lowest residential floor.
虛線為最低住宅樓層水平。

19 | CROSS-SECTION PLAN OF BUILDING IN THE DEVELOPMENT

發展項目中的建築物的橫截面圖

HOUSE 8 8 號洋房

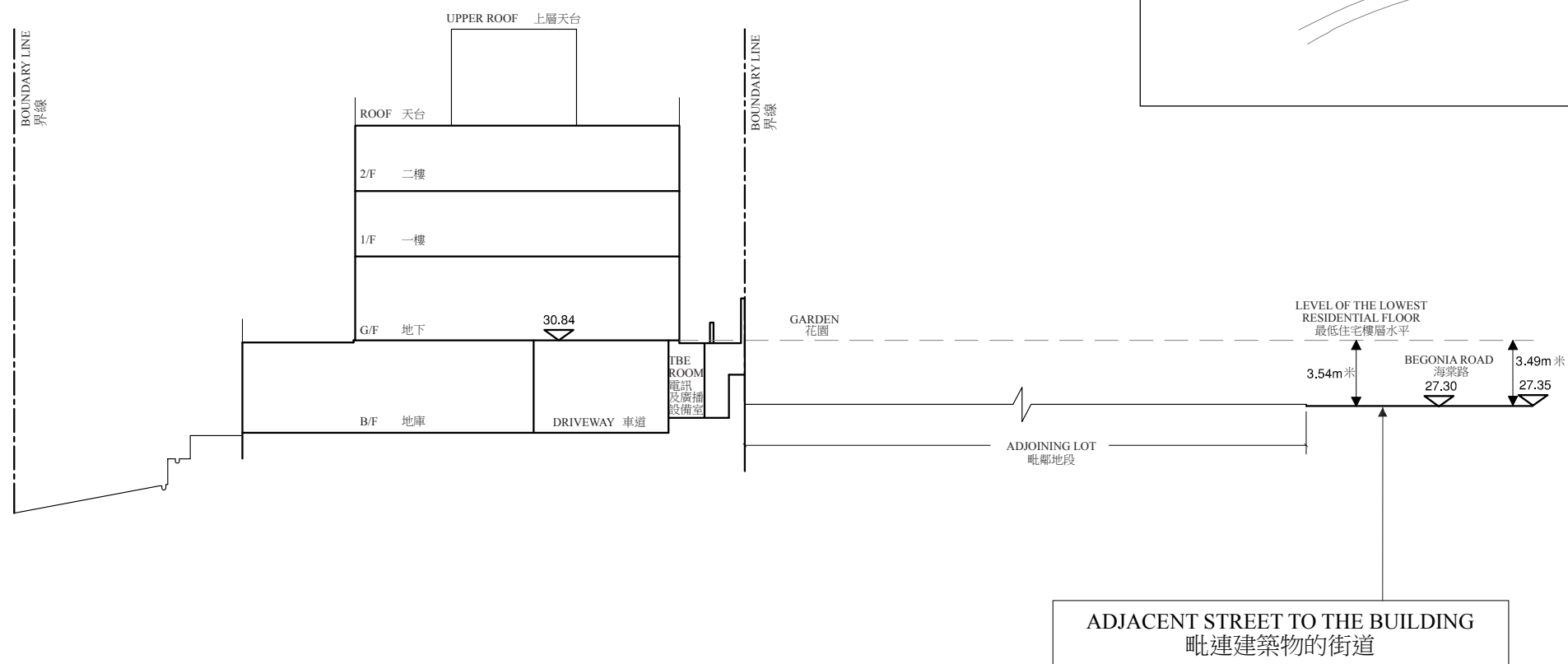
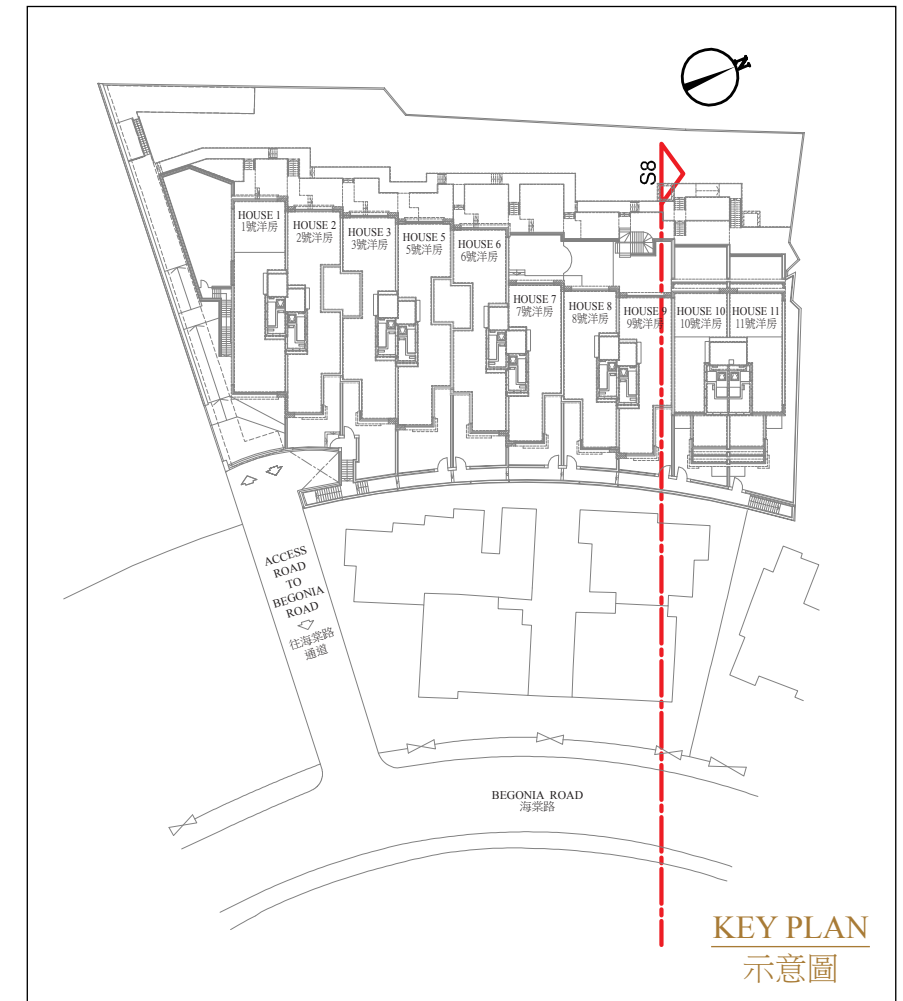


- ▽ Height in metres above Hong Kong Principal Datum (HKPD).
▽ 香港主水平基準以上高度 (米)。
- The part of Begonia Road adjacent to the building is 27.18 to 27.30 metres above Hong Kong Principal Datum.
毗連建築物的一段海棠路為香港主水平基準以上27.18至27.30米。
- Dotted line denotes the lowest residential floor.
虛線為最低住宅樓層水平。

19 | CROSS-SECTION PLAN OF BUILDING IN THE DEVELOPMENT

發展項目中的建築物的橫截面圖

HOUSE 9 9 號洋房

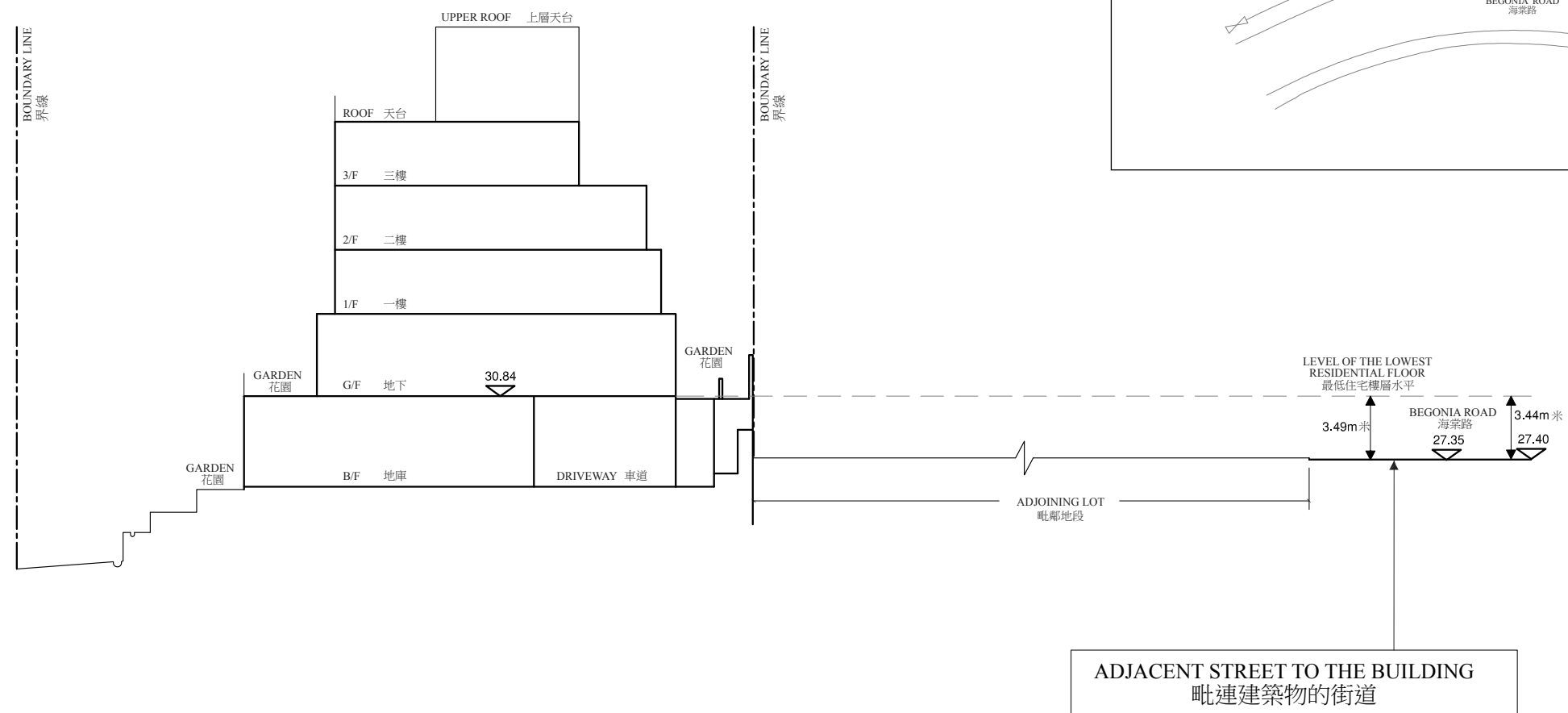
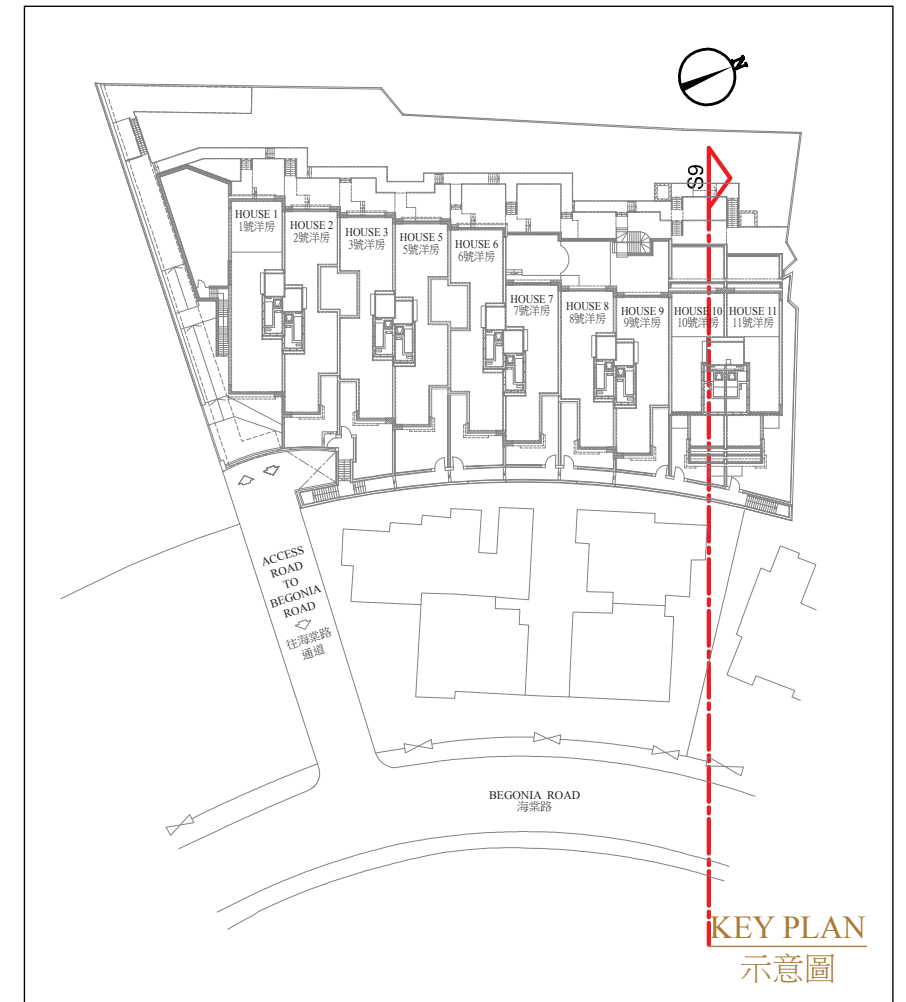


- ▽ Height in metres above Hong Kong Principal Datum (HKPD).
▽ 香港主水平基準以上高度 (米)。
- The part of Begonia Road adjacent to the building is 27.30 to 27.35 metres above Hong Kong Principal Datum.
毗連建築物的一段海棠路為香港主水平基準以上27.30至27.35米。
- Dotted line denotes the lowest residential floor.
虛線為最低住宅樓層水平。

19 | CROSS-SECTION PLAN OF BUILDING IN THE DEVELOPMENT

發展項目中的建築物的橫截面圖

HOUSE 10 10 號洋房



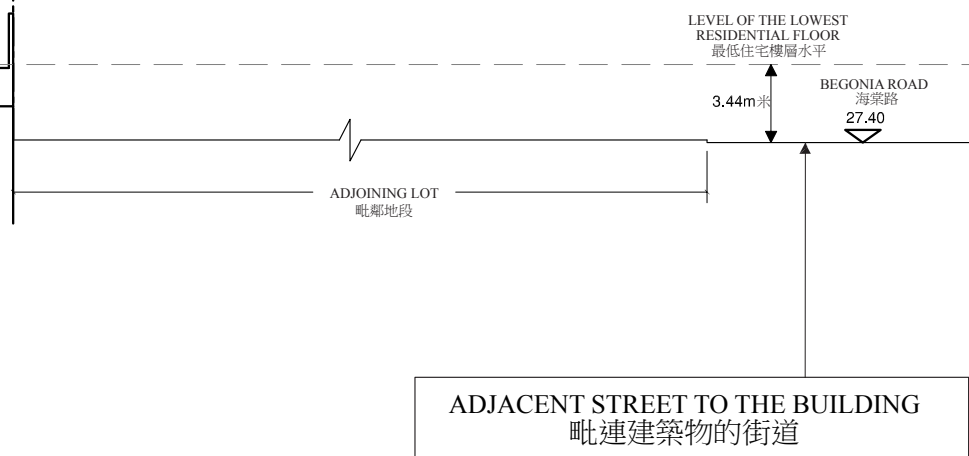
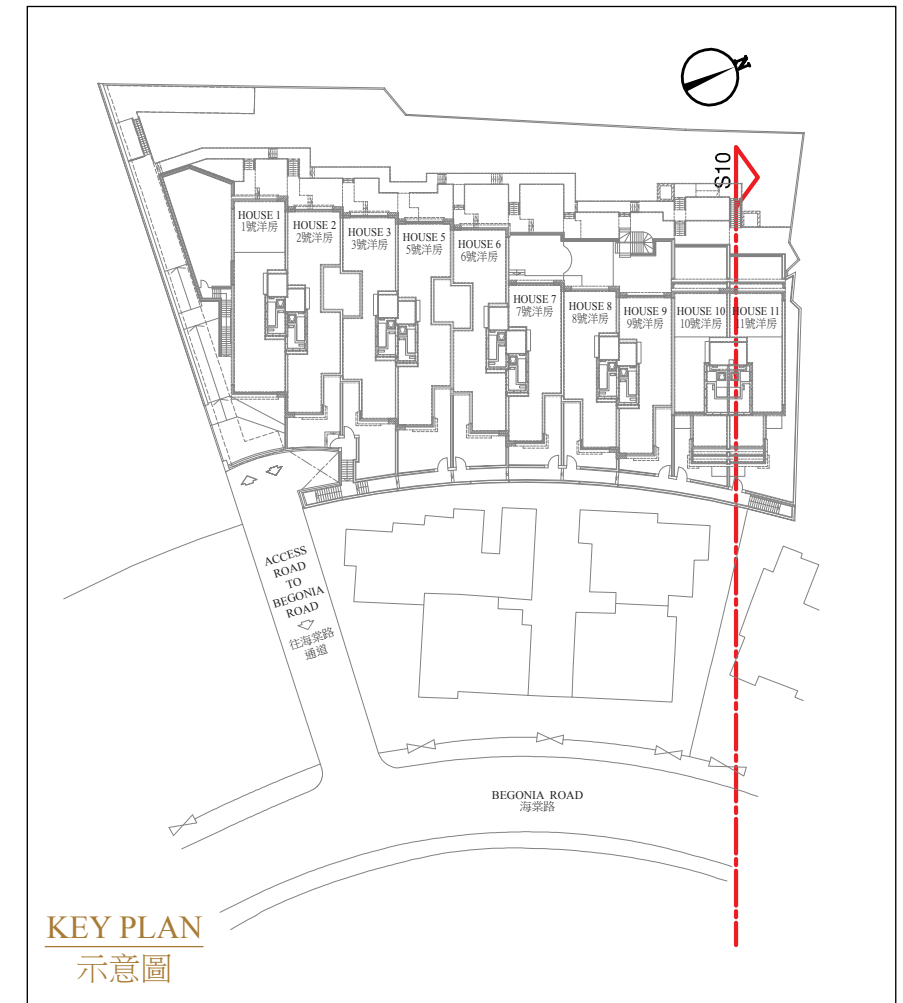
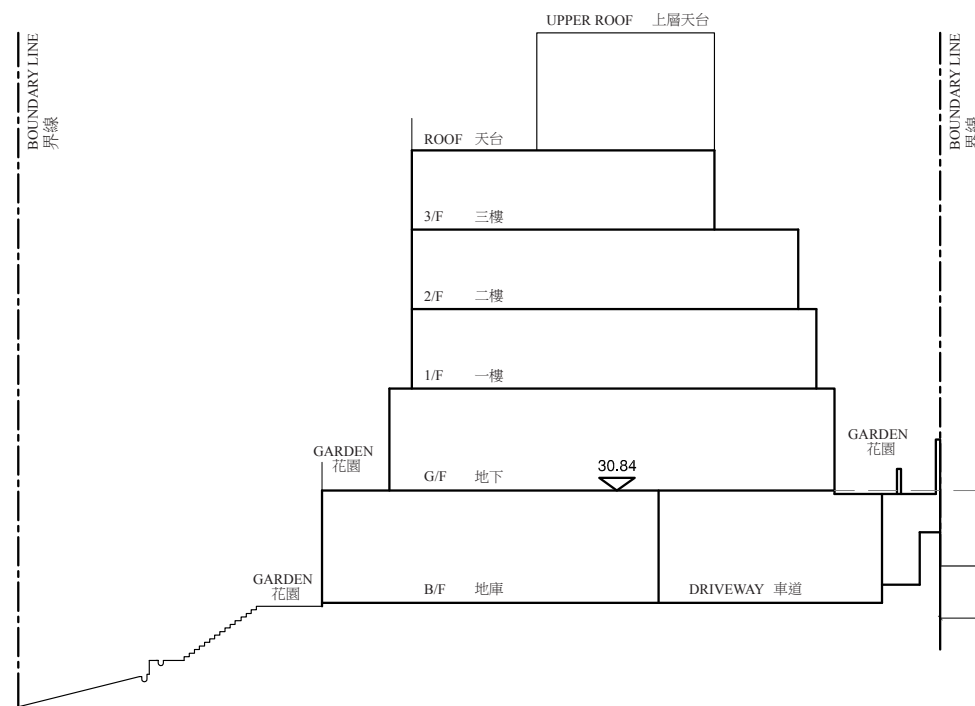
SECTION 9
橫截面圖 9

- ▽ Height in metres above Hong Kong Principal Datum (HKPD).
▽ 香港主水平基準以上高度 (米)。
- The part of Begonia Road adjacent to the building is 27.35 to 27.40 metres above Hong Kong Principal Datum.
毗連建築物的一段海棠路為香港主水平基準以上27.35至27.40米。
- Dotted line denotes the lowest residential floor.
虛線為最低住宅樓層水平。

19 | CROSS-SECTION PLAN OF BUILDING IN THE DEVELOPMENT

發展項目中的建築物的橫截面圖

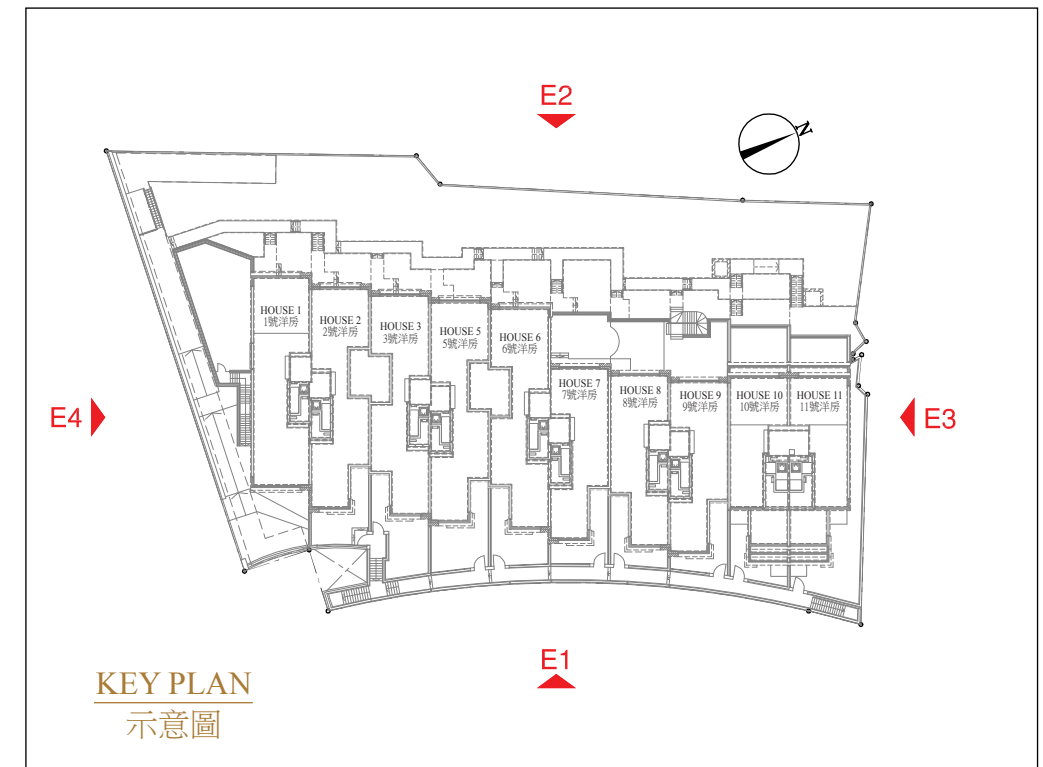
HOUSE 11 11 號洋房



SECTION 10
橫截面圖 10

- ▽ Height in metres above Hong Kong Principal Datum (HKPD).
▽ 香港主水平基準以上高度 (米)。
- The part of Begonia Road adjacent to the building is 27.40 metres above Hong Kong Principal Datum.
毗連建築物的一段海棠路為香港主水平基準以上27.40米。
- Dotted line denotes the lowest residential floor.
虛線為最低住宅樓層水平。

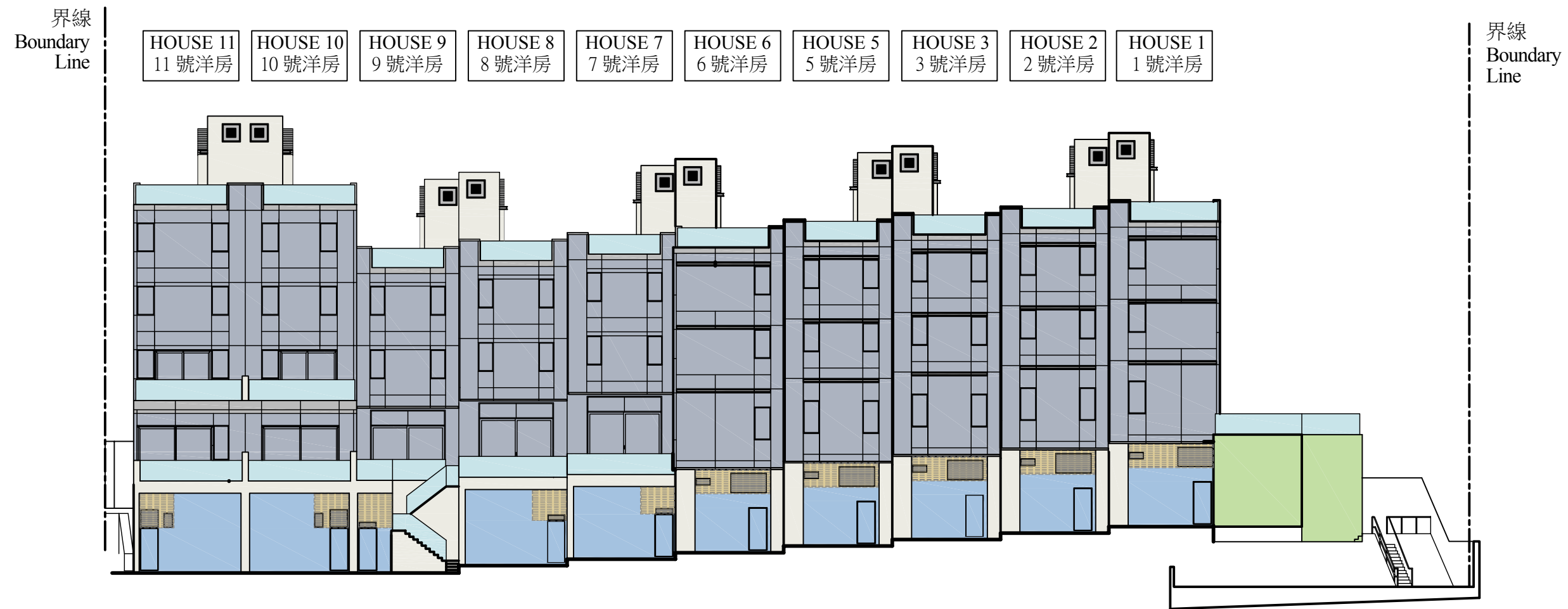
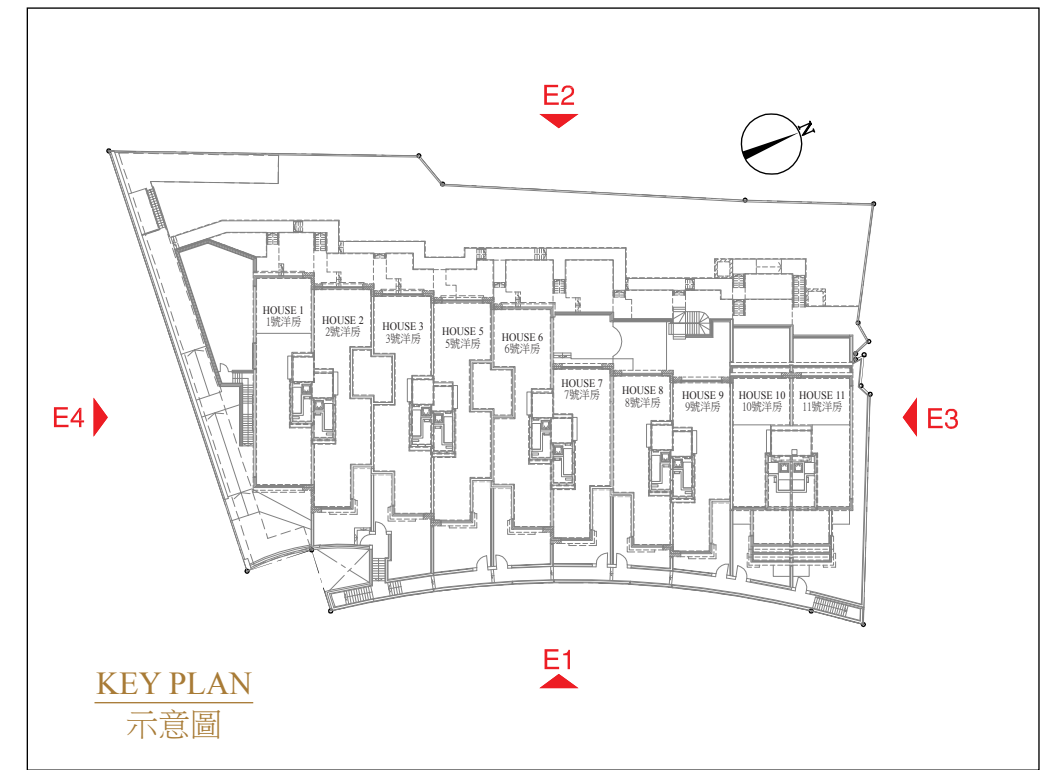
20 | ELEVATION PLAN 立面圖



ELEVATION PLAN 1
立面圖 1

Authorized person for the Development certified that the elevations shown on this plan:
發展項目的認可人士證明本圖所顯示的立面：
(a) are prepared on the basis of the approved building plans for the Development as of 10 June 2015; and
以2015年6月10日的情況為準的本發展項目的經批准的建築圖則為基礎擬備；及
(b) are in general accordance with the outward appearance of the Development.
大致上與發展項目的外觀一致。

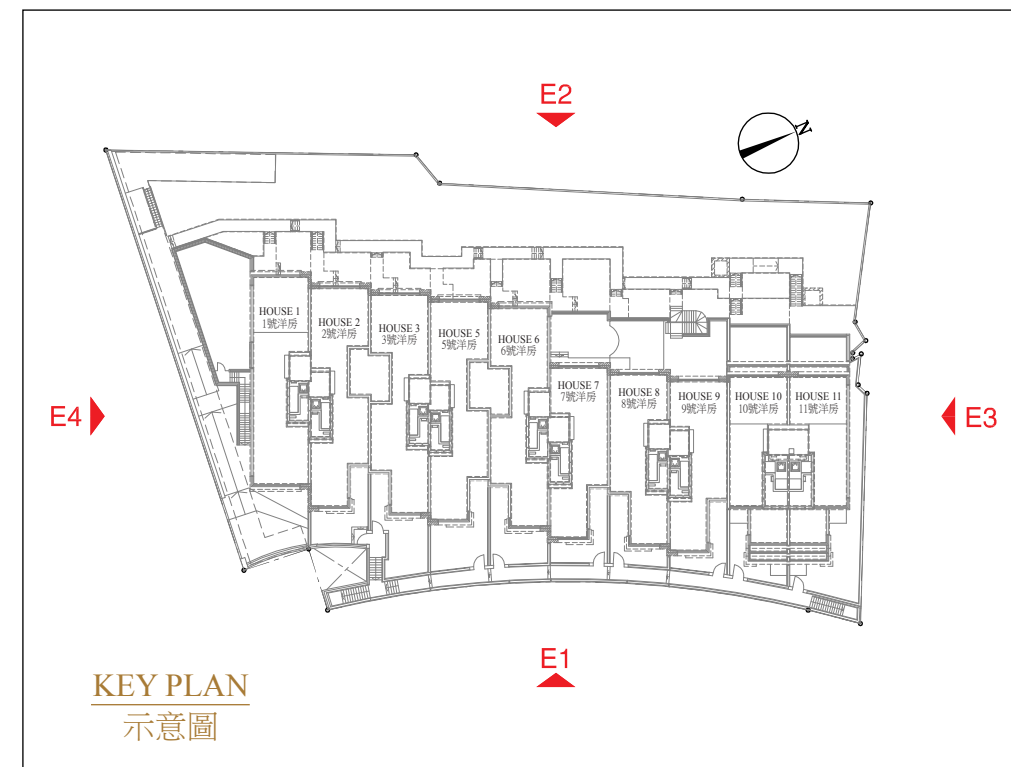
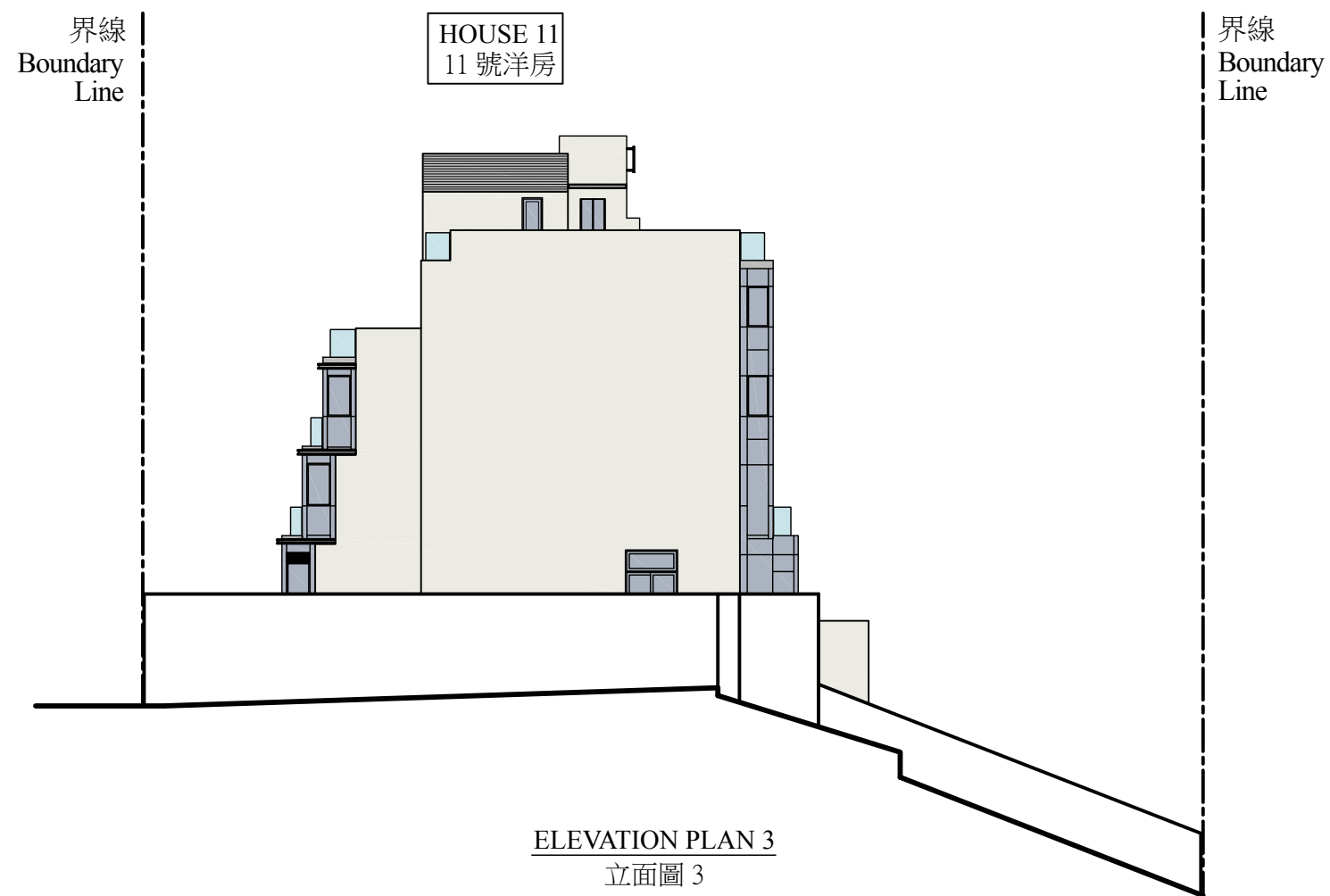
20 | ELEVATION PLAN 立面圖



ELEVATION PLAN 2
立面圖 2

Authorized person for the Development certified that the elevations shown on this plan:
發展項目的認可人士證明本圖所顯示的立面：
(a) are prepared on the basis of the approved building plans for the Development as of 10 June 2015; and
以2015年6月10日的情況為準的本發展項目的經批准的建築圖則為基礎擬備；及
(b) are in general accordance with the outward appearance of the Development.
大致上與發展項目的外觀一致。

20 | ELEVATION PLAN 立面圖

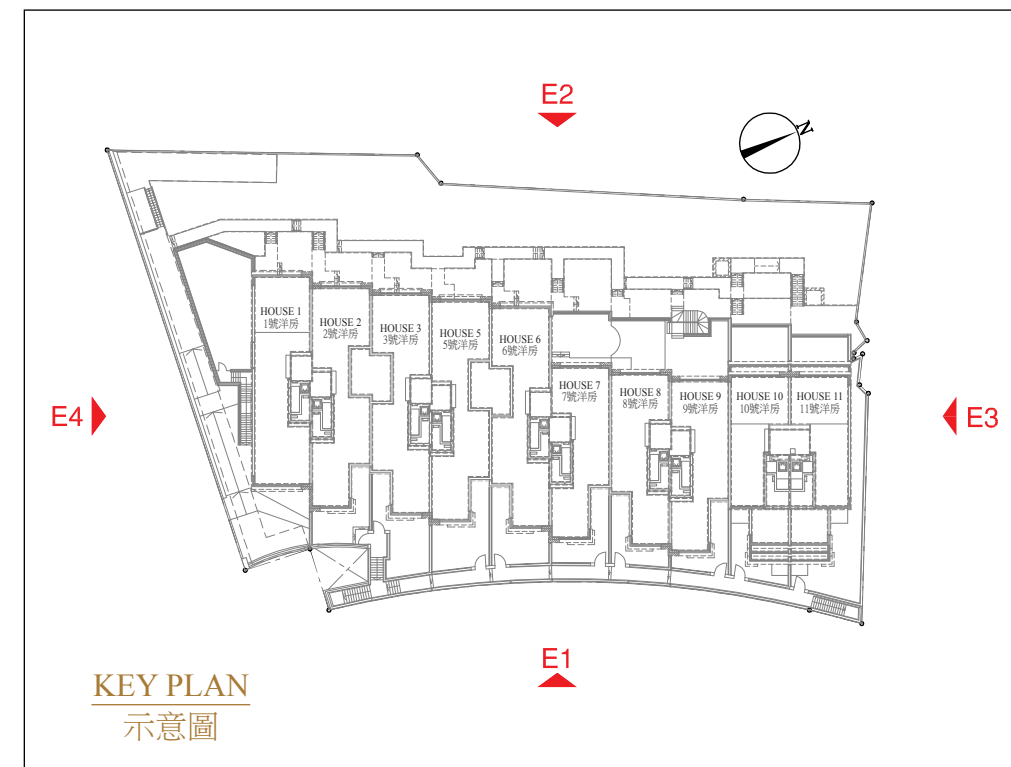


Authorized person for the Development certified that the elevations shown on this plan:
發展項目的認可人士證明本圖所顯示的立面：
(a) are prepared on the basis of the approved building plans for the Development as of 17 March 2015; and
以2015年3月17日的情況為準的本發展項目的經批准的建築圖則為基礎擬備；及
(b) are in general accordance with the outward appearance of the Development.
大致上與發展項目的外觀一致。

20 | ELEVATION PLAN 立面圖



ELEVATION PLAN 4
立面圖 4



KEY PLAN
示意圖

Authorized person for the Development certified that the elevations shown on this plan:
發展項目的認可人士證明本圖所顯示的立面：
(a) are prepared on the basis of the approved building plans for the Development as of 17 March 2015; and
以2015年3月17日的情況為準的本發展項目的經批准的建築圖則為基礎擬備；及
(b) are in general accordance with the outward appearance of the Development.
大致上與發展項目的外觀一致。

21 | INFORMATION ON COMMON FACILITIES IN THE DEVELOPMENT

發展項目中的公用設施的資料

Common Facilities 公用設施	Covered Area 有蓋面積	Uncovered Area 無蓋面積
	Area 面積 sq.m. (sq.ft.) 平方米 (平方呎)	Area 面積 sq.m. (sq.ft.) 平方米 (平方呎)
Residents' clubhouse (including any recreational facilities for residents' use) 住客會所 (包括供住客使用的任何康樂設施)	N/A 不適用	N/A 不適用
Communal garden or play area for residents' use on the roof, or on any floor between the roof and the lowest residential floor, of a building in the Development (whether known as a communal sky garden or otherwise) 位於發展項目中的建築物的天台或在天台和最低一層住宅樓層之間的任何一層的、供住客使用的公用花園或遊樂地方 (不論是稱為公用空中花園或有其他名稱)	N/A 不適用	89.037 (958)
Communal garden or play area for residents' use below the lowest residential floor of a building in the Development (whether known as a covered and landscaped play area or otherwise) 位於發展項目中的建築物的最低一層住宅樓層之下的、供住客使用的公用花園或遊樂地方 (不論是稱為有蓋及園景的遊樂場或有其他名稱)	N/A 不適用	697.599 (7,509)

Note 備註:

Areas in square metres as specified in above are based on the latest approved building plans. Areas in square feet are converted at a rate of 1 square metre to 10.764 square feet and rounded off to the nearest square foot. 上述所列以平方米顯示之面積乃依據最近的經批准的建築圖則。以平方呎顯示之面積均依據1平方米 = 10.764平方呎換算，並四捨五入至整數。

22 | INSPECTION OF PLANS AND DEED OF MUTUAL COVENANT

閱覽圖則及公契

1. A copy of Outline Zoning Plan relating to the Development is available at www.ozp.tpb.gov.hk.
 2. A copy of the latest draft of the deed of mutual covenant in respect of the Development as at the date on which the residential properties are offered to be sold is available for inspection free of charge at the place at which the residential properties are offered to be sold.
1. 備有關於本發展項目的分區計劃大綱圖的文本供閱覽的互聯網網站的網址為www.ozp.tpb.gov.hk。
 2. 發展項目的公契於該提供出售的日期的最新擬稿的文本存放在該住宅物業的售樓處，以供免費閱覽。

23 | FITTINGS, FINISHES AND APPLIANCES

裝置、裝修物料及設備

The Vendor undertakes that if lifts or appliances of the specified brand name or model number are not installed in the Development, lifts or appliances of comparable quality will be installed.

1. Exterior Finishes

		House 1	House 2 & House 3	House 5	House 6	House 7	House 8	House 9	House 10 & House 11
a.	External Wall	External wall of the house is finished with curtain wall, natural stone cladding and aluminium cladding. Garden fence wall is finished with glass balustrade.	External wall of each house is finished with curtain wall, natural stone cladding and aluminium cladding. Garden fence wall is finished with natural stone and glass balustrade.	External wall of the house is finished with curtain wall, natural stone cladding and aluminium cladding. Garden fence wall is finished with natural stone and glass balustrade.	External wall of the house is finished with curtain wall, natural stone cladding and aluminium cladding. Garden fence wall is finished with natural stone and glass balustrade.	External wall of the house is finished with curtain wall, natural stone cladding and aluminium cladding. Garden fence wall is finished with natural stone and glass balustrade.	External wall of the house is finished with curtain wall, natural stone cladding and aluminium cladding. Garden fence wall is finished with natural stone and glass balustrade.	External wall of the house is finished with curtain wall, natural stone cladding and aluminium cladding. Garden fence wall is finished with natural stone and glass balustrade.	External wall of each house is finished with curtain wall, natural stone cladding and aluminium cladding. Garden fence wall is finished with natural stone and glass balustrade.
b.	Window	All windows are fitted with aluminium window frame with clear glass.	All windows are fitted with aluminium window frame and clear glass except for windows in bathrooms which are fitted with acid-etched glass and windows in master bedroom, bedroom (2) and (3) which are fitted with clear glass and acid-etched glass.	All windows are fitted with aluminium window frame and clear glass except for windows in bathrooms which are fitted with acid-etched glass and windows in master bedroom, bedroom (2) and (3) which are fitted with clear glass and acid-etched glass.	All windows are fitted with aluminium window frame and clear glass except for windows in bathrooms which are fitted with acid-etched glass and windows in master bedroom, bedroom (2) and (3) which are fitted with clear glass and acid-etched glass.	All windows are fitted with aluminium window frame with clear glass except for windows in Bathrooms which are fitted with acid-etched glass.	All windows are fitted with aluminium window frame with clear glass except for windows in Bathroom at Bedroom (1) and one of the windows in Bedroom (3) which are fitted with acid-etched glass.	All windows are fitted with aluminium window frame with clear glass except for windows in Bathrooms which are fitted with acid-etched glass.	All windows are fitted with aluminium window frame with clear glass except for windows in Bathrooms which are fitted with acid-etched glass.
c.	Bay Window	Not applicable.	Not applicable.	Not applicable.	Not applicable.	Not applicable.	Not applicable.	Not applicable.	Not applicable.
d.	Planter	Not applicable.	Not applicable.	Not applicable.	Not applicable.	Not applicable.	Not applicable.	Not applicable.	Not applicable.
e.	Balcony or Verandah	Not applicable.	Not applicable.	Not applicable.	Not applicable.	Not applicable.	Not applicable.	Not applicable.	Not applicable.
f.	Drying Facilities for Clothing	Not applicable.	Not applicable.	Not applicable.	Not applicable.	Not applicable.	Not applicable.	Not applicable.	Not applicable.

2. Interior Finishes

		House 1	House 2 & House 3	House 5	House 6	House 7	House 8	House 9	House 10 & House 11	
a.	Lobby	Wall is plastered and finished with emulsion paint up to ceiling. Floor is finished with cement sand flooring without skirting. Ceiling is finished with emulsion paint.	Wall is plastered and finished with timber panel up to ceiling. Floor is finished with natural stone without skirting. Ceiling is finished with timber panel.	Wall is plastered and finished with emulsion paint up to ceiling. Floor is finished with cement sand flooring without skirting. Ceiling is finished with emulsion paint.	Wall is plastered and finished with emulsion paint up to ceiling. Floor is finished with cement sand flooring without skirting. Ceiling is finished with emulsion paint.	Wall is plastered and finished with emulsion paint up to ceiling. Floor is finished with cement sand flooring without skirting. Ceiling is finished with emulsion paint.	Wall is plastered and finished with emulsion paint up to ceiling. Floor is finished with cement sand flooring without skirting. Ceiling is finished with emulsion paint.	Wall is plastered and finished with emulsion paint up to ceiling. Floor is finished with cement sand flooring without skirting. Ceiling is finished with emulsion paint.	Wall is plastered and finished with emulsion paint up to ceiling. Floor is finished with cement sand flooring without skirting. Ceiling is finished with emulsion paint.	Wall is plastered and finished with timber panel up to ceiling. Floor is finished with natural stone without skirting. Ceiling is finished with timber panel.

23 | FITTINGS, FINISHES AND APPLIANCES

裝置、裝修物料及設備

The Vendor undertakes that if lifts or appliances of the specified brand name or model number are not installed in the Development, lifts or appliances of comparable quality will be installed.

2. Interior Finishes

	House 1	House 2 & House 3	House 5	House 6	House 7	House 8	House 9	House 10 & House 11
b. Internal Wall and Ceiling	<p>Exposed parts of Internal Wall Living room and dining room are finished with wallpaper, timber panel, natural stone, glass and mirror.</p> <p>Master bedroom is finished with wallpaper, timber panel, natural stone, mirror, metal and fabric panel.</p> <p>Bedroom (1) is finished with wallpaper, timber panel, faux leather panel and feature glass.</p> <p>Bedroom (2) is finished with wallpaper, timber panel, fabric panel and mirror.</p> <p>Bedroom (3) is finished with wallpaper and faux leather panel.</p> <p>Exposed parts of Ceiling Living room and dining room are fitted with suspended gypsum board ceiling and finished with timber panel, wallpaper and emulsion paint.</p> <p>Master Bedroom, Bedroom (1) and (3) are fitted with suspended gypsum board ceiling and finished with timber panel, wallpaper and emulsion paint.</p> <p>Bedroom (2) is fitted with suspended gypsum board ceiling and finished with wallpaper, timber panel, metal and emulsion paint.</p>	<p>Exposed parts of Internal Wall Living room, dining room and bedrooms are plastered and finished with emulsion paint.</p> <p>Exposed parts of Ceiling Living room, dining room and bedrooms are fitted with suspended gypsum board false ceiling and finished with emulsion paint.</p>	<p>Exposed parts of Internal Wall Living room and dining room are finished with faux leather panel, timber panel, metal, wallpaper, natural stone and mirror.</p> <p>Master bedroom is finished with timber veneer, fabric panel, wallpaper, metal, glass and mirror.</p> <p>Bedroom (1) is finished with wallpaper, metal and mirror.</p> <p>Bedroom (2) is finished with wallpaper, fabric panel, metal and mirror.</p> <p>Bedroom (3) is finished with timber veneer, fabric panel, metal and wallpaper.</p> <p>Exposed parts of Ceiling Living room and dining room are fitted with suspended gypsum board and finished with metal and emulsion paint.</p> <p>Bedrooms are fitted with suspended gypsum board ceiling and finished with metal and emulsion paint.</p>	<p>Exposed parts of Internal Wall Living room, dining room and bedrooms are plastered and finished with emulsion paint.</p> <p>Exposed parts of Ceiling Living room, dining room and bedrooms are plastered and finished with emulsion paint.</p>	<p>Exposed parts of Internal Wall Living room, dining room and bedrooms are plastered and finished with emulsion paint.</p> <p>Exposed parts of Ceiling Living room, dining room and bedrooms are plastered and finished with emulsion paint.</p>	<p>Exposed parts of Internal Wall Living room and dining room are finished with faux leather panel, timber panel, metal, wallpaper, natural stone and mirror.</p> <p>Master bedroom is finished with timber veneer, fabric panel, wallpaper, metal, glass and mirror.</p> <p>Bedroom (1) is finished with wallpaper, metal and mirror.</p> <p>Bedroom (2) is finished with wallpaper, fabric panel, metal and mirror.</p> <p>Bedroom (3) is finished with timber veneer, fabric panel, metal and wallpaper.</p> <p>Exposed parts of Ceiling Living room and dining room are fitted with suspended gypsum board and finished with metal and emulsion paint.</p> <p>Bedrooms are fitted with suspended gypsum board ceiling and finished with metal and emulsion paint.</p>	<p>Exposed parts of Internal Wall Living room and dining room are finished with faux leather panel, timber panel, metal, wallpaper, natural stone and mirror.</p> <p>Master bedroom is finished with timber veneer, fabric panel, wallpaper and metal.</p> <p>Bedroom (1) is finished with wallpaper, metal and mirror.</p> <p>Bedroom (2) is finished with wallpaper and fabric panel.</p> <p>Bedroom (3) is finished with timber veneer, fabric panel, metal and wallpaper.</p> <p>Exposed parts of Ceiling Living room and dining room are fitted with suspended gypsum board and finished with metal and emulsion paint.</p> <p>Bedrooms are fitted with suspended gypsum board ceiling and finished with metal and emulsion paint.</p>	<p>Exposed parts of Internal Wall Living room, dining room and bedrooms are plastered and finished with emulsion paint.</p> <p>Exposed parts of Ceiling Living room, dining room and bedrooms are fitted with suspended gypsum board false ceiling and finished with emulsion paint.</p>

23 | FITTINGS, FINISHES AND APPLIANCES

裝置、裝修物料及設備

The Vendor undertakes that if lifts or appliances of the specified brand name or model number are not installed in the Development, lifts or appliances of comparable quality will be installed.

2. Interior Finishes

		House 1	House 2 & House 3	House 5	House 6	House 7	House 8	House 9	House 10 & House 11
c.	Internal floor	<p>Living room and dining room are finished with natural stone with wooden and natural stone skirting.</p> <p>Master bedroom is finished with carpet, natural stone and wooden skirting.</p> <p>Bedroom (1), (2) and (3) are finished with carpet and wooden skirting.</p>	<p>Living room and dining room are finished with natural stone with natural stone skirting.</p> <p>Master bedroom and bedroom (2) are finished with natural stone, timber flooring with wooden skirting.</p> <p>Bedroom (1) and (3) are finished with timber flooring with wooden skirting.</p>	<p>Living room and dining room are finished with natural stone flooring with metal skirting.</p> <p>Bedrooms are finished with engineered timber flooring with metal skirting.</p>	<p>Living room, dining room and bedrooms are finished with cement sand flooring without skirting.</p>	<p>Living room, dining room and bedrooms are finished with cement sand flooring without skirting.</p>	<p>Living room and dining room are finished with natural stone flooring without skirting.</p> <p>Bedrooms are finished with engineered timber flooring without skirting.</p>	<p>Living room and dining room are finished with natural stone flooring with stainless steel skirting.</p> <p>Bedrooms are finished with engineered timber flooring with stainless steel skirting.</p>	<p>Living room and dining room are finished with natural stone with natural stone skirting.</p> <p>Bedroom (1) and (2) are finished with natural stone, timber flooring with wooden skirting.</p> <p>Master bedroom, bedroom (3) and family room are finished with timber flooring with wooden skirting.</p>
d.	Bathroom	<p>Bathroom at Master Bedroom Exposed parts of wall are finished with natural stone and mirror up to false ceiling.</p> <p>Floor is finished with natural stone.</p> <p>Ceiling is fitted with suspended gypsum board and painted with emulsion paint.</p> <p>Bathroom at Bedroom (1) Exposed parts of wall are finished with natural stone and glass up to false ceiling.</p> <p>Floor is finished with natural stone.</p> <p>Ceiling is fitted with suspended gypsum board and painted with emulsion paint.</p> <p>Bathroom at Bedroom (2) Exposed parts of wall are finished with metal and natural stone up to false ceiling.</p> <p>Floor is finished with natural stone.</p> <p>Ceiling is fitted with suspended gypsum board and painted with emulsion paint.</p>	<p>Bathrooms at Master Bedroom, Bedroom (1), (2), (3) and Living Room Lavatory Exposed parts of wall are finished with natural stone up to false ceiling.</p> <p>Floor is finished with natural stone.</p> <p>Ceiling is fitted with suspended gypsum board false ceiling with emulsion paint.</p> <p>Store Room Lavatory Exposed parts of wall are finished with ceramic tile up to false ceiling.</p> <p>Floor is finished with ceramic tile.</p> <p>Ceiling is fitted with aluminium panel.</p>	<p>Bathroom at Master Bedroom Exposed parts of wall are finished with natural stone and mirror up to false ceiling.</p> <p>Floor is finished with natural stone.</p> <p>Ceiling is fitted with suspended gypsum board and finished with emulsion paint.</p> <p>Bathrooms at Bedroom (1) and (2) Exposed parts of wall are finished with natural stone up to false ceiling.</p> <p>Floor is finished with natural stone.</p> <p>Ceiling is fitted with suspended gypsum board and finished with emulsion paint.</p> <p>Dining Room Lavatory Exposed parts of wall are finished with natural stone and mirror up to false ceiling.</p> <p>Floor is finished with natural stone.</p> <p>Ceiling is fitted with suspended gypsum board and finished with emulsion paint.</p>	<p>Bathrooms at Master Bedroom, Bedroom (1), (2), (3), Living Room Lavatory and Store Room Lavatory Wall is finished with ceramic tile and emulsion paint up to ceiling. Floor is finished with homogenous tile. Ceiling is finished with emulsion paint.</p>	<p>Bathrooms at Master Bedroom, Bedroom (1), (2), (3), Dining Room Lavatory and Store Room Lavatory Wall is finished with ceramic tile and emulsion paint up to ceiling. Floor is finished with homogenous tile. Ceiling is finished with emulsion paint.</p>	<p>Bathroom at Master Bedroom Exposed parts of wall are finished with natural stone and mirror up to false ceiling.</p> <p>Floor is finished with natural stone.</p> <p>Ceiling is fitted with suspended gypsum board and finished with emulsion paint.</p> <p>Bathrooms at Bedroom (1) and (2) Exposed parts of wall are finished with natural stone up to false ceiling.</p> <p>Floor is finished with natural stone.</p> <p>Ceiling is fitted with suspended gypsum board and finished with emulsion paint.</p> <p>Dining Room Lavatory Exposed parts of wall are finished with natural stone and mirror up to false ceiling.</p> <p>Floor is finished with natural stone.</p> <p>Ceiling is fitted with suspended gypsum board and finished with emulsion paint.</p>	<p>Bathroom at Master Bedroom Exposed parts of wall are finished with natural stone and mirror up to false ceiling.</p> <p>Floor is finished with natural stone.</p> <p>Ceiling is fitted with suspended gypsum board and finished with emulsion paint.</p> <p>Bathrooms at Bedroom (1) and (2) Exposed parts of wall are finished with natural stone up to false ceiling.</p> <p>Floor is finished with natural stone.</p> <p>Ceiling is fitted with suspended gypsum board and finished with emulsion paint.</p> <p>Dining Room Lavatory Exposed parts of wall are finished with natural stone and mirror up to false ceiling.</p> <p>Floor is finished with natural stone.</p> <p>Ceiling is fitted with suspended gypsum board and finished with emulsion paint.</p>	<p>Bathrooms at Master Bedroom, Family Room, Bedroom (1), (2), (3) and Dining Room Lavatory Exposed parts of wall are finished with natural stone up to false ceiling.</p> <p>Floor is finished with natural stone.</p> <p>Ceiling is fitted with suspended gypsum board false ceiling with emulsion paint.</p>

23 | FITTINGS, FINISHES AND APPLIANCES

裝置、裝修物料及設備

The Vendor undertakes that if lifts or appliances of the specified brand name or model number are not installed in the Development, lifts or appliances of comparable quality will be installed.

2. Interior Finishes

		House 1	House 2 & House 3	House 5	House 6	House 7	House 8	House 9	House 10 & House 11	
d.	Bathroom	<p>Bathroom at Bedroom (3) and Living Room Lavatory Exposed parts of wall are finished with natural stone up to false ceiling.</p> <p>Floor is finished with natural stone.</p> <p>Ceiling is fitted with suspended gypsum board and finished with emulsion paint.</p> <p>Store Room Lavatory Exposed parts of wall are finished with ceramic tile up to false ceiling.</p> <p>Floor is finished with ceramic tile.</p> <p>Ceiling is fitted with aluminium panel.</p>		<p>Bathrooms at Bedroom (1) and (2) Exposed parts of wall are finished with natural stone up to false ceiling.</p> <p>Floor is finished with natural stone.</p> <p>Ceiling is fitted with suspended gypsum board and finished with emulsion paint.</p> <p>Dining Room Lavatory Exposed parts of wall are finished with natural stone and mirror up to false ceiling.</p> <p>Floor is finished with natural stone.</p> <p>Ceiling is fitted with suspended gypsum board and finished with emulsion paint.</p>				<p>Bathrooms at Bedroom (1) and (2) Exposed parts of wall are finished with natural stone up to false ceiling.</p> <p>Floor is finished with natural stone.</p> <p>Ceiling is fitted with suspended gypsum board and finished with emulsion paint.</p> <p>Dining Room Lavatory Exposed parts of wall are finished with natural stone and mirror up to false ceiling.</p> <p>Floor is finished with natural stone.</p> <p>Ceiling is fitted with suspended gypsum board and finished with emulsion paint.</p>	<p>Bathrooms at Bedroom (1) and (2) Exposed parts of wall are finished with natural stone up to false ceiling.</p> <p>Floor is finished with natural stone.</p> <p>Ceiling is fitted with suspended gypsum board and finished with emulsion paint.</p> <p>Dining Room Lavatory Exposed parts of wall are finished with natural stone and mirror up to false ceiling.</p> <p>Floor is finished with natural stone.</p> <p>Ceiling is fitted with suspended gypsum board and finished with emulsion paint.</p>	
e.	Kitchen	<p>Exposed parts of wall are finished with timber panel, glass and natural stone up to false ceiling.</p> <p>Exposed parts of floor are finished with natural stone.</p> <p>Ceiling is fitted with suspended gypsum board and painted with emulsion paint.</p> <p>Cooking bench is finished with natural stone.</p>	<p>Wall is finished with natural stone and stainless steel panel where exposed.</p> <p>Floor is finished with natural stone.</p> <p>Ceiling is fitted with suspended gypsum board false ceiling with emulsion paint.</p> <p>Cooking bench is finished with reconstituted stone.</p>	<p>Exposed parts of wall are finished with natural stone and mirror up to false ceiling.</p> <p>Exposed parts of floor are finished with natural stone.</p> <p>Ceiling is fitted with suspended gypsum board and finished with metal and emulsion paint.</p> <p>Cooking bench is finished with artificial stone.</p>	<p>Wall is finished with ceramic tiles and emulsion paint up to ceiling.</p> <p>Floor is finished with homogenous tile.</p> <p>Ceiling is finished with emulsion paint.</p> <p>There is no cooking bench.</p>	<p>Wall is finished with ceramic tiles and emulsion paint up to ceiling.</p> <p>Floor is finished with homogenous tile.</p> <p>Ceiling is finished with emulsion paint.</p> <p>There is no cooking bench.</p>	<p>Exposed parts of wall are finished with natural stone up to false ceiling.</p> <p>Exposed parts of floor are finished with natural stone.</p> <p>Ceiling is fitted with suspended gypsum board and finished with metal and emulsion paint.</p> <p>Cooking bench is finished with artificial stone.</p>	<p>Exposed parts of wall are finished with natural stone and mirror up to false ceiling.</p> <p>Exposed parts of floor are finished with natural stone.</p> <p>Ceiling is fitted with suspended gypsum board and finished with metal and emulsion paint.</p> <p>Cooking bench is finished with artificial stone.</p>	<p>Wall is finished with natural stone and stainless steel panel where exposed.</p> <p>Floor is finished with natural stone.</p> <p>Ceiling is fitted with suspended gypsum board false ceiling with emulsion paint.</p> <p>Cooking bench is finished with reconstituted stone.</p>	

The Vendor undertakes that if lifts or appliances of the specified brand name or model number are not installed in the Development, lifts or appliances of comparable quality will be installed.

3. Interior Fittings

	House 1	House 2 & House 3	House 5	House 6	House 7	House 8	House 9	House 10 & House 11
a. Doors	<p>Basement Entrance Door (Garden Doors to Living Room) Aluminium folding door fitted with tempered glass, aluminium door frame, hinge, handle and lockset.</p> <p>Kitchen Door Double solid core veneered timber door fitted with tempered glass, door frame, hinge and door closer.</p> <p>Kitchen Door (Interior) Tempered glass door fitted with handle.</p> <p>Store Room Door Solid core veneered finished timber door fitted with door frame, hinge, handle, door stopper and lockset.</p> <p>Living Room Lavatory Door Solid core marble finished timber door fitted with door frame, hinge, door closer, handle and lockset.</p> <p>Store Room Lavatory Door Tempered glass sliding door with handle.</p> <p>Master Bedroom Door Double solid core veneered finished timber door fitted with door frame, hinge, door closer, handle and lockset.</p> <p>Doors of Bedroom (1), (2) and (3) Solid core veneered finished timber door fitted with door frame, hinge, door closer, handle and lockset.</p> <p>Doors of Bathroom at Master Bedroom Solid core veneered timber door fitted with door frame, hinge, door stopper, handle and lockset.</p>	<p>Kitchen Door Solid core wood veneer finished timber door fitted with tempered glass, upholstered finish panel, door frame, hinge, door closer, door stopper and handle.</p> <p>Store Room Door Hollow core wood veneer finished timber door with louver and fitted with door frame, hinge, door stopper, handle and lockset.</p> <p>Living Room Lavatory Door Hollow core wood veneer finished timber door and fitted with upholstered finish panel, door frame, hinge, door stopper, handle and lockset.</p> <p>Store Room Lavatory Door Aluminium bi-fold door fitted with aluminium door frame, hinge, handle and lockset.</p> <p>Doors of Master Bedroom, Bedroom (1), (2) and (3) Double solid core wood veneer finished timber door fitted with upholstered finish panel, door frame, hinge, door closer, door stopper, handle and lockset.</p> <p>Doors of Bathrooms at Master Bedroom, Bedroom (1), (2) and (3) Hollow core wood veneer finished timber door and fitted with upholstered finish panel, door frame, hinge, door stopper, handle and lockset.</p> <p>Walk-in Closet Sliding Door at Master Bedroom, Bedroom (2) Hollow core wood veneer finished timber sliding door with louver fitted with upholstered finish panel, door frame, recessed handle and lockset.</p> <p>Door of Corridor to Flat Roof Solid core wood veneered finished timber door finished with door frame, door hinge, door closer, door stopper, handle and lockset.</p>	<p>Garden Door to Living Room Aluminium sliding door fitted with tempered glass, aluminium door frame, handle and lockset.</p> <p>Internal Garden Door Aluminium door fitted with tempered glass, aluminium door frame, hinge, handle and lockset.</p> <p>Store Room Door Solid core veneer finished timber door fitted with door frame, hinge, handle and lockset.</p> <p>Dining Room Lavatory Door Solid core veneer finished timber door fitted with door frame, hinge, handle and lockset.</p> <p>Store Room Lavatory Door Solid core veneer finished timber door fitted with door frame, hinge, handle and lockset.</p> <p>Doors of Master Bedroom, Bedroom (1), (2) and (3) Solid core veneered finished timber door fitted with door frame, hinge, handle and lockset.</p> <p>Door of Bedroom (3) (Interior) Sliding solid core veneered finished timber door fitted with handle.</p> <p>Doors of Bathroom at Master Bedroom Sliding solid core veneered, timber door fitted with door frame, handle and lockset.</p>	<p>Kitchen Door Solid core plastic laminated finished timber door fitted with door frame, hinge, door closer, door stopper and handle.</p> <p>Store Room Door Hollow core plastic laminated finished timber door with louver and fitted with door frame, hinge and lockset.</p> <p>Living Room Lavatory Door Hollow core plastic laminated finished timber door with louver and fitted with door frame, hinge and lockset.</p> <p>Store Room Lavatory Door Hollow core plastic laminated finished timber door with louver and fitted with door frame, hinge and lockset.</p> <p>Doors of Bathrooms at Master Bedroom, Bedroom (1), (2) and (3) Hollow core plastic laminated finished timber door with louver and fitted with door frame, hinge and lockset.</p> <p>Door of Flat Roof on Roof Floor Aluminium door fitted with tempered glass, aluminium door frame, hinge, door closer, handle and lockset.</p>	<p>Kitchen Door Solid core plastic laminated finished timber door fitted with door frame, hinge, door closer, door stopper and handle.</p> <p>Store Room Door Hollow core plastic laminated finished timber door with louver and fitted with door frame, hinge and lockset.</p> <p>Dining Room Lavatory Door Hollow core plastic laminated finished timber door with louver and fitted with door frame, hinge, door stopper and lockset.</p> <p>Store Room Lavatory Door Hollow core plastic laminated finished timber door with louver and fitted with door frame, hinge, door stopper and lockset.</p> <p>Doors of Bathrooms at Master Bedroom, Bedroom (1), (2) and (3) Hollow core plastic laminated finished timber door fitted with door frame, hinge, door stopper and lockset.</p> <p>Door of Flat Roof on Roof Floor Aluminium door fitted with tempered glass, aluminium door frame, hinge, door closer, handle and lockset.</p>	<p>Garden Door to Living Room Aluminium sliding door fitted with tempered glass, aluminium door frame, handle and lockset.</p> <p>Kitchen Door Solid core veneer finished timber door fitted with door frame, hinge, door closer, handle and lockset.</p> <p>Store Room Door Solid core veneer and mirror finished timber door fitted with door frame, hinge, door closer and handle.</p> <p>Dining Room Lavatory Door Solid core veneer finished timber door fitted with door frame, hinge, door closer, handle and lockset.</p> <p>Store Room Lavatory Door Aluminium bi-fold door fitted with frosted glass and door frame.</p> <p>Doors of Master Bedroom, Bedroom (1), (2) and (3) Solid core veneered finished timber door fitted with door frame, hinge, handle and lockset.</p> <p>Door of Bedroom (3) (Interior) Double sliding solid core veneered finished timber door fitted with door frame, feature glass and handle.</p> <p>Doors of Bathroom at Master Bedroom Solid core veneered timber door fitted with door frame, hinge, door stopper, handle and lockset.</p>	<p>Garden Door to Living Room Aluminium sliding door fitted with tempered glass, aluminium door frame, handle and lockset.</p> <p>Kitchen Door Solid core veneer finished timber door fitted with door frame, hinge, door closer, handle and lockset.</p> <p>Store Room Door Solid core veneer and mirror finished timber door fitted with door frame, hinge, door closer and handle.</p> <p>Dining Room Lavatory Door Solid core veneer finished timber door fitted with door frame, hinge, door closer, handle and lockset.</p> <p>Store Room Lavatory Door Aluminium bi-fold door fitted with frosted glass and door frame.</p> <p>Doors of Master Bedroom, Bedroom (1), (2) and (3) Solid core veneered finished timber door fitted with door frame, hinge, handle and lockset.</p> <p>Door of Bedroom (3) (Interior) Double sliding solid core veneered finished timber door fitted with door frame, fabric panel and handle.</p> <p>Doors of Bathroom at Master Bedroom Solid core veneered timber door fitted with door frame, hinge, door stopper, handle and lockset.</p>	<p>Garden Door to Living Room (For House 10 only) Aluminium sliding door fitted with tempered glass, aluminium door frame and lockset.</p> <p>Garden Doors to Living Room (For House 11 only) Aluminium sliding door fitted with tempered glass, aluminium door frame and lockset.</p> <p>Garden Door to Dining Room Aluminium door fitted with tempered glass, aluminium door frame, hinge, handle and lockset.</p> <p>Garden Door to Kitchen (This Door forms part of the curtain wall) Aluminium door fitted with tempered glass, aluminium door frame, hinge, handle and lockset.</p> <p>Kitchen Door Solid core wood veneer finished timber door fitted with tempered glass, upholstered finish panel door frame, hinge, door closer, door stopper and handle.</p> <p>Living Room Door to Spiral Staircase Hollow core wood veneer finished timber door and fitted with upholstered finish panel door frame, door stopper, handle and lockset.</p> <p>Dining Room Lavatory Door Hollow core wood veneer finished timber door and fitted with door frame, hinge, door stopper, handle and lockset.</p> <p>Door of Family Room Solid core wood veneer finished timber door fitted with door frame, hinge, door closer, door stopper, handle and lockset.</p> <p>Door of Bathroom at Family Room Hollow core wood veneer finished timber door and fitted with upholstered finish panel, door frame, hinge, door stopper, handle and lockset.</p>

23 | FITTINGS, FINISHES AND APPLIANCES

裝置、裝修物料及設備

The Vendor undertakes that if lifts or appliances of the specified brand name or model number are not installed in the Development, lifts or appliances of comparable quality will be installed.

3. Interior Fittings

		House 1	House 2 & House 3	House 5	House 6	House 7	House 8	House 9	House 10 & House 11	
a.	Doors	<p>Doors of Walk-in closet in Bedroom (1), (2) and (3) Solid core veneered finished timber sliding door with tempered glass, door frame, handle and lockset.</p> <p>Door of Walk-in closet in Master Bedroom and Door in Walk-in closet Solid core veneered finished timber sliding door with tempered glass, door frame and recessed handle.</p> <p>Doors of Bathroom at Master Bedroom, Bedroom (1), (2) and (3) Solid core veneered finished timber door fitted with door frame, hinge, door stopper, handle and lockset.</p> <p>Door of Flat Roof on Roof Floor Aluminium door fitted with tempered glass, aluminium door frame, hinge, door closer, handle and lockset.</p>	<p>Door of Flat Roof on Roof Floor Aluminium door fitted with tempered glass, aluminium door frame, hinge, door closer, handle and lockset.</p>	<p>Doors of Bathrooms at Bedroom (1) and (2) Solid core veneered finished timber door fitted with door frame, hinge, handle and lockset.</p> <p>Door of Flat Roof on Roof Floor Aluminium door fitted with tempered glass, aluminium door frame, hinge, door closer, handle and lockset.</p>				<p>Doors of Bathrooms at Bedroom (1) and (2) Tempered glass door fitted with door frame, hinge and handle.</p> <p>Door of Flat Roof on Roof Floor Aluminium door fitted with tempered glass, aluminium door frame, hinge, door closer, handle and lockset.</p>	<p>Doors of Bathrooms at Bedroom (1) and (2) Solid core veneered timber door fitted with door frame, hinge, door stopper, handle and lockset.</p> <p>Door of Flat Roof on Roof Floor Aluminium door fitted with tempered glass, aluminium door frame, hinge, door closer, handle and lockset.</p>	<p>Door of Flat Roof from Family Room Aluminium sliding door fitted with tempered glass, aluminium door frame and lockset.</p> <p>Doors of Master Bedroom, Bedroom (1), (2) and (3) Double solid core wood veneer finished timber door fitted with upholstered finish panel, door frame, hinge, door closer, door stopper, handle and lockset.</p> <p>Doors of Bathrooms at Master Bedroom, Bedroom (1), (2) and (3) Hollow core wood veneer finished timber door and fitted with upholstered finish panel, door frame, hinge, door stopper, handle and lockset.</p> <p>Walk-in Closet Sliding Door at Master Bedroom Hollow core wood veneer finished timber sliding door with louver fitted with upholstered finish panel, door frame, recessed handle and lockset.</p> <p>Doors of Flat Roofs from Bedroom (1) and (2) Aluminium sliding door fitted with tempered glass, aluminium door frame and lockset.</p> <p>Door of Corridor to Flat Roof Solid core wood veneered finished timber door finished with door frame, door hinge, door closer, door stopper, handle and lockset.</p> <p>Door of Flat Roof on Third Floor Aluminium door fitted with tempered glass, aluminium door frame, hinge and lockset.</p> <p>Door of Flat Roof on Roof Floor Aluminium door fitted with tempered glass, aluminium door frame, hinge, door closer, handle and lockset.</p>

23 | FITTINGS, FINISHES AND APPLIANCES

裝置、裝修物料及設備

The Vendor undertakes that if lifts or appliances of the specified brand name or model number are not installed in the Development, lifts or appliances of comparable quality will be installed.

3. Interior Fittings

		House 1	House 2 & House 3	House 5	House 6	House 7	House 8	House 9	House 10 & House 11
b.	Bathroom	<p>Bathroom at Master Bedroom Countertop fitted with natural stone and natural stone wash basin. Sanitary wares and accessories including acrylic bathtub (1900mm (L) x 900mm (W) x 470mm (H)), chrome plated bathtub shower set, shower cubicle, vitreous china water closet, chrome plated bathtub mixer, chrome plated shower set, chrome plated rain shower, chrome plated basin mixer, chrome plated towel holder, chrome plated towel ring, chrome plated coat hook and chrome plated paper roll holder.</p> <p>Bathroom at Bedroom (1) Countertop fitted with natural stone and wooden vanity unit with mirror and metal. Sanitary wares and accessories including shower cubicle, vitreous china water closet, vitreous china wash basin, chrome plated shower set, chrome plated rain shower, chrome plated basin mixer, chrome plated towel holder, chrome plated towel ring, chrome plated coat hook and chrome plated paper roll holder.</p> <p>Bathroom at Bedroom (2) Countertop fitted with natural stone and wooden vanity unit with mirror and metal. Sanitary wares and accessories including reinforced acrylic bathtub (1524mm (L) x 813mm (W) x 559 mm (H)), shower cubicle, vitreous china water closet, vitreous china wash basin, chrome plated bathtub mixer, chrome plated shower set, chrome plated rain shower, chrome plated basin mixer, chrome plated towel holder, chrome plated coat hook and chrome plated paper roll holder.</p>	<p>Bathroom at Bedroom (1) Countertop fitted with natural stone, wooden vanity unit with mirror. Fitted with vitreous china water closet, wash basin, chrome plated basin mixer, chrome plated shower mixer, chrome plated bathtub mixer, chrome plated towel bar and paper holder.</p> <p>Bathrooms at Master Bedroom, Bedroom (2) and (3) Countertop fitted with natural stone, wooden vanity unit with mirror. Fitted with vitreous china water closet, wash basin, steel enamel bathtub (1700mm (L) x 750mm (W) x 410mm (H)), chrome plated shower mixer, chrome plated bathtub mixer, chrome plated basin mixer, chrome plated towel bar and paper holder.</p> <p>Living Room Lavatory Countertop fitted with natural stone, wooden vanity unit with mirror. Fitted with vitreous china water closet, wash basin, chrome plated basin mixer, chrome plated towel bar and paper holder.</p> <p>Store Room Lavatory Fitted with vitreous china water closet, wall mounted basin and chrome plated basin mixer.</p> <p>Bathrooms and lavatories are fitted with exhaust fans.</p> <p>For details of type and material of water supply system, please refer to item (j) Water Supply.</p> <p>For brand names & provisions of appliances, please refer to “Appliances Schedules”.</p>	<p>Bathroom at Master Bedroom Countertop fitted with natural stone and natural stone wash basin. Sanitary wares and accessories including acrylic bathtub (1829mm (L) x 1067mm (W) x 559mm (H)), vitreous china water closet, chrome plated bathtub mixer and shower head, chrome plated basin mixer and chrome plated towel holder.</p> <p>Dining Room Lavatory Fitted with vitreous china water closet, vitreous china wash basin set and chrome plated basin mixer.</p> <p>Store Room Lavatory Fitted with vitreous china water closet, vitreous china wash basin and chrome plated basin mixer.</p> <p>Bathrooms and lavatories are fitted with exhaust fans.</p> <p>For details of type and material of water supply system, please refer to item (j) Water Supply.</p> <p>For brand names & provisions of appliances, please refer to “Appliances Schedules”.</p>	<p>Bathrooms at Master Bedroom and Bedroom (2) Fitted with vitreous china water closet, vitreous china wash basin, fiberglass bathtub (1500mm (L) x 700mm (W) x 420mm (H)), nickel plated shower mixer, nickel plated bathtub mixer and nickel plated basin mixer.</p> <p>Bathrooms at Bedroom (1) and (3) Fitted with vitreous china water closet, vitreous china wash basin, nickel plated basin mixer and nickel plated shower mixer.</p> <p>Living Room Lavatory and Store Room Lavatory Fitted with vitreous china water closet, vitreous china wash basin and nickel plated basin mixer.</p> <p>Bathrooms and lavatories are fitted with exhaust fans.</p> <p>For details of type and material of water supply system, please refer to item (j) Water Supply.</p> <p>For brand names & provisions of appliances, please refer to “Appliances Schedules”.</p>	<p>Bathrooms at Master Bedroom and Bedroom (2) Fitted with vitreous china water closet, vitreous china wash basin, fiberglass bathtub (1500mm (L) x 700mm (W) x 420mm (H)), nickel plated shower mixer, nickel plated bathtub mixer and nickel plated basin mixer.</p> <p>Bathrooms at Bedroom (1) and (3) Fitted with vitreous china water closet, vitreous china wash basin, fiberglass bathtub (1500mm (L) x 700mm (W) x 420mm (H)), nickel plated basin mixer and nickel plated bathtub mixer.</p> <p>Dining Room Lavatory and Store Room Lavatory Fitted with vitreous china water closet, vitreous china wash basin and nickel plated basin mixer.</p> <p>Bathrooms and lavatories are fitted with exhaust fans.</p> <p>For details of type and material of water supply system, please refer to item (j) Water Supply.</p> <p>For brand names & provisions of appliances, please refer to “Appliances Schedules”.</p>	<p>Bathroom at Master Bedroom Countertop fitted with natural stone and natural stone wash basin. Sanitary wares and accessories including acrylic bathtub (1905mm (L) x 1041mm (W) x 635mm (H)), shower cubicle, vitreous china water closet, chrome plated bathtub mixer and shower head, chrome plated shower set, chrome plated rain shower, chrome plated basin mixer and chrome plated towel holder.</p> <p>Bathroom at Bedroom (1) Countertop fitted with natural stone, wooden vanity unit with mirror. Sanitary wares and accessories including shower cubicle, vitreous china water closet, vitreous china wash basin, chrome plated shower set, chrome plated rain shower, chrome plated basin mixer and chrome plated towel holder.</p> <p>Bathroom at Bedroom (2) Natural stone finished countertop, wooden vanity unit with mirror, sanitary wares and accessories including reinforced acrylic bathtub (1800mm (L) x 800mm (W) x 570mm (H)), shower cubicle, vitreous china water closet, vitreous china wash basin, chrome plated brass shower set, chrome plated brass rain shower, chrome plated brass basin mixer and chrome plated towel holder.</p>	<p>Bathroom at Master Bedroom Countertop fitted with natural stone and natural stone wash basin. Sanitary wares and accessories including acrylic bathtub (1905mm (L) x 1041mm (W) x 635mm (H)), shower cubicle, vitreous china water closet, chrome plated bathtub mixer and shower head, chrome plated shower set, chrome plated rain shower, chrome plated basin mixer and chrome plated towel holder.</p> <p>Bathroom at Bedroom (1) Countertop fitted with natural stone, wooden vanity unit with mirror. Sanitary wares and accessories including shower cubicle, vitreous china water closet, vitreous china wash basin, chrome plated shower set, chrome plated rain shower, chrome plated basin mixer and chrome plated towel holder.</p> <p>Bathroom at Bedroom (2) Natural stone finished countertop, wooden vanity unit with mirror, sanitary wares and accessories including reinforced acrylic bathtub (1800mm (L) x 800mm (W) x 570mm (H)), shower cubicle, vitreous china water closet, vitreous china wash basin, chrome plated brass shower set, chrome plated brass rain shower, chrome plated brass basin mixer and chrome plated towel holder.</p>	<p>Bathrooms at Master Bedroom, Family Room and Bedroom (3) Countertop fitted with natural stone, wooden vanity unit with mirror. Fitted with vitreous china water closet, wash basin, steel enamel bathtub (1700mm (L) x 750mm (W) x 410mm (H)), chrome plated shower mixer, chrome plated bathtub mixer, chrome plated basin mixer, chrome plated towel bar and paper holder.</p> <p>Bathrooms at Bedroom (1) and (2) Countertop fitted with natural stone, wooden vanity unit with mirror. Fitted with vitreous china water closet, wash basin, chrome plated basin mixer, chrome plated shower mixer, chrome plated towel bar and paper holder.</p>

23 | FITTINGS, FINISHES AND APPLIANCES

裝置、裝修物料及設備

The Vendor undertakes that if lifts or appliances of the specified brand name or model number are not installed in the Development, lifts or appliances of comparable quality will be installed.

3. Interior Fittings

		House 1	House 2 & House 3	House 5	House 6	House 7	House 8	House 9	House 10 & House 11
b.	Bathroom	<p>Bathroom at Bedroom (3) Countertop fitted with natural stone and wooden vanity unit with mirror. Sanitary wares and accessories including shower cubicle, vitreous china water closet, vitreous china wash basin, chrome plated shower set, chrome plated basin mixer, chrome plated towel holder, chrome plated coat hook and chrome plated paper roll holder.</p> <p>Living Room Lavatory Countertop fitted with natural stone. Sanitary wares and accessories including vitreous china water closet, natural stone wash basin, chrome plated basin mixer, chrome plated soap dispenser, chrome plated towel rack and chrome plated paper roll holder.</p> <p>Store Room Lavatory Sanitary wares and accessories including vitreous china water closet, vitreous china wash basin, chrome plated shower set, chrome plated basin mixer and mirror.</p> <p>Bathrooms and lavatories are fitted with exhaust fans.</p> <p>For details of type and material of water supply system, please refer to item (j) Water Supply.</p> <p>For brand names & provisions of appliances, please refer to "Appliances Schedules".</p>				<p>Bathroom at Bedroom (2) Natural stone finished countertop, wooden vanity unit with mirror, sanitary wares and accessories including reinforced acrylic bathtub (1800mm (L) x 800mm (W) x 570mm (H)), shower cubicle, vitreous china water closet, vitreous china wash basin, chrome plated shower set, chrome plated rain shower, chrome plated basin mixer and chrome plated towel holder.</p>	<p>Dining Room Lavatory Fitted with vitreous china water closet, vitreous china wash basin set and chrome plated basin mixer.</p> <p>Store Room Lavatory Fitted with vitreous china water closet, vitreous china wash basin and chrome plated basin mixer.</p> <p>Bathrooms and lavatories are fitted with exhaust fans.</p> <p>For details of type and material of water supply system, please refer to item (j) Water Supply.</p> <p>For brand names & provisions of appliances, please refer to "Appliances Schedules".</p>	<p>Dining Room Lavatory Fitted with vitreous china water closet, vitreous china wash basin set and chrome plated basin mixer.</p> <p>Store Room Lavatory Fitted with vitreous china water closet, vitreous china wash basin and chrome plated basin mixer.</p> <p>Bathrooms and lavatories are fitted with exhaust fans.</p> <p>For details of type and material of water supply system, please refer to item (j) Water Supply.</p> <p>For brand names & provisions of appliances, please refer to "Appliances Schedules".</p>	<p>Dining Room Lavatory Countertop fitted with natural stone, wooden vanity unit with mirror. Fitted with vitreous china water closet, wash basin, chrome plated basin mixer, chrome plated towel bar and paper holder.</p> <p>Bathrooms and lavatories are fitted with exhaust fans.</p> <p>For details of type and material of water supply system, please refer to item (j) Water Supply.</p> <p>For brand names & provisions of appliances, please refer to "Appliances Schedules".</p>

23 | FITTINGS, FINISHES AND APPLIANCES

裝置、裝修物料及設備

The Vendor undertakes that if lifts or appliances of the specified brand name or model number are not installed in the Development, lifts or appliances of comparable quality will be installed.

3. Interior Fittings

		House 1	House 2 & House 3	House 5	House 6	House 7	House 8	House 9	House 10 & House 11
c.	Kitchen	<p>Wooden kitchen cabinet fitted with lacquer cabinet door, natural stone finished countertop and stainless steel sink fitted with chrome plated single lever sink mixer, wall mounted hood, fridge, steamer, oven, coffee machine, gas wok burner, double burner, 2 zones induction cooktop, microwave and exhaust fans.</p> <p>For details of type and material of water supply system, please refer to item (j) Water Supply.</p> <p>For brand names & provisions of appliances, please refer to "Appliances Schedules".</p>	<p>Fitted with kitchen cabinet with medium density fiber door panel and finished with decorative laminated and mat lacquer.</p> <p>Kitchen countertop is finished with reconstituted stone with stainless steel sink and chrome plated mixer, built-in fridge freezer, dishwasher, gas wok burner, gas double burners, induction hob, cooker hood, steam oven with microwave, oven wine conditioning unit, washer & dryer and exhausted fan.</p> <p>For details of type and material of water supply system, please refer to item (j) Water Supply.</p> <p>For brand names & provisions of appliances, please refer to "Appliances Schedules".</p>	<p>Wooden kitchen cabinet fitted with lacquer cabinet door, artificial solid surface countertop and stainless steel sink fitted with chrome plated single lever sink mixer, 2 burner gas hob, gas wok burner, cooker hood, steam oven with microwave, oven, fridge, freezer, wine cellar, warming drawer, dishwasher, exhaust fan and barbecue grill.</p> <p>For details of type and material of water supply system, please refer to item (j) Water Supply.</p> <p>For brand names & provisions of appliances, please refer to "Appliances Schedules".</p>	<p>Fitted with stainless steel sink with nickel plated sink mixer and exhaust fan. There is no kitchen cabinet.</p> <p>For details of type and material of water supply system, please refer to item (j) Water Supply.</p> <p>For brand names & provisions of appliances, please refer to "Appliances Schedules".</p>	<p>Fitted with stainless steel sink with nickel plated sink mixer and exhaust fan. There is no kitchen cabinet.</p> <p>For details of type and material of water supply system, please refer to item (j) Water Supply.</p> <p>For brand names & provisions of appliances, please refer to "Appliances Schedules".</p>	<p>Wooden kitchen cabinet fitted with lacquer cabinet door, artificial solid surface countertop and stainless steel sink fitted with chrome plated single lever sink mixer, 2 zones induction cooktop, gas wok burner, double burner, pull-out hood, steamer, microwave, oven, fridge, freezer, wine cellar, warming drawer, dishwasher and exhaust fan.</p> <p>For details of type and material of water supply system, please refer to item (j) Water Supply.</p> <p>For brand names & provisions of appliances, please refer to "Appliances Schedules".</p>	<p>Wooden kitchen cabinet fitted with lacquer cabinet door, artificial solid surface countertop and stainless steel sink fitted with chrome plated single lever sink mixer, electric grill, gas wok burner, double burner, wall-mounted hood, steamer, microwave, oven, fridge, freezer, wine cellar, warming drawer, dishwasher and exhaust fan.</p> <p>For details of type and material of water supply system, please refer to item (j) Water Supply.</p> <p>For brand names & provisions of appliances, please refer to "Appliances Schedules".</p>	<p>Fitted with kitchen cabinet with medium density fiber door panel and finished with decorative laminated and mat lacquer.</p> <p>Kitchen countertop is finished with reconstituted stone with stainless steel sink and chrome plated mixer, built-in fridge freezer, dishwasher, gas wok burner, gas double burners, induction hob, cooker hood, steam oven with microwave, oven wine conditioning unit, washer & dryer and exhausted fan.</p> <p>For details of type and material of water supply system, please refer to item (j) Water Supply.</p> <p>For brand names & provisions of appliances, please refer to "Appliances Schedules".</p>
d.	Bedroom	<p>Master Bedroom Veneered, leather panel and mirror finished wooden cabinet fitted with wooden door frame and glass door panels with gauze.</p> <p>Veneered finished wooden wardrobe fitted with wooden door frame and glass door panels with gauze.</p> <p>Bedroom (1) Veneered, leather panel, metal and mirror finished wooden cabinet.</p> <p>Veneered finished wooden wardrobe fitted with wooden door panels.</p> <p>Bedroom (2) Veneered, leather panel, metal and mirror finished wooden cabinet.</p> <p>Veneered finished wooden wardrobe fitted with wooden door panels.</p> <p>Bedroom (3) Veneered, leather panel and mirror finished wooden cabinet.</p> <p>All bedrooms are fitted with curtain.</p>	<p>All bedrooms are fitted with veneered finished wooden wardrobe.</p> <p>All bedrooms are fitted with curtain and sheer.</p>	<p>Master Bedroom, Bedroom (1), (2) and (3) Veneered finished wooden wardrobe fitted with metal door frame and feature glass door panels.</p> <p>All bedrooms are fitted with curtain.</p>	Not applicable.	Not applicable.	<p>Master Bedroom, Bedroom (1), (2) and (3) Veneered finished wooden wardrobe fitted with metal door frame and feature glass door panels.</p> <p>All bedrooms are fitted with curtain.</p>	<p>Master Bedroom, Bedroom (1), (2) and (3) Veneered finished wooden wardrobe fitted with metal door frame and feature glass door panels.</p> <p>All bedrooms are fitted with curtain.</p>	<p>All bedrooms are fitted with veneered finished wooden wardrobe.</p> <p>All bedrooms are fitted with curtain and sheer.</p>

23 | FITTINGS, FINISHES AND APPLIANCES

裝置、裝修物料及設備

The Vendor undertakes that if lifts or appliances of the specified brand name or model number are not installed in the Development, lifts or appliances of comparable quality will be installed.

3. Interior Fittings

		House 1	House 2 & House 3	House 5	House 6	House 7	House 8	House 9	House 10 & House 11	
e.	Telephone	Telephone outlet boxes are fitted in living room, dining room, family room and bedrooms. Individual PABX system is provided. For the location and number of connection points, please refer to the "Schedules of Mechanical & Electrical Provisions".	Telephone outlet boxes are fitted in living room, dining room and bedrooms. Individual PABX system is provided for each house. For the location and number of connection points, please refer to the "Schedules of Mechanical & Electrical Provisions".	Telephone outlet boxes are fitted in living room, dining room and bedrooms. Individual PABX system is provided. For the location and number of connection points, please refer to the "Schedules of Mechanical & Electrical Provisions".	Telephone outlet boxes are fitted in living room, dining room and bedrooms. Individual PABX system is provided for each house. For the location and number of connection points, please refer to the "Schedules of Mechanical & Electrical Provisions".	Telephone outlet boxes are fitted in living room, dining room and bedrooms. Individual PABX system is provided for each house. For the location and number of connection points, please refer to the "Schedules of Mechanical & Electrical Provisions".	Telephone outlet boxes are fitted in living room, dining room and bedrooms. Individual PABX system is provided for each house. For the location and number of connection points, please refer to the "Schedules of Mechanical & Electrical Provisions".	Telephone outlet boxes are fitted in living room, dining room, family room and bedrooms. Individual PABX system is provided for each house. For the location and number of connection points, please refer to the "Schedules of Mechanical & Electrical Provisions".	Telephone outlet boxes are fitted in living room, dining room, family room and bedrooms. Individual PABX system is provided for each house. For the location and number of connection points, please refer to the "Schedules of Mechanical & Electrical Provisions".	
f.	Aerials	Communal TV and FM outlets are fitted in living room, dining room, family room and bedrooms. For the location and number of connection points, please refer to the "Schedules of Mechanical & Electrical Provisions".	Communal TV and FM outlets are fitted in living room, dining room and bedrooms. For the location and number of connection points, please refer to the "Schedules of Mechanical & Electrical Provisions".	Communal TV and FM outlets are fitted in living room, dining room and bedrooms. For the location and number of connection points, please refer to the "Schedules of Mechanical & Electrical Provisions".	Communal TV and FM outlets are fitted in living room, dining room and bedrooms. For the location and number of connection points, please refer to the "Schedules of Mechanical & Electrical Provisions".	Communal TV and FM outlets are fitted in living room, dining room and bedrooms. For the location and number of connection points, please refer to the "Schedules of Mechanical & Electrical Provisions".	Communal TV and FM outlets are fitted in living room, dining room and bedrooms. For the location and number of connection points, please refer to the "Schedules of Mechanical & Electrical Provisions".	Communal TV and FM outlets are fitted in living room, dining room and bedrooms. For the location and number of connection points, please refer to the "Schedules of Mechanical & Electrical Provisions".	Communal TV and FM outlets are fitted in living room, dining room, family room and bedrooms. For the location and number of connection points, please refer to the "Schedules of Mechanical & Electrical Provisions".	
g.	Electrical Installations	Concealed conduit wiring with lighting and power points are fitted (Three-phase electricity supply with miniature circuit breakers distribution boards are provided). For the location and number of power points and air-conditioner points, please refer to the "Schedules of Mechanical & Electrical Provisions".								
h.	Gas Supply	Gas pipes are provided and connected to gas burners and water heaters. For the location of connection points, please refer to the "Schedules of Mechanical & Electrical Provisions".	Gas pipes are provided and connected to water heaters. For the location of connection points, please refer to the "Schedules of Mechanical & Electrical Provisions".	Gas pipes are provided and connected to gas burners and water heaters. For the location of connection points, please refer to the "Schedules of Mechanical & Electrical Provisions".	Gas pipes are provided and connected to water heaters. For the location of connection points, please refer to the "Schedules of Mechanical & Electrical Provisions".	Gas pipes are provided and connected to water heaters. For the location of connection points, please refer to the "Schedules of Mechanical & Electrical Provisions".	Gas pipes are provided and connected to gas burners and water heaters. For the location of connection points, please refer to the "Schedules of Mechanical & Electrical Provisions".	Gas pipes are provided and connected to water heaters. For the location of connection points, please refer to the "Schedules of Mechanical & Electrical Provisions".	Gas pipes are provided and connected to water heaters. For the location of connection points, please refer to the "Schedules of Mechanical & Electrical Provisions".	Gas pipes are provided and connected to water heaters. For the location of connection points, please refer to the "Schedules of Mechanical & Electrical Provisions".
i.	Washing Machine Connection Point	Not applicable.	Water inlet and outlet are provided for washing machine in each house. Water point of a design of 22mm in diameter and drain point of a design of 40mm in diameter are provided for washing machine. For the location of connection points, please refer to the "Schedules of Mechanical & Electrical Provisions".	Water inlet and outlet are provided for washing machine in each house. Water point of a design of 22mm in diameter and drain point of a design of 40mm in diameter are provided for washing machine. For the location of connection points, please refer to the "Schedules of Mechanical & Electrical Provisions".	Water inlet and outlet are provided for washing machine in each house. Water point of a design of 22mm in diameter and drain point of a design of 40mm in diameter are provided for washing machine. For the location of connection points, please refer to the "Schedules of Mechanical & Electrical Provisions".	Water inlet and outlet are provided for washing machine in each house. Water point of a design of 22mm in diameter and drain point of a design of 40mm in diameter are provided for washing machine. For the location of connection points, please refer to the "Schedules of Mechanical & Electrical Provisions".	Water inlet and outlet are provided for washing machine in each house. Water point of a design of 22mm in diameter and drain point of a design of 40mm in diameter are provided for washing machine. For the location of connection points, please refer to the "Schedules of Mechanical & Electrical Provisions".	Not applicable.	Water inlet and outlet are provided for washing machine in each house. Water point of a design of 22mm in diameter and drain point of a design of 40mm in diameter are provided for washing machine. For the location of connection points, please refer to the "Schedules of Mechanical & Electrical Provisions".	Water inlet and outlet are provided for washing machine in each house. Water point of a design of 22mm in diameter and drain point of a design of 40mm in diameter are provided for washing machine. For the location of connection points, please refer to the "Schedules of Mechanical & Electrical Provisions".
j.	Water Supply	PVC coated copper pipes are provided. Water pipes are partly concealed and partly exposed. There is hot water supply in kitchens, bathrooms and lavatories.								

23 | FITTINGS, FINISHES AND APPLIANCES

裝置、裝修物料及設備

The Vendor undertakes that if lifts or appliances of the specified brand name or model number are not installed in the Development, lifts or appliances of comparable quality will be installed.

4. Miscellaneous

		House 1	House 2 & House 3	House 5	House 6	House 7	House 8	House 9	House 10 & House 11	
a.	Lifts	“Hitachi” lift (model no.: UAG-630-CO60) serving Basement, G/F, 1/F, 2/F and Roof is provided.	“Hitachi” lift (model no.: UAG-630-CO60) serving Basement, G/F, 1/F, 2/F and Roof is provided for each house.	”Hitachi” lift (model no.: UAG-630-CO60) serving Basement, G/F, 1/F, 2/F and Roof is provided.	“Hitachi” lift (model no.: UAG-630-CO60) serving Basement, G/F, 1/F, 2/F and Roof is provided for each house.	“Hitachi” lift (model no.: UAG-630-CO60) serving Basement, G/F, 1/F, 2/F and Roof is provided for each house.	”Hitachi” lift (model no.: UAG-630-CO60) serving Basement, G/F, 1/F, 2/F and Roof is provided.	”Hitachi” lift (model no.: UAG-630-CO60) serving Basement, G/F, 1/F, 2/F and Roof is provided.	“Hitachi” lift (model no.: UAG-630-CO60) serving Basement, G/F, 1/F, 2/F, 3/F and Roof is provided for each house.	
b.	Letter Box	Laminated glass finished stainless steel letter box is provided for each house.								
c.	Refuse Collection	Refuse collection bins, refuse storage and material recovery chamber are provided in the common area at the Basement for collection of refuse by cleaners.								
d.	Water Meter, Electricity Meter and Gas Meter	Individual water meter is installed at water meter cabinet located at Water Meter Room. Individual electricity meter is installed at Main Switch Room. Individual gas meter is installed at Basement Carport.	Individual water meter is installed at water meter cabinet located at Water Meter Room. Individual electricity meter is installed at Main Switch Room. Individual gas meter is installed at Basement Carport of each house.	Individual water meter is installed at water meter cabinet located at Water Meter Room. Individual electricity meter is installed at Main Switch Room. Individual gas meter is installed at Basement Carport.	Individual water meter is installed at water meter cabinet located at Water Meter Room. Individual electricity meter is installed at Main Switch Room. Individual gas meter is installed at Basement Carport of each house.	Individual water meter is installed at water meter cabinet located at Water Meter Room. Individual electricity meter is installed at Main Switch Room. Individual gas meter is installed in the Kitchen.	Individual water meter is installed at water meter cabinet located at Water Meter Room. Individual electricity meter is installed at Main Switch Room. Individual gas meter is installed in the Kitchen.	Individual water meter is installed at water meter cabinet located at Water Meter Room. Individual electricity meter is installed at Main Switch Room. Individual gas meter is installed in the Kitchen.	Individual water meter is installed at water meter cabinet located at Water Meter Room. Individual electricity meter is installed at Main Switch Room. Individual gas meter is installed in the Kitchen.	Individual water meter is installed at water meter cabinet located at Water Meter Room. Individual electricity meter is installed at Main Switch Room. Individual gas meter is installed in the Kitchen of each house.

5. Security Facilities

		House 1	House 2 & House 3	House 5	House 6	House 7	House 8	House 9	House 10 & House 11	
a.	Security System and Equipment	CCTV system is provided along the boundary of the Development. Electric gate, CCTV system and smart card access system are provided for the vehicle entrance gate of the Development. Video doorphone and smart card access system are provided for the main entrance of each house. Video doorphone, panic alarm and CCTV system are provided for each house.								

23 | FITTINGS, FINISHES AND APPLIANCES

裝置、裝修物料及設備

賣方承諾如本發展項目中沒有安裝指明的品牌名稱或產品型號的升降機或設備，便會安裝品質相若的升降機或設備。

1. 外部裝修物料

		1號洋房	2號洋房及3號洋房	5號洋房	6號洋房	7號洋房	8號洋房	9號洋房	10號洋房及11號洋房
a.	外牆	洋房外牆鋪砌幕牆、天然石掛牆及鋁質面板。花園圍牆鋪砌天然石材及裝設玻璃欄河。	洋房外牆鋪砌幕牆、天然石掛牆及鋁質面板。花園圍牆鋪砌天然石材及裝設玻璃欄河。	洋房外牆鋪砌幕牆、天然石掛牆及鋁質面板。花園圍牆鋪砌天然石材及裝設玻璃欄河。	洋房外牆鋪砌幕牆、天然石掛牆及鋁質面板。花園圍牆鋪砌天然石材及裝設玻璃欄河。	洋房外牆鋪砌幕牆、天然石掛牆及鋁質面板。花園圍牆鋪砌天然石材及裝設玻璃欄河。	洋房外牆鋪砌幕牆、天然石掛牆及鋁質面板。花園圍牆鋪砌天然石材及裝設玻璃欄河。	洋房外牆鋪砌幕牆、天然石掛牆及鋁質面板。花園圍牆鋪砌天然石材及裝設玻璃欄河。	洋房外牆鋪砌幕牆、天然石掛牆及鋁質面板。花園圍牆鋪砌天然石材及裝設玻璃欄河。
b.	窗戶	所有窗戶採用鋁質窗框及安裝清玻璃。	所有窗戶採用鋁質窗框。除浴室的窗戶安裝酸蝕刻玻璃及主人睡房、睡房(2)及(3)的窗戶安裝清玻璃及酸蝕刻玻璃外，所有窗戶均安裝清玻璃。	所有窗戶採用鋁質窗框。除浴室的窗戶安裝酸蝕刻玻璃及主人睡房、睡房(2)及(3)的窗戶安裝清玻璃及酸蝕刻玻璃外，所有窗戶均安裝清玻璃。	所有窗戶採用鋁質窗框。除浴室的窗戶安裝酸蝕刻玻璃及主人睡房、睡房(2)及(3)的窗戶安裝清玻璃及酸蝕刻玻璃外，所有窗戶均安裝清玻璃。	所有窗戶採用鋁質窗框。除浴室的窗戶安裝酸蝕刻玻璃外，所有窗戶均安裝清玻璃。	所有窗戶採用鋁質窗框。除睡房(1)之浴室的窗戶及睡房(3)之其中一扇窗戶安裝酸蝕刻玻璃外，所有窗戶均安裝清玻璃。	所有窗戶採用鋁質窗框。除浴室的窗戶安裝酸蝕刻玻璃外，所有窗戶均安裝清玻璃。	所有窗戶採用鋁質窗框。除浴室的窗戶安裝酸蝕刻玻璃外，所有窗戶均安裝清玻璃。
c.	窗台	不適用。	不適用。	不適用。	不適用。	不適用。	不適用。	不適用。	不適用。
d.	花槽	不適用。	不適用。	不適用。	不適用。	不適用。	不適用。	不適用。	不適用。
e.	露台或陽台	不適用。	不適用。	不適用。	不適用。	不適用。	不適用。	不適用。	不適用。
f.	乾衣設施	不適用。	不適用。	不適用。	不適用。	不適用。	不適用。	不適用。	不適用。

2. 室內裝修物料

		1號洋房	2號洋房及3號洋房	5號洋房	6號洋房	7號洋房	8號洋房	9號洋房	10號洋房及11號洋房
a.	大堂	牆身髹上乳膠漆至天花。地台設英泥沙地台，不設牆腳線。天花板髹上乳膠漆。	牆身安裝木飾面板至天花。地台鋪砌天然石材，不設牆腳線。天花安裝木飾面板。	牆身髹上乳膠漆至天花。地台設英泥沙地台，不設牆腳線。天花板髹上乳膠漆。	牆身髹上乳膠漆至天花。地台設英泥沙地台，不設牆腳線。天花板髹上乳膠漆。	牆身髹上乳膠漆至天花。地台設英泥沙地台，不設牆腳線。天花板髹上乳膠漆。	牆身髹上乳膠漆至天花。地台設英泥沙地台，不設牆腳線。天花板髹上乳膠漆。	牆身髹上乳膠漆至天花。地台設英泥沙地台，不設牆腳線。天花板髹上乳膠漆。	牆身安裝木飾面板至天花。地台鋪砌天然石材，不設牆腳線。天花安裝木飾面板。
b.	內牆及天花板	<p>內牆外露部份 客廳及飯廳鋪砌牆紙、木飾面板、天然石、玻璃及鏡面。 主人睡房鋪砌牆紙、木飾面板、天然石、鏡面、金屬及捫布面板。 睡房(1)鋪砌牆紙、木飾面板、捫皮面板及玻璃飾面。 睡房(2)鋪砌牆紙、木飾面板、捫布及鏡面。 睡房(3)鋪砌牆紙及捫皮面板。</p> <p>天花外露部份 客廳及飯廳安裝石膏板假天花、木飾面板、牆紙及髹上乳膠漆。 主人睡房、睡房(1)及(3)安裝石膏板假天花、木飾面板、牆紙及髹上乳膠漆。 睡房(2)安裝石膏板假天花、牆紙、木飾面板、金屬及髹上乳膠漆。</p>	<p>內牆外露部份 客廳、飯廳及睡房用批盪髹上乳膠漆。</p> <p>天花外露部份 客廳、飯廳及睡房安裝石膏板假天花及髹上乳膠漆。</p>	<p>內牆外露部份 客廳及飯廳鋪砌捫皮面板、木飾面板、金屬、牆紙、天然石及鏡面。 主人睡房鋪砌木飾面板、捫布面板、牆紙、金屬、玻璃及鏡面。 睡房(1)鋪砌牆紙、金屬及鏡面。 睡房(2)鋪砌牆紙、捫布面板、金屬及鏡面。 睡房(3)鋪砌木飾面板、捫布面板、金屬及牆紙。</p> <p>天花外露部份 客廳及飯廳安裝石膏板假天花、金屬及髹上乳膠漆。 所有睡房安裝石膏板假天花、金屬及髹上乳膠漆。</p>	<p>內牆外露部份 客廳、飯廳及睡房用批盪髹上乳膠漆。</p> <p>天花外露部份 客廳、飯廳及睡房用批盪髹上乳膠漆。</p>	<p>內牆外露部份 客廳、飯廳及睡房用批盪髹上乳膠漆。</p> <p>天花外露部份 客廳、飯廳及睡房用批盪髹上乳膠漆。</p>	<p>內牆外露部份 客廳及飯廳鋪砌捫皮面板、木飾面板、金屬、牆紙、天然石及鏡面。 主人睡房鋪砌木飾面板、捫布面板、牆紙、金屬、玻璃及鏡面。 睡房(1)鋪砌牆紙、金屬及鏡面。 睡房(2)鋪砌牆紙、捫布面板、金屬及鏡面。 睡房(3)鋪砌木飾面板、捫布面板、金屬及牆紙。</p> <p>天花外露部份 客廳及飯廳安裝石膏板假天花、金屬及髹上乳膠漆。 所有睡房安裝石膏板假天花、金屬及髹上乳膠漆。</p>	<p>內牆外露部份 客廳及飯廳鋪砌捫皮面板、木飾面板、金屬、牆紙、天然石及鏡面。 主人睡房鋪砌木飾面板、捫布面板、牆紙及金屬。 睡房(1)鋪砌牆紙、金屬及鏡面。 睡房(2)鋪砌牆紙、捫布面板及金屬。 睡房(3)鋪砌木飾面板、捫布面板、金屬及牆紙。</p> <p>天花外露部份 客廳及飯廳安裝石膏板假天花、金屬及髹上乳膠漆。 所有睡房安裝石膏板假天花、金屬及髹上乳膠漆。</p>	<p>內牆外露部份 客廳、飯廳及睡房用批盪髹上乳膠漆。</p> <p>天花外露部份 客廳、飯廳及睡房安裝石膏板假天花及髹上乳膠漆。</p>

23 | FITTINGS, FINISHES AND APPLIANCES

裝置、裝修物料及設備

賣方承諾如本發展項目中沒有安裝指明的品牌名稱或產品型號的升降機或設備，便會安裝品質相若的升降機或設備。

2. 室內裝修物料

		1號洋房	2號洋房及3號洋房	5號洋房	6號洋房	7號洋房	8號洋房	9號洋房	10號洋房及11號洋房
c.	內部地板	客廳及飯廳鋪砌天然石，設木，設天然石牆腳線。主人睡房鋪砌地毯及天然石，設木牆腳線。睡房(1)、(2)及(3)鋪砌地毯，設木牆腳線。	客廳及飯廳地台鋪砌天然石材及天然石材牆腳線。主人睡房及睡房(2)地台鋪砌天然石材、複合木地板及木牆腳線。睡房(1)及(3)地台鋪砌複合木地板及木牆腳線。	客廳及飯廳鋪砌天然石，設金屬牆腳線。所有睡房鋪砌複合木地板，設金屬牆腳線。	客廳、飯廳及睡房設英泥沙地台，不設牆腳線。	客廳、飯廳及睡房設英泥沙地台，不設牆腳線。	客廳及飯廳鋪砌天然石，不設牆腳線。所有睡房鋪砌複合木地板，不設牆腳線。	客廳及飯廳鋪砌天然石，設不銹鋼牆腳線。所有睡房鋪砌複合木地板，設不銹鋼牆腳線。	客廳及飯廳地台鋪砌天然石材，設天然石材牆腳線。睡房(1)及(2)地台鋪砌天然石材、複合木地板及木牆腳線。主人睡房、睡房(3)及家庭廳地台鋪砌複合木地板及木牆腳線。
d.	浴室	主人睡房之浴室 牆身外露部份鋪砌天然石材及鏡面至假天花。 地台鋪砌天然石材。 天花安裝石膏板假天花及髹上乳膠漆。 睡房(1)之浴室 牆身外露部份鋪砌天然石材及玻璃至假天花。 地台鋪砌天然石材。 天花安裝石膏板假天花及髹上乳膠漆。 睡房(2)之浴室 牆身外露部份鋪砌金屬及天然石材至假天花。 地台鋪砌天然石材。 天花安裝石膏板假天花及髹上乳膠漆。 睡房(3)之浴室及客廳之洗手間 牆身外露部份鋪砌天然石材至假天花。 地台鋪砌天然石材。 天花安裝石膏板假天花及髹上乳膠漆。 儲物室之洗手間 牆身外露部份鋪砌瓷磚至假天花。 地台鋪砌瓷磚。 天花安裝鋁質板假天花。	主人睡房之浴室、睡房(1)、(2)、(3)之浴室及客廳之洗手間 牆身鋪砌天然石材至假天花。 地台鋪砌天然石材。 天花安裝石膏板假天花及髹上乳膠漆。 儲物室之洗手間 牆身外露部份鋪砌瓷磚至假天花。 地台鋪砌瓷磚。 天花安裝鋁質板假天花。	主人睡房之浴室 牆身外露部份鋪砌天然石及鏡面至假天花。 地台鋪砌天然石。 天花安裝石膏板假天花及髹上乳膠漆。 睡房(1)及(2)之浴室 牆身外露部份鋪砌天然石至假天花。 地台鋪砌天然石。 天花安裝石膏板假天花及髹上乳膠漆。 飯廳之洗手間 牆身外露部份鋪砌天然石及鏡面至假天花。 地台鋪砌天然石。 天花安裝石膏板假天花及髹上乳膠漆。 儲物室之洗手間 牆身外露部份鋪砌瓷磚至假天花。 地台鋪砌瓷磚。 天花安裝石膏板假天花及髹上乳膠漆。	主人睡房之浴室、睡房(1)、(2)、(3)之浴室、客廳及儲物室之洗手間 牆身鋪砌瓷磚及髹上乳膠漆至天花。 地台鋪砌均質瓷磚。天花板髹上乳膠漆。	主人睡房之浴室、睡房(1)、(2)、(3)之浴室、飯廳及儲物室之洗手間 牆身鋪砌瓷磚及髹上乳膠漆至天花。 地台鋪砌均質瓷磚。天花板髹上乳膠漆。	主人睡房之浴室 牆身外露部份鋪砌天然石及鏡面至假天花。 地台鋪砌天然石。 天花安裝石膏板假天花及髹上乳膠漆。 睡房(1)及(2)之浴室 牆身外露部份鋪砌天然石至假天花。 地台鋪砌天然石。 天花安裝石膏板假天花及髹上乳膠漆。 飯廳之洗手間 牆身外露部份鋪砌天然石及鏡面至假天花。 地台鋪砌天然石。 天花安裝石膏板假天花及髹上乳膠漆。 儲物室之洗手間 牆身外露部份鋪砌瓷磚至假天花。 地台鋪砌瓷磚。 天花安裝鋁質板假天花。	主人睡房之浴室 牆身外露部份鋪砌天然石及鏡面至假天花。 地台鋪砌天然石。 天花安裝石膏板假天花及髹上乳膠漆。 睡房(1)及(2)之浴室 牆身外露部份鋪砌天然石至假天花。 地台鋪砌天然石。 天花安裝石膏板假天花及髹上乳膠漆。 飯廳之洗手間 牆身外露部份鋪砌天然石及鏡面至假天花。 地台鋪砌天然石。 天花安裝石膏板假天花及髹上乳膠漆。 儲物室之洗手間 牆身外露部份鋪砌瓷磚至假天花。 地台鋪砌瓷磚。 天花安裝石膏板假天花及髹上乳膠漆。	主人睡房之浴室、家庭廳之浴室、睡房(1)、(2)、(3)之浴室及飯廳之洗手間 牆身鋪砌天然石材至假天花。 地台鋪砌天然石材。 天花裝設石膏板乳膠漆假天花。
e.	廚房	牆身外露部份鋪砌木飾面板、玻璃及天然石材至假天花。 地台外露部份鋪砌天然石材。 天花安裝石膏板假天花及塗上乳膠漆。 灶台面鋪砌天然石材。	牆身外露部份鋪砌天然石及不銹鋼板。 地台外露部份鋪砌天然石。 天花裝設石膏板乳膠漆假天花。 灶台面採用人造石英石。	牆身外露部份鋪砌天然石及鏡面至假天花。 地台外露部份鋪砌天然石材。 天花安裝石膏板假天花、金屬及塗上乳膠漆。 灶台面鋪砌人造石材。	牆身鋪砌瓷磚及髹上乳膠漆至天花。 地台鋪砌均質瓷磚。天花板髹上乳膠漆。沒有灶台。	牆身鋪砌瓷磚及髹上乳膠漆至天花。 地台鋪砌均質瓷磚。天花板髹上乳膠漆。沒有灶台。	牆身外露部份鋪砌天然石至假天花。 地台外露部份鋪砌天然石材。 天花安裝石膏板假天花、金屬及塗上乳膠漆。 灶台面鋪砌人造石材。	牆身外露部份鋪砌天然石及鏡面至假天花。 地台外露部份鋪砌天然石材。 天花安裝石膏板假天花、金屬及塗上乳膠漆。 灶台面鋪砌人造石材。	牆身外露部份鋪砌天然石及不銹鋼板。 地台外露部份鋪砌天然石。 天花裝設石膏板乳膠漆假天花。 灶台面採用人造石英石。

23 | FITTINGS, FINISHES AND APPLIANCES

裝置、裝修物料及設備

賣方承諾如本發展項目中沒有安裝指明的品牌名稱或產品型號的升降機或設備，便會安裝品質相若的升降機或設備。

3. 室內裝置

	1號洋房	2號洋房及3號洋房	5號洋房	6號洋房	7號洋房	8號洋房	9號洋房	10號洋房及11號洋房
a. 門	<p>地庫入口大門 (外門) 木皮飾面實心木門，裝妥門框、門鉸、氣鼓、手柄及門鎖。</p> <p>地庫入口大門 (內門) 木皮飾面實心木門，裝妥門框、門鉸、氣鼓及手柄。</p> <p>地庫往電梯之門 木皮飾面實心雙木門配強化玻璃，裝妥門框、門鉸、氣鼓及手柄。</p> <p>地庫逃生門 防火不銹鋼門，裝妥門框、門鉸、氣鼓、手柄及門鎖。</p> <p>地庫往逃生門之門 天然石配金屬面板門，裝妥手柄及門鎖。</p> <p>地庫儲物室門 鏡面空心木門，裝妥門框、門鉸、氣鼓及手柄。</p> <p>花園閘門 再生型木塑複合及不銹鋼門，配門鉸、手柄、門擋及門鎖。</p> <p>地下入口大門 鋁質雙門配強化玻璃，裝妥鋁質門框、門鉸、氣鼓、手柄及門鎖。</p> <p>花園至客廳之門 鋁質摺門配強化玻璃，裝妥鋁質門框、門鉸、手柄及門鎖。</p> <p>廚房門 木皮飾面實心雙木門配強化玻璃，裝妥門框、門鉸及氣鼓。</p> <p>廚房門(內門) 強化玻璃門，裝有手柄。</p>	<p>地庫入口大門 (外門) 木皮飾面實心木門，裝妥門框、門鉸、氣鼓、手柄及門鎖。</p> <p>地庫入口大門 (內門) 木皮飾面實心木門配強化玻璃，裝妥門框、門鉸、氣鼓、門擋及手柄。</p> <p>地庫往電梯之門 木皮飾面實心雙木門配強化玻璃，裝妥門框、門鉸、氣鼓及手柄。</p> <p>地庫逃生門 防火不銹鋼門，裝妥門框、門鉸、氣鼓、手柄及門鎖。</p> <p>花園閘門 再生型木塑複合及不銹鋼門，配門鉸、手柄、門擋及門鎖。</p> <p>地下入口大門 鋁質門配強化玻璃，裝妥鋁質門框、門鉸、手柄及門鎖。</p> <p>花園至廚房之門 鋁質門配強化玻璃，裝妥鋁質門框、門鉸、氣鼓、手柄及門鎖。</p> <p>花園至客廳/飯廳之門 鋁質趟門配強化玻璃，裝妥鋁質門框、手柄及門鎖。</p> <p>廚房門 實心木飾面木門配強化玻璃，裝妥門面、門框、門鉸、氣鼓、門擋及手柄。</p> <p>儲物室門 空心木飾面木門，裝妥百葉、門框、門鉸、門擋、手柄及門鎖。</p> <p>客廳之洗手間門 空心木飾面木門，裝妥門面、門框、門鉸、門擋、手柄及門鎖。</p>	<p>地庫入口大門 (外門) 木皮飾面實心木門，裝妥門框、門鉸、氣鼓、手柄及門鎖。</p> <p>地庫入口大門 (內門) 木皮飾面實心木門，裝妥門框、門鉸、氣鼓及手柄。</p> <p>地庫往電梯之門 木皮飾面實心雙木門配強化玻璃，裝妥門框、門鉸、氣鼓及手柄。</p> <p>地庫逃生門 防火不銹鋼門，裝妥門框、門鉸、氣鼓、手柄及門鎖。</p> <p>花園閘門 再生型木塑複合及不銹鋼門，配門鉸、手柄、門擋及門鎖。</p> <p>地下入口大門 鋁質門配強化玻璃，裝妥鋁質門框、門鉸、氣鼓、手柄及門鎖。</p> <p>花園至廚房之門 鋁質門配強化玻璃，裝妥鋁質門框、門鉸、氣鼓、手柄及門鎖。</p> <p>花園至客廳之門 鋁質趟門配強化玻璃，裝妥鋁質門框、手柄及門鎖。</p> <p>花園內門 鋁質門配強化玻璃，裝妥鋁質門框、門鉸、手柄及門鎖。</p> <p>儲物室門 木皮飾面實心木門，裝妥門框、門鉸、手柄及門鎖。</p>	<p>地庫入口大門 (外門) 木皮飾面實心木門，裝妥門框、門鉸、氣鼓、手柄及門鎖。</p> <p>地庫入口大門 (內門) 木皮飾面實心木門配強化玻璃，裝妥門框、門鉸、氣鼓、門擋及手柄。</p> <p>地庫往電梯之門 木皮飾面實心雙木門配強化玻璃，裝妥門框、門鉸、氣鼓及手柄。</p> <p>地庫逃生門 防火不銹鋼門，裝妥門框、門鉸、氣鼓、手柄及門鎖。</p> <p>花園閘門 再生型木塑複合及不銹鋼門，配門鉸、手柄、門擋及門鎖。</p> <p>地下入口大門 鋁質門配強化玻璃，裝妥鋁質門框、門鉸、手柄及門鎖。</p> <p>花園至廚房之門 鋁質門配強化玻璃，裝妥鋁質門框、門鉸、氣鼓、手柄及門鎖。</p> <p>花園至客廳/飯廳之門 鋁質趟門配強化玻璃，裝妥鋁質門框、手柄及門鎖。</p> <p>廚房門 實心膠板飾面木門，裝妥門框、門鉸、氣鼓、門擋及手柄。</p> <p>儲物室門 空心膠板飾面木門連百葉，裝妥門框、門鉸及門鎖。</p> <p>客廳之洗手間門 空心膠板飾面木門連百葉，裝妥門框、門鉸及門鎖。</p>	<p>地庫入口大門 (外門) 木皮飾面實心木門，裝妥門框、門鉸、氣鼓、門擋、手柄及門鎖。</p> <p>地庫入口大門 (內門) 木皮飾面實心木門配強化玻璃，裝妥門框、門鉸、氣鼓、門擋及手柄。</p> <p>地庫往電梯之門 木皮飾面實心雙木門配強化玻璃，裝妥門框、門鉸、氣鼓及手柄。</p> <p>地庫逃生門 防火不銹鋼門，裝妥門框、門鉸、氣鼓、手柄及門鎖。</p> <p>花園閘門 再生型木塑複合及不銹鋼門，配門鉸、手柄、門擋及門鎖。</p> <p>地下入口大門 鋁質門配強化玻璃，裝妥鋁質門框、門鉸、氣鼓、手柄及門鎖。</p> <p>花園至廚房之門 鋁質門配強化玻璃，裝妥鋁質門框、門鉸、氣鼓、手柄及門鎖。</p> <p>花園至客廳之門 鋁質趟門配強化玻璃，裝妥鋁質門框、手柄及門鎖。</p> <p>廚房門 實心膠板飾面木門，裝妥門框、門鉸、氣鼓、門擋及手柄。</p> <p>儲物室門 空心膠板飾面木門連百葉，裝妥門框、門鉸及門鎖。</p> <p>飯廳之洗手間門 空心膠板飾面木門連百葉，裝妥門框、門鉸、門擋及門鎖。</p>	<p>地庫入口大門 (外門) 木皮飾面實心木門，裝妥門框、門鉸、氣鼓、手柄及門鎖。</p> <p>地庫入口大門 (內門) 木皮飾面實心木門，裝妥門框、門鉸、氣鼓及手柄。</p> <p>地庫往電梯之門 木皮飾面實心雙木門配強化玻璃，裝妥門框、門鉸、氣鼓及手柄。</p> <p>地庫逃生門 防火不銹鋼門，裝妥門框、門鉸、氣鼓、手柄及門鎖。</p> <p>花園閘門 再生型木塑複合及不銹鋼門，配門鉸、手柄、門擋及門鎖。</p> <p>地下入口大門 鋁質門配強化玻璃，裝妥鋁質門框、門鉸、氣鼓、手柄及門鎖。</p> <p>花園至廚房之門 鋁質門配強化玻璃，裝妥鋁質門框、門鉸、氣鼓、手柄及門鎖。</p> <p>花園至客廳之門 鋁質趟門配強化玻璃，裝妥鋁質門框、手柄及門鎖。</p> <p>廚房門 木皮飾面實心木門，裝妥門框、門鉸、氣鼓、手柄及門鎖。</p> <p>儲物室門 木皮飾面實心木門配鏡面裝飾，裝妥門框、門鉸、氣鼓及手柄。</p>	<p>地庫入口大門 (外門) 木皮飾面實心木門，裝妥門框、門鉸、氣鼓、手柄及門鎖。</p> <p>地庫入口大門 (內門) 木皮飾面實心木門，裝妥門框、門鉸、氣鼓及手柄。</p> <p>地庫往電梯之門 木皮飾面實心雙木門配強化玻璃，裝妥門框、門鉸、氣鼓及手柄。</p> <p>地庫逃生門 防火不銹鋼門，裝妥門框、門鉸、氣鼓、手柄及門鎖。</p> <p>花園閘門 再生型木塑複合及不銹鋼門，配門鉸、手柄、門擋及門鎖。</p> <p>地下入口大門 鋁質門配強化玻璃，裝妥鋁質門框、門鉸、氣鼓、手柄及門鎖。</p> <p>花園至廚房之門 鋁質門配強化玻璃，裝妥鋁質門框、門鉸、氣鼓、手柄及門鎖。</p> <p>花園至客廳之門 鋁質趟門配強化玻璃，裝妥鋁質門框、手柄及門鎖。</p> <p>廚房門 木皮飾面實心木門，裝妥門框、門鉸、氣鼓、手柄及門鎖。</p> <p>儲物室門 木皮飾面實心木門配鏡面裝飾，裝妥門框、門鉸、氣鼓及手柄。</p>	<p>地庫入口大門 (外門) 木皮飾面實心木門，裝妥門框、門鉸、氣鼓、門擋、手柄及門鎖。</p> <p>地庫入口大門 (內門) 木皮飾面實心木門配強化玻璃，裝妥門框、門鉸、氣鼓、門擋及手柄。</p> <p>地庫往電梯之門 木皮飾面實心雙木門配強化玻璃，裝妥門框、門鉸、氣鼓及手柄。</p> <p>地庫逃生門 防火不銹鋼門，裝妥門框、門鉸、氣鼓、手柄及門鎖。</p> <p>消防泵房門 (外門及內門) 實心膠板飾面木門，裝妥門框、門鉸、氣鼓、手柄、門擋及門鎖。</p> <p>花園閘門 再生型木塑複合及不銹鋼門，配門鉸、手柄、門擋及門鎖。</p> <p>地下入口大門 (外門) 鋁質門配強化玻璃，裝妥鋁質門框、門鉸、手柄及門鎖。</p> <p>地下入口大門 (內門) 實心膠板飾面木門，裝妥門框、門鉸、氣鼓、門擋、手柄及門鎖。</p> <p>花園至客廳之門 (只適用於10號洋房) 鋁質趟門配強化玻璃，裝妥鋁質門框及門鎖。</p> <p>花園至客廳之門 (只適用於11號洋房) 鋁質趟門配強化玻璃，裝妥鋁質門框及門鎖。</p> <p>花園至飯廳之門 鋁質門配強化玻璃，裝妥鋁質門框、門鉸、手柄及門鎖。</p> <p>花園至廚房之門 (此門為幕牆一部分) 鋁質門配強化玻璃，裝妥鋁質門框、門鉸、手柄及門鎖。</p>

23 | FITTINGS, FINISHES AND APPLIANCES

裝置、裝修物料及設備

賣方承諾如本發展項目中沒有安裝指明的品牌名稱或產品型號的升降機或設備，便會安裝品質相若的升降機或設備。

3. 室內裝置

	1號洋房	2號洋房及3號洋房	5號洋房	6號洋房	7號洋房	8號洋房	9號洋房	10號洋房及11號洋房
a. 門	<p>儲物室門 木皮飾面實心木門，裝妥門框、門鉸、手柄、門擋及門鎖。</p> <p>客廳之洗手間門 實心木門配雲石裝飾，裝妥門框、門鉸、氣鼓、手柄及門鎖。</p> <p>儲物室之洗手間門 強化玻璃趟門，裝有手柄。</p> <p>主人睡房門 木皮飾面實心雙木門，裝妥門框、門鉸、氣鼓、手柄及門鎖。</p> <p>睡房(1)、(2)及(3)門 木皮飾面實心木門，裝妥門框、門鉸、氣鼓、手柄及門鎖。</p> <p>睡房(1)、(2)及(3)之衣帽間門 木皮飾面實心木趟門配強化玻璃，裝妥門框、手柄及門鎖。</p> <p>主人睡房衣帽間內門 木皮飾面實心木趟門配強化玻璃，裝妥門框及內嵌式手柄。</p> <p>主人睡房、睡房(1)、(2)及(3)之浴室門 木皮飾面實心木門，裝妥門框、門鉸、門擋、手柄及門鎖。</p> <p>天台平台門 鋁質門配強化玻璃，裝妥鋁質門框、門鉸、氣鼓、手柄及門鎖。</p>	<p>儲物室之洗手間門 鋁質趟門配門框、門鉸、手柄及門鎖。</p> <p>主人睡房、睡房(1)、(2)及(3)門 木飾面實心雙木門，裝妥門面、門框、門鉸、氣鼓、門擋、手柄及門鎖。</p> <p>主人睡房、睡房(1)、(2)及(3)之浴室門 空心木飾面木門，裝妥門、門框、門鉸、門擋、手柄及門鎖。</p> <p>主人睡房、睡房(2)衣帽間之門 空心木飾面木趟門連百葉，裝妥門面、門框、嵌入手柄及門鎖。</p> <p>天台平台門 鋁質門配強化玻璃，裝妥鋁質門框、門鉸、氣鼓、手柄及門鎖。</p>	<p>飯廳之洗手間門 木皮飾面實心木門，裝妥門框、門鉸、手柄及門鎖。</p> <p>儲物室之洗手間門 木皮飾面實心木門，裝妥門框、門鉸、手柄及門鎖。</p> <p>主人睡房、睡房(1)、睡房(2)及睡房(3)門 木皮飾面實心木門，裝妥門框、門鉸、手柄及門鎖。</p> <p>睡房(3)門(內門) 木皮飾面實心木趟門，裝妥手柄及門鎖。</p> <p>主人睡房之浴室門 木皮飾面實心木趟門，裝妥門框、手柄及門鎖。</p> <p>睡房(1)及(2)之浴室門 木皮飾面實心木門，裝妥門框、門鉸、手柄及門鎖。</p> <p>天台平台門 鋁質門配強化玻璃，裝妥鋁質門框、門鉸、氣鼓、手柄及門鎖。</p>	<p>儲物室之洗手間門 空心膠板飾面木門連百葉，裝妥門框、門鉸及門鎖。</p> <p>主人睡房、睡房(1)、(2)及(3)之浴室門 空心膠板飾面木門連百葉，裝妥門框、門鉸及門鎖。</p> <p>天台平台門 鋁質門配強化玻璃，裝妥鋁質門框、門鉸、氣鼓、手柄及門鎖。</p>	<p>儲物室之洗手間門 空心膠板飾面木門連百葉，裝妥門框、門鉸、門擋及門鎖。</p> <p>主人睡房、睡房(1)、(2)及(3)之浴室門 空心膠板飾面木門連百葉，裝妥門框、門鉸、門擋及門鎖。</p> <p>天台平台門 鋁質門配強化玻璃，裝妥鋁質門框、門鉸、氣鼓、手柄及門鎖。</p>	<p>飯廳之洗手間門 木皮飾面實心木門，裝妥門框、門鉸、氣鼓、手柄及門鎖。</p> <p>儲物室之洗手間門 鋁質趟門配磨砂玻璃，裝有門框。</p> <p>主人睡房、睡房(1)、睡房(2)及睡房(3)門 木皮飾面實心木門，裝妥門框、門鉸、手柄及門鎖。</p> <p>睡房(3)門(內門) 木皮飾面實心雙趟木門，裝妥門框、玻璃飾面及手柄。</p> <p>主人睡房之浴室門 木皮飾面實心木門，裝妥門框、門鉸、門擋、手柄及門鎖。</p> <p>睡房(1)及(2)之浴室門 強化玻璃門，裝妥門框、門鉸及手柄。</p> <p>天台平台門 鋁質門配強化玻璃，裝妥鋁質門框、門鉸、氣鼓、手柄及門鎖。</p>	<p>飯廳之洗手間門 木皮飾面實心木門，裝妥門框、門鉸、氣鼓、手柄及門鎖。</p> <p>儲物室之洗手間門 鋁質趟門配磨砂玻璃，裝有門框。</p> <p>主人睡房、睡房(1)、睡房(2)及睡房(3)門 木皮飾面實心木門，裝妥門框、門鉸、手柄及門鎖。</p> <p>睡房(3)門(內門) 木皮飾面實心雙趟木門，裝妥門框、門布飾面及手柄。</p> <p>主人睡房之浴室門 木皮飾面實心木門，裝妥門框、門鉸、門擋、手柄及門鎖。</p> <p>睡房(1)及(2)之浴室門 木皮飾面實心木門，裝妥門框、門鉸、門擋及手柄。</p> <p>天台平台門 鋁質門配強化玻璃，裝妥鋁質門框、門鉸、氣鼓、手柄及門鎖。</p>	<p>廚房門 木飾面實心木門配強化玻璃，裝妥門面、門框、門鉸、氣鼓、門擋及手柄。</p> <p>客廳至螺旋樓梯之門 空心木飾面木門，裝妥門面、門框、門擋、手柄及門鎖。</p> <p>飯廳之洗手間門 木飾面空心木門，裝妥門框、門鉸、門擋、手柄及門鎖。</p> <p>家庭廳門 木飾面實心木門，裝妥門框、門鉸、氣鼓、門擋及門鎖。</p> <p>家庭廳之浴室門 木飾面空心木門，裝妥門面、門框、門鉸、門擋及門鎖。</p> <p>家庭廳之平台門 鋁質趟門配強化玻璃，裝妥鋁質門框及門鎖。</p> <p>主人睡房、睡房(1)、(2)及(3)門 木飾面實心雙木門，裝妥門面、門框、門鉸、氣鼓、門擋、手柄及門鎖。</p> <p>主人睡房、睡房(1)、(2)及(3)之浴室門 木飾面空心木門，裝妥門面、門框、門鉸、門擋及門鎖。</p> <p>主人睡房衣帽間之門 空心木飾面木趟門連百葉，裝妥門面、門框、嵌入手柄及門鎖。</p> <p>睡房(1)及(2)之平台門 鋁質趟門配強化玻璃，裝妥鋁質門框及門鎖。</p> <p>走廊至天台平台門 木皮飾面實心木門，裝妥門框、門鉸、氣鼓、門擋、手柄及門鎖。</p> <p>三樓之平台門 鋁質門配強化玻璃，裝妥鋁質門框、門鉸及門鎖。</p> <p>天台平台門 鋁質門配強化玻璃，裝妥鋁質門框、門鉸、氣鼓、手柄及門鎖。</p>

23 | FITTINGS, FINISHES AND APPLIANCES

裝置、裝修物料及設備

賣方承諾如本發展項目中沒有安裝指明的品牌名稱或產品型號的升降機或設備，便會安裝品質相若的升降機或設備。

3. 室內裝置

	1號洋房	2號洋房及3號洋房	5號洋房	6號洋房	7號洋房	8號洋房	9號洋房	10號洋房及11號洋房
b. 浴室	<p>主人睡房之浴室 安裝天然石檯面及天然石洗手盆，配浴室潔具及配件包括亞克力浴缸(1900毫米(長) x 900毫米(闊) x 470毫米(高))、鍍鉻浴缸花灑套裝、淋浴間、搪瓷坐廁、鍍鉻浴缸水龍頭、鍍鉻花灑套裝、鍍鉻雨淋花灑、鍍鉻洗手盆水龍頭、鍍鉻毛巾架、鍍鉻毛巾環、鍍鉻掛鈎及鍍鉻廁紙架。</p> <p>睡房(1)之浴室 安裝天然石檯面、木鏡箱配鏡面及金屬裝飾，配浴室潔具及配件包括淋浴間、搪瓷坐廁、搪瓷洗手盆、鍍鉻花灑套裝、鍍鉻雨淋花灑、鍍鉻洗手盆水龍頭、鍍鉻毛巾架、鍍鉻毛巾環、鍍鉻掛鈎及鍍鉻廁紙架。</p> <p>睡房(2)之浴室 安裝天然石檯面、木鏡箱配鏡面及金屬裝飾，配浴室潔具及配件包括亞克力浴缸(1524毫米(長) x 813毫米(闊) x 559毫米(高))、淋浴間、搪瓷坐廁、搪瓷洗手盆、鍍鉻浴缸水龍頭、鍍鉻花灑套裝、鍍鉻雨淋花灑、鍍鉻洗手盆水龍頭、鍍鉻毛巾架、鍍鉻掛鈎及鍍鉻廁紙架。</p> <p>睡房(3)之浴室 安裝天然石檯面及木鏡箱，配浴室潔具及配件包括淋浴間、搪瓷坐廁、搪瓷洗手盆、鍍鉻花灑套裝、鍍鉻洗手盆水龍頭、鍍鉻毛巾架、鍍鉻掛鈎及鍍鉻廁紙架。</p>	<p>主人睡房、睡房(2)及(3)之浴室 安裝天然石檯面及木鏡櫃，配搪瓷廁、搪瓷洗手盆、珧瑯鋼浴缸(1700毫米(長) x 750毫米(闊) x 410毫米(高))、鍍鉻花灑水龍頭、鍍鉻浴缸水龍頭、鍍鉻洗手盆水龍頭、鍍鉻毛巾架及廁紙架。</p> <p>睡房(1)之浴室 安裝天然石檯面及木鏡櫃，配搪瓷坐廁、搪瓷洗手盆、鍍鉻洗手盆水龍頭、鍍鉻花灑水龍頭、鍍鉻毛巾架及廁紙架。</p> <p>客廳之洗手間 安裝天然石檯面及木鏡櫃，配搪瓷坐廁、搪瓷洗手盆、鍍鉻洗手盆水龍頭、鍍鉻毛巾架及廁紙架。</p> <p>儲物室之洗手間 安裝搪瓷坐廁、牆掛搪瓷洗盆及鍍鉻洗手盆水龍頭。</p> <p>所有浴室及洗手間均裝設抽氣扇。</p> <p>供水系統的類型及用料，請參考(j)「供水」一欄。</p> <p>設備及品牌，請參考「設備表」。</p>	<p>主人睡房之浴室 安裝天然石檯面及天然石洗手盆，配浴室潔具及配件包括亞克力浴缸(1829毫米(長) x 1067毫米(闊) x 559毫米(高))、搪瓷坐廁、鍍鉻浴缸水龍頭連花灑頭、鍍鉻洗手盆水龍頭及鍍鉻毛巾架。</p> <p>睡房(1)及(3)之浴室 安裝天然石檯面及木鏡箱，配浴室潔具及配件包括淋浴間、搪瓷坐廁、搪瓷洗手盆、鍍鉻雨淋花灑、鍍鉻洗手盆水龍頭及鍍鉻毛巾架。</p> <p>睡房(2)之浴室 安裝天然石檯面及木鏡箱，配浴室潔具及配件包括強化亞克力浴缸(1800毫米(長) x 800毫米(闊) x 570毫米(高))、淋浴間、搪瓷坐廁、搪瓷洗手盆、鍍鉻花灑套裝、鍍鉻雨淋花灑、鍍鉻洗手盆水龍頭及鍍鉻毛巾架。</p> <p>飯廳之洗手間 設有搪瓷坐廁、搪瓷洗手盆套裝及鍍鉻洗手盆水龍頭。</p> <p>儲物室之洗手間 設有搪瓷坐廁、搪瓷洗手盆及鍍鉻洗手盆水龍頭。所有浴室及洗手間均裝設抽氣扇。</p> <p>供水系統的類型及用料，請參考(j)「供水」一欄。</p> <p>設備及品牌，請參考「設備表」。</p>	<p>主人睡房及睡房(2)之浴室 安裝搪瓷坐廁、搪瓷洗手盆、玻璃纖維浴缸(1500毫米(長) x 700毫米(闊) x 420毫米(高))、電鍍花灑水龍頭、電鍍浴缸水龍頭及電鍍洗手盆水龍頭。</p> <p>睡房(1)及(3)之浴室 安裝搪瓷坐廁、搪瓷洗手盆、玻璃纖維浴缸(1500毫米(長) x 700毫米(闊) x 420毫米(高))、電鍍洗手盆水龍頭及電鍍浴缸水龍頭。</p> <p>客廳之洗手間及儲物室之洗手間 安裝搪瓷坐廁、搪瓷洗手盆及電鍍洗手盆水龍頭。</p> <p>所有浴室及洗手間均裝設抽氣扇。</p> <p>供水系統的類型及用料，請參考(j)「供水」一欄。</p> <p>設備及品牌，請參考「設備表」。</p>	<p>主人睡房及睡房(2)之浴室 安裝搪瓷坐廁、搪瓷洗手盆、玻璃纖維浴缸(1500毫米(長) x 700毫米(闊) x 420毫米(高))、電鍍花灑水龍頭、電鍍浴缸水龍頭及電鍍洗手盆水龍頭。</p> <p>睡房(1)及(3)之浴室 安裝搪瓷坐廁、搪瓷洗手盆、玻璃纖維浴缸(1500毫米(長) x 700毫米(闊) x 420毫米(高))、電鍍洗手盆水龍頭及電鍍浴缸水龍頭。</p> <p>飯廳之洗手間及儲物室之洗手間 安裝搪瓷坐廁、搪瓷洗手盆及電鍍洗手盆水龍頭。</p> <p>所有浴室及洗手間均裝設抽氣扇。</p> <p>供水系統的類型及用料，請參考(j)「供水」一欄。</p> <p>設備及品牌，請參考「設備表」。</p>	<p>主人睡房之浴室 安裝天然石檯面及天然石洗手盆，配浴室潔具及配件包括亞克力浴缸(1905毫米(長) x 1041毫米(闊) x 635毫米(高))、淋浴間、搪瓷坐廁、鍍鉻浴缸水龍頭連花灑頭、鍍鉻花灑套裝、鍍鉻雨淋花灑、鍍鉻洗手盆水龍頭及鍍鉻毛巾架。</p> <p>睡房(1)之浴室 安裝天然石檯面及木鏡箱，配浴室潔具及配件包括淋浴間、搪瓷坐廁、搪瓷洗手盆、鍍鉻花灑套裝、鍍鉻雨淋花灑、鍍鉻洗手盆水龍頭及鍍鉻毛巾架。</p> <p>睡房(2)之浴室 安裝天然石檯面及木鏡箱，配浴室潔具及配件包括強化亞克力浴缸(1800毫米(長) x 800毫米(闊) x 570毫米(高))、淋浴間、搪瓷坐廁、搪瓷洗手盆、鍍鉻黃銅花灑套裝、鍍鉻黃銅雨淋花灑、鍍鉻黃銅洗手盆水龍頭及鍍鉻毛巾架。</p> <p>飯廳之洗手間 設有搪瓷坐廁、搪瓷洗手盆套裝及鍍鉻洗手盆水龍頭。</p> <p>儲物室之洗手間 設有搪瓷坐廁、搪瓷洗手盆及鍍鉻洗手盆水龍頭。所有浴室及洗手間均裝設抽氣扇。</p> <p>供水系統的類型及用料，請參考(j)「供水」一欄。</p> <p>設備及品牌，請參考「設備表」。</p>	<p>主人睡房之浴室 安裝天然石檯面及天然石洗手盆，配浴室潔具及配件包括亞克力浴缸(1905毫米(長) x 1041毫米(闊) x 635毫米(高))、淋浴間、搪瓷坐廁、鍍鉻浴缸水龍頭連花灑頭、鍍鉻花灑套裝、鍍鉻雨淋花灑、鍍鉻洗手盆水龍頭及鍍鉻毛巾架。</p> <p>睡房(1)之浴室 安裝天然石檯面及木鏡箱，配浴室潔具及配件包括淋浴間、搪瓷坐廁、搪瓷洗手盆、鍍鉻花灑套裝、鍍鉻雨淋花灑、鍍鉻洗手盆水龍頭及鍍鉻毛巾架。</p> <p>睡房(2)之浴室 安裝天然石檯面及木鏡箱，配浴室潔具及配件包括強化亞克力浴缸(1800毫米(長) x 800毫米(闊) x 570毫米(高))、淋浴間、搪瓷坐廁、搪瓷洗手盆、鍍鉻黃銅花灑套裝、鍍鉻黃銅雨淋花灑、鍍鉻黃銅洗手盆水龍頭及鍍鉻毛巾架。</p> <p>飯廳之洗手間 設有搪瓷坐廁、搪瓷洗手盆套裝及鍍鉻洗手盆水龍頭。</p> <p>儲物室之洗手間 設有搪瓷坐廁、搪瓷洗手盆及鍍鉻洗手盆水龍頭。所有浴室及洗手間均裝設抽氣扇。</p> <p>供水系統的類型及用料，請參考(j)「供水」一欄。</p> <p>設備及品牌，請參考「設備表」。</p>	<p>主人睡房、家庭廳及睡房(3)之浴室 安裝天然石檯面及木鏡櫃，配搪瓷廁、搪瓷洗手盆、珧瑯鋼浴缸(1700毫米(長) x 750毫米(闊) x 410毫米(高))、鍍鉻花灑水龍頭、鍍鉻浴缸水龍頭、鍍鉻洗手盆水龍頭、鍍鉻毛巾架及廁紙架。</p> <p>睡房(1)及(2)之浴室 安裝天然石檯面及木鏡櫃，配搪瓷坐廁、搪瓷洗手盆、鍍鉻洗手盆水龍頭、鍍鉻浴缸水龍頭、鍍鉻毛巾架及廁紙架。</p> <p>飯廳之洗手間 安裝天然石檯面及木鏡櫃，配搪瓷坐廁、搪瓷洗手盆、鍍鉻洗手盆水龍頭、鍍鉻毛巾架及廁紙架。</p> <p>所有浴室及洗手間均裝設抽氣扇。</p> <p>供水系統的類型及用料，請參考(j)「供水」一欄。</p> <p>設備及品牌，請參考「設備表」。</p>

23 | FITTINGS, FINISHES AND APPLIANCES

裝置、裝修物料及設備

賣方承諾如本發展項目中沒有安裝指明的品牌名稱或產品型號的升降機或設備，便會安裝品質相若的升降機或設備。

3. 室內裝置

		1號洋房	2號洋房及3號洋房	5號洋房	6號洋房	7號洋房	8號洋房	9號洋房	0號洋房及11號洋房
b.	浴室	<p>客廳之洗手間 安裝天然石檯面，配潔具及配件包括搪瓷坐廁、天然石洗手盆、鍍鉻洗手盆水龍頭、鍍鉻皂液器、鍍鉻毛巾架及鍍鉻廁紙架。</p> <p>儲物室之洗手間 設有搪瓷坐廁、搪瓷洗手盆、鍍鉻花灑套裝、鍍鉻洗手盆水龍頭及鏡。 所有浴室及洗手間均裝設抽氣扇。</p> <p>供水系統的類型及用料，請參考 (j)「供水」一欄。</p> <p>設備及品牌，請參考「設備表」。</p>							
c.	廚房	<p>木製組合廚櫃配以塗漆飾面櫃門、天然石檯面及不銹鋼洗滌盆連鍍鉻單槓洗滌盆水龍頭、掛牆式抽油煙機、雪櫃、蒸爐、焗爐、咖啡機、煤氣爐、雙頭煮食爐、雙頭電磁爐、微波爐及抽氣扇。</p> <p>供水系統的類型及用料，請參考 (j)「供水」一欄。</p> <p>設備及品牌，請參考「設備表」。</p>	<p>裝設廚櫃配以中密度纖維門板並以美耐板及亞光烤漆為飾面。</p> <p>廚房灶台面採用人造石英石，配有不銹鋼洗滌盆及鍍鉻洗滌盆龍頭、雪櫃、洗碗碟機、煤氣爐、雙頭煮食爐、電磁爐、抽油煙機、微波蒸焗爐、焗爐、酒櫃及洗衣乾衣機。</p> <p>供水系統的類型及用料，請參考 (j)「供水」一欄。</p> <p>設備及品牌，請參考「設備表」。</p>	<p>木製組合廚櫃配以塗漆飾面櫃門、人造石檯面及不銹鋼洗滌盆連鍍鉻單槓洗滌盆水龍頭、雙頭氣體煮食爐、煤氣爐、抽油煙機、蒸爐連微波爐、焗爐、雪櫃、冰箱、酒櫃、保溫抽屜、洗碗碟機、抽氣扇及組合式燒烤爐。</p> <p>供水系統的類型及用料，請參考 (j)「供水」一欄。</p> <p>設備及品牌，請參考「設備表」。</p>	<p>配以不銹鋼洗滌盆及電鍍洗滌盆水龍頭，內置抽氣扇。不設廚櫃。</p> <p>供水系統的類型及用料，請參考 (j)「供水」一欄。</p> <p>設備及品牌，請參考「設備表」。</p>	<p>配以不銹鋼洗滌盆及電鍍洗滌盆水龍頭，內置抽氣扇。不設廚櫃。</p> <p>供水系統的類型及用料，請參考 (j)「供水」一欄。</p> <p>設備及品牌，請參考「設備表」。</p>	<p>木製組合廚櫃配以塗漆飾面櫃門、人造石檯面及不銹鋼洗滌盆連鍍鉻單槓洗滌盆水龍頭、雙頭電磁爐、煤氣爐、雙頭煮食爐、抽出式抽油煙機、蒸爐、微波爐、焗爐、雪櫃、冰箱、酒櫃、保溫抽屜、洗碗碟機及抽氣扇。</p> <p>供水系統的類型及用料，請參考 (j)「供水」一欄。</p> <p>設備及品牌，請參考「設備表」。</p>	<p>木製組合廚櫃配以塗漆飾面櫃門、人造石檯面及不銹鋼洗滌盆連鍍鉻單槓洗滌盆水龍頭、電烤爐、煤氣爐、雙頭煮食爐、掛牆式抽油煙機、蒸爐、微波爐、焗爐、雪櫃、冰箱、酒櫃、保溫抽屜、洗碗碟機及抽氣扇。</p> <p>供水系統的類型及用料，請參考 (j)「供水」一欄。</p> <p>設備及品牌，請參考「設備表」。</p>	<p>裝設廚櫃配以中密度纖維門板並以美耐板及亞光烤漆為飾面。</p> <p>廚房灶台面採用人造石英石，配有不銹鋼洗滌盆及鍍鉻洗滌盆龍頭、雪櫃、洗碗碟機、煤氣爐、雙頭煮食爐、電磁爐、抽油煙機、微波蒸焗爐、焗爐、酒櫃及洗衣乾衣機。</p> <p>供水系統的類型及用料，請參考 (j)「供水」一欄。</p> <p>設備及品牌，請參考「設備表」。</p>

23 | FITTINGS, FINISHES AND APPLIANCES

裝置、裝修物料及設備

賣方承諾如本發展項目中沒有安裝指明的品牌名稱或產品型號的升降機或設備，便會安裝品質相若的升降機或設備。

3. 室內裝置

	1號洋房	2號洋房及3號洋房	5號洋房	6號洋房	7號洋房	8號洋房	9號洋房	10號洋房及11號洋房	
d. 睡房	<p>主人睡房 木皮飾面、捫皮面板及鏡面木櫃組合，裝妥木櫃門框及配有薄紗的玻璃櫃門。 木皮飾面木衣櫃，裝妥木櫃門框及配有薄紗的玻璃櫃門。</p> <p>睡房(1) 木皮飾面、捫皮面板、金屬及鏡面木櫃組合。 木皮飾面木衣櫃，裝妥木櫃門。</p> <p>睡房(2) 木皮飾面、捫皮面板、金屬及鏡面木櫃組合。 木皮飾面木衣櫃，裝妥木櫃門。</p> <p>睡房(3) 木皮飾面、捫皮面板及鏡面木櫃組合。 所有睡房均設有窗簾。</p>	<p>所有睡房裝有木製飾面衣櫃。 所有睡房均配有窗簾及透光紗布。</p>	<p>主人睡房、睡房(1)、(2)及(3) 木皮飾面木衣櫃，裝妥金屬櫃門框及玻璃飾面櫃門。 所有睡房均設有窗簾。</p>	不適用。	不適用。	<p>主人睡房、睡房(1)、(2)及(3) 木皮飾面木衣櫃，裝妥金屬櫃門框及玻璃飾面櫃門。 所有睡房均設有窗簾。</p>	<p>主人睡房、睡房(1)、(2)及(3) 木皮飾面木衣櫃，裝妥金屬櫃門框及玻璃飾面櫃門。 所有睡房均設有窗簾。</p>	<p>所有睡房裝有木製飾面衣櫃。 所有睡房均配有窗簾及透光紗布。</p>	
e. 電話	<p>客廳、飯廳、家庭廳及睡房均裝有電話插座。 每間洋房提供個別的PABX系統。 有關接駁點的位置及數目，請參考「機電裝置數量說明表」。</p>	<p>客廳、飯廳及睡房均裝有電話插座。 每間洋房提供個別的PABX系統。 有關接駁點的位置及數目，請參考「機電裝置數量說明表」。</p>	<p>客廳、飯廳及睡房均裝有電話插座。 每間洋房提供個別的PABX系統。 有關接駁點的位置及數目，請參考「機電裝置數量說明表」。</p>	<p>客廳、飯廳及睡房均裝有電話插座。 每間洋房提供個別的PABX系統。 有關接駁點的位置及數目，請參考「機電裝置數量說明表」。</p>	<p>客廳、飯廳及睡房均裝有電話插座。 每間洋房提供個別的PABX系統。 有關接駁點的位置及數目，請參考「機電裝置數量說明表」。</p>	<p>客廳、飯廳及睡房均裝有電話插座。 每間洋房提供個別的PABX系統。 有關接駁點的位置及數目，請參考「機電裝置數量說明表」。</p>	<p>客廳、飯廳及睡房均裝有電話插座。 每間洋房提供個別的PABX系統。 有關接駁點的位置及數目，請參考「機電裝置數量說明表」。</p>	<p>客廳、飯廳、家庭廳及睡房均裝有電話插座。 每間洋房提供個別的PABX系統。 有關接駁點的位置及數目，請參考「機電裝置數量說明表」。</p>	
f. 天線	<p>客廳、飯廳、家庭廳及睡房均裝有電視及電台天線插座。 有關接駁點的位置及數目，請參考「機電裝置數量說明表」。</p>	<p>客廳、飯廳及睡房均裝有電視及電台天線插座。 有關接駁點的位置及數目，請參考「機電裝置數量說明表」。</p>	<p>客廳、飯廳及睡房均裝有電視及電台天線插座。 有關接駁點的位置及數目，請參考「機電裝置數量說明表」。</p>	<p>客廳、飯廳及睡房均裝有電視及電台天線插座。 有關接駁點的位置及數目，請參考「機電裝置數量說明表」。</p>	<p>客廳、飯廳及睡房均裝有電視及電台天線插座。 有關接駁點的位置及數目，請參考「機電裝置數量說明表」。</p>	<p>客廳、飯廳及睡房均裝有電視及電台天線插座。 有關接駁點的位置及數目，請參考「機電裝置數量說明表」。</p>	<p>客廳、飯廳及睡房均裝有電視及電台天線插座。 有關接駁點的位置及數目，請參考「機電裝置數量說明表」。</p>	<p>客廳、飯廳、家庭廳及睡房均裝有電視及電台天線插座。 有關接駁點的位置及數目，請參考「機電裝置數量說明表」。</p>	
g. 電力裝置	<p>裝置入牆暗線燈位及插座(提供三相電力供電並備有配電箱及斷路器)。 有關電插座及空調機接駁點的位置及數目，請參考「機電裝置數量說明表」。</p>								
h. 氣體供應	<p>裝妥煤氣喉接駁煤氣爐及熱水爐。有關接駁點的位置，請參考「機電裝置數量說明表」。</p>	<p>裝妥煤氣喉接駁熱水爐。有關接駁點的位置，請參考「機電裝置數量說明表」。</p>	<p>裝妥煤氣喉接駁煤氣爐及熱水爐。有關接駁點的位置，請參考「機電裝置數量說明表」。</p>	<p>裝妥煤氣喉接駁熱水爐。有關接駁點的位置，請參考「機電裝置數量說明表」。</p>	<p>裝妥煤氣喉接駁熱水爐。有關接駁點的位置，請參考「機電裝置數量說明表」。</p>	<p>裝妥煤氣喉接駁熱水爐。有關接駁點的位置，請參考「機電裝置數量說明表」。</p>	<p>裝妥煤氣喉接駁煤氣爐及熱水爐。有關接駁點的位置，請參考「機電裝置數量說明表」。</p>	<p>裝妥煤氣喉接駁煤氣爐及熱水爐。有關接駁點的位置，請參考「機電裝置數量說明表」。</p>	<p>裝妥煤氣喉接駁熱水爐。有關接駁點的位置，請參考「機電裝置數量說明表」。</p>

23 | FITTINGS, FINISHES AND APPLIANCES

裝置、裝修物料及設備

賣方承諾如本發展項目中沒有安裝指明的品牌名稱或產品型號的升降機或設備，便會安裝品質相若的升降機或設備。

3. 室內裝置

		1號洋房	2號洋房及3號洋房	5號洋房	6號洋房	7號洋房	8號洋房	9號洋房	10號洋房及11號洋房	
i.	洗衣機接駁點	不適用。	每間洋房均設有洗衣機來去水接駁點。 洗衣機位置均設有直徑22毫米來水位及直徑40毫米去水位。 有關接駁點的位置，請參考「機電裝置數量說明表」。	每間洋房均設有洗衣機來去水接駁點。 洗衣機位置均設有直徑22毫米來水位及直徑40毫米去水位。 有關接駁點的位置，請參考「機電裝置數量說明表」。	每間洋房均設有洗衣機來去水接駁點。 洗衣機位置均設有直徑22毫米來水位及直徑40毫米去水位。 有關接駁點的位置，請參考「機電裝置數量說明表」。	每間洋房均設有洗衣機來去水接駁點。 洗衣機位置均設有直徑22毫米來水位及直徑40毫米去水位。 有關接駁點的位置，請參考「機電裝置數量說明表」。	不適用。	每間洋房均設有洗衣機來去水接駁點。 洗衣機位置均設有直徑22毫米來水位及直徑40毫米去水位。 有關接駁點的位置，請參考「機電裝置數量說明表」。	每間洋房均設有洗衣機來去水接駁點。 洗衣機位置均設有直徑22毫米來水位及直徑40毫米去水位。 有關接駁點的位置，請參考「機電裝置數量說明表」。	
j.	供水	裝妥有膠層保護之銅喉水喉管。水喉管部份隱藏及部份外露。 廚房、浴室及洗手間均有熱水供應。								

4. 雜項

		1號洋房	2號洋房及3號洋房	5號洋房	6號洋房	7號洋房	8號洋房	9號洋房	10號洋房及11號洋房	
a.	升降機	“日立”升降機(型號: UAG-630-CO60) 到達地庫、地下、一樓、二樓及天台。	“日立”升降機(型號: UAG-630-CO60) 到達地庫、地下、一樓、二樓及天台。	“日立”升降機(型號: UAG-630-CO60) 到達地庫、地下、一樓、二樓及天台。	“日立”升降機(型號: UAG-630-CO60) 到達地庫、地下、一樓、二樓及天台。	“日立”升降機(型號: UAG-630-CO60) 到達地庫、地下、一樓、二樓及天台。	“日立”升降機(型號: UAG-630-CO60) 到達地庫、地下、一樓、二樓及天台。	“日立”升降機(型號: UAG-630-CO60) 到達地庫、地下、一樓、二樓及天台。	“日立”升降機(型號: UAG-630-CO60) 到達地庫、地下、一樓、二樓、三樓及天台。	
b.	信箱	每間洋房設有夾紗玻璃飾面不銹鋼信箱。								
c.	垃圾收集	設垃圾箱、垃圾收集及物料回收箱置於地庫的公共地方，由清潔工人收集。								
d.	水錶、電錶及氣體錶	獨立水錶設於水錶房內。 獨立電錶設於總掣房內。 獨立氣體錶設於地庫車庫。	獨立水錶設於水錶房內。 獨立電錶設於總掣房內。 獨立氣體錶設於每間洋房之地庫車庫。	獨立水錶設於水錶房內。 獨立電錶設於總掣房內。 獨立氣體錶設於地庫車庫。	獨立水錶設於水錶房內。 獨立電錶設於總掣房內。 獨立氣體錶設於每間洋房之地庫車庫。	獨立水錶設於水錶房內。 獨立電錶設於總掣房內。 獨立氣體錶設於廚房內。	獨立水錶設於水錶房內。 獨立電錶設於總掣房內。 獨立氣體錶設於廚房內。	獨立水錶設於水錶房內。 獨立電錶設於總掣房內。 獨立氣體錶設於廚房內。	獨立水錶設於水錶房內。 獨立電錶設於總掣房內。 獨立氣體錶設於每間洋房之廚房內。	

5. 保安設施

		1號洋房	2號洋房及3號洋房	5號洋房	6號洋房	7號洋房	8號洋房	9號洋房	10號洋房及11號洋房	
a.	保安系統及設備	發展項目外圍邊界設有閉路電視系統。 發展項目車閘入口設有電動大閘、閉路電視及智能卡系統。 每間洋房大門設有視像對講機及智能卡系統。 每間洋房設有視像對講機、警報器及閉路電視系統。								

23 | FITTINGS, FINISHES AND APPLIANCES

裝置、裝修物料及設備

The Vendor undertakes that if lifts or appliances of the specified brand name or model number are not installed in the Development, lifts or appliances of comparable quality will be installed.
賣方承諾如本發展項目中沒有安裝指明的品牌名稱或產品型號的升降機或設備，便會安裝品質相若的升降機或設備。

House 1 1號洋房

Gas Water Heater Appliances Schedule 煤氣熱水爐設備表

Item 項目	Location 位置	Appliance 設備	Brand 品牌	Model 型號
1	Basement Under Staircase 地庫樓梯下	Gas Water Heater 煤氣熱水爐	TGC	TGC TRJW221TFQL
2	Roof 天台	Gas Water Heater 煤氣熱水爐	TGC	TGC TRJW221TFQL
3	Roof 天台	Gas Water Heater 煤氣熱水爐	TGC	TGC TRJW221TFQL

Lift Equipment Appliances Schedule 升降機設備表

Item 項目	Location 位置	Appliance 設備	Brand 品牌	Model 型號
1	Basement to Roof 地庫至天台	Lift 升降機	Hitachi 日立	UAG0630-CO60

Air-conditioning Appliances Schedule 空調設備表

Item 項目	Location 位置	Appliance 設備	Brand 品牌	Model 型號
1	Basement Carport 地庫車庫	Exhaust Fan 抽氣扇	Ostberg 奧斯博格	RK500x250D1
2	G/F Kitchen 地下廚房	Duct Type AC Unit 管道式空調機	Daikin 大金	FXDP56Q
3	G/F Kitchen 地下廚房	Exhaust Fan 抽氣扇	Ostberg 奧斯博格	DFE133-20
4	G/F Kitchen 地下廚房	Exhaust Fan 抽氣扇	Ostberg 奧斯博格	DFE133-20
5	G/F Store Room 地下儲物室	Wall Mounted AC Unit 掛牆式空調機	Daikin 大金	FXAP22M
6	G/F Store Room Lavatory 地下儲物室洗手間	Exhaust Fan 抽氣扇	Ostberg 奧斯博格	RFE140A
7	G/F Dining Room 地下飯廳	Duct Type AC Unit 管道式空調機	Daikin 大金	FXDP71Q
8	G/F Dining Room 地下飯廳	Duct Type AC Unit 管道式空調機	Daikin 大金	FXDP71Q
9	G/F Dining Room Lavatory 地下飯廳之洗手間	Exhaust Fan 抽氣扇	Ostberg 奧斯博格	RFE140B
10	G/F Living Room 地下客廳	Duct Type AC Unit 管道式空調機	Daikin 大金	FXDP56Q
11	G/F Living Room 地下客廳	Duct Type AC Unit 管道式空調機	Daikin 大金	FXDP56Q
12	G/F Living Room 地下客廳	Duct Type AC Unit 管道式空調機	Daikin 大金	FXDP56Q
13	1/F Bedroom(1) 一樓睡房(1)	Duct Type AC Unit 管道式空調機	Daikin 大金	FXDP71Q
14	1/F Bathroom at Bedroom(1) 一樓睡房(1)之浴室	Exhaust Fan 抽氣扇	Ostberg 奧斯博格	RFE140B
15	1/F Corridor 一樓走廊	Duct Type AC Unit 管道式空調機	Daikin 大金	FXDP71Q
16	1/F Bedroom(2) 一樓睡房(2)	Duct Type AC Unit 管道式空調機	Daikin 大金	FXDP71Q
17	1/F Bathroom at Bedroom(2) 一樓睡房(2)之浴室	Exhaust Fan 抽氣扇	Ostberg 奧斯博格	RFE140B
18	2/F Bedroom(3) 二樓睡房(3)	Duct Type AC Unit 管道式空調機	Daikin 大金	FXDP71Q
19	2/F Bedroom(3) 二樓睡房(3)	Duct Type AC Unit 管道式空調機	Daikin 大金	FXDP36Q
20	2/F Bathroom at Bedroom(3) 二樓睡房(3)之浴室	Exhaust Fan 抽氣扇	Ostberg 奧斯博格	RFE140B
21	2/F Corridor 二樓走廊	Duct Type AC Unit 管道式空調機	Daikin 大金	FXDP71Q
22	2/F Master Bedroom 二樓主人睡房	Duct Type AC Unit 管道式空調機	Daikin 大金	FXDP56Q
23	2/F Master Bedroom 二樓主人睡房	Duct Type AC Unit 管道式空調機	Daikin 大金	FXDP56Q
24	2/F Bathroom at Master Bedroom 二樓主人睡房之浴室	Exhaust Fan 抽氣扇	Ostberg 奧斯博格	RFE140B
25	Upper Roof 上層天台	VRV Outdoor Unit 變頻室外空調機	Daikin 大金	RUXYQ16
26	Upper Roof 上層天台	VRV Outdoor Unit 變頻室外空調機	Daikin 大金	RUXYQ20

Security Appliances Schedule 保安設備表

Item 項目	Location 位置	Appliance 設備	Brand 品牌	Model 型號
1	Basement Carport 地庫車庫	CCTV Camera 閉路電視	Samsung 三星	SNV-L5083R
2	Basement Garden 地庫花園	CCTV Camera 閉路電視	Samsung 三星	SNV-L5083R
3	G/F Garden 地下花園	CCTV Camera 閉路電視	Samsung 三星	SNV-6084RP
4	G/F Garden 地下花園	CCTV Camera 閉路電視	Samsung 三星	SNV-6084RP
5	G/F Garden 地下花園	CCTV Camera 閉路電視	Samsung 三星	SNV-6084RP
6	Roof 天台	CCTV Camera 閉路電視	Samsung 三星	SNV-6084RP
7	Roof 天台	CCTV Camera 閉路電視	Samsung 三星	SNV-6084RP
8	Roof 天台	CCTV Camera 閉路電視	Samsung 三星	SNV-6084RP

Home Automation Schedule 智能家居設備表

Item 項目	Location 位置	Appliance 設備	Brand 品牌	Model 型號
1	Basement Carport 地庫車庫	Card Reader 讀卡器	IDTECK	RF10
2	Basement Carport 地庫車庫	Electro - Magnetic Locks 電鎖	SDC	1500 Series
3	Basement Carport 地庫車庫	Door Release Button 開門掣	Schneider 施耐德	E3031VBP
4	Basement Carport 地庫車庫	Fingerprint Reader 指紋閱讀器	ACX	F7
5	Basement Carport 地庫車庫	Individual House Visitor Panel 視像對講機	HKC	HKC-VP-02
6	G/F Living Room 地下客廳	WiFi Access Point 無線接入點	Netgear	JNR3210
7	G/F Dining Room 地下飯廳	WiFi Access Point 無線接入點	Netgear	JNR3210
8	G/F Kitchen 地下廚房	HA-Pad 智能家居控制器	HKC	HA-D2
9	G/F Store Room 地下儲物室	Intercom Phone 對講機	Urmet	1140
10	G/F Store Room 地下儲物室	HA CIU Case 智能家居主機箱	HKC	HKC-CIU- Main-01
11	G/F Store Room 地下儲物室	Intercom Control Case 對講機主機箱	E-Tech	Etech- VP-02
12	G/F Store Room 地下儲物室	Card Reader Control Case 讀卡器主機箱	IDTECK	IDTECK Controller
13	1/F Bedroom(1) 一樓睡房(1)	WiFi Access Point 無線接入點	Netgear	JNR3210
14	1/F Bedroom(2) 一樓睡房(2)	WiFi Access Point 無線接入點	Netgear	JNR3210
15	2/F Master Bedroom 二樓主人睡房	WiFi Access Point 無線接入點	Netgear	JNR3210
16	2/F Master Bedroom 二樓主人睡房	Panic Alarm 警報器	miTEC	MSA-210L
17	2/F Bedroom(3) 二樓睡房(3)	WiFi Access Point 無線接入點	Netgear	JNR3210
18	Roof 天台	Fingerprint Reader 指紋閱讀器	ACX	F7

23 | FITTINGS, FINISHES AND APPLIANCES

裝置、裝修物料及設備

The Vendor undertakes that if lifts or appliances of the specified brand name or model number are not installed in the Development, lifts or appliances of comparable quality will be installed.
賣方承諾如本發展項目中沒有安裝指明的品牌名稱或產品型號的升降機或設備，便會安裝品質相若的升降機或設備。

House 1 1號洋房

Kitchen Appliances Schedule 廚房設備表

Item 項目	Location 位置	Appliance 設備	Brand 品牌	Model 型號
1	G/F Kitchen 地下廚房	Wall Mounted Hood 掛牆式抽油煙機	Gaggenau 嘉格納	AW230190
2	G/F Kitchen 地下廚房	Wall Mounted Hood 掛牆式抽油煙機	Gaggenau 嘉格納	AW230190
3	G/F Kitchen 地下廚房	Gas Wok Burner 煤氣爐	Gaggenau 嘉格納	VG231-334SG
4	G/F Kitchen 地下廚房	Double Burner 雙頭煮食爐	Gaggenau 嘉格納	VG232-334SG
5	G/F Kitchen 地下廚房	2 Zones Induction Cooktop 雙頭電磁爐	Gaggenau 嘉格納	VI230-134
6	G/F Kitchen 地下廚房	Steamer 蒸爐	Gaggenau 嘉格納	BSP220-130
7	G/F Kitchen 地下廚房	Microwave Oven 微波爐	Gaggenau 嘉格納	BMP224-130
8	G/F Kitchen 地下廚房	Oven 焗爐	Gaggenau 嘉格納	EB385110
9	G/F Kitchen 地下廚房	Coffee Machine 咖啡機	Gaggenau 嘉格納	CMP250130
10	G/F Kitchen 地下廚房	Fridge 雪櫃	Gaggenau 嘉格納	RB282303
11	G/F Kitchen 地下廚房	Fridge 雪櫃	Gaggenau 嘉格納	RB282303

Bathroom Appliances Schedule 浴室設備表

Item 項目	Location 位置	Appliance 設備	Brand 品牌	Model 型號
1	1/F Bathroom at Bedroom (1) 一樓睡房(1)之浴室	Waterproof TV 防水電視機	Platina	PWP-M190
2	1/F Bathroom at Bedroom (2) 一樓睡房(2)之浴室	Waterproof TV 防水電視機	Platina	PWP-M190
3	1/F Bathroom at Bedroom (2) 一樓睡房(2)之浴室	Bathtub 浴缸	KALLISTA	P50047-G-0
4	2/F Bathroom at Master Bedroom 二樓主人睡房之浴室	Waterproof TV 防水電視機	Platina	PWP-M190
5	2/F Bathroom at Bedroom (3) 二樓睡房(3)之浴室	Waterproof TV 防水電視機	Platina	PWP-M190
6	2/F Bathroom at Master Bedroom 二樓主人睡房之浴室	Bathtub 浴缸	HOESCH	6626X

Televisions Schedule 電視機表

Item 項目	Location 位置	Appliance 設備	Brand 品牌	Model 型號
1	1/F Family Room 一樓家庭廳	Television 電視機	Samsung 三星	UA48JU6300J
2	1/F Bedroom (1) 一樓睡房(1)	Television 電視機	Samsung 三星	UA48JU6300J
3	1/F Bedroom (2) 一樓睡房(2)	Television 電視機	Samsung 三星	UA48JU6300J
4	2/F Master Bedroom 二樓主人睡房	Television 電視機	Samsung 三星	UA48JU6300J
5	2/F Bedroom (3) 二樓睡房(3)	Television 電視機	Samsung 三星	UA48JU6300J

23 | FITTINGS, FINISHES AND APPLIANCES

裝置、裝修物料及設備

The Vendor undertakes that if lifts or appliances of the specified brand name or model number are not installed in the Development, lifts or appliances of comparable quality will be installed.
賣方承諾如本發展項目中沒有安裝指明的品牌名稱或產品型號的升降機或設備，便會安裝品質相若的升降機或設備。

House 2 2號洋房

Gas Water Heater Appliances Schedule 煤氣熱水爐設備表

Item 項目	Location 位置	Appliance 設備	Brand 品牌	Model 型號
1	1/F Bathroom at Bedroom(1) 一樓睡房(1)之浴室	Gas Water Heater 煤氣熱水爐	TGC	TGC TRJW221TFQL
2	Roof 天台	Gas Water Heater 煤氣熱水爐	TGC	TGC TRJW221TFQL
3	Roof 天台	Gas Water Heater 煤氣熱水爐	TGC	TGC TRJW221TFQL

Lift Equipment Appliances Schedule 升降機設備表

Item 項目	Location 位置	Appliance 設備	Brand 品牌	Model 型號
1	Basement to Roof 地庫至天台	Lift 升降機	Hitachi 日立	UAG0630-CO60

Air-conditioning Appliances Schedule 空調設備表

Item 項目	Location 位置	Appliance 設備	Brand 品牌	Model 型號
1	Basement Carport 地庫車庫	Exhaust Fan 抽氣扇	Ostberg 奧斯博格	RK500x250D1
2	G/F Kitchen 地下廚房	Duct Type AC Unit 管道式空調機	Daikin 大金	FXDP56Q
3	G/F Kitchen 地下廚房	Exhaust Fan 抽氣扇	Ostberg 奧斯博格	DFE133-20
4	G/F Store Room 地下儲物室	Wall Mounted AC Unit 掛牆式空調機	Daikin 大金	FXAP22M
5	G/F Store Room Lavatory 地下儲物室洗手間	Exhaust Fan 抽氣扇	Ostberg 奧斯博格	RFE140A
6	G/F Dining Room 地下飯廳	Duct Type AC Unit 管道式空調機	Daikin 大金	FXDP71Q
7	G/F Dining Room 地下飯廳	Duct Type AC Unit 管道式空調機	Daikin 大金	FXDP71Q
8	G/F Living Room 地下客廳	Duct Type AC Unit 管道式空調機	Daikin 大金	FXDP56Q
9	G/F Living Room 地下客廳	Duct Type AC Unit 管道式空調機	Daikin 大金	FXDP56Q
10	G/F Living Room 地下客廳	Duct Type AC Unit 管道式空調機	Daikin 大金	FXDP56Q
11	G/F Living Room Lavatory 地下客廳之洗手間	Exhaust Fan 抽氣扇	Ostberg 奧斯博格	RFE140B
12	1/F Bedroom(1) 一樓睡房(1)	Duct Type AC Unit 管道式空調機	Daikin 大金	FXDP71Q
13	1/F Bathroom at Bedroom(1) 一樓睡房(1)之浴室	Exhaust Fan 抽氣扇	Ostberg 奧斯博格	RFE140B
14	1/F Corridor 一樓走廊	Duct Type AC Unit 管道式空調機	Daikin 大金	FXDP71Q
15	1/F Corridor 一樓走廊	Duct Type AC Unit 管道式空調機	Daikin 大金	FXDP36Q
16	1/F Bedroom(2) 一樓睡房(2)	Duct Type AC Unit 管道式空調機	Daikin 大金	FXDP71Q
17	1/F Bathroom at Bedroom(2) 一樓睡房(2)內之浴室	Exhaust Fan 抽氣扇	Ostberg 奧斯博格	RFE140B
18	2/F Bedroom(3) 二樓睡房(3)	Duct Type AC Unit 管道式空調機	Daikin 大金	FXDP71Q
19	2/F Bedroom(3) 二樓睡房(3)	Duct Type AC Unit 管道式空調機	Daikin 大金	FXDP36Q
20	2/F Bathroom at Bedroom(3) 二樓睡房(3)之浴室	Exhaust Fan 抽氣扇	Ostberg 奧斯博格	RFE140B
21	2/F Corridor 二樓走廊	Duct Type AC Unit 管道式空調機	Daikin 大金	FXDP71Q
22	2/F Master Bedroom 二樓主人睡房	Duct Type AC Unit 管道式空調機	Daikin 大金	FXDP56Q
23	2/F Master Bedroom 二樓主人睡房	Duct Type AC Unit 管道式空調機	Daikin 大金	FXDP56Q
24	2/F Bathroom at Master Bedroom 二樓主人睡房之浴室	Exhaust Fan 抽氣扇	Ostberg 奧斯博格	RFE140B
25	R/F Corridor 天台走廊	Duct Type AC Unit 管道式空調機	Daikin 大金	FXDP28Q
26	Upper Roof 上層天台	VRV Outdoor Unit 變頻室外空調機	Daikin 大金	RUXYQ16
27	Upper Roof 上層天台	VRV Outdoor Unit 變頻室外空調機	Daikin 大金	RUXYQ20

Security Appliances Schedule 保安設備表

Item 項目	Location 位置	Appliance 設備	Brand 品牌	Model 型號
1	Basement Carport 地庫車庫	CCTV Camera 閉路電視	Samsung 三星	SNV-L5083R
2	Basement Garden 地庫花園	CCTV Camera 閉路電視	Samsung 三星	SNV-L5083R
3	Roof 天台	CCTV Camera 閉路電視	Samsung 三星	SNV-6084RP
4	Roof 天台	CCTV Camera 閉路電視	Samsung 三星	SNV-6084RP
5	Roof 天台	CCTV Camera 閉路電視	Samsung 三星	SNV-6084RP

Home Automation Schedule 智能家居設備表

Item 項目	Location 位置	Appliance 設備	Brand 品牌	Model 型號
1	Basement Carport 地庫車庫	Card Reader 讀卡器	IDTECK	RF10
2	Basement Carport 地庫車庫	Electro - Magnetic Locks 電鎖	SDC	1500 Series
3	Basement Carport 地庫車庫	Door Release Button 開門掣	Schneider 施耐德	E3031VBP
4	Basement Carport 地庫車庫	Fingerprint Reader 指紋閱讀器	ACX	F7
5	Basement Carport 地庫車庫	Individual House Visitor Panel 視像對講機	HKC	HKC-VP-02
6	G/F Living Room 地下客廳	WiFi Access Point 無線接入點	Netgear	JNR3210
7	G/F Dining Room 地下飯廳	WiFi Access Point 無線接入點	Netgear	JNR3210
8	G/F Kitchen 地下廚房	HA-Pad 智能家居控制器	HKC	HA-D2
9	G/F Store Room 地下儲物室	Intercom Phone 對講機	Urmet	1140
10	G/F Store Room 地下儲物室	HA CIU Case 智能家居主機箱	HKC	HKC-CIU- Main-01
11	G/F Store Room 地下儲物室	Intercom Control Case 對講機主機箱	E-Tech	Etech- VP-02
12	G/F Store Room 地下儲物室	Card Reader Control Case 讀卡器主機箱	IDTECK	IDTECK Controller
13	1/F Bedroom(1) 一樓睡房(1)	WiFi Access Point 無線接入點	Netgear	JNR3210
14	1/F Bedroom(2) 一樓睡房(2)	WiFi Access Point 無線接入點	Netgear	JNR3210
15	2/F Master Bedroom 二樓主人睡房	WiFi Access Point 無線接入點	Netgear	JNR3210
16	2/F Master Bedroom 二樓主人睡房	Panic Alarm 警報器	miTEC	MSA-210L
17	2/F Bedroom(3) 二樓睡房(3)	WiFi Access Point 無線接入點	Netgear	JNR3210
18	Roof 天台	Fingerprint Reader 指紋閱讀器	ACX	F7

Kitchen Appliances Schedule 廚房設備表

Item 項目	Location 位置	Appliance 設備	Brand 品牌	Model 型號
1	G/F Kitchen 地下廚房	Built-in Fridge-freezer 雪櫃	Miele	KFNS 37432 iD
2	G/F Kitchen 地下廚房	Dishwasher 洗碗碟機	Miele	G 6660 SCVi
3	G/F Kitchen 地下廚房	Gas Wok Burner 煤氣爐	Miele	CS 1018
4	G/F Kitchen 地下廚房	Gas Double Burners 雙頭煮食爐	Miele	CS 1013-1
5	G/F Kitchen 地下廚房	Induction Hob 電磁爐	Miele	CS 1212-1i
6	G/F Kitchen 地下廚房	Cooker Hood 抽油煙機	Miele	DA 429-6 C
7	G/F Kitchen 地下廚房	Steam Oven with Microwave 微波蒸焗爐	Miele	DGM 6401
8	G/F Kitchen 地下廚房	Oven 焗爐	Miele	H 6461 B
9	G/F Kitchen 地下廚房	Wine Conditioning Unit 酒櫃	Miele	KWT 6322 UG
10	G/F Kitchen 地下廚房	Washer & Dryer 洗衣乾衣機	Miele	WT 2798i WPM

23 | FITTINGS, FINISHES AND APPLIANCES

裝置、裝修物料及設備

The Vendor undertakes that if lifts or appliances of the specified brand name or model number are not installed in the Development, lifts or appliances of comparable quality will be installed.
賣方承諾如本發展項目中沒有安裝指明的品牌名稱或產品型號的升降機或設備，便會安裝品質相若的升降機或設備。

House 3 3號洋房

Gas Water Heater Appliances Schedule 煤氣熱水爐設備表

Item 項目	Location 位置	Appliance 設備	Brand 品牌	Model 型號
1	1/F Bathroom at Bedroom(1) 一樓睡房(1)之浴室	Gas Water Heater 煤氣熱水爐	TGC	TGC TRJW221TFQL
2	Roof 天台	Gas Water Heater 煤氣熱水爐	TGC	TGC TRJW221TFQL
3	Roof 天台	Gas Water Heater 煤氣熱水爐	TGC	TGC TRJW221TFQL

Lift Equipment Appliances Schedule 升降機設備表

Item 項目	Location 位置	Appliance 設備	Brand 品牌	Model 型號
1	Basement to Roof 地庫至天台	Lift 升降機	Hitachi 日立	UAG0630-CO60

Air-conditioning Appliances Schedule 空調設備表

Item 項目	Location 位置	Appliance 設備	Brand 品牌	Model 型號
1	Basement Carport 地庫車庫	Exhaust Fan 抽氣扇	Ostberg 奧斯博格	RK500x250D1
2	G/F Kitchen 地下廚房	Duct Type AC Unit 管道式空調機	Daikin 大金	FXDP56Q
3	G/F Kitchen 地下廚房	Exhaust Fan 抽氣扇	Ostberg 奧斯博格	DFE133-20
4	G/F Store Room 地下儲物室	Wall Mounted AC Unit 掛牆式空調機	Daikin 大金	FXAP22M
5	G/F Store Room Lavatory 地下儲物室洗手間	Exhaust Fan 抽氣扇	Ostberg 奧斯博格	RFE140A
6	G/F Dining Room 地下飯廳	Duct Type AC Unit 管道式空調機	Daikin 大金	FXDP71Q
7	G/F Dining Room 地下飯廳	Duct Type AC Unit 管道式空調機	Daikin 大金	FXDP71Q
8	G/F Living Room 地下客廳	Duct Type AC Unit 管道式空調機	Daikin 大金	FXDP56Q
9	G/F Living Room 地下客廳	Duct Type AC Unit 管道式空調機	Daikin 大金	FXDP56Q
10	G/F Living Room 地下客廳	Duct Type AC Unit 管道式空調機	Daikin 大金	FXDP56Q
11	G/F Living Room Lavatory 地下客廳之洗手間	Exhaust Fan 抽氣扇	Ostberg 奧斯博格	RFE140B
12	1/F Bedroom(1) 一樓睡房(1)	Duct Type AC Unit 管道式空調機	Daikin 大金	FXDP71Q
13	1/F Bathroom at Bedroom(1) 一樓睡房(1)之浴室	Exhaust Fan 抽氣扇	Ostberg 奧斯博格	RFE140B
14	1/F Corridor 一樓走廊	Duct Type AC Unit 管道式空調機	Daikin 大金	FXDP71Q
15	1/F Corridor 一樓走廊	Duct Type AC Unit 管道式空調機	Daikin 大金	FXDP36Q
16	1/F Bedroom(2) 一樓睡房(2)	Duct Type AC Unit 管道式空調機	Daikin 大金	FXDP71Q
17	1/F Bathroom at Bedroom(2) 一樓睡房(2)之浴室	Exhaust Fan 抽氣扇	Ostberg 奧斯博格	RFE140B
18	2/F Bedroom(3) 二樓睡房(3)	Duct Type AC Unit 管道式空調機	Daikin 大金	FXDP71Q
19	2/F Bedroom(3) 二樓睡房(3)	Duct Type AC Unit 管道式空調機	Daikin 大金	FXDP36Q
20	2/F Bathroom at Bedroom(3) 二樓睡房(3)之浴室	Exhaust Fan 抽氣扇	Ostberg 奧斯博格	RFE140B
21	2/F Corridor 二樓走廊	Duct Type AC Unit 管道式空調機	Daikin 大金	FXDP71Q
22	2/F Master Bedroom 二樓主人睡房	Duct Type AC Unit 管道式空調機	Daikin 大金	FXDP56Q
23	2/F Master Bedroom 二樓主人睡房	Duct Type AC Unit 管道式空調機	Daikin 大金	FXDP56Q
24	2/F Bathroom at Master Bedroom 二樓主人睡房之浴室	Exhaust Fan 抽氣扇	Ostberg 奧斯博格	RFE140B
25	R/F Corridor 天台走廊	Duct Type AC Unit 管道式空調機	Daikin 大金	FXDP28Q
26	Upper Roof 上層天台	VRV Outdoor Unit 變頻室外空調機	Daikin 大金	RUXYQ16
27	Upper Roof 上層天台	VRV Outdoor Unit 變頻室外空調機	Daikin 大金	RUXYQ20

Security Appliances Schedule 保安設備表

Item 項目	Location 位置	Appliance 設備	Brand 品牌	Model 型號
1	Basement Carport 地庫車庫	CCTV Camera 閉路電視	Samsung 三星	SNV-L5083R
2	Basement Carport 地庫車庫	CCTV Camera 閉路電視	Samsung 三星	SNV-L5083R
3	Roof 天台	CCTV Camera 閉路電視	Samsung 三星	SNV-6084RP
4	Roof 天台	CCTV Camera 閉路電視	Samsung 三星	SNV-6084RP
5	Roof 天台	CCTV Camera 閉路電視	Samsung 三星	SNV-6084RP

Home Automation Schedule 智能家居設備表

Item 項目	Location 位置	Appliance 設備	Brand 品牌	Model 型號
1	Basement Carport 地庫車庫	Card Reader 讀卡器	IDTECK	RF10
2	Basement Carport 地庫車庫	Electro - Magnetic Locks 電鎖	SDC	1500 Series
3	Basement Carport 地庫車庫	Door Release Button 開門掣	Schneider 施耐德	E3031VBP
4	Basement Carport 地庫車庫	Fingerprint Reader 指紋閱讀器	ACX	F7
5	Basement Carport 地庫車庫	Individual House Visitor Panel 視像對講機	HKC	HKC-VP-02
6	G/F Living Room 地下客廳	WiFi Access Point 無線接入點	Netgear	JNR3210
7	G/F Dining Room 地下飯廳	WiFi Access Point 無線接入點	Netgear	JNR3210
8	G/F Kitchen 地下廚房	HA-Pad 智能家居控制器	HKC	HA-D2
9	G/F Store Room 地下儲物室	Intercom Phone 對講機	Urmet	1140
10	G/F Store Room 地下儲物室	HA CIU Case 智能家居主機箱	HKC	HKC-CIU- Main-01
11	G/F Store Room 地下儲物室	Intercom Control Case 對講機主機箱	E-Tech	Etech- VP-02
12	G/F Store Room 地下儲物室	Card Reader Control Case 讀卡器主機箱	IDTECK	IDTECK Controller
13	1/F Bedroom(1) 一樓睡房(1)	WiFi Access Point 無線接入點	Netgear	JNR3210
14	1/F Bedroom(2) 一樓睡房(2)	WiFi Access Point 無線接入點	Netgear	JNR3210
15	2/F Master Bedroom 二樓主人睡房	WiFi Access Point 無線接入點	Netgear	JNR3210
16	2/F Master Bedroom 二樓主人睡房	Panic Alarm 警報器	miTEC	MSA-210L
17	2/F Bedroom(3) 二樓睡房(3)	WiFi Access Point 無線接入點	Netgear	JNR3210
18	Roof 天台	Fingerprint Reader 指紋閱讀器	ACX	F7

Kitchen Appliances Schedule 廚房設備表

Item 項目	Location 位置	Appliance 設備	Brand 品牌	Model 型號
1	G/F Kitchen 地下廚房	Built-in Fridge-freezer 雪櫃	Miele	KFNS 37432 iD
2	G/F Kitchen 地下廚房	Dishwasher 洗碗碟機	Miele	G 6660 SCVi
3	G/F Kitchen 地下廚房	Gas Wok Burner 煤氣爐	Miele	CS 1018
4	G/F Kitchen 地下廚房	Gas Double Burners 雙頭煮食爐	Miele	CS 1013-1
5	G/F Kitchen 地下廚房	Induction Hob 電磁爐	Miele	CS 1212-1i
6	G/F Kitchen 地下廚房	Cooker Hood 抽油煙機	Miele	DA 429-6 C
7	G/F Kitchen 地下廚房	Steam Oven with Microwave 微波蒸焗爐	Miele	DGM 6401
8	G/F Kitchen 地下廚房	Oven 焗爐	Miele	H 6461 B
9	G/F Kitchen 地下廚房	Wine Conditioning Unit 酒櫃	Miele	KWT 6322 UG
10	G/F Kitchen 地下廚房	Washer & Dryer 洗衣乾衣機	Miele	WT 2798i WPM

23 | FITTINGS, FINISHES AND APPLIANCES

裝置、裝修物料及設備

The Vendor undertakes that if lifts or appliances of the specified brand name or model number are not installed in the Development, lifts or appliances of comparable quality will be installed.
賣方承諾如本發展項目中沒有安裝指明的品牌名稱或產品型號的升降機或設備，便會安裝品質相若的升降機或設備。

House 5 5號洋房

Gas Water Heater Appliances Schedule 煤氣熱水爐設備表

Item 項目	Location 位置	Appliance 設備	Brand 品牌	Model 型號
1	1/F Bathroom at Bedroom(1) 一樓睡房(1)之浴室	Gas Water Heater 煤氣熱水爐	TGC	TGC TRJW221TFQL
2	Roof 天台	Gas Water Heater 煤氣熱水爐	TGC	TGC TRJW221TFQL
3	Roof 天台	Gas Water Heater 煤氣熱水爐	TGC	TGC TRJW221TFQL

Lift Equipment Appliances Schedule 升降機設備表

Item 項目	Location 位置	Appliance 設備	Brand 品牌	Model 型號
1	Basement to Roof 地庫至天台	Lift 升降機	Hitachi 日立	UAG0630-CO60

Air-conditioning Appliances Schedule 空調設備表

Item 項目	Location 位置	Appliance 設備	Brand 品牌	Model 型號
1	Basement Carport 地庫車庫	Exhaust Fan 抽氣扇	Ostberg 奧斯博格	RK500x250D1
2	G/F Kitchen 地下廚房	Duct Type AC Unit 管道式空調機	Daikin 大金	FXDP56Q
3	G/F Kitchen 地下廚房	Exhaust Fan 抽氣扇	Ostberg 奧斯博格	DFE133-20
4	G/F Store Room 地下儲物室	Wall Mounted AC Unit 掛牆式空調機	Daikin 大金	FXAP22M
5	G/F Store Room Lavatory 地下儲物室洗手間	Exhaust Fan 抽氣扇	Ostberg 奧斯博格	RFE140A
6	G/F Dining Room 地下飯廳	Duct Type AC Unit 管道式空調機	Daikin 大金	FXDP71Q
7	G/F Dining Room 地下飯廳	Duct Type AC Unit 管道式空調機	Daikin 大金	FXDP71Q
8	G/F Living Room 地下客廳	Duct Type AC Unit 管道式空調機	Daikin 大金	FXDP56Q
9	G/F Living Room 地下客廳	Duct Type AC Unit 管道式空調機	Daikin 大金	FXDP56Q
10	G/F Living Room 地下客廳	Duct Type AC Unit 管道式空調機	Daikin 大金	FXDP56Q
11	G/F Living Room Lavatory 地下客廳之洗手間	Exhaust Fan 抽氣扇	Ostberg 奧斯博格	RFE140B
12	1/F Bedroom(1) 一樓睡房(1)	Duct Type AC Unit 管道式空調機	Daikin 大金	FXDP71Q
13	1/F Bathroom at Bedroom(1) 一樓睡房(1)之浴室	Exhaust Fan 抽氣扇	Ostberg 奧斯博格	RFE140B
14	1/F Corridor 一樓走廊	Duct Type AC Unit 管道式空調機	Daikin 大金	FXDP71Q
15	1/F Corridor 一樓走廊	Duct Type AC Unit 管道式空調機	Daikin 大金	FXDP71Q
16	1/F Bedroom(2) 一樓睡房(2)	Duct Type AC Unit 管道式空調機	Daikin 大金	FXDP71Q
17	1/F Bathroom at Bedroom(2) 一樓睡房(2)之浴室	Exhaust Fan 抽氣扇	Ostberg 奧斯博格	RFE140B
18	2/F Bedroom(3) 二樓睡房(3)	Duct Type AC Unit 管道式空調機	Daikin 大金	FXDP71Q
19	2/F Bedroom(3) 二樓睡房(3)	Duct Type AC Unit 管道式空調機	Daikin 大金	FXDP36Q
20	2/F Bathroom at Bedroom(3) 二樓睡房(3)之浴室	Exhaust Fan 抽氣扇	Ostberg 奧斯博格	RFE140B
21	2/F Corridor 二樓走廊	Duct Type AC Unit 管道式空調機	Daikin 大金	FXDP71Q
22	2/F Master Bedroom 二樓主人睡房	Duct Type AC Unit 管道式空調機	Daikin 大金	FXDP56Q
23	2/F Master Bedroom 二樓主人睡房	Duct Type AC Unit 管道式空調機	Daikin 大金	FXDP56Q
24	2/F Bathroom at Master Bedroom 二樓主人睡房之浴室	Exhaust Fan 抽氣扇	Ostberg 奧斯博格	RFE140B
25	Upper Roof 上層天台	VRV Outdoor Unit 變頻室外空調機	Daikin 大金	RUXYQ16
26	Upper Roof 上層天台	VRV Outdoor Unit 變頻室外空調機	Daikin 大金	RUXYQ20

Security Appliances Schedule 保安設備表

Item 項目	Location 位置	Appliance 設備	Brand 品牌	Model 型號
1	Basement Carport 地庫車庫	CCTV Camera 閉路電視	Samsung 三星	SNV-L5083R
2	Basement Garden 地庫花園	CCTV Camera 閉路電視	Samsung 三星	SNV-L5083R
3	Roof 天台	CCTV Camera 閉路電視	Samsung 三星	SNV-6084RP
4	Roof 天台	CCTV Camera 閉路電視	Samsung 三星	SNV-6084RP
5	Roof 天台	CCTV Camera 閉路電視	Samsung 三星	SNV-6084RP

Home Automation Schedule 智能家居設備表

Item 項目	Location 位置	Appliance 設備	Brand 品牌	Model 型號
1	Basement Carport 地庫車庫	Card Reader 讀卡器	IDTECK	RF10
2	Basement Carport 地庫車庫	Electro - Magnetic Locks 電鎖	SDC	1500 Series
3	Basement Carport 地庫車庫	Door Release Button 開門掣	Schneider 施耐德	E3031VBP
4	Basement Carport 地庫車庫	Fingerprint Reader 指紋閱讀器	ACX	F7
5	Basement Carport 地庫車庫	Individual House Visitor Panel 視像對講機	HKC	HKC-VP-02
6	G/F Living Room 地下客廳	WiFi Access Point 無線接入點	Netgear	JNR3210
7	G/F Dining Room 地下飯廳	WiFi Access Point 無線接入點	Netgear	JNR3210
8	G/F Kitchen 地下廚房	Video Door Phone 視像對講機	HKC	HA-D2
9	G/F Store Room 地下儲物室	Intercom Phone 對講機	Urmet	1140
10	G/F Store Room 地下儲物室	HA CIU Case 智能家居主機箱	HKC	HKC-CIU- Main-01
11	G/F Store Room 地下儲物室	Intercom Control Case 對講機主機箱	E-Tech	Etech-VP-02
12	G/F Store Room 地下儲物室	Card Reader Control Case 讀卡器主機箱	IDTECK	IDTECK Controller
13	1/F Bedroom(1) 一樓睡房(1)	WiFi Access Point 無線接入點	Netgear	JNR3210
14	1/F Bedroom(2) 一樓睡房(2)	WiFi Access Point 無線接入點	Netgear	JNR3210
15	2/F Master Bedroom 二樓主人睡房	WiFi Access Point 無線接入點	Netgear	JNR3210
16	2/F Master Bedroom 二樓主人睡房	Panic Alarm 警報器	miTEC	MSA-210L
17	2/F Bedroom(3) 二樓睡房(3)	WiFi Access Point 無線接入點	Netgear	JNR3210
18	Roof 天台	Fingerprint Reader 指紋閱讀器	ACX	F7
19	G/F Living Room 地下客廳	HA-Pad 智能家居控制器	Samsung 三星	SM- P350NZWATGY

23 | FITTINGS, FINISHES AND APPLIANCES

裝置、裝修物料及設備

The Vendor undertakes that if lifts or appliances of the specified brand name or model number are not installed in the Development, lifts or appliances of comparable quality will be installed. 賣方承諾如本發展項目中沒有安裝指明的品牌名稱或產品型號的升降機或設備，便會安裝品質相若的升降機或設備。

House 5 5號洋房

Kitchen Appliances Schedule 廚房設備表

Item 項目	Location 位置	Appliance 設備	Brand 品牌	Model 型號
1	G/F Kitchen 地下廚房	Wok-Burner Gas Hob 炒鑊氣體煮食爐	Miele	CS1018
2	G/F Kitchen 地下廚房	2-Burner Gas Hob 雙頭氣體煮食爐	Miele	CS1013-1
3	G/F Kitchen 地下廚房	Barbecue Grill 燒烤爐	Miele	CS1312BG
4	G/F Kitchen 地下廚房	Cooker Hood 抽油煙機	Miele	DA422-6
5	G/F Kitchen 地下廚房	Steam Oven with Microwave 蒸爐連微波爐	Miele	DGM6401
6	G/F Kitchen 地下廚房	Oven 焗爐	Miele	H6461B
7	G/F Kitchen 地下廚房	Plate Warming Drawer 暖碟櫃	Miele	ESW6214
8	G/F Kitchen 地下廚房	Dishwasher 洗碗碟機	Miele	G6470SCVi
9	G/F Kitchen 地下廚房	Wine Cellar 酒櫃	Miele	KWT6321UG
10	G/F Kitchen 地下廚房	Fridge 雪櫃	Miele	KS37472iD
11	G/F Kitchen 地下廚房	Freezer 冰箱	Miele	FNS37402i

Bathroom Appliances Schedule 浴室設備表

Item 項目	Location 位置	Appliance 設備	Brand 品牌	Model 型號
1	1/F Bathroom at Bedroom (2) 一樓睡房(2)之浴室	Bathtub 浴缸	ARMANI/ROCA	3AMR248243R3C
2	2/F Bathroom at Master Bedroom 二樓主人睡房之浴室	Bathtub 浴缸	KOHLER	K-1418-M-0

Televisions Schedule 電視機表

Item 項目	Location 位置	Appliance 設備	Brand 品牌	Model 型號
1	G/F Living Room 地下客廳	Television 電視機	Sony 索尼	KD-75Z9D
2	1/F Bedroom (1) 一樓睡房(1)	Television 電視機	Sony 索尼	KD-49X8000D
3	1/F Bedroom (2) 一樓睡房(2)	Television 電視機	Sony 索尼	KD-65X9300D
4	2/F Master Bedroom 二樓主人睡房	Television 電視機	Sony 索尼	KD-65X9300D

23 | FITTINGS, FINISHES AND APPLIANCES

裝置、裝修物料及設備

The Vendor undertakes that if lifts or appliances of the specified brand name or model number are not installed in the Development, lifts or appliances of comparable quality will be installed.
賣方承諾如本發展項目中沒有安裝指明的品牌名稱或產品型號的升降機或設備，便會安裝品質相若的升降機或設備。

House 6 6號洋房

Gas Water Heater Appliances Schedule 煤氣熱水爐設備表

Item 項目	Location 位置	Appliance 設備	Brand 品牌	Model 型號
1	1/F Bathroom at Bedroom(1) 一樓睡房(1)之浴室	Gas Water Heater 煤氣熱水爐	TGC	TGC TRJW221TFQL
2	Roof 天台	Gas Water Heater 煤氣熱水爐	TGC	TGC TRJW221TFQL
3	Roof 天台	Gas Water Heater 煤氣熱水爐	TGC	TGC TRJW221TFQL

Lift Equipment Appliances Schedule 升降機設備表

Item 項目	Location 位置	Appliance 設備	Brand 品牌	Model 型號
1	Basement to Roof 地庫至天台	Lift 升降機	Hitachi 日立	UAG0630-CO60

Air-conditioning Appliances Schedule 空調設備表

Item 項目	Location 位置	Appliance 設備	Brand 品牌	Model 型號
1	Basement Carport 地庫車庫	Exhaust Fan 抽氣扇	Ostberg 奧斯博格	RK500x250D1
2	G/F Kitchen 地下廚房	Duct Type AC Unit 管道式空調機	Daikin 大金	FXDP56Q
3	G/F Kitchen 地下廚房	Exhaust Fan 抽氣扇	Ostberg 奧斯博格	DFE133-20
4	G/F Store Room 地下儲物室	Wall Mounted AC Unit 掛牆式空調機	Daikin 大金	FXAP22M
5	G/F Store Room Lavatory 地下儲物室洗手間	Exhaust Fan 抽氣扇	Ostberg 奧斯博格	RFE140A
6	G/F Dining Room 地下飯廳	Duct Type AC Unit 管道式空調機	Daikin 大金	FXDP71Q
7	G/F Dining Room 地下飯廳	Duct Type AC Unit 管道式空調機	Daikin 大金	FXDP71Q
8	G/F Living Room 地下客廳	Duct Type AC Unit 管道式空調機	Daikin 大金	FXDP56Q
9	G/F Living Room 地下客廳	Duct Type AC Unit 管道式空調機	Daikin 大金	FXDP56Q
10	G/F Living Room 地下客廳	Duct Type AC Unit 管道式空調機	Daikin 大金	FXDP56Q
11	G/F Living Room Lavatory 地下客廳之洗手間	Exhaust Fan 抽氣扇	Ostberg 奧斯博格	RFE140B
12	1/F Bedroom(1) 一樓睡房(1)	Duct Type AC Unit 管道式空調機	Daikin 大金	FXDP71Q
13	1/F Bathroom at Bedroom(1) 一樓睡房(1)之浴室	Exhaust Fan 抽氣扇	Ostberg 奧斯博格	RFE140B
14	1/F Corridor 一樓走廊	Duct Type AC Unit 管道式空調機	Daikin 大金	FXDP71Q
15	1/F Corridor 一樓走廊	Duct Type AC Unit 管道式空調機	Daikin 大金	FXDP71Q
16	1/F Bedroom(2) 一樓睡房(2)	Duct Type AC Unit 管道式空調機	Daikin 大金	FXDP71Q
17	1/F Bathroom at Bedroom(2) 一樓睡房(2)之浴室	Exhaust Fan 抽氣扇	Ostberg 奧斯博格	RFE140B
18	2/F Bedroom(3) 二樓睡房(3)	Duct Type AC Unit 管道式空調機	Daikin 大金	FXDP71Q
19	2/F Bedroom(3) 二樓睡房(3)	Duct Type AC Unit 管道式空調機	Daikin 大金	FXDP36Q
20	2/F Bathroom at Bedroom(3) 二樓睡房(3)之浴室	Exhaust Fan 抽氣扇	Ostberg 奧斯博格	RFE140B
21	2/F Corridor 二樓走廊	Duct Type AC Unit 管道式空調機	Daikin 大金	FXDP71Q
22	2/F Master Bedroom 二樓主人睡房	Duct Type AC Unit 管道式空調機	Daikin 大金	FXDP56Q
23	2/F Master Bedroom 二樓主人睡房	Duct Type AC Unit 管道式空調機	Daikin 大金	FXDP56Q
24	2/F Bathroom at Master Bedroom 二樓主人睡房之浴室	Exhaust Fan 抽氣扇	Ostberg 奧斯博格	RFE140B
25	Upper Roof 上層天台	VRV Outdoor Unit 變頻室外空調機	Daikin 大金	RUXYQ16
26	Upper Roof 上層天台	VRV Outdoor Unit 變頻室外空調機	Daikin 大金	RUXYQ20

Security Appliance Schedule 保安設備表

Item 項目	Location 位置	Appliance 設備	Brand 品牌	Model 型號
1	Basement Carport 地庫車庫	CCTV Camera 閉路電視	Samsung 三星	SNV-L5083R
2	Basement Garden 地庫花園	CCTV Camera 閉路電視	Samsung 三星	SNV-L5083R
3	Roof 天台	CCTV Camera 閉路電視	Samsung 三星	SNV-6084RP
4	Roof 天台	CCTV Camera 閉路電視	Samsung 三星	SNV-6084RP
5	Roof 天台	CCTV Camera 閉路電視	Samsung 三星	SNV-6084RP

Home Automation Schedule 智能家居設備表

Item 項目	Location 位置	Appliance 設備	Brand 品牌	Model 型號
1	Basement Carport 地庫車庫	Card Reader 讀卡器	IDTECK	RF10
2	Basement Carport 地庫車庫	Electro - Magnetic Locks 電鎖	SDC	1500 Series
3	Basement Carport 地庫車庫	Door Release Button 開門掣	Schneider 施耐德	E3031VBP
4	Basement Carport 地庫車庫	Fingerprint Reader 指紋閱讀器	ACX	F7
5	Basement Carport 地庫車庫	Individual House Visitor Panel 視像對講機	HKC	HKC-VP-02
6	G/F Living Room 地下客廳	WiFi Access Point 無線接入點	Netgear	JNR3210
7	G/F Dining Room 地下飯廳	WiFi Access Point 無線接入點	Netgear	JNR3210
8	G/F Kitchen 地下廚房	HA-Pad 智能家居控制器	HKC	HA-D2
9	G/F Store Room 地下儲物室	Intercom Phone 對講機	Urmet	1140
10	G/F Store Room 地下儲物室	HA CIU Case 智能家居主機箱	HKC	HKC-CIU- Main-01
11	G/F Store Room 地下儲物室	Intercom Control Case 對講機主機箱	E-Tech	Etech- VP-02
12	G/F Store Room 地下儲物室	Card Reader Control Case 讀卡器主機箱	IDTECK	IDTECK Controller
13	1/F Bedroom(1) 一樓睡房(1)	WiFi Access Point 無線接入點	Netgear	JNR3210
14	1/F Bedroom(2) 一樓睡房(2)	WiFi Access Point 無線接入點	Netgear	JNR3210
15	2/F Master Bedroom 二樓主人睡房	WiFi Access Point 無線接入點	Netgear	JNR3210
16	2/F Master Bedroom 二樓主人睡房	Panic Alarm 警報器	miTEC	MSA-210L
17	2/F Bedroom(3) 二樓睡房(3)	WiFi Access Point 無線接入點	Netgear	JNR3210
18	Roof 天台	Fingerprint Reader 指紋閱讀器	ACX	F7

23 | FITTINGS, FINISHES AND APPLIANCES

裝置、裝修物料及設備

The Vendor undertakes that if lifts or appliances of the specified brand name or model number are not installed in the Development, lifts or appliances of comparable quality will be installed.
賣方承諾如本發展項目中沒有安裝指明的品牌名稱或產品型號的升降機或設備，便會安裝品質相若的升降機或設備。

House 7 7號洋房

Gas Water Heater Appliances Schedule 煤氣熱水爐設備表

Item 項目	Location 位置	Appliance 設備	Brand 品牌	Model 型號
1	1/F Bathroom at Bedroom(1) 一樓睡房(1)之浴室	Gas Water Heater 煤氣熱水爐	TGC	TGC TRJW221TFQL
2	Roof 天台	Gas Water Heater 煤氣熱水爐	TGC	TGC TRJW221TFQL
3	Roof 天台	Gas Water Heater 煤氣熱水爐	TGC	TGC TRJW221TFQL

Lift Equipment Appliances Schedule 升降機設備表

Item 項目	Location 位置	Appliance 設備	Brand 品牌	Model 型號
1	Basement to Roof 地庫至天台	Lift 升降機	Hitachi 日立	UAG0630-CO60

Air-conditioning Appliances Schedule 空調設備表

Item 項目	Location 位置	Appliance 設備	Brand 品牌	Model 型號
1	Basement Carport 地庫車庫	Exhaust Fan 抽氣扇	Ostberg 奧斯博格	RK500x250D1
2	G/F Kitchen 地下廚房	Duct Type AC Unit 管道式空調機	Daikin 大金	FXDP56Q
3	G/F Kitchen 地下廚房	Exhaust Fan 抽氣扇	Ostberg 奧斯博格	DFE133-20
4	G/F Store Room 地下儲物室	Wall Mounted AC Unit 掛牆式空調機	Daikin 大金	FXAP22M
5	G/F Store Room Lavatory 地下儲物室之洗手間	Exhaust Fan 抽氣扇	Ostberg 奧斯博格	RFE140A
6	G/F Dining Room 地下飯廳	Duct Type AC Unit 管道式空調機	Daikin 大金	FXDP71Q
7	G/F Dining Room 地下飯廳	Duct Type AC Unit 管道式空調機	Daikin 大金	FXDP71Q
8	G/F Dining Room Lavatory 地下飯廳之洗手間	Exhaust Fan 抽氣扇	Ostberg 奧斯博格	RFE140A
9	G/F Living Room 地下客廳	Duct Type AC Unit 管道式空調機	Daikin 大金	FXDP71Q
10	G/F Living Room 地下客廳	Duct Type AC Unit 管道式空調機	Daikin 大金	FXDP71Q
11	1/F Bedroom(1) 一樓睡房(1)	Duct Type AC Unit 管道式空調機	Daikin 大金	FXDP36Q
12	1/F Bedroom(1) 一樓睡房(1)	Duct Type AC Unit 管道式空調機	Daikin 大金	FXDP56Q
13	1/F Bathroom at Bedroom(1) 一樓睡房(1)之浴室	Exhaust Fan 抽氣扇	Ostberg 奧斯博格	RFE140B
14	1/F Corridor 一樓走廊	Duct Type AC Unit 管道式空調機	Daikin 大金	FXDP28Q
15	1/F Bedroom(2) 一樓睡房(2)	Duct Type AC Unit 管道式空調機	Daikin 大金	FXDP71Q
16	1/F Bathroom at Bedroom(2) 一樓睡房(2)之浴室	Exhaust Fan 抽氣扇	Ostberg 奧斯博格	RFE140B
17	2/F Bedroom(3) 二樓睡房(3)	Duct Type AC Unit 管道式空調機	Daikin 大金	FXDP56Q
18	2/F Bathroom at Bedroom(3) 二樓睡房(3)之浴室	Exhaust Fan 抽氣扇	Ostberg 奧斯博格	RFE140B
19	2/F Master Bedroom 二樓主人睡房	Duct Type AC Unit 管道式空調機	Daikin 大金	FXDP56Q
20	2/F Master Bedroom 二樓主人睡房	Duct Type AC Unit 管道式空調機	Daikin 大金	FXDP56Q
21	2/F Bathroom at Master Bedroom 二樓主人睡房之浴室	Duct Type AC Unit 管道式空調機	Daikin 大金	FXDP28Q
22	2/F Bathroom at Master Bedroom 二樓主人睡房之浴室	Exhaust Fan 抽氣扇	Ostberg 奧斯博格	RFE140B
23	Upper Roof 上層天台	VRV Outdoor Unit 變頻室外空調機	Daikin 大金	RUXYQ14
24	Upper Roof 上層天台	VRV Outdoor Unit 變頻室外空調機	Daikin 大金	RUXYQ14

Security Appliances Schedule 保安設備表

Item 項目	Location 位置	Appliance 設備	Brand 品牌	Model 型號
1	Basement Carport 地庫車庫	CCTV Camera 閉路電視	Samsung 三星	SNV-L5083R
2	Basement Garden 地庫花園	CCTV Camera 閉路電視	Samsung 三星	SNV-L5083R
3	Roof 天台	CCTV Camera 閉路電視	Samsung 三星	SNV-6084RP
4	Roof 天台	CCTV Camera 閉路電視	Samsung 三星	SNV-6084RP
5	Roof 天台	CCTV Camera 閉路電視	Samsung 三星	SNV-6084RP

Home Automation Schedule 智能家居設備表

Item 項目	Location 位置	Appliance 設備	Brand 品牌	Model 型號
1	Basement Carport 地庫車庫	Card Reader 讀卡器	IDTECK	RF10
2	Basement Carport 地庫車庫	Electro - Magnetic Locks 電鎖	SDC	1500 Series
3	Basement Carport 地庫車庫	Door Release Button 開門掣	Schneider 施耐德	E3031VBP
4	Basement Carport 地庫車庫	Fingerprint Reader 指紋閱讀器	ACX	F7
5	Basement Carport 地庫車庫	Individual House Visitor Panel 視像對講機	HKC	HKC-VP-02
6	G/F Living & Dining Room 地下客飯廳	WiFi Access Point 無線接入點	Netgear	AC3200
7	G/F Kitchen 地下廚房	HA-Pad 智能家居控制器	HKC	HA-D2
8	G/F Store Room 地下儲物室	Intercom Phone 對講機	Urmet	1140
9	G/F Store Room 地下儲物室	HA CIU Case 智能家居主機箱	HKC	HKC-CIU- Main-01
10	G/F Store Room 地下儲物室	Intercom Control Case 對講機主機箱	E-Tech	Etech-VP-02
11	G/F Store Room 地下儲物室	Card Reader Control Case 讀卡器主機箱	IDTECK	IDTECK Controller
12	1/F Corridor 一樓走廊	WiFi Access Point 無線接入點	Netgear	AC3200
13	2/F Corridor 二樓走廊	WiFi Access Point 無線接入點	Netgear	AC3200
14	2/F Master Bedroom 二樓主人睡房	Panic Alarm 警報器	miTEC	MSA-210L
15	Roof 天台	Fingerprint Reader 指紋閱讀器	ACX	F7

23 | FITTINGS, FINISHES AND APPLIANCES

裝置、裝修物料及設備

The Vendor undertakes that if lifts or appliances of the specified brand name or model number are not installed in the Development, lifts or appliances of comparable quality will be installed.
賣方承諾如本發展項目中沒有安裝指明的品牌名稱或產品型號的升降機或設備，便會安裝品質相若的升降機或設備。

House 8 8號洋房

Gas Water Heater Appliances Schedule 煤氣熱水爐設備表

Item 項目	Location 位置	Appliance 設備	Brand 品牌	Model 型號
1	1/F Bathroom at Bedroom(1) 一樓睡房(1)之浴室	Gas Water Heater 煤氣熱水爐	TGC	TGC TRJW221TFQL
2	Roof 天台	Gas Water Heater 煤氣熱水爐	TGC	TGC TRJW221TFQL
3	Roof 天台	Gas Water Heater 煤氣熱水爐	TGC	TGC TRJW221TFQL

Lift Equipment Appliances Schedule 升降機設備表

Item 項目	Location 位置	Appliance 設備	Brand 品牌	Model 型號
1	Basement to Roof 地庫至天台	Lift 升降機	Hitachi 日立	UAG0630-CO60

Air-conditioning Appliances Schedule 空調設備表

Item 項目	Location 位置	Appliance 設備	Brand 品牌	Model 型號
1	Basement Carport 地庫車庫	Exhaust Fan 抽氣扇	Ostberg 奧斯博格	RK500x250D1
2	G/F Kitchen 地下廚房	Duct Type AC Unit 管道式空調機	Daikin 大金	FXDP56Q
3	G/F Kitchen 地下廚房	Exhaust Fan 抽氣扇	Ostberg 奧斯博格	DFE133-20
4	G/F Store Room 地下儲物室	Wall Mounted AC Unit 掛牆式空調機	Daikin 大金	FXAP22M
5	G/F Store Room Lavatory 地下儲物室之洗手間	Exhaust Fan 抽氣扇	Ostberg 奧斯博格	RFE140A
6	G/F Dining Room 地下飯廳	Duct Type AC Unit 管道式空調機	Daikin 大金	FXDP71Q
7	G/F Dining Room 地下飯廳	Duct Type AC Unit 管道式空調機	Daikin 大金	FXDP71Q
8	G/F Dining Room Lavatory 地下飯廳之洗手間	Exhaust Fan 抽氣扇	Ostberg 奧斯博格	RFE140A
9	G/F Living Room 地下客廳	Duct Type AC Unit 管道式空調機	Daikin 大金	FXDP71Q
10	G/F Living Room 地下客廳	Duct Type AC Unit 管道式空調機	Daikin 大金	FXDP71Q
11	1/F Bedroom(1) 一樓睡房(1)	Duct Type AC Unit 管道式空調機	Daikin 大金	FXDP36Q
12	1/F Bedroom(1) 一樓睡房(1)	Duct Type AC Unit 管道式空調機	Daikin 大金	FXDP56Q
13	1/F Bathroom at Bedroom(1) 一樓睡房(1)之浴室	Exhaust Fan 抽氣扇	Ostberg 奧斯博格	RFE140B
14	1/F Corridor 一樓走廊	Duct Type AC Unit 管道式空調機	Daikin 大金	FXDP28Q
15	1/F Bedroom(2) 一樓睡房(2)	Duct Type AC Unit 管道式空調機	Daikin 大金	FXDP71Q
16	1/F Bathroom at Bedroom(2) 一樓睡房(2)之浴室	Exhaust Fan 抽氣扇	Ostberg 奧斯博格	RFE140B
17	2/F Bedroom(3) 二樓睡房(3)	Duct type AC unit 管道式空調機	Daikin 大金	FXDP56Q
18	2/F Bathroom at Bedroom(3) 二樓睡房(3)之浴室	Exhaust Fan 抽氣扇	Ostberg 奧斯博格	RFE140B
19	2/F Corridor 二樓走廊	Duct Type AC Unit 管道式空調機	Daikin 大金	FXDP28Q
20	2/F Master Bedroom 二樓主人睡房	Duct Type AC Unit 管道式空調機	Daikin 大金	FXDP56Q
21	2/F Master Bedroom 二樓主人睡房	Duct Type AC Unit 管道式空調機	Daikin 大金	FXDP56Q
22	2/F Bathroom at Master Bedroom 二樓主人睡房之浴室	Exhaust Fan 抽氣扇	Ostberg 奧斯博格	RFE140B
23	Upper Roof 上層天台	VRV Outdoor Unit 變頻室外空調機	Daikin 大金	RUXYQ14
24	Upper Roof 上層天台	VRV Outdoor Unit 變頻室外空調機	Daikin 大金	RUXYQ14

Security Appliances Schedule 保安設備表

Item 項目	Location 位置	Appliance 設備	Brand 品牌	Model 型號
1	Basement Carport 地庫車庫	CCTV Camera 閉路電視	Samsung 三星	SNV-L5083R
2	Basement Garden 地庫花園	CCTV Camera 閉路電視	Samsung 三星	SNV-L5083R
3	Roof 天台	CCTV Camera 閉路電視	Samsung 三星	SNV-6084RP
4	Roof 天台	CCTV Camera 閉路電視	Samsung 三星	SNV-6084RP
5	Roof 天台	CCTV Camera 閉路電視	Samsung 三星	SNV-6084RP

Home Automation Schedule 智能家居設備表

Item 項目	Location 位置	Appliance 設備	Brand 品牌	Model 型號
1	Basement Carport 地庫車庫	Card Reader 讀卡器	IDTECK	RF10
2	Basement Carport 地庫車庫	Electro - Magnetic Locks 電鎖	SDC	1500 Series
3	Basement Carport 地庫車庫	Door Release Button 開門掣	Schneider 施耐德	E3031VBP
4	Basement Carport 地庫車庫	Fingerprint Reader 指紋閱讀器	ACX	F7
5	Basement Carport 地庫車庫	Individual House Visitor Panel 視像對講機	HKC	HKC-VP-02
6	G/F Living & Dining Room 地下客飯廳	WiFi Access Point 無線接入點	Netgear	AC3200
7	G/F Kitchen 地下廚房	HA-Pad 智能家居控制器	HKC	HA-D2
8	G/F Kitchen 地下廚房	Intercom Phone 對講機	Urmet	1140
9	G/F Store Room 地下儲物室	HA CIU Case 智能家居主機箱	HKC	HKC-CIU- Main-01
10	G/F Store Room 地下儲物室	Intercom Control Case 對講機主機箱	E-Tech	Etech-VP-02
11	G/F Store Room 地下儲物室	Card Reader Control Case 讀卡器主機箱	IDTECK	IDTECK Controller
12	1/F Corridor 一樓走廊	WiFi Access Point 無線接入點	Netgear	AC3200
13	2/F Corridor 二樓走廊	WiFi Access Point 無線接入點	Netgear	AC3200
14	2/F Master Bedroom 二樓主人睡房	Panic Alarm 警報器	miTEC	MSA-210L
15	Roof 天台	Fingerprint Reader 指紋閱讀器	ACX	F7

23 | FITTINGS, FINISHES AND APPLIANCES

裝置、裝修物料及設備

The Vendor undertakes that if lifts or appliances of the specified brand name or model number are not installed in the Development, lifts or appliances of comparable quality will be installed. 賣方承諾如本發展項目中沒有安裝指明的品牌名稱或產品型號的升降機或設備，便會安裝品質相若的升降機或設備。

House 8 8號洋房

Kitchen Appliances Schedule 廚房設備表

Item 項目	Location 位置	Appliance 設備	Brand 品牌	Model 型號
1	G/F Kitchen 地下廚房	Pull-Out Hood 抽出式抽油煙機	Gaggenau 嘉格納	AH900-191
2	G/F Kitchen 地下廚房	Gas Wok Burner 煤氣爐	Gaggenau 嘉格納	VG231-334SG
3	G/F Kitchen 地下廚房	Double Burner 雙頭煮食爐	Gaggenau 嘉格納	VG232-334SG
4	G/F Kitchen 地下廚房	2 Zones Induction Cooktop 雙頭電磁爐	Gaggenau 嘉格納	VI230-134
5	G/F Kitchen 地下廚房	Steamer 蒸爐	Gaggenau 嘉格納	BSP250-130
6	G/F Kitchen 地下廚房	Microwave Oven 微波爐	Gaggenau 嘉格納	BMP225-130
7	G/F Kitchen 地下廚房	Oven 焗爐	Gaggenau 嘉格納	BOP251-130
8	G/F Kitchen 地下廚房	Warming Drawer 保溫抽屜	Gaggenau 嘉格納	WSP221-130
9	G/F Kitchen 地下廚房	Wine Cellar 酒櫃	Gaggenau 嘉格納	RW464-361
10	G/F Kitchen 地下廚房	Dishwasher 洗碗碟機	Gaggenau 嘉格納	DF460164
11	G/F Kitchen 地下廚房	Fridge 雪櫃	Gaggenau 嘉格納	RC462-301
12	G/F Kitchen 地下廚房	Freezer 冰箱	Gaggenau 嘉格納	RF463-301

Bathroom Appliances Schedule 浴室設備表

Item 項目	Location 位置	Appliance 設備	Brand 品牌	Model 型號
1	1/F Bathroom at Bedroom (2) 一樓睡房(2)之浴室	Bathtub 浴缸	ARMANI/ROCA	3AMR248243R3C
2	2/F Bathroom at Master Bedroom 二樓主人睡房之浴室	Bathtub 浴缸	KOHLER	K-1188-C1-0

Televisions Schedule 電視機表

Item 項目	Location 位置	Appliance 設備	Brand 品牌	Model 型號
1	G/F Living Room 地下客廳	Television 電視機	Sony 索尼	KD43X8300C
2	1/F Bedroom (1) 一樓睡房(1)	Television 電視機	Sony 索尼	KD43X8300C
3	1/F Bedroom (2) 一樓睡房(2)	Television 電視機	Sony 索尼	55X9000C
4	2/F Master Bedroom 二樓主人睡房	Television 電視機	Samsung 三星	UA48JU6300J

23 | FITTINGS, FINISHES AND APPLIANCES

裝置、裝修物料及設備

The Vendor undertakes that if lifts or appliances of the specified brand name or model number are not installed in the Development, lifts or appliances of comparable quality will be installed.
賣方承諾如本發展項目中沒有安裝指明的品牌名稱或產品型號的升降機或設備，便會安裝品質相若的升降機或設備。

House 9 9號洋房

Gas Water Heater Appliances Schedule 煤氣熱水爐設備表

Item 項目	Location 位置	Appliance 設備	Brand 品牌	Model 型號
1	1/F Bathroom at Bedroom(1) 一樓睡房(1)之浴室	Gas Water Heater 煤氣熱水爐	TGC	TGC TRJW221TFQL
2	Roof 天台	Gas Water Heater 煤氣熱水爐	TGC	TGC TRJW221TFQL
3	Roof 天台	Gas Water Heater 煤氣熱水爐	TGC	TGC TRJW221TFQL

Air-conditioning Appliances Schedule 空調設備表

Item 項目	Location 位置	Appliance 設備	Brand 品牌	Model 型號
1	Basement Carport 地庫車庫	Exhaust Fan 抽氣扇	Ostberg 奧斯博格	RK500x250D1
2	G/F Kitchen 地下廚房	Duct Type AC Unit 管道式空調機	Daikin 大金	FXDP56Q
3	G/F Kitchen 地下廚房	Exhaust Fan 抽氣扇	Ostberg 奧斯博格	DFE133-20
4	G/F Store Room 地下儲物室	Wall Mounted AC Unit 掛牆式空調機	Daikin 大金	FXAP22M
5	G/F Store Room Lavatory 地下儲物室之洗手間	Exhaust Fan 抽氣扇	Ostberg 奧斯博格	RFE140A
6	G/F Dining Room 地下飯廳	Duct Type AC Unit 管道式空調機	Daikin 大金	FXDP71Q
7	G/F Dining Room 地下飯廳	Duct Type AC Unit 管道式空調機	Daikin 大金	FXDP71Q
8	G/F Dining Room Lavatory 地下飯廳之洗手間	Exhaust Fan 抽氣扇	Ostberg 奧斯博格	RFE140A
9	G/F Living Room 地下客廳	Duct Type AC Unit 管道式空調機	Daikin 大金	FXDP71Q
10	G/F Living Room 地下客廳	Duct Type AC Unit 管道式空調機	Daikin 大金	FXDP71Q
11	1/F Bedroom(1) 一樓睡房(1)	Duct Type AC Unit 管道式空調機	Daikin 大金	FXDP36Q
12	1/F Bedroom(1) 一樓睡房(1)	Duct Type AC Unit 管道式空調機	Daikin 大金	FXDP56Q
13	1/F Bathroom at Bedroom(1) 一樓睡房(1)之浴室	Exhaust Fan 抽氣扇	Ostberg 奧斯博格	RFE140B
14	1/F Corridor 一樓走廊	Duct Type AC Unit 管道式空調機	Daikin 大金	FXDP28Q
15	1/F Bedroom(2) 一樓睡房(2)	Duct Type AC Unit 管道式空調機	Daikin 大金	FXDP71Q
16	1/F Bathroom at Bedroom(2) 一樓睡房(2)之浴室	Exhaust Fan 抽氣扇	Ostberg 奧斯博格	RFE140B
17	2/F Bedroom(3) 二樓睡房(3)	Duct Type AC Unit 管道式空調機	Daikin 大金	FXDP56Q
18	2/F Bedroom(3) 二樓睡房(3)	Duct Type AC Unit 管道式空調機	Daikin 大金	FXDP36Q
19	2/F Bathroom at Bedroom(3) 二樓睡房(3)之浴室	Exhaust Fan 抽氣扇	Ostberg 奧斯博格	RFE140B
20	2/F Master Bedroom 二樓主人睡房	Duct Type AC Unit 管道式空調機	Daikin 大金	FXDP56Q
21	2/F Master Bedroom 二樓主人睡房	Duct Type AC Unit 管道式空調機	Daikin 大金	FXDP56Q
22	2/F Bathroom at Master Bedroom 二樓主人睡房之浴室	Duct Type AC Unit 管道式空調機	Daikin 大金	FXDP28Q
23	2/F Bathroom at Master Bedroom 二樓主人睡房之浴室	Exhaust Fan 抽氣扇	Ostberg 奧斯博格	RFE140B
24	Upper Roof 上層天台	VRV Outdoor Unit 變頻室外空調機	Daikin 大金	RUXYQ14
25	Upper Roof 上層天台	VRV Outdoor Unit 變頻室外空調機	Daikin 大金	RUXYQ14

Lift Equipment Appliances Schedule 升降機設備表

Item 項目	Location 位置	Appliance 設備	Brand 品牌	Model 型號
1	Basement to Roof 地庫至天台	Lift 升降機	Hitachi 日立	UAG0630 CO60

Security Appliances Schedule 保安設備表

Item 項目	Location 位置	Appliance 設備	Brand 品牌	Model 型號
1	Basement Carport 地庫車庫	CCTV Camera 閉路電視	Samsung 三星	SNV-L5083R
2	Basement Garden 地庫花園	CCTV Camera 閉路電視	Samsung 三星	SNV-L5083R
3	Roof 天台	CCTV Camera 閉路電視	Samsung 三星	SNV-6084RP
4	Roof 天台	CCTV Camera 閉路電視	Samsung 三星	SNV-6084RP
5	Roof 天台	CCTV Camera 閉路電視	Samsung 三星	SNV-6084RP

Home Automation Schedule 智能家居設備表

Item 項目	Location 位置	Appliance 設備	Brand 品牌	Model 型號
1	Basement Carport 地庫車庫	Card Reader 讀卡器	IDTECK	RF10
2	Basement Carport 地庫車庫	Electro - Magnetic Locks 電鎖	SDC	1500 Series
3	Basement Carport 地庫車庫	Door Release Button 開門掣	Schneider 施耐德	E3031VBP
4	Basement Carport 地庫車庫	Fingerprint Reader 指紋閱讀器	ACX	F7
5	Basement Carport 地庫車庫	Individual House Visitor Panel 視像對講機	HKC	HKC-VP-02
6	G/F Living & Dining Room 地下客飯廳	WiFi Access Point 無線接入點	Netgear	AC3200
7	G/F Kitchen 地下廚房	HA-Pad 智能家居控制器	HKC	HA-D2
8	G/F Store Room 地下儲物室	Intercom Phone 對講機	Urmet	1140
9	G/F Store Room 地下儲物室	HA CIU Case 智能家居主機箱	HKC	HKC-CIU- Main-01
10	G/F Store Room 地下儲物室	Intercom Control Case 對講機主機箱	E-Tech	Etech-VP-02
11	G/F Store Room 地下儲物室	Card Reader Control Case 讀卡器主機箱	IDTECK	IDTECK Controller
12	1/F Corridor 一樓走廊	WiFi Access Point 無線接入點	Netgear	AC3200
13	2/F Corridor 二樓走廊	WiFi Access Point 無線接入點	Netgear	AC3200
14	2/F Master Bedroom 二樓主人睡房	Panic Alarm 警報器	miTEC	MSA-210L
15	Roof 天台	Fingerprint Reader 指紋閱讀器	ACX	F7
16	G/F Living & Dining Room 地下客飯廳	HA-Pad 智能家居控制器	Samsung 三星	SM-P350NZ WATGY

23 | FITTINGS, FINISHES AND APPLIANCES

裝置、裝修物料及設備

The Vendor undertakes that if lifts or appliances of the specified brand name or model number are not installed in the Development, lifts or appliances of comparable quality will be installed. 賣方承諾如本發展項目中沒有安裝指明的品牌名稱或產品型號的升降機或設備，便會安裝品質相若的升降機或設備。

House 9 9號洋房

Kitchen Appliances Schedule 廚房設備表

Item 項目	Location 位置	Appliance 設備	Brand 品牌	Model 型號
1	G/F Kitchen 地下廚房	Wok-Burner Gas Hob 炒鑊氣體煮食爐	Gaggenau	VG231-334HK
2	G/F Kitchen 地下廚房	2-Burner Gas Hob 雙頭氣體煮食爐	Gaggenau	VG232-334SG
3	G/F Kitchen 地下廚房	Electric Grill 電烤爐	Gaggenau	VR230-134
4	G/F Kitchen 地下廚房	Cooker Hood 抽油煙機	Gaggenau	AW240-120
5	G/F Kitchen 地下廚房	Steam Oven 蒸爐	Gaggenau	BSP221-110
6	G/F Kitchen 地下廚房	Oven 焗爐	Gaggenau	BOP210-111
7	G/F Kitchen 地下廚房	Plate Warming Drawer 暖碟櫃	Gaggenau	WSP221-110
8	G/F Kitchen 地下廚房	Dishwasher 洗碗碟機	Gaggenau	DF480-160
9	G/F Kitchen 地下廚房	Wine Cellar 酒櫃	Gaggenau	RW464-361
10	G/F Kitchen 地下廚房	Fridge 雪櫃	Gaggenau	RC462-301
11	G/F Kitchen 地下廚房	Freezer 冰箱	Gaggenau	RF461-301
12	G/F Kitchen 地下廚房	Washer and Dryer 洗衣乾衣機	Gaggenau	WD200-140
13	G/F Kitchen 地下廚房	Microwave 微波爐	Gaggenau	BMP225-110

Bathroom Appliances Schedule 浴室設備表

Item 項目	Location 位置	Appliance 設備	Brand 品牌	Model 型號
1	1/F Bathroom at Bedroom (2) 一樓睡房(2)之浴室	Bathtub 浴缸	ARMANI/ROCA	3AMR248243R3C
2	2/F Bathroom at Master Bedroom 二樓主人睡房之浴室	Bathtub 浴缸	KOHLER	K-1188-C1-0

Televisions Schedule 電視機表

Item 項目	Location 位置	Appliance 設備	Brand 品牌	Model 型號
1	G/F Living Room 地下客廳	Television 電視機	Sony 索尼	KD-65Z9D
2	1/F Bedroom (1) 一樓睡房(1)	Television 電視機	Sony 索尼	KD-43X8000E
3	1/F Bedroom (2) 一樓睡房(2)	Television 電視機	Sony 索尼	KD-55X9300E
4	2/F Master Bedroom 二樓主人睡房	Television 電視機	Sony 索尼	KD-55X9300E

23 | FITTINGS, FINISHES AND APPLIANCES

裝置、裝修物料及設備

The Vendor undertakes that if lifts or appliances of the specified brand name or model number are not installed in the Development, lifts or appliances of comparable quality will be installed. 賣方承諾如本發展項目中沒有安裝指明的品牌名稱或產品型號的升降機或設備，便會安裝品質相若的升降機或設備。

House 10 10號洋房

Gas Water Heater Appliances Schedule 煤氣熱水爐設備表

Item 項目	Location 位置	Appliance 設備	Brand 品牌	Model 型號
1	1/F Bathroom at Bedroom(1) 一樓睡房(1)之浴室	Gas Water Heater 煤氣熱水爐	TGC	TGC TRJW221TFQL
2	2/F Bathroom at Bedroom(2) 二樓睡房(2)之浴室	Gas Water Heater 煤氣熱水爐	TGC	TGC TRJW221TFQL
3	3/F Bathroom at Master Bedroom 三樓主人睡房之浴室	Gas Water Heater 煤氣熱水爐	TGC	TGC TRJW221TFQL

Lift Equipment Appliances Schedule 升降機設備表

Item 項目	Location 位置	Appliance 設備	Brand 品牌	Model 型號
1	Basement to Roof 地庫至天台	Lift 升降機	Hitachi 日立	UAG0630-CO60

Air-conditioning Appliances Schedule 空調設備表

Item 項目	Location 位置	Appliance 設備	Brand 品牌	Model 型號
1	Basement Carport 地庫車庫	Exhaust Fan 抽氣扇	Ostberg 奧斯博格	RK500x250D1
2	Basement FS Pump Room 地庫消防泵房	Exhaust Fan 抽氣扇	Ostberg 奧斯博格	DFE 133-20
3	G/F Kitchen 地下廚房	Duct Type AC Unit 管道式空調機	Daikin 大金	FXDP56Q
4	G/F Kitchen 地下廚房	Duct Type AC Unit 管道式空調機	Daikin 大金	FXDP36Q
5	G/F Kitchen 地下廚房	Exhaust Fan 抽氣扇	Ostberg 奧斯博格	RFE 140B
6	G/F Dining Room 地下飯廳	Duct Type AC Unit 管道式空調機	Daikin 大金	FXDP71Q
7	G/F Dining Room 地下飯廳	Duct Type AC Unit 管道式空調機	Daikin 大金	FXDP71Q
8	G/F Dining Room Lavatory 地下飯廳之洗手間	Exhaust Fan 抽氣扇	Ostberg 奧斯博格	RFE140A
9	G/F Living Room 地下客廳	Duct Type AC Unit 管道式空調機	Daikin 大金	FXDP71Q
10	G/F Living Room 地下客廳	Duct Type AC Unit 管道式空調機	Daikin 大金	FXDP71Q
11	1/F Bedroom(1) 一樓睡房(1)	Duct Type AC Unit 管道式空調機	Daikin 大金	FXDP71Q
12	1/F Bathroom in Bedroom(1) 一樓睡房(1)之浴室	Exhaust Fan 抽氣扇	Ostberg 奧斯博格	RFE140B
13	1/F Family Room 一樓家庭廳	Duct Type AC Unit 管道式空調機	Daikin 大金	FXDP56Q
14	1/F Family Room 一樓家庭廳	Duct Type AC Unit 管道式空調機	Daikin 大金	FXDP56Q
15	1/F Bathroom in Family Room 一樓家庭廳之浴室	Exhaust Fan 抽氣扇	Ostberg 奧斯博格	RFE140B
16	2/F Bedroom(2) 二樓睡房(2)	Duct Type AC Unit 管道式空調機	Daikin 大金	FXDP56Q
17	2/F Bathroom in Bedroom(2) 二樓睡房(2)之浴室	Exhaust Fan 抽氣扇	Ostberg 奧斯博格	RFE140B
18	2/F Bedroom(3) 二樓睡房(3)	Duct Type AC Unit 管道式空調機	Daikin 大金	FXDP56Q
19	2/F Bedroom(3) 二樓睡房(3)	Duct Type AC Unit 管道式空調機	Daikin 大金	FXDP56Q
20	2/F Bathroom in Bedroom(3) 二樓睡房(3)之浴室	Exhaust Fan 抽氣扇	Ostberg 奧斯博格	RFE140B
21	3/F Master Bedroom 三樓主人睡房	Duct Type AC Unit 管道式空調機	Daikin 大金	FXDP56Q
22	3/F Master Bedroom 三樓主人睡房	Duct Type AC Unit 管道式空調機	Daikin 大金	FXDP56Q
23	3/F Master Bedroom 三樓主人睡房衣帽間	Duct Type AC Unit 管道式空調機	Daikin 大金	FXDP36Q
24	3/F Bathroom in Master Bedroom 三樓主人睡房之浴室	Exhaust Fan 抽氣扇	Ostberg 奧斯博格	DFE 133-20
25	R/F Corridor 天台走廊	Duct Type AC Unit 管道式空調機	Daikin 大金	FXDP28Q
26	Upper Roof 上層天台	VRV Outdoor Unit 變頻室外空調機	Daikin 大金	RUXYQ20
27	Upper Roof 上層天台	VRV Outdoor Unit 變頻室外空調機	Daikin 大金	RUXYQ14

Security Appliances Schedule 保安設備表

Item 項目	Location 位置	Appliance 設備	Brand 品牌	Model 型號
1	Basement Carport 地庫車庫	CCTV Camera 閉路電視	Samsung 三星	SNV-L5083R
2	Basement Garden 地庫花園	CCTV Camera 閉路電視	Samsung 三星	SNV-L5083R
3	3/F Flat Roof 三樓平台	CCTV Camera 閉路電視	Samsung 三星	SNV-6084RP
4	Roof 天台	CCTV Camera 閉路電視	Samsung 三星	SNV-6084RP
5	Roof 天台	CCTV Camera 閉路電視	Samsung 三星	SNV-6084RP

Home Automation Schedule 智能家居設備表

Item 項目	Location 位置	Appliance 設備	Brand 品牌	Model 型號
1	Basement Carport 地庫車庫	Card Reader 讀卡器	IDTECK	RF10
2	Basement Carport 地庫車庫	Electro - Magnetic Locks 電鎖	SDC	1500 Series
3	Basement Carport 地庫車庫	Door Release Button 開門掣	Schneider 施耐德	E3031VBP
4	Basement Carport 地庫車庫	Fingerprint Reader 指紋閱讀器	ACX	F7
5	G/F Living Room 地下客廳	WiFi Access Point 無線接入點	Netgear	JNR3210
6	G/F Dining Room 地下飯廳	WiFi Access Point 無線接入點	Netgear	JNR3210
7	G/F Kitchen 地下廚房	Intercom Phone 對講機	Urmet	1140
8	G/F Kitchen 地下廚房	Intercom Control Case 對講機主機箱	E-Tech	Etech-VP-02
9	G/F Kitchen 地下廚房	Card Reader Control Case 讀卡器主機箱	IDTECK	IDTECK Controller
10	1/F Family Room 一樓家庭廳	WiFi Access Point 無線接入點	Netgear	JNR3210
11	1/F Bedroom(1) 一樓睡房(1)	WiFi Access Point 無線接入點	Netgear	JNR3210
12	2/F Bedroom(2) 二樓睡房(2)	WiFi Access Point 無線接入點	Netgear	JNR3210
13	2/F Bedroom(3) 二樓睡房(3)	WiFi Access Point 無線接入點	Netgear	JNR3210
14	3/F Master Bedroom 三樓主人睡房	WiFi Access Point 無線接入點	Netgear	JNR3210
15	3/F Master Bedroom 三樓主人睡房	Panic Alarm 警報器	miTEC	MSA-210L
16	Roof 天台	Fingerprint Reader 指紋閱讀器	ACX	F7

23 | FITTINGS, FINISHES AND APPLIANCES

裝置、裝修物料及設備

The Vendor undertakes that if lifts or appliances of the specified brand name or model number are not installed in the Development, lifts or appliances of comparable quality will be installed.
賣方承諾如本發展項目中沒有安裝指明的品牌名稱或產品型號的升降機或設備，便會安裝品質相若的升降機或設備。

House 10 10號洋房

Kitchen Appliances Schedule 廚房設備表

Item 項目	Location 位置	Appliance 設備	Brand 品牌	Model 型號
1	G/F Kitchen 地下廚房	Built-in Fridge-freezer 雪櫃	Miele	KFNS 37432 iD
2	G/F Kitchen 地下廚房	Dishwasher 洗碗碟機	Miele	G 6660 SCVi
3	G/F Kitchen 地下廚房	Gas Wok Burner 煤氣爐	Miele	CS 1018
4	G/F Kitchen 地下廚房	Gas Double Burners 雙頭煮食爐	Miele	CS 1013-1
5	G/F Kitchen 地下廚房	Induction Hob 電磁爐	Miele	CS 1212-1i
6	G/F Kitchen 地下廚房	Cooker Hood 抽油煙機	Miele	DA 429-6 C
7	G/F Kitchen 地下廚房	Steam Oven with Microwave 微波蒸焗爐	Miele	DGM 6401
8	G/F Kitchen 地下廚房	Oven 焗爐	Miele	H 6461 B
9	G/F Kitchen 地下廚房	Wine Conditioning Unit 酒櫃	Miele	KWT 6322 UG
10	G/F Kitchen 地下廚房	Washer & Dryer 洗衣乾衣機	Miele	WT 2798i WPM

Fire Services Appliances Schedule 消防設備表

Item 項目	Location 位置	Appliance 設備	Brand 品牌	Model 型號
1	Basement Fire Services Pump Room 地庫消防泵房	Fixed Fire Pump 消防泵	Apex	-
2	Basement Fire Services Pump Room 地庫消防泵房	Fixed Fire Jockey Pump 消防恆壓泵	Apex	-
3	1/F Staircase 一樓樓梯	Fire Hose Reel 消防喉轆	SRI	HRS035-G1-019-RD
4	2/F Staircase 二樓樓梯	Fire Hose Reel 消防喉轆	SRI	HRS035-G1-019-RD
5	3/F Staircase 三樓樓梯	Fire Hose Reel 消防喉轆	SRI	HRS035-G1-019-RD

23 | FITTINGS, FINISHES AND APPLIANCES

裝置、裝修物料及設備

The Vendor undertakes that if lifts or appliances of the specified brand name or model number are not installed in the Development, lifts or appliances of comparable quality will be installed.
賣方承諾如本發展項目中沒有安裝指明的品牌名稱或產品型號的升降機或設備，便會安裝品質相若的升降機或設備。

House 11 11號洋房

Gas Water Heater Appliances Schedule 煤氣熱水爐設備表

Item 項目	Location 位置	Appliance 設備	Brand 品牌	Model 型號
1	1/F Bathroom at Bedroom(1) 一樓睡房(1)之浴室	Gas Water Heater 煤氣熱水爐	TGC	TGC TRJW221TFQL
2	2/F Bathroom at Bedroom(2) 二樓睡房(2)之浴室	Gas Water Heater 煤氣熱水爐	TGC	TGC TRJW221TFQL
3	3/F Bathroom at Master Bedrrom 三樓主人睡房之浴室	Gas Water Heater 煤氣熱水爐	TGC	TGC TRJW221TFQL

Lift Equipment Appliances Schedule 升降機設備表

Item 項目	Location 位置	Appliance 設備	Brand 品牌	Model 型號
1	Basement to Roof 地庫至天台	Lift 升降機	Hitachi 日立	UAG0630-CO60

Air-conditioning Appliances Schedule 空調設備表

Item 項目	Location 位置	Appliance 設備	Brand 品牌	Model 型號
1	Basement Carport 地庫車庫	Exhaust Fan 抽氣扇	Ostberg 奧斯博格	RK500x250D1
2	Basement FS Pump Room 地庫消防泵房	Exhaust Fan 抽氣扇	Ostberg 奧斯博格	DFE 133-20
3	G/F Kitchen 地下廚房	Duct Type AC Unit 管道式空調機	Daikin 大金	FXDP56Q
4	G/F Kitchen 地下廚房	Duct Type AC Unit 管道式空調機	Daikin 大金	FXDP36Q
5	G/F Kitchen 地下廚房	Exhaust Fan 抽氣扇	Ostberg 奧斯博格	RFE 140B
6	G/F Dining Room 地下飯廳	Duct Type AC Unit 管道式空調機	Daikin 大金	FXDP71Q
7	G/F Dining Room 地下飯廳	Duct Type AC Unit 管道式空調機	Daikin 大金	FXDP71Q
8	G/F Dining Room Lavatory 地下飯廳之洗手間	Exhaust Fan 抽氣扇	Ostberg 奧斯博格	RFE140A
9	G/F Living Room 地下客廳	Duct Type AC Unit 管道式空調機	Daikin 大金	FXDP71Q
10	G/F Living Room 地下客廳	Duct Type AC Unit 管道式空調機	Daikin 大金	FXDP71Q
11	1/F Bedroom(1) 一樓睡房(1)	Duct Type AC Unit 管道式空調機	Daikin 大金	FXDP71Q
12	1/F Bathroom at Bedroom(1) 一樓睡房(1)之浴室	Exhaust Fan 抽氣扇	Ostberg 奧斯博格	RFE140B
13	1/F Family Room 一樓家庭廳	Duct Type AC Unit 管道式空調機	Daikin 大金	FXDP56Q
14	1/F Family Room 一樓家庭廳	Duct Type AC Unit 管道式空調機	Daikin 大金	FXDP56Q
15	1/F Bathroom in Family Room 一樓家庭廳之浴室	Exhaust Fan 抽氣扇	Ostberg 奧斯博格	RFE140B
16	2/F Bedroom(2) 二樓睡房(2)	Duct Type AC Unit 管道式空調機	Daikin 大金	FXDP56Q
17	2/F Bathroom at Bedroom(2) 二樓睡房(2)之浴室	Exhaust Fan 抽氣扇	Ostberg 奧斯博格	RFE140B
18	2/F Bedroom(3) 二樓睡房(3)	Duct Type AC Unit 管道式空調機	Daikin 大金	FXDP56Q
19	2/F Bedroom(3) 二樓睡房(3)	Duct Type AC Unit 管道式空調機	Daikin 大金	FXDP56Q
20	2/F Bathroom in Bedroom(3) 二樓睡房(3)之浴室	Exhaust Fan 抽氣扇	Ostberg 奧斯博格	RFE140B
21	3/F Master Bedroom 三樓主人睡房	Duct Type AC Unit 管道式空調機	Daikin 大金	FXDP56Q
22	3/F Master Bedroom 三樓主人睡房	Duct Type AC Unit 管道式空調機	Daikin 大金	FXDP56Q
23	3/F Master Bedroom 三樓主人睡房衣帽間	Duct Type AC Unit 管道式空調機	Daikin 大金	FXDP36Q
24	3/F Bathroom in Master Bedroom 三樓主人睡房之浴室	Exhaust Fan 抽氣扇	Ostberg 奧斯博格	DFE 133-20
25	R/F Corridor 天台走廊	Duct Type AC Unit 管道式空調機	Daikin 大金	FXDP28Q
26	Upper Roof 上層天台	VRV Outdoor Unit 變頻室外空調機	Daikin 大金	RUXYQ20
27	Upper Roof 上層天台	VRV Outdoor Unit 變頻室外空調機	Daikin 大金	RUXYQ14

Security Appliances Schedule 保安設備表

Item 項目	Location 位置	Appliance 設備	Brand 品牌	Model 型號
1	Basement Carport 地庫車庫	CCTV Camera 閉路電視	Samsung 三星	SNV-L5083R
2	Basement Garden 地庫花園	CCTV Camera 閉路電視	Samsung 三星	SNV-L5083R
3	3/F Flat Roof 三樓平台	CCTV Camera 閉路電視	Samsung 三星	SNV-6084RP
4	Roof 天台	CCTV Camera 閉路電視	Samsung 三星	SNV-6084RP
5	Roof 天台	CCTV Camera 閉路電視	Samsung 三星	SNV-6084RP

Home Automation Schedule 智能家居設備表

Item 項目	Location 位置	Appliance 設備	Brand 品牌	Model 型號
1	Basement Carport 地庫車庫	Card Reader 讀卡器	IDTECK	RF10
2	Basement Carport 地庫車庫	Electro - Magnetic Locks 電鎖	SDC	1500 Series
3	Basement Carport 地庫車庫	Door Release Button 開門掣	Schneider 施耐德	E3031VBP
4	Basement Carport 地庫車庫	Fingerprint Reader 指紋閱讀器	ACX	F7
5	G/F Living Room 地下客廳	WiFi Access Point 無線接入點	Netgear	JNR3210
6	G/F Dining Room 地下飯廳	WiFi Access Point 無線接入點	Netgear	JNR3210
7	G/F Kitchen 地下廚房	Intercom Phone 對講機	Urmet	1140
8	G/F Kitchen 地下廚房	Intercom Control Case 對講機主機箱	E-Tech	Etech-VP-02
9	G/F Kitchen 地下廚房	Card Reader Control Case 讀卡器主機箱	IDTECK	IDTECK Controller
10	1/F Family Room 一樓家庭房	WiFi Access Point 無線接入點	Netgear	JNR3210
11	1/F Bedroom(1) 一樓睡房(1)	WiFi Access Point 無線接入點	Netgear	JNR3210
12	2/F Bedroom(2) 二樓睡房(2)	WiFi Access Point 無線接入點	Netgear	JNR3210
13	2/F Bedroom(3) 二樓睡房(3)	WiFi Access Point 無線接入點	Netgear	JNR3210
14	3/F Master Bedroom 三樓主人睡房	WiFi Access Point 無線接入點	Netgear	JNR3210
15	3/F Master Bedroom 三樓主人睡房	Panic Alarm 警報器	miTEC	MSA-210L
16	Roof 天台	Fingerprint Reader 指紋閱讀器	ACX	F7

23 | FITTINGS, FINISHES AND APPLIANCES

裝置、裝修物料及設備

The Vendor undertakes that if lifts or appliances of the specified brand name or model number are not installed in the Development, lifts or appliances of comparable quality will be installed.
賣方承諾如本發展項目中沒有安裝指明的品牌名稱或產品型號的升降機或設備，便會安裝品質相若的升降機或設備。

House 11 11 號洋房

Kitchen Appliances Schedule 廚房設備表

Item 項目	Location 位置	Appliance 設備	Brand 品牌	Model 型號
1	G/F Kitchen 地下廚房	Built-in Fridge-freezer 雪櫃	Miele	KFNS 37432 iD
2	G/F Kitchen 地下廚房	Dishwasher 洗碗碟機	Miele	G 6660 SCVi
3	G/F Kitchen 地下廚房	Gas Wok Burner 煤氣爐	Miele	CS 1018
4	G/F Kitchen 地下廚房	Gas Double Burners 雙頭煮食爐	Miele	CS 1013-1
5	G/F Kitchen 地下廚房	Induction Hob 電磁爐	Miele	CS 1212-1i
6	G/F Kitchen 地下廚房	Cooker Hood 抽油煙機	Miele	DA 429-6 C
7	G/F Kitchen 地下廚房	Steam Oven with Microwave 微波蒸焗爐	Miele	DGM 6401
8	G/F Kitchen 地下廚房	Oven 焗爐	Miele	H 6461 B
9	G/F Kitchen 地下廚房	Wine Conditioning Unit 酒櫃	Miele	KWT 6322 UG
10	G/F Kitchen 地下廚房	Washer & Dryer 洗衣乾衣機	Miele	WT 2798i WPM

Fire Services Appliances Schedule 消防設備表

Item 項目	Location 位置	Appliance 設備	Brand 品牌	Model 型號
1	Basement Fire Services Pump Room 地庫消防泵房	Fixed Fire Pump 消防泵	Apex	-
2	Basement Fire Services Pump Room 地庫消防泵房	Fixed Fire Jockey Pump 消防恆壓泵	Apex	-
3	1/F Staircase 一樓樓梯	Fire Hose Reel 消防喉轆	SRI	HRS035-G1-019-RD
4	2/F Staircase 二樓樓梯	Fire Hose Reel 消防喉轆	SRI	HRS035-G1-019-RD
5	3/F Staircase 三樓樓梯	Fire Hose Reel 消防喉轆	SRI	HRS035-G1-019-RD

23 | FITTINGS, FINISHES AND APPLIANCES

裝置、裝修物料及設備

Schedule of Mechanical and Electrical Provisions 機電裝置數量說明表

Floor 樓層	Location 位置	Provision 裝置	House 1 1號洋房	House 2 2號洋房	House 3 3號洋房	House 5 5號洋房	House 6 6號洋房	House 7 7號洋房	House 8 8號洋房	House 9 9號洋房	House 10 10號洋房	House 11 11號洋房	
Basement 地庫	Carport 車庫	Single Socket Outlet 單位電插座	6	3	3	1	2	1	4	1	2	2	
		Twin Socket Outlet 雙位電插座	1	-	-	1	-	-	-	1	-	-	
		Fused Spur Unit 保險絲電源接線位	1	1	1	3	3	2	1	2	1	1	
		Distribution Board (Lift) 配電箱 (升降機)	1	1	1	1	1	1	1	1	1	1	1
		CCTV Camera 閉路電視	1	1	1	1	1	1	1	1	1	1	1
		Lighting Switch (1-gang) 單位燈掣	2	-	-	2	1	1	2	3	3	3	
		Lighting Switch (2-gang) 雙位燈掣	3	2	2	2	1	-	3	2	2	-	
		Lighting Point 燈位	78	30	30	35	8	6	30	28	24	24	
		Door Release Button 開門掣	1	1	1	1	1	1	1	1	1	1	1
		Fingerprint Reader 指紋閱讀器	1	1	1	1	1	1	1	1	1	1	1
		Distribution Board (Carport) 配電箱 (車庫)	-	1	1	1	1	-	-	-	-	-	
		Weatherproof Socket Outlet 防水插座	-	-	-	-	-	-	-	-	-	-	
	Switch for Exhaust Fan 抽氣扇開關掣	-	1	1	1	1	-	-	-	1	1		
	Staircase 樓梯	Staircase 樓梯	Single Socket Outlet 單位電插座	1	-	-	1	-	-	2	1	2	2
			Lighting Switch (1-gang) 單位燈掣	1	1	1	1	1	1	2	2	3	3
			Lighting Switch (2-gang) 雙位燈掣	-	-	-	1	-	1	-	-	1	1
			Lighting Point 燈位	6	6	6	7	4	2	20	17	4	4
			Distribution Board (Carport) 配電箱 (車庫)	-	-	-	-	-	1	-	1	1	1
			Switch for Exhaust Fan 抽氣扇開關掣	-	-	-	-	-	1	-	1	1	1
			Door Release Button 開門掣	-	1	1	1	-	-	-	-	-	-
			Main Distribution Board 總配電箱	-	-	-	-	-	-	-	-	1	1
	Staircase 樓梯	Staircase 樓梯	Fused Spur Unit 保險絲電源接線位	-	-	-	-	-	-	-	-	5	5
			Lighting Point 燈位	-	-	-	-	-	-	-	-	2	2
	Garden 花園	Garden 花園	Lighting Switch (1-gang) 單位燈掣	-	-	-	-	-	-	-	-	1	1
			CCTV Camera 閉路電視	1	1	1	1	1	1	1	1	1	1
			Lighting Point 燈位	1	1	1	1	1	1	1	1	1	1
			Weatherproof Socket Outlet 防水插座	1	1	1	1	1	1	1	1	1	1
	Fire Service Pump Room 消防泵房	Fire Service Pump Room 消防泵房	Water Inlet Connection Point 來水位	-	-	-	1	-	-	-	1	-	-
			Lighting Switch (1-gang) 單位燈掣	-	-	-	-	-	-	-	-	1	1
			Lighting Point 燈位	-	-	-	-	-	-	-	-	3	3
	G/F 地下	Living Room and Dining Room 客廳及飯廳	Switch for Exhaust Fan 抽氣扇開關掣	-	-	-	-	-	-	-	-	1	1
			TV/FM Outlet 電視/收音機天線插座	1	2	2	1	3	3	1	1	2	2
			Telephone / Data Outlet 電話/數據插座	-	-	-	-	2	2	-	1	-	-
Data Outlet 數據插座			1	2	2	1	-	-	1	-	2	2	
Telephone Outlet 電話插座			-	3	3	1	1	1	2	2	3	3	
Single Socket Outlet 單位電插座			5	5	5	12	3	-	4	4	5	5	
Twin Socket Outlet 雙位電插座			2	7	7	2	7	7	2	5	7	7	
Fused Spur Unit 保險絲電源接線位			5	6	6	9	9	5	5	5	6	6	
Lighting Switch (1-gang) 單位燈掣			7	2	2	3	-	2	2	3	2	2	
Lighting Switch (2-gang) 雙位燈掣			1	5	5	6	3	2	7	6	6	6	
Lighting Point 燈位			42	40	40	43	6	8	40	48	24	24	
Fused Spur Unit for Curtain 保險絲電源接線位(窗簾)			5	10	10	7	2	2	2	3	7	7	
Curtain Switch (1-gang) 單位窗簾開關掣			2	-	-	3	-	-	-	1	-	-	
Curtain Switch (2-gang) 雙位窗簾開關掣			2	-	-	1	-	-	1	1	-	-	
Switch for Exhaust Fan 抽氣扇開關掣			1	1	1	-	1	2	-	-	2	2	
Free Locate Switch 遙控掣	-	-	-	1	-	-	-	1	-	-			

23 | FITTINGS, FINISHES AND APPLIANCES

裝置、裝修物料及設備

Schedule of Mechanical and Electrical Provisions 機電裝置數量說明表

Floor 樓層	Location 位置	Provision 裝置	House 1 1號洋房	House 2 2號洋房	House 3 3號洋房	House 5 5號洋房	House 6 6號洋房	House 7 7號洋房	House 8 8號洋房	House 9 9號洋房	House 10 10號洋房	House 11 11號洋房	
G/F 地下	Kitchen 廚房	TV/FM Outlet 電視/收音機天線插座	-	1	1	-	1	1	-	-	1	1	
		Twin Socket Outlet 雙位電插座	2	4	4	2	8	7	4	3	4	4	
		Fused Spur Unit 保險絲電源接線位	4	3	3	2	2	2	3	4	3	3	
		Single Socket Outlet 單位電插座	-	6	7	10	-	-	-	7	7	7	
		Water Inlet Connection Point for Washing Machine 洗衣機來水位	-	-	1	-	1	1	-	1	1	1	
		Water Outlet Connection Point for Washing Machine 洗衣機去水位	-	-	1	-	1	1	-	1	1	1	
		Town Gas Connection Point 煤氣接駁點	1	2	2	1	1	1	1	1	1	2	2
		Lighting Switch (1-gang) 單位燈掣	-	-	-	-	1	1	-	-	-	-	-
		Lighting Switch (2-gang) 雙位燈掣	3	2	2	2	-	-	3	3	-	-	
		Lighting Point 燈位	17	9	9	16	2	3	14	6	7	7	
		Curtain Switch (1-gang) 單位窗簾開關掣	2	-	-	1	-	-	1	1	-	-	
		Curtain Switch (2-gang) 雙位窗簾開關掣	-	-	-	1	-	-	-	1	-	-	
		Fused Spur Unit for Curtain 保險絲電源接線位(窗簾)	2	-	-	3	-	-	1	3	-	-	
		Socket Outlet for Gas Burner 煮食爐插座	2	3	3	-	-	-	1	2	3	3	
		Switch for Exhaust Fan 抽氣扇開關掣	1	1	1	1	1	1	1	1	-	-	
	Video Doorphone Headset 視像對講機	1	1	1	1	1	1	1	2	2	2		
	Living/Dining Room Lavatory 客/飯廳之洗手間	Fused Spur Unit 保險絲電源接線位	1	1	1	1	1	1	1	1	-	-	
		Lighting Point 燈位	2	4	4	4	1	1	3	2	1	1	
		Lighting Switch (1-gang) 單位燈掣	-	-	-	1	-	-	1	1	-	-	
		Single Socket Outlet 單位電插座	1	1	1	-	1	-	1	-	1	1	
		Switch for Exhaust Fan 抽氣扇開關掣	-	-	-	1	-	-	1	1	-	-	
	Store Room 儲物室	Main Distribution Board 總配電箱	1	1	1	2	1	1	1	1	1	-	-
		Single Socket Outlet 單位電插座	-	1	1	1	1	1	1	2	-	-	
		Twin Socket Outlet 雙位電插座	1	1	1	-	-	-	1	-	-	-	
		Fused Spur Unit 保險絲電源接線位	3	6	6	6	6	2	1	2	-	-	
		Lighting Switch (1-gang) 單位燈掣	1	2	2	2	2	1	-	2	-	-	
		Lighting Switch (2-gang) 雙位燈掣	-	-	-	-	-	-	1	-	-	-	
		Lighting Point 燈位	2	2	2	3	1	1	3	2	-	-	
		Fused Spur Unit for ELV 保險絲電源接線位(弱電)	2	2	2	2	2	2	2	4	-	-	
		Switch for Exhaust Fan 抽氣扇開關掣	1	1	1	1	1	1	1	1	-	-	
		Video Doorphone Headset 視像對講機	1	1	1	1	1	1	1	-	-	-	
		Water Inlet Connection Point for Washing Machine 洗衣機來水位	-	1	-	1	-	-	-	-	-	-	
		Water Outlet Connection Point for Washing Machine 洗衣機去水位	-	1	-	1	-	-	-	-	-	-	
	Store Room Lavatory 儲物室之洗手間	Single Socket Outlet 單位電插座	-	1	1	-	-	-	-	-	-	-	
		Fused Spur Unit 保險絲電源接線位	1	-	-	1	1	1	1	1	-	-	
		Lighting Point 燈位	2	2	2	2	1	1	2	1	-	-	
	Staircase 樓梯	Single Socket Outlet 單位電插座	1	-	-	-	-	-	1	1	-	-	
		Lighting Switch (1-gang) 單位燈掣	1	1	-	-	1	4	-	-	1	1	
		Lighting Switch (2-gang) 雙位燈掣	2	-	-	1	-	-	-	1	-	-	
		Lighting Point 燈位	6	6	6	6	3	2	8	5	10	10	
	Garden 花園	Free Locate Switch 遙控掣	-	-	-	1	-	-	-	1	-	-	
		CCTV Camera 閉路電視	3	-	-	-	-	-	-	-	-	-	
Lighting Point 燈位		-	6	7	10	5	5	5	5	5	5		
Weatherproof Socket Outlet 防水插座		2	1	1	1	1	1	-	1	1	1		
Water Inlet Connection Point 來水位	-	-	-	1	-	-	-	-	-	-			

23 | FITTINGS, FINISHES AND APPLIANCES

裝置、裝修物料及設備

Schedule of Mechanical and Electrical Provisions 機電裝置數量說明表

Floor 樓層	Location 位置	Provision 裝置	House 1 1號洋房	House 2 2號洋房	House 3 3號洋房	House 5 5號洋房	House 6 6號洋房	House 7 7號洋房	House 8 8號洋房	House 9 9號洋房	House 10 10號洋房	House 11 11號洋房	
1/F 一樓	Bedroom (1) 睡房(1)	TV/FM Outlet 電視/收音機天線插座	1	1	1	1	1	1	1	1	1	1	
		Telephone / Data Outlet 電話/數據插座	-	-	-	-	1	1	-	1	-	-	
		Single Socket Outlet 單位電插座	9	3	3	9	4	3	7	5	4	4	
		Twin Socket Outlet 雙位電插座	-	2	2	2	-	2	2	4	2	2	
		Fused Spur Unit 保險絲電源接線位	3	2	2	2	2	2	3	2	3	3	
		Lighting Switch (1-gang) 單位燈掣	2	3	3	-	2	2	-	-	3	3	
		Lighting Switch (2-gang) 雙位燈掣	3	3	3	3	-	-	3	3	3	3	
		Lighting Point 燈位	18	11	11	20	2	3	12	15	9	9	
		Telephone Outlet 電話插座	2	2	2	2	-	-	2	2	2	2	
		Data Outlet 數據插座	1	1	1	1	-	-	1	-	1	1	
		Fused Spur Unit for Curtain 保險絲電源接線位(窗簾)	2	2	2	1	2	2	2	1	3	3	
		Curtain Switch (1-gang) 單位窗簾開關掣	-	-	-	1	-	-	-	1	-	-	
		Curtain Switch (2-gang) 雙位窗簾開關掣	1	-	-	-	-	-	2	-	-	-	
		Switch for Exhaust Fan 抽氣扇開關掣	1	1	1	1	1	1	-	1	1	1	
	Free Locate Switch 遙控掣	-	-	-	1	-	-	-	1	-	-		
	Bathroom at Bedroom (1) 睡房(1)之浴室	Single Socket Outlet 單位電插座	2	1	1	1	1	-	1	1	1	1	
		Fused Spur Unit 保險絲電源接線位	1	3	3	2	2	2	1	2	3	3	
		Gas Water Heater Thermostat 煤氣熱水爐溫度掣	1	1	1	1	1	1	1	1	1	1	
		Lighting Point 燈位	8	6	6	3	2	2	8	8	6	6	
		Lighting Switch (2-gang) 雙位燈掣	-	-	-	-	-	-	1	-	-	-	
		TV/FM Outlet 電視/收音機天線插座	1	-	-	-	-	-	-	-	-	-	
		Data Outlet 數據插座	1	-	-	-	-	-	-	-	-	-	
	Corridor 走廊	Lighting Switch (1-gang) 單位燈掣	5	1	1	-	1	2	-	-	1	1	
		Lighting Switch (2-gang) 雙位燈掣	-	1	1	-	-	-	-	-	-	-	
		Lighting Point 燈位	8	3	3	4	5	2	2	-	3	3	
		TV/FM Outlet 電視/收音機天線插座	-	-	-	-	1	-	-	-	-	-	
		Telephone Outlet 電話插座	-	-	-	-	1	-	-	-	-	-	
		Single Socket Outlet 單位電插座	-	1	1	-	1	-	-	-	1	1	
		Twin Socket Outlet 雙位電插座	-	-	-	1	2	-	-	1	-	-	
		Fused Spur Unit 保險絲電源接線位	-	1	1	-	5	1	1	1	-	-	
	Fused Spur Unit for Curtain 保險絲電源接線位(窗簾)	-	2	2	-	-	-	-	-	-	-		
	Bedroom (2) 睡房(2)	TV/FM Outlet 電視/收音機天線插座	1	1	1	1	1	1	1	1	1	-	-
		Telephone / Data Outlet 電話/數據插座	-	-	-	-	1	1	-	1	-	-	
		Single Socket Outlet 單位電插座	6	4	4	9	2	2	7	5	-	-	
		Twin Socket Outlet 雙位電插座	2	2	2	2	2	2	2	4	-	-	
		Fused Spur Unit 保險絲電源接線位	2	2	2	3	3	1	2	1	-	-	
		Lighting Switch (1-gang) 單位燈掣	1	3	3	-	2	2	1	1	-	-	
		Lighting Switch (2-gang) 雙位燈掣	4	3	3	3	-	-	2	2	-	-	
		Lighting Point 燈位	22	9	9	27	2	2	21	19	-	-	
		Telephone Outlet 電話插座	1	2	2	2	-	-	2	2	-	-	
		Data Outlet 數據插座	1	1	1	1	-	-	1	-	-	-	
		Fused Spur Unit for Curtain 保險絲電源接線位(窗簾)	2	3	3	3	2	2	2	2	-	-	
Switch for Exhaust Fan 抽氣扇開關掣		1	1	1	1	1	1	-	1	-	-		
Curtain Switch (1-gang) 單位窗簾開關掣		-	-	-	1	-	-	-	-	-	-		
Curtain Switch (2-gang) 雙位窗簾開關掣		1	-	-	1	-	-	1	1	-	-		
Free Locate Switch 遙控掣	-	-	-	1	-	-	-	1	-	-			

23 | FITTINGS, FINISHES AND APPLIANCES

裝置、裝修物料及設備

Schedule of Mechanical and Electrical Provisions 機電裝置數量說明表

Floor 樓層	Location 位置	Provision 裝置	House 1 1號洋房	House 2 2號洋房	House 3 3號洋房	House 5 5號洋房	House 6 6號洋房	House 7 7號洋房	House 8 8號洋房	House 9 9號洋房	House 10 10號洋房	House 11 11號洋房	
1/F 一樓	Walk-in Closet at Bedroom (2) 睡房(2)之衣帽間	13A Single Socket Outlet 13A單位電插座	-	1	1	-	-	-	-	-	-	-	
		Fused Spur Unit 保險絲電源接線位	-	2	2	-	-	-	-	-	-	-	
		Lighting Point 燈位	-	3	3	-	-	-	-	-	-	-	
	Bathroom at Bedroom (2) 睡房(2)之浴室	Single Socket Outlet 單位電插座	2	1	1	1	1	1	1	1	1	-	-
		Fused Spur Unit 保險絲電源接線位	1	1	1	3	1	2	1	4	-	-	
		Gas Water Heater Thermostat 煤氣熱水爐溫度掣	1	1	1	1	1	1	1	1	1	-	-
		Lighting Point 燈位	10	7	7	8	3	2	12	8	-	-	
		Lighting Switch (2-gang) 雙位燈掣	-	-	-	-	-	-	1	-	-	-	
		TV/FM Outlet 電視及收音機天線插座	1	-	-	-	-	-	-	-	-	-	
		Data Outlet 數據插座	1	-	-	-	-	-	-	-	-	-	
		Switch for Exhaust Fan 抽氣扇開關掣	-	-	-	-	-	-	1	-	-	-	
	Family Room 家庭廳	TV/FM Outlet 電視/收音機天線插座	1	1	1	2	-	-	-	-	-	1	1
		Telephone Outlet 電話插座	-	-	-	3	-	-	-	-	-	2	2
		Data Outlet 數據插座	1	-	-	2	-	-	-	-	-	1	1
		Twin Socket Outlet 雙位電插座	1	2	2	2	-	-	-	-	-	2	2
		Lighting Switch (1-gang) 單位燈掣	-	-	-	-	-	-	-	-	-	3	3
		Lighting Switch (2-gang) 雙位燈掣	-	1	1	-	-	-	-	-	-	3	3
		Lighting Point 燈位	8	5	5	15	-	-	-	-	-	11	11
		Fused Spur Unit 保險絲電源接線位	1	1	1	-	-	-	-	-	-	3	3
		Single Socket Outlet 單位電插座	4	2	2	2	-	-	-	-	-	4	4
		Fused Spur Unit for Curtain 保險絲電源接線位(窗簾)	1	2	2	1	-	-	-	-	-	3	3
	Bathroom at Family Room 家庭廳之浴室	Single Socket Outlet 單位電插座	-	-	-	-	-	-	-	-	-	1	1
		Fused Spur Unit 保險絲電源接線位	-	-	-	-	-	-	-	-	-	1	1
		Lighting Point 燈位	-	-	-	-	-	-	-	-	-	4	4
		Gas Water Heater Thermostat 煤氣熱水爐溫度掣	-	-	-	-	-	-	-	-	-	1	1
	Staircase 樓梯	Single Socket Outlet 單位電插座	1	-	-	-	-	-	-	1	1	-	-
		Twin Socket Outlet 雙位電插座	-	1	1	-	-	-	-	-	-	-	-
Lighting Switch (1-gang) 單位燈掣		2	1	1	1	1	1	1	2	1	1	1	
Lighting Switch (2-gang) 雙位燈掣		1	2	2	2	-	-	1	1	1	1	1	
Lighting Point 燈位		3	4	4	6	2	2	8	6	4	4	4	
Curtain Switch (1-gang) 單位窗簾開關掣		-	-	-	1	-	-	-	-	-	-	-	
2/F 二樓	Master Bedroom 主人睡房	TV/FM Outlet 電視/收音機天線插座	1	1	1	1	2	2	1	1	1	-	-
		Telephone / Data Outlet 電話/數據插座	1	-	-	-	1	1	1	1	1	-	-
		Single Socket Outlet 單位電插座	7	5	5	7	2	2	5	4	4	-	-
		Twin Socket Outlet 雙位電插座	4	2	2	2	2	2	2	4	4	-	-
		Fused Spur Unit 保險絲電源接線位	2	3	3	4	4	4	2	4	4	-	-
		Panic Alarm Push Button 警報器按鈕	1	1	1	1	1	1	-	1	1	-	-
		Lighting Switch (1-gang) 單位燈掣	3	3	3	-	2	2	-	1	1	-	-
		Lighting Switch (2-gang) 雙位燈掣	5	3	3	3	-	-	3	2	2	-	-
		Lighting Point 燈位	24	10	10	25	3	2	17	13	13	-	-
		Data Outlet 數據插座	1	1	1	1	-	-	1	-	-	-	-
		Telephone Outlet 電話插座	2	2	2	2	-	-	2	2	2	-	-
		Fused Spur Unit for Curtain 保險絲電源接線位(窗簾)	2	2	2	3	2	2	2	2	2	-	-
		Switch for Exhaust Fan 抽氣扇開關掣	1	1	1	1	1	1	1	-	1	-	-

23 | FITTINGS, FINISHES AND APPLIANCES

裝置、裝修物料及設備

Schedule of Mechanical and Electrical Provisions 機電裝置數量說明表

Floor 樓層	Location 位置	Provision 裝置	House 1 1號洋房	House 2 2號洋房	House 3 3號洋房	House 5 5號洋房	House 6 6號洋房	House 7 7號洋房	House 8 8號洋房	House 9 9號洋房	House 10 10號洋房	House 11 11號洋房	
2/F 二樓	Master Bedroom 主人睡房	Curtain Switch (1-gang) 單位窗簾開關掣	-	-	-	1	-	-	-	-	-	-	
		Curtain Switch (2-gang) 雙位窗簾開關掣	1	-	-	1	-	-	1	1	-	-	
		Free Locate Switch 遙控掣	-	-	-	1	-	-	-	-	1	-	-
	Walk-in Closet at Master Bedroom 主人睡房之衣帽間	13A Single Socket Outlet 13A單位電插座	-	1	1	-	-	-	-	-	-	-	-
		Fused Spur Unit for Curtain 保險絲電源接線位(窗簾)	-	2	2	-	-	-	-	-	-	-	-
		Lighting Point 燈位	-	3	3	-	-	-	-	-	-	-	-
	Bathroom at Master Bedroom 主人睡房之浴室	Single Socket Outlet 單位電插座	3	1	1	1	2	1	2	2	-	-	-
		Twin Socket Outlet 雙位電插座	-	-	-	-	-	-	-	-	1	-	-
		Fused Spur Unit 保險絲電源接線位	1	1	1	2	1	2	1	3	-	-	-
		TV/FM Outlet 電視/收音機天線插座	1	-	-	-	1	1	-	-	-	-	-
		Gas Water Heater Thermostat 煤氣熱水爐溫度掣	1	1	1	1	1	1	1	1	1	-	-
		Lighting Point 燈位	14	4	7	9	3	2	11	9	-	-	-
		Lighting Switch (2-gang) 雙位燈掣	-	-	-	-	-	-	2	-	-	-	-
		Data Outlet 數據插座	1	-	-	-	-	-	-	-	-	-	-
	Bedroom (2) 睡房(2)	TV/FM Outlet 電視/收音機天線插座	-	-	-	-	-	-	-	-	-	1	1
		Telephone Outlet 電話插座	-	-	-	-	-	-	-	-	-	2	2
		Data Outlet 數據插座	-	-	-	-	-	-	-	-	-	1	1
		Single Socket Outlet 單位電插座	-	-	-	-	-	-	-	-	-	4	4
		Twin Socket Outlet 雙位電插座	-	-	-	-	-	-	-	-	-	2	2
		Fused Spur Unit 保險絲電源接線位	-	-	-	-	-	-	-	-	-	3	3
		Lighting Switch (1-gang) 單位燈掣	-	-	-	-	-	-	-	-	-	3	3
		Lighting Switch (2-gang) 雙位燈掣	-	-	-	-	-	-	-	-	-	3	3
		Switch for Exhaust Fan 抽氣扇開關掣	-	-	-	-	-	-	-	-	-	1	1
		Lighting Point 燈位	-	-	-	-	-	-	-	-	-	11	11
		Fused Spur Unit for Curtain 保險絲電源接線位(窗簾)	-	-	-	-	-	-	-	-	-	3	3
	Bathroom at Bedroom (2) 睡房(2)之浴室	Single Socket Outlet 單位電插座	-	-	-	-	-	-	-	-	-	1	1
		Fused Spur Unit 保險絲電源接線位	-	-	-	-	-	-	-	-	-	1	1
		Gas Water Heater Thermostat 煤氣熱水爐溫度掣	-	-	-	-	-	-	-	-	-	1	1
		Lighting Point 燈位	-	-	-	-	-	-	-	-	-	7	7
	Bedroom (3) 睡房(3)	TV/FM Outlet 電視/收音機天線插座	1	1	1	1	2	1	1	1	-	1	1
Telephone / Data Outlet 電話/數據插座		-	-	-	-	2	1	-	1	-	-	-	
Telephone Outlet 電話插座		1	2	2	1	1	-	2	-	2	2	2	
Data Outlet 數據插座		1	1	1	1	-	-	2	-	1	1	1	
Single Socket Outlet 單位電插座		12	3	3	9	3	3	6	5	5	5	5	
Twin Socket Outlet 雙位電插座		4	2	2	2	2	2	4	3	2	2	2	
Fused Spur Unit 保險絲電源接線位		2	2	2	7	3	3	2	4	2	2	2	
Lighting Switch (1-gang) 單位燈掣		1	3	3	1	1	2	1	-	3	3	3	
Lighting Switch (2-gang) 雙位燈掣		3	3	3	4	1	-	2	3	3	3	3	
Lighting Point 燈位		27	15	15	29	3	3	15	14	9	9	9	
Curtain Switch (2-gang) 雙位窗簾開關掣		1	-	-	-	-	-	3	-	-	-	-	
Single Curtain Switch (1-gang) 單位窗簾開關掣		-	-	-	2	-	-	-	2	-	-	-	
Fused Spur Unit for Curtain 保險絲電源接線位(窗簾)		2	5	5	2	2	2	3	2	3	3	3	
Switch for Exhaust Fan 抽氣扇開關掣		1	1	1	1	1	1	-	-	1	1	1	
Free Locate Switch 遙控掣	-	-	-	1	-	-	-	-	1	-	-		

23 | FITTINGS, FINISHES AND APPLIANCES

裝置、裝修物料及設備

Schedule of Mechanical and Electrical Provisions 機電裝置數量說明表

Floor 樓層	Location 位置	Provision 裝置	House 1 1號洋房	House 2 2號洋房	House 3 3號洋房	House 5 5號洋房	House 6 6號洋房	House 7 7號洋房	House 8 8號洋房	House 9 9號洋房	House 10 10號洋房	House 11 11號洋房	
2/F 二樓	Bathroom at Bedroom (3) 睡房(3)之浴室	Single Socket Outlet 單位電插座	2	1	1	1	1	1	-	-	1	1	
		Fused Spur Unit 保險絲電源接線位	1	3	3	1	1	1	-	-	3	3	
		Gas Water Heater Thermostat 煤氣熱水爐溫度掣	1	1	1	1	1	1	-	-	1	1	
		Lighting Point 燈位	6	7	7	7	3	2	-	-	6	6	
		TV/FM Outlet 電視及收音機天線插座	1	-	-	-	-	-	-	-	-	-	-
		Data Outlet 數據插座	1	-	-	-	-	-	-	-	-	-	-
	Corridor 走廊	Single Socket Outlet 單位電插座	1	1	1	2	1	1	-	-	1	1	
		Twin Socket Outlet 雙位電插座	-	-	-	-	-	-	-	-	1	-	-
		Fused Spur Unit 保險絲電源接線位	1	2	3	2	2	1	-	1	-	-	
		Lighting Switch (1-gang) 單位燈掣	1	2	2	-	2	2	-	-	-	1	1
		Lighting Switch (2-gang) 雙位燈掣	-	-	-	-	-	-	-	-	-	-	-
	Lighting Point 燈位	28	5	5	3	3	2	5	5	3	3		
	Staircase 樓梯	Single Socket Outlet 單位電插座	1	-	-	-	-	-	-	1	1	-	-
		Twin Socket Outlet 雙位電插座	-	1	1	-	-	-	-	-	-	-	-
		Lighting Switch (1-gang) 單位燈掣	3	-	-	-	1	1	-	1	1	1	1
		Lighting Switch (2-gang) 雙位燈掣	1	2	2	2	-	-	3	2	1	1	
		Lighting Point 燈位	3	4	4	6	2	2	7	8	4	4	
		Curtain Switch (1-gang) 單位窗簾開關掣	-	-	-	1	-	-	-	-	-	-	-
Fused Spur Unit 保險絲電源接線位	-	1	1	-	-	-	-	-	-	-	-		
3/F 三樓	Master Bedroom 主人睡房	TV/FM Outlet 電視/收音機天線插座	-	-	-	-	-	-	-	-	1	1	
		Telephone Outlet 電話插座	-	-	-	-	-	-	-	-	2	2	
		Data Outlet 數據插座	-	-	-	-	-	-	-	-	1	1	
		Single Socket Outlet 單位電插座	-	-	-	-	-	-	-	-	5	5	
		Twin Socket Outlet 雙位電插座	-	-	-	-	-	-	-	-	2	2	
		Fused Spur Unit 保險絲電源接線位	-	-	-	-	-	-	-	-	4	4	
		Panic Alarm Push Button 警報器按鈕	-	-	-	-	-	-	-	-	1	1	
		Lighting Switch (1-gang) 單位燈掣	-	-	-	-	-	-	-	-	3	3	
		Lighting Switch (2-gang) 雙位燈掣	-	-	-	-	-	-	-	-	2	2	
		Lighting Point 燈位	-	-	-	-	-	-	-	-	10	10	
		Switch for Exhaust Fan 抽氣扇開關掣	-	-	-	-	-	-	-	-	1	1	
	Fused Spur Unit for Curtain 保險絲電源接線位(窗簾)	-	-	-	-	-	-	-	-	3	3		
	Walk-in Closet at Master Bedroom 主人睡房之衣帽間	Single Socket Outlet 單位電插座	-	-	-	-	-	-	-	-	1	1	
		Double Pole Switch 雙極開關掣	-	-	-	-	-	-	-	-	1	1	
		Lighting Switch (1-gang) 單位燈掣	-	-	-	-	-	-	-	-	1	1	
		Lighting Switch (2-gang) 雙位燈掣	-	-	-	-	-	-	-	-	1	1	
		Lighting Point 燈位	-	-	-	-	-	-	-	-	4	4	
	Bathroom at Master Bedroom 主人睡房之浴室	Single Socket Outlet 單位電插座	-	-	-	-	-	-	-	-	1	1	
Fused Spur Unit 保險絲電源接線位		-	-	-	-	-	-	-	-	3	3		
Gas Water Heater Thermostat 煤氣熱水爐溫度掣		-	-	-	-	-	-	-	-	1	1		
TV/FM Outlet 電視/收音機天線插座		-	-	-	-	-	-	-	-	-	-		
Lighting Point 燈位		-	-	-	-	-	-	-	-	7	7		

23 | FITTINGS, FINISHES AND APPLIANCES

裝置、裝修物料及設備

Schedule of Mechanical and Electrical Provisions 機電裝置數量說明表

Floor 樓層	Location 位置	Provision 裝置	House 1 1號洋房	House 2 2號洋房	House 3 3號洋房	House 5 5號洋房	House 6 6號洋房	House 7 7號洋房	House 8 8號洋房	House 9 9號洋房	House 10 10號洋房	House 11 11號洋房	
3/F 三樓	Corridor 走廊	Single Socket Outlet 單位電插座	-	-	-	-	-	-	-	-	1	1	
		Fused Spur Unit 保險絲電源接線位	-	-	-	-	-	-	-	-	-	-	
		Lighting Switch (1-gang) 單位燈掣	-	-	-	-	-	-	-	-	-	2	2
		Lighting Point 燈位	-	-	-	-	-	-	-	-	-	5	5
	Staircase 樓梯	Lighting Switch (1-gang) 單位燈掣	-	-	-	-	-	-	-	-	-	1	1
		Lighting Switch (2-gang) 雙位燈掣	-	-	-	-	-	-	-	-	-	1	1
		Lighting Point 燈位	-	-	-	-	-	-	-	-	-	5	5
	Flat Roof 平台	Weatherproof Socket Outlet 防水電插座	-	-	-	-	-	-	-	-	-	2	2
		CCTV Camera 閉路電視	-	-	-	-	-	-	-	-	-	1	1
Lighting Point 燈位		-	-	-	-	-	-	-	-	-	4	4	
Roof 天台	Flat Roof 平台	Weatherproof Socket Outlet 防水電插座	4	4	4	4	4	4	4	4	3	3	
		CCTV Camera 閉路電視	3	3	3	3	3	3	3	3	3	2	2
		Lighting Point 燈位	21	11	11	11	11	10	24	10	7	7	
		Weatherproof Fused Spur Unit 防水保險絲電源接線位	2	2	2	2	2	2	2	2	2	-	-
		Fingerprint Reader 指紋閱讀器	1	1	1	1	1	1	1	1	1	1	1
	Staircase 樓梯	Lighting Switch (1-gang) 單位燈掣	-	1	1	-	1	1	1	1	-	1	1
		Lighting Switch (2-gang) 雙位燈掣	1	1	1	2	1	1	1	1	2	1	1
		Lighting Point 燈位	5	1	1	2	1	1	1	1	8	1	1
		Fused Spur Unit 保險絲電源接線位	-	-	-	-	-	-	-	-	-	1	1
Upper Roof 上層天台	Upper Roof 上層天台	Weatherproof Isolator 防水開關掣	2	2	2	2	2	2	2	2	2	2	

24 | SERVICE AGREEMENTS 服務協議

Potable and flushing water is supplied by Water Supplies Department.

食水及沖廁水由水務署供應。

Electricity is supplied by CLP Power Hong Kong Limited.

電力由中華電力有限公司供應。

Town gas is supplied by The Hong Kong and China Gas Company Limited.

煤氣由香港中華煤氣有限公司供應。

25 | GOVERNMENT RENT 地稅

The owner is liable for the Government rent payable for the specified residential property up to and including the date of the assignment of the specified residential property.

擁有人有法律責任繳付該指明住宅物業直至該指明住宅物業的業權轉讓日期 (包括該日) 為止的地稅。

26 | MISCELLANEOUS PAYMENTS BY PURCHASER 買方的雜項付款

1. On the delivery of the vacant possession of the specified residential property to the purchaser, the purchaser is liable to reimburse the Owner for the deposits for water, electricity and gas.
2. On that delivery, the purchaser is also liable to pay to the Owner a debris removal fee.

1. 在向買方交付指明住宅物業在空置情況下的管有權時，買方須負責向擁有人補還水、電力及氣體的按金。
2. 在交付時，買方須向擁有人支付清理廢料的費用。

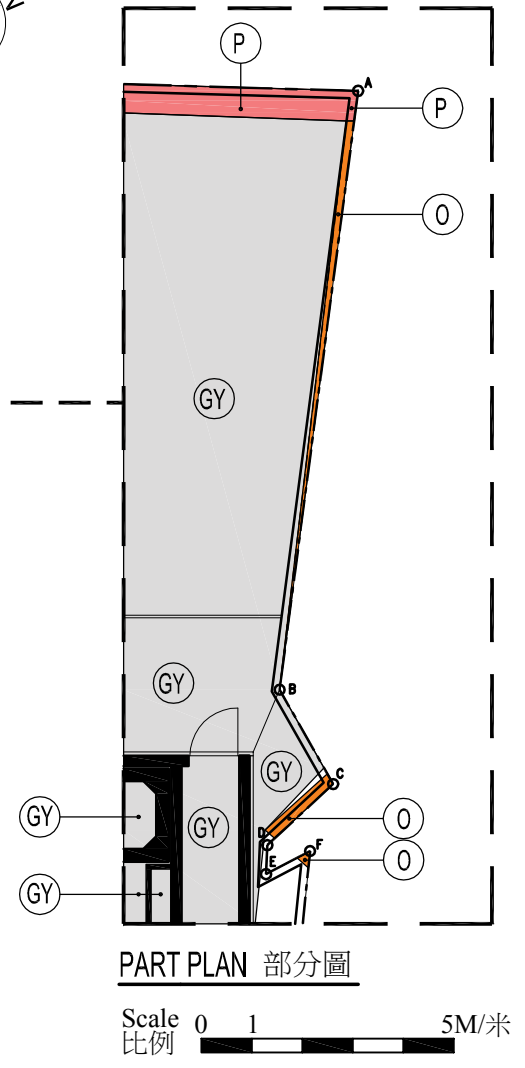
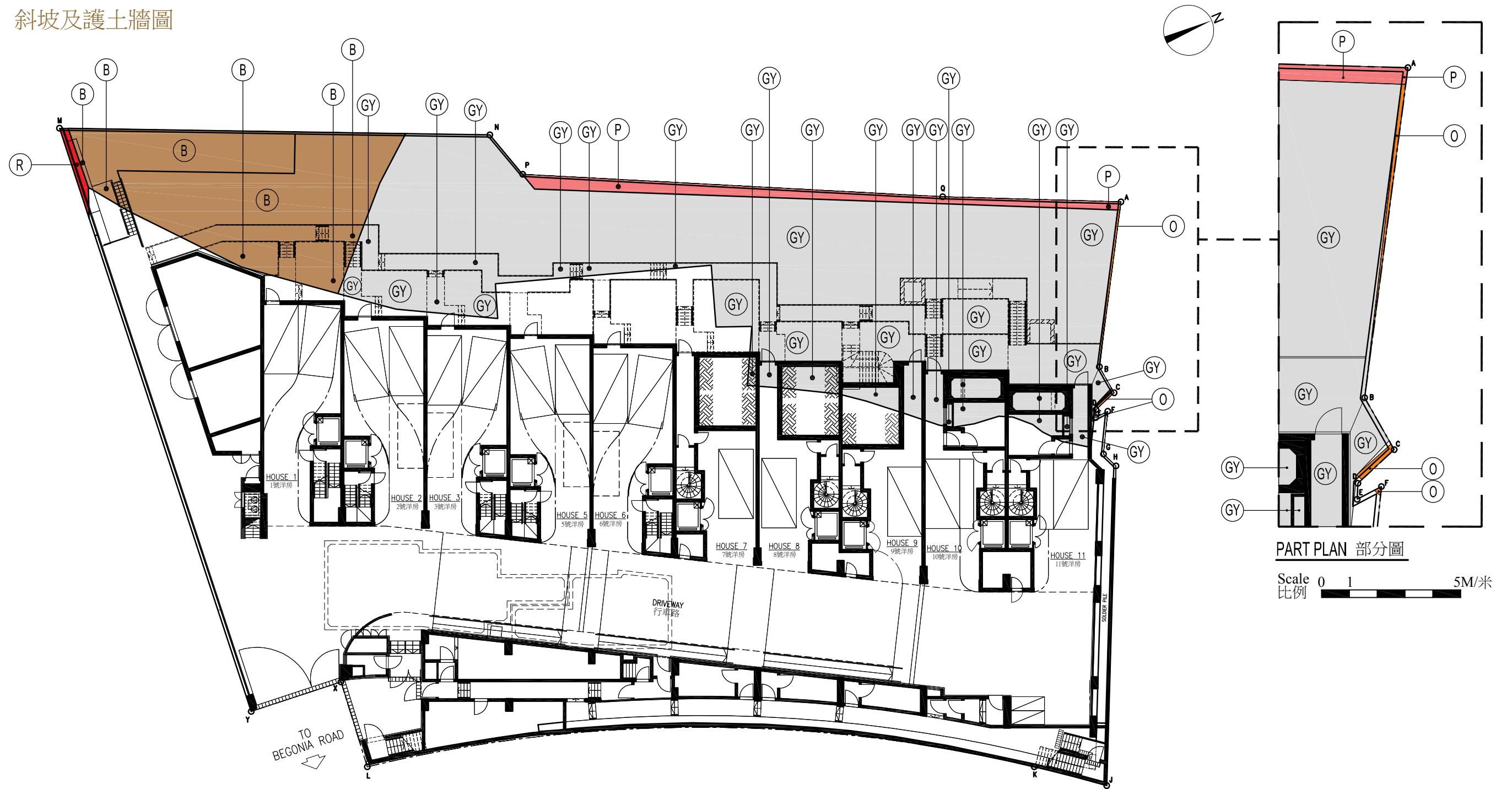
27 | DEFECT LIABILITY WARRANTY PERIOD 欠妥之處的保養責任期

Defect liability warranty period for the specified residential property and the fittings, finishes and appliances as provided in the agreement for sale and purchase is within 6 months after the date of completion of the sale and purchase.

按買賣合約的規定，指明住宅物業內的裝置、裝修物料及設備之欠妥之處的保養責任期為指明住宅物業的成交日期之後6個月內。

SLOPES AND RETAINING WALLS PLAN

斜坡及護土牆圖



LEGEND:

Red	(R)	Registered Slope & Retaining Wall (Feature Ref. No.: 11NW-B/CR33(1))	已登記斜坡及護土牆 (斜坡登記編號: 11NW-B/CR33(1))
Brown	(B)	Registered Slope & Retaining Wall (Feature Ref. No.: 11NW-B/CR33(2))	已登記斜坡及護土牆 (斜坡登記編號: 11NW-B/CR33(2))
Pink	(P)	Registered Slope & Retaining Wall (Feature Ref. No.: 11NW-B/FR360(1))	已登記斜坡及護土牆 (斜坡登記編號: 11NW-B/FR360(1))
Orange	(O)	Registered Slope & Retaining Wall (Feature Ref. No.: 11NW-B/FR360(2))	已登記斜坡及護土牆 (斜坡登記編號: 11NW-B/FR360(2))
Grey	(GY)	Registered Slope & Retaining Wall (Feature Ref. No.: 11NW-B/FR360(3))	已登記斜坡及護土牆 (斜坡登記編號: 11NW-B/FR360(3))

Scale 0 1 5M/米
比例 0 1 5M/米

The land grant requires the owners of the residential properties in the Development to maintain slope at their own cost. The terms of the requirement are as follows:

- No building or structure or support for any building or structure (other than the boundary walls or fences or both which are erected in accordance with the General and Special Conditions of the land grant and the Water Main (whether before or after the diversion)) shall be erected or constructed or permitted to be erected or constructed and no material of whatsoever nature shall be placed or stored on, over, under, above, below or within the area shown coloured pink hatched black on the plan annexed to the land grant (the “Pink Hatched Black Area”).
- Without prejudice to the generality of the Purchaser’s obligations under the General and Special Conditions of the land grant, the Purchaser shall at his own expense carry out and complete to the satisfaction of the Director such geotechnical investigations and slope treatment works within the Pink Hatched Black Area as the Director in his absolute discretion may require and shall at all times during the term agreed to be granted by the land grant, at his own expense, maintain in good and substantial repair and condition to the satisfaction of the Director the Pink Hatched Black Area including all slope treatment works therein and thereon.
- The Purchaser shall not cut away, remove or set back any Government land adjacent to or adjoining the lot or carry out any building up, filling in or any slope treatment works of any kind whatsoever on any Government land except with the prior written consent of the Director who may, at his sole discretion, give his consent subject to such terms and conditions as he sees fit, including the grant of additional Government land as an extension to the lot at such premium as he may determine.
- Where there is or has been any cutting away, removal or setting back of any land, or any building up or filling in or any slope treatment works of any kind whatsoever, whether with or without the prior written consent of the Director, either within the lot or on any Government land, which is or was done for the purpose of or in connection with the formation, levelling or development of the lot or any part thereof or any other works required to be done by the Purchaser under the General and Special Conditions of the land grant, or for any other purpose, the Purchaser shall at his own expense carry out and construct such slope treatment works, retaining walls or other support, protection, drainage or ancillary or other works as shall or may then or at any time thereafter be necessary to protect and support such land within the lot and also any adjacent or adjoining Government or leased land and to obviate and prevent any falling away, landslip or subsidence occurring thereafter. The Purchaser shall at all times during the term agreed to be granted by the land grant maintain at his own expense the said land, slope treatment works, retaining walls or other support, protection, drainage or ancillary or other works in good and substantial repair and condition to the satisfaction of the Director.
- Nothing in Special Condition No.(28)(a) of the land grant shall prejudice the Government’s rights under the General and Special Conditions, in particular Special Condition No.(27) hereof.
- In the event that as a result or arising out of any formation, levelling, development or other works done by the Purchaser or owing to any other reason, any falling away, landslip or subsidence occurs at any time, whether in or from any land, within the lot or from any adjacent or adjoining Government or leased land, the Purchaser shall at his own expense reinstate and make good the same to the satisfaction of the Director and shall indemnify the Government its agents and contractors from and against all costs, charges, damages, demands and claims whatsoever which shall or may be made, suffered or incurred through or by reason of such falling away, landslip or subsidence.

- In addition to any other rights or remedies provided in the land grant for breach of any of the General and Special Conditions, the Director shall be entitled by notice in writing to call upon the Purchaser to carry out, construct and maintain the said land, slope treatment works, retaining walls, or other support, protection, and drainage or ancillary or other works or to reinstate and make good any falling away, landslip or subsidence, and if the Purchaser shall neglect or fail to comply with the notice to the satisfaction of the Director within the period specified therein, the Director may forthwith execute and carry out any necessary works and the Purchaser shall on demand repay to the Government the cost thereof, together with any administrative or professional fees and charges.
- Each of the owners is obliged to contribute towards the costs of the maintenance work.
- The plan showing the slopes and retaining walls and related structures constructed or to be constructed within or outside the land on which the Development is situated is set out on page 134.
- Under the DMC, the Manager of the Development has the owners’ authority to carry out the maintenance work.

Notes:

1. The reference to the “lot” in the land grant in this section means the land on which the Development is situated.
2. The reference to the “Purchaser” in the land grant in this section means Gain Regent Company Limited and where the context in the land grant so admits or requires, includes Gain Regent Company Limited’s successors and assigns.
3. The reference to the “Director” in the land grant in this section means the “Director of Lands”.

批地文件要求該發展項目的住宅物業的業主自費維修斜坡。要求的條款如下：

- 不得在夾附於批地文件的圖則上以粉紅色並加黑色斜線顯示的地方(「粉紅色加黑色斜線地方」)之上、之下或其中建造或興建或允許他人建造或興建建築物或構築物或任何建築物或構築物的支撐物(但邊界牆或圍欄或按照批地文件的一般及特別條件規定建造的兩者，及水管(不論是改道前或改道後)則除外)，及放置或貯存任何性質的物料。
- 在不減損買方在批地文件的一般及特別條件項下的責任的情況下，買方須自費在粉紅色加黑色斜線地方進行及完成署長在運用其絕對酌情決定權可要求進行及完成的岩土工程勘察及斜坡整理工程，及在批地文件協議批予的年期內時刻自費維持粉紅色加黑色斜線地方，包括在其內及其上的斜坡整理工程在修葺良好堅固的狀況，以達致署長滿意的程度。
- 除非得到署長的事先書面同意，買方不得削去、移除或後移任何鄰近該地段或與該地段毗連的政府土地或在任何政府土地上進行任何建設、填補或任何種類的斜坡整理的工程。署長可全權酌情決定給予同意，並附加他認為合適的條款和條件予以規限，包括以署長可決定的地價授予額外政府土地作為該地段的延展。
- 當任何土地被削去、移除或後移，或當在該地段內或政府土地上進行任何建設、填補或任何種類的斜坡整理的工程時，不論是否獲得署長的事先書面同意，只要是為了該地段或其任何部份的開拓、土地平整或發展或任何其他按批地文件的一般及特別條件的要求而買方須要進行的工程或任何其他的目的，買方須自費進行及建造該斜坡整理工程、護土牆或其他支撐物、保障物、排水或附帶或其他(可能)有需要的工程，以保護及支持該地段的土地及任何鄰近或相連的政府或已批租土地，並防止之後任何泥土傾瀉、滑坡或地陷的發生。買方須在批地文件協議批出的年期內不時自費保養該土地、斜坡整理工程、護土牆或其他支撐物、保護物、排水或附帶或其他的工程在修葺良好堅固的狀況，以達致署長滿意的程度。
- 批地文件的特別條件第(28)(a)條並不損害政府在一般及特別條件項下的權利，尤其是特別條件第(27)條。
- 當買方進行開拓、土地平整、發展或其他工程或基於其他理由，而發生泥土傾瀉、滑坡或地陷，不論是否該地段的土地或任何鄰近或相連的政府或已批租的土地，買方須自費修葺使之恢復原狀，以達致署長滿意的程度。買方亦須彌償政府和其代理人和其承辦商一切因泥土傾瀉、滑坡或地陷(可能)造成、蒙受或引致的成本、支出、損失、要求和索償等。
- 除了批地文件所載關於違反任何一般及特別條件所衍生的權利或補救外，署長亦有權發出書面通知要求買方進行、建造和維修前述的土地、斜坡整理工程、護土牆或其他支撐物、保障物及排水或附帶或其他的工程或將受任何泥土傾瀉、滑坡或地陷影響的土地恢復原狀及修復。如買方忽視或沒有在書面通知書所載的指定時間內履行該書面通知，署長可即代其執行和進行任何需要工程，買方須應要求償還政府就執行和進行該等工程的費用，連同任何行政或專業的費用及收費。

- 每名擁有人均須分擔維修工程的費用。
- 顯示已經或將會在該發展項目所位於的土地之內或之外建造的斜坡及護土牆及有關構築物的圖則於第134頁列出。
- 根據公契，該發展項目的經理人獲擁有人授權進行維修工程。

備註：

1. 本環節提述的批地文件內的「該地段」一詞乃指該發展項目所位於的土地。
2. 本環節提述的批地文件內的「買方」乃指雄晉有限公司，若批地文件文意許可，該詞包括雄晉有限公司的繼任人及轉讓人。
3. 本環節提述的批地文件內的「署長」一詞乃指「地政總署署長」。

Not applicable

不適用

30 | RELEVANT INFORMATION

有關資料

- Subject to the rights of the Vendor under the DMC, no Owner shall do or erect or place or cause or permit to be done erected or placed anything on the whole of the flat roofs (or any part thereof) or the whole of the upper roof (or any part thereof) or the whole of the stairhood (or any part thereof) of his House that blocks or is likely to block off the view of other Houses.
- No trees growing on the Lot or adjacent thereto shall be interfered with without the prior written consent of the Director of Lands who may in granting consent, impose such conditions as to transplanting, compensatory landscaping or replanting as the Director of Lands may deem appropriate. If any tree is interfered with or damaged by any Owner, such Owner shall be responsible for his own act and shall indemnify all the other Owners for all losses, damages or claims that the other Owners may suffer as a result of the act of such Owner.
- No Owner shall, without the prior written approval of the Manager and the relevant Government Authorities, enclose or cause to be enclosed any of the Motor Cycle Parking Spaces or the car parking spaces forming part of the Houses.
- No Owner shall carry out or permit to be carried out washing in any part of his Unit of any motor vehicles or motor cycles that in the opinion of the Manager shall be undesirable or may be or become a nuisance, annoyance or disturbance or cause damage to the other Owners and occupiers for the time being of the Estate.
- (a) No Owner shall erect or construct or permit to be erected or constructed any building or structure or support for any building or structure (other than the boundary walls or fences or both which are erected in accordance with the Conditions and the Water Main (whether before or after the diversion)) or place or store any material of whatsoever nature on, over, under, above, below or within the Non-building Area (parts thereof forming part of the respective gardens of the House 2, the House 10 and the House 11).
(b) Without prejudice to the generality of the Owners' obligations under the Conditions, the Owners shall at their own expense carry out and complete to the satisfaction of the Director of Lands such geotechnical investigations and slope treatment works within the Non-building Area (parts thereof forming part of the respective gardens of the House 2, the House 10 and the House 11) as the Director of Lands in his absolute discretion may require and shall at all times during the term agreed to be granted under the Conditions, at their own expense, maintain in good and substantial repair and condition to the satisfaction of the Director of Land the Non-building Area (parts thereof forming part of the respective gardens of the House 2, the House 10 and the House 11) including all slope treatment works therein and thereon.
- The Motor Cycle Parking Spaces shall not be : (i) assigned except (I) together with the Undivided Shares giving the right of exclusive use and possession of a House or Houses; or (II) to a person who is already the Owner of the Undivided Shares with a right of exclusive use and possession of a House or Houses; or (ii) underlet except to the residents of the Houses PROVIDED THAT in any event not more than one Motor Cycle Parking Space shall be assigned to the Owner or underlet to the resident of any one House.
- There are architectural features and exposed pipes on external walls of all Houses.
- There are ceiling bulkheads at living room, dining room, bedrooms and carport of all Houses.
- 在不抵觸賣方在公契下的權利的情況下，業主不得在其洋房的整個平台（或其任何部份）或整個上層天台（或其任何部份）或整個梯屋（或其任何部份）做或豎立或放置或致使或允許他人做或豎立或放置任何東西阻擋或相當可能阻擋其他洋房的景觀。
- 除非得到地政總署署長事先書面同意外，不得干擾生長在該地段或其相鄰的土地上的樹木。地政總署署長給予同意時，可施加他認為適當的、關於移植、補償美化或重植的條件予以規限。如任何業主干擾或損毀任何樹木，該業主須對其自己的作為負責，及對其他業主因該業主的作為而令其他業主可能蒙受的損失、損害或申索作出彌償。
- 業主不得未經經理人及有關政府當局事先書面批准圍封或致使他人圍封任何電單車停車位或洋房內的停車位。
- 業主不得在其單位內的任何部分清洗或容許他人清洗任何汽車或電單車，如經理人認為該清洗不宜或可能對該屋苑當其時的其他業主及佔用人構成滋擾、煩擾或騷擾或導致他們受損。
- (a) 業主不得在「非建築用地」（其部分為洋房2號、洋房10號及洋房11號各自花園的一部分）之上、之下或其中建造或興建或允許他人建造或興建任何建築物或構築物或任何建築物或構築物的支撐物（但邊界牆或圍欄或按照批地書規定建造的兩者，及水管(不論是改道前或改道後)則除外），或放置或貯存任何性質的物料。
(b) 在不減損業主在批地文件項下的責任的情況下，業主須自費在非建築用地（其部分為洋房2號、洋房10號及洋房11號各自花園的一部分）進行及完成署長在運用其絕對酌情決定權可要求進行及完成的岩土工程勘察及斜坡整理工程，及在批地文件協議批予的年期內時刻自費維持非建築用地（其部分為洋房2號、洋房10號及洋房11號各自花園的一部分），包括在其內及其上的所有斜坡整理工程在修葺良好堅固的狀況，以達致署長滿意的程度。
- 電單車停車位不得 (i) 轉讓，除非 (I) 連同賦予獨有使用及管有洋房的權利的該地段的不分割份數；或 (II) 予本身已是該地段不分割份數的擁有人擁有獨有使用及管有洋房的權利的人士；或 (ii) 租賃，除非是出租予洋房的住戶。惟在任何情況下，不得超過1個電單車停車位轉讓給擁有人或租賃給洋房的住戶。
- 全部洋房外牆範圍設有建築裝飾及外牆喉管。
- 全部洋房客廳、飯廳、睡房及車庫有假陣。

31 | ADDRESS OF THE WEBSITE DESIGNATED BY THE VENDOR FOR THE DEVELOPMENT

賣方就發展項目指定的互聯網網站的網址

www.62begonia.com.hk

32 | INFORMATION IN APPLICATION FOR CONCESSION ON GROSS FLOOR AREA (GFA) OF BUILDING

申請建築物總樓面面積寬免的資料

Breakdown of GFA Concessions Obtained from All Features 獲寬免總樓面面積的設施分項

Latest information on breakdown of GFA concessions as shown on the general building plans submitted to and approved by the Building Authority (BA) prior to the printing of the sales brochure is tabulated below. Information marked (#) may be based on information provided by the authorized person if the sales brochure is printed prior to submission of the final amendment plans to the BA. The breakdown of GFA concessions may be subject to further changes until final amendment plans are submitted to and approved by the BA prior to the issuance of the occupation permit for the Development.

於印製售樓說明書前呈交予並已獲建築事務監督批准的一般建築圖則上有關總樓面面積寬免的分項的最新資料，請見下表。如印製售樓說明書時尚未呈交最終修訂圖則予建築事務監督，則有(#)號的資料可以由認可人士提供的資料作為基礎。直至最終修訂圖則於發出佔用許可證前呈交予並獲建築事務監督批准前，以下分項資料仍可能有所修改。

		Area (sq.m.) 面積(平方米)
Disregarded GFA under Building (Planning) Regulations 23(3)(b) 根據《建築物(規劃)規例》第23(3)(b)條不計算的總樓面面積		
1.	Carpark and loading/unloading area excluding public transport terminus 停車場及上落客貨地方(公共交通總站除外)	1,561.964
2.	Plant rooms and similar services 機房及相類設施	
2.1	Mandatory feature or essential plant room, area of which is limited by respective Practice Notes for Authorized Persons, Registered Structural Engineers and Registered Geotechnical Engineers (PNAP) or regulation such as lift machine room, telecommunications and broadcasting (TBE) room, refuse storage and material recovery chamber, etc. 所佔面積受相關《認可人士、註冊結構工程師及註冊岩土工程師作業備考》或規例限制的強制性設施或必要機房，例如升降機機房、電訊及廣播設備室、垃圾及物料回收房等	20.172
2.2	Mandatory feature or essential plant room, area of which is NOT limited by any PNAP or regulation such as room occupied solely by fire services installations (FSI) and equipment, meter room, transformer room, potable and flushing water tank, etc. 所佔面積不受任何《認可人士、註冊結構工程師及註冊岩土工程師作業備考》或規例限制的強制性設施或必要機房，例如僅供消防裝置及設備佔用的房間、電錶房、電力變壓房、食水及鹹水缸等	406.616
2.3	Non-mandatory or non-essential plant room such as air-conditioning plant room, air handling unit (AHU) room, etc. 非強制性或非必要機房，例如空調機房、風櫃房等	N/A 不適用
Green Features under Joint Practice Notes 1 and 2 根據聯合作業備考第1及第2號提供的環保設施		
3.	Balcony 露台	N/A 不適用
4.	Wider common corridor and lift lobby 加闊的公用走廊及升降機大堂	N/A 不適用
5.	Communal sky garden 公用空中花園	N/A 不適用
6.	Acoustic fin 隔聲鰭	N/A 不適用
7.	Wing wall, wind catcher and funnel 翼牆、捕風器及風斗	N/A 不適用
8.	Non-structural prefabricated external wall 非結構預製外牆	N/A 不適用
9.	Utility platform 工作平台	N/A 不適用
10.	Noise barrier 隔音屏障	N/A 不適用

		Area (sq.m.) 面積(平方米)
Amenity Features 適意設施		
11.	Counter, office, store, guard room and lavatory for watchman and management staff, Owners' Corporation Office 供保安人員和管理處員工使用的櫃檯、辦公室、儲物室、警衛室和廁所、業主立案法團辦公室	N/A 不適用
12.	Residential Recreational facilities including void, plant room, swimming pool filtration plant room, covered walkway etc. serving solely the recreational facilities 住宅康樂設施，包括僅供康樂設施使用的中空、機房、游泳池的濾水器機房、有蓋人行道等	N/A 不適用
13.	Covered landscaped and play area 有上蓋的園景區及遊樂場	N/A 不適用
14.	Horizontal screens/covered walkways, trellis 橫向屏障 / 有蓋人行道、花棚	N/A 不適用
15.	Larger lift shaft 擴大升降機井道	N/A 不適用
16.	Chimney shaft 煙囪管道	N/A 不適用
17.	Other non-mandatory or non-essential plant room, such as boiler room, satellite master antenna television (SMATV) room. 其他非強制性或非必要機房，例如鍋爐房、衛星電視共用天線房	N/A 不適用
18.	Pipe duct, air duct for mandatory feature or essential plant room 強制性設施或必要機房所需的管槽、氣槽	N/A 不適用
19.	Pipe duct, air duct for non-mandatory or non-essential plant room 非強制性設施或非必要機房所需的管槽、氣槽	N/A 不適用
20.	Plant room, pipe duct, air duct for environmentally friendly system and feature. 環保系統及設施所需的機房、管槽及氣槽	N/A 不適用
21.	Void in duplex domestic flat and house 複式住宅單位及洋房的中空	N/A 不適用
22.	Projections such as air-conditioning box and platform with a projection of more than 750mm from the external wall. 伸出物，如空調機箱及伸出外牆超過750毫米的平台	N/A 不適用

32 | INFORMATION IN APPLICATION FOR CONCESSION ON GROSS FLOOR AREA (GFA) OF BUILDING

申請建築物總樓面面積寬免的資料

		Area (sq.m.) 面積(平方米)
Other Exempted Items 其他項目		
23.	Refuge floor including refuge floor cum sky garden 庇護層，包括庇護層兼空中花園	N/A 不適用
24.	Other projections 其他伸出物	N/A 不適用
25.	Public transport terminus 公共交通總站	N/A 不適用
26.	Party structure and common staircase 共用構築物及樓梯	N/A 不適用
27.	Horizontal area of staircase, lift shaft and vertical duct solely serving floor accepted as not being accountable for GFA 僅供獲接納不計入總樓面面積的樓層使用的樓梯、升降機槽及垂直管道的水平面積	N/A 不適用
28.	Public passage 公眾通道	N/A 不適用
29.	Covered set back area 因建築物後移導致的覆蓋面積	N/A 不適用
Bonus GFA 額外總樓面面積		
30.	Bonus GFA 額外總樓面面積	N/A 不適用

Note:
The above table is based on the requirements as stipulated in the Practice Note for Authorized Persons, Registered Structural Engineers and Registered Geotechnical Engineers ADM-2 issued by the Buildings Department. The Buildings Department may revise such requirements from time to time as appropriate.

備註：
上述表格是根據屋宇署所發出的《認可人士、註冊結構工程師及註冊岩土工程師作業備考》ADM-2規定的要求而制訂的。屋宇署會按實際需要不時更改有關要求。

Environmental Assessment of the Building and Information on the estimated energy performance or consumption for the common parts of the Development 建築物的環境評估及發展項目的公用部分的預計能量表現或消耗的資料

The approved general building plans of this Development are not subject to the requirements stipulated in the Practice Note for Authorized Persons, Registered Structural Engineers and Registered Geotechnical Engineers APP-151 issued by the Building Authority. Environmental assessment and information on the estimated energy performance or consumption for the common parts of this Development were not required to be submitted to the Building Authority as a prerequisite for the granting of gross floor area concessions.

本發展項目的經批准一般建築圖則不受由建築事務監督發出的《認可人士、註冊結構工程師及註冊岩土工程師作業備考》APP-151規定規限。本發展項目的環境評估及公用部分的預計能量表現或消耗的資料無須呈交建築事務監督，以作為批予總樓面面積寬免的先決條件。

33 | CHANGES 改變

There may be future changes to the Development and the surrounding areas.
發展項目及其周邊地區日後可能出現改變。

34 | DATE OF PRINTING OF SALES BROCHURE 售樓說明書印製日期

25th April 2016
2016年4月25日

Examination/Revision Date 檢視/修改日期	Page Number 頁數	Revision Made 所有修改
25 th July 2016 2016年7月25日	9	Location Plan of the Development and the dates of the survey sheets are updated. 更新發展項目的所在位置圖及測繪圖之日期。
	122	Kitchen Appliances Schedule is updated. 更新廚房設備表。
24 th October 2016 2016年10月24日	9	Location Plan of the Development and the dates of the survey sheets are updated. 更新發展項目的所在位置圖及測繪圖之日期。
	142	Updated the "Examination Records". 更新「檢視紀錄」。
19 th January 2017 2017年1月19日	9	Location Plan of the Development and the dates of the survey sheets are updated. 更新發展項目的所在位置圖及測繪圖之日期。
	13	"Outline Zoning Plan" relating to the Development is updated 更新關於發展項目的「分區計劃大綱圖」。
	142	Updated the "Examination Records". 更新「檢視紀錄」。
11 th April 2017 2017年4月11日	8	Revised the "Information on Property Management" of the Development. 更改發展項目的「物業管理的資料」。
	9	Location Plan of the Development and the dates of the survey sheets are updated. 更新發展項目的所在位置圖及測繪圖之日期。
	12	"Outline Zoning Plan" relating to the Development is updated 更新關於發展項目的「分區計劃大綱圖」。
	34, 36 & 38	Updated the "Floor Plans of Residential Properties in the Development". 更新「發展項目的住宅物業的樓面平面圖」。
	100 - 133	Updated the "Fittings, Finishes And Appliances". 更新「裝置、裝修物料及設備」。
	144	Updated the "Examination Records". 更新「檢視紀錄」。
10 th July 2017 2017年7月10日	9	Location Plan of the Development and the dates of the survey sheets are updated. 更新發展項目的所在位置圖及測繪圖之日期。
	56, 58 & 60	Updated the "Floor Plans of Residential Properties in the Development". 更新「發展項目的住宅物業的樓面平面圖」。
	101 - 117, 128 - 129, 132 - 137	Updated the "Fittings, Finishes And Appliances". 更新「裝置、裝修物料及設備」。
	148	Updated the "Examination Records". 更新「檢視紀錄」。

Examination/Revision Date 檢視/修改日期	Page Number 頁數	Revision Made 所有修改
9 th October 2017 2017年10月9日	1 - 4	"Notes to Purchasers of First-hand Residential Properties" is updated. 更新「一手住宅物業買家須知」。
	9	Location Plan of the Development is updated. 更新發展項目的所在位置圖。
	10	Aerial Photograph of the Development is updated. 更新發展項目的鳥瞰照片。
	10a (加頁 Additional Page)	Aerial Photograph of the Development is updated. 更新發展項目的鳥瞰照片。
8 th January 2018 2018年1月8日	148	Examination Records are updated 更新檢視紀錄
	9	Location Plan of the Development and the dates of the survey sheets are updated. 更新發展項目的所在位置圖及測繪圖之日期。
	13	"Outline Zoning Plan" relating to the Development is updated 更新關於發展項目的「分區計劃大綱圖」。
4 th April 2018 2018年4月4日	148	Updated the "Examination Records". 更新「檢視紀錄」。
	9	Location Plan of the Development and the dates of the survey sheets are updated. 更新發展項目的所在位置圖及測繪圖之日期。
	10-10a	Aerial Photographs of the Development are updated. 更新發展項目的鳥瞰照片。
28 th June 2018 2018年6月28日	12	"Outline Zoning Plan" relating to the Development is revised 更改關於發展項目的「分區計劃大綱圖」。
	129	"Revised the "Fittings, Finishes And Appliances". 更改「裝置、裝修物料及設備」。
	148	Updated the "Examination Records". 更新「檢視紀錄」。
	9	Location Plan of the Development and the dates of the survey sheets are updated. 更新發展項目的所在位置圖及測繪圖之日期。
28 th June 2018 2018年6月28日	10	Aerial Photograph of the Development is updated. 更新發展項目的鳥瞰照片。
	114	"Fittings, Finishes And Appliances" is revised. 更改「裝置、裝修物料及設備」。
	148	"Examination Records" is updated. 更新「檢視紀錄」。

Examination/Revision Date 檢視/修改日期	Page Number 頁數	Revision Made 所有修改
27 th September 2018 2018年9月27日	9	Location Plan of the Development and the dates of the survey sheets are updated. 更新發展項目的所在位置圖及測繪圖之日期。
	149	Updated the “Examination Records”. 更新「檢視紀錄」。
21 st December 2018 2018年12月21日	9	Location Plan of the Development and the dates of the survey sheets are updated. 更新發展項目的所在位置圖及測繪圖之日期。
	10a (加頁 Additional Page)	Aerial Photograph of the Development is updated. 更新發展項目的鳥瞰照片。
	149	Updated the “Examination Records”. 更新「檢視紀錄」。
8 th March 2019 2019年3月8日	9	Location Plan of the Development and the dates of the survey sheets are updated. 更新發展項目的所在位置圖及測繪圖之日期。
	24-34, 64-74	“Floor Plans of Residential Properties in the Development” is updated. 更新「發展項目的住宅物業的樓面平面圖」。
	107-149	“Fittings, Finishes And Appliances” is updated. 更新「裝置、裝修物料及設備」。
	161	Updated the “Examination Records”. 更新「檢視紀錄」。
27 th March 2019 2019年3月27日	24-34, 64-74	“Floor Plans of Residential Properties in the Development” is updated. 更新「發展項目的住宅物業的樓面平面圖」。
	107-126, 140-143	“Fittings, Finishes And Appliances” is updated. 更新「裝置、裝修物料及設備」。
	161	“Examination Records” is updated. 更新「檢視紀錄」。
26 th June 2019 2019年6月26日	9	Location Plan of the Development is updated. 更新發展項目的所在位置圖。
	10	Aerial Photograph of the Development is updated. 更新發展項目的鳥瞰照片。
	10a (刪頁 Deleted Page)	Aerial Photograph of the Development is deleted. 刪除發展項目的鳥瞰照片。
	161	“Examination Records” is updated. 更新「檢視紀錄」。

Examination/Revision Date 檢視/修改日期	Page Number 頁數	Revision Made 所有修改
20 th September 2019 2019年9月20日	9	Location Plan of the Development and the dates of the survey sheets are updated. 更新發展項目的所在位置圖及測繪圖之日期。
	10	Aerial Photograph of the Development is updated. 更新發展項目的鳥瞰照片。
	161	“Examination Records” is updated. 更新「檢視紀錄」。
17 th December 2019 2019年12月17日	9	Location Plan of the Development is updated. 更新發展項目的所在位置圖。
	139 & 141	“Fittings, Finishes And Appliances” is revised. 更改「裝置、裝修物料及設備」。
	161	“Examination Records” is updated. 更新「檢視紀錄」。

